

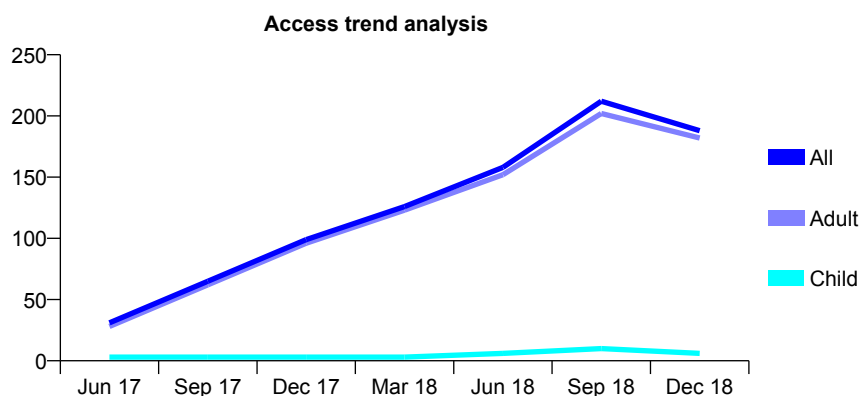
7A1 - Vital Signs At a Glance Contract Report for 100365/0000 - December 2018

Name or company name	Dr M Ramzan
Contract type name	PDS Contract
Purpose of contract	General
Contract start date	01/04/2017
Contract end date	30/09/2018

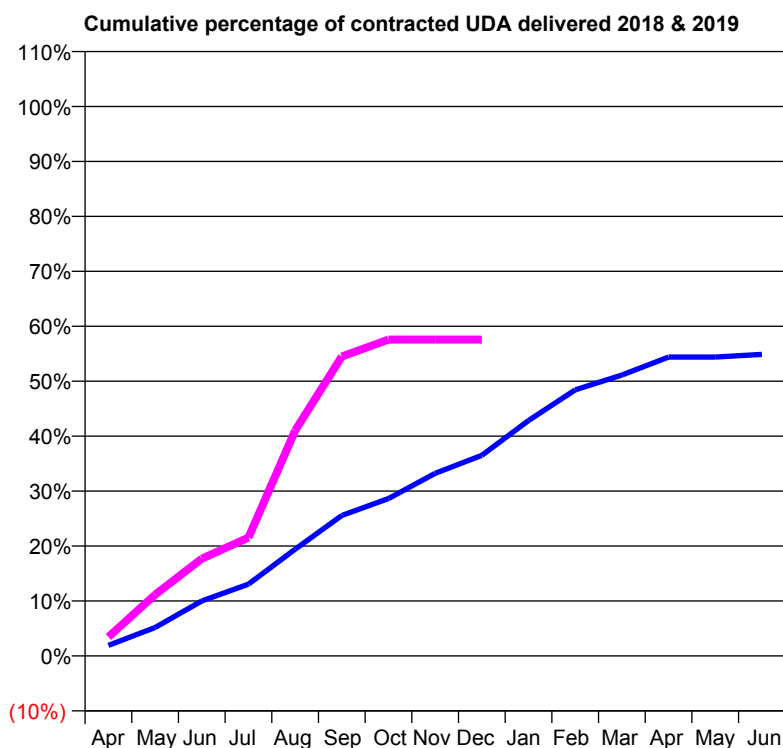
18/19 Contracted general activity (UDA)	312
Carry forward general activity (UDA)	0
18/19 Contracted orthodontic activity (UOA)	0
Carry forward orthodontic activity (UOA)	0
Baseline contract value	£12,413.27

ACCESS*

Patients seen in 24 months	Total	Change since previous quarter
Quarter ending December 2017	99	
Quarter ending March 2018	126	↑
Quarter ending June 2018	158	↑
Quarter ending September 2018	212	↑
Quarter ending December 2018	188	↓
Variance since December 2017	89.9%	↑



ACTIVITY



Month	Adjusted Scheduled Activity (UDA)	
	2018	2019
April	12	11
May	32	35
June	62	55
July	82	67
August	121	128
September	160	170
October	179	180
November	207	180
December	228	180
January	267	
February	302	
March	319	
April	339	
May	339	
June	342	

QUALITY

	Quantity	Base Number	Contract	LHB	Wales
% of FP17s for the same patient ID Re-attending within 3 months - Children	0	9	0.0%	7.8%	10.9%
% of FP17s for the same patient ID Re-attending within 3 months - Adults	2	159	1.3%	13.1%	15.6%
% of FP17s for the same patient ID Re-attending between 3 & 9 months - Children	0	9	0.0%	59.0%	59.6%
% of FP17s for the same patient ID Re-attending between 3 & 9 months - Adults	1	159	0.6%	54.2%	55.6%
% of FP17s for Band 1 Urgent Courses	148	150	98.7%	8.2%	8.9%
% of FP17s Relating to Free Repair or Replacements	0	150	0.0%	0.7%	0.7%
% of FP17s Relating to Continuations	0	150	0.0%	0.8%	0.7%
% of Patients satisfied with the dentistry they have received	1	2	N/A	92.9%	93.3%
% of Patients satisfied with the time they had to wait for an appointment	1	2	N/A	86.7%	88.0%

* This is based on patients treated on this contract for their most recent course of treatment. Figures in italics indicate the base number of FP17s or Patient Questionnaire responses are less than 100. N/A is shown where the base number of responses is less than 10 during the period. % is calculated as Quantity/Base number*100

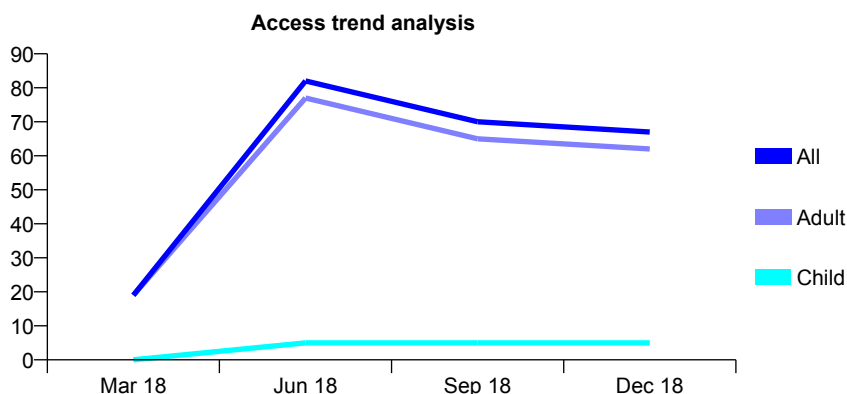
7A1 - Vital Signs At a Glance Contract Report for 100602/0000 - December 2018

Name or company name	D N Dental Limited
Contract type name	PDS Contract
Purpose of contract	General
Contract start date	07/03/2018
Contract end date	06/06/2018

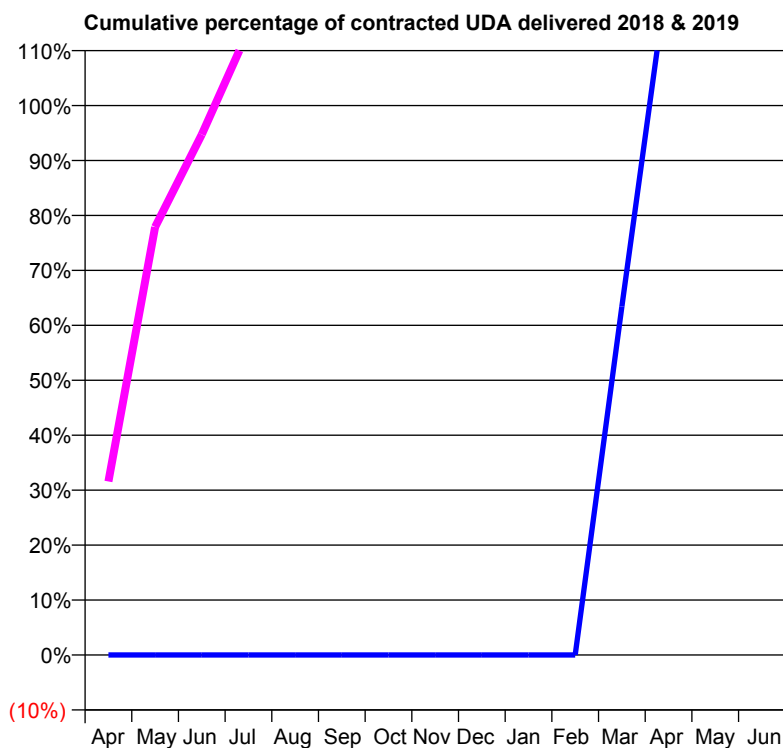
18/19 Contracted general activity (UDA)	95
Carry forward general activity (UDA)	0
18/19 Contracted orthodontic activity (UOA)	0
Carry forward orthodontic activity (UOA)	0
Baseline contract value	£4,551.48

ACCESS*

Patients seen in 24 months	Total	Change since previous quarter
Quarter ending December 2017	0	
Quarter ending March 2018	19	
Quarter ending June 2018	82	↑
Quarter ending September 2018	70	↓
Quarter ending December 2018	67	↓
Variance since December 2017	N/A	



ACTIVITY



Month	Adjusted Scheduled Activity (UDA)	
	2018	2019
April	0	30
May	0	74
June	0	90
July	0	108
August	0	108
September	0	108
October	0	108
November	0	108
December	0	108
January	0	
February	0	
March	22	
April	44	
May	44	
June	44	

QUALITY

	Quantity	Base Number	Contract	LHB	Wales
% of FP17s for the same patient ID Re-attending within 3 months - Children	0	5	0.0%	7.8%	10.9%
% of FP17s for the same patient ID Re-attending within 3 months - Adults	3	104	2.9%	13.1%	15.6%
% of FP17s for the same patient ID Re-attending between 3 & 9 months - Children	0	5	0.0%	59.0%	59.6%
% of FP17s for the same patient ID Re-attending between 3 & 9 months - Adults	0	104	0.0%	54.2%	55.6%
% of FP17s for Band 1 Urgent Courses	85	91	93.4%	8.2%	8.9%
% of FP17s Relating to Free Repair or Replacements	0	91	0.0%	0.7%	0.7%
% of FP17s Relating to Continuations	0	91	0.0%	0.8%	0.7%
% of Patients satisfied with the dentistry they have received	0	0	N/A	92.9%	93.3%
% of Patients satisfied with the time they had to wait for an appointment	0	0	N/A	86.7%	88.0%

* This is based on patients treated on this contract for their most recent course of treatment. Figures in italics indicate the base number of FP17s or Patient Questionnaire responses are less than 100. N/A is shown where the base number of responses is less than 10 during the period. % is calculated as Quantity/Base number*100

7A1 - Vital Signs At a Glance Contract Report for 100659/0000 - December 2018


Name or company name	Coal & Diamond Ltd
Contract type name	GDS Contract
Purpose of contract	General
Contract start date	01/10/2018
Contract end date	

18/19 Contracted general activity (UDA)	9,000
Carry forward general activity (UDA)	0
18/19 Contracted orthodontic activity (UOA)	0
Carry forward orthodontic activity (UOA)	0
Baseline contract value	£240,481.80

ACCESS*

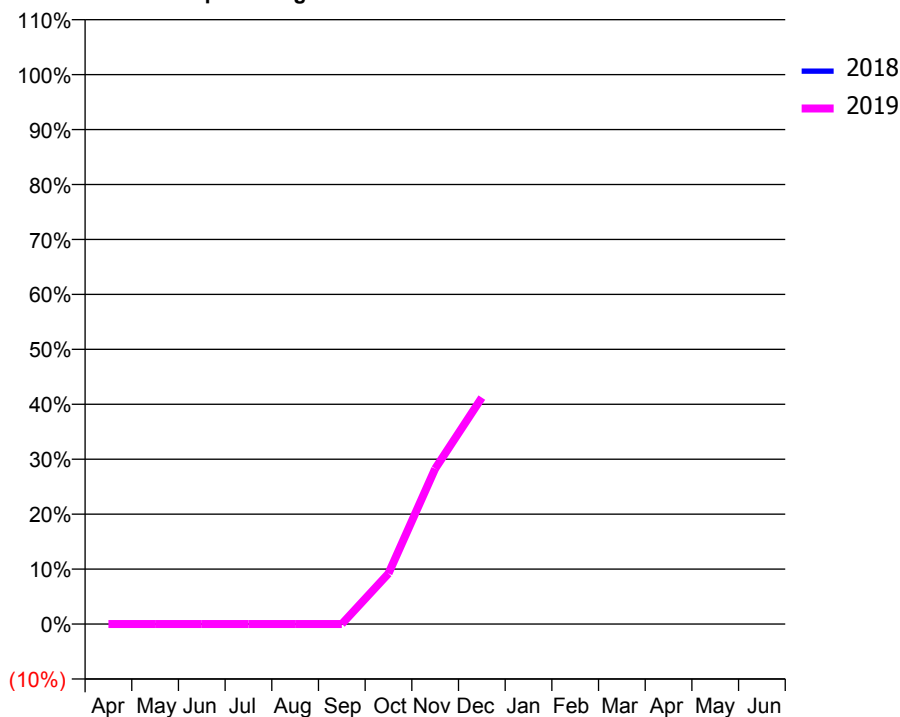
Patients seen in 24 months	Total	Change since previous quarter
Quarter ending December 2017	0	
Quarter ending March 2018	0	
Quarter ending June 2018	0	
Quarter ending September 2018	0	
Quarter ending December 2018	1,230	↑
Variance since December 2017	N/A	

Access trend analysis



ACTIVITY

Cumulative percentage of contracted UDA delivered 2018 & 2019



Month	Adjusted Scheduled Activity (UDA)	
	2018	2019
April	0	0
May	0	0
June	0	0
July	0	0
August	0	0
September	0	0
October	0	829
November	0	2,546
December	0	3,709
January	0	
February	0	
March	0	
April	0	
May	0	
June	0	

QUALITY

	Quantity	Base Number	Contract	LHB	Wales
% of FP17s for the same patient ID Re-attending within 3 months - Children	4	216	1.9%	7.8%	10.9%
% of FP17s for the same patient ID Re-attending within 3 months - Adults	61	972	6.3%	13.1%	15.6%
% of FP17s for the same patient ID Re-attending between 3 & 9 months - Children	0	216	0.0%	59.0%	59.6%
% of FP17s for the same patient ID Re-attending between 3 & 9 months - Adults	0	972	0.0%	54.2%	55.6%
% of FP17s for Band 1 Urgent Courses	131	1,188	11.0%	8.2%	8.9%
% of FP17s Relating to Free Repair or Replacements	0	1,188	0.0%	0.7%	0.7%
% of FP17s Relating to Continuations	2	1,188	0.2%	0.8%	0.7%
% of Patients satisfied with the dentistry they have received	2	2	N/A	92.9%	93.3%
% of Patients satisfied with the time they had to wait for an appointment	2	2	N/A	86.7%	88.0%

* This is based on patients treated on this contract for their most recent course of treatment. Figures in italics indicate the base number of FP17s or Patient Questionnaire responses are less than 100. N/A is shown where the base number of responses is less than 10 during the period. % is calculated as Quantity/Base number*100

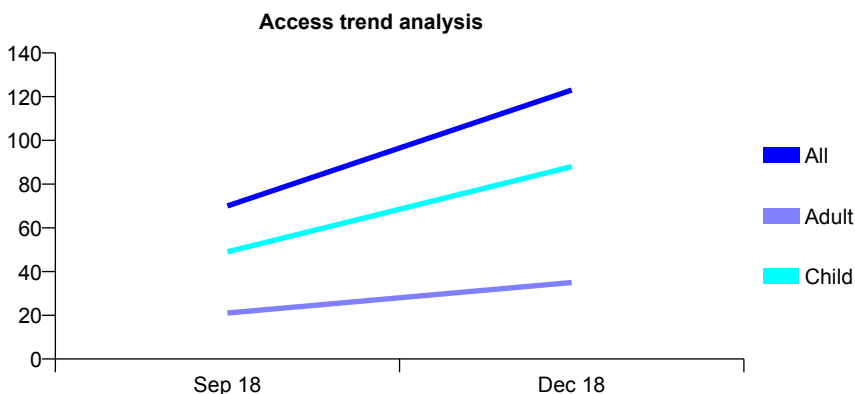
7A1 - Vital Signs At a Glance Contract Report for 100714/0000 - December 2018

Name or company name	Estate of B V Owen
Contract type name	GDS Contract
Purpose of contract	General
Contract start date	14/05/2018
Contract end date	

18/19 Contracted general activity (UDA)	316
Carry forward general activity (UDA)	0
18/19 Contracted orthodontic activity (UOA)	0
Carry forward orthodontic activity (UOA)	0
Baseline contract value	£8,155.26

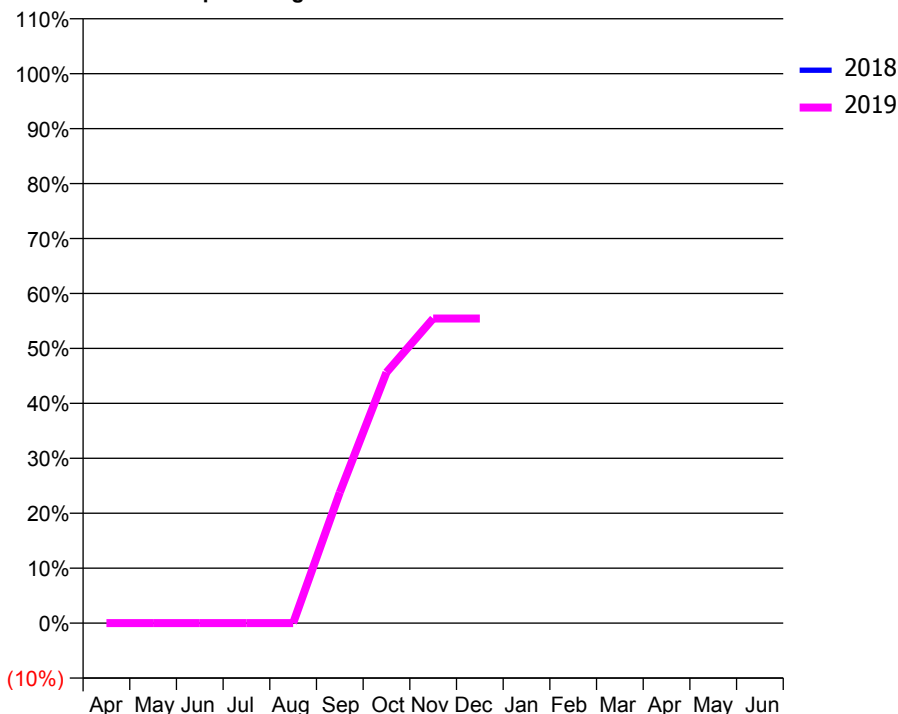
ACCESS*

Patients seen in 24 months	Total	Change since previous quarter
Quarter ending December 2017	0	
Quarter ending March 2018	0	
Quarter ending June 2018	0	
Quarter ending September 2018	70	↑
Quarter ending December 2018	123	↑
Variance since December 2017	N/A	



ACTIVITY

Cumulative percentage of contracted UDA delivered 2018 & 2019



Month	Adjusted Scheduled Activity (UDA)	
	2018	2019
April	0	0
May	0	0
June	0	0
July	0	0
August	0	0
September	0	75
October	0	144
November	0	175
December	0	175
January	0	
February	0	
March	0	
April	0	
May	0	
June	0	

QUALITY

	Quantity	Base Number	Contract	LHB	Wales
% of FP17s for the same patient ID Re-attending within 3 months - Children	1	87	1.1%	7.8%	10.9%
% of FP17s for the same patient ID Re-attending within 3 months - Adults	3	31	9.7%	13.1%	15.6%
% of FP17s for the same patient ID Re-attending between 3 & 9 months - Children	0	87	0.0%	59.0%	59.6%
% of FP17s for the same patient ID Re-attending between 3 & 9 months - Adults	0	31	0.0%	54.2%	55.6%
% of FP17s for Band 1 Urgent Courses	1	118	0.8%	8.2%	8.9%
% of FP17s Relating to Free Repair or Replacements	0	118	0.0%	0.7%	0.7%
% of FP17s Relating to Continuations	2	118	1.7%	0.8%	0.7%
% of Patients satisfied with the dentistry they have received	0	0	N/A	92.9%	93.3%
% of Patients satisfied with the time they had to wait for an appointment	0	0	N/A	86.7%	88.0%

* This is based on patients treated on this contract for their most recent course of treatment. Figures in italics indicate the base number of FP17s or Patient Questionnaire responses are less than 100. N/A is shown where the base number of responses is less than 10 during the period. % is calculated as Quantity/Base number*100

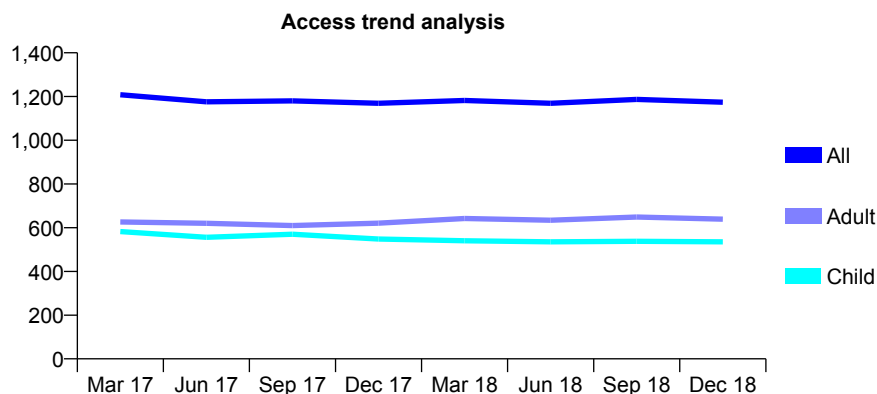
7A1 - Vital Signs At a Glance Contract Report for 101281/0086 - December 2018

Name or company name	OASIS DENTAL CARE LTD
Contract type name	GDS Contract
Purpose of contract	General
Contract start date	01/04/2006
Contract end date	

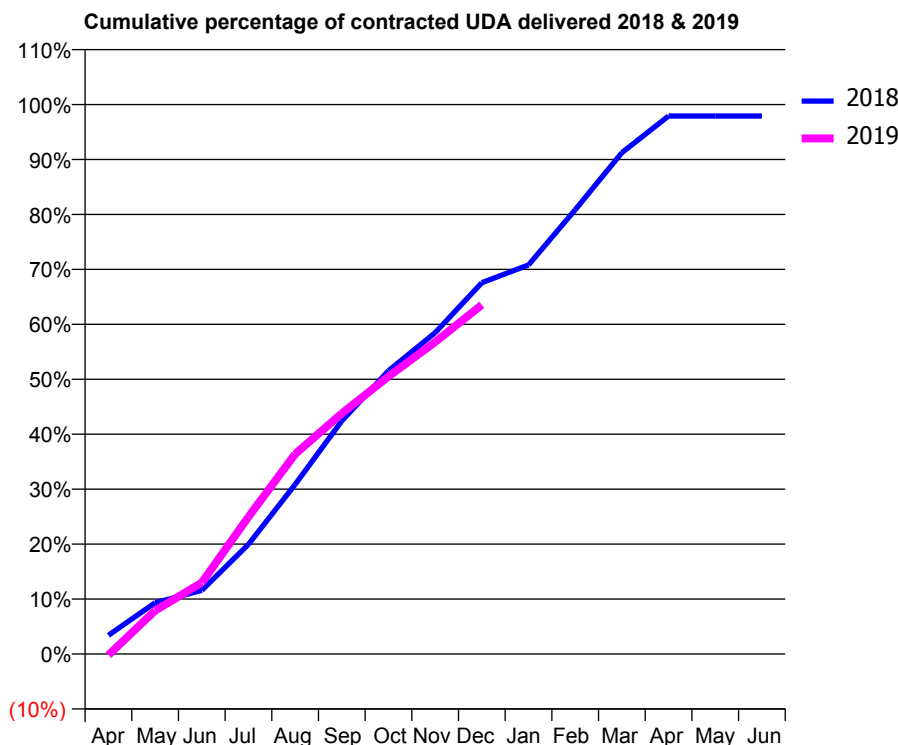
18/19 Contracted general activity (UDA)	3,000
Carry forward general activity (UDA)	63
18/19 Contracted orthodontic activity (UOA)	0
Carry forward orthodontic activity (UOA)	0
Baseline contract value	£75,233.20

ACCESS*

Patients seen in 24 months	Total	Change since previous quarter
Quarter ending December 2017	1,169	
Quarter ending March 2018	1,182	→
Quarter ending June 2018	1,169	↓
Quarter ending September 2018	1,187	→
Quarter ending December 2018	1,174	↓
Variance since December 2017	0.4%	→



ACTIVITY



Month	Adjusted Scheduled Activity (UDA)	
	2018	2019
April	102	-6
May	280	237
June	347	390
July	599	749
August	926	1,092
September	1,273	1,314
October	1,546	1,515
November	1,754	1,703
December	2,027	1,907
January	2,124	
February	2,425	
March	2,737	
April	2,937	
May	2,937	
June	2,937	

QUALITY

	Quantity	Base Number	Contract	LHB	Wales
% of FP17s for the same patient ID Re-attending within 3 months - Children	48	697	6.9%	7.8%	10.9%
% of FP17s for the same patient ID Re-attending within 3 months - Adults	115	696	16.5%	13.1%	15.6%
% of FP17s for the same patient ID Re-attending between 3 & 9 months - Children	483	697	69.3%	59.0%	59.6%
% of FP17s for the same patient ID Re-attending between 3 & 9 months - Adults	422	696	60.6%	54.2%	55.6%
% of FP17s for Band 1 Urgent Courses	79	1,295	6.1%	8.2%	8.9%
% of FP17s Relating to Free Repair or Replacements	1	1,295	0.1%	0.7%	0.7%
% of FP17s Relating to Continuations	4	1,295	0.3%	0.8%	0.7%
% of Patients satisfied with the dentistry they have received	4	4	N/A	92.9%	93.3%
% of Patients satisfied with the time they had to wait for an appointment	4	4	N/A	86.7%	88.0%

* This is based on patients treated on this contract for their most recent course of treatment. Figures in italics indicate the base number of FP17s or Patient Questionnaire responses are less than 100. N/A is shown where the base number of responses is less than 10 during the period. % is calculated as Quantity/Base number*100

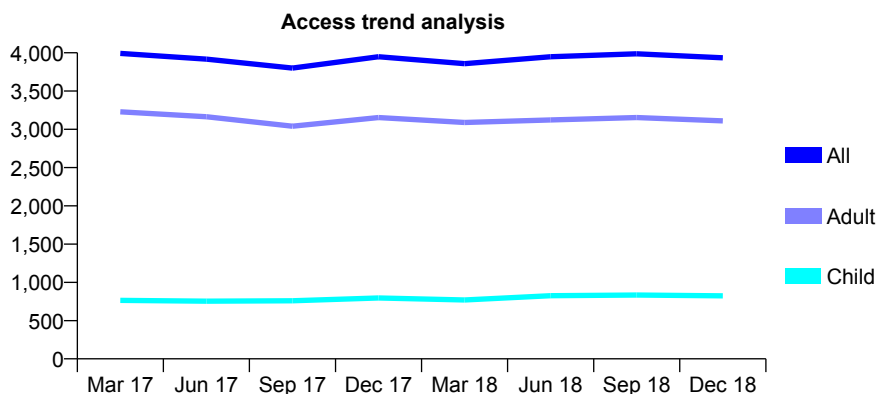
7A1 - Vital Signs At a Glance Contract Report for 101281/0116 - December 2018

Name or company name	OASIS DENTAL CARE LTD
Contract type name	GDS Contract
Purpose of contract	General
Contract start date	01/04/2006
Contract end date	

18/19 Contracted general activity (UDA)	15,000
Carry forward general activity (UDA)	0
18/19 Contracted orthodontic activity (UOA)	0
Carry forward orthodontic activity (UOA)	0
Baseline contract value	£368,221.81

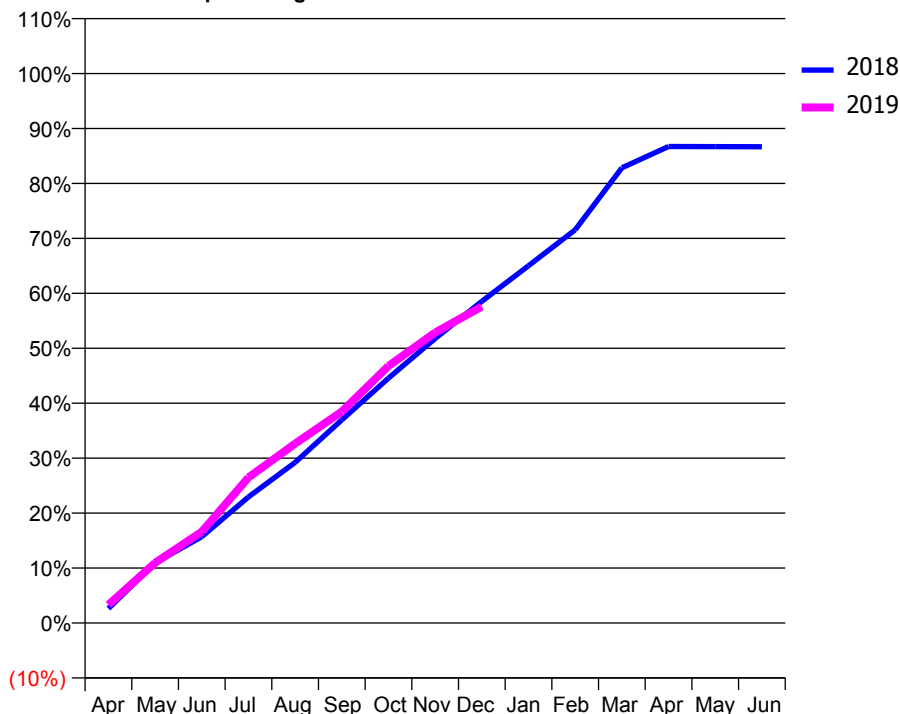
ACCESS*

Patients seen in 24 months	Total	Change since previous quarter
Quarter ending December 2017	3,948	
Quarter ending March 2018	3,858	↓
Quarter ending June 2018	3,948	↑
Quarter ending September 2018	3,987	→
Quarter ending December 2018	3,934	↓
Variance since December 2017	(0.4%)	→



ACTIVITY

Cumulative percentage of contracted UDA delivered 2018 & 2019



Month	Adjusted Scheduled Activity (UDA)	
	2018	2019
April	354	496
May	1,476	1,643
June	2,121	2,493
July	3,097	3,972
August	3,946	4,897
September	4,991	5,772
October	6,016	7,015
November	6,991	7,928
December	7,902	8,639
January	8,778	
February	9,658	
March	11,182	
April	11,706	
May	11,703	
June	11,702	

QUALITY

	Quantity	Base Number	Contract	LHB	Wales
% of FP17s for the same patient ID Re-attending within 3 months - Children	43	741	5.8%	7.8%	10.9%
% of FP17s for the same patient ID Re-attending within 3 months - Adults	451	3,275	13.8%	13.1%	15.6%
% of FP17s for the same patient ID Re-attending between 3 & 9 months - Children	315	741	42.5%	59.0%	59.6%
% of FP17s for the same patient ID Re-attending between 3 & 9 months - Adults	1,827	3,275	55.8%	54.2%	55.6%
% of FP17s for Band 1 Urgent Courses	355	3,816	9.3%	8.2%	8.9%
% of FP17s Relating to Free Repair or Replacements	39	3,816	1.0%	0.7%	0.7%
% of FP17s Relating to Continuations	64	3,816	1.7%	0.8%	0.7%
% of Patients satisfied with the dentistry they have received	4	5	N/A	92.9%	93.3%
% of Patients satisfied with the time they had to wait for an appointment	4	5	N/A	86.7%	88.0%

* This is based on patients treated on this contract for their most recent course of treatment. Figures in italics indicate the base number of FP17s or Patient Questionnaire responses are less than 100. N/A is shown where the base number of responses is less than 10 during the period. % is calculated as Quantity/Base number*100

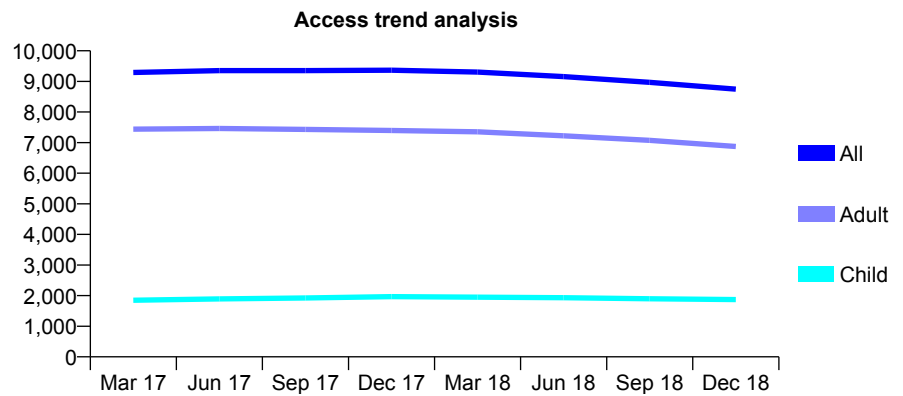
7A1 - Vital Signs At a Glance Contract Report for 101281/0133 - December 2018

Name or company name	OASIS DENTAL CARE LTD
Contract type name	GDS Contract
Purpose of contract	General
Contract start date	01/04/2006
Contract end date	

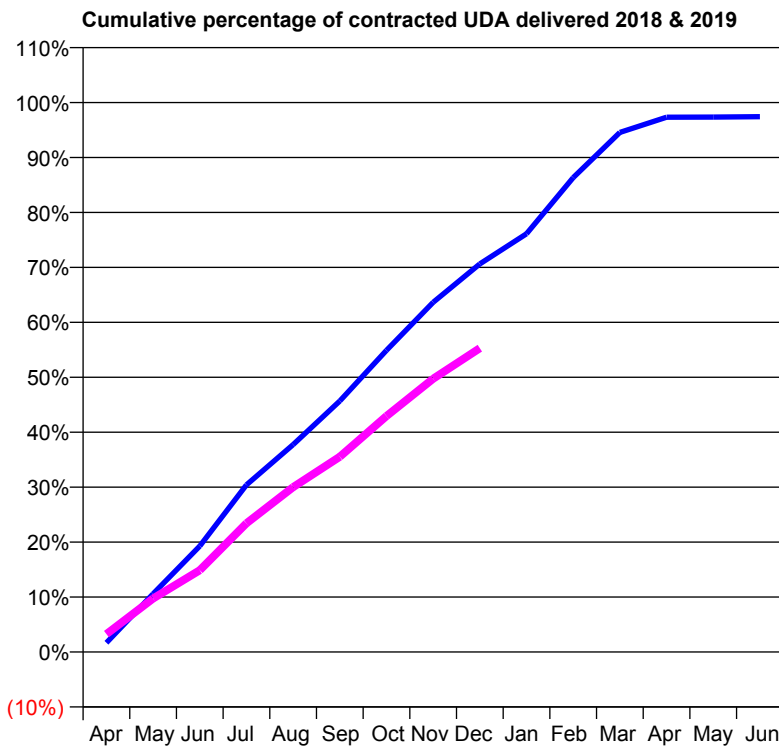
18/19 Contracted general activity (UDA)	33,740
Carry forward general activity (UDA)	84
18/19 Contracted orthodontic activity (UOA)	0
Carry forward orthodontic activity (UOA)	0
Baseline contract value	£829,659.11

ACCESS*

Patients seen in 24 months	Total	Change since previous quarter
Quarter ending December 2017	9,365	
Quarter ending March 2018	9,303	→
Quarter ending June 2018	9,156	↓
Quarter ending September 2018	8,971	↓
Quarter ending December 2018	8,746	↓
Variance since December 2017	(6.6%)	↓



ACTIVITY



Month	Adjusted Scheduled Activity (UDA)	
	2018	2019
April	567	1,103
May	3,572	3,285
June	6,503	5,025
July	10,265	7,903
August	12,734	10,128
September	15,417	11,995
October	18,526	14,490
November	21,471	16,779
December	23,832	18,653
January	25,684	
February	29,131	
March	31,903	
April	32,840	
May	32,844	
June	32,872	

QUALITY

	Quantity	Base Number	Contract	LHB	Wales
% of FP17s for the same patient ID Re-attending within 3 months - Children	88	1,726	5.1%	7.8%	10.9%
% of FP17s for the same patient ID Re-attending within 3 months - Adults	863	6,746	12.8%	13.1%	15.6%
% of FP17s for the same patient ID Re-attending between 3 & 9 months - Children	939	1,726	54.4%	59.0%	59.6%
% of FP17s for the same patient ID Re-attending between 3 & 9 months - Adults	3,792	6,746	56.2%	54.2%	55.6%
% of FP17s for Band 1 Urgent Courses	487	8,077	6.0%	8.2%	8.9%
% of FP17s Relating to Free Repair or Replacements	61	8,077	0.8%	0.7%	0.7%
% of FP17s Relating to Continuations	118	8,077	1.5%	0.8%	0.7%
% of Patients satisfied with the dentistry they have received	13	15	86.7%	92.9%	93.3%
% of Patients satisfied with the time they had to wait for an appointment	12	15	80.0%	86.7%	88.0%

* This is based on patients treated on this contract for their most recent course of treatment. Figures in italics indicate the base number of FP17s or Patient Questionnaire responses are less than 100. N/A is shown where the base number of responses is less than 10 during the period. % is calculated as Quantity/Base number*100

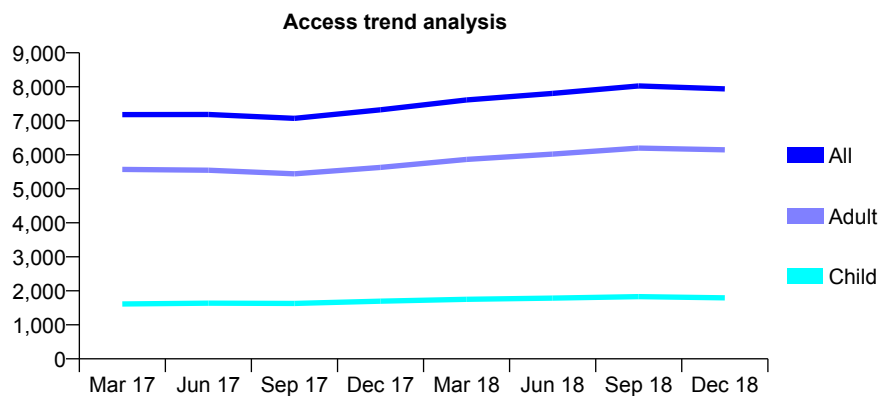
7A1 - Vital Signs At a Glance Contract Report for 101281/0144 - December 2018

Name or company name	OASIS DENTAL CARE LTD
Contract type name	GDS Contract
Purpose of contract	General
Contract start date	01/04/2006
Contract end date	

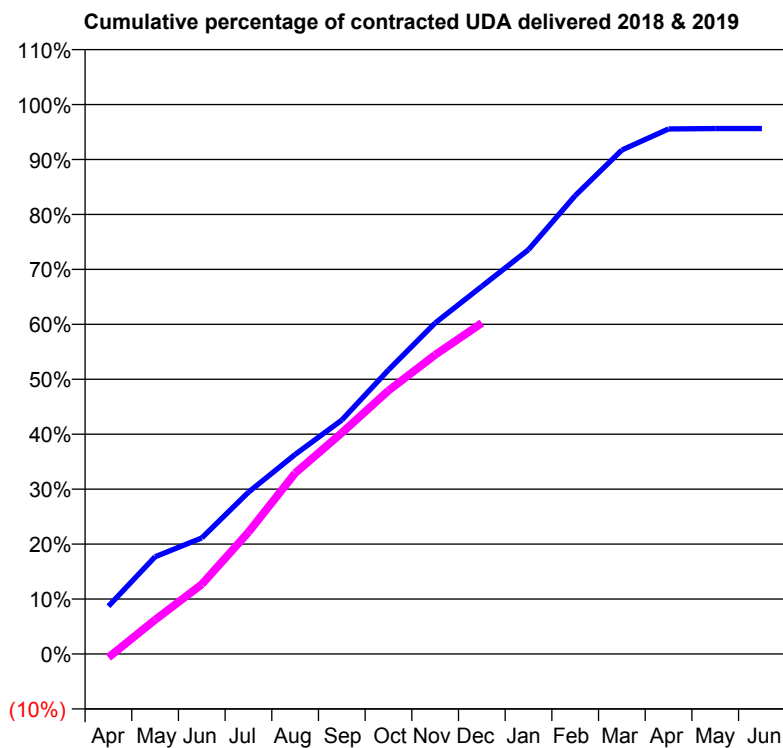
18/19 Contracted general activity (UDA)	24,126
Carry forward general activity (UDA)	1,057
18/19 Contracted orthodontic activity (UOA)	0
Carry forward orthodontic activity (UOA)	0
Baseline contract value	£593,252.98

ACCESS*

Patients seen in 24 months	Total	Change since previous quarter
Quarter ending December 2017	7,324	
Quarter ending March 2018	7,613	↑
Quarter ending June 2018	7,806	↑
Quarter ending September 2018	8,026	↑
Quarter ending December 2018	7,939	↓
Variance since December 2017	8.4%	↑



ACTIVITY



Month	Adjusted Scheduled Activity (UDA)	
	2018	2019
April	2,097	-157
May	4,273	1,501
June	5,099	3,058
July	7,104	5,346
August	8,763	7,940
September	10,273	9,708
October	12,473	11,564
November	14,533	13,136
December	16,146	14,535
January	17,754	
February	20,123	
March	22,127	
April	23,054	
May	23,068	
June	23,069	

QUALITY

	Quantity	Base Number	Contract	LHB	Wales
% of FP17s for the same patient ID Re-attending within 3 months - Children	93	1,655	5.6%	7.8%	10.9%
% of FP17s for the same patient ID Re-attending within 3 months - Adults	744	6,353	11.7%	13.1%	15.6%
% of FP17s for the same patient ID Re-attending between 3 & 9 months - Children	921	1,655	55.6%	59.0%	59.6%
% of FP17s for the same patient ID Re-attending between 3 & 9 months - Adults	3,810	6,353	60.0%	54.2%	55.6%
% of FP17s for Band 1 Urgent Courses	414	7,584	5.5%	8.2%	8.9%
% of FP17s Relating to Free Repair or Replacements	78	7,584	1.0%	0.7%	0.7%
% of FP17s Relating to Continuations	54	7,584	0.7%	0.8%	0.7%
% of Patients satisfied with the dentistry they have received	11	11	100.0%	92.9%	93.3%
% of Patients satisfied with the time they had to wait for an appointment	10	11	90.9%	86.7%	88.0%

* This is based on patients treated on this contract for their most recent course of treatment. Figures in italics indicate the base number of FP17s or Patient Questionnaire responses are less than 100. N/A is shown where the base number of responses is less than 10 during the period. % is calculated as Quantity/Base number*100

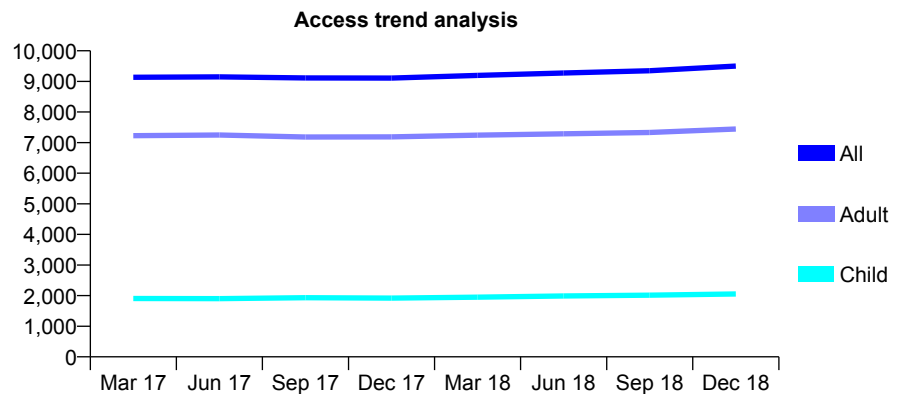
7A1 - Vital Signs At a Glance Contract Report for 101281/0152 - December 2018

Name or company name	OASIS DENTAL CARE LTD
Contract type name	GDS Contract
Purpose of contract	General
Contract start date	01/04/2006
Contract end date	

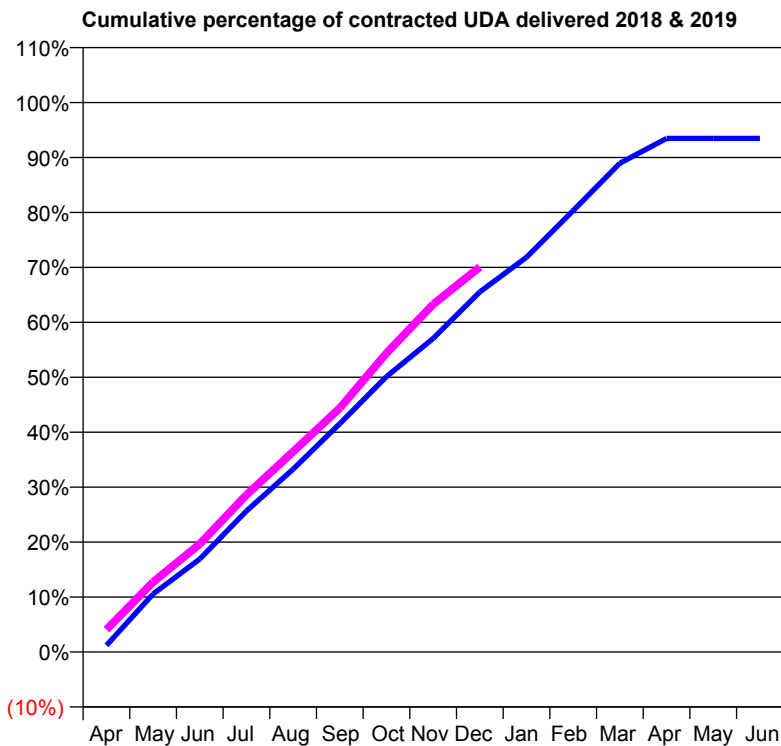
18/19 Contracted general activity (UDA)	25,000
Carry forward general activity (UDA)	0
18/19 Contracted orthodontic activity (UOA)	0
Carry forward orthodontic activity (UOA)	0
Baseline contract value	£614,744.45

ACCESS*

Patients seen in 24 months	Total	Change since previous quarter
Quarter ending December 2017	9,107	
Quarter ending March 2018	9,196	→
Quarter ending June 2018	9,274	→
Quarter ending September 2018	9,350	→
Quarter ending December 2018	9,501	→
Variance since December 2017	4.3%	↑



ACTIVITY



Month	Adjusted Scheduled Activity (UDA)	
	2018	2019
April	301	1,022
May	2,644	3,184
June	4,229	4,916
July	6,413	7,147
August	8,323	9,118
September	10,389	11,099
October	12,533	13,597
November	14,265	15,817
December	16,384	17,520
January	17,961	
February	20,082	
March	22,239	
April	23,367	
May	23,368	
June	23,368	

QUALITY

	Quantity	Base Number	Contract	LHB	Wales
% of FP17s for the same patient ID Re-attending within 3 months - Children	154	2,322	6.6%	7.8%	10.9%
% of FP17s for the same patient ID Re-attending within 3 months - Adults	1,102	8,019	13.7%	13.1%	15.6%
% of FP17s for the same patient ID Re-attending between 3 & 9 months - Children	1,326	2,322	57.1%	59.0%	59.6%
% of FP17s for the same patient ID Re-attending between 3 & 9 months - Adults	3,792	8,019	47.3%	54.2%	55.6%
% of FP17s for Band 1 Urgent Courses	747	9,803	7.6%	8.2%	8.9%
% of FP17s Relating to Free Repair or Replacements	61	9,803	0.6%	0.7%	0.7%
% of FP17s Relating to Continuations	115	9,803	1.2%	0.8%	0.7%
% of Patients satisfied with the dentistry they have received	11	14	78.6%	92.9%	93.3%
% of Patients satisfied with the time they had to wait for an appointment	11	14	78.6%	86.7%	88.0%

* This is based on patients treated on this contract for their most recent course of treatment. Figures in italics indicate the base number of FP17s or Patient Questionnaire responses are less than 100. N/A is shown where the base number of responses is less than 10 during the period. % is calculated as Quantity/Base number*100

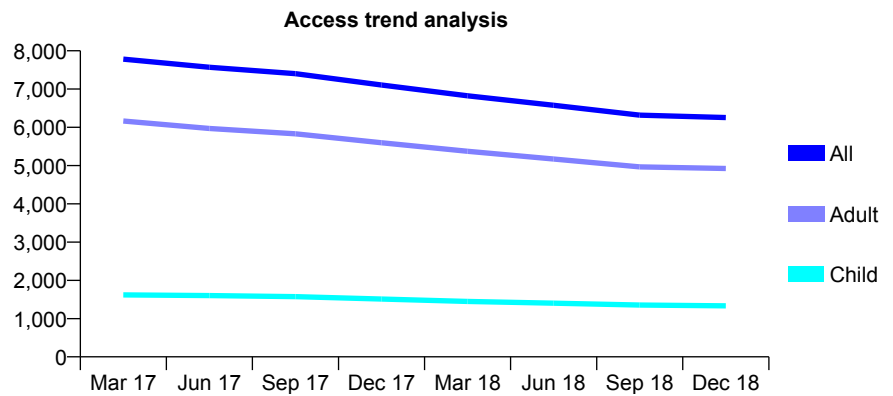
7A1 - Vital Signs At a Glance Contract Report for 101281/0153 - December 2018

Name or company name	OASIS DENTAL CARE LTD
Contract type name	GDS Contract
Purpose of contract	General
Contract start date	01/04/2006
Contract end date	

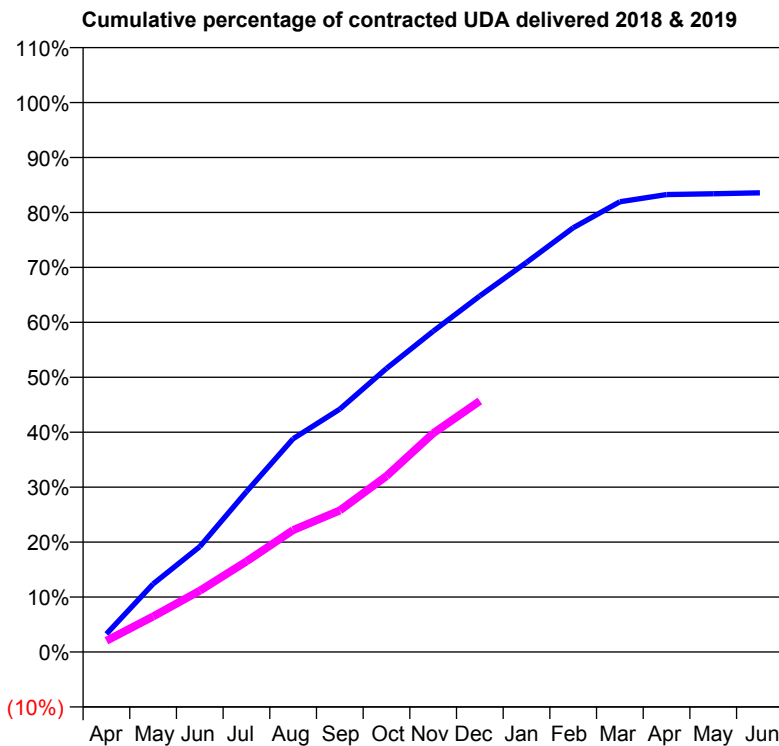
18/19 Contracted general activity (UDA)	27,508
Carry forward general activity (UDA)	0
18/19 Contracted orthodontic activity (UOA)	0
Carry forward orthodontic activity (UOA)	0
Baseline contract value	£676,415.60

ACCESS*

Patients seen in 24 months	Total	Change since previous quarter
Quarter ending December 2017	7,106	
Quarter ending March 2018	6,823	↓
Quarter ending June 2018	6,575	↓
Quarter ending September 2018	6,318	↓
Quarter ending December 2018	6,257	→
Variance since December 2017	(11.9%)	↓



ACTIVITY



Month	Adjusted Scheduled Activity (UDA)	
	2018	2019
April	901	567
May	3,405	1,776
June	5,278	3,069
July	8,024	4,536
August	10,678	6,102
September	12,158	7,084
October	14,195	8,810
November	16,060	10,952
December	17,828	12,565
January	19,500	
February	21,238	
March	22,536	
April	22,902	
May	22,940	
June	22,985	

QUALITY

	Quantity	Base Number	Contract	LHB	Wales
% of FP17s for the same patient ID Re-attending within 3 months - Children	79	1,252	6.3%	7.8%	10.9%
% of FP17s for the same patient ID Re-attending within 3 months - Adults	704	5,046	14.0%	13.1%	15.6%
% of FP17s for the same patient ID Re-attending between 3 & 9 months - Children	616	1,252	49.2%	59.0%	59.6%
% of FP17s for the same patient ID Re-attending between 3 & 9 months - Adults	2,773	5,046	55.0%	54.2%	55.6%
% of FP17s for Band 1 Urgent Courses	482	6,079	7.9%	8.2%	8.9%
% of FP17s Relating to Free Repair or Replacements	78	6,079	1.3%	0.7%	0.7%
% of FP17s Relating to Continuations	99	6,079	1.6%	0.8%	0.7%
% of Patients satisfied with the dentistry they have received	13	14	92.9%	92.9%	93.3%
% of Patients satisfied with the time they had to wait for an appointment	10	14	71.4%	86.7%	88.0%

* This is based on patients treated on this contract for their most recent course of treatment. Figures in italics indicate the base number of FP17s or Patient Questionnaire responses are less than 100. N/A is shown where the base number of responses is less than 10 during the period. % is calculated as Quantity/Base number*100

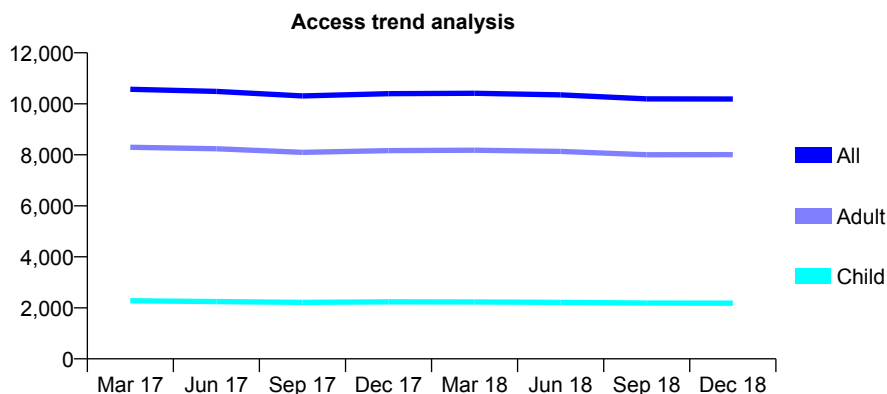
7A1 - Vital Signs At a Glance Contract Report for 101281/0154 - December 2018

Name or company name	OASIS DENTAL CARE LTD
Contract type name	GDS Contract
Purpose of contract	General
Contract start date	01/04/2006
Contract end date	

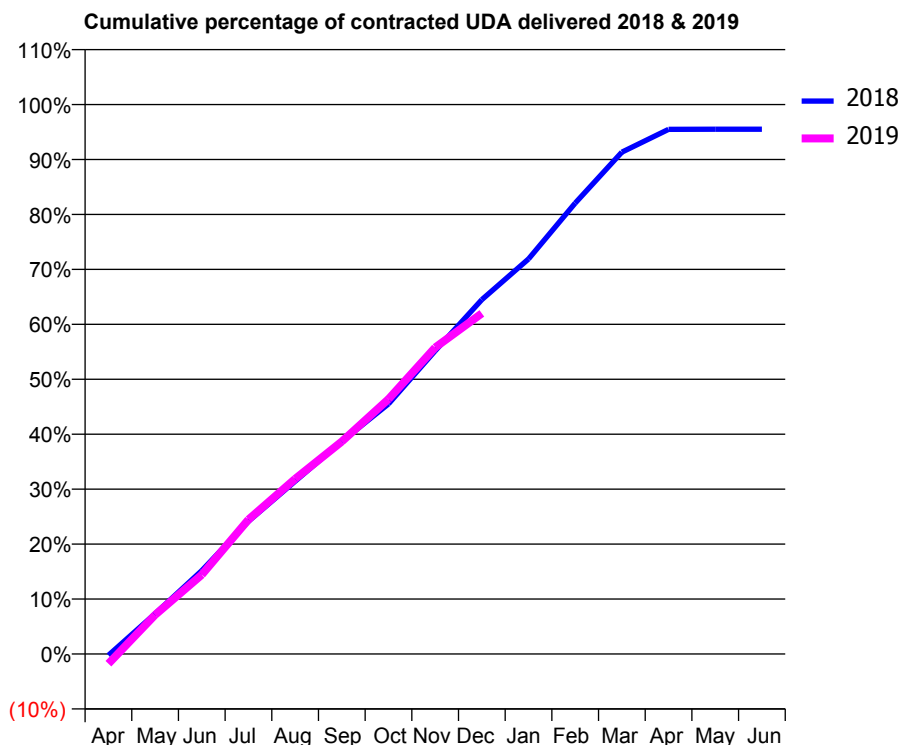
18/19 Contracted general activity (UDA)	35,277
Carry forward general activity (UDA)	1,585
18/19 Contracted orthodontic activity (UOA)	0
Carry forward orthodontic activity (UOA)	0
Baseline contract value	£867,453.60

ACCESS*

Patients seen in 24 months	Total	Change since previous quarter
Quarter ending December 2017	10,397	
Quarter ending March 2018	10,412	→
Quarter ending June 2018	10,349	→
Quarter ending September 2018	10,191	↓
Quarter ending December 2018	10,190	→
Variance since December 2017	(2.0%)	↓



ACTIVITY



Month	Adjusted Scheduled Activity (UDA)	
	2018	2019
April	-87	-625
May	2,587	2,515
June	5,356	5,090
July	8,521	8,634
August	11,094	11,241
September	13,648	13,642
October	16,057	16,364
November	19,466	19,679
December	22,753	21,870
January	25,363	
February	28,947	
March	32,222	
April	33,680	
May	33,688	
June	33,692	

QUALITY

	Quantity	Base Number	Contract	LHB	Wales
% of FP17s for the same patient ID Re-attending within 3 months - Children	167	2,552	6.5%	7.8%	10.9%
% of FP17s for the same patient ID Re-attending within 3 months - Adults	1,397	9,625	14.5%	13.1%	15.6%
% of FP17s for the same patient ID Re-attending between 3 & 9 months - Children	1,672	2,552	65.5%	59.0%	59.6%
% of FP17s for the same patient ID Re-attending between 3 & 9 months - Adults	6,190	9,625	64.3%	54.2%	55.6%
% of FP17s for Band 1 Urgent Courses	863	11,535	7.5%	8.2%	8.9%
% of FP17s Relating to Free Repair or Replacements	129	11,535	1.1%	0.7%	0.7%
% of FP17s Relating to Continuations	157	11,535	1.4%	0.8%	0.7%
% of Patients satisfied with the dentistry they have received	29	30	96.7%	92.9%	93.3%
% of Patients satisfied with the time they had to wait for an appointment	24	30	80.0%	86.7%	88.0%

* This is based on patients treated on this contract for their most recent course of treatment. Figures in italics indicate the base number of FP17s or Patient Questionnaire responses are less than 100. N/A is shown where the base number of responses is less than 10 during the period. % is calculated as Quantity/Base number*100

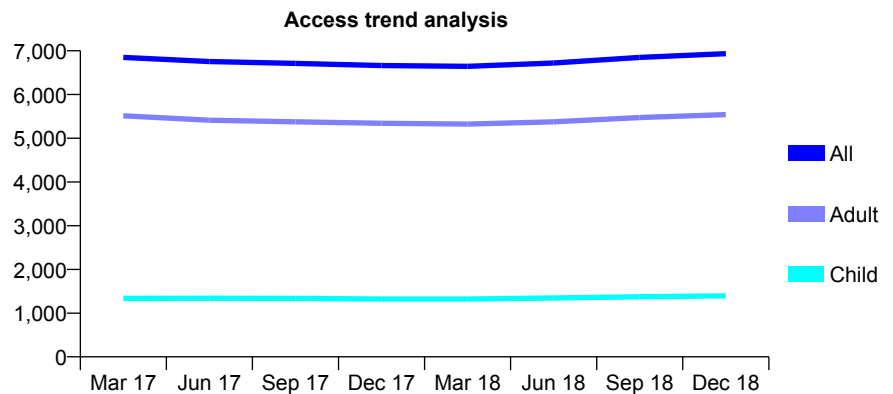
7A1 - Vital Signs At a Glance Contract Report for 101281/0156 - December 2018

Name or company name	OASIS DENTAL CARE LTD
Contract type name	GDS Contract
Purpose of contract	General
Contract start date	01/04/2006
Contract end date	

18/19 Contracted general activity (UDA)	25,000
Carry forward general activity (UDA)	853
18/19 Contracted orthodontic activity (UOA)	0
Carry forward orthodontic activity (UOA)	0
Baseline contract value	£614,744.45

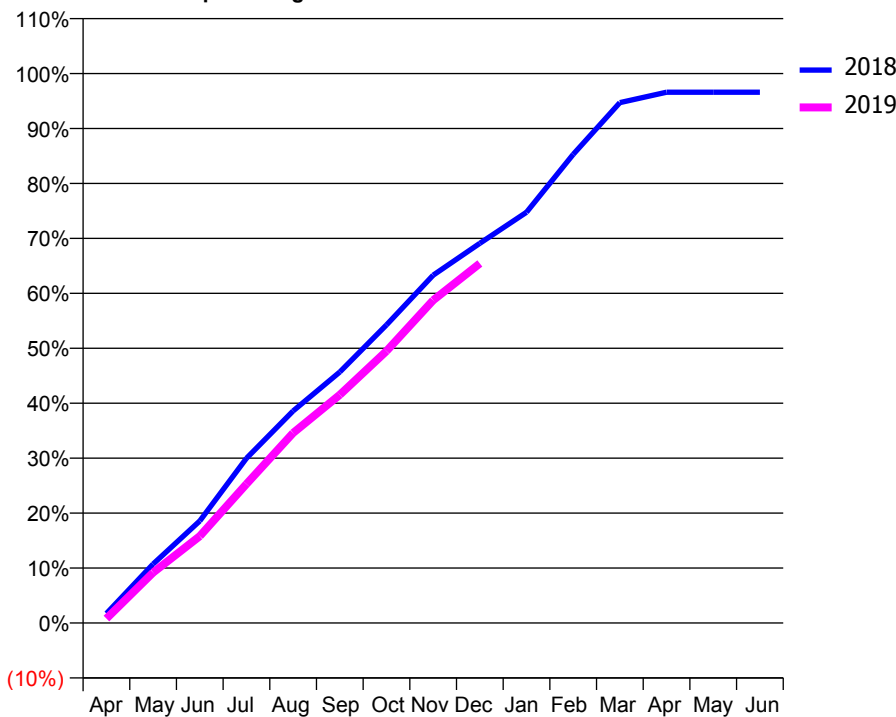
ACCESS*

Patients seen in 24 months	Total	Change since previous quarter
Quarter ending December 2017	6,663	
Quarter ending March 2018	6,646	→
Quarter ending June 2018	6,722	→
Quarter ending September 2018	6,848	→
Quarter ending December 2018	6,935	→
Variance since December 2017	4.1%	↑



ACTIVITY

Cumulative percentage of contracted UDA delivered 2018 & 2019



Month	Adjusted Scheduled Activity (UDA)	
	2018	2019
April	436	205
May	2,683	2,296
June	4,643	3,952
July	7,496	6,323
August	9,646	8,646
September	11,421	10,380
October	13,560	12,371
November	15,825	14,687
December	17,272	16,360
January	18,690	
February	21,319	
March	23,676	
April	24,147	
May	24,147	
June	24,147	

QUALITY

	Quantity	Base Number	Contract	LHB	Wales
% of FP17s for the same patient ID Re-attending within 3 months - Children	84	1,706	4.9%	7.8%	10.9%
% of FP17s for the same patient ID Re-attending within 3 months - Adults	1,223	8,075	15.1%	13.1%	15.6%
% of FP17s for the same patient ID Re-attending between 3 & 9 months - Children	1,167	1,706	68.4%	59.0%	59.6%
% of FP17s for the same patient ID Re-attending between 3 & 9 months - Adults	5,424	8,075	67.2%	54.2%	55.6%
% of FP17s for Band 1 Urgent Courses	985	9,540	10.3%	8.2%	8.9%
% of FP17s Relating to Free Repair or Replacements	81	9,540	0.8%	0.7%	0.7%
% of FP17s Relating to Continuations	80	9,540	0.8%	0.8%	0.7%
% of Patients satisfied with the dentistry they have received	18	18	100.0%	92.9%	93.3%
% of Patients satisfied with the time they had to wait for an appointment	17	18	94.4%	86.7%	88.0%

* This is based on patients treated on this contract for their most recent course of treatment. Figures in italics indicate the base number of FP17s or Patient Questionnaire responses are less than 100. N/A is shown where the base number of responses is less than 10 during the period. % is calculated as Quantity/Base number*100

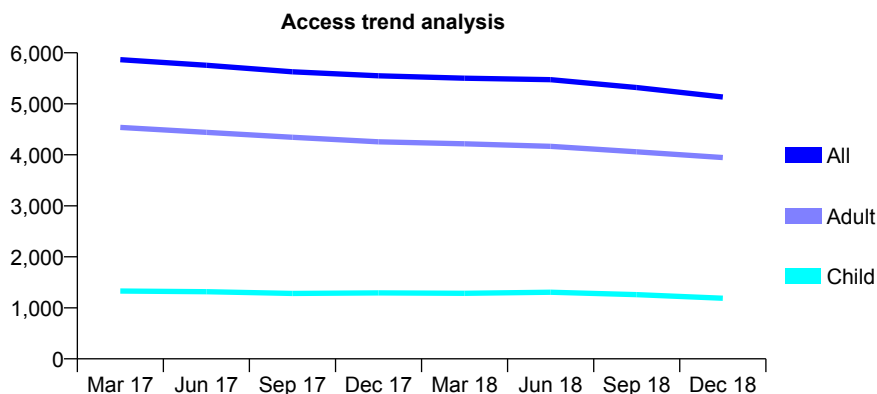
7A1 - Vital Signs At a Glance Contract Report for 101281/0157 - December 2018

Name or company name	OASIS DENTAL CARE LTD
Contract type name	GDS Contract
Purpose of contract	General
Contract start date	01/05/2006
Contract end date	

18/19 Contracted general activity (UDA)	20,000
Carry forward general activity (UDA)	0
18/19 Contracted orthodontic activity (UOA)	0
Carry forward orthodontic activity (UOA)	0
Baseline contract value	£491,795.56

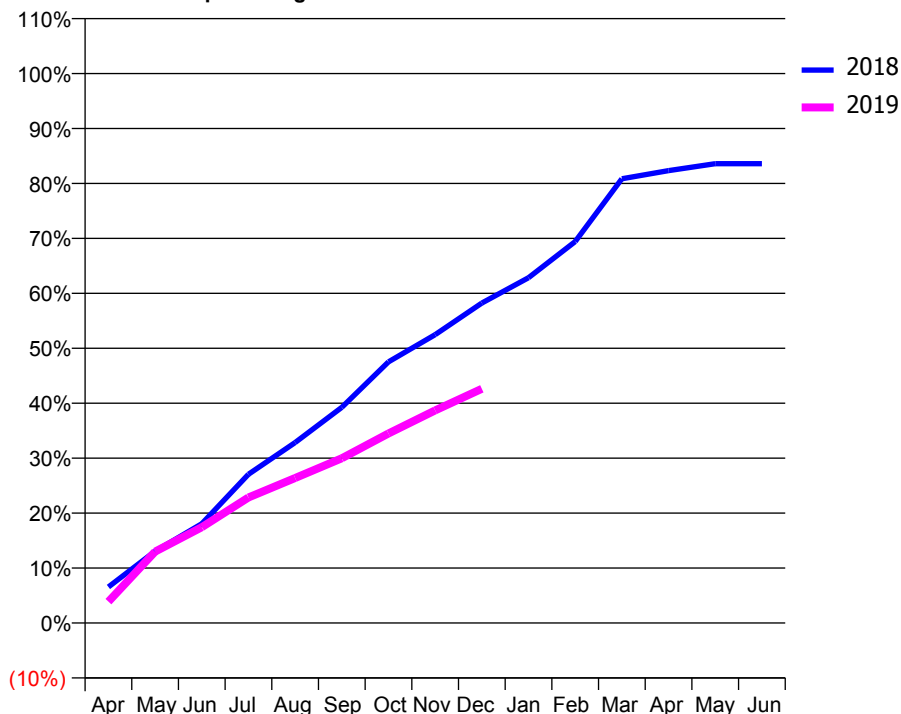
ACCESS*

Patients seen in 24 months	Total	Change since previous quarter
Quarter ending December 2017	5,548	
Quarter ending March 2018	5,502	→
Quarter ending June 2018	5,473	→
Quarter ending September 2018	5,318	↓
Quarter ending December 2018	5,134	↓
Variance since December 2017	(7.5%)	↓



ACTIVITY

Cumulative percentage of contracted UDA delivered 2018 & 2019



Adjusted Scheduled Activity (UDA)

Month	2018	2019
April	1,313	777
May	2,615	2,601
June	3,611	3,485
July	5,414	4,567
August	6,568	5,280
September	7,851	5,996
October	9,504	6,900
November	10,495	7,741
December	11,646	8,527
January	12,566	
February	13,884	
March	16,171	
April	16,466	
May	16,718	
June	16,718	

QUALITY

	Quantity	Base Number	Contract	LHB	Wales
% of FP17s for the same patient ID Re-attending within 3 months - Children	45	920	4.9%	7.8%	10.9%
% of FP17s for the same patient ID Re-attending within 3 months - Adults	406	3,173	12.8%	13.1%	15.6%
% of FP17s for the same patient ID Re-attending between 3 & 9 months - Children	527	920	57.3%	59.0%	59.6%
% of FP17s for the same patient ID Re-attending between 3 & 9 months - Adults	1,454	3,173	45.8%	54.2%	55.6%
% of FP17s for Band 1 Urgent Courses	297	3,841	7.7%	8.2%	8.9%
% of FP17s Relating to Free Repair or Replacements	3	3,841	0.1%	0.7%	0.7%
% of FP17s Relating to Continuations	59	3,841	1.5%	0.8%	0.7%
% of Patients satisfied with the dentistry they have received	7	7	N/A	92.9%	93.3%
% of Patients satisfied with the time they had to wait for an appointment	6	7	N/A	86.7%	88.0%

* This is based on patients treated on this contract for their most recent course of treatment. Figures in italics indicate the base number of FP17s or Patient Questionnaire responses are less than 100. N/A is shown where the base number of responses is less than 10 during the period. % is calculated as Quantity/Base number*100

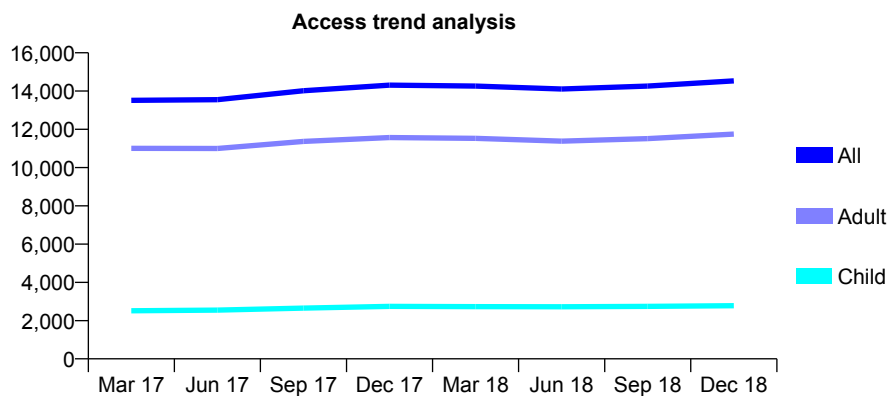
7A1 - Vital Signs At a Glance Contract Report for 101338/0037 - December 2018

Name or company name	Whitecross Dental Care Limited
Contract type name	GDS Contract
Purpose of contract	General
Contract start date	01/04/2006
Contract end date	

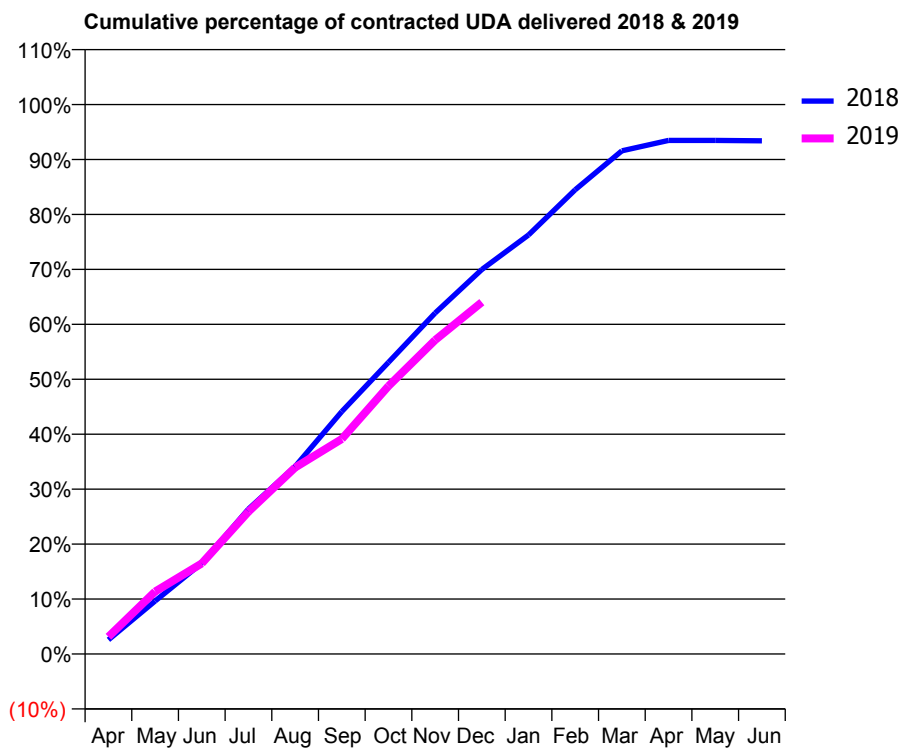
18/19 Contracted general activity (UDA)	48,695
Carry forward general activity (UDA)	0
18/19 Contracted orthodontic activity (UOA)	0
Carry forward orthodontic activity (UOA)	0
Baseline contract value	£1,380,253.05

ACCESS*

Patients seen in 24 months	Total	Change since previous quarter
Quarter ending December 2017	14,311	
Quarter ending March 2018	14,259	→
Quarter ending June 2018	14,104	↓
Quarter ending September 2018	14,259	→
Quarter ending December 2018	14,530	→
Variance since December 2017	1.5%	→



ACTIVITY



Month	Adjusted Scheduled Activity (UDA)	
	2018	2019
April	1,257	1,531
May	4,697	5,538
June	8,051	8,030
July	12,855	12,617
August	16,618	16,529
September	21,483	19,055
October	25,853	23,750
November	30,218	27,822
December	34,071	31,174
January	37,139	
February	41,146	
March	44,586	
April	45,516	
May	45,508	
June	45,480	

QUALITY

	Quantity	Base Number	Contract	LHB	Wales
% of FP17s for the same patient ID Re-attending within 3 months - Children	65	2,666	2.4%	7.8%	10.9%
% of FP17s for the same patient ID Re-attending within 3 months - Adults	788	12,092	6.5%	13.1%	15.6%
% of FP17s for the same patient ID Re-attending between 3 & 9 months - Children	1,566	2,666	58.7%	59.0%	59.6%
% of FP17s for the same patient ID Re-attending between 3 & 9 months - Adults	7,650	12,092	63.3%	54.2%	55.6%
% of FP17s for Band 1 Urgent Courses	363	14,366	2.5%	8.2%	8.9%
% of FP17s Relating to Free Repair or Replacements	88	14,366	0.6%	0.7%	0.7%
% of FP17s Relating to Continuations	97	14,366	0.7%	0.8%	0.7%
% of Patients satisfied with the dentistry they have received	30	33	90.9%	92.9%	93.3%
% of Patients satisfied with the time they had to wait for an appointment	29	33	87.9%	86.7%	88.0%

* This is based on patients treated on this contract for their most recent course of treatment. Figures in italics indicate the base number of FP17s or Patient Questionnaire responses are less than 100. N/A is shown where the base number of responses is less than 10 during the period. % is calculated as Quantity/Base number*100

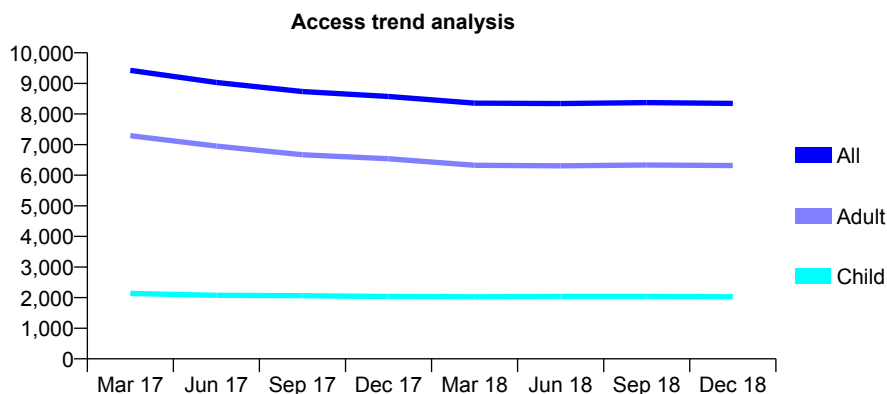
7A1 - Vital Signs At a Glance Contract Report for 101338/0041 - December 2018

Name or company name	Whitecross Dental Care Limited
Contract type name	GDS Contract
Purpose of contract	General
Contract start date	01/04/2006
Contract end date	

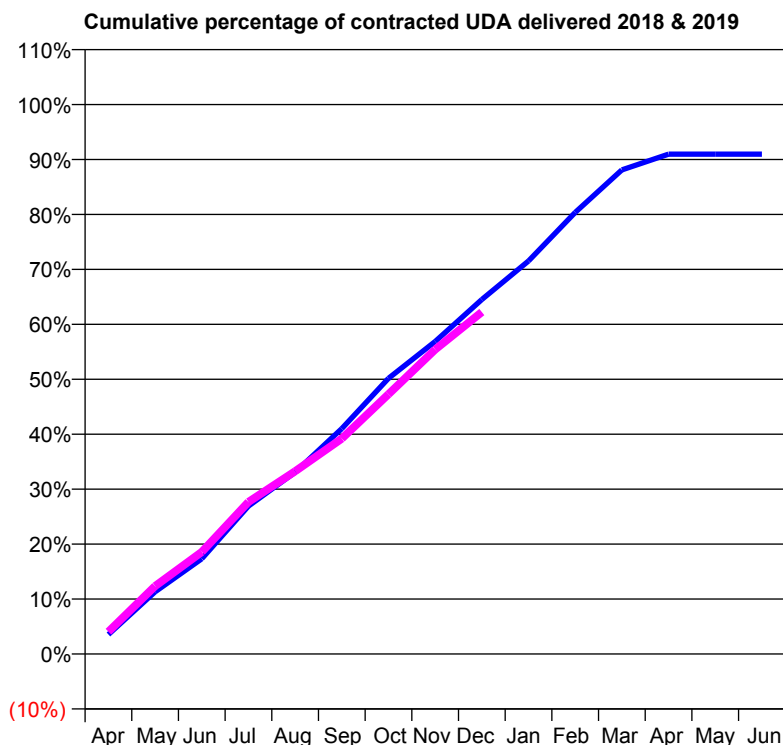
18/19 Contracted general activity (UDA)	27,000
Carry forward general activity (UDA)	0
18/19 Contracted orthodontic activity (UOA)	0
Carry forward orthodontic activity (UOA)	0
Baseline contract value	£664,284.73

ACCESS*

Patients seen in 24 months	Total	Change since previous quarter
Quarter ending December 2017	8,574	
Quarter ending March 2018	8,355	↓
Quarter ending June 2018	8,342	→
Quarter ending September 2018	8,373	→
Quarter ending December 2018	8,347	→
Variance since December 2017	(2.6%)	↓



ACTIVITY



Month	Adjusted Scheduled Activity (UDA)	
	2018	2019
April	835	1,097
May	2,660	3,341
June	4,074	5,018
July	6,325	7,473
August	7,776	8,980
September	9,642	10,586
October	11,789	12,768
November	13,363	14,959
December	15,158	16,802
January	16,807	
February	18,887	
March	20,704	
April	21,376	
May	21,376	
June	21,376	

QUALITY

	Quantity	Base Number	Contract	LHB	Wales
% of FP17s for the same patient ID Re-attending within 3 months - Children	104	1,837	5.7%	7.8%	10.9%
% of FP17s for the same patient ID Re-attending within 3 months - Adults	666	6,024	11.1%	13.1%	15.6%
% of FP17s for the same patient ID Re-attending between 3 & 9 months - Children	938	1,837	51.1%	59.0%	59.6%
% of FP17s for the same patient ID Re-attending between 3 & 9 months - Adults	2,877	6,024	47.8%	54.2%	55.6%
% of FP17s for Band 1 Urgent Courses	585	7,556	7.7%	8.2%	8.9%
% of FP17s Relating to Free Repair or Replacements	48	7,556	0.6%	0.7%	0.7%
% of FP17s Relating to Continuations	60	7,556	0.8%	0.8%	0.7%
% of Patients satisfied with the dentistry they have received	12	12	100.0%	92.9%	93.3%
% of Patients satisfied with the time they had to wait for an appointment	12	12	100.0%	86.7%	88.0%

* This is based on patients treated on this contract for their most recent course of treatment. Figures in italics indicate the base number of FP17s or Patient Questionnaire responses are less than 100. N/A is shown where the base number of responses is less than 10 during the period. % is calculated as Quantity/Base number*100

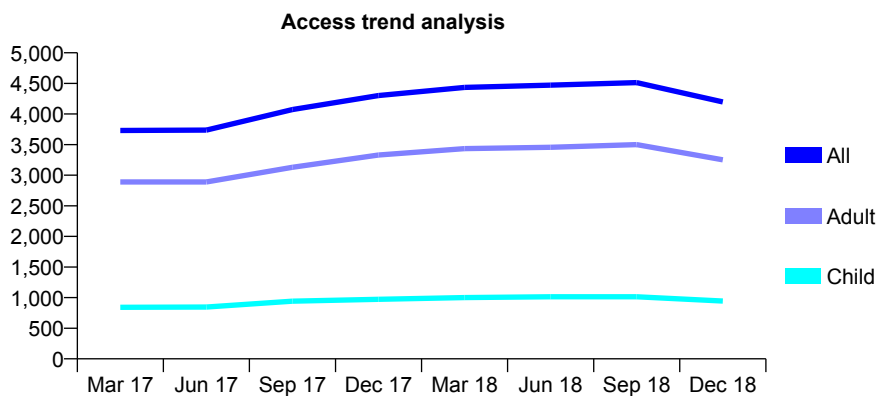
7A1 - Vital Signs At a Glance Contract Report for 101338/0146 - December 2018

Name or company name	Whitecross Dental Care Limited
Contract type name	GDS Contract
Purpose of contract	General
Contract start date	01/02/2013
Contract end date	31/12/2018

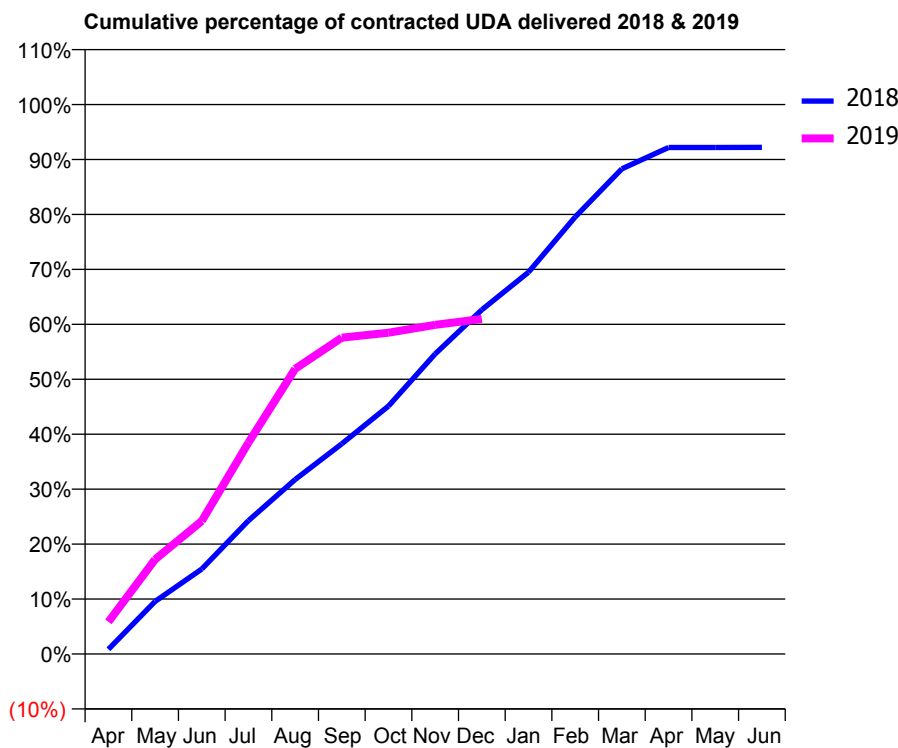
18/19 Contracted general activity (UDA)	11,250
Carry forward general activity (UDA)	0
18/19 Contracted orthodontic activity (UOA)	0
Carry forward orthodontic activity (UOA)	0
Baseline contract value	£290,825.01

ACCESS*

Patients seen in 24 months	Total	Change since previous quarter
Quarter ending December 2017	4,302	
Quarter ending March 2018	4,434	↑
Quarter ending June 2018	4,471	→
Quarter ending September 2018	4,513	→
Quarter ending December 2018	4,197	↓
Variance since December 2017	(2.4%)	↓



ACTIVITY



Month	Adjusted Scheduled Activity (UDA)	
	2018	2019
April	128	659
May	1,435	1,936
June	2,322	2,722
July	3,641	4,328
August	4,763	5,839
September	5,740	6,478
October	6,767	6,579
November	8,193	6,738
December	9,396	6,859
January	10,422	
February	11,931	
March	13,245	
April	13,828	
May	13,828	
June	13,829	

QUALITY

	Quantity	Base Number	Contract	LHB	Wales
% of FP17s for the same patient ID Re-attending within 3 months - Children	45	784	5.7%	7.8%	10.9%
% of FP17s for the same patient ID Re-attending within 3 months - Adults	273	2,625	10.4%	13.1%	15.6%
% of FP17s for the same patient ID Re-attending between 3 & 9 months - Children	424	784	54.1%	59.0%	59.6%
% of FP17s for the same patient ID Re-attending between 3 & 9 months - Adults	1,412	2,625	53.8%	54.2%	55.6%
% of FP17s for Band 1 Urgent Courses	288	3,170	9.1%	8.2%	8.9%
% of FP17s Relating to Free Repair or Replacements	17	3,170	0.5%	0.7%	0.7%
% of FP17s Relating to Continuations	37	3,170	1.2%	0.8%	0.7%
% of Patients satisfied with the dentistry they have received	8	9	N/A	92.9%	93.3%
% of Patients satisfied with the time they had to wait for an appointment	6	9	N/A	86.7%	88.0%

* This is based on patients treated on this contract for their most recent course of treatment. Figures in italics indicate the base number of FP17s or Patient Questionnaire responses are less than 100. N/A is shown where the base number of responses is less than 10 during the period. % is calculated as Quantity/Base number*100

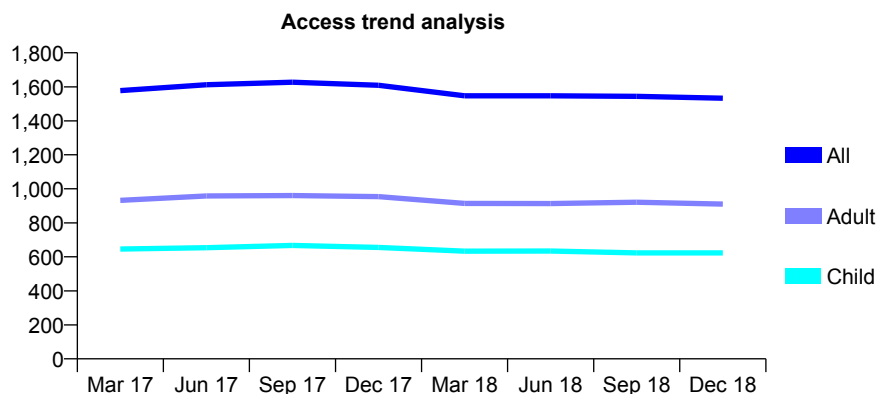
7A1 - Vital Signs At a Glance Contract Report for 102865/0001 - December 2018

Name or company name	C Hancock & DI Jones
Contract type name	GDS Contract
Purpose of contract	General
Contract start date	01/07/2013
Contract end date	

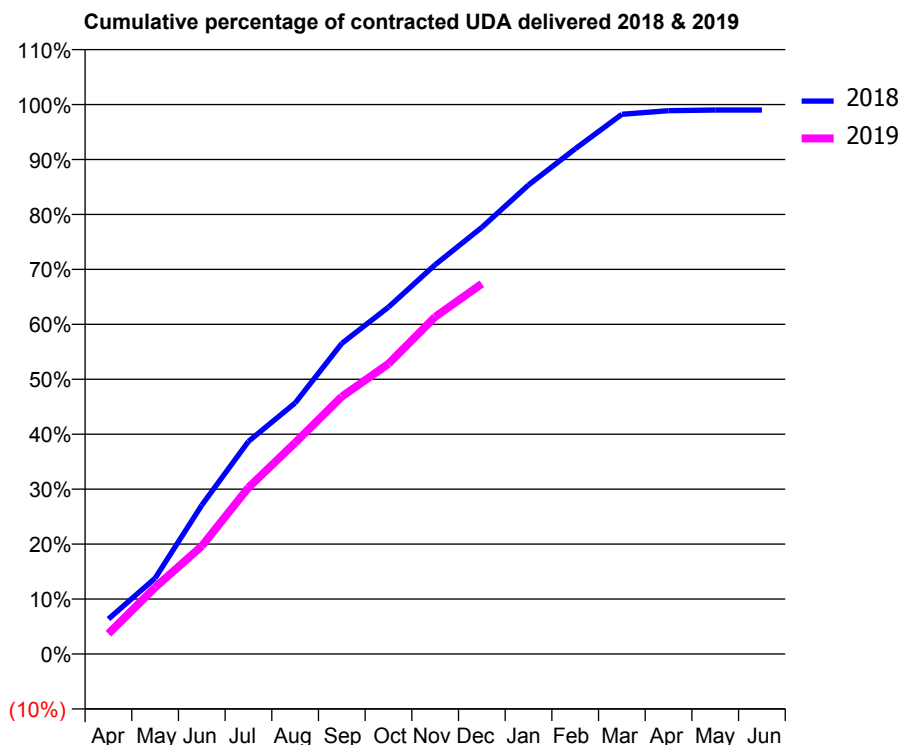
18/19 Contracted general activity (UDA)	3,350
Carry forward general activity (UDA)	34
18/19 Contracted orthodontic activity (UOA)	0
Carry forward orthodontic activity (UOA)	0
Baseline contract value	£82,053.24

ACCESS*

Patients seen in 24 months	Total	Change since previous quarter
Quarter ending December 2017	1,609	
Quarter ending March 2018	1,547	↓
Quarter ending June 2018	1,547	→
Quarter ending September 2018	1,544	→
Quarter ending December 2018	1,533	→
Variance since December 2017	(4.7%)	↓



ACTIVITY



Month	Adjusted Scheduled Activity (UDA)	
	2018	2019
April	213	124
May	462	406
June	908	658
July	1,296	1,015
August	1,530	1,288
September	1,894	1,569
October	2,115	1,770
November	2,373	2,055
December	2,601	2,257
January	2,860	
February	3,080	
March	3,290	
April	3,312	
May	3,316	
June	3,316	

QUALITY

	Quantity	Base Number	Contract	LHB	Wales
% of FP17s for the same patient ID Re-attending within 3 months - Children	32	734	4.4%	7.8%	10.9%
% of FP17s for the same patient ID Re-attending within 3 months - Adults	59	797	7.4%	13.1%	15.6%
% of FP17s for the same patient ID Re-attending between 3 & 9 months - Children	439	734	59.8%	59.0%	59.6%
% of FP17s for the same patient ID Re-attending between 3 & 9 months - Adults	302	797	37.9%	54.2%	55.6%
% of FP17s for Band 1 Urgent Courses	107	1,514	7.1%	8.2%	8.9%
% of FP17s Relating to Free Repair or Replacements	0	1,514	0.0%	0.7%	0.7%
% of FP17s Relating to Continuations	5	1,514	0.3%	0.8%	0.7%
% of Patients satisfied with the dentistry they have received	1	1	N/A	92.9%	93.3%
% of Patients satisfied with the time they had to wait for an appointment	1	1	N/A	86.7%	88.0%

* This is based on patients treated on this contract for their most recent course of treatment. Figures in italics indicate the base number of FP17s or Patient Questionnaire responses are less than 100. N/A is shown where the base number of responses is less than 10 during the period. % is calculated as Quantity/Base number*100

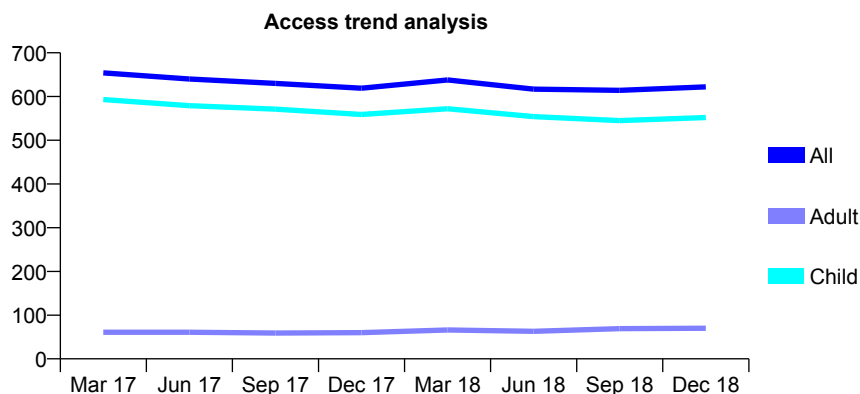
7A1 - Vital Signs At a Glance Contract Report for 107301/0001 - December 2018

Name or company name	Randell & Quail
Contract type name	GDS Contract
Purpose of contract	General
Contract start date	02/04/2006
Contract end date	

18/19 Contracted general activity (UDA)	1,399
Carry forward general activity (UDA)	0
18/19 Contracted orthodontic activity (UOA)	0
Carry forward orthodontic activity (UOA)	0
Baseline contract value	£32,966.59

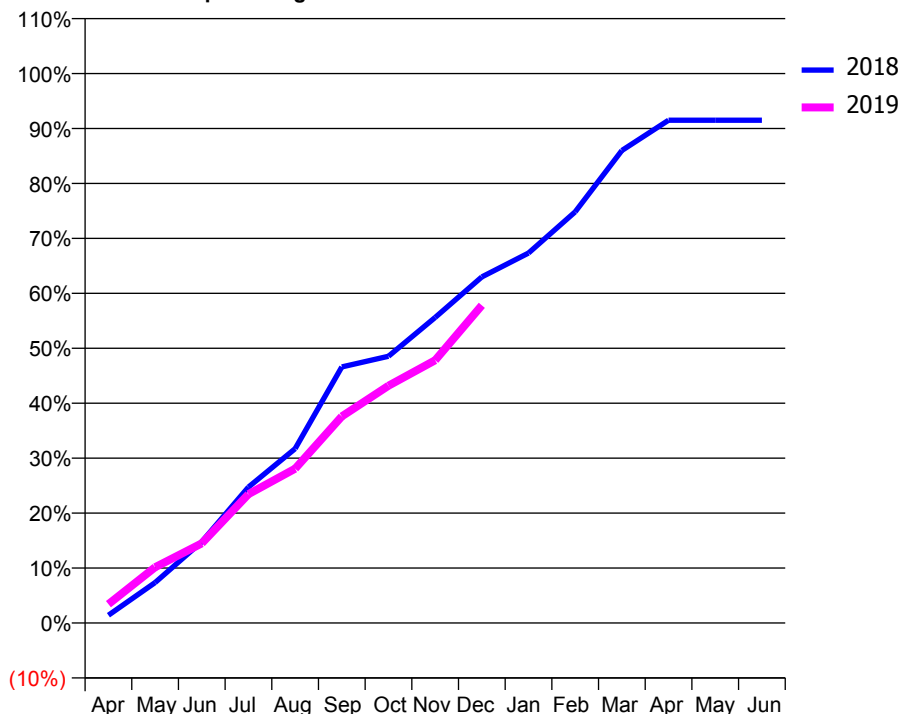
ACCESS*

Patients seen in 24 months	Total	Change since previous quarter
Quarter ending December 2017	619	
Quarter ending March 2018	638	↑
Quarter ending June 2018	617	↓
Quarter ending September 2018	614	→
Quarter ending December 2018	622	→
Variance since December 2017	0.5%	→



ACTIVITY

Cumulative percentage of contracted UDA delivered 2018 & 2019



Adjusted Scheduled Activity (UDA)

Month	2018	2019
April	20	48
May	103	142
June	207	203
July	346	328
August	444	393
September	652	526
October	679	604
November	778	669
December	881	809
January	942	
February	1,047	
March	1,203	
April	1,280	
May	1,280	
June	1,280	

QUALITY

	Quantity	Base Number	Contract	LHB	Wales
% of FP17s for the same patient ID Re-attending within 3 months - Children	74	631	11.7%	7.8%	10.9%
% of FP17s for the same patient ID Re-attending within 3 months - Adults	0	27	0.0%	13.1%	15.6%
% of FP17s for the same patient ID Re-attending between 3 & 9 months - Children	365	631	57.8%	59.0%	59.6%
% of FP17s for the same patient ID Re-attending between 3 & 9 months - Adults	20	27	74.1%	54.2%	55.6%
% of FP17s for Band 1 Urgent Courses	0	599	0.0%	8.2%	8.9%
% of FP17s Relating to Free Repair or Replacements	0	599	0.0%	0.7%	0.7%
% of FP17s Relating to Continuations	0	599	0.0%	0.8%	0.7%
% of Patients satisfied with the dentistry they have received	0	0	N/A	92.9%	93.3%
% of Patients satisfied with the time they had to wait for an appointment	0	0	N/A	86.7%	88.0%

* This is based on patients treated on this contract for their most recent course of treatment. Figures in italics indicate the base number of FP17s or Patient Questionnaire responses are less than 100. N/A is shown where the base number of responses is less than 10 during the period. % is calculated as Quantity/Base number*100

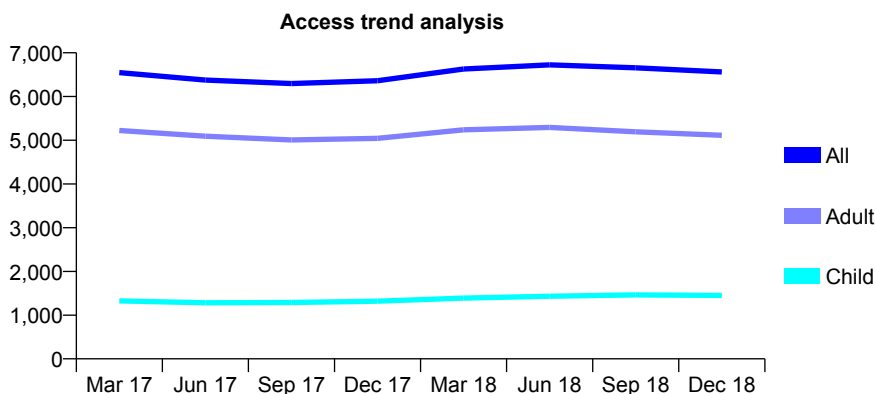
7A1 - Vital Signs At a Glance Contract Report for 112488/0002 - December 2018

Name or company name	Integrated Dental Holdings
Contract type name	GDS Contract
Purpose of contract	General
Contract start date	10/05/2007
Contract end date	

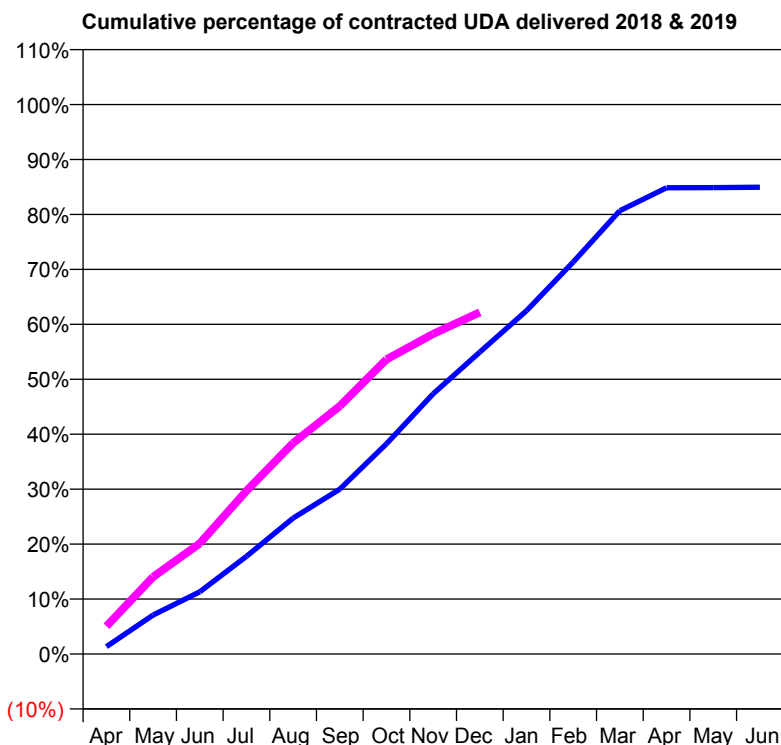
18/19 Contracted general activity (UDA)	20,250
Carry forward general activity (UDA)	0
18/19 Contracted orthodontic activity (UOA)	0
Carry forward orthodontic activity (UOA)	0
Baseline contract value	£484,572.21

ACCESS*

Patients seen in 24 months	Total	Change since previous quarter
Quarter ending December 2017	6,362	
Quarter ending March 2018	6,630	↑
Quarter ending June 2018	6,725	→
Quarter ending September 2018	6,656	↓
Quarter ending December 2018	6,562	↓
Variance since December 2017	3.1%	↑



ACTIVITY



Month	Adjusted Scheduled Activity (UDA)	
	2018	2019
April	272	1,024
May	1,437	2,845
June	2,290	4,074
July	3,602	6,010
August	5,009	7,777
September	6,074	9,138
October	7,747	10,860
November	9,589	11,796
December	11,127	12,592
January	12,653	
February	14,447	
March	16,339	
April	17,184	
May	17,188	
June	17,202	

QUALITY

	Quantity	Base Number	Contract	LHB	Wales
% of FP17s for the same patient ID Re-attending within 3 months - Children	61	1,509	4.0%	7.8%	10.9%
% of FP17s for the same patient ID Re-attending within 3 months - Adults	461	5,211	8.8%	13.1%	15.6%
% of FP17s for the same patient ID Re-attending between 3 & 9 months - Children	864	1,509	57.3%	59.0%	59.6%
% of FP17s for the same patient ID Re-attending between 3 & 9 months - Adults	2,989	5,211	57.4%	54.2%	55.6%
% of FP17s for Band 1 Urgent Courses	301	6,325	4.8%	8.2%	8.9%
% of FP17s Relating to Free Repair or Replacements	35	6,325	0.6%	0.7%	0.7%
% of FP17s Relating to Continuations	86	6,325	1.4%	0.8%	0.7%
% of Patients satisfied with the dentistry they have received	10	10	100.0%	92.9%	93.3%
% of Patients satisfied with the time they had to wait for an appointment	8	10	80.0%	86.7%	88.0%

* This is based on patients treated on this contract for their most recent course of treatment. Figures in italics indicate the base number of FP17s or Patient Questionnaire responses are less than 100. N/A is shown where the base number of responses is less than 10 during the period. % is calculated as Quantity/Base number*100

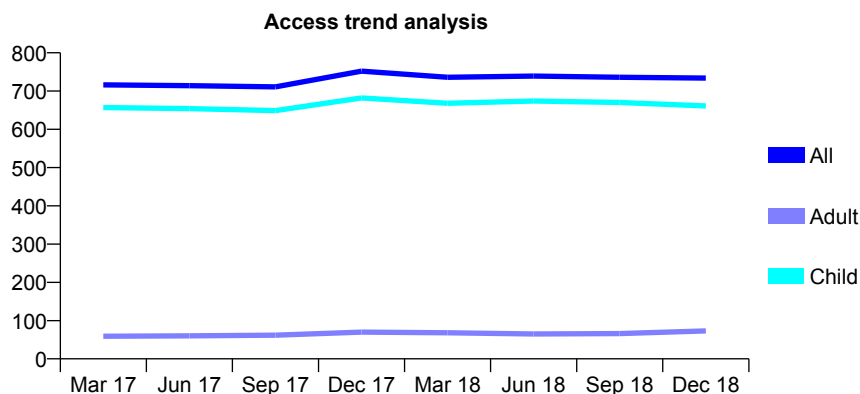
7A1 - Vital Signs At a Glance Contract Report for 114219/0001 - December 2018

Name or company name	Mr J Brandon
Contract type name	GDS Contract
Purpose of contract	General
Contract start date	18/01/2013
Contract end date	

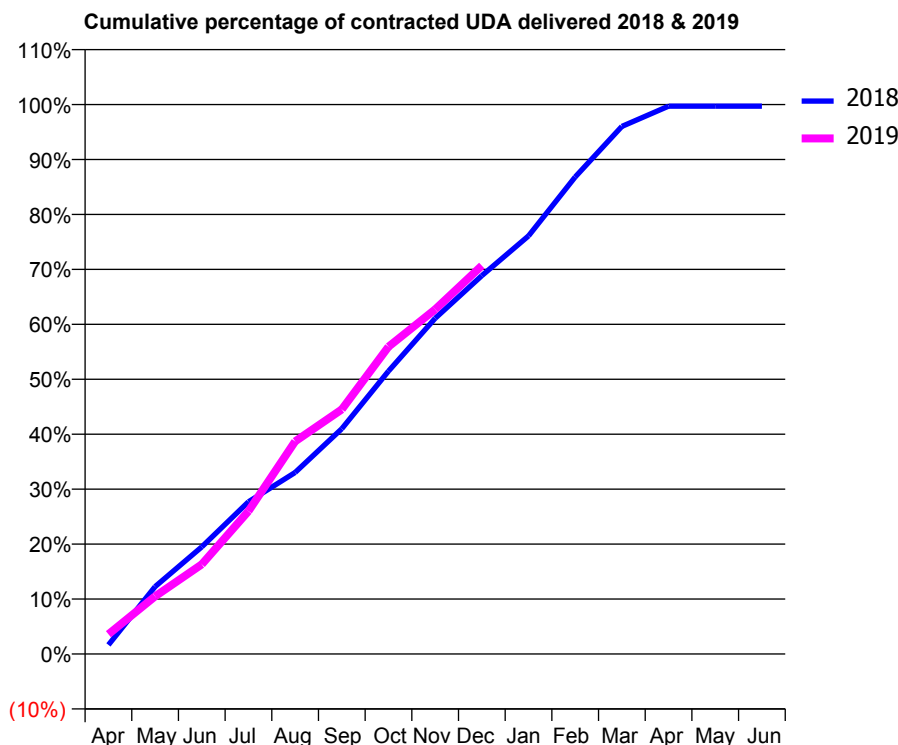
18/19 Contracted general activity (UDA)	1,220
Carry forward general activity (UDA)	8
18/19 Contracted orthodontic activity (UOA)	0
Carry forward orthodontic activity (UOA)	0
Baseline contract value	£29,525.57

ACCESS*

Patients seen in 24 months	Total	Change since previous quarter
Quarter ending December 2017	752	
Quarter ending March 2018	736	↓
Quarter ending June 2018	739	→
Quarter ending September 2018	736	→
Quarter ending December 2018	734	→
Variance since December 2017	(2.4%)	↓



ACTIVITY



Month	Adjusted Scheduled Activity (UDA)	
	2018	2019
April	20	44
May	150	128
June	238	199
July	338	317
August	403	472
September	500	543
October	628	682
November	745	765
December	840	862
January	928	
February	1,059	
March	1,171	
April	1,216	
May	1,216	
June	1,216	

QUALITY

	Quantity	Base Number	Contract	LHB	Wales
% of FP17s for the same patient ID Re-attending within 3 months - Children	59	683	8.6%	7.8%	10.9%
% of FP17s for the same patient ID Re-attending within 3 months - Adults	0	0	N/A	13.1%	15.6%
% of FP17s for the same patient ID Re-attending between 3 & 9 months - Children	371	683	54.3%	59.0%	59.6%
% of FP17s for the same patient ID Re-attending between 3 & 9 months - Adults	0	0	N/A	54.2%	55.6%
% of FP17s for Band 1 Urgent Courses	1	650	0.2%	8.2%	8.9%
% of FP17s Relating to Free Repair or Replacements	0	650	0.0%	0.7%	0.7%
% of FP17s Relating to Continuations	20	650	3.1%	0.8%	0.7%
% of Patients satisfied with the dentistry they have received	0	0	N/A	92.9%	93.3%
% of Patients satisfied with the time they had to wait for an appointment	0	0	N/A	86.7%	88.0%

* This is based on patients treated on this contract for their most recent course of treatment. Figures in italics indicate the base number of FP17s or Patient Questionnaire responses are less than 100. N/A is shown where the base number of responses is less than 10 during the period. % is calculated as Quantity/Base number*100

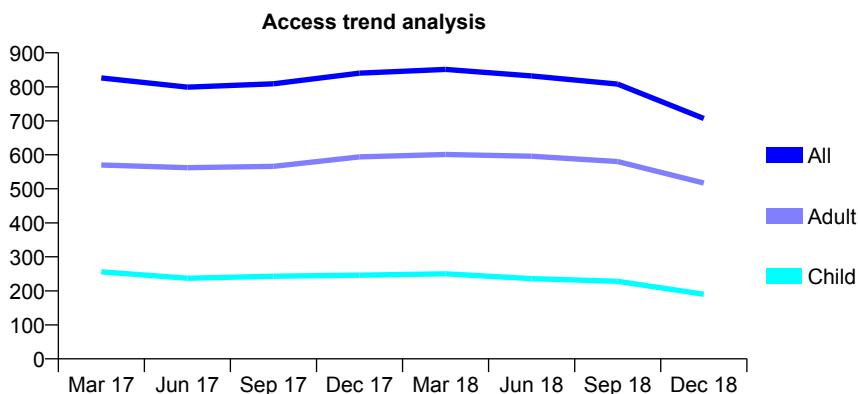
7A1 - Vital Signs At a Glance Contract Report for 114626/0001 - December 2018

Name or company name	The Fern Avenue Limited Partnership
Contract type name	GDS Contract
Purpose of contract	General
Contract start date	01/08/2014
Contract end date	31/10/2018

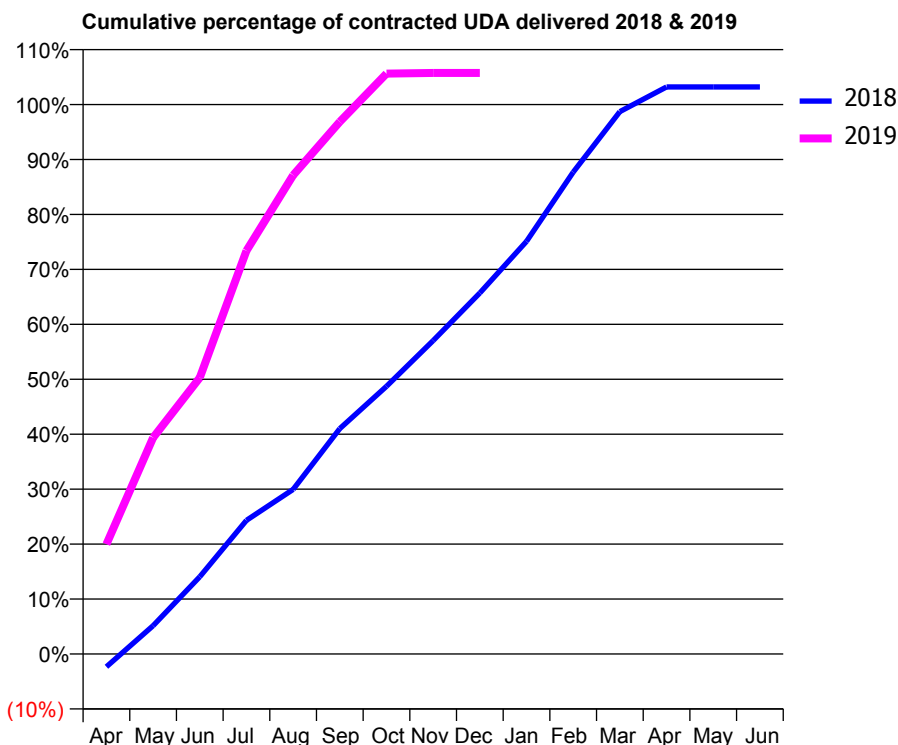
18/19 Contracted general activity (UDA)	817
Carry forward general activity (UDA)	-61
18/19 Contracted orthodontic activity (UOA)	0
Carry forward orthodontic activity (UOA)	0
Baseline contract value	£20,799.74

ACCESS*

Patients seen in 24 months	Total	Change since previous quarter
Quarter ending December 2017	840	
Quarter ending March 2018	851	→
Quarter ending June 2018	832	↓
Quarter ending September 2018	808	↓
Quarter ending December 2018	707	↓
Variance since December 2017	(15.8%)	↓



ACTIVITY



Month	Adjusted Scheduled Activity (UDA)	
	2018	2019
April	-45	163
May	98	322
June	267	411
July	462	600
August	569	712
September	780	791
October	926	863
November	1,084	864
December	1,248	864
January	1,427	
February	1,666	
March	1,875	
April	1,961	
May	1,961	
June	1,961	

QUALITY

	Quantity	Base Number	Contract	LHB	Wales
% of FP17s for the same patient ID Re-attending within 3 months - Children	5	146	3.4%	7.8%	10.9%
% of FP17s for the same patient ID Re-attending within 3 months - Adults	44	402	10.9%	13.1%	15.6%
% of FP17s for the same patient ID Re-attending between 3 & 9 months - Children	63	146	43.2%	59.0%	59.6%
% of FP17s for the same patient ID Re-attending between 3 & 9 months - Adults	201	402	50.0%	54.2%	55.6%
% of FP17s for Band 1 Urgent Courses	35	503	7.0%	8.2%	8.9%
% of FP17s Relating to Free Repair or Replacements	0	503	0.0%	0.7%	0.7%
% of FP17s Relating to Continuations	5	503	1.0%	0.8%	0.7%
% of Patients satisfied with the dentistry they have received	0	0	N/A	92.9%	93.3%
% of Patients satisfied with the time they had to wait for an appointment	0	0	N/A	86.7%	88.0%

* This is based on patients treated on this contract for their most recent course of treatment. Figures in italics indicate the base number of FP17s or Patient Questionnaire responses are less than 100. N/A is shown where the base number of responses is less than 10 during the period. % is calculated as Quantity/Base number*100

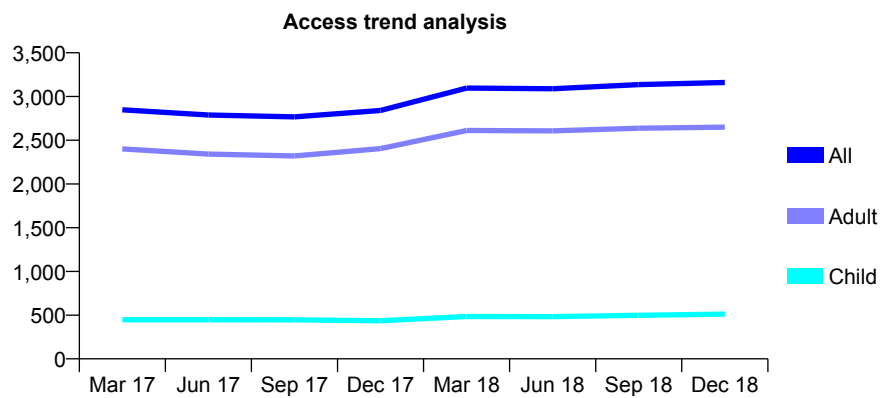
7A1 - Vital Signs At a Glance Contract Report for 123595/0001 - December 2018

Name or company name	Dr M Ramzan
Contract type name	GDS Contract
Purpose of contract	General
Contract start date	01/04/2008
Contract end date	

18/19 Contracted general activity (UDA)	9,500
Carry forward general activity (UDA)	242
18/19 Contracted orthodontic activity (UOA)	0
Carry forward orthodontic activity (UOA)	0
Baseline contract value	£289,342.29

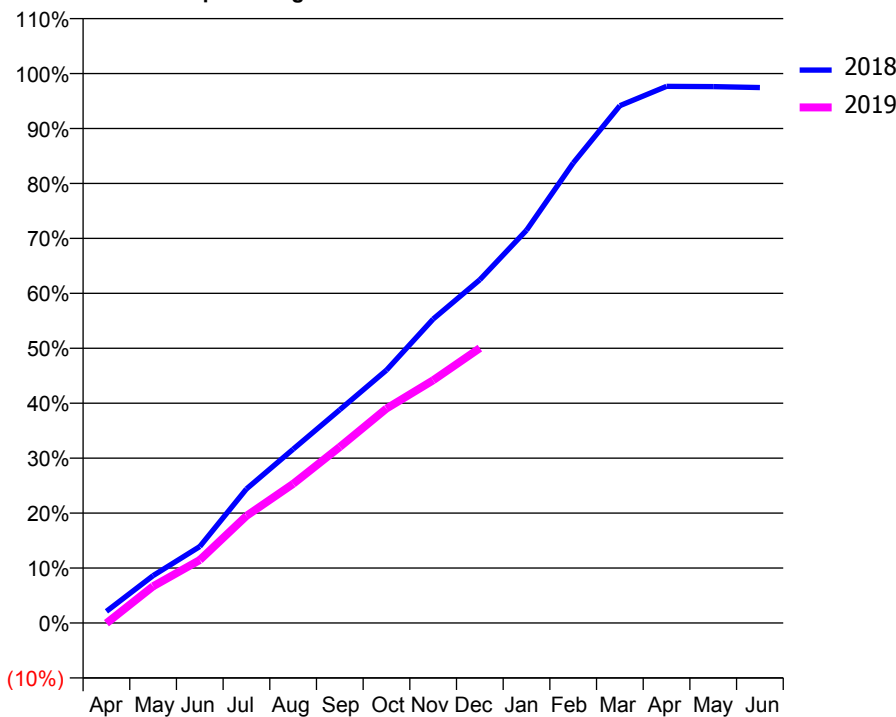
ACCESS*

Patients seen in 24 months	Total	Change since previous quarter
Quarter ending December 2017	2,840	
Quarter ending March 2018	3,096	↑
Quarter ending June 2018	3,089	→
Quarter ending September 2018	3,136	→
Quarter ending December 2018	3,161	→
Variance since December 2017	11.3%	↑



ACTIVITY

Cumulative percentage of contracted UDA delivered 2018 & 2019



Month	Adjusted Scheduled Activity (UDA)	
	2018	2019
April	202	-6
May	821	636
June	1,323	1,089
July	2,318	1,852
August	3,006	2,406
September	3,687	3,044
October	4,373	3,709
November	5,255	4,196
December	5,935	4,754
January	6,791	
February	7,952	
March	8,943	
April	9,279	
May	9,273	
June	9,258	

QUALITY

	Quantity	Base Number	Contract	LHB	Wales
% of FP17s for the same patient ID Re-attending within 3 months - Children	3	412	0.7%	7.8%	10.9%
% of FP17s for the same patient ID Re-attending within 3 months - Adults	63	2,160	2.9%	13.1%	15.6%
% of FP17s for the same patient ID Re-attending between 3 & 9 months - Children	261	412	63.3%	59.0%	59.6%
% of FP17s for the same patient ID Re-attending between 3 & 9 months - Adults	1,091	2,160	50.5%	54.2%	55.6%
% of FP17s for Band 1 Urgent Courses	18	2,457	0.7%	8.2%	8.9%
% of FP17s Relating to Free Repair or Replacements	4	2,457	0.2%	0.7%	0.7%
% of FP17s Relating to Continuations	0	2,457	0.0%	0.8%	0.7%
% of Patients satisfied with the dentistry they have received	22	26	84.6%	92.9%	93.3%
% of Patients satisfied with the time they had to wait for an appointment	21	26	80.8%	86.7%	88.0%

* This is based on patients treated on this contract for their most recent course of treatment. Figures in italics indicate the base number of FP17s or Patient Questionnaire responses are less than 100. N/A is shown where the base number of responses is less than 10 during the period. % is calculated as Quantity/Base number*100

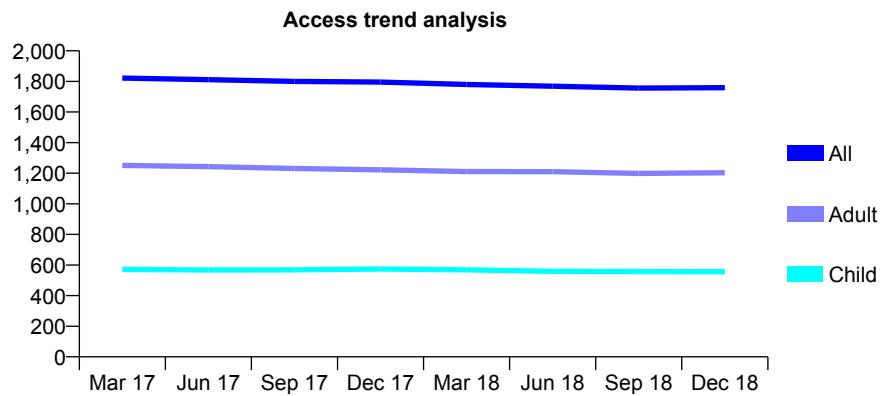
7A1 - Vital Signs At a Glance Contract Report for 127701/0001 - December 2018

Name or company name	Mr Iolo Jones & Associates
Contract type name	GDS Contract
Purpose of contract	General
Contract start date	01/01/2012
Contract end date	

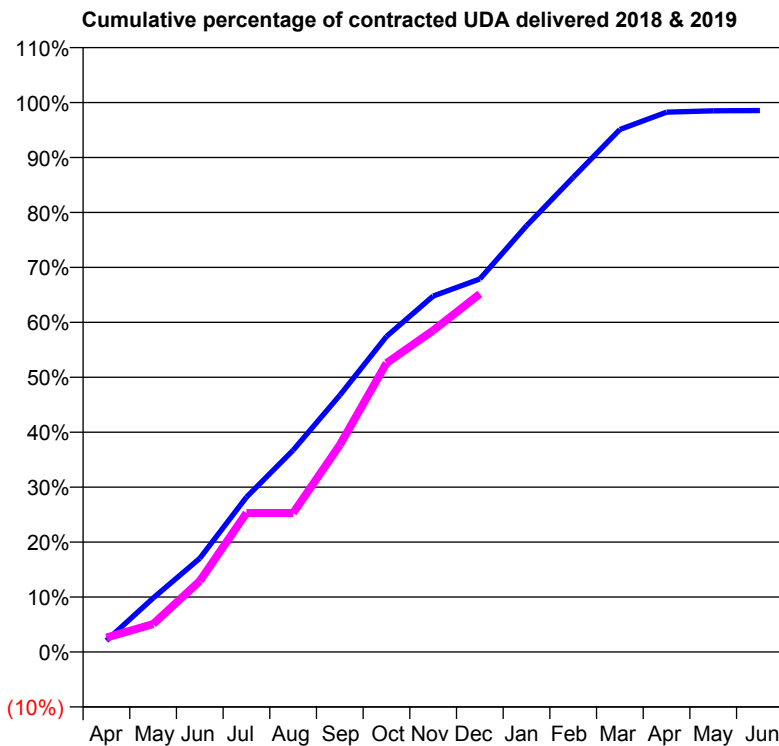
18/19 Contracted general activity (UDA)	4,571
Carry forward general activity (UDA)	0
18/19 Contracted orthodontic activity (UOA)	0
Carry forward orthodontic activity (UOA)	0
Baseline contract value	£113,138.63

ACCESS*

Patients seen in 24 months	Total	Change since previous quarter
Quarter ending December 2017	1,796	
Quarter ending March 2018	1,780	→
Quarter ending June 2018	1,769	→
Quarter ending September 2018	1,756	→
Quarter ending December 2018	1,759	→
Variance since December 2017	(2.1%)	↓



ACTIVITY



Month	Adjusted Scheduled Activity (UDA)	
	2018	2019
April	111	120
May	527	232
June	915	591
July	1,514	1,156
August	1,973	1,156
September	2,509	1,722
October	3,085	2,403
November	3,480	2,675
December	3,646	2,979
January	4,166	
February	4,640	
March	5,108	
April	5,277	
May	5,290	
June	5,293	

QUALITY

	Quantity	Base Number	Contract	LHB	Wales
% of FP17s for the same patient ID Re-attending within 3 months - Children	46	657	7.0%	7.8%	10.9%
% of FP17s for the same patient ID Re-attending within 3 months - Adults	170	1,419	12.0%	13.1%	15.6%
% of FP17s for the same patient ID Re-attending between 3 & 9 months - Children	417	657	63.5%	59.0%	59.6%
% of FP17s for the same patient ID Re-attending between 3 & 9 months - Adults	882	1,419	62.2%	54.2%	55.6%
% of FP17s for Band 1 Urgent Courses	173	1,951	8.9%	8.2%	8.9%
% of FP17s Relating to Free Repair or Replacements	7	1,951	0.4%	0.7%	0.7%
% of FP17s Relating to Continuations	8	1,951	0.4%	0.8%	0.7%
% of Patients satisfied with the dentistry they have received	6	6	N/A	92.9%	93.3%
% of Patients satisfied with the time they had to wait for an appointment	6	6	N/A	86.7%	88.0%

* This is based on patients treated on this contract for their most recent course of treatment. Figures in italics indicate the base number of FP17s or Patient Questionnaire responses are less than 100. N/A is shown where the base number of responses is less than 10 during the period. % is calculated as Quantity/Base number*100

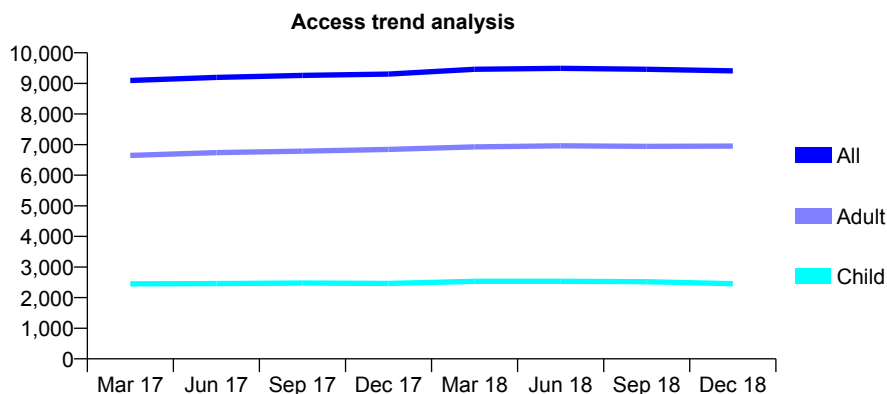
7A1 - Vital Signs At a Glance Contract Report for 130206/0002 - December 2018

Name or company name	Dant Y Coed Dental Practice Ltd
Contract type name	Pilot Contract
Purpose of contract	General
Contract start date	01/08/2013
Contract end date	

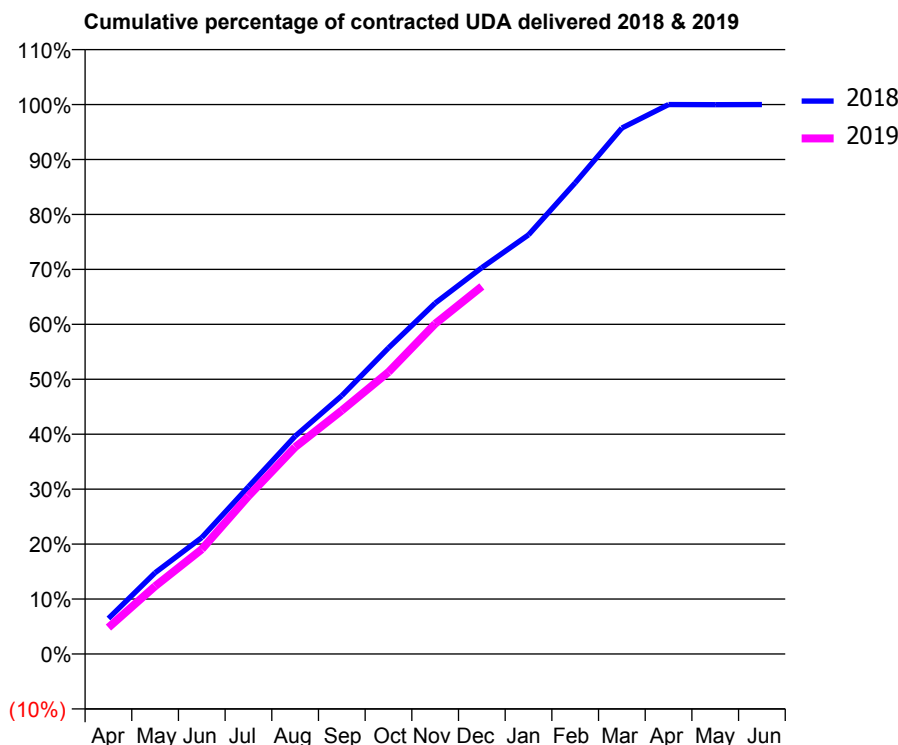
18/19 Contracted general activity (UDA)	30,135
Carry forward general activity (UDA)	4
18/19 Contracted orthodontic activity (UOA)	0
Carry forward orthodontic activity (UOA)	0
Baseline contract value	£719,590.67

ACCESS*

Patients seen in 24 months	Total	Change since previous quarter
Quarter ending December 2017	9,304	
Quarter ending March 2018	9,463	→
Quarter ending June 2018	9,492	→
Quarter ending September 2018	9,462	→
Quarter ending December 2018	9,410	→
Variance since December 2017	1.1%	→



ACTIVITY



Month	Adjusted Scheduled Activity (UDA)	
	2018	2019
April	1,915	1,449
May	4,382	3,717
June	6,283	5,745
July	9,022	8,661
August	11,752	11,348
September	13,936	13,354
October	16,513	15,466
November	18,929	18,107
December	20,839	20,158
January	22,608	
February	25,416	
March	28,374	
April	29,637	
May	29,632	
June	29,637	

QUALITY

	Quantity	Base Number	Contract	LHB	Wales
% of FP17s for the same patient ID Re-attending within 3 months - Children	302	3,142	9.6%	7.8%	10.9%
% of FP17s for the same patient ID Re-attending within 3 months - Adults	1,468	8,290	17.7%	13.1%	15.6%
% of FP17s for the same patient ID Re-attending between 3 & 9 months - Children	2,185	3,142	69.5%	59.0%	59.6%
% of FP17s for the same patient ID Re-attending between 3 & 9 months - Adults	5,002	8,290	60.3%	54.2%	55.6%
% of FP17s for Band 1 Urgent Courses	707	10,755	6.6%	8.2%	8.9%
% of FP17s Relating to Free Repair or Replacements	179	10,755	1.7%	0.7%	0.7%
% of FP17s Relating to Continuations	27	10,755	0.3%	0.8%	0.7%
% of Patients satisfied with the dentistry they have received	10	10	100.0%	92.9%	93.3%
% of Patients satisfied with the time they had to wait for an appointment	10	10	100.0%	86.7%	88.0%

* This is based on patients treated on this contract for their most recent course of treatment. Figures in italics indicate the base number of FP17s or Patient Questionnaire responses are less than 100. N/A is shown where the base number of responses is less than 10 during the period. % is calculated as Quantity/Base number*100

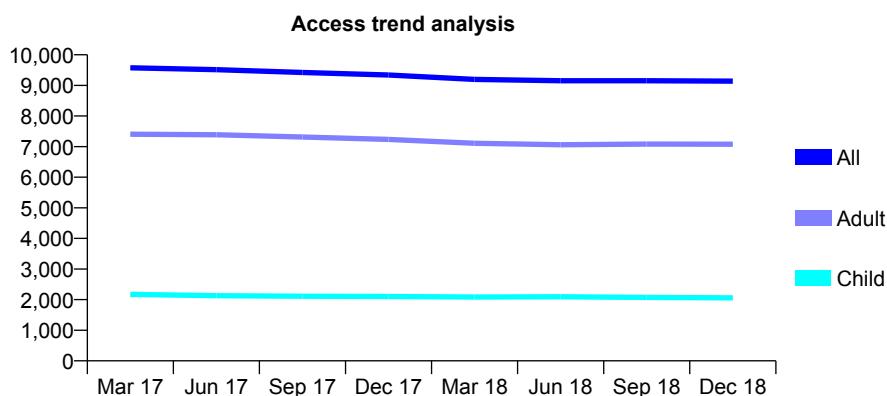
7A1 - Vital Signs At a Glance Contract Report for 133825/0001 - December 2018

Name or company name	Queensferry Dental Surgery Limited
Contract type name	GDS Contract
Purpose of contract	General
Contract start date	01/10/2007
Contract end date	

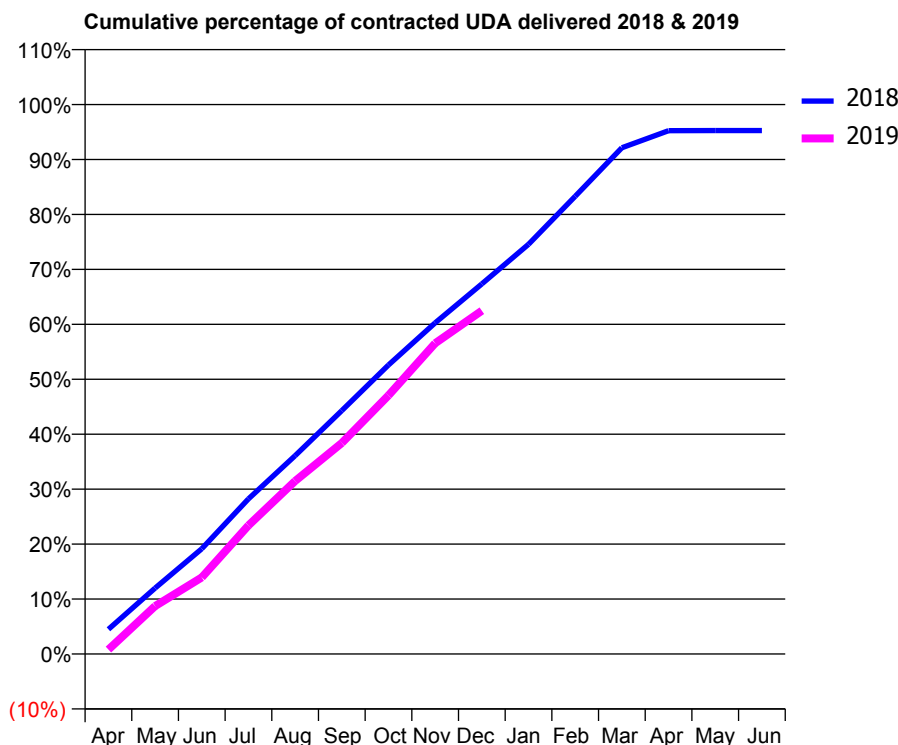
18/19 Contracted general activity (UDA)	28,772
Carry forward general activity (UDA)	1,246
18/19 Contracted orthodontic activity (UOA)	0
Carry forward orthodontic activity (UOA)	0
Baseline contract value	£986,201.92

ACCESS*

Patients seen in 24 months	Total	Change since previous quarter
Quarter ending December 2017	9,338	
Quarter ending March 2018	9,195	↓
Quarter ending June 2018	9,154	→
Quarter ending September 2018	9,153	→
Quarter ending December 2018	9,138	→
Variance since December 2017	(2.1%)	↓



ACTIVITY



Month	Adjusted Scheduled Activity (UDA)	
	2018	2019
April	1,293	231
May	3,455	2,509
June	5,516	4,010
July	8,123	6,734
August	10,385	9,057
September	12,746	11,048
October	15,130	13,543
November	17,338	16,275
December	19,379	17,979
January	21,451	
February	23,963	
March	26,508	
April	27,403	
May	27,406	
June	27,406	

QUALITY

	Quantity	Base Number	Contract	LHB	Wales
% of FP17s for the same patient ID Re-attending within 3 months - Children	137	2,094	6.5%	7.8%	10.9%
% of FP17s for the same patient ID Re-attending within 3 months - Adults	994	7,386	13.5%	13.1%	15.6%
% of FP17s for the same patient ID Re-attending between 3 & 9 months - Children	966	2,094	46.1%	59.0%	59.6%
% of FP17s for the same patient ID Re-attending between 3 & 9 months - Adults	3,768	7,386	51.0%	54.2%	55.6%
% of FP17s for Band 1 Urgent Courses	743	9,044	8.2%	8.2%	8.9%
% of FP17s Relating to Free Repair or Replacements	37	9,044	0.4%	0.7%	0.7%
% of FP17s Relating to Continuations	98	9,044	1.1%	0.8%	0.7%
% of Patients satisfied with the dentistry they have received	13	14	92.9%	92.9%	93.3%
% of Patients satisfied with the time they had to wait for an appointment	12	14	85.7%	86.7%	88.0%

* This is based on patients treated on this contract for their most recent course of treatment. Figures in italics indicate the base number of FP17s or Patient Questionnaire responses are less than 100. N/A is shown where the base number of responses is less than 10 during the period. % is calculated as Quantity/Base number*100

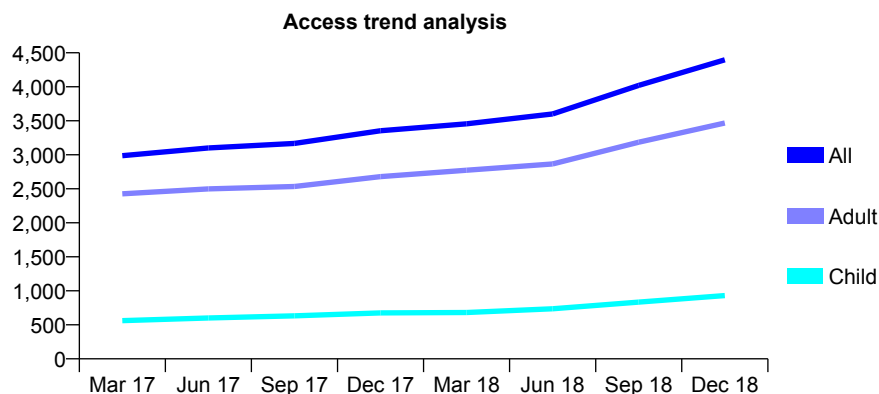
7A1 - Vital Signs At a Glance Contract Report for 134147/0002 - December 2018

Name or company name	L Bester
Contract type name	Pilot Contract
Purpose of contract	General
Contract start date	01/12/2009
Contract end date	

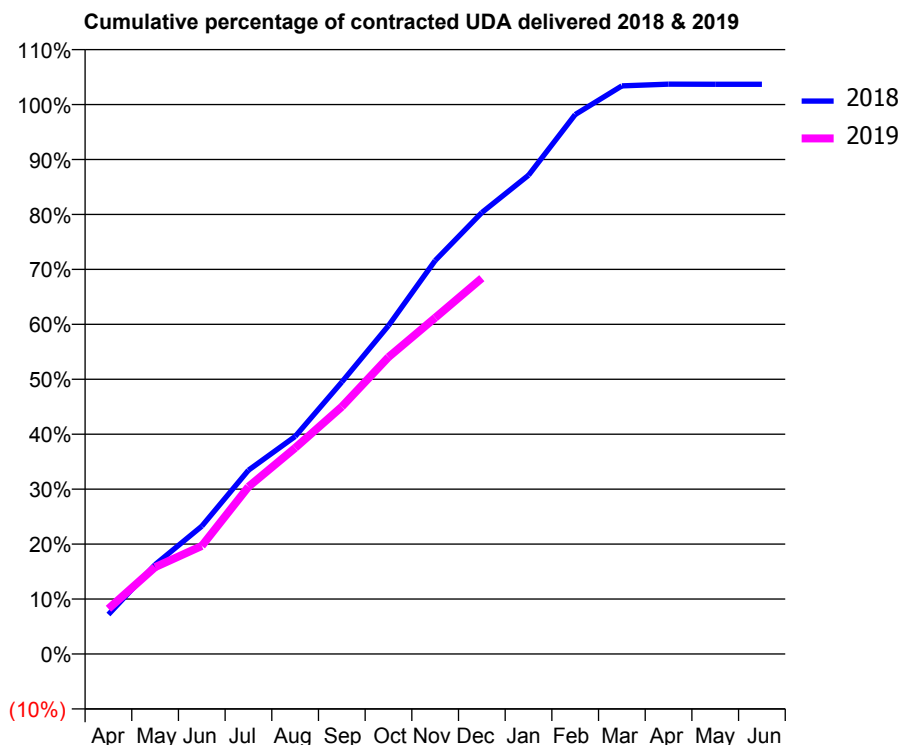
18/19 Contracted general activity (UDA)	17,172
Carry forward general activity (UDA)	-447
18/19 Contracted orthodontic activity (UOA)	0
Carry forward orthodontic activity (UOA)	0
Baseline contract value	£427,873.22

ACCESS*

Patients seen in 24 months	Total	Change since previous quarter
Quarter ending December 2017	3,354	
Quarter ending March 2018	3,455	↑
Quarter ending June 2018	3,601	↑
Quarter ending September 2018	4,020	↑
Quarter ending December 2018	4,398	↑
Variance since December 2017	31.1%	↑



ACTIVITY



Month	Adjusted Scheduled Activity (UDA)	
	2018	2019
April	874	1,414
May	1,977	2,717
June	2,827	3,378
July	4,068	5,227
August	4,816	6,442
September	6,020	7,729
October	7,267	9,276
November	8,706	10,506
December	9,771	11,745
January	10,596	
February	11,939	
March	12,573	
April	12,611	
May	12,608	
June	12,608	

QUALITY

	Quantity	Base Number	Contract	LHB	Wales
% of FP17s for the same patient ID Re-attending within 3 months - Children	47	1,006	4.7%	7.8%	10.9%
% of FP17s for the same patient ID Re-attending within 3 months - Adults	240	3,615	6.6%	13.1%	15.6%
% of FP17s for the same patient ID Re-attending between 3 & 9 months - Children	445	1,006	44.2%	59.0%	59.6%
% of FP17s for the same patient ID Re-attending between 3 & 9 months - Adults	1,541	3,615	42.6%	54.2%	55.6%
% of FP17s for Band 1 Urgent Courses	194	4,595	4.2%	8.2%	8.9%
% of FP17s Relating to Free Repair or Replacements	13	4,595	0.3%	0.7%	0.7%
% of FP17s Relating to Continuations	40	4,595	0.9%	0.8%	0.7%
% of Patients satisfied with the dentistry they have received	7	7	N/A	92.9%	93.3%
% of Patients satisfied with the time they had to wait for an appointment	7	7	N/A	86.7%	88.0%

* This is based on patients treated on this contract for their most recent course of treatment. Figures in italics indicate the base number of FP17s or Patient Questionnaire responses are less than 100. N/A is shown where the base number of responses is less than 10 during the period. % is calculated as Quantity/Base number*100

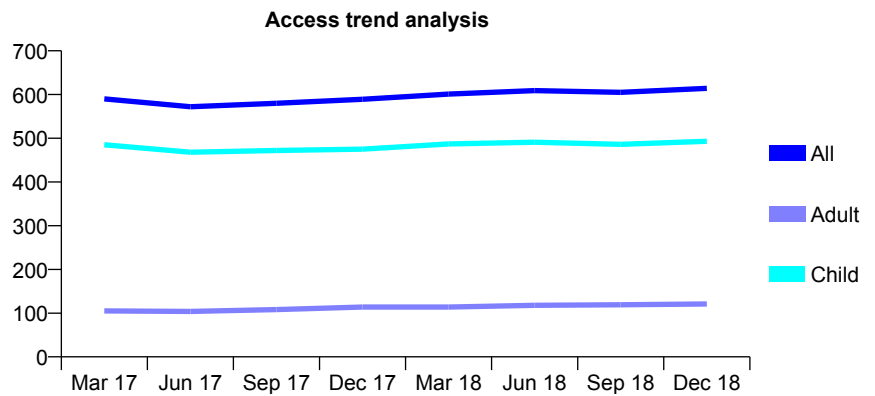
7A1 - Vital Signs At a Glance Contract Report for 137413/0001 - December 2018

Name or company name	Mr B R Dean
Contract type name	GDS Contract
Purpose of contract	General
Contract start date	27/05/2014
Contract end date	

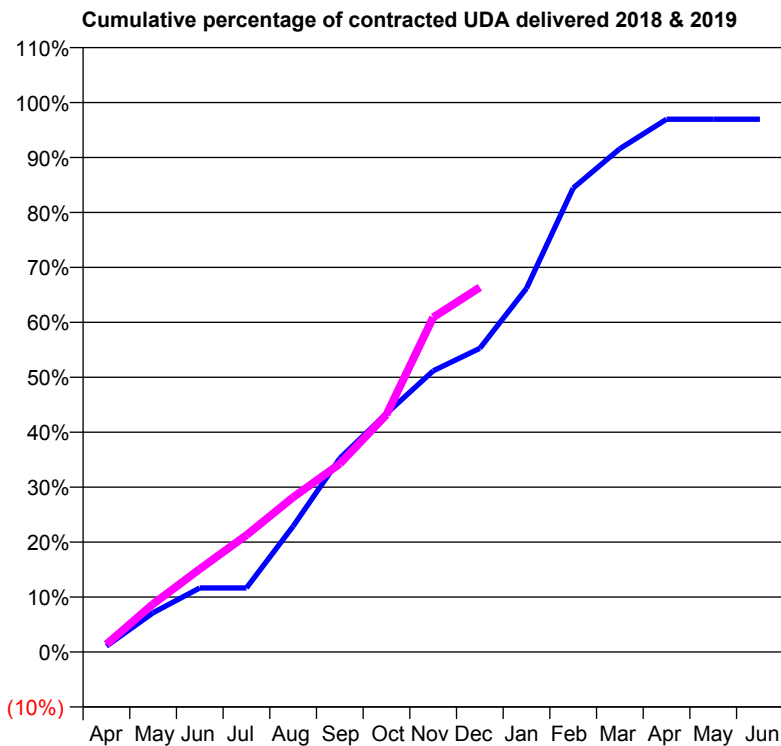
18/19 Contracted general activity (UDA)	1,404
Carry forward general activity (UDA)	43
18/19 Contracted orthodontic activity (UOA)	0
Carry forward orthodontic activity (UOA)	0
Baseline contract value	£34,769.07

ACCESS*

Patients seen in 24 months	Total	Change since previous quarter
Quarter ending December 2017	589	
Quarter ending March 2018	601	↑
Quarter ending June 2018	609	→
Quarter ending September 2018	605	→
Quarter ending December 2018	614	→
Variance since December 2017	4.2%	↑



ACTIVITY



Month	Adjusted Scheduled Activity (UDA)	
	2018	2019
April	15	20
May	100	123
June	164	212
July	164	299
August	321	395
September	495	481
October	609	607
November	718	855
December	776	932
January	929	
February	1,186	
March	1,286	
April	1,361	
May	1,361	
June	1,361	

QUALITY

	Quantity	Base Number	Contract	LHB	Wales
% of FP17s for the same patient ID Re-attending within 3 months - Children	58	630	9.2%	7.8%	10.9%
% of FP17s for the same patient ID Re-attending within 3 months - Adults	6	83	7.2%	13.1%	15.6%
% of FP17s for the same patient ID Re-attending between 3 & 9 months - Children	406	630	64.4%	59.0%	59.6%
% of FP17s for the same patient ID Re-attending between 3 & 9 months - Adults	48	83	57.8%	54.2%	55.6%
% of FP17s for Band 1 Urgent Courses	33	651	5.1%	8.2%	8.9%
% of FP17s Relating to Free Repair or Replacements	0	651	0.0%	0.7%	0.7%
% of FP17s Relating to Continuations	0	651	0.0%	0.8%	0.7%
% of Patients satisfied with the dentistry they have received	1	1	N/A	92.9%	93.3%
% of Patients satisfied with the time they had to wait for an appointment	1	1	N/A	86.7%	88.0%

* This is based on patients treated on this contract for their most recent course of treatment. Figures in italics indicate the base number of FP17s or Patient Questionnaire responses are less than 100. N/A is shown where the base number of responses is less than 10 during the period. % is calculated as Quantity/Base number*100

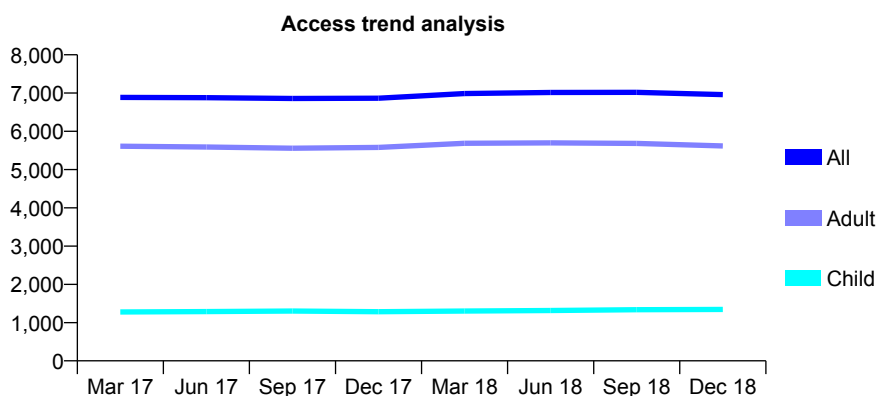
7A1 - Vital Signs At a Glance Contract Report for 140481/0001 - December 2018

Name or company name	The Hollies Dental Practice Partnership
Contract type name	GDS Contract
Purpose of contract	General
Contract start date	01/04/2011
Contract end date	

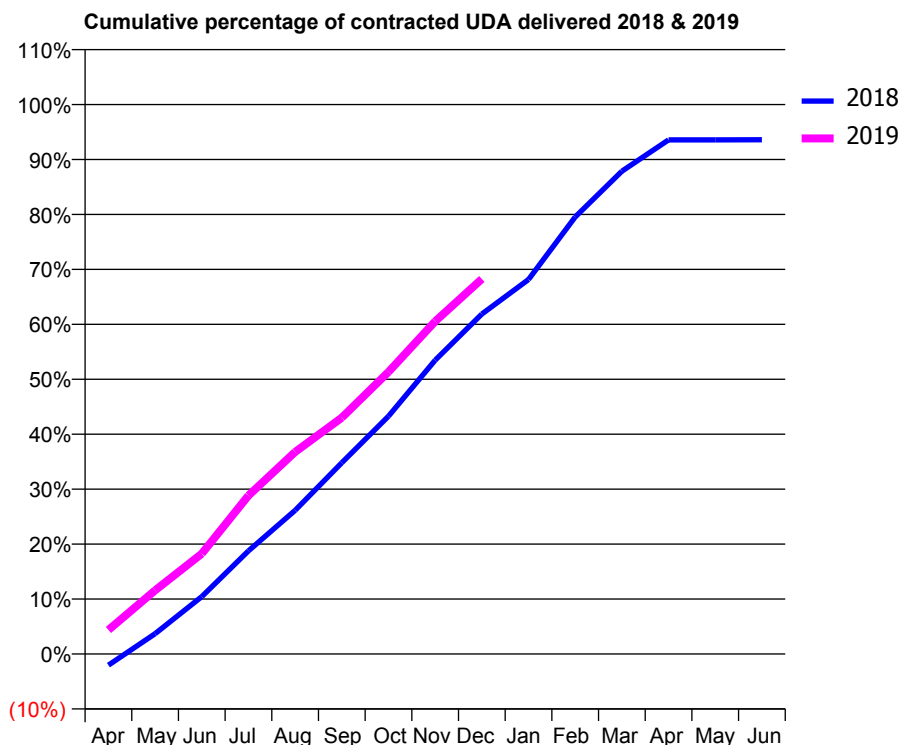
18/19 Contracted general activity (UDA)	21,936
Carry forward general activity (UDA)	0
18/19 Contracted orthodontic activity (UOA)	0
Carry forward orthodontic activity (UOA)	0
Baseline contract value	£620,693.72

ACCESS*

Patients seen in 24 months	Total	Change since previous quarter
Quarter ending December 2017	6,864	
Quarter ending March 2018	6,987	→
Quarter ending June 2018	7,016	→
Quarter ending September 2018	7,020	→
Quarter ending December 2018	6,960	→
Variance since December 2017	1.4%	→



ACTIVITY



Month	Adjusted Scheduled Activity (UDA)	
	2018	2019
April	-450	962
May	814	2,544
June	2,294	4,003
July	4,118	6,326
August	5,736	8,070
September	7,637	9,436
October	9,493	11,263
November	11,728	13,279
December	13,571	14,969
January	14,949	
February	17,446	
March	19,273	
April	20,523	
May	20,523	
June	20,527	

QUALITY

	Quantity	Base Number	Contract	LHB	Wales
% of FP17s for the same patient ID Re-attending within 3 months - Children	86	1,644	5.2%	7.8%	10.9%
% of FP17s for the same patient ID Re-attending within 3 months - Adults	720	6,472	11.1%	13.1%	15.6%
% of FP17s for the same patient ID Re-attending between 3 & 9 months - Children	1,047	1,644	63.7%	59.0%	59.6%
% of FP17s for the same patient ID Re-attending between 3 & 9 months - Adults	4,290	6,472	66.3%	54.2%	55.6%
% of FP17s for Band 1 Urgent Courses	296	7,561	3.9%	8.2%	8.9%
% of FP17s Relating to Free Repair or Replacements	70	7,561	0.9%	0.7%	0.7%
% of FP17s Relating to Continuations	21	7,561	0.3%	0.8%	0.7%
% of Patients satisfied with the dentistry they have received	12	12	100.0%	92.9%	93.3%
% of Patients satisfied with the time they had to wait for an appointment	12	12	100.0%	86.7%	88.0%

* This is based on patients treated on this contract for their most recent course of treatment. Figures in italics indicate the base number of FP17s or Patient Questionnaire responses are less than 100. N/A is shown where the base number of responses is less than 10 during the period. % is calculated as Quantity/Base number*100

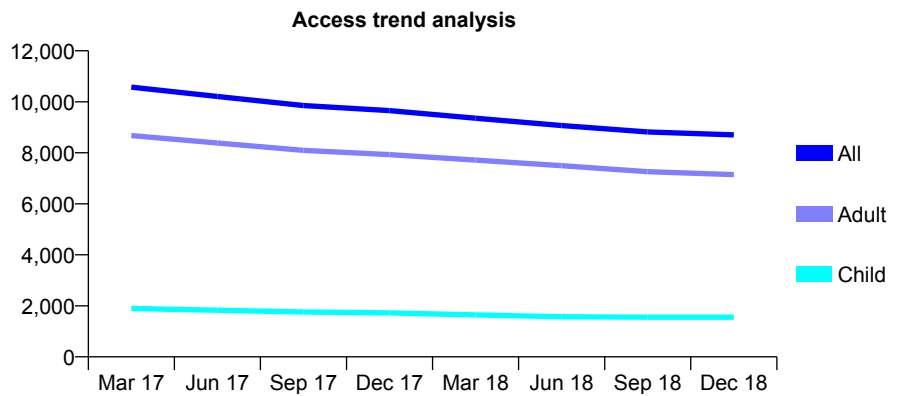
7A1 - Vital Signs At a Glance Contract Report for 141186/0001 - December 2018

Name or company name	Mostyn House Dental Practice Partnership
Contract type name	GDS Contract
Purpose of contract	General
Contract start date	01/08/2009
Contract end date	

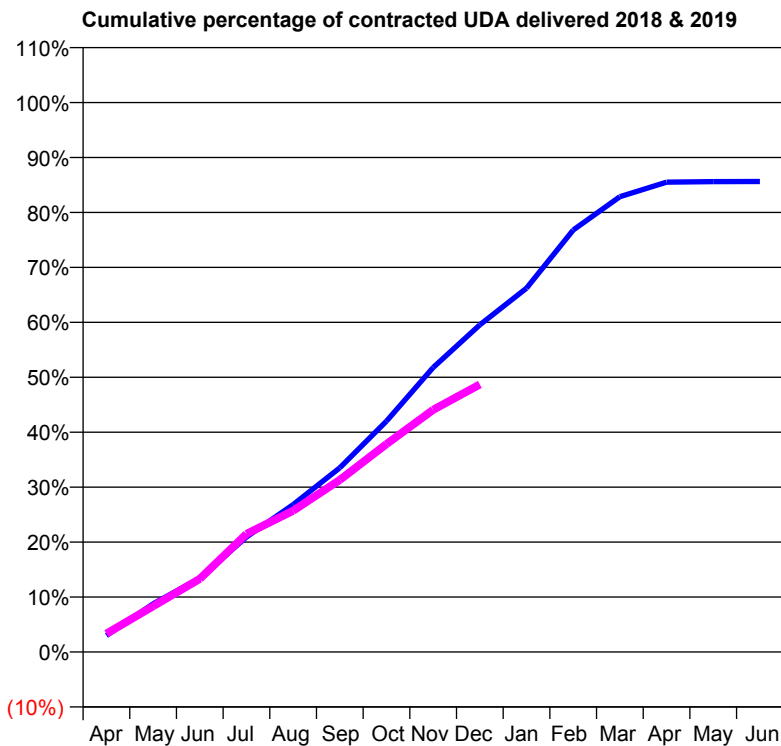
18/19 Contracted general activity (UDA)	36,561
Carry forward general activity (UDA)	0
18/19 Contracted orthodontic activity (UOA)	0
Carry forward orthodontic activity (UOA)	0
Baseline contract value	£969,736.67

ACCESS*

Patients seen in 24 months	Total	Change since previous quarter
Quarter ending December 2017	9,655	
Quarter ending March 2018	9,357	↓
Quarter ending June 2018	9,067	↓
Quarter ending September 2018	8,817	↓
Quarter ending December 2018	8,701	↓
Variance since December 2017	(9.9%)	↓



ACTIVITY



Month	Adjusted Scheduled Activity (UDA)	
	2018	2019
April	841	1,220
May	2,454	3,044
June	3,758	4,863
July	5,860	7,858
August	7,509	9,399
September	9,384	11,450
October	11,763	13,838
November	14,494	16,117
December	16,669	17,802
January	18,537	
February	21,504	
March	23,202	
April	23,941	
May	23,966	
June	23,974	

QUALITY

	Quantity	Base Number	Contract	LHB	Wales
% of FP17s for the same patient ID Re-attending within 3 months - Children	55	1,483	3.7%	7.8%	10.9%
% of FP17s for the same patient ID Re-attending within 3 months - Adults	693	6,802	10.2%	13.1%	15.6%
% of FP17s for the same patient ID Re-attending between 3 & 9 months - Children	574	1,483	38.7%	59.0%	59.6%
% of FP17s for the same patient ID Re-attending between 3 & 9 months - Adults	3,141	6,802	46.2%	54.2%	55.6%
% of FP17s for Band 1 Urgent Courses	578	7,892	7.3%	8.2%	8.9%
% of FP17s Relating to Free Repair or Replacements	14	7,892	0.2%	0.7%	0.7%
% of FP17s Relating to Continuations	51	7,892	0.6%	0.8%	0.7%
% of Patients satisfied with the dentistry they have received	34	38	89.5%	92.9%	93.3%
% of Patients satisfied with the time they had to wait for an appointment	27	38	71.1%	86.7%	88.0%

* This is based on patients treated on this contract for their most recent course of treatment. Figures in italics indicate the base number of FP17s or Patient Questionnaire responses are less than 100. N/A is shown where the base number of responses is less than 10 during the period. % is calculated as Quantity/Base number*100

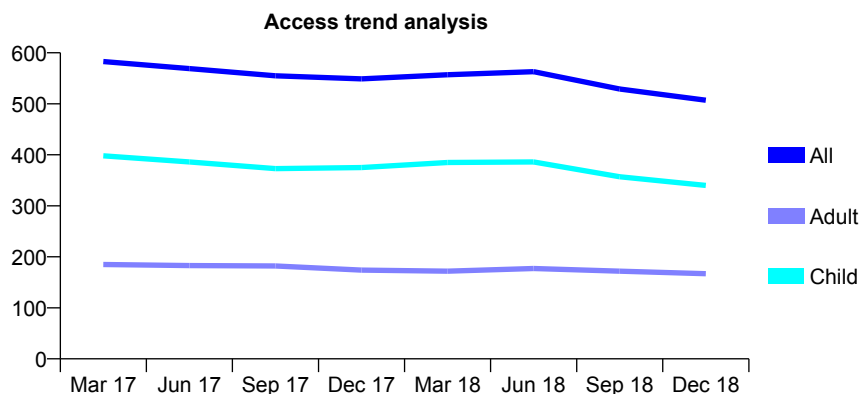
7A1 - Vital Signs At a Glance Contract Report for 145688/0001 - December 2018

Name or company name	Mr R Bennett
Contract type name	GDS Contract
Purpose of contract	General
Contract start date	01/03/2011
Contract end date	

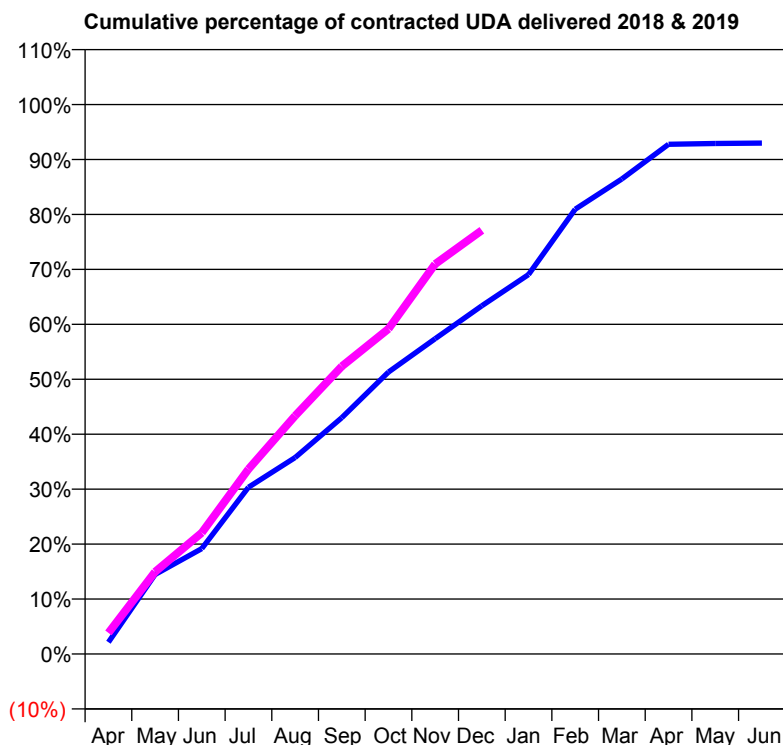
18/19 Contracted general activity (UDA)	1,100
Carry forward general activity (UDA)	0
18/19 Contracted orthodontic activity (UOA)	0
Carry forward orthodontic activity (UOA)	0
Baseline contract value	£27,543.34

ACCESS*

Patients seen in 24 months	Total	Change since previous quarter
Quarter ending December 2017	549	
Quarter ending March 2018	557	→
Quarter ending June 2018	563	→
Quarter ending September 2018	529	↓
Quarter ending December 2018	507	↓
Variance since December 2017	(7.7%)	↓



ACTIVITY



Month	Adjusted Scheduled Activity (UDA)	
	2018	2019
April	29	42
May	196	165
June	259	243
July	410	370
August	483	477
September	582	576
October	694	651
November	776	781
December	857	848
January	934	
February	1,094	
March	1,169	
April	1,254	
May	1,256	
June	1,257	

QUALITY

	Quantity	Base Number	Contract	LHB	Wales
% of FP17s for the same patient ID Re-attending within 3 months - Children	25	442	5.7%	7.8%	10.9%
% of FP17s for the same patient ID Re-attending within 3 months - Adults	27	165	16.4%	13.1%	15.6%
% of FP17s for the same patient ID Re-attending between 3 & 9 months - Children	258	442	58.4%	59.0%	59.6%
% of FP17s for the same patient ID Re-attending between 3 & 9 months - Adults	79	165	47.9%	54.2%	55.6%
% of FP17s for Band 1 Urgent Courses	22	547	4.0%	8.2%	8.9%
% of FP17s Relating to Free Repair or Replacements	0	547	0.0%	0.7%	0.7%
% of FP17s Relating to Continuations	0	547	0.0%	0.8%	0.7%
% of Patients satisfied with the dentistry they have received	0	0	N/A	92.9%	93.3%
% of Patients satisfied with the time they had to wait for an appointment	0	0	N/A	86.7%	88.0%

* This is based on patients treated on this contract for their most recent course of treatment. Figures in italics indicate the base number of FP17s or Patient Questionnaire responses are less than 100. N/A is shown where the base number of responses is less than 10 during the period. % is calculated as Quantity/Base number*100

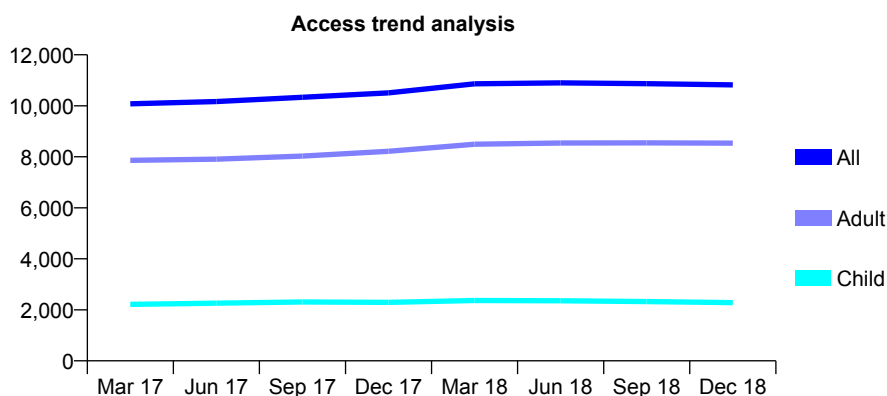
7A1 - Vital Signs At a Glance Contract Report for 151912/0001 - December 2018

Name or company name	IJW & GA DOUGLAS LIMITED
Contract type name	GDS Contract
Purpose of contract	General
Contract start date	01/05/2011
Contract end date	

18/19 Contracted general activity (UDA)	31,372
Carry forward general activity (UDA)	-176
18/19 Contracted orthodontic activity (UOA)	0
Carry forward orthodontic activity (UOA)	0
Baseline contract value	£823,023.37

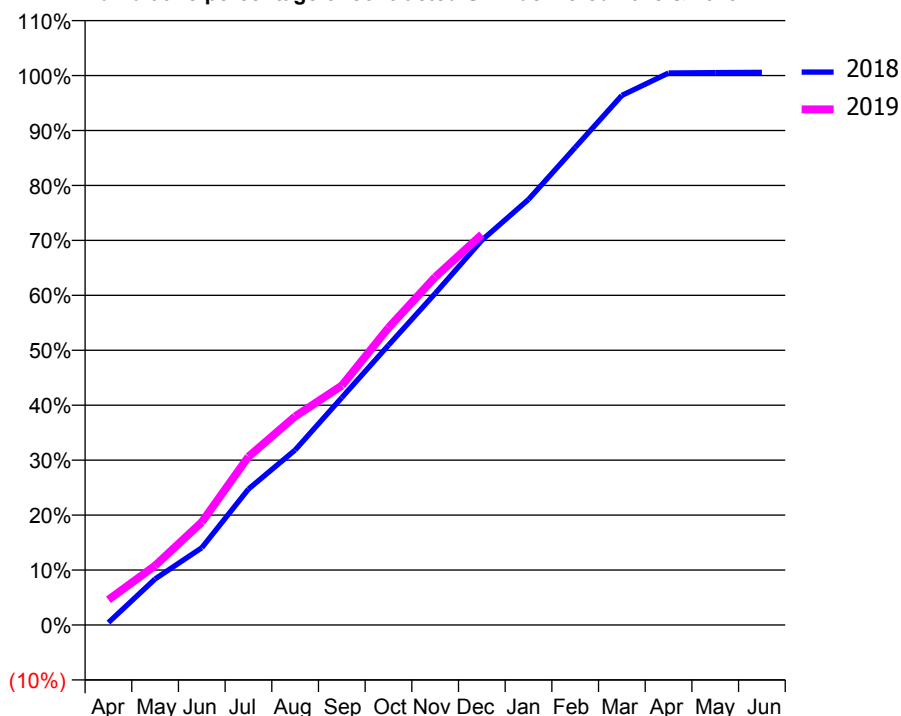
ACCESS*

Patients seen in 24 months	Total	Change since previous quarter
Quarter ending December 2017	10,507	
Quarter ending March 2018	10,861	↑
Quarter ending June 2018	10,899	→
Quarter ending September 2018	10,870	→
Quarter ending December 2018	10,820	→
Variance since December 2017	3.0%	↑



ACTIVITY

Cumulative percentage of contracted UDA delivered 2018 & 2019



Month	Adjusted Scheduled Activity (UDA)	
	2018	2019
April	142	1,441
May	2,630	3,393
June	4,409	5,877
July	7,760	9,615
August	9,990	11,909
September	12,987	13,673
October	15,974	16,970
November	18,932	19,869
December	21,964	22,296
January	24,299	
February	27,268	
March	30,234	
April	31,512	
May	31,539	
June	31,548	

QUALITY

	Quantity	Base Number	Contract	LHB	Wales
% of FP17s for the same patient ID Re-attending within 3 months - Children	162	2,369	6.8%	7.8%	10.9%
% of FP17s for the same patient ID Re-attending within 3 months - Adults	1,125	8,754	12.9%	13.1%	15.6%
% of FP17s for the same patient ID Re-attending between 3 & 9 months - Children	1,272	2,369	53.7%	59.0%	59.6%
% of FP17s for the same patient ID Re-attending between 3 & 9 months - Adults	4,239	8,754	48.4%	54.2%	55.6%
% of FP17s for Band 1 Urgent Courses	648	10,518	6.2%	8.2%	8.9%
% of FP17s Relating to Free Repair or Replacements	81	10,518	0.8%	0.7%	0.7%
% of FP17s Relating to Continuations	64	10,518	0.6%	0.8%	0.7%
% of Patients satisfied with the dentistry they have received	14	14	100.0%	92.9%	93.3%
% of Patients satisfied with the time they had to wait for an appointment	14	14	100.0%	86.7%	88.0%

* This is based on patients treated on this contract for their most recent course of treatment. Figures in italics indicate the base number of FP17s or Patient Questionnaire responses are less than 100. N/A is shown where the base number of responses is less than 10 during the period. % is calculated as Quantity/Base number*100

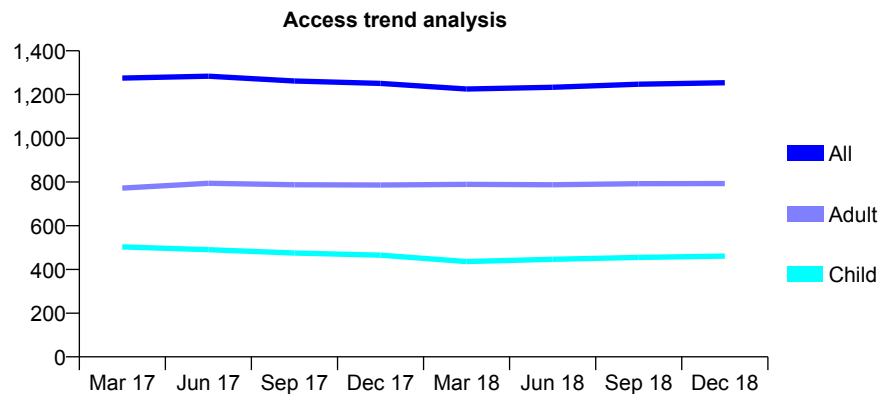
7A1 - Vital Signs At a Glance Contract Report for 154423/0001 - December 2018

Name or company name	Rhos Road Dental Practice Partnership
Contract type name	GDS Contract
Purpose of contract	General
Contract start date	01/12/2012
Contract end date	

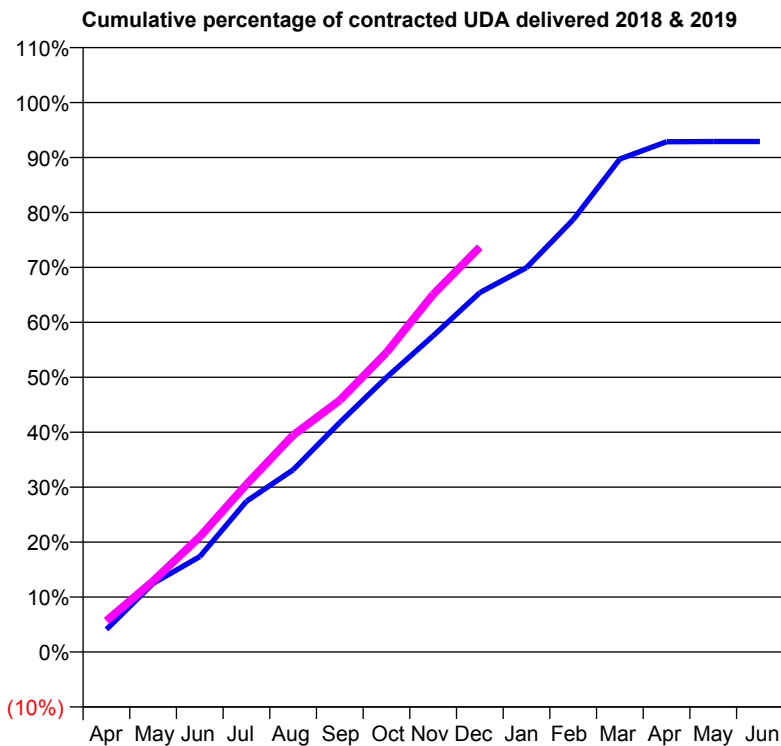
18/19 Contracted general activity (UDA)	3,836
Carry forward general activity (UDA)	0
18/19 Contracted orthodontic activity (UOA)	0
Carry forward orthodontic activity (UOA)	0
Baseline contract value	£99,154.15

ACCESS*

Patients seen in 24 months	Total	Change since previous quarter
Quarter ending December 2017	1,251	
Quarter ending March 2018	1,225	↓
Quarter ending June 2018	1,233	→
Quarter ending September 2018	1,247	→
Quarter ending December 2018	1,254	→
Variance since December 2017	0.2%	→



ACTIVITY



Month	Adjusted Scheduled Activity (UDA)	
	2018	2019
April	157	218
May	479	496
June	666	804
July	1,052	1,170
August	1,272	1,514
September	1,602	1,758
October	1,918	2,092
November	2,207	2,497
December	2,509	2,827
January	2,683	
February	3,018	
March	3,442	
April	3,562	
May	3,564	
June	3,564	

QUALITY

	Quantity	Base Number	Contract	LHB	Wales
% of FP17s for the same patient ID Re-attending within 3 months - Children	26	608	4.3%	7.8%	10.9%
% of FP17s for the same patient ID Re-attending within 3 months - Adults	118	1,033	11.4%	13.1%	15.6%
% of FP17s for the same patient ID Re-attending between 3 & 9 months - Children	384	608	63.2%	59.0%	59.6%
% of FP17s for the same patient ID Re-attending between 3 & 9 months - Adults	710	1,033	68.7%	54.2%	55.6%
% of FP17s for Band 1 Urgent Courses	84	1,610	5.2%	8.2%	8.9%
% of FP17s Relating to Free Repair or Replacements	4	1,610	0.2%	0.7%	0.7%
% of FP17s Relating to Continuations	10	1,610	0.6%	0.8%	0.7%
% of Patients satisfied with the dentistry they have received	3	3	N/A	92.9%	93.3%
% of Patients satisfied with the time they had to wait for an appointment	2	3	N/A	86.7%	88.0%

* This is based on patients treated on this contract for their most recent course of treatment. Figures in italics indicate the base number of FP17s or Patient Questionnaire responses are less than 100. N/A is shown where the base number of responses is less than 10 during the period. % is calculated as Quantity/Base number*100

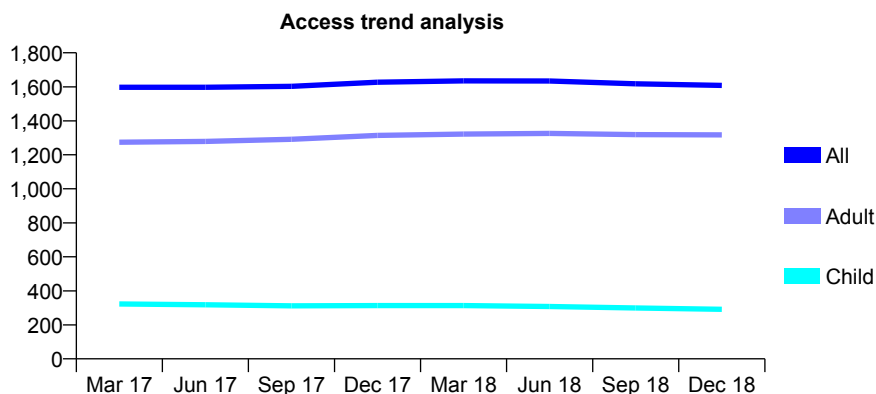
7A1 - Vital Signs At a Glance Contract Report for 154733/0001 - December 2018

Name or company name	ALS (Dental Surgeon) Ltd
Contract type name	GDS Contract
Purpose of contract	General
Contract start date	01/01/2015
Contract end date	

18/19 Contracted general activity (UDA)	5,817
Carry forward general activity (UDA)	0
18/19 Contracted orthodontic activity (UOA)	0
Carry forward orthodontic activity (UOA)	0
Baseline contract value	£148,164.28

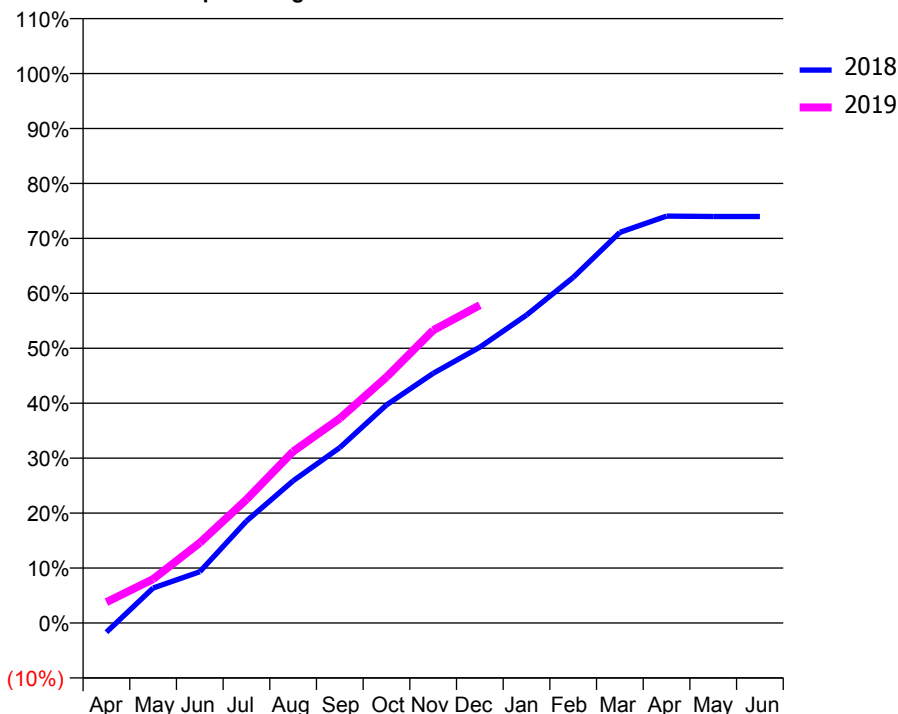
ACCESS*

Patients seen in 24 months	Total	Change since previous quarter
Quarter ending December 2017	1,627	
Quarter ending March 2018	1,635	→
Quarter ending June 2018	1,634	→
Quarter ending September 2018	1,618	→
Quarter ending December 2018	1,608	→
Variance since December 2017	(1.2%)	↓



ACTIVITY

Cumulative percentage of contracted UDA delivered 2018 & 2019



Month	Adjusted Scheduled Activity (UDA)	
	2018	2019
April	-98	221
May	370	465
June	542	850
July	1,079	1,307
August	1,505	1,816
September	1,858	2,167
October	2,308	2,604
November	2,643	3,099
December	2,920	3,364
January	3,260	
February	3,658	
March	4,136	
April	4,308	
May	4,304	
June	4,304	

QUALITY

	Quantity	Base Number	Contract	LHB	Wales
% of FP17s for the same patient ID Re-attending within 3 months - Children	19	323	5.9%	7.8%	10.9%
% of FP17s for the same patient ID Re-attending within 3 months - Adults	222	1,425	15.6%	13.1%	15.6%
% of FP17s for the same patient ID Re-attending between 3 & 9 months - Children	194	323	60.1%	59.0%	59.6%
% of FP17s for the same patient ID Re-attending between 3 & 9 months - Adults	638	1,425	44.8%	54.2%	55.6%
% of FP17s for Band 1 Urgent Courses	133	1,675	7.9%	8.2%	8.9%
% of FP17s Relating to Free Repair or Replacements	17	1,675	1.0%	0.7%	0.7%
% of FP17s Relating to Continuations	0	1,675	0.0%	0.8%	0.7%
% of Patients satisfied with the dentistry they have received	0	0	N/A	92.9%	93.3%
% of Patients satisfied with the time they had to wait for an appointment	0	0	N/A	86.7%	88.0%

* This is based on patients treated on this contract for their most recent course of treatment. Figures in italics indicate the base number of FP17s or Patient Questionnaire responses are less than 100. N/A is shown where the base number of responses is less than 10 during the period. % is calculated as Quantity/Base number*100

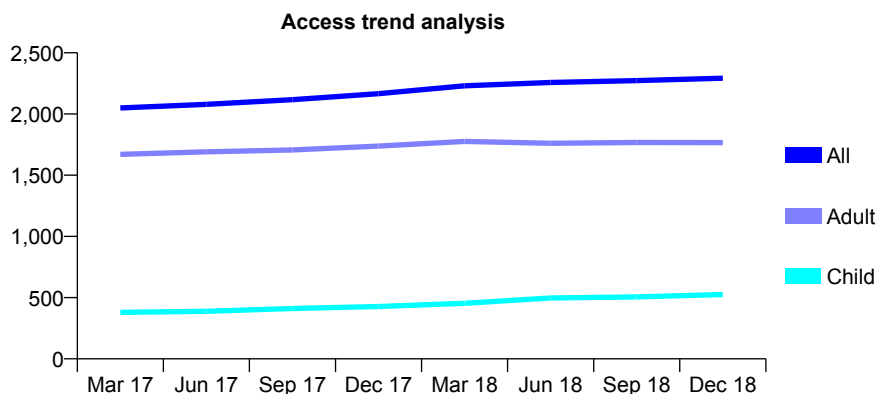
7A1 - Vital Signs At a Glance Contract Report for 155373/0001 - December 2018

Name or company name	SC & C Edwards
Contract type name	GDS Contract
Purpose of contract	General
Contract start date	01/08/2013
Contract end date	

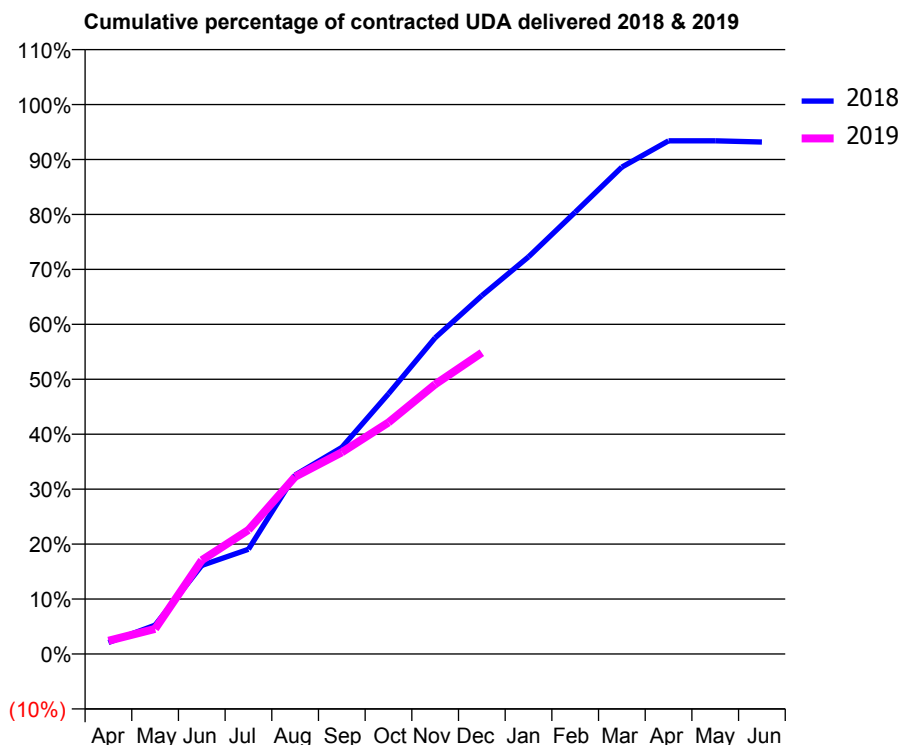
18/19 Contracted general activity (UDA)	7,849
Carry forward general activity (UDA)	0
18/19 Contracted orthodontic activity (UOA)	0
Carry forward orthodontic activity (UOA)	0
Baseline contract value	£148,251.77

ACCESS*

Patients seen in 24 months	Total	Change since previous quarter
Quarter ending December 2017	2,166	
Quarter ending March 2018	2,230	↑
Quarter ending June 2018	2,258	→
Quarter ending September 2018	2,273	→
Quarter ending December 2018	2,292	→
Variance since December 2017	5.8%	↑



ACTIVITY



Month	Adjusted Scheduled Activity (UDA)	
	2018	2019
April	154	189
May	386	360
June	1,185	1,339
July	1,401	1,773
August	2,394	2,532
September	2,763	2,881
October	3,481	3,308
November	4,229	3,851
December	4,794	4,304
January	5,313	
February	5,910	
March	6,512	
April	6,864	
May	6,863	
June	6,848	

QUALITY

	Quantity	Base Number	Contract	LHB	Wales
% of FP17s for the same patient ID Re-attending within 3 months - Children	25	604	4.1%	7.8%	10.9%
% of FP17s for the same patient ID Re-attending within 3 months - Adults	283	2,139	13.2%	13.1%	15.6%
% of FP17s for the same patient ID Re-attending between 3 & 9 months - Children	382	604	63.2%	59.0%	59.6%
% of FP17s for the same patient ID Re-attending between 3 & 9 months - Adults	1,529	2,139	71.5%	54.2%	55.6%
% of FP17s for Band 1 Urgent Courses	136	2,547	5.3%	8.2%	8.9%
% of FP17s Relating to Free Repair or Replacements	55	2,547	2.2%	0.7%	0.7%
% of FP17s Relating to Continuations	20	2,547	0.8%	0.8%	0.7%
% of Patients satisfied with the dentistry they have received	11	11	100.0%	92.9%	93.3%
% of Patients satisfied with the time they had to wait for an appointment	10	11	90.9%	86.7%	88.0%

* This is based on patients treated on this contract for their most recent course of treatment. Figures in italics indicate the base number of FP17s or Patient Questionnaire responses are less than 100. N/A is shown where the base number of responses is less than 10 during the period. % is calculated as Quantity/Base number*100

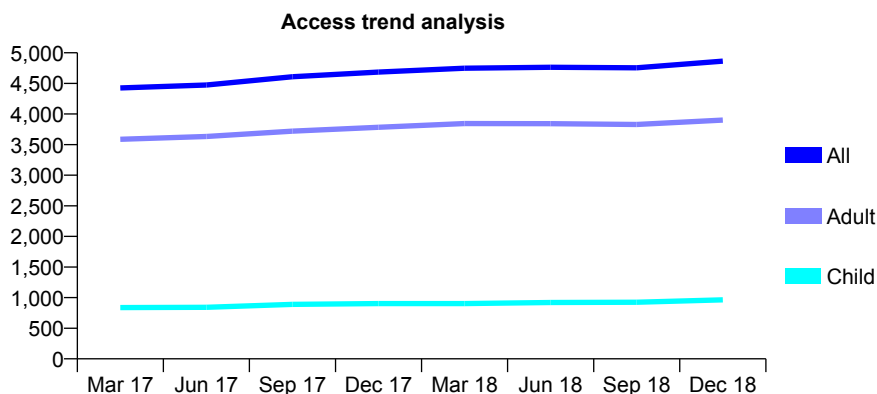
7A1 - Vital Signs At a Glance Contract Report for 155640/0001 - December 2018

Name or company name	PR Griffiths
Contract type name	GDS Contract
Purpose of contract	General
Contract start date	31/10/2014
Contract end date	

18/19 Contracted general activity (UDA)	14,028
Carry forward general activity (UDA)	372
18/19 Contracted orthodontic activity (UOA)	0
Carry forward orthodontic activity (UOA)	0
Baseline contract value	£429,675.54

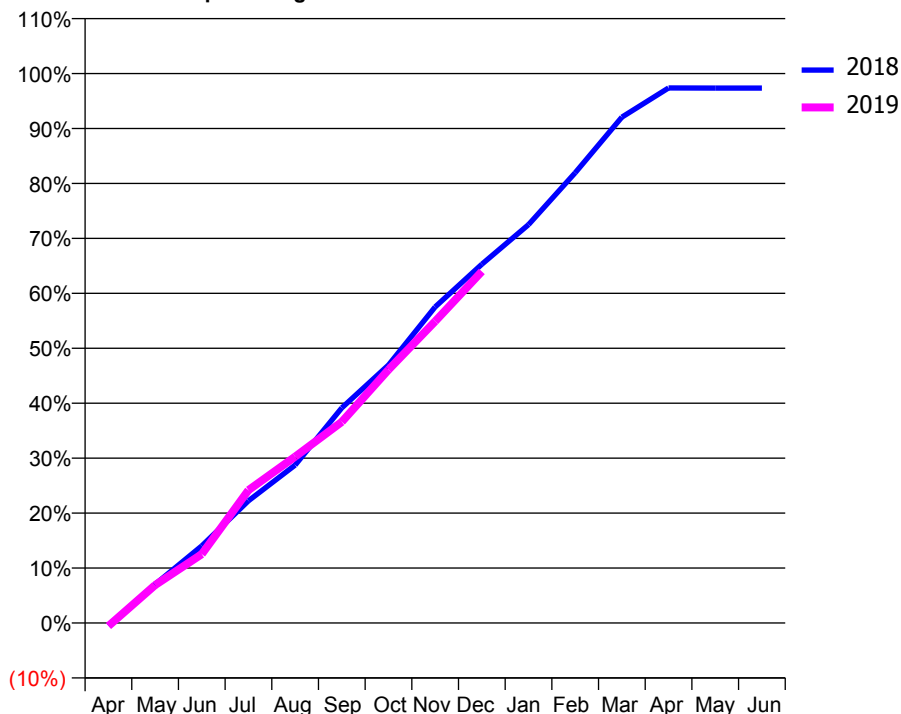
ACCESS*

Patients seen in 24 months	Total	Change since previous quarter
Quarter ending December 2017	4,686	
Quarter ending March 2018	4,748	→
Quarter ending June 2018	4,763	→
Quarter ending September 2018	4,755	→
Quarter ending December 2018	4,864	↑
Variance since December 2017	3.8%	↑



ACTIVITY

Cumulative percentage of contracted UDA delivered 2018 & 2019



Adjusted Scheduled Activity (UDA)

Month	2018	2019
April	-69	-81
May	988	967
June	1,969	1,757
July	3,119	3,393
August	4,032	4,245
September	5,491	5,136
October	6,585	6,466
November	8,068	7,703
December	9,160	8,975
January	10,171	
February	11,494	
March	12,914	
April	13,658	
May	13,656	
June	13,656	

QUALITY

	Quantity	Base Number	Contract	LHB	Wales
% of FP17s for the same patient ID Re-attending within 3 months - Children	35	1,216	2.9%	7.8%	10.9%
% of FP17s for the same patient ID Re-attending within 3 months - Adults	552	4,443	12.4%	13.1%	15.6%
% of FP17s for the same patient ID Re-attending between 3 & 9 months - Children	834	1,216	68.6%	59.0%	59.6%
% of FP17s for the same patient ID Re-attending between 3 & 9 months - Adults	2,386	4,443	53.7%	54.2%	55.6%
% of FP17s for Band 1 Urgent Courses	545	5,319	10.2%	8.2%	8.9%
% of FP17s Relating to Free Repair or Replacements	51	5,319	1.0%	0.7%	0.7%
% of FP17s Relating to Continuations	9	5,319	0.2%	0.8%	0.7%
% of Patients satisfied with the dentistry they have received	7	7	N/A	92.9%	93.3%
% of Patients satisfied with the time they had to wait for an appointment	7	7	N/A	86.7%	88.0%

* This is based on patients treated on this contract for their most recent course of treatment. Figures in italics indicate the base number of FP17s or Patient Questionnaire responses are less than 100. N/A is shown where the base number of responses is less than 10 during the period. % is calculated as Quantity/Base number*100

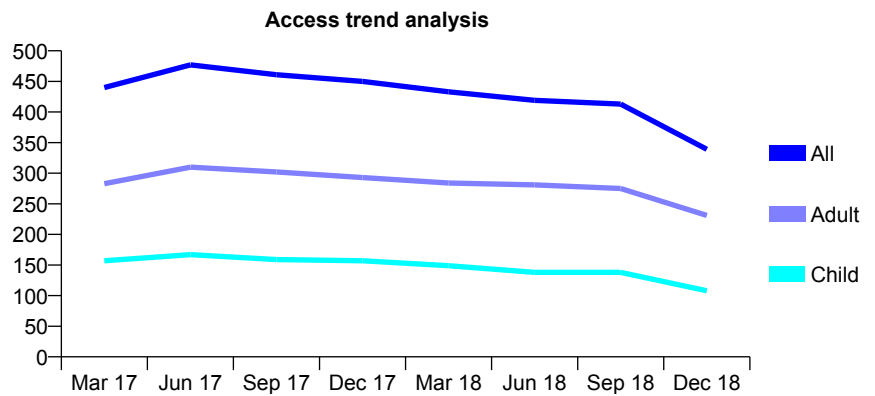
7A1 - Vital Signs At a Glance Contract Report for 158194/0028 - December 2018

Name or company name	Denticare Ltd
Contract type name	GDS Contract
Purpose of contract	General
Contract start date	01/03/2011
Contract end date	31/10/2018

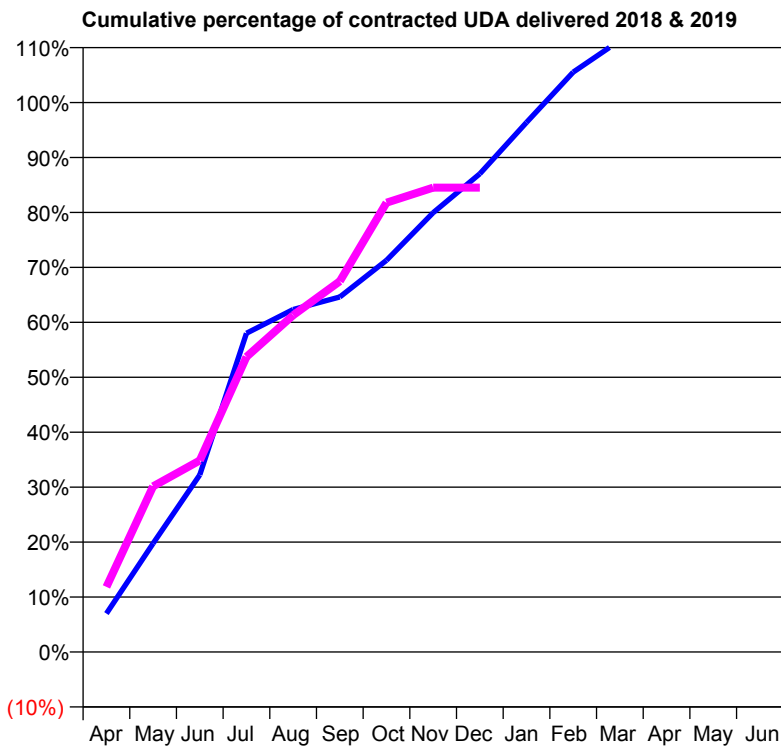
18/19 Contracted general activity (UDA)	700
Carry forward general activity (UDA)	-60
18/19 Contracted orthodontic activity (UOA)	0
Carry forward orthodontic activity (UOA)	0
Baseline contract value	£18,172.16

ACCESS*

Patients seen in 24 months	Total	Change since previous quarter
Quarter ending December 2017	450	
Quarter ending March 2018	433	↓
Quarter ending June 2018	419	↓
Quarter ending September 2018	413	↓
Quarter ending December 2018	339	↓
Variance since December 2017	(24.7%)	↓



ACTIVITY



Month	Adjusted Scheduled Activity (UDA)	
	2018	2019
April	84	83
May	237	211
June	387	244
July	696	376
August	748	429
September	775	472
October	855	572
November	959	592
December	1,044	592
January	1,156	
February	1,266	
March	1,336	
April	1,356	
May	1,359	
June	1,359	

QUALITY

	Quantity	Base Number	Contract	LHB	Wales
% of FP17s for the same patient ID Re-attending within 3 months - Children	11	108	10.2%	7.8%	10.9%
% of FP17s for the same patient ID Re-attending within 3 months - Adults	27	159	17.0%	13.1%	15.6%
% of FP17s for the same patient ID Re-attending between 3 & 9 months - Children	75	108	69.4%	59.0%	59.6%
% of FP17s for the same patient ID Re-attending between 3 & 9 months - Adults	85	159	53.5%	54.2%	55.6%
% of FP17s for Band 1 Urgent Courses	3	252	1.2%	8.2%	8.9%
% of FP17s Relating to Free Repair or Replacements	0	252	0.0%	0.7%	0.7%
% of FP17s Relating to Continuations	11	252	4.4%	0.8%	0.7%
% of Patients satisfied with the dentistry they have received	0	0	N/A	92.9%	93.3%
% of Patients satisfied with the time they had to wait for an appointment	0	0	N/A	86.7%	88.0%

* This is based on patients treated on this contract for their most recent course of treatment. Figures in italics indicate the base number of FP17s or Patient Questionnaire responses are less than 100. N/A is shown where the base number of responses is less than 10 during the period. % is calculated as Quantity/Base number*100

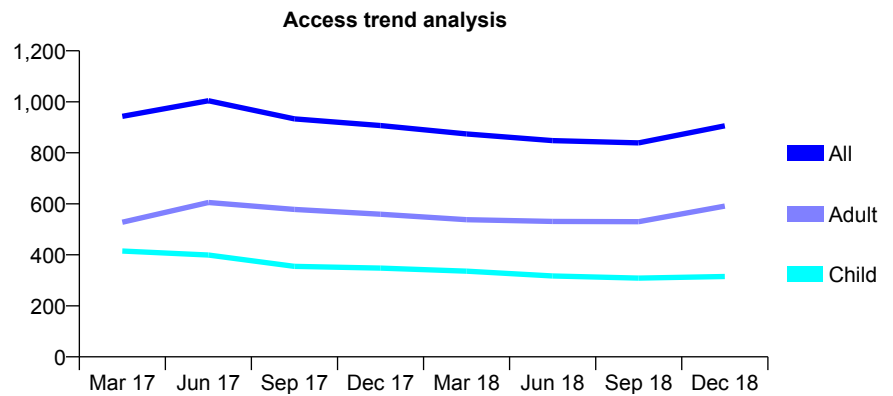
7A1 - Vital Signs At a Glance Contract Report for 160679/0001 - December 2018

Name or company name	T Ferguson
Contract type name	GDS Contract
Purpose of contract	General
Contract start date	01/06/2015
Contract end date	

18/19 Contracted general activity (UDA)	5,402
Carry forward general activity (UDA)	0
18/19 Contracted orthodontic activity (UOA)	0
Carry forward orthodontic activity (UOA)	0
Baseline contract value	£128,436.26

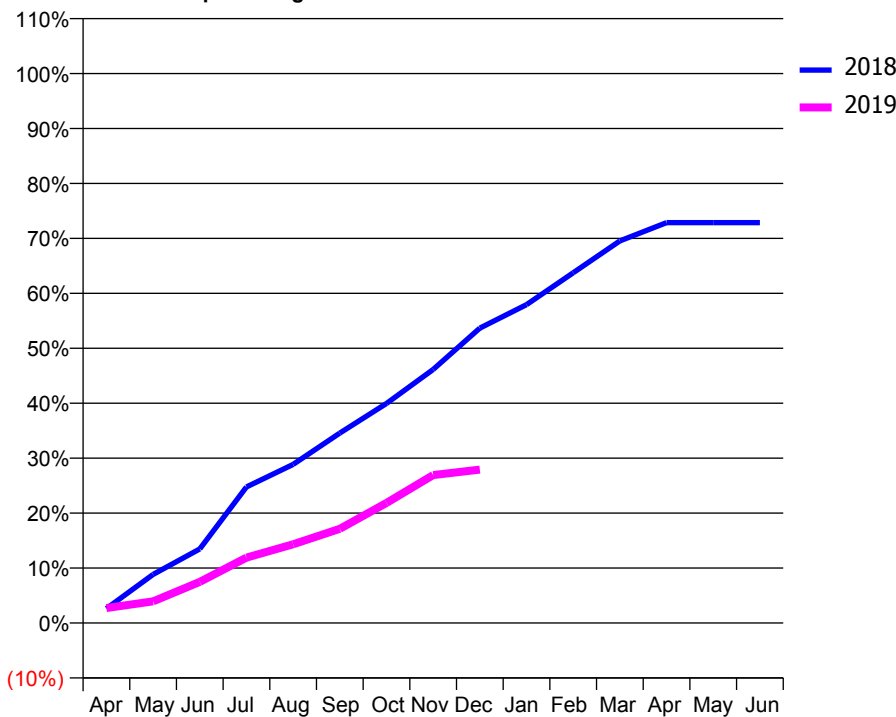
ACCESS*

Patients seen in 24 months	Total	Change since previous quarter
Quarter ending December 2017	907	
Quarter ending March 2018	874	↓
Quarter ending June 2018	848	↓
Quarter ending September 2018	839	↓
Quarter ending December 2018	906	↑
Variance since December 2017	(0.1%)	→



ACTIVITY

Cumulative percentage of contracted UDA delivered 2018 & 2019



Month	Adjusted Scheduled Activity (UDA)	
	2018	2019
April	74	147
May	248	213
June	377	404
July	693	642
August	807	774
September	967	926
October	1,118	1,181
November	1,291	1,454
December	1,502	1,508
January	1,621	
February	1,784	
March	1,946	
April	2,038	
May	2,038	
June	2,038	

QUALITY

	Quantity	Base Number	Contract	LHB	Wales
% of FP17s for the same patient ID Re-attending within 3 months - Children	18	313	5.8%	7.8%	10.9%
% of FP17s for the same patient ID Re-attending within 3 months - Adults	44	515	8.5%	13.1%	15.6%
% of FP17s for the same patient ID Re-attending between 3 & 9 months - Children	170	313	54.3%	59.0%	59.6%
% of FP17s for the same patient ID Re-attending between 3 & 9 months - Adults	266	515	51.7%	54.2%	55.6%
% of FP17s for Band 1 Urgent Courses	18	779	2.3%	8.2%	8.9%
% of FP17s Relating to Free Repair or Replacements	3	779	0.4%	0.7%	0.7%
% of FP17s Relating to Continuations	0	779	0.0%	0.8%	0.7%
% of Patients satisfied with the dentistry they have received	1	1	N/A	92.9%	93.3%
% of Patients satisfied with the time they had to wait for an appointment	1	1	N/A	86.7%	88.0%

* This is based on patients treated on this contract for their most recent course of treatment. Figures in italics indicate the base number of FP17s or Patient Questionnaire responses are less than 100. N/A is shown where the base number of responses is less than 10 during the period. % is calculated as Quantity/Base number*100

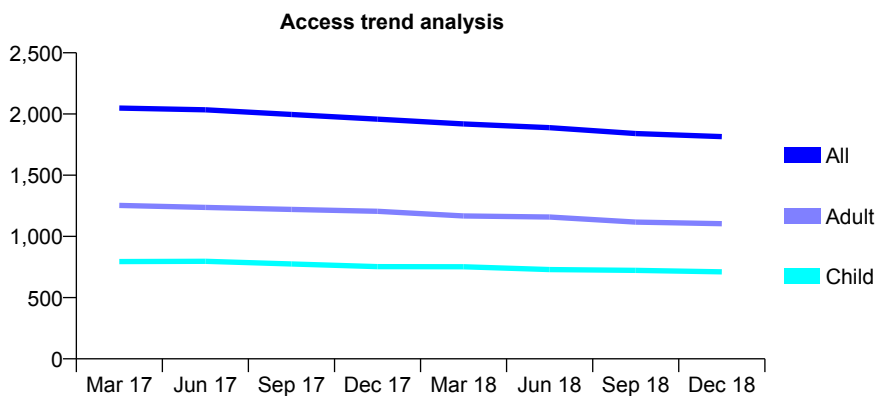
7A1 - Vital Signs At a Glance Contract Report for 162302/0001 - December 2018

Name or company name	Connahs Quay Dental Practice Ltd
Contract type name	GDS Contract
Purpose of contract	General
Contract start date	01/01/2010
Contract end date	

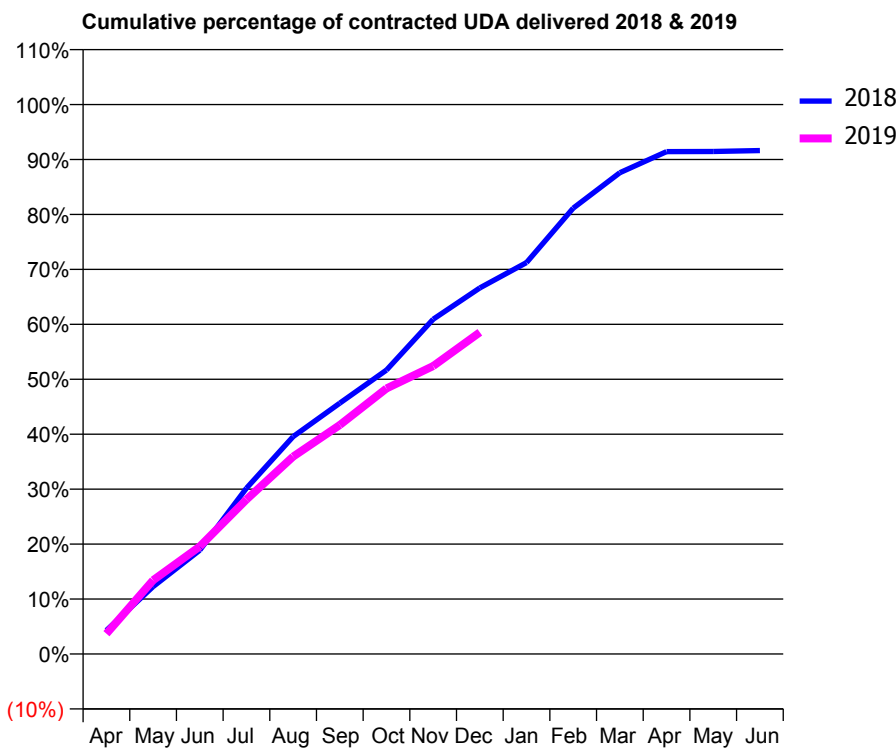
18/19 Contracted general activity (UDA)	6,036
Carry forward general activity (UDA)	0
18/19 Contracted orthodontic activity (UOA)	0
Carry forward orthodontic activity (UOA)	0
Baseline contract value	£109,836.05

ACCESS*

Patients seen in 24 months	Total	Change since previous quarter
Quarter ending December 2017	1,958	
Quarter ending March 2018	1,919	↓
Quarter ending June 2018	1,888	↓
Quarter ending September 2018	1,840	↓
Quarter ending December 2018	1,815	↓
Variance since December 2017	(7.3%)	↓



ACTIVITY



Month	Adjusted Scheduled Activity (UDA)	
	2018	2019
April	260	223
May	740	811
June	1,140	1,182
July	1,822	1,697
August	2,388	2,169
September	2,756	2,515
October	3,120	2,916
November	3,677	3,163
December	4,022	3,533
January	4,300	
February	4,897	
March	5,287	
April	5,518	
May	5,520	
June	5,531	

QUALITY

	Quantity	Base Number	Contract	LHB	Wales
% of FP17s for the same patient ID Re-attending within 3 months - Children	78	873	8.9%	7.8%	10.9%
% of FP17s for the same patient ID Re-attending within 3 months - Adults	244	1,272	19.2%	13.1%	15.6%
% of FP17s for the same patient ID Re-attending between 3 & 9 months - Children	582	873	66.7%	59.0%	59.6%
% of FP17s for the same patient ID Re-attending between 3 & 9 months - Adults	828	1,272	65.1%	54.2%	55.6%
% of FP17s for Band 1 Urgent Courses	90	2,004	4.5%	8.2%	8.9%
% of FP17s Relating to Free Repair or Replacements	44	2,004	2.2%	0.7%	0.7%
% of FP17s Relating to Continuations	11	2,004	0.5%	0.8%	0.7%
% of Patients satisfied with the dentistry they have received	11	11	100.0%	92.9%	93.3%
% of Patients satisfied with the time they had to wait for an appointment	9	11	81.8%	86.7%	88.0%

* This is based on patients treated on this contract for their most recent course of treatment. Figures in italics indicate the base number of FP17s or Patient Questionnaire responses are less than 100. N/A is shown where the base number of responses is less than 10 during the period. % is calculated as Quantity/Base number*100

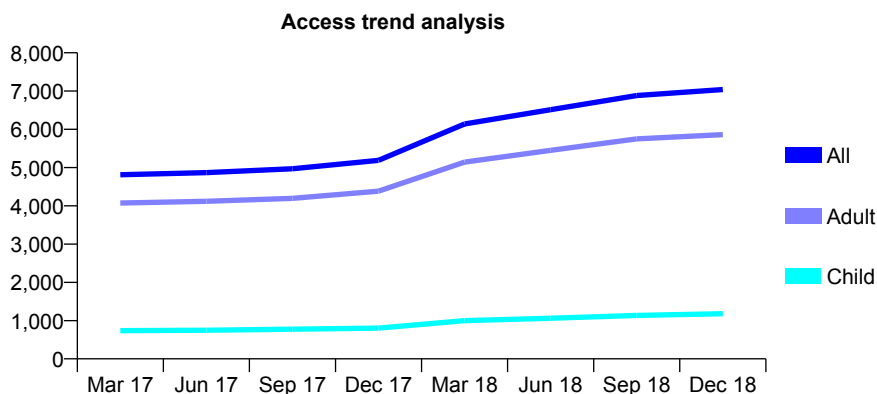
7A1 - Vital Signs At a Glance Contract Report for 164542/0001 - December 2018

Name or company name	Coppersun Dental Care Ltd
Contract type name	GDS Contract
Purpose of contract	General
Contract start date	01/11/2009
Contract end date	

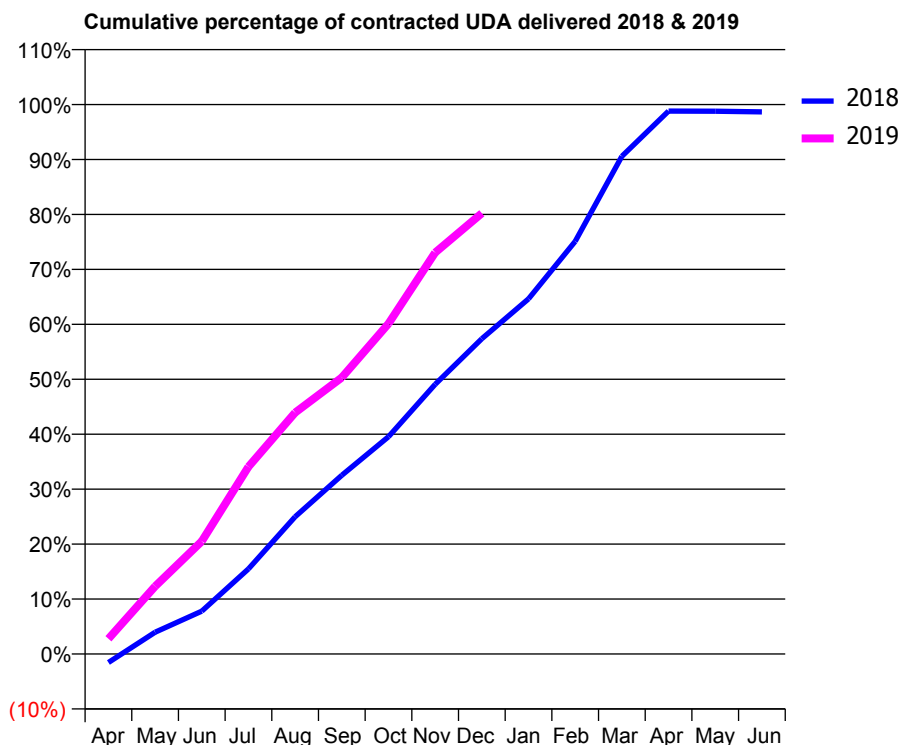
18/19 Contracted general activity (UDA)	16,547
Carry forward general activity (UDA)	237
18/19 Contracted orthodontic activity (UOA)	0
Carry forward orthodontic activity (UOA)	0
Baseline contract value	£356,821.60

ACCESS*

Patients seen in 24 months	Total	Change since previous quarter
Quarter ending December 2017	5,189	
Quarter ending March 2018	6,141	↑
Quarter ending June 2018	6,512	↑
Quarter ending September 2018	6,883	↑
Quarter ending December 2018	7,041	↑
Variance since December 2017	35.7%	↑



ACTIVITY



Month	Adjusted Scheduled Activity (UDA)	
	2018	2019
April	-277	458
May	708	2,038
June	1,387	3,394
July	2,759	5,639
August	4,445	7,268
September	5,788	8,324
October	7,038	9,949
November	8,734	12,087
December	10,209	13,273
January	11,503	
February	13,364	
March	16,120	
April	17,583	
May	17,576	
June	17,558	

QUALITY

	Quantity	Base Number	Contract	LHB	Wales
% of FP17s for the same patient ID Re-attending within 3 months - Children	125	1,344	9.3%	7.8%	10.9%
% of FP17s for the same patient ID Re-attending within 3 months - Adults	1,287	6,549	19.7%	13.1%	15.6%
% of FP17s for the same patient ID Re-attending between 3 & 9 months - Children	754	1,344	56.1%	59.0%	59.6%
% of FP17s for the same patient ID Re-attending between 3 & 9 months - Adults	2,921	6,549	44.6%	54.2%	55.6%
% of FP17s for Band 1 Urgent Courses	983	7,266	13.5%	8.2%	8.9%
% of FP17s Relating to Free Repair or Replacements	105	7,266	1.4%	0.7%	0.7%
% of FP17s Relating to Continuations	59	7,266	0.8%	0.8%	0.7%
% of Patients satisfied with the dentistry they have received	11	12	91.7%	92.9%	93.3%
% of Patients satisfied with the time they had to wait for an appointment	10	12	83.3%	86.7%	88.0%

* This is based on patients treated on this contract for their most recent course of treatment. Figures in italics indicate the base number of FP17s or Patient Questionnaire responses are less than 100. N/A is shown where the base number of responses is less than 10 during the period. % is calculated as Quantity/Base number*100

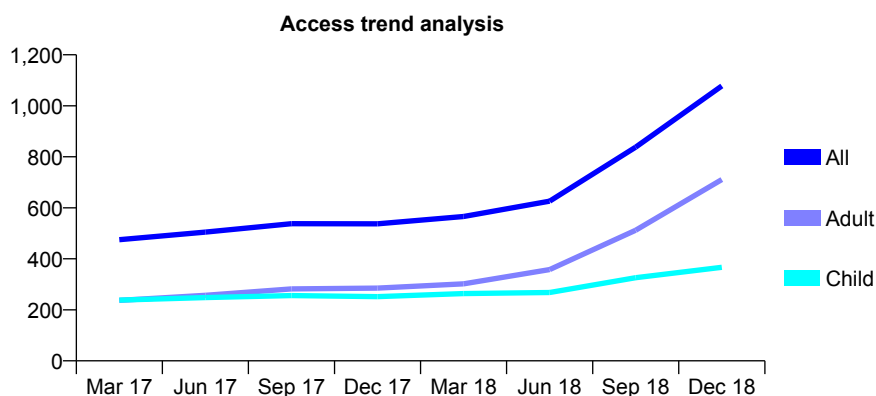
7A1 - Vital Signs At a Glance Contract Report for 164577/0001 - December 2018

Name or company name	Entwistle, Williams & Jenkins GDS Contract
Contract type name	Pilot Contract
Purpose of contract	General
Contract start date	31/08/2013
Contract end date	

18/19 Contracted general activity (UDA)	6,450
Carry forward general activity (UDA)	0
18/19 Contracted orthodontic activity (UOA)	0
Carry forward orthodontic activity (UOA)	0
Baseline contract value	£159,756.68

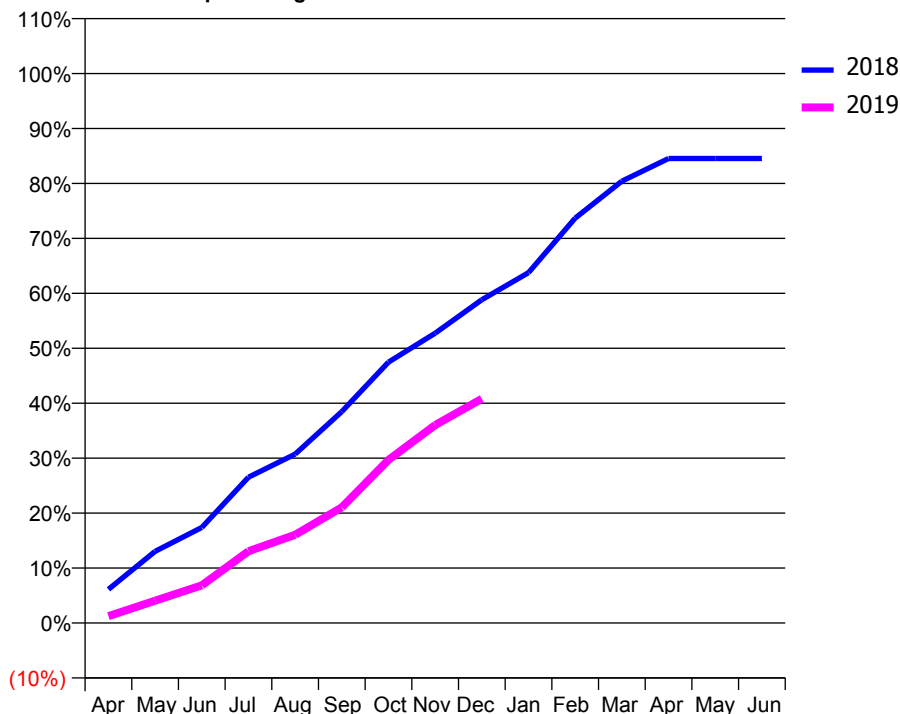
ACCESS*

Patients seen in 24 months	Total	Change since previous quarter
Quarter ending December 2017	537	
Quarter ending March 2018	566	↑
Quarter ending June 2018	626	↑
Quarter ending September 2018	838	↑
Quarter ending December 2018	1,078	↑
Variance since December 2017	100.7%	↑



ACTIVITY

Cumulative percentage of contracted UDA delivered 2018 & 2019



Month	Adjusted Scheduled Activity (UDA)	
	2018	2019
April	110	80
May	235	262
June	313	442
July	478	843
August	553	1,035
September	692	1,359
October	854	1,916
November	949	2,323
December	1,059	2,632
January	1,148	
February	1,326	
March	1,447	
April	1,522	
May	1,522	
June	1,522	

QUALITY

	Quantity	Base Number	Contract	LHB	Wales
% of FP17s for the same patient ID Re-attending within 3 months - Children	24	419	5.7%	7.8%	10.9%
% of FP17s for the same patient ID Re-attending within 3 months - Adults	109	767	14.2%	13.1%	15.6%
% of FP17s for the same patient ID Re-attending between 3 & 9 months - Children	189	419	45.1%	59.0%	59.6%
% of FP17s for the same patient ID Re-attending between 3 & 9 months - Adults	143	767	18.6%	54.2%	55.6%
% of FP17s for Band 1 Urgent Courses	125	1,150	10.9%	8.2%	8.9%
% of FP17s Relating to Free Repair or Replacements	4	1,150	0.3%	0.7%	0.7%
% of FP17s Relating to Continuations	3	1,150	0.3%	0.8%	0.7%
% of Patients satisfied with the dentistry they have received	2	2	N/A	92.9%	93.3%
% of Patients satisfied with the time they had to wait for an appointment	2	2	N/A	86.7%	88.0%

* This is based on patients treated on this contract for their most recent course of treatment. Figures in italics indicate the base number of FP17s or Patient Questionnaire responses are less than 100. N/A is shown where the base number of responses is less than 10 during the period. % is calculated as Quantity/Base number*100

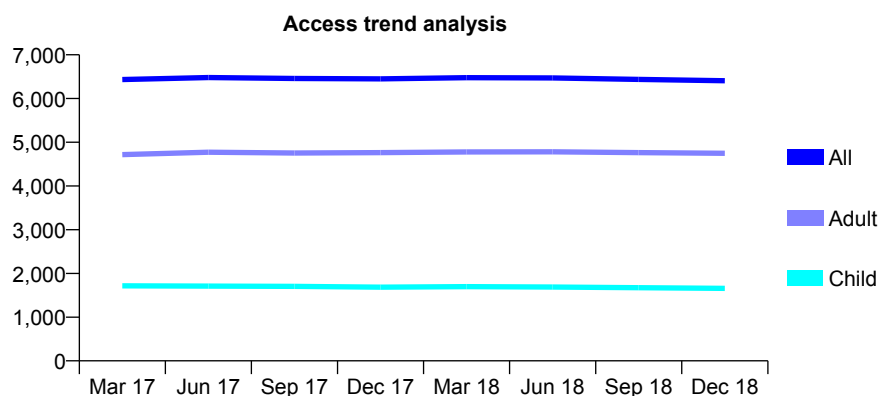
7A1 - Vital Signs At a Glance Contract Report for 167096/0002 - December 2018

Name or company name	Longford Road Dental Practice Ltd
Contract type name	GDS Contract
Purpose of contract	General
Contract start date	01/11/2013
Contract end date	

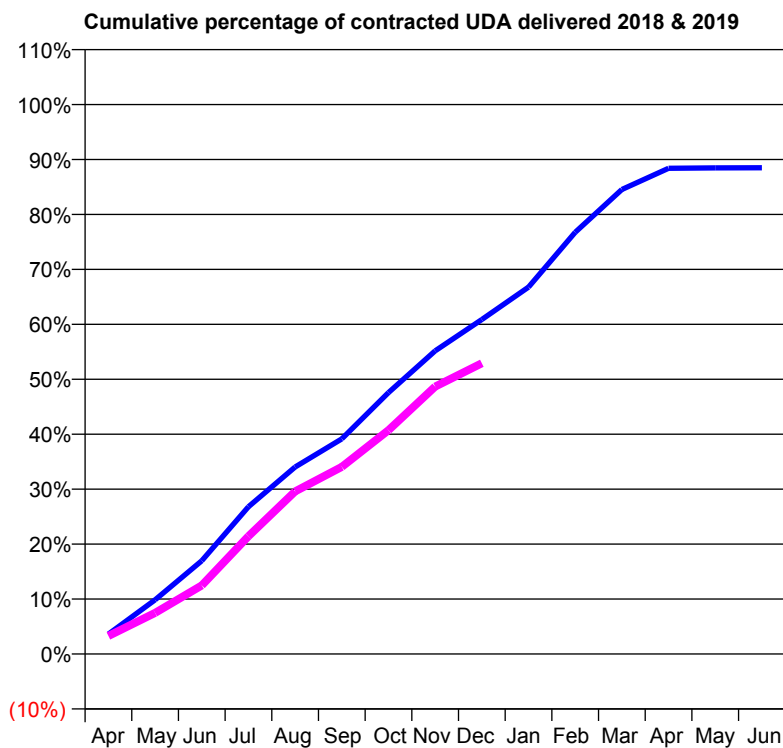
18/19 Contracted general activity (UDA)	22,102
Carry forward general activity (UDA)	0
18/19 Contracted orthodontic activity (UOA)	0
Carry forward orthodontic activity (UOA)	0
Baseline contract value	£499,023.85

ACCESS*

Patients seen in 24 months	Total	Change since previous quarter
Quarter ending December 2017	6,450	
Quarter ending March 2018	6,476	→
Quarter ending June 2018	6,471	→
Quarter ending September 2018	6,437	→
Quarter ending December 2018	6,406	→
Variance since December 2017	(0.7%)	→



ACTIVITY



Month	Adjusted Scheduled Activity (UDA)	
	2018	2019
April	866	729
May	2,360	1,656
June	4,061	2,758
July	6,410	4,741
August	8,137	6,541
September	9,362	7,527
October	11,379	9,002
November	13,197	10,755
December	14,559	11,695
January	15,966	
February	18,351	
March	20,214	
April	21,141	
May	21,154	
June	21,164	

QUALITY

	Quantity	Base Number	Contract	LHB	Wales
% of FP17s for the same patient ID Re-attending within 3 months - Children	132	1,919	6.9%	7.8%	10.9%
% of FP17s for the same patient ID Re-attending within 3 months - Adults	657	5,085	12.9%	13.1%	15.6%
% of FP17s for the same patient ID Re-attending between 3 & 9 months - Children	1,293	1,919	67.4%	59.0%	59.6%
% of FP17s for the same patient ID Re-attending between 3 & 9 months - Adults	2,769	5,085	54.5%	54.2%	55.6%
% of FP17s for Band 1 Urgent Courses	627	6,627	9.5%	8.2%	8.9%
% of FP17s Relating to Free Repair or Replacements	50	6,627	0.8%	0.7%	0.7%
% of FP17s Relating to Continuations	4	6,627	0.1%	0.8%	0.7%
% of Patients satisfied with the dentistry they have received	11	13	84.6%	92.9%	93.3%
% of Patients satisfied with the time they had to wait for an appointment	12	13	92.3%	86.7%	88.0%

* This is based on patients treated on this contract for their most recent course of treatment. Figures in italics indicate the base number of FP17s or Patient Questionnaire responses are less than 100. N/A is shown where the base number of responses is less than 10 during the period. % is calculated as Quantity/Base number*100

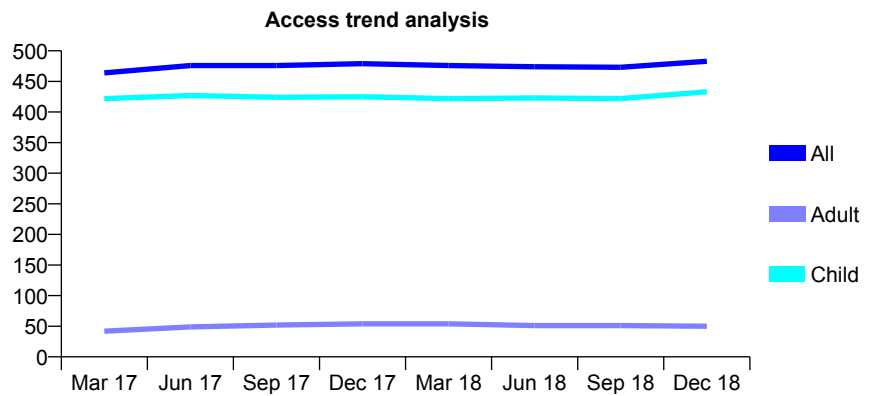
7A1 - Vital Signs At a Glance Contract Report for 170003/0001 - December 2018

Name or company name	Meacher & Associates Limited
Contract type name	GDS Contract
Purpose of contract	General
Contract start date	01/06/2010
Contract end date	

18/19 Contracted general activity (UDA)	975
Carry forward general activity (UDA)	-21
18/19 Contracted orthodontic activity (UOA)	0
Carry forward orthodontic activity (UOA)	0
Baseline contract value	£23,983.47

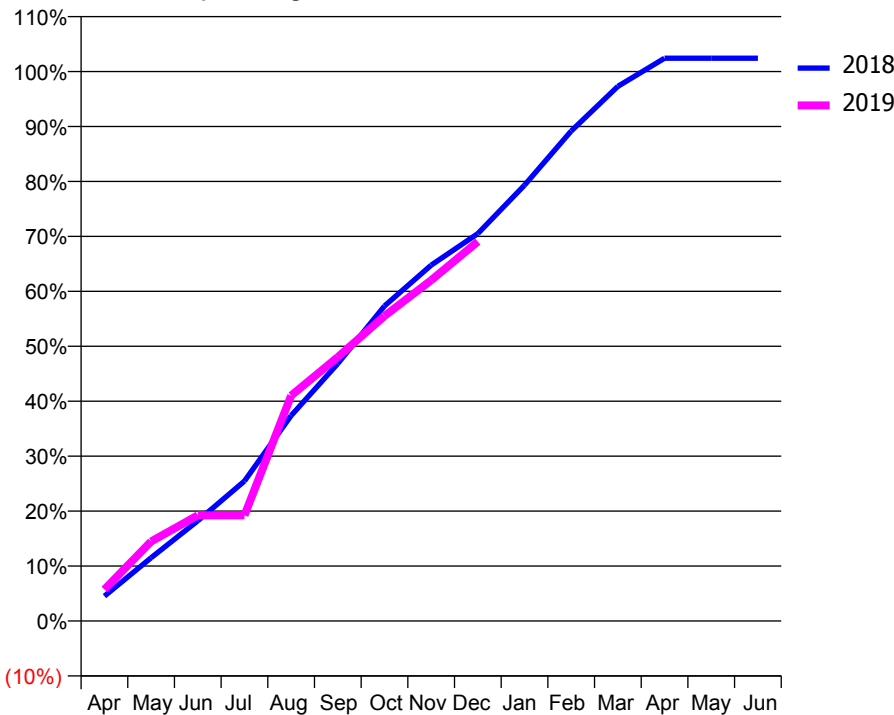
ACCESS*

Patients seen in 24 months	Total	Change since previous quarter
Quarter ending December 2017	479	
Quarter ending March 2018	476	→
Quarter ending June 2018	474	→
Quarter ending September 2018	473	→
Quarter ending December 2018	483	↑
Variance since December 2017	0.8%	→



ACTIVITY

Cumulative percentage of contracted UDA delivered 2018 & 2019



Month	Adjusted Scheduled Activity (UDA)	
	2018	2019
April	44	56
May	112	141
June	178	188
July	248	188
August	365	400
September	457	468
October	559	541
November	631	605
December	687	673
January	773	
February	869	
March	949	
April	999	
May	999	
June	999	

QUALITY

	Quantity	Base Number	Contract	LHB	Wales
% of FP17s for the same patient ID Re-attending within 3 months - Children	28	569	4.9%	7.8%	10.9%
% of FP17s for the same patient ID Re-attending within 3 months - Adults	0	0	N/A	13.1%	15.6%
% of FP17s for the same patient ID Re-attending between 3 & 9 months - Children	410	569	72.1%	59.0%	59.6%
% of FP17s for the same patient ID Re-attending between 3 & 9 months - Adults	0	0	N/A	54.2%	55.6%
% of FP17s for Band 1 Urgent Courses	21	529	4.0%	8.2%	8.9%
% of FP17s Relating to Free Repair or Replacements	0	529	0.0%	0.7%	0.7%
% of FP17s Relating to Continuations	0	529	0.0%	0.8%	0.7%
% of Patients satisfied with the dentistry they have received	1	1	N/A	92.9%	93.3%
% of Patients satisfied with the time they had to wait for an appointment	1	1	N/A	86.7%	88.0%

* This is based on patients treated on this contract for their most recent course of treatment. Figures in italics indicate the base number of FP17s or Patient Questionnaire responses are less than 100. N/A is shown where the base number of responses is less than 10 during the period. % is calculated as Quantity/Base number*100

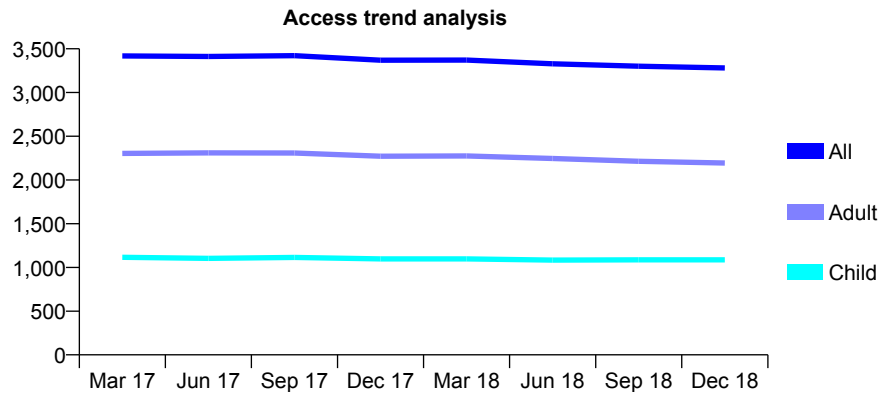
7A1 - Vital Signs At a Glance Contract Report for 173185/0001 - December 2018

Name or company name	Deintyddfa Deudraeth Dental Care Ltd.
Contract type name	GDS Contract
Purpose of contract	General and Orthodontic
Contract start date	01/05/2010
Contract end date	

18/19 Contracted general activity (UDA)	8,159
Carry forward general activity (UDA)	0
18/19 Contracted orthodontic activity (UOA)	1,143
Carry forward orthodontic activity (UOA)	-36
Baseline contract value	£311,186.52

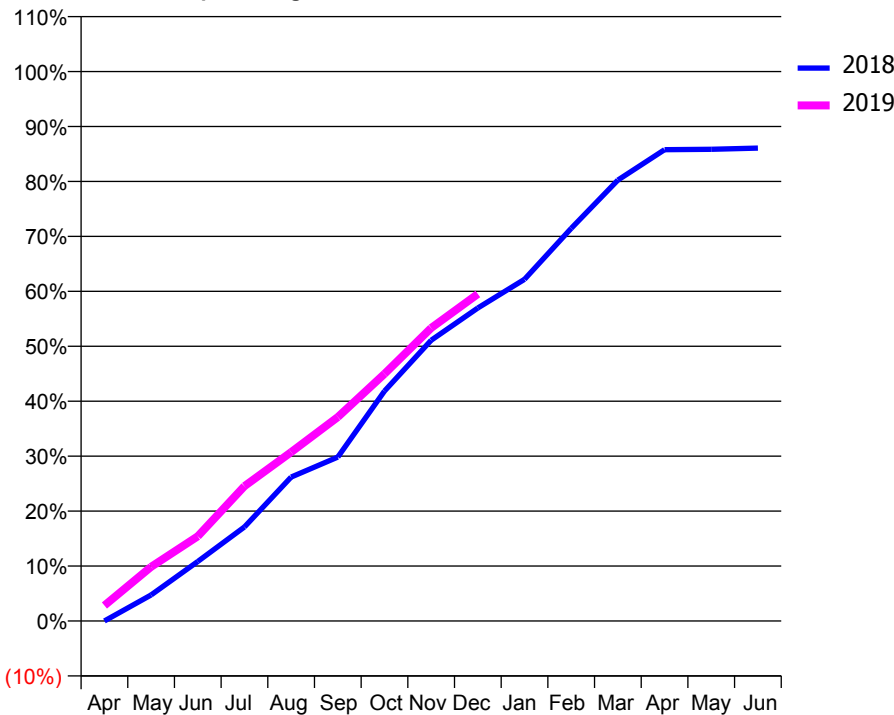
ACCESS*

Patients seen in 24 months	Total	Change since previous quarter
Quarter ending December 2017	3,369	
Quarter ending March 2018	3,371	→
Quarter ending June 2018	3,329	↓
Quarter ending September 2018	3,301	→
Quarter ending December 2018	3,281	→
Variance since December 2017	(2.6%)	↓



ACTIVITY

Cumulative percentage of contracted UDA delivered 2018 & 2019



Month	Adjusted Scheduled Activity (UDA)	
	2018	2019
April	0	230
May	388	804
June	884	1,259
July	1,397	2,003
August	2,137	2,508
September	2,434	3,029
October	3,415	3,669
November	4,169	4,351
December	4,648	4,856
January	5,074	
February	5,830	
March	6,546	
April	6,999	
May	7,004	
June	7,022	

QUALITY

	Quantity	Base Number	Contract	LHB	Wales
% of FP17s for the same patient ID Re-attending within 3 months - Children	59	1,333	4.4%	7.8%	10.9%
% of FP17s for the same patient ID Re-attending within 3 months - Adults	119	2,107	5.6%	13.1%	15.6%
% of FP17s for the same patient ID Re-attending between 3 & 9 months - Children	871	1,333	65.3%	59.0%	59.6%
% of FP17s for the same patient ID Re-attending between 3 & 9 months - Adults	1,353	2,107	64.2%	54.2%	55.6%
% of FP17s for Band 1 Urgent Courses	83	3,111	2.7%	8.2%	8.9%
% of FP17s Relating to Free Repair or Replacements	0	3,111	0.0%	0.7%	0.7%
% of FP17s Relating to Continuations	13	3,111	0.4%	0.8%	0.7%
% of Patients satisfied with the dentistry they have received	3	3	N/A	92.9%	93.3%
% of Patients satisfied with the time they had to wait for an appointment	2	3	N/A	86.7%	88.0%

* This is based on patients treated on this contract for their most recent course of treatment. Figures in italics indicate the base number of FP17s or Patient Questionnaire responses are less than 100. N/A is shown where the base number of responses is less than 10 during the period. % is calculated as Quantity/Base number*100

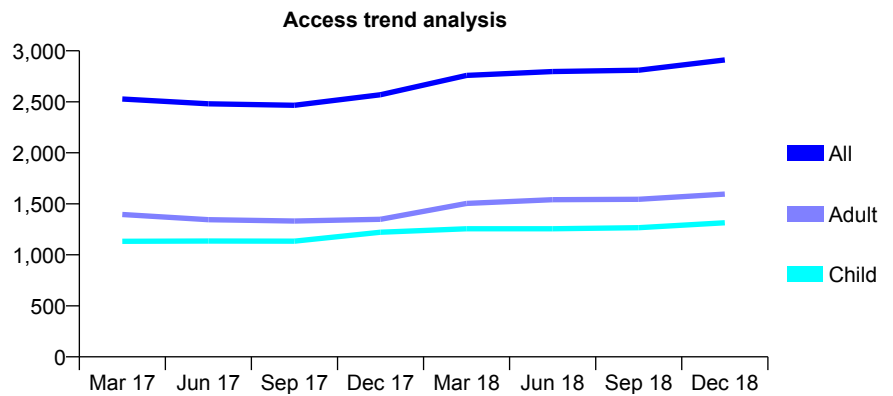
7A1 - Vital Signs At a Glance Contract Report for 173223/0001 - December 2018

Name or company name	The Kandy Lodge Dental Practice Partners
Contract type name	GDS Contract
Purpose of contract	General
Contract start date	01/12/2013
Contract end date	

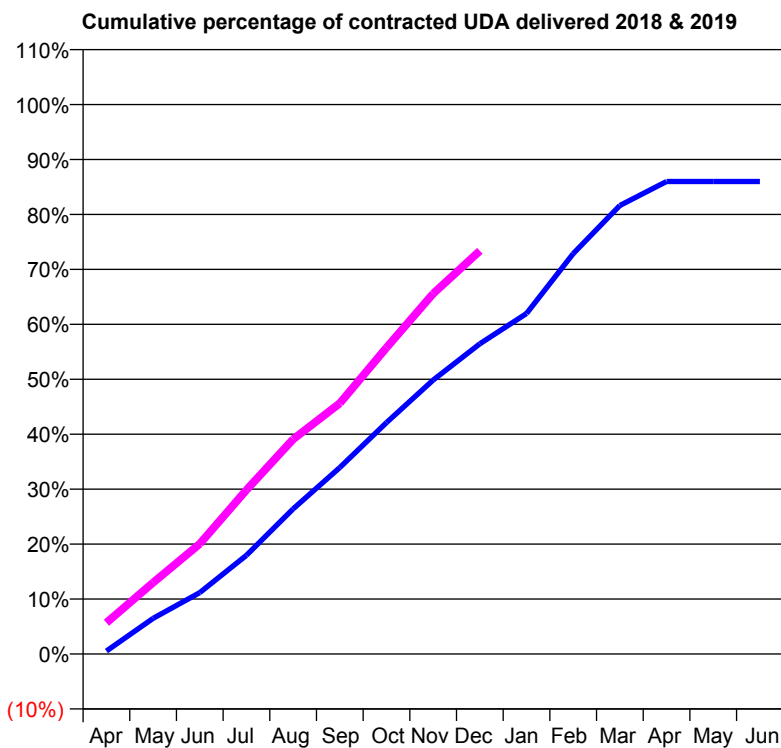
18/19 Contracted general activity (UDA)	8,420
Carry forward general activity (UDA)	0
18/19 Contracted orthodontic activity (UOA)	0
Carry forward orthodontic activity (UOA)	0
Baseline contract value	£168,444.26

ACCESS*

Patients seen in 24 months	Total	Change since previous quarter
Quarter ending December 2017	2,569	
Quarter ending March 2018	2,759	↑
Quarter ending June 2018	2,797	→
Quarter ending September 2018	2,810	→
Quarter ending December 2018	2,910	↑
Variance since December 2017	13.3%	↑



ACTIVITY



Month	Adjusted Scheduled Activity (UDA)	
	2018	2019
April	48	480
May	561	1,094
June	964	1,688
July	1,550	2,514
August	2,278	3,292
September	2,926	3,843
October	3,631	4,695
November	4,299	5,523
December	4,869	6,179
January	5,343	
February	6,284	
March	7,039	
April	7,416	
May	7,417	
June	7,417	

QUALITY

	Quantity	Base Number	Contract	LHB	Wales
% of FP17s for the same patient ID Re-attending within 3 months - Children	130	1,690	7.7%	7.8%	10.9%
% of FP17s for the same patient ID Re-attending within 3 months - Adults	241	1,848	13.0%	13.1%	15.6%
% of FP17s for the same patient ID Re-attending between 3 & 9 months - Children	1,137	1,690	67.3%	59.0%	59.6%
% of FP17s for the same patient ID Re-attending between 3 & 9 months - Adults	1,077	1,848	58.3%	54.2%	55.6%
% of FP17s for Band 1 Urgent Courses	320	3,363	9.5%	8.2%	8.9%
% of FP17s Relating to Free Repair or Replacements	10	3,363	0.3%	0.7%	0.7%
% of FP17s Relating to Continuations	24	3,363	0.7%	0.8%	0.7%
% of Patients satisfied with the dentistry they have received	6	6	N/A	92.9%	93.3%
% of Patients satisfied with the time they had to wait for an appointment	6	6	N/A	86.7%	88.0%

* This is based on patients treated on this contract for their most recent course of treatment. Figures in italics indicate the base number of FP17s or Patient Questionnaire responses are less than 100. N/A is shown where the base number of responses is less than 10 during the period. % is calculated as Quantity/Base number*100

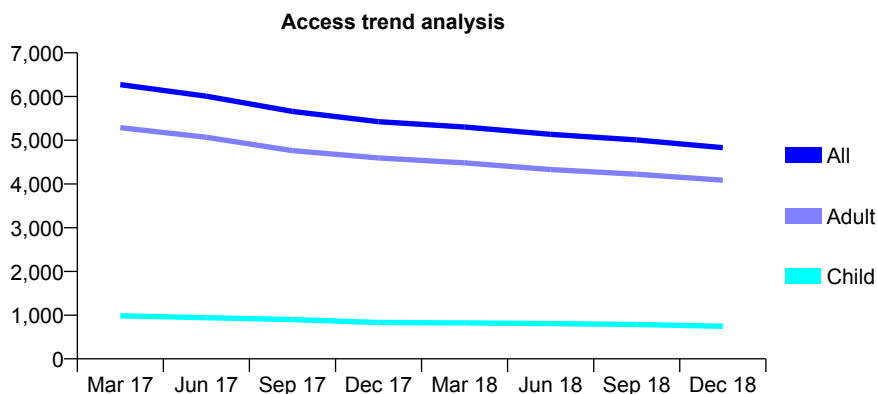
7A1 - Vital Signs At a Glance Contract Report for 175145/0001 - December 2018

Name or company name	Rhyl and Abergele Elwy Dental Partnership
Contract type name	GDS Contract
Purpose of contract	General
Contract start date	01/03/2011
Contract end date	

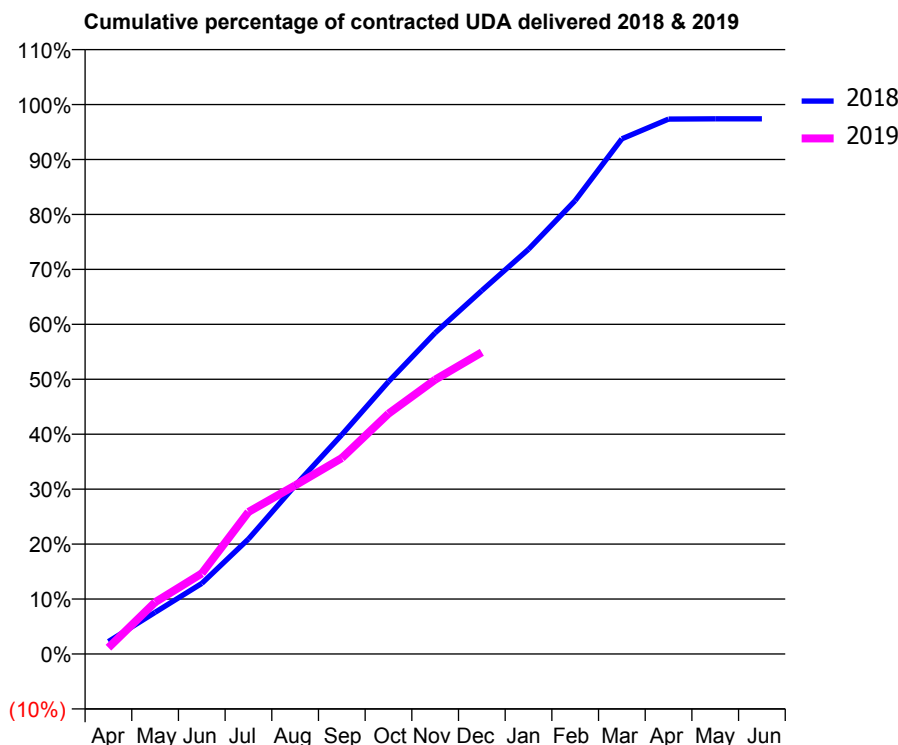
18/19 Contracted general activity (UDA)	19,286
Carry forward general activity (UDA)	441
18/19 Contracted orthodontic activity (UOA)	0
Carry forward orthodontic activity (UOA)	0
Baseline contract value	£534,707.27

ACCESS*

Patients seen in 24 months	Total	Change since previous quarter
Quarter ending December 2017	5,425	
Quarter ending March 2018	5,304	↓
Quarter ending June 2018	5,136	↓
Quarter ending September 2018	5,008	↓
Quarter ending December 2018	4,830	↓
Variance since December 2017	(11.0%)	↓



ACTIVITY



Month	Adjusted Scheduled Activity (UDA)	
	2018	2019
April	387	223
May	1,290	1,818
June	2,184	2,830
July	3,560	4,989
August	5,212	5,920
September	6,786	6,876
October	8,425	8,434
November	9,937	9,630
December	11,244	10,590
January	12,523	
February	14,029	
March	15,936	
April	16,550	
May	16,556	
June	16,559	

QUALITY

	Quantity	Base Number	Contract	LHB	Wales
% of FP17s for the same patient ID Re-attending within 3 months - Children	44	766	5.7%	7.8%	10.9%
% of FP17s for the same patient ID Re-attending within 3 months - Adults	679	4,360	15.6%	13.1%	15.6%
% of FP17s for the same patient ID Re-attending between 3 & 9 months - Children	364	766	47.5%	59.0%	59.6%
% of FP17s for the same patient ID Re-attending between 3 & 9 months - Adults	2,270	4,360	52.1%	54.2%	55.6%
% of FP17s for Band 1 Urgent Courses	583	4,881	11.9%	8.2%	8.9%
% of FP17s Relating to Free Repair or Replacements	69	4,881	1.4%	0.7%	0.7%
% of FP17s Relating to Continuations	23	4,881	0.5%	0.8%	0.7%
% of Patients satisfied with the dentistry they have received	19	21	90.5%	92.9%	93.3%
% of Patients satisfied with the time they had to wait for an appointment	15	21	71.4%	86.7%	88.0%

* This is based on patients treated on this contract for their most recent course of treatment. Figures in italics indicate the base number of FP17s or Patient Questionnaire responses are less than 100. N/A is shown where the base number of responses is less than 10 during the period. % is calculated as Quantity/Base number*100

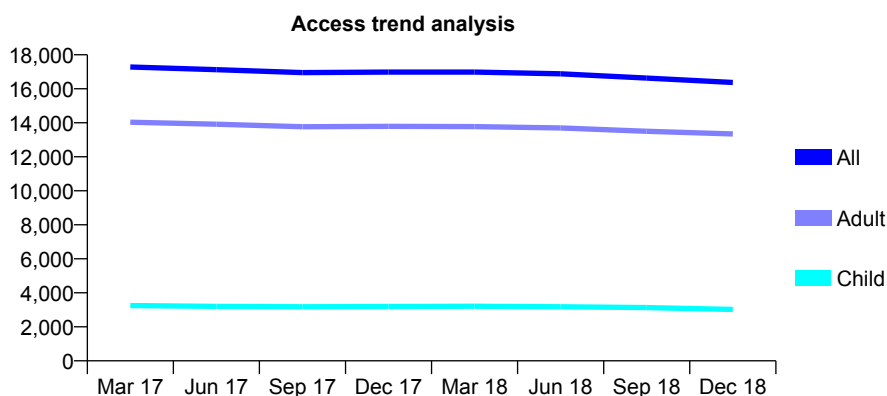
7A1 - Vital Signs At a Glance Contract Report for 175145/0002 - December 2018

Name or company name	Rhyl and Abergele Elwy Dental Partnership
Contract type name	GDS Contract
Purpose of contract	General and Orthodontic
Contract start date	01/03/2011
Contract end date	

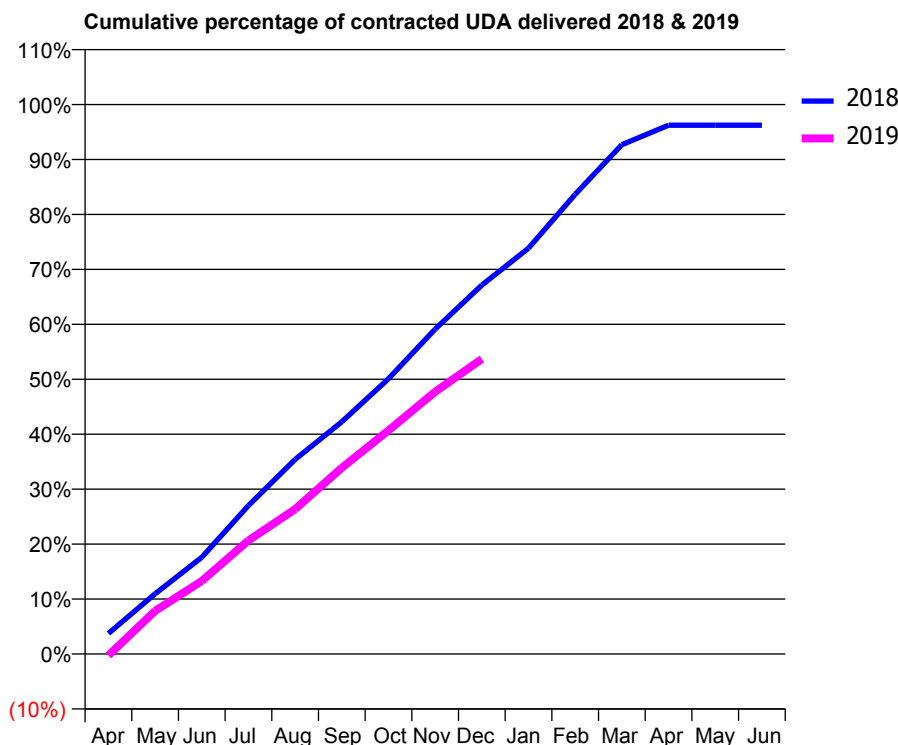
18/19 Contracted general activity (UDA)	48,000
Carry forward general activity (UDA)	1,808
18/19 Contracted orthodontic activity (UOA)	827
Carry forward orthodontic activity (UOA)	-31
Baseline contract value	£1,416,558.96

ACCESS*

Patients seen in 24 months	Total	Change since previous quarter
Quarter ending December 2017	16,986	
Quarter ending March 2018	16,987	→
Quarter ending June 2018	16,879	→
Quarter ending September 2018	16,630	↓
Quarter ending December 2018	16,375	↓
Variance since December 2017	(3.6%)	↓



ACTIVITY



Month	Adjusted Scheduled Activity (UDA)	
	2018	2019
April	1,798	-138
May	5,263	3,771
June	8,452	6,375
July	12,975	9,919
August	17,003	12,654
September	20,290	16,262
October	24,051	19,531
November	28,377	22,906
December	32,224	25,776
January	35,452	
February	40,159	
March	44,488	
April	46,190	
May	46,192	
June	46,192	

QUALITY

	Quantity	Base Number	Contract	LHB	Wales
% of FP17s for the same patient ID Re-attending within 3 months - Children	200	2,905	6.9%	7.8%	10.9%
% of FP17s for the same patient ID Re-attending within 3 months - Adults	1,522	12,537	12.1%	13.1%	15.6%
% of FP17s for the same patient ID Re-attending between 3 & 9 months - Children	1,252	2,905	43.1%	59.0%	59.6%
% of FP17s for the same patient ID Re-attending between 3 & 9 months - Adults	4,328	12,537	34.5%	54.2%	55.6%
% of FP17s for Band 1 Urgent Courses	1,167	14,609	8.0%	8.2%	8.9%
% of FP17s Relating to Free Repair or Replacements	41	14,609	0.3%	0.7%	0.7%
% of FP17s Relating to Continuations	169	14,609	1.2%	0.8%	0.7%
% of Patients satisfied with the dentistry they have received	38	43	88.4%	92.9%	93.3%
% of Patients satisfied with the time they had to wait for an appointment	38	43	88.4%	86.7%	88.0%

* This is based on patients treated on this contract for their most recent course of treatment. Figures in italics indicate the base number of FP17s or Patient Questionnaire responses are less than 100. N/A is shown where the base number of responses is less than 10 during the period. % is calculated as Quantity/Base number*100

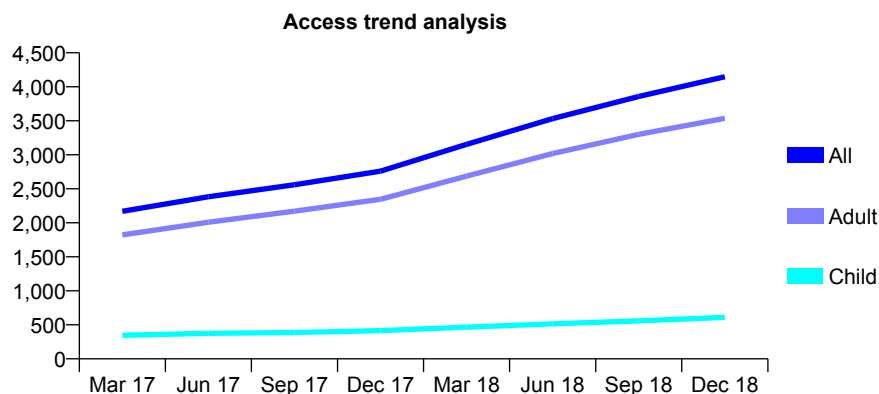
7A1 - Vital Signs At a Glance Contract Report for 175595/0001 - December 2018

Name or company name	MR QM JAFFRI
Contract type name	Pilot Contract
Purpose of contract	General
Contract start date	28/12/2015
Contract end date	

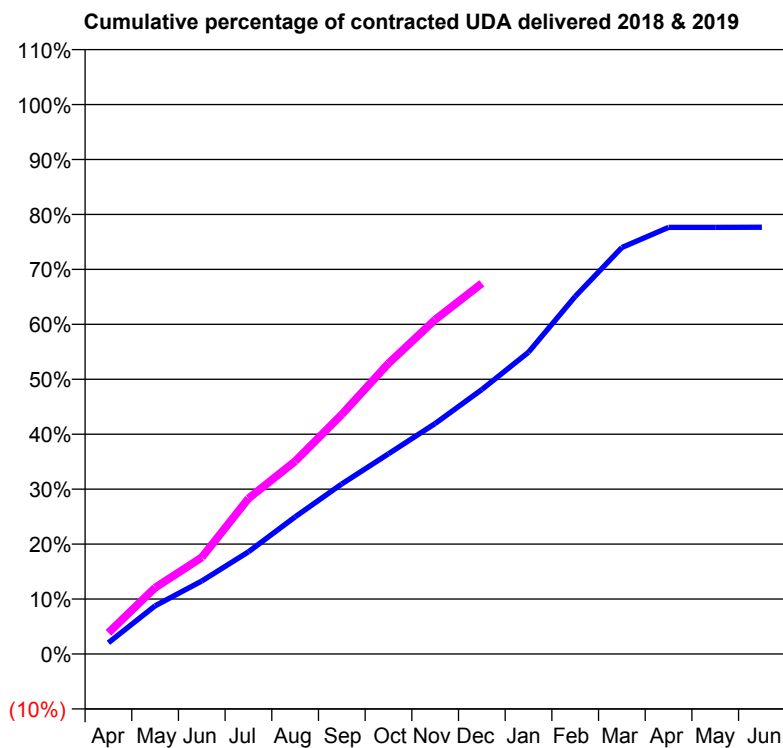
18/19 Contracted general activity (UDA)	14,710
Carry forward general activity (UDA)	0
18/19 Contracted orthodontic activity (UOA)	0
Carry forward orthodontic activity (UOA)	0
Baseline contract value	£362,724.66

ACCESS*

Patients seen in 24 months	Total	Change since previous quarter
Quarter ending December 2017	2,760	
Quarter ending March 2018	3,153	↑
Quarter ending June 2018	3,533	↑
Quarter ending September 2018	3,858	↑
Quarter ending December 2018	4,148	↑
Variance since December 2017	50.3%	↑



ACTIVITY



Month	Adjusted Scheduled Activity (UDA)	
	2018	2019
April	262	568
May	1,118	1,775
June	1,693	2,587
July	2,372	4,163
August	3,182	5,162
September	3,945	6,414
October	4,644	7,781
November	5,348	8,952
December	6,136	9,921
January	7,003	
February	8,297	
March	9,431	
April	9,898	
May	9,898	
June	9,903	

QUALITY

	Quantity	Base Number	Contract	LHB	Wales
% of FP17s for the same patient ID Re-attending within 3 months - Children	28	637	4.4%	7.8%	10.9%
% of FP17s for the same patient ID Re-attending within 3 months - Adults	520	3,850	13.5%	13.1%	15.6%
% of FP17s for the same patient ID Re-attending between 3 & 9 months - Children	216	637	33.9%	59.0%	59.6%
% of FP17s for the same patient ID Re-attending between 3 & 9 months - Adults	1,514	3,850	39.3%	54.2%	55.6%
% of FP17s for Band 1 Urgent Courses	456	4,312	10.6%	8.2%	8.9%
% of FP17s Relating to Free Repair or Replacements	41	4,312	1.0%	0.7%	0.7%
% of FP17s Relating to Continuations	54	4,312	1.3%	0.8%	0.7%
% of Patients satisfied with the dentistry they have received	11	11	100.0%	92.9%	93.3%
% of Patients satisfied with the time they had to wait for an appointment	11	11	100.0%	86.7%	88.0%

* This is based on patients treated on this contract for their most recent course of treatment. Figures in italics indicate the base number of FP17s or Patient Questionnaire responses are less than 100. N/A is shown where the base number of responses is less than 10 during the period. % is calculated as Quantity/Base number*100

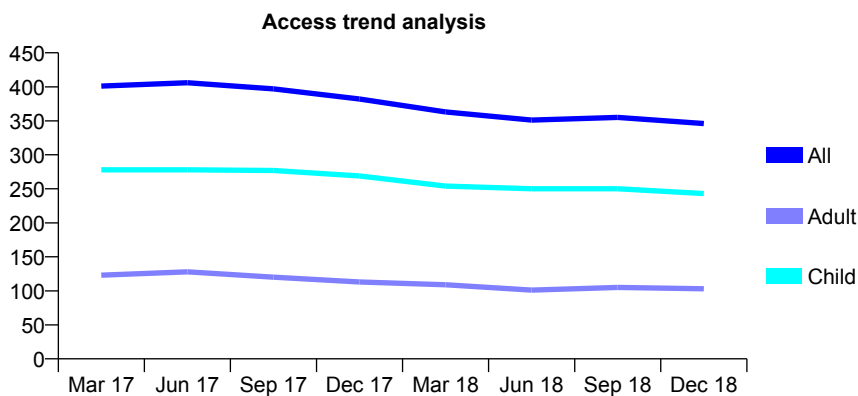
7A1 - Vital Signs At a Glance Contract Report for 175897/0001 - December 2018

Name or company name	C Aston
Contract type name	GDS Contract
Purpose of contract	General
Contract start date	25/07/2015
Contract end date	

18/19 Contracted general activity (UDA)	1,160
Carry forward general activity (UDA)	0
18/19 Contracted orthodontic activity (UOA)	0
Carry forward orthodontic activity (UOA)	0
Baseline contract value	£28,162.10

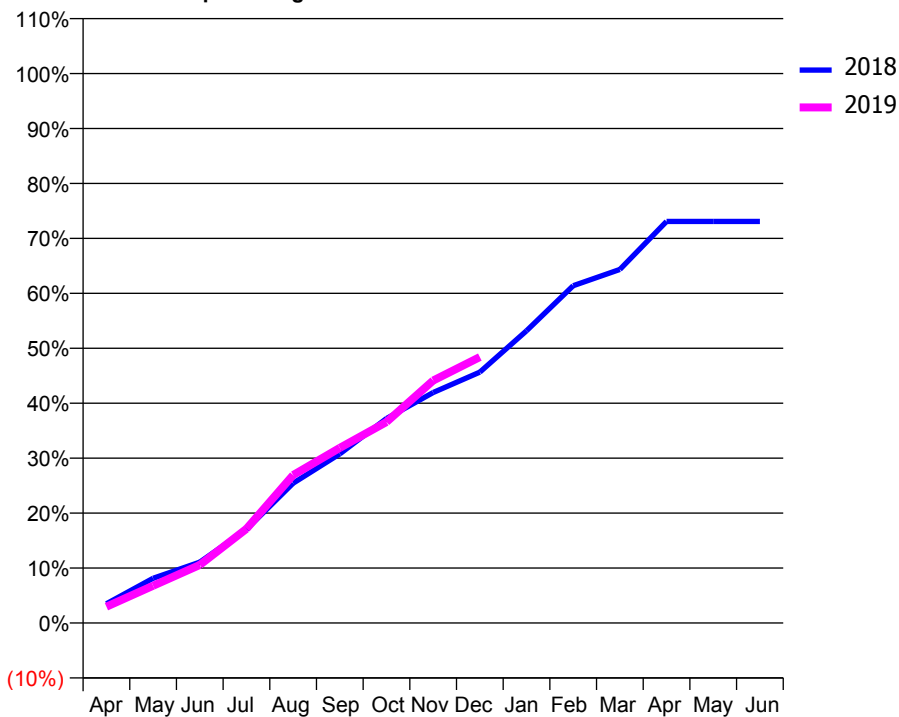
ACCESS*

Patients seen in 24 months	Total	Change since previous quarter
Quarter ending December 2017	382	
Quarter ending March 2018	363	↓
Quarter ending June 2018	351	↓
Quarter ending September 2018	355	→
Quarter ending December 2018	346	↓
Variance since December 2017	(9.4%)	↓



ACTIVITY

Cumulative percentage of contracted UDA delivered 2018 & 2019



Month	Adjusted Scheduled Activity (UDA)	
	2018	2019
April	41	34
May	94	79
June	128	123
July	198	199
August	295	312
September	357	370
October	432	424
November	487	512
December	530	561
January	617	
February	712	
March	746	
April	848	
May	848	
June	848	

QUALITY

	Quantity	Base Number	Contract	LHB	Wales
% of FP17s for the same patient ID Re-attending within 3 months - Children	14	289	4.8%	7.8%	10.9%
% of FP17s for the same patient ID Re-attending within 3 months - Adults	12	93	12.9%	13.1%	15.6%
% of FP17s for the same patient ID Re-attending between 3 & 9 months - Children	187	289	64.7%	59.0%	59.6%
% of FP17s for the same patient ID Re-attending between 3 & 9 months - Adults	57	93	61.3%	54.2%	55.6%
% of FP17s for Band 1 Urgent Courses	17	349	4.9%	8.2%	8.9%
% of FP17s Relating to Free Repair or Replacements	0	349	0.0%	0.7%	0.7%
% of FP17s Relating to Continuations	0	349	0.0%	0.8%	0.7%
% of Patients satisfied with the dentistry they have received	0	0	N/A	92.9%	93.3%
% of Patients satisfied with the time they had to wait for an appointment	0	0	N/A	86.7%	88.0%

* This is based on patients treated on this contract for their most recent course of treatment. Figures in italics indicate the base number of FP17s or Patient Questionnaire responses are less than 100. N/A is shown where the base number of responses is less than 10 during the period. % is calculated as Quantity/Base number*100

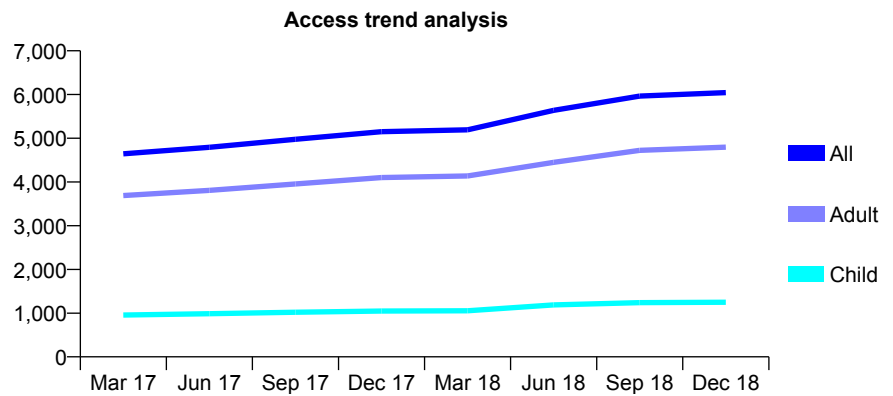
7A1 - Vital Signs At a Glance Contract Report for 182532/0001 - December 2018

Name or company name	R Jotangia
Contract type name	GDS Contract
Purpose of contract	General
Contract start date	18/04/2012
Contract end date	

18/19 Contracted general activity (UDA)	18,856
Carry forward general activity (UDA)	35
18/19 Contracted orthodontic activity (UOA)	0
Carry forward orthodontic activity (UOA)	0
Baseline contract value	£445,674.89

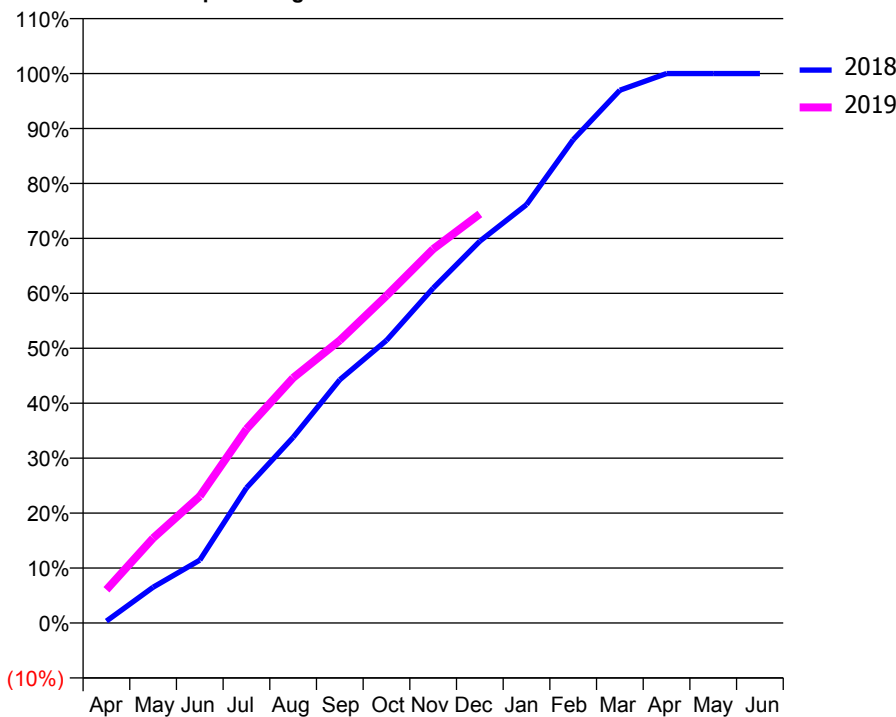
ACCESS*

Patients seen in 24 months	Total	Change since previous quarter
Quarter ending December 2017	5,149	
Quarter ending March 2018	5,192	→
Quarter ending June 2018	5,637	↑
Quarter ending September 2018	5,963	↑
Quarter ending December 2018	6,045	→
Variance since December 2017	17.4%	↑



ACTIVITY

Cumulative percentage of contracted UDA delivered 2018 & 2019



Month	Adjusted Scheduled Activity (UDA)	
	2018	2019
April	55	1,140
May	1,050	2,914
June	1,844	4,351
July	3,959	6,657
August	5,442	8,410
September	7,131	9,698
October	8,284	11,229
November	9,814	12,832
December	11,189	14,038
January	12,259	
February	14,165	
March	15,615	
April	16,101	
May	16,101	
June	16,101	

QUALITY

	Quantity	Base Number	Contract	LHB	Wales
% of FP17s for the same patient ID Re-attending within 3 months - Children	73	1,435	5.1%	7.8%	10.9%
% of FP17s for the same patient ID Re-attending within 3 months - Adults	486	4,909	9.9%	13.1%	15.6%
% of FP17s for the same patient ID Re-attending between 3 & 9 months - Children	809	1,435	56.4%	59.0%	59.6%
% of FP17s for the same patient ID Re-attending between 3 & 9 months - Adults	2,278	4,909	46.4%	54.2%	55.6%
% of FP17s for Band 1 Urgent Courses	377	6,130	6.2%	8.2%	8.9%
% of FP17s Relating to Free Repair or Replacements	21	6,130	0.3%	0.7%	0.7%
% of FP17s Relating to Continuations	66	6,130	1.1%	0.8%	0.7%
% of Patients satisfied with the dentistry they have received	23	24	95.8%	92.9%	93.3%
% of Patients satisfied with the time they had to wait for an appointment	20	24	83.3%	86.7%	88.0%

* This is based on patients treated on this contract for their most recent course of treatment. Figures in italics indicate the base number of FP17s or Patient Questionnaire responses are less than 100. N/A is shown where the base number of responses is less than 10 during the period. % is calculated as Quantity/Base number*100

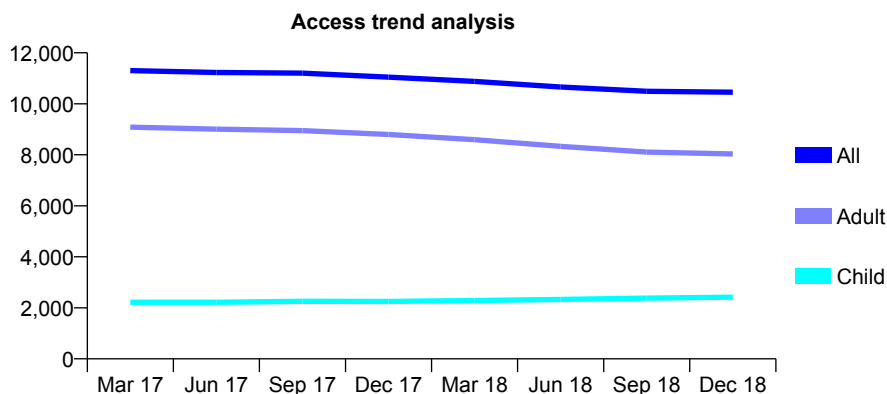
7A1 - Vital Signs At a Glance Contract Report for 186023/0001 - December 2018

Name or company name	D N Dental Limited
Contract type name	Pilot Contract
Purpose of contract	General
Contract start date	01/05/2012
Contract end date	

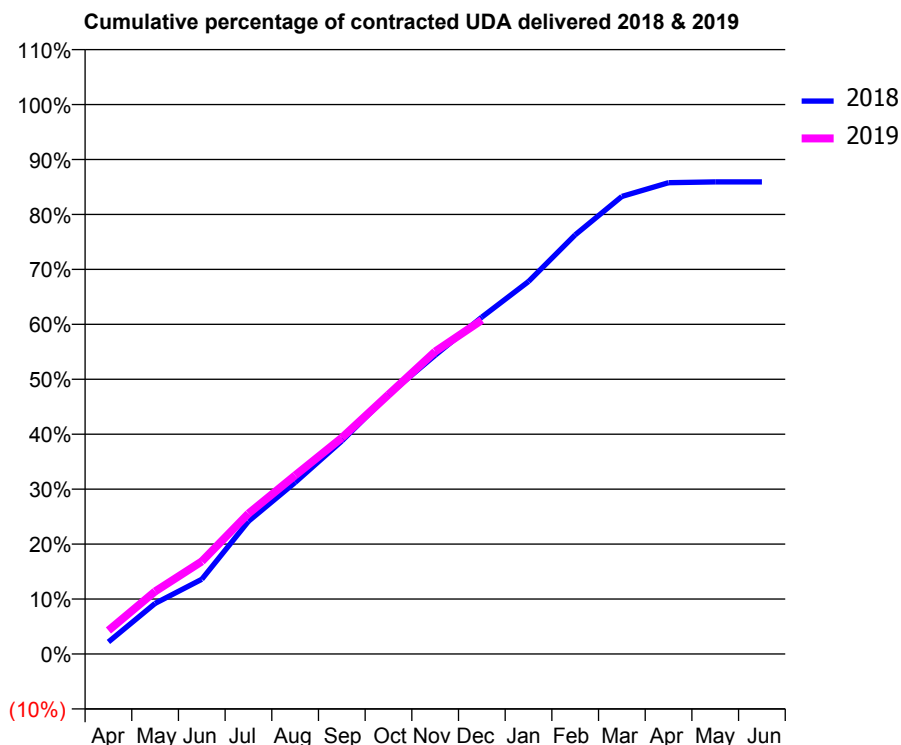
18/19 Contracted general activity (UDA)	36,000
Carry forward general activity (UDA)	0
18/19 Contracted orthodontic activity (UOA)	0
Carry forward orthodontic activity (UOA)	0
Baseline contract value	£885,585.83

ACCESS*

Patients seen in 24 months	Total	Change since previous quarter
Quarter ending December 2017	11,047	
Quarter ending March 2018	10,878	↓
Quarter ending June 2018	10,660	↓
Quarter ending September 2018	10,489	↓
Quarter ending December 2018	10,453	→
Variance since December 2017	(5.4%)	↓



ACTIVITY



Month	Adjusted Scheduled Activity (UDA)	
	2018	2019
April	794	1,545
May	3,320	4,105
June	4,899	6,068
July	8,693	9,203
August	11,238	11,698
September	13,957	14,163
October	16,983	16,993
November	19,576	19,818
December	22,069	21,880
January	24,407	
February	27,466	
March	29,978	
April	30,880	
May	30,926	
June	30,933	

QUALITY

	Quantity	Base Number	Contract	LHB	Wales
% of FP17s for the same patient ID Re-attending within 3 months - Children	153	2,753	5.6%	7.8%	10.9%
% of FP17s for the same patient ID Re-attending within 3 months - Adults	1,129	9,255	12.2%	13.1%	15.6%
% of FP17s for the same patient ID Re-attending between 3 & 9 months - Children	1,723	2,753	62.6%	59.0%	59.6%
% of FP17s for the same patient ID Re-attending between 3 & 9 months - Adults	5,873	9,255	63.5%	54.2%	55.6%
% of FP17s for Band 1 Urgent Courses	630	11,479	5.5%	8.2%	8.9%
% of FP17s Relating to Free Repair or Replacements	86	11,479	0.7%	0.7%	0.7%
% of FP17s Relating to Continuations	66	11,479	0.6%	0.8%	0.7%
% of Patients satisfied with the dentistry they have received	18	18	100.0%	92.9%	93.3%
% of Patients satisfied with the time they had to wait for an appointment	17	18	94.4%	86.7%	88.0%

* This is based on patients treated on this contract for their most recent course of treatment. Figures in italics indicate the base number of FP17s or Patient Questionnaire responses are less than 100. N/A is shown where the base number of responses is less than 10 during the period. % is calculated as Quantity/Base number*100

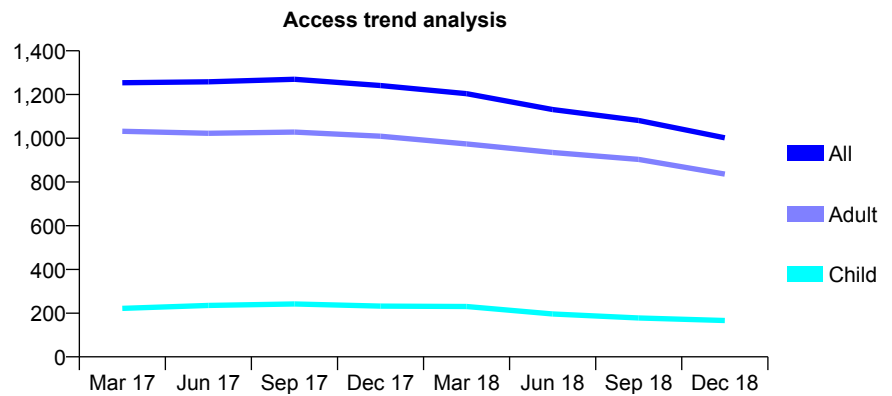
7A1 - Vital Signs At a Glance Contract Report for 187011/0002 - December 2018

Name or company name	Betsi Cadwaladr University Health Board
Contract type name	PDS Contract
Purpose of contract	General
Contract start date	01/04/2006
Contract end date	31/03/2019

18/19 Contracted general activity (UDA)	3,605
Carry forward general activity (UDA)	0
18/19 Contracted orthodontic activity (UOA)	0
Carry forward orthodontic activity (UOA)	0
Baseline contract value	£71,901.76

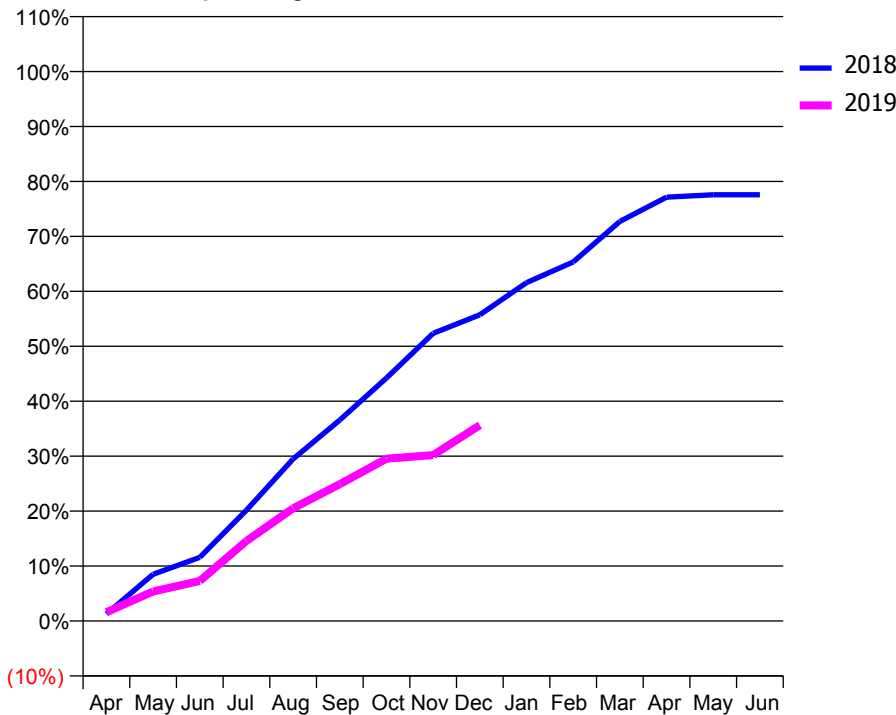
ACCESS*

Patients seen in 24 months	Total	Change since previous quarter
Quarter ending December 2017	1,241	
Quarter ending March 2018	1,204	↓
Quarter ending June 2018	1,131	↓
Quarter ending September 2018	1,081	↓
Quarter ending December 2018	1,002	↓
Variance since December 2017	(19.3%)	↓



ACTIVITY

Cumulative percentage of contracted UDA delivered 2018 & 2019



Month	Adjusted Scheduled Activity (UDA)	
	2018	2019
April	47	58
May	307	194
June	418	263
July	728	525
August	1,063	740
September	1,319	898
October	1,594	1,065
November	1,887	1,088
December	2,009	1,284
January	2,220	
February	2,356	
March	2,621	
April	2,781	
May	2,796	
June	2,796	

QUALITY

	Quantity	Base Number	Contract	LHB	Wales
% of FP17s for the same patient ID Re-attending within 3 months - Children	2	88	2.3%	7.8%	10.9%
% of FP17s for the same patient ID Re-attending within 3 months - Adults	65	561	11.6%	13.1%	15.6%
% of FP17s for the same patient ID Re-attending between 3 & 9 months - Children	21	88	23.9%	59.0%	59.6%
% of FP17s for the same patient ID Re-attending between 3 & 9 months - Adults	180	561	32.1%	54.2%	55.6%
% of FP17s for Band 1 Urgent Courses	95	578	16.4%	8.2%	8.9%
% of FP17s Relating to Free Repair or Replacements	0	578	0.0%	0.7%	0.7%
% of FP17s Relating to Continuations	1	578	0.2%	0.8%	0.7%
% of Patients satisfied with the dentistry they have received	2	2	N/A	92.9%	93.3%
% of Patients satisfied with the time they had to wait for an appointment	1	2	N/A	86.7%	88.0%

* This is based on patients treated on this contract for their most recent course of treatment. Figures in italics indicate the base number of FP17s or Patient Questionnaire responses are less than 100. N/A is shown where the base number of responses is less than 10 during the period. % is calculated as Quantity/Base number*100

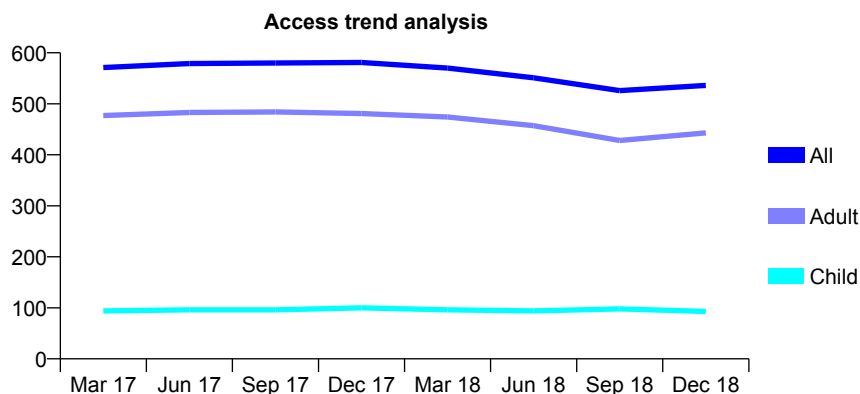
7A1 - Vital Signs At a Glance Contract Report for 187011/0004 - December 2018

Name or company name	Betsi Cadwaladr University Health Board
Contract type name	PDS Contract
Purpose of contract	General
Contract start date	01/04/2006
Contract end date	31/03/2019

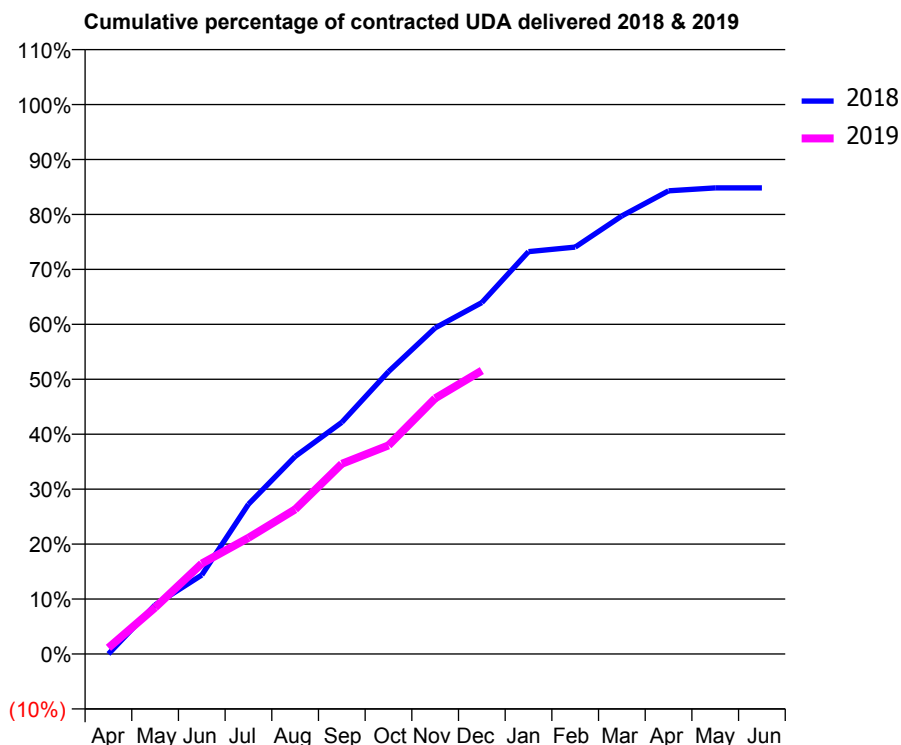
18/19 Contracted general activity (UDA)	1,500
Carry forward general activity (UDA)	0
18/19 Contracted orthodontic activity (UOA)	0
Carry forward orthodontic activity (UOA)	0
Baseline contract value	£38,171.97

ACCESS*

Patients seen in 24 months	Total	Change since previous quarter
Quarter ending December 2017	581	
Quarter ending March 2018	570	↓
Quarter ending June 2018	551	↓
Quarter ending September 2018	526	↓
Quarter ending December 2018	536	→
Variance since December 2017	(7.7%)	↓



ACTIVITY



Month	Adjusted Scheduled Activity (UDA)	
	2018	2019
April	0	17
May	134	127
June	216	247
July	409	317
August	539	395
September	632	519
October	771	570
November	890	698
December	959	774
January	1,098	
February	1,111	
March	1,196	
April	1,264	
May	1,272	
June	1,272	

QUALITY

	Quantity	Base Number	Contract	LHB	Wales
% of FP17s for the same patient ID Re-attending within 3 months - Children	0	53	0.0%	7.8%	10.9%
% of FP17s for the same patient ID Re-attending within 3 months - Adults	7	261	2.7%	13.1%	15.6%
% of FP17s for the same patient ID Re-attending between 3 & 9 months - Children	12	53	22.6%	59.0%	59.6%
% of FP17s for the same patient ID Re-attending between 3 & 9 months - Adults	63	261	24.1%	54.2%	55.6%
% of FP17s for Band 1 Urgent Courses	18	280	6.4%	8.2%	8.9%
% of FP17s Relating to Free Repair or Replacements	0	280	0.0%	0.7%	0.7%
% of FP17s Relating to Continuations	0	280	0.0%	0.8%	0.7%
% of Patients satisfied with the dentistry they have received	2	2	N/A	92.9%	93.3%
% of Patients satisfied with the time they had to wait for an appointment	1	2	N/A	86.7%	88.0%

* This is based on patients treated on this contract for their most recent course of treatment. Figures in italics indicate the base number of FP17s or Patient Questionnaire responses are less than 100. N/A is shown where the base number of responses is less than 10 during the period. % is calculated as Quantity/Base number*100

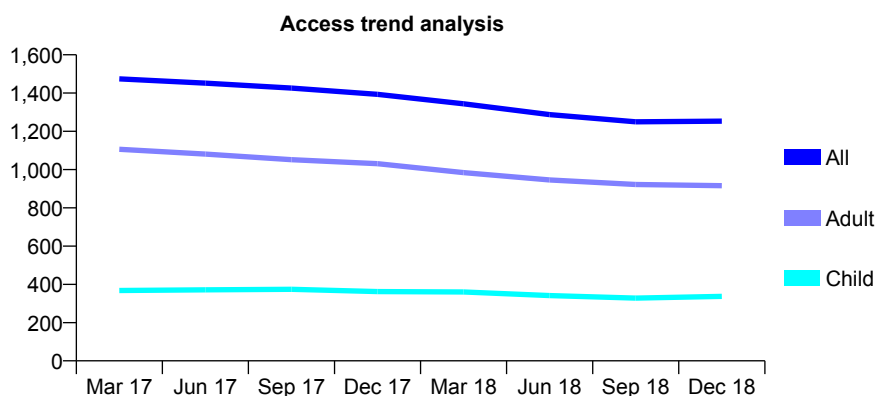
7A1 - Vital Signs At a Glance Contract Report for 187011/0005 - December 2018

Name or company name	Betsi Cadwaladr University Health Board
Contract type name	PDS Contract
Purpose of contract	General
Contract start date	02/04/2006
Contract end date	31/03/2019

18/19 Contracted general activity (UDA)	3,200
Carry forward general activity (UDA)	0
18/19 Contracted orthodontic activity (UOA)	0
Carry forward orthodontic activity (UOA)	0
Baseline contract value	£86,241.40

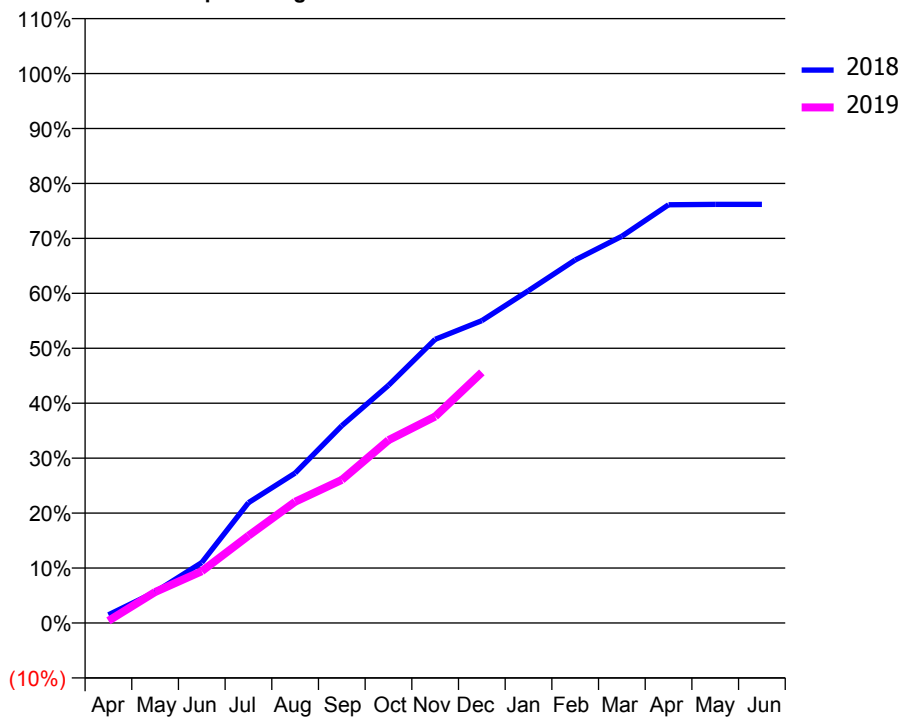
ACCESS*

Patients seen in 24 months	Total	Change since previous quarter
Quarter ending December 2017	1,393	
Quarter ending March 2018	1,344	↓
Quarter ending June 2018	1,287	↓
Quarter ending September 2018	1,250	↓
Quarter ending December 2018	1,253	→
Variance since December 2017	(10.1%)	↓



ACTIVITY

Cumulative percentage of contracted UDA delivered 2018 & 2019



Month	Adjusted Scheduled Activity (UDA)	
	2018	2019
April	47	13
May	180	180
June	352	302
July	701	508
August	873	706
September	1,149	833
October	1,384	1,065
November	1,652	1,202
December	1,761	1,459
January	1,936	
February	2,114	
March	2,252	
April	2,436	
May	2,438	
June	2,438	

QUALITY

	Quantity	Base Number	Contract	LHB	Wales
% of FP17s for the same patient ID Re-attending within 3 months - Children	10	230	4.3%	7.8%	10.9%
% of FP17s for the same patient ID Re-attending within 3 months - Adults	33	622	5.3%	13.1%	15.6%
% of FP17s for the same patient ID Re-attending between 3 & 9 months - Children	78	230	33.9%	59.0%	59.6%
% of FP17s for the same patient ID Re-attending between 3 & 9 months - Adults	190	622	30.5%	54.2%	55.6%
% of FP17s for Band 1 Urgent Courses	57	773	7.4%	8.2%	8.9%
% of FP17s Relating to Free Repair or Replacements	4	773	0.5%	0.7%	0.7%
% of FP17s Relating to Continuations	3	773	0.4%	0.8%	0.7%
% of Patients satisfied with the dentistry they have received	1	1	N/A	92.9%	93.3%
% of Patients satisfied with the time they had to wait for an appointment	1	1	N/A	86.7%	88.0%

* This is based on patients treated on this contract for their most recent course of treatment. Figures in italics indicate the base number of FP17s or Patient Questionnaire responses are less than 100. N/A is shown where the base number of responses is less than 10 during the period. % is calculated as Quantity/Base number*100

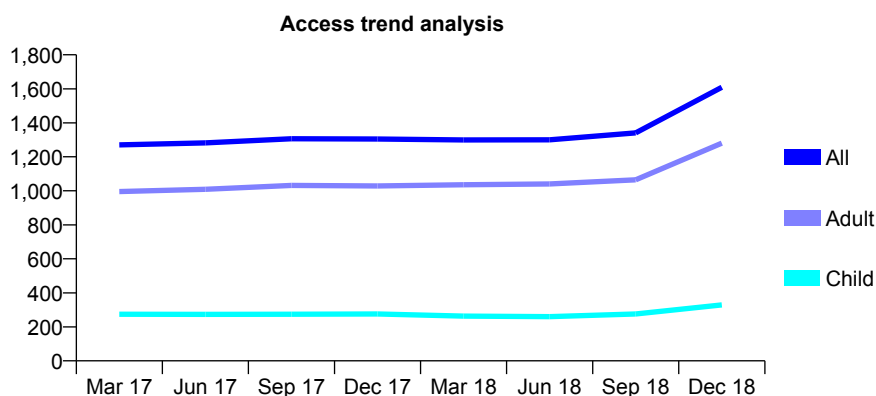
7A1 - Vital Signs At a Glance Contract Report for 188042/0001 - December 2018

Name or company name	T Ferguson
Contract type name	GDS Contract
Purpose of contract	General
Contract start date	01/08/2014
Contract end date	

18/19 Contracted general activity (UDA)	7,852
Carry forward general activity (UDA)	0
18/19 Contracted orthodontic activity (UOA)	0
Carry forward orthodontic activity (UOA)	0
Baseline contract value	£225,664.13

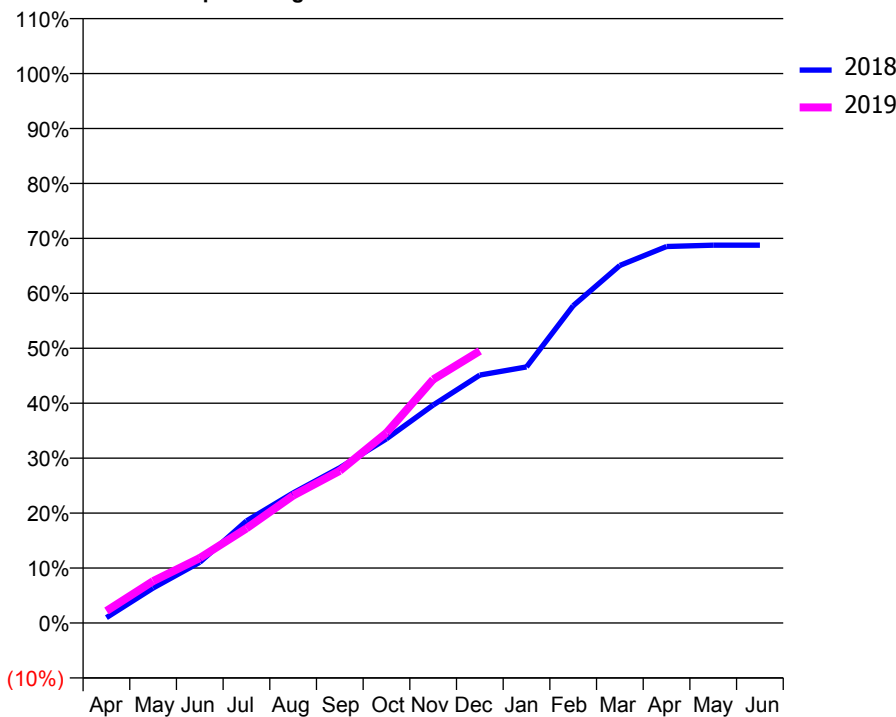
ACCESS*

Patients seen in 24 months	Total	Change since previous quarter
Quarter ending December 2017	1,305	
Quarter ending March 2018	1,299	→
Quarter ending June 2018	1,300	→
Quarter ending September 2018	1,341	↑
Quarter ending December 2018	1,609	↑
Variance since December 2017	23.3%	↑



ACTIVITY

Cumulative percentage of contracted UDA delivered 2018 & 2019



Month	Adjusted Scheduled Activity (UDA)	
	2018	2019
April	57	173
May	370	600
June	642	928
July	1,079	1,351
August	1,376	1,820
September	1,642	2,175
October	1,948	2,719
November	2,305	3,481
December	2,622	3,888
January	2,709	
February	3,355	
March	3,781	
April	3,981	
May	3,996	
June	3,996	

QUALITY

	Quantity	Base Number	Contract	LHB	Wales
% of FP17s for the same patient ID Re-attending within 3 months - Children	25	371	6.7%	7.8%	10.9%
% of FP17s for the same patient ID Re-attending within 3 months - Adults	267	1,542	17.3%	13.1%	15.6%
% of FP17s for the same patient ID Re-attending between 3 & 9 months - Children	183	371	49.3%	59.0%	59.6%
% of FP17s for the same patient ID Re-attending between 3 & 9 months - Adults	763	1,542	49.5%	54.2%	55.6%
% of FP17s for Band 1 Urgent Courses	87	1,795	4.8%	8.2%	8.9%
% of FP17s Relating to Free Repair or Replacements	16	1,795	0.9%	0.7%	0.7%
% of FP17s Relating to Continuations	10	1,795	0.6%	0.8%	0.7%
% of Patients satisfied with the dentistry they have received	0	0	N/A	92.9%	93.3%
% of Patients satisfied with the time they had to wait for an appointment	0	0	N/A	86.7%	88.0%

* This is based on patients treated on this contract for their most recent course of treatment. Figures in italics indicate the base number of FP17s or Patient Questionnaire responses are less than 100. N/A is shown where the base number of responses is less than 10 during the period. % is calculated as Quantity/Base number*100

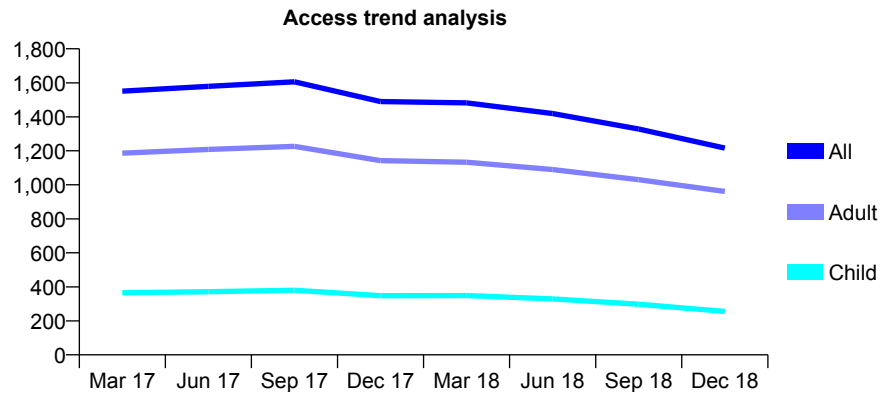
7A1 - Vital Signs At a Glance Contract Report for 192163/0001 - December 2018

Name or company name	Betsi Cadwaladr University Health Board
Contract type name	PDS Contract
Purpose of contract	General
Contract start date	29/03/2010
Contract end date	31/03/2019

18/19 Contracted general activity (UDA)	4,368
Carry forward general activity (UDA)	0
18/19 Contracted orthodontic activity (UOA)	0
Carry forward orthodontic activity (UOA)	0
Baseline contract value	£173,867.16

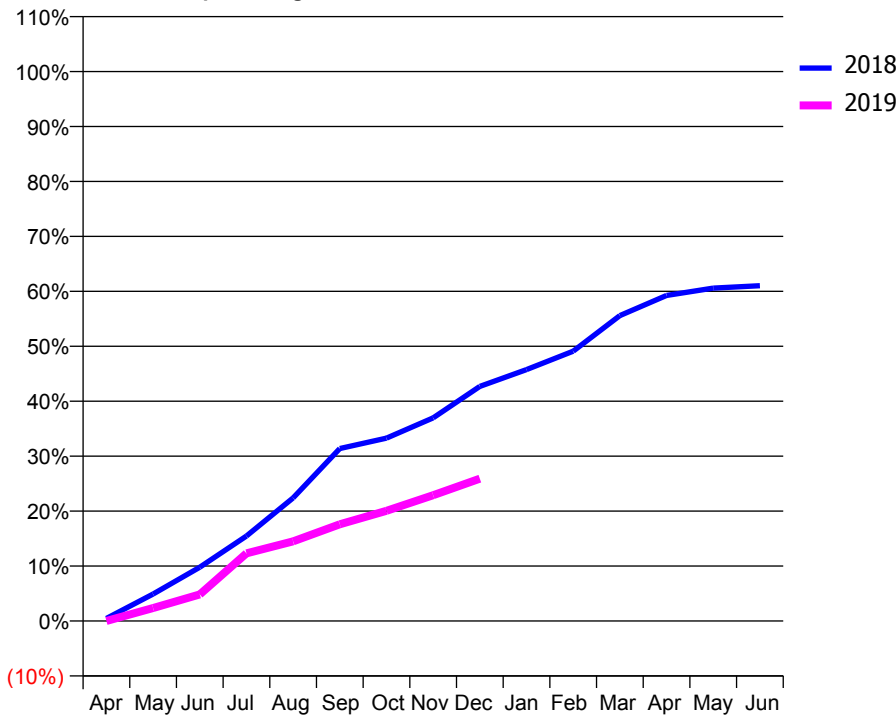
ACCESS*

Patients seen in 24 months	Total	Change since previous quarter
Quarter ending December 2017	1,490	
Quarter ending March 2018	1,482	→
Quarter ending June 2018	1,419	↓
Quarter ending September 2018	1,328	↓
Quarter ending December 2018	1,216	↓
Variance since December 2017	(18.4%)	↓



ACTIVITY

Cumulative percentage of contracted UDA delivered 2018 & 2019



Month	Adjusted Scheduled Activity (UDA)	
	2018	2019
April	20	0
May	214	104
June	427	211
July	676	538
August	979	634
September	1,371	769
October	1,454	877
November	1,615	1,000
December	1,865	1,131
January	1,999	
February	2,144	
March	2,428	
April	2,588	
May	2,646	
June	2,665	

QUALITY

	Quantity	Base Number	Contract	LHB	Wales
% of FP17s for the same patient ID Re-attending within 3 months - Children	9	133	6.8%	7.8%	10.9%
% of FP17s for the same patient ID Re-attending within 3 months - Adults	67	536	12.5%	13.1%	15.6%
% of FP17s for the same patient ID Re-attending between 3 & 9 months - Children	22	133	16.5%	59.0%	59.6%
% of FP17s for the same patient ID Re-attending between 3 & 9 months - Adults	142	536	26.5%	54.2%	55.6%
% of FP17s for Band 1 Urgent Courses	162	502	32.3%	8.2%	8.9%
% of FP17s Relating to Free Repair or Replacements	4	502	0.8%	0.7%	0.7%
% of FP17s Relating to Continuations	1	502	0.2%	0.8%	0.7%
% of Patients satisfied with the dentistry they have received	0	0	N/A	92.9%	93.3%
% of Patients satisfied with the time they had to wait for an appointment	0	0	N/A	86.7%	88.0%

* This is based on patients treated on this contract for their most recent course of treatment. Figures in italics indicate the base number of FP17s or Patient Questionnaire responses are less than 100. N/A is shown where the base number of responses is less than 10 during the period. % is calculated as Quantity/Base number*100

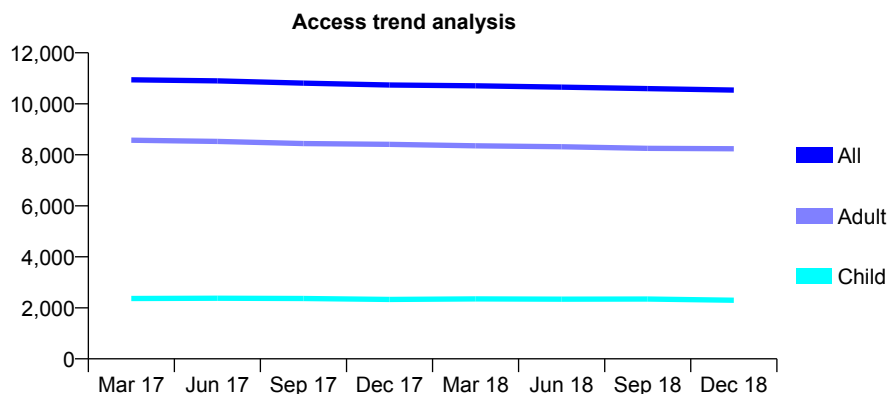
7A1 - Vital Signs At a Glance Contract Report for 193216/0001 - December 2018

Name or company name	Ruthin Dental
Contract type name	GDS Contract
Purpose of contract	General and Orthodontic
Contract start date	01/04/2013
Contract end date	

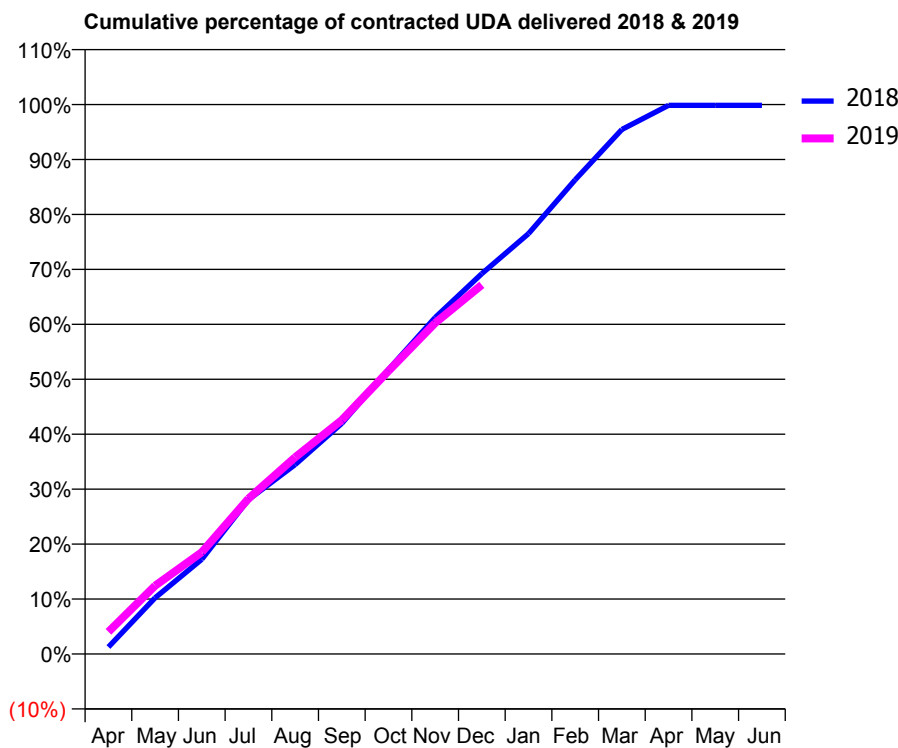
18/19 Contracted general activity (UDA)	32,000
Carry forward general activity (UDA)	49
18/19 Contracted orthodontic activity (UOA)	481
Carry forward orthodontic activity (UOA)	3
Baseline contract value	£872,297.00

ACCESS*

Patients seen in 24 months	Total	Change since previous quarter
Quarter ending December 2017	10,739	
Quarter ending March 2018	10,704	→
Quarter ending June 2018	10,656	→
Quarter ending September 2018	10,596	→
Quarter ending December 2018	10,538	→
Variance since December 2017	(1.9%)	↓



ACTIVITY



Month	Adjusted Scheduled Activity (UDA)	
	2018	2019
April	402	1,290
May	3,229	3,979
June	5,436	5,930
July	8,862	9,047
August	10,871	11,461
September	13,241	13,625
October	16,331	16,479
November	19,318	19,278
December	21,832	21,497
January	24,135	
February	27,222	
March	30,109	
April	31,494	
May	31,497	
June	31,496	

QUALITY

	Quantity	Base Number	Contract	LHB	Wales
% of FP17s for the same patient ID Re-attending within 3 months - Children	147	2,906	5.1%	7.8%	10.9%
% of FP17s for the same patient ID Re-attending within 3 months - Adults	1,174	9,692	12.1%	13.1%	15.6%
% of FP17s for the same patient ID Re-attending between 3 & 9 months - Children	1,899	2,906	65.3%	59.0%	59.6%
% of FP17s for the same patient ID Re-attending between 3 & 9 months - Adults	5,610	9,692	57.9%	54.2%	55.6%
% of FP17s for Band 1 Urgent Courses	640	11,852	5.4%	8.2%	8.9%
% of FP17s Relating to Free Repair or Replacements	108	11,852	0.9%	0.7%	0.7%
% of FP17s Relating to Continuations	55	11,852	0.5%	0.8%	0.7%
% of Patients satisfied with the dentistry they have received	19	20	95.0%	92.9%	93.3%
% of Patients satisfied with the time they had to wait for an appointment	16	20	80.0%	86.7%	88.0%

* This is based on patients treated on this contract for their most recent course of treatment. Figures in italics indicate the base number of FP17s or Patient Questionnaire responses are less than 100. N/A is shown where the base number of responses is less than 10 during the period. % is calculated as Quantity/Base number*100

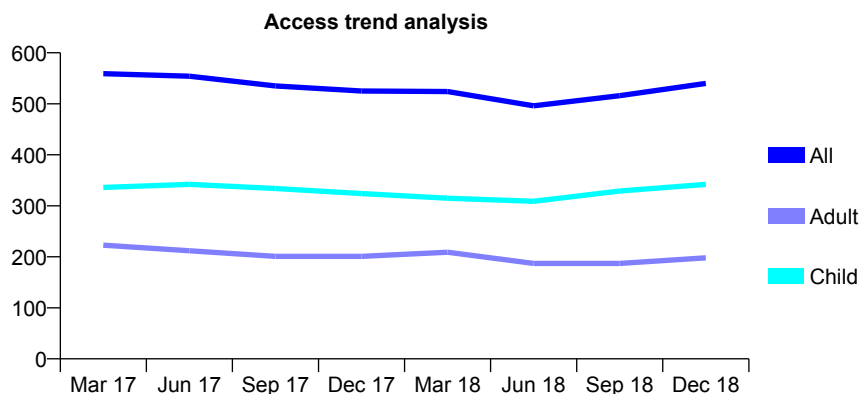
7A1 - Vital Signs At a Glance Contract Report for 196991/0001 - December 2018

Name or company name	Miss C Smith
Contract type name	GDS Contract
Purpose of contract	General
Contract start date	01/04/2015
Contract end date	

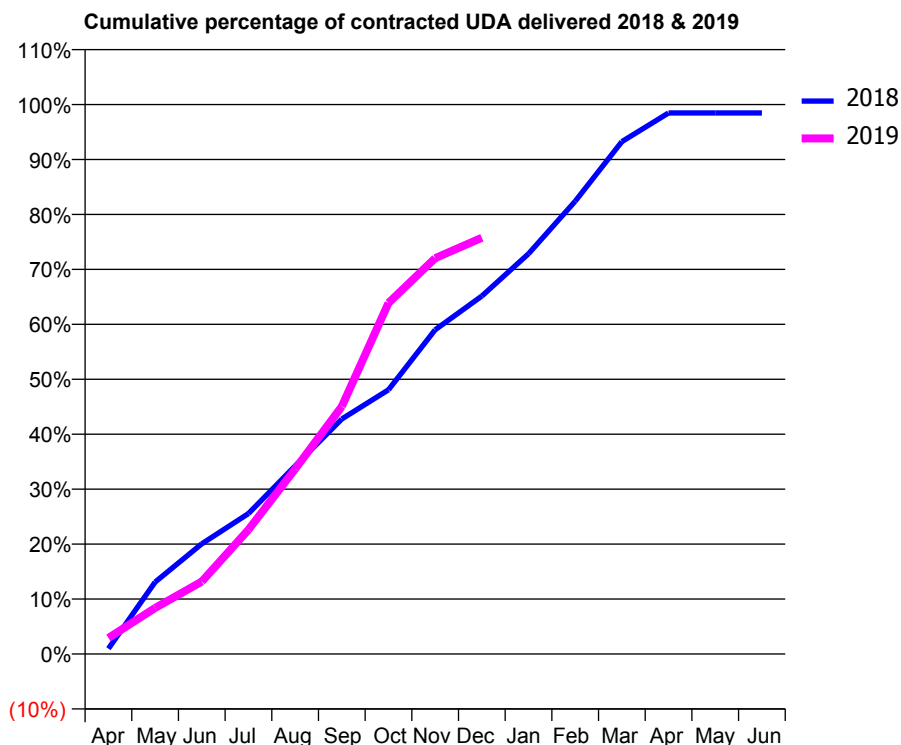
18/19 Contracted general activity (UDA)	1,170
Carry forward general activity (UDA)	20
18/19 Contracted orthodontic activity (UOA)	0
Carry forward orthodontic activity (UOA)	0
Baseline contract value	£30,241.89

ACCESS*

Patients seen in 24 months	Total	Change since previous quarter
Quarter ending December 2017	525	
Quarter ending March 2018	524	→
Quarter ending June 2018	496	↓
Quarter ending September 2018	516	↑
Quarter ending December 2018	540	↑
Variance since December 2017	2.9%	↑



ACTIVITY



Month	Adjusted Scheduled Activity (UDA)	
	2018	2019
April	13	34
May	173	98
June	265	154
July	338	265
August	452	394
September	565	527
October	635	747
November	779	843
December	860	886
January	961	
February	1,088	
March	1,231	
April	1,300	
May	1,300	
June	1,300	

QUALITY

	Quantity	Base Number	Contract	LHB	Wales
% of FP17s for the same patient ID Re-attending within 3 months - Children	17	436	3.9%	7.8%	10.9%
% of FP17s for the same patient ID Re-attending within 3 months - Adults	18	173	10.4%	13.1%	15.6%
% of FP17s for the same patient ID Re-attending between 3 & 9 months - Children	274	436	62.8%	59.0%	59.6%
% of FP17s for the same patient ID Re-attending between 3 & 9 months - Adults	89	173	51.4%	54.2%	55.6%
% of FP17s for Band 1 Urgent Courses	16	581	2.8%	8.2%	8.9%
% of FP17s Relating to Free Repair or Replacements	0	581	0.0%	0.7%	0.7%
% of FP17s Relating to Continuations	0	581	0.0%	0.8%	0.7%
% of Patients satisfied with the dentistry they have received	1	1	N/A	92.9%	93.3%
% of Patients satisfied with the time they had to wait for an appointment	1	1	N/A	86.7%	88.0%

* This is based on patients treated on this contract for their most recent course of treatment. Figures in italics indicate the base number of FP17s or Patient Questionnaire responses are less than 100. N/A is shown where the base number of responses is less than 10 during the period. % is calculated as Quantity/Base number*100

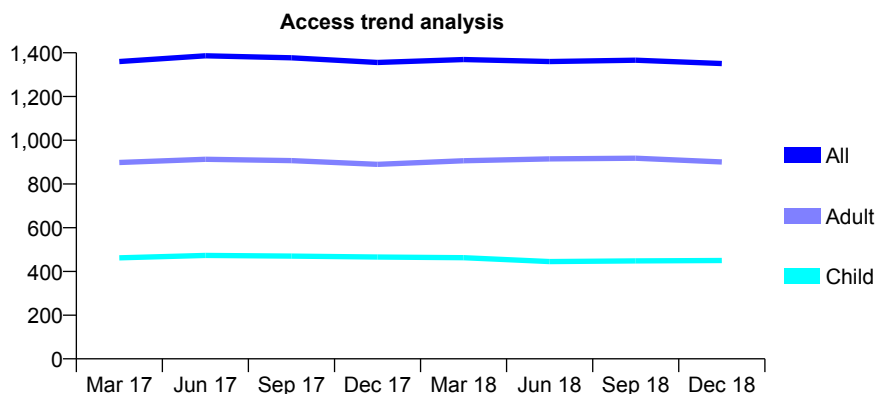
7A1 - Vital Signs At a Glance Contract Report for 197041/0001 - December 2018

Name or company name	Belmont House
Contract type name	GDS Contract
Purpose of contract	General
Contract start date	01/05/2008
Contract end date	

18/19 Contracted general activity (UDA)	3,846
Carry forward general activity (UDA)	44
18/19 Contracted orthodontic activity (UOA)	0
Carry forward orthodontic activity (UOA)	0
Baseline contract value	£119,085.59

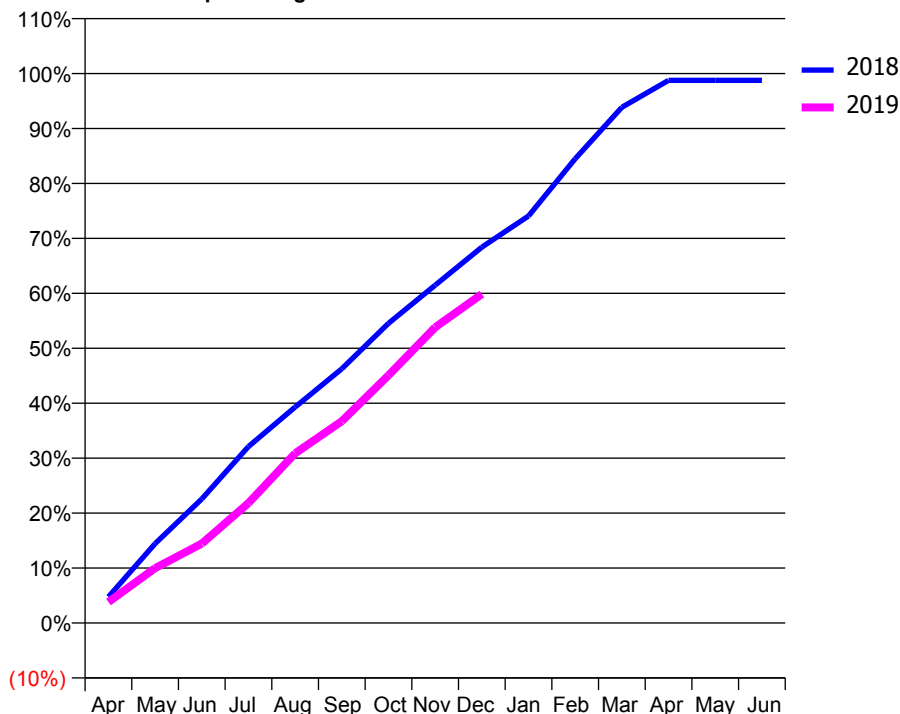
ACCESS*

Patients seen in 24 months	Total	Change since previous quarter
Quarter ending December 2017	1,356	
Quarter ending March 2018	1,369	→
Quarter ending June 2018	1,360	→
Quarter ending September 2018	1,366	→
Quarter ending December 2018	1,351	↓
Variance since December 2017	(0.4%)	→



ACTIVITY

Cumulative percentage of contracted UDA delivered 2018 & 2019



Adjusted Scheduled Activity (UDA)

Month	2018	2019
April	169	147
May	512	384
June	801	556
July	1,139	840
August	1,393	1,188
September	1,640	1,413
October	1,934	1,734
November	2,180	2,070
December	2,425	2,302
January	2,627	
February	2,996	
March	3,328	
April	3,502	
May	3,502	
June	3,502	

QUALITY

	Quantity	Base Number	Contract	LHB	Wales
% of FP17s for the same patient ID Re-attending within 3 months - Children	29	534	5.4%	7.8%	10.9%
% of FP17s for the same patient ID Re-attending within 3 months - Adults	92	961	9.6%	13.1%	15.6%
% of FP17s for the same patient ID Re-attending between 3 & 9 months - Children	377	534	70.6%	59.0%	59.6%
% of FP17s for the same patient ID Re-attending between 3 & 9 months - Adults	627	961	65.2%	54.2%	55.6%
% of FP17s for Band 1 Urgent Courses	58	1,405	4.1%	8.2%	8.9%
% of FP17s Relating to Free Repair or Replacements	4	1,405	0.3%	0.7%	0.7%
% of FP17s Relating to Continuations	0	1,405	0.0%	0.8%	0.7%
% of Patients satisfied with the dentistry they have received	4	5	N/A	92.9%	93.3%
% of Patients satisfied with the time they had to wait for an appointment	4	5	N/A	86.7%	88.0%

* This is based on patients treated on this contract for their most recent course of treatment. Figures in italics indicate the base number of FP17s or Patient Questionnaire responses are less than 100. N/A is shown where the base number of responses is less than 10 during the period. % is calculated as Quantity/Base number*100

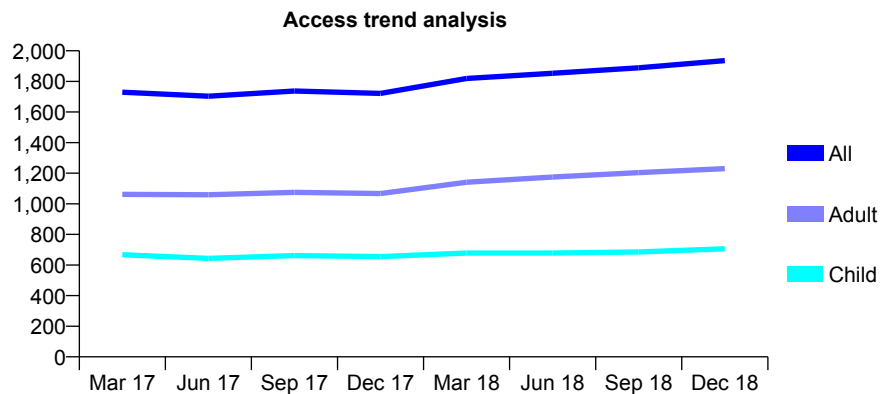
7A1 - Vital Signs At a Glance Contract Report for 199818/0001 - December 2018

Name or company name	Mr G Turner & Mr R Davies
Contract type name	GDS Contract
Purpose of contract	General
Contract start date	01/04/2009
Contract end date	

18/19 Contracted general activity (UDA)	5,800
Carry forward general activity (UDA)	0
18/19 Contracted orthodontic activity (UOA)	0
Carry forward orthodontic activity (UOA)	0
Baseline contract value	£142,414.77

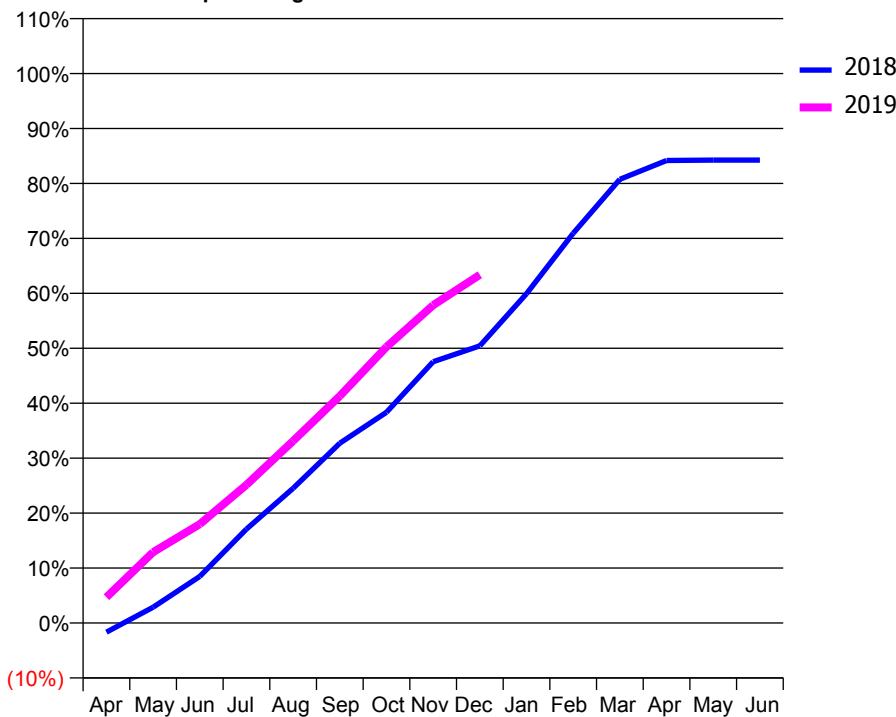
ACCESS*

Patients seen in 24 months	Total	Change since previous quarter
Quarter ending December 2017	1,722	
Quarter ending March 2018	1,819	↑
Quarter ending June 2018	1,853	→
Quarter ending September 2018	1,889	→
Quarter ending December 2018	1,936	↑
Variance since December 2017	12.4%	↑



ACTIVITY

Cumulative percentage of contracted UDA delivered 2018 & 2019



Month	Adjusted Scheduled Activity (UDA)	
	2018	2019
April	-84	273
May	144	747
June	424	1,044
July	855	1,459
August	1,226	1,922
September	1,636	2,396
October	1,918	2,914
November	2,378	3,354
December	2,522	3,676
January	2,996	
February	3,546	
March	4,038	
April	4,209	
May	4,212	
June	4,212	

QUALITY

	Quantity	Base Number	Contract	LHB	Wales
% of FP17s for the same patient ID Re-attending within 3 months - Children	30	934	3.2%	7.8%	10.9%
% of FP17s for the same patient ID Re-attending within 3 months - Adults	172	1,580	10.9%	13.1%	15.6%
% of FP17s for the same patient ID Re-attending between 3 & 9 months - Children	690	934	73.9%	59.0%	59.6%
% of FP17s for the same patient ID Re-attending between 3 & 9 months - Adults	1,047	1,580	66.3%	54.2%	55.6%
% of FP17s for Band 1 Urgent Courses	110	2,381	4.6%	8.2%	8.9%
% of FP17s Relating to Free Repair or Replacements	29	2,381	1.2%	0.7%	0.7%
% of FP17s Relating to Continuations	1	2,381	0.0%	0.8%	0.7%
% of Patients satisfied with the dentistry they have received	2	2	N/A	92.9%	93.3%
% of Patients satisfied with the time they had to wait for an appointment	2	2	N/A	86.7%	88.0%

* This is based on patients treated on this contract for their most recent course of treatment. Figures in italics indicate the base number of FP17s or Patient Questionnaire responses are less than 100. N/A is shown where the base number of responses is less than 10 during the period. % is calculated as Quantity/Base number*100

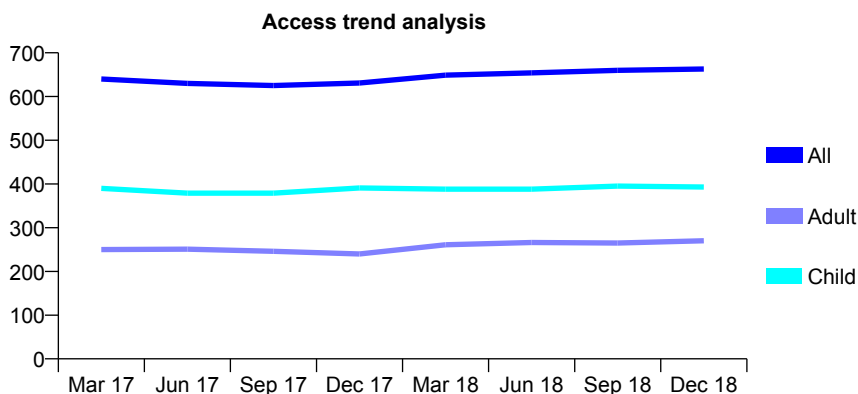
7A1 - Vital Signs At a Glance Contract Report for 206229/0003 - December 2018

Name or company name	Abergele Dental Surgery
Contract type name	GDS Contract
Purpose of contract	General
Contract start date	21/10/2014
Contract end date	

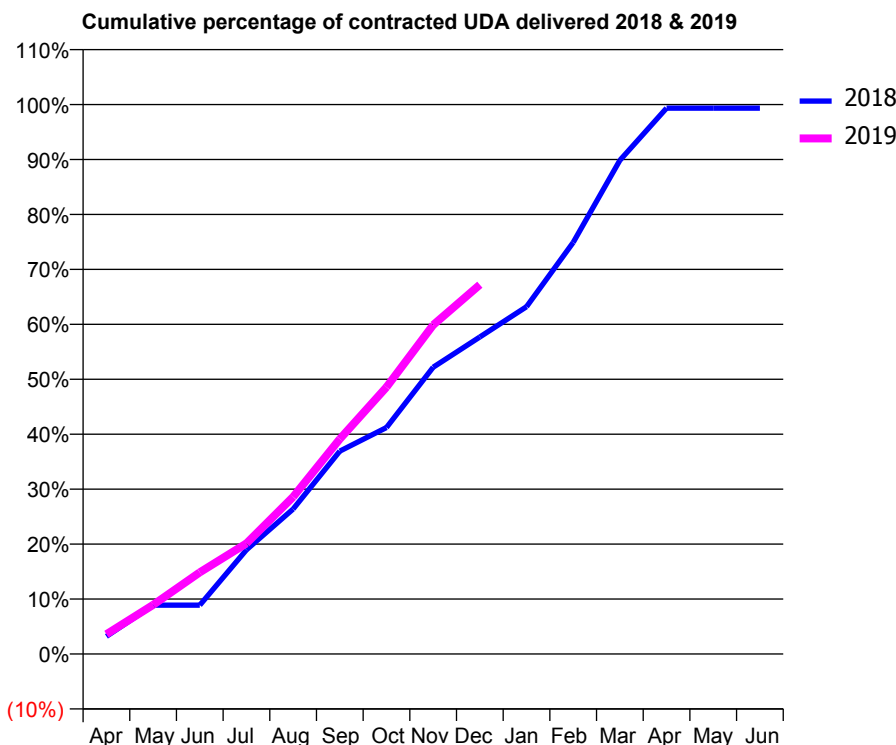
18/19 Contracted general activity (UDA)	1,714
Carry forward general activity (UDA)	11
18/19 Contracted orthodontic activity (UOA)	0
Carry forward orthodontic activity (UOA)	0
Baseline contract value	£43,021.59

ACCESS*

Patients seen in 24 months	Total	Change since previous quarter
Quarter ending December 2017	631	
Quarter ending March 2018	649	↑
Quarter ending June 2018	654	→
Quarter ending September 2018	660	→
Quarter ending December 2018	663	→
Variance since December 2017	5.1%	↑



ACTIVITY



Month	Adjusted Scheduled Activity (UDA)	
	2018	2019
April	55	62
May	153	153
June	153	255
July	325	345
August	452	490
September	633	671
October	706	833
November	895	1,026
December	989	1,152
January	1,083	
February	1,284	
March	1,540	
April	1,703	
May	1,703	
June	1,703	

QUALITY

	Quantity	Base Number	Contract	LHB	Wales
% of FP17s for the same patient ID Re-attending within 3 months - Children	34	522	6.5%	7.8%	10.9%
% of FP17s for the same patient ID Re-attending within 3 months - Adults	20	260	7.7%	13.1%	15.6%
% of FP17s for the same patient ID Re-attending between 3 & 9 months - Children	413	522	79.1%	59.0%	59.6%
% of FP17s for the same patient ID Re-attending between 3 & 9 months - Adults	175	260	67.3%	54.2%	55.6%
% of FP17s for Band 1 Urgent Courses	25	678	3.7%	8.2%	8.9%
% of FP17s Relating to Free Repair or Replacements	1	678	0.1%	0.7%	0.7%
% of FP17s Relating to Continuations	1	678	0.1%	0.8%	0.7%
% of Patients satisfied with the dentistry they have received	4	4	N/A	92.9%	93.3%
% of Patients satisfied with the time they had to wait for an appointment	4	4	N/A	86.7%	88.0%

* This is based on patients treated on this contract for their most recent course of treatment. Figures in italics indicate the base number of FP17s or Patient Questionnaire responses are less than 100. N/A is shown where the base number of responses is less than 10 during the period. % is calculated as Quantity/Base number*100

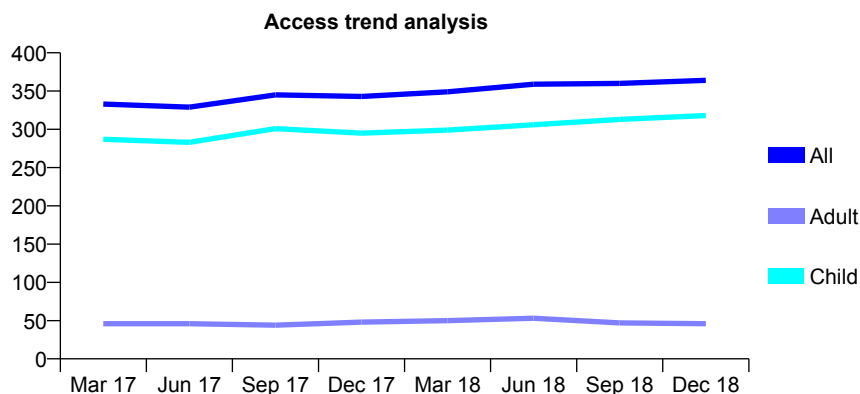
7A1 - Vital Signs At a Glance Contract Report for 219002/0001 - December 2018

Name or company name	MRS KJ PEARCE
Contract type name	GDS Contract
Purpose of contract	General
Contract start date	01/04/2006
Contract end date	

18/19 Contracted general activity (UDA)	750
Carry forward general activity (UDA)	7
18/19 Contracted orthodontic activity (UOA)	0
Carry forward orthodontic activity (UOA)	0
Baseline contract value	£18,841.10

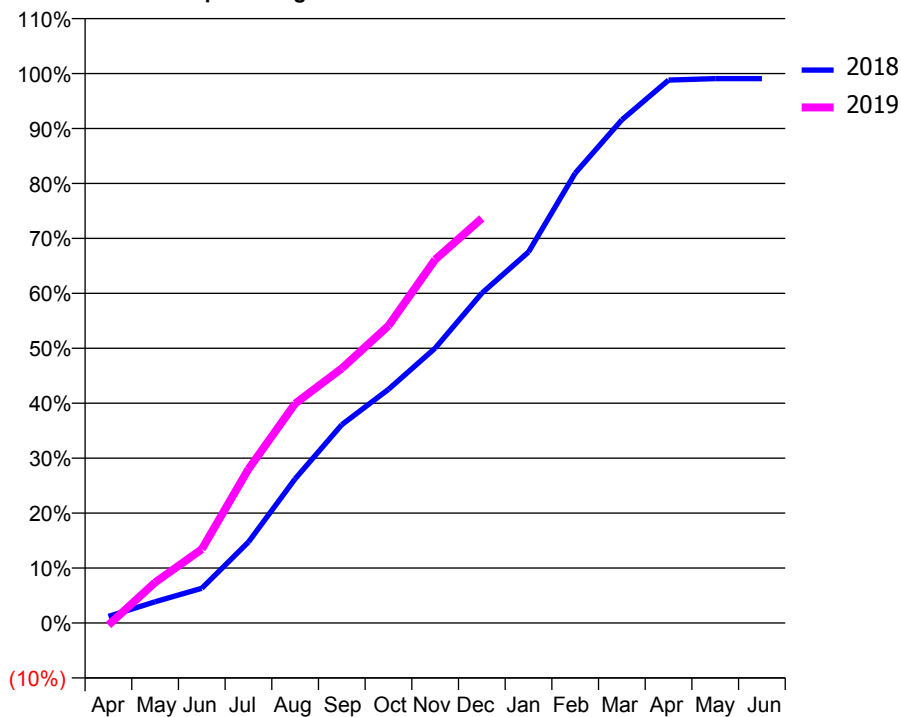
ACCESS*

Patients seen in 24 months	Total	Change since previous quarter
Quarter ending December 2017	343	
Quarter ending March 2018	349	→
Quarter ending June 2018	359	↑
Quarter ending September 2018	360	→
Quarter ending December 2018	364	→
Variance since December 2017	6.1%	↑



ACTIVITY

Cumulative percentage of contracted UDA delivered 2018 & 2019



Adjusted Scheduled Activity (UDA)

Month	2018	2019
April	9	-3
May	29	55
June	47	101
July	111	210
August	197	299
September	271	348
October	319	406
November	375	496
December	450	552
January	506	
February	614	
March	687	
April	741	
May	743	
June	743	

QUALITY

	Quantity	Base Number	Contract	LHB	Wales
% of FP17s for the same patient ID Re-attending within 3 months - Children	34	401	8.5%	7.8%	10.9%
% of FP17s for the same patient ID Re-attending within 3 months - Adults	2	30	6.7%	13.1%	15.6%
% of FP17s for the same patient ID Re-attending between 3 & 9 months - Children	234	401	58.4%	59.0%	59.6%
% of FP17s for the same patient ID Re-attending between 3 & 9 months - Adults	19	30	63.3%	54.2%	55.6%
% of FP17s for Band 1 Urgent Courses	16	391	4.1%	8.2%	8.9%
% of FP17s Relating to Free Repair or Replacements	0	391	0.0%	0.7%	0.7%
% of FP17s Relating to Continuations	0	391	0.0%	0.8%	0.7%
% of Patients satisfied with the dentistry they have received	2	2	N/A	92.9%	93.3%
% of Patients satisfied with the time they had to wait for an appointment	2	2	N/A	86.7%	88.0%

* This is based on patients treated on this contract for their most recent course of treatment. Figures in italics indicate the base number of FP17s or Patient Questionnaire responses are less than 100. N/A is shown where the base number of responses is less than 10 during the period. % is calculated as Quantity/Base number*100

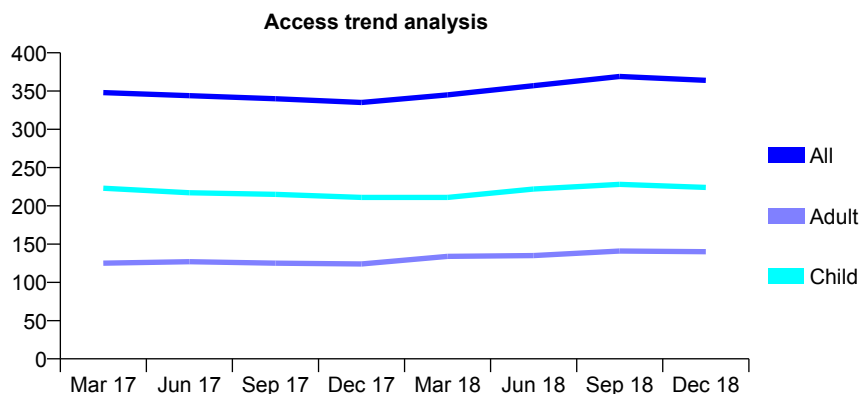
7A1 - Vital Signs At a Glance Contract Report for 221090/0001 - December 2018

Name or company name	MR CR ANDRADE
Contract type name	GDS Contract
Purpose of contract	General
Contract start date	01/04/2006
Contract end date	

18/19 Contracted general activity (UDA)	833
Carry forward general activity (UDA)	0
18/19 Contracted orthodontic activity (UOA)	0
Carry forward orthodontic activity (UOA)	0
Baseline contract value	£19,383.66

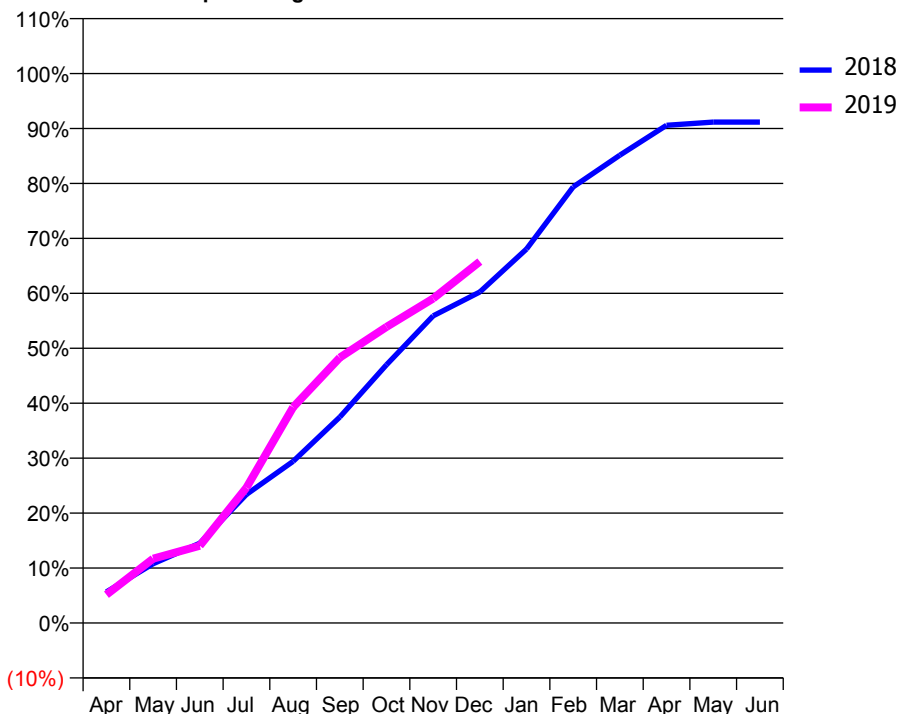
ACCESS*

Patients seen in 24 months	Total	Change since previous quarter
Quarter ending December 2017	335	
Quarter ending March 2018	345	↑
Quarter ending June 2018	357	↑
Quarter ending September 2018	369	↑
Quarter ending December 2018	364	↓
Variance since December 2017	8.7%	↑



ACTIVITY

Cumulative percentage of contracted UDA delivered 2018 & 2019



Month	Adjusted Scheduled Activity (UDA)	
	2018	2019
April	47	43
May	90	98
June	121	117
July	195	205
August	245	327
September	312	402
October	391	449
November	466	492
December	502	548
January	567	
February	661	
March	709	
April	754	
May	759	
June	759	

QUALITY

	Quantity	Base Number	Contract	LHB	Wales
% of FP17s for the same patient ID Re-attending within 3 months - Children	25	269	9.3%	7.8%	10.9%
% of FP17s for the same patient ID Re-attending within 3 months - Adults	10	126	7.9%	13.1%	15.6%
% of FP17s for the same patient ID Re-attending between 3 & 9 months - Children	157	269	58.4%	59.0%	59.6%
% of FP17s for the same patient ID Re-attending between 3 & 9 months - Adults	62	126	49.2%	54.2%	55.6%
% of FP17s for Band 1 Urgent Courses	15	365	4.1%	8.2%	8.9%
% of FP17s Relating to Free Repair or Replacements	0	365	0.0%	0.7%	0.7%
% of FP17s Relating to Continuations	8	365	2.2%	0.8%	0.7%
% of Patients satisfied with the dentistry they have received	2	2	N/A	92.9%	93.3%
% of Patients satisfied with the time they had to wait for an appointment	2	2	N/A	86.7%	88.0%

* This is based on patients treated on this contract for their most recent course of treatment. Figures in italics indicate the base number of FP17s or Patient Questionnaire responses are less than 100. N/A is shown where the base number of responses is less than 10 during the period. % is calculated as Quantity/Base number*100

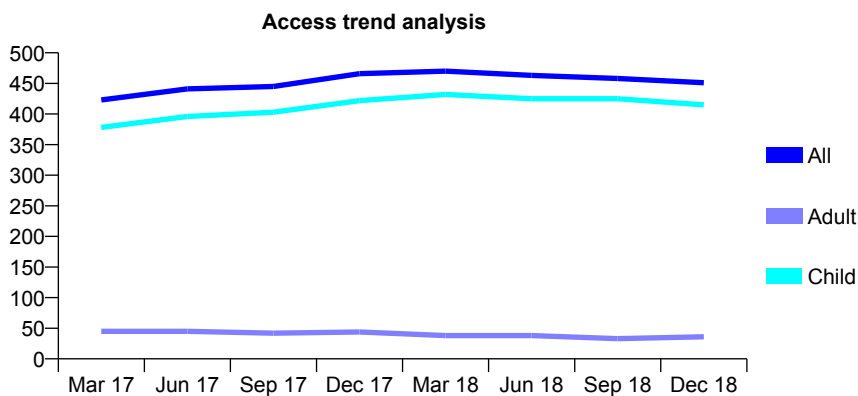
7A1 - Vital Signs At a Glance Contract Report for 231495/0001 - December 2018

Name or company name	MISS EV GRIFFITH
Contract type name	GDS Contract
Purpose of contract	General
Contract start date	01/04/2006
Contract end date	

18/19 Contracted general activity (UDA)	875
Carry forward general activity (UDA)	0
18/19 Contracted orthodontic activity (UOA)	0
Carry forward orthodontic activity (UOA)	0
Baseline contract value	£21,790.68

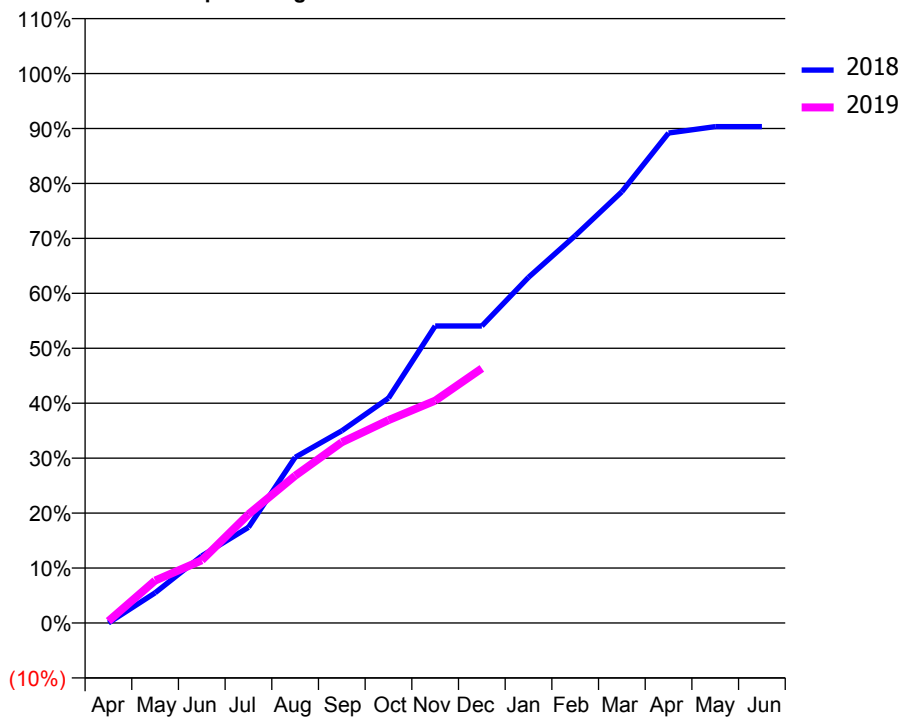
ACCESS*

Patients seen in 24 months	Total	Change since previous quarter
Quarter ending December 2017	466	
Quarter ending March 2018	470	→
Quarter ending June 2018	463	↓
Quarter ending September 2018	458	↓
Quarter ending December 2018	451	↓
Variance since December 2017	(3.2%)	↓



ACTIVITY

Cumulative percentage of contracted UDA delivered 2018 & 2019



Adjusted Scheduled Activity (UDA)

Month	2018	2019
April	0	3
May	48	68
June	107	100
July	152	173
August	264	235
September	306	288
October	358	323
November	473	354
December	473	405
January	550	
February	617	
March	687	
April	780	
May	790	
June	790	

QUALITY

	Quantity	Base Number	Contract	LHB	Wales
% of FP17s for the same patient ID Re-attending within 3 months - Children	18	390	4.6%	7.8%	10.9%
% of FP17s for the same patient ID Re-attending within 3 months - Adults	0	0	N/A	13.1%	15.6%
% of FP17s for the same patient ID Re-attending between 3 & 9 months - Children	210	390	53.8%	59.0%	59.6%
% of FP17s for the same patient ID Re-attending between 3 & 9 months - Adults	0	0	N/A	54.2%	55.6%
% of FP17s for Band 1 Urgent Courses	18	325	5.5%	8.2%	8.9%
% of FP17s Relating to Free Repair or Replacements	0	325	0.0%	0.7%	0.7%
% of FP17s Relating to Continuations	0	325	0.0%	0.8%	0.7%
% of Patients satisfied with the dentistry they have received	1	1	N/A	92.9%	93.3%
% of Patients satisfied with the time they had to wait for an appointment	1	1	N/A	86.7%	88.0%

* This is based on patients treated on this contract for their most recent course of treatment. Figures in italics indicate the base number of FP17s or Patient Questionnaire responses are less than 100. N/A is shown where the base number of responses is less than 10 during the period. % is calculated as Quantity/Base number*100

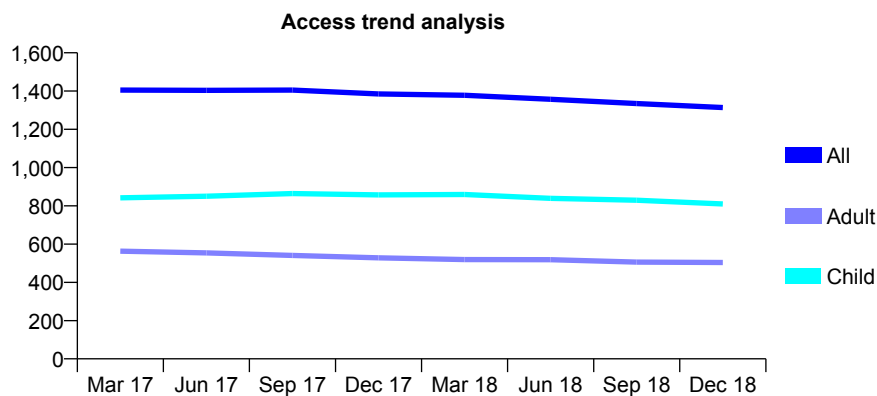
7A1 - Vital Signs At a Glance Contract Report for 231517/0001 - December 2018

Name or company name	MRS DV MARSHALL
Contract type name	GDS Contract
Purpose of contract	General
Contract start date	01/04/2006
Contract end date	

18/19 Contracted general activity (UDA)	3,920
Carry forward general activity (UDA)	0
18/19 Contracted orthodontic activity (UOA)	0
Carry forward orthodontic activity (UOA)	0
Baseline contract value	£101,323.23

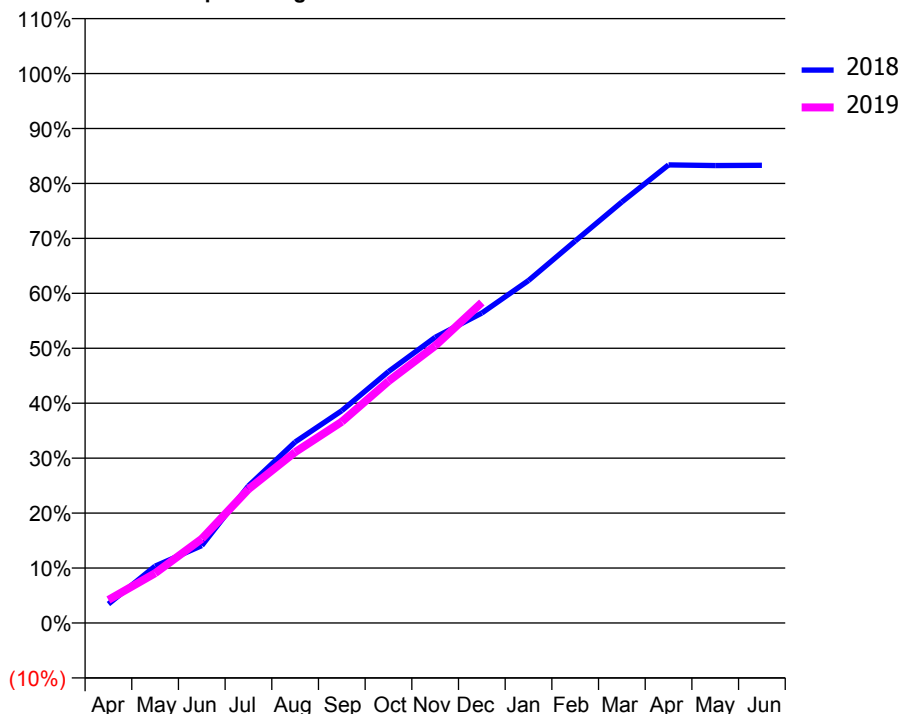
ACCESS*

Patients seen in 24 months	Total	Change since previous quarter
Quarter ending December 2017	1,385	
Quarter ending March 2018	1,378	→
Quarter ending June 2018	1,357	↓
Quarter ending September 2018	1,335	↓
Quarter ending December 2018	1,314	↓
Variance since December 2017	(5.1%)	↓



ACTIVITY

Cumulative percentage of contracted UDA delivered 2018 & 2019



Adjusted Scheduled Activity (UDA)

Month	2018	2019
April	136	165
May	406	355
June	552	601
July	978	955
August	1,291	1,219
September	1,515	1,436
October	1,793	1,725
November	2,038	1,977
December	2,212	2,286
January	2,443	
February	2,725	
March	3,004	
April	3,268	
May	3,263	
June	3,265	

QUALITY

	Quantity	Base Number	Contract	LHB	Wales
% of FP17s for the same patient ID Re-attending within 3 months - Children	62	894	6.9%	7.8%	10.9%
% of FP17s for the same patient ID Re-attending within 3 months - Adults	81	533	15.2%	13.1%	15.6%
% of FP17s for the same patient ID Re-attending between 3 & 9 months - Children	536	894	60.0%	59.0%	59.6%
% of FP17s for the same patient ID Re-attending between 3 & 9 months - Adults	327	533	61.4%	54.2%	55.6%
% of FP17s for Band 1 Urgent Courses	48	1,279	3.8%	8.2%	8.9%
% of FP17s Relating to Free Repair or Replacements	13	1,279	1.0%	0.7%	0.7%
% of FP17s Relating to Continuations	2	1,279	0.2%	0.8%	0.7%
% of Patients satisfied with the dentistry they have received	5	5	N/A	92.9%	93.3%
% of Patients satisfied with the time they had to wait for an appointment	4	5	N/A	86.7%	88.0%

* This is based on patients treated on this contract for their most recent course of treatment. Figures in italics indicate the base number of FP17s or Patient Questionnaire responses are less than 100. N/A is shown where the base number of responses is less than 10 during the period. % is calculated as Quantity/Base number*100

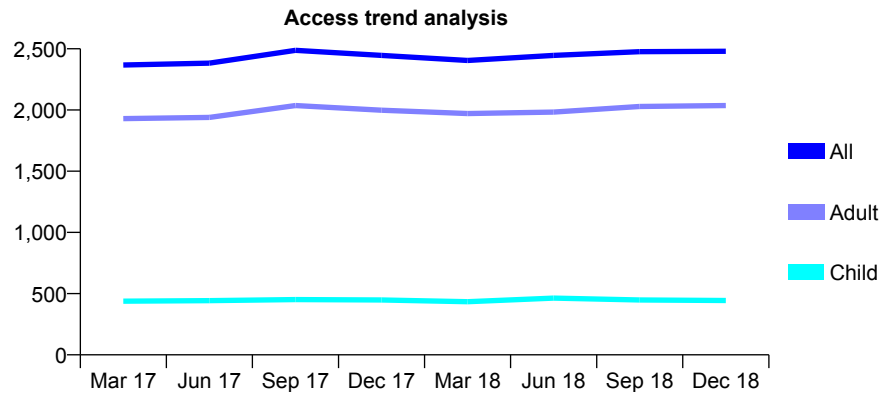
7A1 - Vital Signs At a Glance Contract Report for 234087/0001 - December 2018

Name or company name	MR TJ BEGGS
Contract type name	GDS Contract
Purpose of contract	General
Contract start date	01/04/2006
Contract end date	

18/19 Contracted general activity (UDA)	6,567
Carry forward general activity (UDA)	-328
18/19 Contracted orthodontic activity (UOA)	0
Carry forward orthodontic activity (UOA)	0
Baseline contract value	£210,739.97

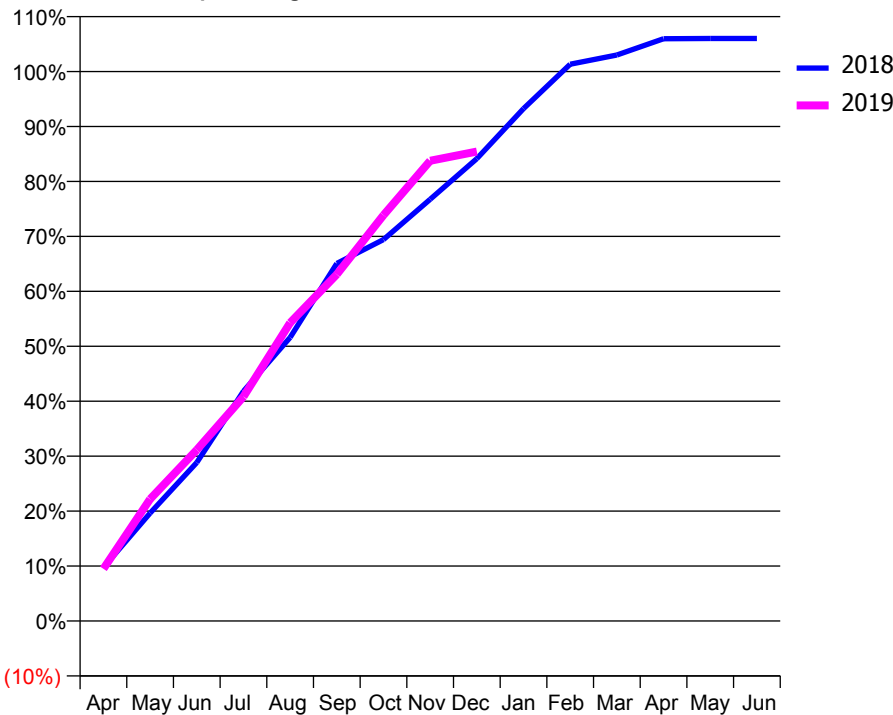
ACCESS*

Patients seen in 24 months	Total	Change since previous quarter
Quarter ending December 2017	2,446	
Quarter ending March 2018	2,405	↓
Quarter ending June 2018	2,446	→
Quarter ending September 2018	2,477	→
Quarter ending December 2018	2,480	→
Variance since December 2017	1.4%	→



ACTIVITY

Cumulative percentage of contracted UDA delivered 2018 & 2019



Month	Adjusted Scheduled Activity (UDA)	
	2018	2019
April	640	624
May	1,290	1,457
June	1,895	2,045
July	2,746	2,681
August	3,388	3,564
September	4,274	4,143
October	4,559	4,850
November	5,040	5,500
December	5,526	5,611
January	6,123	
February	6,654	
March	6,763	
April	6,959	
May	6,961	
June	6,961	

QUALITY

	Quantity	Base Number	Contract	LHB	Wales
% of FP17s for the same patient ID Re-attending within 3 months - Children	46	482	9.5%	7.8%	10.9%
% of FP17s for the same patient ID Re-attending within 3 months - Adults	328	2,122	15.5%	13.1%	15.6%
% of FP17s for the same patient ID Re-attending between 3 & 9 months - Children	196	482	40.7%	59.0%	59.6%
% of FP17s for the same patient ID Re-attending between 3 & 9 months - Adults	826	2,122	38.9%	54.2%	55.6%
% of FP17s for Band 1 Urgent Courses	298	2,528	11.8%	8.2%	8.9%
% of FP17s Relating to Free Repair or Replacements	45	2,528	1.8%	0.7%	0.7%
% of FP17s Relating to Continuations	34	2,528	1.3%	0.8%	0.7%
% of Patients satisfied with the dentistry they have received	7	7	N/A	92.9%	93.3%
% of Patients satisfied with the time they had to wait for an appointment	7	7	N/A	86.7%	88.0%

* This is based on patients treated on this contract for their most recent course of treatment. Figures in italics indicate the base number of FP17s or Patient Questionnaire responses are less than 100. N/A is shown where the base number of responses is less than 10 during the period. % is calculated as Quantity/Base number*100

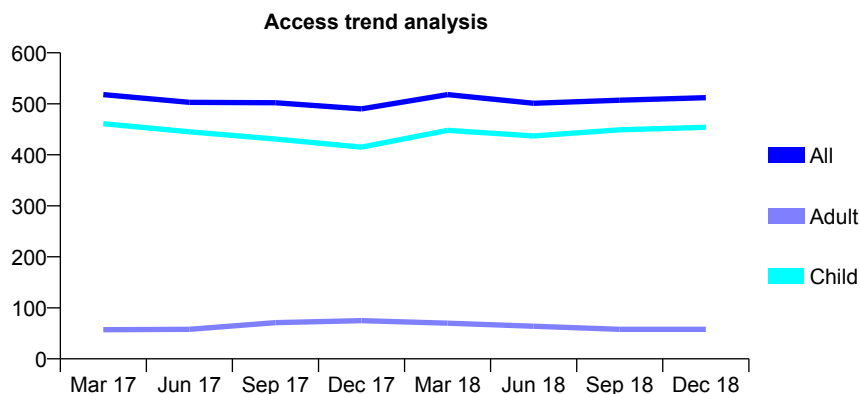
7A1 - Vital Signs At a Glance Contract Report for 238538/0001 - December 2018

Name or company name	MISS JM HARRINGTON
Contract type name	GDS Contract
Purpose of contract	General
Contract start date	01/04/2006
Contract end date	

18/19 Contracted general activity (UDA)	1,283
Carry forward general activity (UDA)	24
18/19 Contracted orthodontic activity (UOA)	0
Carry forward orthodontic activity (UOA)	0
Baseline contract value	£34,679.11

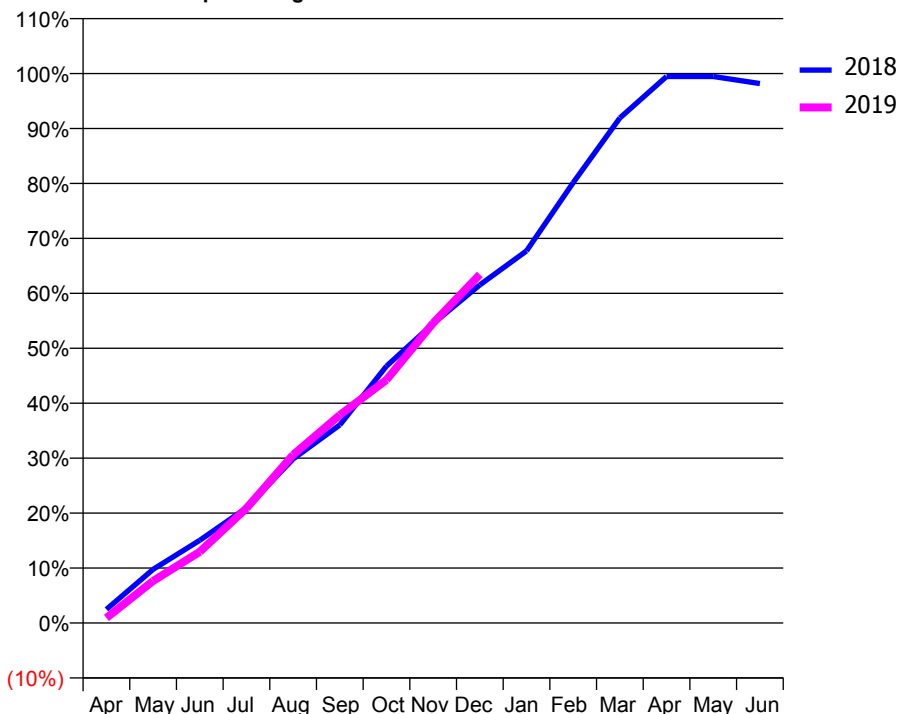
ACCESS*

Patients seen in 24 months	Total	Change since previous quarter
Quarter ending December 2017	490	
Quarter ending March 2018	518	↑
Quarter ending June 2018	501	↓
Quarter ending September 2018	507	→
Quarter ending December 2018	512	→
Variance since December 2017	4.5%	↑



ACTIVITY

Cumulative percentage of contracted UDA delivered 2018 & 2019



Month	Adjusted Scheduled Activity (UDA)	
	2018	2019
April	32	12
May	125	98
June	193	166
July	269	268
August	383	393
September	463	486
October	600	568
November	699	700
December	789	814
January	869	
February	1,028	
March	1,179	
April	1,276	
May	1,276	
June	1,259	

QUALITY

	Quantity	Base Number	Contract	LHB	Wales
% of FP17s for the same patient ID Re-attending within 3 months - Children	41	610	6.7%	7.8%	10.9%
% of FP17s for the same patient ID Re-attending within 3 months - Adults	0	(-14)	N/A	13.1%	15.6%
% of FP17s for the same patient ID Re-attending between 3 & 9 months - Children	364	610	59.7%	59.0%	59.6%
% of FP17s for the same patient ID Re-attending between 3 & 9 months - Adults	0	(-14)	N/A	54.2%	55.6%
% of FP17s for Band 1 Urgent Courses	28	566	4.9%	8.2%	8.9%
% of FP17s Relating to Free Repair or Replacements	0	566	0.0%	0.7%	0.7%
% of FP17s Relating to Continuations	0	566	0.0%	0.8%	0.7%
% of Patients satisfied with the dentistry they have received	1	1	N/A	92.9%	93.3%
% of Patients satisfied with the time they had to wait for an appointment	1	1	N/A	86.7%	88.0%

* This is based on patients treated on this contract for their most recent course of treatment. Figures in italics indicate the base number of FP17s or Patient Questionnaire responses are less than 100. N/A is shown where the base number of responses is less than 10 during the period. % is calculated as Quantity/Base number*100

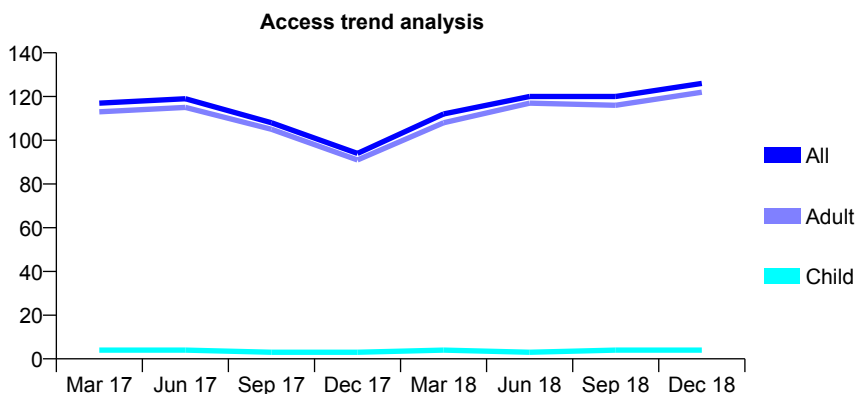
7A1 - Vital Signs At a Glance Contract Report for 238538/0002 - December 2018

Name or company name	MISS JM HARRINGTON
Contract type name	PDS Contract
Purpose of contract	General
Contract start date	01/04/2006
Contract end date	31/03/2019

18/19 Contracted general activity (UDA)	240
Carry forward general activity (UDA)	0
18/19 Contracted orthodontic activity (UOA)	0
Carry forward orthodontic activity (UOA)	0
Baseline contract value	£9,412.01

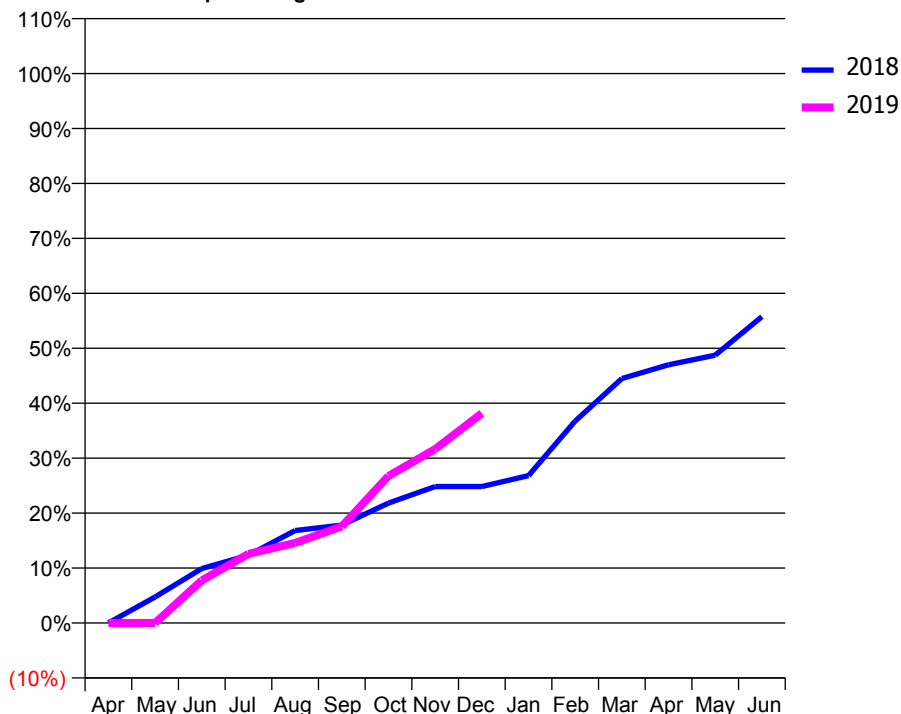
ACCESS*

Patients seen in 24 months	Total	Change since previous quarter
Quarter ending December 2017	94	
Quarter ending March 2018	112	↑
Quarter ending June 2018	120	↑
Quarter ending September 2018	120	→
Quarter ending December 2018	126	↑
Variance since December 2017	34.0%	↑



ACTIVITY

Cumulative percentage of contracted UDA delivered 2018 & 2019



Adjusted Scheduled Activity (UDA)

Month	2018	2019
April	0	0
May	11	0
June	24	19
July	30	30
August	40	35
September	43	42
October	52	64
November	60	76
December	60	92
January	64	
February	88	
March	107	
April	113	
May	117	
June	134	

QUALITY

	Quantity	Base Number	Contract	LHB	Wales
% of FP17s for the same patient ID Re-attending within 3 months - Children	0	3	0.0%	7.8%	10.9%
% of FP17s for the same patient ID Re-attending within 3 months - Adults	6	97	6.2%	13.1%	15.6%
% of FP17s for the same patient ID Re-attending between 3 & 9 months - Children	0	3	0.0%	59.0%	59.6%
% of FP17s for the same patient ID Re-attending between 3 & 9 months - Adults	0	97	0.0%	54.2%	55.6%
% of FP17s for Band 1 Urgent Courses	59	77	76.6%	8.2%	8.9%
% of FP17s Relating to Free Repair or Replacements	0	77	0.0%	0.7%	0.7%
% of FP17s Relating to Continuations	0	77	0.0%	0.8%	0.7%
% of Patients satisfied with the dentistry they have received	0	0	N/A	92.9%	93.3%
% of Patients satisfied with the time they had to wait for an appointment	0	0	N/A	86.7%	88.0%

* This is based on patients treated on this contract for their most recent course of treatment. Figures in italics indicate the base number of FP17s or Patient Questionnaire responses are less than 100. N/A is shown where the base number of responses is less than 10 during the period. % is calculated as Quantity/Base number*100

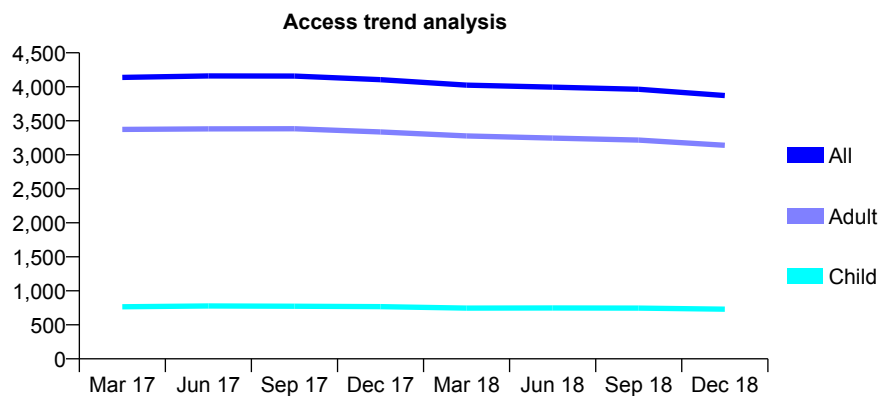
7A1 - Vital Signs At a Glance Contract Report for 250899/0001 - December 2018

Name or company name	MR H MAERIVOET
Contract type name	GDS Contract
Purpose of contract	General
Contract start date	01/04/2006
Contract end date	

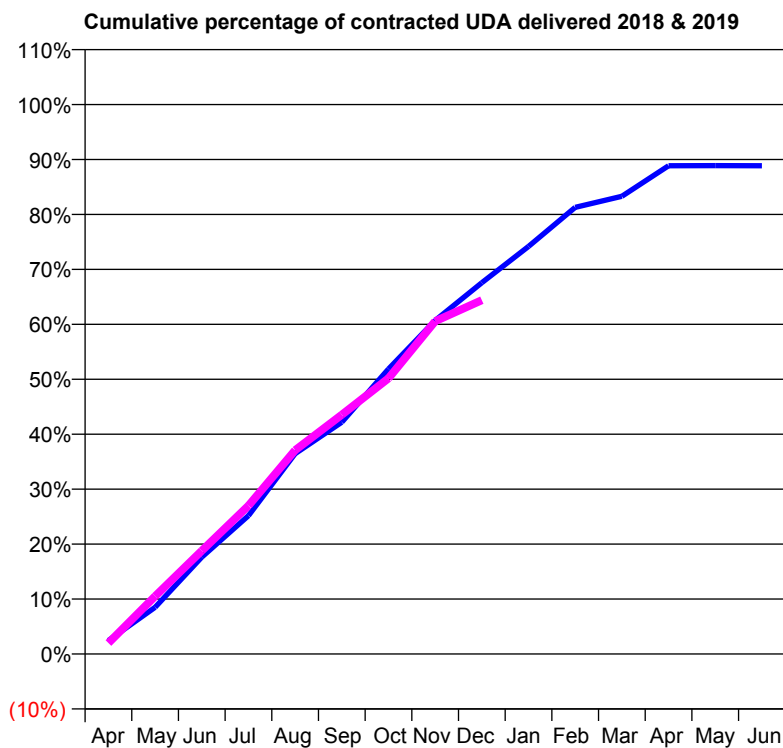
18/19 Contracted general activity (UDA)	9,200
Carry forward general activity (UDA)	0
18/19 Contracted orthodontic activity (UOA)	0
Carry forward orthodontic activity (UOA)	0
Baseline contract value	£226,225.95

ACCESS*

Patients seen in 24 months	Total	Change since previous quarter
Quarter ending December 2017	4,104	
Quarter ending March 2018	4,024	↓
Quarter ending June 2018	3,996	→
Quarter ending September 2018	3,963	→
Quarter ending December 2018	3,871	↓
Variance since December 2017	(5.7%)	↓



ACTIVITY



Month	Adjusted Scheduled Activity (UDA)	
	2018	2019
April	272	184
May	936	967
June	1,939	1,728
July	2,768	2,483
August	4,010	3,413
September	4,639	4,007
October	5,704	4,615
November	6,675	5,571
December	7,432	5,924
January	8,156	
February	8,938	
March	9,159	
April	9,770	
May	9,774	
June	9,770	

QUALITY

	Quantity	Base Number	Contract	LHB	Wales
% of FP17s for the same patient ID Re-attending within 3 months - Children	24	822	2.9%	7.8%	10.9%
% of FP17s for the same patient ID Re-attending within 3 months - Adults	308	2,851	10.8%	13.1%	15.6%
% of FP17s for the same patient ID Re-attending between 3 & 9 months - Children	432	822	52.6%	59.0%	59.6%
% of FP17s for the same patient ID Re-attending between 3 & 9 months - Adults	1,272	2,851	44.6%	54.2%	55.6%
% of FP17s for Band 1 Urgent Courses	343	3,301	10.4%	8.2%	8.9%
% of FP17s Relating to Free Repair or Replacements	3	3,301	0.1%	0.7%	0.7%
% of FP17s Relating to Continuations	11	3,301	0.3%	0.8%	0.7%
% of Patients satisfied with the dentistry they have received	8	8	N/A	92.9%	93.3%
% of Patients satisfied with the time they had to wait for an appointment	8	8	N/A	86.7%	88.0%

* This is based on patients treated on this contract for their most recent course of treatment. Figures in italics indicate the base number of FP17s or Patient Questionnaire responses are less than 100. N/A is shown where the base number of responses is less than 10 during the period. % is calculated as Quantity/Base number*100

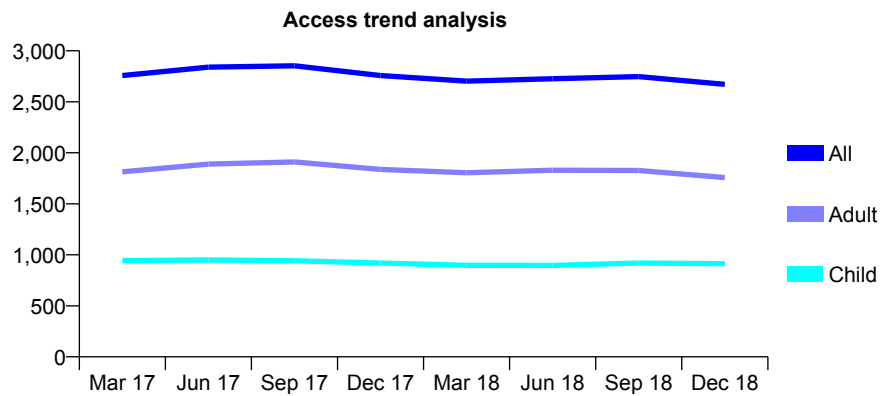
7A1 - Vital Signs At a Glance Contract Report for 278831/0001 - December 2018

Name or company name	MR R DAVIES
Contract type name	Pilot Contract
Purpose of contract	General
Contract start date	01/09/2012
Contract end date	

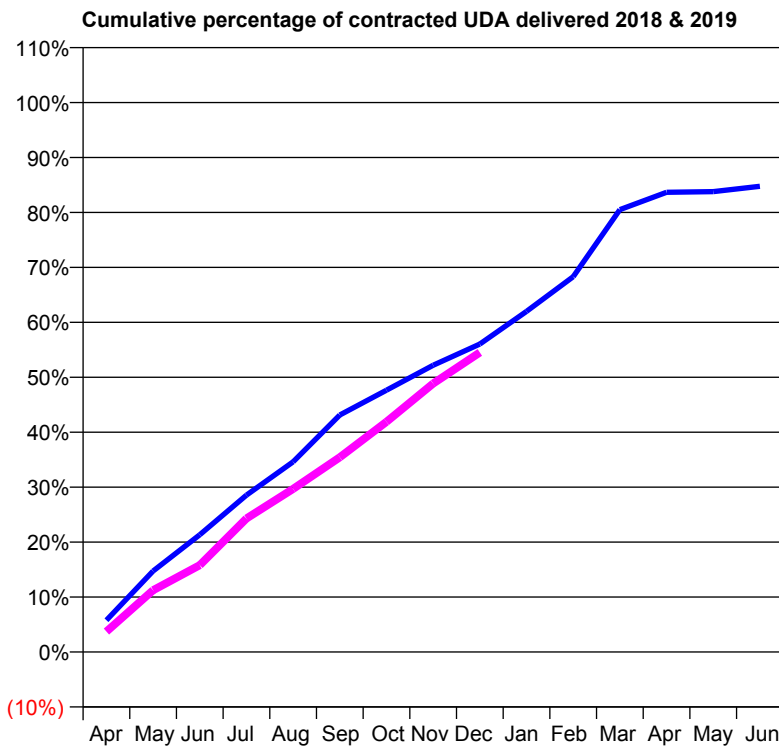
18/19 Contracted general activity (UDA)	9,782
Carry forward general activity (UDA)	0
18/19 Contracted orthodontic activity (UOA)	0
Carry forward orthodontic activity (UOA)	0
Baseline contract value	£249,232.82

ACCESS*

Patients seen in 24 months	Total	Change since previous quarter
Quarter ending December 2017	2,757	
Quarter ending March 2018	2,702	↓
Quarter ending June 2018	2,726	→
Quarter ending September 2018	2,747	→
Quarter ending December 2018	2,671	↓
Variance since December 2017	(3.1%)	↓



ACTIVITY



Month	Adjusted Scheduled Activity (UDA)	
	2018	2019
April	450	364
May	1,147	1,101
June	1,661	1,547
July	2,222	2,377
August	2,694	2,903
September	3,356	3,467
October	3,708	4,099
November	4,061	4,780
December	4,362	5,334
January	4,824	
February	5,314	
March	6,265	
April	6,511	
May	6,521	
June	6,596	

QUALITY

	Quantity	Base Number	Contract	LHB	Wales
% of FP17s for the same patient ID Re-attending within 3 months - Children	65	1,094	5.9%	7.8%	10.9%
% of FP17s for the same patient ID Re-attending within 3 months - Adults	235	1,965	12.0%	13.1%	15.6%
% of FP17s for the same patient ID Re-attending between 3 & 9 months - Children	604	1,094	55.2%	59.0%	59.6%
% of FP17s for the same patient ID Re-attending between 3 & 9 months - Adults	1,080	1,965	55.0%	54.2%	55.6%
% of FP17s for Band 1 Urgent Courses	199	2,858	7.0%	8.2%	8.9%
% of FP17s Relating to Free Repair or Replacements	3	2,858	0.1%	0.7%	0.7%
% of FP17s Relating to Continuations	56	2,858	2.0%	0.8%	0.7%
% of Patients satisfied with the dentistry they have received	8	8	N/A	92.9%	93.3%
% of Patients satisfied with the time they had to wait for an appointment	7	8	N/A	86.7%	88.0%

* This is based on patients treated on this contract for their most recent course of treatment. Figures in italics indicate the base number of FP17s or Patient Questionnaire responses are less than 100. N/A is shown where the base number of responses is less than 10 during the period. % is calculated as Quantity/Base number*100

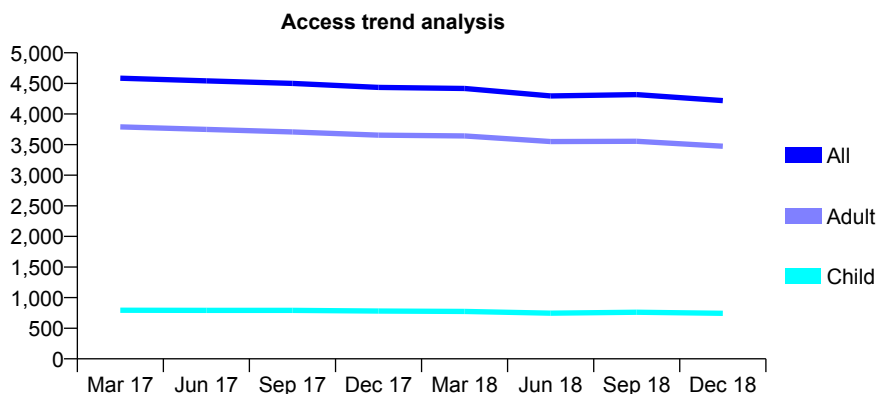
7A1 - Vital Signs At a Glance Contract Report for 299901/0002 - December 2018

Name or company name	MR J SREERAM
Contract type name	Pilot Contract
Purpose of contract	General
Contract start date	01/04/2015
Contract end date	

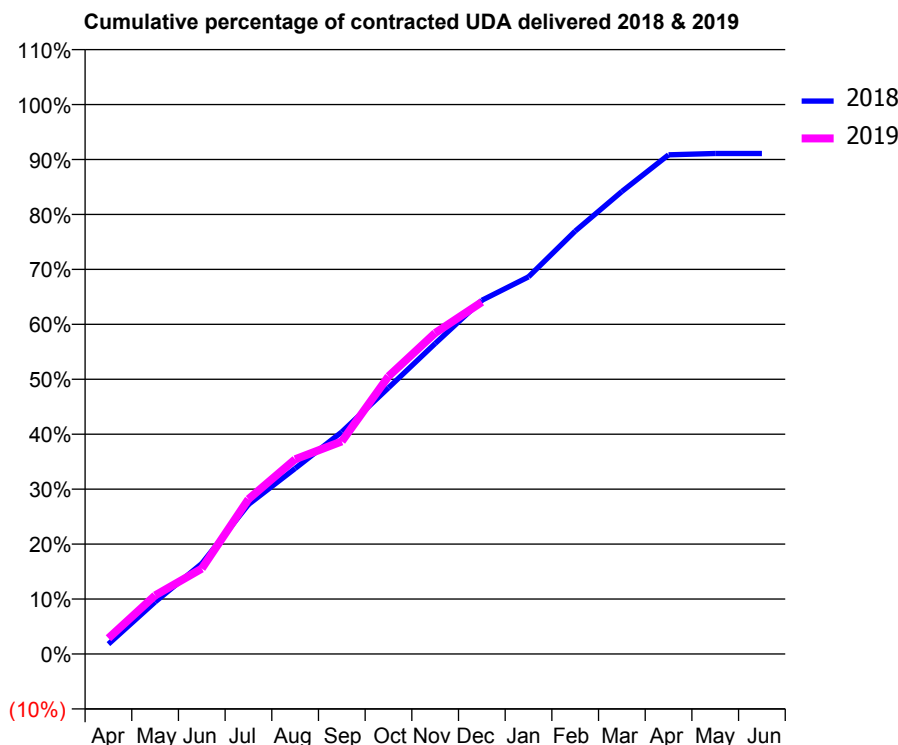
18/19 Contracted general activity (UDA)	14,976
Carry forward general activity (UDA)	0
18/19 Contracted orthodontic activity (UOA)	0
Carry forward orthodontic activity (UOA)	0
Baseline contract value	£368,994.45

ACCESS*

Patients seen in 24 months	Total	Change since previous quarter
Quarter ending December 2017	4,435	
Quarter ending March 2018	4,417	→
Quarter ending June 2018	4,296	↓
Quarter ending September 2018	4,316	→
Quarter ending December 2018	4,218	↓
Variance since December 2017	(4.9%)	↓



ACTIVITY



Month	Adjusted Scheduled Activity (UDA)	
	2018	2019
April	269	430
May	1,418	1,596
June	2,466	2,327
July	4,074	4,220
August	5,056	5,309
September	6,053	5,794
October	7,257	7,569
November	8,463	8,750
December	9,641	9,592
January	10,280	
February	11,525	
March	12,607	
April	13,605	
May	13,642	
June	13,643	

QUALITY

	Quantity	Base Number	Contract	LHB	Wales
% of FP17s for the same patient ID Re-attending within 3 months - Children	22	736	3.0%	7.8%	10.9%
% of FP17s for the same patient ID Re-attending within 3 months - Adults	243	3,962	6.1%	13.1%	15.6%
% of FP17s for the same patient ID Re-attending between 3 & 9 months - Children	438	736	59.5%	59.0%	59.6%
% of FP17s for the same patient ID Re-attending between 3 & 9 months - Adults	2,753	3,962	69.5%	54.2%	55.6%
% of FP17s for Band 1 Urgent Courses	140	4,330	3.2%	8.2%	8.9%
% of FP17s Relating to Free Repair or Replacements	15	4,330	0.3%	0.7%	0.7%
% of FP17s Relating to Continuations	23	4,330	0.5%	0.8%	0.7%
% of Patients satisfied with the dentistry they have received	5	5	N/A	92.9%	93.3%
% of Patients satisfied with the time they had to wait for an appointment	5	5	N/A	86.7%	88.0%

* This is based on patients treated on this contract for their most recent course of treatment. Figures in italics indicate the base number of FP17s or Patient Questionnaire responses are less than 100. N/A is shown where the base number of responses is less than 10 during the period. % is calculated as Quantity/Base number*100

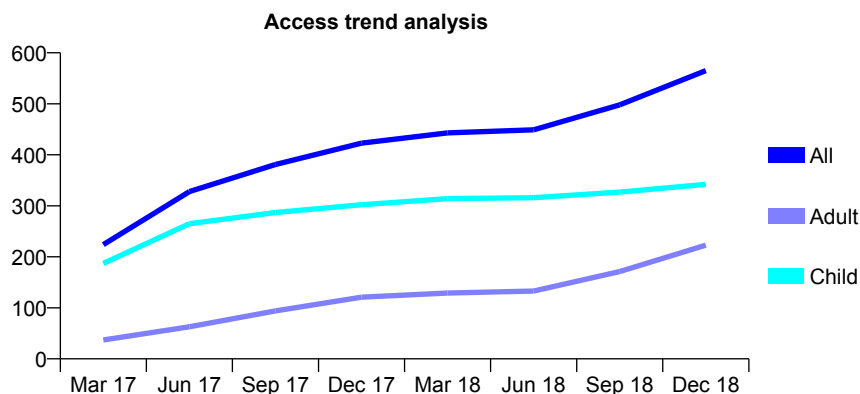
7A1 - Vital Signs At a Glance Contract Report for 304395/0002 - December 2018

Name or company name	Dr T Aldescu
Contract type name	GDS Contract
Purpose of contract	General
Contract start date	03/07/2014
Contract end date	

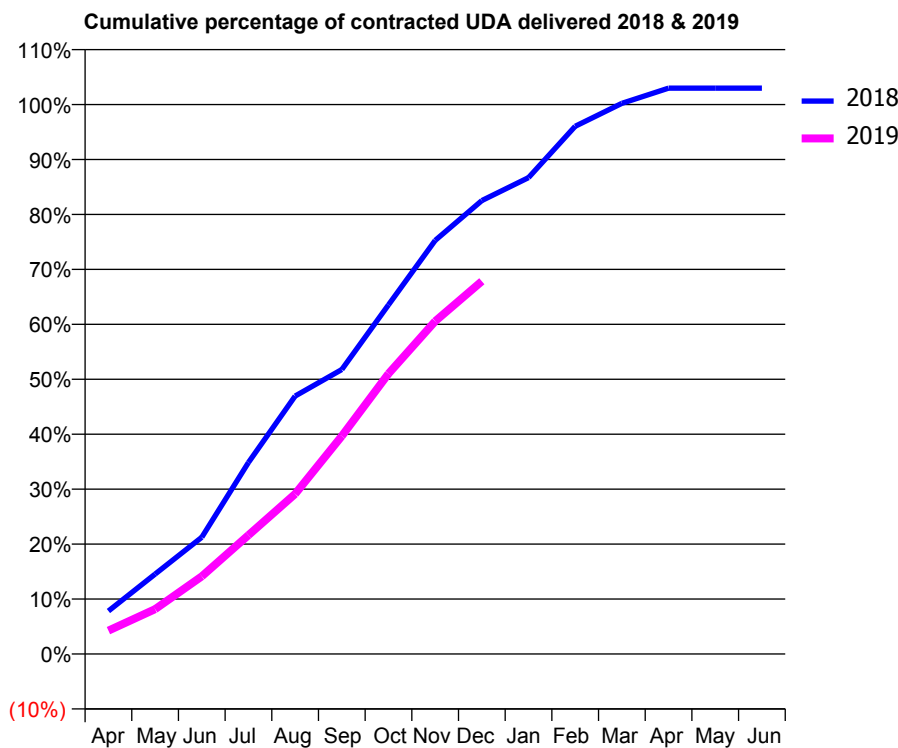
18/19 Contracted general activity (UDA)	1,600
Carry forward general activity (UDA)	-36
18/19 Contracted orthodontic activity (UOA)	0
Carry forward orthodontic activity (UOA)	0
Baseline contract value	£40,191.33

ACCESS*

Patients seen in 24 months	Total	Change since previous quarter
Quarter ending December 2017	423	
Quarter ending March 2018	443	↑
Quarter ending June 2018	449	→
Quarter ending September 2018	498	↑
Quarter ending December 2018	565	↑
Variance since December 2017	33.6%	↑



ACTIVITY



Month	Adjusted Scheduled Activity (UDA)	
	2018	2019
April	94	68
May	175	131
June	255	226
July	418	346
August	563	466
September	621	635
October	763	816
November	903	969
December	990	1,086
January	1,040	
February	1,152	
March	1,203	
April	1,236	
May	1,236	
June	1,236	

QUALITY

	Quantity	Base Number	Contract	LHB	Wales
% of FP17s for the same patient ID Re-attending within 3 months - Children	21	368	5.7%	7.8%	10.9%
% of FP17s for the same patient ID Re-attending within 3 months - Adults	17	176	9.7%	13.1%	15.6%
% of FP17s for the same patient ID Re-attending between 3 & 9 months - Children	214	368	58.2%	59.0%	59.6%
% of FP17s for the same patient ID Re-attending between 3 & 9 months - Adults	44	176	25.0%	54.2%	55.6%
% of FP17s for Band 1 Urgent Courses	33	525	6.3%	8.2%	8.9%
% of FP17s Relating to Free Repair or Replacements	1	525	0.2%	0.7%	0.7%
% of FP17s Relating to Continuations	9	525	1.7%	0.8%	0.7%
% of Patients satisfied with the dentistry they have received	0	0	N/A	92.9%	93.3%
% of Patients satisfied with the time they had to wait for an appointment	0	0	N/A	86.7%	88.0%

* This is based on patients treated on this contract for their most recent course of treatment. Figures in italics indicate the base number of FP17s or Patient Questionnaire responses are less than 100. N/A is shown where the base number of responses is less than 10 during the period. % is calculated as Quantity/Base number*100

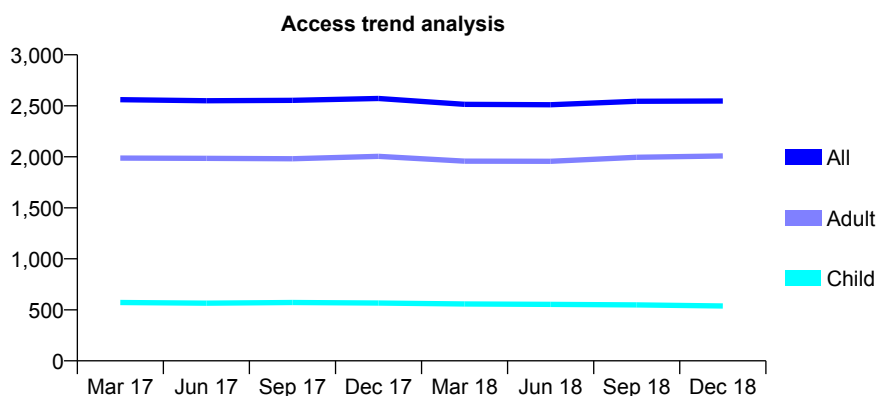
7A1 - Vital Signs At a Glance Contract Report for 331325/0001 - December 2018

Name or company name	MR LC WILLIAMS
Contract type name	GDS Contract
Purpose of contract	General
Contract start date	01/04/2006
Contract end date	

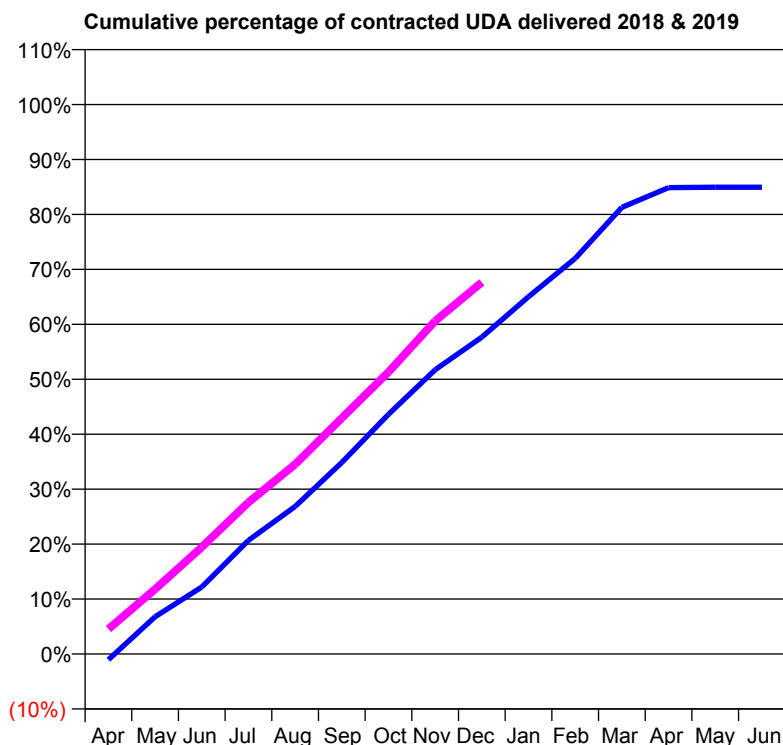
18/19 Contracted general activity (UDA)	8,600
Carry forward general activity (UDA)	0
18/19 Contracted orthodontic activity (UOA)	0
Carry forward orthodontic activity (UOA)	0
Baseline contract value	£222,351.04

ACCESS*

Patients seen in 24 months	Total	Change since previous quarter
Quarter ending December 2017	2,572	
Quarter ending March 2018	2,515	↓
Quarter ending June 2018	2,510	→
Quarter ending September 2018	2,545	→
Quarter ending December 2018	2,547	→
Variance since December 2017	(1.0%)	→



ACTIVITY



Month	Adjusted Scheduled Activity (UDA)	
	2018	2019
April	-90	391
May	576	1,015
June	1,036	1,673
July	1,758	2,373
August	2,282	2,968
September	2,964	3,694
October	3,708	4,412
November	4,396	5,213
December	4,901	5,817
January	5,526	
February	6,119	
March	6,910	
April	7,213	
May	7,220	
June	7,220	

QUALITY

	Quantity	Base Number	Contract	LHB	Wales
% of FP17s for the same patient ID Re-attending within 3 months - Children	48	660	7.3%	7.8%	10.9%
% of FP17s for the same patient ID Re-attending within 3 months - Adults	304	2,291	13.3%	13.1%	15.6%
% of FP17s for the same patient ID Re-attending between 3 & 9 months - Children	403	660	61.1%	59.0%	59.6%
% of FP17s for the same patient ID Re-attending between 3 & 9 months - Adults	1,227	2,291	53.6%	54.2%	55.6%
% of FP17s for Band 1 Urgent Courses	133	2,811	4.7%	8.2%	8.9%
% of FP17s Relating to Free Repair or Replacements	19	2,811	0.7%	0.7%	0.7%
% of FP17s Relating to Continuations	8	2,811	0.3%	0.8%	0.7%
% of Patients satisfied with the dentistry they have received	5	6	N/A	92.9%	93.3%
% of Patients satisfied with the time they had to wait for an appointment	6	6	N/A	86.7%	88.0%

* This is based on patients treated on this contract for their most recent course of treatment. Figures in italics indicate the base number of FP17s or Patient Questionnaire responses are less than 100. N/A is shown where the base number of responses is less than 10 during the period. % is calculated as Quantity/Base number*100

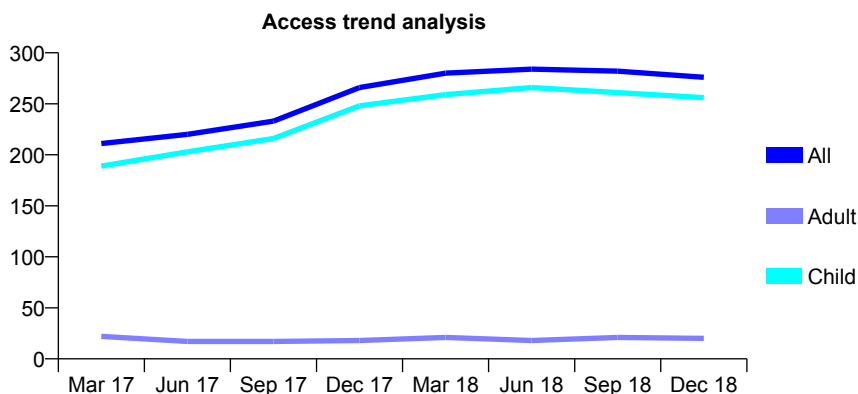
7A1 - Vital Signs At a Glance Contract Report for 332658/0001 - December 2018

Name or company name	MR JO JOHNSON
Contract type name	GDS Contract
Purpose of contract	General
Contract start date	01/04/2006
Contract end date	

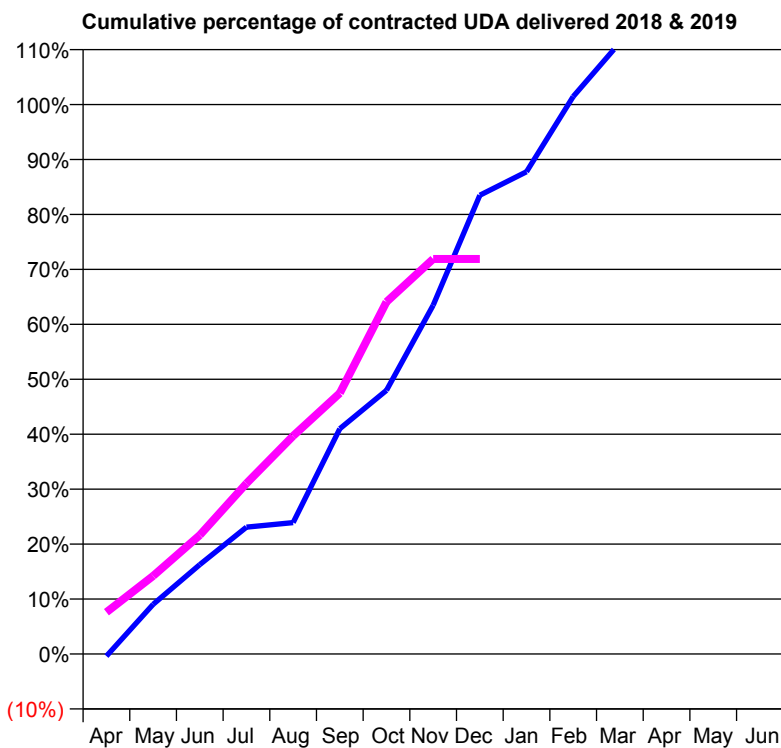
18/19 Contracted general activity (UDA)	500
Carry forward general activity (UDA)	-25
18/19 Contracted orthodontic activity (UOA)	0
Carry forward orthodontic activity (UOA)	0
Baseline contract value	£12,092.96

ACCESS*

Patients seen in 24 months	Total	Change since previous quarter
Quarter ending December 2017	266	
Quarter ending March 2018	280	↑
Quarter ending June 2018	284	→
Quarter ending September 2018	282	→
Quarter ending December 2018	276	↓
Variance since December 2017	3.8%	↑



ACTIVITY



Adjusted Scheduled Activity (UDA)		
Month	2018	2019
April	-2	38
May	45	71
June	81	108
July	115	155
August	120	198
September	205	237
October	240	320
November	317	359
December	417	359
January	439	
February	507	
March	556	
April	567	
May	597	
June	597	

QUALITY

	Quantity	Base Number	Contract	LHB	Wales
% of FP17s for the same patient ID Re-attending within 3 months - Children	16	301	5.3%	7.8%	10.9%
% of FP17s for the same patient ID Re-attending within 3 months - Adults	0	0	N/A	13.1%	15.6%
% of FP17s for the same patient ID Re-attending between 3 & 9 months - Children	219	301	72.8%	59.0%	59.6%
% of FP17s for the same patient ID Re-attending between 3 & 9 months - Adults	0	0	N/A	54.2%	55.6%
% of FP17s for Band 1 Urgent Courses	2	268	0.7%	8.2%	8.9%
% of FP17s Relating to Free Repair or Replacements	0	268	0.0%	0.7%	0.7%
% of FP17s Relating to Continuations	0	268	0.0%	0.8%	0.7%
% of Patients satisfied with the dentistry they have received	0	0	N/A	92.9%	93.3%
% of Patients satisfied with the time they had to wait for an appointment	0	0	N/A	86.7%	88.0%

* This is based on patients treated on this contract for their most recent course of treatment. Figures in italics indicate the base number of FP17s or Patient Questionnaire responses are less than 100. N/A is shown where the base number of responses is less than 10 during the period. % is calculated as Quantity/Base number*100

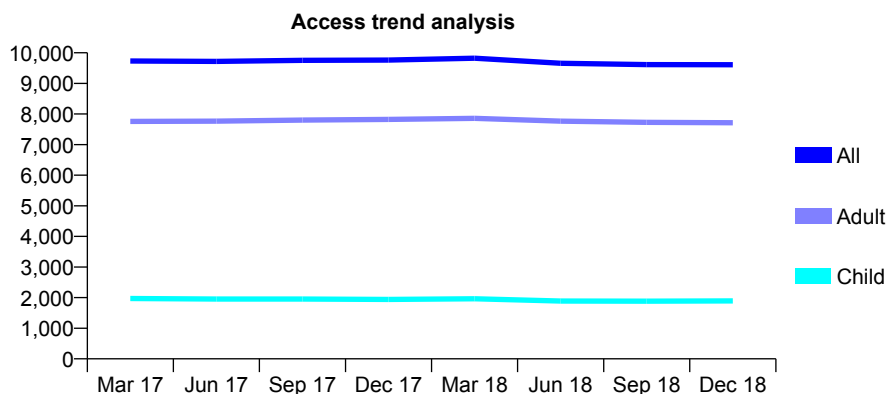
7A1 - Vital Signs At a Glance Contract Report for 569259/0001 - December 2018

Name or company name	MR RT HANDLEY
Contract type name	GDS Contract
Purpose of contract	General
Contract start date	01/04/2006
Contract end date	

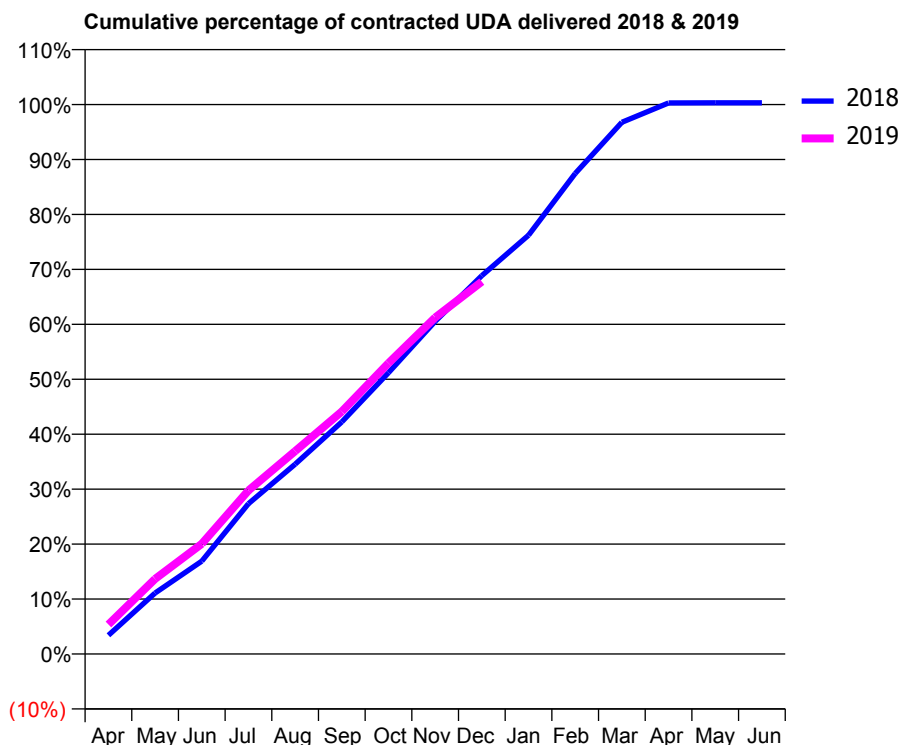
18/19 Contracted general activity (UDA)	31,357
Carry forward general activity (UDA)	-93
18/19 Contracted orthodontic activity (UOA)	0
Carry forward orthodontic activity (UOA)	0
Baseline contract value	£820,639.17

ACCESS*

Patients seen in 24 months	Total	Change since previous quarter
Quarter ending December 2017	9,761	
Quarter ending March 2018	9,822	→
Quarter ending June 2018	9,656	↓
Quarter ending September 2018	9,613	→
Quarter ending December 2018	9,610	→
Variance since December 2017	(1.5%)	↓



ACTIVITY



Month	Adjusted Scheduled Activity (UDA)	
	2018	2019
April	1,071	1,689
May	3,484	4,290
June	5,296	6,293
July	8,580	9,335
August	10,831	11,574
September	13,243	13,837
October	16,051	16,600
November	18,979	19,205
December	21,591	21,252
January	23,900	
February	27,422	
March	30,343	
April	31,449	
May	31,451	
June	31,450	

QUALITY

	Quantity	Base Number	Contract	LHB	Wales
% of FP17s for the same patient ID Re-attending within 3 months - Children	109	1,872	5.8%	7.8%	10.9%
% of FP17s for the same patient ID Re-attending within 3 months - Adults	926	7,672	12.1%	13.1%	15.6%
% of FP17s for the same patient ID Re-attending between 3 & 9 months - Children	913	1,872	48.8%	59.0%	59.6%
% of FP17s for the same patient ID Re-attending between 3 & 9 months - Adults	3,935	7,672	51.3%	54.2%	55.6%
% of FP17s for Band 1 Urgent Courses	626	9,096	6.9%	8.2%	8.9%
% of FP17s Relating to Free Repair or Replacements	88	9,096	1.0%	0.7%	0.7%
% of FP17s Relating to Continuations	49	9,096	0.5%	0.8%	0.7%
% of Patients satisfied with the dentistry they have received	21	23	91.3%	92.9%	93.3%
% of Patients satisfied with the time they had to wait for an appointment	20	23	87.0%	86.7%	88.0%

* This is based on patients treated on this contract for their most recent course of treatment. Figures in italics indicate the base number of FP17s or Patient Questionnaire responses are less than 100. N/A is shown where the base number of responses is less than 10 during the period. % is calculated as Quantity/Base number*100

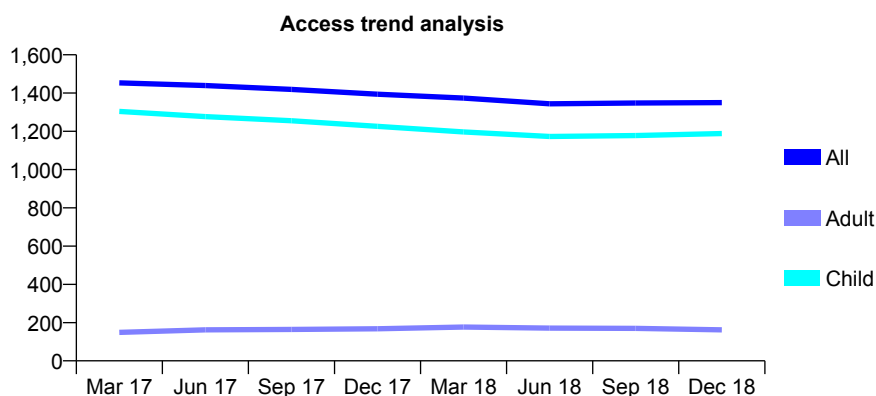
7A1 - Vital Signs At a Glance Contract Report for 571466/0001 - December 2018

Name or company name	MR SC EDWARDS
Contract type name	PDS Contract
Purpose of contract	General
Contract start date	01/04/2006
Contract end date	31/03/2019

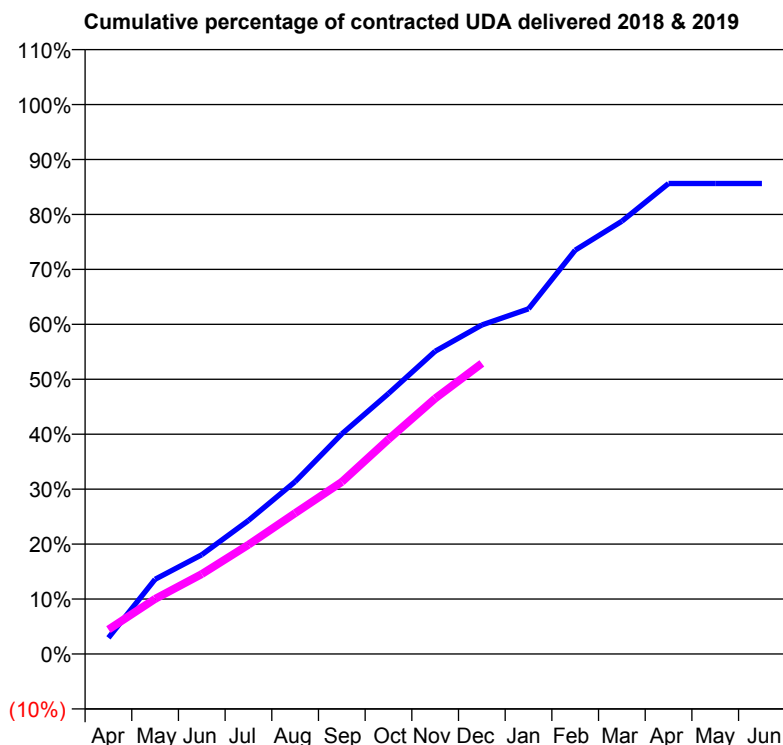
18/19 Contracted general activity (UDA)	2,746
Carry forward general activity (UDA)	0
18/19 Contracted orthodontic activity (UOA)	0
Carry forward orthodontic activity (UOA)	0
Baseline contract value	£70,974.91

ACCESS*

Patients seen in 24 months	Total	Change since previous quarter
Quarter ending December 2017	1,394	
Quarter ending March 2018	1,374	↓
Quarter ending June 2018	1,344	↓
Quarter ending September 2018	1,348	→
Quarter ending December 2018	1,350	→
Variance since December 2017	(3.2%)	↓



ACTIVITY



Month	Adjusted Scheduled Activity (UDA)	
	2018	2019
April	81	122
May	373	276
June	496	400
July	667	546
August	862	704
September	1,100	860
October	1,302	1,073
November	1,513	1,277
December	1,644	1,452
January	1,725	
February	2,018	
March	2,163	
April	2,351	
May	2,351	
June	2,351	

QUALITY

	Quantity	Base Number	Contract	LHB	Wales
% of FP17s for the same patient ID Re-attending within 3 months - Children	62	1,134	5.5%	7.8%	10.9%
% of FP17s for the same patient ID Re-attending within 3 months - Adults	4	37	10.8%	13.1%	15.6%
% of FP17s for the same patient ID Re-attending between 3 & 9 months - Children	575	1,134	50.7%	59.0%	59.6%
% of FP17s for the same patient ID Re-attending between 3 & 9 months - Adults	16	37	43.2%	54.2%	55.6%
% of FP17s for Band 1 Urgent Courses	7	1,047	0.7%	8.2%	8.9%
% of FP17s Relating to Free Repair or Replacements	0	1,047	0.0%	0.7%	0.7%
% of FP17s Relating to Continuations	16	1,047	1.5%	0.8%	0.7%
% of Patients satisfied with the dentistry they have received	1	1	N/A	92.9%	93.3%
% of Patients satisfied with the time they had to wait for an appointment	1	1	N/A	86.7%	88.0%

* This is based on patients treated on this contract for their most recent course of treatment. Figures in italics indicate the base number of FP17s or Patient Questionnaire responses are less than 100. N/A is shown where the base number of responses is less than 10 during the period. % is calculated as Quantity/Base number*100

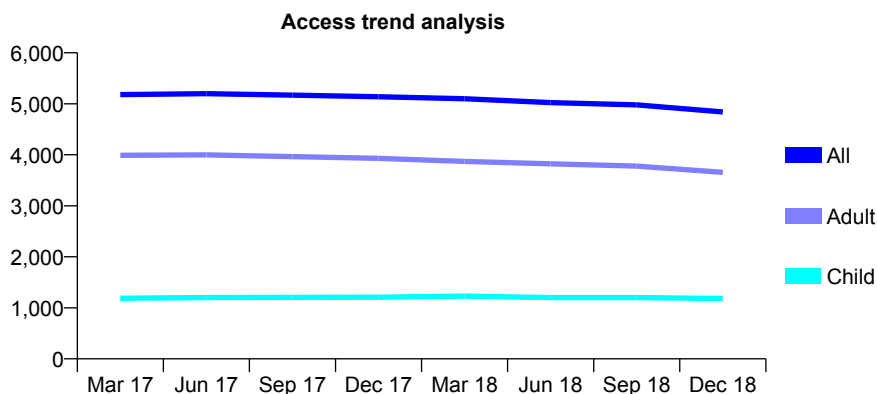
7A1 - Vital Signs At a Glance Contract Report for 602531/0001 - December 2018

Name or company name	Deintyddda Glandwr Cyf Limited
Contract type name	Pilot Contract
Purpose of contract	General
Contract start date	06/05/2015
Contract end date	

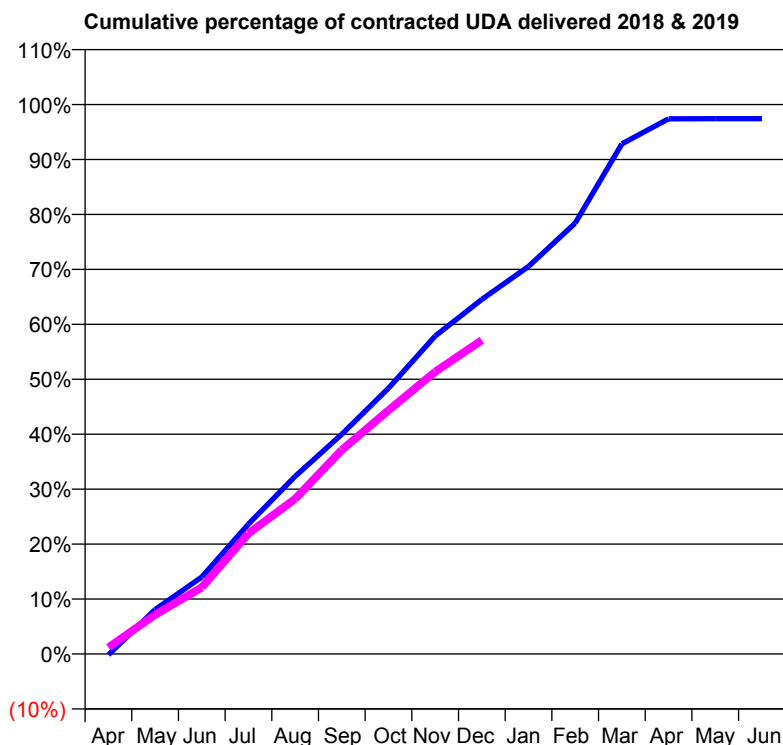
18/19 Contracted general activity (UDA)	15,134
Carry forward general activity (UDA)	433
18/19 Contracted orthodontic activity (UOA)	0
Carry forward orthodontic activity (UOA)	0
Baseline contract value	£373,253.76

ACCESS*

Patients seen in 24 months	Total	Change since previous quarter
Quarter ending December 2017	5,139	
Quarter ending March 2018	5,100	→
Quarter ending June 2018	5,023	↓
Quarter ending September 2018	4,980	→
Quarter ending December 2018	4,840	↓
Variance since December 2017	(5.8%)	↓



ACTIVITY



Month	Adjusted Scheduled Activity (UDA)	
	2018	2019
April	-27	182
May	1,355	1,083
June	2,348	1,833
July	3,962	3,322
August	5,417	4,274
September	6,705	5,621
October	8,108	6,710
November	9,696	7,774
December	10,816	8,642
January	11,819	
February	13,143	
March	15,558	
April	16,320	
May	16,326	
June	16,325	

QUALITY

	Quantity	Base Number	Contract	LHB	Wales
% of FP17s for the same patient ID Re-attending within 3 months - Children	92	1,318	7.0%	7.8%	10.9%
% of FP17s for the same patient ID Re-attending within 3 months - Adults	462	3,643	12.7%	13.1%	15.6%
% of FP17s for the same patient ID Re-attending between 3 & 9 months - Children	904	1,318	68.6%	59.0%	59.6%
% of FP17s for the same patient ID Re-attending between 3 & 9 months - Adults	2,263	3,643	62.1%	54.2%	55.6%
% of FP17s for Band 1 Urgent Courses	364	4,620	7.9%	8.2%	8.9%
% of FP17s Relating to Free Repair or Replacements	50	4,620	1.1%	0.7%	0.7%
% of FP17s Relating to Continuations	2	4,620	0.0%	0.8%	0.7%
% of Patients satisfied with the dentistry they have received	11	12	91.7%	92.9%	93.3%
% of Patients satisfied with the time they had to wait for an appointment	11	12	91.7%	86.7%	88.0%

* This is based on patients treated on this contract for their most recent course of treatment. Figures in italics indicate the base number of FP17s or Patient Questionnaire responses are less than 100. N/A is shown where the base number of responses is less than 10 during the period. % is calculated as Quantity/Base number*100

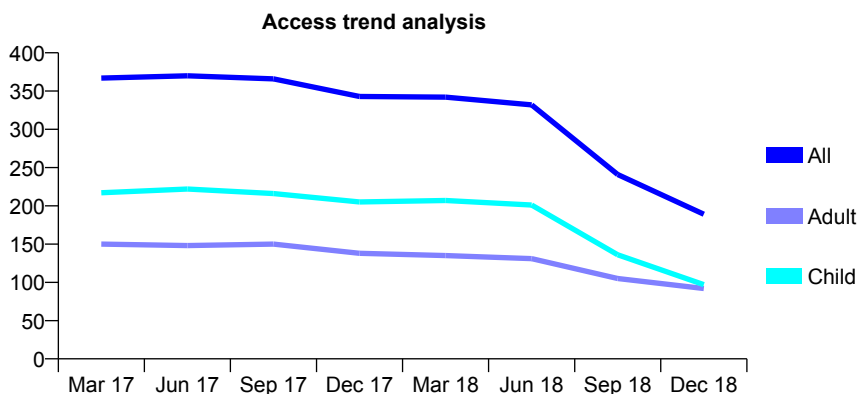
7A1 - Vital Signs At a Glance Contract Report for 635030/0001 - December 2018

Name or company name	MR BV OWEN
Contract type name	GDS Contract
Purpose of contract	General
Contract start date	01/04/2006
Contract end date	13/05/2018

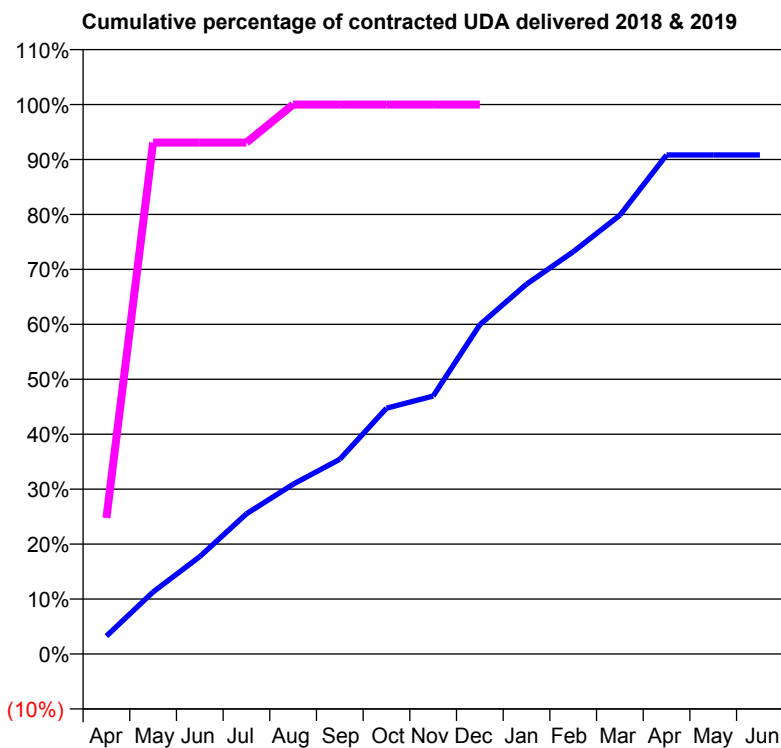
18/19 Contracted general activity (UDA)	101
Carry forward general activity (UDA)	0
18/19 Contracted orthodontic activity (UOA)	0
Carry forward orthodontic activity (UOA)	0
Baseline contract value	£2,610.26

ACCESS*

Patients seen in 24 months	Total	Change since previous quarter
Quarter ending December 2017	343	
Quarter ending March 2018	342	→
Quarter ending June 2018	332	↓
Quarter ending September 2018	241	↓
Quarter ending December 2018	189	↓
Variance since December 2017	(44.9%)	↓



ACTIVITY



Month	Adjusted Scheduled Activity (UDA)	
	2018	2019
April	31	25
May	107	94
June	168	94
July	242	94
August	293	101
September	336	101
October	424	101
November	445	101
December	568	101
January	638	
February	694	
March	757	
April	861	
May	861	
June	861	

QUALITY

	Quantity	Base Number	Contract	LHB	Wales
% of FP17s for the same patient ID Re-attending within 3 months - Children	9	69	13.0%	7.8%	10.9%
% of FP17s for the same patient ID Re-attending within 3 months - Adults	3	32	9.4%	13.1%	15.6%
% of FP17s for the same patient ID Re-attending between 3 & 9 months - Children	41	69	59.4%	59.0%	59.6%
% of FP17s for the same patient ID Re-attending between 3 & 9 months - Adults	16	32	50.0%	54.2%	55.6%
% of FP17s for Band 1 Urgent Courses	0	69	0.0%	8.2%	8.9%
% of FP17s Relating to Free Repair or Replacements	0	69	0.0%	0.7%	0.7%
% of FP17s Relating to Continuations	1	69	1.4%	0.8%	0.7%
% of Patients satisfied with the dentistry they have received	0	0	N/A	92.9%	93.3%
% of Patients satisfied with the time they had to wait for an appointment	0	0	N/A	86.7%	88.0%

* This is based on patients treated on this contract for their most recent course of treatment. Figures in italics indicate the base number of FP17s or Patient Questionnaire responses are less than 100. N/A is shown where the base number of responses is less than 10 during the period. % is calculated as Quantity/Base number*100

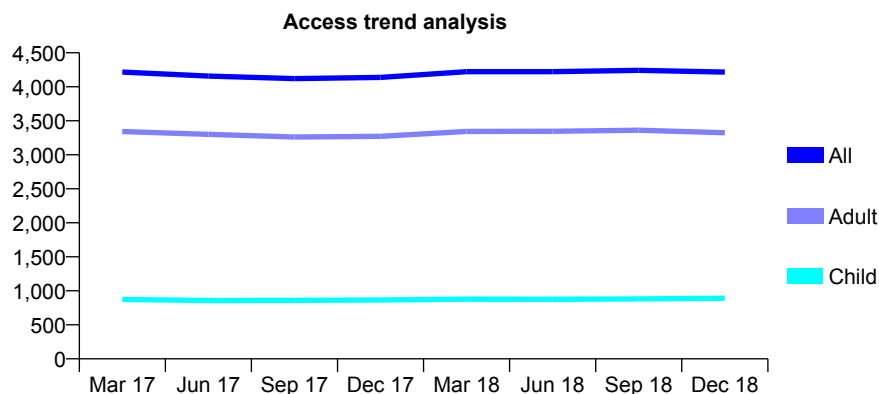
7A1 - Vital Signs At a Glance Contract Report for 639095/0001 - December 2018

Name or company name	MR MA HORTON
Contract type name	GDS Contract
Purpose of contract	General
Contract start date	01/04/2006
Contract end date	

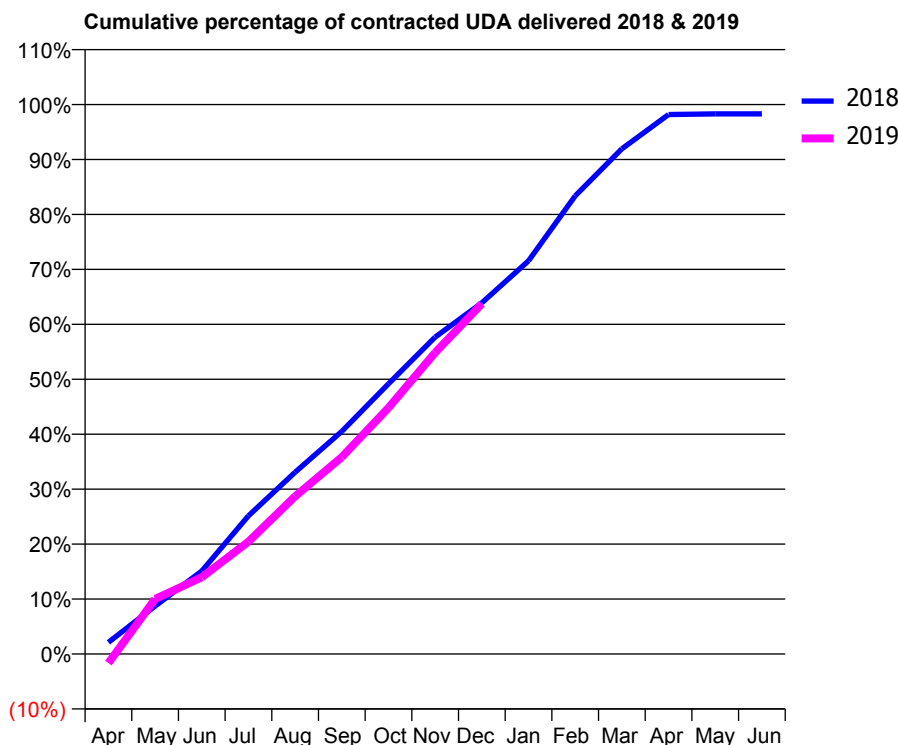
18/19 Contracted general activity (UDA)	14,832
Carry forward general activity (UDA)	246
18/19 Contracted orthodontic activity (UOA)	0
Carry forward orthodontic activity (UOA)	0
Baseline contract value	£435,668.99

ACCESS*

Patients seen in 24 months	Total	Change since previous quarter
Quarter ending December 2017	4,138	
Quarter ending March 2018	4,222	↑
Quarter ending June 2018	4,222	→
Quarter ending September 2018	4,243	→
Quarter ending December 2018	4,216	→
Variance since December 2017	1.9%	→



ACTIVITY



Month	Adjusted Scheduled Activity (UDA)	
	2018	2019
April	303	-246
May	1,250	1,484
June	2,165	2,071
July	3,605	3,031
August	4,741	4,257
September	5,806	5,315
October	7,046	6,645
November	8,265	8,138
December	9,159	9,454
January	10,255	
February	11,949	
March	13,176	
April	14,068	
May	14,086	
June	14,086	

QUALITY

	Quantity	Base Number	Contract	LHB	Wales
% of FP17s for the same patient ID Re-attending within 3 months - Children	107	1,116	9.6%	7.8%	10.9%
% of FP17s for the same patient ID Re-attending within 3 months - Adults	596	3,995	14.9%	13.1%	15.6%
% of FP17s for the same patient ID Re-attending between 3 & 9 months - Children	727	1,116	65.1%	59.0%	59.6%
% of FP17s for the same patient ID Re-attending between 3 & 9 months - Adults	2,586	3,995	64.7%	54.2%	55.6%
% of FP17s for Band 1 Urgent Courses	255	4,723	5.4%	8.2%	8.9%
% of FP17s Relating to Free Repair or Replacements	77	4,723	1.6%	0.7%	0.7%
% of FP17s Relating to Continuations	39	4,723	0.8%	0.8%	0.7%
% of Patients satisfied with the dentistry they have received	29	30	96.7%	92.9%	93.3%
% of Patients satisfied with the time they had to wait for an appointment	28	30	93.3%	86.7%	88.0%

* This is based on patients treated on this contract for their most recent course of treatment. Figures in italics indicate the base number of FP17s or Patient Questionnaire responses are less than 100. N/A is shown where the base number of responses is less than 10 during the period. % is calculated as Quantity/Base number*100

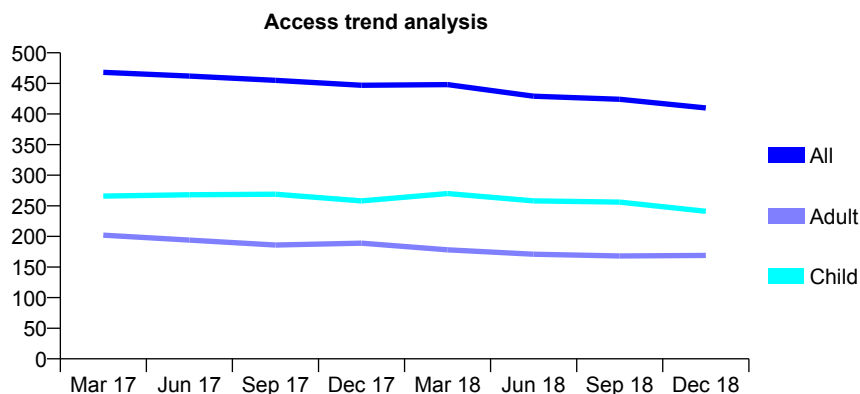
7A1 - Vital Signs At a Glance Contract Report for 641820/0001 - December 2018

Name or company name	MR AP WOOLLEY
Contract type name	GDS Contract
Purpose of contract	General
Contract start date	01/04/2006
Contract end date	

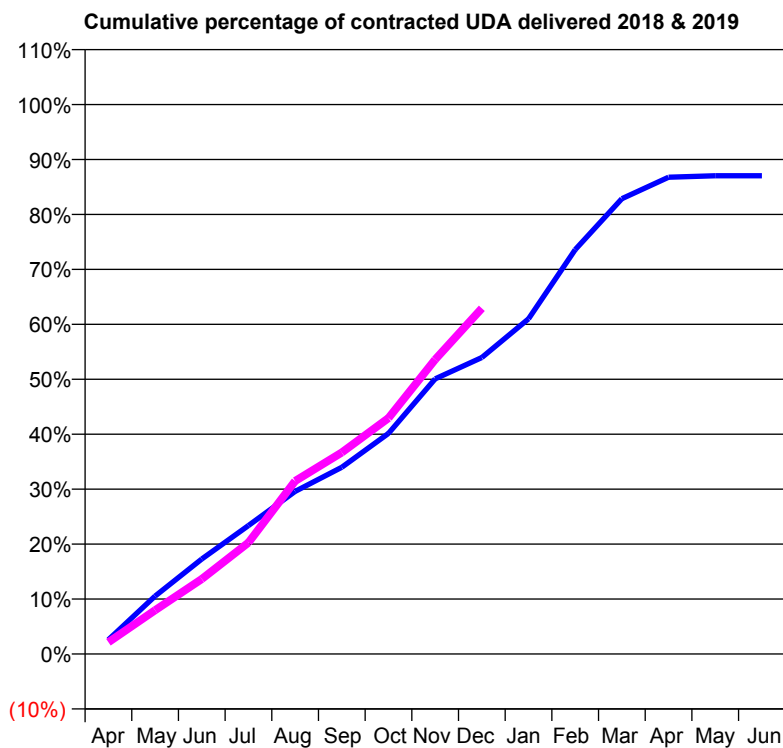
18/19 Contracted general activity (UDA)	1,075
Carry forward general activity (UDA)	0
18/19 Contracted orthodontic activity (UOA)	0
Carry forward orthodontic activity (UOA)	0
Baseline contract value	£27,144.12

ACCESS*

Patients seen in 24 months	Total	Change since previous quarter
Quarter ending December 2017	447	
Quarter ending March 2018	448	→
Quarter ending June 2018	429	↓
Quarter ending September 2018	424	↓
Quarter ending December 2018	410	↓
Variance since December 2017	(8.3%)	↓



ACTIVITY



Month	Adjusted Scheduled Activity (UDA)	
	2018	2019
April	29	23
May	118	86
June	193	147
July	261	218
August	330	338
September	379	394
October	448	462
November	558	576
December	602	676
January	680	
February	821	
March	924	
April	967	
May	970	
June	970	

QUALITY

	Quantity	Base Number	Contract	LHB	Wales
% of FP17s for the same patient ID Re-attending within 3 months - Children	15	301	5.0%	7.8%	10.9%
% of FP17s for the same patient ID Re-attending within 3 months - Adults	13	132	9.8%	13.1%	15.6%
% of FP17s for the same patient ID Re-attending between 3 & 9 months - Children	169	301	56.1%	59.0%	59.6%
% of FP17s for the same patient ID Re-attending between 3 & 9 months - Adults	83	132	62.9%	54.2%	55.6%
% of FP17s for Band 1 Urgent Courses	11	399	2.8%	8.2%	8.9%
% of FP17s Relating to Free Repair or Replacements	0	399	0.0%	0.7%	0.7%
% of FP17s Relating to Continuations	0	399	0.0%	0.8%	0.7%
% of Patients satisfied with the dentistry they have received	0	1	N/A	92.9%	93.3%
% of Patients satisfied with the time they had to wait for an appointment	0	1	N/A	86.7%	88.0%

* This is based on patients treated on this contract for their most recent course of treatment. Figures in italics indicate the base number of FP17s or Patient Questionnaire responses are less than 100. N/A is shown where the base number of responses is less than 10 during the period. % is calculated as Quantity/Base number*100

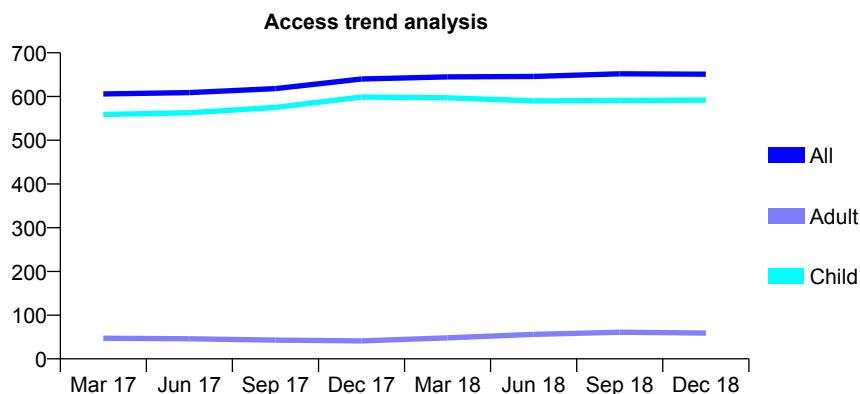
7A1 - Vital Signs At a Glance Contract Report for 678589/0001 - December 2018

Name or company name	MR FQ HEWITT
Contract type name	GDS Contract
Purpose of contract	General
Contract start date	01/04/2009
Contract end date	

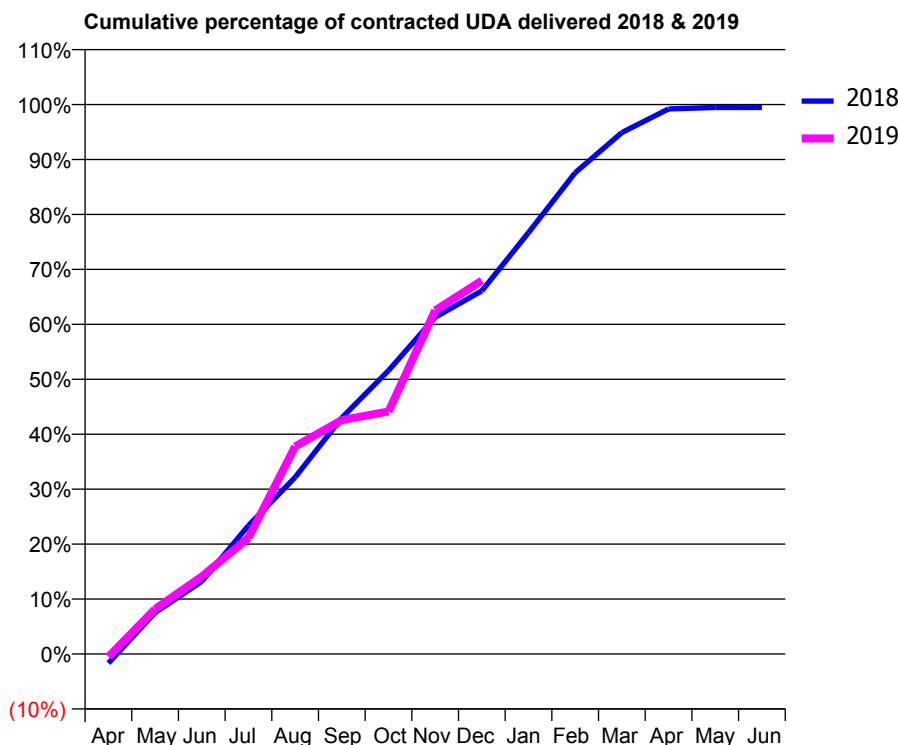
18/19 Contracted general activity (UDA)	1,129
Carry forward general activity (UDA)	6
18/19 Contracted orthodontic activity (UOA)	0
Carry forward orthodontic activity (UOA)	0
Baseline contract value	£28,079.56

ACCESS*

Patients seen in 24 months	Total	Change since previous quarter
Quarter ending December 2017	640	
Quarter ending March 2018	645	→
Quarter ending June 2018	646	→
Quarter ending September 2018	652	→
Quarter ending December 2018	651	→
Variance since December 2017	1.7%	→



ACTIVITY



Month	Adjusted Scheduled Activity (UDA)	
	2018	2019
April	-19	-6
May	85	93
June	149	159
July	264	239
August	363	426
September	485	481
October	582	498
November	692	706
December	746	767
January	866	
February	989	
March	1,071	
April	1,120	
May	1,123	
June	1,123	

QUALITY

	Quantity	Base Number	Contract	LHB	Wales
% of FP17s for the same patient ID Re-attending within 3 months - Children	35	575	6.1%	7.8%	10.9%
% of FP17s for the same patient ID Re-attending within 3 months - Adults	2	22	9.1%	13.1%	15.6%
% of FP17s for the same patient ID Re-attending between 3 & 9 months - Children	320	575	55.7%	59.0%	59.6%
% of FP17s for the same patient ID Re-attending between 3 & 9 months - Adults	11	22	50.0%	54.2%	55.6%
% of FP17s for Band 1 Urgent Courses	29	566	5.1%	8.2%	8.9%
% of FP17s Relating to Free Repair or Replacements	0	566	0.0%	0.7%	0.7%
% of FP17s Relating to Continuations	7	566	1.2%	0.8%	0.7%
% of Patients satisfied with the dentistry they have received	0	0	N/A	92.9%	93.3%
% of Patients satisfied with the time they had to wait for an appointment	0	0	N/A	86.7%	88.0%

* This is based on patients treated on this contract for their most recent course of treatment. Figures in italics indicate the base number of FP17s or Patient Questionnaire responses are less than 100. N/A is shown where the base number of responses is less than 10 during the period. % is calculated as Quantity/Base number*100

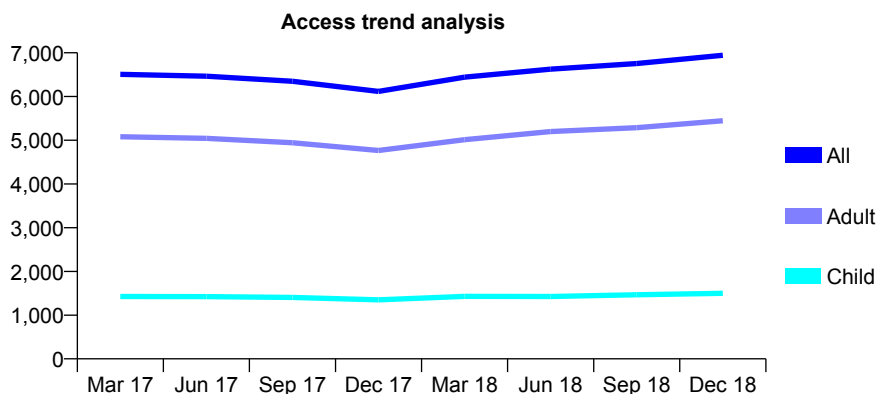
7A1 - Vital Signs At a Glance Contract Report for 682365/0001 - December 2018

Name or company name	MR QM JAFFRI
Contract type name	GDS Contract
Purpose of contract	General
Contract start date	01/04/2006
Contract end date	

18/19 Contracted general activity (UDA)	22,210
Carry forward general activity (UDA)	919
18/19 Contracted orthodontic activity (UOA)	0
Carry forward orthodontic activity (UOA)	0
Baseline contract value	£543,924.06

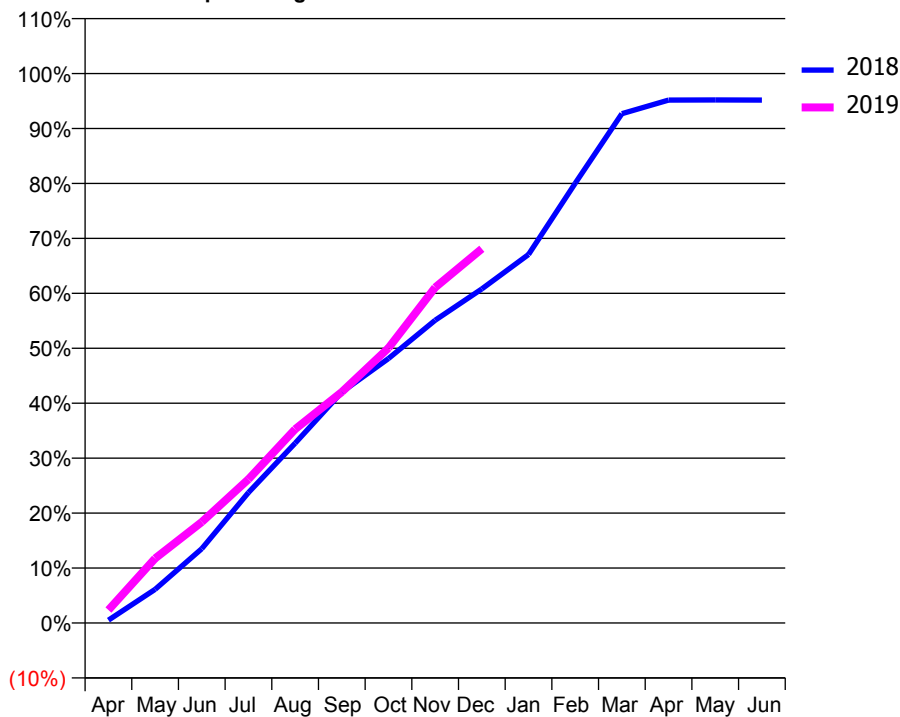
ACCESS*

Patients seen in 24 months	Total	Change since previous quarter
Quarter ending December 2017	6,117	
Quarter ending March 2018	6,442	↑
Quarter ending June 2018	6,625	↑
Quarter ending September 2018	6,755	→
Quarter ending December 2018	6,945	↑
Variance since December 2017	13.5%	↑



ACTIVITY

Cumulative percentage of contracted UDA delivered 2018 & 2019



Adjusted Scheduled Activity (UDA)

Month	2018	2019
April	98	527
May	1,163	2,610
June	2,570	4,083
July	4,515	5,815
August	6,220	7,833
September	7,986	9,336
October	9,150	11,117
November	10,473	13,561
December	11,556	15,128
January	12,747	
February	15,211	
March	17,617	
April	18,088	
May	18,094	
June	18,089	

QUALITY

	Quantity	Base Number	Contract	LHB	Wales
% of FP17s for the same patient ID Re-attending within 3 months - Children	80	1,578	5.1%	7.8%	10.9%
% of FP17s for the same patient ID Re-attending within 3 months - Adults	749	5,945	12.6%	13.1%	15.6%
% of FP17s for the same patient ID Re-attending between 3 & 9 months - Children	928	1,578	58.8%	59.0%	59.6%
% of FP17s for the same patient ID Re-attending between 3 & 9 months - Adults	3,335	5,945	56.1%	54.2%	55.6%
% of FP17s for Band 1 Urgent Courses	517	7,305	7.1%	8.2%	8.9%
% of FP17s Relating to Free Repair or Replacements	30	7,305	0.4%	0.7%	0.7%
% of FP17s Relating to Continuations	68	7,305	0.9%	0.8%	0.7%
% of Patients satisfied with the dentistry they have received	4	4	N/A	92.9%	93.3%
% of Patients satisfied with the time they had to wait for an appointment	2	4	N/A	86.7%	88.0%

* This is based on patients treated on this contract for their most recent course of treatment. Figures in italics indicate the base number of FP17s or Patient Questionnaire responses are less than 100. N/A is shown where the base number of responses is less than 10 during the period. % is calculated as Quantity/Base number*100

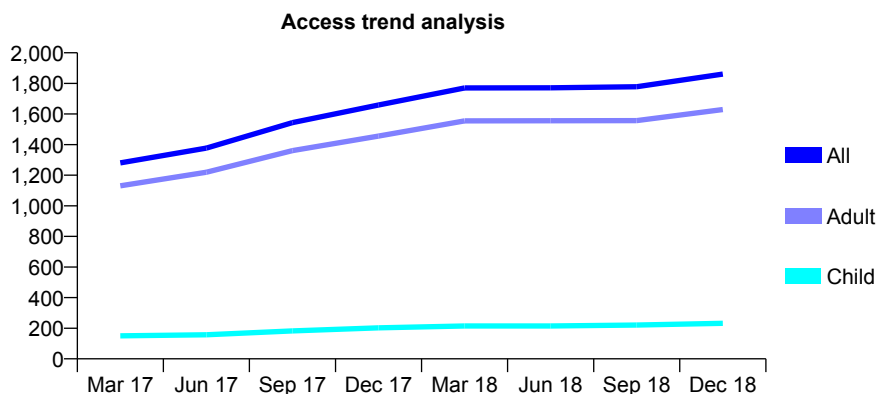
7A1 - Vital Signs At a Glance Contract Report for 682365/0006 - December 2018

Name or company name	MR QM JAFFRI
Contract type name	GDS Contract
Purpose of contract	General
Contract start date	01/01/2010
Contract end date	

18/19 Contracted general activity (UDA)	8,452
Carry forward general activity (UDA)	0
18/19 Contracted orthodontic activity (UOA)	0
Carry forward orthodontic activity (UOA)	0
Baseline contract value	£217,704.95

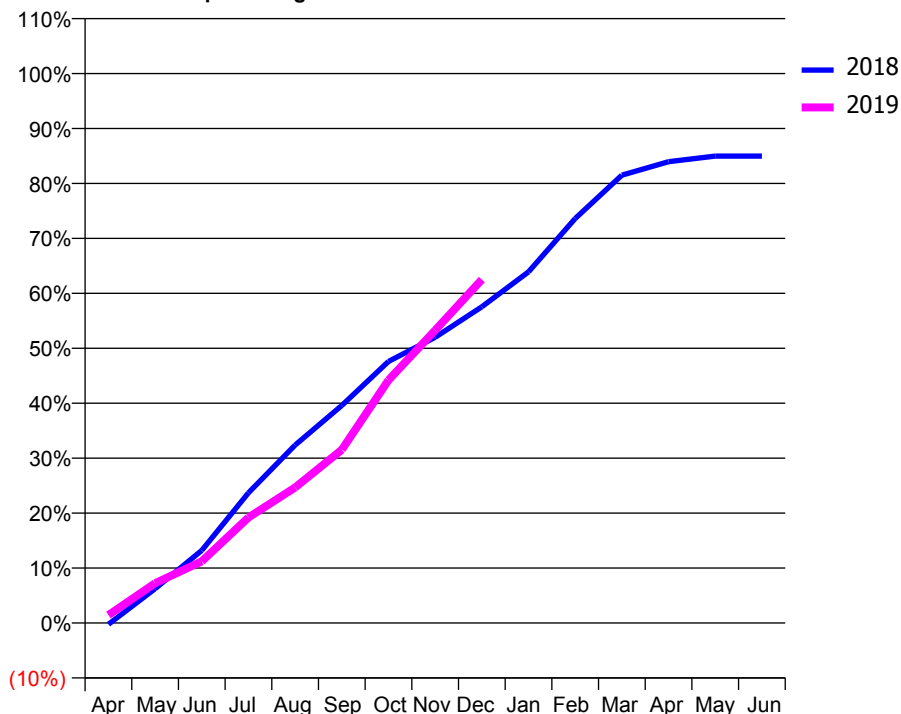
ACCESS*

Patients seen in 24 months	Total	Change since previous quarter
Quarter ending December 2017	1,659	
Quarter ending March 2018	1,770	↑
Quarter ending June 2018	1,771	→
Quarter ending September 2018	1,778	→
Quarter ending December 2018	1,861	↑
Variance since December 2017	12.2%	↑



ACTIVITY

Cumulative percentage of contracted UDA delivered 2018 & 2019



Month	Adjusted Scheduled Activity (UDA)	
	2018	2019
April	-22	123
May	557	612
June	1,177	948
July	2,111	1,623
August	2,886	2,086
September	3,526	2,666
October	4,240	3,735
November	4,630	4,504
December	5,126	5,283
January	5,692	
February	6,558	
March	7,261	
April	7,478	
May	7,570	
June	7,569	

QUALITY

	Quantity	Base Number	Contract	LHB	Wales
% of FP17s for the same patient ID Re-attending within 3 months - Children	21	232	9.1%	7.8%	10.9%
% of FP17s for the same patient ID Re-attending within 3 months - Adults	340	1,728	19.7%	13.1%	15.6%
% of FP17s for the same patient ID Re-attending between 3 & 9 months - Children	124	232	53.4%	59.0%	59.6%
% of FP17s for the same patient ID Re-attending between 3 & 9 months - Adults	926	1,728	53.6%	54.2%	55.6%
% of FP17s for Band 1 Urgent Courses	223	1,840	12.1%	8.2%	8.9%
% of FP17s Relating to Free Repair or Replacements	17	1,840	0.9%	0.7%	0.7%
% of FP17s Relating to Continuations	23	1,840	1.3%	0.8%	0.7%
% of Patients satisfied with the dentistry they have received	6	9	N/A	92.9%	93.3%
% of Patients satisfied with the time they had to wait for an appointment	8	9	N/A	86.7%	88.0%

* This is based on patients treated on this contract for their most recent course of treatment. Figures in italics indicate the base number of FP17s or Patient Questionnaire responses are less than 100. N/A is shown where the base number of responses is less than 10 during the period. % is calculated as Quantity/Base number*100

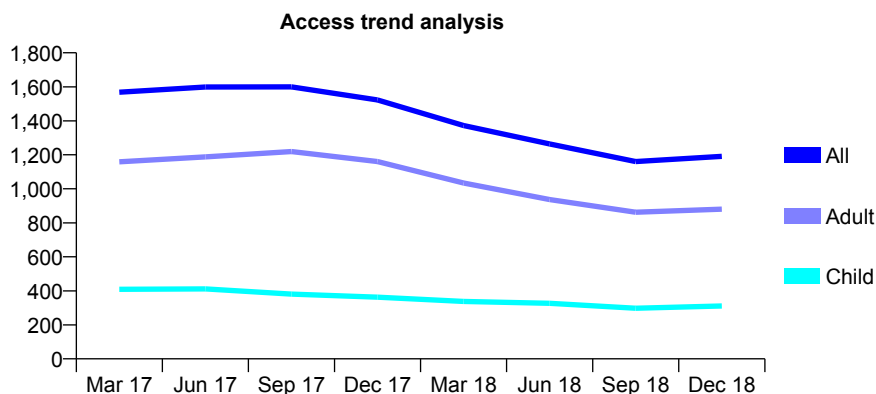
7A1 - Vital Signs At a Glance Contract Report for 682365/0008 - December 2018

Name or company name	MR QM JAFFRI
Contract type name	Pilot Contract
Purpose of contract	General
Contract start date	01/07/2010
Contract end date	

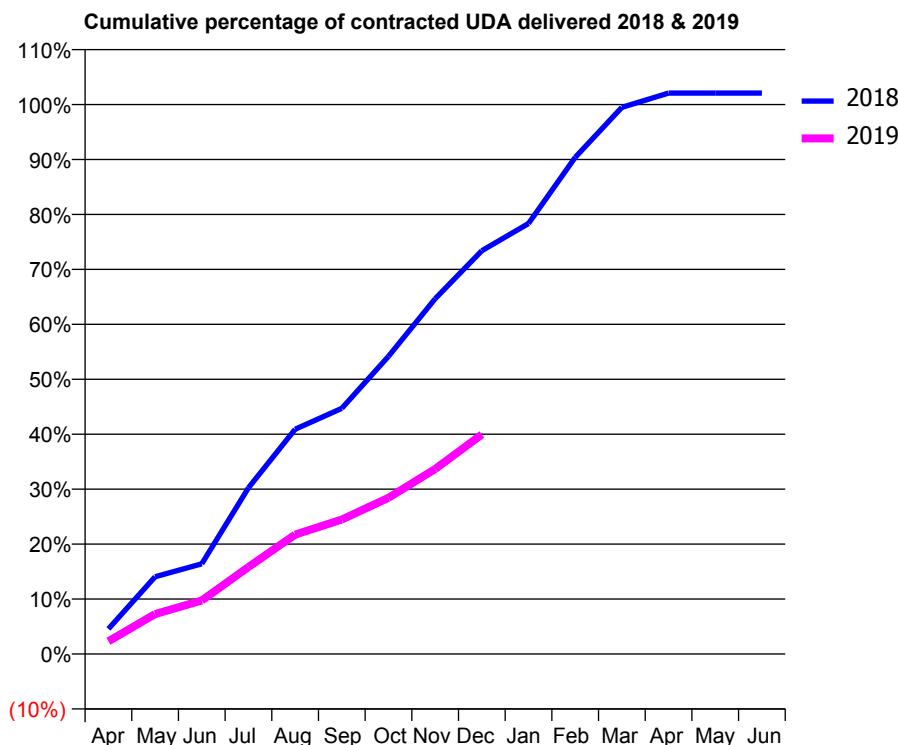
18/19 Contracted general activity (UDA)	6,229
Carry forward general activity (UDA)	-84
18/19 Contracted orthodontic activity (UOA)	0
Carry forward orthodontic activity (UOA)	0
Baseline contract value	£155,965.19

ACCESS*

Patients seen in 24 months	Total	Change since previous quarter
Quarter ending December 2017	1,523	
Quarter ending March 2018	1,372	↓
Quarter ending June 2018	1,264	↓
Quarter ending September 2018	1,160	↓
Quarter ending December 2018	1,191	↑
Variance since December 2017	(21.8%)	↓



ACTIVITY



Month	Adjusted Scheduled Activity (UDA)	
	2018	2019
April	184	145
May	565	453
June	660	607
July	1,217	987
August	1,645	1,354
September	1,798	1,524
October	2,178	1,770
November	2,600	2,098
December	2,952	2,489
January	3,150	
February	3,634	
March	4,000	
April	4,105	
May	4,105	
June	4,105	

QUALITY

	Quantity	Base Number	Contract	LHB	Wales
% of FP17s for the same patient ID Re-attending within 3 months - Children	57	323	17.6%	7.8%	10.9%
% of FP17s for the same patient ID Re-attending within 3 months - Adults	224	882	25.4%	13.1%	15.6%
% of FP17s for the same patient ID Re-attending between 3 & 9 months - Children	179	323	55.4%	59.0%	59.6%
% of FP17s for the same patient ID Re-attending between 3 & 9 months - Adults	429	882	48.6%	54.2%	55.6%
% of FP17s for Band 1 Urgent Courses	61	1,149	5.3%	8.2%	8.9%
% of FP17s Relating to Free Repair or Replacements	17	1,149	1.5%	0.7%	0.7%
% of FP17s Relating to Continuations	7	1,149	0.6%	0.8%	0.7%
% of Patients satisfied with the dentistry they have received	0	1	N/A	92.9%	93.3%
% of Patients satisfied with the time they had to wait for an appointment	0	1	N/A	86.7%	88.0%

* This is based on patients treated on this contract for their most recent course of treatment. Figures in italics indicate the base number of FP17s or Patient Questionnaire responses are less than 100. N/A is shown where the base number of responses is less than 10 during the period. % is calculated as Quantity/Base number*100

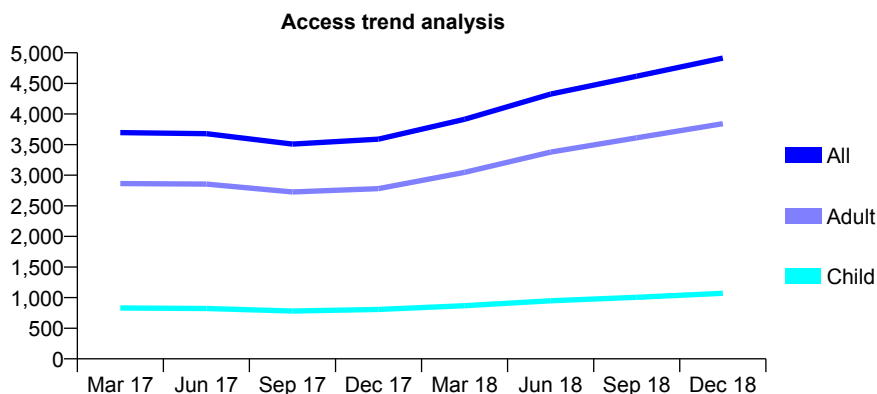
7A1 - Vital Signs At a Glance Contract Report for 682365/0011 - December 2018

Name or company name	MR QM JAFFRI
Contract type name	GDS Contract
Purpose of contract	General
Contract start date	01/10/2014
Contract end date	

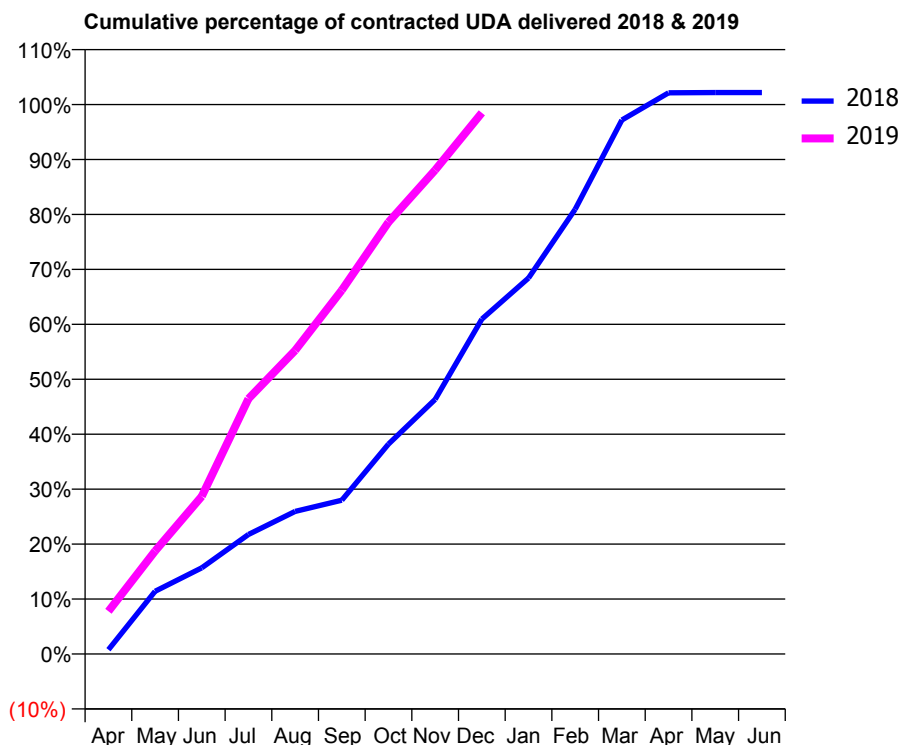
18/19 Contracted general activity (UDA)	15,928
Carry forward general activity (UDA)	-309
18/19 Contracted orthodontic activity (UOA)	0
Carry forward orthodontic activity (UOA)	0
Baseline contract value	£384,256.79

ACCESS*

Patients seen in 24 months	Total	Change since previous quarter
Quarter ending December 2017	3,589	
Quarter ending March 2018	3,915	↑
Quarter ending June 2018	4,326	↑
Quarter ending September 2018	4,617	↑
Quarter ending December 2018	4,913	↑
Variance since December 2017	36.9%	↑



ACTIVITY



Month	Adjusted Scheduled Activity (UDA)	
	2018	2019
April	112	1,240
May	1,627	2,985
June	2,236	4,571
July	3,102	7,401
August	3,699	8,799
September	3,990	10,547
October	5,450	12,516
November	6,608	14,028
December	8,691	15,687
January	9,756	
February	11,541	
March	13,856	
April	14,561	
May	14,569	
June	14,568	

QUALITY

	Quantity	Base Number	Contract	LHB	Wales
% of FP17s for the same patient ID Re-attending within 3 months - Children	61	1,197	5.1%	7.8%	10.9%
% of FP17s for the same patient ID Re-attending within 3 months - Adults	527	4,499	11.7%	13.1%	15.6%
% of FP17s for the same patient ID Re-attending between 3 & 9 months - Children	689	1,197	57.6%	59.0%	59.6%
% of FP17s for the same patient ID Re-attending between 3 & 9 months - Adults	2,270	4,499	50.5%	54.2%	55.6%
% of FP17s for Band 1 Urgent Courses	223	5,483	4.1%	8.2%	8.9%
% of FP17s Relating to Free Repair or Replacements	31	5,483	0.6%	0.7%	0.7%
% of FP17s Relating to Continuations	28	5,483	0.5%	0.8%	0.7%
% of Patients satisfied with the dentistry they have received	17	20	85.0%	92.9%	93.3%
% of Patients satisfied with the time they had to wait for an appointment	18	20	90.0%	86.7%	88.0%

* This is based on patients treated on this contract for their most recent course of treatment. Figures in italics indicate the base number of FP17s or Patient Questionnaire responses are less than 100. N/A is shown where the base number of responses is less than 10 during the period. % is calculated as Quantity/Base number*100

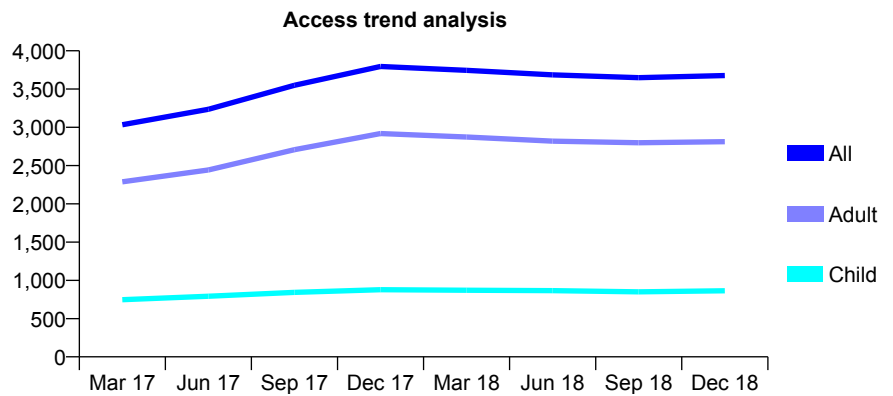
7A1 - Vital Signs At a Glance Contract Report for 682365/0012 - December 2018

Name or company name	MR QM JAFFRI
Contract type name	GDS Contract
Purpose of contract	General
Contract start date	01/10/2014
Contract end date	

18/19 Contracted general activity (UDA)	11,002
Carry forward general activity (UDA)	0
18/19 Contracted orthodontic activity (UOA)	0
Carry forward orthodontic activity (UOA)	0
Baseline contract value	£268,562.50

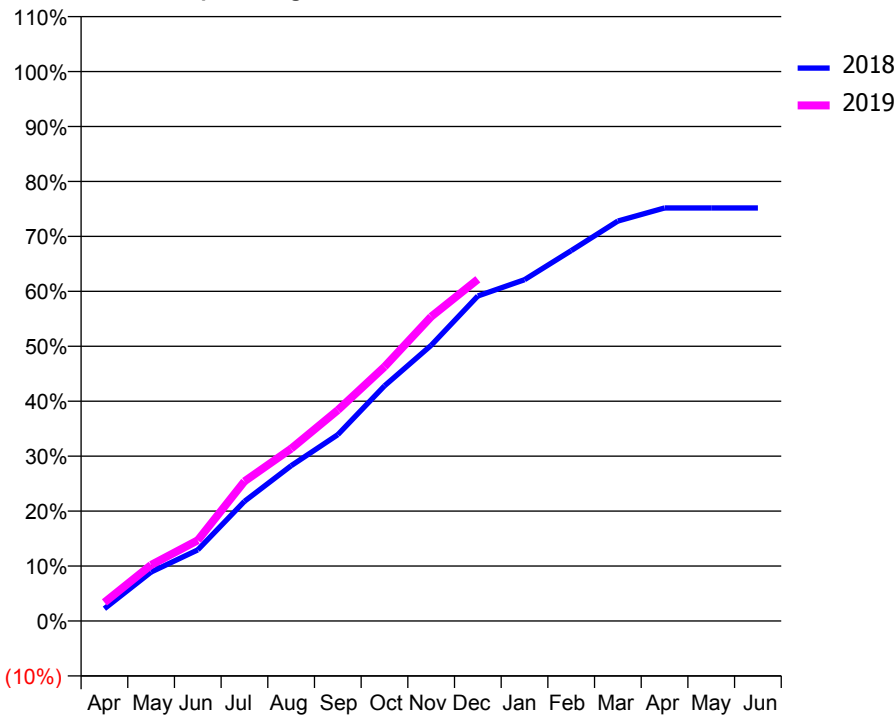
ACCESS*

Patients seen in 24 months	Total	Change since previous quarter
Quarter ending December 2017	3,796	
Quarter ending March 2018	3,744	↓
Quarter ending June 2018	3,686	↓
Quarter ending September 2018	3,648	↓
Quarter ending December 2018	3,677	→
Variance since December 2017	(3.1%)	↓



ACTIVITY

Cumulative percentage of contracted UDA delivered 2018 & 2019



Month	Adjusted Scheduled Activity (UDA)	
	2018	2019
April	279	374
May	1,112	1,122
June	1,612	1,618
July	2,715	2,798
August	3,519	3,451
September	4,226	4,221
October	5,331	5,090
November	6,251	6,095
December	7,369	6,840
January	7,736	
February	8,396	
March	9,068	
April	9,363	
May	9,365	
June	9,364	

QUALITY

	Quantity	Base Number	Contract	LHB	Wales
% of FP17s for the same patient ID Re-attending within 3 months - Children	14	768	1.8%	7.8%	10.9%
% of FP17s for the same patient ID Re-attending within 3 months - Adults	145	2,385	6.1%	13.1%	15.6%
% of FP17s for the same patient ID Re-attending between 3 & 9 months - Children	356	768	46.4%	59.0%	59.6%
% of FP17s for the same patient ID Re-attending between 3 & 9 months - Adults	1,216	2,385	51.0%	54.2%	55.6%
% of FP17s for Band 1 Urgent Courses	164	2,995	5.5%	8.2%	8.9%
% of FP17s Relating to Free Repair or Replacements	10	2,995	0.3%	0.7%	0.7%
% of FP17s Relating to Continuations	13	2,995	0.4%	0.8%	0.7%
% of Patients satisfied with the dentistry they have received	4	5	N/A	92.9%	93.3%
% of Patients satisfied with the time they had to wait for an appointment	4	5	N/A	86.7%	88.0%

* This is based on patients treated on this contract for their most recent course of treatment. Figures in italics indicate the base number of FP17s or Patient Questionnaire responses are less than 100. N/A is shown where the base number of responses is less than 10 during the period. % is calculated as Quantity/Base number*100

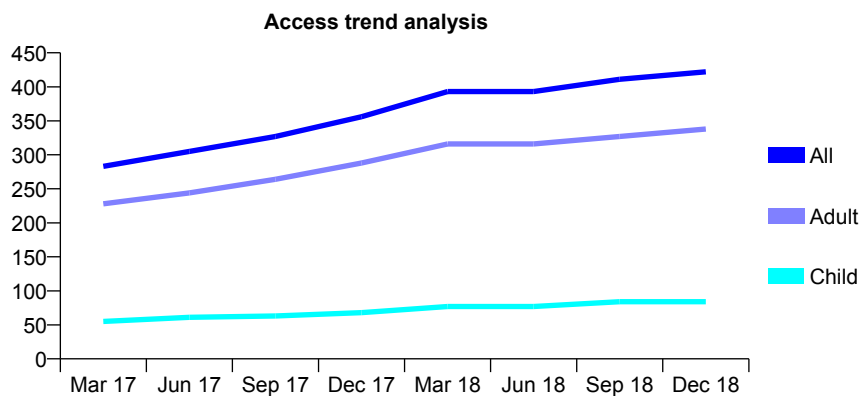
7A1 - Vital Signs At a Glance Contract Report for 732419/0001 - December 2018

Name or company name	MISS AH LANE
Contract type name	GDS Contract
Purpose of contract	General
Contract start date	01/04/2006
Contract end date	

18/19 Contracted general activity (UDA)	2,502
Carry forward general activity (UDA)	-8
18/19 Contracted orthodontic activity (UOA)	0
Carry forward orthodontic activity (UOA)	0
Baseline contract value	£71,949.22

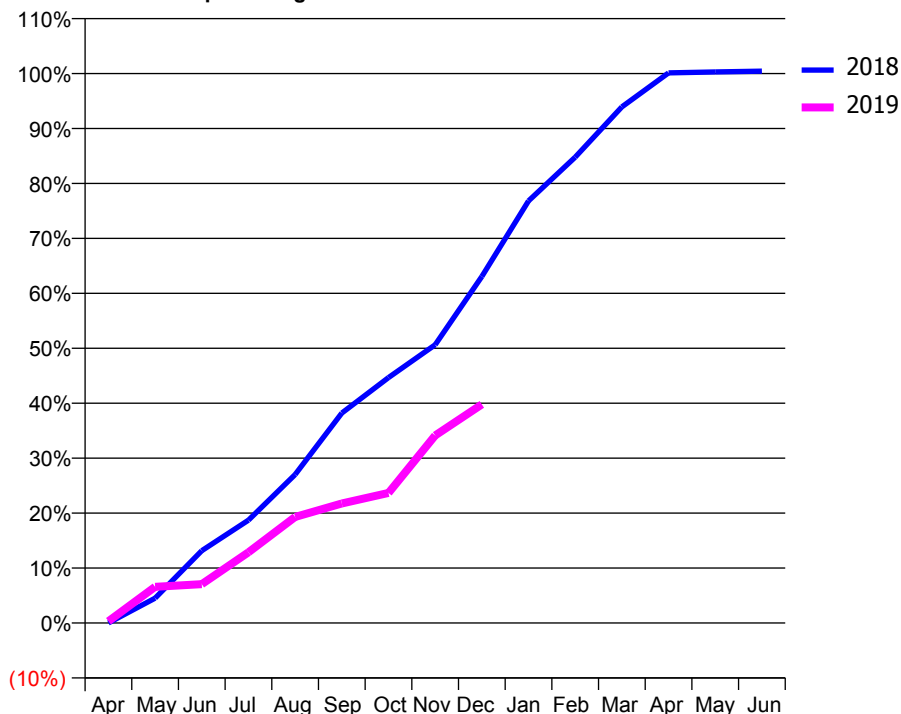
ACCESS*

Patients seen in 24 months	Total	Change since previous quarter
Quarter ending December 2017	356	
Quarter ending March 2018	393	↑
Quarter ending June 2018	393	→
Quarter ending September 2018	411	↑
Quarter ending December 2018	422	↑
Variance since December 2017	18.5%	↑



ACTIVITY

Cumulative percentage of contracted UDA delivered 2018 & 2019



Month	Adjusted Scheduled Activity (UDA)	
	2018	2019
April	0	8
May	85	165
June	247	177
July	351	322
August	507	483
September	717	544
October	838	592
November	950	854
December	1,183	995
January	1,441	
February	1,590	
March	1,762	
April	1,878	
May	1,881	
June	1,884	

QUALITY

	Quantity	Base Number	Contract	LHB	Wales
% of FP17s for the same patient ID Re-attending within 3 months - Children	0	49	0.0%	7.8%	10.9%
% of FP17s for the same patient ID Re-attending within 3 months - Adults	3	233	1.3%	13.1%	15.6%
% of FP17s for the same patient ID Re-attending between 3 & 9 months - Children	4	49	8.2%	59.0%	59.6%
% of FP17s for the same patient ID Re-attending between 3 & 9 months - Adults	94	233	40.3%	54.2%	55.6%
% of FP17s for Band 1 Urgent Courses	2	263	0.8%	8.2%	8.9%
% of FP17s Relating to Free Repair or Replacements	0	263	0.0%	0.7%	0.7%
% of FP17s Relating to Continuations	0	263	0.0%	0.8%	0.7%
% of Patients satisfied with the dentistry they have received	0	0	N/A	92.9%	93.3%
% of Patients satisfied with the time they had to wait for an appointment	0	0	N/A	86.7%	88.0%

* This is based on patients treated on this contract for their most recent course of treatment. Figures in italics indicate the base number of FP17s or Patient Questionnaire responses are less than 100. N/A is shown where the base number of responses is less than 10 during the period. % is calculated as Quantity/Base number*100

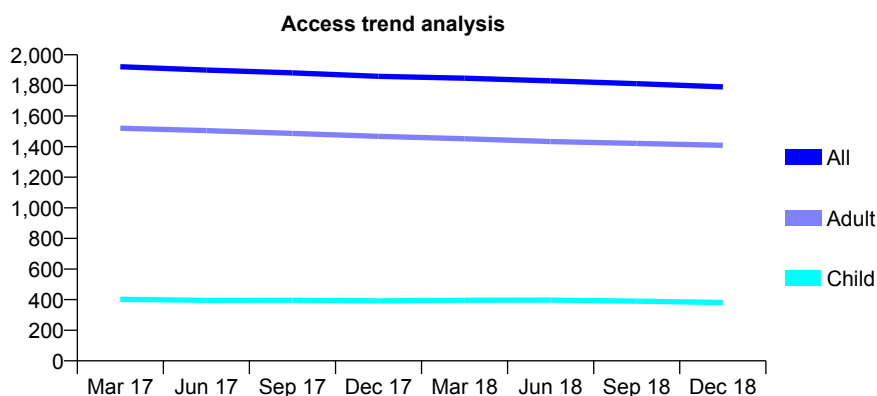
7A1 - Vital Signs At a Glance Contract Report for 782092/0001 - December 2018

Name or company name	MR F FARSAIKIYA
Contract type name	GDS Contract
Purpose of contract	General
Contract start date	01/04/2006
Contract end date	

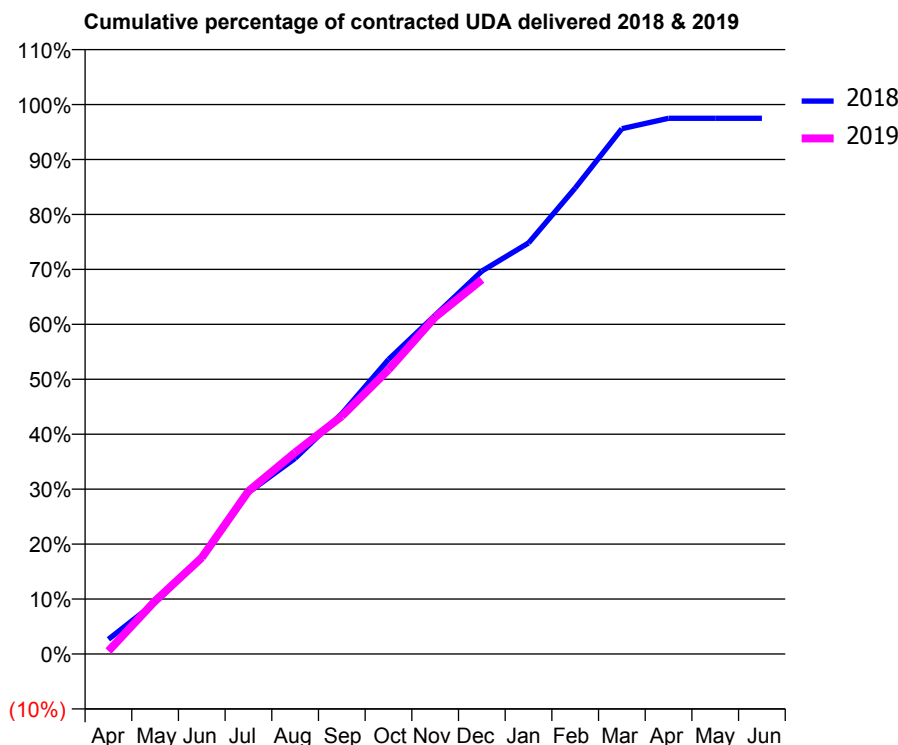
18/19 Contracted general activity (UDA)	6,000
Carry forward general activity (UDA)	150
18/19 Contracted orthodontic activity (UOA)	0
Carry forward orthodontic activity (UOA)	0
Baseline contract value	£147,885.65

ACCESS*

Patients seen in 24 months	Total	Change since previous quarter
Quarter ending December 2017	1,859	
Quarter ending March 2018	1,847	→
Quarter ending June 2018	1,830	→
Quarter ending September 2018	1,811	↓
Quarter ending December 2018	1,790	↓
Variance since December 2017	(3.7%)	↓



ACTIVITY



Month	Adjusted Scheduled Activity (UDA)	
	2018	2019
April	160	33
May	561	581
June	1,051	1,052
July	1,763	1,779
August	2,137	2,201
September	2,624	2,597
October	3,215	3,104
November	3,699	3,679
December	4,181	4,088
January	4,488	
February	5,088	
March	5,735	
April	5,850	
May	5,850	
June	5,850	

QUALITY

	Quantity	Base Number	Contract	LHB	Wales
% of FP17s for the same patient ID Re-attending within 3 months - Children	17	467	3.6%	7.8%	10.9%
% of FP17s for the same patient ID Re-attending within 3 months - Adults	126	1,687	7.5%	13.1%	15.6%
% of FP17s for the same patient ID Re-attending between 3 & 9 months - Children	340	467	72.8%	59.0%	59.6%
% of FP17s for the same patient ID Re-attending between 3 & 9 months - Adults	1,206	1,687	71.5%	54.2%	55.6%
% of FP17s for Band 1 Urgent Courses	49	2,101	2.3%	8.2%	8.9%
% of FP17s Relating to Free Repair or Replacements	0	2,101	0.0%	0.7%	0.7%
% of FP17s Relating to Continuations	8	2,101	0.4%	0.8%	0.7%
% of Patients satisfied with the dentistry they have received	1	2	N/A	92.9%	93.3%
% of Patients satisfied with the time they had to wait for an appointment	1	2	N/A	86.7%	88.0%

* This is based on patients treated on this contract for their most recent course of treatment. Figures in italics indicate the base number of FP17s or Patient Questionnaire responses are less than 100. N/A is shown where the base number of responses is less than 10 during the period. % is calculated as Quantity/Base number*100

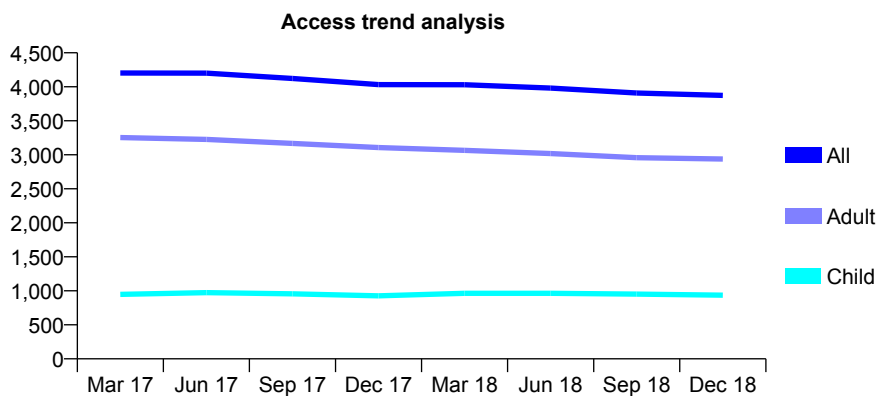
7A1 - Vital Signs At a Glance Contract Report for 788457/0001 - December 2018

Name or company name	Marquess DP Limited
Contract type name	GDS Contract
Purpose of contract	General
Contract start date	02/08/2006
Contract end date	

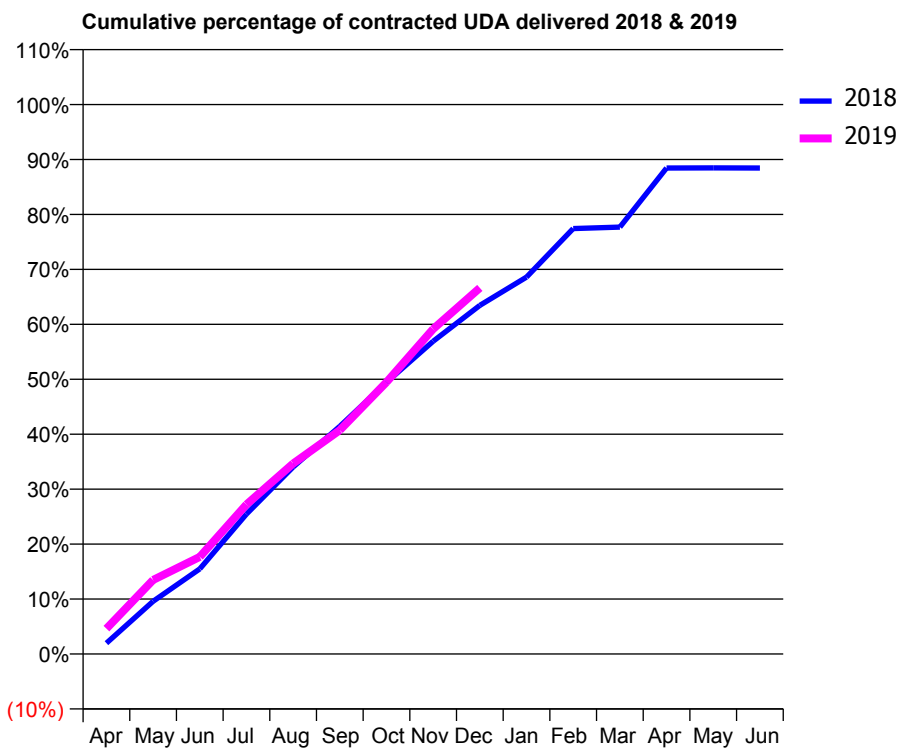
18/19 Contracted general activity (UDA)	10,689
Carry forward general activity (UDA)	0
18/19 Contracted orthodontic activity (UOA)	0
Carry forward orthodontic activity (UOA)	0
Baseline contract value	£276,249.40

ACCESS*

Patients seen in 24 months	Total	Change since previous quarter
Quarter ending December 2017	4,032	
Quarter ending March 2018	4,030	→
Quarter ending June 2018	3,981	↓
Quarter ending September 2018	3,909	↓
Quarter ending December 2018	3,874	→
Variance since December 2017	(3.9%)	↓



ACTIVITY



Month	Adjusted Scheduled Activity (UDA)	
	2018	2019
April	252	495
May	1,216	1,442
June	1,962	1,890
July	3,226	2,910
August	4,310	3,706
September	5,248	4,353
October	6,260	5,289
November	7,207	6,322
December	8,034	7,122
January	8,685	
February	9,806	
March	9,840	
April	11,199	
May	11,203	
June	11,200	

QUALITY

	Quantity	Base Number	Contract	LHB	Wales
% of FP17s for the same patient ID Re-attending within 3 months - Children	77	1,304	5.9%	7.8%	10.9%
% of FP17s for the same patient ID Re-attending within 3 months - Adults	437	3,887	11.2%	13.1%	15.6%
% of FP17s for the same patient ID Re-attending between 3 & 9 months - Children	881	1,304	67.6%	59.0%	59.6%
% of FP17s for the same patient ID Re-attending between 3 & 9 months - Adults	2,613	3,887	67.2%	54.2%	55.6%
% of FP17s for Band 1 Urgent Courses	214	4,422	4.8%	8.2%	8.9%
% of FP17s Relating to Free Repair or Replacements	19	4,422	0.4%	0.7%	0.7%
% of FP17s Relating to Continuations	9	4,422	0.2%	0.8%	0.7%
% of Patients satisfied with the dentistry they have received	9	10	90.0%	92.9%	93.3%
% of Patients satisfied with the time they had to wait for an appointment	10	10	100.0%	86.7%	88.0%

* This is based on patients treated on this contract for their most recent course of treatment. Figures in italics indicate the base number of FP17s or Patient Questionnaire responses are less than 100. N/A is shown where the base number of responses is less than 10 during the period. % is calculated as Quantity/Base number*100

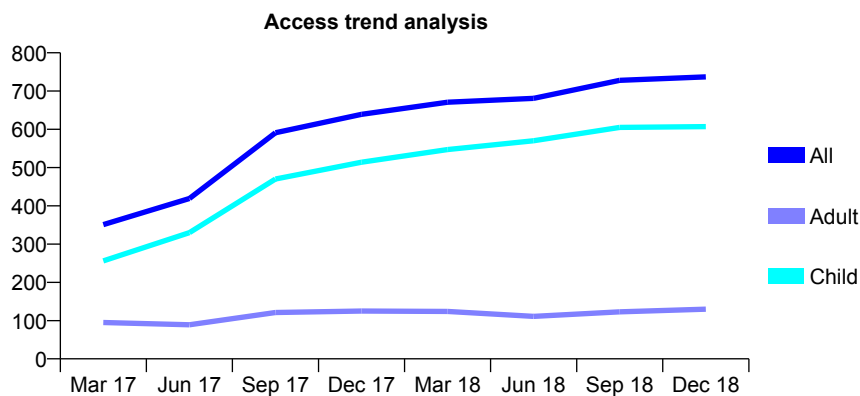
7A1 - Vital Signs At a Glance Contract Report for 808946/0001 - December 2018

Name or company name	N Hughes Jones
Contract type name	GDS Contract
Purpose of contract	General
Contract start date	01/04/2006
Contract end date	

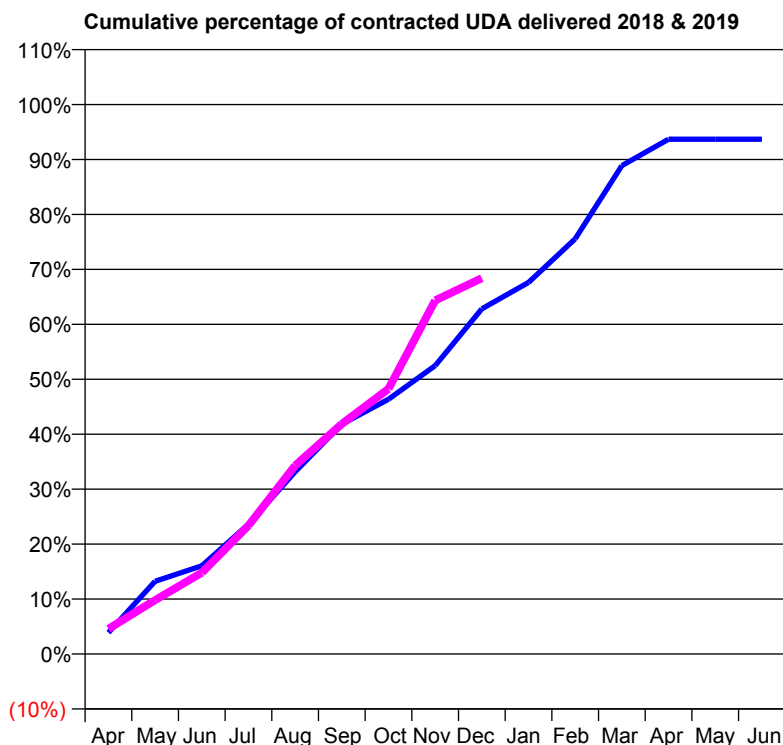
18/19 Contracted general activity (UDA)	1,600
Carry forward general activity (UDA)	0
18/19 Contracted orthodontic activity (UOA)	0
Carry forward orthodontic activity (UOA)	0
Baseline contract value	£40,854.94

ACCESS*

Patients seen in 24 months	Total	Change since previous quarter
Quarter ending December 2017	639	
Quarter ending March 2018	671	↑
Quarter ending June 2018	681	→
Quarter ending September 2018	728	↑
Quarter ending December 2018	737	→
Variance since December 2017	15.3%	↑



ACTIVITY



Month	Adjusted Scheduled Activity (UDA)	
	2018	2019
April	70	73
May	238	157
June	289	237
July	425	374
August	597	549
September	753	670
October	834	772
November	945	1,030
December	1,131	1,094
January	1,217	
February	1,360	
March	1,600	
April	1,686	
May	1,686	
June	1,686	

QUALITY

	Quantity	Base Number	Contract	LHB	Wales
% of FP17s for the same patient ID Re-attending within 3 months - Children	46	757	6.1%	7.8%	10.9%
% of FP17s for the same patient ID Re-attending within 3 months - Adults	10	92	10.9%	13.1%	15.6%
% of FP17s for the same patient ID Re-attending between 3 & 9 months - Children	484	757	63.9%	59.0%	59.6%
% of FP17s for the same patient ID Re-attending between 3 & 9 months - Adults	61	92	66.3%	54.2%	55.6%
% of FP17s for Band 1 Urgent Courses	21	788	2.7%	8.2%	8.9%
% of FP17s Relating to Free Repair or Replacements	0	788	0.0%	0.7%	0.7%
% of FP17s Relating to Continuations	8	788	1.0%	0.8%	0.7%
% of Patients satisfied with the dentistry they have received	0	0	N/A	92.9%	93.3%
% of Patients satisfied with the time they had to wait for an appointment	0	0	N/A	86.7%	88.0%

* This is based on patients treated on this contract for their most recent course of treatment. Figures in italics indicate the base number of FP17s or Patient Questionnaire responses are less than 100. N/A is shown where the base number of responses is less than 10 during the period. % is calculated as Quantity/Base number*100

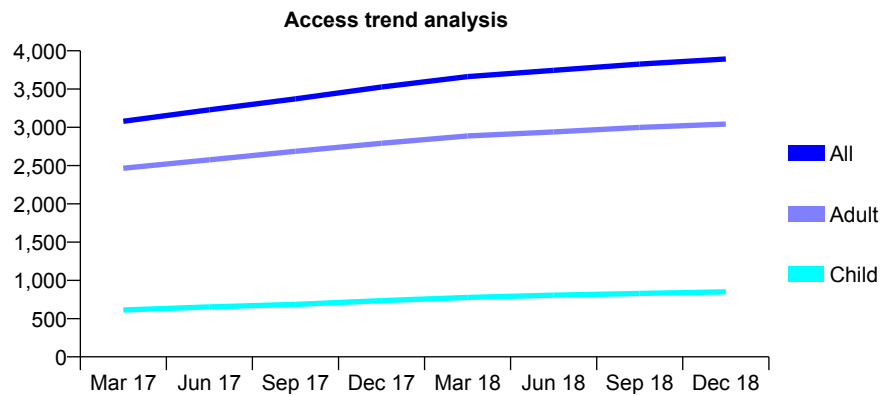
7A1 - Vital Signs At a Glance Contract Report for 813184/0001 - December 2018

Name or company name	Rosehill Dental Practice
Contract type name	Pilot Contract
Purpose of contract	General
Contract start date	03/04/2006
Contract end date	

18/19 Contracted general activity (UDA)	13,854
Carry forward general activity (UDA)	0
18/19 Contracted orthodontic activity (UOA)	0
Carry forward orthodontic activity (UOA)	0
Baseline contract value	£356,772.98

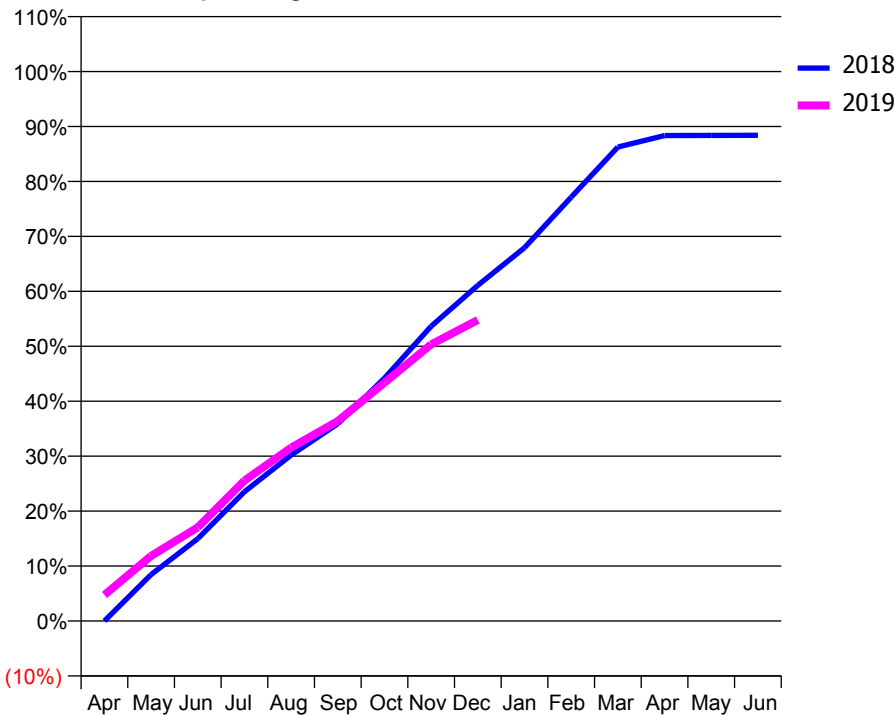
ACCESS*

Patients seen in 24 months	Total	Change since previous quarter
Quarter ending December 2017	3,526	
Quarter ending March 2018	3,663	↑
Quarter ending June 2018	3,745	↑
Quarter ending September 2018	3,827	↑
Quarter ending December 2018	3,893	→
Variance since December 2017	10.4%	↑



ACTIVITY

Cumulative percentage of contracted UDA delivered 2018 & 2019



Month	Adjusted Scheduled Activity (UDA)	
	2018	2019
April	2	656
May	939	1,642
June	1,664	2,361
July	2,612	3,540
August	3,354	4,371
September	3,986	5,040
October	4,906	6,010
November	5,955	6,975
December	6,782	7,588
January	7,543	
February	8,562	
March	9,574	
April	9,807	
May	9,811	
June	9,812	

QUALITY

	Quantity	Base Number	Contract	LHB	Wales
% of FP17s for the same patient ID Re-attending within 3 months - Children	68	967	7.0%	7.8%	10.9%
% of FP17s for the same patient ID Re-attending within 3 months - Adults	532	3,336	15.9%	13.1%	15.6%
% of FP17s for the same patient ID Re-attending between 3 & 9 months - Children	616	967	63.7%	59.0%	59.6%
% of FP17s for the same patient ID Re-attending between 3 & 9 months - Adults	1,620	3,336	48.6%	54.2%	55.6%
% of FP17s for Band 1 Urgent Courses	190	4,182	4.5%	8.2%	8.9%
% of FP17s Relating to Free Repair or Replacements	50	4,182	1.2%	0.7%	0.7%
% of FP17s Relating to Continuations	70	4,182	1.7%	0.8%	0.7%
% of Patients satisfied with the dentistry they have received	7	8	N/A	92.9%	93.3%
% of Patients satisfied with the time they had to wait for an appointment	8	8	N/A	86.7%	88.0%

* This is based on patients treated on this contract for their most recent course of treatment. Figures in italics indicate the base number of FP17s or Patient Questionnaire responses are less than 100. N/A is shown where the base number of responses is less than 10 during the period. % is calculated as Quantity/Base number*100

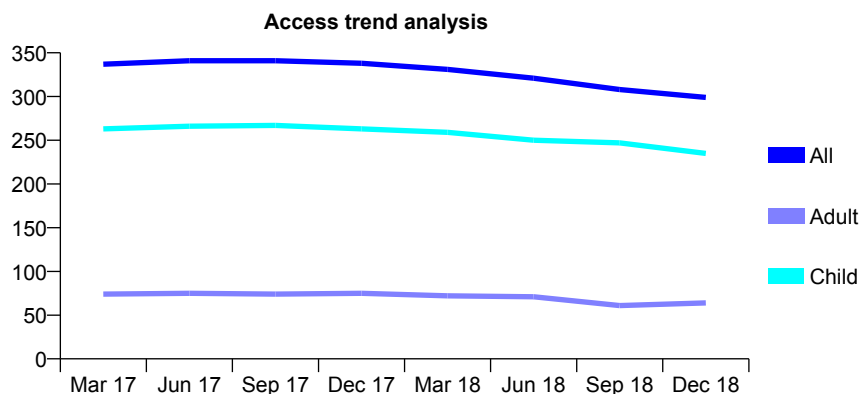
7A1 - Vital Signs At a Glance Contract Report for 826677/0001 - December 2018

Name or company name	MR SJ LANGSTON
Contract type name	GDS Contract
Purpose of contract	General and Orthodontic
Contract start date	01/04/2006
Contract end date	

18/19 Contracted general activity (UDA)	560
Carry forward general activity (UDA)	0
18/19 Contracted orthodontic activity (UOA)	300
Carry forward orthodontic activity (UOA)	-18
Baseline contract value	£34,394.27

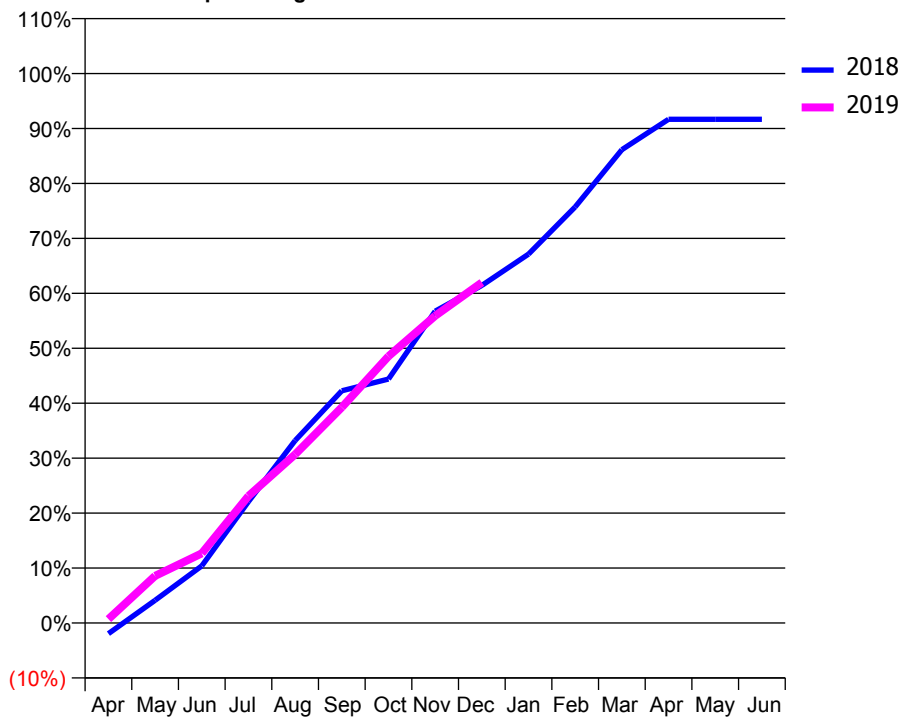
ACCESS*

Patients seen in 24 months	Total	Change since previous quarter
Quarter ending December 2017	338	
Quarter ending March 2018	331	↓
Quarter ending June 2018	321	↓
Quarter ending September 2018	308	↓
Quarter ending December 2018	299	↓
Variance since December 2017	(11.5%)	↓



ACTIVITY

Cumulative percentage of contracted UDA delivered 2018 & 2019



Adjusted Scheduled Activity (UDA)

Month	2018	2019
April	-11	4
May	23	48
June	58	71
July	124	129
August	186	172
September	237	220
October	249	272
November	318	313
December	344	347
January	376	
February	424	
March	482	
April	513	
May	513	
June	513	

QUALITY

	Quantity	Base Number	Contract	LHB	Wales
% of FP17s for the same patient ID Re-attending within 3 months - Children	10	296	3.4%	7.8%	10.9%
% of FP17s for the same patient ID Re-attending within 3 months - Adults	1	27	3.7%	13.1%	15.6%
% of FP17s for the same patient ID Re-attending between 3 & 9 months - Children	158	296	53.4%	59.0%	59.6%
% of FP17s for the same patient ID Re-attending between 3 & 9 months - Adults	8	27	29.6%	54.2%	55.6%
% of FP17s for Band 1 Urgent Courses	10	270	3.7%	8.2%	8.9%
% of FP17s Relating to Free Repair or Replacements	0	270	0.0%	0.7%	0.7%
% of FP17s Relating to Continuations	0	270	0.0%	0.8%	0.7%
% of Patients satisfied with the dentistry they have received	2	2	N/A	92.9%	93.3%
% of Patients satisfied with the time they had to wait for an appointment	2	2	N/A	86.7%	88.0%

* This is based on patients treated on this contract for their most recent course of treatment. Figures in italics indicate the base number of FP17s or Patient Questionnaire responses are less than 100. N/A is shown where the base number of responses is less than 10 during the period. % is calculated as Quantity/Base number*100

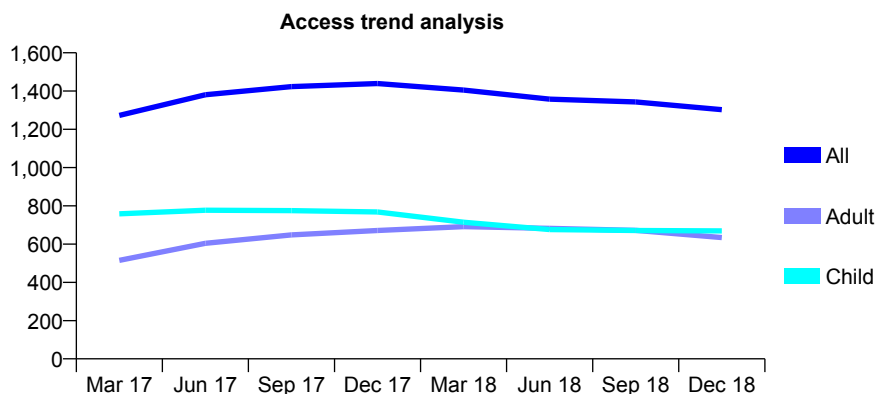
7A1 - Vital Signs At a Glance Contract Report for 833312/0001 - December 2018

Name or company name	MR SJ KEEN
Contract type name	GDS Contract
Purpose of contract	General and Orthodontic
Contract start date	01/04/2006
Contract end date	

18/19 Contracted general activity (UDA)	3,008
Carry forward general activity (UDA)	0
18/19 Contracted orthodontic activity (UOA)	365
Carry forward orthodontic activity (UOA)	4
Baseline contract value	£104,571.96

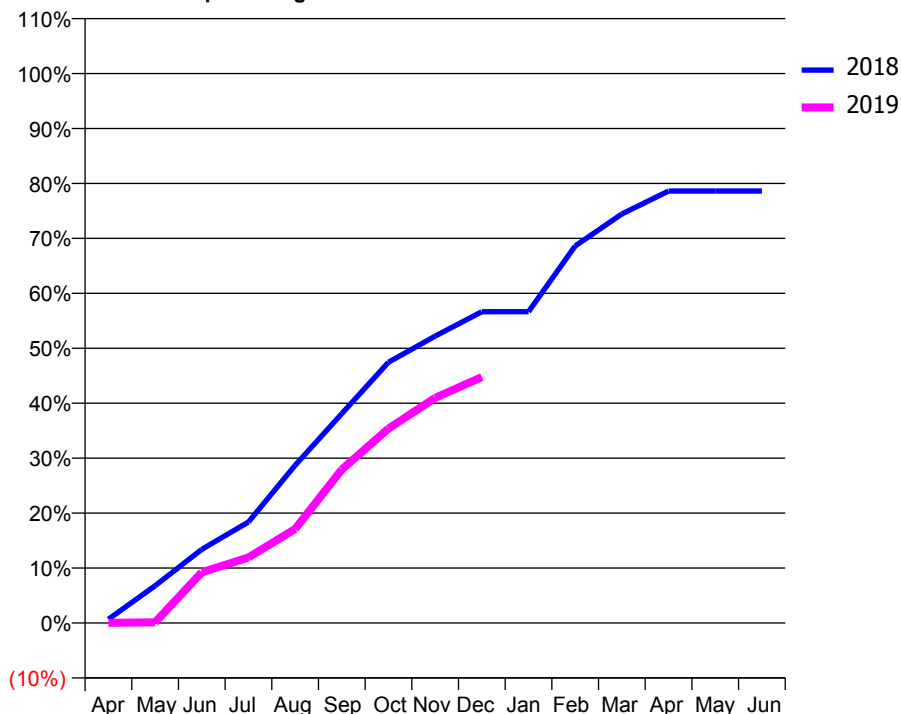
ACCESS*

Patients seen in 24 months	Total	Change since previous quarter
Quarter ending December 2017	1,439	
Quarter ending March 2018	1,405	↓
Quarter ending June 2018	1,358	↓
Quarter ending September 2018	1,343	↓
Quarter ending December 2018	1,303	↓
Variance since December 2017	(9.5%)	↓



ACTIVITY

Cumulative percentage of contracted UDA delivered 2018 & 2019



Month	Adjusted Scheduled Activity (UDA)	
	2018	2019
April	21	1
May	204	4
June	403	278
July	553	359
August	863	515
September	1,146	840
October	1,427	1,065
November	1,571	1,232
December	1,704	1,347
January	1,704	
February	2,064	
March	2,239	
April	2,365	
May	2,365	
June	2,365	

QUALITY

	Quantity	Base Number	Contract	LHB	Wales
% of FP17s for the same patient ID Re-attending within 3 months - Children	35	650	5.4%	7.8%	10.9%
% of FP17s for the same patient ID Re-attending within 3 months - Adults	16	350	4.6%	13.1%	15.6%
% of FP17s for the same patient ID Re-attending between 3 & 9 months - Children	270	650	41.5%	59.0%	59.6%
% of FP17s for the same patient ID Re-attending between 3 & 9 months - Adults	121	350	34.6%	54.2%	55.6%
% of FP17s for Band 1 Urgent Courses	43	900	4.8%	8.2%	8.9%
% of FP17s Relating to Free Repair or Replacements	2	900	0.2%	0.7%	0.7%
% of FP17s Relating to Continuations	9	900	1.0%	0.8%	0.7%
% of Patients satisfied with the dentistry they have received	0	0	N/A	92.9%	93.3%
% of Patients satisfied with the time they had to wait for an appointment	0	0	N/A	86.7%	88.0%

* This is based on patients treated on this contract for their most recent course of treatment. Figures in italics indicate the base number of FP17s or Patient Questionnaire responses are less than 100. N/A is shown where the base number of responses is less than 10 during the period. % is calculated as Quantity/Base number*100

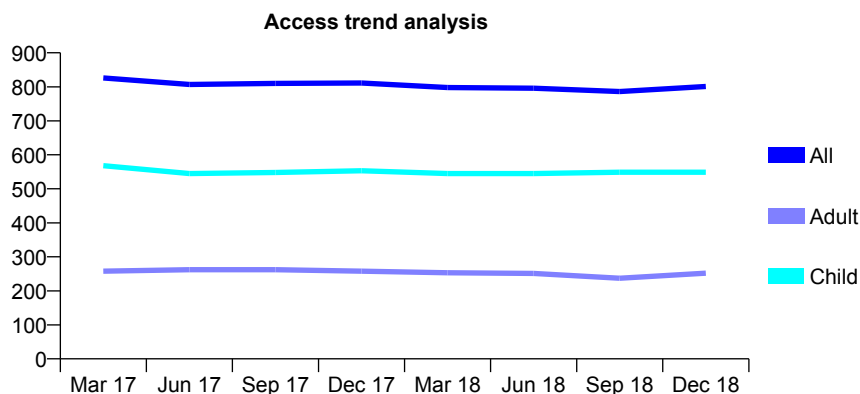
7A1 - Vital Signs At a Glance Contract Report for 905143/0001 - December 2018

Name or company name	Herd & Jones
Contract type name	GDS Contract
Purpose of contract	General
Contract start date	01/04/2006
Contract end date	

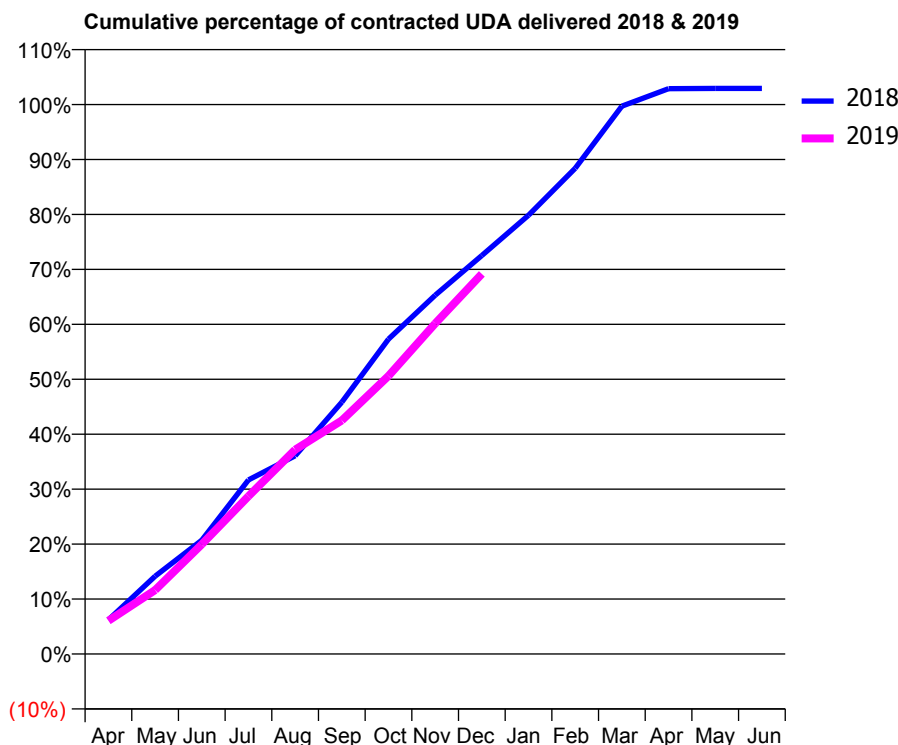
18/19 Contracted general activity (UDA)	1,950
Carry forward general activity (UDA)	-59
18/19 Contracted orthodontic activity (UOA)	0
Carry forward orthodontic activity (UOA)	0
Baseline contract value	£60,750.57

ACCESS*

Patients seen in 24 months	Total	Change since previous quarter
Quarter ending December 2017	811	
Quarter ending March 2018	798	↓
Quarter ending June 2018	796	→
Quarter ending September 2018	786	↓
Quarter ending December 2018	801	→
Variance since December 2017	(1.2%)	↓



ACTIVITY



Adjusted Scheduled Activity (UDA)		
Month	2018	2019
April	124	118
May	283	227
June	414	389
July	634	560
August	721	725
September	916	829
October	1,146	987
November	1,306	1,173
December	1,450	1,349
January	1,597	
February	1,768	
March	1,994	
April	2,058	
May	2,059	
June	2,059	

QUALITY

	Quantity	Base Number	Contract	LHB	Wales
% of FP17s for the same patient ID Re-attending within 3 months - Children	21	602	3.5%	7.8%	10.9%
% of FP17s for the same patient ID Re-attending within 3 months - Adults	16	167	9.6%	13.1%	15.6%
% of FP17s for the same patient ID Re-attending between 3 & 9 months - Children	346	602	57.5%	59.0%	59.6%
% of FP17s for the same patient ID Re-attending between 3 & 9 months - Adults	94	167	56.3%	54.2%	55.6%
% of FP17s for Band 1 Urgent Courses	25	727	3.4%	8.2%	8.9%
% of FP17s Relating to Free Repair or Replacements	0	727	0.0%	0.7%	0.7%
% of FP17s Relating to Continuations	0	727	0.0%	0.8%	0.7%
% of Patients satisfied with the dentistry they have received	0	0	N/A	92.9%	93.3%
% of Patients satisfied with the time they had to wait for an appointment	0	0	N/A	86.7%	88.0%

* This is based on patients treated on this contract for their most recent course of treatment. Figures in italics indicate the base number of FP17s or Patient Questionnaire responses are less than 100. N/A is shown where the base number of responses is less than 10 during the period. % is calculated as Quantity/Base number*100

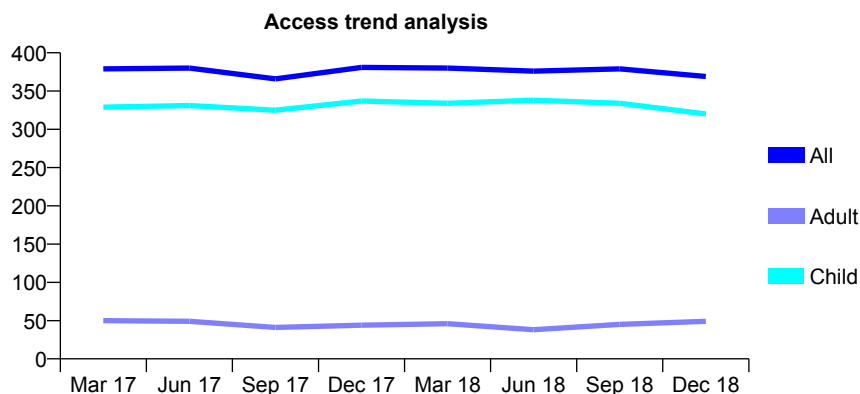
7A1 - Vital Signs At a Glance Contract Report for 923281/0001 - December 2018

Name or company name	MR CJ LOTTER
Contract type name	GDS Contract
Purpose of contract	General
Contract start date	01/04/2006
Contract end date	

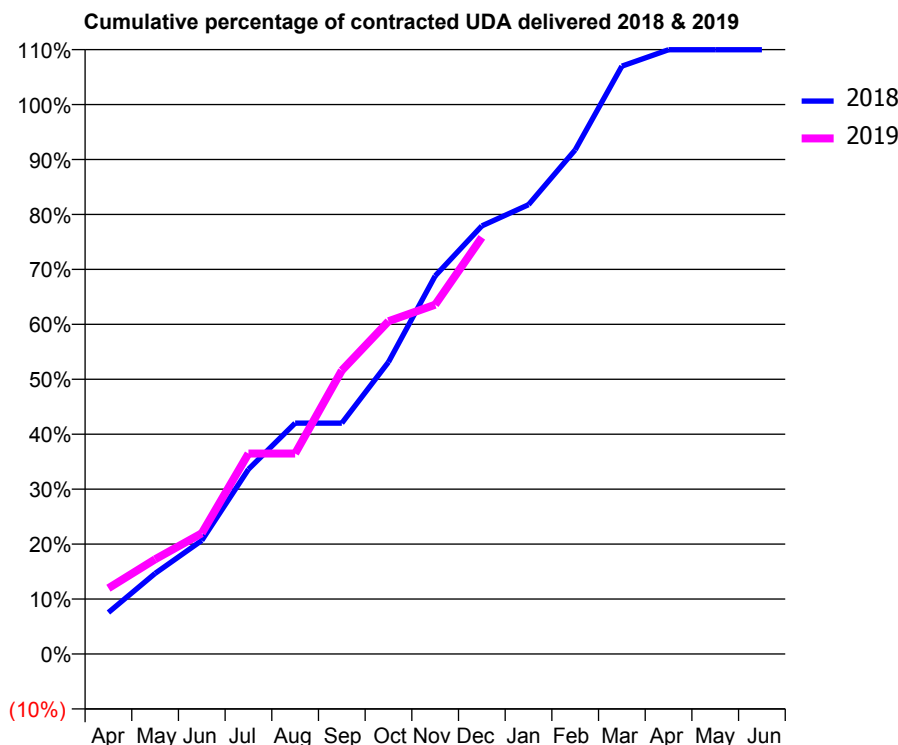
18/19 Contracted general activity (UDA)	702
Carry forward general activity (UDA)	-35
18/19 Contracted orthodontic activity (UOA)	0
Carry forward orthodontic activity (UOA)	0
Baseline contract value	£19,227.21

ACCESS*

Patients seen in 24 months	Total	Change since previous quarter
Quarter ending December 2017	381	
Quarter ending March 2018	380	→
Quarter ending June 2018	376	↓
Quarter ending September 2018	379	→
Quarter ending December 2018	369	↓
Variance since December 2017	(3.1%)	↓



ACTIVITY



Month	Adjusted Scheduled Activity (UDA)	
	2018	2019
April	53	84
May	103	121
June	145	154
July	236	256
August	295	256
September	295	362
October	373	425
November	483	446
December	547	532
January	574	
February	644	
March	751	
April	772	
May	772	
June	772	

QUALITY

	Quantity	Base Number	Contract	LHB	Wales
% of FP17s for the same patient ID Re-attending within 3 months - Children	18	381	4.7%	7.8%	10.9%
% of FP17s for the same patient ID Re-attending within 3 months - Adults	0	8	0.0%	13.1%	15.6%
% of FP17s for the same patient ID Re-attending between 3 & 9 months - Children	240	381	63.0%	59.0%	59.6%
% of FP17s for the same patient ID Re-attending between 3 & 9 months - Adults	6	8	75.0%	54.2%	55.6%
% of FP17s for Band 1 Urgent Courses	1	370	0.3%	8.2%	8.9%
% of FP17s Relating to Free Repair or Replacements	0	370	0.0%	0.7%	0.7%
% of FP17s Relating to Continuations	1	370	0.3%	0.8%	0.7%
% of Patients satisfied with the dentistry they have received	1	1	N/A	92.9%	93.3%
% of Patients satisfied with the time they had to wait for an appointment	1	1	N/A	86.7%	88.0%

* This is based on patients treated on this contract for their most recent course of treatment. Figures in italics indicate the base number of FP17s or Patient Questionnaire responses are less than 100. N/A is shown where the base number of responses is less than 10 during the period. % is calculated as Quantity/Base number*100

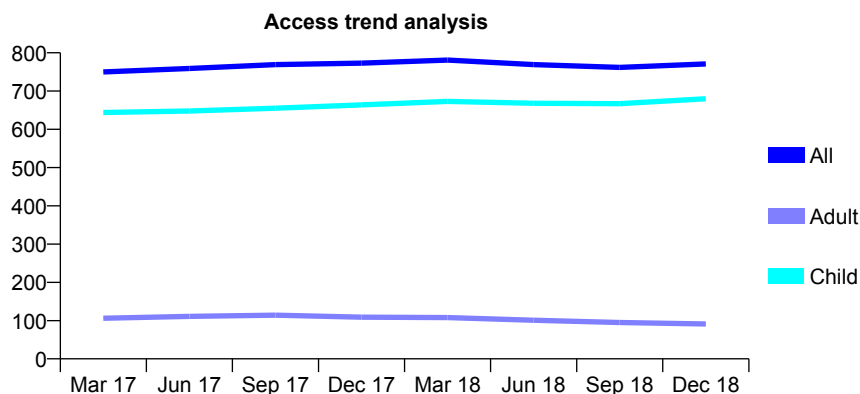
7A1 - Vital Signs At a Glance Contract Report for 933481/0001 - December 2018

Name or company name	MR SE LOF
Contract type name	GDS Contract
Purpose of contract	General
Contract start date	01/04/2006
Contract end date	

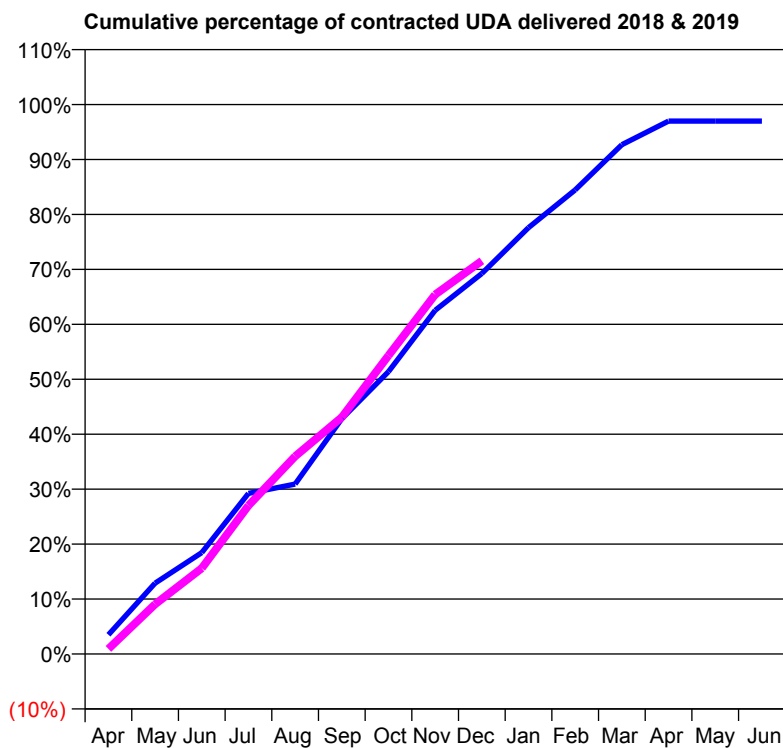
18/19 Contracted general activity (UDA)	1,500
Carry forward general activity (UDA)	71
18/19 Contracted orthodontic activity (UOA)	0
Carry forward orthodontic activity (UOA)	0
Baseline contract value	£38,765.32

ACCESS*

Patients seen in 24 months	Total	Change since previous quarter
Quarter ending December 2017	773	
Quarter ending March 2018	781	→
Quarter ending June 2018	769	↓
Quarter ending September 2018	762	→
Quarter ending December 2018	771	→
Variance since December 2017	(0.3%)	→



ACTIVITY



Month	Adjusted Scheduled Activity (UDA)	
	2018	2019
April	53	14
May	193	136
June	277	234
July	439	405
August	464	540
September	642	646
October	771	815
November	938	981
December	1,039	1,073
January	1,164	
February	1,267	
March	1,390	
April	1,455	
May	1,455	
June	1,455	

QUALITY

	Quantity	Base Number	Contract	LHB	Wales
% of FP17s for the same patient ID Re-attending within 3 months - Children	70	906	7.7%	7.8%	10.9%
% of FP17s for the same patient ID Re-attending within 3 months - Adults	0	0	N/A	13.1%	15.6%
% of FP17s for the same patient ID Re-attending between 3 & 9 months - Children	592	906	65.3%	59.0%	59.6%
% of FP17s for the same patient ID Re-attending between 3 & 9 months - Adults	0	0	N/A	54.2%	55.6%
% of FP17s for Band 1 Urgent Courses	31	856	3.6%	8.2%	8.9%
% of FP17s Relating to Free Repair or Replacements	0	856	0.0%	0.7%	0.7%
% of FP17s Relating to Continuations	0	856	0.0%	0.8%	0.7%
% of Patients satisfied with the dentistry they have received	2	2	N/A	92.9%	93.3%
% of Patients satisfied with the time they had to wait for an appointment	2	2	N/A	86.7%	88.0%

* This is based on patients treated on this contract for their most recent course of treatment. Figures in italics indicate the base number of FP17s or Patient Questionnaire responses are less than 100. N/A is shown where the base number of responses is less than 10 during the period. % is calculated as Quantity/Base number*100

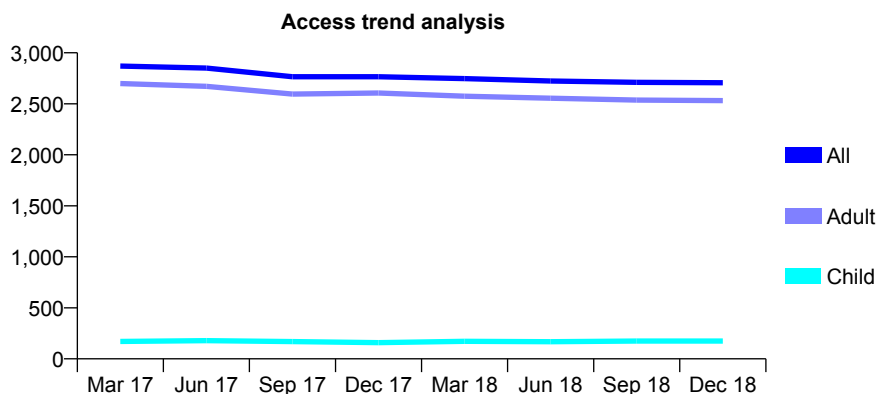
7A1 - Vital Signs At a Glance Contract Report for 978957/0001 - December 2018

Name or company name	MRS YL HOPKINS
Contract type name	GDS Contract
Purpose of contract	General
Contract start date	01/02/2009
Contract end date	

18/19 Contracted general activity (UDA)	6,158
Carry forward general activity (UDA)	-139
18/19 Contracted orthodontic activity (UOA)	0
Carry forward orthodontic activity (UOA)	0
Baseline contract value	£210,468.38

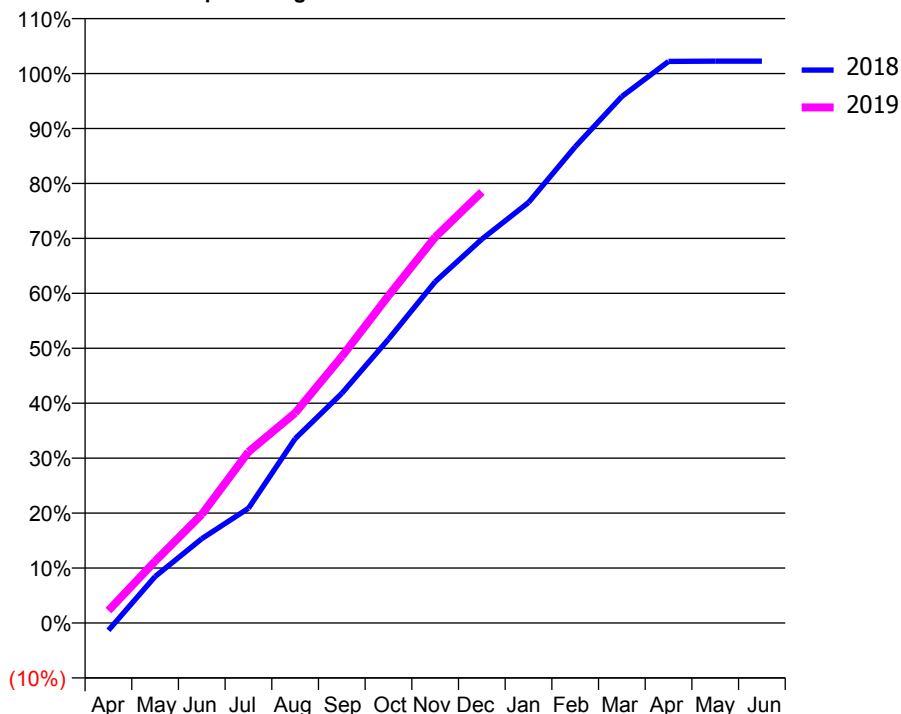
ACCESS*

Patients seen in 24 months	Total	Change since previous quarter
Quarter ending December 2017	2,765	
Quarter ending March 2018	2,747	→
Quarter ending June 2018	2,723	→
Quarter ending September 2018	2,711	→
Quarter ending December 2018	2,706	→
Variance since December 2017	(2.1%)	↓



ACTIVITY

Cumulative percentage of contracted UDA delivered 2018 & 2019



Month	Adjusted Scheduled Activity (UDA)	
	2018	2019
April	-83	139
May	521	693
June	945	1,217
July	1,285	1,918
August	2,066	2,355
September	2,573	2,987
October	3,180	3,668
November	3,824	4,324
December	4,302	4,830
January	4,713	
February	5,336	
March	5,900	
April	6,294	
May	6,297	
June	6,297	

QUALITY

	Quantity	Base Number	Contract	LHB	Wales
% of FP17s for the same patient ID Re-attending within 3 months - Children	0	141	0.0%	7.8%	10.9%
% of FP17s for the same patient ID Re-attending within 3 months - Adults	225	2,232	10.1%	13.1%	15.6%
% of FP17s for the same patient ID Re-attending between 3 & 9 months - Children	28	141	19.9%	59.0%	59.6%
% of FP17s for the same patient ID Re-attending between 3 & 9 months - Adults	599	2,232	26.8%	54.2%	55.6%
% of FP17s for Band 1 Urgent Courses	297	2,159	13.8%	8.2%	8.9%
% of FP17s Relating to Free Repair or Replacements	12	2,159	0.6%	0.7%	0.7%
% of FP17s Relating to Continuations	6	2,159	0.3%	0.8%	0.7%
% of Patients satisfied with the dentistry they have received	5	5	N/A	92.9%	93.3%
% of Patients satisfied with the time they had to wait for an appointment	4	5	N/A	86.7%	88.0%

* This is based on patients treated on this contract for their most recent course of treatment. Figures in italics indicate the base number of FP17s or Patient Questionnaire responses are less than 100. N/A is shown where the base number of responses is less than 10 during the period. % is calculated as Quantity/Base number*100

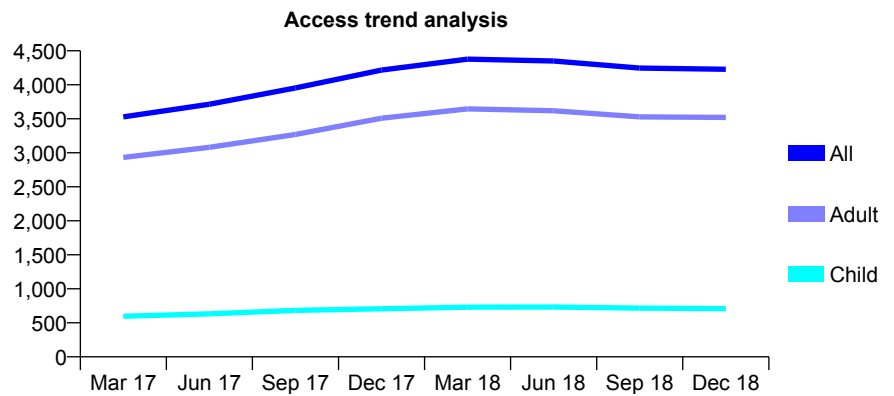
7A1 - Vital Signs At a Glance Contract Report for 995711/0001 - December 2018

Name or company name	MR JM FERNANDO
Contract type name	GDS Contract
Purpose of contract	General
Contract start date	01/02/2016
Contract end date	

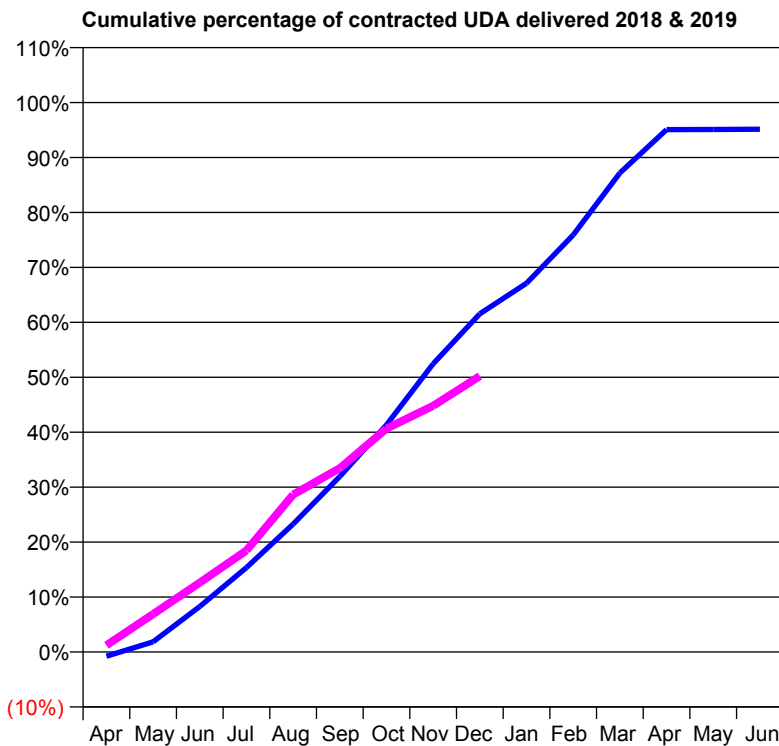
18/19 Contracted general activity (UDA)	15,426
Carry forward general activity (UDA)	0
18/19 Contracted orthodontic activity (UOA)	0
Carry forward orthodontic activity (UOA)	0
Baseline contract value	£250,844.65

ACCESS*

Patients seen in 24 months	Total	Change since previous quarter
Quarter ending December 2017	4,216	
Quarter ending March 2018	4,378	↑
Quarter ending June 2018	4,350	→
Quarter ending September 2018	4,246	↓
Quarter ending December 2018	4,229	→
Variance since December 2017	0.3%	→



ACTIVITY



Month	Adjusted Scheduled Activity (UDA)	
	2018	2019
April	-114	188
May	271	1,065
June	1,215	1,947
July	2,256	2,852
August	3,414	4,420
September	4,685	5,160
October	6,065	6,271
November	7,694	6,913
December	9,027	7,747
January	9,841	
February	11,132	
March	12,787	
April	13,943	
May	13,947	
June	13,954	

QUALITY

	Quantity	Base Number	Contract	LHB	Wales
% of FP17s for the same patient ID Re-attending within 3 months - Children	32	752	4.3%	7.8%	10.9%
% of FP17s for the same patient ID Re-attending within 3 months - Adults	388	3,597	10.8%	13.1%	15.6%
% of FP17s for the same patient ID Re-attending between 3 & 9 months - Children	475	752	63.2%	59.0%	59.6%
% of FP17s for the same patient ID Re-attending between 3 & 9 months - Adults	2,447	3,597	68.0%	54.2%	55.6%
% of FP17s for Band 1 Urgent Courses	255	3,914	6.5%	8.2%	8.9%
% of FP17s Relating to Free Repair or Replacements	20	3,914	0.5%	0.7%	0.7%
% of FP17s Relating to Continuations	43	3,914	1.1%	0.8%	0.7%
% of Patients satisfied with the dentistry they have received	12	12	100.0%	92.9%	93.3%
% of Patients satisfied with the time they had to wait for an appointment	12	12	100.0%	86.7%	88.0%

* This is based on patients treated on this contract for their most recent course of treatment. Figures in italics indicate the base number of FP17s or Patient Questionnaire responses are less than 100. N/A is shown where the base number of responses is less than 10 during the period. % is calculated as Quantity/Base number*100

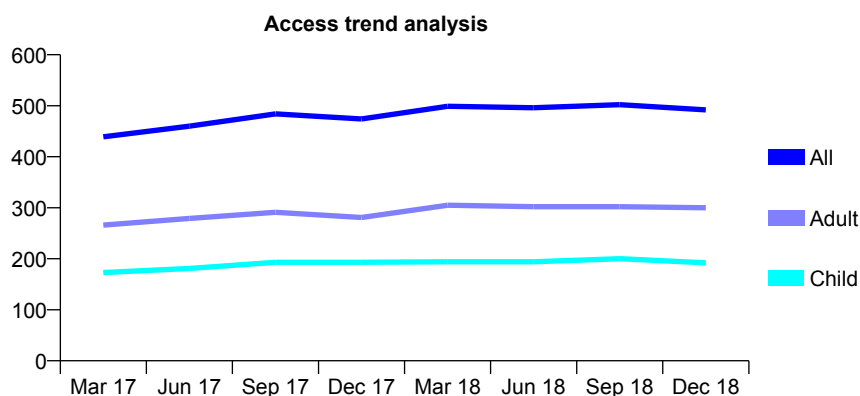
7A2 - Vital Signs At a Glance Contract Report for 100037/0000 - December 2018

Name or company name	MISS RE MOSEY
Contract type name	GDS Contract
Purpose of contract	General
Contract start date	19/04/2016
Contract end date	

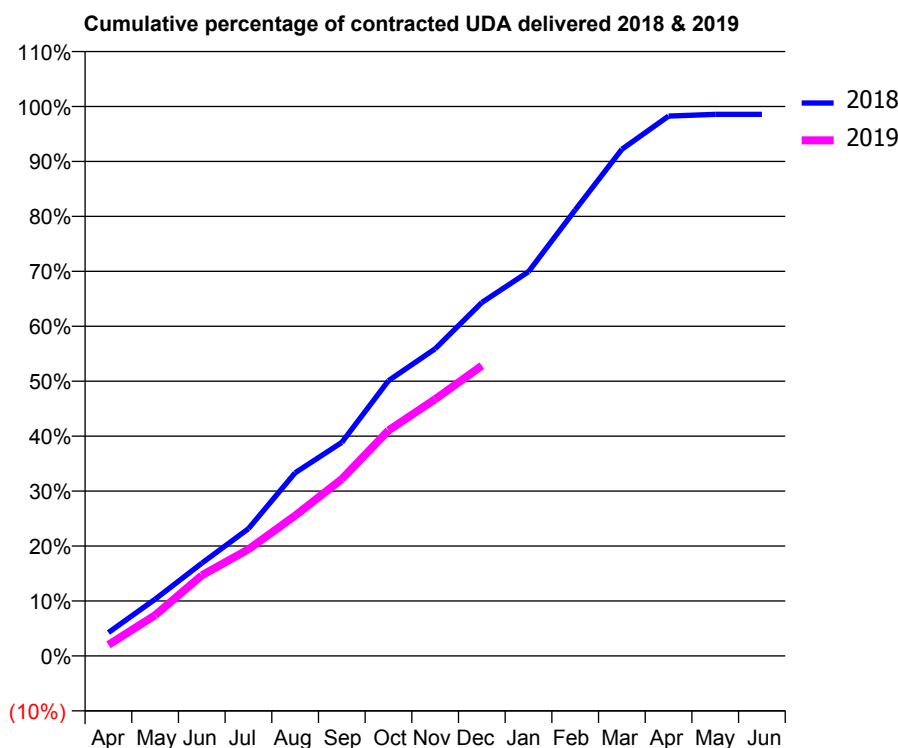
18/19 Contracted general activity (UDA)	1,304
Carry forward general activity (UDA)	19
18/19 Contracted orthodontic activity (UOA)	0
Carry forward orthodontic activity (UOA)	0
Baseline contract value	£37,534.88

ACCESS*

Patients seen in 24 months	Total	Change since previous quarter
Quarter ending December 2017	474	
Quarter ending March 2018	499	↑
Quarter ending June 2018	496	→
Quarter ending September 2018	502	→
Quarter ending December 2018	492	↓
Variance since December 2017	3.8%	↑



ACTIVITY



Month	Adjusted Scheduled Activity (UDA)	
	2018	2019
April	55	26
May	135	97
June	220	191
July	302	253
August	435	333
September	507	420
October	653	535
November	729	609
December	839	689
January	912	
February	1,058	
March	1,202	
April	1,281	
May	1,285	
June	1,285	

QUALITY

	Quantity	Base Number	Contract	LHB	Wales
% of FP17s for the same patient ID Re-attending within 3 months - Children	17	244	7.0%	7.9%	10.9%
% of FP17s for the same patient ID Re-attending within 3 months - Adults	26	319	8.2%	11.7%	15.6%
% of FP17s for the same patient ID Re-attending between 3 & 9 months - Children	166	244	68.0%	56.2%	59.6%
% of FP17s for the same patient ID Re-attending between 3 & 9 months - Adults	208	319	65.2%	51.3%	55.6%
% of FP17s for Band 1 Urgent Courses	28	531	5.3%	8.2%	8.9%
% of FP17s Relating to Free Repair or Replacements	0	531	0.0%	0.5%	0.7%
% of FP17s Relating to Continuations	3	531	0.6%	0.8%	0.7%
% of Patients satisfied with the dentistry they have received	1	1	N/A	91.3%	93.3%
% of Patients satisfied with the time they had to wait for an appointment	1	1	N/A	86.9%	88.0%

* This is based on patients treated on this contract for their most recent course of treatment. Figures in italics indicate the base number of FP17s or Patient Questionnaire responses are less than 100. N/A is shown where the base number of responses is less than 10 during the period. % is calculated as Quantity/Base number*100

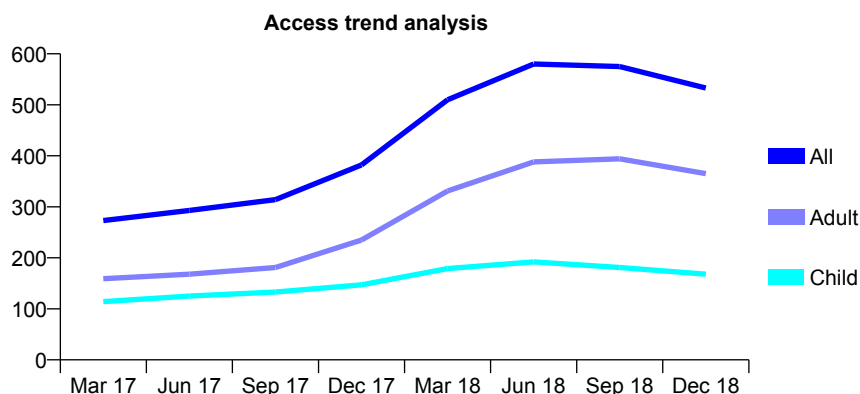
7A2 - Vital Signs At a Glance Contract Report for 100123/0000 - December 2018

Name or company name	A Llewellyn
Contract type name	Pilot Contract
Purpose of contract	General
Contract start date	01/04/2016
Contract end date	

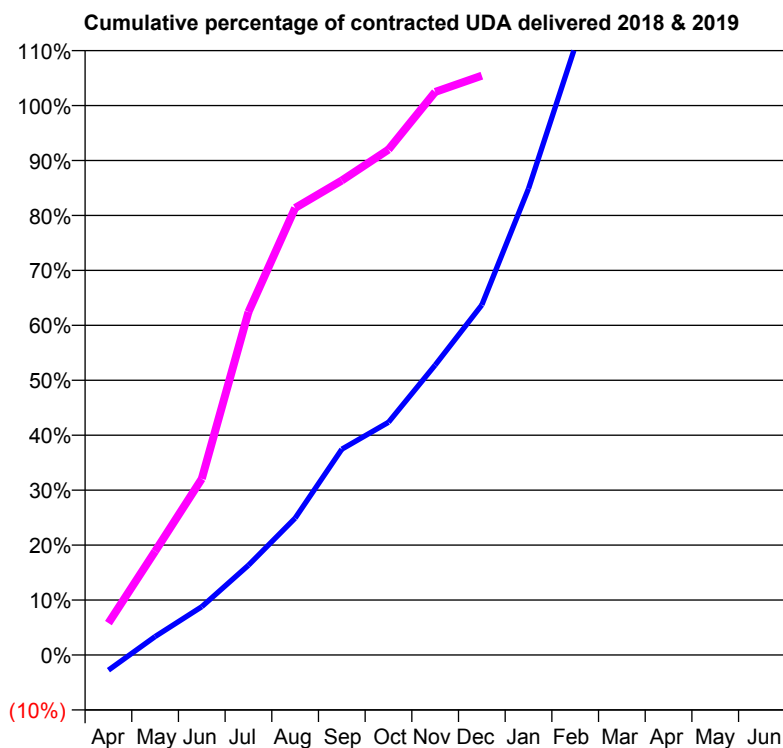
18/19 Contracted general activity (UDA)	1,020
Carry forward general activity (UDA)	-33
18/19 Contracted orthodontic activity (UOA)	0
Carry forward orthodontic activity (UOA)	0
Baseline contract value	£25,544.40

ACCESS*

Patients seen in 24 months	Total	Change since previous quarter
Quarter ending December 2017	382	
Quarter ending March 2018	510	↑
Quarter ending June 2018	580	↑
Quarter ending September 2018	575	→
Quarter ending December 2018	533	↓
Variance since December 2017	39.5%	↑



ACTIVITY



Month	Adjusted Scheduled Activity (UDA)	
	2018	2019
April	-29	59
May	35	192
June	92	327
July	171	637
August	260	830
September	391	881
October	443	938
November	551	1,045
December	666	1,075
January	887	
February	1,157	
March	1,333	
April	1,395	
May	1,398	
June	1,398	

QUALITY

	Quantity	Base Number	Contract	LHB	Wales
% of FP17s for the same patient ID Re-attending within 3 months - Children	17	183	9.3%	7.9%	10.9%
% of FP17s for the same patient ID Re-attending within 3 months - Adults	37	354	10.5%	11.7%	15.6%
% of FP17s for the same patient ID Re-attending between 3 & 9 months - Children	99	183	54.1%	56.2%	59.6%
% of FP17s for the same patient ID Re-attending between 3 & 9 months - Adults	166	354	46.9%	51.3%	55.6%
% of FP17s for Band 1 Urgent Courses	42	507	8.3%	8.2%	8.9%
% of FP17s Relating to Free Repair or Replacements	6	507	1.2%	0.5%	0.7%
% of FP17s Relating to Continuations	1	507	0.2%	0.8%	0.7%
% of Patients satisfied with the dentistry they have received	1	1	N/A	91.3%	93.3%
% of Patients satisfied with the time they had to wait for an appointment	1	1	N/A	86.9%	88.0%

* This is based on patients treated on this contract for their most recent course of treatment. Figures in italics indicate the base number of FP17s or Patient Questionnaire responses are less than 100. N/A is shown where the base number of responses is less than 10 during the period. % is calculated as Quantity/Base number*100

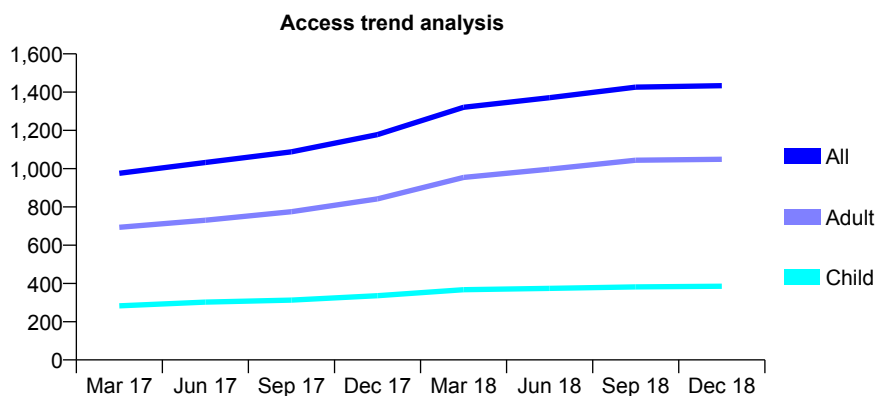
7A2 - Vital Signs At a Glance Contract Report for 100124/0000 - December 2018

Name or company name	A Llewellyn
Contract type name	Pilot Contract
Purpose of contract	General
Contract start date	01/04/2016
Contract end date	

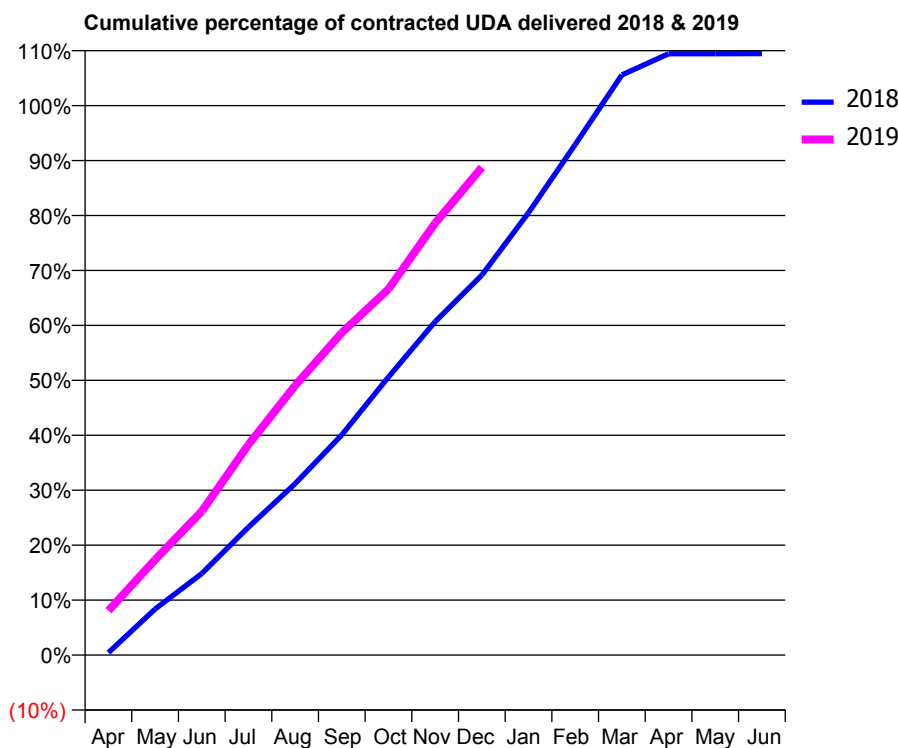
18/19 Contracted general activity (UDA)	3,458
Carry forward general activity (UDA)	-47
18/19 Contracted orthodontic activity (UOA)	0
Carry forward orthodontic activity (UOA)	0
Baseline contract value	£88,227.42

ACCESS*

Patients seen in 24 months	Total	Change since previous quarter
Quarter ending December 2017	1,178	
Quarter ending March 2018	1,321	↑
Quarter ending June 2018	1,371	↑
Quarter ending September 2018	1,426	↑
Quarter ending December 2018	1,434	→
Variance since December 2017	21.7%	↑



ACTIVITY



Month	Adjusted Scheduled Activity (UDA)	
	2018	2019
April	16	280
May	298	601
June	526	905
July	826	1,325
August	1,106	1,696
September	1,421	2,029
October	1,794	2,303
November	2,151	2,718
December	2,452	3,070
January	2,854	
February	3,294	
March	3,743	
April	3,880	
May	3,880	
June	3,881	

QUALITY

	Quantity	Base Number	Contract	LHB	Wales
% of FP17s for the same patient ID Re-attending within 3 months - Children	24	487	4.9%	7.9%	10.9%
% of FP17s for the same patient ID Re-attending within 3 months - Adults	141	1,207	11.7%	11.7%	15.6%
% of FP17s for the same patient ID Re-attending between 3 & 9 months - Children	337	487	69.2%	56.2%	59.6%
% of FP17s for the same patient ID Re-attending between 3 & 9 months - Adults	701	1,207	58.1%	51.3%	55.6%
% of FP17s for Band 1 Urgent Courses	186	1,618	11.5%	8.2%	8.9%
% of FP17s Relating to Free Repair or Replacements	6	1,618	0.4%	0.5%	0.7%
% of FP17s Relating to Continuations	10	1,618	0.6%	0.8%	0.7%
% of Patients satisfied with the dentistry they have received	4	5	N/A	91.3%	93.3%
% of Patients satisfied with the time they had to wait for an appointment	4	5	N/A	86.9%	88.0%

* This is based on patients treated on this contract for their most recent course of treatment. Figures in italics indicate the base number of FP17s or Patient Questionnaire responses are less than 100. N/A is shown where the base number of responses is less than 10 during the period. % is calculated as Quantity/Base number*100

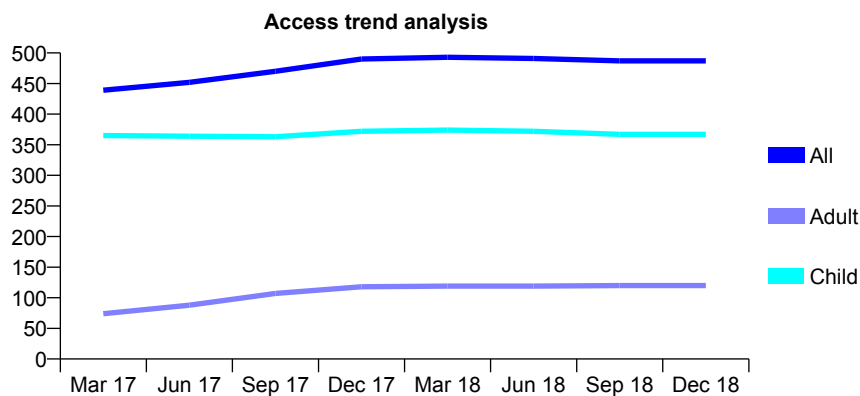
7A2 - Vital Signs At a Glance Contract Report for 100145/0000 - December 2018

Name or company name	Capel Dental
Contract type name	GDS Contract
Purpose of contract	General
Contract start date	01/05/2016
Contract end date	

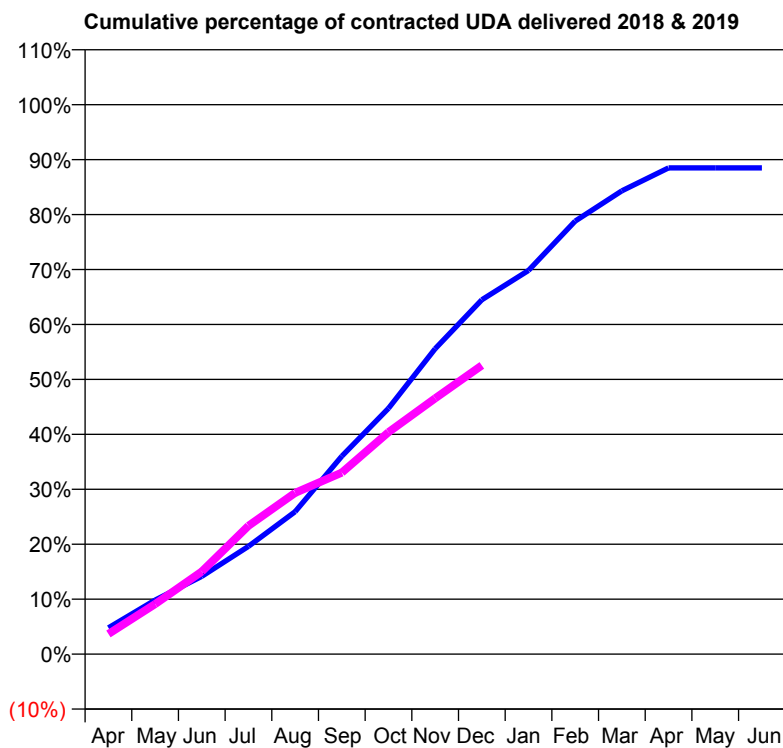
18/19 Contracted general activity (UDA)	1,250
Carry forward general activity (UDA)	0
18/19 Contracted orthodontic activity (UOA)	0
Carry forward orthodontic activity (UOA)	0
Baseline contract value	£30,033.56

ACCESS*

Patients seen in 24 months	Total	Change since previous quarter
Quarter ending December 2017	490	
Quarter ending March 2018	493	→
Quarter ending June 2018	491	→
Quarter ending September 2018	487	→
Quarter ending December 2018	487	→
Variance since December 2017	(0.6%)	→



ACTIVITY



Month	Adjusted Scheduled Activity (UDA)	
	2018	2019
April	60	46
May	123	114
June	177	188
July	245	292
August	324	367
September	450	413
October	559	505
November	695	582
December	806	657
January	873	
February	985	
March	1,054	
April	1,106	
May	1,106	
June	1,106	

QUALITY

	Quantity	Base Number	Contract	LHB	Wales
% of FP17s for the same patient ID Re-attending within 3 months - Children	15	451	3.3%	7.9%	10.9%
% of FP17s for the same patient ID Re-attending within 3 months - Adults	2	44	4.5%	11.7%	15.6%
% of FP17s for the same patient ID Re-attending between 3 & 9 months - Children	314	451	69.6%	56.2%	59.6%
% of FP17s for the same patient ID Re-attending between 3 & 9 months - Adults	17	44	38.6%	51.3%	55.6%
% of FP17s for Band 1 Urgent Courses	0	463	0.0%	8.2%	8.9%
% of FP17s Relating to Free Repair or Replacements	0	463	0.0%	0.5%	0.7%
% of FP17s Relating to Continuations	8	463	1.7%	0.8%	0.7%
% of Patients satisfied with the dentistry they have received	0	0	N/A	91.3%	93.3%
% of Patients satisfied with the time they had to wait for an appointment	0	0	N/A	86.9%	88.0%

* This is based on patients treated on this contract for their most recent course of treatment. Figures in italics indicate the base number of FP17s or Patient Questionnaire responses are less than 100. N/A is shown where the base number of responses is less than 10 during the period. % is calculated as Quantity/Base number*100

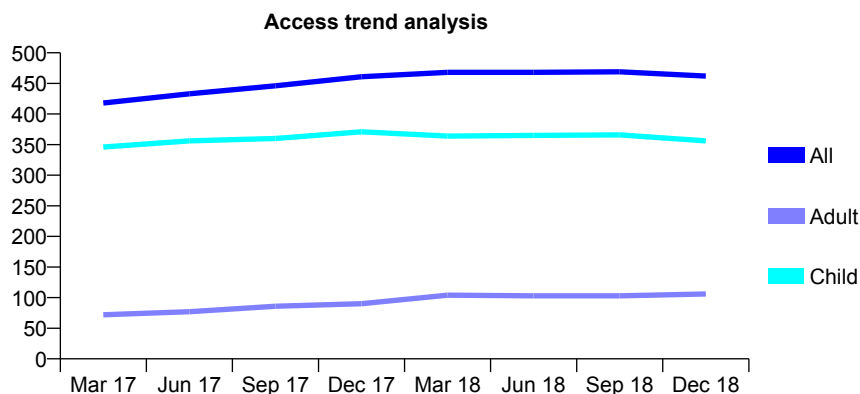
7A2 - Vital Signs At a Glance Contract Report for 100146/0000 - December 2018

Name or company name	Capel Dental
Contract type name	GDS Contract
Purpose of contract	General
Contract start date	01/05/2016
Contract end date	

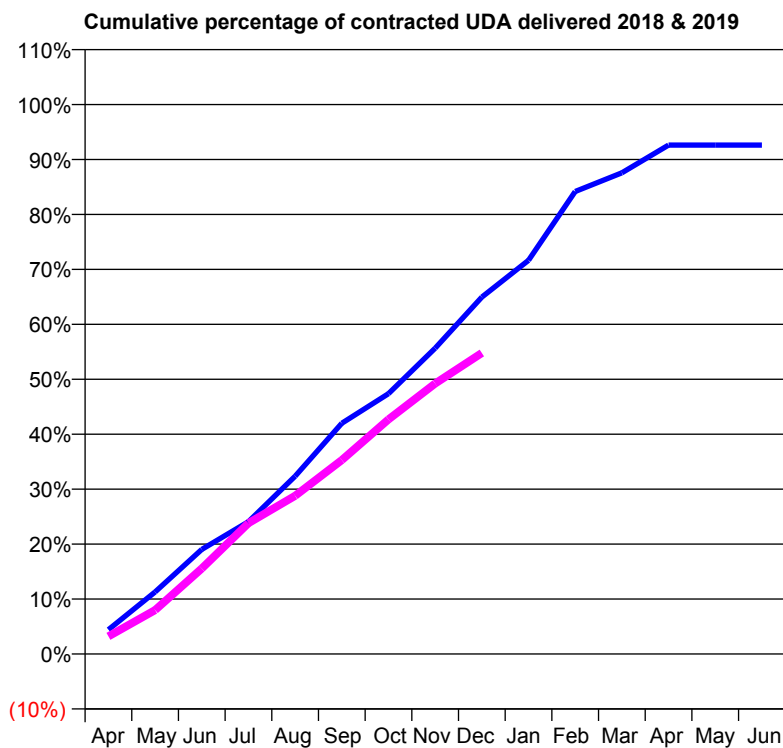
18/19 Contracted general activity (UDA)	1,150
Carry forward general activity (UDA)	0
18/19 Contracted orthodontic activity (UOA)	0
Carry forward orthodontic activity (UOA)	0
Baseline contract value	£27,775.55

ACCESS*

Patients seen in 24 months	Total	Change since previous quarter
Quarter ending December 2017	461	
Quarter ending March 2018	468	→
Quarter ending June 2018	468	→
Quarter ending September 2018	469	→
Quarter ending December 2018	462	↓
Variance since December 2017	0.2%	→



ACTIVITY



Month	Adjusted Scheduled Activity (UDA)	
	2018	2019
April	51	37
May	130	92
June	219	179
July	277	274
August	372	331
September	483	406
October	545	491
November	640	566
December	747	630
January	824	
February	968	
March	1,007	
April	1,065	
May	1,065	
June	1,065	

QUALITY

	Quantity	Base Number	Contract	LHB	Wales
% of FP17s for the same patient ID Re-attending within 3 months - Children	15	427	3.5%	7.9%	10.9%
% of FP17s for the same patient ID Re-attending within 3 months - Adults	3	48	6.3%	11.7%	15.6%
% of FP17s for the same patient ID Re-attending between 3 & 9 months - Children	304	427	71.2%	56.2%	59.6%
% of FP17s for the same patient ID Re-attending between 3 & 9 months - Adults	20	48	41.7%	51.3%	55.6%
% of FP17s for Band 1 Urgent Courses	0	429	0.0%	8.2%	8.9%
% of FP17s Relating to Free Repair or Replacements	0	429	0.0%	0.5%	0.7%
% of FP17s Relating to Continuations	6	429	1.4%	0.8%	0.7%
% of Patients satisfied with the dentistry they have received	2	2	N/A	91.3%	93.3%
% of Patients satisfied with the time they had to wait for an appointment	2	2	N/A	86.9%	88.0%

* This is based on patients treated on this contract for their most recent course of treatment. Figures in italics indicate the base number of FP17s or Patient Questionnaire responses are less than 100. N/A is shown where the base number of responses is less than 10 during the period. % is calculated as Quantity/Base number*100

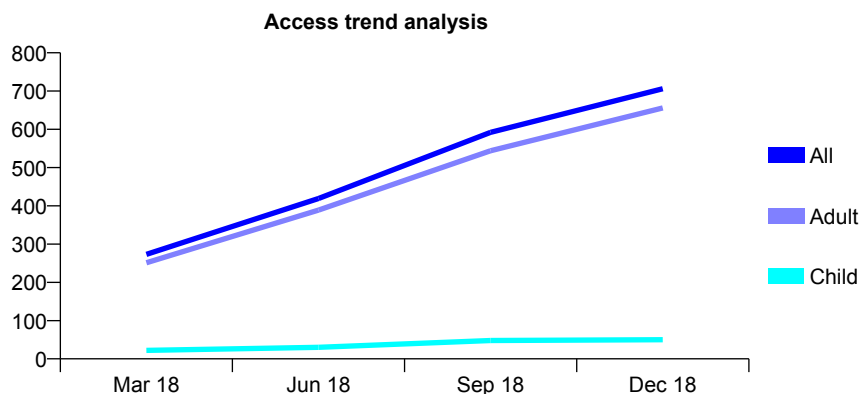
7A2 - Vital Signs At a Glance Contract Report for 100562/0000 - December 2018

Name or company name	MR JR HAYDEN
Contract type name	PDS Contract
Purpose of contract	General
Contract start date	01/11/2017
Contract end date	31/03/2019

18/19 Contracted general activity (UDA)	1,732
Carry forward general activity (UDA)	0
18/19 Contracted orthodontic activity (UOA)	0
Carry forward orthodontic activity (UOA)	0
Baseline contract value	£57,997.62

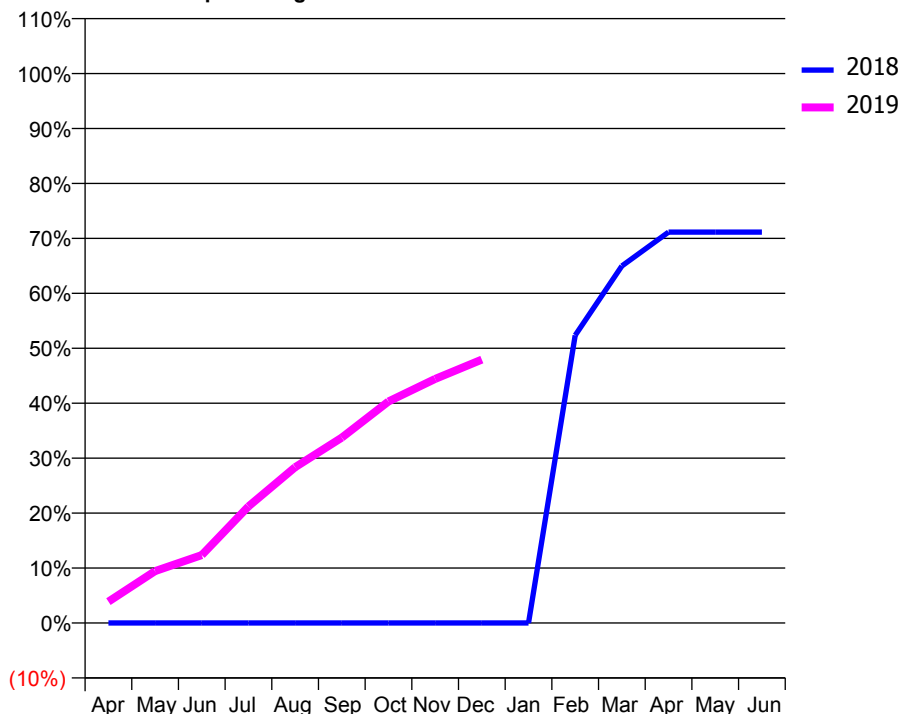
ACCESS*

Patients seen in 24 months	Total	Change since previous quarter
Quarter ending December 2017	0	
Quarter ending March 2018	273	
Quarter ending June 2018	419	↑
Quarter ending September 2018	592	↑
Quarter ending December 2018	706	↑
Variance since December 2017	N/A	



ACTIVITY

Cumulative percentage of contracted UDA delivered 2018 & 2019



Month	Adjusted Scheduled Activity (UDA)	
	2018	2019
April	0	68
May	0	164
June	0	214
July	0	368
August	0	491
September	0	585
October	0	698
November	0	769
December	0	830
January	0	
February	378	
March	469	
April	514	
May	514	
June	514	

QUALITY

	Quantity	Base Number	Contract	LHB	Wales
% of FP17s for the same patient ID Re-attending within 3 months - Children	2	59	3.4%	7.9%	10.9%
% of FP17s for the same patient ID Re-attending within 3 months - Adults	34	660	5.2%	11.7%	15.6%
% of FP17s for the same patient ID Re-attending between 3 & 9 months - Children	2	59	3.4%	56.2%	59.6%
% of FP17s for the same patient ID Re-attending between 3 & 9 months - Adults	22	660	3.3%	51.3%	55.6%
% of FP17s for Band 1 Urgent Courses	677	682	99.3%	8.2%	8.9%
% of FP17s Relating to Free Repair or Replacements	0	682	0.0%	0.5%	0.7%
% of FP17s Relating to Continuations	0	682	0.0%	0.8%	0.7%
% of Patients satisfied with the dentistry they have received	1	2	N/A	91.3%	93.3%
% of Patients satisfied with the time they had to wait for an appointment	0	2	N/A	86.9%	88.0%

* This is based on patients treated on this contract for their most recent course of treatment. Figures in italics indicate the base number of FP17s or Patient Questionnaire responses are less than 100. N/A is shown where the base number of responses is less than 10 during the period. % is calculated as Quantity/Base number*100

7A2 - Vital Signs At a Glance Contract Report for 100713/0000 - December 2018


Name or company name	Penclawdd Dental Practice
Contract type name	PDS Contract
Purpose of contract	General
Contract start date	01/04/2018
Contract end date	31/05/2023

18/19 Contracted general activity (UDA)	1,812
Carry forward general activity (UDA)	0
18/19 Contracted orthodontic activity (UOA)	0
Carry forward orthodontic activity (UOA)	0
Baseline contract value	£41,938.73

ACCESS*

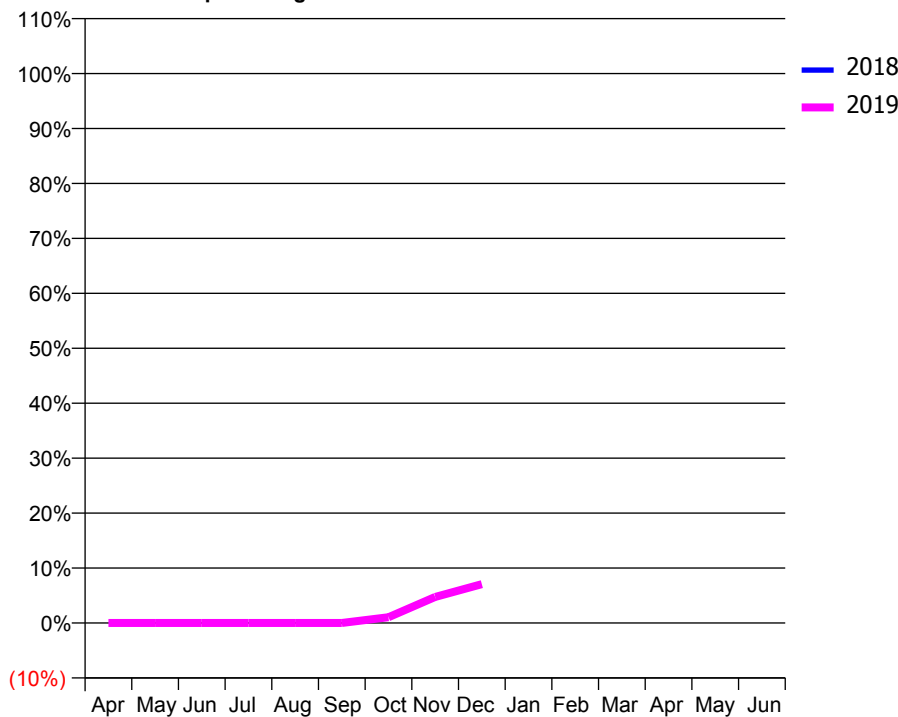
Patients seen in 24 months	Total	Change since previous quarter
Quarter ending December 2017	0	
Quarter ending March 2018	0	
Quarter ending June 2018	0	
Quarter ending September 2018	0	
Quarter ending December 2018	58	↑
Variance since December 2017	N/A	

Access trend analysis



ACTIVITY

Cumulative percentage of contracted UDA delivered 2018 & 2019



Month	Adjusted Scheduled Activity (UDA)	
	2018	2019
April	0	0
May	0	0
June	0	0
July	0	0
August	0	0
September	0	0
October	0	19
November	0	86
December	0	128
January	0	
February	0	
March	0	
April	0	
May	0	
June	0	

QUALITY

	Quantity	Base Number	Contract	LHB	Wales
% of FP17s for the same patient ID Re-attending within 3 months - Children	0	7	0.0%	7.9%	10.9%
% of FP17s for the same patient ID Re-attending within 3 months - Adults	0	42	0.0%	11.7%	15.6%
% of FP17s for the same patient ID Re-attending between 3 & 9 months - Children	0	7	0.0%	56.2%	59.6%
% of FP17s for the same patient ID Re-attending between 3 & 9 months - Adults	0	42	0.0%	51.3%	55.6%
% of FP17s for Band 1 Urgent Courses	0	49	0.0%	8.2%	8.9%
% of FP17s Relating to Free Repair or Replacements	0	49	0.0%	0.5%	0.7%
% of FP17s Relating to Continuations	0	49	0.0%	0.8%	0.7%
% of Patients satisfied with the dentistry they have received	0	0	N/A	91.3%	93.3%
% of Patients satisfied with the time they had to wait for an appointment	0	0	N/A	86.9%	88.0%

* This is based on patients treated on this contract for their most recent course of treatment. Figures in italics indicate the base number of FP17s or Patient Questionnaire responses are less than 100. N/A is shown where the base number of responses is less than 10 during the period. % is calculated as Quantity/Base number*100

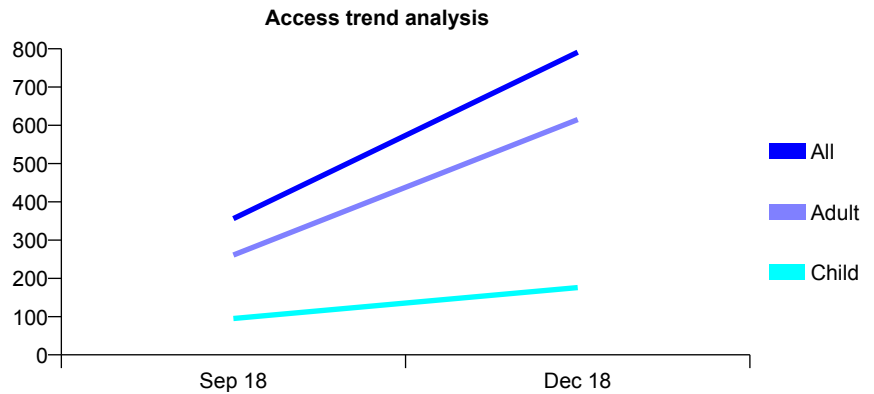
7A2 - Vital Signs At a Glance Contract Report for 100719/0000 - December 2018

Name or company name	Brynteg Tenby
Contract type name	PDS Contract
Purpose of contract	General
Contract start date	01/06/2018
Contract end date	31/05/2023

18/19 Contracted general activity (UDA)	6,914
Carry forward general activity (UDA)	0
18/19 Contracted orthodontic activity (UOA)	0
Carry forward orthodontic activity (UOA)	0
Baseline contract value	£184,747.92

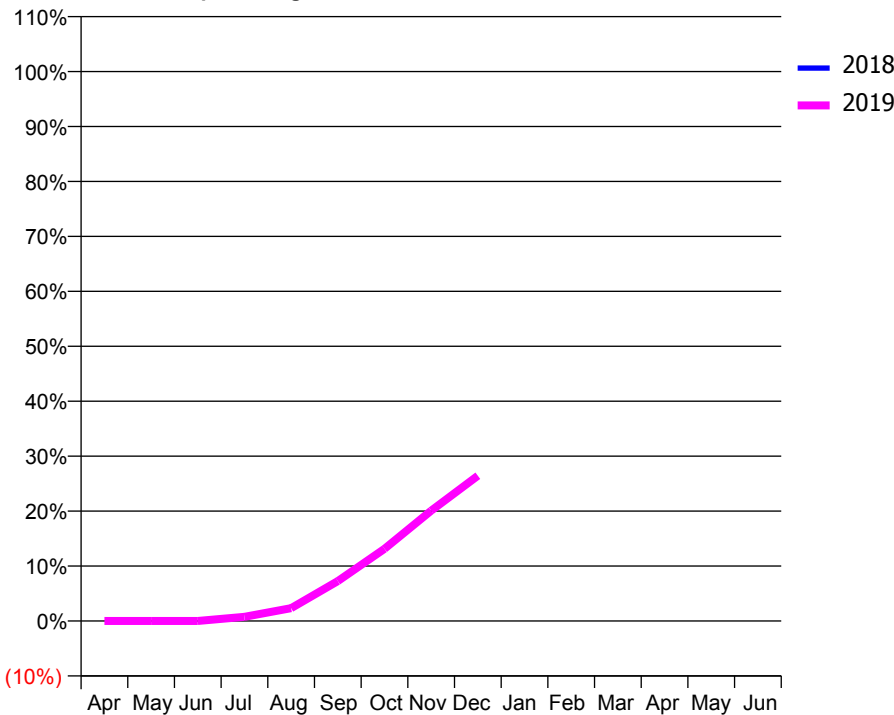
ACCESS*

Patients seen in 24 months	Total	Change since previous quarter
Quarter ending December 2017	0	
Quarter ending March 2018	0	
Quarter ending June 2018	0	
Quarter ending September 2018	356	↑
Quarter ending December 2018	791	↑
Variance since December 2017	N/A	



ACTIVITY

Cumulative percentage of contracted UDA delivered 2018 & 2019



Month	Adjusted Scheduled Activity (UDA)	
	2018	2019
April	0	0
May	0	0
June	0	0
July	0	52
August	0	161
September	0	502
October	0	908
November	0	1,389
December	0	1,828
January	0	
February	0	
March	0	
April	0	
May	0	
June	0	

QUALITY

	Quantity	Base Number	Contract	LHB	Wales
% of FP17s for the same patient ID Re-attending within 3 months - Children	6	191	3.1%	7.9%	10.9%
% of FP17s for the same patient ID Re-attending within 3 months - Adults	34	660	5.2%	11.7%	15.6%
% of FP17s for the same patient ID Re-attending between 3 & 9 months - Children	6	191	3.1%	56.2%	59.6%
% of FP17s for the same patient ID Re-attending between 3 & 9 months - Adults	19	660	2.9%	51.3%	55.6%
% of FP17s for Band 1 Urgent Courses	11	851	1.3%	8.2%	8.9%
% of FP17s Relating to Free Repair or Replacements	0	851	0.0%	0.5%	0.7%
% of FP17s Relating to Continuations	8	851	0.9%	0.8%	0.7%
% of Patients satisfied with the dentistry they have received	1	1	N/A	91.3%	93.3%
% of Patients satisfied with the time they had to wait for an appointment	1	1	N/A	86.9%	88.0%

* This is based on patients treated on this contract for their most recent course of treatment. Figures in italics indicate the base number of FP17s or Patient Questionnaire responses are less than 100. N/A is shown where the base number of responses is less than 10 during the period. % is calculated as Quantity/Base number*100

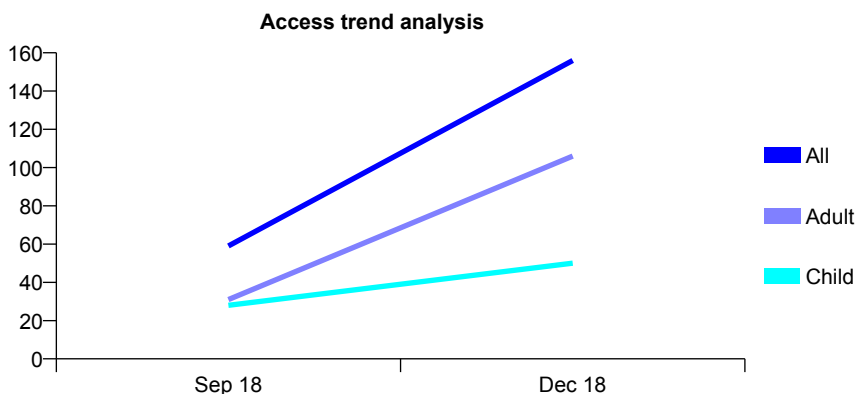
7A2 - Vital Signs At a Glance Contract Report for 100732/0000 - December 2018

Name or company name	A Llewellyn
Contract type name	Pilot Contract
Purpose of contract	General
Contract start date	01/06/2018
Contract end date	31/05/2023

18/19 Contracted general activity (UDA)	973
Carry forward general activity (UDA)	0
18/19 Contracted orthodontic activity (UOA)	0
Carry forward orthodontic activity (UOA)	0
Baseline contract value	£31,708.83

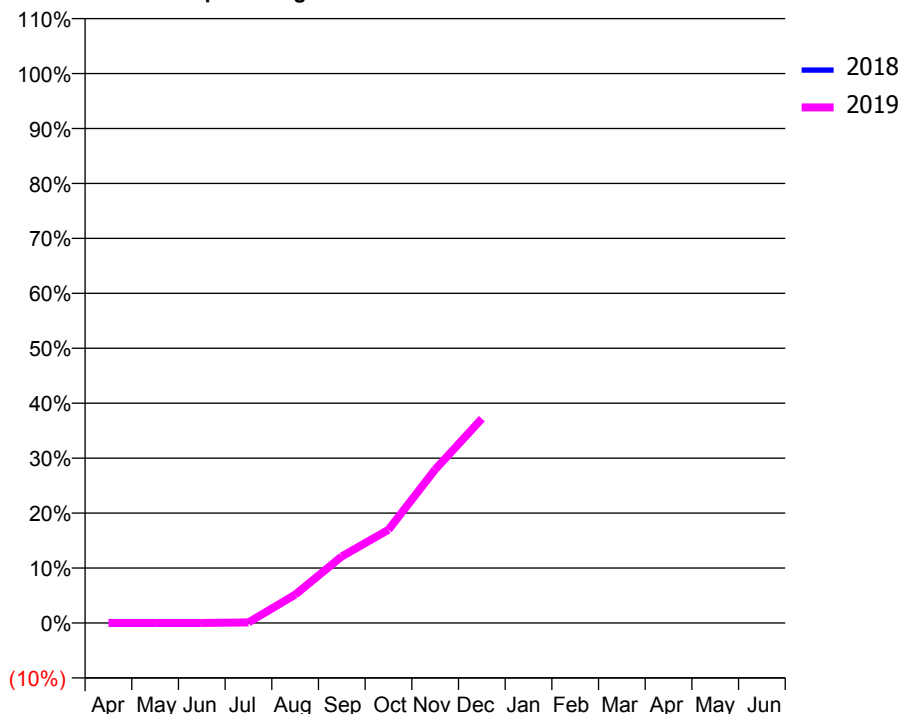
ACCESS*

Patients seen in 24 months	Total	Change since previous quarter
Quarter ending December 2017	0	
Quarter ending March 2018	0	
Quarter ending June 2018	0	
Quarter ending September 2018	59	↑
Quarter ending December 2018	156	↑
Variance since December 2017	N/A	



ACTIVITY

Cumulative percentage of contracted UDA delivered 2018 & 2019



Month	Adjusted Scheduled Activity (UDA)	
	2018	2019
April	0	0
May	0	0
June	0	0
July	0	1
August	0	50
September	0	118
October	0	165
November	0	272
December	0	362
January	0	
February	0	
March	0	
April	0	
May	0	
June	0	

QUALITY

	Quantity	Base Number	Contract	LHB	Wales
% of FP17s for the same patient ID Re-attending within 3 months - Children	1	52	1.9%	7.9%	10.9%
% of FP17s for the same patient ID Re-attending within 3 months - Adults	0	103	0.0%	11.7%	15.6%
% of FP17s for the same patient ID Re-attending between 3 & 9 months - Children	0	52	0.0%	56.2%	59.6%
% of FP17s for the same patient ID Re-attending between 3 & 9 months - Adults	1	103	1.0%	51.3%	55.6%
% of FP17s for Band 1 Urgent Courses	9	155	5.8%	8.2%	8.9%
% of FP17s Relating to Free Repair or Replacements	0	155	0.0%	0.5%	0.7%
% of FP17s Relating to Continuations	0	155	0.0%	0.8%	0.7%
% of Patients satisfied with the dentistry they have received	6	6	N/A	91.3%	93.3%
% of Patients satisfied with the time they had to wait for an appointment	6	6	N/A	86.9%	88.0%

* This is based on patients treated on this contract for their most recent course of treatment. Figures in italics indicate the base number of FP17s or Patient Questionnaire responses are less than 100. N/A is shown where the base number of responses is less than 10 during the period. % is calculated as Quantity/Base number*100

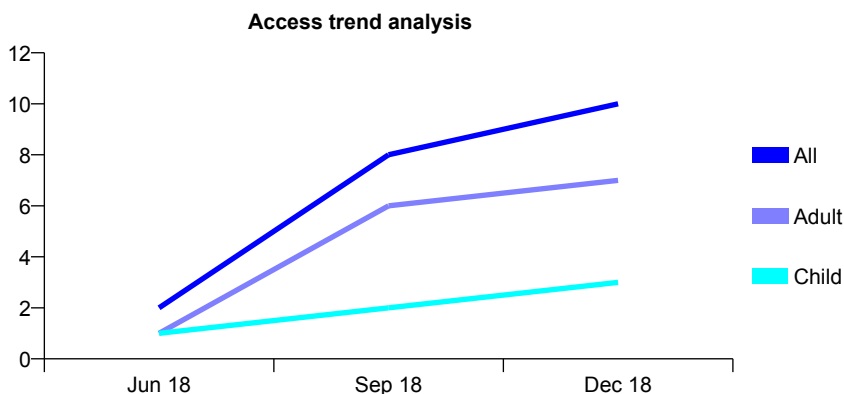
7A2 - Vital Signs At a Glance Contract Report for 100733/0000 - December 2018

Name or company name	MR AJ BEAZLEY
Contract type name	PDS Contract
Purpose of contract	General
Contract start date	01/06/2018
Contract end date	31/05/2023

18/19 Contracted general activity (UDA)	781
Carry forward general activity (UDA)	0
18/19 Contracted orthodontic activity (UOA)	0
Carry forward orthodontic activity (UOA)	0
Baseline contract value	£26,681.88

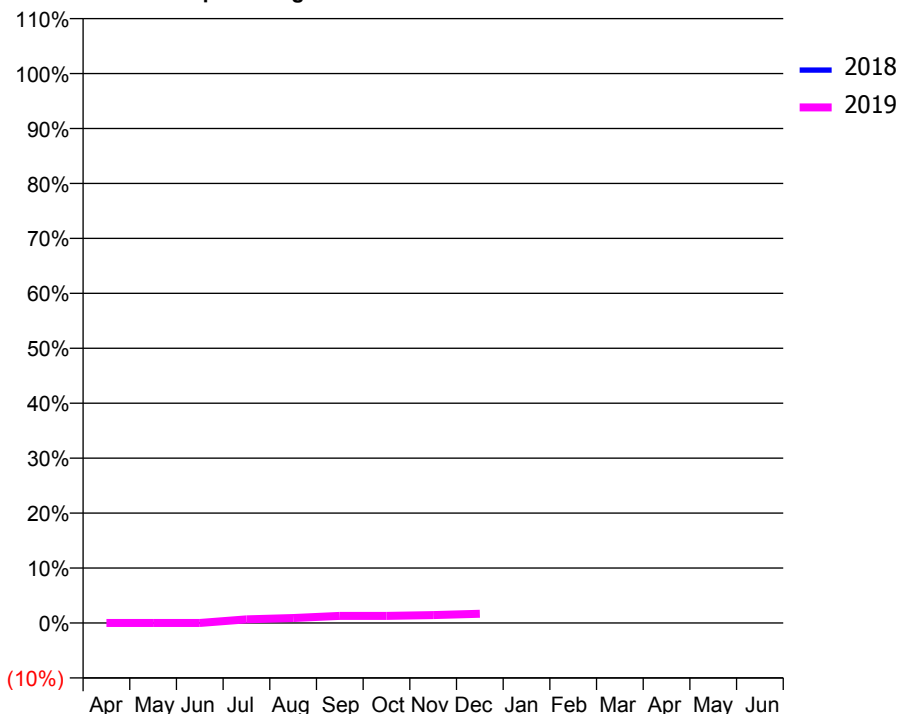
ACCESS*

Patients seen in 24 months	Total	Change since previous quarter
Quarter ending December 2017	0	
Quarter ending March 2018	0	
Quarter ending June 2018	2	↑
Quarter ending September 2018	8	↑
Quarter ending December 2018	10	↑
Variance since December 2017	N/A	



ACTIVITY

Cumulative percentage of contracted UDA delivered 2018 & 2019



Adjusted Scheduled Activity (UDA)

Month	2018	2019
April	0	0
May	0	0
June	0	0
July	0	5
August	0	7
September	0	10
October	0	10
November	0	11
December	0	13
January	0	
February	0	
March	0	
April	0	
May	0	
June	0	

QUALITY

	Quantity	Base Number	Contract	LHB	Wales
% of FP17s for the same patient ID Re-attending within 3 months - Children	0	3	0.0%	7.9%	10.9%
% of FP17s for the same patient ID Re-attending within 3 months - Adults	0	8	0.0%	11.7%	15.6%
% of FP17s for the same patient ID Re-attending between 3 & 9 months - Children	0	3	0.0%	56.2%	59.6%
% of FP17s for the same patient ID Re-attending between 3 & 9 months - Adults	0	8	0.0%	51.3%	55.6%
% of FP17s for Band 1 Urgent Courses	1	11	9.1%	8.2%	8.9%
% of FP17s Relating to Free Repair or Replacements	0	11	0.0%	0.5%	0.7%
% of FP17s Relating to Continuations	0	11	0.0%	0.8%	0.7%
% of Patients satisfied with the dentistry they have received	0	0	N/A	91.3%	93.3%
% of Patients satisfied with the time they had to wait for an appointment	0	0	N/A	86.9%	88.0%

* This is based on patients treated on this contract for their most recent course of treatment. Figures in italics indicate the base number of FP17s or Patient Questionnaire responses are less than 100. N/A is shown where the base number of responses is less than 10 during the period. % is calculated as Quantity/Base number*100

7A2 - Vital Signs At a Glance Contract Report for 100737/0000 - December 2018


Name or company name	MR JR HAYDEN
Contract type name	Pilot Contract
Purpose of contract	General
Contract start date	01/06/2018
Contract end date	31/05/2023

18/19 Contracted general activity (UDA)	1,510
Carry forward general activity (UDA)	0
18/19 Contracted orthodontic activity (UOA)	0
Carry forward orthodontic activity (UOA)	0
Baseline contract value	£44,615.02

ACCESS*

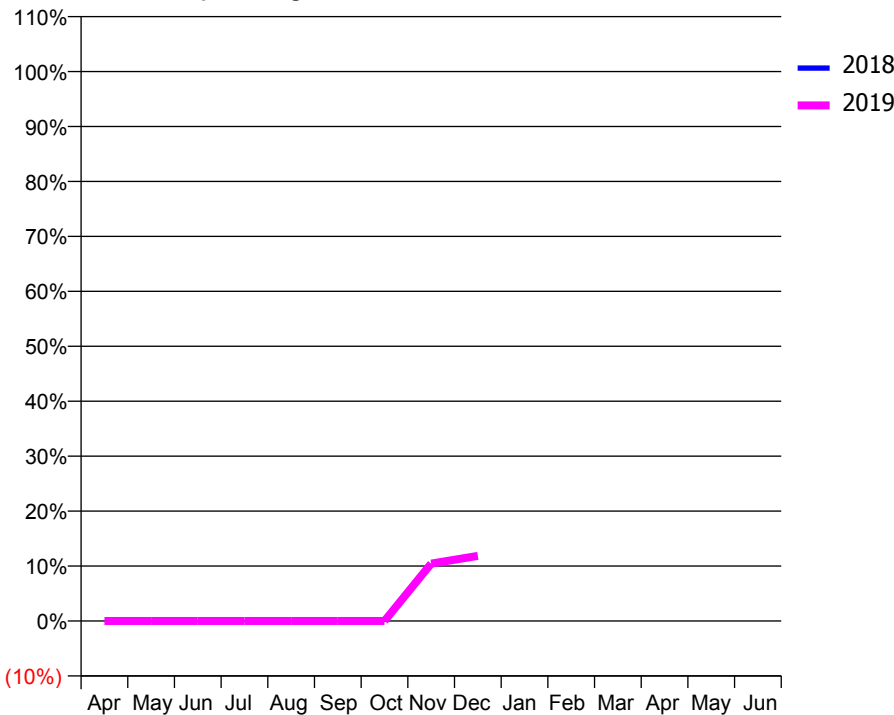
Patients seen in 24 months	Total	Change since previous quarter
Quarter ending December 2017	0	
Quarter ending March 2018	0	
Quarter ending June 2018	0	
Quarter ending September 2018	0	
Quarter ending December 2018	75	↑
Variance since December 2017	N/A	

Access trend analysis



ACTIVITY

Cumulative percentage of contracted UDA delivered 2018 & 2019



Month	Adjusted Scheduled Activity (UDA)	
	2018	2019
April	0	0
May	0	0
June	0	0
July	0	0
August	0	0
September	0	0
October	0	0
November	0	158
December	0	179
January	0	
February	0	
March	0	
April	0	
May	0	
June	0	

QUALITY

	Quantity	Base Number	Contract	LHB	Wales
% of FP17s for the same patient ID Re-attending within 3 months - Children	0	12	0.0%	7.9%	10.9%
% of FP17s for the same patient ID Re-attending within 3 months - Adults	2	74	2.7%	11.7%	15.6%
% of FP17s for the same patient ID Re-attending between 3 & 9 months - Children	0	12	0.0%	56.2%	59.6%
% of FP17s for the same patient ID Re-attending between 3 & 9 months - Adults	0	74	0.0%	51.3%	55.6%
% of FP17s for Band 1 Urgent Courses	10	86	11.6%	8.2%	8.9%
% of FP17s Relating to Free Repair or Replacements	0	86	0.0%	0.5%	0.7%
% of FP17s Relating to Continuations	0	86	0.0%	0.8%	0.7%
% of Patients satisfied with the dentistry they have received	0	0	N/A	91.3%	93.3%
% of Patients satisfied with the time they had to wait for an appointment	0	0	N/A	86.9%	88.0%

* This is based on patients treated on this contract for their most recent course of treatment. Figures in italics indicate the base number of FP17s or Patient Questionnaire responses are less than 100. N/A is shown where the base number of responses is less than 10 during the period. % is calculated as Quantity/Base number*100

7A2 - Vital Signs At a Glance Contract Report for 100889/0000 - December 2018


Name or company name	F Bevan & A Abouserwel
Contract type name	PDS Contract
Purpose of contract	General
Contract start date	01/10/2018
Contract end date	30/09/2023

18/19 Contracted general activity (UDA)	550
Carry forward general activity (UDA)	0
18/19 Contracted orthodontic activity (UOA)	0
Carry forward orthodontic activity (UOA)	0
Baseline contract value	£15,837.89

ACCESS*

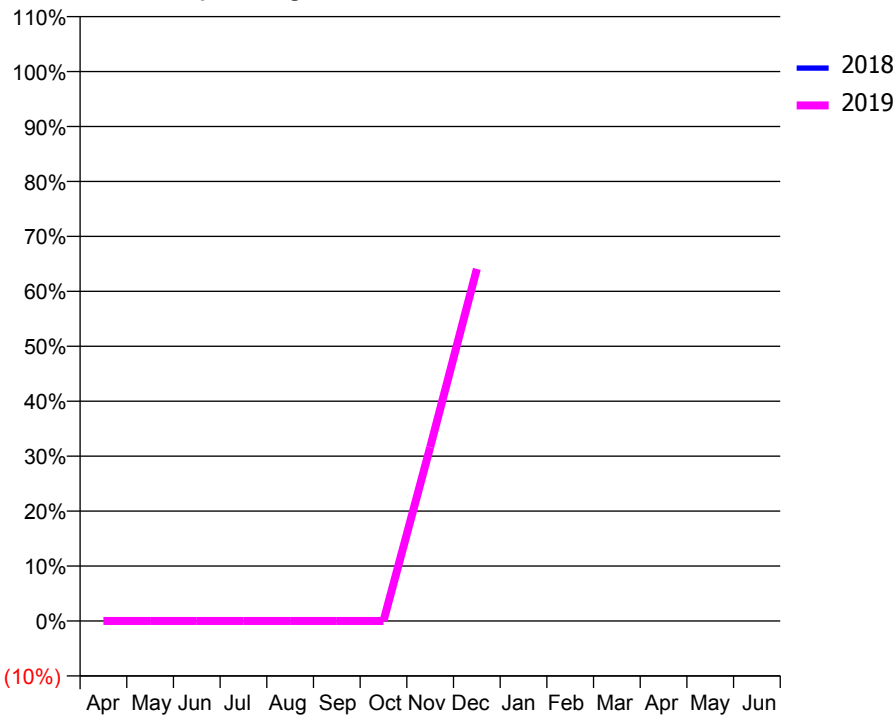
Patients seen in 24 months	Total	Change since previous quarter
Quarter ending December 2017	0	
Quarter ending March 2018	0	
Quarter ending June 2018	0	
Quarter ending September 2018	0	
Quarter ending December 2018	210	↑
Variance since December 2017	N/A	

Access trend analysis



ACTIVITY

Cumulative percentage of contracted UDA delivered 2018 & 2019



Month	Adjusted Scheduled Activity (UDA)	
	2018	2019
April	0	0
May	0	0
June	0	0
July	0	0
August	0	0
September	0	0
October	0	0
November	0	174
December	0	352
January	0	
February	0	
March	0	
April	0	
May	0	
June	0	

QUALITY

	Quantity	Base Number	Contract	LHB	Wales
% of FP17s for the same patient ID Re-attending within 3 months - Children	0	57	0.0%	7.9%	10.9%
% of FP17s for the same patient ID Re-attending within 3 months - Adults	0	167	0.0%	11.7%	15.6%
% of FP17s for the same patient ID Re-attending between 3 & 9 months - Children	0	57	0.0%	56.2%	59.6%
% of FP17s for the same patient ID Re-attending between 3 & 9 months - Adults	0	167	0.0%	51.3%	55.6%
% of FP17s for Band 1 Urgent Courses	22	224	9.8%	8.2%	8.9%
% of FP17s Relating to Free Repair or Replacements	0	224	0.0%	0.5%	0.7%
% of FP17s Relating to Continuations	0	224	0.0%	0.8%	0.7%
% of Patients satisfied with the dentistry they have received	1	1	N/A	91.3%	93.3%
% of Patients satisfied with the time they had to wait for an appointment	1	1	N/A	86.9%	88.0%

* This is based on patients treated on this contract for their most recent course of treatment. Figures in italics indicate the base number of FP17s or Patient Questionnaire responses are less than 100. N/A is shown where the base number of responses is less than 10 during the period. % is calculated as Quantity/Base number*100

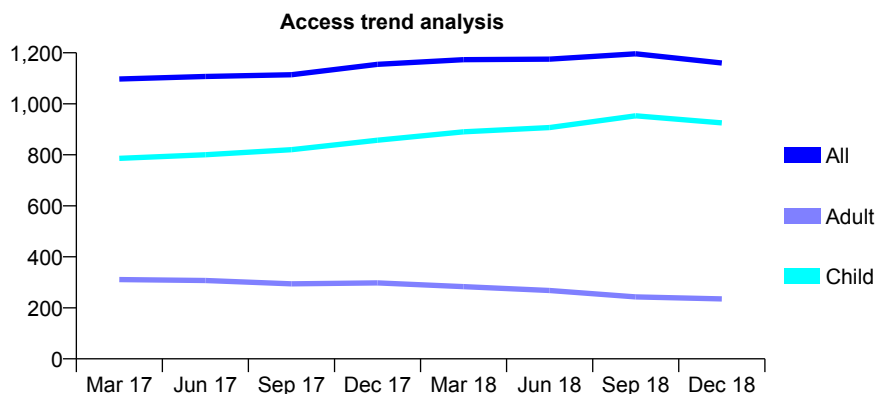
7A2 - Vital Signs At a Glance Contract Report for 105554/0001 - December 2018

Name or company name	A Llewellyn
Contract type name	GDS Contract
Purpose of contract	General
Contract start date	01/11/2012
Contract end date	

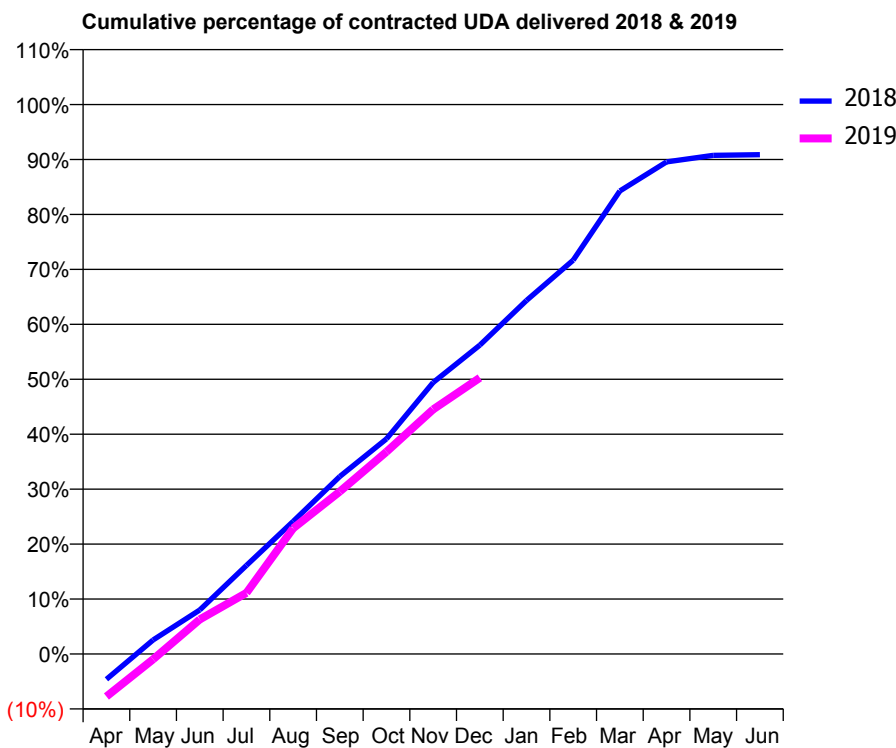
18/19 Contracted general activity (UDA)	2,400
Carry forward general activity (UDA)	219
18/19 Contracted orthodontic activity (UOA)	0
Carry forward orthodontic activity (UOA)	0
Baseline contract value	£56,165.01

ACCESS*

Patients seen in 24 months	Total	Change since previous quarter
Quarter ending December 2017	1,155	
Quarter ending March 2018	1,173	→
Quarter ending June 2018	1,175	→
Quarter ending September 2018	1,196	→
Quarter ending December 2018	1,160	↓
Variance since December 2017	0.4%	→



ACTIVITY



Month	Adjusted Scheduled Activity (UDA)	
	2018	2019
April	-111	-186
May	62	-24
June	192	151
July	387	267
August	579	549
September	775	709
October	940	883
November	1,186	1,068
December	1,349	1,206
January	1,544	
February	1,720	
March	2,022	
April	2,150	
May	2,178	
June	2,181	

QUALITY

	Quantity	Base Number	Contract	LHB	Wales
% of FP17s for the same patient ID Re-attending within 3 months - Children	97	939	10.3%	7.9%	10.9%
% of FP17s for the same patient ID Re-attending within 3 months - Adults	5	97	5.2%	11.7%	15.6%
% of FP17s for the same patient ID Re-attending between 3 & 9 months - Children	466	939	49.6%	56.2%	59.6%
% of FP17s for the same patient ID Re-attending between 3 & 9 months - Adults	48	97	49.5%	51.3%	55.6%
% of FP17s for Band 1 Urgent Courses	19	964	2.0%	8.2%	8.9%
% of FP17s Relating to Free Repair or Replacements	0	964	0.0%	0.5%	0.7%
% of FP17s Relating to Continuations	1	964	0.1%	0.8%	0.7%
% of Patients satisfied with the dentistry they have received	6	6	N/A	91.3%	93.3%
% of Patients satisfied with the time they had to wait for an appointment	6	6	N/A	86.9%	88.0%

* This is based on patients treated on this contract for their most recent course of treatment. Figures in italics indicate the base number of FP17s or Patient Questionnaire responses are less than 100. N/A is shown where the base number of responses is less than 10 during the period. % is calculated as Quantity/Base number*100

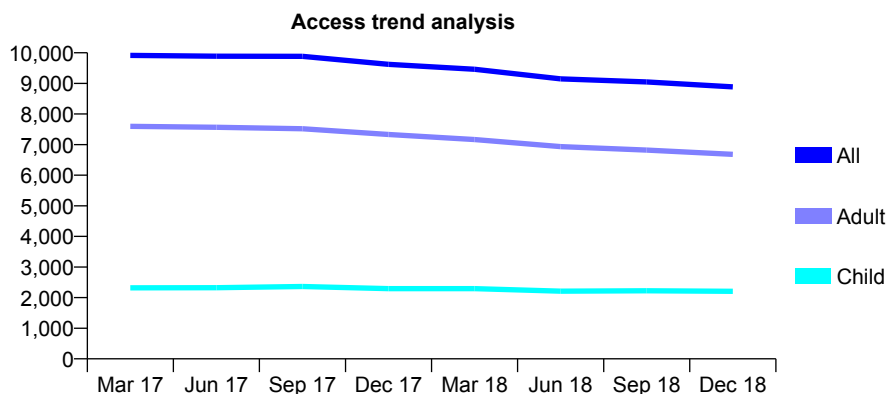
7A2 - Vital Signs At a Glance Contract Report for 106631/0001 - December 2018

Name or company name	Dr N Patel, Dr J Rai and Dr N Kernahan
Contract type name	Pilot Contract
Purpose of contract	General
Contract start date	01/04/2006
Contract end date	

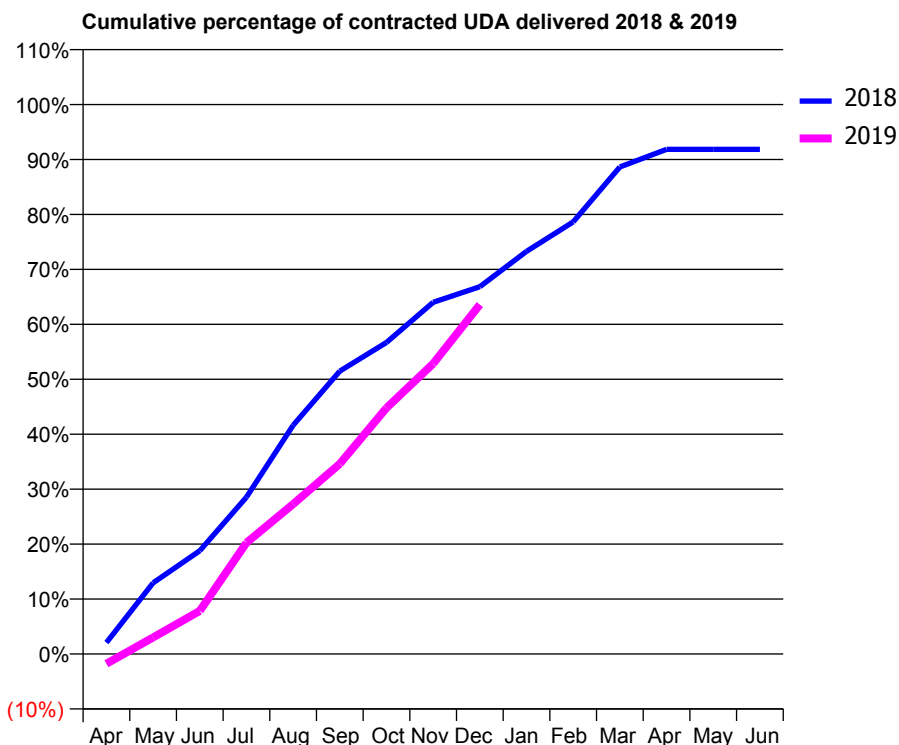
18/19 Contracted general activity (UDA)	24,776
Carry forward general activity (UDA)	1,078
18/19 Contracted orthodontic activity (UOA)	0
Carry forward orthodontic activity (UOA)	0
Baseline contract value	£745,501.34

ACCESS*

Patients seen in 24 months	Total	Change since previous quarter
Quarter ending December 2017	9,623	
Quarter ending March 2018	9,460	↓
Quarter ending June 2018	9,147	↓
Quarter ending September 2018	9,048	↓
Quarter ending December 2018	8,887	↓
Variance since December 2017	(7.6%)	↓



ACTIVITY



Month	Adjusted Scheduled Activity (UDA)	
	2018	2019
April	548	-440
May	3,419	750
June	4,965	1,944
July	7,545	5,017
August	11,000	6,762
September	13,601	8,574
October	14,977	11,095
November	16,907	13,093
December	17,663	15,755
January	19,361	
February	20,776	
March	23,417	
April	24,265	
May	24,265	
June	24,265	

QUALITY

	Quantity	Base Number	Contract	LHB	Wales
% of FP17s for the same patient ID Re-attending within 3 months - Children	170	2,374	7.2%	7.9%	10.9%
% of FP17s for the same patient ID Re-attending within 3 months - Adults	863	7,080	12.2%	11.7%	15.6%
% of FP17s for the same patient ID Re-attending between 3 & 9 months - Children	1,103	2,374	46.5%	56.2%	59.6%
% of FP17s for the same patient ID Re-attending between 3 & 9 months - Adults	3,913	7,080	55.3%	51.3%	55.6%
% of FP17s for Band 1 Urgent Courses	529	8,992	5.9%	8.2%	8.9%
% of FP17s Relating to Free Repair or Replacements	57	8,992	0.6%	0.5%	0.7%
% of FP17s Relating to Continuations	167	8,992	1.9%	0.8%	0.7%
% of Patients satisfied with the dentistry they have received	12	13	92.3%	91.3%	93.3%
% of Patients satisfied with the time they had to wait for an appointment	12	13	92.3%	86.9%	88.0%

* This is based on patients treated on this contract for their most recent course of treatment. Figures in italics indicate the base number of FP17s or Patient Questionnaire responses are less than 100. N/A is shown where the base number of responses is less than 10 during the period. % is calculated as Quantity/Base number*100

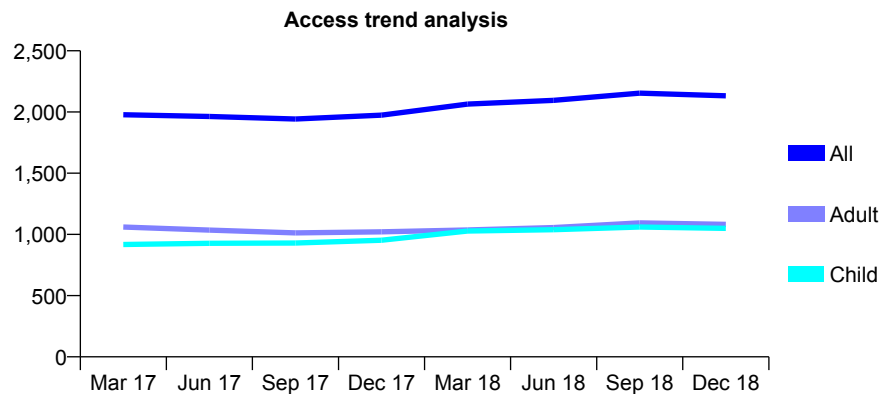
7A2 - Vital Signs At a Glance Contract Report for 106682/0001 - December 2018

Name or company name	Warren Davies Ltd.
Contract type name	GDS Contract
Purpose of contract	General
Contract start date	01/01/2007
Contract end date	

18/19 Contracted general activity (UDA)	9,112
Carry forward general activity (UDA)	0
18/19 Contracted orthodontic activity (UOA)	0
Carry forward orthodontic activity (UOA)	0
Baseline contract value	£246,453.34

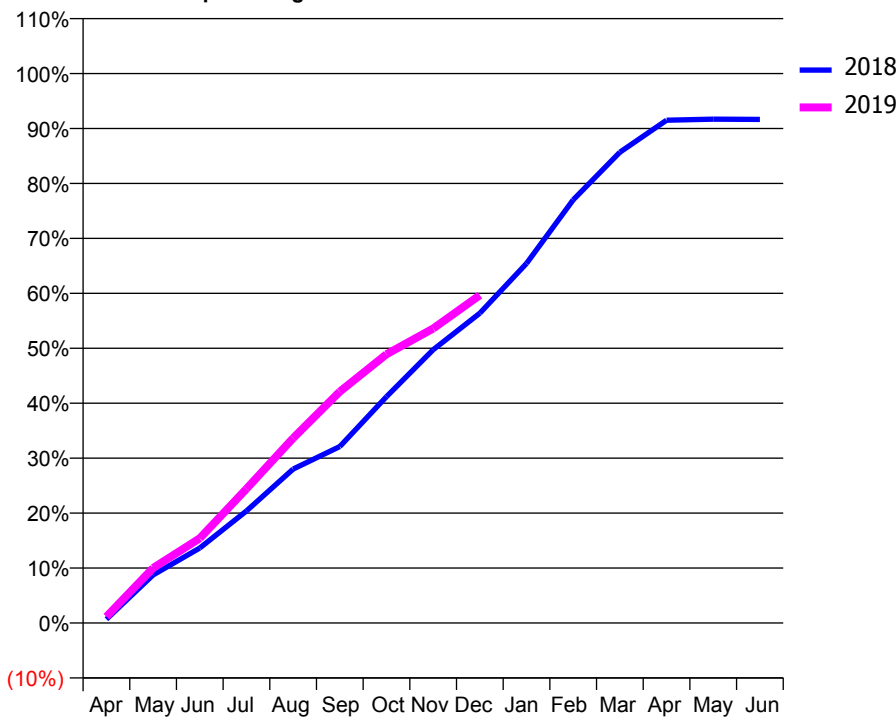
ACCESS*

Patients seen in 24 months	Total	Change since previous quarter
Quarter ending December 2017	1,974	
Quarter ending March 2018	2,065	↑
Quarter ending June 2018	2,095	→
Quarter ending September 2018	2,154	↑
Quarter ending December 2018	2,132	↓
Variance since December 2017	8.0%	↑



ACTIVITY

Cumulative percentage of contracted UDA delivered 2018 & 2019



Month	Adjusted Scheduled Activity (UDA)	
	2018	2019
April	56	105
May	701	913
June	1,094	1,404
July	1,633	2,226
August	2,244	3,065
September	2,574	3,838
October	3,301	4,457
November	3,985	4,883
December	4,518	5,435
January	5,242	
February	6,170	
March	6,863	
April	7,330	
May	7,347	
June	7,343	

QUALITY

	Quantity	Base Number	Contract	LHB	Wales
% of FP17s for the same patient ID Re-attending within 3 months - Children	99	1,249	7.9%	7.9%	10.9%
% of FP17s for the same patient ID Re-attending within 3 months - Adults	286	1,388	20.6%	11.7%	15.6%
% of FP17s for the same patient ID Re-attending between 3 & 9 months - Children	817	1,249	65.4%	56.2%	59.6%
% of FP17s for the same patient ID Re-attending between 3 & 9 months - Adults	781	1,388	56.3%	51.3%	55.6%
% of FP17s for Band 1 Urgent Courses	220	2,416	9.1%	8.2%	8.9%
% of FP17s Relating to Free Repair or Replacements	0	2,416	0.0%	0.5%	0.7%
% of FP17s Relating to Continuations	19	2,416	0.8%	0.8%	0.7%
% of Patients satisfied with the dentistry they have received	9	9	N/A	91.3%	93.3%
% of Patients satisfied with the time they had to wait for an appointment	9	9	N/A	86.9%	88.0%

* This is based on patients treated on this contract for their most recent course of treatment. Figures in italics indicate the base number of FP17s or Patient Questionnaire responses are less than 100. N/A is shown where the base number of responses is less than 10 during the period. % is calculated as Quantity/Base number*100

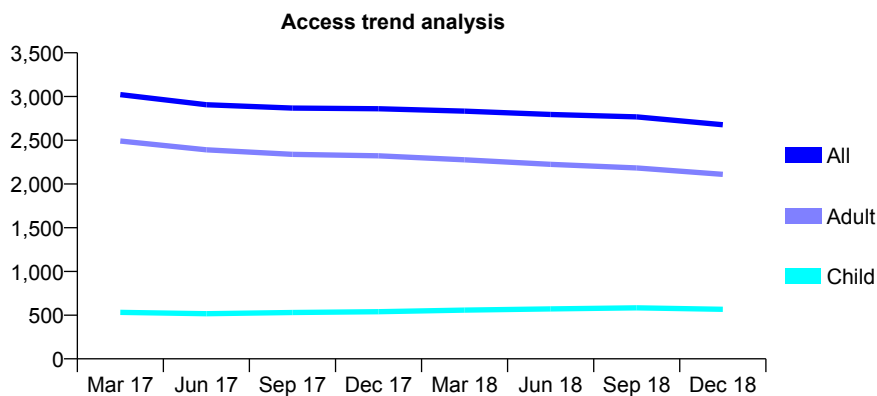
7A2 - Vital Signs At a Glance Contract Report for 106968/0001 - December 2018

Name or company name	Eastgate Dental Surgery Limited
Contract type name	GDS Contract
Purpose of contract	General
Contract start date	01/04/2011
Contract end date	

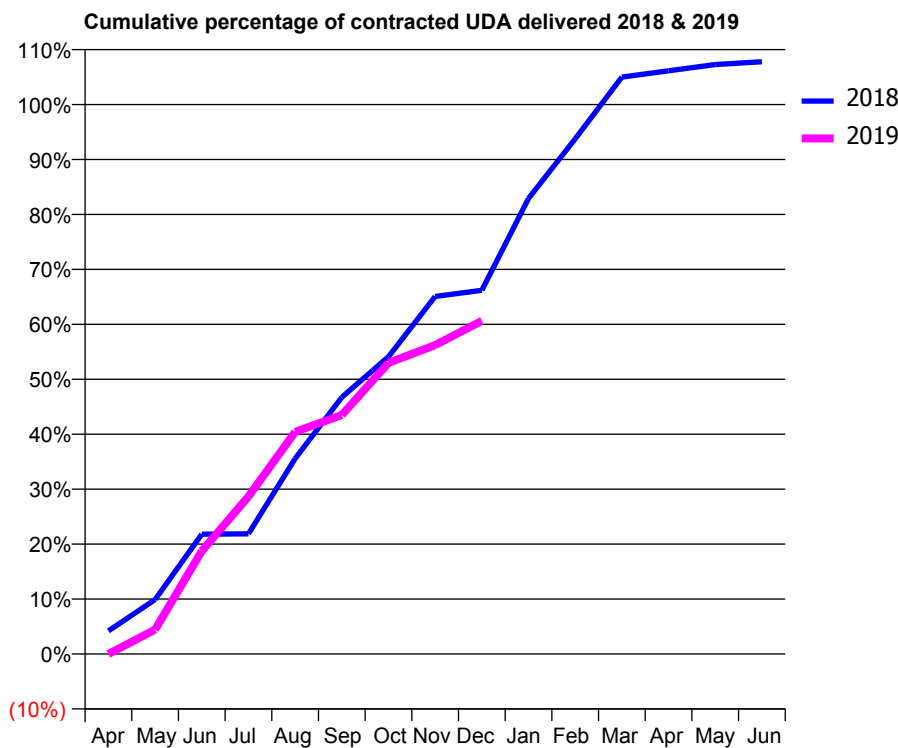
18/19 Contracted general activity (UDA)	7,616
Carry forward general activity (UDA)	0
18/19 Contracted orthodontic activity (UOA)	0
Carry forward orthodontic activity (UOA)	0
Baseline contract value	£219,374.79

ACCESS*

Patients seen in 24 months	Total	Change since previous quarter
Quarter ending December 2017	2,861	
Quarter ending March 2018	2,833	→
Quarter ending June 2018	2,795	↓
Quarter ending September 2018	2,767	↓
Quarter ending December 2018	2,677	↓
Variance since December 2017	(6.4%)	↓



ACTIVITY



Month	Adjusted Scheduled Activity (UDA)	
	2018	2019
April	321	0
May	755	340
June	1,660	1,428
July	1,666	2,183
August	2,709	3,078
September	3,559	3,312
October	4,121	4,035
November	4,956	4,281
December	5,041	4,617
January	6,314	
February	7,141	
March	7,996	
April	8,084	
May	8,169	
June	8,208	

QUALITY

	Quantity	Base Number	Contract	LHB	Wales
% of FP17s for the same patient ID Re-attending within 3 months - Children	29	494	5.9%	7.9%	10.9%
% of FP17s for the same patient ID Re-attending within 3 months - Adults	226	1,835	12.3%	11.7%	15.6%
% of FP17s for the same patient ID Re-attending between 3 & 9 months - Children	235	494	47.6%	56.2%	59.6%
% of FP17s for the same patient ID Re-attending between 3 & 9 months - Adults	1,106	1,835	60.3%	51.3%	55.6%
% of FP17s for Band 1 Urgent Courses	123	2,182	5.6%	8.2%	8.9%
% of FP17s Relating to Free Repair or Replacements	1	2,182	0.0%	0.5%	0.7%
% of FP17s Relating to Continuations	2	2,182	0.1%	0.8%	0.7%
% of Patients satisfied with the dentistry they have received	6	6	N/A	91.3%	93.3%
% of Patients satisfied with the time they had to wait for an appointment	5	6	N/A	86.9%	88.0%

* This is based on patients treated on this contract for their most recent course of treatment. Figures in italics indicate the base number of FP17s or Patient Questionnaire responses are less than 100. N/A is shown where the base number of responses is less than 10 during the period. % is calculated as Quantity/Base number*100

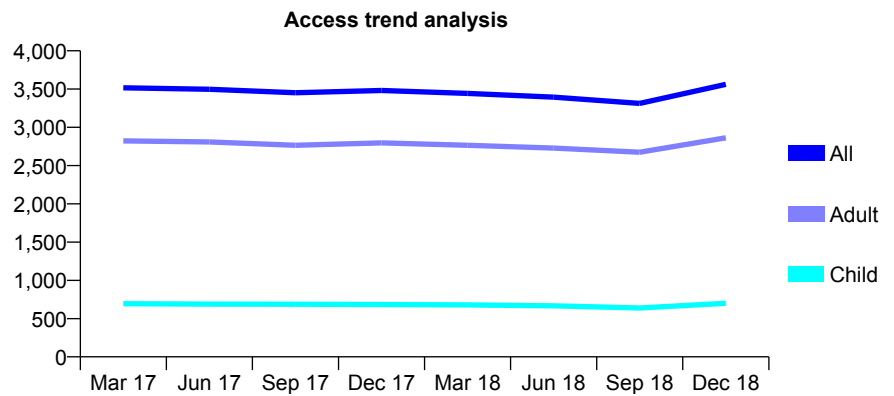
7A2 - Vital Signs At a Glance Contract Report for 112461/0001 - December 2018

Name or company name	Deintyddfa Emlyn
Contract type name	GDS Contract
Purpose of contract	General
Contract start date	21/02/2011
Contract end date	

18/19 Contracted general activity (UDA)	12,000
Carry forward general activity (UDA)	-211
18/19 Contracted orthodontic activity (UOA)	0
Carry forward orthodontic activity (UOA)	0
Baseline contract value	£317,645.74

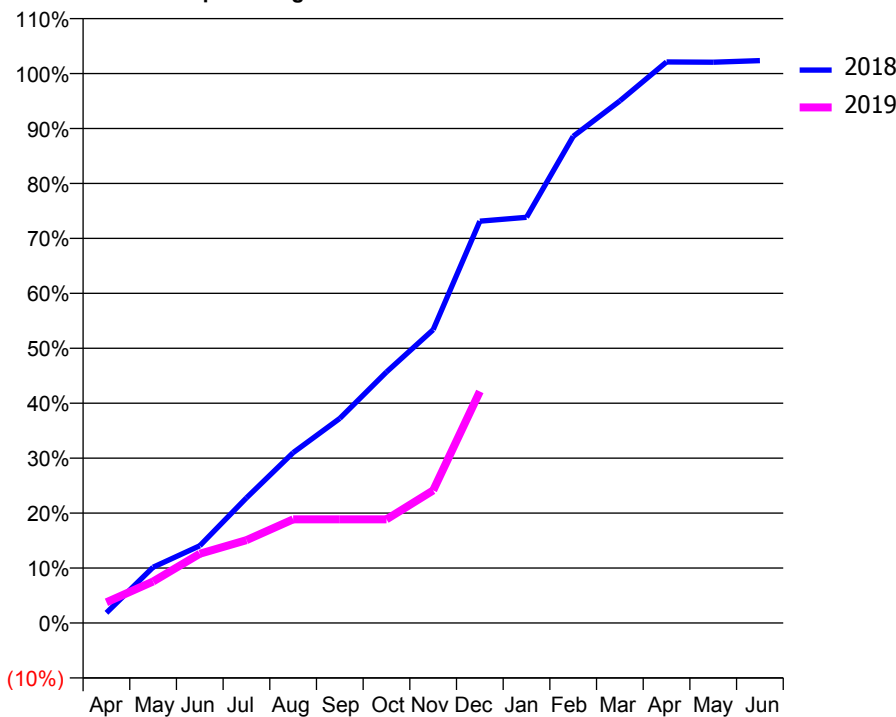
ACCESS*

Patients seen in 24 months	Total	Change since previous quarter
Quarter ending December 2017	3,481	
Quarter ending March 2018	3,443	↓
Quarter ending June 2018	3,394	↓
Quarter ending September 2018	3,312	↓
Quarter ending December 2018	3,562	↑
Variance since December 2017	2.3%	↑



ACTIVITY

Cumulative percentage of contracted UDA delivered 2018 & 2019



Month	Adjusted Scheduled Activity (UDA)	
	2018	2019
April	168	454
May	915	908
June	1,265	1,512
July	2,050	1,810
August	2,790	2,263
September	3,352	2,263
October	4,111	2,263
November	4,804	2,897
December	6,582	5,058
January	6,644	
February	7,971	
March	8,552	
April	9,189	
May	9,184	
June	9,211	

QUALITY

	Quantity	Base Number	Contract	LHB	Wales
% of FP17s for the same patient ID Re-attending within 3 months - Children	37	774	4.8%	7.9%	10.9%
% of FP17s for the same patient ID Re-attending within 3 months - Adults	242	2,864	8.4%	11.7%	15.6%
% of FP17s for the same patient ID Re-attending between 3 & 9 months - Children	435	774	56.2%	56.2%	59.6%
% of FP17s for the same patient ID Re-attending between 3 & 9 months - Adults	1,603	2,864	56.0%	51.3%	55.6%
% of FP17s for Band 1 Urgent Courses	209	3,372	6.2%	8.2%	8.9%
% of FP17s Relating to Free Repair or Replacements	3	3,372	0.1%	0.5%	0.7%
% of FP17s Relating to Continuations	0	3,372	0.0%	0.8%	0.7%
% of Patients satisfied with the dentistry they have received	15	17	88.2%	91.3%	93.3%
% of Patients satisfied with the time they had to wait for an appointment	16	17	94.1%	86.9%	88.0%

* This is based on patients treated on this contract for their most recent course of treatment. Figures in italics indicate the base number of FP17s or Patient Questionnaire responses are less than 100. N/A is shown where the base number of responses is less than 10 during the period. % is calculated as Quantity/Base number*100

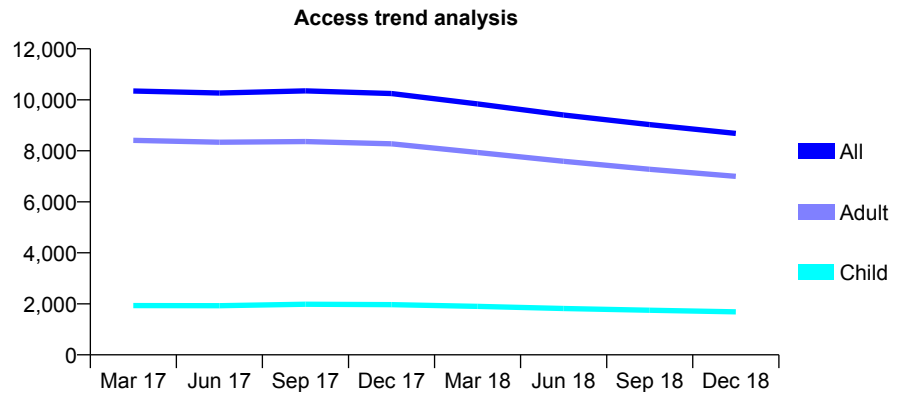
7A2 - Vital Signs At a Glance Contract Report for 112488/0001 - December 2018

Name or company name	Integrated Dental Holdings
Contract type name	GDS Contract
Purpose of contract	General
Contract start date	01/04/2006
Contract end date	

18/19 Contracted general activity (UDA)	25,000
Carry forward general activity (UDA)	-462
18/19 Contracted orthodontic activity (UOA)	0
Carry forward orthodontic activity (UOA)	0
Baseline contract value	£595,644.93

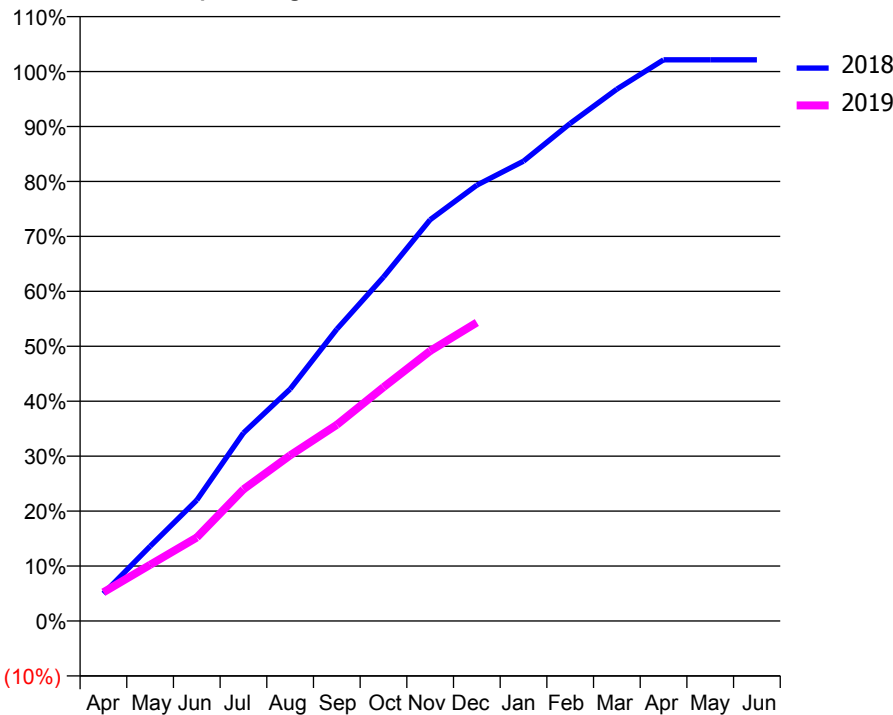
ACCESS*

Patients seen in 24 months	Total	Change since previous quarter
Quarter ending December 2017	10,245	
Quarter ending March 2018	9,838	↓
Quarter ending June 2018	9,402	↓
Quarter ending September 2018	9,026	↓
Quarter ending December 2018	8,683	↓
Variance since December 2017	(15.2%)	↓



ACTIVITY

Cumulative percentage of contracted UDA delivered 2018 & 2019



QUALITY

	Quantity	Base Number	Contract	LHB	Wales
% of FP17s for the same patient ID Re-attending within 3 months - Children	22	1,597	1.4%	7.9%	10.9%
% of FP17s for the same patient ID Re-attending within 3 months - Adults	344	6,870	5.0%	11.7%	15.6%
% of FP17s for the same patient ID Re-attending between 3 & 9 months - Children	881	1,597	55.2%	56.2%	59.6%
% of FP17s for the same patient ID Re-attending between 3 & 9 months - Adults	4,393	6,870	63.9%	51.3%	55.6%
% of FP17s for Band 1 Urgent Courses	175	7,740	2.3%	8.2%	8.9%
% of FP17s Relating to Free Repair or Replacements	46	7,740	0.6%	0.5%	0.7%
% of FP17s Relating to Continuations	44	7,740	0.6%	0.8%	0.7%
% of Patients satisfied with the dentistry they have received	18	19	94.7%	91.3%	93.3%
% of Patients satisfied with the time they had to wait for an appointment	13	19	68.4%	86.9%	88.0%

* This is based on patients treated on this contract for their most recent course of treatment. Figures in italics indicate the base number of FP17s or Patient Questionnaire responses are less than 100. N/A is shown where the base number of responses is less than 10 during the period. % is calculated as Quantity/Base number*100

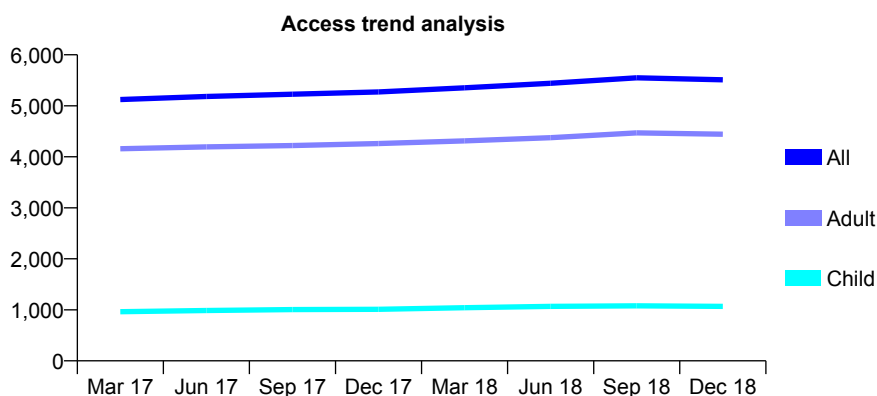
7A2 - Vital Signs At a Glance Contract Report for 116300/0001 - December 2018

Name or company name	Whitecross Dental Care Ltd
Contract type name	GDS Contract
Purpose of contract	General
Contract start date	01/11/2006
Contract end date	

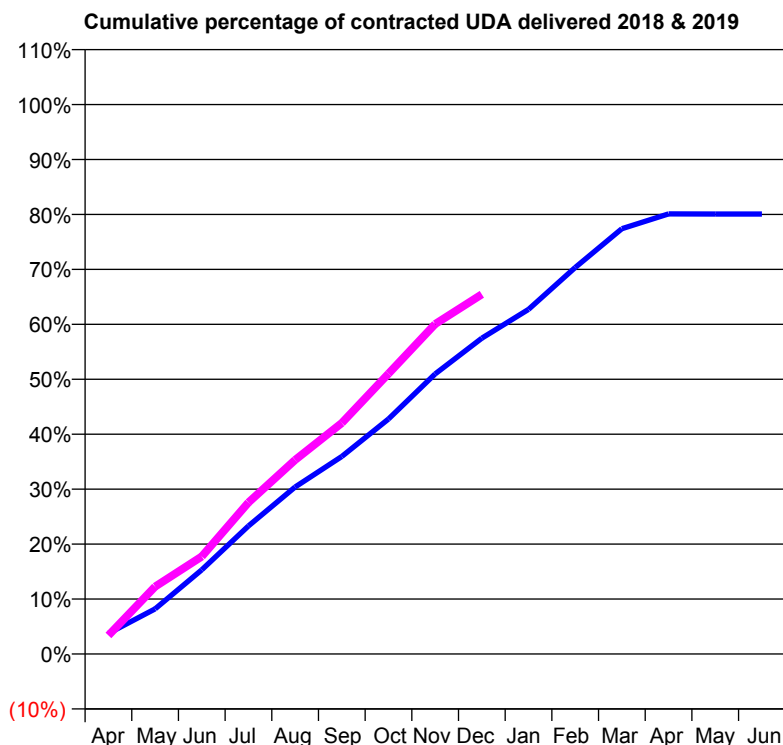
18/19 Contracted general activity (UDA)	15,000
Carry forward general activity (UDA)	0
18/19 Contracted orthodontic activity (UOA)	0
Carry forward orthodontic activity (UOA)	0
Baseline contract value	£364,924.74

ACCESS*

Patients seen in 24 months	Total	Change since previous quarter
Quarter ending December 2017	5,271	
Quarter ending March 2018	5,354	→
Quarter ending June 2018	5,443	→
Quarter ending September 2018	5,549	→
Quarter ending December 2018	5,511	→
Variance since December 2017	4.6%	↑



ACTIVITY



Month	Adjusted Scheduled Activity (UDA)	
	2018	2019
April	563	508
May	1,231	1,839
June	2,298	2,663
July	3,498	4,136
August	4,559	5,297
September	5,394	6,307
October	6,417	7,653
November	7,646	9,008
December	8,622	9,819
January	9,406	
February	10,550	
March	11,609	
April	12,013	
May	12,012	
June	12,012	

QUALITY

	Quantity	Base Number	Contract	LHB	Wales
% of FP17s for the same patient ID Re-attending within 3 months - Children	31	1,058	2.9%	7.9%	10.9%
% of FP17s for the same patient ID Re-attending within 3 months - Adults	181	4,137	4.4%	11.7%	15.6%
% of FP17s for the same patient ID Re-attending between 3 & 9 months - Children	263	1,058	24.9%	56.2%	59.6%
% of FP17s for the same patient ID Re-attending between 3 & 9 months - Adults	1,119	4,137	27.0%	51.3%	55.6%
% of FP17s for Band 1 Urgent Courses	83	4,996	1.7%	8.2%	8.9%
% of FP17s Relating to Free Repair or Replacements	31	4,996	0.6%	0.5%	0.7%
% of FP17s Relating to Continuations	32	4,996	0.6%	0.8%	0.7%
% of Patients satisfied with the dentistry they have received	23	23	100.0%	91.3%	93.3%
% of Patients satisfied with the time they had to wait for an appointment	18	23	78.3%	86.9%	88.0%

* This is based on patients treated on this contract for their most recent course of treatment. Figures in italics indicate the base number of FP17s or Patient Questionnaire responses are less than 100. N/A is shown where the base number of responses is less than 10 during the period. % is calculated as Quantity/Base number*100

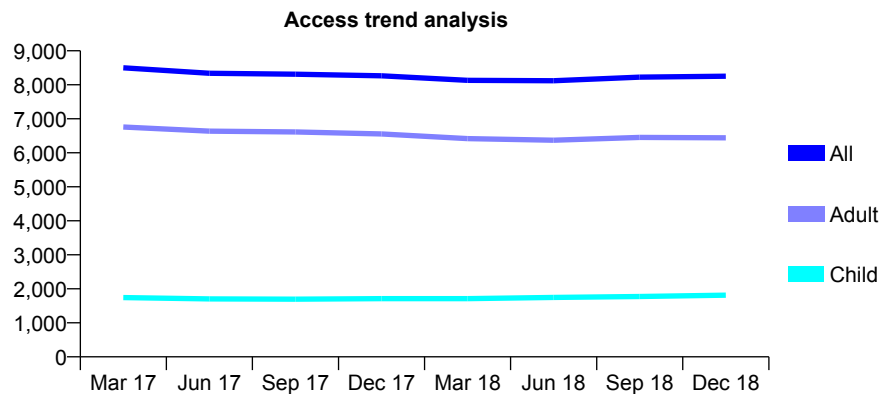
7A2 - Vital Signs At a Glance Contract Report for 116300/0002 - December 2018

Name or company name	Whitecross Dental Care Ltd
Contract type name	GDS Contract
Purpose of contract	General
Contract start date	21/11/2007
Contract end date	

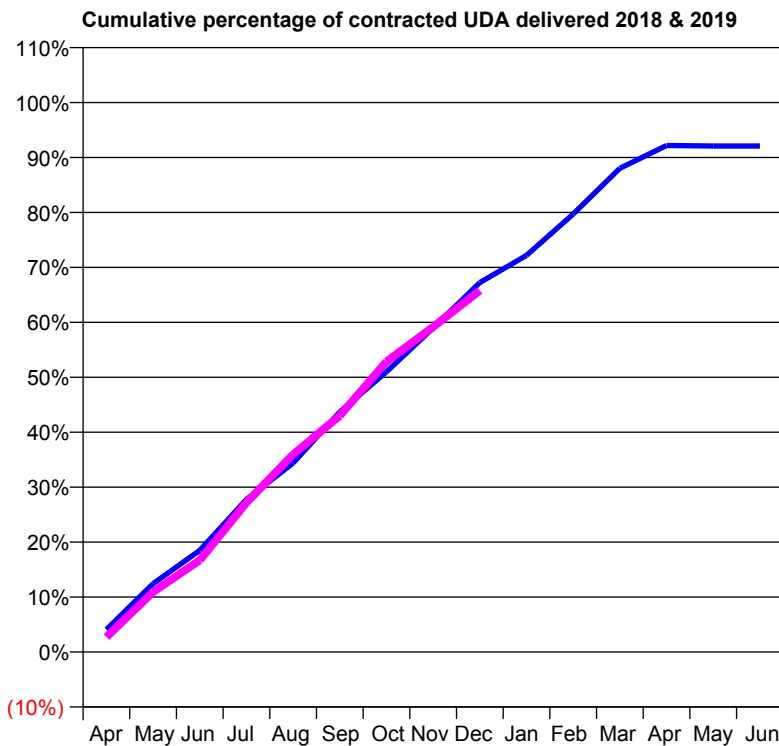
18/19 Contracted general activity (UDA)	26,504
Carry forward general activity (UDA)	0
18/19 Contracted orthodontic activity (UOA)	0
Carry forward orthodontic activity (UOA)	0
Baseline contract value	£595,149.67

ACCESS*

Patients seen in 24 months	Total	Change since previous quarter
Quarter ending December 2017	8,266	
Quarter ending March 2018	8,131	↓
Quarter ending June 2018	8,120	→
Quarter ending September 2018	8,227	→
Quarter ending December 2018	8,252	→
Variance since December 2017	(0.2%)	→



ACTIVITY



Month	Adjusted Scheduled Activity (UDA)	
	2018	2019
April	1,025	720
May	3,108	2,897
June	4,628	4,430
July	6,943	7,208
August	8,601	9,532
September	10,927	11,403
October	12,754	14,003
November	14,750	15,685
December	16,813	17,435
January	18,046	
February	19,929	
March	22,010	
April	23,048	
May	23,027	
June	23,025	

QUALITY

	Quantity	Base Number	Contract	LHB	Wales
% of FP17s for the same patient ID Re-attending within 3 months - Children	68	1,791	3.8%	7.9%	10.9%
% of FP17s for the same patient ID Re-attending within 3 months - Adults	488	5,907	8.3%	11.7%	15.6%
% of FP17s for the same patient ID Re-attending between 3 & 9 months - Children	811	1,791	45.3%	56.2%	59.6%
% of FP17s for the same patient ID Re-attending between 3 & 9 months - Adults	2,403	5,907	40.7%	51.3%	55.6%
% of FP17s for Band 1 Urgent Courses	235	7,416	3.2%	8.2%	8.9%
% of FP17s Relating to Free Repair or Replacements	56	7,416	0.8%	0.5%	0.7%
% of FP17s Relating to Continuations	100	7,416	1.3%	0.8%	0.7%
% of Patients satisfied with the dentistry they have received	62	64	96.9%	91.3%	93.3%
% of Patients satisfied with the time they had to wait for an appointment	58	64	90.6%	86.9%	88.0%

* This is based on patients treated on this contract for their most recent course of treatment. Figures in italics indicate the base number of FP17s or Patient Questionnaire responses are less than 100. N/A is shown where the base number of responses is less than 10 during the period. % is calculated as Quantity/Base number*100

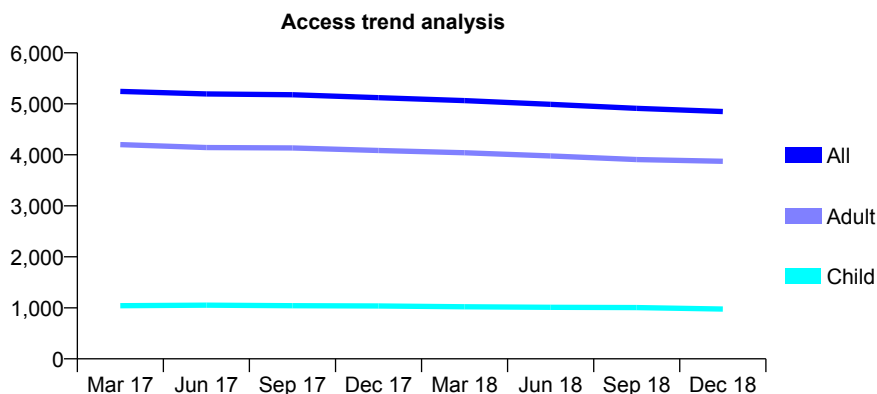
7A2 - Vital Signs At a Glance Contract Report for 116300/0003 - December 2018

Name or company name	Whitecross Dental Care Ltd
Contract type name	GDS Contract
Purpose of contract	General
Contract start date	01/03/2008
Contract end date	

18/19 Contracted general activity (UDA)	15,957
Carry forward general activity (UDA)	0
18/19 Contracted orthodontic activity (UOA)	0
Carry forward orthodontic activity (UOA)	0
Baseline contract value	£504,841.70

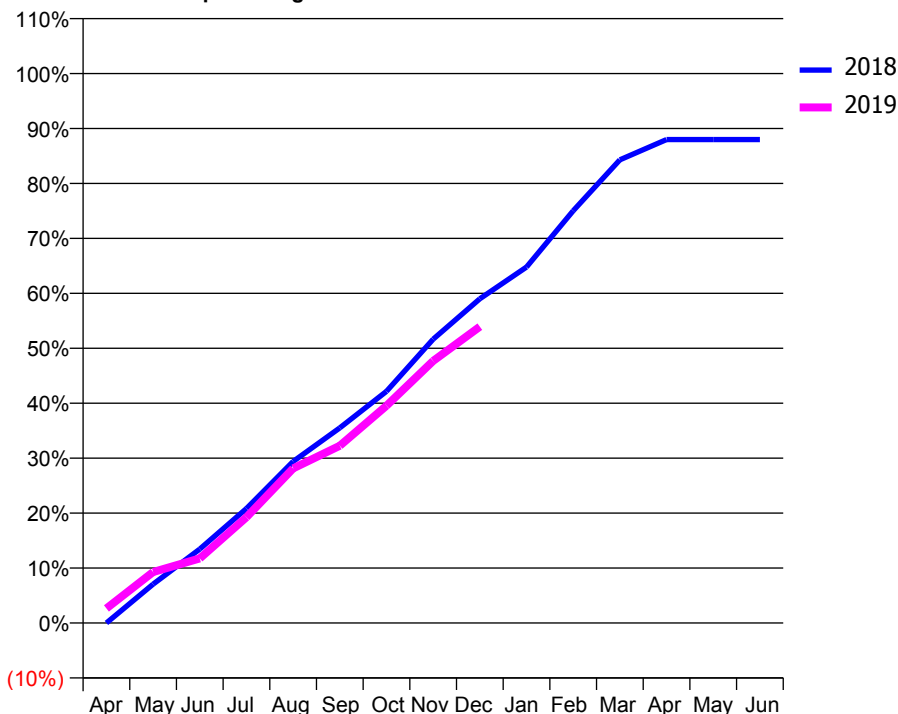
ACCESS*

Patients seen in 24 months	Total	Change since previous quarter
Quarter ending December 2017	5,121	
Quarter ending March 2018	5,062	↓
Quarter ending June 2018	4,990	↓
Quarter ending September 2018	4,911	↓
Quarter ending December 2018	4,848	↓
Variance since December 2017	(5.3%)	↓



ACTIVITY

Cumulative percentage of contracted UDA delivered 2018 & 2019



Month	Adjusted Scheduled Activity (UDA)	
	2018	2019
April	-3	425
May	1,127	1,480
June	2,149	1,875
July	3,326	3,074
August	4,692	4,490
September	5,667	5,147
October	6,729	6,309
November	8,243	7,611
December	9,414	8,605
January	10,336	
February	11,973	
March	13,449	
April	14,039	
May	14,039	
June	14,039	

QUALITY

	Quantity	Base Number	Contract	LHB	Wales
% of FP17s for the same patient ID Re-attending within 3 months - Children	35	677	5.2%	7.9%	10.9%
% of FP17s for the same patient ID Re-attending within 3 months - Adults	253	2,809	9.0%	11.7%	15.6%
% of FP17s for the same patient ID Re-attending between 3 & 9 months - Children	149	677	22.0%	56.2%	59.6%
% of FP17s for the same patient ID Re-attending between 3 & 9 months - Adults	762	2,809	27.1%	51.3%	55.6%
% of FP17s for Band 1 Urgent Courses	31	3,270	0.9%	8.2%	8.9%
% of FP17s Relating to Free Repair or Replacements	24	3,270	0.7%	0.5%	0.7%
% of FP17s Relating to Continuations	58	3,270	1.8%	0.8%	0.7%
% of Patients satisfied with the dentistry they have received	23	23	100.0%	91.3%	93.3%
% of Patients satisfied with the time they had to wait for an appointment	23	23	100.0%	86.9%	88.0%

* This is based on patients treated on this contract for their most recent course of treatment. Figures in italics indicate the base number of FP17s or Patient Questionnaire responses are less than 100. N/A is shown where the base number of responses is less than 10 during the period. % is calculated as Quantity/Base number*100

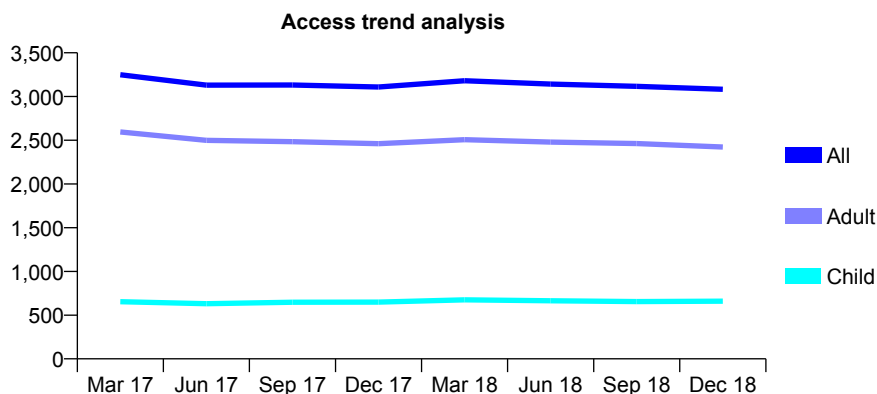
7A2 - Vital Signs At a Glance Contract Report for 117226/0001 - December 2018

Name or company name	Coastrock Ltd & Blackrock Ltd
Contract type name	GDS Contract
Purpose of contract	General
Contract start date	01/10/2012
Contract end date	

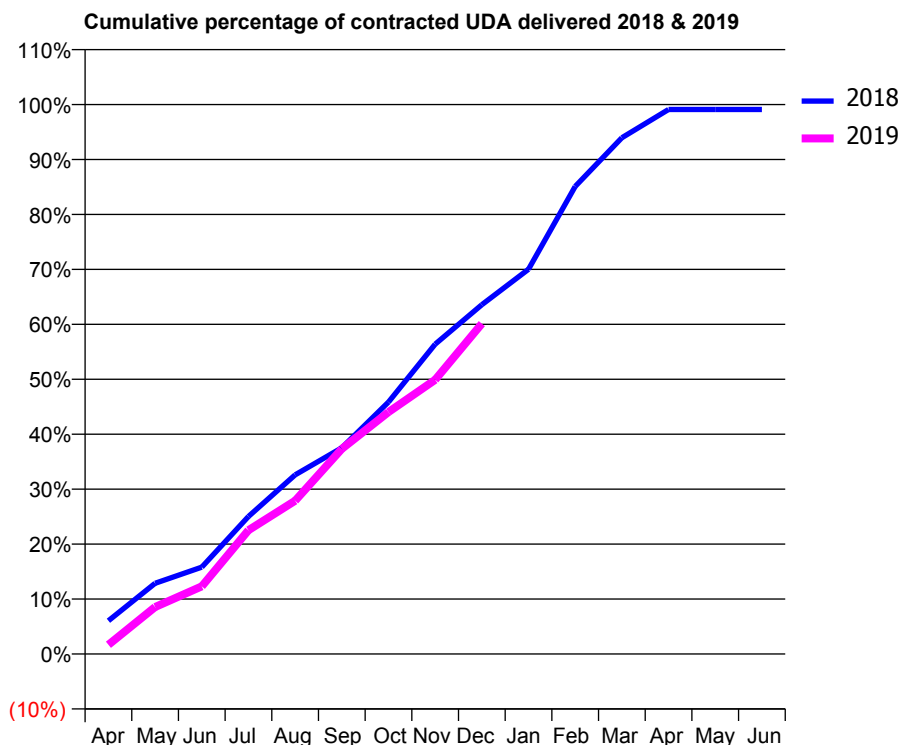
18/19 Contracted general activity (UDA)	8,223
Carry forward general activity (UDA)	74
18/19 Contracted orthodontic activity (UOA)	0
Carry forward orthodontic activity (UOA)	0
Baseline contract value	£247,726.46

ACCESS*

Patients seen in 24 months	Total	Change since previous quarter
Quarter ending December 2017	3,109	
Quarter ending March 2018	3,181	↑
Quarter ending June 2018	3,143	↓
Quarter ending September 2018	3,117	→
Quarter ending December 2018	3,083	↓
Variance since December 2017	(0.8%)	→



ACTIVITY



Month	Adjusted Scheduled Activity (UDA)	
	2018	2019
April	497	138
May	1,059	704
June	1,299	1,012
July	2,058	1,853
August	2,681	2,294
September	3,087	3,070
October	3,770	3,620
November	4,637	4,103
December	5,227	4,943
January	5,759	
February	6,997	
March	7,726	
April	8,149	
May	8,149	
June	8,149	

QUALITY

	Quantity	Base Number	Contract	LHB	Wales
% of FP17s for the same patient ID Re-attending within 3 months - Children	47	797	5.9%	7.9%	10.9%
% of FP17s for the same patient ID Re-attending within 3 months - Adults	227	2,627	8.6%	11.7%	15.6%
% of FP17s for the same patient ID Re-attending between 3 & 9 months - Children	510	797	64.0%	56.2%	59.6%
% of FP17s for the same patient ID Re-attending between 3 & 9 months - Adults	1,645	2,627	62.6%	51.3%	55.6%
% of FP17s for Band 1 Urgent Courses	486	3,178	15.3%	8.2%	8.9%
% of FP17s Relating to Free Repair or Replacements	1	3,178	0.0%	0.5%	0.7%
% of FP17s Relating to Continuations	6	3,178	0.2%	0.8%	0.7%
% of Patients satisfied with the dentistry they have received	11	12	91.7%	91.3%	93.3%
% of Patients satisfied with the time they had to wait for an appointment	9	12	75.0%	86.9%	88.0%

* This is based on patients treated on this contract for their most recent course of treatment. Figures in italics indicate the base number of FP17s or Patient Questionnaire responses are less than 100. N/A is shown where the base number of responses is less than 10 during the period. % is calculated as Quantity/Base number*100

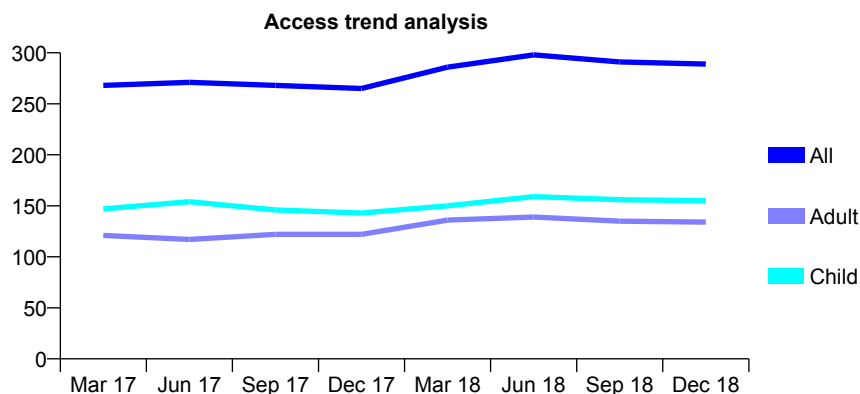
7A2 - Vital Signs At a Glance Contract Report for 119172/0001 - December 2018

Name or company name	M Shaw and H Foley
Contract type name	GDS Contract
Purpose of contract	General
Contract start date	01/03/2007
Contract end date	

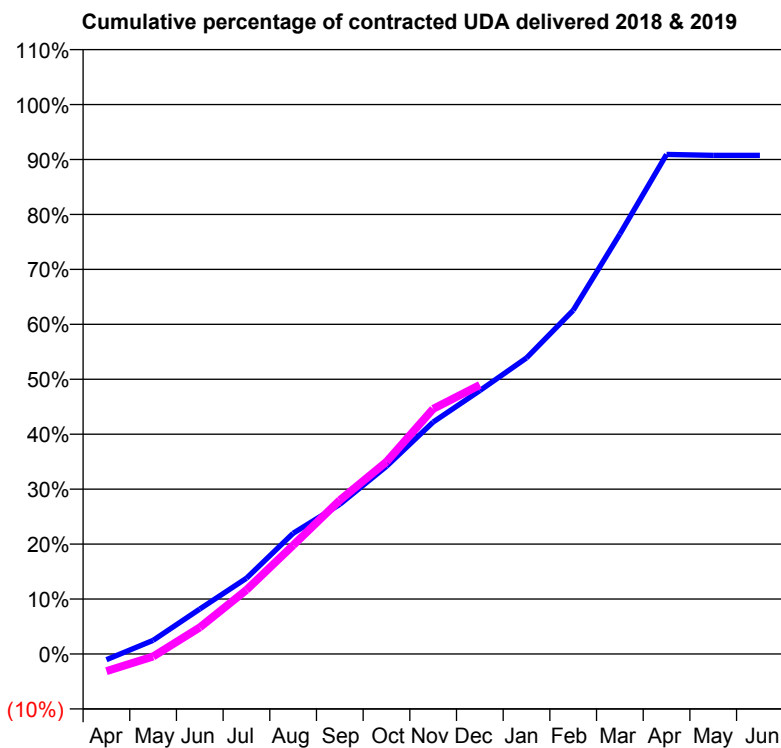
18/19 Contracted general activity (UDA)	650
Carry forward general activity (UDA)	60
18/19 Contracted orthodontic activity (UOA)	0
Carry forward orthodontic activity (UOA)	0
Baseline contract value	£18,662.47

ACCESS*

Patients seen in 24 months	Total	Change since previous quarter
Quarter ending December 2017	265	
Quarter ending March 2018	286	↑
Quarter ending June 2018	298	↑
Quarter ending September 2018	291	↓
Quarter ending December 2018	289	→
Variance since December 2017	9.1%	↑



ACTIVITY



Month	Adjusted Scheduled Activity (UDA)	
	2018	2019
April	-7	-20
May	16	-3
June	53	31
July	90	76
August	143	129
September	177	182
October	222	227
November	274	290
December	312	318
January	350	
February	407	
March	497	
April	591	
May	590	
June	590	

QUALITY

	Quantity	Base Number	Contract	LHB	Wales
% of FP17s for the same patient ID Re-attending within 3 months - Children	15	186	8.1%	7.9%	10.9%
% of FP17s for the same patient ID Re-attending within 3 months - Adults	8	97	8.2%	11.7%	15.6%
% of FP17s for the same patient ID Re-attending between 3 & 9 months - Children	109	186	58.6%	56.2%	59.6%
% of FP17s for the same patient ID Re-attending between 3 & 9 months - Adults	48	97	49.5%	51.3%	55.6%
% of FP17s for Band 1 Urgent Courses	21	256	8.2%	8.2%	8.9%
% of FP17s Relating to Free Repair or Replacements	0	256	0.0%	0.5%	0.7%
% of FP17s Relating to Continuations	1	256	0.4%	0.8%	0.7%
% of Patients satisfied with the dentistry they have received	1	1	N/A	91.3%	93.3%
% of Patients satisfied with the time they had to wait for an appointment	1	1	N/A	86.9%	88.0%

* This is based on patients treated on this contract for their most recent course of treatment. Figures in italics indicate the base number of FP17s or Patient Questionnaire responses are less than 100. N/A is shown where the base number of responses is less than 10 during the period. % is calculated as Quantity/Base number*100

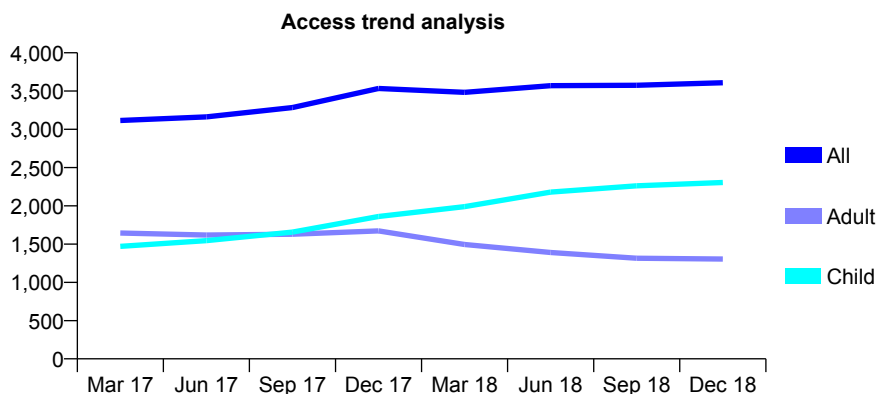
7A2 - Vital Signs At a Glance Contract Report for 123919/0001 - December 2018

Name or company name	Avenue Villa Dental Surgery
Contract type name	GDS Contract
Purpose of contract	General
Contract start date	01/12/2013
Contract end date	

18/19 Contracted general activity (UDA)	9,000
Carry forward general activity (UDA)	226
18/19 Contracted orthodontic activity (UOA)	0
Carry forward orthodontic activity (UOA)	0
Baseline contract value	£273,412.15

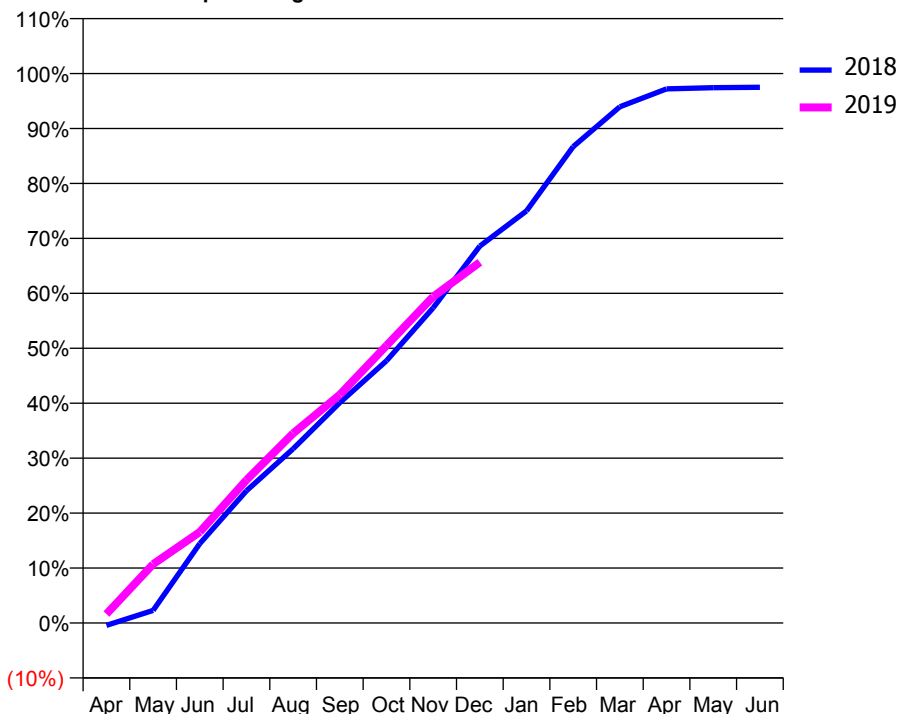
ACCESS*

Patients seen in 24 months	Total	Change since previous quarter
Quarter ending December 2017	3,533	
Quarter ending March 2018	3,484	↓
Quarter ending June 2018	3,570	↑
Quarter ending September 2018	3,576	→
Quarter ending December 2018	3,609	→
Variance since December 2017	2.2%	↑



ACTIVITY

Cumulative percentage of contracted UDA delivered 2018 & 2019



Month	Adjusted Scheduled Activity (UDA)	
	2018	2019
April	-41	148
May	206	965
June	1,301	1,491
July	2,165	2,341
August	2,854	3,108
September	3,610	3,741
October	4,294	4,545
November	5,161	5,346
December	6,174	5,909
January	6,749	
February	7,803	
March	8,455	
April	8,748	
May	8,768	
June	8,774	

QUALITY

	Quantity	Base Number	Contract	LHB	Wales
% of FP17s for the same patient ID Re-attending within 3 months - Children	161	2,712	5.9%	7.9%	10.9%
% of FP17s for the same patient ID Re-attending within 3 months - Adults	138	1,119	12.3%	11.7%	15.6%
% of FP17s for the same patient ID Re-attending between 3 & 9 months - Children	1,530	2,712	56.4%	56.2%	59.6%
% of FP17s for the same patient ID Re-attending between 3 & 9 months - Adults	573	1,119	51.2%	51.3%	55.6%
% of FP17s for Band 1 Urgent Courses	224	3,656	6.1%	8.2%	8.9%
% of FP17s Relating to Free Repair or Replacements	2	3,656	0.1%	0.5%	0.7%
% of FP17s Relating to Continuations	2	3,656	0.1%	0.8%	0.7%
% of Patients satisfied with the dentistry they have received	17	18	94.4%	91.3%	93.3%
% of Patients satisfied with the time they had to wait for an appointment	16	18	88.9%	86.9%	88.0%

* This is based on patients treated on this contract for their most recent course of treatment. Figures in italics indicate the base number of FP17s or Patient Questionnaire responses are less than 100. N/A is shown where the base number of responses is less than 10 during the period. % is calculated as Quantity/Base number*100

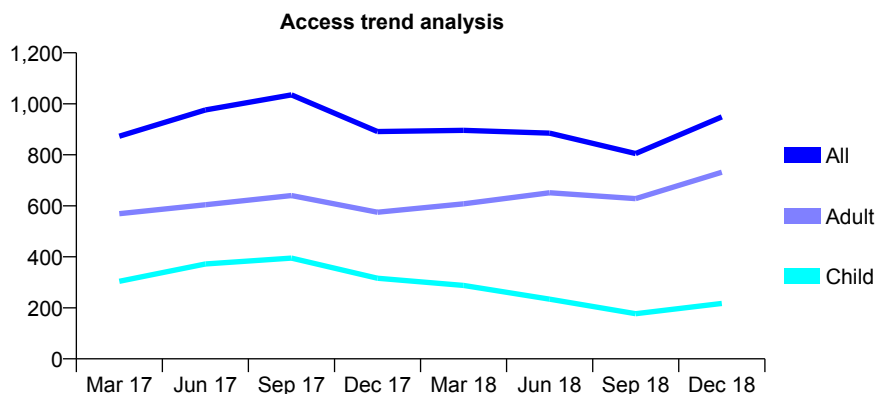
7A2 - Vital Signs At a Glance Contract Report for 123919/0002 - December 2018

Name or company name	Avenue Villa Dental Surgery
Contract type name	GDS Contract
Purpose of contract	General
Contract start date	01/12/2013
Contract end date	

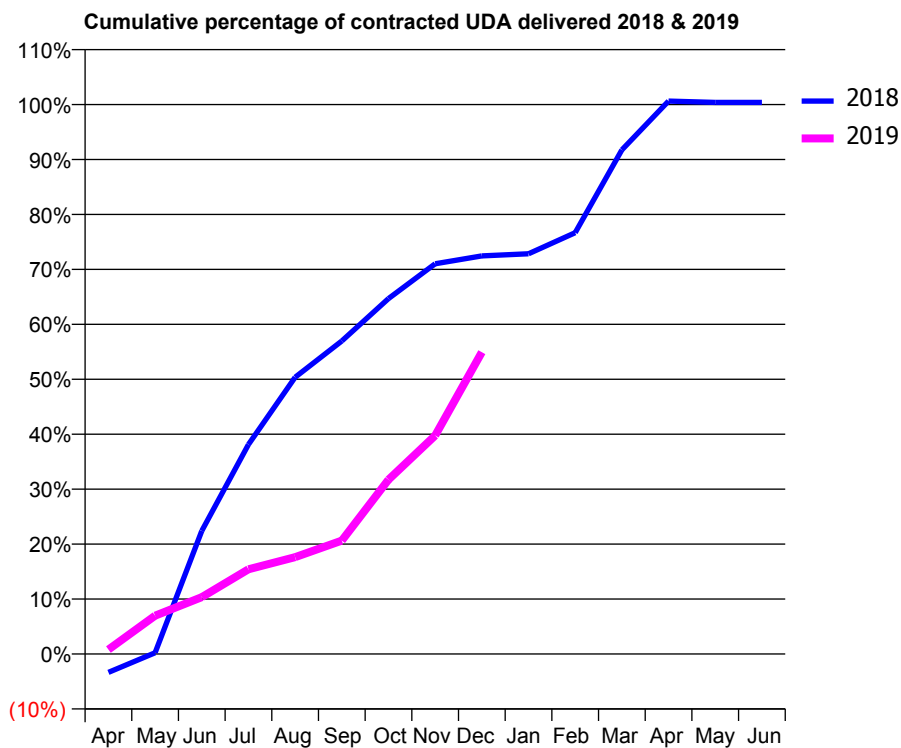
18/19 Contracted general activity (UDA)	2,463
Carry forward general activity (UDA)	-9
18/19 Contracted orthodontic activity (UOA)	0
Carry forward orthodontic activity (UOA)	0
Baseline contract value	£74,823.78

ACCESS*

Patients seen in 24 months	Total	Change since previous quarter
Quarter ending December 2017	891	
Quarter ending March 2018	896	→
Quarter ending June 2018	885	↓
Quarter ending September 2018	805	↓
Quarter ending December 2018	949	↑
Variance since December 2017	6.5%	↑



ACTIVITY



Month	Adjusted Scheduled Activity (UDA)	
	2018	2019
April	-83	20
May	5	172
June	552	255
July	939	380
August	1,241	434
September	1,403	508
October	1,593	781
November	1,749	980
December	1,784	1,353
January	1,794	
February	1,888	
March	2,260	
April	2,478	
May	2,472	
June	2,472	

QUALITY

	Quantity	Base Number	Contract	LHB	Wales
% of FP17s for the same patient ID Re-attending within 3 months - Children	2	144	1.4%	7.9%	10.9%
% of FP17s for the same patient ID Re-attending within 3 months - Adults	5	324	1.5%	11.7%	15.6%
% of FP17s for the same patient ID Re-attending between 3 & 9 months - Children	2	144	1.4%	56.2%	59.6%
% of FP17s for the same patient ID Re-attending between 3 & 9 months - Adults	6	324	1.9%	51.3%	55.6%
% of FP17s for Band 1 Urgent Courses	8	401	2.0%	8.2%	8.9%
% of FP17s Relating to Free Repair or Replacements	0	401	0.0%	0.5%	0.7%
% of FP17s Relating to Continuations	0	401	0.0%	0.8%	0.7%
% of Patients satisfied with the dentistry they have received	1	1	N/A	91.3%	93.3%
% of Patients satisfied with the time they had to wait for an appointment	1	1	N/A	86.9%	88.0%

* This is based on patients treated on this contract for their most recent course of treatment. Figures in italics indicate the base number of FP17s or Patient Questionnaire responses are less than 100. N/A is shown where the base number of responses is less than 10 during the period. % is calculated as Quantity/Base number*100

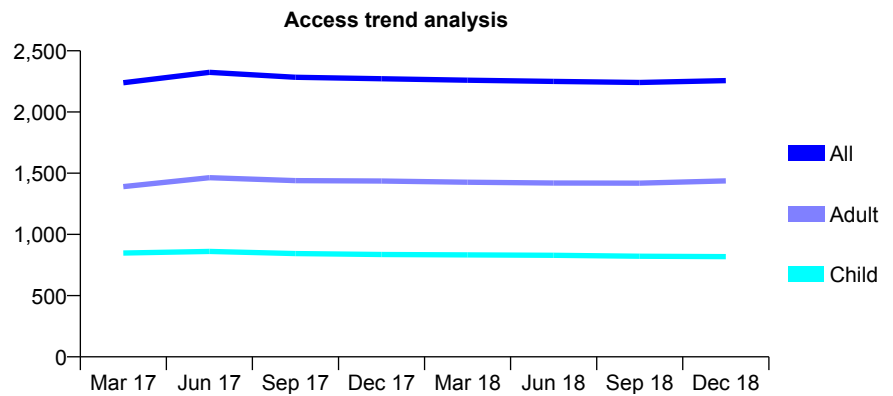
7A2 - Vital Signs At a Glance Contract Report for 134007/0001 - December 2018

Name or company name	Cross Hands Dental Care Ltd
Contract type name	GDS Contract
Purpose of contract	General
Contract start date	01/07/2015
Contract end date	

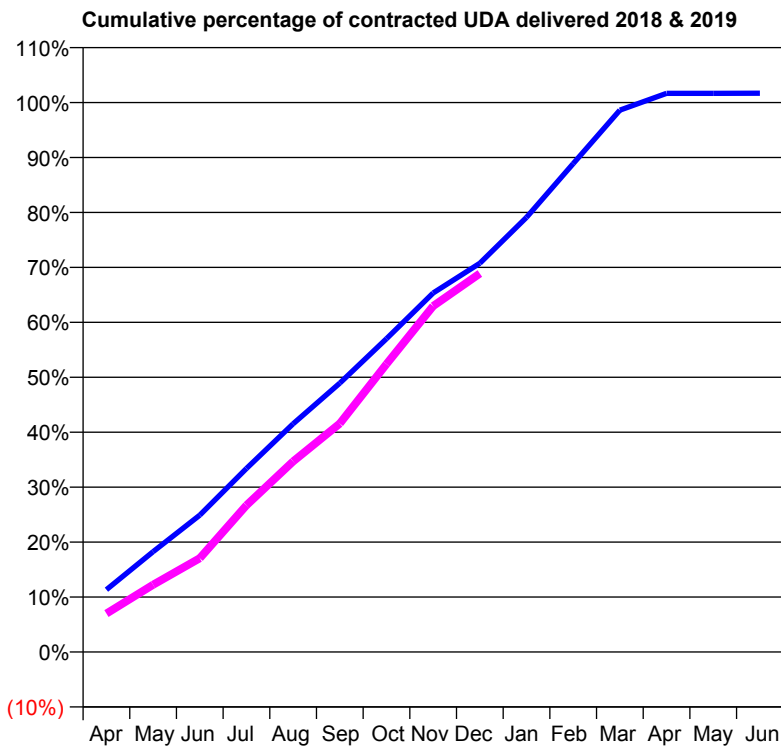
18/19 Contracted general activity (UDA)	5,000
Carry forward general activity (UDA)	-85
18/19 Contracted orthodontic activity (UOA)	0
Carry forward orthodontic activity (UOA)	0
Baseline contract value	£130,418.05

ACCESS*

Patients seen in 24 months	Total	Change since previous quarter
Quarter ending December 2017	2,272	
Quarter ending March 2018	2,260	→
Quarter ending June 2018	2,250	→
Quarter ending September 2018	2,241	→
Quarter ending December 2018	2,256	→
Variance since December 2017	(0.7%)	→



ACTIVITY



Month	Adjusted Scheduled Activity (UDA)	
	2018	2019
April	568	350
May	913	612
June	1,246	853
July	1,670	1,335
August	2,077	1,734
September	2,446	2,080
October	2,851	2,621
November	3,266	3,148
December	3,538	3,444
January	3,955	
February	4,444	
March	4,931	
April	5,083	
May	5,083	
June	5,085	

QUALITY

	Quantity	Base Number	Contract	LHB	Wales
% of FP17s for the same patient ID Re-attending within 3 months - Children	69	863	8.0%	7.9%	10.9%
% of FP17s for the same patient ID Re-attending within 3 months - Adults	195	1,313	14.9%	11.7%	15.6%
% of FP17s for the same patient ID Re-attending between 3 & 9 months - Children	485	863	56.2%	56.2%	59.6%
% of FP17s for the same patient ID Re-attending between 3 & 9 months - Adults	552	1,313	42.0%	51.3%	55.6%
% of FP17s for Band 1 Urgent Courses	488	2,078	23.5%	8.2%	8.9%
% of FP17s Relating to Free Repair or Replacements	6	2,078	0.3%	0.5%	0.7%
% of FP17s Relating to Continuations	11	2,078	0.5%	0.8%	0.7%
% of Patients satisfied with the dentistry they have received	7	7	N/A	91.3%	93.3%
% of Patients satisfied with the time they had to wait for an appointment	7	7	N/A	86.9%	88.0%

* This is based on patients treated on this contract for their most recent course of treatment. Figures in italics indicate the base number of FP17s or Patient Questionnaire responses are less than 100. N/A is shown where the base number of responses is less than 10 during the period. % is calculated as Quantity/Base number*100

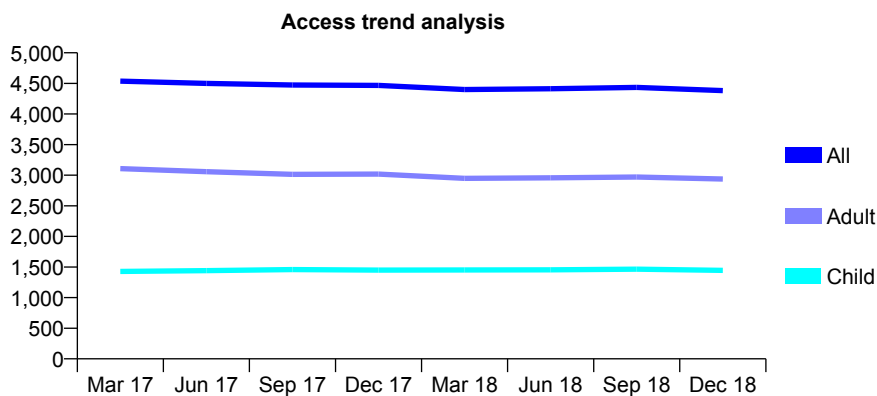
7A2 - Vital Signs At a Glance Contract Report for 134104/0001 - December 2018

Name or company name	Murray Street Dental Practice Ltd
Contract type name	GDS Contract
Purpose of contract	General
Contract start date	01/10/2009
Contract end date	

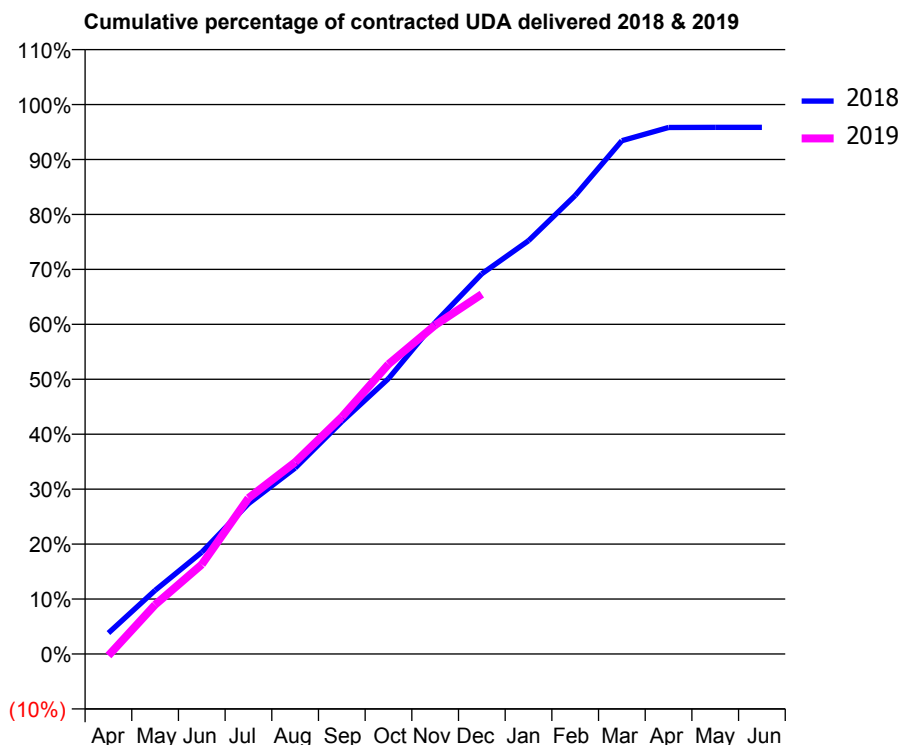
18/19 Contracted general activity (UDA)	10,600
Carry forward general activity (UDA)	440
18/19 Contracted orthodontic activity (UOA)	0
Carry forward orthodontic activity (UOA)	0
Baseline contract value	£307,626.73

ACCESS*

Patients seen in 24 months	Total	Change since previous quarter
Quarter ending December 2017	4,468	
Quarter ending March 2018	4,400	↓
Quarter ending June 2018	4,412	→
Quarter ending September 2018	4,435	→
Quarter ending December 2018	4,383	↓
Variance since December 2017	(1.9%)	↓



ACTIVITY



Month	Adjusted Scheduled Activity (UDA)	
	2018	2019
April	405	-32
May	1,227	950
June	1,965	1,727
July	2,900	3,009
August	3,587	3,701
September	4,482	4,571
October	5,313	5,592
November	6,397	6,345
December	7,335	6,942
January	7,973	
February	8,844	
March	9,902	
April	10,156	
May	10,159	
June	10,160	

QUALITY

	Quantity	Base Number	Contract	LHB	Wales
% of FP17s for the same patient ID Re-attending within 3 months - Children	107	1,604	6.7%	7.9%	10.9%
% of FP17s for the same patient ID Re-attending within 3 months - Adults	354	2,525	14.0%	11.7%	15.6%
% of FP17s for the same patient ID Re-attending between 3 & 9 months - Children	903	1,604	56.3%	56.2%	59.6%
% of FP17s for the same patient ID Re-attending between 3 & 9 months - Adults	928	2,525	36.8%	51.3%	55.6%
% of FP17s for Band 1 Urgent Courses	744	3,962	18.8%	8.2%	8.9%
% of FP17s Relating to Free Repair or Replacements	3	3,962	0.1%	0.5%	0.7%
% of FP17s Relating to Continuations	7	3,962	0.2%	0.8%	0.7%
% of Patients satisfied with the dentistry they have received	23	26	88.5%	91.3%	93.3%
% of Patients satisfied with the time they had to wait for an appointment	23	26	88.5%	86.9%	88.0%

* This is based on patients treated on this contract for their most recent course of treatment. Figures in italics indicate the base number of FP17s or Patient Questionnaire responses are less than 100. N/A is shown where the base number of responses is less than 10 during the period. % is calculated as Quantity/Base number*100

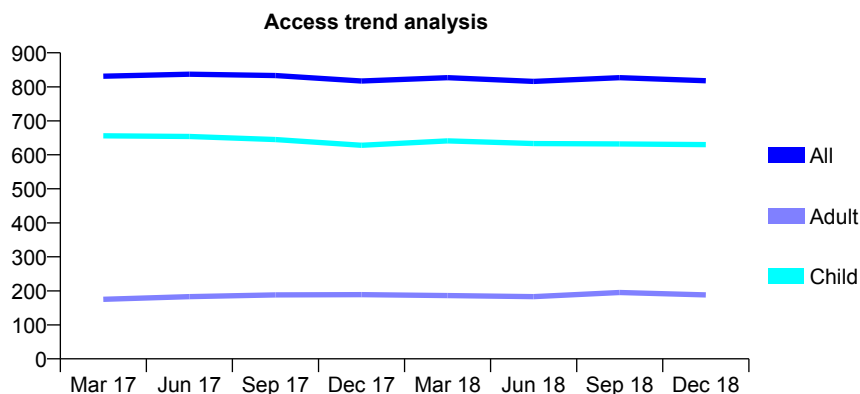
7A2 - Vital Signs At a Glance Contract Report for 137480/0001 - December 2018

Name or company name	Vergam Dental Practice Limited
Contract type name	GDS Contract
Purpose of contract	General
Contract start date	01/04/2008
Contract end date	

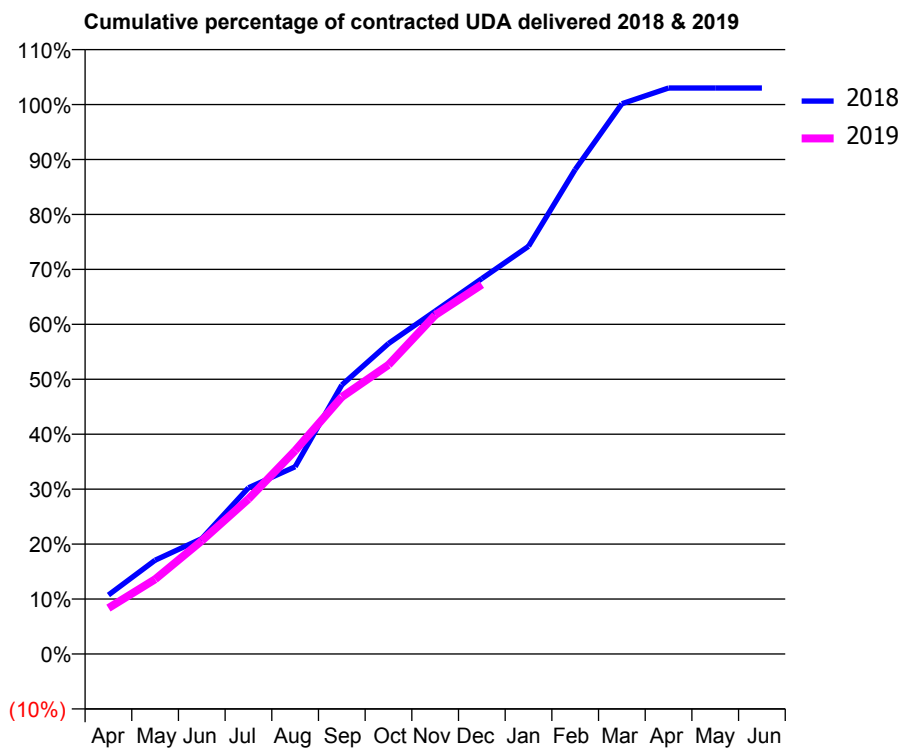
18/19 Contracted general activity (UDA)	1,512
Carry forward general activity (UDA)	-45
18/19 Contracted orthodontic activity (UOA)	0
Carry forward orthodontic activity (UOA)	0
Baseline contract value	£50,652.82

ACCESS*

Patients seen in 24 months	Total	Change since previous quarter
Quarter ending December 2017	817	
Quarter ending March 2018	827	→
Quarter ending June 2018	816	↓
Quarter ending September 2018	827	→
Quarter ending December 2018	818	↓
Variance since December 2017	0.1%	→



ACTIVITY



Month	Adjusted Scheduled Activity (UDA)	
	2018	2019
April	162	126
May	258	206
June	317	312
July	457	426
August	515	560
September	740	707
October	854	796
November	943	933
December	1,033	1,017
January	1,122	
February	1,333	
March	1,514	
April	1,557	
May	1,557	
June	1,557	

QUALITY

	Quantity	Base Number	Contract	LHB	Wales
% of FP17s for the same patient ID Re-attending within 3 months - Children	67	755	8.9%	7.9%	10.9%
% of FP17s for the same patient ID Re-attending within 3 months - Adults	3	78	3.8%	11.7%	15.6%
% of FP17s for the same patient ID Re-attending between 3 & 9 months - Children	505	755	66.9%	56.2%	59.6%
% of FP17s for the same patient ID Re-attending between 3 & 9 months - Adults	10	78	12.8%	51.3%	55.6%
% of FP17s for Band 1 Urgent Courses	98	791	12.4%	8.2%	8.9%
% of FP17s Relating to Free Repair or Replacements	0	791	0.0%	0.5%	0.7%
% of FP17s Relating to Continuations	0	791	0.0%	0.8%	0.7%
% of Patients satisfied with the dentistry they have received	2	2	N/A	91.3%	93.3%
% of Patients satisfied with the time they had to wait for an appointment	2	2	N/A	86.9%	88.0%

* This is based on patients treated on this contract for their most recent course of treatment. Figures in italics indicate the base number of FP17s or Patient Questionnaire responses are less than 100. N/A is shown where the base number of responses is less than 10 during the period. % is calculated as Quantity/Base number*100

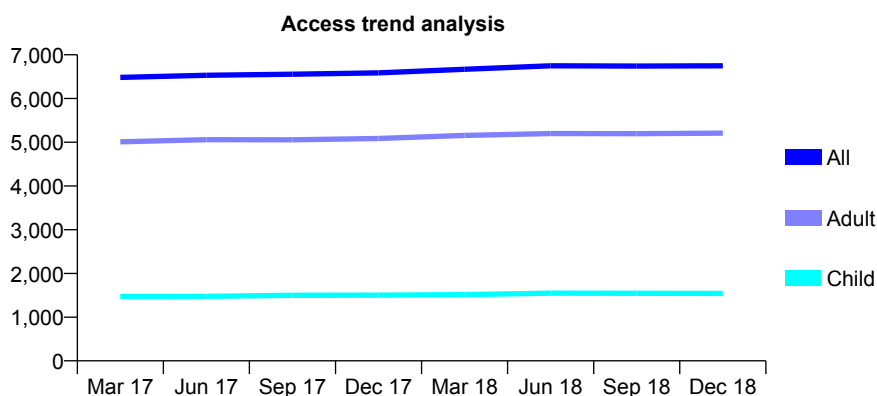
7A2 - Vital Signs At a Glance Contract Report for 153613/0001 - December 2018

Name or company name	Llannon Dental Care Ltd
Contract type name	GDS Contract
Purpose of contract	General
Contract start date	01/11/2014
Contract end date	

18/19 Contracted general activity (UDA)	16,457
Carry forward general activity (UDA)	371
18/19 Contracted orthodontic activity (UOA)	0
Carry forward orthodontic activity (UOA)	0
Baseline contract value	£446,677.40

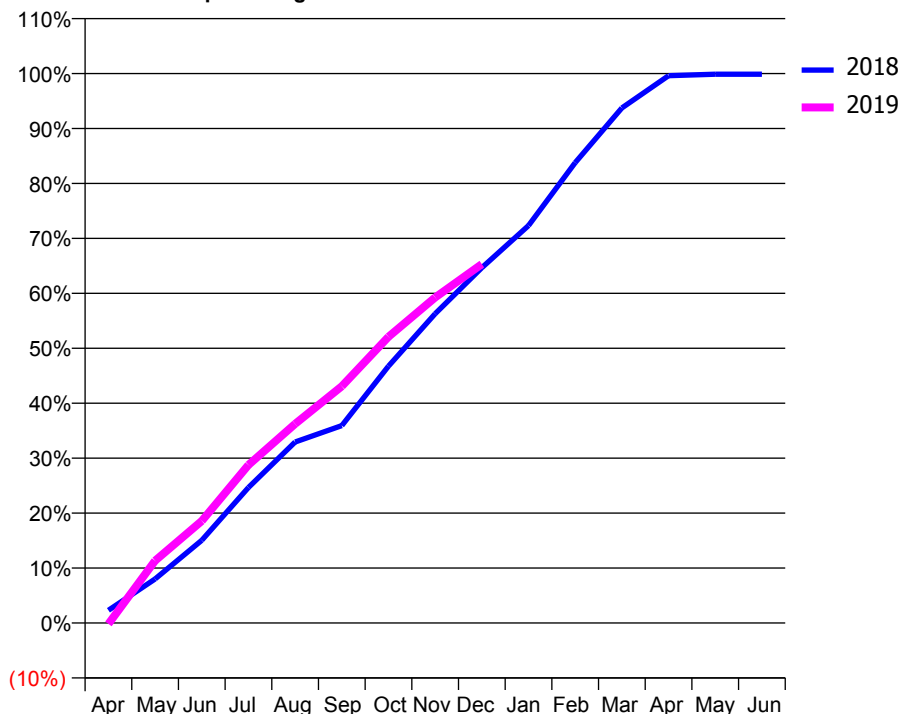
ACCESS*

Patients seen in 24 months	Total	Change since previous quarter
Quarter ending December 2017	6,587	
Quarter ending March 2018	6,669	→
Quarter ending June 2018	6,748	→
Quarter ending September 2018	6,741	→
Quarter ending December 2018	6,748	→
Variance since December 2017	2.4%	↑



ACTIVITY

Cumulative percentage of contracted UDA delivered 2018 & 2019



Month	Adjusted Scheduled Activity (UDA)	
	2018	2019
April	381	-31
May	1,321	1,868
June	2,479	3,059
July	4,059	4,734
August	5,423	5,965
September	5,912	7,091
October	7,694	8,573
November	9,264	9,752
December	10,642	10,747
January	11,902	
February	13,790	
March	15,424	
April	16,392	
May	16,435	
June	16,435	

QUALITY

	Quantity	Base Number	Contract	LHB	Wales
% of FP17s for the same patient ID Re-attending within 3 months - Children	157	1,591	9.9%	7.9%	10.9%
% of FP17s for the same patient ID Re-attending within 3 months - Adults	784	5,425	14.5%	11.7%	15.6%
% of FP17s for the same patient ID Re-attending between 3 & 9 months - Children	811	1,591	51.0%	56.2%	59.6%
% of FP17s for the same patient ID Re-attending between 3 & 9 months - Adults	2,983	5,425	55.0%	51.3%	55.6%
% of FP17s for Band 1 Urgent Courses	809	6,485	12.5%	8.2%	8.9%
% of FP17s Relating to Free Repair or Replacements	128	6,485	2.0%	0.5%	0.7%
% of FP17s Relating to Continuations	50	6,485	0.8%	0.8%	0.7%
% of Patients satisfied with the dentistry they have received	24	26	92.3%	91.3%	93.3%
% of Patients satisfied with the time they had to wait for an appointment	22	26	84.6%	86.9%	88.0%

* This is based on patients treated on this contract for their most recent course of treatment. Figures in italics indicate the base number of FP17s or Patient Questionnaire responses are less than 100. N/A is shown where the base number of responses is less than 10 during the period. % is calculated as Quantity/Base number*100

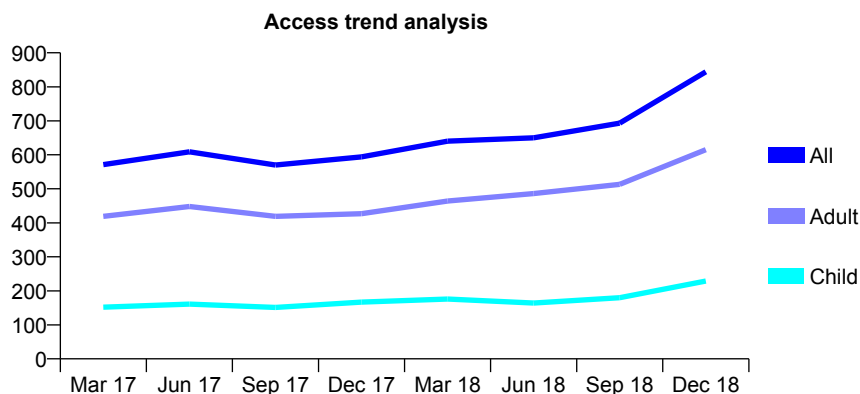
7A2 - Vital Signs At a Glance Contract Report for 153613/0002 - December 2018

Name or company name	Llannon Dental Care Ltd
Contract type name	GDS Contract
Purpose of contract	General
Contract start date	01/11/2014
Contract end date	

18/19 Contracted general activity (UDA)	2,000
Carry forward general activity (UDA)	0
18/19 Contracted orthodontic activity (UOA)	0
Carry forward orthodontic activity (UOA)	0
Baseline contract value	£68,357.54

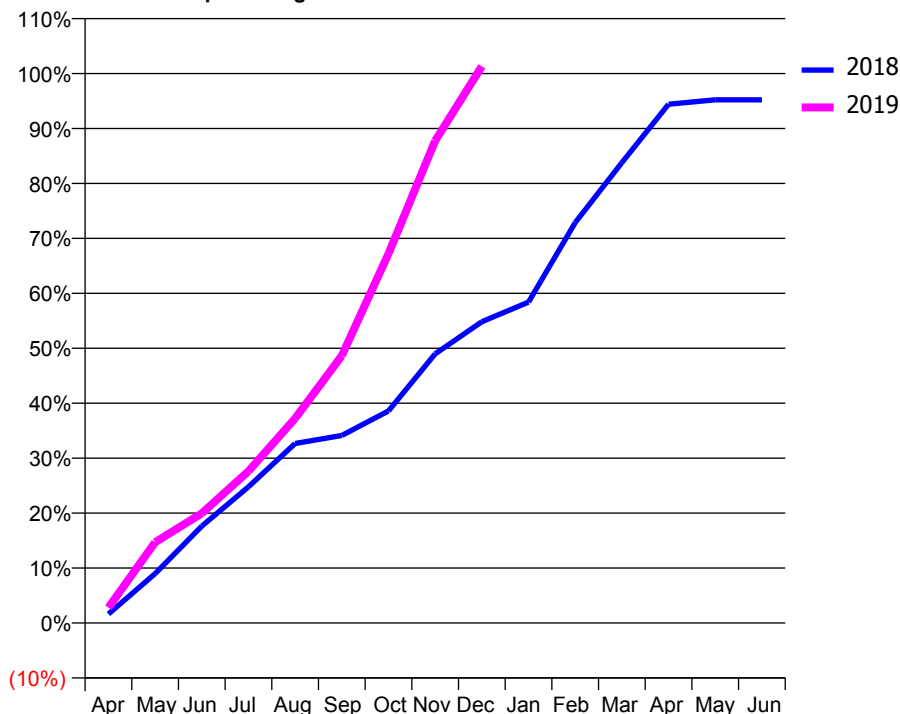
ACCESS*

Patients seen in 24 months	Total	Change since previous quarter
Quarter ending December 2017	594	
Quarter ending March 2018	640	↑
Quarter ending June 2018	650	→
Quarter ending September 2018	693	↑
Quarter ending December 2018	844	↑
Variance since December 2017	42.1%	↑



ACTIVITY

Cumulative percentage of contracted UDA delivered 2018 & 2019



Month	Adjusted Scheduled Activity (UDA)	
	2018	2019
April	33	56
May	180	294
June	352	399
July	496	552
August	654	745
September	683	973
October	772	1,344
November	980	1,755
December	1,097	2,026
January	1,168	
February	1,457	
March	1,675	
April	1,888	
May	1,904	
June	1,904	

QUALITY

	Quantity	Base Number	Contract	LHB	Wales
% of FP17s for the same patient ID Re-attending within 3 months - Children	1	183	0.5%	7.9%	10.9%
% of FP17s for the same patient ID Re-attending within 3 months - Adults	3	503	0.6%	11.7%	15.6%
% of FP17s for the same patient ID Re-attending between 3 & 9 months - Children	0	183	0.0%	56.2%	59.6%
% of FP17s for the same patient ID Re-attending between 3 & 9 months - Adults	0	503	0.0%	51.3%	55.6%
% of FP17s for Band 1 Urgent Courses	5	625	0.8%	8.2%	8.9%
% of FP17s Relating to Free Repair or Replacements	0	625	0.0%	0.5%	0.7%
% of FP17s Relating to Continuations	0	625	0.0%	0.8%	0.7%
% of Patients satisfied with the dentistry they have received	2	2	N/A	91.3%	93.3%
% of Patients satisfied with the time they had to wait for an appointment	2	2	N/A	86.9%	88.0%

* This is based on patients treated on this contract for their most recent course of treatment. Figures in italics indicate the base number of FP17s or Patient Questionnaire responses are less than 100. N/A is shown where the base number of responses is less than 10 during the period. % is calculated as Quantity/Base number*100

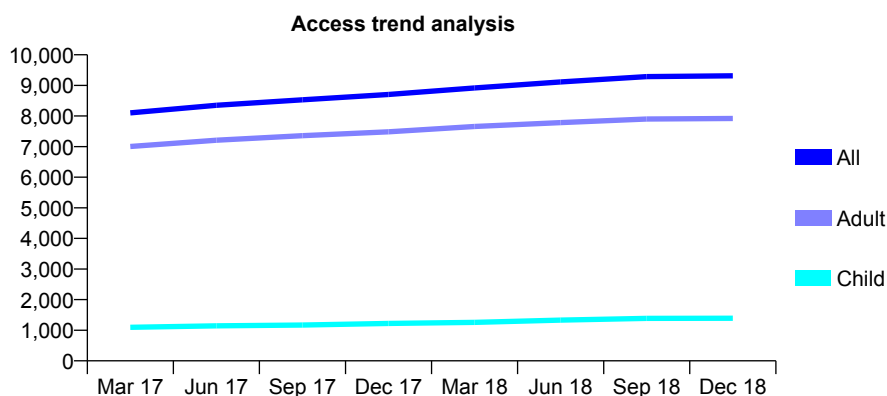
7A2 - Vital Signs At a Glance Contract Report for 157066/0001 - December 2018

Name or company name	Intergrated Dental Holdings
Contract type name	GDS Contract
Purpose of contract	General
Contract start date	01/04/2006
Contract end date	

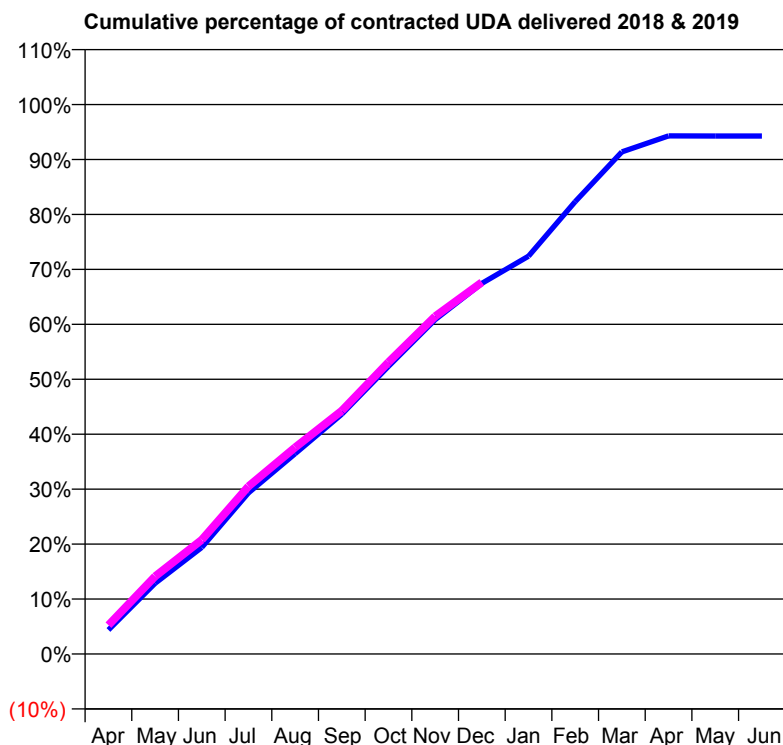
18/19 Contracted general activity (UDA)	33,500
Carry forward general activity (UDA)	0
18/19 Contracted orthodontic activity (UOA)	0
Carry forward orthodontic activity (UOA)	0
Baseline contract value	£798,164.19

ACCESS*

Patients seen in 24 months	Total	Change since previous quarter
Quarter ending December 2017	8,705	
Quarter ending March 2018	8,917	↑
Quarter ending June 2018	9,114	↑
Quarter ending September 2018	9,289	→
Quarter ending December 2018	9,312	→
Variance since December 2017	7.0%	↑



ACTIVITY



Month	Adjusted Scheduled Activity (UDA)	
	2018	2019
April	1,312	1,759
May	3,853	4,738
June	5,806	6,965
July	8,776	10,222
August	10,911	12,597
September	13,068	14,828
October	15,676	17,791
November	18,215	20,591
December	20,189	22,662
January	21,672	
February	24,646	
March	27,356	
April	28,226	
May	28,216	
June	28,216	

QUALITY

	Quantity	Base Number	Contract	LHB	Wales
% of FP17s for the same patient ID Re-attending within 3 months - Children	89	1,576	5.6%	7.9%	10.9%
% of FP17s for the same patient ID Re-attending within 3 months - Adults	791	8,774	9.0%	11.7%	15.6%
% of FP17s for the same patient ID Re-attending between 3 & 9 months - Children	887	1,576	56.3%	56.2%	59.6%
% of FP17s for the same patient ID Re-attending between 3 & 9 months - Adults	5,414	8,774	61.7%	51.3%	55.6%
% of FP17s for Band 1 Urgent Courses	710	9,958	7.1%	8.2%	8.9%
% of FP17s Relating to Free Repair or Replacements	59	9,958	0.6%	0.5%	0.7%
% of FP17s Relating to Continuations	48	9,958	0.5%	0.8%	0.7%
% of Patients satisfied with the dentistry they have received	55	59	93.2%	91.3%	93.3%
% of Patients satisfied with the time they had to wait for an appointment	52	59	88.1%	86.9%	88.0%

* This is based on patients treated on this contract for their most recent course of treatment. Figures in italics indicate the base number of FP17s or Patient Questionnaire responses are less than 100. N/A is shown where the base number of responses is less than 10 during the period. % is calculated as Quantity/Base number*100

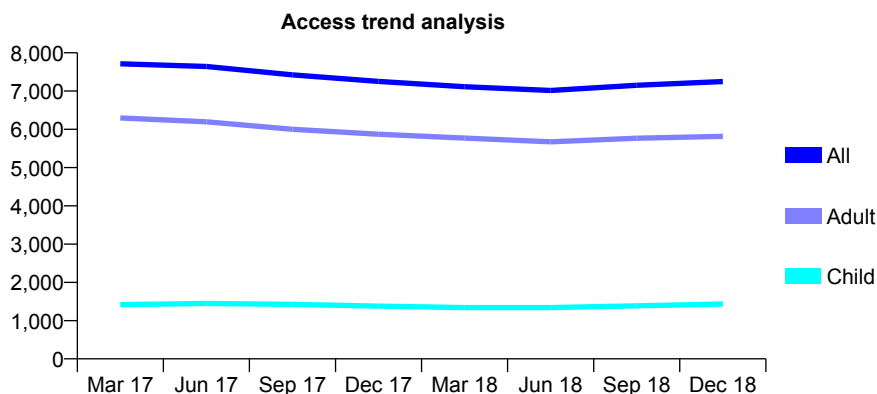
7A2 - Vital Signs At a Glance Contract Report for 158194/0006 - December 2018

Name or company name	Denticare Ltd
Contract type name	GDS Contract
Purpose of contract	General
Contract start date	01/04/2006
Contract end date	

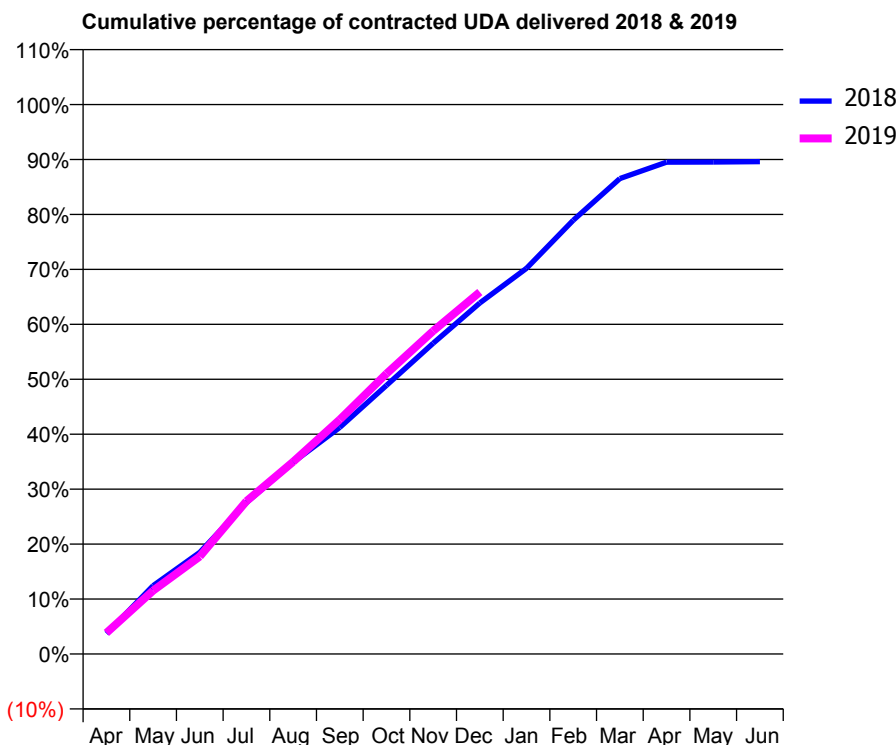
18/19 Contracted general activity (UDA)	23,362
Carry forward general activity (UDA)	0
18/19 Contracted orthodontic activity (UOA)	0
Carry forward orthodontic activity (UOA)	0
Baseline contract value	£672,544.30

ACCESS*

Patients seen in 24 months	Total	Change since previous quarter
Quarter ending December 2017	7,252	
Quarter ending March 2018	7,114	↓
Quarter ending June 2018	7,015	↓
Quarter ending September 2018	7,152	→
Quarter ending December 2018	7,249	→
Variance since December 2017	(0.0%)	→



ACTIVITY



Month	Adjusted Scheduled Activity (UDA)	
	2018	2019
April	873	901
May	2,906	2,695
June	4,322	4,145
July	6,437	6,501
August	8,151	8,170
September	9,637	9,969
October	11,419	11,921
November	13,211	13,736
December	14,928	15,388
January	16,398	
February	18,438	
March	20,214	
April	20,911	
May	20,920	
June	20,935	

QUALITY

	Quantity	Base Number	Contract	LHB	Wales
% of FP17s for the same patient ID Re-attending within 3 months - Children	82	1,599	5.1%	7.9%	10.9%
% of FP17s for the same patient ID Re-attending within 3 months - Adults	695	6,416	10.8%	11.7%	15.6%
% of FP17s for the same patient ID Re-attending between 3 & 9 months - Children	892	1,599	55.8%	56.2%	59.6%
% of FP17s for the same patient ID Re-attending between 3 & 9 months - Adults	3,556	6,416	55.4%	51.3%	55.6%
% of FP17s for Band 1 Urgent Courses	457	7,696	5.9%	8.2%	8.9%
% of FP17s Relating to Free Repair or Replacements	12	7,696	0.2%	0.5%	0.7%
% of FP17s Relating to Continuations	74	7,696	1.0%	0.8%	0.7%
% of Patients satisfied with the dentistry they have received	52	57	91.2%	91.3%	93.3%
% of Patients satisfied with the time they had to wait for an appointment	47	57	82.5%	86.9%	88.0%

* This is based on patients treated on this contract for their most recent course of treatment. Figures in italics indicate the base number of FP17s or Patient Questionnaire responses are less than 100. N/A is shown where the base number of responses is less than 10 during the period. % is calculated as Quantity/Base number*100

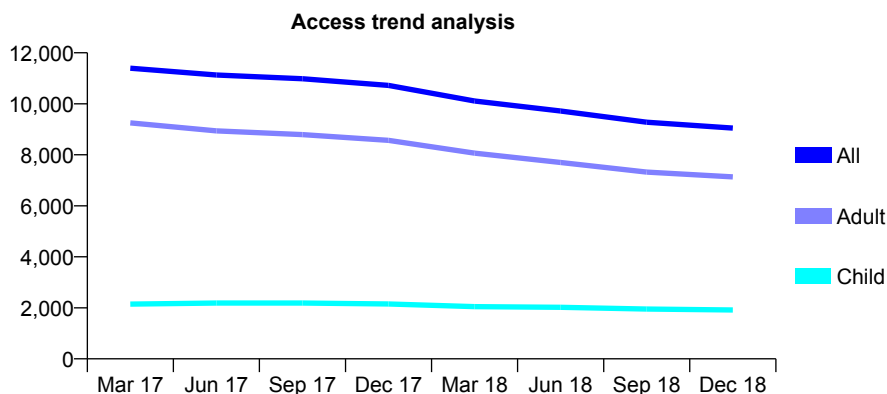
7A2 - Vital Signs At a Glance Contract Report for 158194/0012 - December 2018

Name or company name	Denticare Ltd
Contract type name	GDS Contract
Purpose of contract	General
Contract start date	02/08/2006
Contract end date	

18/19 Contracted general activity (UDA)	33,000
Carry forward general activity (UDA)	0
18/19 Contracted orthodontic activity (UOA)	0
Carry forward orthodontic activity (UOA)	0
Baseline contract value	£950,002.61

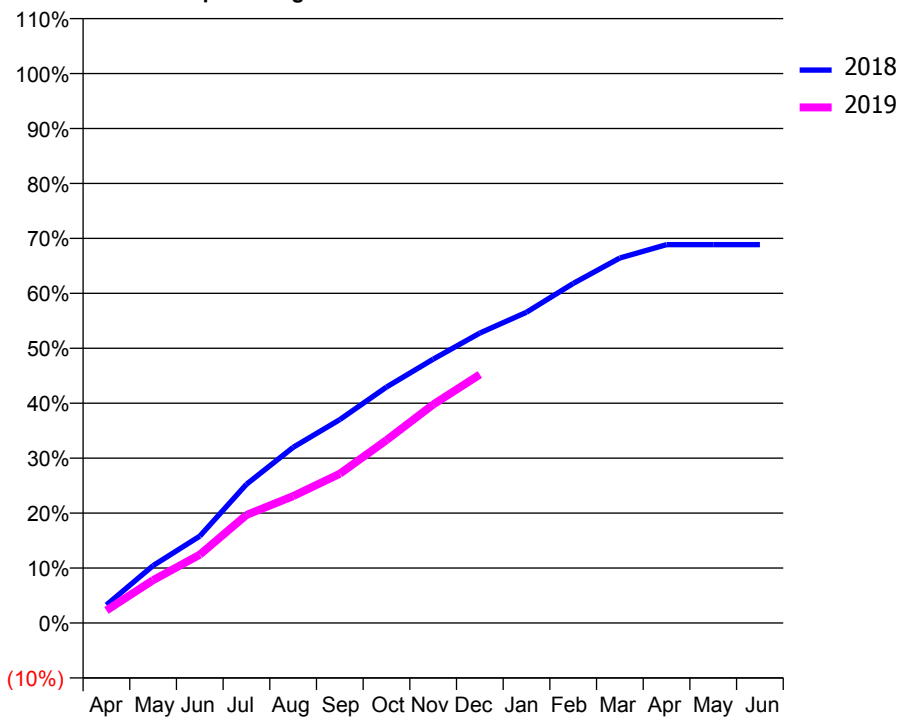
ACCESS*

Patients seen in 24 months	Total	Change since previous quarter
Quarter ending December 2017	10,721	
Quarter ending March 2018	10,111	↓
Quarter ending June 2018	9,719	↓
Quarter ending September 2018	9,277	↓
Quarter ending December 2018	9,050	↓
Variance since December 2017	(15.6%)	↓



ACTIVITY

Cumulative percentage of contracted UDA delivered 2018 & 2019



Month	Adjusted Scheduled Activity (UDA)	
	2018	2019
April	1,088	754
May	3,449	2,571
June	5,215	4,108
July	8,335	6,487
August	10,550	7,621
September	12,217	8,967
October	14,168	10,979
November	15,844	13,119
December	17,410	14,922
January	18,665	
February	20,391	
March	21,921	
April	22,721	
May	22,720	
June	22,721	

QUALITY

	Quantity	Base Number	Contract	LHB	Wales
% of FP17s for the same patient ID Re-attending within 3 months - Children	89	1,693	5.3%	7.9%	10.9%
% of FP17s for the same patient ID Re-attending within 3 months - Adults	588	6,211	9.5%	11.7%	15.6%
% of FP17s for the same patient ID Re-attending between 3 & 9 months - Children	546	1,693	32.3%	56.2%	59.6%
% of FP17s for the same patient ID Re-attending between 3 & 9 months - Adults	2,486	6,211	40.0%	51.3%	55.6%
% of FP17s for Band 1 Urgent Courses	534	7,485	7.1%	8.2%	8.9%
% of FP17s Relating to Free Repair or Replacements	7	7,485	0.1%	0.5%	0.7%
% of FP17s Relating to Continuations	46	7,485	0.6%	0.8%	0.7%
% of Patients satisfied with the dentistry they have received	25	30	83.3%	91.3%	93.3%
% of Patients satisfied with the time they had to wait for an appointment	22	30	73.3%	86.9%	88.0%

* This is based on patients treated on this contract for their most recent course of treatment. Figures in italics indicate the base number of FP17s or Patient Questionnaire responses are less than 100. N/A is shown where the base number of responses is less than 10 during the period. % is calculated as Quantity/Base number*100

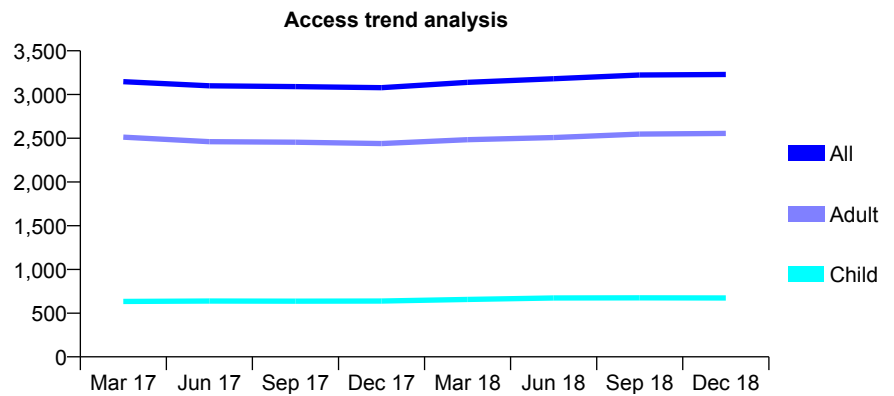
7A2 - Vital Signs At a Glance Contract Report for 158194/0019 - December 2018

Name or company name	Denticare Ltd
Contract type name	Pilot Contract
Purpose of contract	General
Contract start date	08/12/2007
Contract end date	

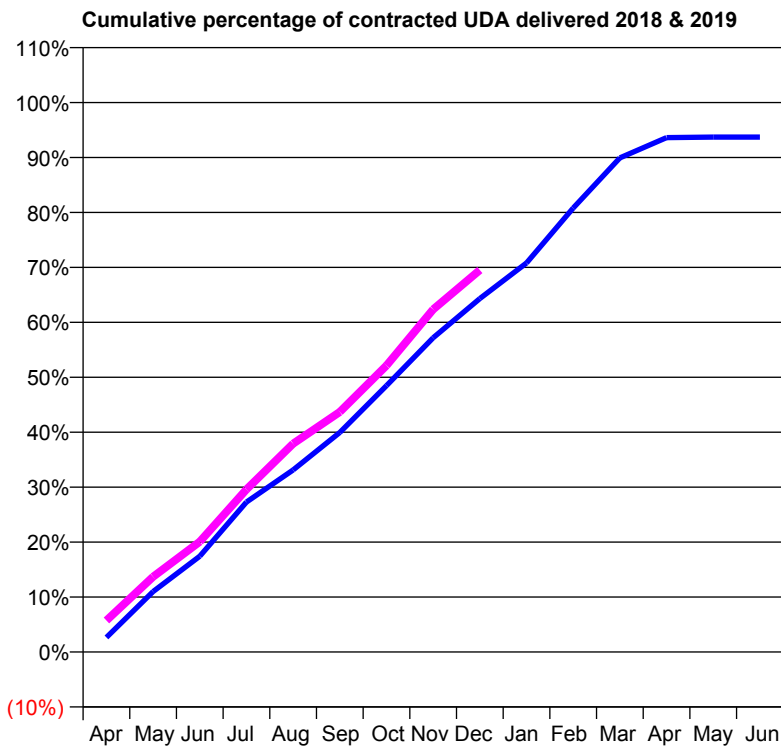
18/19 Contracted general activity (UDA)	7,638
Carry forward general activity (UDA)	0
18/19 Contracted orthodontic activity (UOA)	0
Carry forward orthodontic activity (UOA)	0
Baseline contract value	£221,672.53

ACCESS*

Patients seen in 24 months	Total	Change since previous quarter
Quarter ending December 2017	3,078	
Quarter ending March 2018	3,139	→
Quarter ending June 2018	3,181	→
Quarter ending September 2018	3,223	→
Quarter ending December 2018	3,229	→
Variance since December 2017	4.9%	↑



ACTIVITY



Month	Adjusted Scheduled Activity (UDA)	
	2018	2019
April	215	438
May	895	1,047
June	1,418	1,534
July	2,220	2,260
August	2,695	2,895
September	3,250	3,337
October	3,942	3,983
November	4,650	4,763
December	5,232	5,309
January	5,757	
February	6,570	
March	7,313	
April	7,614	
May	7,621	
June	7,621	

QUALITY

	Quantity	Base Number	Contract	LHB	Wales
% of FP17s for the same patient ID Re-attending within 3 months - Children	27	704	3.8%	7.9%	10.9%
% of FP17s for the same patient ID Re-attending within 3 months - Adults	184	2,383	7.7%	11.7%	15.6%
% of FP17s for the same patient ID Re-attending between 3 & 9 months - Children	329	704	46.7%	56.2%	59.6%
% of FP17s for the same patient ID Re-attending between 3 & 9 months - Adults	1,132	2,383	47.5%	51.3%	55.6%
% of FP17s for Band 1 Urgent Courses	126	2,930	4.3%	8.2%	8.9%
% of FP17s Relating to Free Repair or Replacements	2	2,930	0.1%	0.5%	0.7%
% of FP17s Relating to Continuations	18	2,930	0.6%	0.8%	0.7%
% of Patients satisfied with the dentistry they have received	11	12	91.7%	91.3%	93.3%
% of Patients satisfied with the time they had to wait for an appointment	10	12	83.3%	86.9%	88.0%

* This is based on patients treated on this contract for their most recent course of treatment. Figures in italics indicate the base number of FP17s or Patient Questionnaire responses are less than 100. N/A is shown where the base number of responses is less than 10 during the period. % is calculated as Quantity/Base number*100

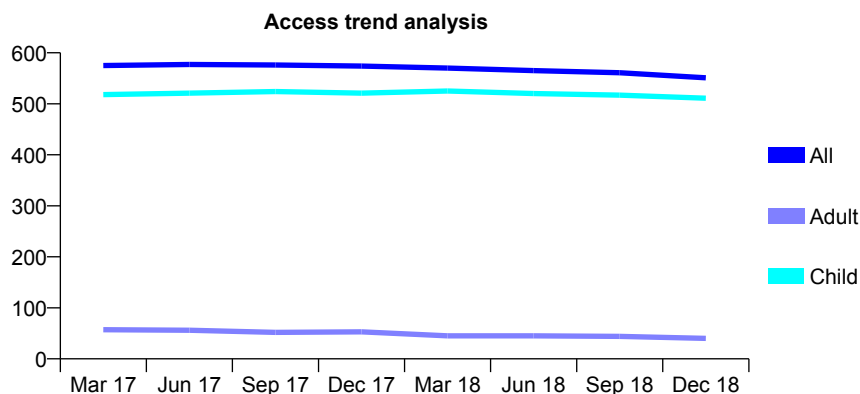
7A2 - Vital Signs At a Glance Contract Report for 158666/0001 - December 2018

Name or company name	Dew Street Dental Practice Limited
Contract type name	GDS Contract
Purpose of contract	General
Contract start date	01/04/2012
Contract end date	

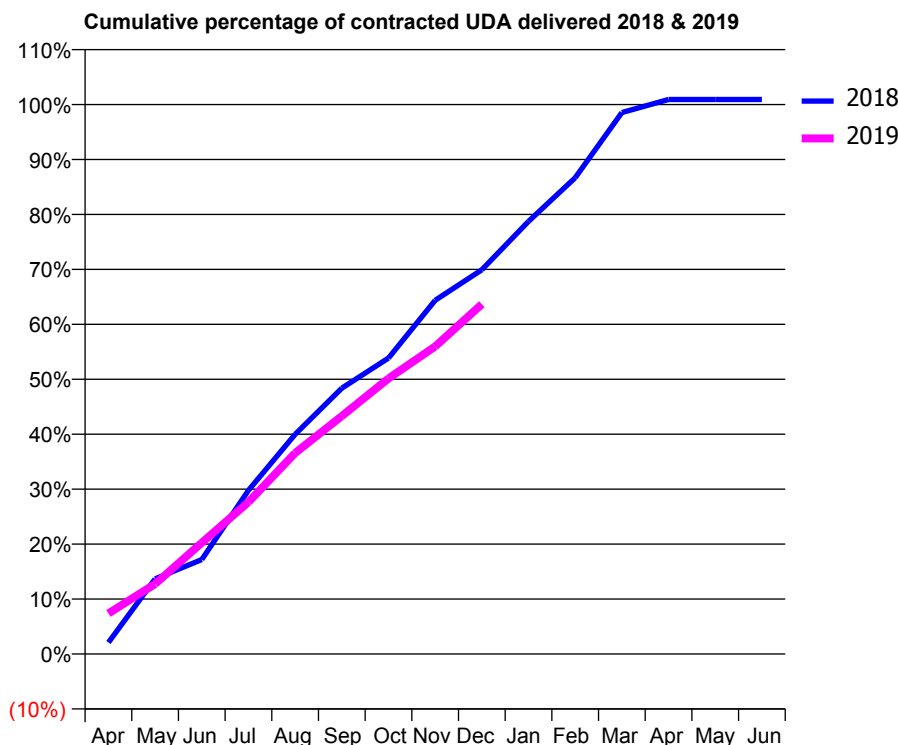
18/19 Contracted general activity (UDA)	1,393
Carry forward general activity (UDA)	-13
18/19 Contracted orthodontic activity (UOA)	0
Carry forward orthodontic activity (UOA)	0
Baseline contract value	£40,122.17

ACCESS*

Patients seen in 24 months	Total	Change since previous quarter
Quarter ending December 2017	574	
Quarter ending March 2018	570	→
Quarter ending June 2018	565	→
Quarter ending September 2018	561	→
Quarter ending December 2018	551	↓
Variance since December 2017	(4.0%)	↓



ACTIVITY



Month	Adjusted Scheduled Activity (UDA)	
	2018	2019
April	29	103
May	190	178
June	240	282
July	415	385
August	557	510
September	674	603
October	750	698
November	897	780
December	974	887
January	1,097	
February	1,207	
March	1,373	
April	1,406	
May	1,406	
June	1,406	

QUALITY

	Quantity	Base Number	Contract	LHB	Wales
% of FP17s for the same patient ID Re-attending within 3 months - Children	80	740	10.8%	7.9%	10.9%
% of FP17s for the same patient ID Re-attending within 3 months - Adults	0	1	0.0%	11.7%	15.6%
% of FP17s for the same patient ID Re-attending between 3 & 9 months - Children	531	740	71.8%	56.2%	59.6%
% of FP17s for the same patient ID Re-attending between 3 & 9 months - Adults	1	1	100.0%	51.3%	55.6%
% of FP17s for Band 1 Urgent Courses	25	709	3.5%	8.2%	8.9%
% of FP17s Relating to Free Repair or Replacements	0	709	0.0%	0.5%	0.7%
% of FP17s Relating to Continuations	0	709	0.0%	0.8%	0.7%
% of Patients satisfied with the dentistry they have received	2	2	N/A	91.3%	93.3%
% of Patients satisfied with the time they had to wait for an appointment	1	2	N/A	86.9%	88.0%

* This is based on patients treated on this contract for their most recent course of treatment. Figures in italics indicate the base number of FP17s or Patient Questionnaire responses are less than 100. N/A is shown where the base number of responses is less than 10 during the period. % is calculated as Quantity/Base number*100

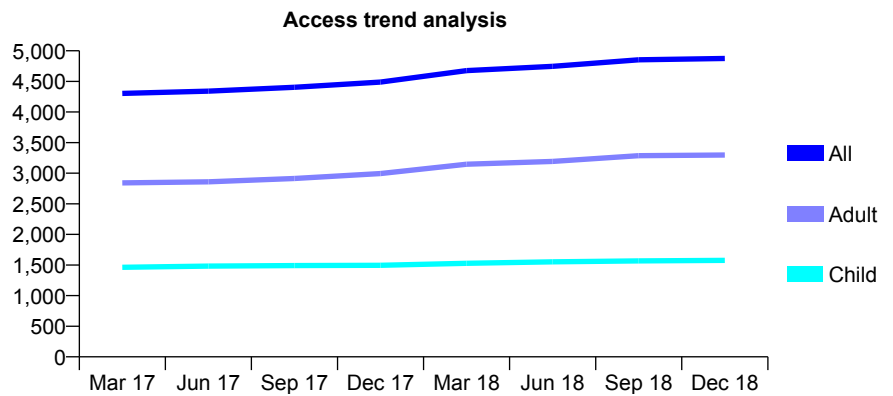
7A2 - Vital Signs At a Glance Contract Report for 163449/0001 - December 2018

Name or company name	Portland Street Dental Practice
Contract type name	GDS Contract
Purpose of contract	General
Contract start date	01/04/2010
Contract end date	

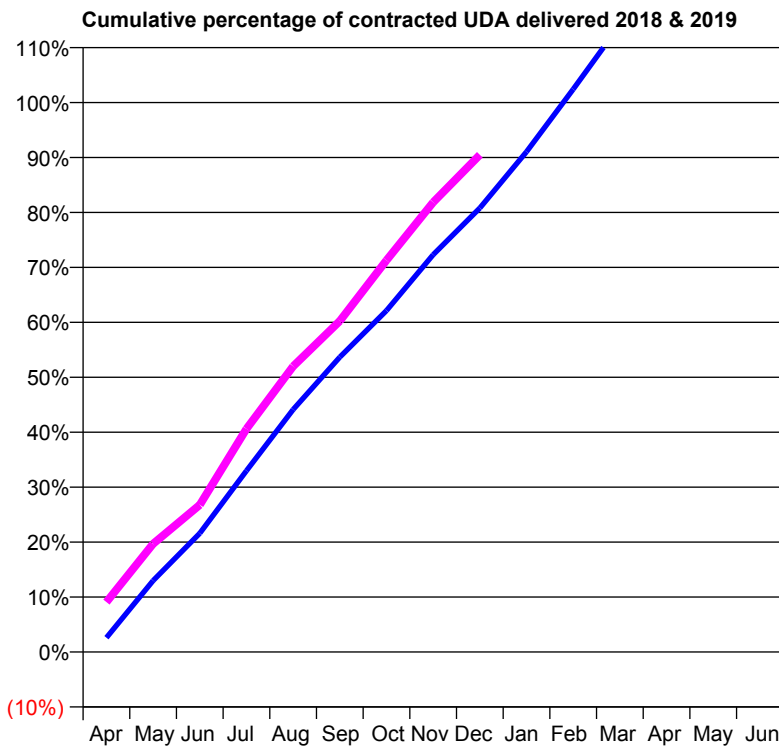
18/19 Contracted general activity (UDA)	10,142
Carry forward general activity (UDA)	-423
18/19 Contracted orthodontic activity (UOA)	0
Carry forward orthodontic activity (UOA)	0
Baseline contract value	£383,510.13

ACCESS*

Patients seen in 24 months	Total	Change since previous quarter
Quarter ending December 2017	4,489	
Quarter ending March 2018	4,676	↑
Quarter ending June 2018	4,746	→
Quarter ending September 2018	4,853	↑
Quarter ending December 2018	4,874	→
Variance since December 2017	8.6%	↑



ACTIVITY



Month	Adjusted Scheduled Activity (UDA)	
	2018	2019
April	264	923
May	1,319	1,998
June	2,191	2,715
July	3,347	4,118
August	4,477	5,273
September	5,442	6,109
October	6,302	7,230
November	7,333	8,300
December	8,194	9,177
January	9,232	
February	10,387	
March	11,574	
April	12,048	
May	12,071	
June	12,073	

QUALITY

	Quantity	Base Number	Contract	LHB	Wales
% of FP17s for the same patient ID Re-attending within 3 months - Children	134	2,008	6.7%	7.9%	10.9%
% of FP17s for the same patient ID Re-attending within 3 months - Adults	285	3,146	9.1%	11.7%	15.6%
% of FP17s for the same patient ID Re-attending between 3 & 9 months - Children	1,377	2,008	68.6%	56.2%	59.6%
% of FP17s for the same patient ID Re-attending between 3 & 9 months - Adults	1,857	3,146	59.0%	51.3%	55.6%
% of FP17s for Band 1 Urgent Courses	387	4,908	7.9%	8.2%	8.9%
% of FP17s Relating to Free Repair or Replacements	20	4,908	0.4%	0.5%	0.7%
% of FP17s Relating to Continuations	1	4,908	0.0%	0.8%	0.7%
% of Patients satisfied with the dentistry they have received	14	17	82.4%	91.3%	93.3%
% of Patients satisfied with the time they had to wait for an appointment	14	17	82.4%	86.9%	88.0%

* This is based on patients treated on this contract for their most recent course of treatment. Figures in italics indicate the base number of FP17s or Patient Questionnaire responses are less than 100. N/A is shown where the base number of responses is less than 10 during the period. % is calculated as Quantity/Base number*100

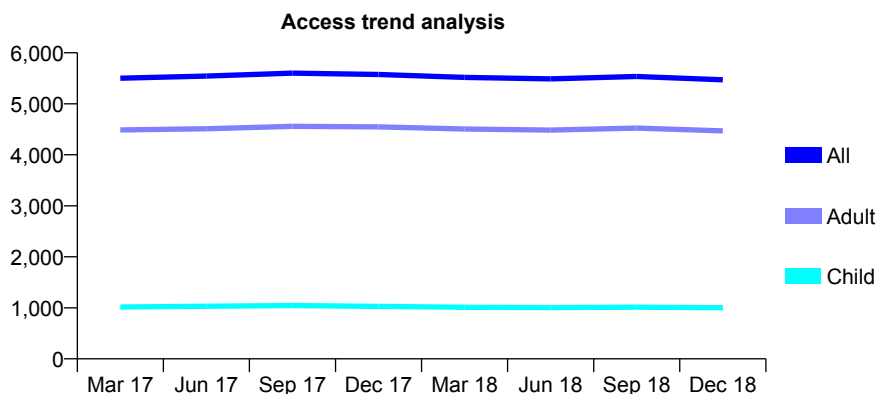
7A2 - Vital Signs At a Glance Contract Report for 164496/0001 - December 2018

Name or company name	Whitecross Partnership Account
Contract type name	GDS Contract
Purpose of contract	General
Contract start date	29/03/2010
Contract end date	

18/19 Contracted general activity (UDA)	15,051
Carry forward general activity (UDA)	0
18/19 Contracted orthodontic activity (UOA)	0
Carry forward orthodontic activity (UOA)	0
Baseline contract value	£554,598.89

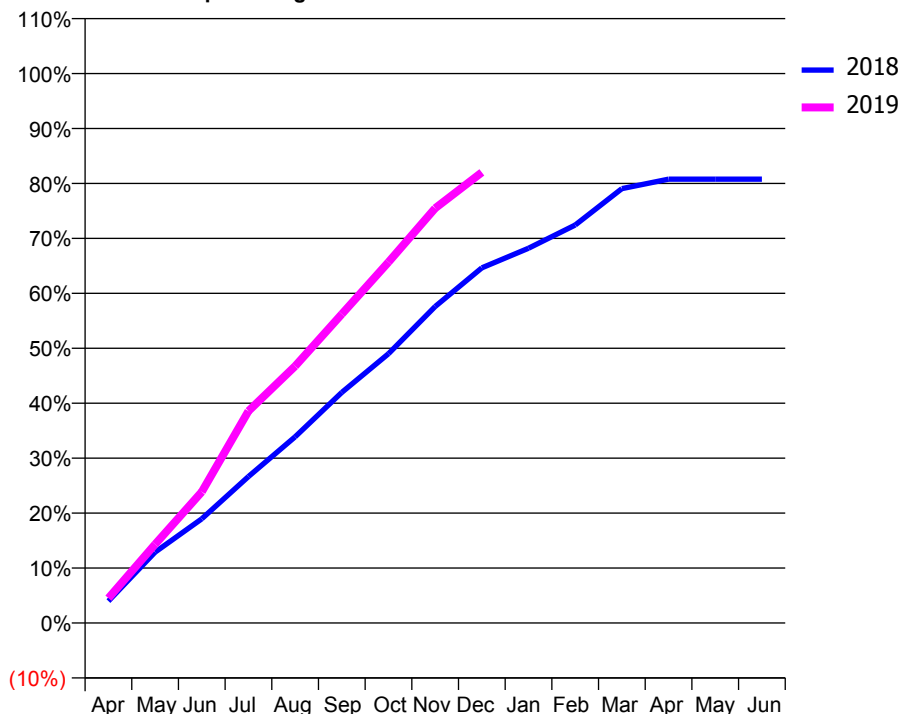
ACCESS*

Patients seen in 24 months	Total	Change since previous quarter
Quarter ending December 2017	5,576	
Quarter ending March 2018	5,517	↓
Quarter ending June 2018	5,490	→
Quarter ending September 2018	5,537	→
Quarter ending December 2018	5,470	↓
Variance since December 2017	(1.9%)	↓



ACTIVITY

Cumulative percentage of contracted UDA delivered 2018 & 2019



Month	Adjusted Scheduled Activity (UDA)	
	2018	2019
April	602	682
May	1,940	2,157
June	2,853	3,591
July	4,013	5,805
August	5,102	7,036
September	6,318	8,459
October	7,377	9,886
November	8,668	11,360
December	9,730	12,343
January	10,264	
February	10,902	
March	11,898	
April	12,156	
May	12,156	
June	12,156	

QUALITY

	Quantity	Base Number	Contract	LHB	Wales
% of FP17s for the same patient ID Re-attending within 3 months - Children	59	993	5.9%	7.9%	10.9%
% of FP17s for the same patient ID Re-attending within 3 months - Adults	531	4,075	13.0%	11.7%	15.6%
% of FP17s for the same patient ID Re-attending between 3 & 9 months - Children	329	993	33.1%	56.2%	59.6%
% of FP17s for the same patient ID Re-attending between 3 & 9 months - Adults	1,278	4,075	31.4%	51.3%	55.6%
% of FP17s for Band 1 Urgent Courses	688	4,923	14.0%	8.2%	8.9%
% of FP17s Relating to Free Repair or Replacements	13	4,923	0.3%	0.5%	0.7%
% of FP17s Relating to Continuations	61	4,923	1.2%	0.8%	0.7%
% of Patients satisfied with the dentistry they have received	17	19	89.5%	91.3%	93.3%
% of Patients satisfied with the time they had to wait for an appointment	16	19	84.2%	86.9%	88.0%

* This is based on patients treated on this contract for their most recent course of treatment. Figures in italics indicate the base number of FP17s or Patient Questionnaire responses are less than 100. N/A is shown where the base number of responses is less than 10 during the period. % is calculated as Quantity/Base number*100

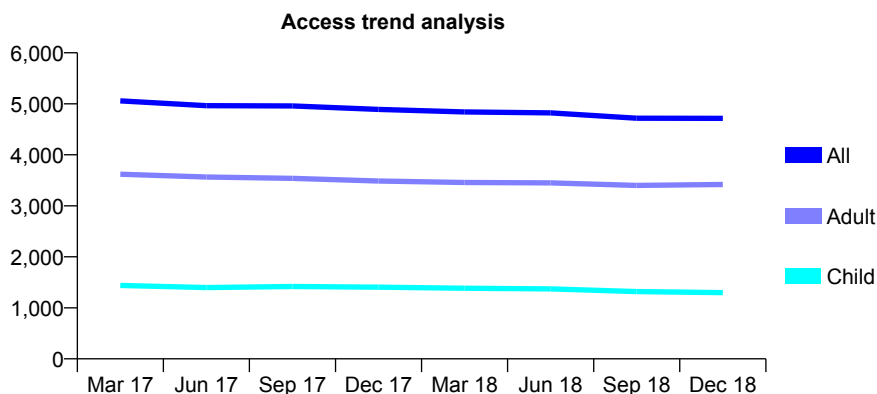
7A2 - Vital Signs At a Glance Contract Report for 166820/0001 - December 2018

Name or company name	Dr N Patel, Dr J Rai and Dr N Kernahan
Contract type name	Pilot Contract
Purpose of contract	General
Contract start date	01/04/2006
Contract end date	

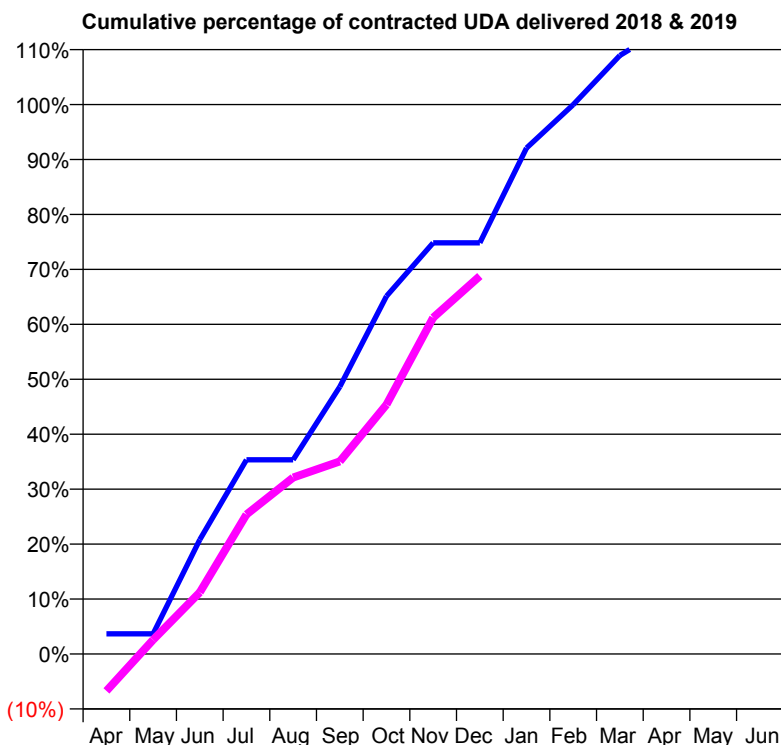
18/19 Contracted general activity (UDA)	11,653
Carry forward general activity (UDA)	784
18/19 Contracted orthodontic activity (UOA)	0
Carry forward orthodontic activity (UOA)	0
Baseline contract value	£350,213.70

ACCESS*

Patients seen in 24 months	Total	Change since previous quarter
Quarter ending December 2017	4,890	
Quarter ending March 2018	4,841	↓
Quarter ending June 2018	4,821	→
Quarter ending September 2018	4,717	↓
Quarter ending December 2018	4,715	→
Variance since December 2017	(3.6%)	↓



ACTIVITY



Month	Adjusted Scheduled Activity (UDA)	
	2018	2019
April	438	-784
May	438	302
June	2,486	1,307
July	4,225	2,960
August	4,225	3,744
September	5,813	4,085
October	7,783	5,288
November	8,942	7,134
December	8,942	8,016
January	11,005	
February	11,947	
March	13,017	
April	13,629	
May	13,925	
June	13,925	

QUALITY

	Quantity	Base Number	Contract	LHB	Wales
% of FP17s for the same patient ID Re-attending within 3 months - Children	122	1,354	9.0%	7.9%	10.9%
% of FP17s for the same patient ID Re-attending within 3 months - Adults	566	3,500	16.2%	11.7%	15.6%
% of FP17s for the same patient ID Re-attending between 3 & 9 months - Children	763	1,354	56.4%	56.2%	59.6%
% of FP17s for the same patient ID Re-attending between 3 & 9 months - Adults	1,746	3,500	49.9%	51.3%	55.6%
% of FP17s for Band 1 Urgent Courses	463	4,505	10.3%	8.2%	8.9%
% of FP17s Relating to Free Repair or Replacements	44	4,505	1.0%	0.5%	0.7%
% of FP17s Relating to Continuations	117	4,505	2.6%	0.8%	0.7%
% of Patients satisfied with the dentistry they have received	8	11	72.7%	91.3%	93.3%
% of Patients satisfied with the time they had to wait for an appointment	10	11	90.9%	86.9%	88.0%

* This is based on patients treated on this contract for their most recent course of treatment. Figures in italics indicate the base number of FP17s or Patient Questionnaire responses are less than 100. N/A is shown where the base number of responses is less than 10 during the period. % is calculated as Quantity/Base number*100

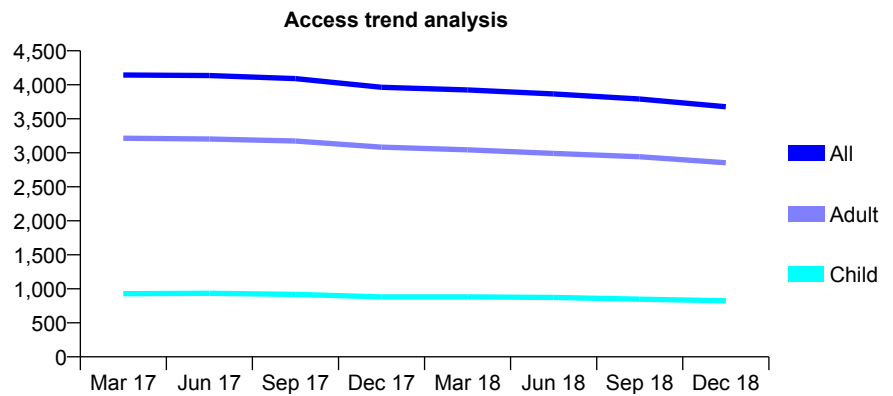
7A2 - Vital Signs At a Glance Contract Report for 169226/0001 - December 2018

Name or company name	Dr. N Patel, J Rai & Dr. N Kernahan
Contract type name	GDS Contract
Purpose of contract	General
Contract start date	01/08/2007
Contract end date	

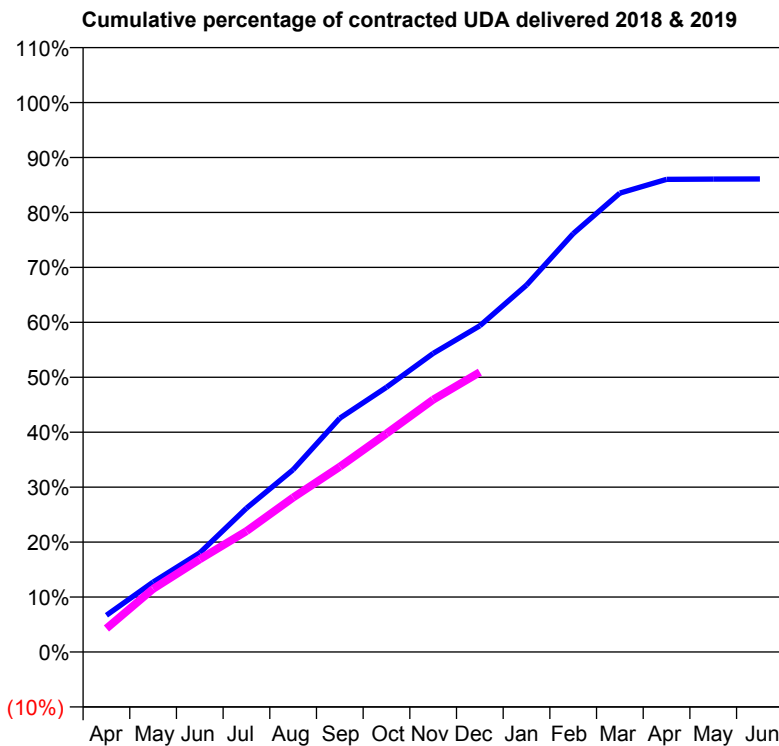
18/19 Contracted general activity (UDA)	11,500
Carry forward general activity (UDA)	-39
18/19 Contracted orthodontic activity (UOA)	0
Carry forward orthodontic activity (UOA)	0
Baseline contract value	£325,731.13

ACCESS*

Patients seen in 24 months	Total	Change since previous quarter
Quarter ending December 2017	3,964	
Quarter ending March 2018	3,925	→
Quarter ending June 2018	3,865	↓
Quarter ending September 2018	3,792	↓
Quarter ending December 2018	3,678	↓
Variance since December 2017	(7.2%)	↓



ACTIVITY



Month	Adjusted Scheduled Activity (UDA)	
	2018	2019
April	900	494
May	1,717	1,321
June	2,430	1,941
July	3,526	2,531
August	4,474	3,232
September	5,737	3,876
October	6,494	4,571
November	7,325	5,282
December	8,002	5,856
January	9,001	
February	10,264	
March	11,256	
April	11,594	
May	11,600	
June	11,602	

QUALITY

	Quantity	Base Number	Contract	LHB	Wales
% of FP17s for the same patient ID Re-attending within 3 months - Children	45	681	6.6%	7.9%	10.9%
% of FP17s for the same patient ID Re-attending within 3 months - Adults	420	2,790	15.1%	11.7%	15.6%
% of FP17s for the same patient ID Re-attending between 3 & 9 months - Children	400	681	58.7%	56.2%	59.6%
% of FP17s for the same patient ID Re-attending between 3 & 9 months - Adults	1,698	2,790	60.9%	51.3%	55.6%
% of FP17s for Band 1 Urgent Courses	262	3,303	7.9%	8.2%	8.9%
% of FP17s Relating to Free Repair or Replacements	36	3,303	1.1%	0.5%	0.7%
% of FP17s Relating to Continuations	82	3,303	2.5%	0.8%	0.7%
% of Patients satisfied with the dentistry they have received	11	14	78.6%	91.3%	93.3%
% of Patients satisfied with the time they had to wait for an appointment	12	14	85.7%	86.9%	88.0%

* This is based on patients treated on this contract for their most recent course of treatment. Figures in italics indicate the base number of FP17s or Patient Questionnaire responses are less than 100. N/A is shown where the base number of responses is less than 10 during the period. % is calculated as Quantity/Base number*100

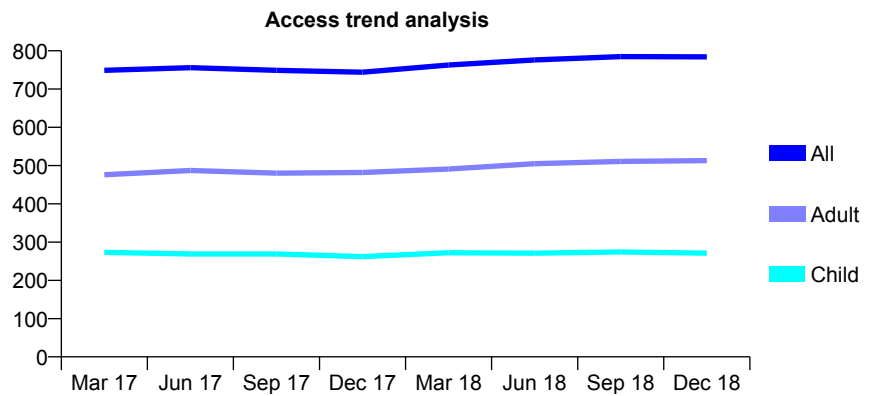
7A2 - Vital Signs At a Glance Contract Report for 172243/0001 - December 2018

Name or company name	Adrian Chiriac
Contract type name	GDS Contract
Purpose of contract	General
Contract start date	01/04/2011
Contract end date	

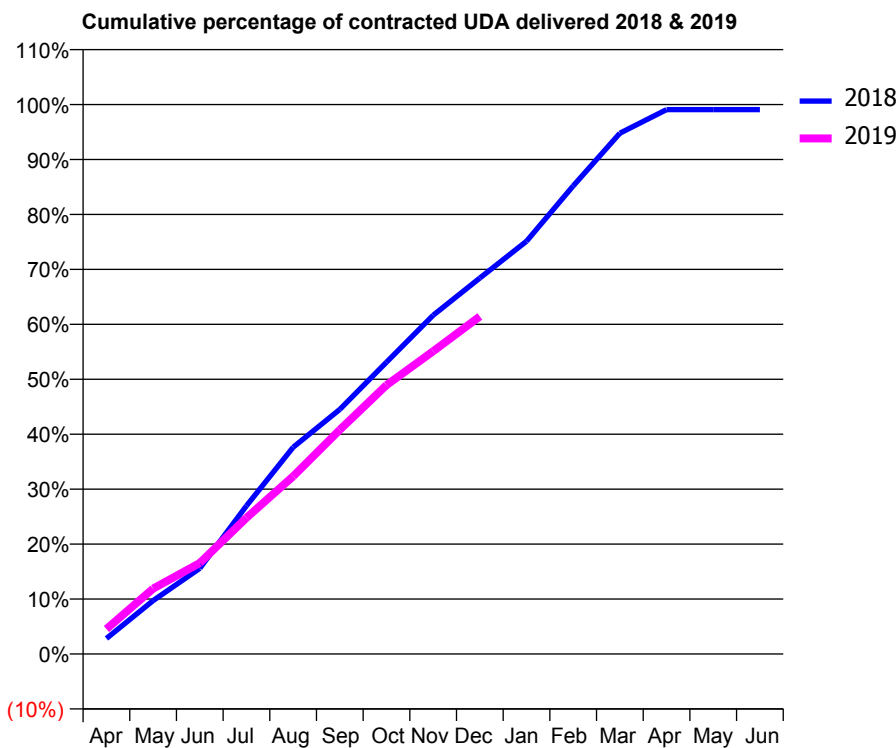
18/19 Contracted general activity (UDA)	2,192
Carry forward general activity (UDA)	21
18/19 Contracted orthodontic activity (UOA)	0
Carry forward orthodontic activity (UOA)	0
Baseline contract value	£62,015.88

ACCESS*

Patients seen in 24 months	Total	Change since previous quarter
Quarter ending December 2017	744	
Quarter ending March 2018	763	↑
Quarter ending June 2018	776	→
Quarter ending September 2018	785	→
Quarter ending December 2018	784	→
Variance since December 2017	5.4%	↑



ACTIVITY



Month	Adjusted Scheduled Activity (UDA)	
	2018	2019
April	62	100
May	213	261
June	342	363
July	591	543
August	825	709
September	976	894
October	1,164	1,073
November	1,351	1,208
December	1,500	1,347
January	1,647	
February	1,867	
March	2,077	
April	2,171	
May	2,171	
June	2,171	

QUALITY

	Quantity	Base Number	Contract	LHB	Wales
% of FP17s for the same patient ID Re-attending within 3 months - Children	33	376	8.8%	7.9%	10.9%
% of FP17s for the same patient ID Re-attending within 3 months - Adults	89	552	16.1%	11.7%	15.6%
% of FP17s for the same patient ID Re-attending between 3 & 9 months - Children	272	376	72.3%	56.2%	59.6%
% of FP17s for the same patient ID Re-attending between 3 & 9 months - Adults	316	552	57.2%	51.3%	55.6%
% of FP17s for Band 1 Urgent Courses	128	867	14.8%	8.2%	8.9%
% of FP17s Relating to Free Repair or Replacements	0	867	0.0%	0.5%	0.7%
% of FP17s Relating to Continuations	2	867	0.2%	0.8%	0.7%
% of Patients satisfied with the dentistry they have received	4	5	N/A	91.3%	93.3%
% of Patients satisfied with the time they had to wait for an appointment	4	5	N/A	86.9%	88.0%

* This is based on patients treated on this contract for their most recent course of treatment. Figures in italics indicate the base number of FP17s or Patient Questionnaire responses are less than 100. N/A is shown where the base number of responses is less than 10 during the period. % is calculated as Quantity/Base number*100

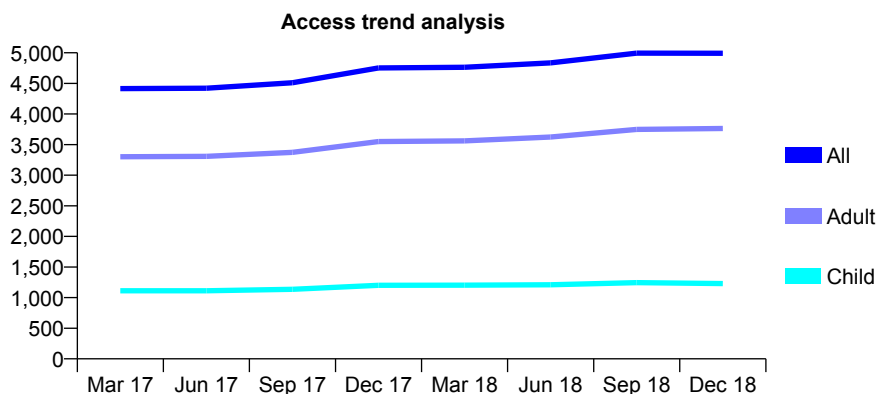
7A2 - Vital Signs At a Glance Contract Report for 175714/0001 - December 2018

Name or company name	MSC Universal Limited
Contract type name	GDS Contract
Purpose of contract	General
Contract start date	01/12/2010
Contract end date	

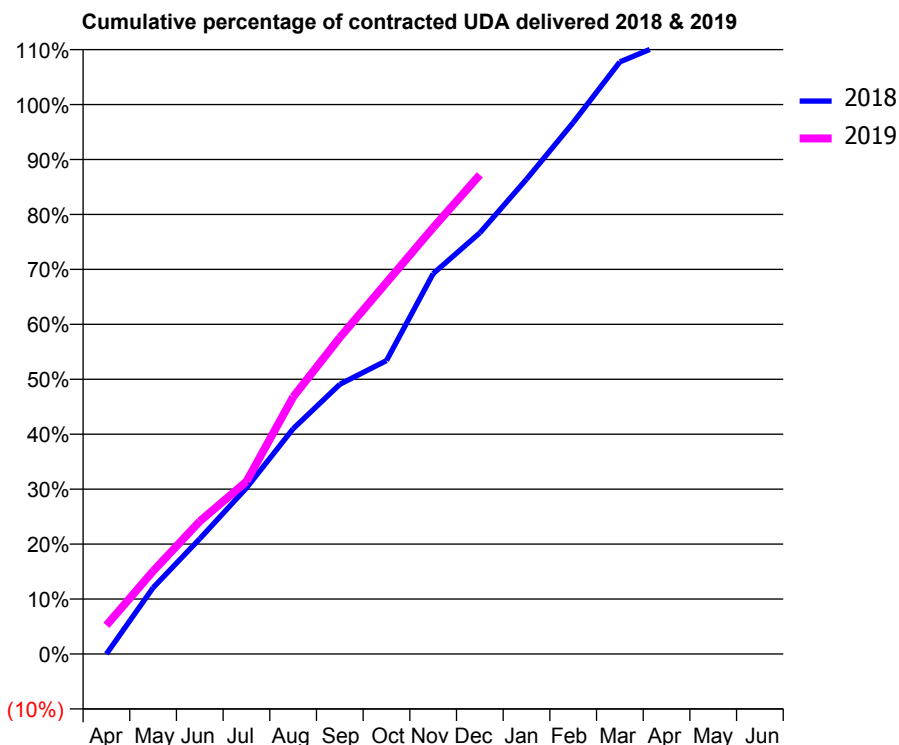
18/19 Contracted general activity (UDA)	15,000
Carry forward general activity (UDA)	-27
18/19 Contracted orthodontic activity (UOA)	0
Carry forward orthodontic activity (UOA)	0
Baseline contract value	£461,746.10

ACCESS*

Patients seen in 24 months	Total	Change since previous quarter
Quarter ending December 2017	4,753	
Quarter ending March 2018	4,764	→
Quarter ending June 2018	4,835	→
Quarter ending September 2018	4,995	↑
Quarter ending December 2018	4,993	→
Variance since December 2017	5.0%	↑



ACTIVITY



Month	Adjusted Scheduled Activity (UDA)	
	2018	2019
April	0	785
May	1,810	2,264
June	3,148	3,624
July	4,533	4,710
August	6,149	7,015
September	7,363	8,640
October	8,010	10,138
November	10,383	11,640
December	11,497	13,080
January	12,960	
February	14,507	
March	16,165	
April	16,692	
May	16,698	
June	16,698	

QUALITY

	Quantity	Base Number	Contract	LHB	Wales
% of FP17s for the same patient ID Re-attending within 3 months - Children	73	1,467	5.0%	7.9%	10.9%
% of FP17s for the same patient ID Re-attending within 3 months - Adults	523	4,640	11.3%	11.7%	15.6%
% of FP17s for the same patient ID Re-attending between 3 & 9 months - Children	1,004	1,467	68.4%	56.2%	59.6%
% of FP17s for the same patient ID Re-attending between 3 & 9 months - Adults	3,051	4,640	65.8%	51.3%	55.6%
% of FP17s for Band 1 Urgent Courses	236	5,879	4.0%	8.2%	8.9%
% of FP17s Relating to Free Repair or Replacements	46	5,879	0.8%	0.5%	0.7%
% of FP17s Relating to Continuations	135	5,879	2.3%	0.8%	0.7%
% of Patients satisfied with the dentistry they have received	19	20	95.0%	91.3%	93.3%
% of Patients satisfied with the time they had to wait for an appointment	20	20	100.0%	86.9%	88.0%

* This is based on patients treated on this contract for their most recent course of treatment. Figures in italics indicate the base number of FP17s or Patient Questionnaire responses are less than 100. N/A is shown where the base number of responses is less than 10 during the period. % is calculated as Quantity/Base number*100

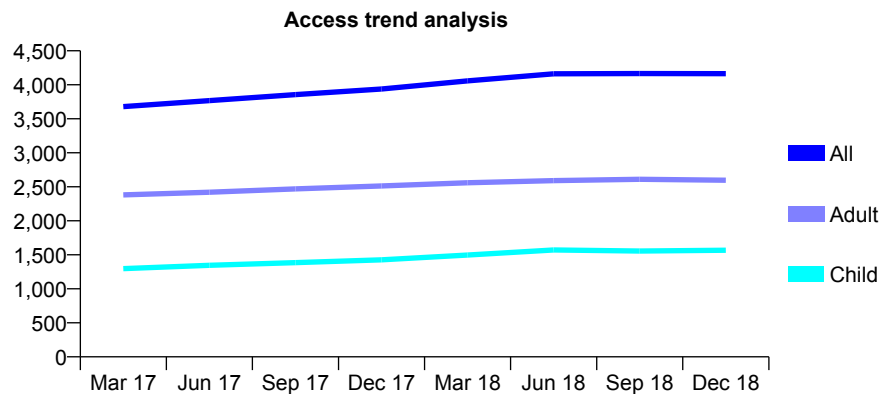
7A2 - Vital Signs At a Glance Contract Report for 177342/0001 - December 2018

Name or company name	Whitecross Partnership Account
Contract type name	GDS Contract
Purpose of contract	General
Contract start date	01/01/2009
Contract end date	

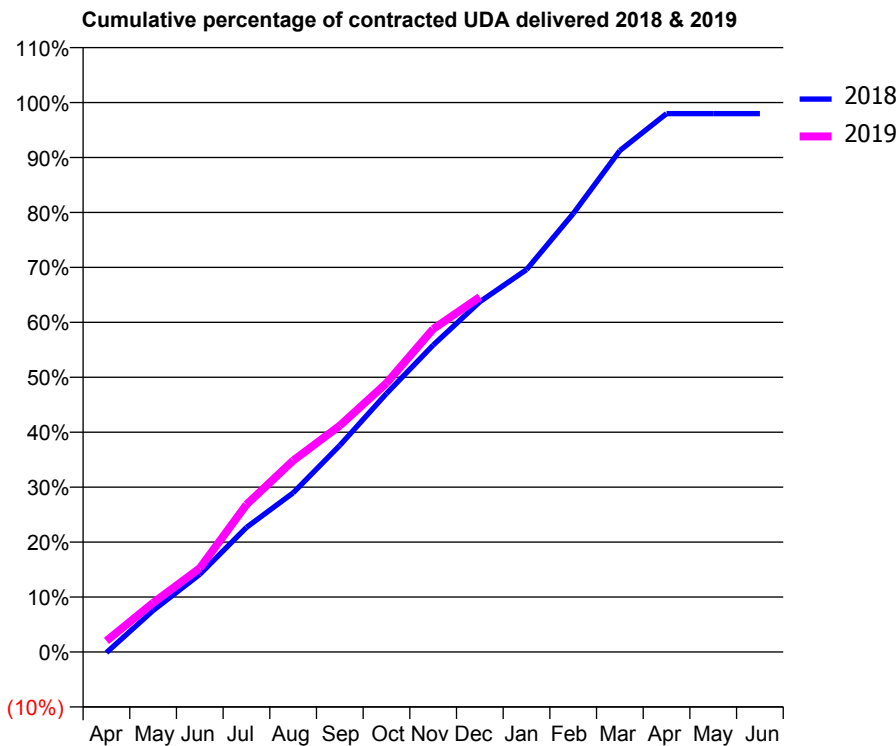
18/19 Contracted general activity (UDA)	11,593
Carry forward general activity (UDA)	236
18/19 Contracted orthodontic activity (UOA)	0
Carry forward orthodontic activity (UOA)	0
Baseline contract value	£407,907.96

ACCESS*

Patients seen in 24 months	Total	Change since previous quarter
Quarter ending December 2017	3,938	
Quarter ending March 2018	4,058	↑
Quarter ending June 2018	4,162	↑
Quarter ending September 2018	4,166	→
Quarter ending December 2018	4,164	→
Variance since December 2017	5.7%	↑



ACTIVITY



Month	Adjusted Scheduled Activity (UDA)	
	2018	2019
April	-17	235
May	877	1,036
June	1,638	1,769
July	2,629	3,111
August	3,359	4,038
September	4,360	4,776
October	5,453	5,674
November	6,474	6,816
December	7,390	7,492
January	8,066	
February	9,249	
March	10,580	
April	11,357	
May	11,357	
June	11,357	

QUALITY

	Quantity	Base Number	Contract	LHB	Wales
% of FP17s for the same patient ID Re-attending within 3 months - Children	119	1,559	7.6%	7.9%	10.9%
% of FP17s for the same patient ID Re-attending within 3 months - Adults	326	2,537	12.8%	11.7%	15.6%
% of FP17s for the same patient ID Re-attending between 3 & 9 months - Children	814	1,559	52.2%	56.2%	59.6%
% of FP17s for the same patient ID Re-attending between 3 & 9 months - Adults	1,378	2,537	54.3%	51.3%	55.6%
% of FP17s for Band 1 Urgent Courses	304	3,801	8.0%	8.2%	8.9%
% of FP17s Relating to Free Repair or Replacements	19	3,801	0.5%	0.5%	0.7%
% of FP17s Relating to Continuations	24	3,801	0.6%	0.8%	0.7%
% of Patients satisfied with the dentistry they have received	16	16	100.0%	91.3%	93.3%
% of Patients satisfied with the time they had to wait for an appointment	14	16	87.5%	86.9%	88.0%

* This is based on patients treated on this contract for their most recent course of treatment. Figures in italics indicate the base number of FP17s or Patient Questionnaire responses are less than 100. N/A is shown where the base number of responses is less than 10 during the period. % is calculated as Quantity/Base number*100

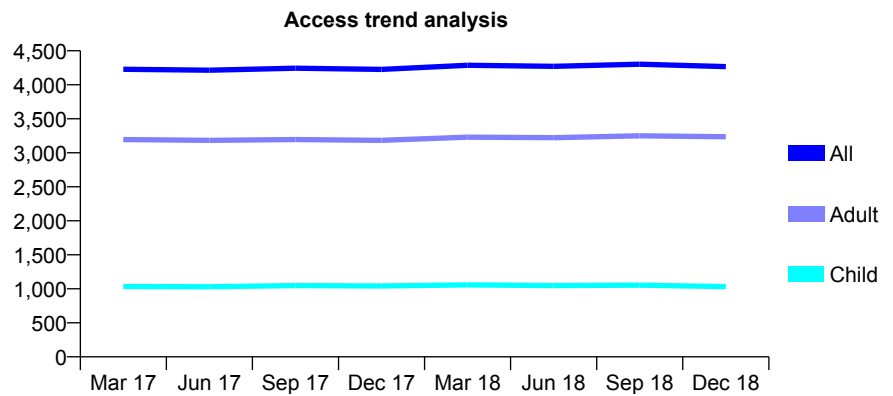
7A2 - Vital Signs At a Glance Contract Report for 187429/0001 - December 2018

Name or company name	Fifield & Borsden
Contract type name	GDS Contract
Purpose of contract	General
Contract start date	01/04/2006
Contract end date	

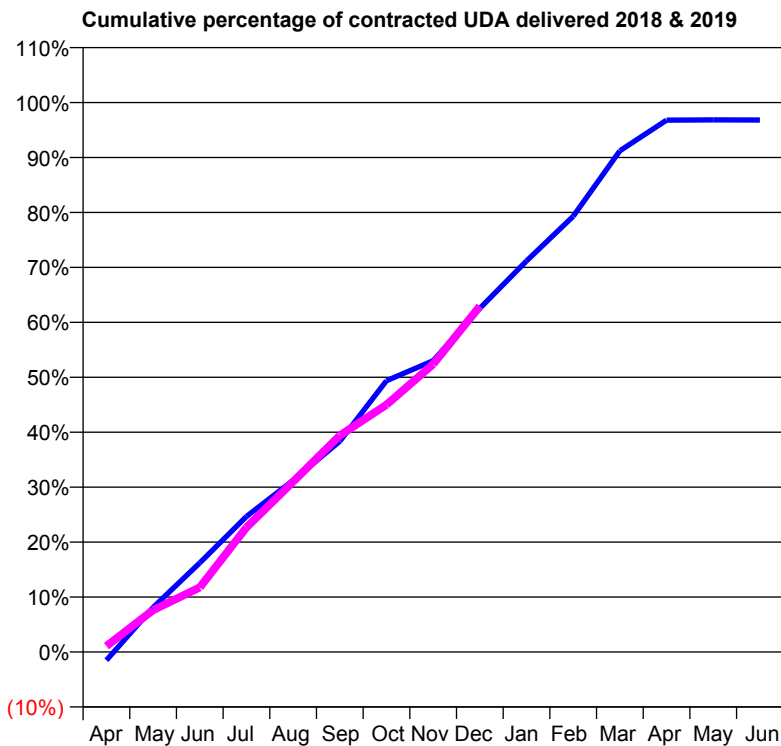
18/19 Contracted general activity (UDA)	15,000
Carry forward general activity (UDA)	477
18/19 Contracted orthodontic activity (UOA)	0
Carry forward orthodontic activity (UOA)	0
Baseline contract value	£359,579.34

ACCESS*

Patients seen in 24 months	Total	Change since previous quarter
Quarter ending December 2017	4,226	
Quarter ending March 2018	4,287	→
Quarter ending June 2018	4,271	→
Quarter ending September 2018	4,303	→
Quarter ending December 2018	4,268	→
Variance since December 2017	1.0%	→



ACTIVITY



Month	Adjusted Scheduled Activity (UDA)	
	2018	2019
April	-229	161
May	1,217	1,146
June	2,432	1,764
July	3,700	3,403
August	4,685	4,651
September	5,751	5,910
October	7,406	6,749
November	7,951	7,858
December	9,381	9,441
January	10,675	
February	11,893	
March	13,681	
April	14,519	
May	14,526	
June	14,523	

QUALITY

	Quantity	Base Number	Contract	LHB	Wales
% of FP17s for the same patient ID Re-attending within 3 months - Children	92	1,448	6.4%	7.9%	10.9%
% of FP17s for the same patient ID Re-attending within 3 months - Adults	566	4,187	13.5%	11.7%	15.6%
% of FP17s for the same patient ID Re-attending between 3 & 9 months - Children	1,106	1,448	76.4%	56.2%	59.6%
% of FP17s for the same patient ID Re-attending between 3 & 9 months - Adults	2,859	4,187	68.3%	51.3%	55.6%
% of FP17s for Band 1 Urgent Courses	341	5,195	6.6%	8.2%	8.9%
% of FP17s Relating to Free Repair or Replacements	40	5,195	0.8%	0.5%	0.7%
% of FP17s Relating to Continuations	28	5,195	0.5%	0.8%	0.7%
% of Patients satisfied with the dentistry they have received	7	9	N/A	91.3%	93.3%
% of Patients satisfied with the time they had to wait for an appointment	7	9	N/A	86.9%	88.0%

* This is based on patients treated on this contract for their most recent course of treatment. Figures in italics indicate the base number of FP17s or Patient Questionnaire responses are less than 100. N/A is shown where the base number of responses is less than 10 during the period. % is calculated as Quantity/Base number*100

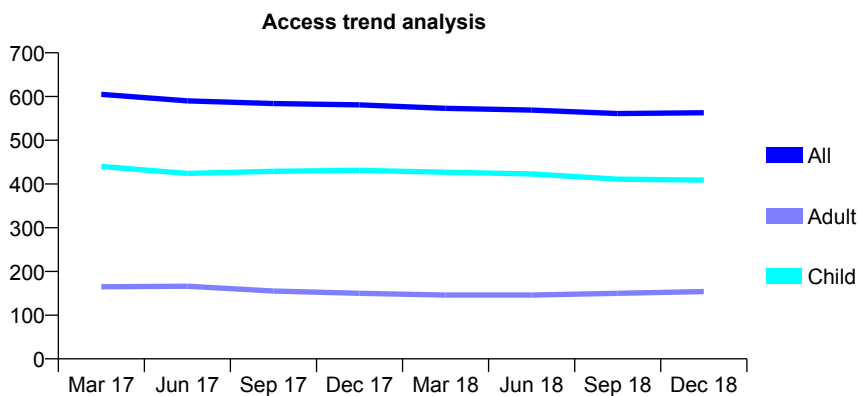
7A2 - Vital Signs At a Glance Contract Report for 212970/0001 - December 2018

Name or company name	MRS SJ JOHNSON
Contract type name	GDS Contract
Purpose of contract	General
Contract start date	01/06/2006
Contract end date	

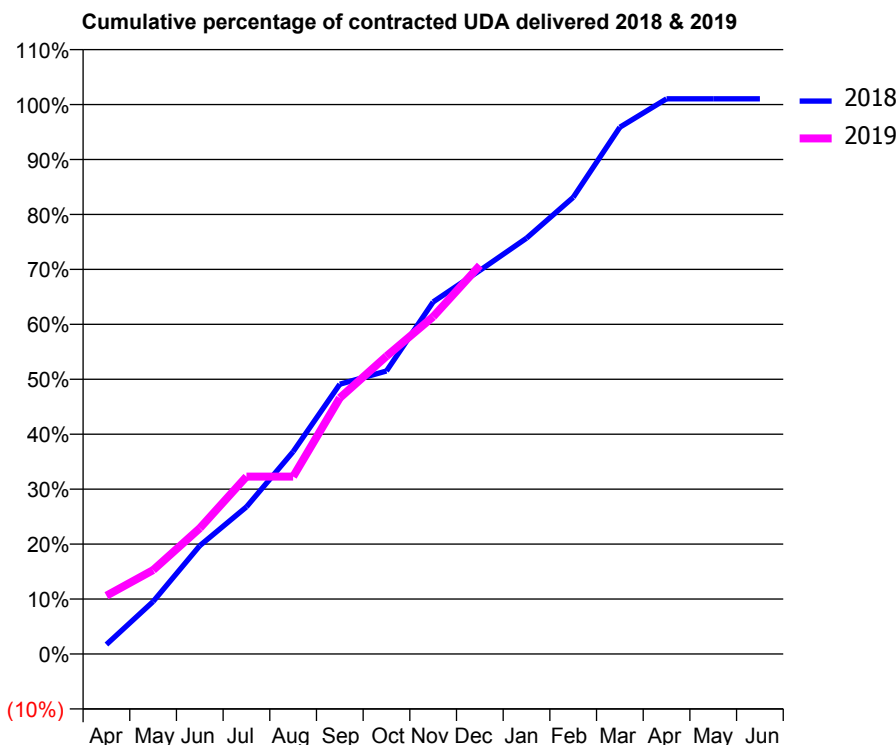
18/19 Contracted general activity (UDA)	1,150
Carry forward general activity (UDA)	-48
18/19 Contracted orthodontic activity (UOA)	0
Carry forward orthodontic activity (UOA)	0
Baseline contract value	£32,105.80

ACCESS*

Patients seen in 24 months	Total	Change since previous quarter
Quarter ending December 2017	581	
Quarter ending March 2018	573	↓
Quarter ending June 2018	569	→
Quarter ending September 2018	561	↓
Quarter ending December 2018	563	→
Variance since December 2017	(3.1%)	↓



ACTIVITY



Month	Adjusted Scheduled Activity (UDA)	
	2018	2019
April	20	122
May	110	176
June	227	263
July	308	371
August	423	371
September	565	536
October	592	623
November	737	706
December	803	813
January	870	
February	956	
March	1,102	
April	1,162	
May	1,162	
June	1,162	

QUALITY

	Quantity	Base Number	Contract	LHB	Wales
% of FP17s for the same patient ID Re-attending within 3 months - Children	35	444	7.9%	7.9%	10.9%
% of FP17s for the same patient ID Re-attending within 3 months - Adults	21	110	19.1%	11.7%	15.6%
% of FP17s for the same patient ID Re-attending between 3 & 9 months - Children	261	444	58.8%	56.2%	59.6%
% of FP17s for the same patient ID Re-attending between 3 & 9 months - Adults	30	110	27.3%	51.3%	55.6%
% of FP17s for Band 1 Urgent Courses	57	515	11.1%	8.2%	8.9%
% of FP17s Relating to Free Repair or Replacements	0	515	0.0%	0.5%	0.7%
% of FP17s Relating to Continuations	2	515	0.4%	0.8%	0.7%
% of Patients satisfied with the dentistry they have received	3	3	N/A	91.3%	93.3%
% of Patients satisfied with the time they had to wait for an appointment	2	3	N/A	86.9%	88.0%

* This is based on patients treated on this contract for their most recent course of treatment. Figures in italics indicate the base number of FP17s or Patient Questionnaire responses are less than 100. N/A is shown where the base number of responses is less than 10 during the period. % is calculated as Quantity/Base number*100

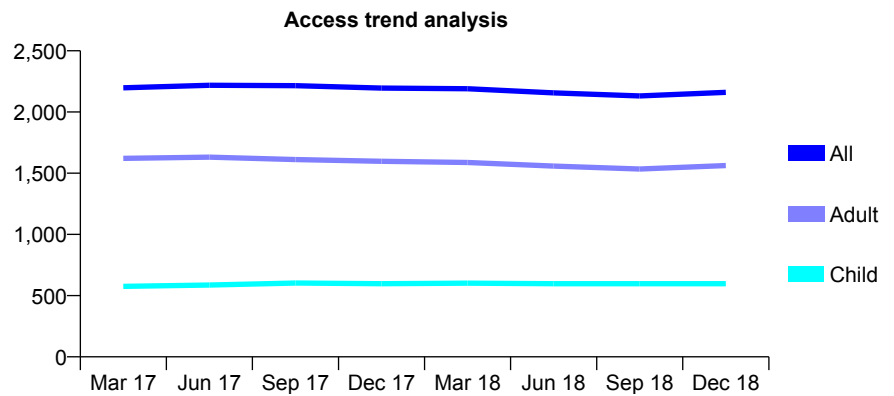
7A2 - Vital Signs At a Glance Contract Report for 222763/0001 - December 2018

Name or company name	MR EW DANIELS
Contract type name	GDS Contract
Purpose of contract	General
Contract start date	01/11/2007
Contract end date	

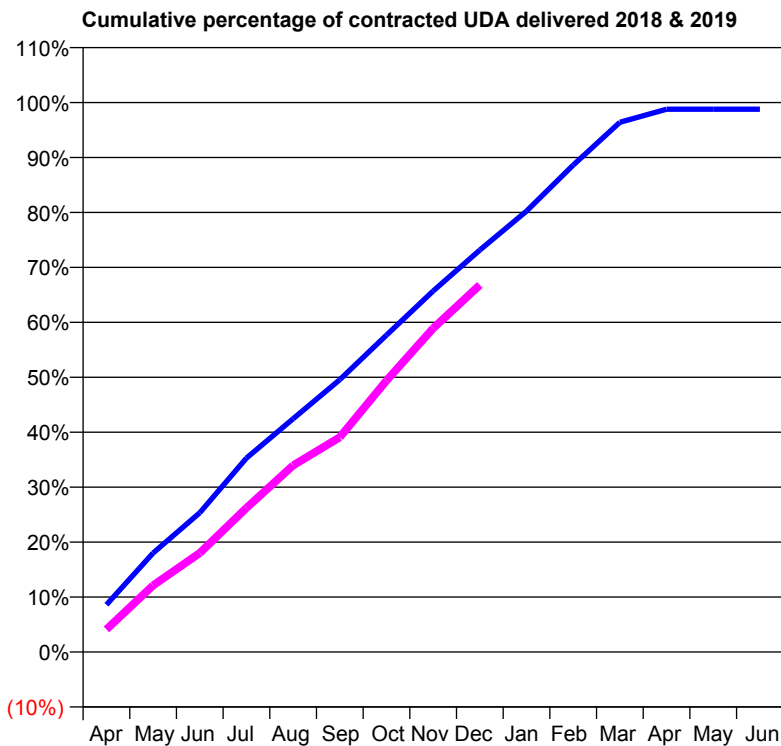
18/19 Contracted general activity (UDA)	5,820
Carry forward general activity (UDA)	70
18/19 Contracted orthodontic activity (UOA)	0
Carry forward orthodontic activity (UOA)	0
Baseline contract value	£143,826.79

ACCESS*

Patients seen in 24 months	Total	Change since previous quarter
Quarter ending December 2017	2,195	
Quarter ending March 2018	2,190	→
Quarter ending June 2018	2,156	↓
Quarter ending September 2018	2,131	↓
Quarter ending December 2018	2,161	→
Variance since December 2017	(1.5%)	↓



ACTIVITY



Month	Adjusted Scheduled Activity (UDA)	
	2018	2019
April	500	239
May	1,048	706
June	1,475	1,049
July	2,054	1,526
August	2,470	1,976
September	2,885	2,275
October	3,357	2,875
November	3,823	3,428
December	4,258	3,887
January	4,669	
February	5,157	
March	5,611	
April	5,749	
May	5,749	
June	5,750	

QUALITY

	Quantity	Base Number	Contract	LHB	Wales
% of FP17s for the same patient ID Re-attending within 3 months - Children	36	716	5.0%	7.9%	10.9%
% of FP17s for the same patient ID Re-attending within 3 months - Adults	148	1,689	8.8%	11.7%	15.6%
% of FP17s for the same patient ID Re-attending between 3 & 9 months - Children	497	716	69.4%	56.2%	59.6%
% of FP17s for the same patient ID Re-attending between 3 & 9 months - Adults	912	1,689	54.0%	51.3%	55.6%
% of FP17s for Band 1 Urgent Courses	84	2,316	3.6%	8.2%	8.9%
% of FP17s Relating to Free Repair or Replacements	5	2,316	0.2%	0.5%	0.7%
% of FP17s Relating to Continuations	4	2,316	0.2%	0.8%	0.7%
% of Patients satisfied with the dentistry they have received	7	8	N/A	91.3%	93.3%
% of Patients satisfied with the time they had to wait for an appointment	6	8	N/A	86.9%	88.0%

* This is based on patients treated on this contract for their most recent course of treatment. Figures in italics indicate the base number of FP17s or Patient Questionnaire responses are less than 100. N/A is shown where the base number of responses is less than 10 during the period. % is calculated as Quantity/Base number*100

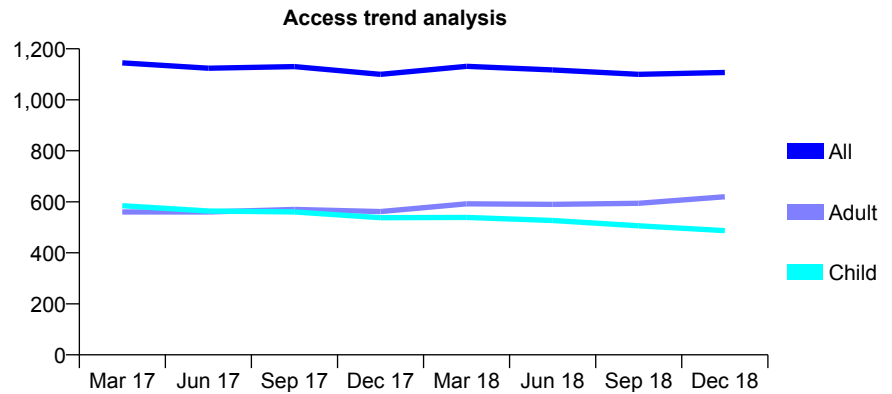
7A2 - Vital Signs At a Glance Contract Report for 273260/0001 - December 2018

Name or company name	Portfield Dental Surgery
Contract type name	GDS Contract
Purpose of contract	General
Contract start date	01/02/2014
Contract end date	

18/19 Contracted general activity (UDA)	2,776
Carry forward general activity (UDA)	138
18/19 Contracted orthodontic activity (UOA)	0
Carry forward orthodontic activity (UOA)	0
Baseline contract value	£79,082.67

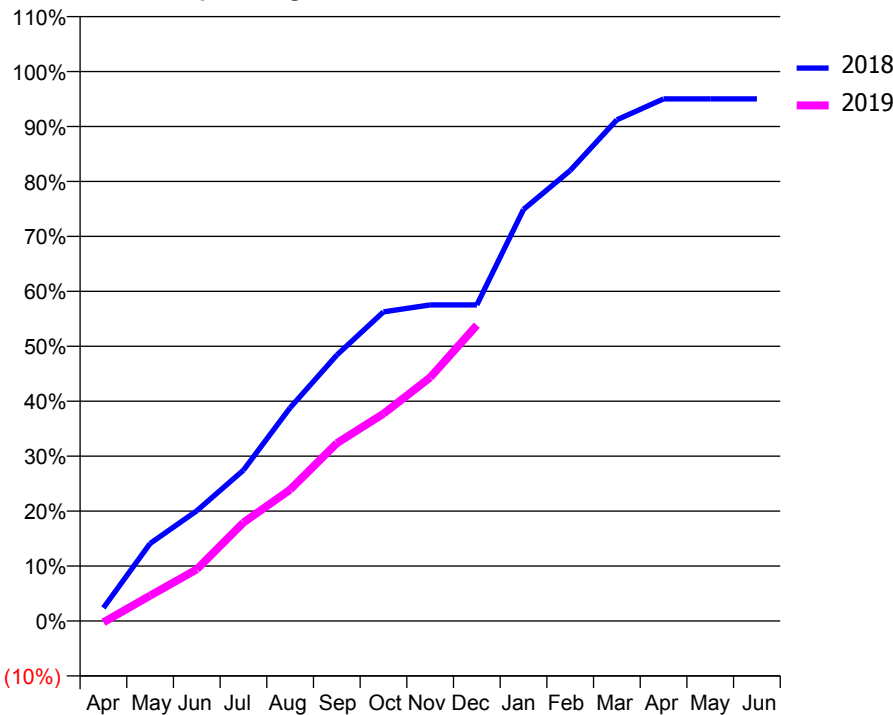
ACCESS*

Patients seen in 24 months	Total	Change since previous quarter
Quarter ending December 2017	1,100	
Quarter ending March 2018	1,131	↑
Quarter ending June 2018	1,117	↓
Quarter ending September 2018	1,100	↓
Quarter ending December 2018	1,107	→
Variance since December 2017	0.6%	→



ACTIVITY

Cumulative percentage of contracted UDA delivered 2018 & 2019



Month	Adjusted Scheduled Activity (UDA)	
	2018	2019
April	67	-7
May	392	128
June	557	261
July	762	497
August	1,077	664
September	1,343	898
October	1,562	1,047
November	1,597	1,230
December	1,597	1,494
January	2,079	
February	2,276	
March	2,532	
April	2,638	
May	2,638	
June	2,638	

QUALITY

	Quantity	Base Number	Contract	LHB	Wales
% of FP17s for the same patient ID Re-attending within 3 months - Children	36	582	6.2%	7.9%	10.9%
% of FP17s for the same patient ID Re-attending within 3 months - Adults	67	563	11.9%	11.7%	15.6%
% of FP17s for the same patient ID Re-attending between 3 & 9 months - Children	402	582	69.1%	56.2%	59.6%
% of FP17s for the same patient ID Re-attending between 3 & 9 months - Adults	300	563	53.3%	51.3%	55.6%
% of FP17s for Band 1 Urgent Courses	197	1,070	18.4%	8.2%	8.9%
% of FP17s Relating to Free Repair or Replacements	0	1,070	0.0%	0.5%	0.7%
% of FP17s Relating to Continuations	0	1,070	0.0%	0.8%	0.7%
% of Patients satisfied with the dentistry they have received	14	17	82.4%	91.3%	93.3%
% of Patients satisfied with the time they had to wait for an appointment	15	17	88.2%	86.9%	88.0%

* This is based on patients treated on this contract for their most recent course of treatment. Figures in italics indicate the base number of FP17s or Patient Questionnaire responses are less than 100. N/A is shown where the base number of responses is less than 10 during the period. % is calculated as Quantity/Base number*100

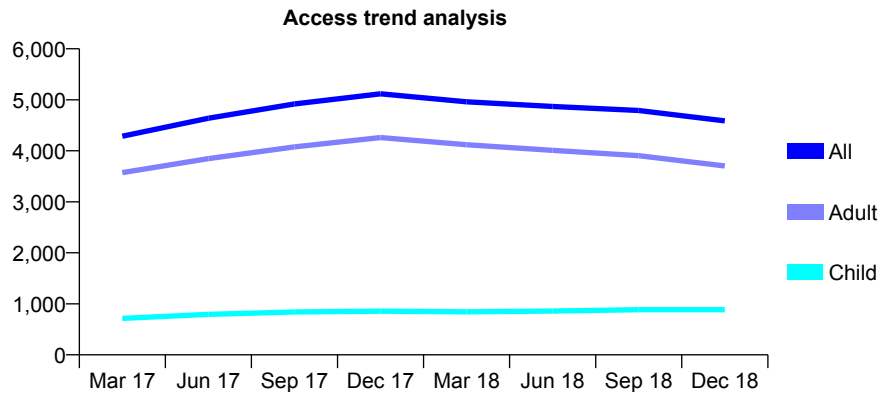
7A2 - Vital Signs At a Glance Contract Report for 282928/0001 - December 2018

Name or company name	MR JR HAYDEN
Contract type name	Pilot Contract
Purpose of contract	General
Contract start date	14/02/2014
Contract end date	

18/19 Contracted general activity (UDA)	14,686
Carry forward general activity (UDA)	305
18/19 Contracted orthodontic activity (UOA)	0
Carry forward orthodontic activity (UOA)	0
Baseline contract value	£372,884.64

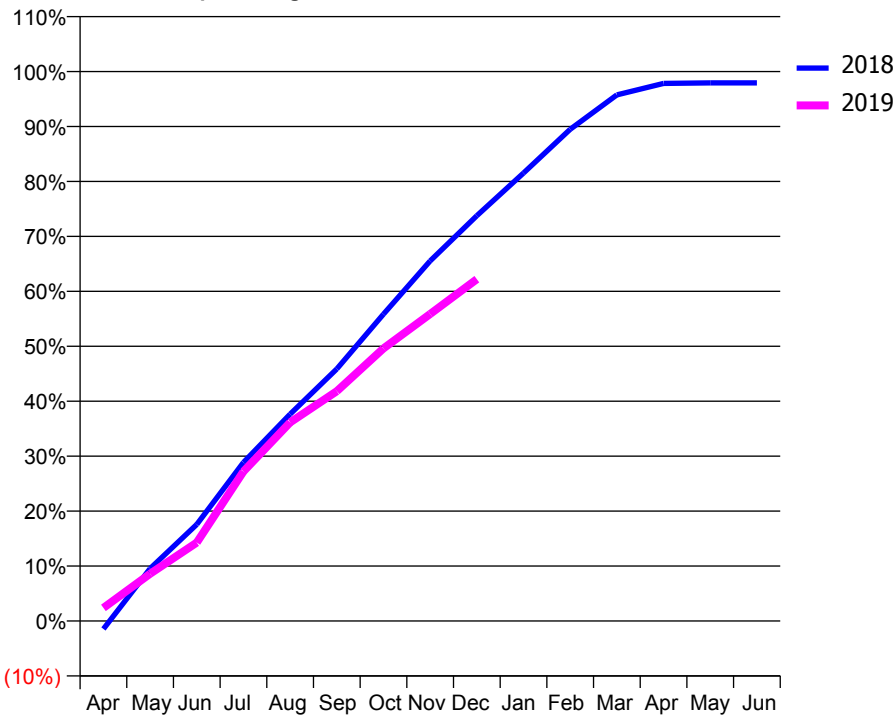
ACCESS*

Patients seen in 24 months	Total	Change since previous quarter
Quarter ending December 2017	5,118	
Quarter ending March 2018	4,962	↓
Quarter ending June 2018	4,868	↓
Quarter ending September 2018	4,790	↓
Quarter ending December 2018	4,588	↓
Variance since December 2017	(10.4%)	↓



ACTIVITY

Cumulative percentage of contracted UDA delivered 2018 & 2019



Month	Adjusted Scheduled Activity (UDA)	
	2018	2019
April	-215	352
May	1,402	1,263
June	2,582	2,096
July	4,240	3,995
August	5,531	5,309
September	6,739	6,142
October	8,202	7,286
November	9,625	8,205
December	10,832	9,134
January	11,971	
February	13,143	
March	14,061	
April	14,367	
May	14,381	
June	14,381	

QUALITY

	Quantity	Base Number	Contract	LHB	Wales
% of FP17s for the same patient ID Re-attending within 3 months - Children	61	1,084	5.6%	7.9%	10.9%
% of FP17s for the same patient ID Re-attending within 3 months - Adults	619	3,993	15.5%	11.7%	15.6%
% of FP17s for the same patient ID Re-attending between 3 & 9 months - Children	695	1,084	64.1%	56.2%	59.6%
% of FP17s for the same patient ID Re-attending between 3 & 9 months - Adults	2,439	3,993	61.1%	51.3%	55.6%
% of FP17s for Band 1 Urgent Courses	452	4,899	9.2%	8.2%	8.9%
% of FP17s Relating to Free Repair or Replacements	64	4,899	1.3%	0.5%	0.7%
% of FP17s Relating to Continuations	22	4,899	0.4%	0.8%	0.7%
% of Patients satisfied with the dentistry they have received	13	14	92.9%	91.3%	93.3%
% of Patients satisfied with the time they had to wait for an appointment	14	14	100.0%	86.9%	88.0%

* This is based on patients treated on this contract for their most recent course of treatment. Figures in italics indicate the base number of FP17s or Patient Questionnaire responses are less than 100. N/A is shown where the base number of responses is less than 10 during the period. % is calculated as Quantity/Base number*100

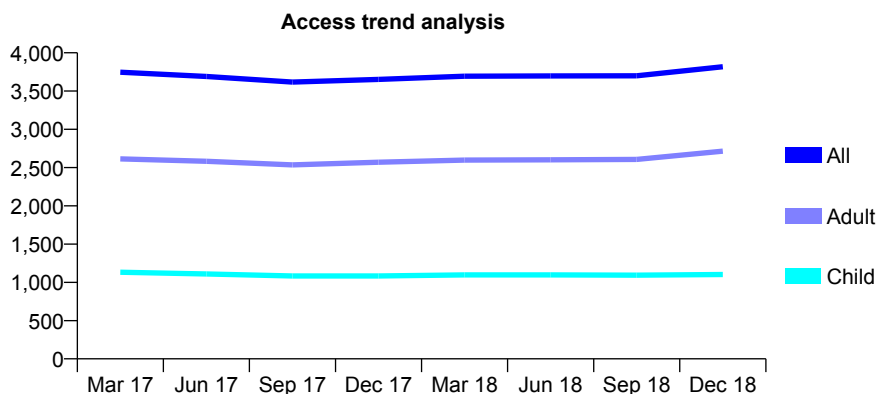
7A2 - Vital Signs At a Glance Contract Report for 573361/0001 - December 2018

Name or company name	MR D CLARKE
Contract type name	GDS Contract
Purpose of contract	General
Contract start date	01/04/2006
Contract end date	

18/19 Contracted general activity (UDA)	9,242
Carry forward general activity (UDA)	634
18/19 Contracted orthodontic activity (UOA)	0
Carry forward orthodontic activity (UOA)	0
Baseline contract value	£315,576.23

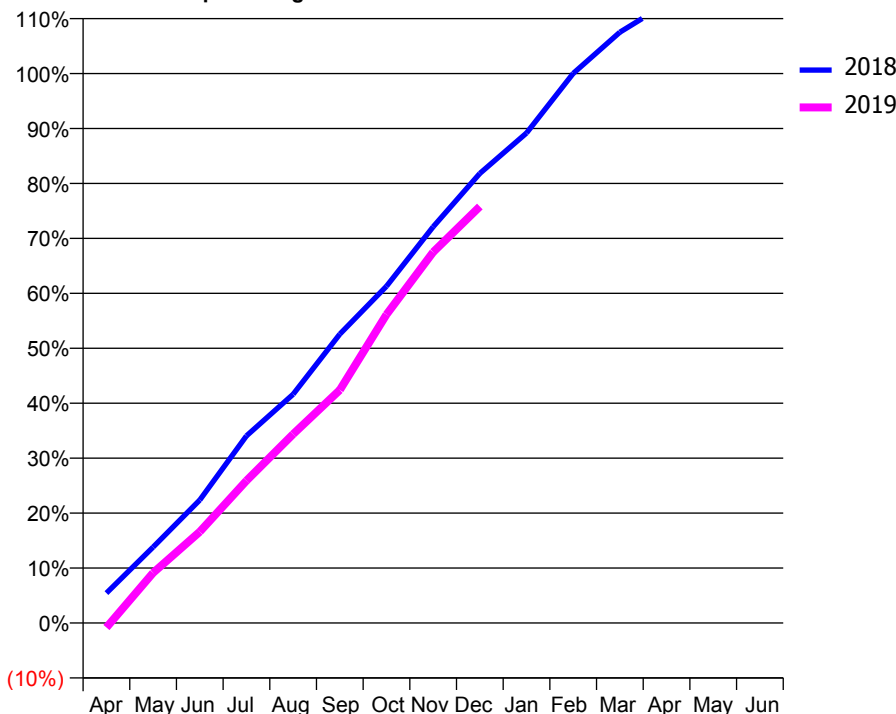
ACCESS*

Patients seen in 24 months	Total	Change since previous quarter
Quarter ending December 2017	3,653	
Quarter ending March 2018	3,694	→
Quarter ending June 2018	3,698	→
Quarter ending September 2018	3,700	→
Quarter ending December 2018	3,817	↑
Variance since December 2017	4.5%	↑



ACTIVITY

Cumulative percentage of contracted UDA delivered 2018 & 2019



Adjusted Scheduled Activity (UDA)

Month	2018	2019
April	504	-78
May	1,277	844
June	2,070	1,535
July	3,148	2,393
August	3,847	3,178
September	4,860	3,918
October	5,664	5,188
November	6,664	6,239
December	7,561	7,006
January	8,240	
February	9,244	
March	9,937	
April	10,416	
May	10,412	
June	10,428	

QUALITY

	Quantity	Base Number	Contract	LHB	Wales
% of FP17s for the same patient ID Re-attending within 3 months - Children	36	1,207	3.0%	7.9%	10.9%
% of FP17s for the same patient ID Re-attending within 3 months - Adults	217	2,289	9.5%	11.7%	15.6%
% of FP17s for the same patient ID Re-attending between 3 & 9 months - Children	698	1,207	57.8%	56.2%	59.6%
% of FP17s for the same patient ID Re-attending between 3 & 9 months - Adults	967	2,289	42.2%	51.3%	55.6%
% of FP17s for Band 1 Urgent Courses	429	3,293	13.0%	8.2%	8.9%
% of FP17s Relating to Free Repair or Replacements	1	3,293	0.0%	0.5%	0.7%
% of FP17s Relating to Continuations	7	3,293	0.2%	0.8%	0.7%
% of Patients satisfied with the dentistry they have received	14	14	100.0%	91.3%	93.3%
% of Patients satisfied with the time they had to wait for an appointment	12	14	85.7%	86.9%	88.0%

* This is based on patients treated on this contract for their most recent course of treatment. Figures in italics indicate the base number of FP17s or Patient Questionnaire responses are less than 100. N/A is shown where the base number of responses is less than 10 during the period. % is calculated as Quantity/Base number*100

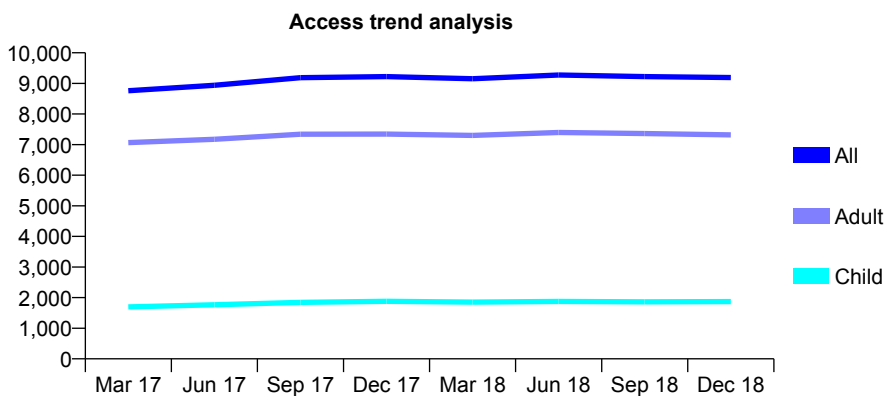
7A2 - Vital Signs At a Glance Contract Report for 648671/0001 - December 2018

Name or company name	MR AJ BEAZLEY
Contract type name	GDS Contract
Purpose of contract	General
Contract start date	01/04/2006
Contract end date	

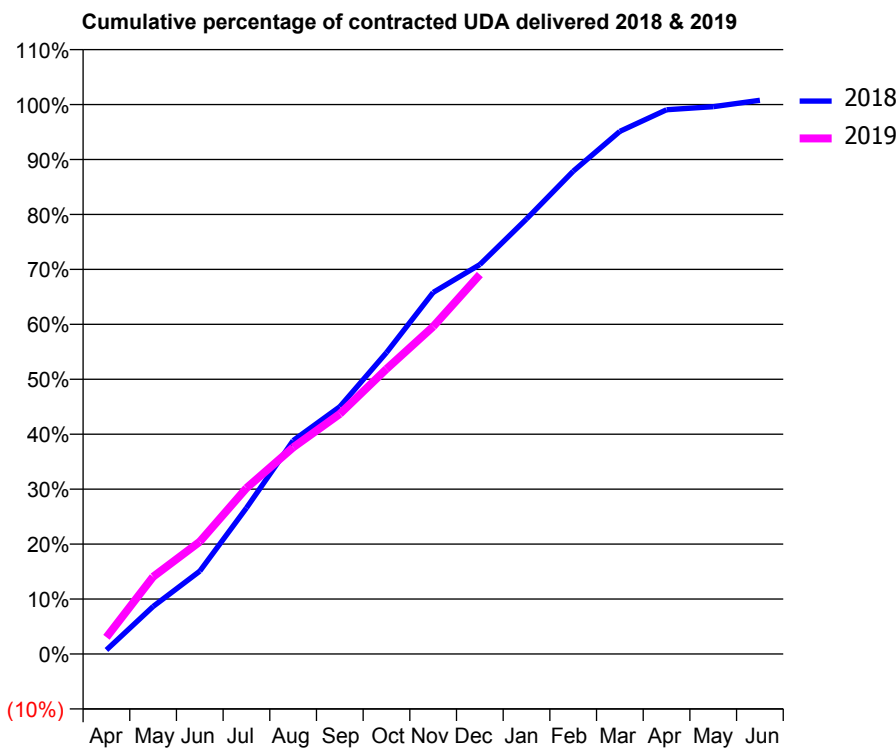
18/19 Contracted general activity (UDA)	25,675
Carry forward general activity (UDA)	-197
18/19 Contracted orthodontic activity (UOA)	0
Carry forward orthodontic activity (UOA)	0
Baseline contract value	£854,861.55

ACCESS*

Patients seen in 24 months	Total	Change since previous quarter
Quarter ending December 2017	9,223	
Quarter ending March 2018	9,152	→
Quarter ending June 2018	9,273	→
Quarter ending September 2018	9,222	→
Quarter ending December 2018	9,192	→
Variance since December 2017	(0.3%)	→



ACTIVITY



Month	Adjusted Scheduled Activity (UDA)	
	2018	2019
April	189	783
May	2,223	3,610
June	3,872	5,248
July	6,824	7,755
August	9,972	9,652
September	11,557	11,218
October	14,086	13,319
November	16,893	15,296
December	18,195	17,729
January	20,325	
February	22,560	
March	24,423	
April	25,432	
May	25,576	
June	25,872	

QUALITY

	Quantity	Base Number	Contract	LHB	Wales
% of FP17s for the same patient ID Re-attending within 3 months - Children	125	2,046	6.1%	7.9%	10.9%
% of FP17s for the same patient ID Re-attending within 3 months - Adults	862	7,384	11.7%	11.7%	15.6%
% of FP17s for the same patient ID Re-attending between 3 & 9 months - Children	1,220	2,046	59.6%	56.2%	59.6%
% of FP17s for the same patient ID Re-attending between 3 & 9 months - Adults	3,876	7,384	52.5%	51.3%	55.6%
% of FP17s for Band 1 Urgent Courses	528	8,729	6.0%	8.2%	8.9%
% of FP17s Relating to Free Repair or Replacements	69	8,729	0.8%	0.5%	0.7%
% of FP17s Relating to Continuations	23	8,729	0.3%	0.8%	0.7%
% of Patients satisfied with the dentistry they have received	33	35	94.3%	91.3%	93.3%
% of Patients satisfied with the time they had to wait for an appointment	33	35	94.3%	86.9%	88.0%

* This is based on patients treated on this contract for their most recent course of treatment. Figures in italics indicate the base number of FP17s or Patient Questionnaire responses are less than 100. N/A is shown where the base number of responses is less than 10 during the period. % is calculated as Quantity/Base number*100

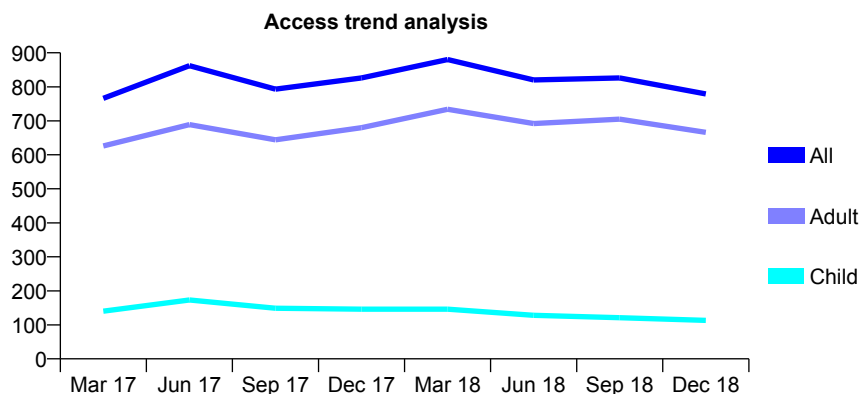
7A2 - Vital Signs At a Glance Contract Report for 648671/0005 - December 2018

Name or company name	MR AJ BEAZLEY
Contract type name	GDS Contract
Purpose of contract	General
Contract start date	01/05/2015
Contract end date	

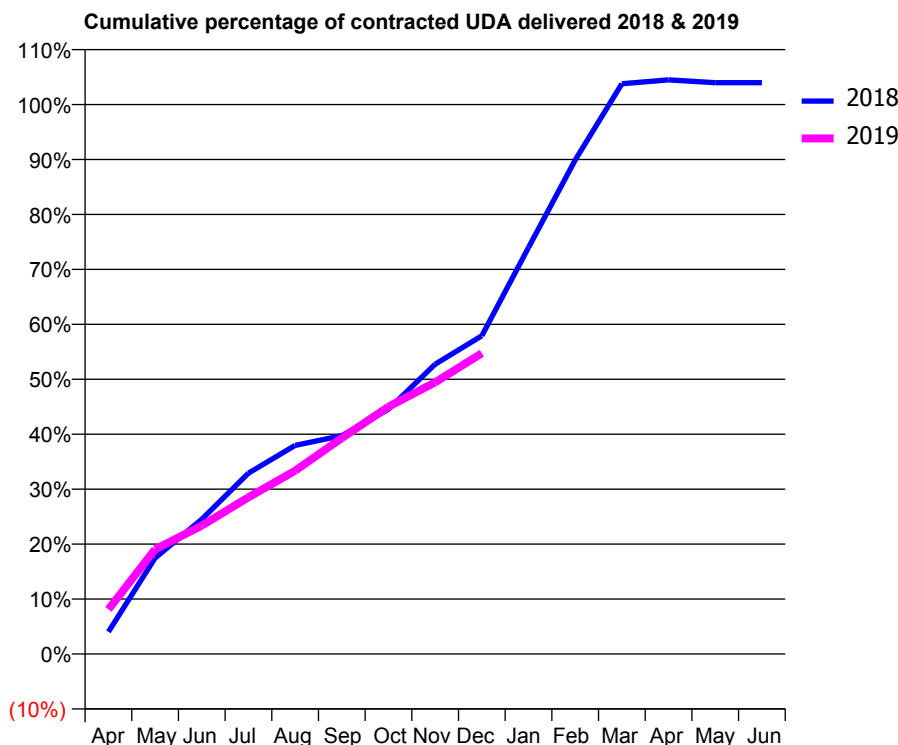
18/19 Contracted general activity (UDA)	1,764
Carry forward general activity (UDA)	-70
18/19 Contracted orthodontic activity (UOA)	0
Carry forward orthodontic activity (UOA)	0
Baseline contract value	£60,291.51

ACCESS*

Patients seen in 24 months	Total	Change since previous quarter
Quarter ending December 2017	826	
Quarter ending March 2018	880	↑
Quarter ending June 2018	820	↓
Quarter ending September 2018	826	→
Quarter ending December 2018	779	↓
Variance since December 2017	(5.7%)	↓



ACTIVITY



Month	Adjusted Scheduled Activity (UDA)	
	2018	2019
April	71	143
May	308	336
June	433	412
July	581	503
August	670	588
September	701	693
October	786	794
November	931	872
December	1,022	966
January	1,305	
February	1,586	
March	1,831	
April	1,843	
May	1,834	
June	1,834	

QUALITY

	Quantity	Base Number	Contract	LHB	Wales
% of FP17s for the same patient ID Re-attending within 3 months - Children	3	50	6.0%	7.9%	10.9%
% of FP17s for the same patient ID Re-attending within 3 months - Adults	30	413	7.3%	11.7%	15.6%
% of FP17s for the same patient ID Re-attending between 3 & 9 months - Children	0	50	0.0%	56.2%	59.6%
% of FP17s for the same patient ID Re-attending between 3 & 9 months - Adults	11	413	2.7%	51.3%	55.6%
% of FP17s for Band 1 Urgent Courses	358	460	77.8%	8.2%	8.9%
% of FP17s Relating to Free Repair or Replacements	0	460	0.0%	0.5%	0.7%
% of FP17s Relating to Continuations	1	460	0.2%	0.8%	0.7%
% of Patients satisfied with the dentistry they have received	0	0	N/A	91.3%	93.3%
% of Patients satisfied with the time they had to wait for an appointment	0	0	N/A	86.9%	88.0%

* This is based on patients treated on this contract for their most recent course of treatment. Figures in italics indicate the base number of FP17s or Patient Questionnaire responses are less than 100. N/A is shown where the base number of responses is less than 10 during the period. % is calculated as Quantity/Base number*100

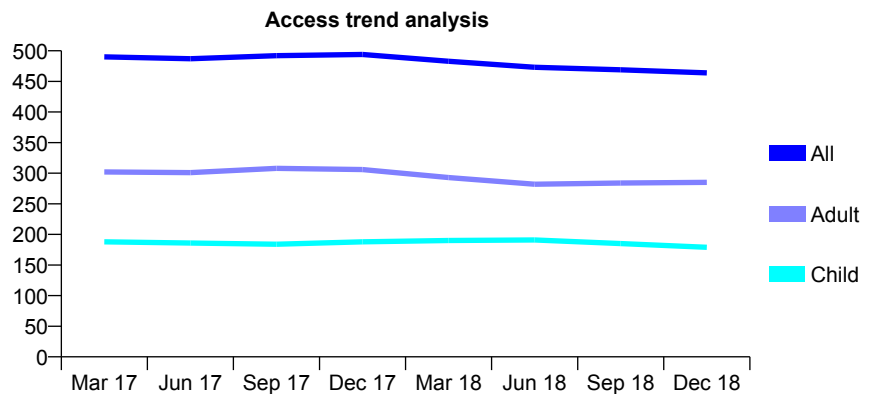
7A2 - Vital Signs At a Glance Contract Report for 722529/0001 - December 2018

Name or company name	MR G REES
Contract type name	GDS Contract
Purpose of contract	General
Contract start date	01/04/2006
Contract end date	

18/19 Contracted general activity (UDA)	1,057
Carry forward general activity (UDA)	-20
18/19 Contracted orthodontic activity (UOA)	0
Carry forward orthodontic activity (UOA)	0
Baseline contract value	£25,855.08

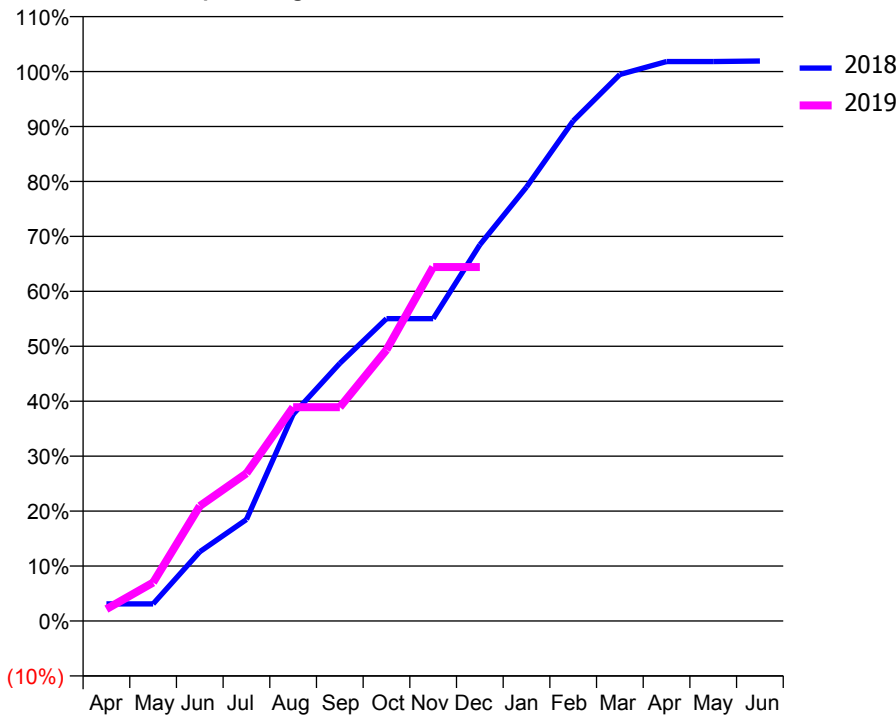
ACCESS*

Patients seen in 24 months	Total	Change since previous quarter
Quarter ending December 2017	494	
Quarter ending March 2018	483	↓
Quarter ending June 2018	473	↓
Quarter ending September 2018	469	→
Quarter ending December 2018	464	↓
Variance since December 2017	(6.1%)	↓



ACTIVITY

Cumulative percentage of contracted UDA delivered 2018 & 2019



Month	Adjusted Scheduled Activity (UDA)	
	2018	2019
April	33	23
May	33	74
June	133	221
July	195	284
August	398	411
September	496	411
October	582	522
November	582	681
December	724	681
January	835	
February	962	
March	1,051	
April	1,076	
May	1,076	
June	1,077	

QUALITY

	Quantity	Base Number	Contract	LHB	Wales
% of FP17s for the same patient ID Re-attending within 3 months - Children	2	172	1.2%	7.9%	10.9%
% of FP17s for the same patient ID Re-attending within 3 months - Adults	11	219	5.0%	11.7%	15.6%
% of FP17s for the same patient ID Re-attending between 3 & 9 months - Children	82	172	47.7%	56.2%	59.6%
% of FP17s for the same patient ID Re-attending between 3 & 9 months - Adults	112	219	51.1%	51.3%	55.6%
% of FP17s for Band 1 Urgent Courses	4	369	1.1%	8.2%	8.9%
% of FP17s Relating to Free Repair or Replacements	0	369	0.0%	0.5%	0.7%
% of FP17s Relating to Continuations	1	369	0.3%	0.8%	0.7%
% of Patients satisfied with the dentistry they have received	0	0	N/A	91.3%	93.3%
% of Patients satisfied with the time they had to wait for an appointment	0	0	N/A	86.9%	88.0%

* This is based on patients treated on this contract for their most recent course of treatment. Figures in italics indicate the base number of FP17s or Patient Questionnaire responses are less than 100. N/A is shown where the base number of responses is less than 10 during the period. % is calculated as Quantity/Base number*100

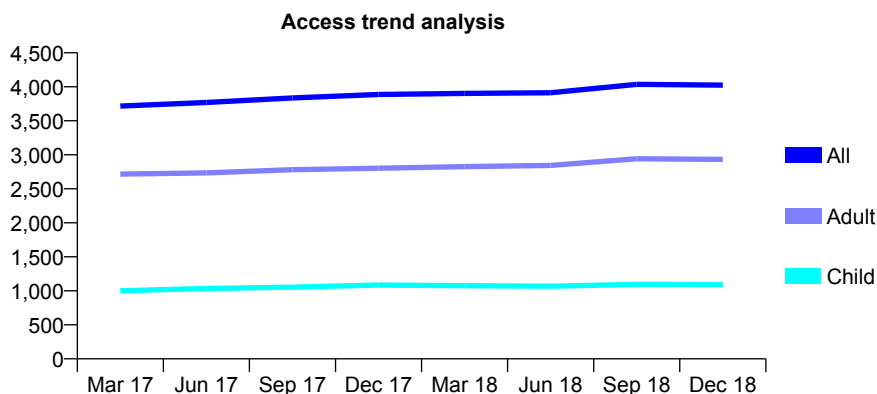
7A2 - Vital Signs At a Glance Contract Report for 819476/0001 - December 2018

Name or company name	F Bevan & A Abouserwel
Contract type name	GDS Contract
Purpose of contract	General
Contract start date	01/04/2006
Contract end date	

18/19 Contracted general activity (UDA)	8,322
Carry forward general activity (UDA)	-356
18/19 Contracted orthodontic activity (UOA)	0
Carry forward orthodontic activity (UOA)	0
Baseline contract value	£239,656.27

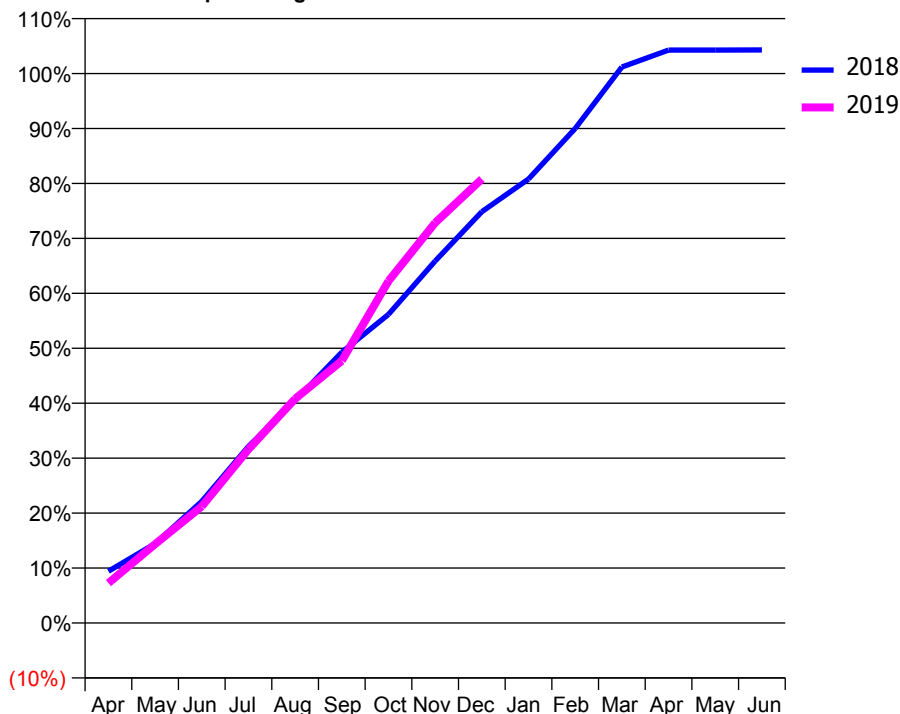
ACCESS*

Patients seen in 24 months	Total	Change since previous quarter
Quarter ending December 2017	3,888	
Quarter ending March 2018	3,902	→
Quarter ending June 2018	3,912	→
Quarter ending September 2018	4,037	↑
Quarter ending December 2018	4,025	→
Variance since December 2017	3.5%	↑



ACTIVITY

Cumulative percentage of contracted UDA delivered 2018 & 2019



Month	Adjusted Scheduled Activity (UDA)	
	2018	2019
April	784	605
May	1,202	1,195
June	1,844	1,766
July	2,674	2,629
August	3,368	3,396
September	4,101	3,972
October	4,674	5,180
November	5,482	6,062
December	6,230	6,723
January	6,723	
February	7,490	
March	8,420	
April	8,676	
May	8,676	
June	8,678	

QUALITY

	Quantity	Base Number	Contract	LHB	Wales
% of FP17s for the same patient ID Re-attending within 3 months - Children	43	1,004	4.3%	7.9%	10.9%
% of FP17s for the same patient ID Re-attending within 3 months - Adults	251	2,681	9.4%	11.7%	15.6%
% of FP17s for the same patient ID Re-attending between 3 & 9 months - Children	420	1,004	41.8%	56.2%	59.6%
% of FP17s for the same patient ID Re-attending between 3 & 9 months - Adults	1,203	2,681	44.9%	51.3%	55.6%
% of FP17s for Band 1 Urgent Courses	332	3,510	9.5%	8.2%	8.9%
% of FP17s Relating to Free Repair or Replacements	0	3,510	0.0%	0.5%	0.7%
% of FP17s Relating to Continuations	0	3,510	0.0%	0.8%	0.7%
% of Patients satisfied with the dentistry they have received	14	19	73.7%	91.3%	93.3%
% of Patients satisfied with the time they had to wait for an appointment	14	19	73.7%	86.9%	88.0%

* This is based on patients treated on this contract for their most recent course of treatment. Figures in italics indicate the base number of FP17s or Patient Questionnaire responses are less than 100. N/A is shown where the base number of responses is less than 10 during the period. % is calculated as Quantity/Base number*100

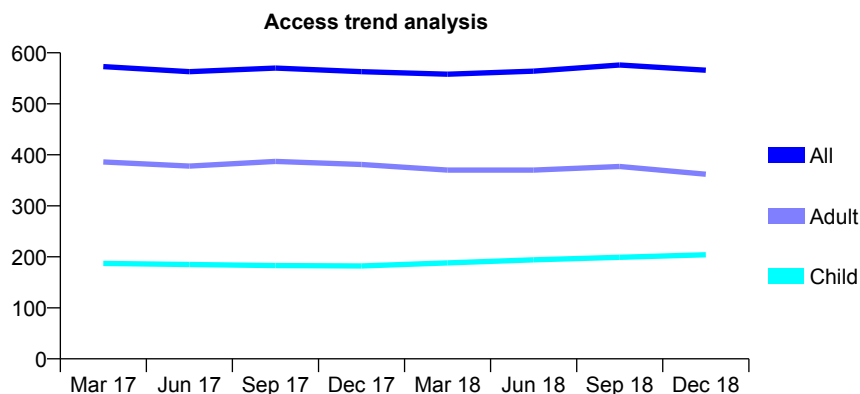
7A2 - Vital Signs At a Glance Contract Report for 819484/0001 - December 2018

Name or company name	MRS SP PHILLIPS
Contract type name	GDS Contract
Purpose of contract	General
Contract start date	01/04/2006
Contract end date	

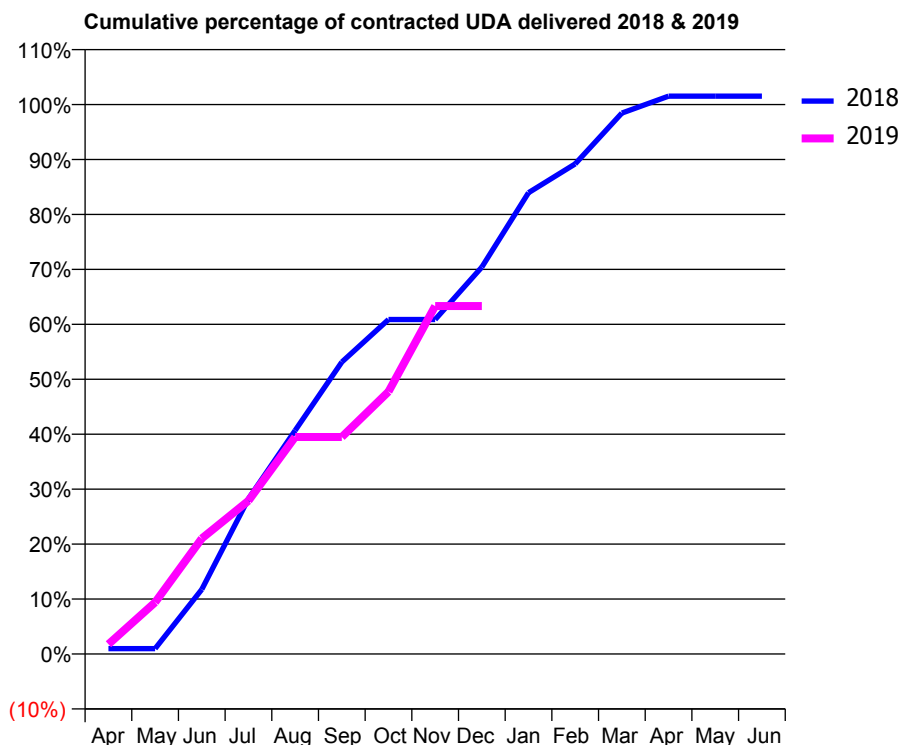
18/19 Contracted general activity (UDA)	1,414
Carry forward general activity (UDA)	-21
18/19 Contracted orthodontic activity (UOA)	0
Carry forward orthodontic activity (UOA)	0
Baseline contract value	£33,891.39

ACCESS*

Patients seen in 24 months	Total	Change since previous quarter
Quarter ending December 2017	563	
Quarter ending March 2018	558	→
Quarter ending June 2018	564	→
Quarter ending September 2018	576	↑
Quarter ending December 2018	566	↓
Variance since December 2017	0.5%	→



ACTIVITY



Month	Adjusted Scheduled Activity (UDA)	
	2018	2019
April	14	25
May	14	133
June	166	297
July	400	394
August	575	558
September	751	558
October	861	675
November	861	895
December	996	895
January	1,187	
February	1,261	
March	1,392	
April	1,435	
May	1,435	
June	1,435	

QUALITY

	Quantity	Base Number	Contract	LHB	Wales
% of FP17s for the same patient ID Re-attending within 3 months - Children	13	264	4.9%	7.9%	10.9%
% of FP17s for the same patient ID Re-attending within 3 months - Adults	64	401	16.0%	11.7%	15.6%
% of FP17s for the same patient ID Re-attending between 3 & 9 months - Children	185	264	70.1%	56.2%	59.6%
% of FP17s for the same patient ID Re-attending between 3 & 9 months - Adults	249	401	62.1%	51.3%	55.6%
% of FP17s for Band 1 Urgent Courses	53	643	8.2%	8.2%	8.9%
% of FP17s Relating to Free Repair or Replacements	0	643	0.0%	0.5%	0.7%
% of FP17s Relating to Continuations	0	643	0.0%	0.8%	0.7%
% of Patients satisfied with the dentistry they have received	0	0	N/A	91.3%	93.3%
% of Patients satisfied with the time they had to wait for an appointment	0	0	N/A	86.9%	88.0%

* This is based on patients treated on this contract for their most recent course of treatment. Figures in italics indicate the base number of FP17s or Patient Questionnaire responses are less than 100. N/A is shown where the base number of responses is less than 10 during the period. % is calculated as Quantity/Base number*100

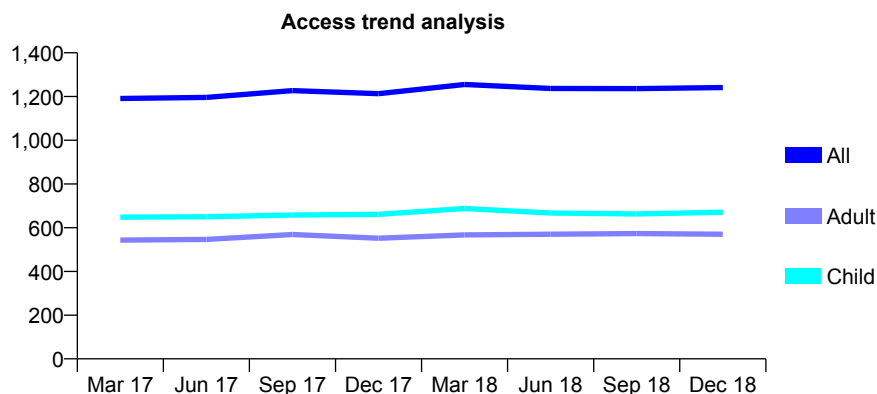
7A2 - Vital Signs At a Glance Contract Report for 825190/0001 - December 2018

Name or company name	MR NS WATTS
Contract type name	GDS Contract
Purpose of contract	General
Contract start date	01/04/2006
Contract end date	

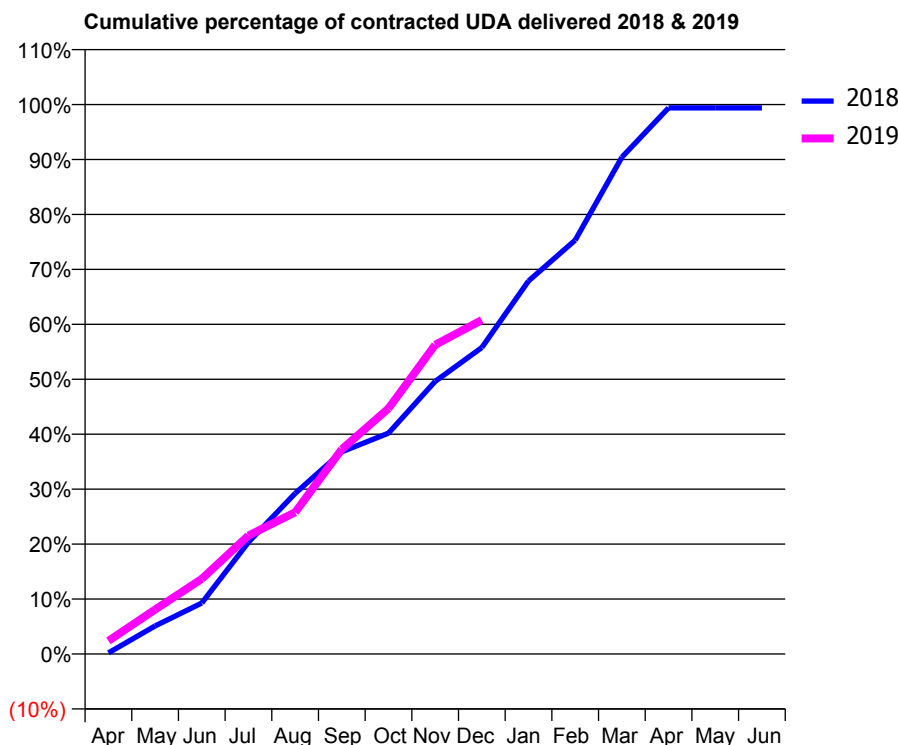
18/19 Contracted general activity (UDA)	2,473
Carry forward general activity (UDA)	15
18/19 Contracted orthodontic activity (UOA)	0
Carry forward orthodontic activity (UOA)	0
Baseline contract value	£72,495.18

ACCESS*

Patients seen in 24 months	Total	Change since previous quarter
Quarter ending December 2017	1,213	
Quarter ending March 2018	1,255	↑
Quarter ending June 2018	1,237	↓
Quarter ending September 2018	1,236	→
Quarter ending December 2018	1,241	→
Variance since December 2017	2.3%	↑



ACTIVITY



Month	Adjusted Scheduled Activity (UDA)	
	2018	2019
April	5	59
May	126	200
June	229	338
July	503	533
August	723	638
September	910	921
October	994	1,105
November	1,227	1,391
December	1,379	1,503
January	1,679	
February	1,863	
March	2,236	
April	2,458	
May	2,458	
June	2,458	

QUALITY

	Quantity	Base Number	Contract	LHB	Wales
% of FP17s for the same patient ID Re-attending within 3 months - Children	69	684	10.1%	7.9%	10.9%
% of FP17s for the same patient ID Re-attending within 3 months - Adults	43	390	11.0%	11.7%	15.6%
% of FP17s for the same patient ID Re-attending between 3 & 9 months - Children	332	684	48.5%	56.2%	59.6%
% of FP17s for the same patient ID Re-attending between 3 & 9 months - Adults	120	390	30.8%	51.3%	55.6%
% of FP17s for Band 1 Urgent Courses	131	961	13.6%	8.2%	8.9%
% of FP17s Relating to Free Repair or Replacements	0	961	0.0%	0.5%	0.7%
% of FP17s Relating to Continuations	0	961	0.0%	0.8%	0.7%
% of Patients satisfied with the dentistry they have received	4	4	N/A	91.3%	93.3%
% of Patients satisfied with the time they had to wait for an appointment	4	4	N/A	86.9%	88.0%

* This is based on patients treated on this contract for their most recent course of treatment. Figures in italics indicate the base number of FP17s or Patient Questionnaire responses are less than 100. N/A is shown where the base number of responses is less than 10 during the period. % is calculated as Quantity/Base number*100

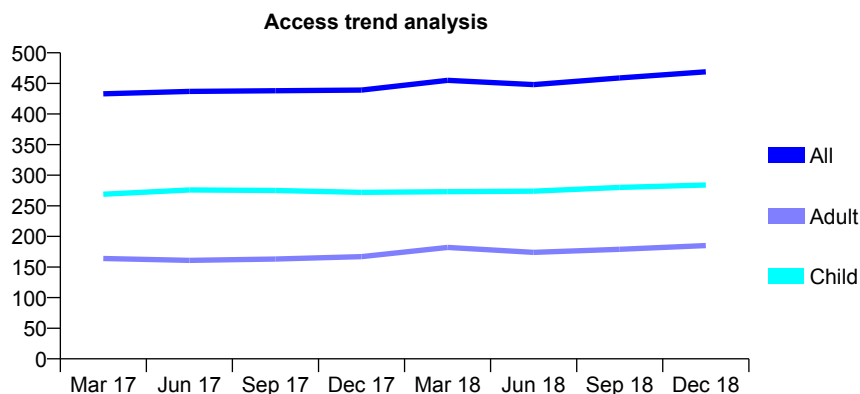
7A2 - Vital Signs At a Glance Contract Report for 846864/0001 - December 2018

Name or company name	MR AJ BHATTACHERJEE
Contract type name	GDS Contract
Purpose of contract	General
Contract start date	01/04/2006
Contract end date	

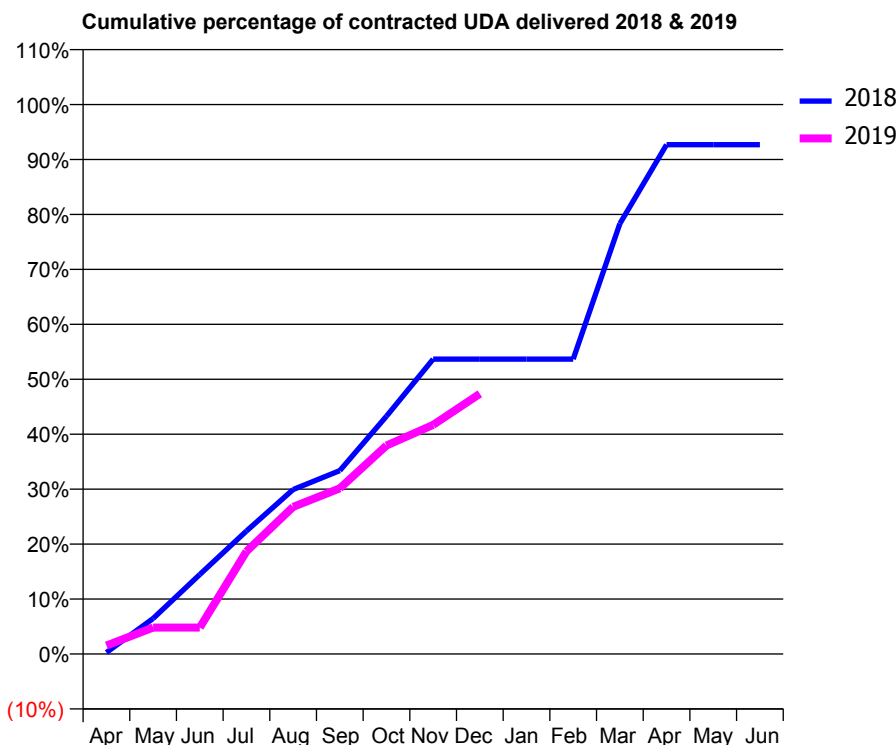
18/19 Contracted general activity (UDA)	1,100
Carry forward general activity (UDA)	0
18/19 Contracted orthodontic activity (UOA)	0
Carry forward orthodontic activity (UOA)	0
Baseline contract value	£27,600.24

ACCESS*

Patients seen in 24 months	Total	Change since previous quarter
Quarter ending December 2017	439	
Quarter ending March 2018	455	↑
Quarter ending June 2018	448	↓
Quarter ending September 2018	459	↑
Quarter ending December 2018	469	↑
Variance since December 2017	6.8%	↑



ACTIVITY



Month	Adjusted Scheduled Activity (UDA)	
	2018	2019
April	3	17
May	71	53
June	159	53
July	246	205
August	329	295
September	367	332
October	476	417
November	590	459
December	590	521
January	590	
February	590	
March	862	
April	1,020	
May	1,020	
June	1,020	

QUALITY

	Quantity	Base Number	Contract	LHB	Wales
% of FP17s for the same patient ID Re-attending within 3 months - Children	5	246	2.0%	7.9%	10.9%
% of FP17s for the same patient ID Re-attending within 3 months - Adults	11	145	7.6%	11.7%	15.6%
% of FP17s for the same patient ID Re-attending between 3 & 9 months - Children	147	246	59.8%	56.2%	59.6%
% of FP17s for the same patient ID Re-attending between 3 & 9 months - Adults	91	145	62.8%	51.3%	55.6%
% of FP17s for Band 1 Urgent Courses	9	316	2.8%	8.2%	8.9%
% of FP17s Relating to Free Repair or Replacements	0	316	0.0%	0.5%	0.7%
% of FP17s Relating to Continuations	1	316	0.3%	0.8%	0.7%
% of Patients satisfied with the dentistry they have received	5	6	N/A	91.3%	93.3%
% of Patients satisfied with the time they had to wait for an appointment	6	6	N/A	86.9%	88.0%

* This is based on patients treated on this contract for their most recent course of treatment. Figures in italics indicate the base number of FP17s or Patient Questionnaire responses are less than 100. N/A is shown where the base number of responses is less than 10 during the period. % is calculated as Quantity/Base number*100

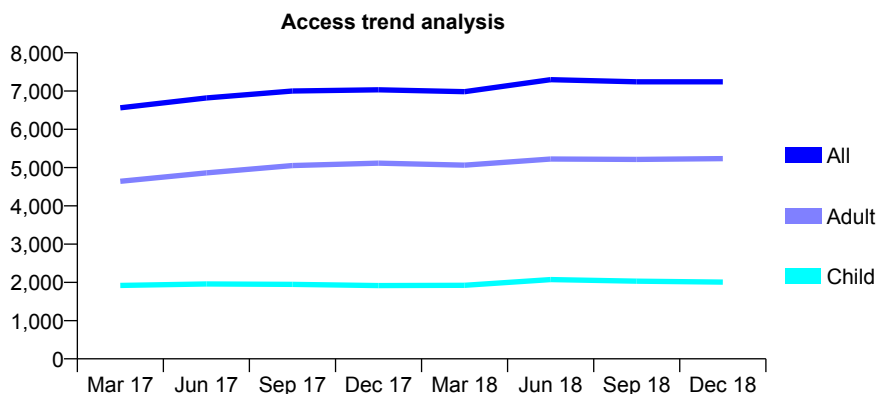
7A2 - Vital Signs At a Glance Contract Report for 852546/0001 - December 2018

Name or company name	Dental Excellence Pembroke Ltd
Contract type name	GDS Contract
Purpose of contract	General
Contract start date	01/04/2006
Contract end date	

18/19 Contracted general activity (UDA)	15,641
Carry forward general activity (UDA)	-166
18/19 Contracted orthodontic activity (UOA)	0
Carry forward orthodontic activity (UOA)	0
Baseline contract value	£401,624.95

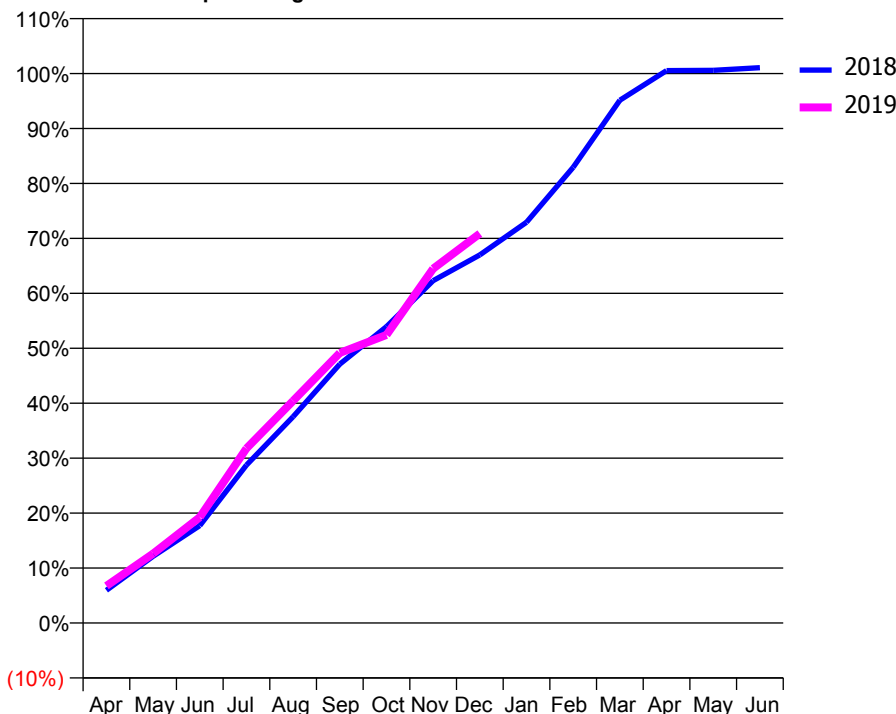
ACCESS*

Patients seen in 24 months	Total	Change since previous quarter
Quarter ending December 2017	7,031	
Quarter ending March 2018	6,985	→
Quarter ending June 2018	7,298	↑
Quarter ending September 2018	7,243	→
Quarter ending December 2018	7,242	→
Variance since December 2017	3.0%	↑



ACTIVITY

Cumulative percentage of contracted UDA delivered 2018 & 2019



Month	Adjusted Scheduled Activity (UDA)	
	2018	2019
April	930	1,059
May	1,901	1,976
June	2,774	3,013
July	4,495	4,969
August	5,875	6,325
September	7,371	7,689
October	8,435	8,201
November	9,744	10,086
December	10,479	11,083
January	11,408	
February	12,971	
March	14,882	
April	15,724	
May	15,732	
June	15,807	

QUALITY

	Quantity	Base Number	Contract	LHB	Wales
% of FP17s for the same patient ID Re-attending within 3 months - Children	106	2,056	5.2%	7.9%	10.9%
% of FP17s for the same patient ID Re-attending within 3 months - Adults	391	4,162	9.4%	11.7%	15.6%
% of FP17s for the same patient ID Re-attending between 3 & 9 months - Children	1,071	2,056	52.1%	56.2%	59.6%
% of FP17s for the same patient ID Re-attending between 3 & 9 months - Adults	1,168	4,162	28.1%	51.3%	55.6%
% of FP17s for Band 1 Urgent Courses	656	5,736	11.4%	8.2%	8.9%
% of FP17s Relating to Free Repair or Replacements	42	5,736	0.7%	0.5%	0.7%
% of FP17s Relating to Continuations	32	5,736	0.6%	0.8%	0.7%
% of Patients satisfied with the dentistry they have received	25	30	83.3%	91.3%	93.3%
% of Patients satisfied with the time they had to wait for an appointment	27	30	90.0%	86.9%	88.0%

* This is based on patients treated on this contract for their most recent course of treatment. Figures in italics indicate the base number of FP17s or Patient Questionnaire responses are less than 100. N/A is shown where the base number of responses is less than 10 during the period. % is calculated as Quantity/Base number*100

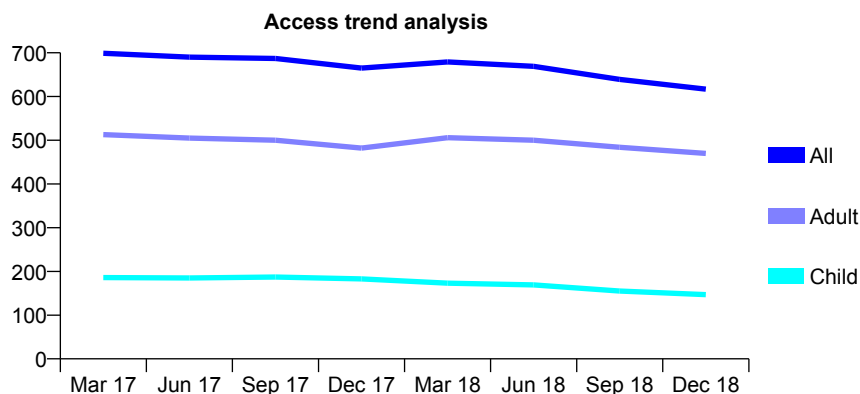
7A2 - Vital Signs At a Glance Contract Report for 857882/0001 - December 2018

Name or company name	MISS DB MOTHIBI
Contract type name	GDS Contract
Purpose of contract	General
Contract start date	28/01/2009
Contract end date	

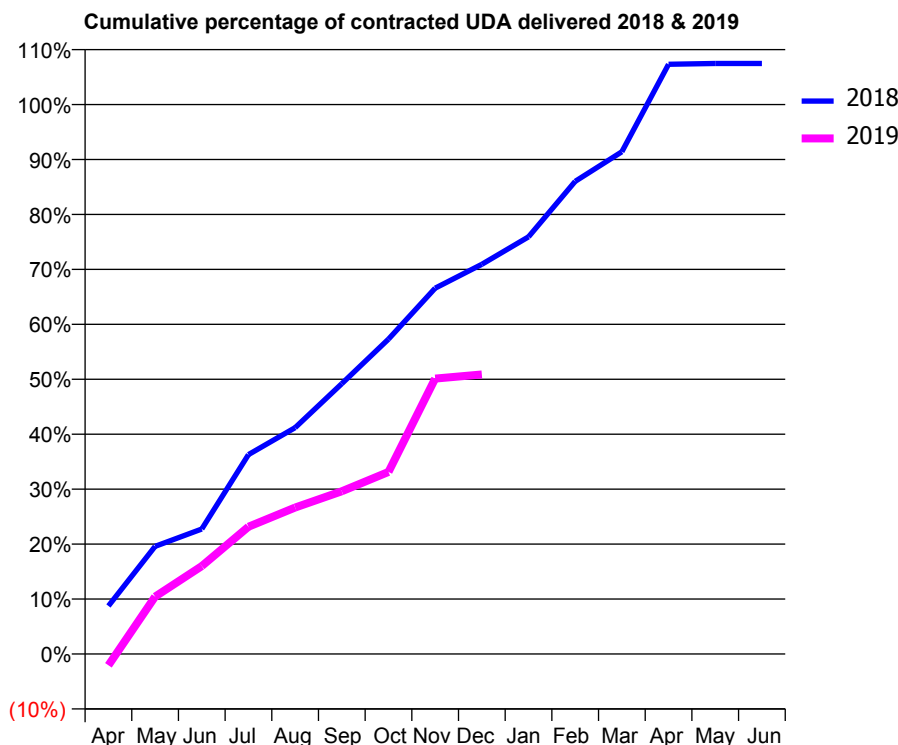
18/19 Contracted general activity (UDA)	1,679
Carry forward general activity (UDA)	39
18/19 Contracted orthodontic activity (UOA)	0
Carry forward orthodontic activity (UOA)	0
Baseline contract value	£48,332.29

ACCESS*

Patients seen in 24 months	Total	Change since previous quarter
Quarter ending December 2017	665	
Quarter ending March 2018	679	↑
Quarter ending June 2018	669	↓
Quarter ending September 2018	639	↓
Quarter ending December 2018	617	↓
Variance since December 2017	(7.2%)	↓



ACTIVITY



Month	Adjusted Scheduled Activity (UDA)	
	2018	2019
April	133	-35
May	299	175
June	347	269
July	554	389
August	629	448
September	751	497
October	874	556
November	1,016	841
December	1,082	854
January	1,159	
February	1,312	
March	1,395	
April	1,638	
May	1,640	
June	1,640	

QUALITY

	Quantity	Base Number	Contract	LHB	Wales
% of FP17s for the same patient ID Re-attending within 3 months - Children	15	140	10.7%	7.9%	10.9%
% of FP17s for the same patient ID Re-attending within 3 months - Adults	68	445	15.3%	11.7%	15.6%
% of FP17s for the same patient ID Re-attending between 3 & 9 months - Children	60	140	42.9%	56.2%	59.6%
% of FP17s for the same patient ID Re-attending between 3 & 9 months - Adults	172	445	38.7%	51.3%	55.6%
% of FP17s for Band 1 Urgent Courses	88	490	18.0%	8.2%	8.9%
% of FP17s Relating to Free Repair or Replacements	3	490	0.6%	0.5%	0.7%
% of FP17s Relating to Continuations	3	490	0.6%	0.8%	0.7%
% of Patients satisfied with the dentistry they have received	1	1	N/A	91.3%	93.3%
% of Patients satisfied with the time they had to wait for an appointment	1	1	N/A	86.9%	88.0%

* This is based on patients treated on this contract for their most recent course of treatment. Figures in italics indicate the base number of FP17s or Patient Questionnaire responses are less than 100. N/A is shown where the base number of responses is less than 10 during the period. % is calculated as Quantity/Base number*100

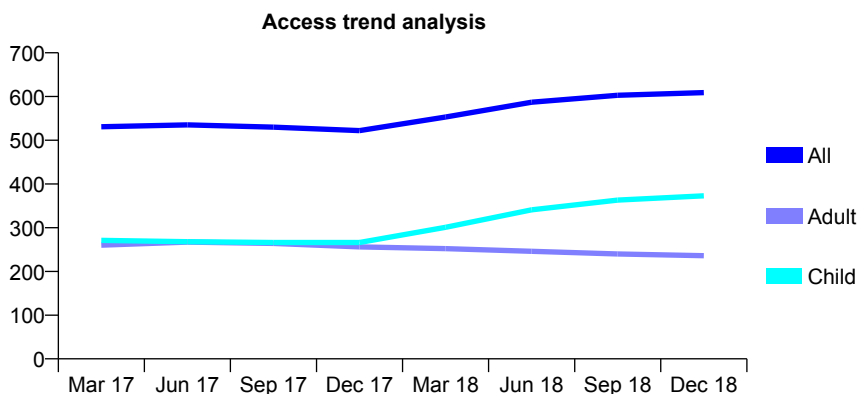
7A2 - Vital Signs At a Glance Contract Report for 905488/0001 - December 2018

Name or company name	DM Rees and Jagdeep S Hans
Contract type name	GDS Contract
Purpose of contract	General
Contract start date	01/04/2006
Contract end date	

18/19 Contracted general activity (UDA)	1,135
Carry forward general activity (UDA)	-37
18/19 Contracted orthodontic activity (UOA)	0
Carry forward orthodontic activity (UOA)	0
Baseline contract value	£32,687.00

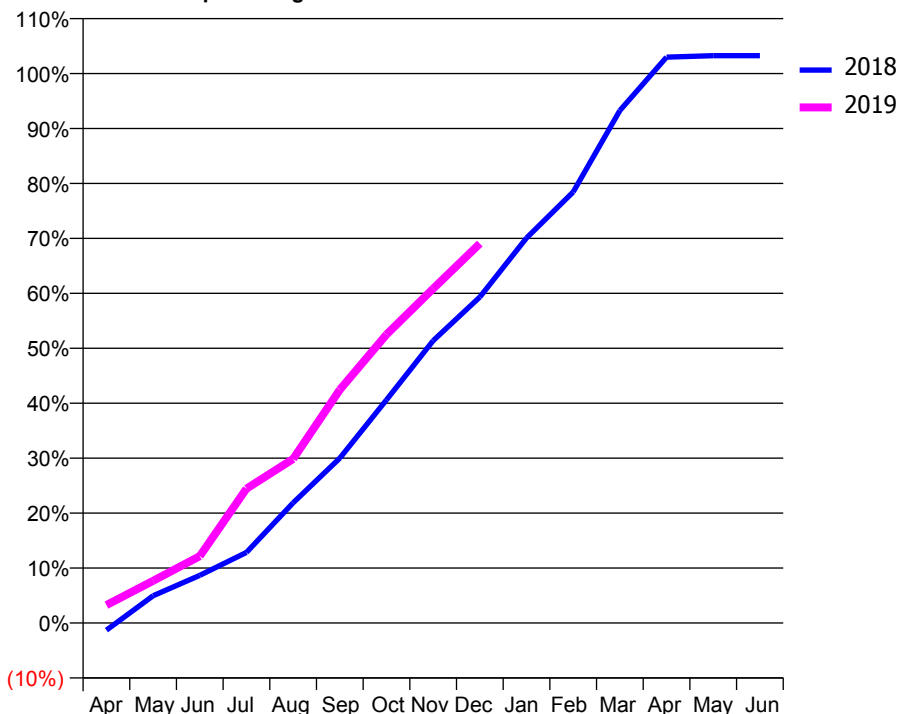
ACCESS*

Patients seen in 24 months	Total	Change since previous quarter
Quarter ending December 2017	522	
Quarter ending March 2018	553	↑
Quarter ending June 2018	587	↑
Quarter ending September 2018	603	↑
Quarter ending December 2018	609	→
Variance since December 2017	16.7%	↑



ACTIVITY

Cumulative percentage of contracted UDA delivered 2018 & 2019



Month	Adjusted Scheduled Activity (UDA)	
	2018	2019
April	-15	37
May	56	87
June	99	138
July	146	278
August	248	339
September	341	482
October	461	596
November	583	691
December	673	784
January	795	
February	890	
March	1,059	
April	1,169	
May	1,172	
June	1,172	

QUALITY

	Quantity	Base Number	Contract	LHB	Wales
% of FP17s for the same patient ID Re-attending within 3 months - Children	20	446	4.5%	7.9%	10.9%
% of FP17s for the same patient ID Re-attending within 3 months - Adults	11	164	6.7%	11.7%	15.6%
% of FP17s for the same patient ID Re-attending between 3 & 9 months - Children	261	446	58.5%	56.2%	59.6%
% of FP17s for the same patient ID Re-attending between 3 & 9 months - Adults	89	164	54.3%	51.3%	55.6%
% of FP17s for Band 1 Urgent Courses	11	540	2.0%	8.2%	8.9%
% of FP17s Relating to Free Repair or Replacements	3	540	0.6%	0.5%	0.7%
% of FP17s Relating to Continuations	0	540	0.0%	0.8%	0.7%
% of Patients satisfied with the dentistry they have received	4	4	N/A	91.3%	93.3%
% of Patients satisfied with the time they had to wait for an appointment	4	4	N/A	86.9%	88.0%

* This is based on patients treated on this contract for their most recent course of treatment. Figures in italics indicate the base number of FP17s or Patient Questionnaire responses are less than 100. N/A is shown where the base number of responses is less than 10 during the period. % is calculated as Quantity/Base number*100

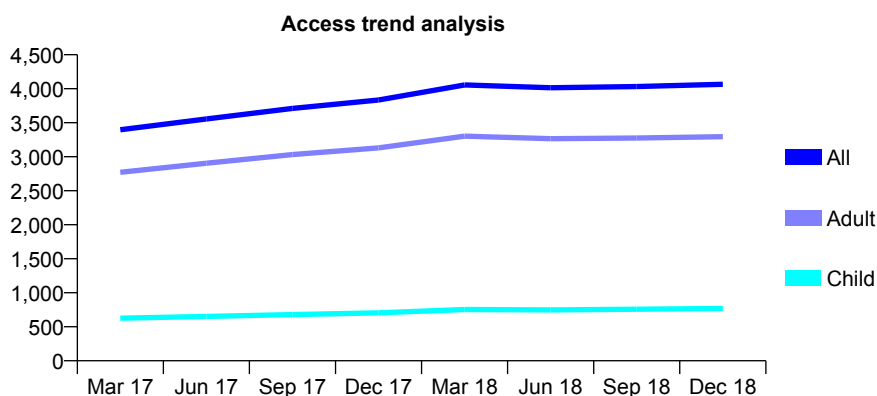
7A3 - Vital Signs At a Glance Contract Report for 100119/0000 - December 2018

Name or company name	Andrew Williams
Contract type name	GDS Contract
Purpose of contract	General
Contract start date	07/04/2016
Contract end date	

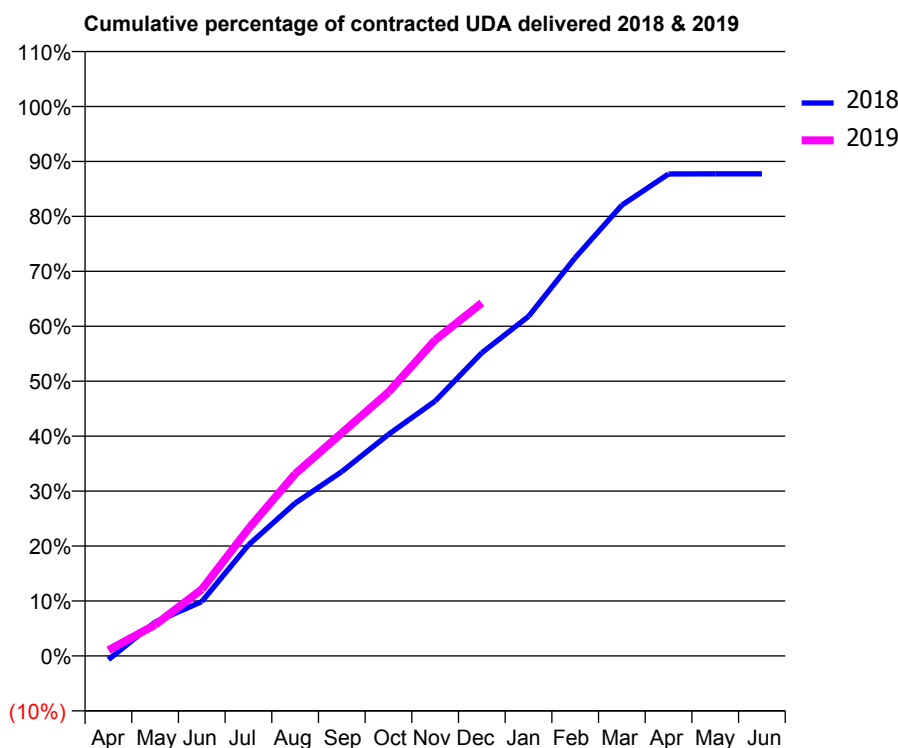
18/19 Contracted general activity (UDA)	12,135
Carry forward general activity (UDA)	0
18/19 Contracted orthodontic activity (UOA)	0
Carry forward orthodontic activity (UOA)	0
Baseline contract value	£310,880.06

ACCESS*

Patients seen in 24 months	Total	Change since previous quarter
Quarter ending December 2017	3,834	
Quarter ending March 2018	4,056	↑
Quarter ending June 2018	4,014	↓
Quarter ending September 2018	4,033	→
Quarter ending December 2018	4,066	→
Variance since December 2017	6.1%	↑



ACTIVITY



Month	Adjusted Scheduled Activity (UDA)	
	2018	2019
April	-84	127
May	747	687
June	1,201	1,472
July	2,452	2,812
August	3,374	4,022
September	4,072	4,924
October	4,892	5,825
November	5,629	6,979
December	6,695	7,797
January	7,499	
February	8,794	
March	9,954	
April	10,645	
May	10,648	
June	10,646	

QUALITY

	Quantity	Base Number	Contract	LHB	Wales
% of FP17s for the same patient ID Re-attending within 3 months - Children	52	880	5.9%	9.6%	10.9%
% of FP17s for the same patient ID Re-attending within 3 months - Adults	461	3,856	12.0%	14.1%	15.6%
% of FP17s for the same patient ID Re-attending between 3 & 9 months - Children	555	880	63.1%	55.6%	59.6%
% of FP17s for the same patient ID Re-attending between 3 & 9 months - Adults	2,480	3,856	64.3%	52.5%	55.6%
% of FP17s for Band 1 Urgent Courses	280	4,432	6.3%	9.3%	8.9%
% of FP17s Relating to Free Repair or Replacements	32	4,432	0.7%	0.8%	0.7%
% of FP17s Relating to Continuations	8	4,432	0.2%	0.6%	0.7%
% of Patients satisfied with the dentistry they have received	10	11	90.9%	92.6%	93.3%
% of Patients satisfied with the time they had to wait for an appointment	9	11	81.8%	89.1%	88.0%

* This is based on patients treated on this contract for their most recent course of treatment. Figures in italics indicate the base number of FP17s or Patient Questionnaire responses are less than 100. N/A is shown where the base number of responses is less than 10 during the period. % is calculated as Quantity/Base number*100

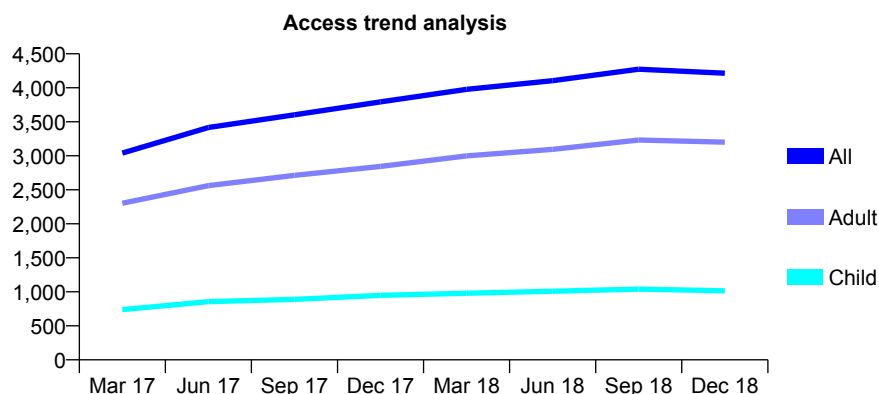
7A3 - Vital Signs At a Glance Contract Report for 100189/0000 - December 2018

Name or company name	Townhill Dental Surgery
Contract type name	GDS Contract
Purpose of contract	General
Contract start date	24/05/2016
Contract end date	

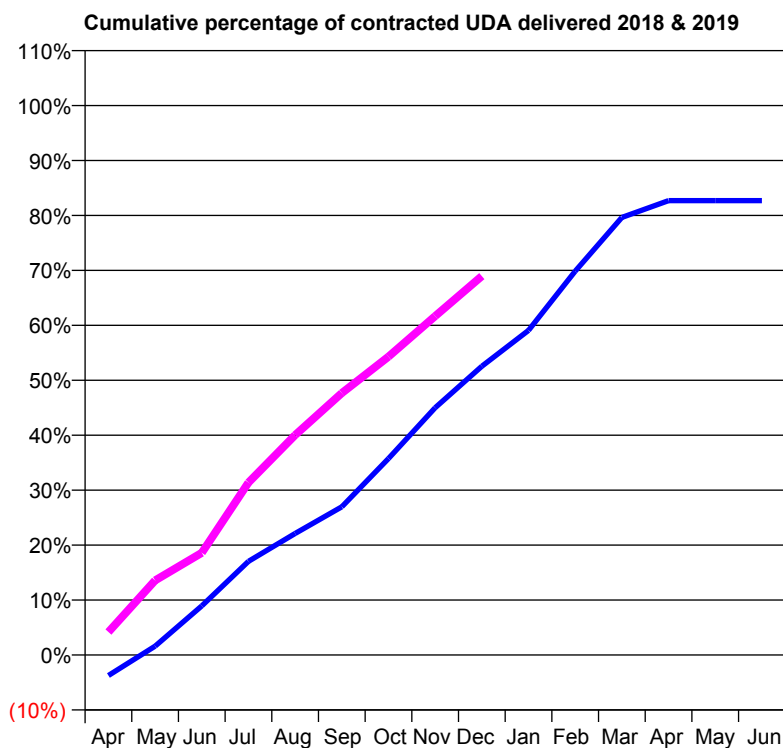
18/19 Contracted general activity (UDA)	14,100
Carry forward general activity (UDA)	0
18/19 Contracted orthodontic activity (UOA)	0
Carry forward orthodontic activity (UOA)	0
Baseline contract value	£362,169.49

ACCESS*

Patients seen in 24 months	Total	Change since previous quarter
Quarter ending December 2017	3,793	
Quarter ending March 2018	3,978	↑
Quarter ending June 2018	4,104	↑
Quarter ending September 2018	4,274	↑
Quarter ending December 2018	4,214	↓
Variance since December 2017	11.1%	↑



ACTIVITY



Month	Adjusted Scheduled Activity (UDA)	
	2018	2019
April	-528	591
May	227	1,915
June	1,260	2,621
July	2,403	4,427
August	3,117	5,645
September	3,803	6,721
October	5,041	7,655
November	6,344	8,696
December	7,410	9,721
January	8,330	
February	9,850	
March	11,226	
April	11,659	
May	11,659	
June	11,659	

QUALITY

	Quantity	Base Number	Contract	LHB	Wales
% of FP17s for the same patient ID Re-attending within 3 months - Children	88	1,119	7.9%	9.6%	10.9%
% of FP17s for the same patient ID Re-attending within 3 months - Adults	716	3,738	19.2%	14.1%	15.6%
% of FP17s for the same patient ID Re-attending between 3 & 9 months - Children	649	1,119	58.0%	55.6%	59.6%
% of FP17s for the same patient ID Re-attending between 3 & 9 months - Adults	2,008	3,738	53.7%	52.5%	55.6%
% of FP17s for Band 1 Urgent Courses	501	4,654	10.8%	9.3%	8.9%
% of FP17s Relating to Free Repair or Replacements	95	4,654	2.0%	0.8%	0.7%
% of FP17s Relating to Continuations	18	4,654	0.4%	0.6%	0.7%
% of Patients satisfied with the dentistry they have received	12	13	92.3%	92.6%	93.3%
% of Patients satisfied with the time they had to wait for an appointment	12	13	92.3%	89.1%	88.0%

* This is based on patients treated on this contract for their most recent course of treatment. Figures in italics indicate the base number of FP17s or Patient Questionnaire responses are less than 100. N/A is shown where the base number of responses is less than 10 during the period. % is calculated as Quantity/Base number*100

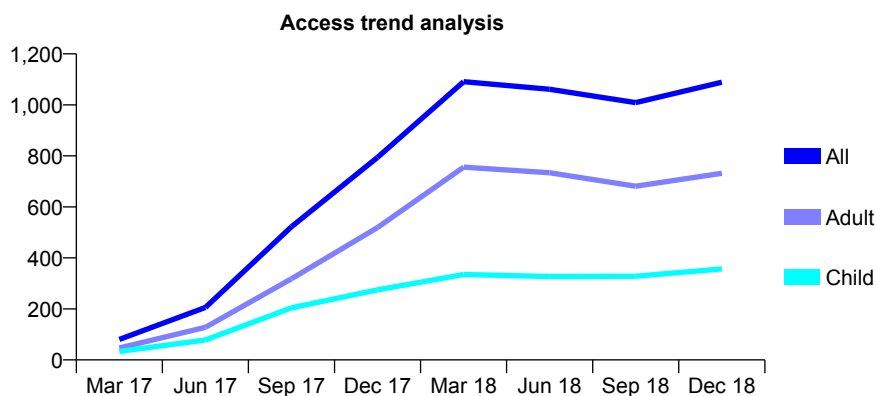
7A3 - Vital Signs At a Glance Contract Report for 100279/0000 - December 2018

Name or company name	Cymmer Dental Practice
Contract type name	GDS Contract
Purpose of contract	General
Contract start date	31/01/2017
Contract end date	

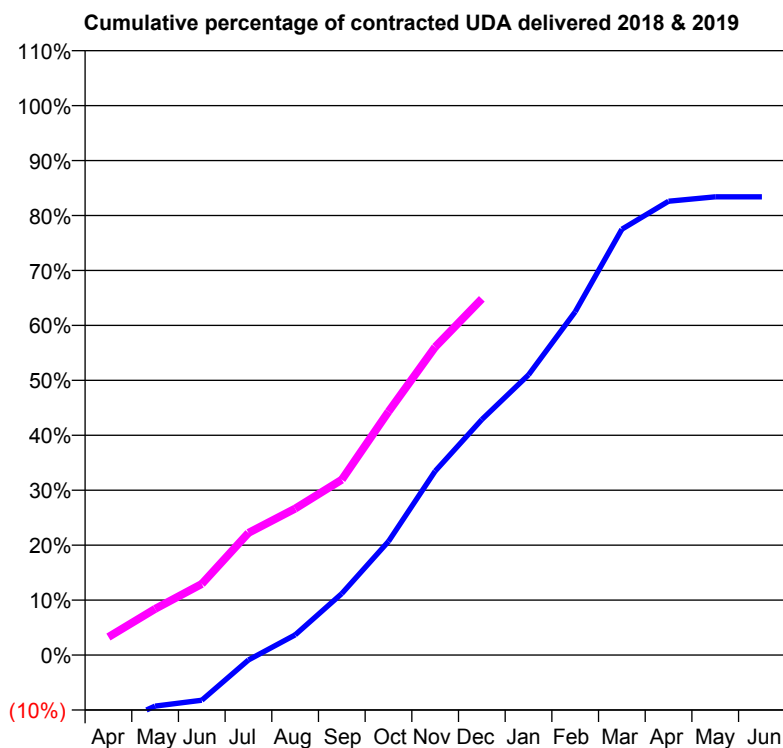
18/19 Contracted general activity (UDA)	3,804
Carry forward general activity (UDA)	0
18/19 Contracted orthodontic activity (UOA)	0
Carry forward orthodontic activity (UOA)	0
Baseline contract value	£97,628.90

ACCESS*

Patients seen in 24 months	Total	Change since previous quarter
Quarter ending December 2017	794	
Quarter ending March 2018	1,091	↑
Quarter ending June 2018	1,061	↓
Quarter ending September 2018	1,009	↓
Quarter ending December 2018	1,089	↑
Variance since December 2017	37.2%	↑



ACTIVITY



Month	Adjusted Scheduled Activity (UDA)	
	2018	2019
April	-500	125
May	-354	320
June	-313	493
July	-35	846
August	140	1,014
September	426	1,215
October	787	1,685
November	1,273	2,133
December	1,631	2,466
January	1,940	
February	2,377	
March	2,948	
April	3,142	
May	3,172	
June	3,172	

QUALITY

	Quantity	Base Number	Contract	LHB	Wales
% of FP17s for the same patient ID Re-attending within 3 months - Children	35	340	10.3%	9.6%	10.9%
% of FP17s for the same patient ID Re-attending within 3 months - Adults	69	646	10.7%	14.1%	15.6%
% of FP17s for the same patient ID Re-attending between 3 & 9 months - Children	162	340	47.6%	55.6%	59.6%
% of FP17s for the same patient ID Re-attending between 3 & 9 months - Adults	242	646	37.5%	52.5%	55.6%
% of FP17s for Band 1 Urgent Courses	44	926	4.8%	9.3%	8.9%
% of FP17s Relating to Free Repair or Replacements	3	926	0.3%	0.8%	0.7%
% of FP17s Relating to Continuations	22	926	2.4%	0.6%	0.7%
% of Patients satisfied with the dentistry they have received	4	4	N/A	92.6%	93.3%
% of Patients satisfied with the time they had to wait for an appointment	4	4	N/A	89.1%	88.0%

* This is based on patients treated on this contract for their most recent course of treatment. Figures in italics indicate the base number of FP17s or Patient Questionnaire responses are less than 100. N/A is shown where the base number of responses is less than 10 during the period. % is calculated as Quantity/Base number*100

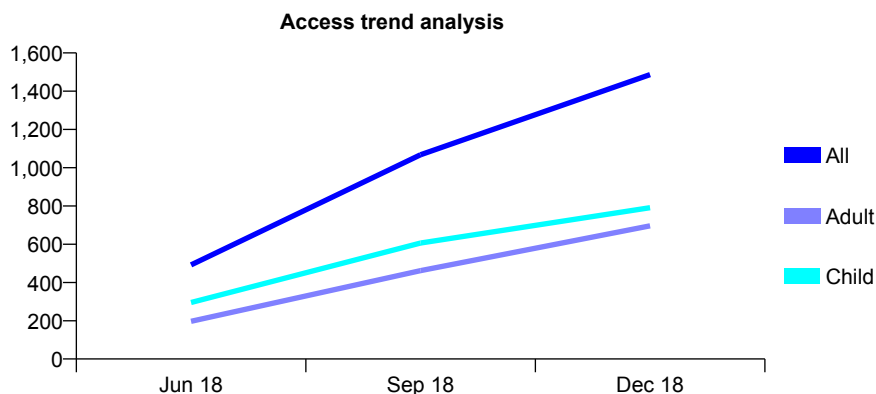
7A3 - Vital Signs At a Glance Contract Report for 100624/0000 - December 2018

Name or company name	Belgrave Dental Centre Ltd
Contract type name	Pilot Contract
Purpose of contract	General
Contract start date	01/04/2018
Contract end date	

18/19 Contracted general activity (UDA)	11,903
Carry forward general activity (UDA)	0
18/19 Contracted orthodontic activity (UOA)	0
Carry forward orthodontic activity (UOA)	0
Baseline contract value	£321,001.95

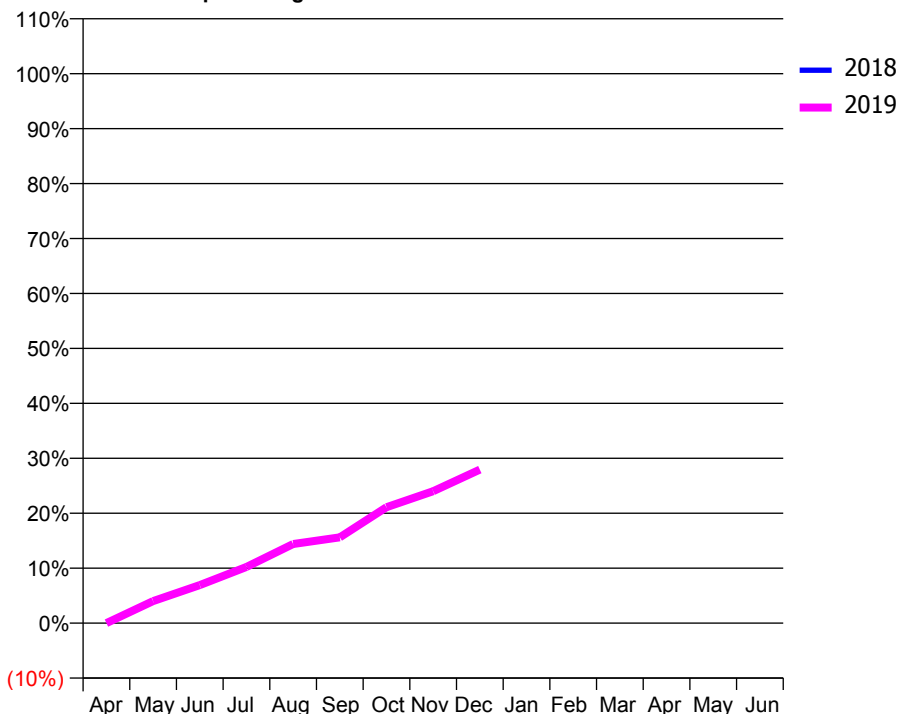
ACCESS*

Patients seen in 24 months	Total	Change since previous quarter
Quarter ending December 2017	0	
Quarter ending March 2018	0	
Quarter ending June 2018	492	↑
Quarter ending September 2018	1,068	↑
Quarter ending December 2018	1,487	↑
Variance since December 2017	N/A	



ACTIVITY

Cumulative percentage of contracted UDA delivered 2018 & 2019



Month	Adjusted Scheduled Activity (UDA)	
	2018	2019
April	0	0
May	0	478
June	0	826
July	0	1,218
August	0	1,714
September	0	1,858
October	0	2,512
November	0	2,859
December	0	3,327
January	0	
February	0	
March	0	
April	0	
May	0	
June	0	

QUALITY

	Quantity	Base Number	Contract	LHB	Wales
% of FP17s for the same patient ID Re-attending within 3 months - Children	53	1,031	5.1%	9.6%	10.9%
% of FP17s for the same patient ID Re-attending within 3 months - Adults	123	983	12.5%	14.1%	15.6%
% of FP17s for the same patient ID Re-attending between 3 & 9 months - Children	119	1,031	11.5%	55.6%	59.6%
% of FP17s for the same patient ID Re-attending between 3 & 9 months - Adults	59	983	6.0%	52.5%	55.6%
% of FP17s for Band 1 Urgent Courses	406	2,014	20.2%	9.3%	8.9%
% of FP17s Relating to Free Repair or Replacements	4	2,014	0.2%	0.8%	0.7%
% of FP17s Relating to Continuations	28	2,014	1.4%	0.6%	0.7%
% of Patients satisfied with the dentistry they have received	1	1	N/A	92.6%	93.3%
% of Patients satisfied with the time they had to wait for an appointment	1	1	N/A	89.1%	88.0%

* This is based on patients treated on this contract for their most recent course of treatment. Figures in italics indicate the base number of FP17s or Patient Questionnaire responses are less than 100. N/A is shown where the base number of responses is less than 10 during the period. % is calculated as Quantity/Base number*100

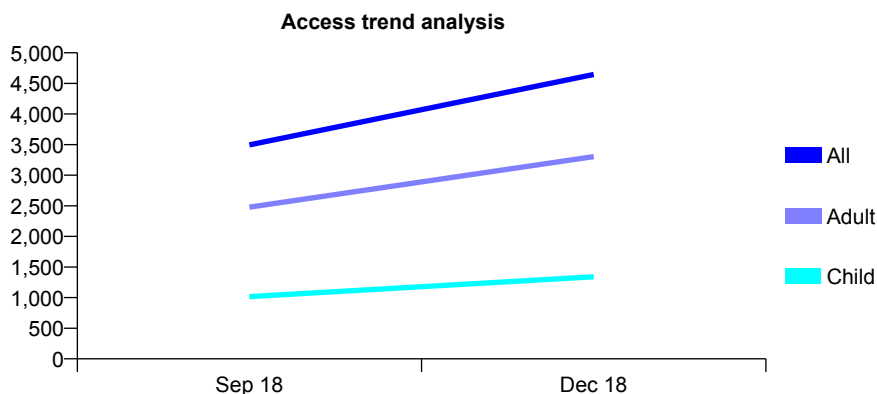
7A3 - Vital Signs At a Glance Contract Report for 100627/0000 - December 2018

Name or company name	Waterfront Dental Centre
Contract type name	Pilot Contract
Purpose of contract	General
Contract start date	01/04/2018
Contract end date	

18/19 Contracted general activity (UDA)	34,423
Carry forward general activity (UDA)	0
18/19 Contracted orthodontic activity (UOA)	0
Carry forward orthodontic activity (UOA)	0
Baseline contract value	£948,033.31

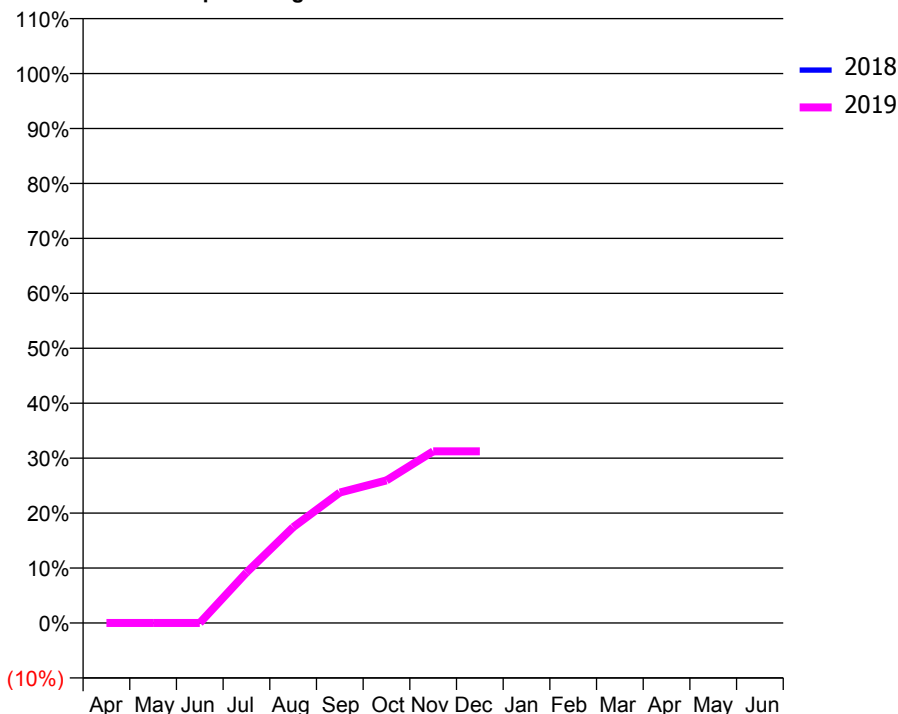
ACCESS*

Patients seen in 24 months	Total	Change since previous quarter
Quarter ending December 2017	0	
Quarter ending March 2018	0	
Quarter ending June 2018	0	
Quarter ending September 2018	3,495	↑
Quarter ending December 2018	4,647	↑
Variance since December 2017	N/A	



ACTIVITY

Cumulative percentage of contracted UDA delivered 2018 & 2019



Month	Adjusted Scheduled Activity (UDA)	
	2018	2019
April	0	0
May	0	0
June	0	0
July	0	3,164
August	0	5,999
September	0	8,172
October	0	8,932
November	0	10,755
December	0	10,755
January	0	
February	0	
March	0	
April	0	
May	0	
June	0	

QUALITY

	Quantity	Base Number	Contract	LHB	Wales
% of FP17s for the same patient ID Re-attending within 3 months - Children	83	1,639	5.1%	9.6%	10.9%
% of FP17s for the same patient ID Re-attending within 3 months - Adults	372	4,557	8.2%	14.1%	15.6%
% of FP17s for the same patient ID Re-attending between 3 & 9 months - Children	28	1,639	1.7%	55.6%	59.6%
% of FP17s for the same patient ID Re-attending between 3 & 9 months - Adults	133	4,557	2.9%	52.5%	55.6%
% of FP17s for Band 1 Urgent Courses	1,952	6,196	31.5%	9.3%	8.9%
% of FP17s Relating to Free Repair or Replacements	64	6,196	1.0%	0.8%	0.7%
% of FP17s Relating to Continuations	1	6,196	0.0%	0.6%	0.7%
% of Patients satisfied with the dentistry they have received	1	2	N/A	92.6%	93.3%
% of Patients satisfied with the time they had to wait for an appointment	1	2	N/A	89.1%	88.0%

* This is based on patients treated on this contract for their most recent course of treatment. Figures in italics indicate the base number of FP17s or Patient Questionnaire responses are less than 100. N/A is shown where the base number of responses is less than 10 during the period. % is calculated as Quantity/Base number*100

7A3 - Vital Signs At a Glance Contract Report for 100854/0000 - December 2018


Name or company name	MISS AE WALKER
Contract type name	GDS Contract
Purpose of contract	General
Contract start date	02/09/2018
Contract end date	

18/19 Contracted general activity (UDA)	105
Carry forward general activity (UDA)	0
18/19 Contracted orthodontic activity (UOA)	0
Carry forward orthodontic activity (UOA)	0
Baseline contract value	£5,448.79

ACCESS*

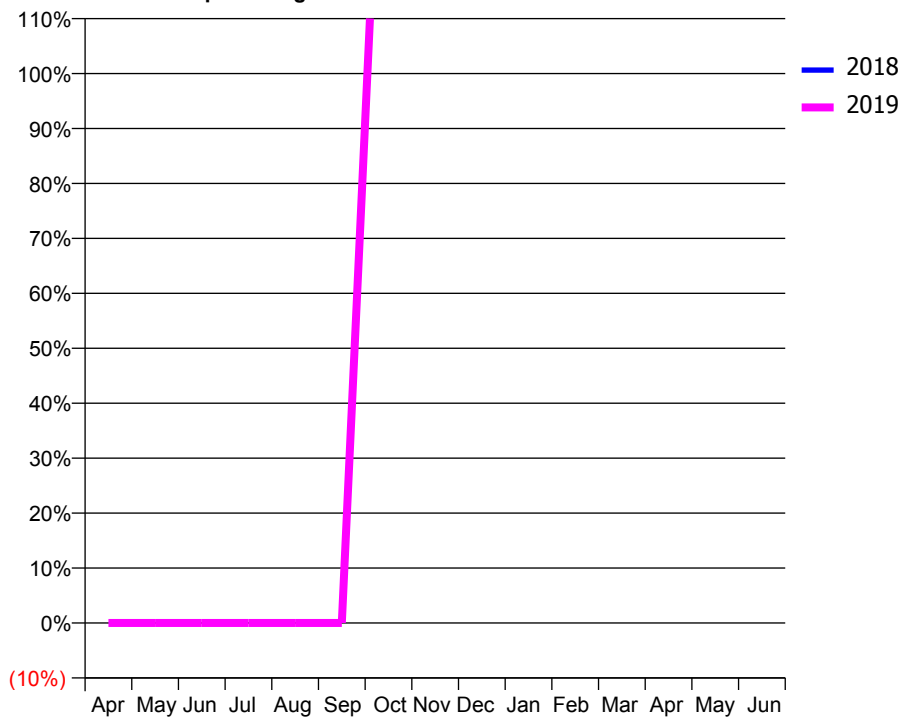
Patients seen in 24 months	Total	Change since previous quarter
Quarter ending December 2017	0	
Quarter ending March 2018	0	
Quarter ending June 2018	0	
Quarter ending September 2018	0	
Quarter ending December 2018	116	↑
Variance since December 2017	N/A	

Access trend analysis



ACTIVITY

Cumulative percentage of contracted UDA delivered 2018 & 2019



Month	Adjusted Scheduled Activity (UDA)	
	2018	2019
April	0	0
May	0	0
June	0	0
July	0	0
August	0	0
September	0	0
October	0	191
November	0	187
December	0	213
January	0	
February	0	
March	0	
April	0	
May	0	
June	0	

QUALITY

	Quantity	Base Number	Contract	LHB	Wales
% of FP17s for the same patient ID Re-attending within 3 months - Children	1	61	1.6%	9.6%	10.9%
% of FP17s for the same patient ID Re-attending within 3 months - Adults	6	73	8.2%	14.1%	15.6%
% of FP17s for the same patient ID Re-attending between 3 & 9 months - Children	0	61	0.0%	55.6%	59.6%
% of FP17s for the same patient ID Re-attending between 3 & 9 months - Adults	0	73	0.0%	52.5%	55.6%
% of FP17s for Band 1 Urgent Courses	23	134	17.2%	9.3%	8.9%
% of FP17s Relating to Free Repair or Replacements	0	134	0.0%	0.8%	0.7%
% of FP17s Relating to Continuations	0	134	0.0%	0.6%	0.7%
% of Patients satisfied with the dentistry they have received	0	0	N/A	92.6%	93.3%
% of Patients satisfied with the time they had to wait for an appointment	0	0	N/A	89.1%	88.0%

* This is based on patients treated on this contract for their most recent course of treatment. Figures in italics indicate the base number of FP17s or Patient Questionnaire responses are less than 100. N/A is shown where the base number of responses is less than 10 during the period. % is calculated as Quantity/Base number*100

7A3 - Vital Signs At a Glance Contract Report for 100855/0000 - December 2018


Name or company name	MISS AE WALKER
Contract type name	GDS Contract
Purpose of contract	General
Contract start date	02/09/2018
Contract end date	

18/19 Contracted general activity (UDA)	1,241
Carry forward general activity (UDA)	0
18/19 Contracted orthodontic activity (UOA)	0
Carry forward orthodontic activity (UOA)	0
Baseline contract value	£32,204.07

ACCESS*

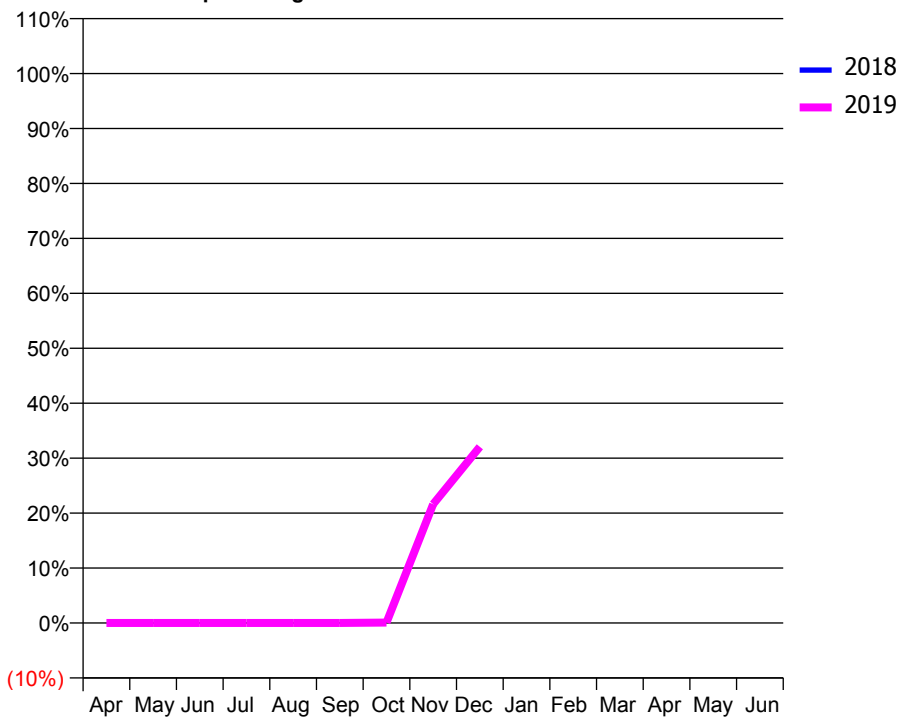
Patients seen in 24 months	Total	Change since previous quarter
Quarter ending December 2017	0	
Quarter ending March 2018	0	
Quarter ending June 2018	0	
Quarter ending September 2018	0	
Quarter ending December 2018	218	↑
Variance since December 2017	N/A	

Access trend analysis



ACTIVITY

Cumulative percentage of contracted UDA delivered 2018 & 2019



Month	Adjusted Scheduled Activity (UDA)	
	2018	2019
April	0	0
May	0	0
June	0	0
July	0	0
August	0	0
September	0	0
October	0	1
November	0	269
December	0	398
January	0	
February	0	
March	0	
April	0	
May	0	
June	0	

QUALITY

	Quantity	Base Number	Contract	LHB	Wales
% of FP17s for the same patient ID Re-attending within 3 months - Children	2	89	2.2%	9.6%	10.9%
% of FP17s for the same patient ID Re-attending within 3 months - Adults	8	140	5.7%	14.1%	15.6%
% of FP17s for the same patient ID Re-attending between 3 & 9 months - Children	0	89	0.0%	55.6%	59.6%
% of FP17s for the same patient ID Re-attending between 3 & 9 months - Adults	0	140	0.0%	52.5%	55.6%
% of FP17s for Band 1 Urgent Courses	25	229	10.9%	9.3%	8.9%
% of FP17s Relating to Free Repair or Replacements	2	229	0.9%	0.8%	0.7%
% of FP17s Relating to Continuations	0	229	0.0%	0.6%	0.7%
% of Patients satisfied with the dentistry they have received	0	0	N/A	92.6%	93.3%
% of Patients satisfied with the time they had to wait for an appointment	0	0	N/A	89.1%	88.0%

* This is based on patients treated on this contract for their most recent course of treatment. Figures in italics indicate the base number of FP17s or Patient Questionnaire responses are less than 100. N/A is shown where the base number of responses is less than 10 during the period. % is calculated as Quantity/Base number*100

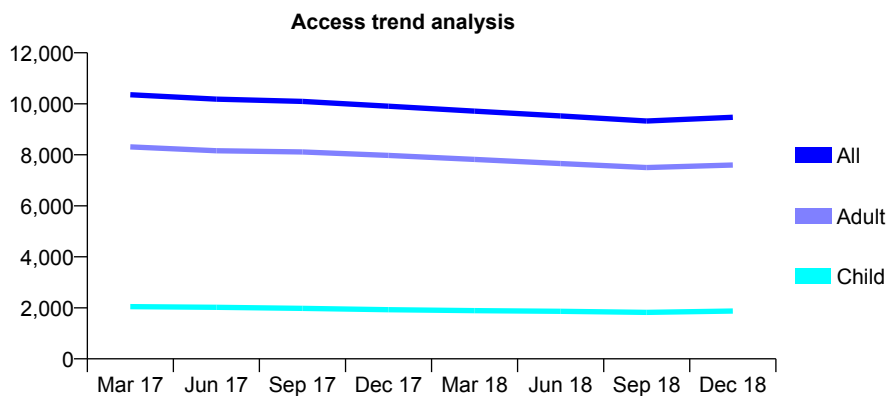
7A3 - Vital Signs At a Glance Contract Report for 101370/0066 - December 2018

Name or company name	Petrie Tucker & Partners Ltd
Contract type name	GDS Contract
Purpose of contract	General
Contract start date	01/04/2006
Contract end date	

18/19 Contracted general activity (UDA)	24,190
Carry forward general activity (UDA)	0
18/19 Contracted orthodontic activity (UOA)	0
Carry forward orthodontic activity (UOA)	0
Baseline contract value	£620,314.43

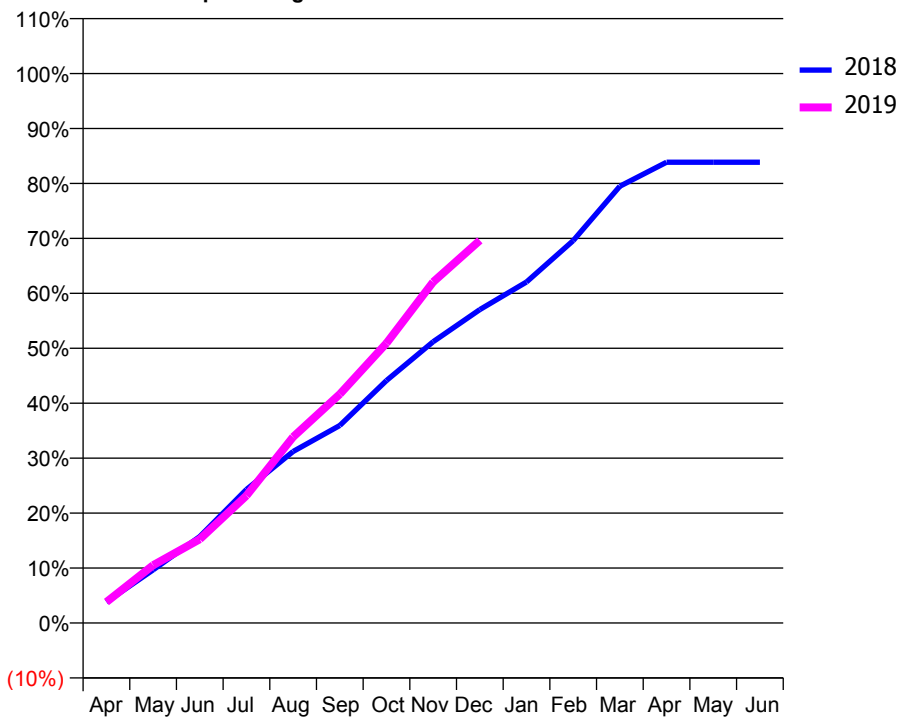
ACCESS*

Patients seen in 24 months	Total	Change since previous quarter
Quarter ending December 2017	9,904	
Quarter ending March 2018	9,710	↓
Quarter ending June 2018	9,525	↓
Quarter ending September 2018	9,323	↓
Quarter ending December 2018	9,474	→
Variance since December 2017	(4.3%)	↓



ACTIVITY

Cumulative percentage of contracted UDA delivered 2018 & 2019



Month	Adjusted Scheduled Activity (UDA)	
	2018	2019
April	927	923
May	2,342	2,545
June	3,805	3,687
July	5,881	5,608
August	7,551	8,191
September	8,696	10,076
October	10,677	12,316
November	12,382	15,015
December	13,796	16,847
January	15,013	
February	16,835	
March	19,228	
April	20,287	
May	20,287	
June	20,287	

QUALITY

	Quantity	Base Number	Contract	LHB	Wales
% of FP17s for the same patient ID Re-attending within 3 months - Children	91	1,890	4.8%	9.6%	10.9%
% of FP17s for the same patient ID Re-attending within 3 months - Adults	737	7,944	9.3%	14.1%	15.6%
% of FP17s for the same patient ID Re-attending between 3 & 9 months - Children	778	1,890	41.2%	55.6%	59.6%
% of FP17s for the same patient ID Re-attending between 3 & 9 months - Adults	3,578	7,944	45.0%	52.5%	55.6%
% of FP17s for Band 1 Urgent Courses	448	9,392	4.8%	9.3%	8.9%
% of FP17s Relating to Free Repair or Replacements	79	9,392	0.8%	0.8%	0.7%
% of FP17s Relating to Continuations	97	9,392	1.0%	0.6%	0.7%
% of Patients satisfied with the dentistry they have received	14	14	100.0%	92.6%	93.3%
% of Patients satisfied with the time they had to wait for an appointment	12	14	85.7%	89.1%	88.0%

* This is based on patients treated on this contract for their most recent course of treatment. Figures in italics indicate the base number of FP17s or Patient Questionnaire responses are less than 100. N/A is shown where the base number of responses is less than 10 during the period. % is calculated as Quantity/Base number*100

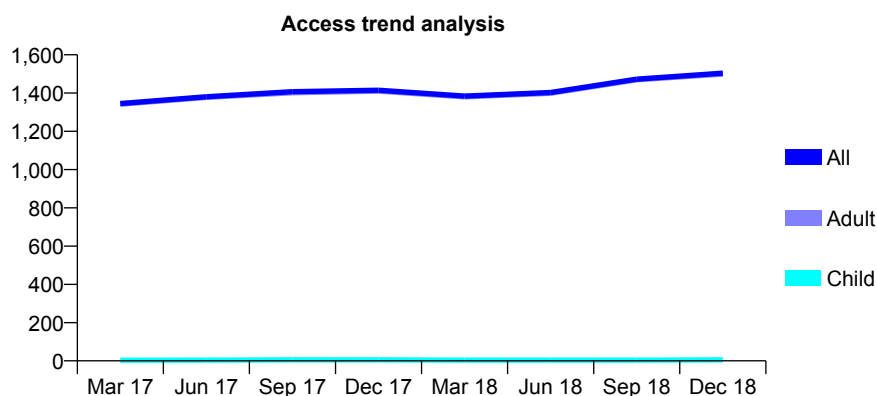
7A3 - Vital Signs At a Glance Contract Report for 103659/0002 - December 2018

Name or company name	Belgrave Dental Centre Ltd
Contract type name	GDS Contract
Purpose of contract	General
Contract start date	01/04/2009
Contract end date	

18/19 Contracted general activity (UDA)	2,050
Carry forward general activity (UDA)	10
18/19 Contracted orthodontic activity (UOA)	0
Carry forward orthodontic activity (UOA)	0
Baseline contract value	£107,113.92

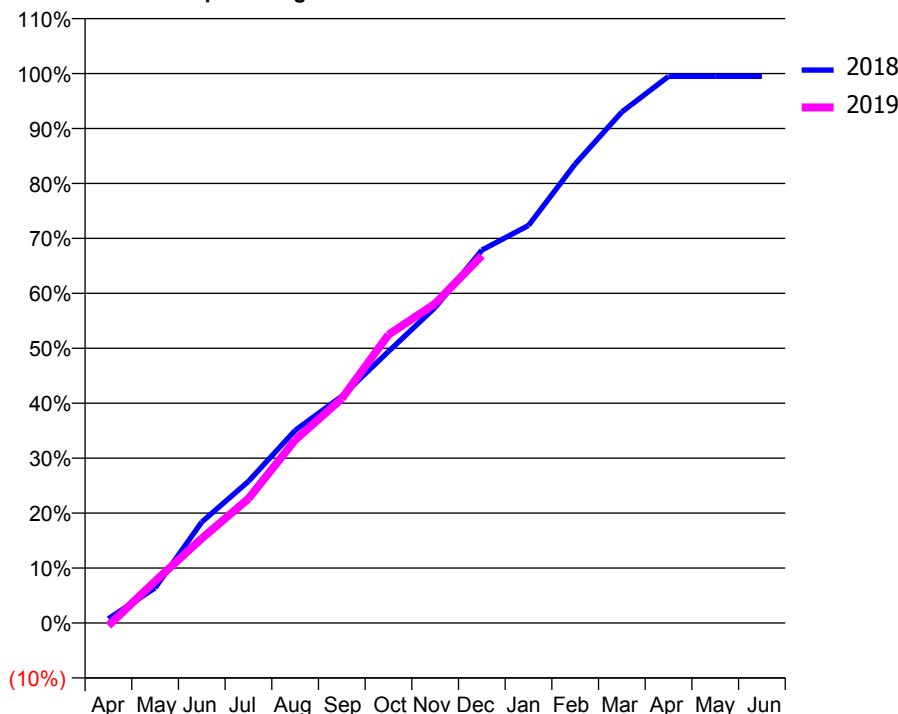
ACCESS*

Patients seen in 24 months	Total	Change since previous quarter
Quarter ending December 2017	1,415	
Quarter ending March 2018	1,384	↓
Quarter ending June 2018	1,403	→
Quarter ending September 2018	1,473	↑
Quarter ending December 2018	1,504	↑
Variance since December 2017	6.3%	↑



ACTIVITY

Cumulative percentage of contracted UDA delivered 2018 & 2019



Adjusted Scheduled Activity (UDA)

Month	2018	2019
April	16	-10
May	131	156
June	377	316
July	529	464
August	719	683
September	846	837
October	1,013	1,076
November	1,177	1,192
December	1,391	1,371
January	1,483	
February	1,713	
March	1,907	
April	2,040	
May	2,040	
June	2,040	

QUALITY

	Quantity	Base Number	Contract	LHB	Wales
% of FP17s for the same patient ID Re-attending within 3 months - Children	0	3	0.0%	9.6%	10.9%
% of FP17s for the same patient ID Re-attending within 3 months - Adults	54	1,061	5.1%	14.1%	15.6%
% of FP17s for the same patient ID Re-attending between 3 & 9 months - Children	0	3	0.0%	55.6%	59.6%
% of FP17s for the same patient ID Re-attending between 3 & 9 months - Adults	298	1,061	28.1%	52.5%	55.6%
% of FP17s for Band 1 Urgent Courses	4	1,002	0.4%	9.3%	8.9%
% of FP17s Relating to Free Repair or Replacements	0	1,002	0.0%	0.8%	0.7%
% of FP17s Relating to Continuations	13	1,002	1.3%	0.6%	0.7%
% of Patients satisfied with the dentistry they have received	0	0	N/A	92.6%	93.3%
% of Patients satisfied with the time they had to wait for an appointment	0	0	N/A	89.1%	88.0%

* This is based on patients treated on this contract for their most recent course of treatment. Figures in italics indicate the base number of FP17s or Patient Questionnaire responses are less than 100. N/A is shown where the base number of responses is less than 10 during the period. % is calculated as Quantity/Base number*100

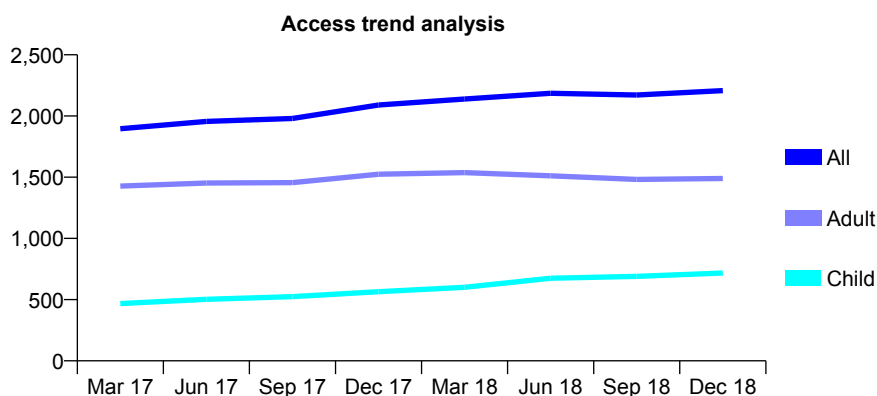
7A3 - Vital Signs At a Glance Contract Report for 103659/0004 - December 2018

Name or company name	Belgrave Dental Centre Ltd
Contract type name	Pilot Contract
Purpose of contract	General
Contract start date	01/04/2013
Contract end date	

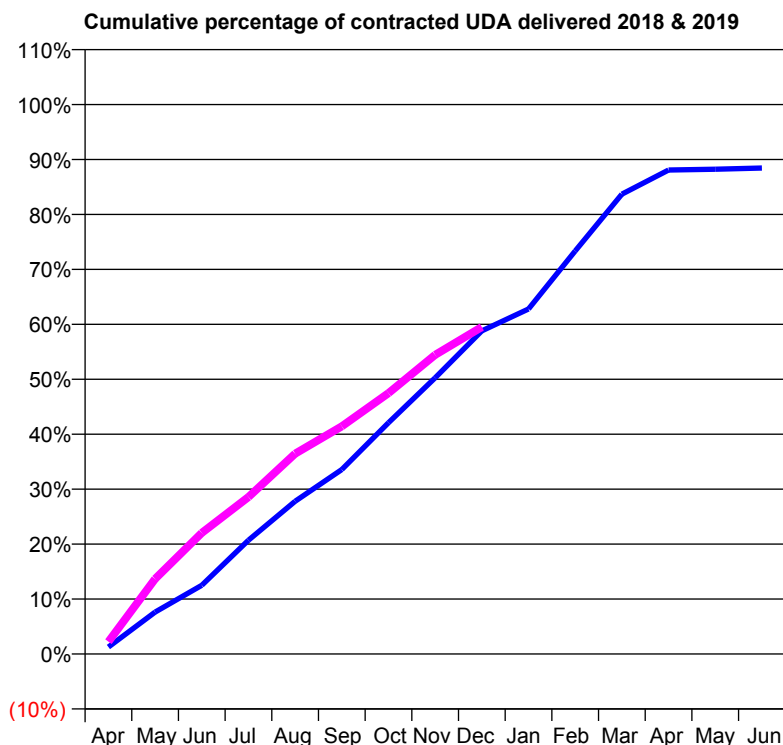
18/19 Contracted general activity (UDA)	7,627
Carry forward general activity (UDA)	0
18/19 Contracted orthodontic activity (UOA)	0
Carry forward orthodontic activity (UOA)	0
Baseline contract value	£195,694.08

ACCESS*

Patients seen in 24 months	Total	Change since previous quarter
Quarter ending December 2017	2,090	
Quarter ending March 2018	2,139	↑
Quarter ending June 2018	2,186	↑
Quarter ending September 2018	2,172	→
Quarter ending December 2018	2,207	→
Variance since December 2017	5.6%	↑



ACTIVITY



Month	Adjusted Scheduled Activity (UDA)	
	2018	2019
April	98	171
May	581	1,042
June	953	1,681
July	1,579	2,179
August	2,120	2,782
September	2,561	3,160
October	3,211	3,622
November	3,833	4,152
December	4,486	4,539
January	4,790	
February	5,595	
March	6,382	
April	6,718	
May	6,729	
June	6,745	

QUALITY

	Quantity	Base Number	Contract	LHB	Wales
% of FP17s for the same patient ID Re-attending within 3 months - Children	50	692	7.2%	9.6%	10.9%
% of FP17s for the same patient ID Re-attending within 3 months - Adults	321	1,506	21.3%	14.1%	15.6%
% of FP17s for the same patient ID Re-attending between 3 & 9 months - Children	289	692	41.8%	55.6%	59.6%
% of FP17s for the same patient ID Re-attending between 3 & 9 months - Adults	705	1,506	46.8%	52.5%	55.6%
% of FP17s for Band 1 Urgent Courses	115	2,088	5.5%	9.3%	8.9%
% of FP17s Relating to Free Repair or Replacements	9	2,088	0.4%	0.8%	0.7%
% of FP17s Relating to Continuations	72	2,088	3.4%	0.6%	0.7%
% of Patients satisfied with the dentistry they have received	6	6	N/A	92.6%	93.3%
% of Patients satisfied with the time they had to wait for an appointment	6	6	N/A	89.1%	88.0%

* This is based on patients treated on this contract for their most recent course of treatment. Figures in italics indicate the base number of FP17s or Patient Questionnaire responses are less than 100. N/A is shown where the base number of responses is less than 10 during the period. % is calculated as Quantity/Base number*100

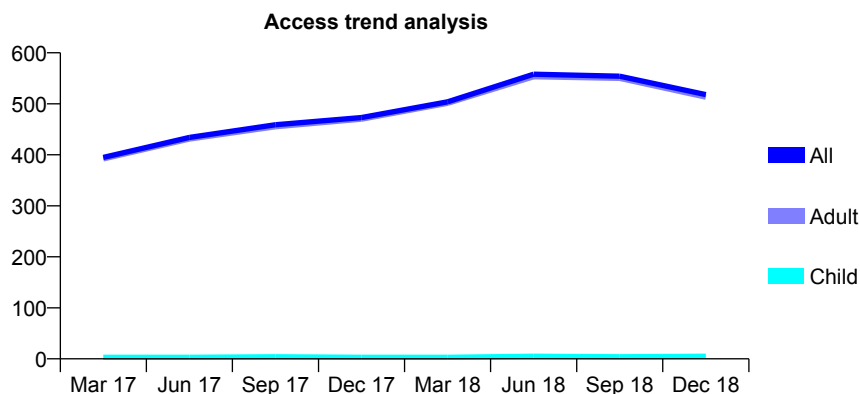
7A3 - Vital Signs At a Glance Contract Report for 114413/0001 - December 2018

Name or company name	Parkway Clinic
Contract type name	GDS Contract
Purpose of contract	General
Contract start date	01/04/2009
Contract end date	

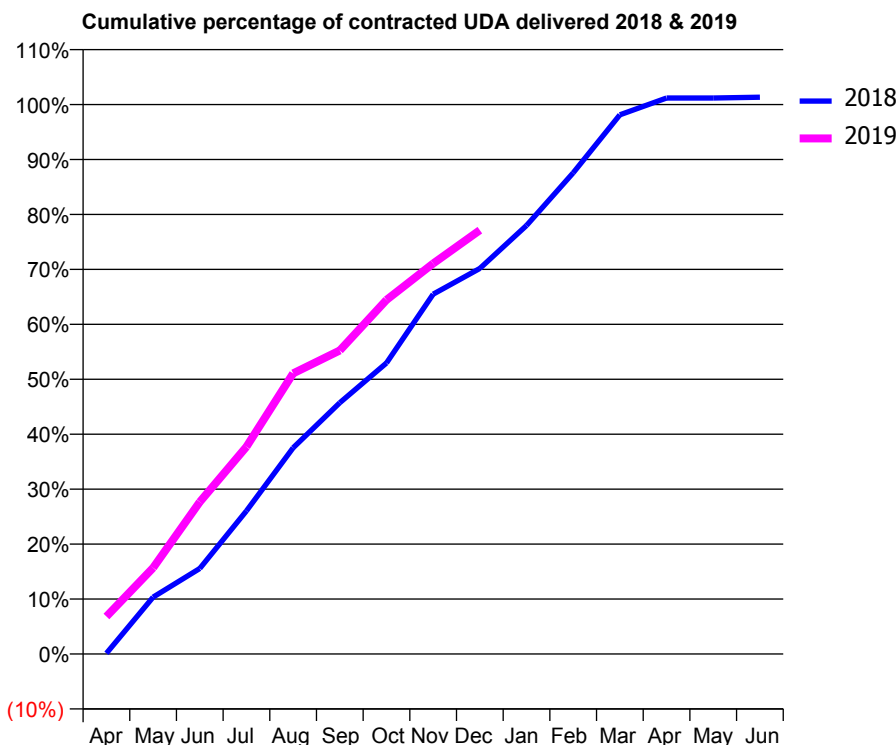
18/19 Contracted general activity (UDA)	1,535
Carry forward general activity (UDA)	-20
18/19 Contracted orthodontic activity (UOA)	0
Carry forward orthodontic activity (UOA)	0
Baseline contract value	£82,503.55

ACCESS*

Patients seen in 24 months	Total	Change since previous quarter
Quarter ending December 2017	473	
Quarter ending March 2018	504	↑
Quarter ending June 2018	558	↑
Quarter ending September 2018	554	→
Quarter ending December 2018	518	↓
Variance since December 2017	9.5%	↑



ACTIVITY



Month	Adjusted Scheduled Activity (UDA)	
	2018	2019
April	2	105
May	159	241
June	239	425
July	400	579
August	576	784
September	702	848
October	813	989
November	1,005	1,091
December	1,077	1,184
January	1,197	
February	1,344	
March	1,506	
April	1,553	
May	1,553	
June	1,555	

QUALITY

	Quantity	Base Number	Contract	LHB	Wales
% of FP17s for the same patient ID Re-attending within 3 months - Children	0	5	0.0%	9.6%	10.9%
% of FP17s for the same patient ID Re-attending within 3 months - Adults	12	413	2.9%	14.1%	15.6%
% of FP17s for the same patient ID Re-attending between 3 & 9 months - Children	1	5	20.0%	55.6%	59.6%
% of FP17s for the same patient ID Re-attending between 3 & 9 months - Adults	10	413	2.4%	52.5%	55.6%
% of FP17s for Band 1 Urgent Courses	0	398	0.0%	9.3%	8.9%
% of FP17s Relating to Free Repair or Replacements	0	398	0.0%	0.8%	0.7%
% of FP17s Relating to Continuations	0	398	0.0%	0.6%	0.7%
% of Patients satisfied with the dentistry they have received	2	2	N/A	92.6%	93.3%
% of Patients satisfied with the time they had to wait for an appointment	0	2	N/A	89.1%	88.0%

* This is based on patients treated on this contract for their most recent course of treatment. Figures in italics indicate the base number of FP17s or Patient Questionnaire responses are less than 100. N/A is shown where the base number of responses is less than 10 during the period. % is calculated as Quantity/Base number*100

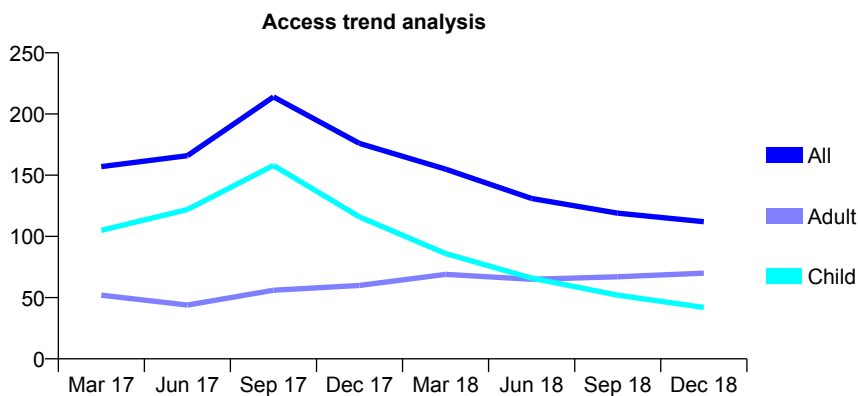
7A3 - Vital Signs At a Glance Contract Report for 114413/0002 - December 2018

Name or company name	Parkway Clinic
Contract type name	PDS Contract
Purpose of contract	General
Contract start date	01/04/2013
Contract end date	31/03/2020

18/19 Contracted general activity (UDA)	600
Carry forward general activity (UDA)	0
18/19 Contracted orthodontic activity (UOA)	0
Carry forward orthodontic activity (UOA)	0
Baseline contract value	£34,661.17

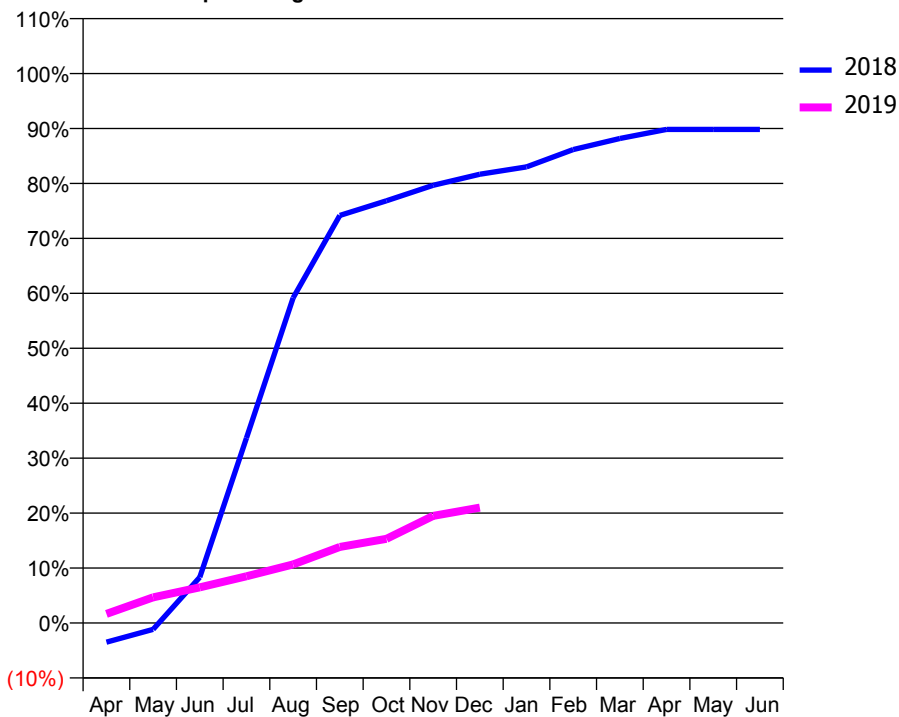
ACCESS*

Patients seen in 24 months	Total	Change since previous quarter
Quarter ending December 2017	176	
Quarter ending March 2018	155	↓
Quarter ending June 2018	131	↓
Quarter ending September 2018	119	↓
Quarter ending December 2018	112	↓
Variance since December 2017	(36.4%)	↓



ACTIVITY

Cumulative percentage of contracted UDA delivered 2018 & 2019



Month	Adjusted Scheduled Activity (UDA)	
	2018	2019
April	-21	10
May	-7	28
June	50	39
July	202	51
August	355	64
September	445	83
October	461	92
November	478	117
December	490	126
January	498	
February	517	
March	529	
April	539	
May	539	
June	539	

QUALITY

	Quantity	Base Number	Contract	LHB	Wales
% of FP17s for the same patient ID Re-attending within 3 months - Children	0	1	0.0%	9.6%	10.9%
% of FP17s for the same patient ID Re-attending within 3 months - Adults	0	49	0.0%	14.1%	15.6%
% of FP17s for the same patient ID Re-attending between 3 & 9 months - Children	0	1	0.0%	55.6%	59.6%
% of FP17s for the same patient ID Re-attending between 3 & 9 months - Adults	0	49	0.0%	52.5%	55.6%
% of FP17s for Band 1 Urgent Courses	0	46	0.0%	9.3%	8.9%
% of FP17s Relating to Free Repair or Replacements	0	46	0.0%	0.8%	0.7%
% of FP17s Relating to Continuations	0	46	0.0%	0.6%	0.7%
% of Patients satisfied with the dentistry they have received	0	0	N/A	92.6%	93.3%
% of Patients satisfied with the time they had to wait for an appointment	0	0	N/A	89.1%	88.0%

* This is based on patients treated on this contract for their most recent course of treatment. Figures in italics indicate the base number of FP17s or Patient Questionnaire responses are less than 100. N/A is shown where the base number of responses is less than 10 during the period. % is calculated as Quantity/Base number*100

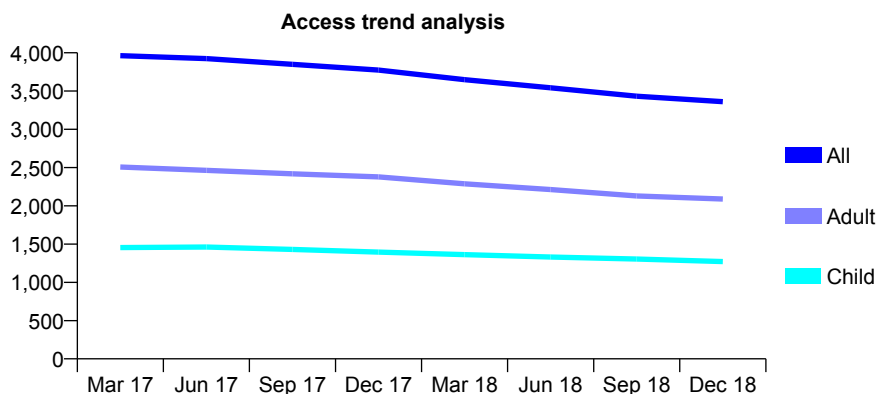
7A3 - Vital Signs At a Glance Contract Report for 117234/0001 - December 2018

Name or company name	Cwmatawe Dental Practice Ltd
Contract type name	GDS Contract
Purpose of contract	General and Orthodontic
Contract start date	01/04/2008
Contract end date	

18/19 Contracted general activity (UDA)	9,000
Carry forward general activity (UDA)	17
18/19 Contracted orthodontic activity (UOA)	3,062
Carry forward orthodontic activity (UOA)	35
Baseline contract value	£435,423.73

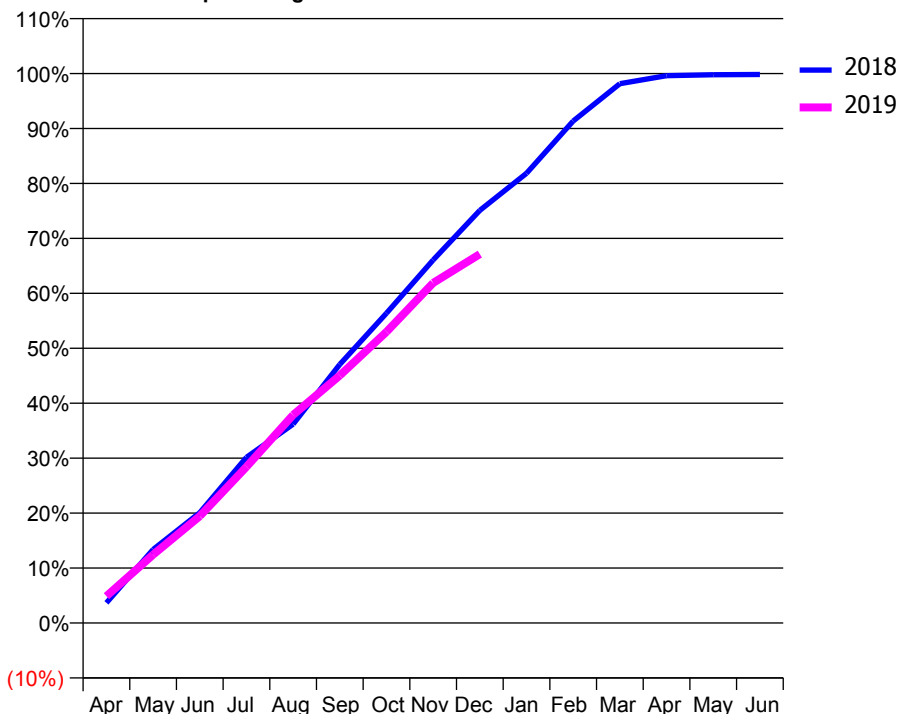
ACCESS*

Patients seen in 24 months	Total	Change since previous quarter
Quarter ending December 2017	3,774	
Quarter ending March 2018	3,649	↓
Quarter ending June 2018	3,543	↓
Quarter ending September 2018	3,433	↓
Quarter ending December 2018	3,361	↓
Variance since December 2017	(10.9%)	↓



ACTIVITY

Cumulative percentage of contracted UDA delivered 2018 & 2019



Month	Adjusted Scheduled Activity (UDA)	
	2018	2019
April	330	439
May	1,205	1,119
June	1,806	1,750
July	2,713	2,559
August	3,258	3,408
September	4,235	4,054
October	5,074	4,768
November	5,945	5,570
December	6,759	6,042
January	7,365	
February	8,223	
March	8,834	
April	8,965	
May	8,980	
June	8,983	

QUALITY

	Quantity	Base Number	Contract	LHB	Wales
% of FP17s for the same patient ID Re-attending within 3 months - Children	104	1,379	7.5%	9.6%	10.9%
% of FP17s for the same patient ID Re-attending within 3 months - Adults	306	2,120	14.4%	14.1%	15.6%
% of FP17s for the same patient ID Re-attending between 3 & 9 months - Children	701	1,379	50.8%	55.6%	59.6%
% of FP17s for the same patient ID Re-attending between 3 & 9 months - Adults	1,192	2,120	56.2%	52.5%	55.6%
% of FP17s for Band 1 Urgent Courses	195	3,291	5.9%	9.3%	8.9%
% of FP17s Relating to Free Repair or Replacements	23	3,291	0.7%	0.8%	0.7%
% of FP17s Relating to Continuations	5	3,291	0.2%	0.6%	0.7%
% of Patients satisfied with the dentistry they have received	7	7	N/A	92.6%	93.3%
% of Patients satisfied with the time they had to wait for an appointment	7	7	N/A	89.1%	88.0%

* This is based on patients treated on this contract for their most recent course of treatment. Figures in italics indicate the base number of FP17s or Patient Questionnaire responses are less than 100. N/A is shown where the base number of responses is less than 10 during the period. % is calculated as Quantity/Base number*100

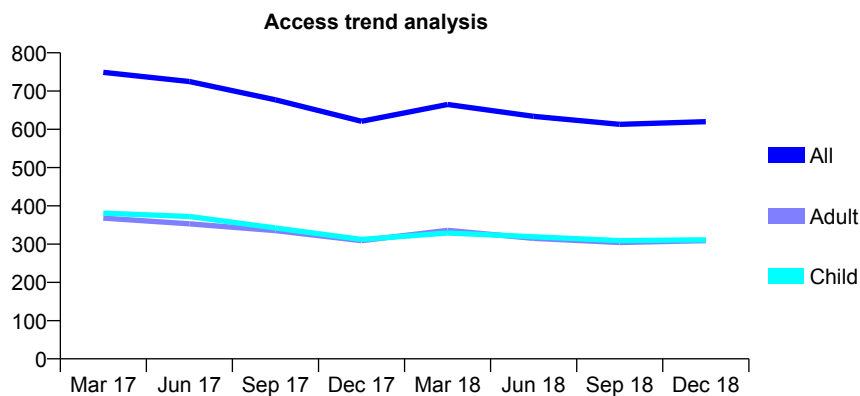
7A3 - Vital Signs At a Glance Contract Report for 121185/0001 - December 2018

Name or company name	The Brynhyfryd Dental Practice Ltd
Contract type name	GDS Contract
Purpose of contract	General
Contract start date	01/09/2011
Contract end date	

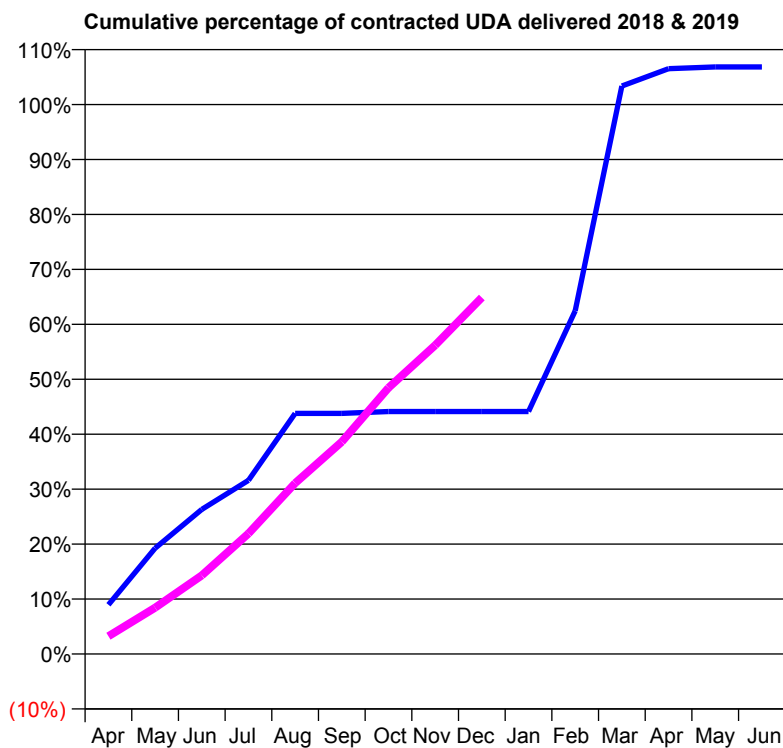
18/19 Contracted general activity (UDA)	2,490
Carry forward general activity (UDA)	0
18/19 Contracted orthodontic activity (UOA)	0
Carry forward orthodontic activity (UOA)	0
Baseline contract value	£72,035.09

ACCESS*

Patients seen in 24 months	Total	Change since previous quarter
Quarter ending December 2017	621	
Quarter ending March 2018	665	↑
Quarter ending June 2018	634	↓
Quarter ending September 2018	613	↓
Quarter ending December 2018	620	→
Variance since December 2017	(0.2%)	→



ACTIVITY



Month	Adjusted Scheduled Activity (UDA)	
	2018	2019
April	164	81
May	353	210
June	482	356
July	578	546
August	801	775
September	801	962
October	807	1,206
November	807	1,399
December	807	1,615
January	807	
February	1,143	
March	1,892	
April	1,949	
May	1,955	
June	1,955	

QUALITY

	Quantity	Base Number	Contract	LHB	Wales
% of FP17s for the same patient ID Re-attending within 3 months - Children	43	350	12.3%	9.6%	10.9%
% of FP17s for the same patient ID Re-attending within 3 months - Adults	70	258	27.1%	14.1%	15.6%
% of FP17s for the same patient ID Re-attending between 3 & 9 months - Children	192	350	54.9%	55.6%	59.6%
% of FP17s for the same patient ID Re-attending between 3 & 9 months - Adults	107	258	41.5%	52.5%	55.6%
% of FP17s for Band 1 Urgent Courses	61	583	10.5%	9.3%	8.9%
% of FP17s Relating to Free Repair or Replacements	0	583	0.0%	0.8%	0.7%
% of FP17s Relating to Continuations	22	583	3.8%	0.6%	0.7%
% of Patients satisfied with the dentistry they have received	1	1	N/A	92.6%	93.3%
% of Patients satisfied with the time they had to wait for an appointment	1	1	N/A	89.1%	88.0%

* This is based on patients treated on this contract for their most recent course of treatment. Figures in italics indicate the base number of FP17s or Patient Questionnaire responses are less than 100. N/A is shown where the base number of responses is less than 10 during the period. % is calculated as Quantity/Base number*100

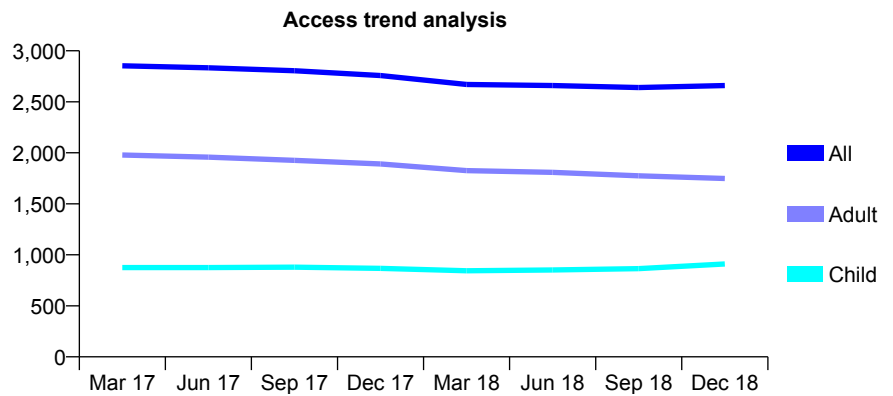
7A3 - Vital Signs At a Glance Contract Report for 123641/0001 - December 2018

Name or company name	Griffiths & Middleton
Contract type name	GDS Contract
Purpose of contract	General
Contract start date	01/11/2012
Contract end date	

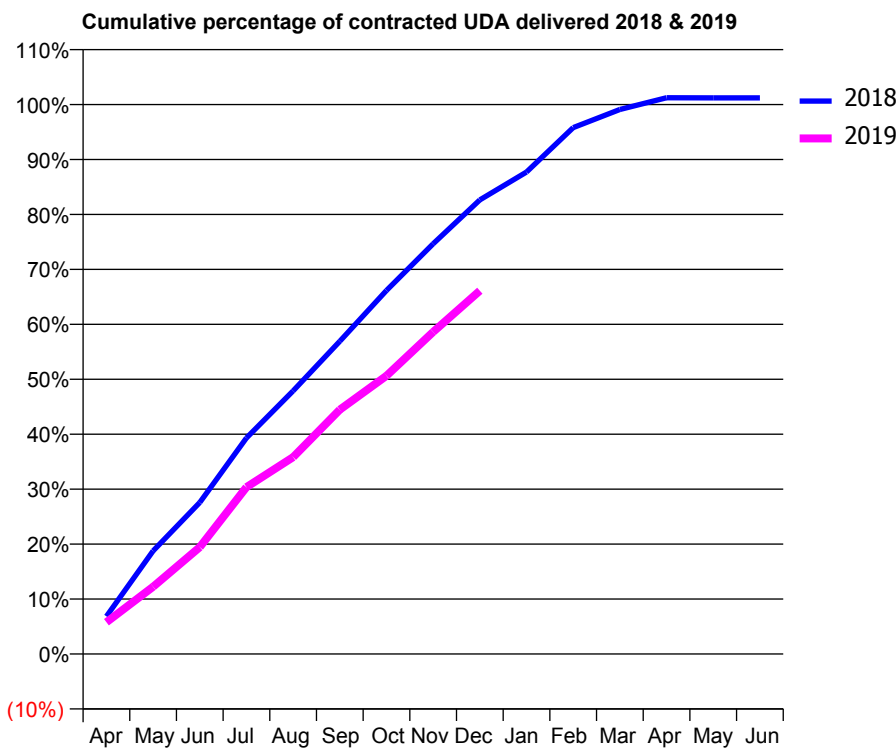
18/19 Contracted general activity (UDA)	8,335
Carry forward general activity (UDA)	0
18/19 Contracted orthodontic activity (UOA)	0
Carry forward orthodontic activity (UOA)	0
Baseline contract value	£221,921.33

ACCESS*

Patients seen in 24 months	Total	Change since previous quarter
Quarter ending December 2017	2,758	
Quarter ending March 2018	2,670	↓
Quarter ending June 2018	2,660	→
Quarter ending September 2018	2,640	→
Quarter ending December 2018	2,660	→
Variance since December 2017	(3.6%)	↓



ACTIVITY



Month	Adjusted Scheduled Activity (UDA)	
	2018	2019
April	571	482
May	1,565	1,020
June	2,298	1,620
July	3,278	2,532
August	3,991	2,987
September	4,744	3,707
October	5,515	4,220
November	6,222	4,886
December	6,887	5,510
January	7,312	
February	7,985	
March	8,260	
April	8,437	
May	8,436	
June	8,436	

QUALITY

	Quantity	Base Number	Contract	LHB	Wales
% of FP17s for the same patient ID Re-attending within 3 months - Children	90	1,147	7.8%	9.6%	10.9%
% of FP17s for the same patient ID Re-attending within 3 months - Adults	364	2,014	18.1%	14.1%	15.6%
% of FP17s for the same patient ID Re-attending between 3 & 9 months - Children	731	1,147	63.7%	55.6%	59.6%
% of FP17s for the same patient ID Re-attending between 3 & 9 months - Adults	1,213	2,014	60.2%	52.5%	55.6%
% of FP17s for Band 1 Urgent Courses	322	3,068	10.5%	9.3%	8.9%
% of FP17s Relating to Free Repair or Replacements	17	3,068	0.6%	0.8%	0.7%
% of FP17s Relating to Continuations	11	3,068	0.4%	0.6%	0.7%
% of Patients satisfied with the dentistry they have received	2	2	N/A	92.6%	93.3%
% of Patients satisfied with the time they had to wait for an appointment	2	2	N/A	89.1%	88.0%

* This is based on patients treated on this contract for their most recent course of treatment. Figures in italics indicate the base number of FP17s or Patient Questionnaire responses are less than 100. N/A is shown where the base number of responses is less than 10 during the period. % is calculated as Quantity/Base number*100

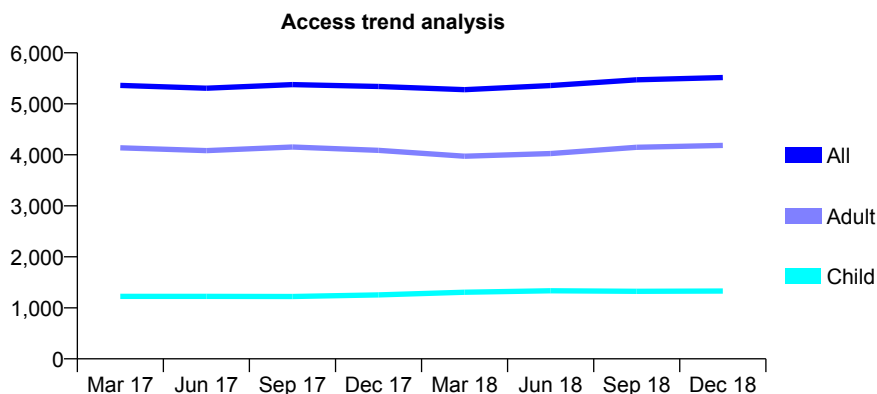
7A3 - Vital Signs At a Glance Contract Report for 125474/0001 - December 2018

Name or company name	Talbot Street Dental Surgery
Contract type name	GDS Contract
Purpose of contract	General
Contract start date	01/04/2014
Contract end date	

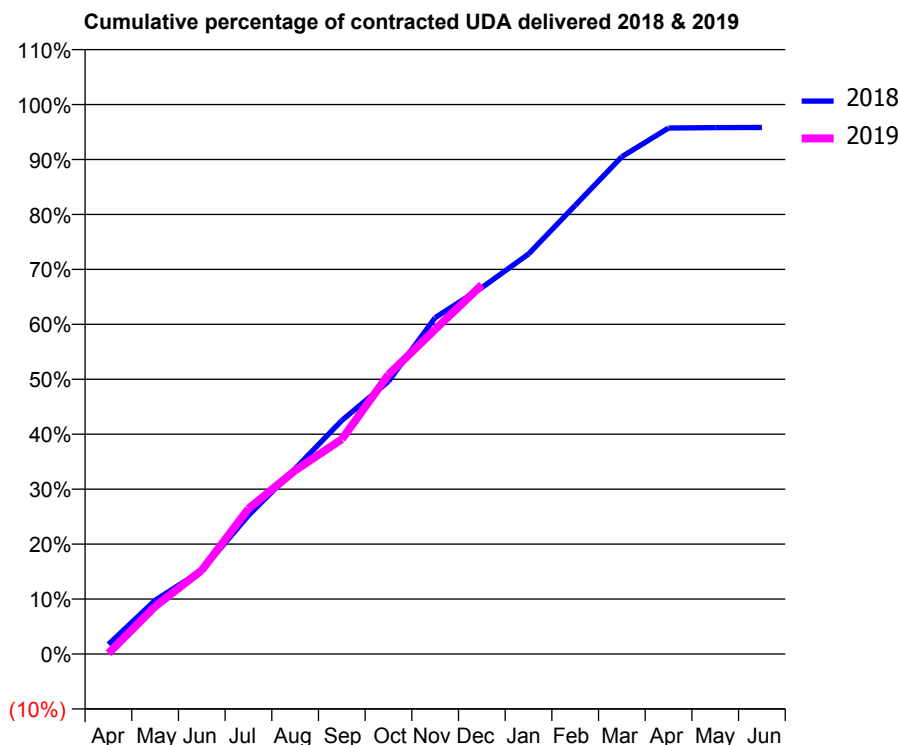
18/19 Contracted general activity (UDA)	15,259
Carry forward general activity (UDA)	637
18/19 Contracted orthodontic activity (UOA)	0
Carry forward orthodontic activity (UOA)	0
Baseline contract value	£390,891.39

ACCESS*

Patients seen in 24 months	Total	Change since previous quarter
Quarter ending December 2017	5,341	
Quarter ending March 2018	5,278	↓
Quarter ending June 2018	5,358	→
Quarter ending September 2018	5,471	↑
Quarter ending December 2018	5,514	→
Variance since December 2017	3.2%	↑



ACTIVITY



Month	Adjusted Scheduled Activity (UDA)	
	2018	2019
April	269	21
May	1,489	1,321
June	2,325	2,327
July	3,847	4,034
August	5,145	5,096
September	6,487	5,963
October	7,571	7,758
November	9,339	9,015
December	10,173	10,250
January	11,106	
February	12,460	
March	13,811	
April	14,607	
May	14,619	
June	14,622	

QUALITY

	Quantity	Base Number	Contract	LHB	Wales
% of FP17s for the same patient ID Re-attending within 3 months - Children	101	1,293	7.8%	9.6%	10.9%
% of FP17s for the same patient ID Re-attending within 3 months - Adults	584	4,532	12.9%	14.1%	15.6%
% of FP17s for the same patient ID Re-attending between 3 & 9 months - Children	661	1,293	51.1%	55.6%	59.6%
% of FP17s for the same patient ID Re-attending between 3 & 9 months - Adults	2,457	4,532	54.2%	52.5%	55.6%
% of FP17s for Band 1 Urgent Courses	423	5,540	7.6%	9.3%	8.9%
% of FP17s Relating to Free Repair or Replacements	35	5,540	0.6%	0.8%	0.7%
% of FP17s Relating to Continuations	89	5,540	1.6%	0.6%	0.7%
% of Patients satisfied with the dentistry they have received	9	9	N/A	92.6%	93.3%
% of Patients satisfied with the time they had to wait for an appointment	9	9	N/A	89.1%	88.0%

* This is based on patients treated on this contract for their most recent course of treatment. Figures in italics indicate the base number of FP17s or Patient Questionnaire responses are less than 100. N/A is shown where the base number of responses is less than 10 during the period. % is calculated as Quantity/Base number*100

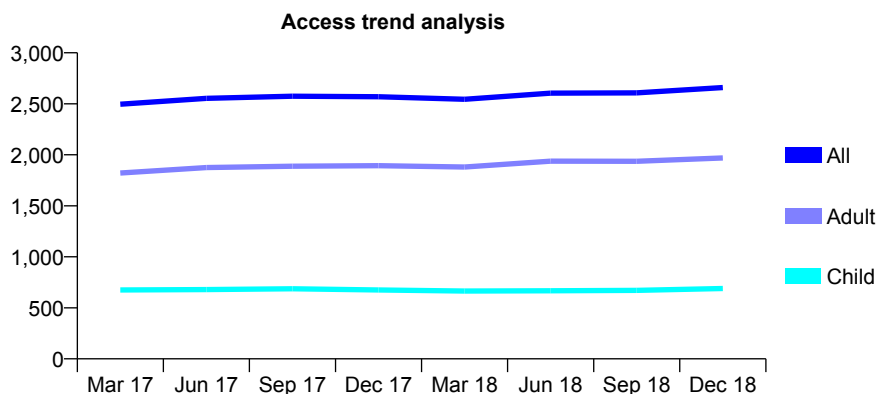
7A3 - Vital Signs At a Glance Contract Report for 127590/0001 - December 2018

Name or company name	Penclawdd Dental Practice
Contract type name	Pilot Contract
Purpose of contract	General
Contract start date	01/01/2011
Contract end date	

18/19 Contracted general activity (UDA)	5,810
Carry forward general activity (UDA)	72
18/19 Contracted orthodontic activity (UOA)	0
Carry forward orthodontic activity (UOA)	0
Baseline contract value	£161,515.66

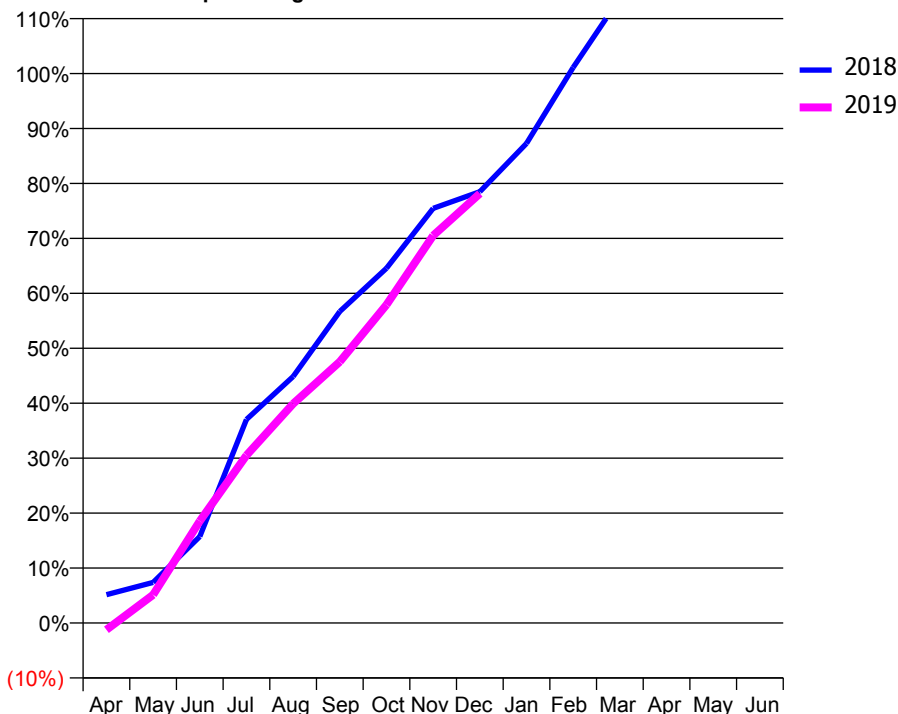
ACCESS*

Patients seen in 24 months	Total	Change since previous quarter
Quarter ending December 2017	2,569	
Quarter ending March 2018	2,545	→
Quarter ending June 2018	2,605	↑
Quarter ending September 2018	2,607	→
Quarter ending December 2018	2,659	→
Variance since December 2017	3.5%	↑



ACTIVITY

Cumulative percentage of contracted UDA delivered 2018 & 2019



Month	Adjusted Scheduled Activity (UDA)	
	2018	2019
April	300	-72
May	429	299
June	914	1,077
July	2,153	1,773
August	2,607	2,319
September	3,294	2,762
October	3,751	3,365
November	4,384	4,096
December	4,560	4,540
January	5,071	
February	5,875	
March	6,605	
April	6,917	
May	7,252	
June	7,257	

QUALITY

	Quantity	Base Number	Contract	LHB	Wales
% of FP17s for the same patient ID Re-attending within 3 months - Children	43	790	5.4%	9.6%	10.9%
% of FP17s for the same patient ID Re-attending within 3 months - Adults	288	1,983	14.5%	14.1%	15.6%
% of FP17s for the same patient ID Re-attending between 3 & 9 months - Children	436	790	55.2%	55.6%	59.6%
% of FP17s for the same patient ID Re-attending between 3 & 9 months - Adults	913	1,983	46.0%	52.5%	55.6%
% of FP17s for Band 1 Urgent Courses	540	2,508	21.5%	9.3%	8.9%
% of FP17s Relating to Free Repair or Replacements	28	2,508	1.1%	0.8%	0.7%
% of FP17s Relating to Continuations	0	2,508	0.0%	0.6%	0.7%
% of Patients satisfied with the dentistry they have received	3	3	N/A	92.6%	93.3%
% of Patients satisfied with the time they had to wait for an appointment	3	3	N/A	89.1%	88.0%

* This is based on patients treated on this contract for their most recent course of treatment. Figures in italics indicate the base number of FP17s or Patient Questionnaire responses are less than 100. N/A is shown where the base number of responses is less than 10 during the period. % is calculated as Quantity/Base number*100

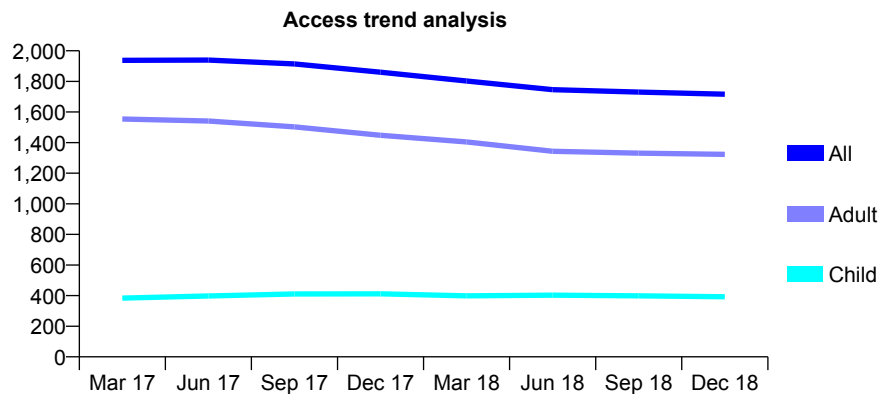
7A3 - Vital Signs At a Glance Contract Report for 128406/0001 - December 2018

Name or company name	Dr Philip Welch
Contract type name	GDS Contract
Purpose of contract	General
Contract start date	01/05/2012
Contract end date	

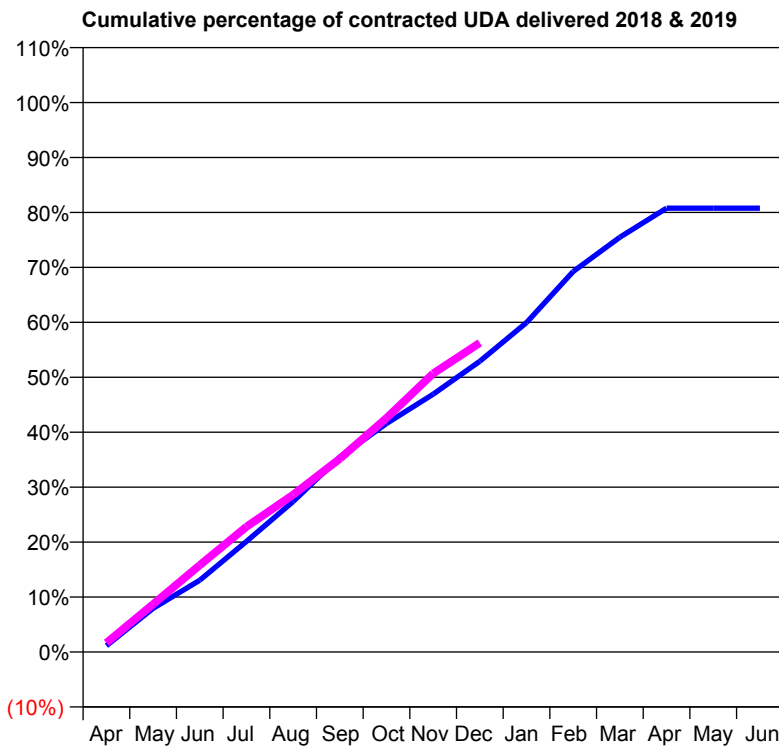
18/19 Contracted general activity (UDA)	6,869
Carry forward general activity (UDA)	0
18/19 Contracted orthodontic activity (UOA)	0
Carry forward orthodontic activity (UOA)	0
Baseline contract value	£184,063.88

ACCESS*

Patients seen in 24 months	Total	Change since previous quarter
Quarter ending December 2017	1,860	
Quarter ending March 2018	1,803	↓
Quarter ending June 2018	1,746	↓
Quarter ending September 2018	1,730	→
Quarter ending December 2018	1,716	→
Variance since December 2017	(7.7%)	↓



ACTIVITY



Month	Adjusted Scheduled Activity (UDA)	
	2018	2019
April	80	114
May	545	597
June	898	1,087
July	1,383	1,566
August	1,881	1,966
September	2,436	2,416
October	2,857	2,925
November	3,223	3,482
December	3,634	3,865
January	4,118	
February	4,757	
March	5,185	
April	5,549	
May	5,549	
June	5,549	

QUALITY

	Quantity	Base Number	Contract	LHB	Wales
% of FP17s for the same patient ID Re-attending within 3 months - Children	33	447	7.4%	9.6%	10.9%
% of FP17s for the same patient ID Re-attending within 3 months - Adults	245	1,658	14.8%	14.1%	15.6%
% of FP17s for the same patient ID Re-attending between 3 & 9 months - Children	233	447	52.1%	55.6%	59.6%
% of FP17s for the same patient ID Re-attending between 3 & 9 months - Adults	868	1,658	52.4%	52.5%	55.6%
% of FP17s for Band 1 Urgent Courses	301	1,915	15.7%	9.3%	8.9%
% of FP17s Relating to Free Repair or Replacements	16	1,915	0.8%	0.8%	0.7%
% of FP17s Relating to Continuations	9	1,915	0.5%	0.6%	0.7%
% of Patients satisfied with the dentistry they have received	9	9	N/A	92.6%	93.3%
% of Patients satisfied with the time they had to wait for an appointment	8	9	N/A	89.1%	88.0%

* This is based on patients treated on this contract for their most recent course of treatment. Figures in italics indicate the base number of FP17s or Patient Questionnaire responses are less than 100. N/A is shown where the base number of responses is less than 10 during the period. % is calculated as Quantity/Base number*100

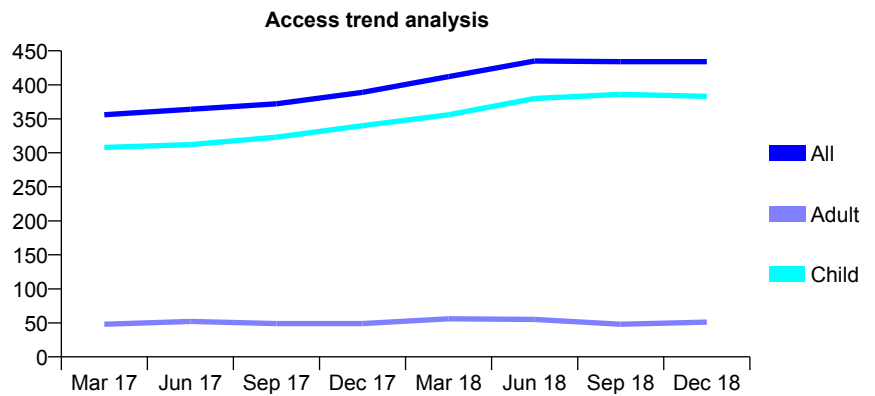
7A3 - Vital Signs At a Glance Contract Report for 136743/0001 - December 2018

Name or company name	Dr Webster & Dr Close
Contract type name	GDS Contract
Purpose of contract	General
Contract start date	07/06/2013
Contract end date	

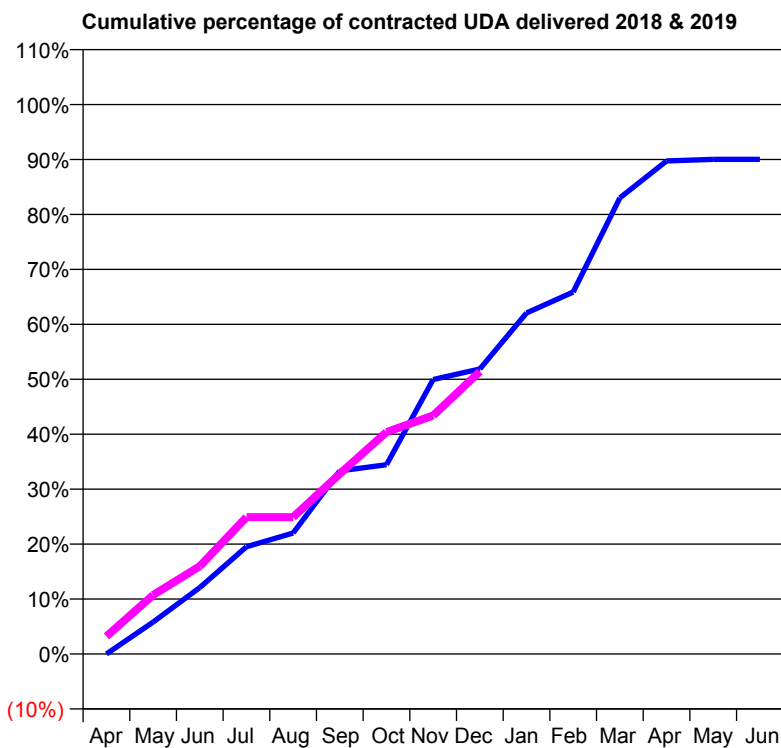
18/19 Contracted general activity (UDA)	1,000
Carry forward general activity (UDA)	0
18/19 Contracted orthodontic activity (UOA)	0
Carry forward orthodontic activity (UOA)	0
Baseline contract value	£22,871.07

ACCESS*

Patients seen in 24 months	Total	Change since previous quarter
Quarter ending December 2017	389	
Quarter ending March 2018	412	↑
Quarter ending June 2018	435	↑
Quarter ending September 2018	434	→
Quarter ending December 2018	434	→
Variance since December 2017	11.6%	↑



ACTIVITY



Month	Adjusted Scheduled Activity (UDA)	
	2018	2019
April	0	32
May	58	107
June	121	160
July	195	249
August	220	249
September	333	328
October	344	404
November	500	434
December	519	514
January	621	
February	659	
March	830	
April	897	
May	900	
June	900	

QUALITY

	Quantity	Base Number	Contract	LHB	Wales
% of FP17s for the same patient ID Re-attending within 3 months - Children	23	378	6.1%	9.6%	10.9%
% of FP17s for the same patient ID Re-attending within 3 months - Adults	0	14	0.0%	14.1%	15.6%
% of FP17s for the same patient ID Re-attending between 3 & 9 months - Children	211	378	55.8%	55.6%	59.6%
% of FP17s for the same patient ID Re-attending between 3 & 9 months - Adults	9	14	64.3%	52.5%	55.6%
% of FP17s for Band 1 Urgent Courses	5	345	1.4%	9.3%	8.9%
% of FP17s Relating to Free Repair or Replacements	0	345	0.0%	0.8%	0.7%
% of FP17s Relating to Continuations	0	345	0.0%	0.6%	0.7%
% of Patients satisfied with the dentistry they have received	0	0	N/A	92.6%	93.3%
% of Patients satisfied with the time they had to wait for an appointment	0	0	N/A	89.1%	88.0%

* This is based on patients treated on this contract for their most recent course of treatment. Figures in italics indicate the base number of FP17s or Patient Questionnaire responses are less than 100. N/A is shown where the base number of responses is less than 10 during the period. % is calculated as Quantity/Base number*100

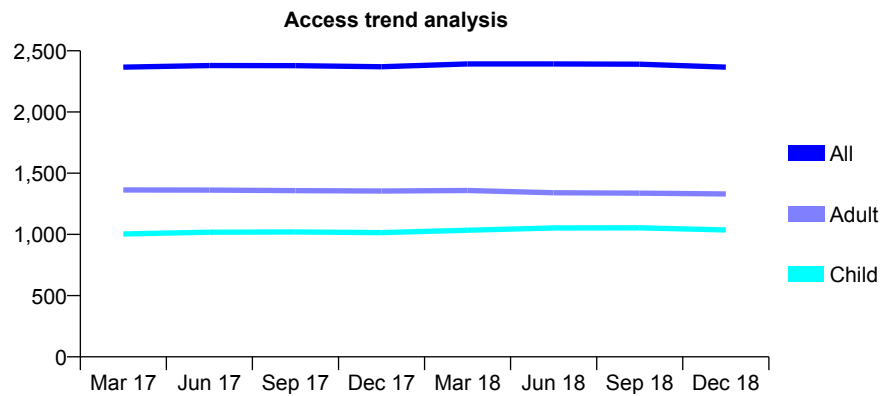
7A3 - Vital Signs At a Glance Contract Report for 142301/0001 - December 2018

Name or company name	Gower Healthcare Ltd
Contract type name	GDS Contract
Purpose of contract	General
Contract start date	01/04/2009
Contract end date	

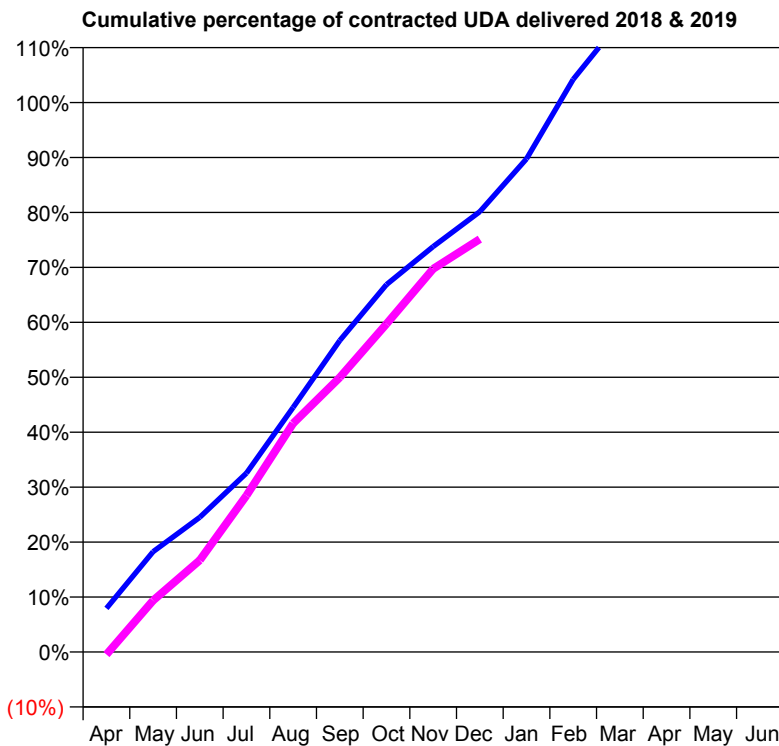
18/19 Contracted general activity (UDA)	7,500
Carry forward general activity (UDA)	379
18/19 Contracted orthodontic activity (UOA)	0
Carry forward orthodontic activity (UOA)	0
Baseline contract value	£192,239.11

ACCESS*

Patients seen in 24 months	Total	Change since previous quarter
Quarter ending December 2017	2,370	
Quarter ending March 2018	2,393	→
Quarter ending June 2018	2,393	→
Quarter ending September 2018	2,391	→
Quarter ending December 2018	2,367	↓
Variance since December 2017	(0.1%)	→



ACTIVITY



Month	Adjusted Scheduled Activity (UDA)	
	2018	2019
April	597	-36
May	1,370	703
June	1,838	1,253
July	2,441	2,135
August	3,339	3,120
September	4,253	3,748
October	5,016	4,478
November	5,534	5,230
December	6,010	5,637
January	6,731	
February	7,816	
March	8,603	
April	8,948	
May	8,936	
June	8,941	

QUALITY

	Quantity	Base Number	Contract	LHB	Wales
% of FP17s for the same patient ID Re-attending within 3 months - Children	97	1,243	7.8%	9.6%	10.9%
% of FP17s for the same patient ID Re-attending within 3 months - Adults	309	1,508	20.5%	14.1%	15.6%
% of FP17s for the same patient ID Re-attending between 3 & 9 months - Children	883	1,243	71.0%	55.6%	59.6%
% of FP17s for the same patient ID Re-attending between 3 & 9 months - Adults	866	1,508	57.4%	52.5%	55.6%
% of FP17s for Band 1 Urgent Courses	138	2,608	5.3%	9.3%	8.9%
% of FP17s Relating to Free Repair or Replacements	5	2,608	0.2%	0.8%	0.7%
% of FP17s Relating to Continuations	1	2,608	0.0%	0.6%	0.7%
% of Patients satisfied with the dentistry they have received	2	2	N/A	92.6%	93.3%
% of Patients satisfied with the time they had to wait for an appointment	2	2	N/A	89.1%	88.0%

* This is based on patients treated on this contract for their most recent course of treatment. Figures in italics indicate the base number of FP17s or Patient Questionnaire responses are less than 100. N/A is shown where the base number of responses is less than 10 during the period. % is calculated as Quantity/Base number*100

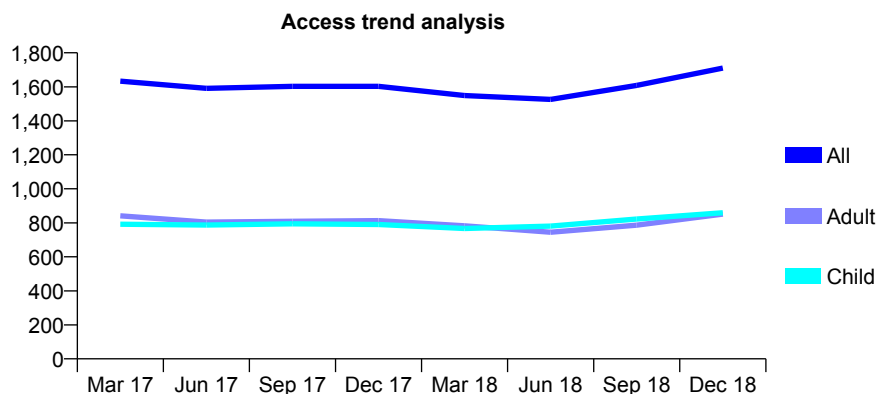
7A3 - Vital Signs At a Glance Contract Report for 143200/0001 - December 2018

Name or company name	Rhys Griffiths Ltd
Contract type name	GDS Contract
Purpose of contract	General
Contract start date	01/04/2015
Contract end date	

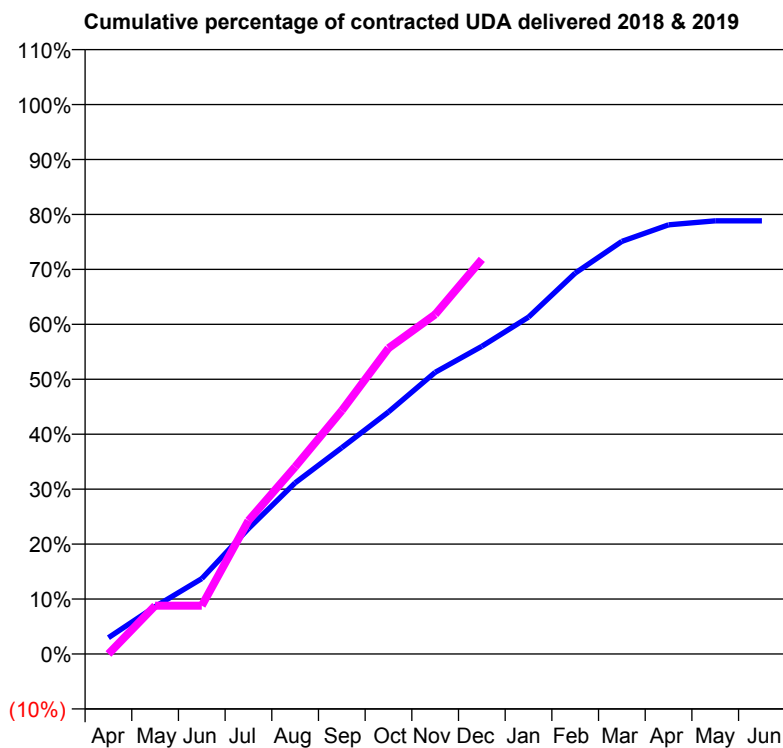
18/19 Contracted general activity (UDA)	5,144
Carry forward general activity (UDA)	0
18/19 Contracted orthodontic activity (UOA)	0
Carry forward orthodontic activity (UOA)	0
Baseline contract value	£130,043.39

ACCESS*

Patients seen in 24 months	Total	Change since previous quarter
Quarter ending December 2017	1,603	
Quarter ending March 2018	1,549	↓
Quarter ending June 2018	1,526	↓
Quarter ending September 2018	1,608	↑
Quarter ending December 2018	1,710	↑
Variance since December 2017	6.7%	↑



ACTIVITY



Month	Adjusted Scheduled Activity (UDA)	
	2018	2019
April	153	0
May	443	453
June	706	453
July	1,174	1,249
August	1,602	1,752
September	1,932	2,279
October	2,266	2,863
November	2,637	3,178
December	2,881	3,694
January	3,153	
February	3,566	
March	3,862	
April	4,018	
May	4,055	
June	4,055	

QUALITY

	Quantity	Base Number	Contract	LHB	Wales
% of FP17s for the same patient ID Re-attending within 3 months - Children	59	894	6.6%	9.6%	10.9%
% of FP17s for the same patient ID Re-attending within 3 months - Adults	155	761	20.4%	14.1%	15.6%
% of FP17s for the same patient ID Re-attending between 3 & 9 months - Children	423	894	47.3%	55.6%	59.6%
% of FP17s for the same patient ID Re-attending between 3 & 9 months - Adults	293	761	38.5%	52.5%	55.6%
% of FP17s for Band 1 Urgent Courses	156	1,571	9.9%	9.3%	8.9%
% of FP17s Relating to Free Repair or Replacements	3	1,571	0.2%	0.8%	0.7%
% of FP17s Relating to Continuations	3	1,571	0.2%	0.6%	0.7%
% of Patients satisfied with the dentistry they have received	5	5	N/A	92.6%	93.3%
% of Patients satisfied with the time they had to wait for an appointment	5	5	N/A	89.1%	88.0%

* This is based on patients treated on this contract for their most recent course of treatment. Figures in italics indicate the base number of FP17s or Patient Questionnaire responses are less than 100. N/A is shown where the base number of responses is less than 10 during the period. % is calculated as Quantity/Base number*100

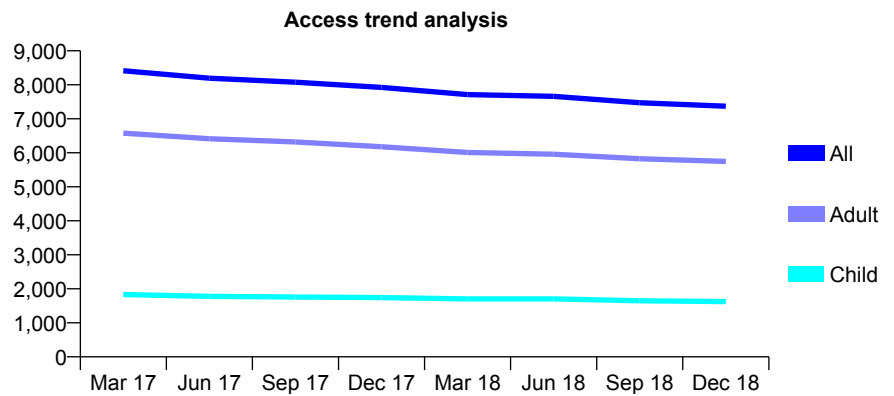
7A3 - Vital Signs At a Glance Contract Report for 145610/0001 - December 2018

Name or company name	Beynons Dental Surgery
Contract type name	GDS Contract
Purpose of contract	General
Contract start date	01/04/2009
Contract end date	

18/19 Contracted general activity (UDA)	24,396
Carry forward general activity (UDA)	0
18/19 Contracted orthodontic activity (UOA)	0
Carry forward orthodontic activity (UOA)	0
Baseline contract value	£625,329.63

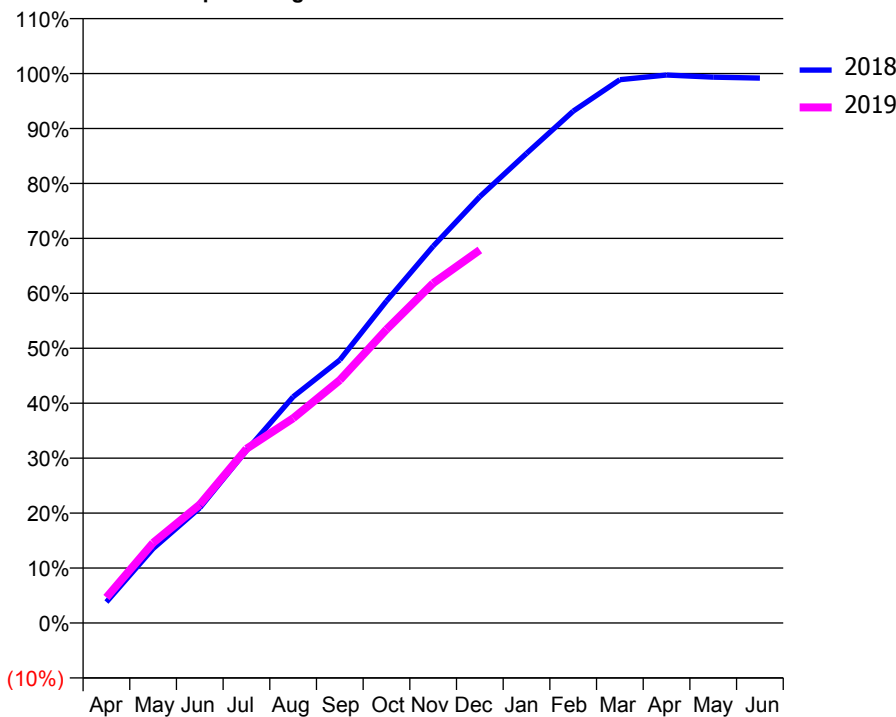
ACCESS*

Patients seen in 24 months	Total	Change since previous quarter
Quarter ending December 2017	7,923	
Quarter ending March 2018	7,713	↓
Quarter ending June 2018	7,661	→
Quarter ending September 2018	7,472	↓
Quarter ending December 2018	7,372	↓
Variance since December 2017	(7.0%)	↓



ACTIVITY

Cumulative percentage of contracted UDA delivered 2018 & 2019



Month	Adjusted Scheduled Activity (UDA)	
	2018	2019
April	934	1,135
May	3,307	3,560
June	5,112	5,262
July	7,659	7,738
August	10,042	9,089
September	11,680	10,785
October	14,294	13,035
November	16,727	15,089
December	18,927	16,559
January	20,849	
February	22,726	
March	24,119	
April	24,327	
May	24,234	
June	24,194	

QUALITY

	Quantity	Base Number	Contract	LHB	Wales
% of FP17s for the same patient ID Re-attending within 3 months - Children	124	1,902	6.5%	9.6%	10.9%
% of FP17s for the same patient ID Re-attending within 3 months - Adults	756	6,846	11.0%	14.1%	15.6%
% of FP17s for the same patient ID Re-attending between 3 & 9 months - Children	1,265	1,902	66.5%	55.6%	59.6%
% of FP17s for the same patient ID Re-attending between 3 & 9 months - Adults	4,685	6,846	68.4%	52.5%	55.6%
% of FP17s for Band 1 Urgent Courses	670	8,577	7.8%	9.3%	8.9%
% of FP17s Relating to Free Repair or Replacements	71	8,577	0.8%	0.8%	0.7%
% of FP17s Relating to Continuations	9	8,577	0.1%	0.6%	0.7%
% of Patients satisfied with the dentistry they have received	19	21	90.5%	92.6%	93.3%
% of Patients satisfied with the time they had to wait for an appointment	17	21	81.0%	89.1%	88.0%

* This is based on patients treated on this contract for their most recent course of treatment. Figures in italics indicate the base number of FP17s or Patient Questionnaire responses are less than 100. N/A is shown where the base number of responses is less than 10 during the period. % is calculated as Quantity/Base number*100

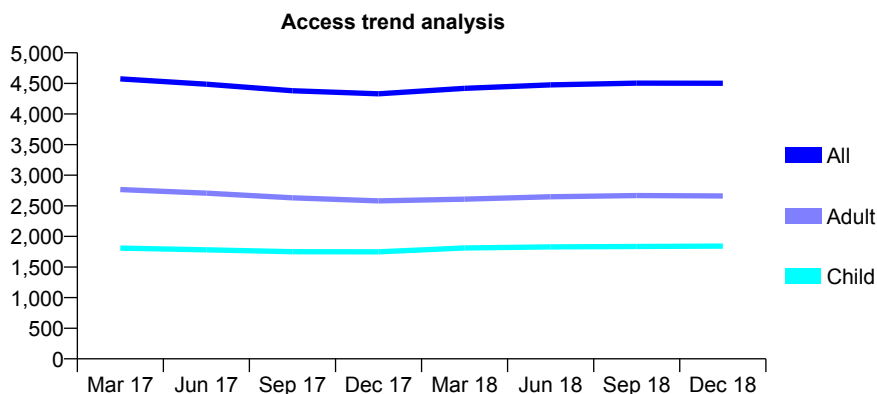
7A3 - Vital Signs At a Glance Contract Report for 147427/0001 - December 2018

Name or company name	Manor Road Dental Practice Limited
Contract type name	GDS Contract
Purpose of contract	General
Contract start date	01/08/2009
Contract end date	

18/19 Contracted general activity (UDA)	11,252
Carry forward general activity (UDA)	0
18/19 Contracted orthodontic activity (UOA)	0
Carry forward orthodontic activity (UOA)	0
Baseline contract value	£290,706.86

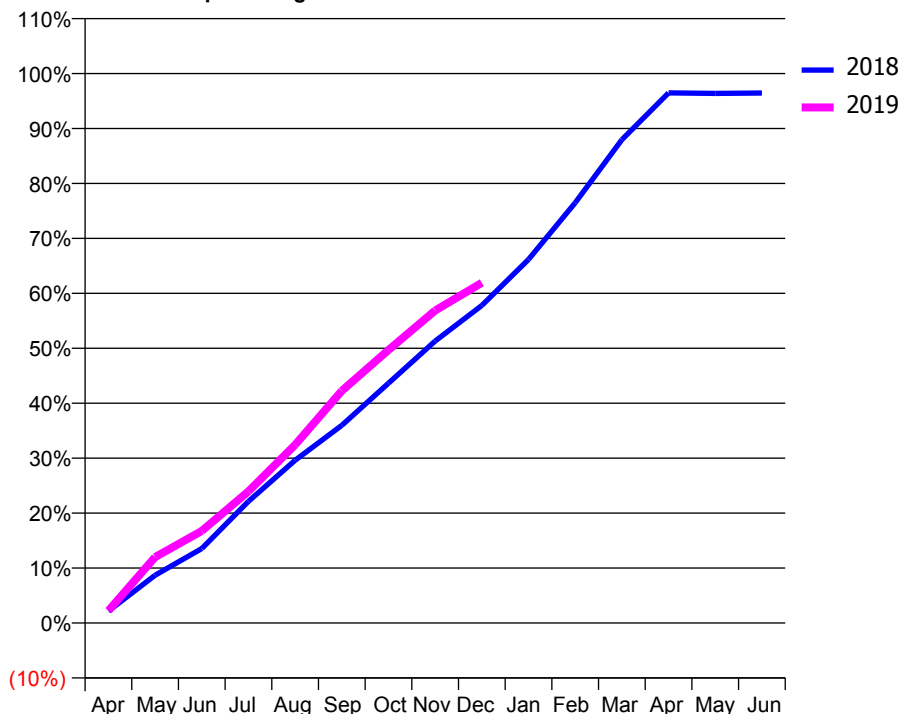
ACCESS*

Patients seen in 24 months	Total	Change since previous quarter
Quarter ending December 2017	4,329	
Quarter ending March 2018	4,419	↑
Quarter ending June 2018	4,477	→
Quarter ending September 2018	4,504	→
Quarter ending December 2018	4,502	→
Variance since December 2017	4.0%	↑



ACTIVITY

Cumulative percentage of contracted UDA delivered 2018 & 2019



Adjusted Scheduled Activity (UDA)

Month	2018	2019
April	245	254
May	979	1,349
June	1,524	1,886
July	2,492	2,697
August	3,334	3,649
September	4,049	4,756
October	4,910	5,592
November	5,775	6,400
December	6,503	6,967
January	7,445	
February	8,604	
March	9,898	
April	10,856	
May	10,844	
June	10,851	

QUALITY

	Quantity	Base Number	Contract	LHB	Wales
% of FP17s for the same patient ID Re-attending within 3 months - Children	159	1,782	8.9%	9.6%	10.9%
% of FP17s for the same patient ID Re-attending within 3 months - Adults	333	2,034	16.4%	14.1%	15.6%
% of FP17s for the same patient ID Re-attending between 3 & 9 months - Children	798	1,782	44.8%	55.6%	59.6%
% of FP17s for the same patient ID Re-attending between 3 & 9 months - Adults	624	2,034	30.7%	52.5%	55.6%
% of FP17s for Band 1 Urgent Courses	746	3,393	22.0%	9.3%	8.9%
% of FP17s Relating to Free Repair or Replacements	3	3,393	0.1%	0.8%	0.7%
% of FP17s Relating to Continuations	8	3,393	0.2%	0.6%	0.7%
% of Patients satisfied with the dentistry they have received	8	8	N/A	92.6%	93.3%
% of Patients satisfied with the time they had to wait for an appointment	8	8	N/A	89.1%	88.0%

* This is based on patients treated on this contract for their most recent course of treatment. Figures in italics indicate the base number of FP17s or Patient Questionnaire responses are less than 100. N/A is shown where the base number of responses is less than 10 during the period. % is calculated as Quantity/Base number*100

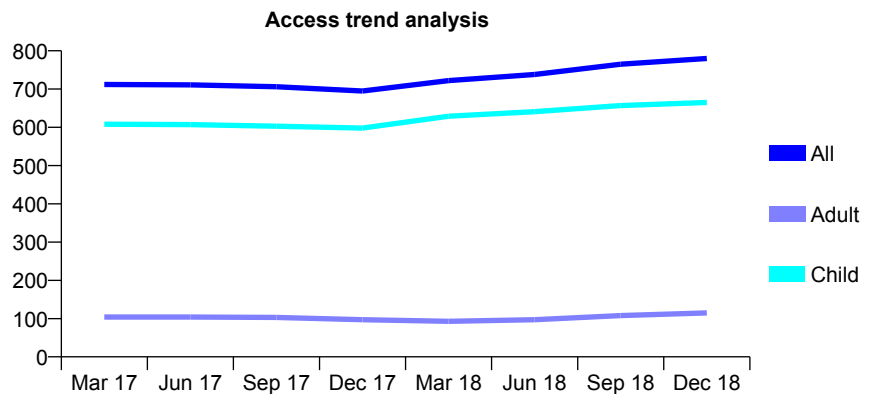
7A3 - Vital Signs At a Glance Contract Report for 147540/0001 - December 2018

Name or company name	Marsh Dental Surgery
Contract type name	GDS Contract
Purpose of contract	General
Contract start date	01/04/2006
Contract end date	

18/19 Contracted general activity (UDA)	2,000
Carry forward general activity (UDA)	0
18/19 Contracted orthodontic activity (UOA)	0
Carry forward orthodontic activity (UOA)	0
Baseline contract value	£51,274.20

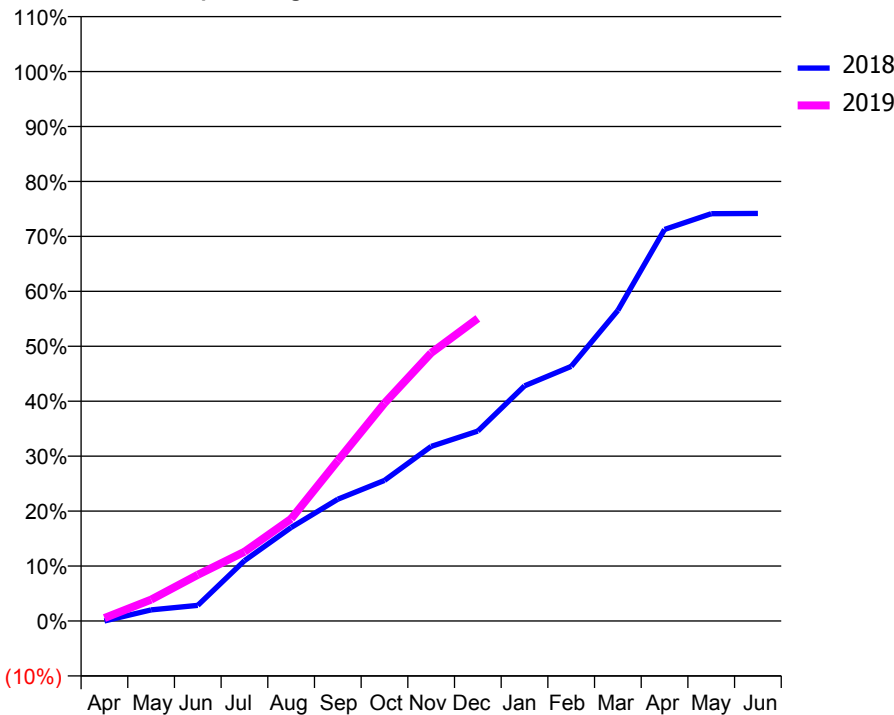
ACCESS*

Patients seen in 24 months	Total	Change since previous quarter
Quarter ending December 2017	695	
Quarter ending March 2018	722	↑
Quarter ending June 2018	738	↑
Quarter ending September 2018	765	↑
Quarter ending December 2018	780	→
Variance since December 2017	12.2%	↑



ACTIVITY

Cumulative percentage of contracted UDA delivered 2018 & 2019



Month	Adjusted Scheduled Activity (UDA)	
	2018	2019
April	0	11
May	37	78
June	52	168
July	200	252
August	311	372
September	405	583
October	467	793
November	580	976
December	631	1,102
January	781	
February	846	
March	1,032	
April	1,300	
May	1,353	
June	1,354	

QUALITY

	Quantity	Base Number	Contract	LHB	Wales
% of FP17s for the same patient ID Re-attending within 3 months - Children	48	761	6.3%	9.6%	10.9%
% of FP17s for the same patient ID Re-attending within 3 months - Adults	6	76	7.9%	14.1%	15.6%
% of FP17s for the same patient ID Re-attending between 3 & 9 months - Children	361	761	47.4%	55.6%	59.6%
% of FP17s for the same patient ID Re-attending between 3 & 9 months - Adults	26	76	34.2%	52.5%	55.6%
% of FP17s for Band 1 Urgent Courses	12	665	1.8%	9.3%	8.9%
% of FP17s Relating to Free Repair or Replacements	0	665	0.0%	0.8%	0.7%
% of FP17s Relating to Continuations	4	665	0.6%	0.6%	0.7%
% of Patients satisfied with the dentistry they have received	2	2	N/A	92.6%	93.3%
% of Patients satisfied with the time they had to wait for an appointment	1	2	N/A	89.1%	88.0%

* This is based on patients treated on this contract for their most recent course of treatment. Figures in italics indicate the base number of FP17s or Patient Questionnaire responses are less than 100. N/A is shown where the base number of responses is less than 10 during the period. % is calculated as Quantity/Base number*100

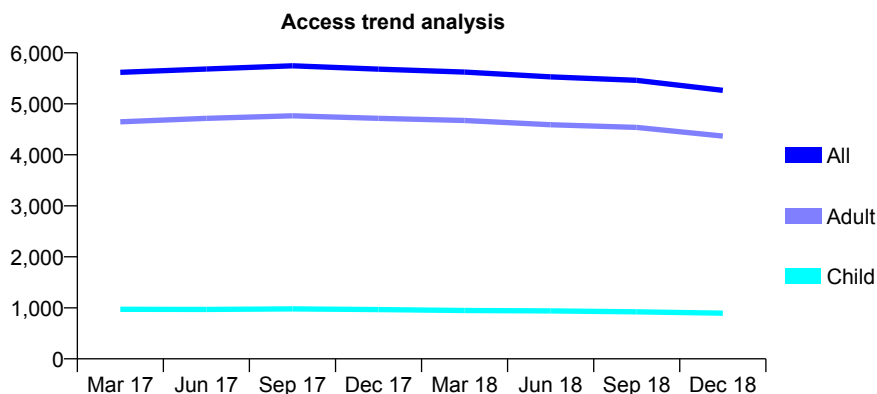
7A3 - Vital Signs At a Glance Contract Report for 148830/0001 - December 2018

Name or company name	United Dental Ltd
Contract type name	GDS Contract
Purpose of contract	General
Contract start date	01/04/2006
Contract end date	

18/19 Contracted general activity (UDA)	16,210
Carry forward general activity (UDA)	801
18/19 Contracted orthodontic activity (UOA)	0
Carry forward orthodontic activity (UOA)	0
Baseline contract value	£415,932.56

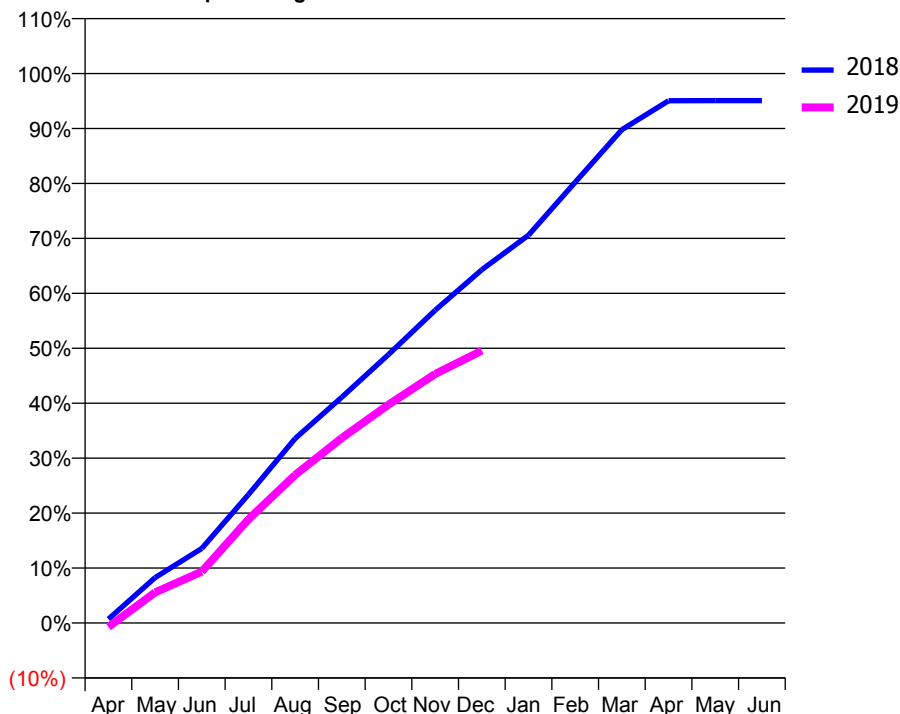
ACCESS*

Patients seen in 24 months	Total	Change since previous quarter
Quarter ending December 2017	5,681	
Quarter ending March 2018	5,623	↓
Quarter ending June 2018	5,529	↓
Quarter ending September 2018	5,459	↓
Quarter ending December 2018	5,264	↓
Variance since December 2017	(7.3%)	↓



ACTIVITY

Cumulative percentage of contracted UDA delivered 2018 & 2019



Adjusted Scheduled Activity (UDA)

Month	2018	2019
April	117	-121
May	1,340	901
June	2,200	1,516
July	3,792	3,058
August	5,444	4,368
September	6,661	5,459
October	7,921	6,440
November	9,227	7,346
December	10,421	8,034
January	11,442	
February	13,004	
March	14,554	
April	15,407	
May	15,409	
June	15,409	

QUALITY

	Quantity	Base Number	Contract	LHB	Wales
% of FP17s for the same patient ID Re-attending within 3 months - Children	41	873	4.7%	9.6%	10.9%
% of FP17s for the same patient ID Re-attending within 3 months - Adults	508	3,903	13.0%	14.1%	15.6%
% of FP17s for the same patient ID Re-attending between 3 & 9 months - Children	458	873	52.5%	55.6%	59.6%
% of FP17s for the same patient ID Re-attending between 3 & 9 months - Adults	1,635	3,903	41.9%	52.5%	55.6%
% of FP17s for Band 1 Urgent Courses	388	4,468	8.7%	9.3%	8.9%
% of FP17s Relating to Free Repair or Replacements	55	4,468	1.2%	0.8%	0.7%
% of FP17s Relating to Continuations	30	4,468	0.7%	0.6%	0.7%
% of Patients satisfied with the dentistry they have received	7	7	N/A	92.6%	93.3%
% of Patients satisfied with the time they had to wait for an appointment	7	7	N/A	89.1%	88.0%

* This is based on patients treated on this contract for their most recent course of treatment. Figures in italics indicate the base number of FP17s or Patient Questionnaire responses are less than 100. N/A is shown where the base number of responses is less than 10 during the period. % is calculated as Quantity/Base number*100

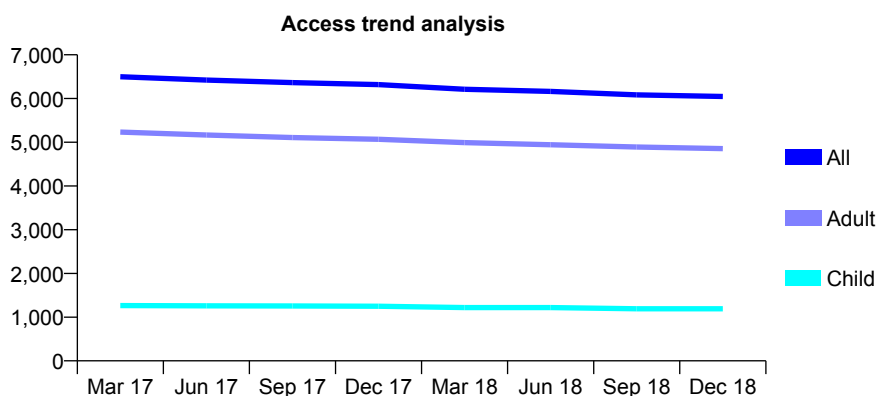
7A3 - Vital Signs At a Glance Contract Report for 150215/0001 - December 2018

Name or company name	T Metcalfe
Contract type name	Pilot Contract
Purpose of contract	General
Contract start date	01/04/2014
Contract end date	

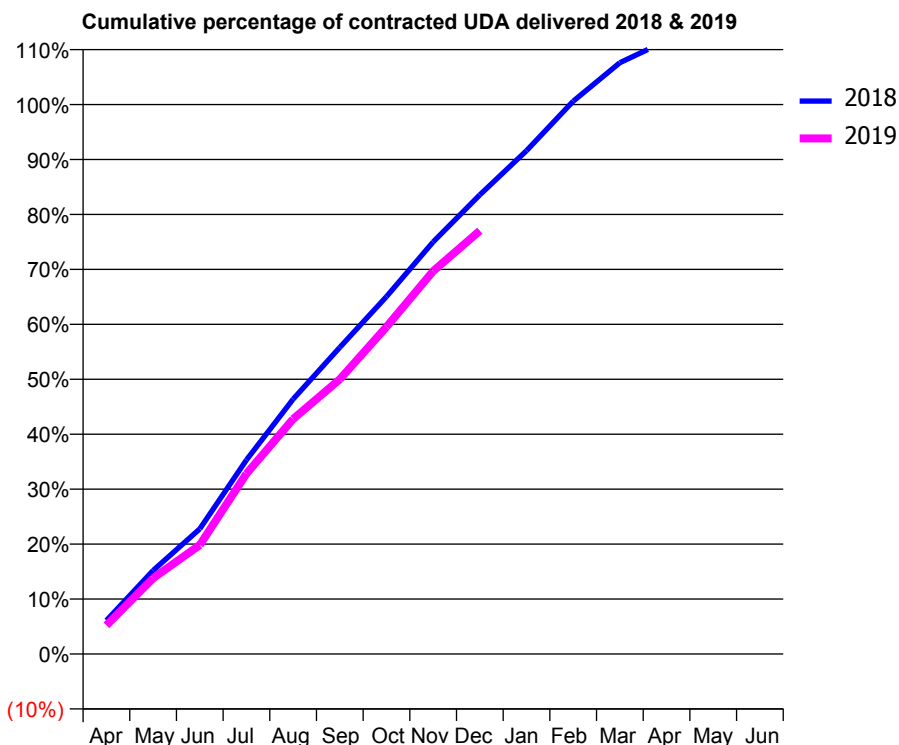
18/19 Contracted general activity (UDA)	16,447
Carry forward general activity (UDA)	0
18/19 Contracted orthodontic activity (UOA)	0
Carry forward orthodontic activity (UOA)	0
Baseline contract value	£421,746.76

ACCESS*

Patients seen in 24 months	Total	Change since previous quarter
Quarter ending December 2017	6,317	
Quarter ending March 2018	6,212	↓
Quarter ending June 2018	6,162	→
Quarter ending September 2018	6,082	↓
Quarter ending December 2018	6,047	→
Variance since December 2017	(4.3%)	↓



ACTIVITY



Month	Adjusted Scheduled Activity (UDA)	
	2018	2019
April	1,002	858
May	2,499	2,270
June	3,748	3,263
July	5,809	5,397
August	7,628	7,033
September	9,178	8,223
October	10,697	9,792
November	12,334	11,461
December	13,742	12,670
January	15,063	
February	16,545	
March	17,701	
April	18,358	
May	18,407	
June	18,413	

QUALITY

	Quantity	Base Number	Contract	LHB	Wales
% of FP17s for the same patient ID Re-attending within 3 months - Children	59	1,266	4.7%	9.6%	10.9%
% of FP17s for the same patient ID Re-attending within 3 months - Adults	691	5,518	12.5%	14.1%	15.6%
% of FP17s for the same patient ID Re-attending between 3 & 9 months - Children	694	1,266	54.8%	55.6%	59.6%
% of FP17s for the same patient ID Re-attending between 3 & 9 months - Adults	3,197	5,518	57.9%	52.5%	55.6%
% of FP17s for Band 1 Urgent Courses	400	6,445	6.2%	9.3%	8.9%
% of FP17s Relating to Free Repair or Replacements	31	6,445	0.5%	0.8%	0.7%
% of FP17s Relating to Continuations	22	6,445	0.3%	0.6%	0.7%
% of Patients satisfied with the dentistry they have received	18	18	100.0%	92.6%	93.3%
% of Patients satisfied with the time they had to wait for an appointment	17	18	94.4%	89.1%	88.0%

* This is based on patients treated on this contract for their most recent course of treatment. Figures in italics indicate the base number of FP17s or Patient Questionnaire responses are less than 100. N/A is shown where the base number of responses is less than 10 during the period. % is calculated as Quantity/Base number*100

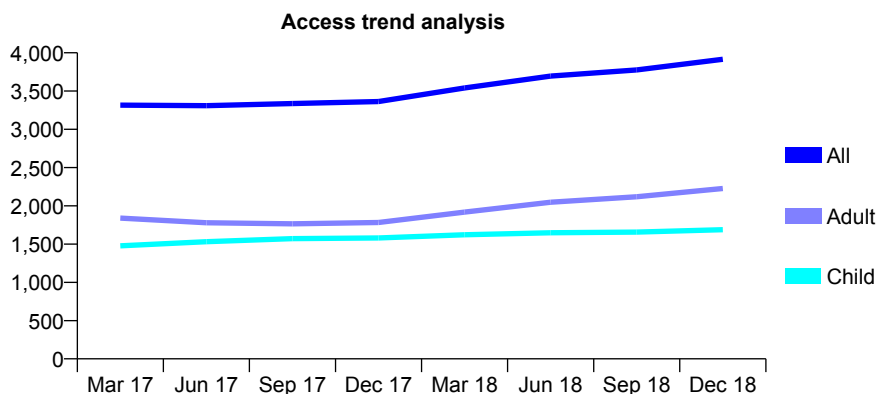
7A3 - Vital Signs At a Glance Contract Report for 152501/0001 - December 2018

Name or company name	Gower Healthcare Limited
Contract type name	Pilot Contract
Purpose of contract	General and Orthodontic
Contract start date	01/04/2010
Contract end date	

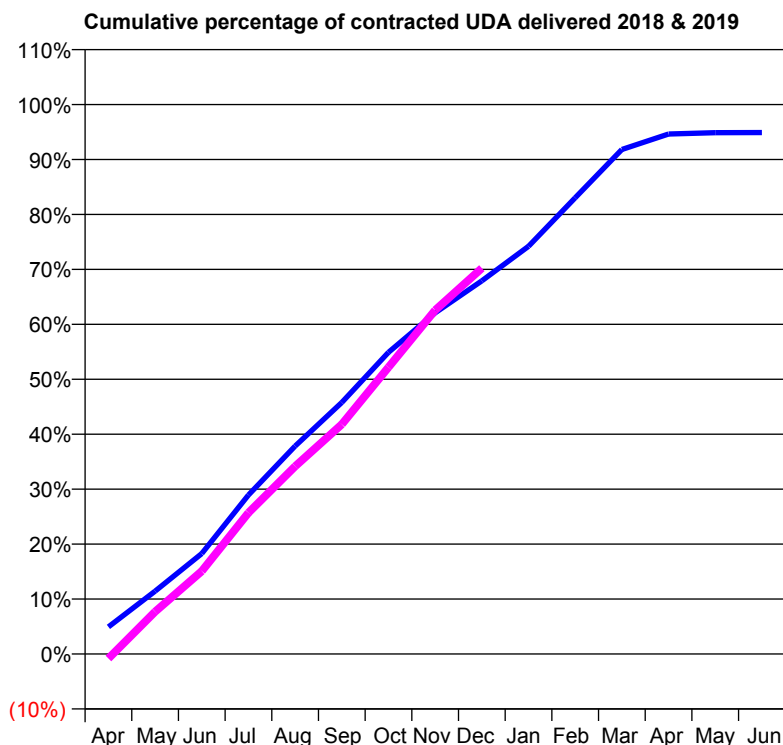
18/19 Contracted general activity (UDA)	13,307
Carry forward general activity (UDA)	669
18/19 Contracted orthodontic activity (UOA)	8
Carry forward orthodontic activity (UOA)	0
Baseline contract value	£341,087.63

ACCESS*

Patients seen in 24 months	Total	Change since previous quarter
Quarter ending December 2017	3,363	
Quarter ending March 2018	3,540	↑
Quarter ending June 2018	3,695	↑
Quarter ending September 2018	3,776	↑
Quarter ending December 2018	3,915	↑
Variance since December 2017	16.4%	↑



ACTIVITY



Adjusted Scheduled Activity (UDA)		
Month	2018	2019
April	657	-111
May	1,522	1,024
June	2,434	2,008
July	3,851	3,421
August	5,035	4,545
September	6,093	5,562
October	7,307	6,943
November	8,263	8,326
December	9,037	9,345
January	9,872	
February	11,048	
March	12,217	
April	12,591	
May	12,623	
June	12,628	

QUALITY

	Quantity	Base Number	Contract	LHB	Wales
% of FP17s for the same patient ID Re-attending within 3 months - Children	186	2,192	8.5%	9.6%	10.9%
% of FP17s for the same patient ID Re-attending within 3 months - Adults	472	2,765	17.1%	14.1%	15.6%
% of FP17s for the same patient ID Re-attending between 3 & 9 months - Children	1,425	2,192	65.0%	55.6%	59.6%
% of FP17s for the same patient ID Re-attending between 3 & 9 months - Adults	1,450	2,765	52.4%	52.5%	55.6%
% of FP17s for Band 1 Urgent Courses	376	4,758	7.9%	9.3%	8.9%
% of FP17s Relating to Free Repair or Replacements	29	4,758	0.6%	0.8%	0.7%
% of FP17s Relating to Continuations	50	4,758	1.1%	0.6%	0.7%
% of Patients satisfied with the dentistry they have received	7	7	N/A	92.6%	93.3%
% of Patients satisfied with the time they had to wait for an appointment	6	7	N/A	89.1%	88.0%

* This is based on patients treated on this contract for their most recent course of treatment. Figures in italics indicate the base number of FP17s or Patient Questionnaire responses are less than 100. N/A is shown where the base number of responses is less than 10 during the period. % is calculated as Quantity/Base number*100

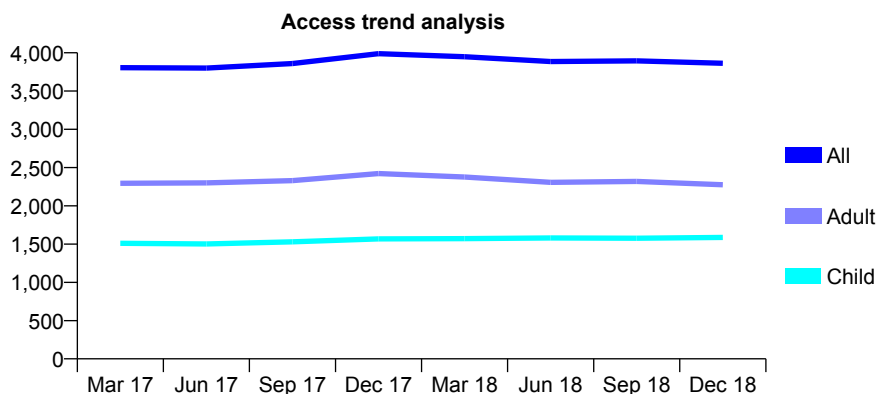
7A3 - Vital Signs At a Glance Contract Report for 153729/0001 - December 2018

Name or company name	Dr EV Johnstone, Dr D Ainsworth and Dr J
Contract type name	GDS Contract
Purpose of contract	General and Orthodontic
Contract start date	01/04/2006
Contract end date	

18/19 Contracted general activity (UDA)	9,742
Carry forward general activity (UDA)	0
18/19 Contracted orthodontic activity (UOA)	694
Carry forward orthodontic activity (UOA)	0
Baseline contract value	£448,158.86

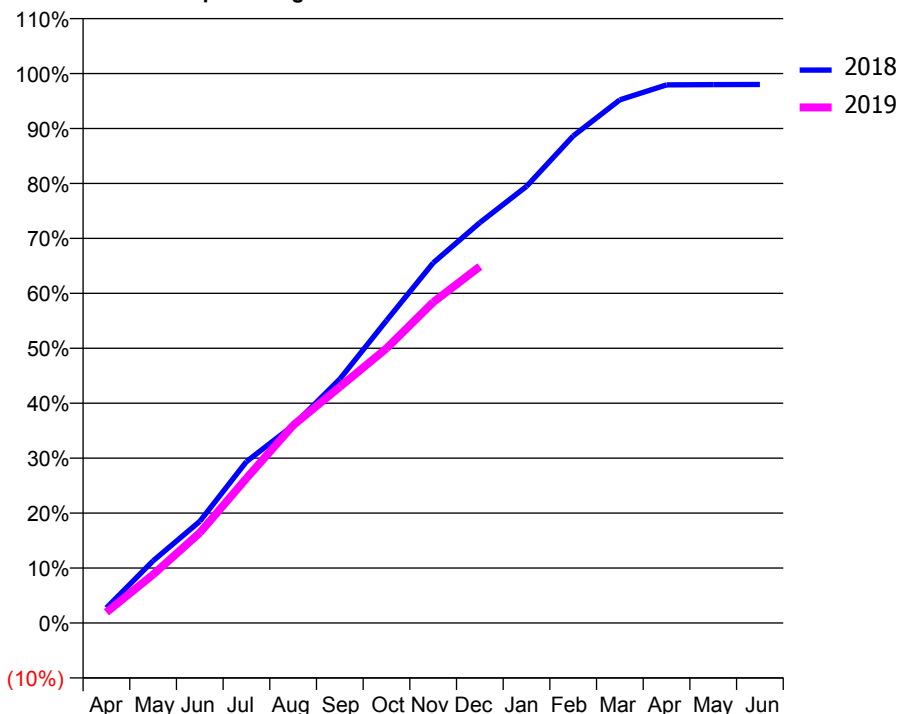
ACCESS*

Patients seen in 24 months	Total	Change since previous quarter
Quarter ending December 2017	3,989	
Quarter ending March 2018	3,949	↓
Quarter ending June 2018	3,886	↓
Quarter ending September 2018	3,895	→
Quarter ending December 2018	3,863	→
Variance since December 2017	(3.2%)	↓



ACTIVITY

Cumulative percentage of contracted UDA delivered 2018 & 2019



Month	Adjusted Scheduled Activity (UDA)	
	2018	2019
April	267	190
May	1,104	858
June	1,803	1,598
July	2,861	2,566
August	3,502	3,505
September	4,325	4,185
October	5,362	4,870
November	6,384	5,688
December	7,098	6,320
January	7,741	
February	8,636	
March	9,275	
April	9,540	
May	9,544	
June	9,547	

QUALITY

	Quantity	Base Number	Contract	LHB	Wales
% of FP17s for the same patient ID Re-attending within 3 months - Children	190	1,829	10.4%	9.6%	10.9%
% of FP17s for the same patient ID Re-attending within 3 months - Adults	313	2,282	13.7%	14.1%	15.6%
% of FP17s for the same patient ID Re-attending between 3 & 9 months - Children	1,018	1,829	55.7%	55.6%	59.6%
% of FP17s for the same patient ID Re-attending between 3 & 9 months - Adults	1,343	2,282	58.9%	52.5%	55.6%
% of FP17s for Band 1 Urgent Courses	354	3,887	9.1%	9.3%	8.9%
% of FP17s Relating to Free Repair or Replacements	12	3,887	0.3%	0.8%	0.7%
% of FP17s Relating to Continuations	6	3,887	0.2%	0.6%	0.7%
% of Patients satisfied with the dentistry they have received	4	4	N/A	92.6%	93.3%
% of Patients satisfied with the time they had to wait for an appointment	4	4	N/A	89.1%	88.0%

* This is based on patients treated on this contract for their most recent course of treatment. Figures in italics indicate the base number of FP17s or Patient Questionnaire responses are less than 100. N/A is shown where the base number of responses is less than 10 during the period. % is calculated as Quantity/Base number*100

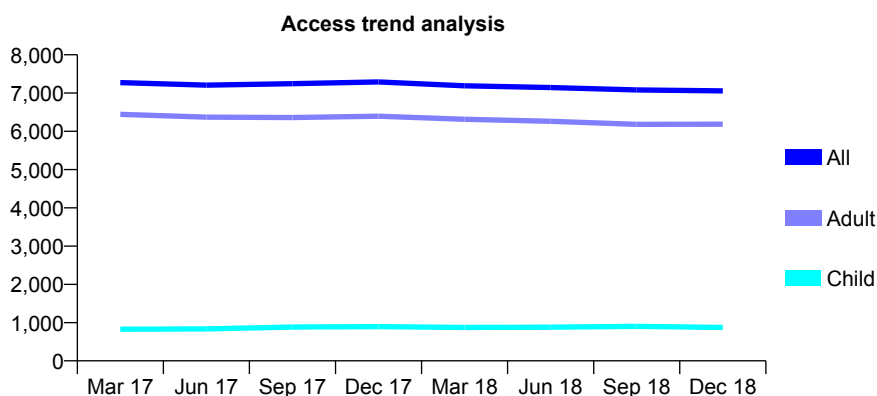
7A3 - Vital Signs At a Glance Contract Report for 155721/0001 - December 2018

Name or company name	University Dental Care
Contract type name	GDS Contract
Purpose of contract	General
Contract start date	01/04/2012
Contract end date	

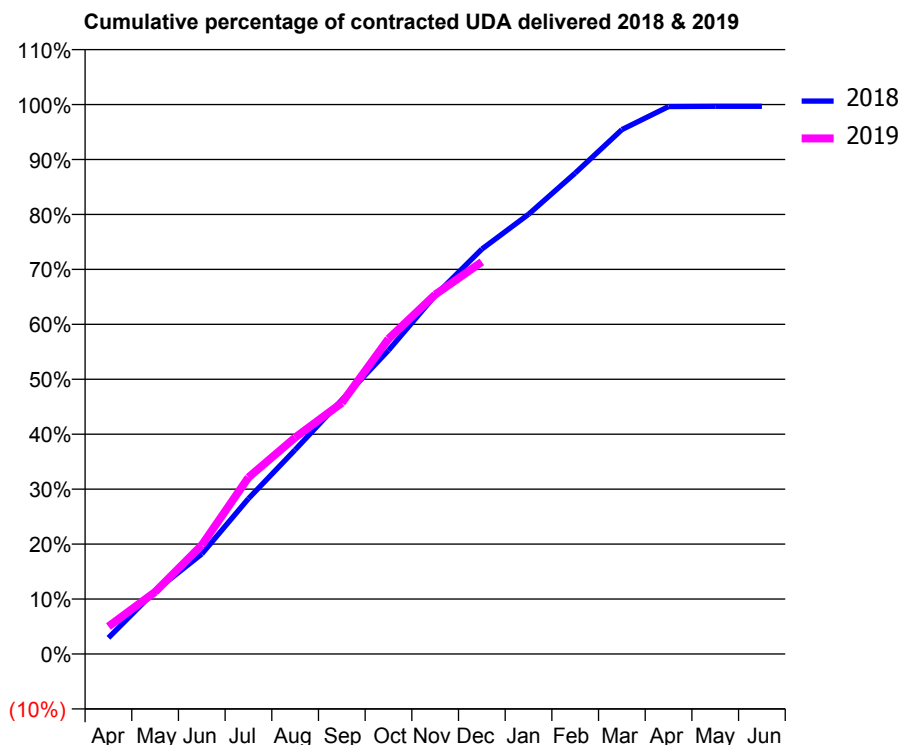
18/19 Contracted general activity (UDA)	15,442
Carry forward general activity (UDA)	39
18/19 Contracted orthodontic activity (UOA)	0
Carry forward orthodontic activity (UOA)	0
Baseline contract value	£449,151.95

ACCESS*

Patients seen in 24 months	Total	Change since previous quarter
Quarter ending December 2017	7,289	
Quarter ending March 2018	7,188	↓
Quarter ending June 2018	7,144	→
Quarter ending September 2018	7,083	→
Quarter ending December 2018	7,058	→
Variance since December 2017	(3.2%)	↓



ACTIVITY



Month	Adjusted Scheduled Activity (UDA)	
	2018	2019
April	454	773
May	1,772	1,745
June	2,814	3,059
July	4,369	4,962
August	5,740	6,082
September	7,141	7,057
October	8,533	8,857
November	10,075	10,101
December	11,377	11,020
January	12,357	
February	13,516	
March	14,735	
April	15,386	
May	15,391	
June	15,393	

QUALITY

	Quantity	Base Number	Contract	LHB	Wales
% of FP17s for the same patient ID Re-attending within 3 months - Children	53	873	6.1%	9.6%	10.9%
% of FP17s for the same patient ID Re-attending within 3 months - Adults	797	5,586	14.3%	14.1%	15.6%
% of FP17s for the same patient ID Re-attending between 3 & 9 months - Children	508	873	58.2%	55.6%	59.6%
% of FP17s for the same patient ID Re-attending between 3 & 9 months - Adults	2,675	5,586	47.9%	52.5%	55.6%
% of FP17s for Band 1 Urgent Courses	590	6,124	9.6%	9.3%	8.9%
% of FP17s Relating to Free Repair or Replacements	88	6,124	1.4%	0.8%	0.7%
% of FP17s Relating to Continuations	28	6,124	0.5%	0.6%	0.7%
% of Patients satisfied with the dentistry they have received	6	6	N/A	92.6%	93.3%
% of Patients satisfied with the time they had to wait for an appointment	6	6	N/A	89.1%	88.0%

* This is based on patients treated on this contract for their most recent course of treatment. Figures in italics indicate the base number of FP17s or Patient Questionnaire responses are less than 100. N/A is shown where the base number of responses is less than 10 during the period. % is calculated as Quantity/Base number*100

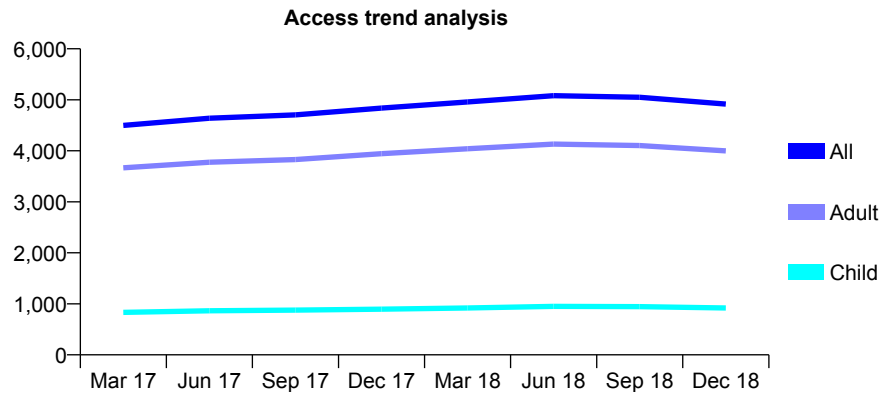
7A3 - Vital Signs At a Glance Contract Report for 158194/0005 - December 2018

Name or company name	Denticare Ltd
Contract type name	GDS Contract
Purpose of contract	General
Contract start date	01/04/2006
Contract end date	

18/19 Contracted general activity (UDA)	14,818
Carry forward general activity (UDA)	0
18/19 Contracted orthodontic activity (UOA)	0
Carry forward orthodontic activity (UOA)	0
Baseline contract value	£379,985.60

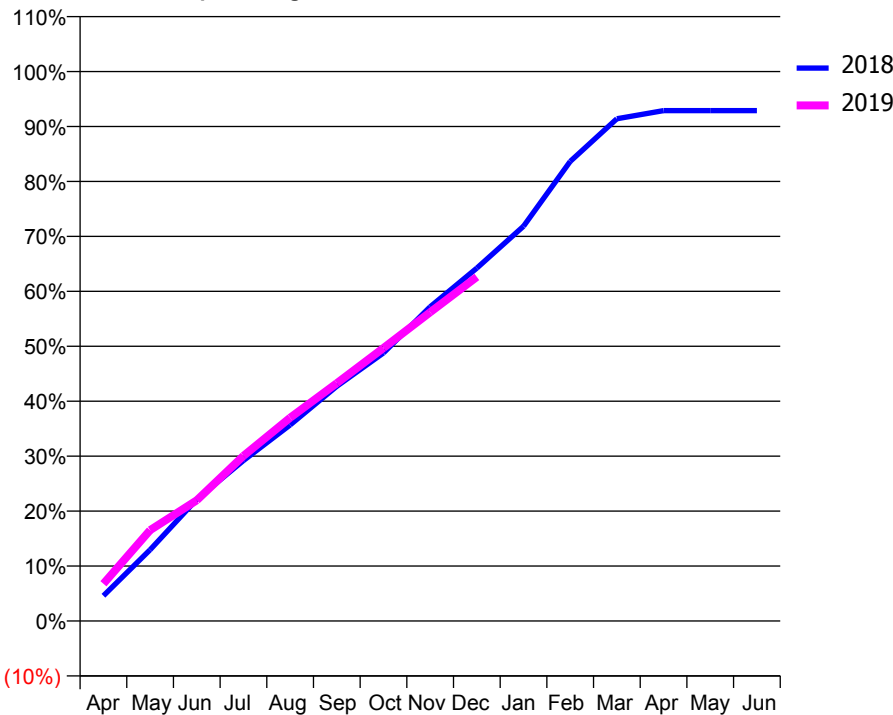
ACCESS*

Patients seen in 24 months	Total	Change since previous quarter
Quarter ending December 2017	4,838	
Quarter ending March 2018	4,959	↑
Quarter ending June 2018	5,081	↑
Quarter ending September 2018	5,049	→
Quarter ending December 2018	4,917	↓
Variance since December 2017	1.6%	→



ACTIVITY

Cumulative percentage of contracted UDA delivered 2018 & 2019



Month	Adjusted Scheduled Activity (UDA)	
	2018	2019
April	683	1,006
May	1,921	2,451
June	3,282	3,256
July	4,327	4,455
August	5,286	5,481
September	6,331	6,413
October	7,229	7,362
November	8,472	8,328
December	9,516	9,279
January	10,644	
February	12,392	
March	13,544	
April	13,764	
May	13,764	
June	13,763	

QUALITY

	Quantity	Base Number	Contract	LHB	Wales
% of FP17s for the same patient ID Re-attending within 3 months - Children	43	893	4.8%	9.6%	10.9%
% of FP17s for the same patient ID Re-attending within 3 months - Adults	394	3,564	11.1%	14.1%	15.6%
% of FP17s for the same patient ID Re-attending between 3 & 9 months - Children	404	893	45.2%	55.6%	59.6%
% of FP17s for the same patient ID Re-attending between 3 & 9 months - Adults	1,680	3,564	47.1%	52.5%	55.6%
% of FP17s for Band 1 Urgent Courses	324	4,318	7.5%	9.3%	8.9%
% of FP17s Relating to Free Repair or Replacements	28	4,318	0.6%	0.8%	0.7%
% of FP17s Relating to Continuations	52	4,318	1.2%	0.6%	0.7%
% of Patients satisfied with the dentistry they have received	7	8	N/A	92.6%	93.3%
% of Patients satisfied with the time they had to wait for an appointment	7	8	N/A	89.1%	88.0%

* This is based on patients treated on this contract for their most recent course of treatment. Figures in italics indicate the base number of FP17s or Patient Questionnaire responses are less than 100. N/A is shown where the base number of responses is less than 10 during the period. % is calculated as Quantity/Base number*100

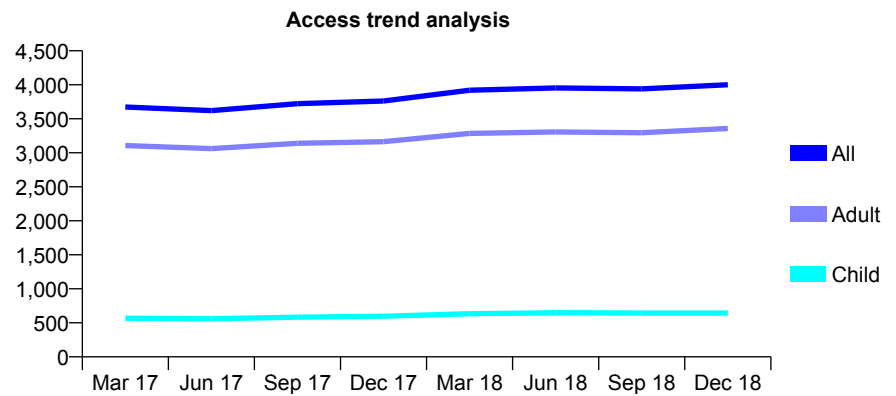
7A3 - Vital Signs At a Glance Contract Report for 158194/0011 - December 2018

Name or company name	Denticare Ltd
Contract type name	GDS Contract
Purpose of contract	General
Contract start date	01/04/2006
Contract end date	

18/19 Contracted general activity (UDA)	13,462
Carry forward general activity (UDA)	-76
18/19 Contracted orthodontic activity (UOA)	0
Carry forward orthodontic activity (UOA)	0
Baseline contract value	£419,239.21

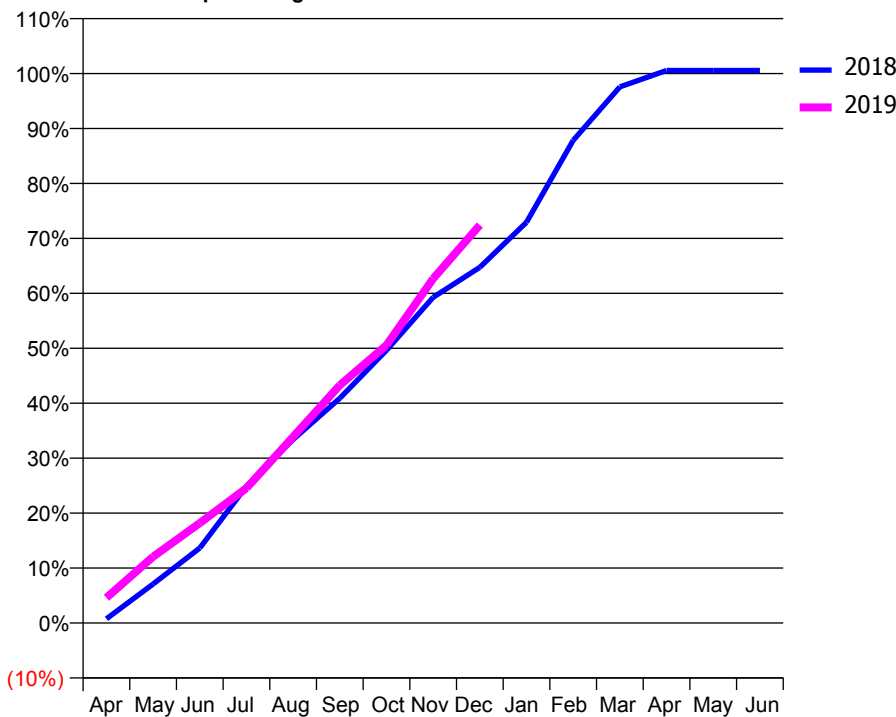
ACCESS*

Patients seen in 24 months	Total	Change since previous quarter
Quarter ending December 2017	3,761	
Quarter ending March 2018	3,920	↑
Quarter ending June 2018	3,954	→
Quarter ending September 2018	3,941	→
Quarter ending December 2018	4,001	→
Variance since December 2017	6.4%	↑



ACTIVITY

Cumulative percentage of contracted UDA delivered 2018 & 2019



Month	Adjusted Scheduled Activity (UDA)	
	2018	2019
April	103	618
May	954	1,626
June	1,839	2,448
July	3,349	3,305
August	4,495	4,563
September	5,508	5,828
October	6,683	6,806
November	7,978	8,436
December	8,713	9,751
January	9,817	
February	11,823	
March	13,133	
April	13,538	
May	13,538	
June	13,538	

QUALITY

	Quantity	Base Number	Contract	LHB	Wales
% of FP17s for the same patient ID Re-attending within 3 months - Children	48	721	6.7%	9.6%	10.9%
% of FP17s for the same patient ID Re-attending within 3 months - Adults	468	4,018	11.6%	14.1%	15.6%
% of FP17s for the same patient ID Re-attending between 3 & 9 months - Children	427	721	59.2%	55.6%	59.6%
% of FP17s for the same patient ID Re-attending between 3 & 9 months - Adults	2,514	4,018	62.6%	52.5%	55.6%
% of FP17s for Band 1 Urgent Courses	325	4,555	7.1%	9.3%	8.9%
% of FP17s Relating to Free Repair or Replacements	28	4,555	0.6%	0.8%	0.7%
% of FP17s Relating to Continuations	37	4,555	0.8%	0.6%	0.7%
% of Patients satisfied with the dentistry they have received	10	10	100.0%	92.6%	93.3%
% of Patients satisfied with the time they had to wait for an appointment	9	10	90.0%	89.1%	88.0%

* This is based on patients treated on this contract for their most recent course of treatment. Figures in italics indicate the base number of FP17s or Patient Questionnaire responses are less than 100. N/A is shown where the base number of responses is less than 10 during the period. % is calculated as Quantity/Base number*100

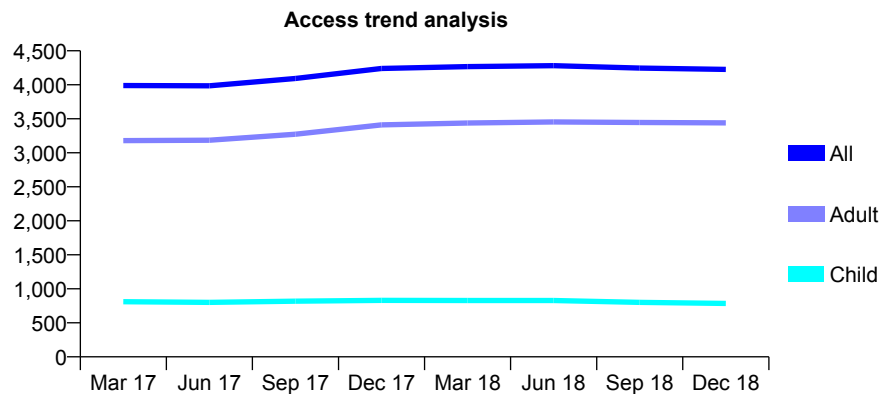
7A3 - Vital Signs At a Glance Contract Report for 163120/0001 - December 2018

Name or company name	OASIS DENTAL CARE LTD
Contract type name	GDS Contract
Purpose of contract	General
Contract start date	01/06/2015
Contract end date	

18/19 Contracted general activity (UDA)	13,369
Carry forward general activity (UDA)	0
18/19 Contracted orthodontic activity (UOA)	0
Carry forward orthodontic activity (UOA)	0
Baseline contract value	£396,597.21

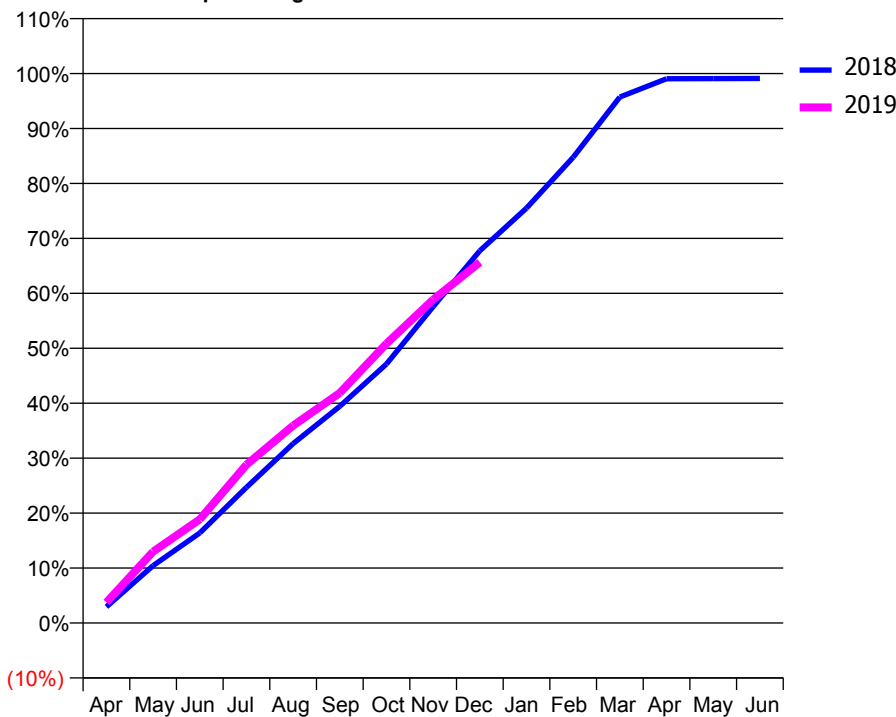
ACCESS*

Patients seen in 24 months	Total	Change since previous quarter
Quarter ending December 2017	4,241	
Quarter ending March 2018	4,267	→
Quarter ending June 2018	4,282	→
Quarter ending September 2018	4,246	→
Quarter ending December 2018	4,226	→
Variance since December 2017	(0.4%)	→



ACTIVITY

Cumulative percentage of contracted UDA delivered 2018 & 2019



Month	Adjusted Scheduled Activity (UDA)	
	2018	2019
April	393	502
May	1,398	1,736
June	2,192	2,523
July	3,302	3,853
August	4,365	4,804
September	5,273	5,599
October	6,302	6,798
November	7,698	7,870
December	9,056	8,776
January	10,096	
February	11,331	
March	12,798	
April	13,243	
May	13,245	
June	13,247	

QUALITY

	Quantity	Base Number	Contract	LHB	Wales
% of FP17s for the same patient ID Re-attending within 3 months - Children	54	832	6.5%	9.6%	10.9%
% of FP17s for the same patient ID Re-attending within 3 months - Adults	472	3,748	12.6%	14.1%	15.6%
% of FP17s for the same patient ID Re-attending between 3 & 9 months - Children	545	832	65.5%	55.6%	59.6%
% of FP17s for the same patient ID Re-attending between 3 & 9 months - Adults	2,406	3,748	64.2%	52.5%	55.6%
% of FP17s for Band 1 Urgent Courses	354	4,423	8.0%	9.3%	8.9%
% of FP17s Relating to Free Repair or Replacements	21	4,423	0.5%	0.8%	0.7%
% of FP17s Relating to Continuations	4	4,423	0.1%	0.6%	0.7%
% of Patients satisfied with the dentistry they have received	5	6	N/A	92.6%	93.3%
% of Patients satisfied with the time they had to wait for an appointment	6	6	N/A	89.1%	88.0%

* This is based on patients treated on this contract for their most recent course of treatment. Figures in italics indicate the base number of FP17s or Patient Questionnaire responses are less than 100. N/A is shown where the base number of responses is less than 10 during the period. % is calculated as Quantity/Base number*100

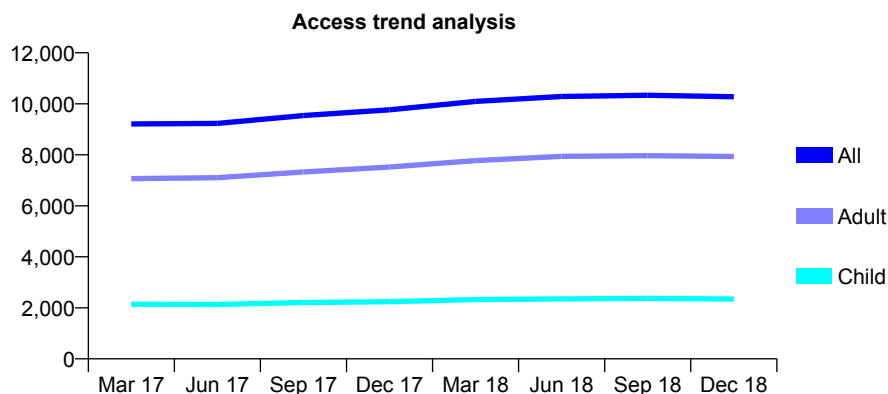
7A3 - Vital Signs At a Glance Contract Report for 165840/0001 - December 2018

Name or company name	Nicola Hall Limited
Contract type name	GDS Contract
Purpose of contract	General
Contract start date	01/09/2010
Contract end date	

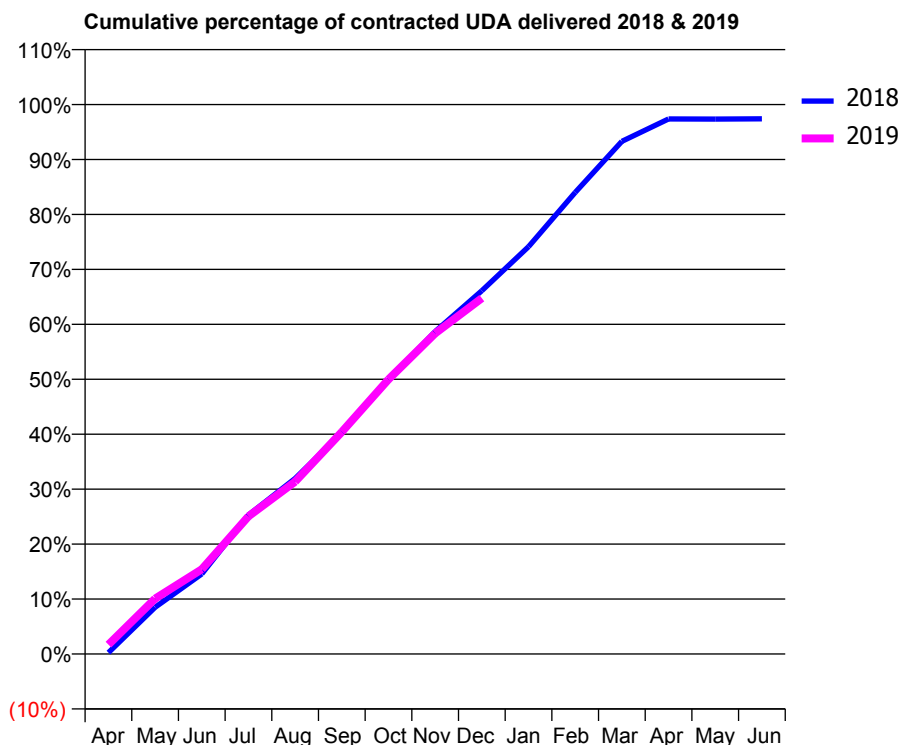
18/19 Contracted general activity (UDA)	28,200
Carry forward general activity (UDA)	717
18/19 Contracted orthodontic activity (UOA)	0
Carry forward orthodontic activity (UOA)	0
Baseline contract value	£744,525.49

ACCESS*

Patients seen in 24 months	Total	Change since previous quarter
Quarter ending December 2017	9,767	
Quarter ending March 2018	10,095	↑
Quarter ending June 2018	10,290	→
Quarter ending September 2018	10,335	→
Quarter ending December 2018	10,279	→
Variance since December 2017	5.2%	↑



ACTIVITY



Month	Adjusted Scheduled Activity (UDA)	
	2018	2019
April	73	480
May	2,399	2,841
June	4,109	4,348
July	7,132	7,066
August	9,011	8,846
September	11,357	11,396
October	14,083	14,092
November	16,550	16,456
December	18,643	18,262
January	20,905	
February	23,689	
March	26,310	
April	27,462	
May	27,451	
June	27,463	

QUALITY

	Quantity	Base Number	Contract	LHB	Wales
% of FP17s for the same patient ID Re-attending within 3 months - Children	137	2,557	5.4%	9.6%	10.9%
% of FP17s for the same patient ID Re-attending within 3 months - Adults	844	7,886	10.7%	14.1%	15.6%
% of FP17s for the same patient ID Re-attending between 3 & 9 months - Children	1,628	2,557	63.7%	55.6%	59.6%
% of FP17s for the same patient ID Re-attending between 3 & 9 months - Adults	4,285	7,886	54.3%	52.5%	55.6%
% of FP17s for Band 1 Urgent Courses	740	9,848	7.5%	9.3%	8.9%
% of FP17s Relating to Free Repair or Replacements	57	9,848	0.6%	0.8%	0.7%
% of FP17s Relating to Continuations	31	9,848	0.3%	0.6%	0.7%
% of Patients satisfied with the dentistry they have received	23	26	88.5%	92.6%	93.3%
% of Patients satisfied with the time they had to wait for an appointment	22	26	84.6%	89.1%	88.0%

* This is based on patients treated on this contract for their most recent course of treatment. Figures in italics indicate the base number of FP17s or Patient Questionnaire responses are less than 100. N/A is shown where the base number of responses is less than 10 during the period. % is calculated as Quantity/Base number*100

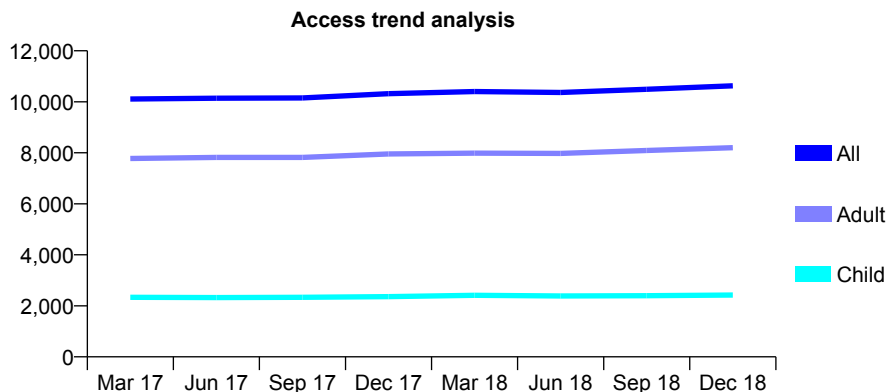
7A3 - Vital Signs At a Glance Contract Report for 169714/0001 - December 2018

Name or company name	Pantyyfynon Limited
Contract type name	Pilot Contract
Purpose of contract	General
Contract start date	01/04/2011
Contract end date	

18/19 Contracted general activity (UDA)	22,834
Carry forward general activity (UDA)	-39
18/19 Contracted orthodontic activity (UOA)	0
Carry forward orthodontic activity (UOA)	0
Baseline contract value	£585,534.44

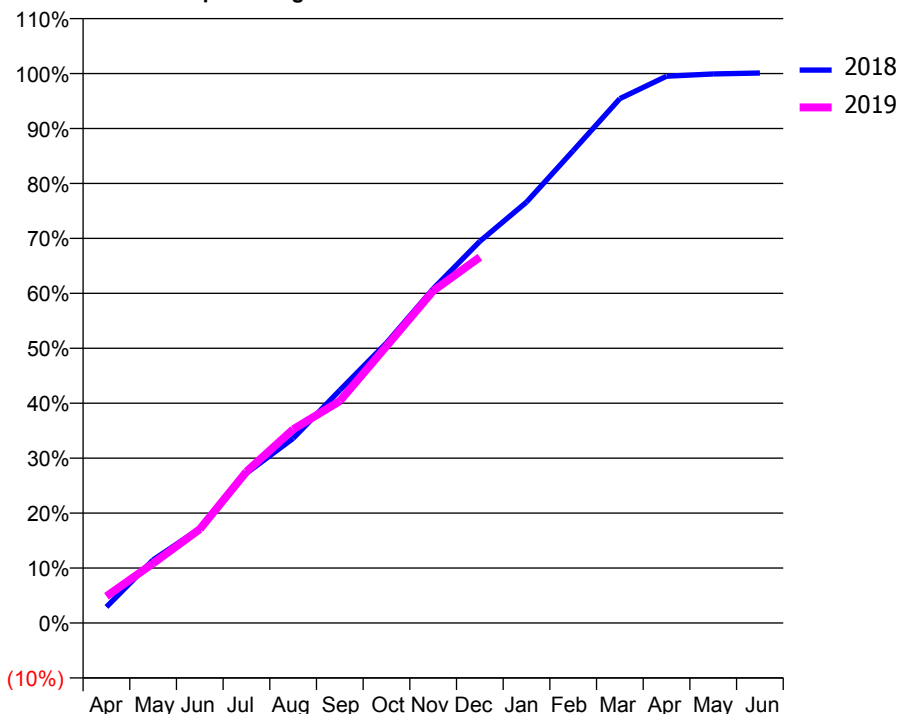
ACCESS*

Patients seen in 24 months	Total	Change since previous quarter
Quarter ending December 2017	10,320	
Quarter ending March 2018	10,403	→
Quarter ending June 2018	10,366	→
Quarter ending September 2018	10,490	→
Quarter ending December 2018	10,628	→
Variance since December 2017	3.0%	↑



ACTIVITY

Cumulative percentage of contracted UDA delivered 2018 & 2019



Month	Adjusted Scheduled Activity (UDA)	
	2018	2019
April	668	1,111
May	2,626	2,480
June	3,928	3,900
July	6,225	6,292
August	7,673	8,046
September	9,674	9,223
October	11,640	11,503
November	13,890	13,801
December	15,862	15,201
January	17,491	
February	19,629	
March	21,791	
April	22,719	
May	22,816	
June	22,853	

QUALITY

	Quantity	Base Number	Contract	LHB	Wales
% of FP17s for the same patient ID Re-attending within 3 months - Children	94	2,560	3.7%	9.6%	10.9%
% of FP17s for the same patient ID Re-attending within 3 months - Adults	459	6,081	7.5%	14.1%	15.6%
% of FP17s for the same patient ID Re-attending between 3 & 9 months - Children	1,585	2,560	61.9%	55.6%	59.6%
% of FP17s for the same patient ID Re-attending between 3 & 9 months - Adults	1,282	6,081	21.1%	52.5%	55.6%
% of FP17s for Band 1 Urgent Courses	178	8,094	2.2%	9.3%	8.9%
% of FP17s Relating to Free Repair or Replacements	82	8,094	1.0%	0.8%	0.7%
% of FP17s Relating to Continuations	56	8,094	0.7%	0.6%	0.7%
% of Patients satisfied with the dentistry they have received	21	22	95.5%	92.6%	93.3%
% of Patients satisfied with the time they had to wait for an appointment	21	22	95.5%	89.1%	88.0%

* This is based on patients treated on this contract for their most recent course of treatment. Figures in italics indicate the base number of FP17s or Patient Questionnaire responses are less than 100. N/A is shown where the base number of responses is less than 10 during the period. % is calculated as Quantity/Base number*100

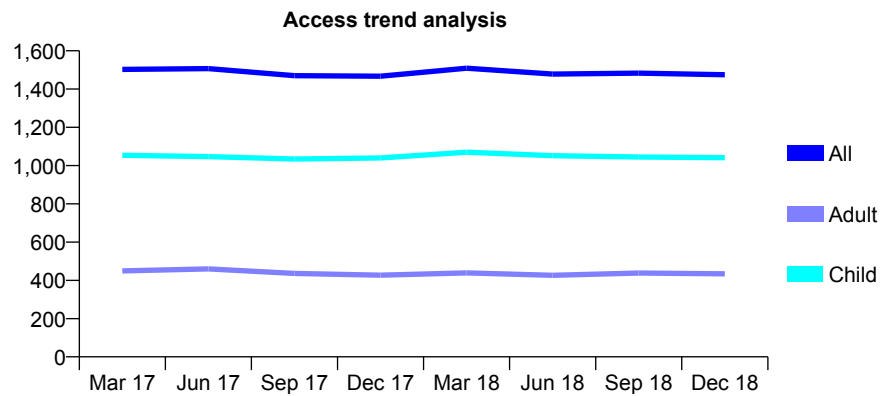
7A3 - Vital Signs At a Glance Contract Report for 171131/0001 - December 2018

Name or company name	J & LV Ltd
Contract type name	GDS Contract
Purpose of contract	General
Contract start date	01/04/2006
Contract end date	

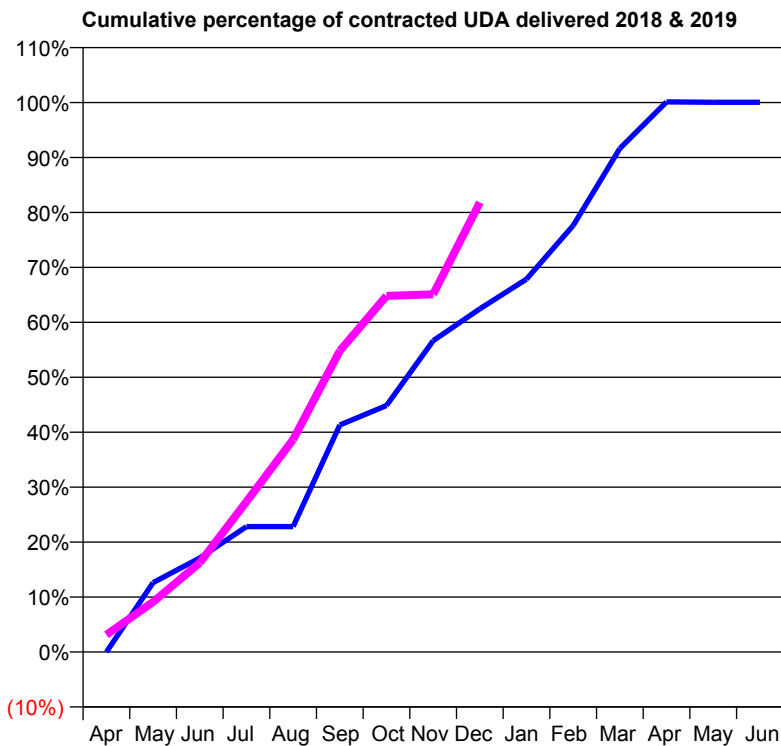
18/19 Contracted general activity (UDA)	2,333
Carry forward general activity (UDA)	-1
18/19 Contracted orthodontic activity (UOA)	0
Carry forward orthodontic activity (UOA)	0
Baseline contract value	£82,005.88

ACCESS*

Patients seen in 24 months	Total	Change since previous quarter
Quarter ending December 2017	1,467	
Quarter ending March 2018	1,509	↑
Quarter ending June 2018	1,478	↓
Quarter ending September 2018	1,483	→
Quarter ending December 2018	1,475	→
Variance since December 2017	0.5%	→



ACTIVITY



Month	Adjusted Scheduled Activity (UDA)	
	2018	2019
April	0	73
May	340	213
June	461	379
July	614	638
August	614	902
September	1,112	1,278
October	1,207	1,512
November	1,525	1,519
December	1,681	1,909
January	1,827	
February	2,089	
March	2,467	
April	2,695	
May	2,693	
June	2,693	

QUALITY

	Quantity	Base Number	Contract	LHB	Wales
% of FP17s for the same patient ID Re-attending within 3 months - Children	61	1,146	5.3%	9.6%	10.9%
% of FP17s for the same patient ID Re-attending within 3 months - Adults	20	261	7.7%	14.1%	15.6%
% of FP17s for the same patient ID Re-attending between 3 & 9 months - Children	642	1,146	56.0%	55.6%	59.6%
% of FP17s for the same patient ID Re-attending between 3 & 9 months - Adults	140	261	53.6%	52.5%	55.6%
% of FP17s for Band 1 Urgent Courses	63	1,321	4.8%	9.3%	8.9%
% of FP17s Relating to Free Repair or Replacements	0	1,321	0.0%	0.8%	0.7%
% of FP17s Relating to Continuations	0	1,321	0.0%	0.6%	0.7%
% of Patients satisfied with the dentistry they have received	0	0	N/A	92.6%	93.3%
% of Patients satisfied with the time they had to wait for an appointment	0	0	N/A	89.1%	88.0%

* This is based on patients treated on this contract for their most recent course of treatment. Figures in italics indicate the base number of FP17s or Patient Questionnaire responses are less than 100. N/A is shown where the base number of responses is less than 10 during the period. % is calculated as Quantity/Base number*100

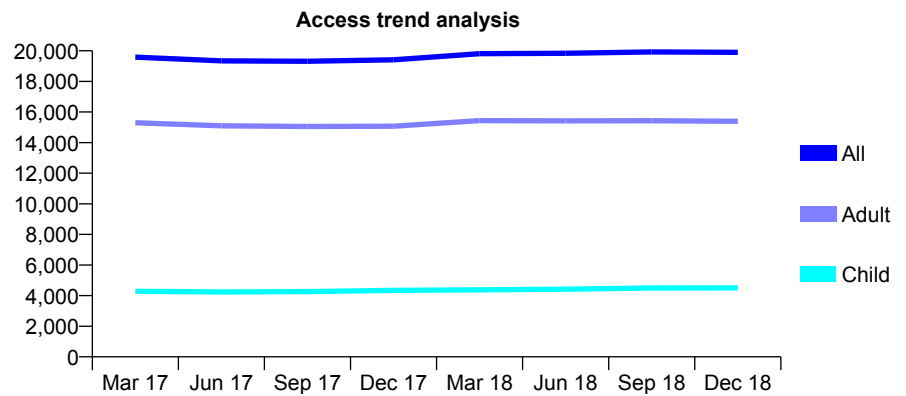
7A3 - Vital Signs At a Glance Contract Report for 175641/0001 - December 2018

Name or company name	United Dental Ltd
Contract type name	GDS Contract
Purpose of contract	General
Contract start date	01/04/2009
Contract end date	

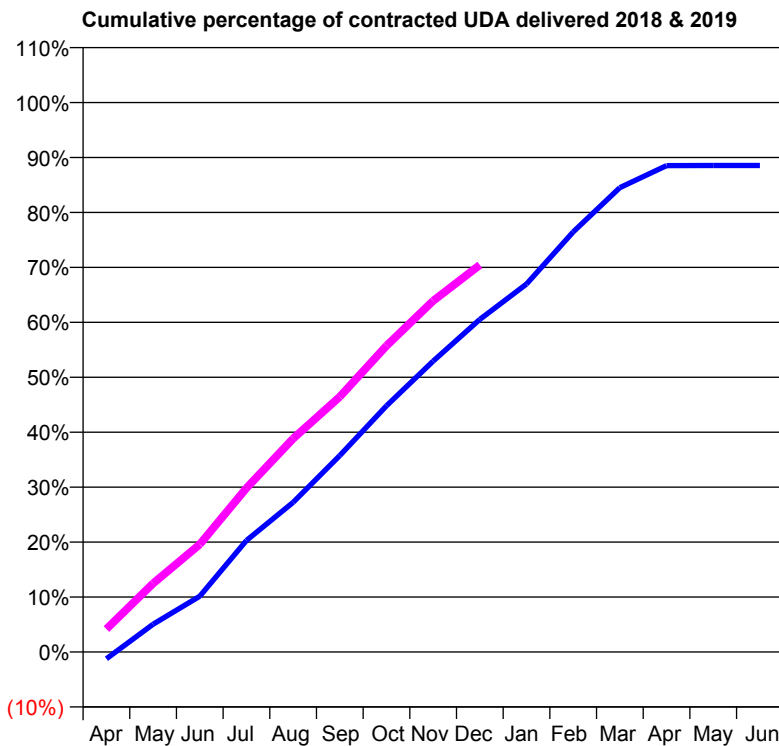
18/19 Contracted general activity (UDA)	54,400
Carry forward general activity (UDA)	0
18/19 Contracted orthodontic activity (UOA)	0
Carry forward orthodontic activity (UOA)	0
Baseline contract value	£1,406,561.89

ACCESS*

Patients seen in 24 months	Total	Change since previous quarter
Quarter ending December 2017	19,411	
Quarter ending March 2018	19,815	↑
Quarter ending June 2018	19,840	→
Quarter ending September 2018	19,926	→
Quarter ending December 2018	19,896	→
Variance since December 2017	2.5%	↑



ACTIVITY



Month	Adjusted Scheduled Activity (UDA)	
	2018	2019
April	-683	2,280
May	2,758	6,791
June	5,525	10,653
July	11,044	16,228
August	14,816	21,134
September	19,453	25,270
October	24,382	30,322
November	28,799	34,768
December	32,930	38,318
January	36,424	
February	41,593	
March	45,968	
April	48,147	
May	48,168	
June	48,165	

QUALITY

	Quantity	Base Number	Contract	LHB	Wales
% of FP17s for the same patient ID Re-attending within 3 months - Children	222	4,946	4.5%	9.6%	10.9%
% of FP17s for the same patient ID Re-attending within 3 months - Adults	1,795	15,965	11.2%	14.1%	15.6%
% of FP17s for the same patient ID Re-attending between 3 & 9 months - Children	2,875	4,946	58.1%	55.6%	59.6%
% of FP17s for the same patient ID Re-attending between 3 & 9 months - Adults	7,724	15,965	48.4%	52.5%	55.6%
% of FP17s for Band 1 Urgent Courses	1,245	19,847	6.3%	9.3%	8.9%
% of FP17s Relating to Free Repair or Replacements	191	19,847	1.0%	0.8%	0.7%
% of FP17s Relating to Continuations	96	19,847	0.5%	0.6%	0.7%
% of Patients satisfied with the dentistry they have received	31	35	88.6%	92.6%	93.3%
% of Patients satisfied with the time they had to wait for an appointment	30	35	85.7%	89.1%	88.0%

* This is based on patients treated on this contract for their most recent course of treatment. Figures in italics indicate the base number of FP17s or Patient Questionnaire responses are less than 100. N/A is shown where the base number of responses is less than 10 during the period. % is calculated as Quantity/Base number*100

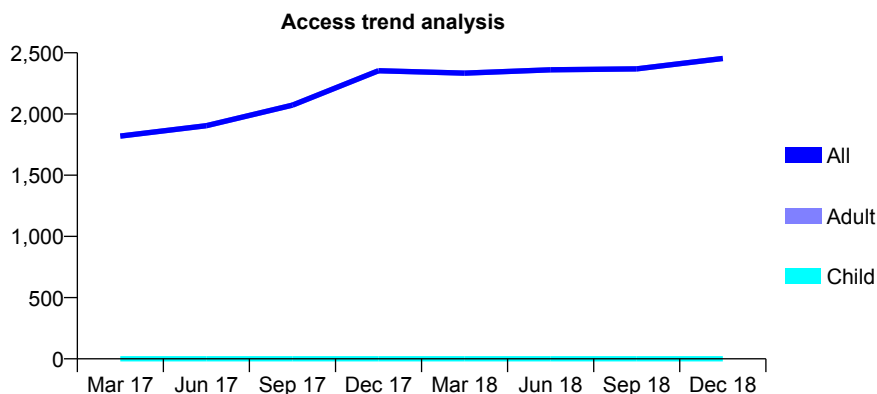
7A3 - Vital Signs At a Glance Contract Report for 175641/0002 - December 2018

Name or company name	United Dental Ltd
Contract type name	GDS Contract
Purpose of contract	General
Contract start date	01/04/2009
Contract end date	

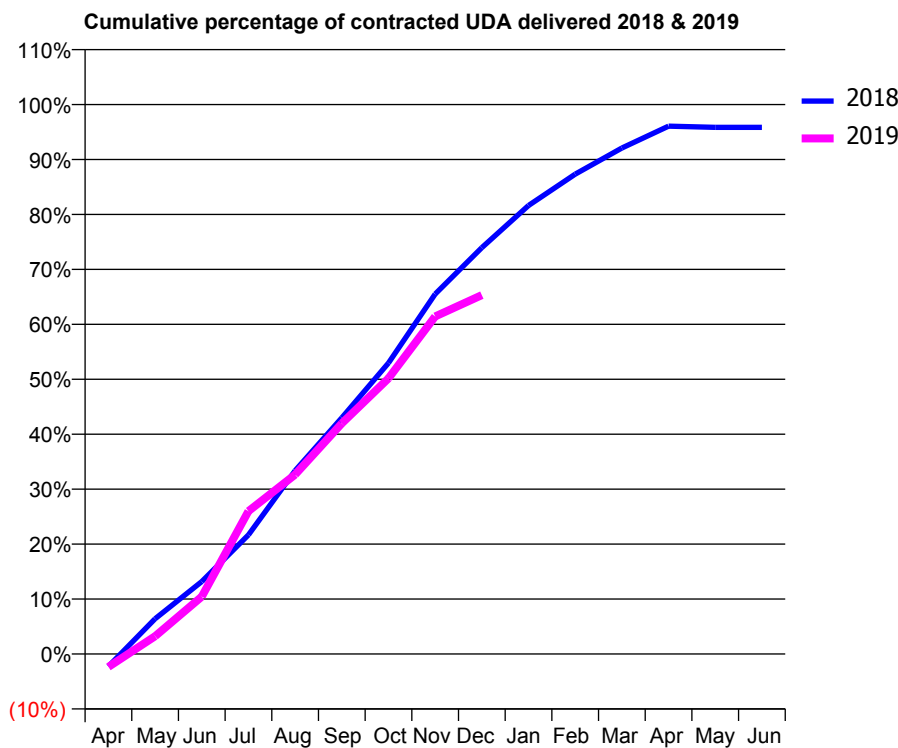
18/19 Contracted general activity (UDA)	6,467
Carry forward general activity (UDA)	227
18/19 Contracted orthodontic activity (UOA)	0
Carry forward orthodontic activity (UOA)	0
Baseline contract value	£327,986.81

ACCESS*

Patients seen in 24 months	Total	Change since previous quarter
Quarter ending December 2017	2,353	
Quarter ending March 2018	2,334	→
Quarter ending June 2018	2,361	→
Quarter ending September 2018	2,369	→
Quarter ending December 2018	2,454	↑
Variance since December 2017	4.3%	↑



ACTIVITY



Month	Adjusted Scheduled Activity (UDA)	
	2018	2019
April	-124	-153
May	351	209
June	721	676
July	1,185	1,681
August	1,825	2,112
September	2,351	2,715
October	2,896	3,245
November	3,582	3,973
December	4,043	4,224
January	4,462	
February	4,775	
March	5,034	
April	5,252	
May	5,240	
June	5,240	

QUALITY

	Quantity	Base Number	Contract	LHB	Wales
% of FP17s for the same patient ID Re-attending within 3 months - Children	0	0	N/A	9.6%	10.9%
% of FP17s for the same patient ID Re-attending within 3 months - Adults	70	1,960	3.6%	14.1%	15.6%
% of FP17s for the same patient ID Re-attending between 3 & 9 months - Children	0	0	N/A	55.6%	59.6%
% of FP17s for the same patient ID Re-attending between 3 & 9 months - Adults	864	1,960	44.1%	52.5%	55.6%
% of FP17s for Band 1 Urgent Courses	43	1,896	2.3%	9.3%	8.9%
% of FP17s Relating to Free Repair or Replacements	0	1,896	0.0%	0.8%	0.7%
% of FP17s Relating to Continuations	0	1,896	0.0%	0.6%	0.7%
% of Patients satisfied with the dentistry they have received	4	5	N/A	92.6%	93.3%
% of Patients satisfied with the time they had to wait for an appointment	3	5	N/A	89.1%	88.0%

* This is based on patients treated on this contract for their most recent course of treatment. Figures in italics indicate the base number of FP17s or Patient Questionnaire responses are less than 100. N/A is shown where the base number of responses is less than 10 during the period. % is calculated as Quantity/Base number*100

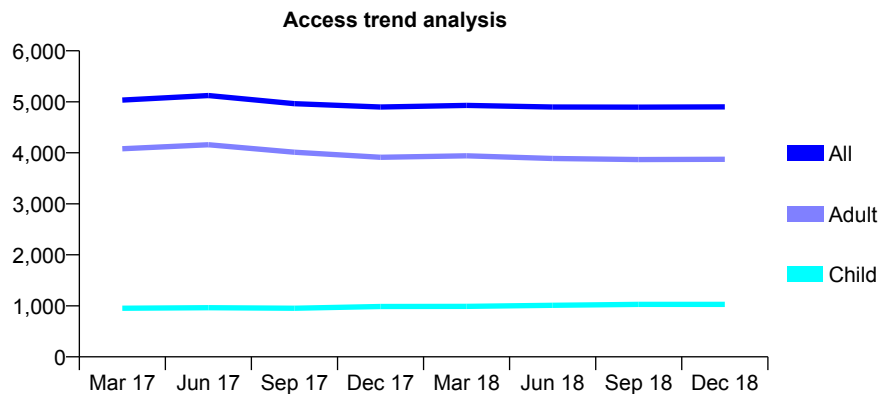
7A3 - Vital Signs At a Glance Contract Report for 175641/0003 - December 2018

Name or company name	United Dental Ltd
Contract type name	GDS Contract
Purpose of contract	General
Contract start date	01/04/2009
Contract end date	

18/19 Contracted general activity (UDA)	13,200
Carry forward general activity (UDA)	435
18/19 Contracted orthodontic activity (UOA)	0
Carry forward orthodontic activity (UOA)	0
Baseline contract value	£338,089.63

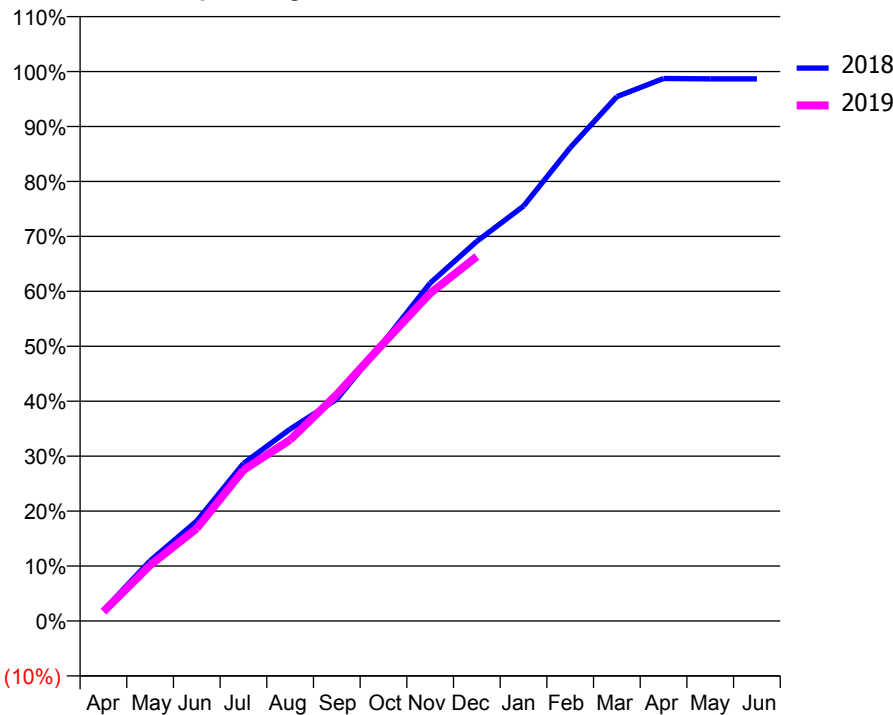
ACCESS*

Patients seen in 24 months	Total	Change since previous quarter
Quarter ending December 2017	4,898	
Quarter ending March 2018	4,929	→
Quarter ending June 2018	4,899	→
Quarter ending September 2018	4,895	→
Quarter ending December 2018	4,901	→
Variance since December 2017	0.1%	→



ACTIVITY

Cumulative percentage of contracted UDA delivered 2018 & 2019



Month	Adjusted Scheduled Activity (UDA)	
	2018	2019
April	255	227
May	1,445	1,339
June	2,404	2,225
July	3,785	3,627
August	4,610	4,352
September	5,328	5,443
October	6,698	6,674
November	8,118	7,871
December	9,121	8,757
January	9,968	
February	11,370	
March	12,598	
April	13,031	
May	13,023	
June	13,022	

QUALITY

	Quantity	Base Number	Contract	LHB	Wales
% of FP17s for the same patient ID Re-attending within 3 months - Children	39	968	4.0%	9.6%	10.9%
% of FP17s for the same patient ID Re-attending within 3 months - Adults	485	3,979	12.2%	14.1%	15.6%
% of FP17s for the same patient ID Re-attending between 3 & 9 months - Children	455	968	47.0%	55.6%	59.6%
% of FP17s for the same patient ID Re-attending between 3 & 9 months - Adults	2,282	3,979	57.4%	52.5%	55.6%
% of FP17s for Band 1 Urgent Courses	274	4,753	5.8%	9.3%	8.9%
% of FP17s Relating to Free Repair or Replacements	42	4,753	0.9%	0.8%	0.7%
% of FP17s Relating to Continuations	22	4,753	0.5%	0.6%	0.7%
% of Patients satisfied with the dentistry they have received	10	10	100.0%	92.6%	93.3%
% of Patients satisfied with the time they had to wait for an appointment	10	10	100.0%	89.1%	88.0%

* This is based on patients treated on this contract for their most recent course of treatment. Figures in italics indicate the base number of FP17s or Patient Questionnaire responses are less than 100. N/A is shown where the base number of responses is less than 10 during the period. % is calculated as Quantity/Base number*100

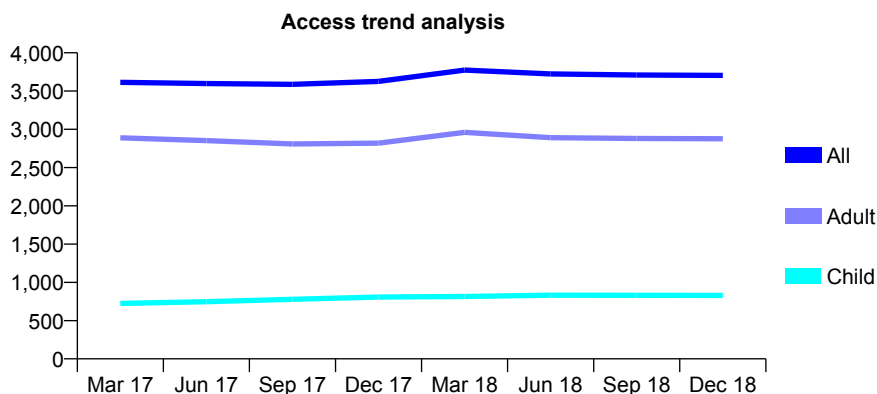
7A3 - Vital Signs At a Glance Contract Report for 177415/0001 - December 2018

Name or company name	Ty Gwyn Dental Practice Limited
Contract type name	GDS Contract
Purpose of contract	General
Contract start date	01/10/2008
Contract end date	

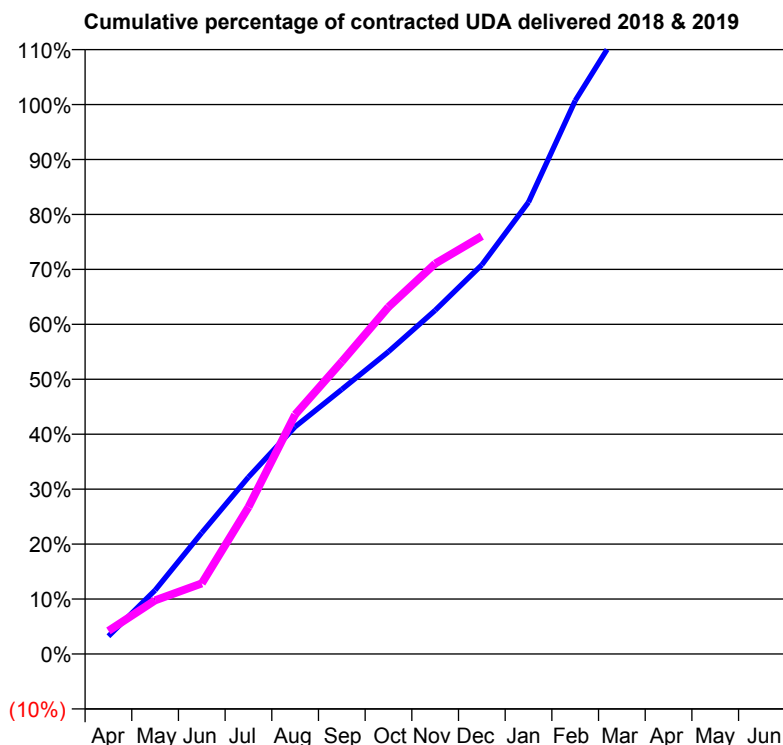
18/19 Contracted general activity (UDA)	8,250
Carry forward general activity (UDA)	29
18/19 Contracted orthodontic activity (UOA)	0
Carry forward orthodontic activity (UOA)	0
Baseline contract value	£211,451.60

ACCESS*

Patients seen in 24 months	Total	Change since previous quarter
Quarter ending December 2017	3,627	
Quarter ending March 2018	3,775	↑
Quarter ending June 2018	3,723	↓
Quarter ending September 2018	3,710	→
Quarter ending December 2018	3,704	→
Variance since December 2017	2.1%	↑



ACTIVITY



Month	Adjusted Scheduled Activity (UDA)	
	2018	2019
April	267	348
May	958	806
June	1,820	1,061
July	2,655	2,205
August	3,412	3,594
September	3,972	4,389
October	4,539	5,211
November	5,161	5,862
December	5,842	6,274
January	6,785	
February	8,308	
March	9,430	
April	10,099	
May	10,099	
June	10,099	

QUALITY

	Quantity	Base Number	Contract	LHB	Wales
% of FP17s for the same patient ID Re-attending within 3 months - Children	47	620	7.6%	9.6%	10.9%
% of FP17s for the same patient ID Re-attending within 3 months - Adults	335	2,353	14.2%	14.1%	15.6%
% of FP17s for the same patient ID Re-attending between 3 & 9 months - Children	203	620	32.7%	55.6%	59.6%
% of FP17s for the same patient ID Re-attending between 3 & 9 months - Adults	947	2,353	40.2%	52.5%	55.6%
% of FP17s for Band 1 Urgent Courses	293	2,779	10.5%	9.3%	8.9%
% of FP17s Relating to Free Repair or Replacements	30	2,779	1.1%	0.8%	0.7%
% of FP17s Relating to Continuations	4	2,779	0.1%	0.6%	0.7%
% of Patients satisfied with the dentistry they have received	9	9	N/A	92.6%	93.3%
% of Patients satisfied with the time they had to wait for an appointment	8	9	N/A	89.1%	88.0%

* This is based on patients treated on this contract for their most recent course of treatment. Figures in italics indicate the base number of FP17s or Patient Questionnaire responses are less than 100. N/A is shown where the base number of responses is less than 10 during the period. % is calculated as Quantity/Base number*100

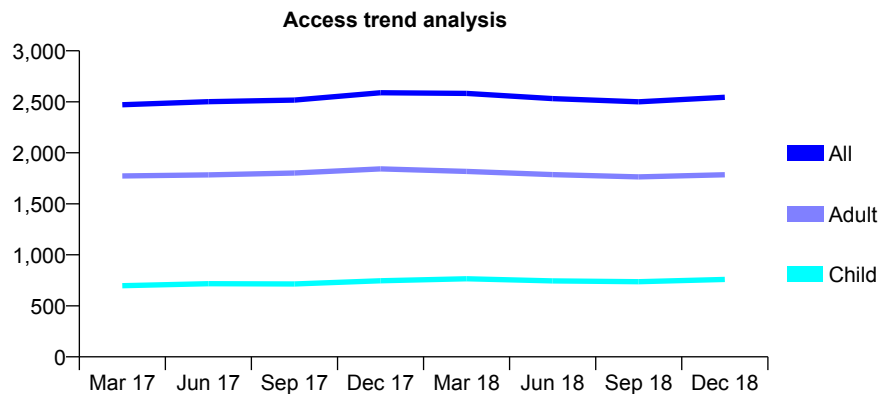
7A3 - Vital Signs At a Glance Contract Report for 177997/0001 - December 2018

Name or company name	B Jones
Contract type name	GDS Contract
Purpose of contract	General
Contract start date	01/04/2015
Contract end date	

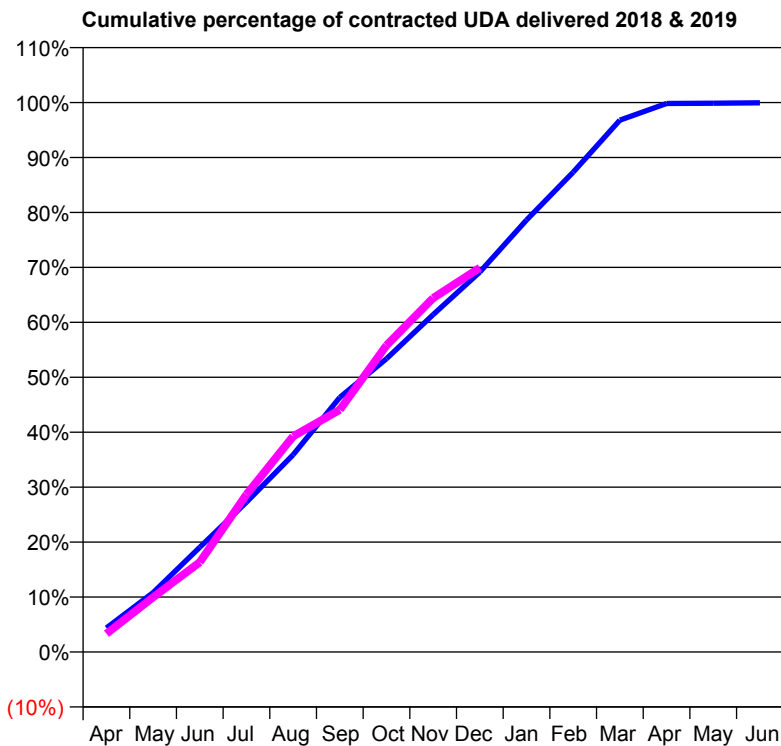
18/19 Contracted general activity (UDA)	6,644
Carry forward general activity (UDA)	-17
18/19 Contracted orthodontic activity (UOA)	0
Carry forward orthodontic activity (UOA)	0
Baseline contract value	£179,592.49

ACCESS*

Patients seen in 24 months	Total	Change since previous quarter
Quarter ending December 2017	2,589	
Quarter ending March 2018	2,583	→
Quarter ending June 2018	2,531	↓
Quarter ending September 2018	2,500	↓
Quarter ending December 2018	2,544	→
Variance since December 2017	(1.7%)	↓



ACTIVITY



Month	Adjusted Scheduled Activity (UDA)	
	2018	2019
April	292	221
May	718	662
June	1,267	1,086
July	1,811	1,905
August	2,385	2,607
September	3,078	2,929
October	3,546	3,707
November	4,080	4,279
December	4,594	4,646
January	5,224	
February	5,803	
March	6,431	
April	6,632	
May	6,636	
June	6,641	

QUALITY

	Quantity	Base Number	Contract	LHB	Wales
% of FP17s for the same patient ID Re-attending within 3 months - Children	34	796	4.3%	9.6%	10.9%
% of FP17s for the same patient ID Re-attending within 3 months - Adults	155	1,867	8.3%	14.1%	15.6%
% of FP17s for the same patient ID Re-attending between 3 & 9 months - Children	346	796	43.5%	55.6%	59.6%
% of FP17s for the same patient ID Re-attending between 3 & 9 months - Adults	808	1,867	43.3%	52.5%	55.6%
% of FP17s for Band 1 Urgent Courses	173	2,553	6.8%	9.3%	8.9%
% of FP17s Relating to Free Repair or Replacements	22	2,553	0.9%	0.8%	0.7%
% of FP17s Relating to Continuations	21	2,553	0.8%	0.6%	0.7%
% of Patients satisfied with the dentistry they have received	3	3	N/A	92.6%	93.3%
% of Patients satisfied with the time they had to wait for an appointment	3	3	N/A	89.1%	88.0%

* This is based on patients treated on this contract for their most recent course of treatment. Figures in italics indicate the base number of FP17s or Patient Questionnaire responses are less than 100. N/A is shown where the base number of responses is less than 10 during the period. % is calculated as Quantity/Base number*100

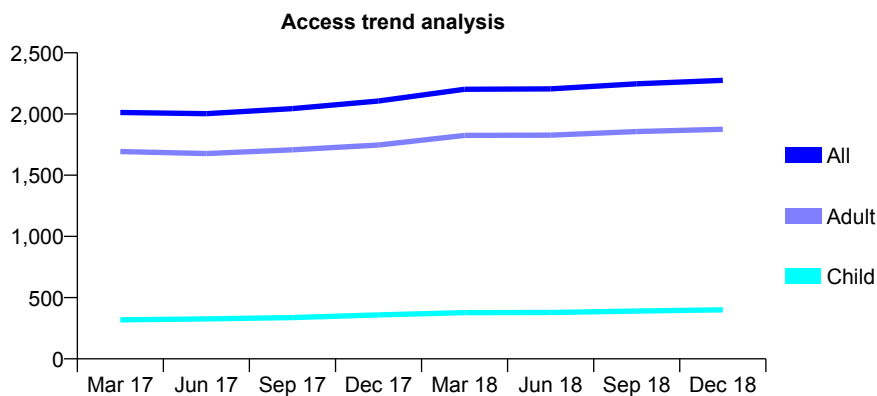
7A3 - Vital Signs At a Glance Contract Report for 178624/0001 - December 2018

Name or company name	C Hancock
Contract type name	GDS Contract
Purpose of contract	General
Contract start date	01/04/2014
Contract end date	

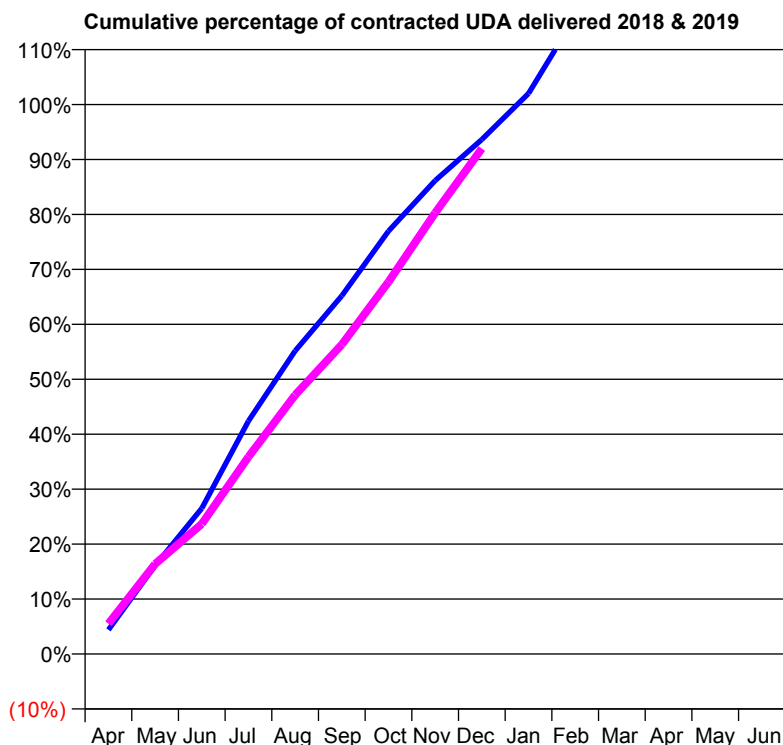
18/19 Contracted general activity (UDA)	5,906
Carry forward general activity (UDA)	0
18/19 Contracted orthodontic activity (UOA)	0
Carry forward orthodontic activity (UOA)	0
Baseline contract value	£151,547.54

ACCESS*

Patients seen in 24 months	Total	Change since previous quarter
Quarter ending December 2017	2,106	
Quarter ending March 2018	2,202	↑
Quarter ending June 2018	2,205	→
Quarter ending September 2018	2,247	→
Quarter ending December 2018	2,275	→
Variance since December 2017	8.0%	↑



ACTIVITY



Month	Adjusted Scheduled Activity (UDA)	
	2018	2019
April	260	326
May	951	968
June	1,566	1,398
July	2,505	2,119
August	3,258	2,784
September	3,850	3,326
October	4,545	3,999
November	5,089	4,742
December	5,530	5,432
January	6,024	
February	6,845	
March	7,849	
April	8,206	
May	8,212	
June	8,215	

QUALITY

	Quantity	Base Number	Contract	LHB	Wales
% of FP17s for the same patient ID Re-attending within 3 months - Children	30	427	7.0%	9.6%	10.9%
% of FP17s for the same patient ID Re-attending within 3 months - Adults	281	2,230	12.6%	14.1%	15.6%
% of FP17s for the same patient ID Re-attending between 3 & 9 months - Children	229	427	53.6%	55.6%	59.6%
% of FP17s for the same patient ID Re-attending between 3 & 9 months - Adults	1,345	2,230	60.3%	52.5%	55.6%
% of FP17s for Band 1 Urgent Courses	125	2,494	5.0%	9.3%	8.9%
% of FP17s Relating to Free Repair or Replacements	11	2,494	0.4%	0.8%	0.7%
% of FP17s Relating to Continuations	0	2,494	0.0%	0.6%	0.7%
% of Patients satisfied with the dentistry they have received	15	15	100.0%	92.6%	93.3%
% of Patients satisfied with the time they had to wait for an appointment	14	15	93.3%	89.1%	88.0%

* This is based on patients treated on this contract for their most recent course of treatment. Figures in italics indicate the base number of FP17s or Patient Questionnaire responses are less than 100. N/A is shown where the base number of responses is less than 10 during the period. % is calculated as Quantity/Base number*100

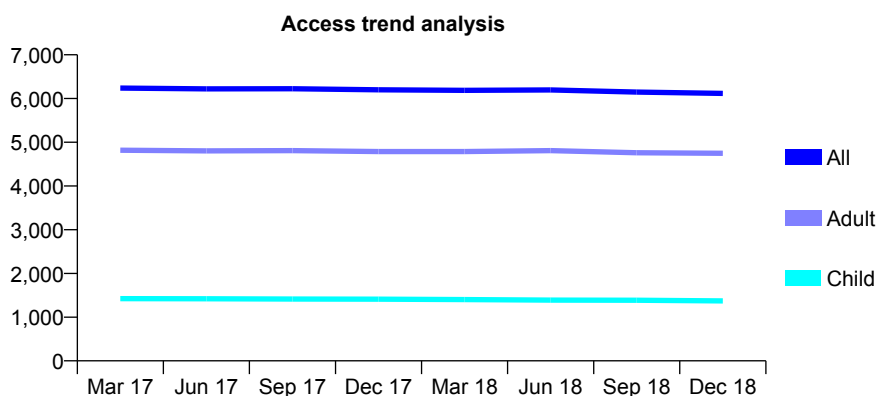
7A3 - Vital Signs At a Glance Contract Report for 179310/0001 - December 2018

Name or company name	West Coast Dental Care Ltd
Contract type name	GDS Contract
Purpose of contract	General
Contract start date	01/04/2010
Contract end date	

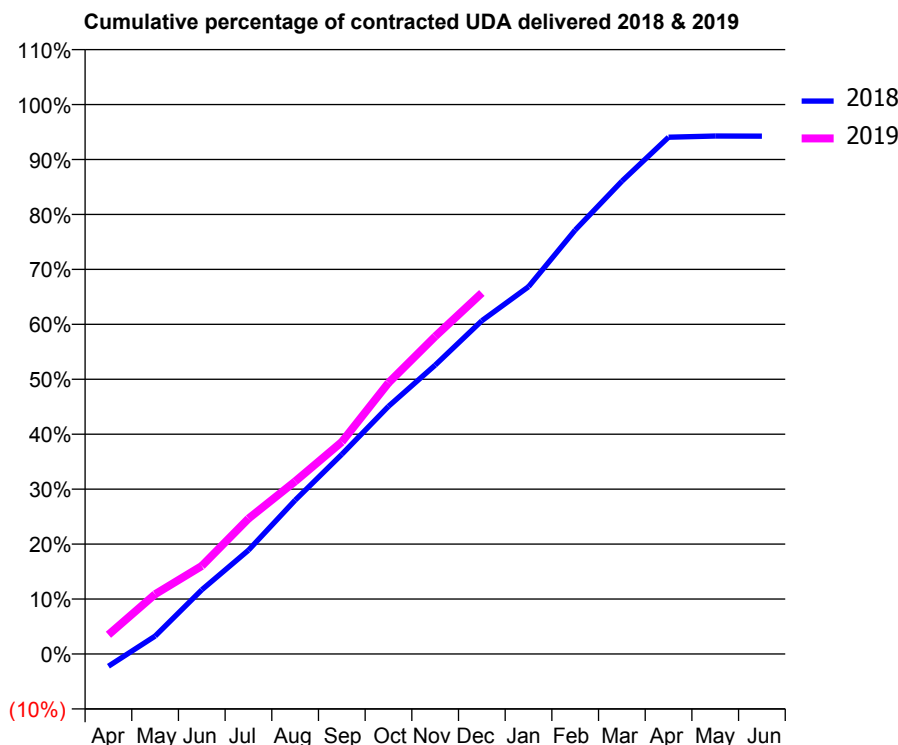
18/19 Contracted general activity (UDA)	22,023
Carry forward general activity (UDA)	0
18/19 Contracted orthodontic activity (UOA)	0
Carry forward orthodontic activity (UOA)	0
Baseline contract value	£535,785.49

ACCESS*

Patients seen in 24 months	Total	Change since previous quarter
Quarter ending December 2017	6,198	
Quarter ending March 2018	6,188	→
Quarter ending June 2018	6,195	→
Quarter ending September 2018	6,146	→
Quarter ending December 2018	6,117	→
Variance since December 2017	(1.3%)	↓



ACTIVITY



Month	Adjusted Scheduled Activity (UDA)	
	2018	2019
April	-494	773
May	721	2,399
June	2,573	3,531
July	4,159	5,428
August	6,167	6,916
September	8,002	8,500
October	9,926	10,866
November	11,578	12,728
December	13,358	14,468
January	14,723	
February	16,990	
March	18,949	
April	20,714	
May	20,759	
June	20,757	

QUALITY

	Quantity	Base Number	Contract	LHB	Wales
% of FP17s for the same patient ID Re-attending within 3 months - Children	106	1,676	6.3%	9.6%	10.9%
% of FP17s for the same patient ID Re-attending within 3 months - Adults	642	5,823	11.0%	14.1%	15.6%
% of FP17s for the same patient ID Re-attending between 3 & 9 months - Children	1,114	1,676	66.5%	55.6%	59.6%
% of FP17s for the same patient ID Re-attending between 3 & 9 months - Adults	3,824	5,823	65.7%	52.5%	55.6%
% of FP17s for Band 1 Urgent Courses	477	6,837	7.0%	9.3%	8.9%
% of FP17s Relating to Free Repair or Replacements	5	6,837	0.1%	0.8%	0.7%
% of FP17s Relating to Continuations	12	6,837	0.2%	0.6%	0.7%
% of Patients satisfied with the dentistry they have received	15	16	93.8%	92.6%	93.3%
% of Patients satisfied with the time they had to wait for an appointment	16	16	100.0%	89.1%	88.0%

* This is based on patients treated on this contract for their most recent course of treatment. Figures in italics indicate the base number of FP17s or Patient Questionnaire responses are less than 100. N/A is shown where the base number of responses is less than 10 during the period. % is calculated as Quantity/Base number*100

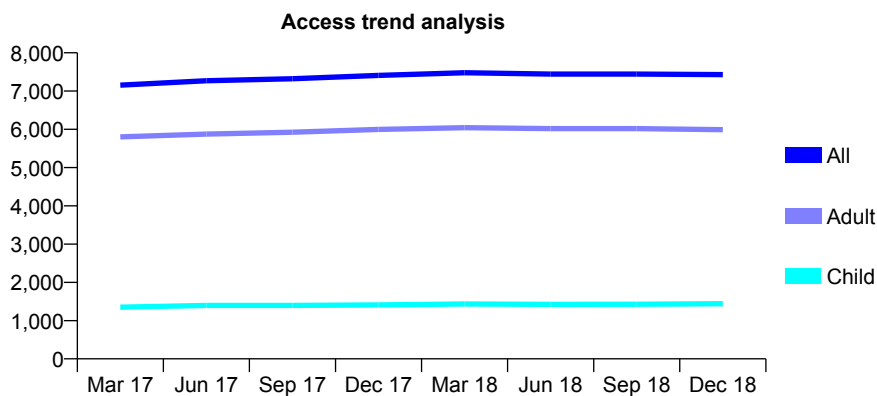
7A3 - Vital Signs At a Glance Contract Report for 180734/0001 - December 2018

Name or company name	Andrew J R Turpy & E. Sarah Turpy
Contract type name	GDS Contract
Purpose of contract	General
Contract start date	19/06/2009
Contract end date	

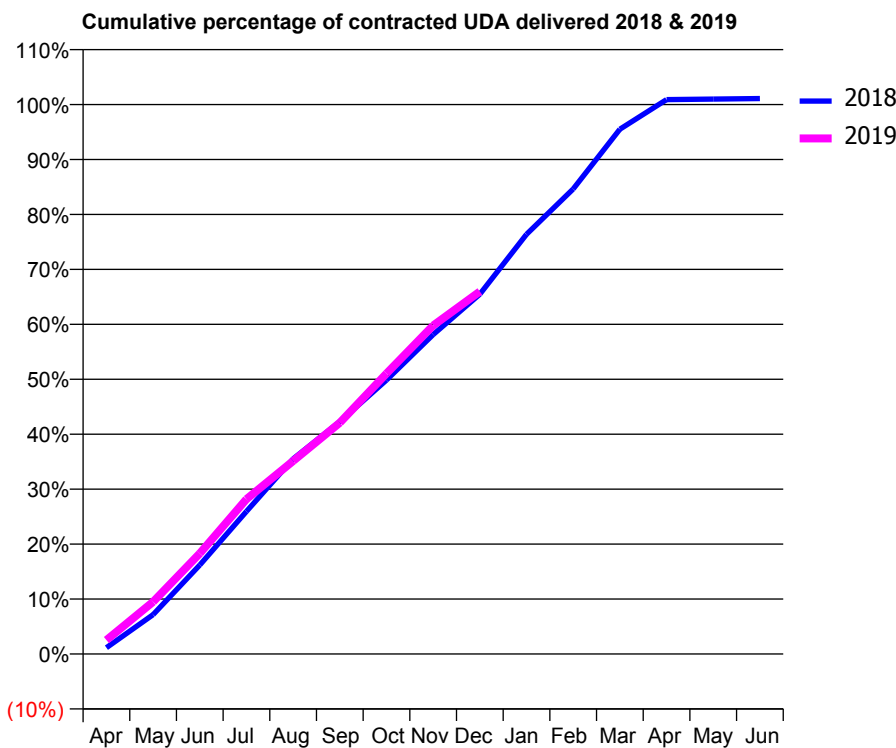
18/19 Contracted general activity (UDA)	21,735
Carry forward general activity (UDA)	0
18/19 Contracted orthodontic activity (UOA)	0
Carry forward orthodontic activity (UOA)	0
Baseline contract value	£557,462.35

ACCESS*

Patients seen in 24 months	Total	Change since previous quarter
Quarter ending December 2017	7,408	
Quarter ending March 2018	7,480	→
Quarter ending June 2018	7,443	→
Quarter ending September 2018	7,444	→
Quarter ending December 2018	7,431	→
Variance since December 2017	0.3%	→



ACTIVITY



Month	Adjusted Scheduled Activity (UDA)	
	2018	2019
April	248	550
May	1,559	2,064
June	3,520	3,982
July	5,639	6,127
August	7,717	7,634
September	9,189	9,150
October	10,835	11,096
November	12,637	12,993
December	14,231	14,341
January	16,600	
February	18,395	
March	20,758	
April	21,929	
May	21,947	
June	21,970	

QUALITY

	Quantity	Base Number	Contract	LHB	Wales
% of FP17s for the same patient ID Re-attending within 3 months - Children	81	1,294	6.3%	9.6%	10.9%
% of FP17s for the same patient ID Re-attending within 3 months - Adults	824	6,134	13.4%	14.1%	15.6%
% of FP17s for the same patient ID Re-attending between 3 & 9 months - Children	584	1,294	45.1%	55.6%	59.6%
% of FP17s for the same patient ID Re-attending between 3 & 9 months - Adults	3,413	6,134	55.6%	52.5%	55.6%
% of FP17s for Band 1 Urgent Courses	692	6,929	10.0%	9.3%	8.9%
% of FP17s Relating to Free Repair or Replacements	28	6,929	0.4%	0.8%	0.7%
% of FP17s Relating to Continuations	12	6,929	0.2%	0.6%	0.7%
% of Patients satisfied with the dentistry they have received	11	12	91.7%	92.6%	93.3%
% of Patients satisfied with the time they had to wait for an appointment	10	12	83.3%	89.1%	88.0%

* This is based on patients treated on this contract for their most recent course of treatment. Figures in italics indicate the base number of FP17s or Patient Questionnaire responses are less than 100. N/A is shown where the base number of responses is less than 10 during the period. % is calculated as Quantity/Base number*100

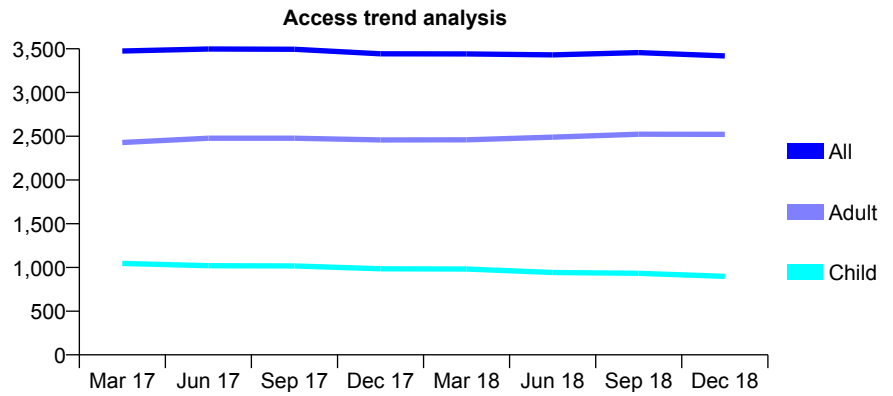
7A3 - Vital Signs At a Glance Contract Report for 181382/0001 - December 2018

Name or company name	Cwmdulais Dental Practice
Contract type name	GDS Contract
Purpose of contract	General and Orthodontic
Contract start date	01/01/2014
Contract end date	

18/19 Contracted general activity (UDA)	8,575
Carry forward general activity (UDA)	296
18/19 Contracted orthodontic activity (UOA)	1,351
Carry forward orthodontic activity (UOA)	0
Baseline contract value	£431,702.33

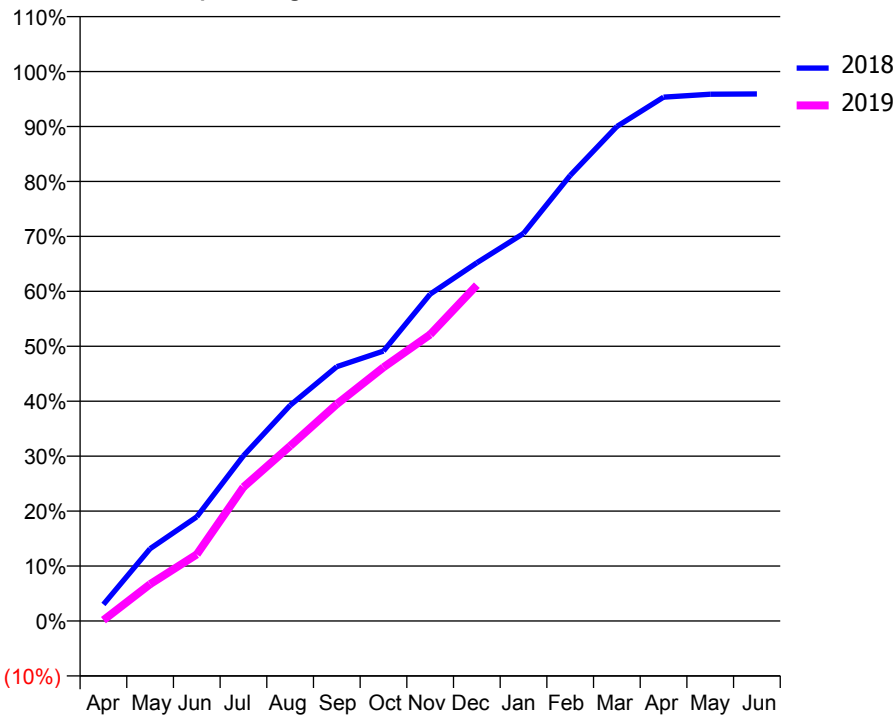
ACCESS*

Patients seen in 24 months	Total	Change since previous quarter
Quarter ending December 2017	3,443	
Quarter ending March 2018	3,441	→
Quarter ending June 2018	3,431	→
Quarter ending September 2018	3,456	→
Quarter ending December 2018	3,419	↓
Variance since December 2017	(0.7%)	→



ACTIVITY

Cumulative percentage of contracted UDA delivered 2018 & 2019



Month	Adjusted Scheduled Activity (UDA)	
	2018	2019
April	260	14
May	1,130	576
June	1,627	1,040
July	2,579	2,090
August	3,367	2,730
September	3,969	3,385
October	4,213	3,959
November	5,101	4,471
December	5,590	5,242
January	6,049	
February	6,953	
March	7,717	
April	8,175	
May	8,221	
June	8,224	

QUALITY

	Quantity	Base Number	Contract	LHB	Wales
% of FP17s for the same patient ID Re-attending within 3 months - Children	72	1,073	6.7%	9.6%	10.9%
% of FP17s for the same patient ID Re-attending within 3 months - Adults	323	2,505	12.9%	14.1%	15.6%
% of FP17s for the same patient ID Re-attending between 3 & 9 months - Children	568	1,073	52.9%	55.6%	59.6%
% of FP17s for the same patient ID Re-attending between 3 & 9 months - Adults	1,048	2,505	41.8%	52.5%	55.6%
% of FP17s for Band 1 Urgent Courses	379	3,113	12.2%	9.3%	8.9%
% of FP17s Relating to Free Repair or Replacements	14	3,113	0.4%	0.8%	0.7%
% of FP17s Relating to Continuations	3	3,113	0.1%	0.6%	0.7%
% of Patients satisfied with the dentistry they have received	3	3	N/A	92.6%	93.3%
% of Patients satisfied with the time they had to wait for an appointment	3	3	N/A	89.1%	88.0%

* This is based on patients treated on this contract for their most recent course of treatment. Figures in italics indicate the base number of FP17s or Patient Questionnaire responses are less than 100. N/A is shown where the base number of responses is less than 10 during the period. % is calculated as Quantity/Base number*100

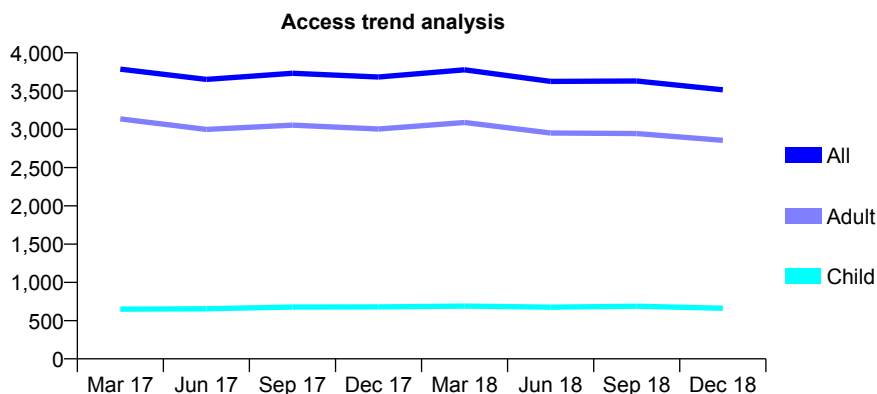
7A3 - Vital Signs At a Glance Contract Report for 184136/0001 - December 2018

Name or company name	Glynneath Dental Practice
Contract type name	GDS Contract
Purpose of contract	General
Contract start date	01/09/2012
Contract end date	

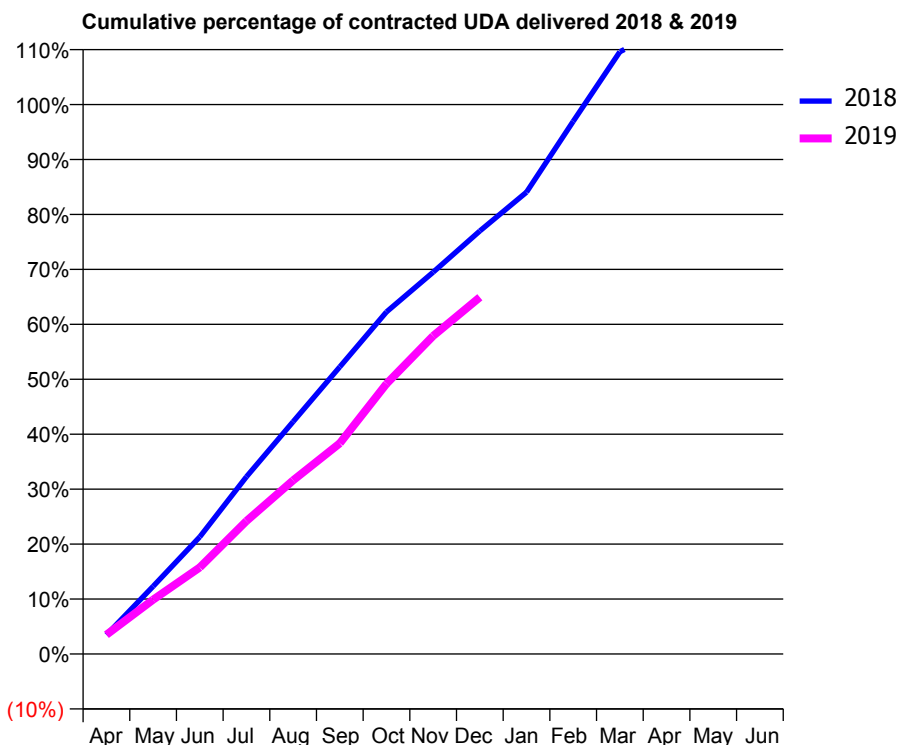
18/19 Contracted general activity (UDA)	11,323
Carry forward general activity (UDA)	0
18/19 Contracted orthodontic activity (UOA)	0
Carry forward orthodontic activity (UOA)	0
Baseline contract value	£417,406.53

ACCESS*

Patients seen in 24 months	Total	Change since previous quarter
Quarter ending December 2017	3,683	
Quarter ending March 2018	3,778	↑
Quarter ending June 2018	3,626	↓
Quarter ending September 2018	3,632	→
Quarter ending December 2018	3,516	↓
Variance since December 2017	(4.5%)	↓



ACTIVITY



Month	Adjusted Scheduled Activity (UDA)	
	2018	2019
April	369	398
May	1,309	1,121
June	2,266	1,785
July	3,428	2,742
August	4,492	3,580
September	5,551	4,343
October	6,613	5,569
November	7,381	6,554
December	8,179	7,351
January	8,928	
February	10,299	
March	11,644	
April	12,094	
May	12,094	
June	12,094	

QUALITY

	Quantity	Base Number	Contract	LHB	Wales
% of FP17s for the same patient ID Re-attending within 3 months - Children	41	536	7.6%	9.6%	10.9%
% of FP17s for the same patient ID Re-attending within 3 months - Adults	320	2,384	13.4%	14.1%	15.6%
% of FP17s for the same patient ID Re-attending between 3 & 9 months - Children	138	536	25.7%	55.6%	59.6%
% of FP17s for the same patient ID Re-attending between 3 & 9 months - Adults	870	2,384	36.5%	52.5%	55.6%
% of FP17s for Band 1 Urgent Courses	272	2,790	9.7%	9.3%	8.9%
% of FP17s Relating to Free Repair or Replacements	35	2,790	1.3%	0.8%	0.7%
% of FP17s Relating to Continuations	13	2,790	0.5%	0.6%	0.7%
% of Patients satisfied with the dentistry they have received	5	6	N/A	92.6%	93.3%
% of Patients satisfied with the time they had to wait for an appointment	4	6	N/A	89.1%	88.0%

* This is based on patients treated on this contract for their most recent course of treatment. Figures in italics indicate the base number of FP17s or Patient Questionnaire responses are less than 100. N/A is shown where the base number of responses is less than 10 during the period. % is calculated as Quantity/Base number*100

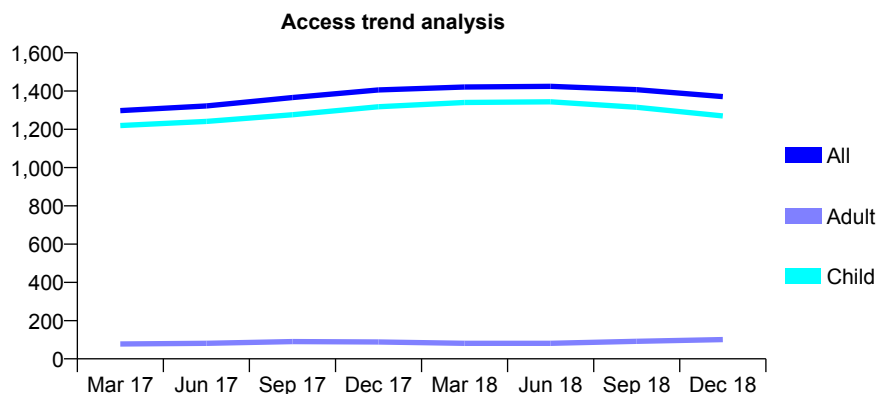
7A3 - Vital Signs At a Glance Contract Report for 185000/0001 - December 2018

Name or company name	Howells, Harrison & Gregson
Contract type name	GDS Contract
Purpose of contract	General
Contract start date	01/04/2006
Contract end date	

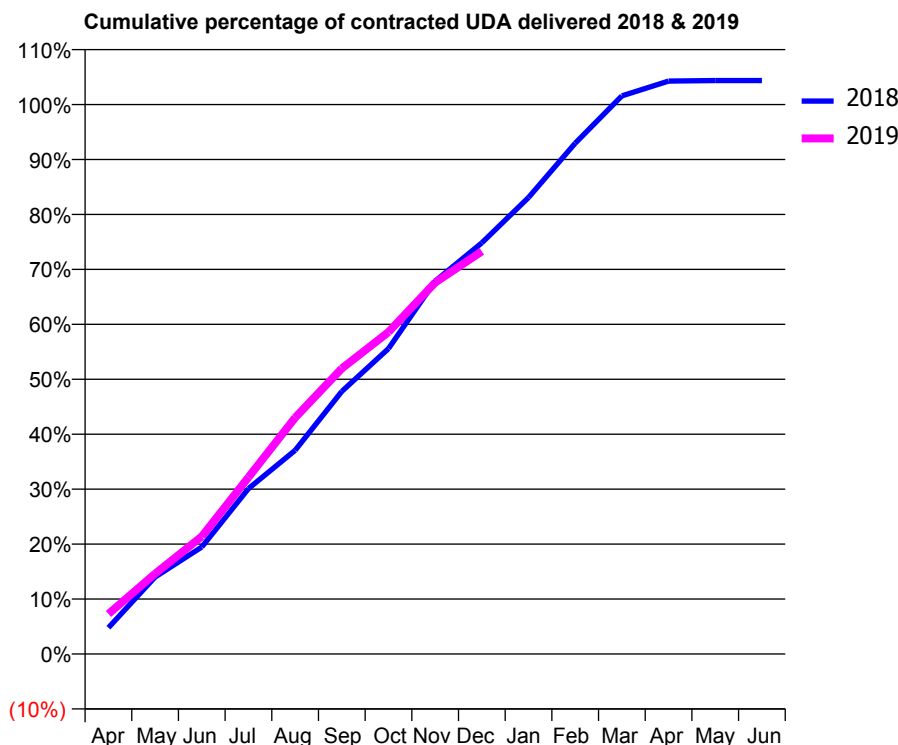
18/19 Contracted general activity (UDA)	2,576
Carry forward general activity (UDA)	0
18/19 Contracted orthodontic activity (UOA)	0
Carry forward orthodontic activity (UOA)	0
Baseline contract value	£56,360.05

ACCESS*

Patients seen in 24 months	Total	Change since previous quarter
Quarter ending December 2017	1,406	
Quarter ending March 2018	1,421	→
Quarter ending June 2018	1,425	→
Quarter ending September 2018	1,407	↓
Quarter ending December 2018	1,371	↓
Variance since December 2017	(2.5%)	↓



ACTIVITY



Month	Adjusted Scheduled Activity (UDA)	
	2018	2019
April	124	188
May	361	377
June	501	551
July	775	829
August	955	1,108
September	1,231	1,339
October	1,432	1,509
November	1,748	1,741
December	1,927	1,888
January	2,140	
February	2,394	
March	2,616	
April	2,686	
May	2,689	
June	2,689	

QUALITY

	Quantity	Base Number	Contract	LHB	Wales
% of FP17s for the same patient ID Re-attending within 3 months - Children	163	1,465	11.1%	9.6%	10.9%
% of FP17s for the same patient ID Re-attending within 3 months - Adults	1	2	50.0%	14.1%	15.6%
% of FP17s for the same patient ID Re-attending between 3 & 9 months - Children	893	1,465	61.0%	55.6%	59.6%
% of FP17s for the same patient ID Re-attending between 3 & 9 months - Adults	1	2	50.0%	52.5%	55.6%
% of FP17s for Band 1 Urgent Courses	114	1,416	8.1%	9.3%	8.9%
% of FP17s Relating to Free Repair or Replacements	0	1,416	0.0%	0.8%	0.7%
% of FP17s Relating to Continuations	21	1,416	1.5%	0.6%	0.7%
% of Patients satisfied with the dentistry they have received	0	0	N/A	92.6%	93.3%
% of Patients satisfied with the time they had to wait for an appointment	0	0	N/A	89.1%	88.0%

* This is based on patients treated on this contract for their most recent course of treatment. Figures in italics indicate the base number of FP17s or Patient Questionnaire responses are less than 100. N/A is shown where the base number of responses is less than 10 during the period. % is calculated as Quantity/Base number*100

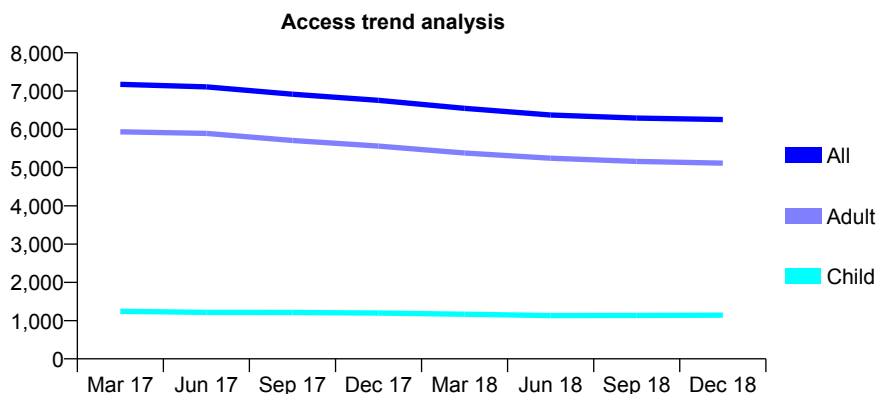
7A3 - Vital Signs At a Glance Contract Report for 187917/0001 - December 2018

Name or company name	The Victoria Road Dental Surgery
Contract type name	GDS Contract
Purpose of contract	General
Contract start date	01/05/2012
Contract end date	

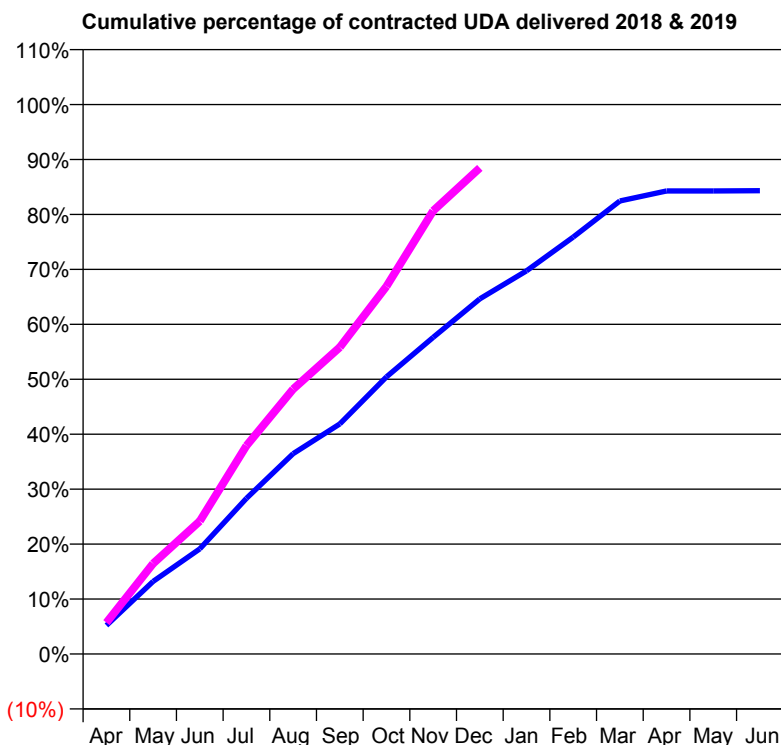
18/19 Contracted general activity (UDA)	14,459
Carry forward general activity (UDA)	0
18/19 Contracted orthodontic activity (UOA)	0
Carry forward orthodontic activity (UOA)	0
Baseline contract value	£516,370.57

ACCESS*

Patients seen in 24 months	Total	Change since previous quarter
Quarter ending December 2017	6,757	
Quarter ending March 2018	6,547	↓
Quarter ending June 2018	6,375	↓
Quarter ending September 2018	6,295	↓
Quarter ending December 2018	6,255	→
Variance since December 2017	(7.4%)	↓



ACTIVITY



Month	Adjusted Scheduled Activity (UDA)	
	2018	2019
April	1,081	826
May	2,741	2,379
June	3,969	3,497
July	5,881	5,482
August	7,566	6,971
September	8,692	8,071
October	10,469	9,676
November	11,957	11,662
December	13,413	12,791
January	14,469	
February	15,747	
March	17,108	
April	17,488	
May	17,488	
June	17,499	

QUALITY

	Quantity	Base Number	Contract	LHB	Wales
% of FP17s for the same patient ID Re-attending within 3 months - Children	46	1,216	3.8%	9.6%	10.9%
% of FP17s for the same patient ID Re-attending within 3 months - Adults	517	5,847	8.8%	14.1%	15.6%
% of FP17s for the same patient ID Re-attending between 3 & 9 months - Children	541	1,216	44.5%	55.6%	59.6%
% of FP17s for the same patient ID Re-attending between 3 & 9 months - Adults	3,274	5,847	56.0%	52.5%	55.6%
% of FP17s for Band 1 Urgent Courses	356	6,878	5.2%	9.3%	8.9%
% of FP17s Relating to Free Repair or Replacements	33	6,878	0.5%	0.8%	0.7%
% of FP17s Relating to Continuations	57	6,878	0.8%	0.6%	0.7%
% of Patients satisfied with the dentistry they have received	11	11	100.0%	92.6%	93.3%
% of Patients satisfied with the time they had to wait for an appointment	10	11	90.9%	89.1%	88.0%

* This is based on patients treated on this contract for their most recent course of treatment. Figures in italics indicate the base number of FP17s or Patient Questionnaire responses are less than 100. N/A is shown where the base number of responses is less than 10 during the period. % is calculated as Quantity/Base number*100

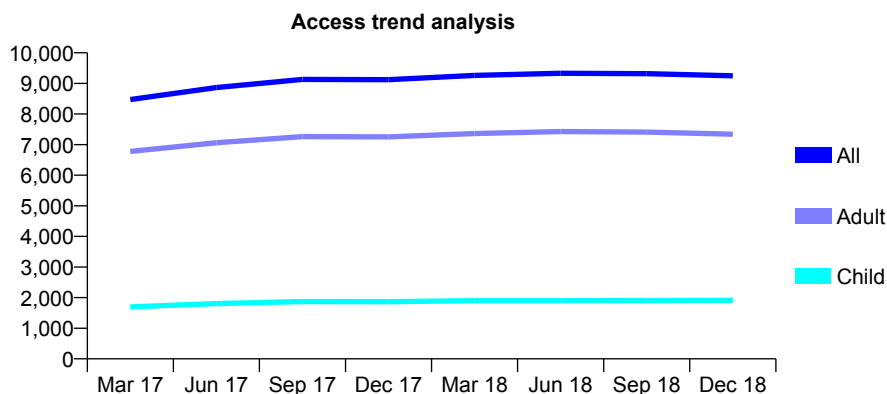
7A3 - Vital Signs At a Glance Contract Report for 189693/0001 - December 2018

Name or company name	Hall, Hopkins & Thorne of Llynfi Dental Pra
Contract type name	GDS Contract
Purpose of contract	General
Contract start date	10/08/2011
Contract end date	

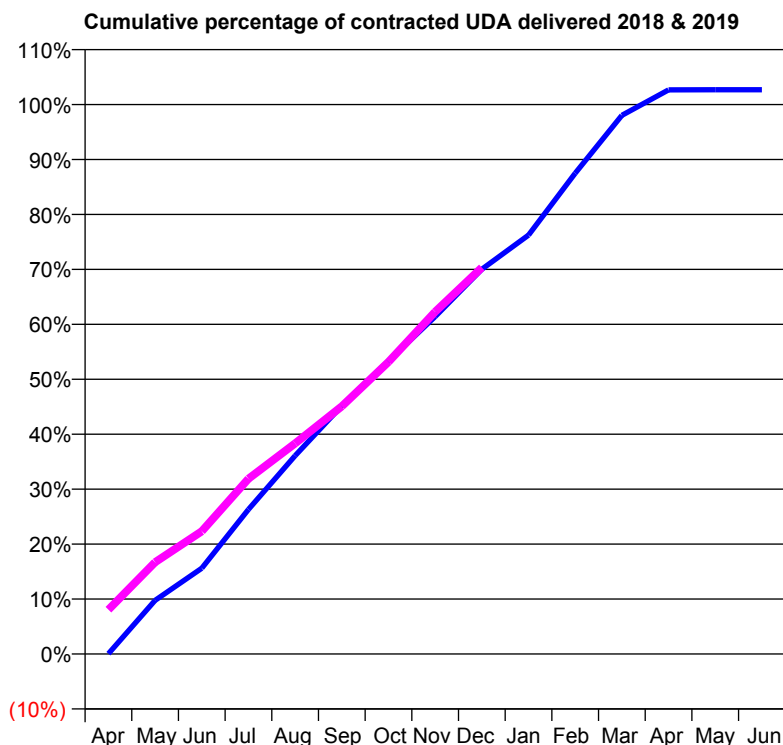
18/19 Contracted general activity (UDA)	23,993
Carry forward general activity (UDA)	-646
18/19 Contracted orthodontic activity (UOA)	0
Carry forward orthodontic activity (UOA)	0
Baseline contract value	£632,625.96

ACCESS*

Patients seen in 24 months	Total	Change since previous quarter
Quarter ending December 2017	9,120	
Quarter ending March 2018	9,263	→
Quarter ending June 2018	9,330	→
Quarter ending September 2018	9,317	→
Quarter ending December 2018	9,249	→
Variance since December 2017	1.4%	→



ACTIVITY



Month	Adjusted Scheduled Activity (UDA)	
	2018	2019
April	16	1,934
May	2,341	4,010
June	3,749	5,358
July	6,315	7,656
August	8,662	9,194
September	10,841	10,815
October	12,793	12,753
November	14,732	14,945
December	16,803	16,875
January	18,289	
February	20,990	
March	23,518	
April	24,632	
May	24,640	
June	24,639	

QUALITY

	Quantity	Base Number	Contract	LHB	Wales
% of FP17s for the same patient ID Re-attending within 3 months - Children	121	2,104	5.8%	9.6%	10.9%
% of FP17s for the same patient ID Re-attending within 3 months - Adults	780	7,250	10.8%	14.1%	15.6%
% of FP17s for the same patient ID Re-attending between 3 & 9 months - Children	1,213	2,104	57.7%	55.6%	59.6%
% of FP17s for the same patient ID Re-attending between 3 & 9 months - Adults	3,629	7,250	50.1%	52.5%	55.6%
% of FP17s for Band 1 Urgent Courses	1,136	8,870	12.8%	9.3%	8.9%
% of FP17s Relating to Free Repair or Replacements	94	8,870	1.1%	0.8%	0.7%
% of FP17s Relating to Continuations	19	8,870	0.2%	0.6%	0.7%
% of Patients satisfied with the dentistry they have received	16	16	100.0%	92.6%	93.3%
% of Patients satisfied with the time they had to wait for an appointment	14	16	87.5%	89.1%	88.0%

* This is based on patients treated on this contract for their most recent course of treatment. Figures in italics indicate the base number of FP17s or Patient Questionnaire responses are less than 100. N/A is shown where the base number of responses is less than 10 during the period. % is calculated as Quantity/Base number*100

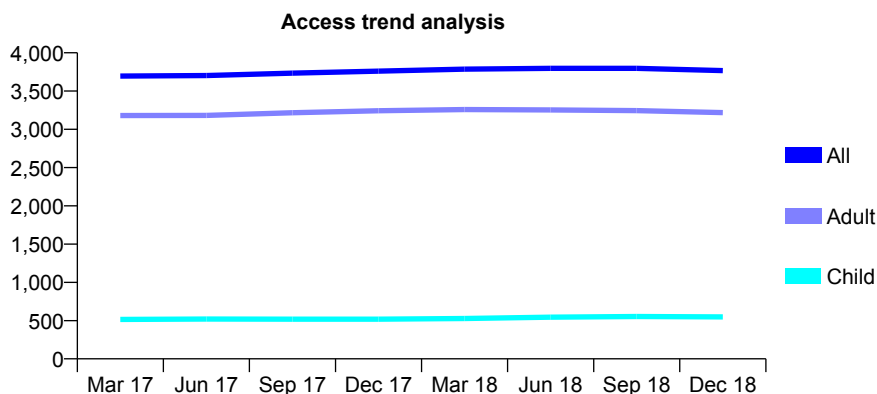
7A3 - Vital Signs At a Glance Contract Report for 189839/0001 - December 2018

Name or company name	Sketty Road Dental
Contract type name	GDS Contract
Purpose of contract	General
Contract start date	01/03/2015
Contract end date	

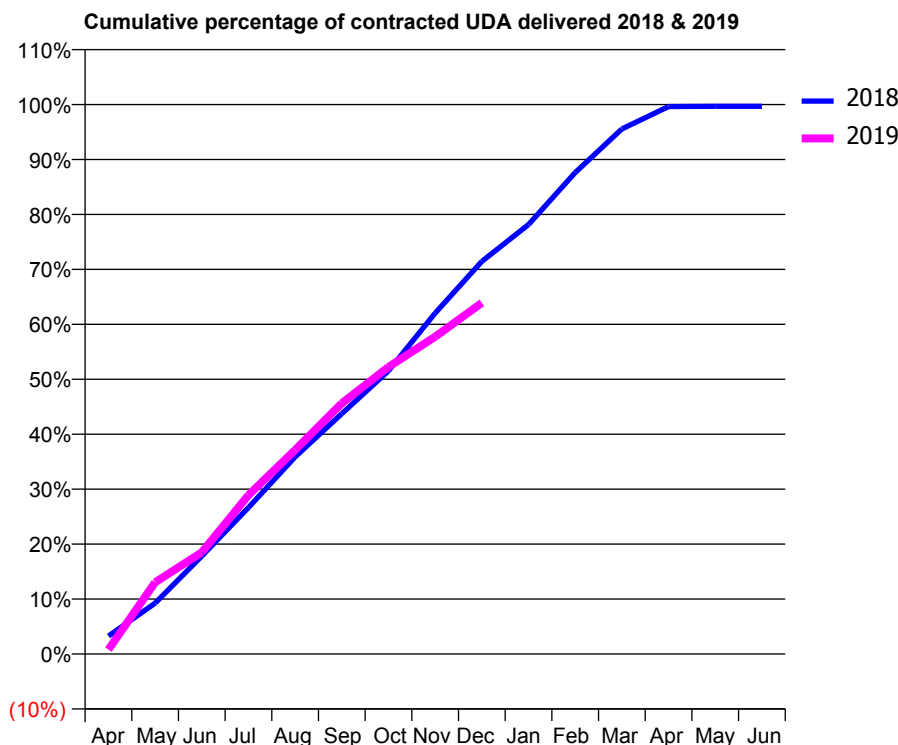
18/19 Contracted general activity (UDA)	12,500
Carry forward general activity (UDA)	40
18/19 Contracted orthodontic activity (UOA)	0
Carry forward orthodontic activity (UOA)	0
Baseline contract value	£320,529.67

ACCESS*

Patients seen in 24 months	Total	Change since previous quarter
Quarter ending December 2017	3,761	
Quarter ending March 2018	3,786	→
Quarter ending June 2018	3,797	→
Quarter ending September 2018	3,797	→
Quarter ending December 2018	3,768	→
Variance since December 2017	0.2%	→



ACTIVITY



Month	Adjusted Scheduled Activity (UDA)	
	2018	2019
April	409	103
May	1,159	1,632
June	2,228	2,314
July	3,332	3,616
August	4,485	4,642
September	5,469	5,703
October	6,440	6,530
November	7,755	7,216
December	8,931	7,990
January	9,769	
February	10,953	
March	11,944	
April	12,453	
May	12,460	
June	12,460	

QUALITY

	Quantity	Base Number	Contract	LHB	Wales
% of FP17s for the same patient ID Re-attending within 3 months - Children	52	624	8.3%	9.6%	10.9%
% of FP17s for the same patient ID Re-attending within 3 months - Adults	717	3,926	18.3%	14.1%	15.6%
% of FP17s for the same patient ID Re-attending between 3 & 9 months - Children	384	624	61.5%	55.6%	59.6%
% of FP17s for the same patient ID Re-attending between 3 & 9 months - Adults	2,369	3,926	60.3%	52.5%	55.6%
% of FP17s for Band 1 Urgent Courses	268	4,299	6.2%	9.3%	8.9%
% of FP17s Relating to Free Repair or Replacements	34	4,299	0.8%	0.8%	0.7%
% of FP17s Relating to Continuations	110	4,299	2.6%	0.6%	0.7%
% of Patients satisfied with the dentistry they have received	34	36	94.4%	92.6%	93.3%
% of Patients satisfied with the time they had to wait for an appointment	31	36	86.1%	89.1%	88.0%

* This is based on patients treated on this contract for their most recent course of treatment. Figures in italics indicate the base number of FP17s or Patient Questionnaire responses are less than 100. N/A is shown where the base number of responses is less than 10 during the period. % is calculated as Quantity/Base number*100

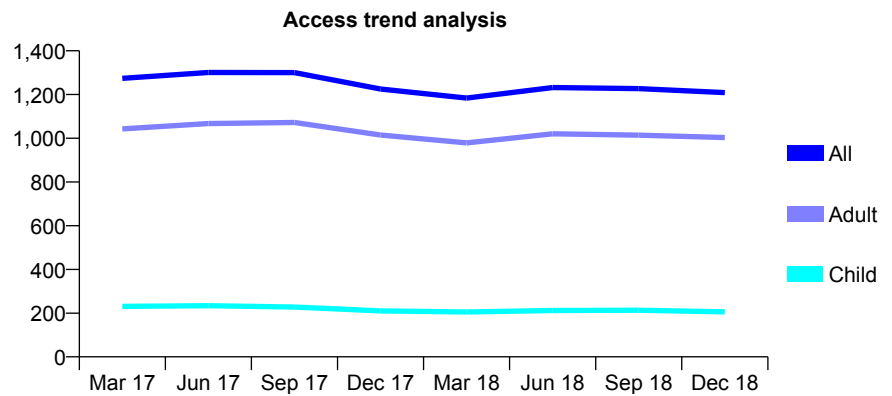
7A3 - Vital Signs At a Glance Contract Report for 193399/0001 - December 2018

Name or company name	Dr Roach Price Dental Practice
Contract type name	GDS Contract
Purpose of contract	General
Contract start date	31/03/2014
Contract end date	

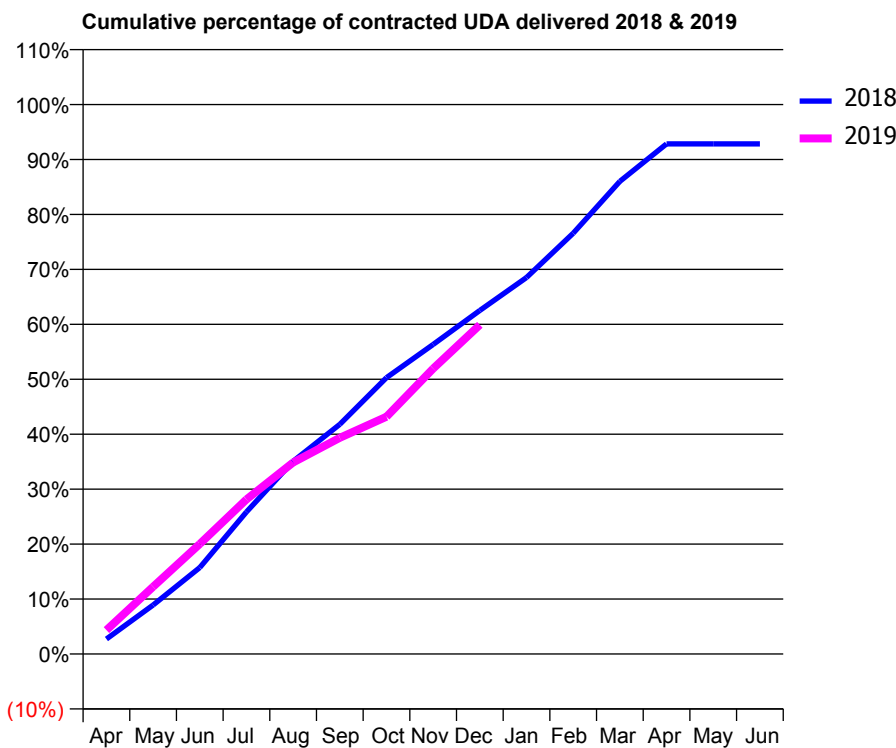
18/19 Contracted general activity (UDA)	4,592
Carry forward general activity (UDA)	0
18/19 Contracted orthodontic activity (UOA)	0
Carry forward orthodontic activity (UOA)	0
Baseline contract value	£117,676.89

ACCESS*

Patients seen in 24 months	Total	Change since previous quarter
Quarter ending December 2017	1,225	
Quarter ending March 2018	1,184	↓
Quarter ending June 2018	1,232	↑
Quarter ending September 2018	1,227	→
Quarter ending December 2018	1,209	↓
Variance since December 2017	(1.3%)	↓



ACTIVITY



Month	Adjusted Scheduled Activity (UDA)	
	2018	2019
April	126	200
May	409	562
June	723	920
July	1,187	1,292
August	1,611	1,601
September	1,920	1,807
October	2,309	1,983
November	2,587	2,385
December	2,872	2,750
January	3,147	
February	3,516	
March	3,949	
April	4,262	
May	4,262	
June	4,262	

QUALITY

	Quantity	Base Number	Contract	LHB	Wales
% of FP17s for the same patient ID Re-attending within 3 months - Children	27	229	11.8%	9.6%	10.9%
% of FP17s for the same patient ID Re-attending within 3 months - Adults	218	1,244	17.5%	14.1%	15.6%
% of FP17s for the same patient ID Re-attending between 3 & 9 months - Children	127	229	55.5%	55.6%	59.6%
% of FP17s for the same patient ID Re-attending between 3 & 9 months - Adults	683	1,244	54.9%	52.5%	55.6%
% of FP17s for Band 1 Urgent Courses	147	1,379	10.7%	9.3%	8.9%
% of FP17s Relating to Free Repair or Replacements	6	1,379	0.4%	0.8%	0.7%
% of FP17s Relating to Continuations	11	1,379	0.8%	0.6%	0.7%
% of Patients satisfied with the dentistry they have received	2	2	N/A	92.6%	93.3%
% of Patients satisfied with the time they had to wait for an appointment	2	2	N/A	89.1%	88.0%

* This is based on patients treated on this contract for their most recent course of treatment. Figures in italics indicate the base number of FP17s or Patient Questionnaire responses are less than 100. N/A is shown where the base number of responses is less than 10 during the period. % is calculated as Quantity/Base number*100

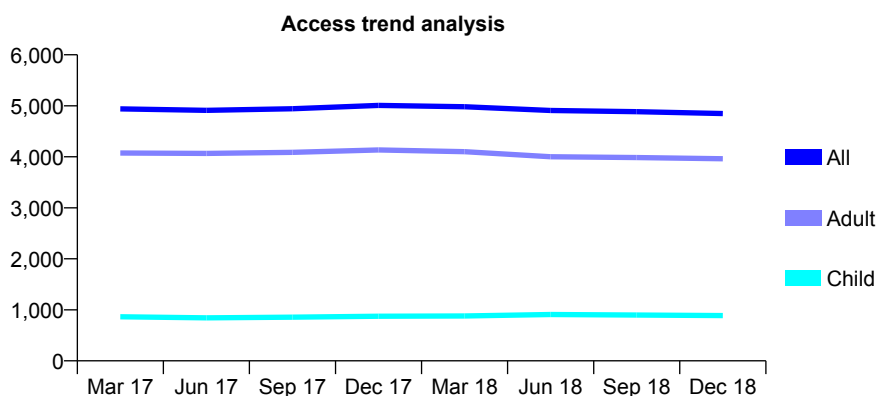
7A3 - Vital Signs At a Glance Contract Report for 195006/0001 - December 2018

Name or company name	Heronpalm Limited
Contract type name	GDS Contract
Purpose of contract	General
Contract start date	01/02/2007
Contract end date	

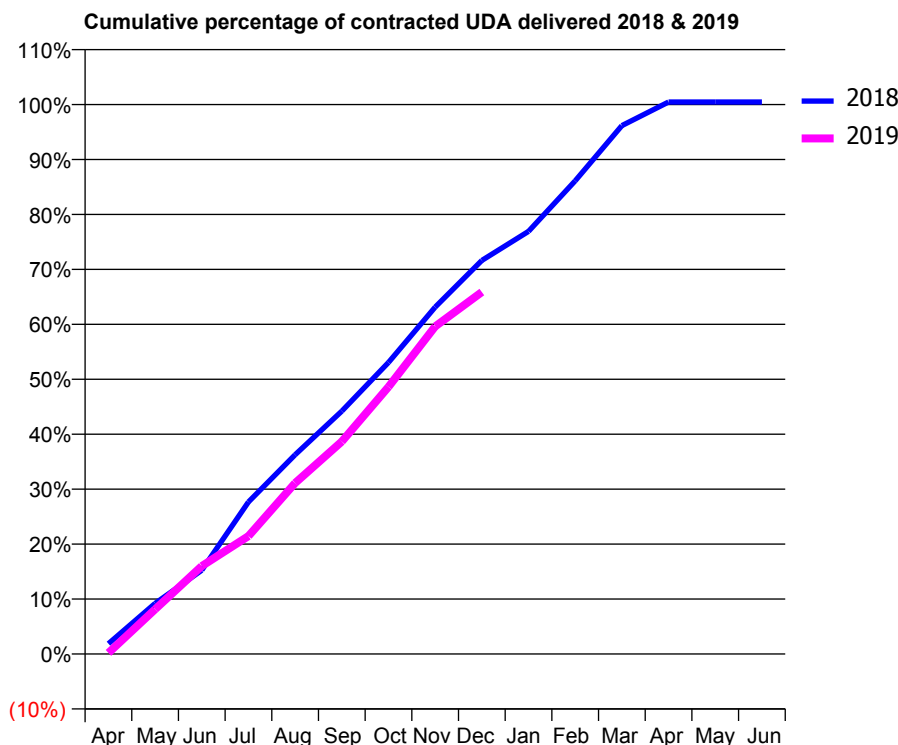
18/19 Contracted general activity (UDA)	14,790
Carry forward general activity (UDA)	0
18/19 Contracted orthodontic activity (UOA)	0
Carry forward orthodontic activity (UOA)	0
Baseline contract value	£379,220.77

ACCESS*

Patients seen in 24 months	Total	Change since previous quarter
Quarter ending December 2017	5,008	
Quarter ending March 2018	4,981	→
Quarter ending June 2018	4,909	↓
Quarter ending September 2018	4,885	→
Quarter ending December 2018	4,849	→
Variance since December 2017	(3.2%)	↓



ACTIVITY



Month	Adjusted Scheduled Activity (UDA)	
	2018	2019
April	279	32
May	1,362	1,205
June	2,256	2,368
July	4,093	3,174
August	5,364	4,601
September	6,536	5,720
October	7,847	7,192
November	9,338	8,817
December	10,592	9,744
January	11,377	
February	12,735	
March	14,220	
April	14,856	
May	14,856	
June	14,856	

QUALITY

	Quantity	Base Number	Contract	LHB	Wales
% of FP17s for the same patient ID Re-attending within 3 months - Children	37	884	4.2%	9.6%	10.9%
% of FP17s for the same patient ID Re-attending within 3 months - Adults	475	4,238	11.2%	14.1%	15.6%
% of FP17s for the same patient ID Re-attending between 3 & 9 months - Children	427	884	48.3%	55.6%	59.6%
% of FP17s for the same patient ID Re-attending between 3 & 9 months - Adults	2,460	4,238	58.0%	52.5%	55.6%
% of FP17s for Band 1 Urgent Courses	232	4,865	4.8%	9.3%	8.9%
% of FP17s Relating to Free Repair or Replacements	68	4,865	1.4%	0.8%	0.7%
% of FP17s Relating to Continuations	48	4,865	1.0%	0.6%	0.7%
% of Patients satisfied with the dentistry they have received	14	15	93.3%	92.6%	93.3%
% of Patients satisfied with the time they had to wait for an appointment	15	15	100.0%	89.1%	88.0%

* This is based on patients treated on this contract for their most recent course of treatment. Figures in italics indicate the base number of FP17s or Patient Questionnaire responses are less than 100. N/A is shown where the base number of responses is less than 10 during the period. % is calculated as Quantity/Base number*100

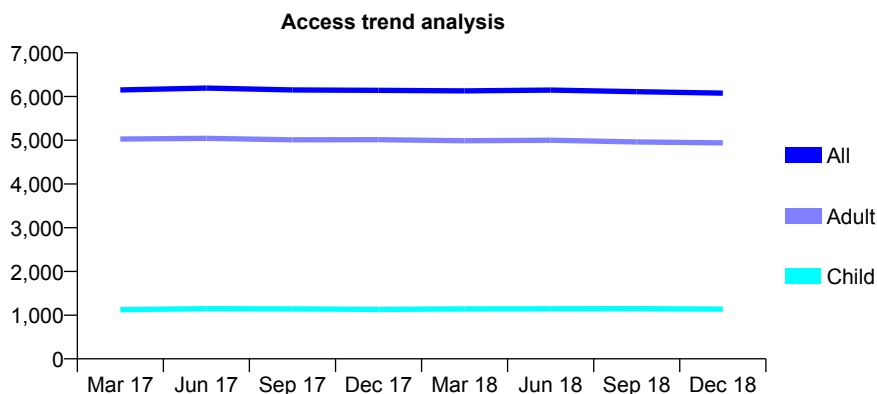
7A3 - Vital Signs At a Glance Contract Report for 195006/0002 - December 2018

Name or company name	R Elliott and Associates
Contract type name	GDS Contract
Purpose of contract	General
Contract start date	01/02/2007
Contract end date	

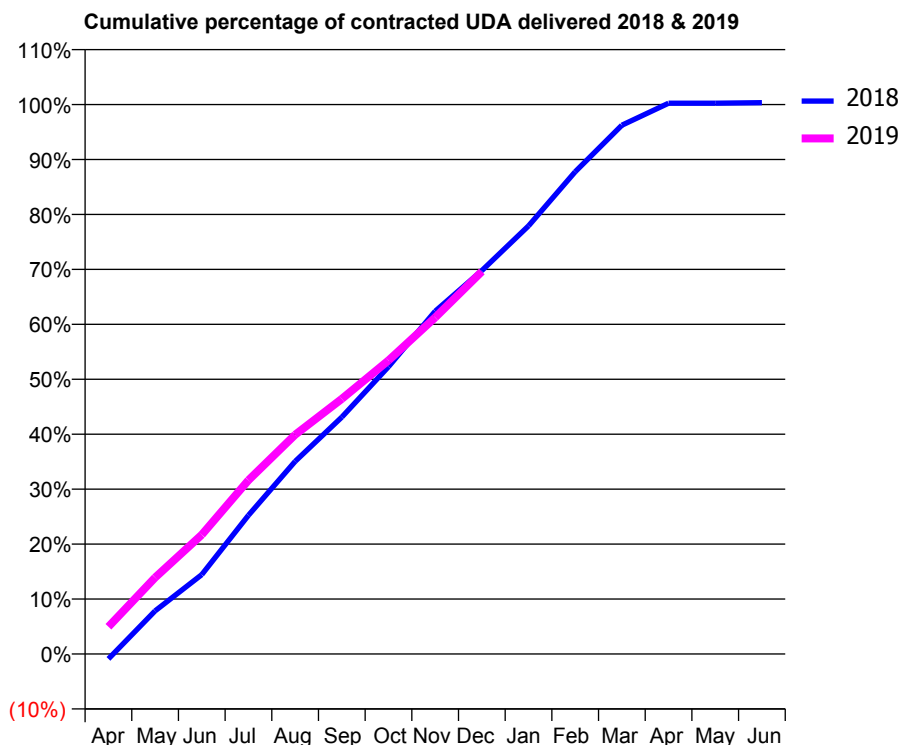
18/19 Contracted general activity (UDA)	18,317
Carry forward general activity (UDA)	0
18/19 Contracted orthodontic activity (UOA)	0
Carry forward orthodontic activity (UOA)	0
Baseline contract value	£469,654.28

ACCESS*

Patients seen in 24 months	Total	Change since previous quarter
Quarter ending December 2017	6,142	
Quarter ending March 2018	6,130	→
Quarter ending June 2018	6,147	→
Quarter ending September 2018	6,111	→
Quarter ending December 2018	6,076	→
Variance since December 2017	(1.1%)	↓



ACTIVITY



Month	Adjusted Scheduled Activity (UDA)	
	2018	2019
April	-168	911
May	1,437	2,549
June	2,647	3,975
July	4,624	5,793
August	6,420	7,309
September	7,897	8,506
October	9,579	9,787
November	11,428	11,216
December	12,782	12,752
January	14,273	
February	16,076	
March	17,627	
April	18,359	
May	18,360	
June	18,378	

QUALITY

	Quantity	Base Number	Contract	LHB	Wales
% of FP17s for the same patient ID Re-attending within 3 months - Children	93	1,339	6.9%	9.6%	10.9%
% of FP17s for the same patient ID Re-attending within 3 months - Adults	939	6,246	15.0%	14.1%	15.6%
% of FP17s for the same patient ID Re-attending between 3 & 9 months - Children	844	1,339	63.0%	55.6%	59.6%
% of FP17s for the same patient ID Re-attending between 3 & 9 months - Adults	3,924	6,246	62.8%	52.5%	55.6%
% of FP17s for Band 1 Urgent Courses	680	7,193	9.5%	9.3%	8.9%
% of FP17s Relating to Free Repair or Replacements	63	7,193	0.9%	0.8%	0.7%
% of FP17s Relating to Continuations	56	7,193	0.8%	0.6%	0.7%
% of Patients satisfied with the dentistry they have received	8	10	80.0%	92.6%	93.3%
% of Patients satisfied with the time they had to wait for an appointment	10	10	100.0%	89.1%	88.0%

* This is based on patients treated on this contract for their most recent course of treatment. Figures in italics indicate the base number of FP17s or Patient Questionnaire responses are less than 100. N/A is shown where the base number of responses is less than 10 during the period. % is calculated as Quantity/Base number*100

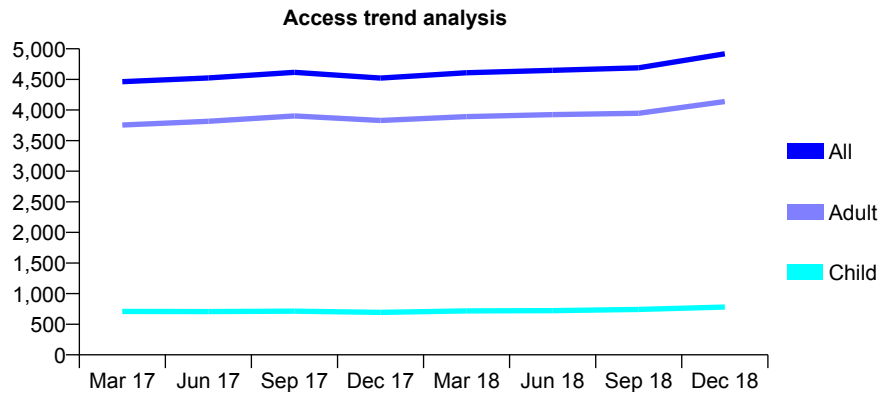
7A3 - Vital Signs At a Glance Contract Report for 195375/0001 - December 2018

Name or company name	Woods Dental
Contract type name	GDS Contract
Purpose of contract	General
Contract start date	01/01/2012
Contract end date	

18/19 Contracted general activity (UDA)	11,875
Carry forward general activity (UDA)	0
18/19 Contracted orthodontic activity (UOA)	0
Carry forward orthodontic activity (UOA)	0
Baseline contract value	£338,890.14

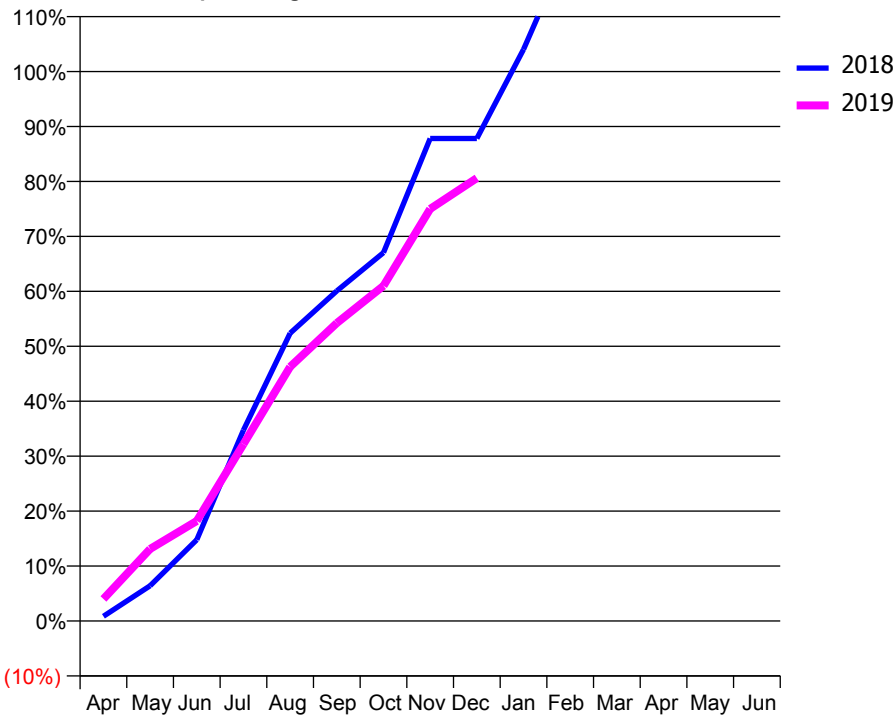
ACCESS*

Patients seen in 24 months	Total	Change since previous quarter
Quarter ending December 2017	4,521	
Quarter ending March 2018	4,609	→
Quarter ending June 2018	4,648	→
Quarter ending September 2018	4,689	→
Quarter ending December 2018	4,919	↑
Variance since December 2017	8.8%	↑



ACTIVITY

Cumulative percentage of contracted UDA delivered 2018 & 2019



Month	Adjusted Scheduled Activity (UDA)	
	2018	2019
April	80	476
May	601	1,558
June	1,385	2,164
July	3,254	3,823
August	4,907	5,494
September	5,627	6,440
October	6,281	7,244
November	8,226	8,906
December	8,226	9,570
January	9,745	
February	11,560	
March	12,932	
April	13,465	
May	13,468	
June	13,473	

QUALITY

	Quantity	Base Number	Contract	LHB	Wales
% of FP17s for the same patient ID Re-attending within 3 months - Children	75	906	8.3%	9.6%	10.9%
% of FP17s for the same patient ID Re-attending within 3 months - Adults	655	4,344	15.1%	14.1%	15.6%
% of FP17s for the same patient ID Re-attending between 3 & 9 months - Children	509	906	56.2%	55.6%	59.6%
% of FP17s for the same patient ID Re-attending between 3 & 9 months - Adults	2,062	4,344	47.5%	52.5%	55.6%
% of FP17s for Band 1 Urgent Courses	1,372	5,015	27.4%	9.3%	8.9%
% of FP17s Relating to Free Repair or Replacements	16	5,015	0.3%	0.8%	0.7%
% of FP17s Relating to Continuations	11	5,015	0.2%	0.6%	0.7%
% of Patients satisfied with the dentistry they have received	6	7	N/A	92.6%	93.3%
% of Patients satisfied with the time they had to wait for an appointment	6	7	N/A	89.1%	88.0%

* This is based on patients treated on this contract for their most recent course of treatment. Figures in italics indicate the base number of FP17s or Patient Questionnaire responses are less than 100. N/A is shown where the base number of responses is less than 10 during the period. % is calculated as Quantity/Base number*100

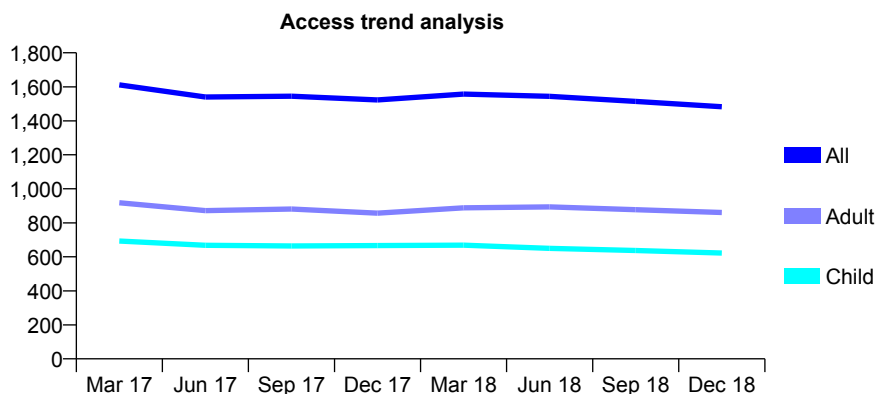
7A3 - Vital Signs At a Glance Contract Report for 195510/0001 - December 2018

Name or company name	Vale View Dental Care
Contract type name	GDS Contract
Purpose of contract	General
Contract start date	01/08/2009
Contract end date	

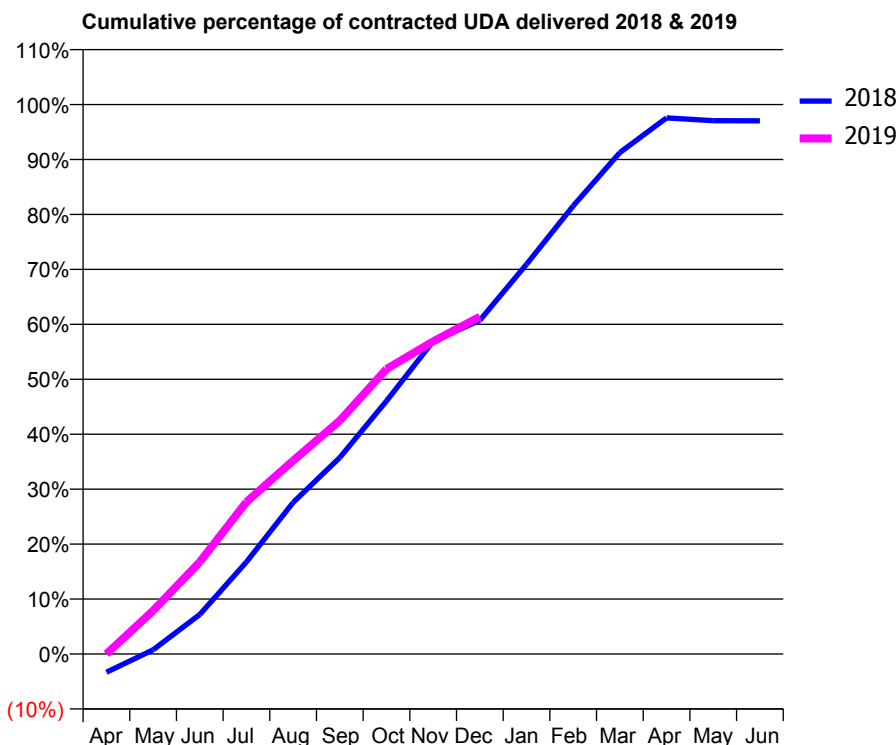
18/19 Contracted general activity (UDA)	6,032
Carry forward general activity (UDA)	179
18/19 Contracted orthodontic activity (UOA)	0
Carry forward orthodontic activity (UOA)	0
Baseline contract value	£154,847.85

ACCESS*

Patients seen in 24 months	Total	Change since previous quarter
Quarter ending December 2017	1,523	
Quarter ending March 2018	1,557	↑
Quarter ending June 2018	1,544	→
Quarter ending September 2018	1,514	↓
Quarter ending December 2018	1,483	↓
Variance since December 2017	(2.6%)	↓



ACTIVITY



Month	Adjusted Scheduled Activity (UDA)	
	2018	2019
April	-201	1
May	46	476
June	434	1,010
July	1,010	1,669
August	1,664	2,124
September	2,157	2,562
October	2,778	3,129
November	3,433	3,432
December	3,663	3,703
January	4,278	
February	4,919	
March	5,505	
April	5,885	
May	5,855	
June	5,853	

QUALITY

	Quantity	Base Number	Contract	LHB	Wales
% of FP17s for the same patient ID Re-attending within 3 months - Children	146	826	17.7%	9.6%	10.9%
% of FP17s for the same patient ID Re-attending within 3 months - Adults	157	1,029	15.3%	14.1%	15.6%
% of FP17s for the same patient ID Re-attending between 3 & 9 months - Children	527	826	63.8%	55.6%	59.6%
% of FP17s for the same patient ID Re-attending between 3 & 9 months - Adults	681	1,029	66.2%	52.5%	55.6%
% of FP17s for Band 1 Urgent Courses	25	1,720	1.5%	9.3%	8.9%
% of FP17s Relating to Free Repair or Replacements	8	1,720	0.5%	0.8%	0.7%
% of FP17s Relating to Continuations	9	1,720	0.5%	0.6%	0.7%
% of Patients satisfied with the dentistry they have received	3	3	N/A	92.6%	93.3%
% of Patients satisfied with the time they had to wait for an appointment	3	3	N/A	89.1%	88.0%

* This is based on patients treated on this contract for their most recent course of treatment. Figures in italics indicate the base number of FP17s or Patient Questionnaire responses are less than 100. N/A is shown where the base number of responses is less than 10 during the period. % is calculated as Quantity/Base number*100

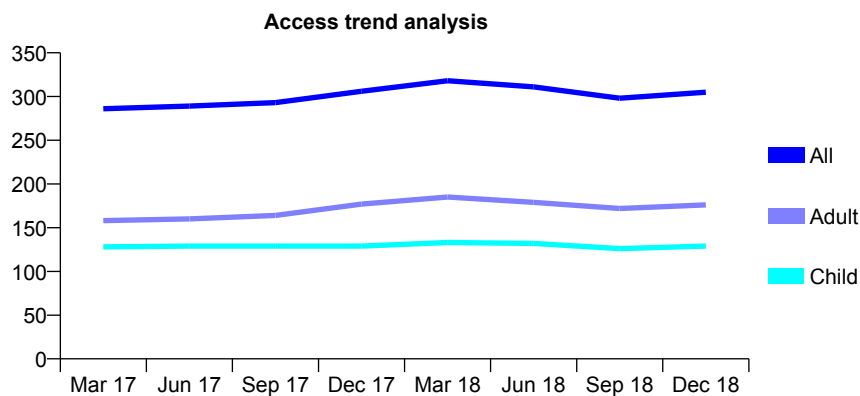
7A3 - Vital Signs At a Glance Contract Report for 197270/0001 - December 2018

Name or company name	HJ Price
Contract type name	GDS Contract
Purpose of contract	General
Contract start date	08/12/2014
Contract end date	

18/19 Contracted general activity (UDA)	900
Carry forward general activity (UDA)	0
18/19 Contracted orthodontic activity (UOA)	0
Carry forward orthodontic activity (UOA)	0
Baseline contract value	£20,898.24

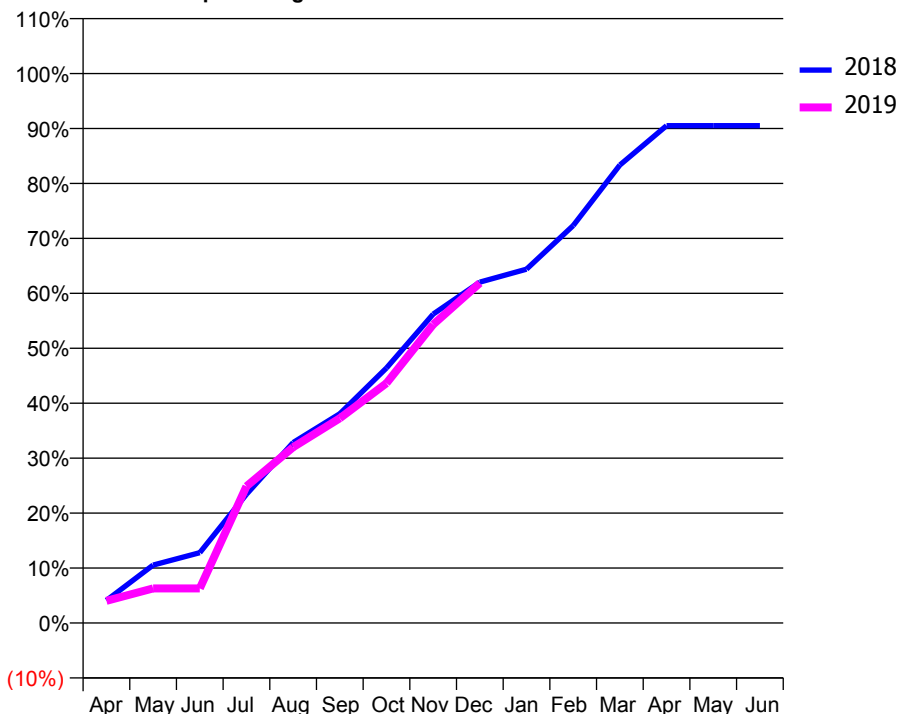
ACCESS*

Patients seen in 24 months	Total	Change since previous quarter
Quarter ending December 2017	306	
Quarter ending March 2018	318	↑
Quarter ending June 2018	311	↓
Quarter ending September 2018	298	↓
Quarter ending December 2018	305	↑
Variance since December 2017	(0.3%)	→



ACTIVITY

Cumulative percentage of contracted UDA delivered 2018 & 2019



Month	Adjusted Scheduled Activity (UDA)	
	2018	2019
April	37	36
May	95	57
June	115	57
July	211	224
August	296	288
September	343	335
October	418	393
November	506	489
December	558	557
January	580	
February	651	
March	750	
April	815	
May	815	
June	815	

QUALITY

	Quantity	Base Number	Contract	LHB	Wales
% of FP17s for the same patient ID Re-attending within 3 months - Children	5	145	3.4%	9.6%	10.9%
% of FP17s for the same patient ID Re-attending within 3 months - Adults	22	141	15.6%	14.1%	15.6%
% of FP17s for the same patient ID Re-attending between 3 & 9 months - Children	82	145	56.6%	55.6%	59.6%
% of FP17s for the same patient ID Re-attending between 3 & 9 months - Adults	65	141	46.1%	52.5%	55.6%
% of FP17s for Band 1 Urgent Courses	14	262	5.3%	9.3%	8.9%
% of FP17s Relating to Free Repair or Replacements	0	262	0.0%	0.8%	0.7%
% of FP17s Relating to Continuations	0	262	0.0%	0.6%	0.7%
% of Patients satisfied with the dentistry they have received	0	0	N/A	92.6%	93.3%
% of Patients satisfied with the time they had to wait for an appointment	0	0	N/A	89.1%	88.0%

* This is based on patients treated on this contract for their most recent course of treatment. Figures in italics indicate the base number of FP17s or Patient Questionnaire responses are less than 100. N/A is shown where the base number of responses is less than 10 during the period. % is calculated as Quantity/Base number*100

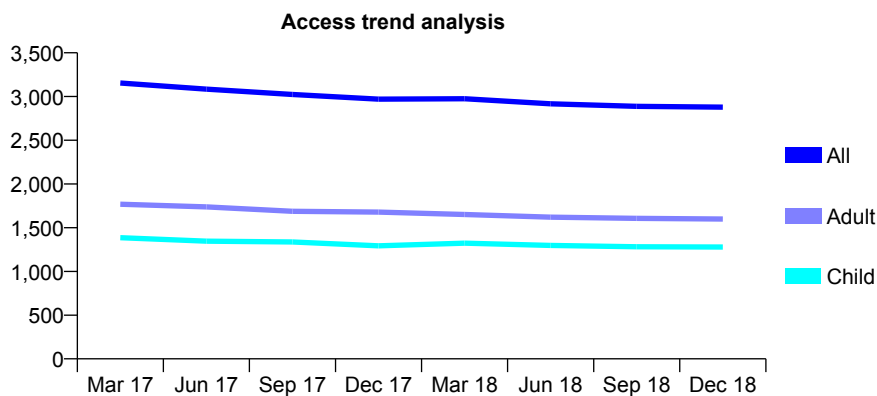
7A3 - Vital Signs At a Glance Contract Report for 199613/0001 - December 2018

Name or company name	J Bater and L Khosa
Contract type name	GDS Contract
Purpose of contract	General
Contract start date	01/04/2010
Contract end date	

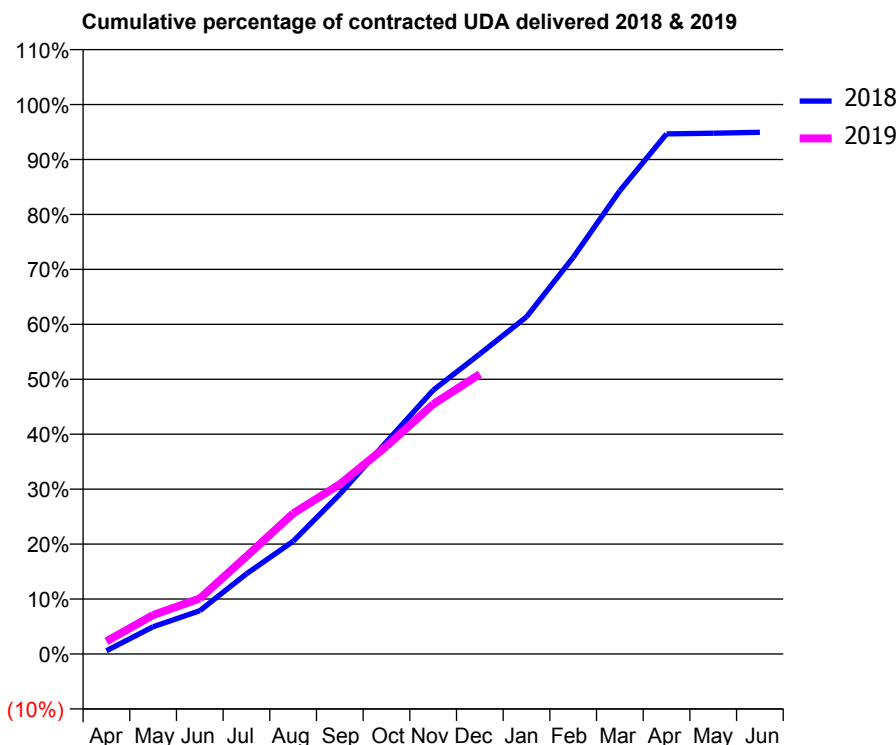
18/19 Contracted general activity (UDA)	12,000
Carry forward general activity (UDA)	0
18/19 Contracted orthodontic activity (UOA)	0
Carry forward orthodontic activity (UOA)	0
Baseline contract value	£326,931.92

ACCESS*

Patients seen in 24 months	Total	Change since previous quarter
Quarter ending December 2017	2,970	
Quarter ending March 2018	2,974	→
Quarter ending June 2018	2,917	↓
Quarter ending September 2018	2,888	→
Quarter ending December 2018	2,878	→
Variance since December 2017	(3.1%)	↓



ACTIVITY



Month	Adjusted Scheduled Activity (UDA)	
	2018	2019
April	60	278
May	497	852
June	788	1,212
July	1,459	2,133
August	2,053	3,070
September	2,909	3,709
October	3,861	4,540
November	4,801	5,456
December	5,461	6,115
January	6,135	
February	7,219	
March	8,431	
April	9,465	
May	9,478	
June	9,494	

QUALITY

	Quantity	Base Number	Contract	LHB	Wales
% of FP17s for the same patient ID Re-attending within 3 months - Children	128	1,453	8.8%	9.6%	10.9%
% of FP17s for the same patient ID Re-attending within 3 months - Adults	392	1,721	22.8%	14.1%	15.6%
% of FP17s for the same patient ID Re-attending between 3 & 9 months - Children	922	1,453	63.5%	55.6%	59.6%
% of FP17s for the same patient ID Re-attending between 3 & 9 months - Adults	891	1,721	51.8%	52.5%	55.6%
% of FP17s for Band 1 Urgent Courses	426	2,804	15.2%	9.3%	8.9%
% of FP17s Relating to Free Repair or Replacements	12	2,804	0.4%	0.8%	0.7%
% of FP17s Relating to Continuations	3	2,804	0.1%	0.6%	0.7%
% of Patients satisfied with the dentistry they have received	5	5	N/A	92.6%	93.3%
% of Patients satisfied with the time they had to wait for an appointment	5	5	N/A	89.1%	88.0%

* This is based on patients treated on this contract for their most recent course of treatment. Figures in italics indicate the base number of FP17s or Patient Questionnaire responses are less than 100. N/A is shown where the base number of responses is less than 10 during the period. % is calculated as Quantity/Base number*100

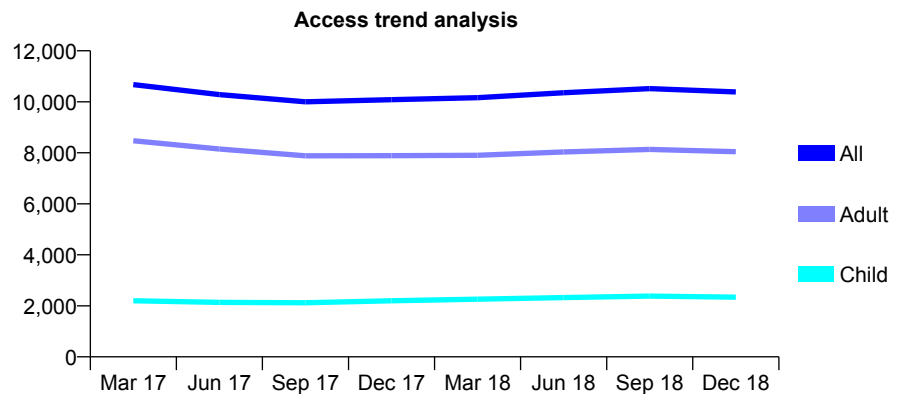
7A3 - Vital Signs At a Glance Contract Report for 199915/0003 - December 2018

Name or company name	IDH 441 to 444 Ltd
Contract type name	GDS Contract
Purpose of contract	General
Contract start date	01/04/2010
Contract end date	

18/19 Contracted general activity (UDA)	36,144
Carry forward general activity (UDA)	0
18/19 Contracted orthodontic activity (UOA)	0
Carry forward orthodontic activity (UOA)	0
Baseline contract value	£943,850.12

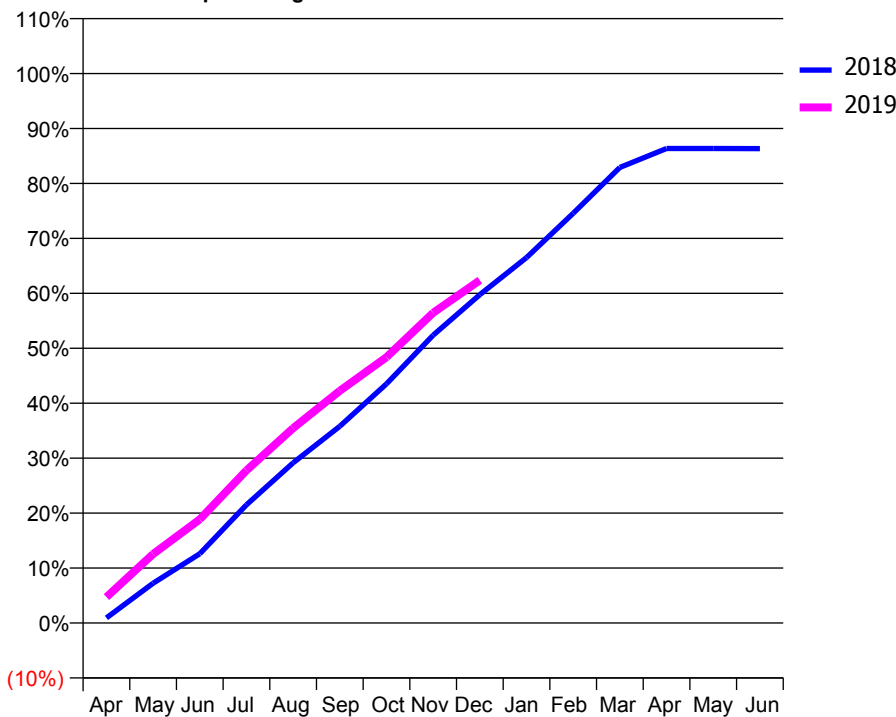
ACCESS*

Patients seen in 24 months	Total	Change since previous quarter
Quarter ending December 2017	10,086	
Quarter ending March 2018	10,163	→
Quarter ending June 2018	10,358	→
Quarter ending September 2018	10,516	→
Quarter ending December 2018	10,385	↓
Variance since December 2017	3.0%	↑



ACTIVITY

Cumulative percentage of contracted UDA delivered 2018 & 2019



Month	Adjusted Scheduled Activity (UDA)	
	2018	2019
April	283	1,703
May	2,183	4,541
June	3,800	6,818
July	6,483	10,037
August	8,788	12,820
September	10,793	15,276
October	13,118	17,482
November	15,792	20,405
December	18,012	22,547
January	20,047	
February	22,472	
March	24,992	
April	26,029	
May	26,031	
June	26,022	

QUALITY

	Quantity	Base Number	Contract	LHB	Wales
% of FP17s for the same patient ID Re-attending within 3 months - Children	112	2,262	5.0%	9.6%	10.9%
% of FP17s for the same patient ID Re-attending within 3 months - Adults	832	8,011	10.4%	14.1%	15.6%
% of FP17s for the same patient ID Re-attending between 3 & 9 months - Children	1,045	2,262	46.2%	55.6%	59.6%
% of FP17s for the same patient ID Re-attending between 3 & 9 months - Adults	3,956	8,011	49.4%	52.5%	55.6%
% of FP17s for Band 1 Urgent Courses	645	9,858	6.5%	9.3%	8.9%
% of FP17s Relating to Free Repair or Replacements	54	9,858	0.5%	0.8%	0.7%
% of FP17s Relating to Continuations	141	9,858	1.4%	0.6%	0.7%
% of Patients satisfied with the dentistry they have received	36	44	81.8%	92.6%	93.3%
% of Patients satisfied with the time they had to wait for an appointment	32	44	72.7%	89.1%	88.0%

* This is based on patients treated on this contract for their most recent course of treatment. Figures in italics indicate the base number of FP17s or Patient Questionnaire responses are less than 100. N/A is shown where the base number of responses is less than 10 during the period. % is calculated as Quantity/Base number*100

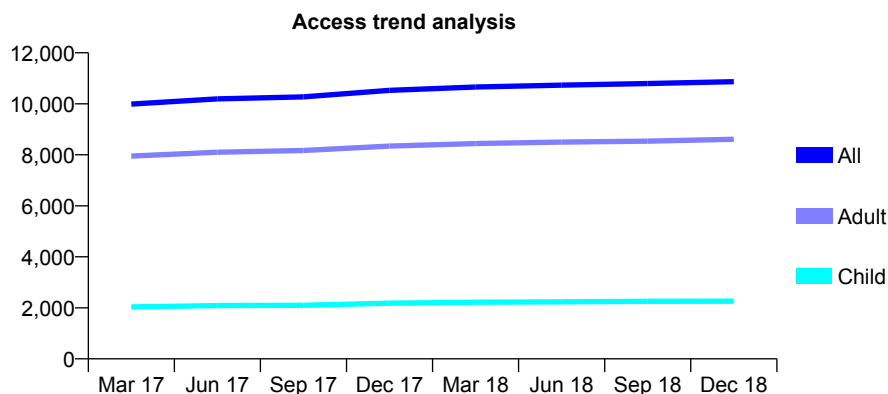
7A3 - Vital Signs At a Glance Contract Report for 202797/0001 - December 2018

Name or company name	MR B DAVID
Contract type name	GDS Contract
Purpose of contract	General
Contract start date	01/04/2006
Contract end date	

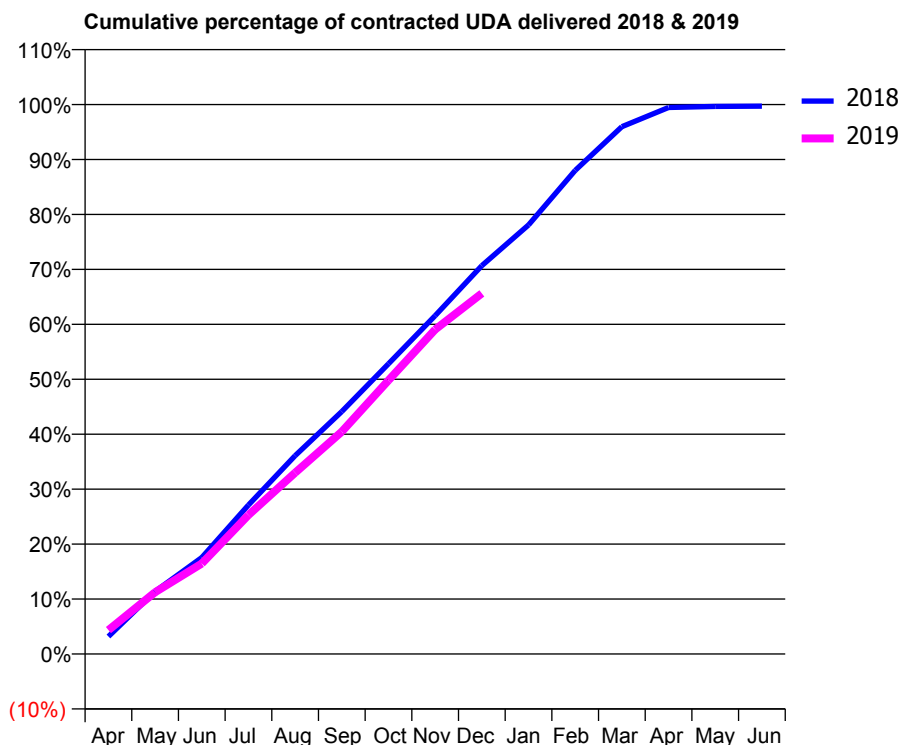
18/19 Contracted general activity (UDA)	36,250
Carry forward general activity (UDA)	95
18/19 Contracted orthodontic activity (UOA)	0
Carry forward orthodontic activity (UOA)	0
Baseline contract value	£967,880.36

ACCESS*

Patients seen in 24 months	Total	Change since previous quarter
Quarter ending December 2017	10,529	
Quarter ending March 2018	10,660	→
Quarter ending June 2018	10,730	→
Quarter ending September 2018	10,794	→
Quarter ending December 2018	10,869	→
Variance since December 2017	3.2%	↑



ACTIVITY



Month	Adjusted Scheduled Activity (UDA)	
	2018	2019
April	1,083	1,575
May	3,867	4,080
June	5,966	5,971
July	9,213	9,170
August	12,256	11,958
September	14,989	14,665
October	17,941	18,053
November	20,910	21,410
December	24,007	23,792
January	26,520	
February	29,885	
March	32,592	
April	33,780	
May	33,840	
June	33,857	

QUALITY

	Quantity	Base Number	Contract	LHB	Wales
% of FP17s for the same patient ID Re-attending within 3 months - Children	174	2,387	7.3%	9.6%	10.9%
% of FP17s for the same patient ID Re-attending within 3 months - Adults	1,872	10,097	18.5%	14.1%	15.6%
% of FP17s for the same patient ID Re-attending between 3 & 9 months - Children	1,344	2,387	56.3%	55.6%	59.6%
% of FP17s for the same patient ID Re-attending between 3 & 9 months - Adults	5,521	10,097	54.7%	52.5%	55.6%
% of FP17s for Band 1 Urgent Courses	1,593	11,888	13.4%	9.3%	8.9%
% of FP17s Relating to Free Repair or Replacements	121	11,888	1.0%	0.8%	0.7%
% of FP17s Relating to Continuations	179	11,888	1.5%	0.6%	0.7%
% of Patients satisfied with the dentistry they have received	26	26	100.0%	92.6%	93.3%
% of Patients satisfied with the time they had to wait for an appointment	24	26	92.3%	89.1%	88.0%

* This is based on patients treated on this contract for their most recent course of treatment. Figures in italics indicate the base number of FP17s or Patient Questionnaire responses are less than 100. N/A is shown where the base number of responses is less than 10 during the period. % is calculated as Quantity/Base number*100

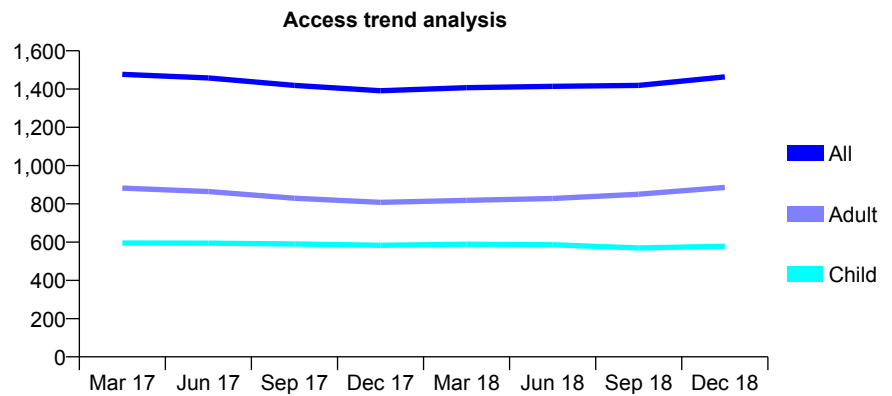
7A3 - Vital Signs At a Glance Contract Report for 222739/0001 - December 2018

Name or company name	MR G PEARSON
Contract type name	GDS Contract
Purpose of contract	General
Contract start date	01/04/2006
Contract end date	

18/19 Contracted general activity (UDA)	3,984
Carry forward general activity (UDA)	0
18/19 Contracted orthodontic activity (UOA)	0
Carry forward orthodontic activity (UOA)	0
Baseline contract value	£100,648.79

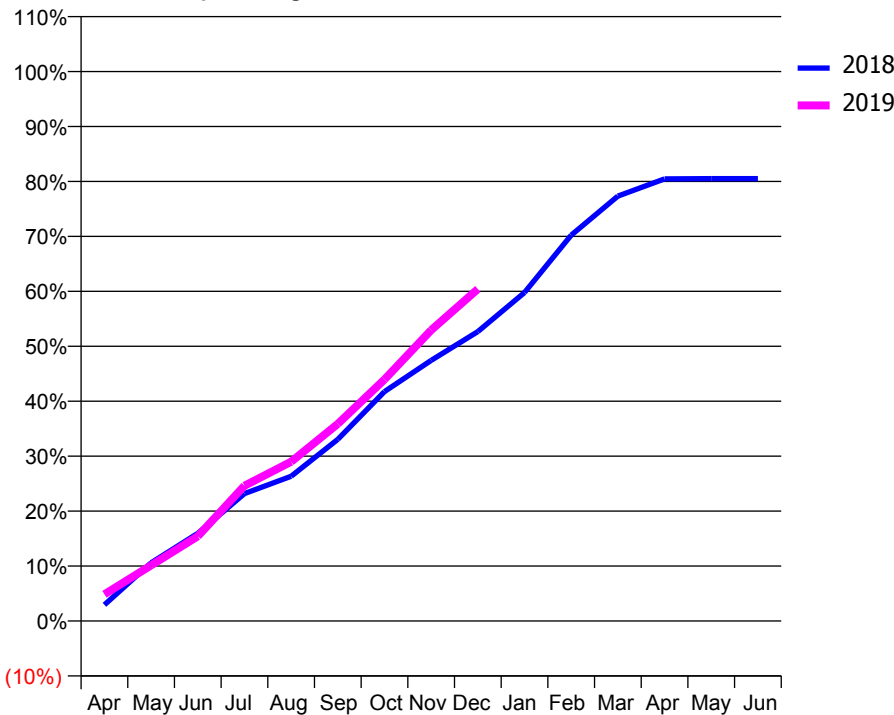
ACCESS*

Patients seen in 24 months	Total	Change since previous quarter
Quarter ending December 2017	1,391	
Quarter ending March 2018	1,407	→
Quarter ending June 2018	1,414	→
Quarter ending September 2018	1,419	→
Quarter ending December 2018	1,464	↑
Variance since December 2017	5.2%	↑



ACTIVITY

Cumulative percentage of contracted UDA delivered 2018 & 2019



Month	Adjusted Scheduled Activity (UDA)	
	2018	2019
April	117	194
May	422	403
June	636	614
July	924	981
August	1,050	1,155
September	1,318	1,430
October	1,663	1,751
November	1,890	2,109
December	2,098	2,407
January	2,381	
February	2,797	
March	3,080	
April	3,206	
May	3,208	
June	3,208	

QUALITY

	Quantity	Base Number	Contract	LHB	Wales
% of FP17s for the same patient ID Re-attending within 3 months - Children	34	547	6.2%	9.6%	10.9%
% of FP17s for the same patient ID Re-attending within 3 months - Adults	84	732	11.5%	14.1%	15.6%
% of FP17s for the same patient ID Re-attending between 3 & 9 months - Children	273	547	49.9%	55.6%	59.6%
% of FP17s for the same patient ID Re-attending between 3 & 9 months - Adults	296	732	40.4%	52.5%	55.6%
% of FP17s for Band 1 Urgent Courses	59	1,203	4.9%	9.3%	8.9%
% of FP17s Relating to Free Repair or Replacements	1	1,203	0.1%	0.8%	0.7%
% of FP17s Relating to Continuations	0	1,203	0.0%	0.6%	0.7%
% of Patients satisfied with the dentistry they have received	4	5	N/A	92.6%	93.3%
% of Patients satisfied with the time they had to wait for an appointment	3	5	N/A	89.1%	88.0%

* This is based on patients treated on this contract for their most recent course of treatment. Figures in italics indicate the base number of FP17s or Patient Questionnaire responses are less than 100. N/A is shown where the base number of responses is less than 10 during the period. % is calculated as Quantity/Base number*100

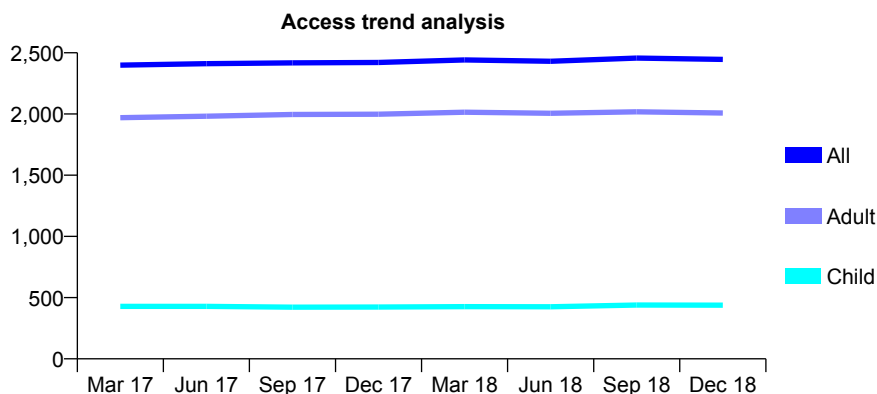
7A3 - Vital Signs At a Glance Contract Report for 224375/0001 - December 2018

Name or company name	MR PC BARRISCALÉ
Contract type name	GDS Contract
Purpose of contract	General
Contract start date	01/04/2006
Contract end date	

18/19 Contracted general activity (UDA)	8,174
Carry forward general activity (UDA)	0
18/19 Contracted orthodontic activity (UOA)	0
Carry forward orthodontic activity (UOA)	0
Baseline contract value	£209,606.46

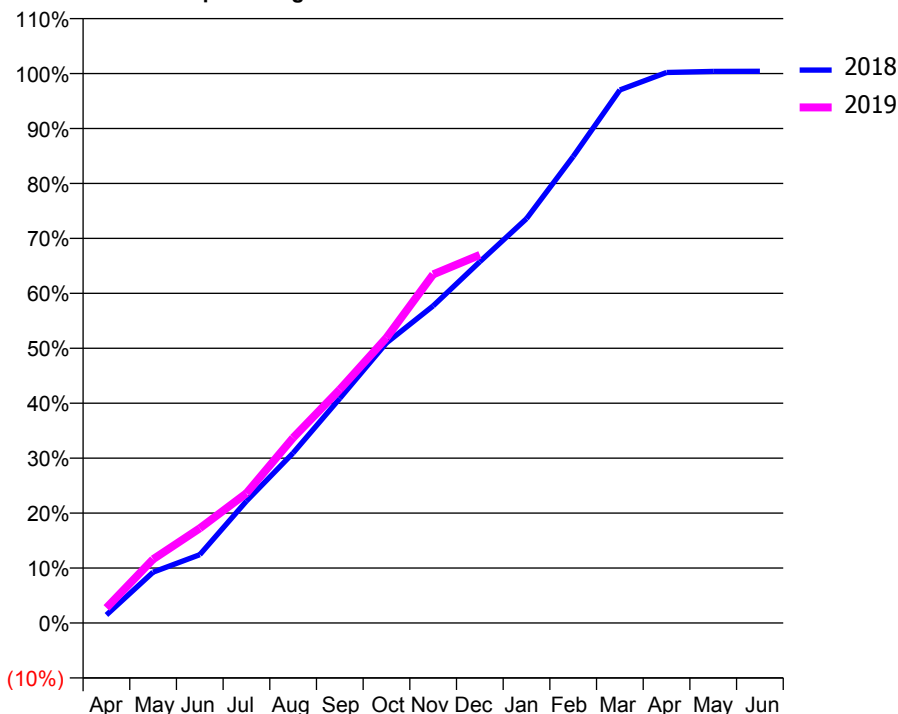
ACCESS*

Patients seen in 24 months	Total	Change since previous quarter
Quarter ending December 2017	2,421	
Quarter ending March 2018	2,442	→
Quarter ending June 2018	2,431	→
Quarter ending September 2018	2,457	→
Quarter ending December 2018	2,446	→
Variance since December 2017	1.0%	→



ACTIVITY

Cumulative percentage of contracted UDA delivered 2018 & 2019



Month	Adjusted Scheduled Activity (UDA)	
	2018	2019
April	120	224
May	756	950
June	1,017	1,409
July	1,813	1,930
August	2,529	2,757
September	3,341	3,474
October	4,166	4,244
November	4,719	5,185
December	5,374	5,476
January	6,015	
February	6,940	
March	7,929	
April	8,190	
May	8,205	
June	8,207	

QUALITY

	Quantity	Base Number	Contract	LHB	Wales
% of FP17s for the same patient ID Re-attending within 3 months - Children	36	495	7.3%	9.6%	10.9%
% of FP17s for the same patient ID Re-attending within 3 months - Adults	408	2,042	20.0%	14.1%	15.6%
% of FP17s for the same patient ID Re-attending between 3 & 9 months - Children	295	495	59.6%	55.6%	59.6%
% of FP17s for the same patient ID Re-attending between 3 & 9 months - Adults	784	2,042	38.4%	52.5%	55.6%
% of FP17s for Band 1 Urgent Courses	420	2,424	17.3%	9.3%	8.9%
% of FP17s Relating to Free Repair or Replacements	28	2,424	1.2%	0.8%	0.7%
% of FP17s Relating to Continuations	20	2,424	0.8%	0.6%	0.7%
% of Patients satisfied with the dentistry they have received	6	7	N/A	92.6%	93.3%
% of Patients satisfied with the time they had to wait for an appointment	6	7	N/A	89.1%	88.0%

* This is based on patients treated on this contract for their most recent course of treatment. Figures in italics indicate the base number of FP17s or Patient Questionnaire responses are less than 100. N/A is shown where the base number of responses is less than 10 during the period. % is calculated as Quantity/Base number*100

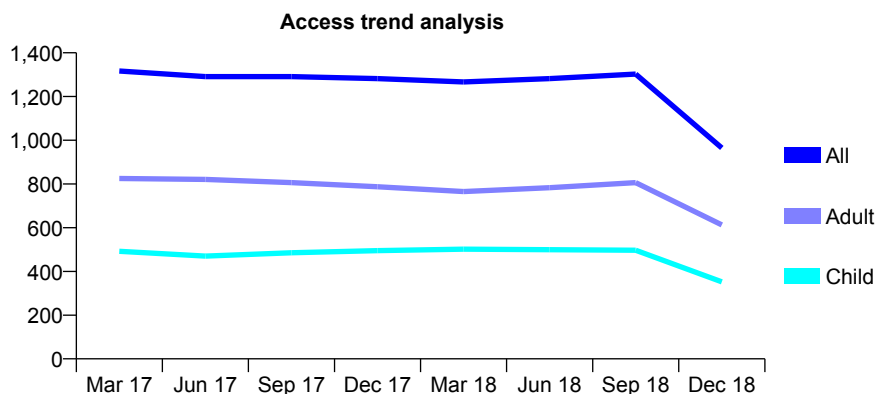
7A3 - Vital Signs At a Glance Contract Report for 233811/0001 - December 2018

Name or company name	MISS AE WALKER
Contract type name	GDS Contract
Purpose of contract	General
Contract start date	01/10/2006
Contract end date	31/08/2018

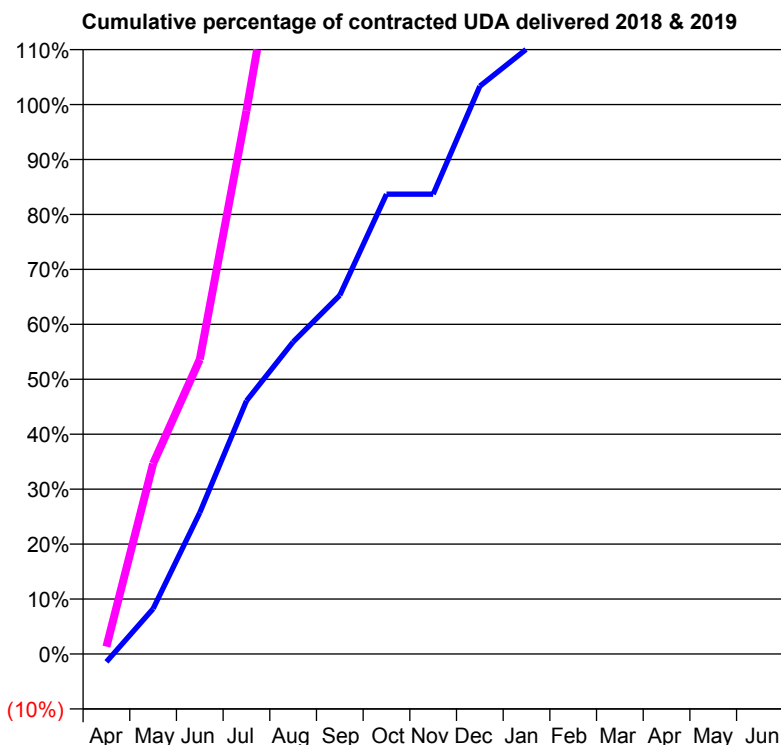
18/19 Contracted general activity (UDA)	891
Carry forward general activity (UDA)	0
18/19 Contracted orthodontic activity (UOA)	0
Carry forward orthodontic activity (UOA)	0
Baseline contract value	£23,112.86

ACCESS*

Patients seen in 24 months	Total	Change since previous quarter
Quarter ending December 2017	1,282	
Quarter ending March 2018	1,267	↓
Quarter ending June 2018	1,282	→
Quarter ending September 2018	1,303	→
Quarter ending December 2018	965	↓
Variance since December 2017	(24.7%)	↓



ACTIVITY



Month	Adjusted Scheduled Activity (UDA)	
	2018	2019
April	-31	12
May	176	309
June	550	478
July	985	881
August	1,214	1,312
September	1,396	1,432
October	1,789	1,530
November	1,789	1,530
December	2,209	1,530
January	2,354	
February	2,567	
March	2,885	
April	3,147	
May	3,132	
June	3,132	

QUALITY

	Quantity	Base Number	Contract	LHB	Wales
% of FP17s for the same patient ID Re-attending within 3 months - Children	16	328	4.9%	9.6%	10.9%
% of FP17s for the same patient ID Re-attending within 3 months - Adults	44	471	9.3%	14.1%	15.6%
% of FP17s for the same patient ID Re-attending between 3 & 9 months - Children	141	328	43.0%	55.6%	59.6%
% of FP17s for the same patient ID Re-attending between 3 & 9 months - Adults	223	471	47.3%	52.5%	55.6%
% of FP17s for Band 1 Urgent Courses	40	685	5.8%	9.3%	8.9%
% of FP17s Relating to Free Repair or Replacements	0	685	0.0%	0.8%	0.7%
% of FP17s Relating to Continuations	0	685	0.0%	0.6%	0.7%
% of Patients satisfied with the dentistry they have received	1	1	N/A	92.6%	93.3%
% of Patients satisfied with the time they had to wait for an appointment	0	1	N/A	89.1%	88.0%

* This is based on patients treated on this contract for their most recent course of treatment. Figures in italics indicate the base number of FP17s or Patient Questionnaire responses are less than 100. N/A is shown where the base number of responses is less than 10 during the period. % is calculated as Quantity/Base number*100

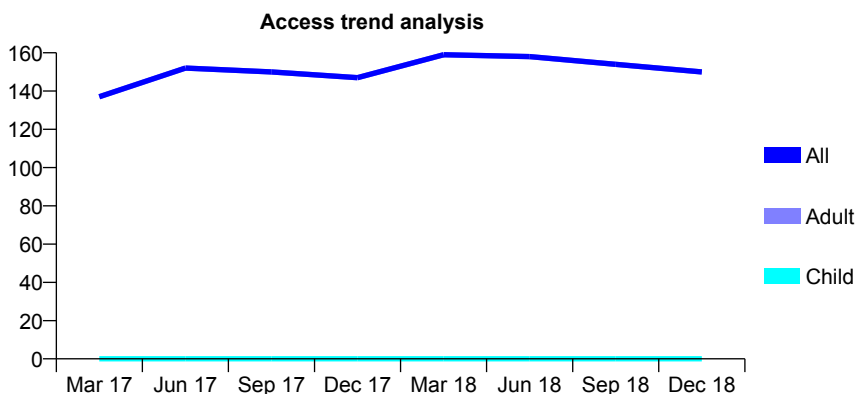
7A3 - Vital Signs At a Glance Contract Report for 233811/0003 - December 2018

Name or company name	MISS AE WALKER
Contract type name	GDS Contract
Purpose of contract	General
Contract start date	01/04/2009
Contract end date	31/08/2018

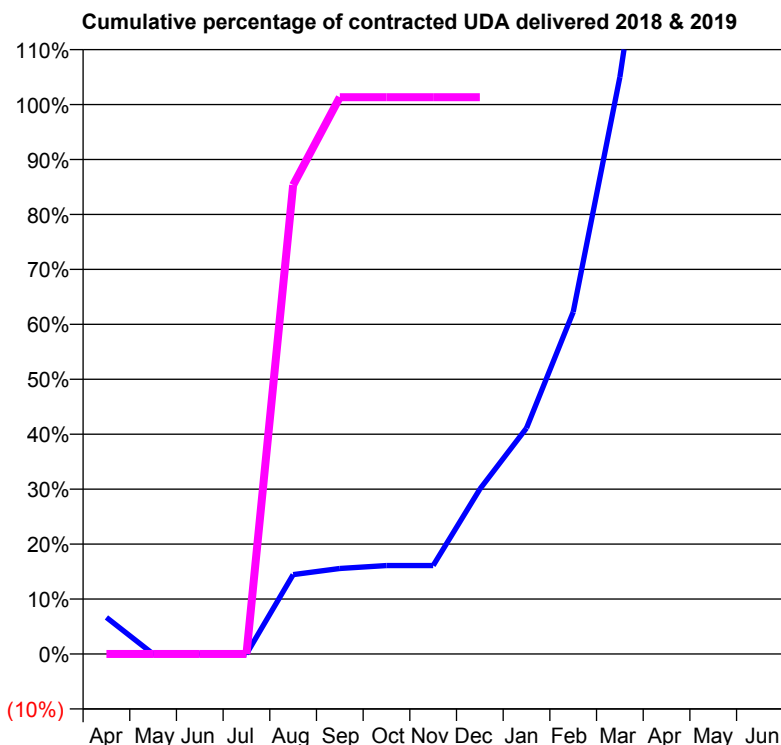
18/19 Contracted general activity (UDA)	75
Carry forward general activity (UDA)	0
18/19 Contracted orthodontic activity (UOA)	0
Carry forward orthodontic activity (UOA)	0
Baseline contract value	£3,910.60

ACCESS*

Patients seen in 24 months	Total	Change since previous quarter
Quarter ending December 2017	147	
Quarter ending March 2018	159	↑
Quarter ending June 2018	158	→
Quarter ending September 2018	154	↓
Quarter ending December 2018	150	↓
Variance since December 2017	2.0%	↑



ACTIVITY



Month	Adjusted Scheduled Activity (UDA)	
	2018	2019
April	12	0
May	0	0
June	0	0
July	0	0
August	26	64
September	28	76
October	29	76
November	29	76
December	54	76
January	74	
February	112	
March	189	
April	290	
May	290	
June	290	

QUALITY

	Quantity	Base Number	Contract	LHB	Wales
% of FP17s for the same patient ID Re-attending within 3 months - Children	0	0	N/A	9.6%	10.9%
% of FP17s for the same patient ID Re-attending within 3 months - Adults	3	42	7.1%	14.1%	15.6%
% of FP17s for the same patient ID Re-attending between 3 & 9 months - Children	0	0	N/A	55.6%	59.6%
% of FP17s for the same patient ID Re-attending between 3 & 9 months - Adults	5	42	11.9%	52.5%	55.6%
% of FP17s for Band 1 Urgent Courses	1	9	11.1%	9.3%	8.9%
% of FP17s Relating to Free Repair or Replacements	0	9	0.0%	0.8%	0.7%
% of FP17s Relating to Continuations	0	9	0.0%	0.6%	0.7%
% of Patients satisfied with the dentistry they have received	0	0	N/A	92.6%	93.3%
% of Patients satisfied with the time they had to wait for an appointment	0	0	N/A	89.1%	88.0%

* This is based on patients treated on this contract for their most recent course of treatment. Figures in italics indicate the base number of FP17s or Patient Questionnaire responses are less than 100. N/A is shown where the base number of responses is less than 10 during the period. % is calculated as Quantity/Base number*100

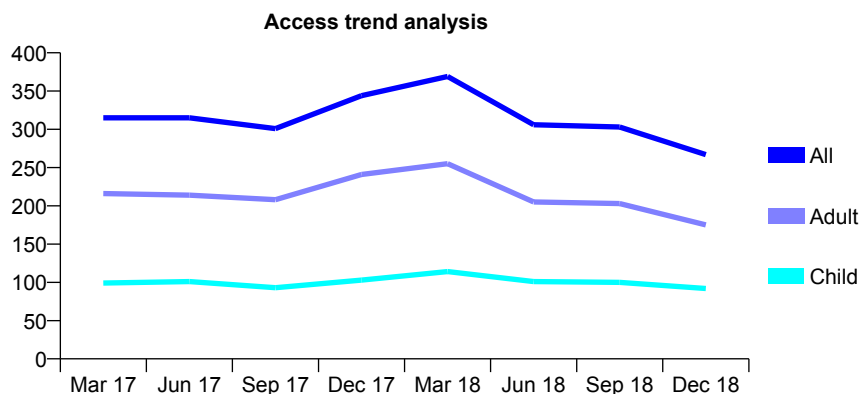
7A3 - Vital Signs At a Glance Contract Report for 238260/0006 - December 2018

Name or company name	MRS CA ROACH-PRICE
Contract type name	GDS Contract
Purpose of contract	General
Contract start date	01/11/2009
Contract end date	

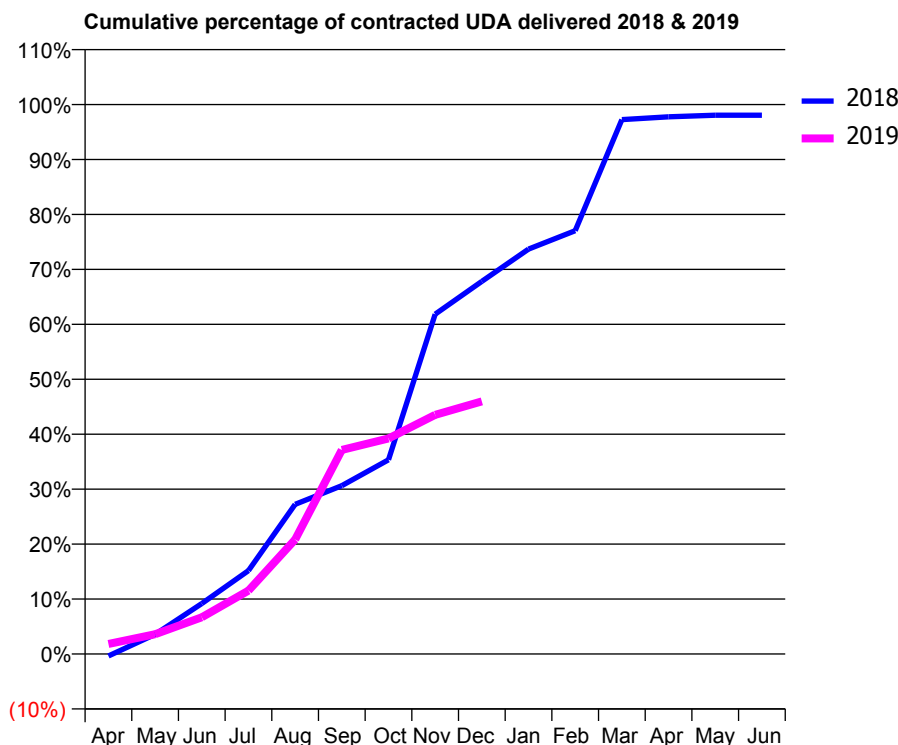
18/19 Contracted general activity (UDA)	1,020
Carry forward general activity (UDA)	10
18/19 Contracted orthodontic activity (UOA)	0
Carry forward orthodontic activity (UOA)	0
Baseline contract value	£27,194.47

ACCESS*

Patients seen in 24 months	Total	Change since previous quarter
Quarter ending December 2017	344	
Quarter ending March 2018	369	↑
Quarter ending June 2018	306	↓
Quarter ending September 2018	303	→
Quarter ending December 2018	267	↓
Variance since December 2017	(22.4%)	↓



ACTIVITY



Month	Adjusted Scheduled Activity (UDA)	
	2018	2019
April	-4	19
May	37	37
June	94	68
July	155	118
August	278	212
September	312	379
October	360	400
November	631	444
December	692	469
January	752	
February	786	
March	992	
April	997	
May	1,000	
June	1,000	

QUALITY

	Quantity	Base Number	Contract	LHB	Wales
% of FP17s for the same patient ID Re-attending within 3 months - Children	0	84	0.0%	9.6%	10.9%
% of FP17s for the same patient ID Re-attending within 3 months - Adults	8	153	5.2%	14.1%	15.6%
% of FP17s for the same patient ID Re-attending between 3 & 9 months - Children	52	84	61.9%	55.6%	59.6%
% of FP17s for the same patient ID Re-attending between 3 & 9 months - Adults	45	153	29.4%	52.5%	55.6%
% of FP17s for Band 1 Urgent Courses	30	233	12.9%	9.3%	8.9%
% of FP17s Relating to Free Repair or Replacements	1	233	0.4%	0.8%	0.7%
% of FP17s Relating to Continuations	0	233	0.0%	0.6%	0.7%
% of Patients satisfied with the dentistry they have received	0	0	N/A	92.6%	93.3%
% of Patients satisfied with the time they had to wait for an appointment	0	0	N/A	89.1%	88.0%

* This is based on patients treated on this contract for their most recent course of treatment. Figures in italics indicate the base number of FP17s or Patient Questionnaire responses are less than 100. N/A is shown where the base number of responses is less than 10 during the period. % is calculated as Quantity/Base number*100

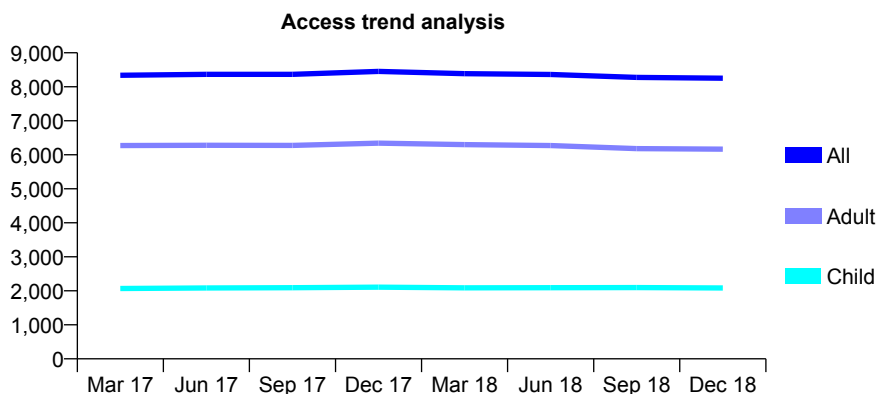
7A3 - Vital Signs At a Glance Contract Report for 244236/0001 - December 2018

Name or company name	MRS AJ HUMPHREYS
Contract type name	GDS Contract
Purpose of contract	General
Contract start date	01/04/2006
Contract end date	

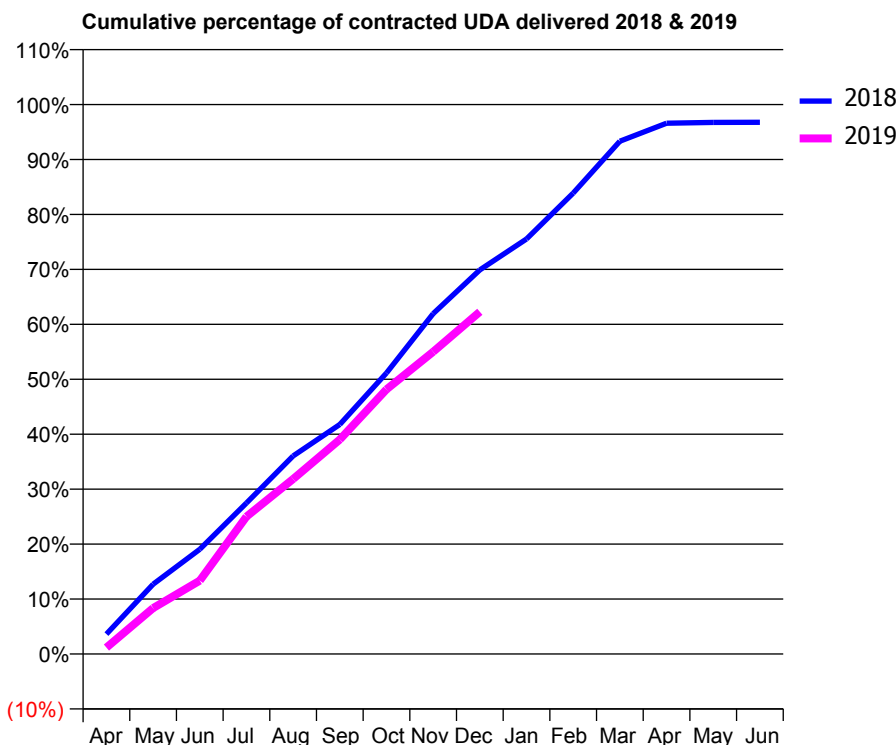
18/19 Contracted general activity (UDA)	24,173
Carry forward general activity (UDA)	783
18/19 Contracted orthodontic activity (UOA)	0
Carry forward orthodontic activity (UOA)	0
Baseline contract value	£674,742.50

ACCESS*

Patients seen in 24 months	Total	Change since previous quarter
Quarter ending December 2017	8,451	
Quarter ending March 2018	8,388	→
Quarter ending June 2018	8,363	→
Quarter ending September 2018	8,276	↓
Quarter ending December 2018	8,253	→
Variance since December 2017	(2.3%)	↓



ACTIVITY



Month	Adjusted Scheduled Activity (UDA)	
	2018	2019
April	879	283
May	3,071	2,019
June	4,605	3,229
July	6,646	6,046
August	8,712	7,697
September	10,099	9,436
October	12,361	11,643
November	14,976	13,295
December	16,897	15,053
January	18,258	
February	20,276	
March	22,555	
April	23,349	
May	23,384	
June	23,390	

QUALITY

	Quantity	Base Number	Contract	LHB	Wales
% of FP17s for the same patient ID Re-attending within 3 months - Children	157	2,235	7.0%	9.6%	10.9%
% of FP17s for the same patient ID Re-attending within 3 months - Adults	1,406	7,636	18.4%	14.1%	15.6%
% of FP17s for the same patient ID Re-attending between 3 & 9 months - Children	1,276	2,235	57.1%	55.6%	59.6%
% of FP17s for the same patient ID Re-attending between 3 & 9 months - Adults	4,610	7,636	60.4%	52.5%	55.6%
% of FP17s for Band 1 Urgent Courses	937	9,393	10.0%	9.3%	8.9%
% of FP17s Relating to Free Repair or Replacements	121	9,393	1.3%	0.8%	0.7%
% of FP17s Relating to Continuations	19	9,393	0.2%	0.6%	0.7%
% of Patients satisfied with the dentistry they have received	19	19	100.0%	92.6%	93.3%
% of Patients satisfied with the time they had to wait for an appointment	19	19	100.0%	89.1%	88.0%

* This is based on patients treated on this contract for their most recent course of treatment. Figures in italics indicate the base number of FP17s or Patient Questionnaire responses are less than 100. N/A is shown where the base number of responses is less than 10 during the period. % is calculated as Quantity/Base number*100

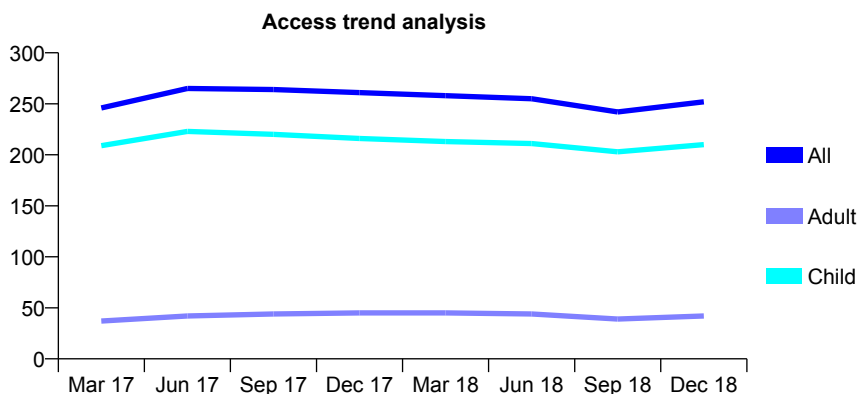
7A3 - Vital Signs At a Glance Contract Report for 250589/0001 - December 2018

Name or company name	MR C DAVIES
Contract type name	GDS Contract
Purpose of contract	General
Contract start date	01/04/2006
Contract end date	

18/19 Contracted general activity (UDA)	600
Carry forward general activity (UDA)	0
18/19 Contracted orthodontic activity (UOA)	0
Carry forward orthodontic activity (UOA)	0
Baseline contract value	£13,725.96

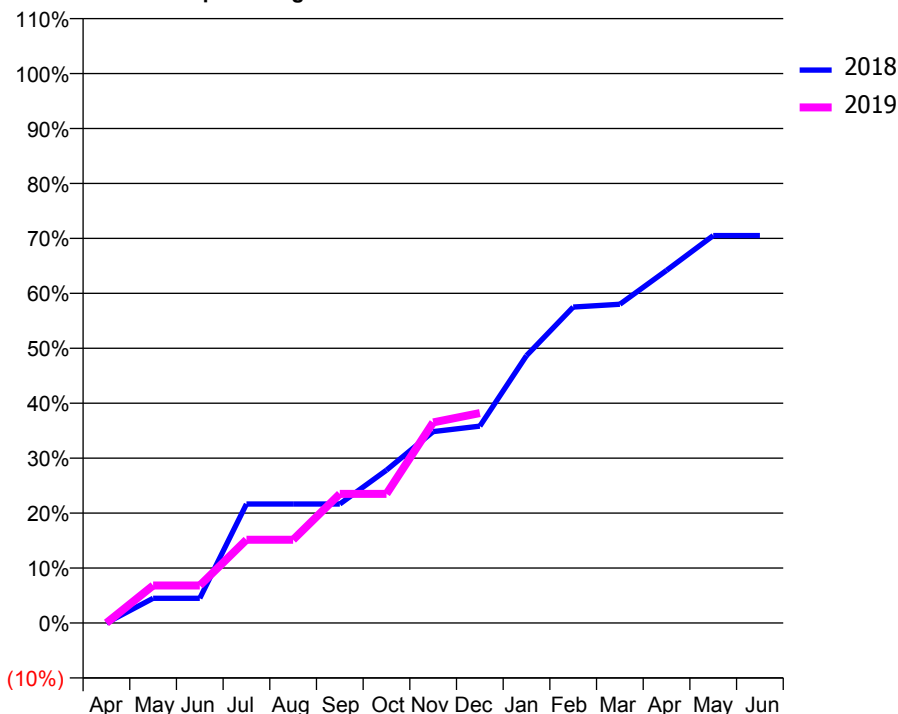
ACCESS*

Patients seen in 24 months	Total	Change since previous quarter
Quarter ending December 2017	261	
Quarter ending March 2018	258	↓
Quarter ending June 2018	255	↓
Quarter ending September 2018	242	↓
Quarter ending December 2018	252	↑
Variance since December 2017	(3.4%)	↓



ACTIVITY

Cumulative percentage of contracted UDA delivered 2018 & 2019



Month	Adjusted Scheduled Activity (UDA)	
	2018	2019
April	0	0
May	27	41
June	27	41
July	130	91
August	130	91
September	130	141
October	167	141
November	209	219
December	215	229
January	292	
February	345	
March	348	
April	385	
May	423	
June	423	

QUALITY

	Quantity	Base Number	Contract	LHB	Wales
% of FP17s for the same patient ID Re-attending within 3 months - Children	3	230	1.3%	9.6%	10.9%
% of FP17s for the same patient ID Re-attending within 3 months - Adults	0	21	0.0%	14.1%	15.6%
% of FP17s for the same patient ID Re-attending between 3 & 9 months - Children	146	230	63.5%	55.6%	59.6%
% of FP17s for the same patient ID Re-attending between 3 & 9 months - Adults	13	21	61.9%	52.5%	55.6%
% of FP17s for Band 1 Urgent Courses	1	187	0.5%	9.3%	8.9%
% of FP17s Relating to Free Repair or Replacements	0	187	0.0%	0.8%	0.7%
% of FP17s Relating to Continuations	0	187	0.0%	0.6%	0.7%
% of Patients satisfied with the dentistry they have received	0	0	N/A	92.6%	93.3%
% of Patients satisfied with the time they had to wait for an appointment	0	0	N/A	89.1%	88.0%

* This is based on patients treated on this contract for their most recent course of treatment. Figures in italics indicate the base number of FP17s or Patient Questionnaire responses are less than 100. N/A is shown where the base number of responses is less than 10 during the period. % is calculated as Quantity/Base number*100

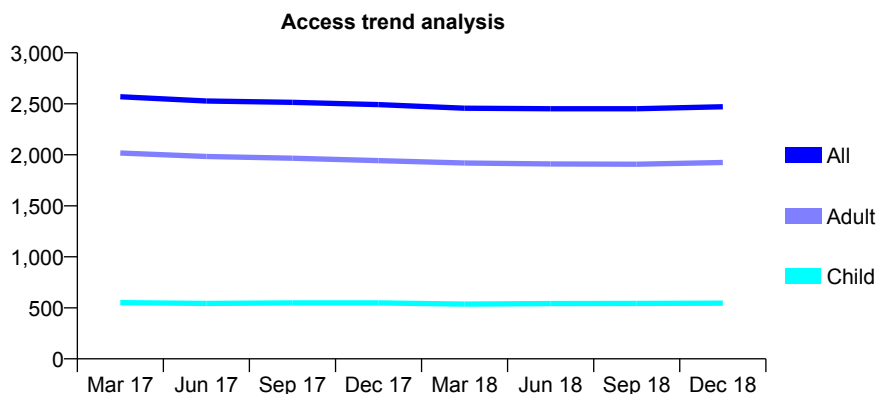
7A3 - Vital Signs At a Glance Contract Report for 306614/0001 - December 2018

Name or company name	Kenneth Chow
Contract type name	GDS Contract
Purpose of contract	General
Contract start date	01/04/2006
Contract end date	

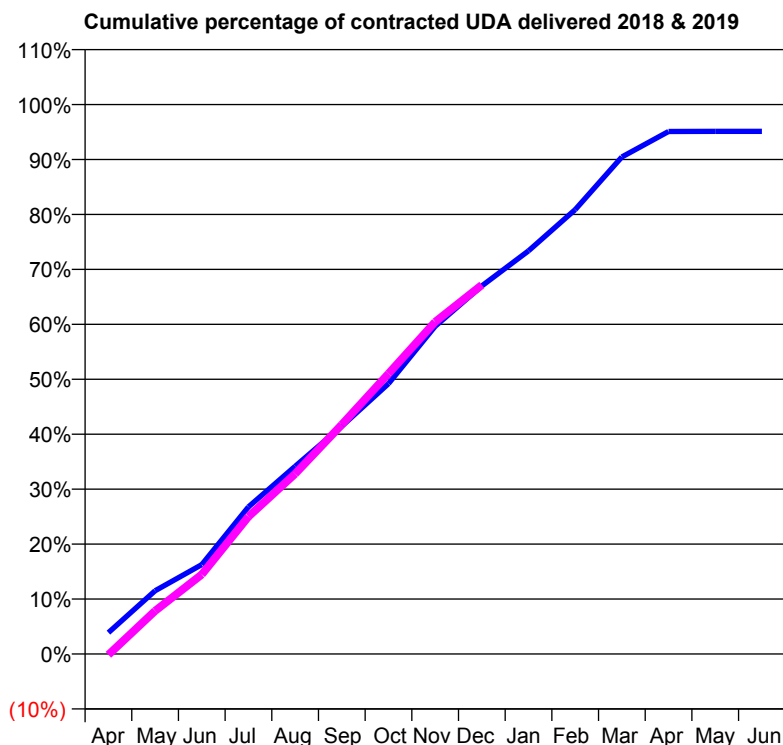
18/19 Contracted general activity (UDA)	8,000
Carry forward general activity (UDA)	309
18/19 Contracted orthodontic activity (UOA)	0
Carry forward orthodontic activity (UOA)	0
Baseline contract value	£205,195.70

ACCESS*

Patients seen in 24 months	Total	Change since previous quarter
Quarter ending December 2017	2,492	
Quarter ending March 2018	2,457	↓
Quarter ending June 2018	2,452	→
Quarter ending September 2018	2,451	→
Quarter ending December 2018	2,471	→
Variance since December 2017	(0.8%)	→



ACTIVITY



Adjusted Scheduled Activity (UDA)		
Month	2018	2019
April	311	-12
May	921	629
June	1,302	1,159
July	2,143	2,000
August	2,732	2,623
September	3,317	3,340
October	3,937	4,082
November	4,770	4,834
December	5,360	5,374
January	5,869	
February	6,469	
March	7,236	
April	7,606	
May	7,608	
June	7,608	

QUALITY

	Quantity	Base Number	Contract	LHB	Wales
% of FP17s for the same patient ID Re-attending within 3 months - Children	28	625	4.5%	9.6%	10.9%
% of FP17s for the same patient ID Re-attending within 3 months - Adults	214	2,122	10.1%	14.1%	15.6%
% of FP17s for the same patient ID Re-attending between 3 & 9 months - Children	342	625	54.7%	55.6%	59.6%
% of FP17s for the same patient ID Re-attending between 3 & 9 months - Adults	1,254	2,122	59.1%	52.5%	55.6%
% of FP17s for Band 1 Urgent Courses	153	2,611	5.9%	9.3%	8.9%
% of FP17s Relating to Free Repair or Replacements	14	2,611	0.5%	0.8%	0.7%
% of FP17s Relating to Continuations	6	2,611	0.2%	0.6%	0.7%
% of Patients satisfied with the dentistry they have received	8	8	N/A	92.6%	93.3%
% of Patients satisfied with the time they had to wait for an appointment	8	8	N/A	89.1%	88.0%

* This is based on patients treated on this contract for their most recent course of treatment. Figures in italics indicate the base number of FP17s or Patient Questionnaire responses are less than 100. N/A is shown where the base number of responses is less than 10 during the period. % is calculated as Quantity/Base number*100

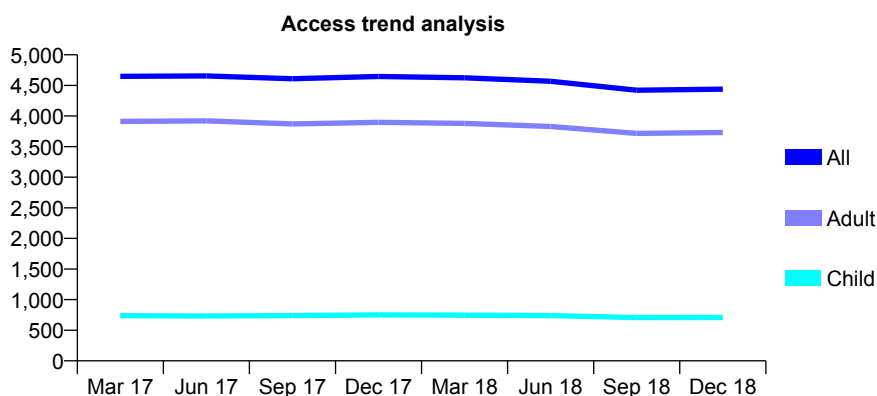
7A3 - Vital Signs At a Glance Contract Report for 320226/0001 - December 2018

Name or company name	Gupta Dental Surgeons
Contract type name	GDS Contract
Purpose of contract	General
Contract start date	01/04/2006
Contract end date	

18/19 Contracted general activity (UDA)	12,523
Carry forward general activity (UDA)	254
18/19 Contracted orthodontic activity (UOA)	0
Carry forward orthodontic activity (UOA)	0
Baseline contract value	£320,920.64

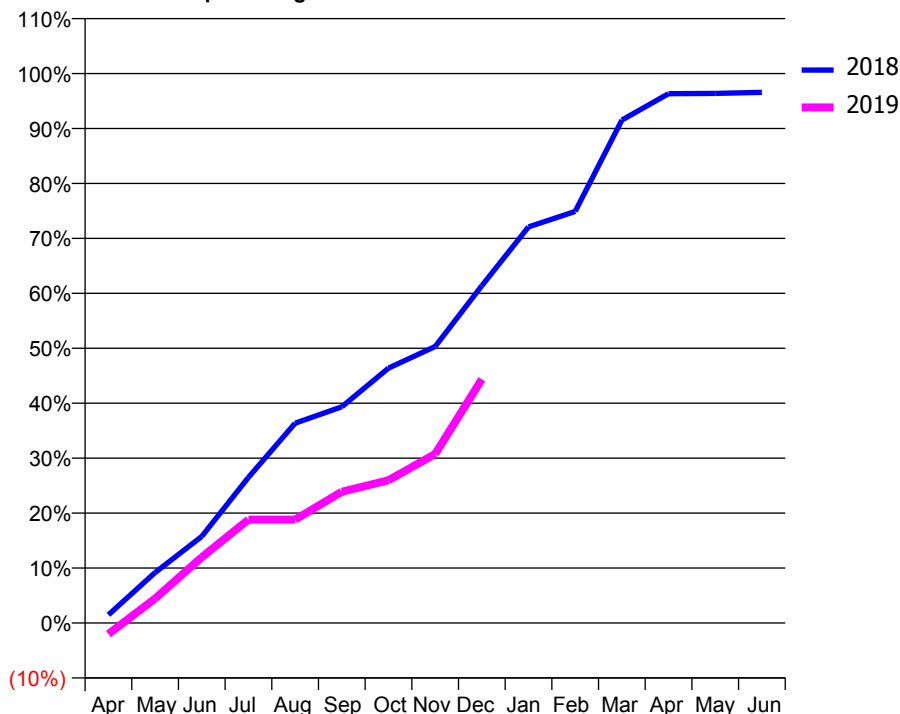
ACCESS*

Patients seen in 24 months	Total	Change since previous quarter
Quarter ending December 2017	4,647	
Quarter ending March 2018	4,625	→
Quarter ending June 2018	4,567	↓
Quarter ending September 2018	4,422	↓
Quarter ending December 2018	4,440	→
Variance since December 2017	(4.5%)	↓



ACTIVITY

Cumulative percentage of contracted UDA delivered 2018 & 2019



Month	Adjusted Scheduled Activity (UDA)	
	2018	2019
April	186	-254
May	1,151	559
June	1,973	1,499
July	3,321	2,356
August	4,554	2,356
September	4,926	2,993
October	5,810	3,252
November	6,302	3,851
December	7,687	5,554
January	9,027	
February	9,379	
March	11,461	
April	12,064	
May	12,070	
June	12,092	

QUALITY

	Quantity	Base Number	Contract	LHB	Wales
% of FP17s for the same patient ID Re-attending within 3 months - Children	34	622	5.5%	9.6%	10.9%
% of FP17s for the same patient ID Re-attending within 3 months - Adults	393	3,559	11.0%	14.1%	15.6%
% of FP17s for the same patient ID Re-attending between 3 & 9 months - Children	364	622	58.5%	55.6%	59.6%
% of FP17s for the same patient ID Re-attending between 3 & 9 months - Adults	2,341	3,559	65.8%	52.5%	55.6%
% of FP17s for Band 1 Urgent Courses	241	3,856	6.3%	9.3%	8.9%
% of FP17s Relating to Free Repair or Replacements	44	3,856	1.1%	0.8%	0.7%
% of FP17s Relating to Continuations	18	3,856	0.5%	0.6%	0.7%
% of Patients satisfied with the dentistry they have received	2	2	N/A	92.6%	93.3%
% of Patients satisfied with the time they had to wait for an appointment	1	2	N/A	89.1%	88.0%

* This is based on patients treated on this contract for their most recent course of treatment. Figures in italics indicate the base number of FP17s or Patient Questionnaire responses are less than 100. N/A is shown where the base number of responses is less than 10 during the period. % is calculated as Quantity/Base number*100

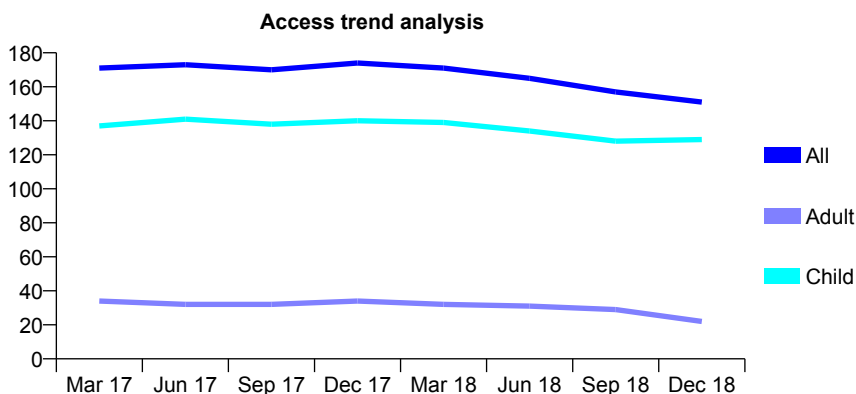
7A3 - Vital Signs At a Glance Contract Report for 329657/0001 - December 2018

Name or company name	MR GR DAVIES
Contract type name	GDS Contract
Purpose of contract	General
Contract start date	01/04/2006
Contract end date	

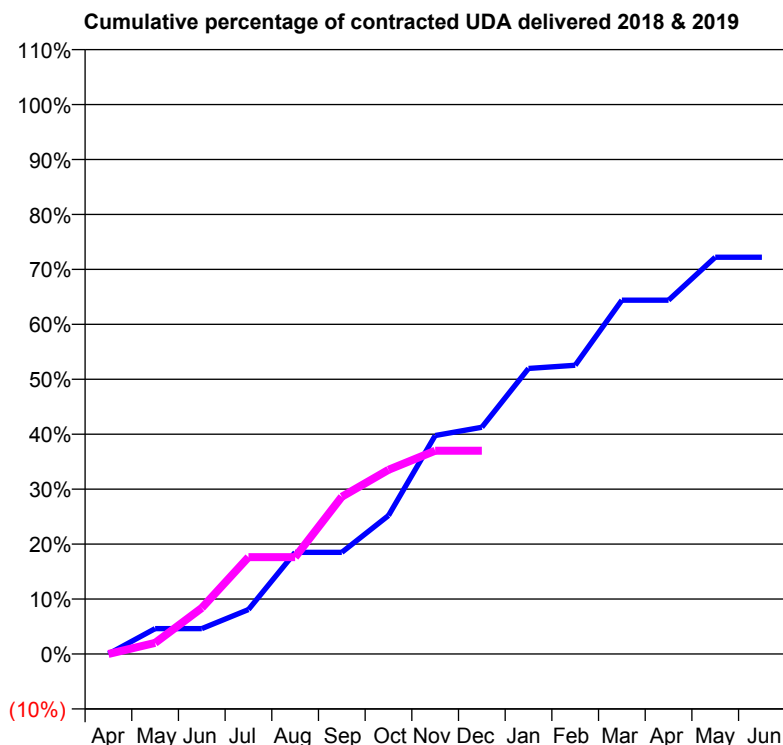
18/19 Contracted general activity (UDA)	346
Carry forward general activity (UDA)	0
18/19 Contracted orthodontic activity (UOA)	0
Carry forward orthodontic activity (UOA)	0
Baseline contract value	£9,910.33

ACCESS*

Patients seen in 24 months	Total	Change since previous quarter
Quarter ending December 2017	174	
Quarter ending March 2018	171	↓
Quarter ending June 2018	165	↓
Quarter ending September 2018	157	↓
Quarter ending December 2018	151	↓
Variance since December 2017	(13.2%)	↓



ACTIVITY



Month	Adjusted Scheduled Activity (UDA)	
	2018	2019
April	0	0
May	16	7
June	16	29
July	28	61
August	64	61
September	64	99
October	87	116
November	138	128
December	143	128
January	180	
February	182	
March	223	
April	223	
May	250	
June	250	

QUALITY

	Quantity	Base Number	Contract	LHB	Wales
% of FP17s for the same patient ID Re-attending within 3 months - Children	4	122	3.3%	9.6%	10.9%
% of FP17s for the same patient ID Re-attending within 3 months - Adults	1	6	16.7%	14.1%	15.6%
% of FP17s for the same patient ID Re-attending between 3 & 9 months - Children	88	122	72.1%	55.6%	59.6%
% of FP17s for the same patient ID Re-attending between 3 & 9 months - Adults	4	6	66.7%	52.5%	55.6%
% of FP17s for Band 1 Urgent Courses	0	100	0.0%	9.3%	8.9%
% of FP17s Relating to Free Repair or Replacements	0	100	0.0%	0.8%	0.7%
% of FP17s Relating to Continuations	0	100	0.0%	0.6%	0.7%
% of Patients satisfied with the dentistry they have received	0	0	N/A	92.6%	93.3%
% of Patients satisfied with the time they had to wait for an appointment	0	0	N/A	89.1%	88.0%

* This is based on patients treated on this contract for their most recent course of treatment. Figures in italics indicate the base number of FP17s or Patient Questionnaire responses are less than 100. N/A is shown where the base number of responses is less than 10 during the period. % is calculated as Quantity/Base number*100

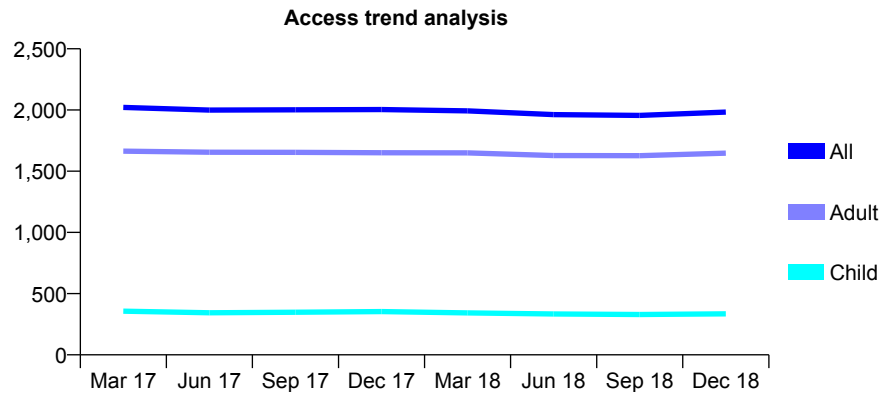
7A3 - Vital Signs At a Glance Contract Report for 331341/0001 - December 2018

Name or company name	MR AB LLEWELLYN
Contract type name	GDS Contract
Purpose of contract	General
Contract start date	01/04/2006
Contract end date	

18/19 Contracted general activity (UDA)	7,188
Carry forward general activity (UDA)	287
18/19 Contracted orthodontic activity (UOA)	0
Carry forward orthodontic activity (UOA)	0
Baseline contract value	£184,247.93

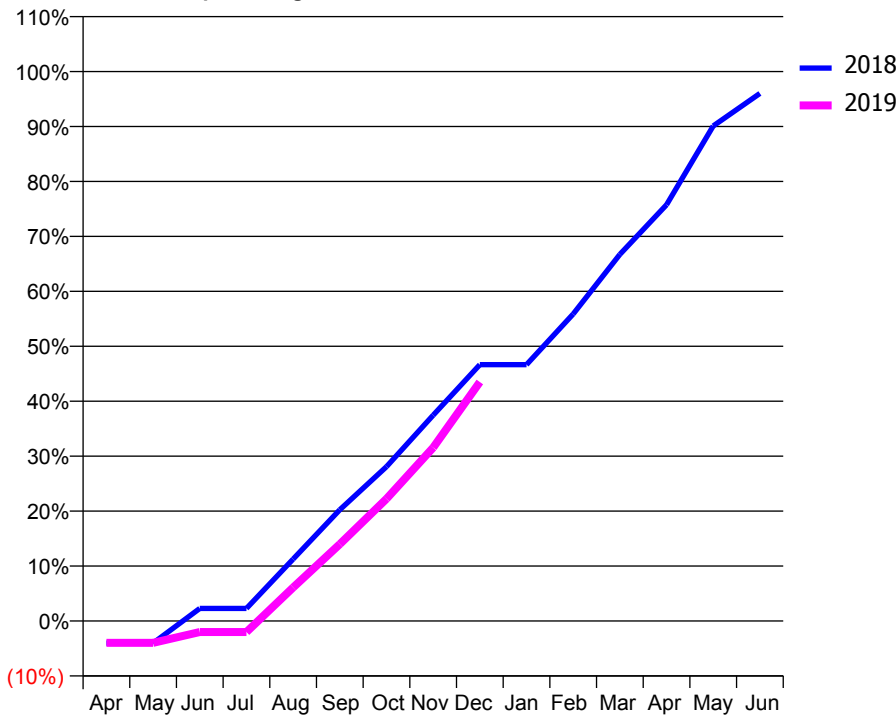
ACCESS*

Patients seen in 24 months	Total	Change since previous quarter
Quarter ending December 2017	2,004	
Quarter ending March 2018	1,993	→
Quarter ending June 2018	1,962	↓
Quarter ending September 2018	1,956	→
Quarter ending December 2018	1,983	→
Variance since December 2017	(1.0%)	↓



ACTIVITY

Cumulative percentage of contracted UDA delivered 2018 & 2019



Month	Adjusted Scheduled Activity (UDA)	
	2018	2019
April	-290	-287
May	-290	-287
June	165	-146
July	165	-146
August	810	438
September	1,456	1,005
October	2,020	1,598
November	2,692	2,268
December	3,354	3,126
January	3,354	
February	4,015	
March	4,795	
April	5,445	
May	6,476	
June	6,901	

QUALITY

	Quantity	Base Number	Contract	LHB	Wales
% of FP17s for the same patient ID Re-attending within 3 months - Children	24	504	4.8%	9.6%	10.9%
% of FP17s for the same patient ID Re-attending within 3 months - Adults	274	2,198	12.5%	14.1%	15.6%
% of FP17s for the same patient ID Re-attending between 3 & 9 months - Children	377	504	74.8%	55.6%	59.6%
% of FP17s for the same patient ID Re-attending between 3 & 9 months - Adults	1,296	2,198	59.0%	52.5%	55.6%
% of FP17s for Band 1 Urgent Courses	113	1,810	6.2%	9.3%	8.9%
% of FP17s Relating to Free Repair or Replacements	22	1,810	1.2%	0.8%	0.7%
% of FP17s Relating to Continuations	21	1,810	1.2%	0.6%	0.7%
% of Patients satisfied with the dentistry they have received	9	9	N/A	92.6%	93.3%
% of Patients satisfied with the time they had to wait for an appointment	9	9	N/A	89.1%	88.0%

* This is based on patients treated on this contract for their most recent course of treatment. Figures in italics indicate the base number of FP17s or Patient Questionnaire responses are less than 100. N/A is shown where the base number of responses is less than 10 during the period. % is calculated as Quantity/Base number*100

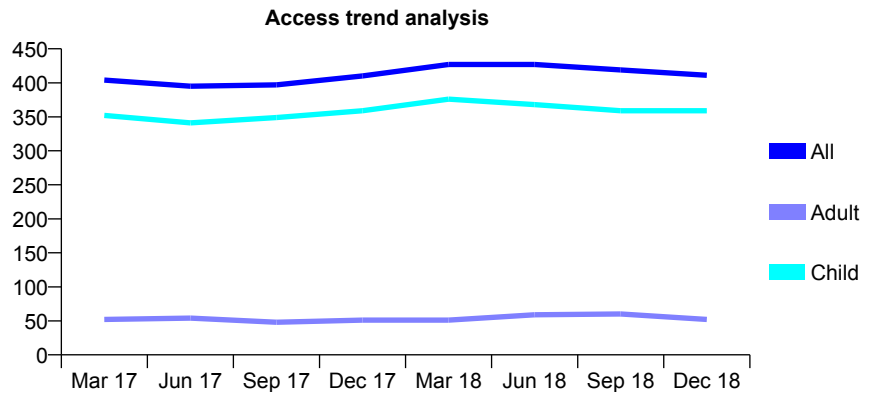
7A3 - Vital Signs At a Glance Contract Report for 567981/0001 - December 2018

Name or company name	Mumbles Dental & Cosmetic Suite
Contract type name	GDS Contract
Purpose of contract	General
Contract start date	01/04/2006
Contract end date	

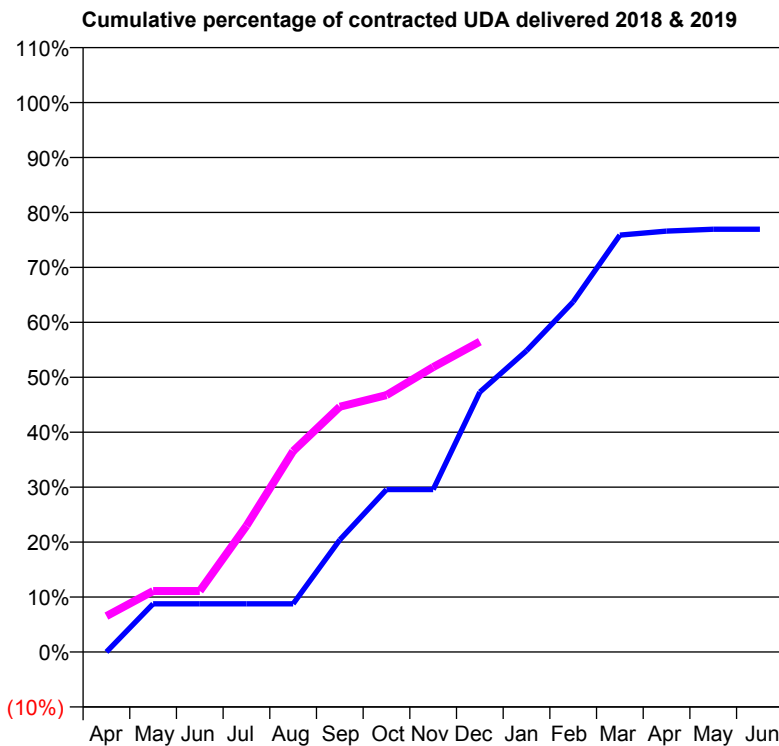
18/19 Contracted general activity (UDA)	950
Carry forward general activity (UDA)	0
18/19 Contracted orthodontic activity (UOA)	0
Carry forward orthodontic activity (UOA)	0
Baseline contract value	£29,264.20

ACCESS*

Patients seen in 24 months	Total	Change since previous quarter
Quarter ending December 2017	410	
Quarter ending March 2018	427	↑
Quarter ending June 2018	427	→
Quarter ending September 2018	419	↓
Quarter ending December 2018	411	↓
Variance since December 2017	0.2%	→



ACTIVITY



Month	Adjusted Scheduled Activity (UDA)	
	2018	2019
April	0	62
May	83	105
June	83	105
July	83	218
August	83	347
September	194	424
October	281	444
November	281	493
December	449	537
January	521	
February	605	
March	721	
April	728	
May	731	
June	731	

QUALITY

	Quantity	Base Number	Contract	LHB	Wales
% of FP17s for the same patient ID Re-attending within 3 months - Children	23	353	6.5%	9.6%	10.9%
% of FP17s for the same patient ID Re-attending within 3 months - Adults	2	20	10.0%	14.1%	15.6%
% of FP17s for the same patient ID Re-attending between 3 & 9 months - Children	216	353	61.2%	55.6%	59.6%
% of FP17s for the same patient ID Re-attending between 3 & 9 months - Adults	10	20	50.0%	52.5%	55.6%
% of FP17s for Band 1 Urgent Courses	18	367	4.9%	9.3%	8.9%
% of FP17s Relating to Free Repair or Replacements	0	367	0.0%	0.8%	0.7%
% of FP17s Relating to Continuations	7	367	1.9%	0.6%	0.7%
% of Patients satisfied with the dentistry they have received	0	0	N/A	92.6%	93.3%
% of Patients satisfied with the time they had to wait for an appointment	0	0	N/A	89.1%	88.0%

* This is based on patients treated on this contract for their most recent course of treatment. Figures in italics indicate the base number of FP17s or Patient Questionnaire responses are less than 100. N/A is shown where the base number of responses is less than 10 during the period. % is calculated as Quantity/Base number*100

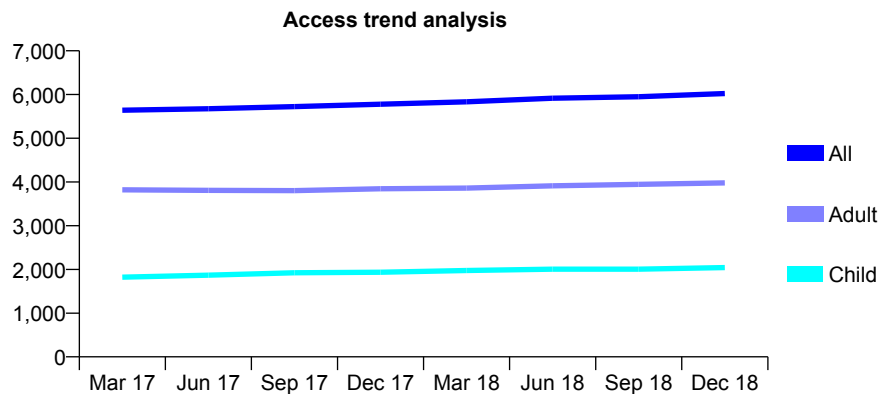
7A3 - Vital Signs At a Glance Contract Report for 570249/0001 - December 2018

Name or company name	MR JD ISAAC
Contract type name	GDS Contract
Purpose of contract	General
Contract start date	01/04/2006
Contract end date	

18/19 Contracted general activity (UDA)	18,024
Carry forward general activity (UDA)	0
18/19 Contracted orthodontic activity (UOA)	0
Carry forward orthodontic activity (UOA)	0
Baseline contract value	£468,705.39

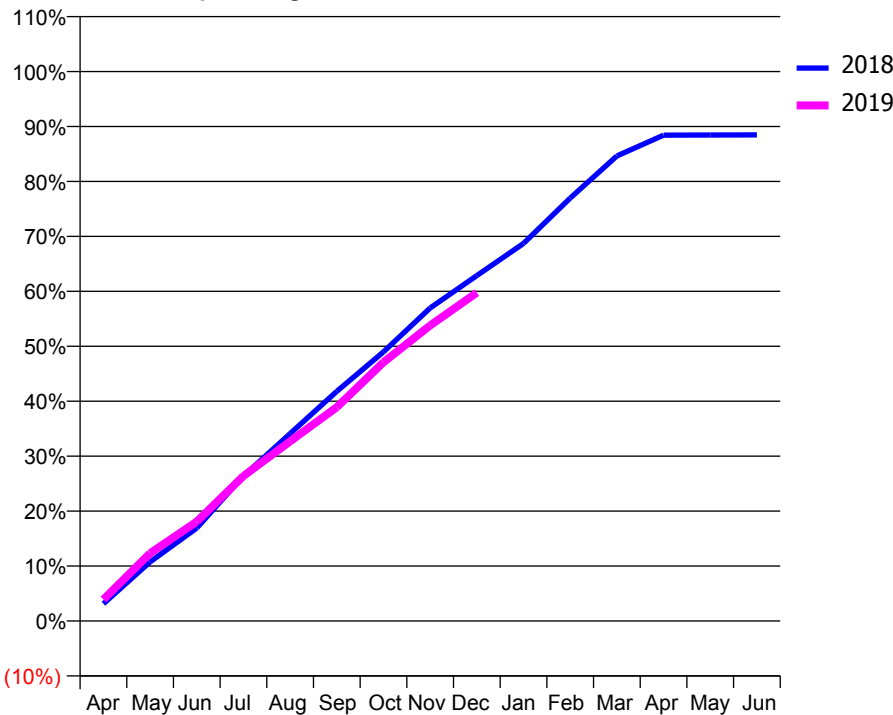
ACCESS*

Patients seen in 24 months	Total	Change since previous quarter
Quarter ending December 2017	5,779	
Quarter ending March 2018	5,834	→
Quarter ending June 2018	5,917	→
Quarter ending September 2018	5,948	→
Quarter ending December 2018	6,023	→
Variance since December 2017	4.2%	↑



ACTIVITY

Cumulative percentage of contracted UDA delivered 2018 & 2019



Month	Adjusted Scheduled Activity (UDA)	
	2018	2019
April	565	707
May	1,942	2,223
June	3,050	3,260
July	4,757	4,756
August	6,148	5,893
September	7,536	7,012
October	8,828	8,489
November	10,270	9,696
December	11,330	10,769
January	12,385	
February	13,872	
March	15,254	
April	15,938	
May	15,939	
June	15,944	

QUALITY

	Quantity	Base Number	Contract	LHB	Wales
% of FP17s for the same patient ID Re-attending within 3 months - Children	97	1,964	4.9%	9.6%	10.9%
% of FP17s for the same patient ID Re-attending within 3 months - Adults	416	3,759	11.1%	14.1%	15.6%
% of FP17s for the same patient ID Re-attending between 3 & 9 months - Children	858	1,964	43.7%	55.6%	59.6%
% of FP17s for the same patient ID Re-attending between 3 & 9 months - Adults	1,523	3,759	40.5%	52.5%	55.6%
% of FP17s for Band 1 Urgent Courses	471	5,427	8.7%	9.3%	8.9%
% of FP17s Relating to Free Repair or Replacements	41	5,427	0.8%	0.8%	0.7%
% of FP17s Relating to Continuations	13	5,427	0.2%	0.6%	0.7%
% of Patients satisfied with the dentistry they have received	11	12	91.7%	92.6%	93.3%
% of Patients satisfied with the time they had to wait for an appointment	12	12	100.0%	89.1%	88.0%

* This is based on patients treated on this contract for their most recent course of treatment. Figures in italics indicate the base number of FP17s or Patient Questionnaire responses are less than 100. N/A is shown where the base number of responses is less than 10 during the period. % is calculated as Quantity/Base number*100

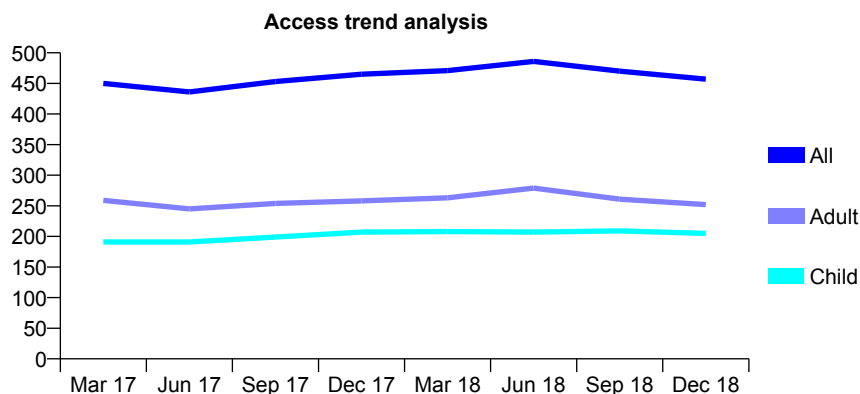
7A3 - Vital Signs At a Glance Contract Report for 570354/0001 - December 2018

Name or company name	MRS HJ JOHN
Contract type name	GDS Contract
Purpose of contract	General
Contract start date	01/04/2006
Contract end date	

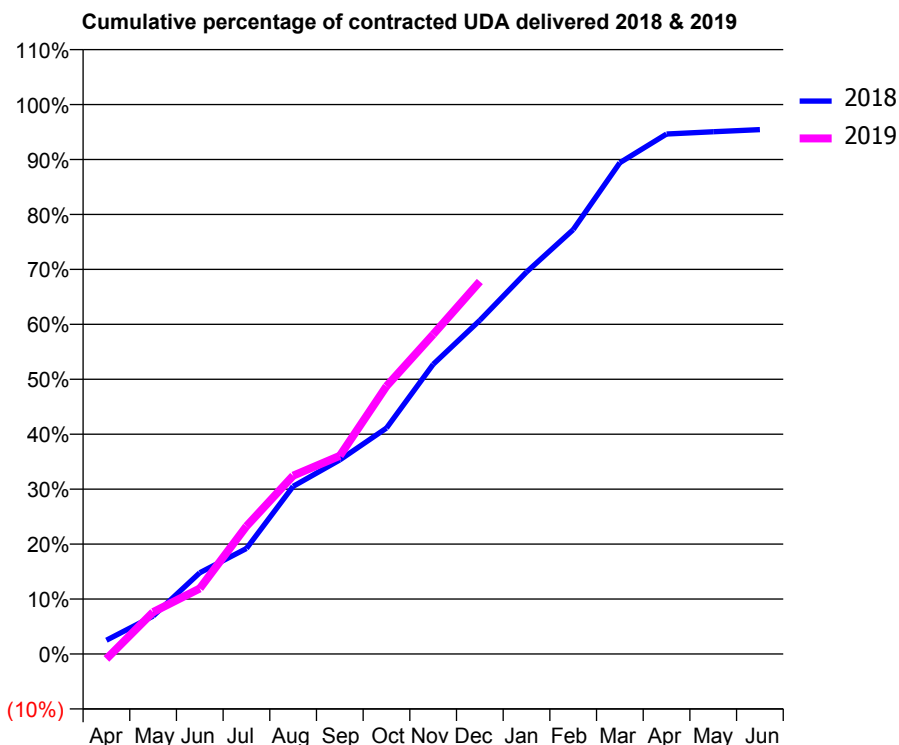
18/19 Contracted general activity (UDA)	1,000
Carry forward general activity (UDA)	46
18/19 Contracted orthodontic activity (UOA)	0
Carry forward orthodontic activity (UOA)	0
Baseline contract value	£27,483.41

ACCESS*

Patients seen in 24 months	Total	Change since previous quarter
Quarter ending December 2017	465	
Quarter ending March 2018	471	→
Quarter ending June 2018	486	↑
Quarter ending September 2018	470	↓
Quarter ending December 2018	457	↓
Variance since December 2017	(1.7%)	↓



ACTIVITY



Month	Adjusted Scheduled Activity (UDA)	
	2018	2019
April	25	-9
May	69	76
June	148	119
July	192	233
August	305	325
September	353	361
October	411	487
November	527	582
December	607	678
January	695	
February	772	
March	894	
April	946	
May	950	
June	954	

QUALITY

	Quantity	Base Number	Contract	LHB	Wales
% of FP17s for the same patient ID Re-attending within 3 months - Children	23	330	7.0%	9.6%	10.9%
% of FP17s for the same patient ID Re-attending within 3 months - Adults	20	222	9.0%	14.1%	15.6%
% of FP17s for the same patient ID Re-attending between 3 & 9 months - Children	265	330	80.3%	55.6%	59.6%
% of FP17s for the same patient ID Re-attending between 3 & 9 months - Adults	114	222	51.4%	52.5%	55.6%
% of FP17s for Band 1 Urgent Courses	9	515	1.7%	9.3%	8.9%
% of FP17s Relating to Free Repair or Replacements	0	515	0.0%	0.8%	0.7%
% of FP17s Relating to Continuations	0	515	0.0%	0.6%	0.7%
% of Patients satisfied with the dentistry they have received	0	1	N/A	92.6%	93.3%
% of Patients satisfied with the time they had to wait for an appointment	0	1	N/A	89.1%	88.0%

* This is based on patients treated on this contract for their most recent course of treatment. Figures in italics indicate the base number of FP17s or Patient Questionnaire responses are less than 100. N/A is shown where the base number of responses is less than 10 during the period. % is calculated as Quantity/Base number*100

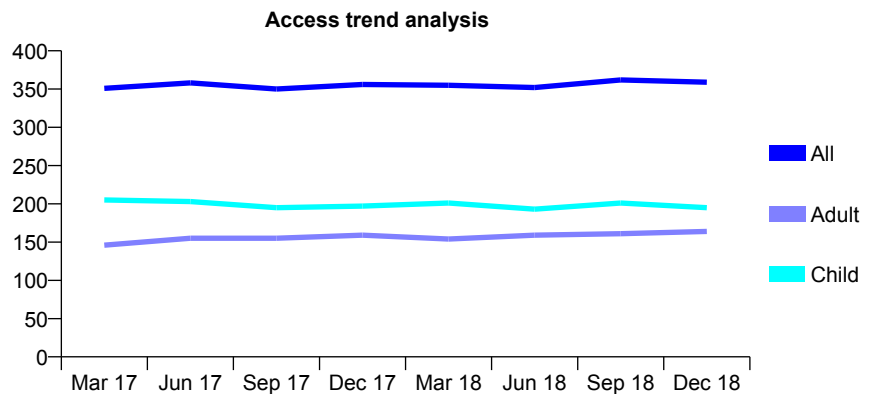
7A3 - Vital Signs At a Glance Contract Report for 652105/0001 - December 2018

Name or company name	MR HJ PRICE
Contract type name	GDS Contract
Purpose of contract	General
Contract start date	01/04/2006
Contract end date	

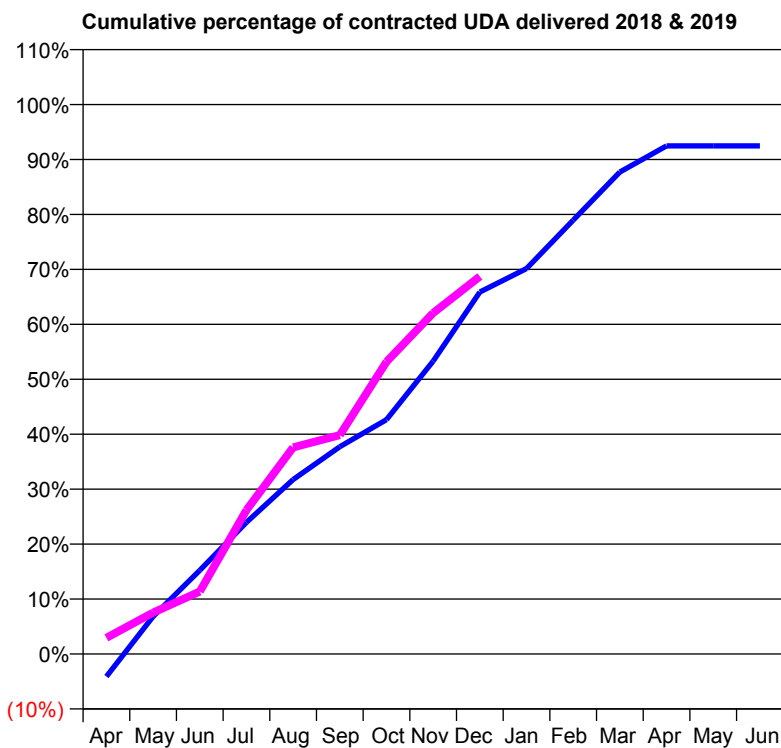
18/19 Contracted general activity (UDA)	850
Carry forward general activity (UDA)	0
18/19 Contracted orthodontic activity (UOA)	0
Carry forward orthodontic activity (UOA)	0
Baseline contract value	£19,734.03

ACCESS*

Patients seen in 24 months	Total	Change since previous quarter
Quarter ending December 2017	356	
Quarter ending March 2018	355	→
Quarter ending June 2018	352	→
Quarter ending September 2018	362	↑
Quarter ending December 2018	359	→
Variance since December 2017	0.8%	→



ACTIVITY



Month	Adjusted Scheduled Activity (UDA)	
	2018	2019
April	-35	25
May	58	64
June	129	97
July	204	223
August	270	320
September	321	339
October	363	452
November	453	528
December	560	584
January	596	
February	671	
March	746	
April	786	
May	786	
June	786	

QUALITY

	Quantity	Base Number	Contract	LHB	Wales
% of FP17s for the same patient ID Re-attending within 3 months - Children	11	205	5.4%	9.6%	10.9%
% of FP17s for the same patient ID Re-attending within 3 months - Adults	22	159	13.8%	14.1%	15.6%
% of FP17s for the same patient ID Re-attending between 3 & 9 months - Children	124	205	60.5%	55.6%	59.6%
% of FP17s for the same patient ID Re-attending between 3 & 9 months - Adults	74	159	46.5%	52.5%	55.6%
% of FP17s for Band 1 Urgent Courses	22	336	6.5%	9.3%	8.9%
% of FP17s Relating to Free Repair or Replacements	1	336	0.3%	0.8%	0.7%
% of FP17s Relating to Continuations	0	336	0.0%	0.6%	0.7%
% of Patients satisfied with the dentistry they have received	1	1	N/A	92.6%	93.3%
% of Patients satisfied with the time they had to wait for an appointment	1	1	N/A	89.1%	88.0%

* This is based on patients treated on this contract for their most recent course of treatment. Figures in italics indicate the base number of FP17s or Patient Questionnaire responses are less than 100. N/A is shown where the base number of responses is less than 10 during the period. % is calculated as Quantity/Base number*100

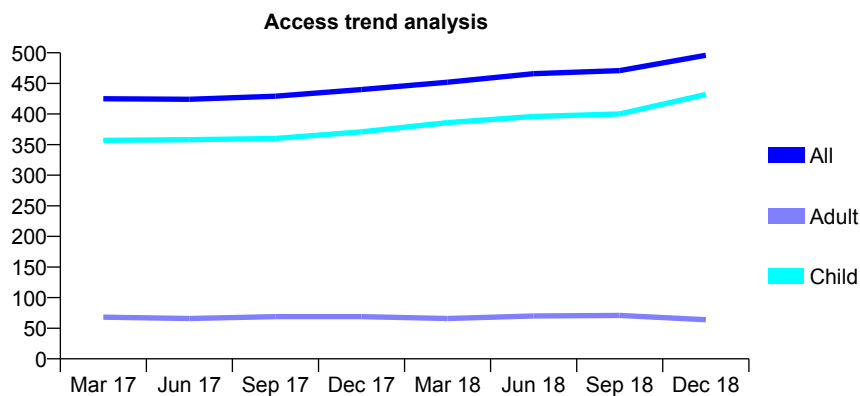
7A3 - Vital Signs At a Glance Contract Report for 653721/0001 - December 2018

Name or company name	MR CJ DAVISON
Contract type name	GDS Contract
Purpose of contract	General
Contract start date	01/04/2006
Contract end date	

18/19 Contracted general activity (UDA)	1,070
Carry forward general activity (UDA)	0
18/19 Contracted orthodontic activity (UOA)	0
Carry forward orthodontic activity (UOA)	0
Baseline contract value	£27,451.24

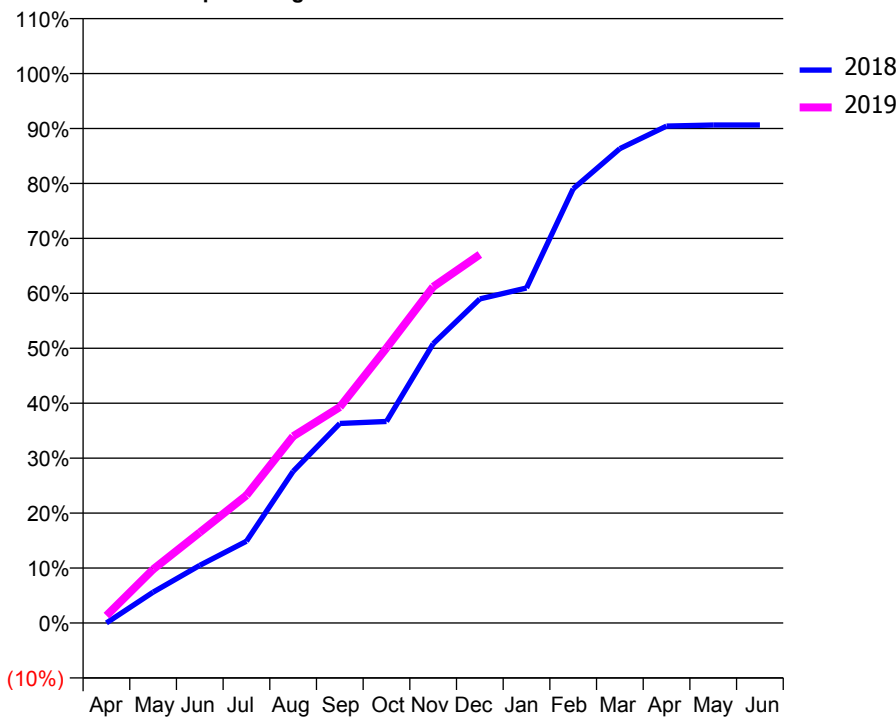
ACCESS*

Patients seen in 24 months	Total	Change since previous quarter
Quarter ending December 2017	440	
Quarter ending March 2018	452	↑
Quarter ending June 2018	466	↑
Quarter ending September 2018	471	→
Quarter ending December 2018	496	↑
Variance since December 2017	12.7%	↑



ACTIVITY

Cumulative percentage of contracted UDA delivered 2018 & 2019



Adjusted Scheduled Activity (UDA)

Month	2018	2019
April	0	14
May	60	104
June	112	176
July	159	249
August	295	364
September	389	421
October	393	536
November	544	655
December	631	718
January	652	
February	846	
March	924	
April	968	
May	970	
June	970	

QUALITY

	Quantity	Base Number	Contract	LHB	Wales
% of FP17s for the same patient ID Re-attending within 3 months - Children	37	580	6.4%	9.6%	10.9%
% of FP17s for the same patient ID Re-attending within 3 months - Adults	1	24	4.2%	14.1%	15.6%
% of FP17s for the same patient ID Re-attending between 3 & 9 months - Children	399	580	68.8%	55.6%	59.6%
% of FP17s for the same patient ID Re-attending between 3 & 9 months - Adults	19	24	79.2%	52.5%	55.6%
% of FP17s for Band 1 Urgent Courses	4	551	0.7%	9.3%	8.9%
% of FP17s Relating to Free Repair or Replacements	0	551	0.0%	0.8%	0.7%
% of FP17s Relating to Continuations	2	551	0.4%	0.6%	0.7%
% of Patients satisfied with the dentistry they have received	0	0	N/A	92.6%	93.3%
% of Patients satisfied with the time they had to wait for an appointment	0	0	N/A	89.1%	88.0%

* This is based on patients treated on this contract for their most recent course of treatment. Figures in italics indicate the base number of FP17s or Patient Questionnaire responses are less than 100. N/A is shown where the base number of responses is less than 10 during the period. % is calculated as Quantity/Base number*100

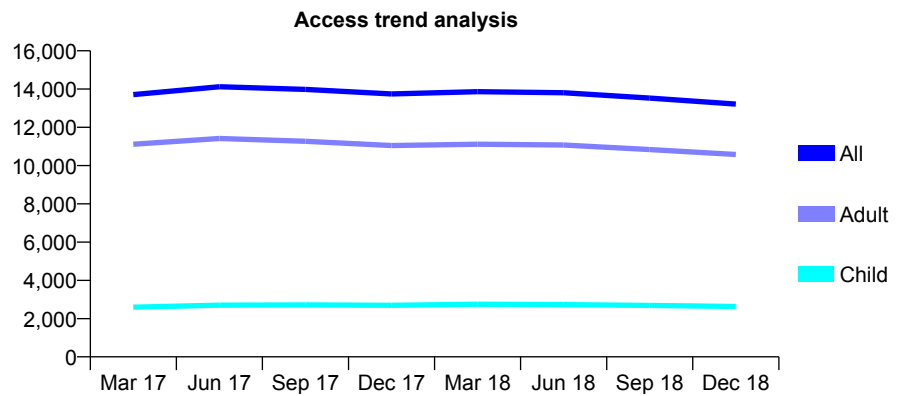
7A3 - Vital Signs At a Glance Contract Report for 682632/0002 - December 2018

Name or company name	Crescent Dental Ltd
Contract type name	GDS Contract
Purpose of contract	General
Contract start date	01/08/2008
Contract end date	

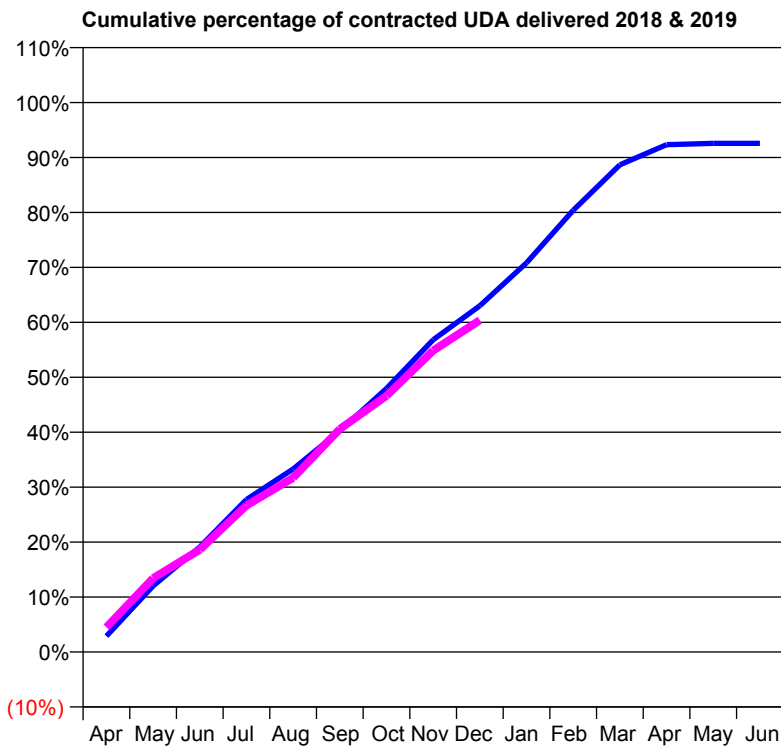
18/19 Contracted general activity (UDA)	40,703
Carry forward general activity (UDA)	0
18/19 Contracted orthodontic activity (UOA)	0
Carry forward orthodontic activity (UOA)	0
Baseline contract value	£1,043,696.91

ACCESS*

Patients seen in 24 months	Total	Change since previous quarter
Quarter ending December 2017	13,744	
Quarter ending March 2018	13,860	→
Quarter ending June 2018	13,808	→
Quarter ending September 2018	13,529	↓
Quarter ending December 2018	13,212	↓
Variance since December 2017	(3.9%)	↓



ACTIVITY



Month	Adjusted Scheduled Activity (UDA)	
	2018	2019
April	1,181	1,835
May	4,890	5,469
June	7,774	7,576
July	11,291	10,855
August	13,560	12,907
September	16,384	16,522
October	19,522	18,984
November	23,129	22,324
December	25,644	24,576
January	28,831	
February	32,718	
March	36,090	
April	37,576	
May	37,675	
June	37,676	

QUALITY

	Quantity	Base Number	Contract	LHB	Wales
% of FP17s for the same patient ID Re-attending within 3 months - Children	158	2,757	5.7%	9.6%	10.9%
% of FP17s for the same patient ID Re-attending within 3 months - Adults	1,586	11,978	13.2%	14.1%	15.6%
% of FP17s for the same patient ID Re-attending between 3 & 9 months - Children	1,650	2,757	59.8%	55.6%	59.6%
% of FP17s for the same patient ID Re-attending between 3 & 9 months - Adults	7,151	11,978	59.7%	52.5%	55.6%
% of FP17s for Band 1 Urgent Courses	1,217	13,262	9.2%	9.3%	8.9%
% of FP17s Relating to Free Repair or Replacements	186	13,262	1.4%	0.8%	0.7%
% of FP17s Relating to Continuations	70	13,262	0.5%	0.6%	0.7%
% of Patients satisfied with the dentistry they have received	25	31	80.6%	92.6%	93.3%
% of Patients satisfied with the time they had to wait for an appointment	26	31	83.9%	89.1%	88.0%

* This is based on patients treated on this contract for their most recent course of treatment. Figures in italics indicate the base number of FP17s or Patient Questionnaire responses are less than 100. N/A is shown where the base number of responses is less than 10 during the period. % is calculated as Quantity/Base number*100

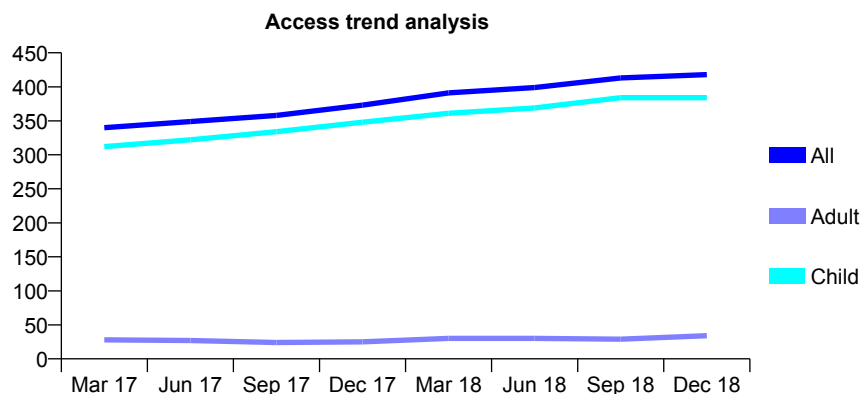
7A3 - Vital Signs At a Glance Contract Report for 724998/0001 - December 2018

Name or company name	MR AH BEAK
Contract type name	GDS Contract
Purpose of contract	General
Contract start date	01/04/2006
Contract end date	

18/19 Contracted general activity (UDA)	780
Carry forward general activity (UDA)	0
18/19 Contracted orthodontic activity (UOA)	0
Carry forward orthodontic activity (UOA)	0
Baseline contract value	£20,158.20

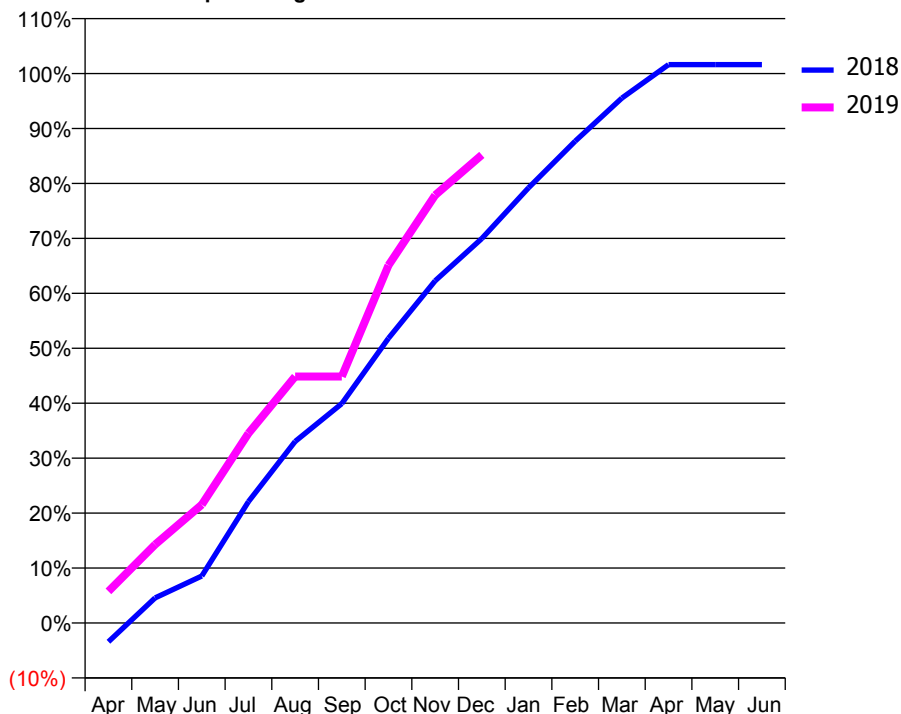
ACCESS*

Patients seen in 24 months	Total	Change since previous quarter
Quarter ending December 2017	373	
Quarter ending March 2018	391	↑
Quarter ending June 2018	399	↑
Quarter ending September 2018	413	↑
Quarter ending December 2018	418	→
Variance since December 2017	12.1%	↑



ACTIVITY

Cumulative percentage of contracted UDA delivered 2018 & 2019



Month	Adjusted Scheduled Activity (UDA)	
	2018	2019
April	-27	45
May	36	111
June	67	168
July	172	269
August	258	350
September	311	350
October	404	508
November	486	607
December	546	664
January	618	
February	684	
March	745	
April	793	
May	793	
June	793	

QUALITY

	Quantity	Base Number	Contract	LHB	Wales
% of FP17s for the same patient ID Re-attending within 3 months - Children	31	514	6.0%	9.6%	10.9%
% of FP17s for the same patient ID Re-attending within 3 months - Adults	0	1	0.0%	14.1%	15.6%
% of FP17s for the same patient ID Re-attending between 3 & 9 months - Children	347	514	67.5%	55.6%	59.6%
% of FP17s for the same patient ID Re-attending between 3 & 9 months - Adults	1	1	100.0%	52.5%	55.6%
% of FP17s for Band 1 Urgent Courses	22	478	4.6%	9.3%	8.9%
% of FP17s Relating to Free Repair or Replacements	0	478	0.0%	0.8%	0.7%
% of FP17s Relating to Continuations	6	478	1.3%	0.6%	0.7%
% of Patients satisfied with the dentistry they have received	0	0	N/A	92.6%	93.3%
% of Patients satisfied with the time they had to wait for an appointment	0	0	N/A	89.1%	88.0%

* This is based on patients treated on this contract for their most recent course of treatment. Figures in italics indicate the base number of FP17s or Patient Questionnaire responses are less than 100. N/A is shown where the base number of responses is less than 10 during the period. % is calculated as Quantity/Base number*100

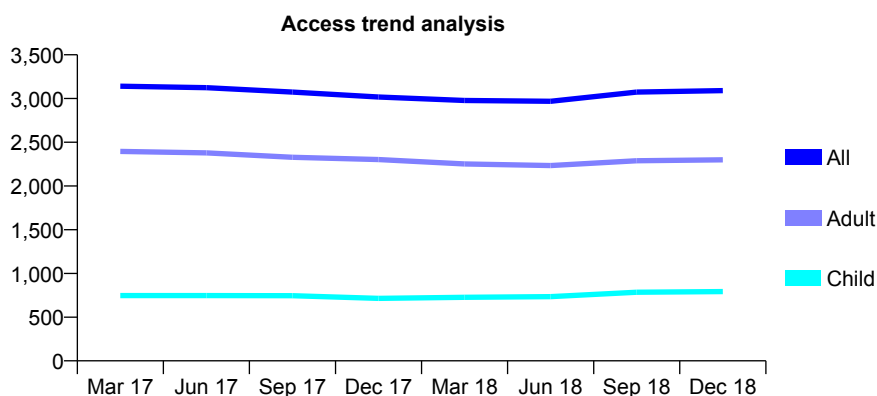
7A3 - Vital Signs At a Glance Contract Report for 725390/0001 - December 2018

Name or company name	R Kadenhe
Contract type name	Pilot Contract
Purpose of contract	General
Contract start date	01/04/2006
Contract end date	

18/19 Contracted general activity (UDA)	11,888
Carry forward general activity (UDA)	474
18/19 Contracted orthodontic activity (UOA)	0
Carry forward orthodontic activity (UOA)	0
Baseline contract value	£304,817.69

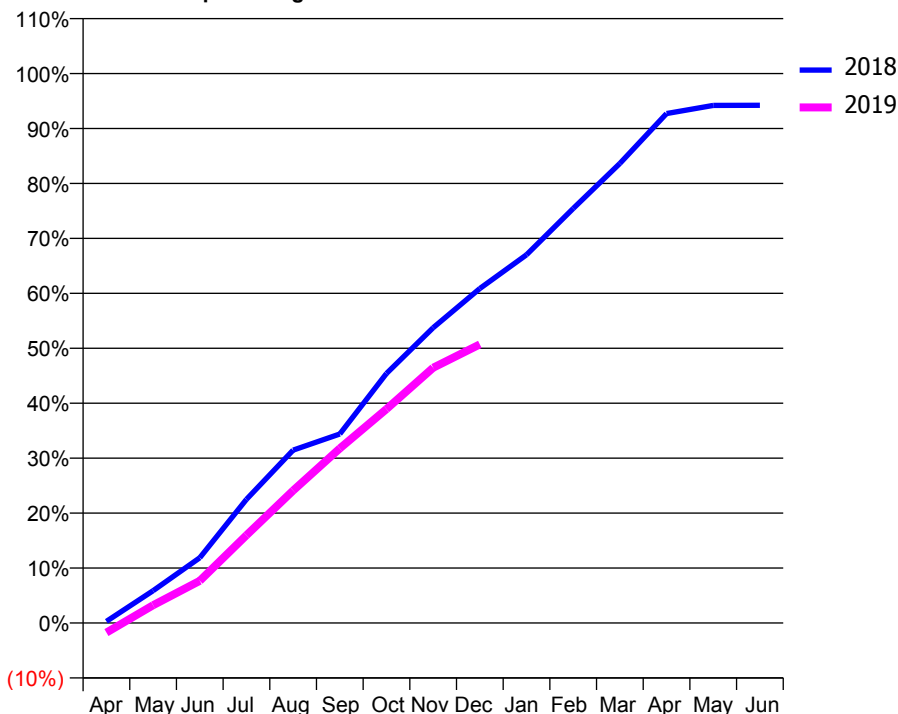
ACCESS*

Patients seen in 24 months	Total	Change since previous quarter
Quarter ending December 2017	3,017	
Quarter ending March 2018	2,978	↓
Quarter ending June 2018	2,968	→
Quarter ending September 2018	3,073	↑
Quarter ending December 2018	3,091	→
Variance since December 2017	2.5%	↑



ACTIVITY

Cumulative percentage of contracted UDA delivered 2018 & 2019



Month	Adjusted Scheduled Activity (UDA)	
	2018	2019
April	29	-210
May	566	386
June	1,141	913
July	2,160	1,901
August	3,020	2,865
September	3,302	3,779
October	4,361	4,628
November	5,160	5,524
December	5,843	6,029
January	6,433	
February	7,242	
March	8,030	
April	8,901	
May	9,042	
June	9,046	

QUALITY

	Quantity	Base Number	Contract	LHB	Wales
% of FP17s for the same patient ID Re-attending within 3 months - Children	40	703	5.7%	9.6%	10.9%
% of FP17s for the same patient ID Re-attending within 3 months - Adults	399	2,346	17.0%	14.1%	15.6%
% of FP17s for the same patient ID Re-attending between 3 & 9 months - Children	261	703	37.1%	55.6%	59.6%
% of FP17s for the same patient ID Re-attending between 3 & 9 months - Adults	925	2,346	39.4%	52.5%	55.6%
% of FP17s for Band 1 Urgent Courses	199	2,788	7.1%	9.3%	8.9%
% of FP17s Relating to Free Repair or Replacements	25	2,788	0.9%	0.8%	0.7%
% of FP17s Relating to Continuations	25	2,788	0.9%	0.6%	0.7%
% of Patients satisfied with the dentistry they have received	8	10	80.0%	92.6%	93.3%
% of Patients satisfied with the time they had to wait for an appointment	8	10	80.0%	89.1%	88.0%

* This is based on patients treated on this contract for their most recent course of treatment. Figures in italics indicate the base number of FP17s or Patient Questionnaire responses are less than 100. N/A is shown where the base number of responses is less than 10 during the period. % is calculated as Quantity/Base number*100

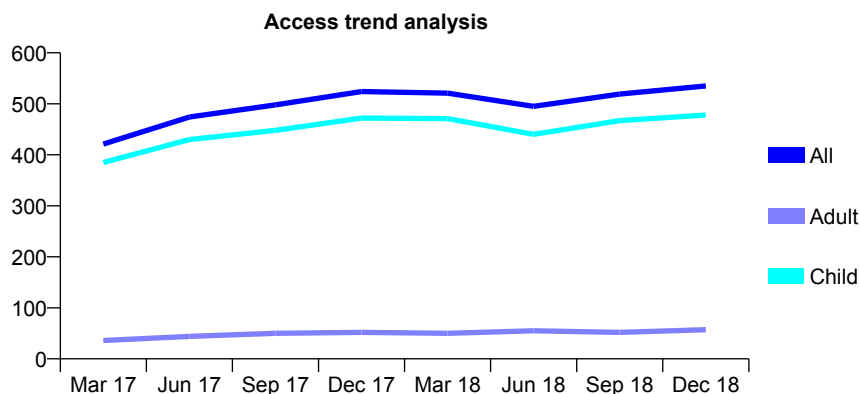
7A3 - Vital Signs At a Glance Contract Report for 737100/0001 - December 2018

Name or company name	MISS NL YOUNG
Contract type name	GDS Contract
Purpose of contract	General
Contract start date	01/04/2006
Contract end date	

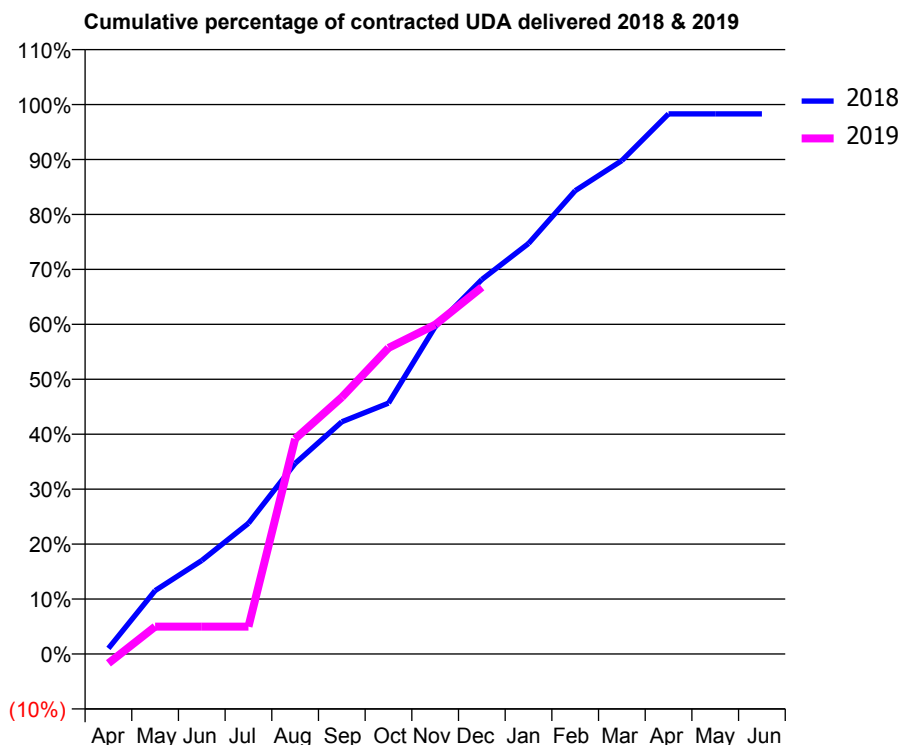
18/19 Contracted general activity (UDA)	1,862
Carry forward general activity (UDA)	32
18/19 Contracted orthodontic activity (UOA)	0
Carry forward orthodontic activity (UOA)	0
Baseline contract value	£43,742.23

ACCESS*

Patients seen in 24 months	Total	Change since previous quarter
Quarter ending December 2017	524	
Quarter ending March 2018	521	→
Quarter ending June 2018	495	↓
Quarter ending September 2018	519	↑
Quarter ending December 2018	535	↑
Variance since December 2017	2.1%	↑



ACTIVITY



Month	Adjusted Scheduled Activity (UDA)	
	2018	2019
April	19	-32
May	215	93
June	317	93
July	443	93
August	646	729
September	787	870
October	850	1,037
November	1,109	1,116
December	1,269	1,243
January	1,391	
February	1,570	
March	1,672	
April	1,830	
May	1,830	
June	1,830	

QUALITY

	Quantity	Base Number	Contract	LHB	Wales
% of FP17s for the same patient ID Re-attending within 3 months - Children	164	843	19.5%	9.6%	10.9%
% of FP17s for the same patient ID Re-attending within 3 months - Adults	7	22	31.8%	14.1%	15.6%
% of FP17s for the same patient ID Re-attending between 3 & 9 months - Children	537	843	63.7%	55.6%	59.6%
% of FP17s for the same patient ID Re-attending between 3 & 9 months - Adults	12	22	54.5%	52.5%	55.6%
% of FP17s for Band 1 Urgent Courses	0	776	0.0%	9.3%	8.9%
% of FP17s Relating to Free Repair or Replacements	0	776	0.0%	0.8%	0.7%
% of FP17s Relating to Continuations	0	776	0.0%	0.6%	0.7%
% of Patients satisfied with the dentistry they have received	1	1	N/A	92.6%	93.3%
% of Patients satisfied with the time they had to wait for an appointment	1	1	N/A	89.1%	88.0%

* This is based on patients treated on this contract for their most recent course of treatment. Figures in italics indicate the base number of FP17s or Patient Questionnaire responses are less than 100. N/A is shown where the base number of responses is less than 10 during the period. % is calculated as Quantity/Base number*100

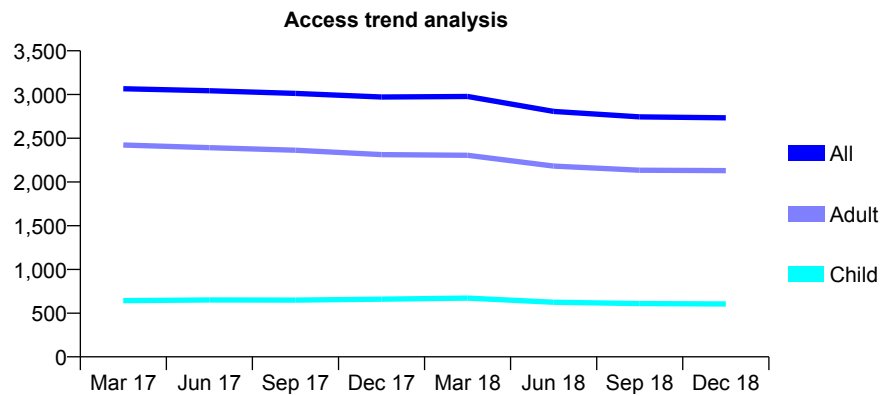
7A3 - Vital Signs At a Glance Contract Report for 746339/0001 - December 2018

Name or company name	MISS CE MEEK
Contract type name	GDS Contract
Purpose of contract	General
Contract start date	01/04/2006
Contract end date	

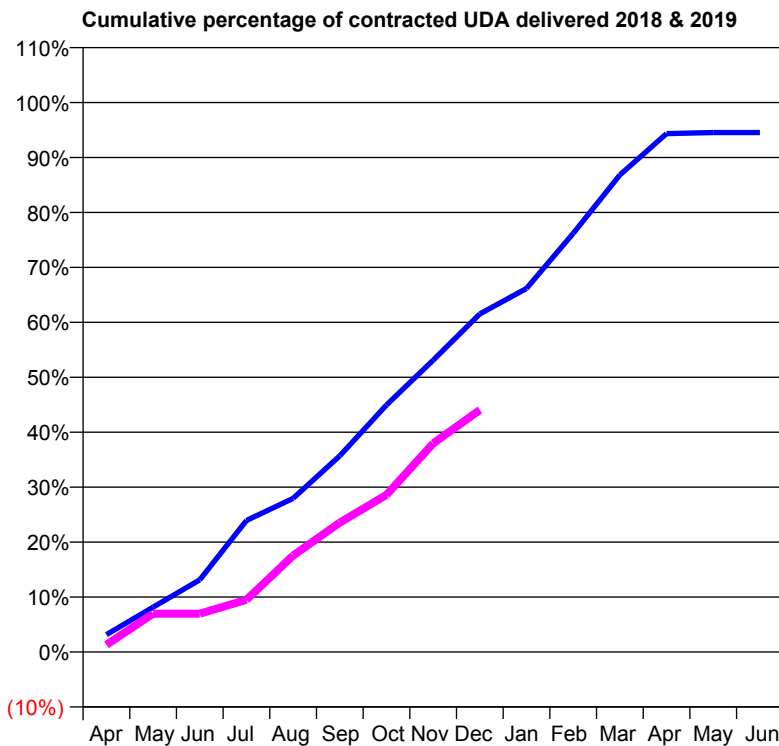
18/19 Contracted general activity (UDA)	6,583
Carry forward general activity (UDA)	0
18/19 Contracted orthodontic activity (UOA)	0
Carry forward orthodontic activity (UOA)	0
Baseline contract value	£172,719.36

ACCESS*

Patients seen in 24 months	Total	Change since previous quarter
Quarter ending December 2017	2,972	
Quarter ending March 2018	2,977	→
Quarter ending June 2018	2,807	↓
Quarter ending September 2018	2,745	↓
Quarter ending December 2018	2,734	→
Variance since December 2017	(8.0%)	↓



ACTIVITY



Month	Adjusted Scheduled Activity (UDA)	
	2018	2019
April	239	86
May	619	459
June	997	459
July	1,816	626
August	2,121	1,155
September	2,708	1,551
October	3,410	1,883
November	4,028	2,500
December	4,666	2,901
January	5,018	
February	5,777	
March	6,583	
April	7,153	
May	7,168	
June	7,168	

QUALITY

	Quantity	Base Number	Contract	LHB	Wales
% of FP17s for the same patient ID Re-attending within 3 months - Children	14	441	3.2%	9.6%	10.9%
% of FP17s for the same patient ID Re-attending within 3 months - Adults	106	1,518	7.0%	14.1%	15.6%
% of FP17s for the same patient ID Re-attending between 3 & 9 months - Children	203	441	46.0%	55.6%	59.6%
% of FP17s for the same patient ID Re-attending between 3 & 9 months - Adults	596	1,518	39.3%	52.5%	55.6%
% of FP17s for Band 1 Urgent Courses	91	1,679	5.4%	9.3%	8.9%
% of FP17s Relating to Free Repair or Replacements	18	1,679	1.1%	0.8%	0.7%
% of FP17s Relating to Continuations	9	1,679	0.5%	0.6%	0.7%
% of Patients satisfied with the dentistry they have received	9	10	90.0%	92.6%	93.3%
% of Patients satisfied with the time they had to wait for an appointment	10	10	100.0%	89.1%	88.0%

* This is based on patients treated on this contract for their most recent course of treatment. Figures in italics indicate the base number of FP17s or Patient Questionnaire responses are less than 100. N/A is shown where the base number of responses is less than 10 during the period. % is calculated as Quantity/Base number*100

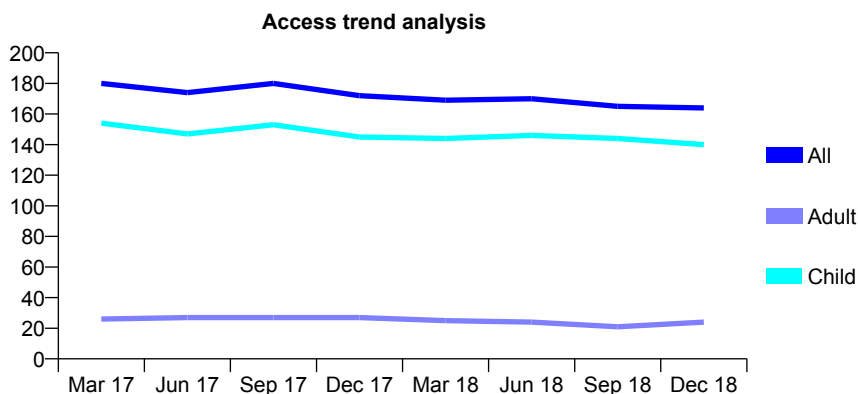
7A3 - Vital Signs At a Glance Contract Report for 760935/0001 - December 2018

Name or company name	MISS RL GRONOW
Contract type name	GDS Contract
Purpose of contract	General
Contract start date	01/04/2006
Contract end date	

18/19 Contracted general activity (UDA)	368
Carry forward general activity (UDA)	0
18/19 Contracted orthodontic activity (UOA)	0
Carry forward orthodontic activity (UOA)	0
Baseline contract value	£9,935.80

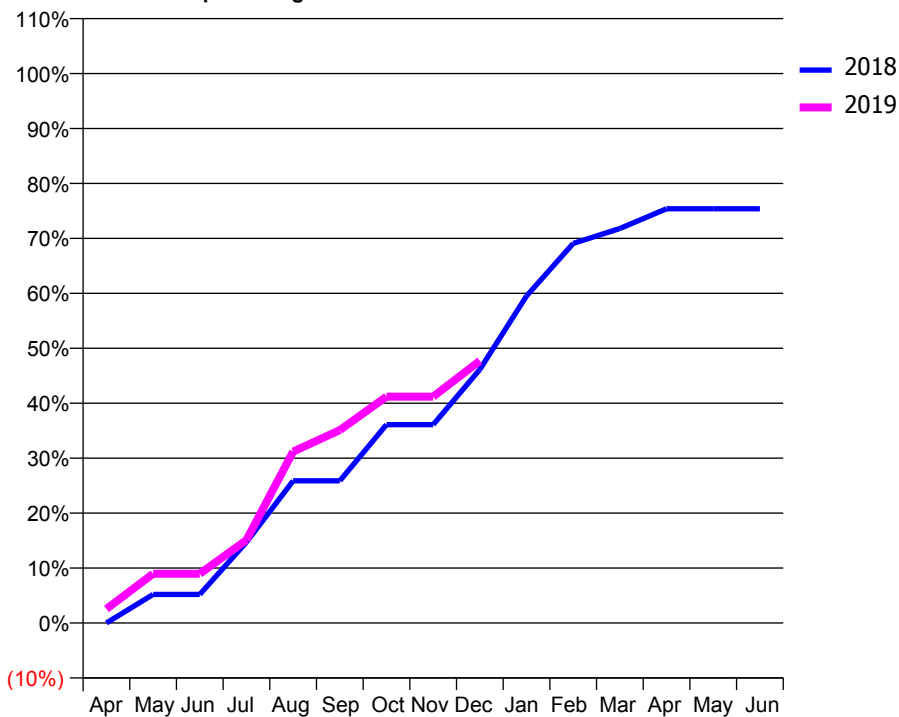
ACCESS*

Patients seen in 24 months	Total	Change since previous quarter
Quarter ending December 2017	172	
Quarter ending March 2018	169	↓
Quarter ending June 2018	170	→
Quarter ending September 2018	165	↓
Quarter ending December 2018	164	→
Variance since December 2017	(4.7%)	↓



ACTIVITY

Cumulative percentage of contracted UDA delivered 2018 & 2019



Month	Adjusted Scheduled Activity (UDA)	
	2018	2019
April	0	9
May	19	33
June	19	33
July	54	56
August	95	115
September	95	129
October	133	152
November	133	152
December	170	176
January	219	
February	254	
March	264	
April	277	
May	277	
June	277	

QUALITY

	Quantity	Base Number	Contract	LHB	Wales
% of FP17s for the same patient ID Re-attending within 3 months - Children	9	128	7.0%	9.6%	10.9%
% of FP17s for the same patient ID Re-attending within 3 months - Adults	3	11	27.3%	14.1%	15.6%
% of FP17s for the same patient ID Re-attending between 3 & 9 months - Children	63	128	49.2%	55.6%	59.6%
% of FP17s for the same patient ID Re-attending between 3 & 9 months - Adults	6	11	54.5%	52.5%	55.6%
% of FP17s for Band 1 Urgent Courses	13	128	10.2%	9.3%	8.9%
% of FP17s Relating to Free Repair or Replacements	0	128	0.0%	0.8%	0.7%
% of FP17s Relating to Continuations	1	128	0.8%	0.6%	0.7%
% of Patients satisfied with the dentistry they have received	0	0	N/A	92.6%	93.3%
% of Patients satisfied with the time they had to wait for an appointment	0	0	N/A	89.1%	88.0%

* This is based on patients treated on this contract for their most recent course of treatment. Figures in italics indicate the base number of FP17s or Patient Questionnaire responses are less than 100. N/A is shown where the base number of responses is less than 10 during the period. % is calculated as Quantity/Base number*100

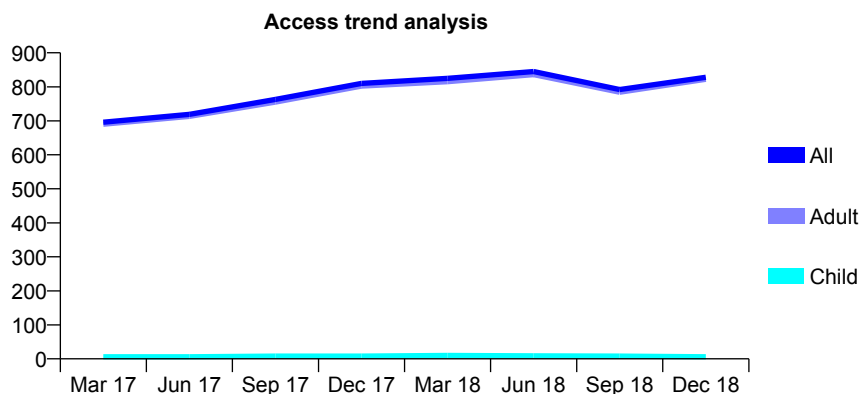
7A3 - Vital Signs At a Glance Contract Report for 766348/0002 - December 2018

Name or company name	MISS R JONES
Contract type name	PDS Contract
Purpose of contract	General
Contract start date	01/04/2008
Contract end date	31/03/2020

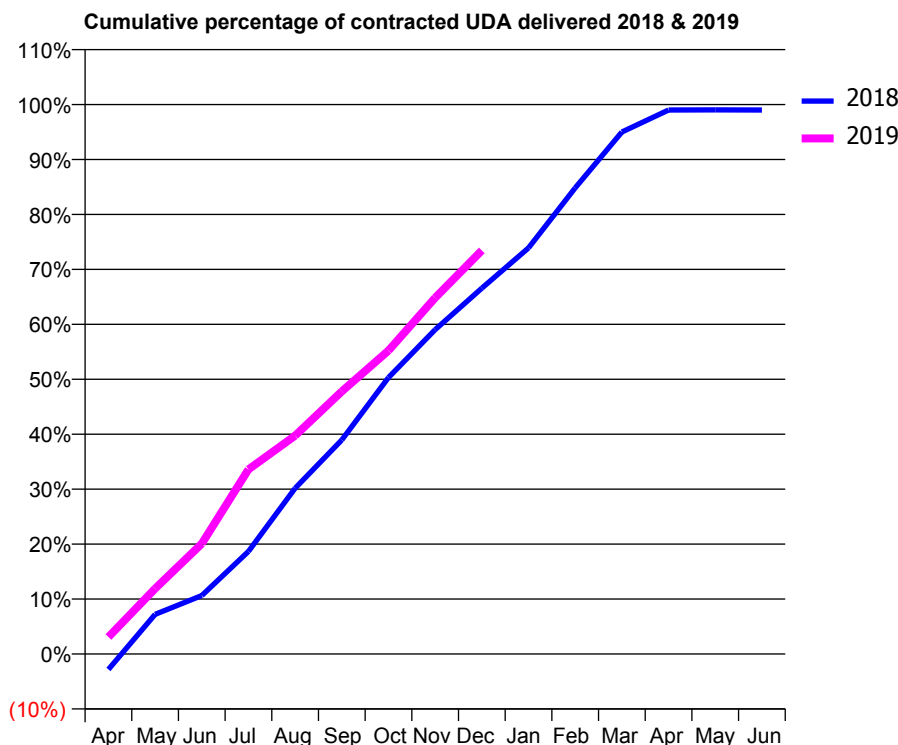
18/19 Contracted general activity (UDA)	2,854
Carry forward general activity (UDA)	29
18/19 Contracted orthodontic activity (UOA)	0
Carry forward orthodontic activity (UOA)	0
Baseline contract value	£169,140.52

ACCESS*

Patients seen in 24 months	Total	Change since previous quarter
Quarter ending December 2017	810	
Quarter ending March 2018	825	→
Quarter ending June 2018	845	↑
Quarter ending September 2018	792	↓
Quarter ending December 2018	828	↑
Variance since December 2017	2.2%	↑



ACTIVITY



Month	Adjusted Scheduled Activity (UDA)	
	2018	2019
April	-81	88
May	206	340
June	304	573
July	533	959
August	861	1,134
September	1,112	1,364
October	1,436	1,576
November	1,685	1,850
December	1,900	2,096
January	2,109	
February	2,421	
March	2,711	
April	2,825	
May	2,826	
June	2,825	

QUALITY

	Quantity	Base Number	Contract	LHB	Wales
% of FP17s for the same patient ID Re-attending within 3 months - Children	0	6	0.0%	9.6%	10.9%
% of FP17s for the same patient ID Re-attending within 3 months - Adults	34	800	4.3%	14.1%	15.6%
% of FP17s for the same patient ID Re-attending between 3 & 9 months - Children	0	6	0.0%	55.6%	59.6%
% of FP17s for the same patient ID Re-attending between 3 & 9 months - Adults	5	800	0.6%	52.5%	55.6%
% of FP17s for Band 1 Urgent Courses	0	766	0.0%	9.3%	8.9%
% of FP17s Relating to Free Repair or Replacements	0	766	0.0%	0.8%	0.7%
% of FP17s Relating to Continuations	0	766	0.0%	0.6%	0.7%
% of Patients satisfied with the dentistry they have received	0	0	N/A	92.6%	93.3%
% of Patients satisfied with the time they had to wait for an appointment	0	0	N/A	89.1%	88.0%

* This is based on patients treated on this contract for their most recent course of treatment. Figures in italics indicate the base number of FP17s or Patient Questionnaire responses are less than 100. N/A is shown where the base number of responses is less than 10 during the period. % is calculated as Quantity/Base number*100

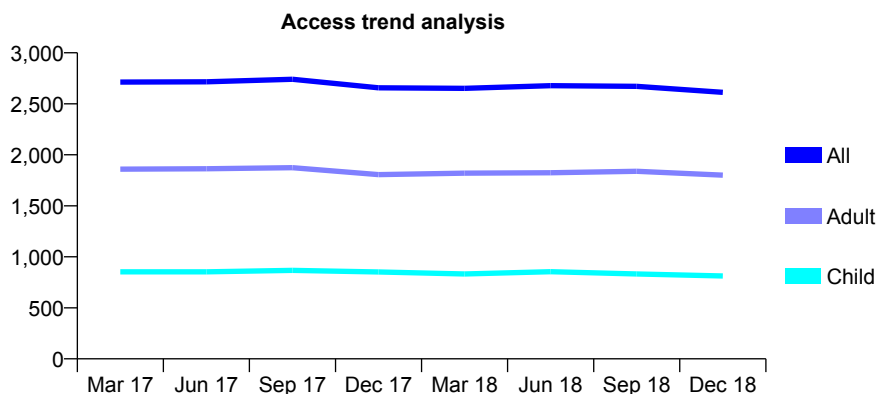
7A3 - Vital Signs At a Glance Contract Report for 780553/0001 - December 2018

Name or company name	MR B JONES
Contract type name	GDS Contract
Purpose of contract	General
Contract start date	01/07/2012
Contract end date	

18/19 Contracted general activity (UDA)	7,220
Carry forward general activity (UDA)	62
18/19 Contracted orthodontic activity (UOA)	0
Carry forward orthodontic activity (UOA)	0
Baseline contract value	£185,368.49

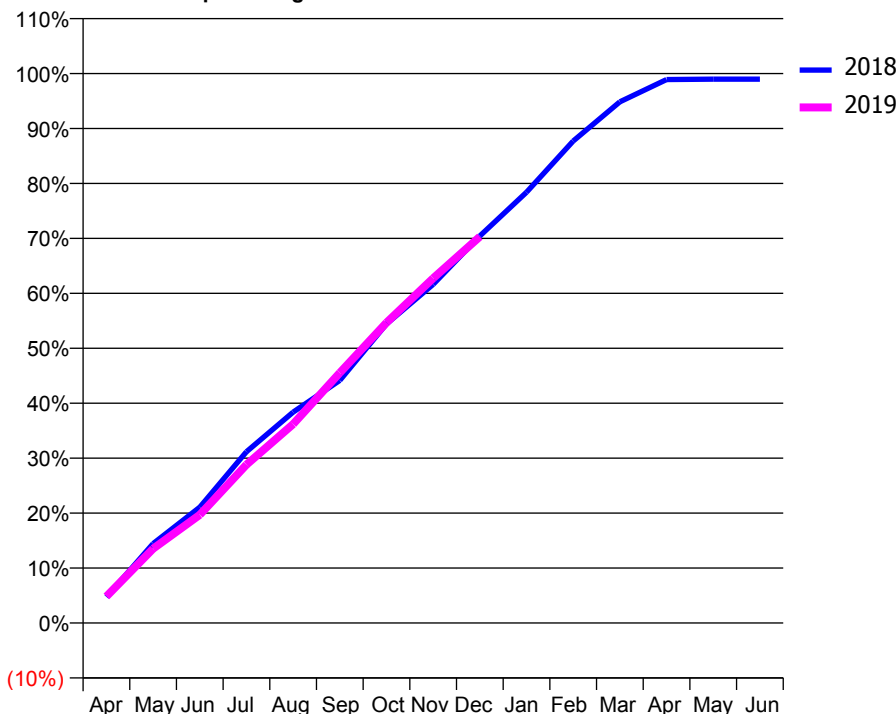
ACCESS*

Patients seen in 24 months	Total	Change since previous quarter
Quarter ending December 2017	2,657	
Quarter ending March 2018	2,652	→
Quarter ending June 2018	2,678	→
Quarter ending September 2018	2,671	→
Quarter ending December 2018	2,613	↓
Variance since December 2017	(1.7%)	↓



ACTIVITY

Cumulative percentage of contracted UDA delivered 2018 & 2019



Adjusted Scheduled Activity (UDA)

Month	2018	2019
April	342	350
May	1,043	977
June	1,522	1,422
July	2,251	2,081
August	2,770	2,613
September	3,189	3,288
October	3,929	3,946
November	4,449	4,530
December	5,085	5,077
January	5,660	
February	6,333	
March	6,847	
April	7,141	
May	7,146	
June	7,146	

QUALITY

	Quantity	Base Number	Contract	LHB	Wales
% of FP17s for the same patient ID Re-attending within 3 months - Children	47	967	4.9%	9.6%	10.9%
% of FP17s for the same patient ID Re-attending within 3 months - Adults	185	2,063	9.0%	14.1%	15.6%
% of FP17s for the same patient ID Re-attending between 3 & 9 months - Children	477	967	49.3%	55.6%	59.6%
% of FP17s for the same patient ID Re-attending between 3 & 9 months - Adults	925	2,063	44.8%	52.5%	55.6%
% of FP17s for Band 1 Urgent Courses	167	2,863	5.8%	9.3%	8.9%
% of FP17s Relating to Free Repair or Replacements	22	2,863	0.8%	0.8%	0.7%
% of FP17s Relating to Continuations	20	2,863	0.7%	0.6%	0.7%
% of Patients satisfied with the dentistry they have received	5	5	N/A	92.6%	93.3%
% of Patients satisfied with the time they had to wait for an appointment	5	5	N/A	89.1%	88.0%

* This is based on patients treated on this contract for their most recent course of treatment. Figures in italics indicate the base number of FP17s or Patient Questionnaire responses are less than 100. N/A is shown where the base number of responses is less than 10 during the period. % is calculated as Quantity/Base number*100

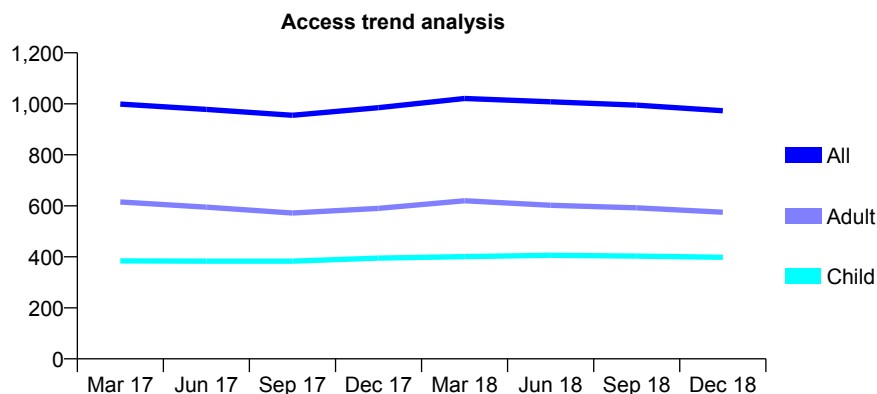
7A3 - Vital Signs At a Glance Contract Report for 792365/0001 - December 2018

Name or company name	MR JA RICE
Contract type name	GDS Contract
Purpose of contract	General
Contract start date	01/10/2011
Contract end date	

18/19 Contracted general activity (UDA)	2,724
Carry forward general activity (UDA)	26
18/19 Contracted orthodontic activity (UOA)	0
Carry forward orthodontic activity (UOA)	0
Baseline contract value	£63,564.16

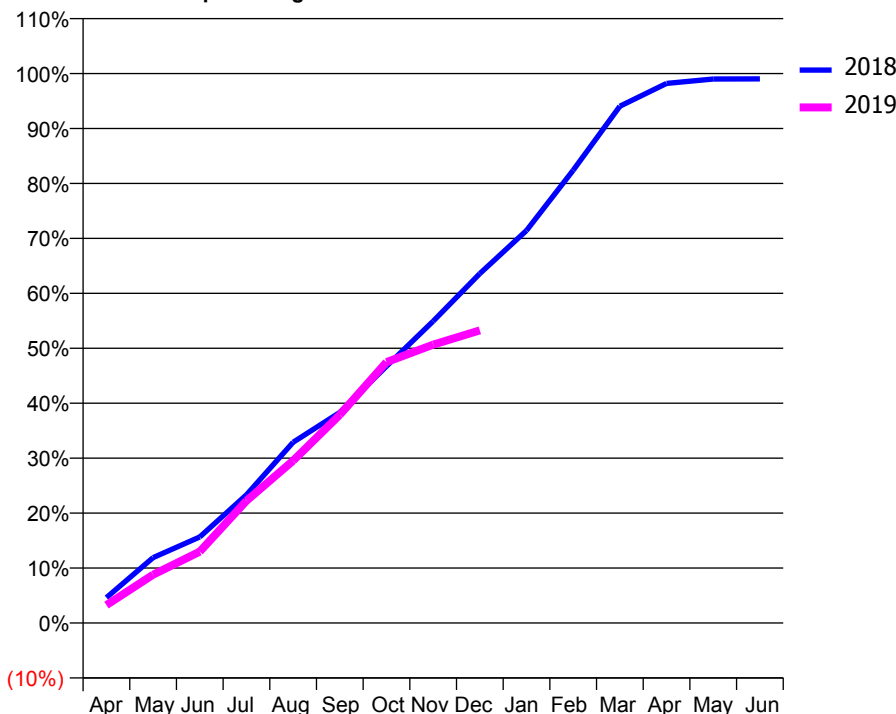
ACCESS*

Patients seen in 24 months	Total	Change since previous quarter
Quarter ending December 2017	985	
Quarter ending March 2018	1,021	↑
Quarter ending June 2018	1,008	↓
Quarter ending September 2018	995	↓
Quarter ending December 2018	973	↓
Variance since December 2017	(1.2%)	↓



ACTIVITY

Cumulative percentage of contracted UDA delivered 2018 & 2019



Month	Adjusted Scheduled Activity (UDA)	
	2018	2019
April	126	89
May	324	240
June	427	354
July	635	606
August	896	805
September	1,044	1,032
October	1,273	1,294
November	1,496	1,380
December	1,732	1,450
January	1,946	
February	2,245	
March	2,562	
April	2,675	
May	2,697	
June	2,698	

QUALITY

	Quantity	Base Number	Contract	LHB	Wales
% of FP17s for the same patient ID Re-attending within 3 months - Children	23	372	6.2%	9.6%	10.9%
% of FP17s for the same patient ID Re-attending within 3 months - Adults	65	512	12.7%	14.1%	15.6%
% of FP17s for the same patient ID Re-attending between 3 & 9 months - Children	189	372	50.8%	55.6%	59.6%
% of FP17s for the same patient ID Re-attending between 3 & 9 months - Adults	246	512	48.0%	52.5%	55.6%
% of FP17s for Band 1 Urgent Courses	87	832	10.5%	9.3%	8.9%
% of FP17s Relating to Free Repair or Replacements	0	832	0.0%	0.8%	0.7%
% of FP17s Relating to Continuations	2	832	0.2%	0.6%	0.7%
% of Patients satisfied with the dentistry they have received	1	1	N/A	92.6%	93.3%
% of Patients satisfied with the time they had to wait for an appointment	1	1	N/A	89.1%	88.0%

* This is based on patients treated on this contract for their most recent course of treatment. Figures in italics indicate the base number of FP17s or Patient Questionnaire responses are less than 100. N/A is shown where the base number of responses is less than 10 during the period. % is calculated as Quantity/Base number*100

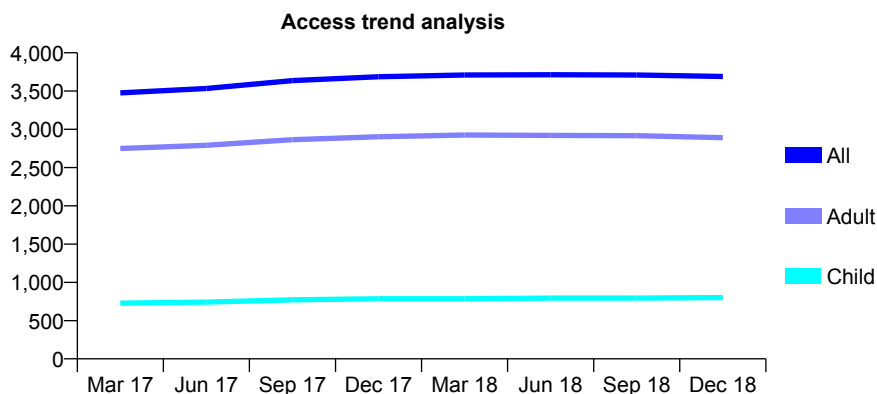
7A3 - Vital Signs At a Glance Contract Report for 810002/0001 - December 2018

Name or company name	MR DJ FLEMING
Contract type name	GDS Contract
Purpose of contract	General
Contract start date	01/04/2006
Contract end date	

18/19 Contracted general activity (UDA)	12,581
Carry forward general activity (UDA)	0
18/19 Contracted orthodontic activity (UOA)	0
Carry forward orthodontic activity (UOA)	0
Baseline contract value	£310,212.72

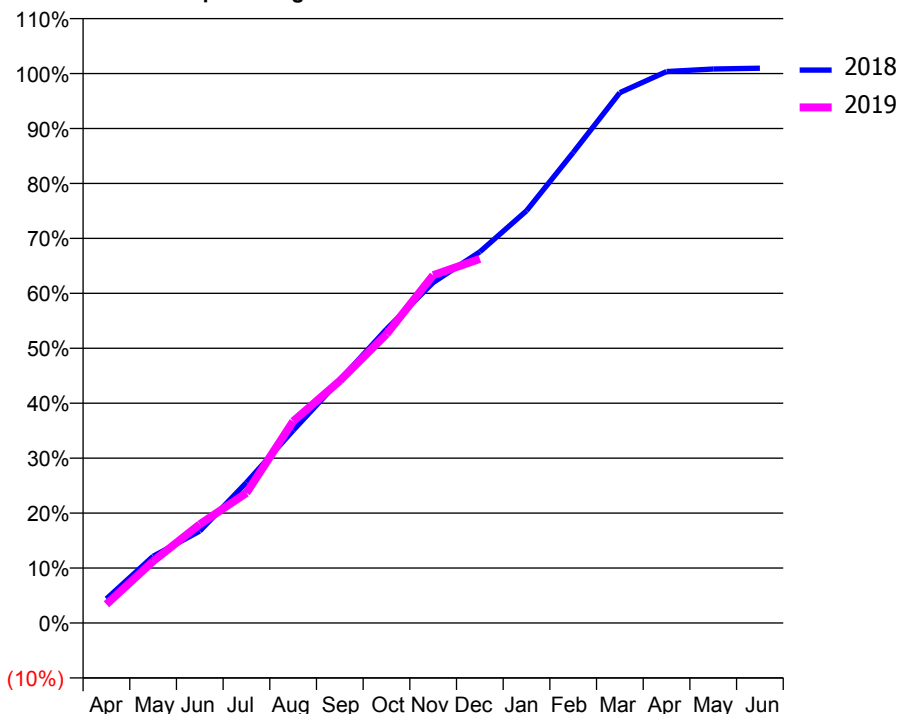
ACCESS*

Patients seen in 24 months	Total	Change since previous quarter
Quarter ending December 2017	3,688	
Quarter ending March 2018	3,710	→
Quarter ending June 2018	3,714	→
Quarter ending September 2018	3,710	→
Quarter ending December 2018	3,691	→
Variance since December 2017	0.1%	→



ACTIVITY

Cumulative percentage of contracted UDA delivered 2018 & 2019



Month	Adjusted Scheduled Activity (UDA)	
	2018	2019
April	553	430
May	1,527	1,416
June	2,104	2,261
July	3,218	2,978
August	4,409	4,616
September	5,560	5,546
October	6,727	6,615
November	7,796	7,964
December	8,499	8,335
January	9,437	
February	10,771	
March	12,142	
April	12,625	
May	12,683	
June	12,703	

QUALITY

	Quantity	Base Number	Contract	LHB	Wales
% of FP17s for the same patient ID Re-attending within 3 months - Children	66	904	7.3%	9.6%	10.9%
% of FP17s for the same patient ID Re-attending within 3 months - Adults	507	3,212	15.8%	14.1%	15.6%
% of FP17s for the same patient ID Re-attending between 3 & 9 months - Children	529	904	58.5%	55.6%	59.6%
% of FP17s for the same patient ID Re-attending between 3 & 9 months - Adults	1,706	3,212	53.1%	52.5%	55.6%
% of FP17s for Band 1 Urgent Courses	466	3,903	11.9%	9.3%	8.9%
% of FP17s Relating to Free Repair or Replacements	29	3,903	0.7%	0.8%	0.7%
% of FP17s Relating to Continuations	6	3,903	0.2%	0.6%	0.7%
% of Patients satisfied with the dentistry they have received	5	6	N/A	92.6%	93.3%
% of Patients satisfied with the time they had to wait for an appointment	5	6	N/A	89.1%	88.0%

* This is based on patients treated on this contract for their most recent course of treatment. Figures in italics indicate the base number of FP17s or Patient Questionnaire responses are less than 100. N/A is shown where the base number of responses is less than 10 during the period. % is calculated as Quantity/Base number*100

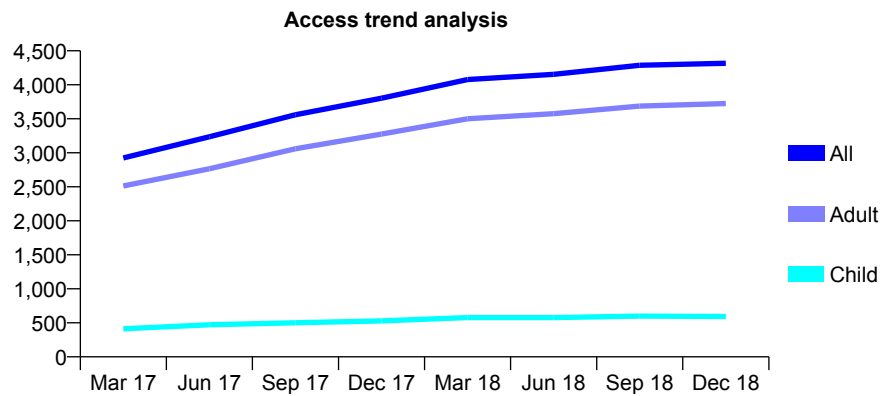
7A3 - Vital Signs At a Glance Contract Report for 810029/0001 - December 2018

Name or company name	Dr N Patel, Dr J Rai and Dr N Kernahan
Contract type name	GDS Contract
Purpose of contract	General
Contract start date	01/04/2006
Contract end date	

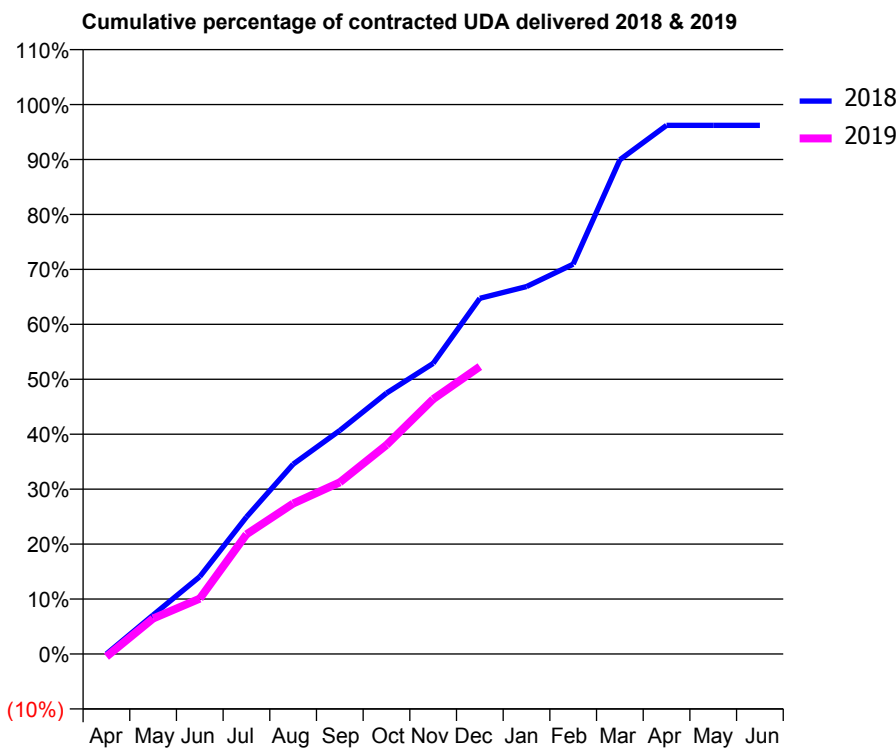
18/19 Contracted general activity (UDA)	13,136
Carry forward general activity (UDA)	82
18/19 Contracted orthodontic activity (UOA)	0
Carry forward orthodontic activity (UOA)	0
Baseline contract value	£348,721.18

ACCESS*

Patients seen in 24 months	Total	Change since previous quarter
Quarter ending December 2017	3,803	
Quarter ending March 2018	4,077	↑
Quarter ending June 2018	4,153	→
Quarter ending September 2018	4,287	↑
Quarter ending December 2018	4,317	→
Variance since December 2017	13.5%	↑



ACTIVITY



Month	Adjusted Scheduled Activity (UDA)	
	2018	2019
April	0	-64
May	730	849
June	1,450	1,326
July	2,563	2,860
August	3,553	3,596
September	4,183	4,104
October	4,882	4,998
November	5,440	6,095
December	6,657	6,872
January	6,877	
February	7,296	
March	9,250	
April	9,894	
May	9,894	
June	9,894	

QUALITY

	Quantity	Base Number	Contract	LHB	Wales
% of FP17s for the same patient ID Re-attending within 3 months - Children	23	509	4.5%	9.6%	10.9%
% of FP17s for the same patient ID Re-attending within 3 months - Adults	461	3,635	12.7%	14.1%	15.6%
% of FP17s for the same patient ID Re-attending between 3 & 9 months - Children	242	509	47.5%	55.6%	59.6%
% of FP17s for the same patient ID Re-attending between 3 & 9 months - Adults	1,835	3,635	50.5%	52.5%	55.6%
% of FP17s for Band 1 Urgent Courses	341	3,843	8.9%	9.3%	8.9%
% of FP17s Relating to Free Repair or Replacements	27	3,843	0.7%	0.8%	0.7%
% of FP17s Relating to Continuations	32	3,843	0.8%	0.6%	0.7%
% of Patients satisfied with the dentistry they have received	11	11	100.0%	92.6%	93.3%
% of Patients satisfied with the time they had to wait for an appointment	10	11	90.9%	89.1%	88.0%

* This is based on patients treated on this contract for their most recent course of treatment. Figures in italics indicate the base number of FP17s or Patient Questionnaire responses are less than 100. N/A is shown where the base number of responses is less than 10 during the period. % is calculated as Quantity/Base number*100

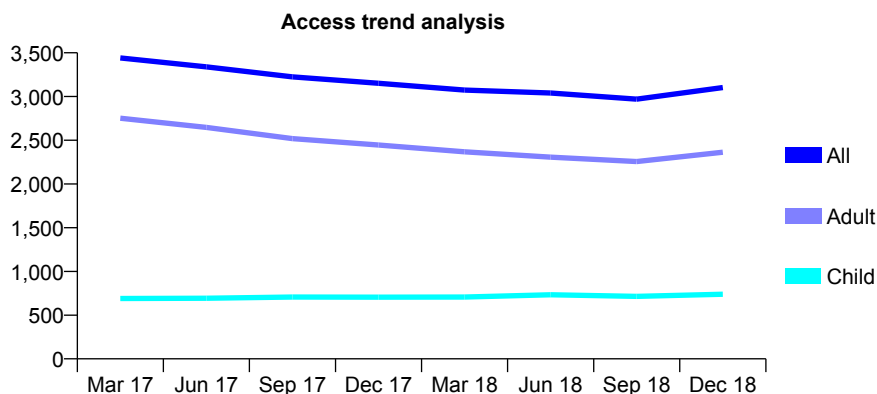
7A3 - Vital Signs At a Glance Contract Report for 812129/0001 - December 2018

Name or company name	MR SD JENKINS
Contract type name	GDS Contract
Purpose of contract	General
Contract start date	01/04/2006
Contract end date	

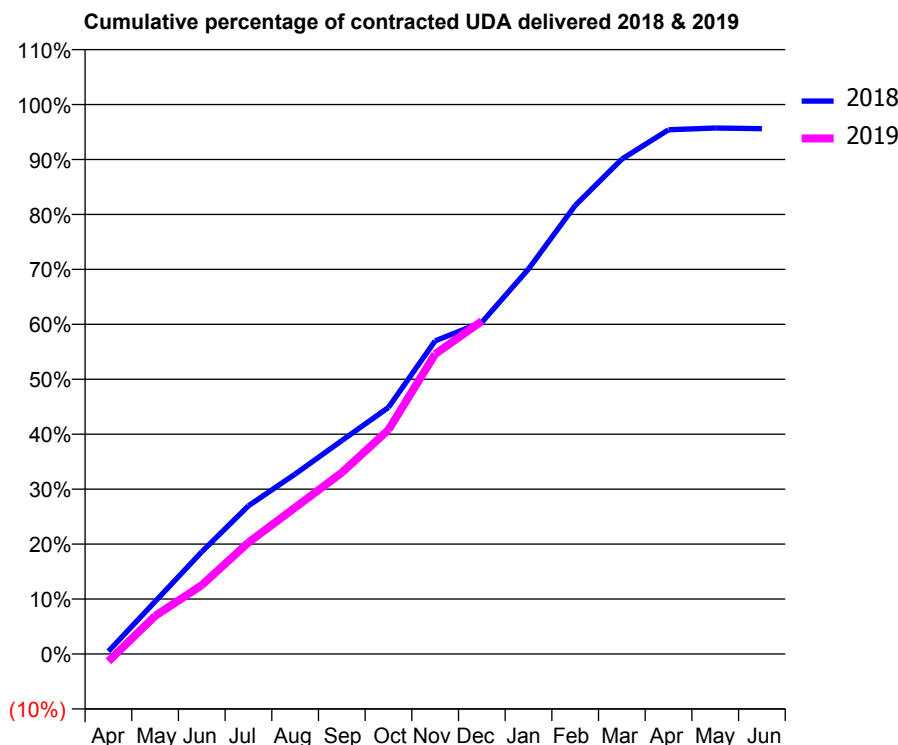
18/19 Contracted general activity (UDA)	14,511
Carry forward general activity (UDA)	638
18/19 Contracted orthodontic activity (UOA)	0
Carry forward orthodontic activity (UOA)	0
Baseline contract value	£372,253.38

ACCESS*

Patients seen in 24 months	Total	Change since previous quarter
Quarter ending December 2017	3,152	
Quarter ending March 2018	3,074	↓
Quarter ending June 2018	3,040	↓
Quarter ending September 2018	2,970	↓
Quarter ending December 2018	3,102	↑
Variance since December 2017	(1.6%)	↓



ACTIVITY



Month	Adjusted Scheduled Activity (UDA)	
	2018	2019
April	71	-196
May	1,387	1,005
June	2,701	1,820
July	3,914	2,945
August	4,751	3,869
September	5,635	4,791
October	6,514	5,922
November	8,271	7,922
December	8,759	8,793
January	10,167	
February	11,843	
March	13,068	
April	13,845	
May	13,891	
June	13,873	

QUALITY

	Quantity	Base Number	Contract	LHB	Wales
% of FP17s for the same patient ID Re-attending within 3 months - Children	88	904	9.7%	9.6%	10.9%
% of FP17s for the same patient ID Re-attending within 3 months - Adults	373	2,707	13.8%	14.1%	15.6%
% of FP17s for the same patient ID Re-attending between 3 & 9 months - Children	519	904	57.4%	55.6%	59.6%
% of FP17s for the same patient ID Re-attending between 3 & 9 months - Adults	1,646	2,707	60.8%	52.5%	55.6%
% of FP17s for Band 1 Urgent Courses	178	3,382	5.3%	9.3%	8.9%
% of FP17s Relating to Free Repair or Replacements	37	3,382	1.1%	0.8%	0.7%
% of FP17s Relating to Continuations	35	3,382	1.0%	0.6%	0.7%
% of Patients satisfied with the dentistry they have received	4	7	N/A	92.6%	93.3%
% of Patients satisfied with the time they had to wait for an appointment	7	7	N/A	89.1%	88.0%

* This is based on patients treated on this contract for their most recent course of treatment. Figures in italics indicate the base number of FP17s or Patient Questionnaire responses are less than 100. N/A is shown where the base number of responses is less than 10 during the period. % is calculated as Quantity/Base number*100

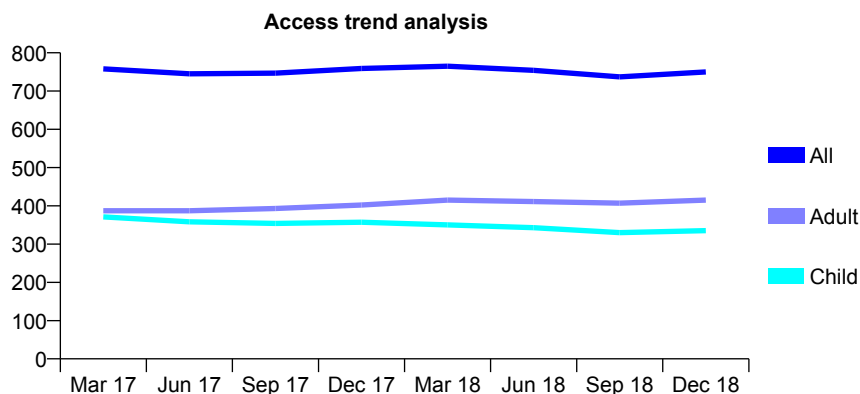
7A3 - Vital Signs At a Glance Contract Report for 913642/0001 - December 2018

Name or company name	MR DB RODERICK
Contract type name	GDS Contract
Purpose of contract	General
Contract start date	01/04/2006
Contract end date	

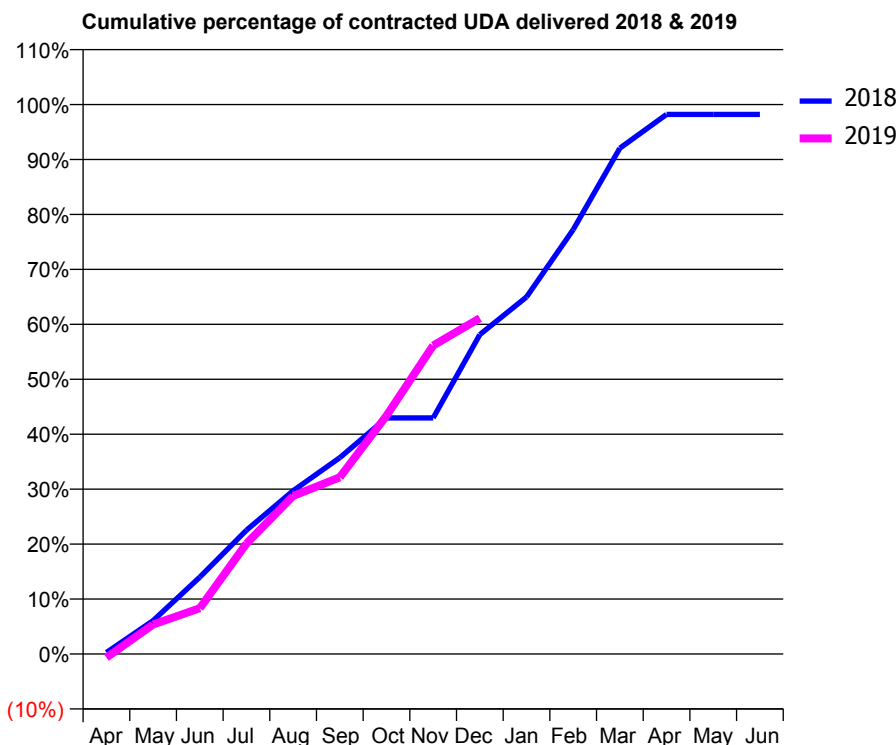
18/19 Contracted general activity (UDA)	2,204
Carry forward general activity (UDA)	40
18/19 Contracted orthodontic activity (UOA)	0
Carry forward orthodontic activity (UOA)	0
Baseline contract value	£71,579.66

ACCESS*

Patients seen in 24 months	Total	Change since previous quarter
Quarter ending December 2017	759	
Quarter ending March 2018	765	→
Quarter ending June 2018	754	↓
Quarter ending September 2018	737	↓
Quarter ending December 2018	750	→
Variance since December 2017	(1.2%)	↓



ACTIVITY



Month	Adjusted Scheduled Activity (UDA)	
	2018	2019
April	6	-15
May	134	118
June	308	184
July	497	443
August	655	634
September	787	709
October	947	956
November	947	1,237
December	1,281	1,347
January	1,432	
February	1,702	
March	2,029	
April	2,164	
May	2,164	
June	2,164	

QUALITY

	Quantity	Base Number	Contract	LHB	Wales
% of FP17s for the same patient ID Re-attending within 3 months - Children	29	378	7.7%	9.6%	10.9%
% of FP17s for the same patient ID Re-attending within 3 months - Adults	23	325	7.1%	14.1%	15.6%
% of FP17s for the same patient ID Re-attending between 3 & 9 months - Children	225	378	59.5%	55.6%	59.6%
% of FP17s for the same patient ID Re-attending between 3 & 9 months - Adults	168	325	51.7%	52.5%	55.6%
% of FP17s for Band 1 Urgent Courses	31	651	4.8%	9.3%	8.9%
% of FP17s Relating to Free Repair or Replacements	0	651	0.0%	0.8%	0.7%
% of FP17s Relating to Continuations	0	651	0.0%	0.6%	0.7%
% of Patients satisfied with the dentistry they have received	0	0	N/A	92.6%	93.3%
% of Patients satisfied with the time they had to wait for an appointment	0	0	N/A	89.1%	88.0%

* This is based on patients treated on this contract for their most recent course of treatment. Figures in italics indicate the base number of FP17s or Patient Questionnaire responses are less than 100. N/A is shown where the base number of responses is less than 10 during the period. % is calculated as Quantity/Base number*100

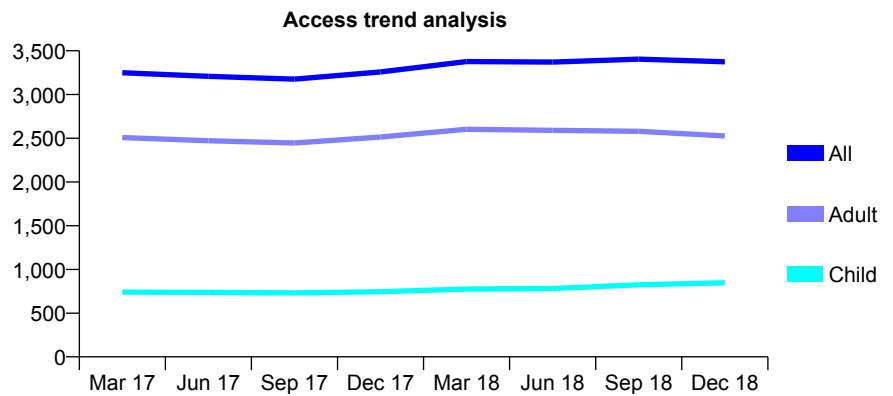
7A3 - Vital Signs At a Glance Contract Report for 949825/0001 - December 2018

Name or company name	MR DJ WILLIAMS
Contract type name	GDS Contract
Purpose of contract	General
Contract start date	01/09/2008
Contract end date	

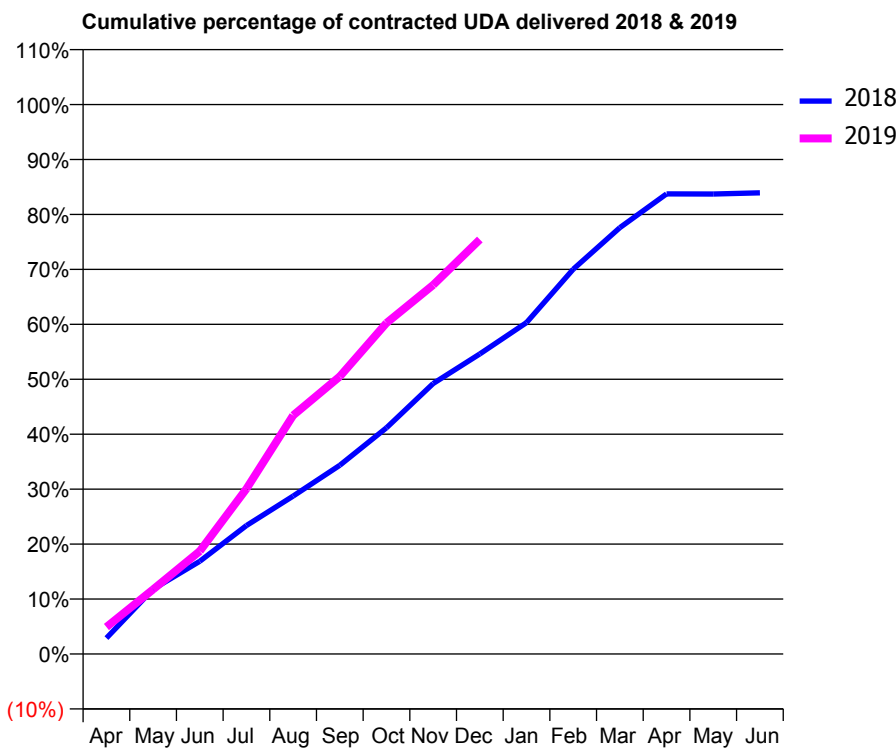
18/19 Contracted general activity (UDA)	9,166
Carry forward general activity (UDA)	0
18/19 Contracted orthodontic activity (UOA)	0
Carry forward orthodontic activity (UOA)	0
Baseline contract value	£235,646.27

ACCESS*

Patients seen in 24 months	Total	Change since previous quarter
Quarter ending December 2017	3,259	
Quarter ending March 2018	3,377	↑
Quarter ending June 2018	3,371	→
Quarter ending September 2018	3,404	→
Quarter ending December 2018	3,374	→
Variance since December 2017	3.5%	↑



ACTIVITY



Month	Adjusted Scheduled Activity (UDA)	
	2018	2019
April	275	450
May	1,121	1,078
June	1,604	1,715
July	2,220	2,758
August	2,731	3,980
September	3,263	4,630
October	3,910	5,522
November	4,677	6,156
December	5,188	6,914
January	5,731	
February	6,653	
March	7,371	
April	7,954	
May	7,951	
June	7,972	

QUALITY

	Quantity	Base Number	Contract	LHB	Wales
% of FP17s for the same patient ID Re-attending within 3 months - Children	33	895	3.7%	9.6%	10.9%
% of FP17s for the same patient ID Re-attending within 3 months - Adults	266	2,669	10.0%	14.1%	15.6%
% of FP17s for the same patient ID Re-attending between 3 & 9 months - Children	483	895	54.0%	55.6%	59.6%
% of FP17s for the same patient ID Re-attending between 3 & 9 months - Adults	1,437	2,669	53.8%	52.5%	55.6%
% of FP17s for Band 1 Urgent Courses	203	3,371	6.0%	9.3%	8.9%
% of FP17s Relating to Free Repair or Replacements	25	3,371	0.7%	0.8%	0.7%
% of FP17s Relating to Continuations	7	3,371	0.2%	0.6%	0.7%
% of Patients satisfied with the dentistry they have received	6	6	N/A	92.6%	93.3%
% of Patients satisfied with the time they had to wait for an appointment	6	6	N/A	89.1%	88.0%

* This is based on patients treated on this contract for their most recent course of treatment. Figures in italics indicate the base number of FP17s or Patient Questionnaire responses are less than 100. N/A is shown where the base number of responses is less than 10 during the period. % is calculated as Quantity/Base number*100

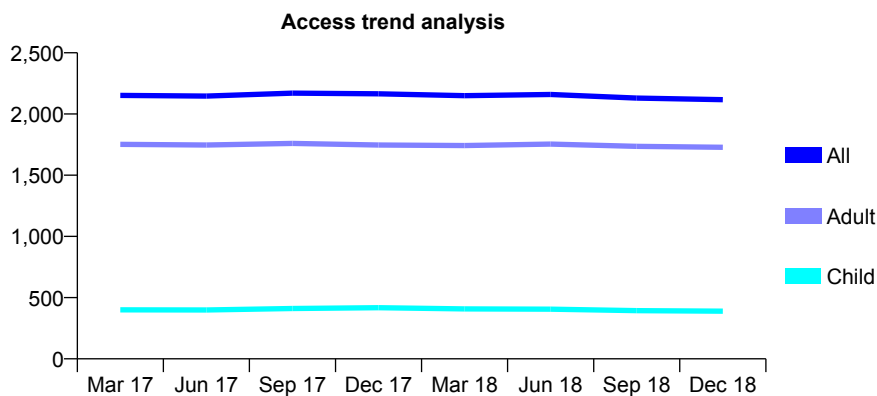
7A3 - Vital Signs At a Glance Contract Report for 999172/0001 - December 2018

Name or company name	MR B AARON
Contract type name	GDS Contract
Purpose of contract	General
Contract start date	01/04/2006
Contract end date	

18/19 Contracted general activity (UDA)	5,750
Carry forward general activity (UDA)	0
18/19 Contracted orthodontic activity (UOA)	0
Carry forward orthodontic activity (UOA)	0
Baseline contract value	£145,363.44

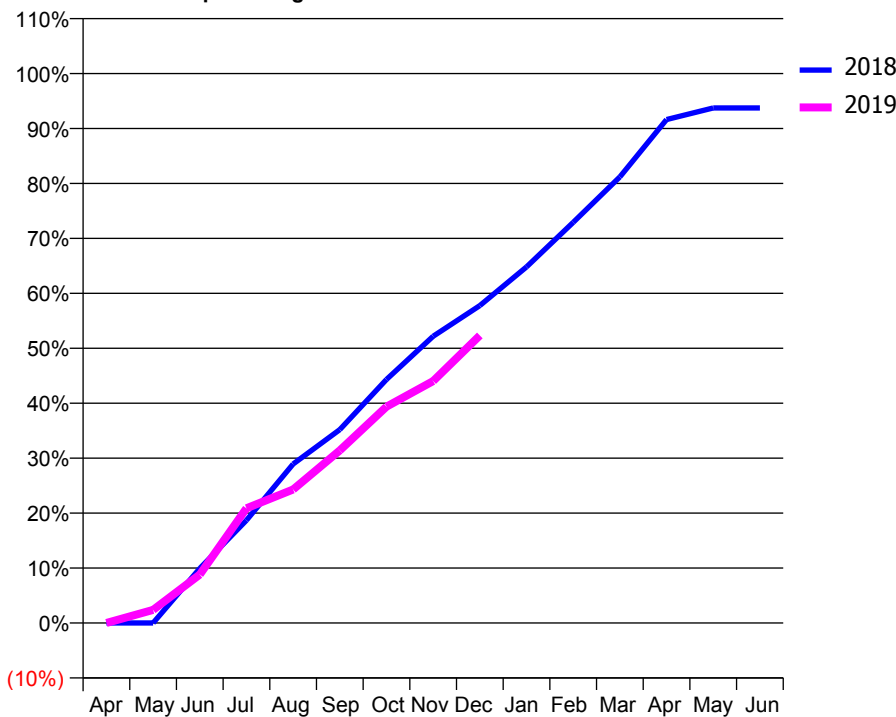
ACCESS*

Patients seen in 24 months	Total	Change since previous quarter
Quarter ending December 2017	2,165	
Quarter ending March 2018	2,150	→
Quarter ending June 2018	2,160	→
Quarter ending September 2018	2,130	↓
Quarter ending December 2018	2,117	→
Variance since December 2017	(2.2%)	↓



ACTIVITY

Cumulative percentage of contracted UDA delivered 2018 & 2019



QUALITY

	Quantity	Base Number	Contract	LHB	Wales
% of FP17s for the same patient ID Re-attending within 3 months - Children	8	379	2.1%	9.6%	10.9%
% of FP17s for the same patient ID Re-attending within 3 months - Adults	44	1,559	2.8%	14.1%	15.6%
% of FP17s for the same patient ID Re-attending between 3 & 9 months - Children	225	379	59.4%	55.6%	59.6%
% of FP17s for the same patient ID Re-attending between 3 & 9 months - Adults	845	1,559	54.2%	52.5%	55.6%
% of FP17s for Band 1 Urgent Courses	28	1,582	1.8%	9.3%	8.9%
% of FP17s Relating to Free Repair or Replacements	9	1,582	0.6%	0.8%	0.7%
% of FP17s Relating to Continuations	0	1,582	0.0%	0.6%	0.7%
% of Patients satisfied with the dentistry they have received	4	4	N/A	92.6%	93.3%
% of Patients satisfied with the time they had to wait for an appointment	4	4	N/A	89.1%	88.0%

* This is based on patients treated on this contract for their most recent course of treatment. Figures in italics indicate the base number of FP17s or Patient Questionnaire responses are less than 100. N/A is shown where the base number of responses is less than 10 during the period. % is calculated as Quantity/Base number*100

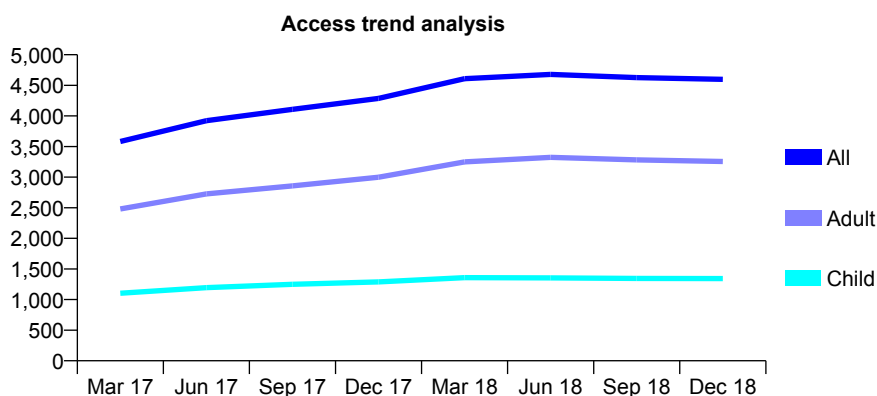
7A4 - Vital Signs At a Glance Contract Report for 100209/0000 - December 2018

Name or company name	E M Roberts & K E Palmer
Contract type name	Pilot Contract
Purpose of contract	General
Contract start date	01/09/2016
Contract end date	

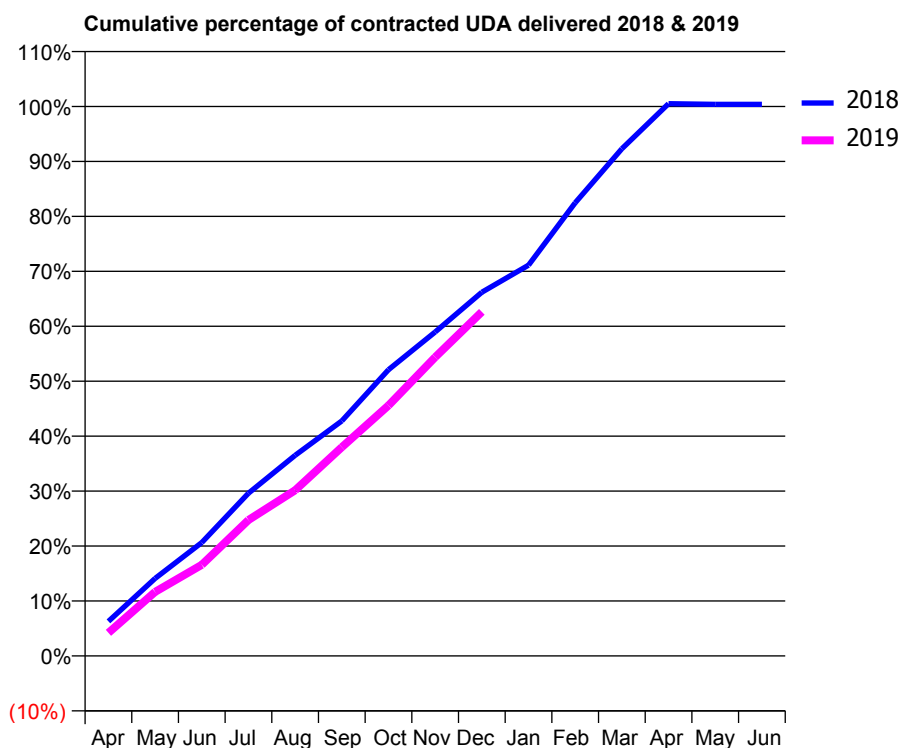
18/19 Contracted general activity (UDA)	13,559
Carry forward general activity (UDA)	-53
18/19 Contracted orthodontic activity (UOA)	0
Carry forward orthodontic activity (UOA)	0
Baseline contract value	£346,946.07

ACCESS*

Patients seen in 24 months	Total	Change since previous quarter
Quarter ending December 2017	4,287	
Quarter ending March 2018	4,608	↑
Quarter ending June 2018	4,679	→
Quarter ending September 2018	4,627	↓
Quarter ending December 2018	4,599	→
Variance since December 2017	7.3%	↑



ACTIVITY



Month	Adjusted Scheduled Activity (UDA)	
	2018	2019
April	903	570
May	2,022	1,582
June	2,955	2,249
July	4,240	3,356
August	5,228	4,090
September	6,125	5,152
October	7,459	6,180
November	8,443	7,371
December	9,476	8,490
January	10,182	
February	11,810	
March	13,218	
April	14,391	
May	14,373	
June	14,373	

QUALITY

	Quantity	Base Number	Contract	LHB	Wales
% of FP17s for the same patient ID Re-attending within 3 months - Children	97	1,537	6.3%	8.7%	10.9%
% of FP17s for the same patient ID Re-attending within 3 months - Adults	496	3,569	13.9%	15.0%	15.6%
% of FP17s for the same patient ID Re-attending between 3 & 9 months - Children	1,041	1,537	67.7%	57.5%	59.6%
% of FP17s for the same patient ID Re-attending between 3 & 9 months - Adults	2,283	3,569	64.0%	55.9%	55.6%
% of FP17s for Band 1 Urgent Courses	257	4,617	5.6%	9.1%	8.9%
% of FP17s Relating to Free Repair or Replacements	45	4,617	1.0%	0.7%	0.7%
% of FP17s Relating to Continuations	21	4,617	0.5%	0.8%	0.7%
% of Patients satisfied with the dentistry they have received	8	11	72.7%	93.2%	93.3%
% of Patients satisfied with the time they had to wait for an appointment	8	11	72.7%	86.7%	88.0%

* This is based on patients treated on this contract for their most recent course of treatment. Figures in italics indicate the base number of FP17s or Patient Questionnaire responses are less than 100. N/A is shown where the base number of responses is less than 10 during the period. % is calculated as Quantity/Base number*100

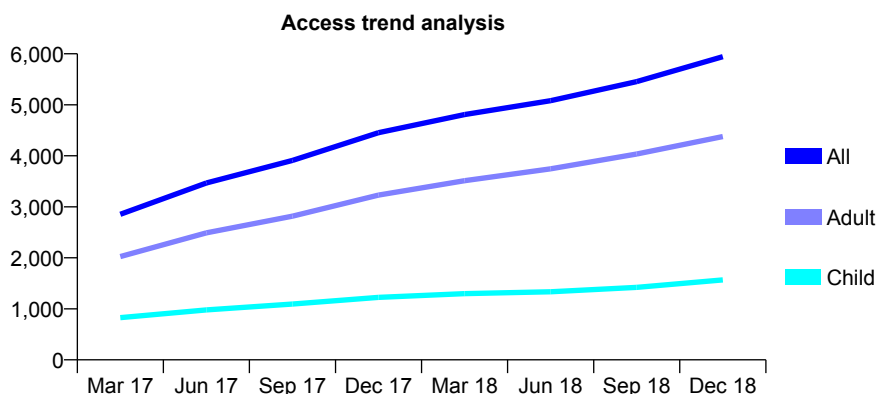
7A4 - Vital Signs At a Glance Contract Report for 100224/0000 - December 2018

Name or company name	Gwena Ltd
Contract type name	GDS Contract
Purpose of contract	General
Contract start date	01/11/2016
Contract end date	

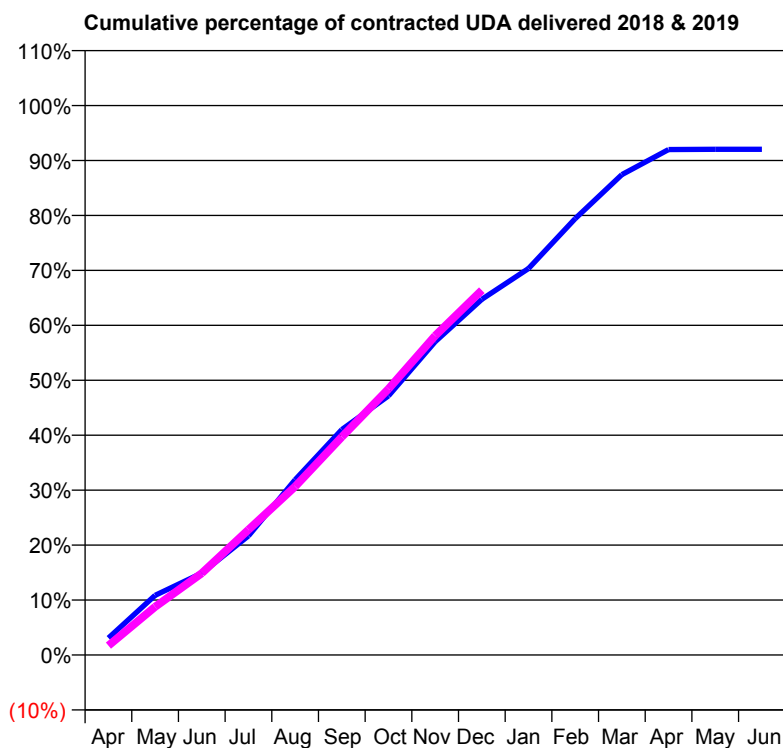
18/19 Contracted general activity (UDA)	18,024
Carry forward general activity (UDA)	373
18/19 Contracted orthodontic activity (UOA)	0
Carry forward orthodontic activity (UOA)	0
Baseline contract value	£437,111.36

ACCESS*

Patients seen in 24 months	Total	Change since previous quarter
Quarter ending December 2017	4,453	
Quarter ending March 2018	4,809	↑
Quarter ending June 2018	5,080	↑
Quarter ending September 2018	5,454	↑
Quarter ending December 2018	5,945	↑
Variance since December 2017	33.5%	↑



ACTIVITY



Month	Adjusted Scheduled Activity (UDA)	
	2018	2019
April	559	309
May	1,957	1,581
June	2,686	2,683
July	3,910	4,108
August	5,751	5,526
September	7,393	7,153
October	8,500	8,729
November	10,276	10,472
December	11,668	11,965
January	12,680	
February	14,315	
March	15,755	
April	16,580	
May	16,589	
June	16,589	

QUALITY

	Quantity	Base Number	Contract	LHB	Wales
% of FP17s for the same patient ID Re-attending within 3 months - Children	119	1,772	6.7%	8.7%	10.9%
% of FP17s for the same patient ID Re-attending within 3 months - Adults	539	4,599	11.7%	15.0%	15.6%
% of FP17s for the same patient ID Re-attending between 3 & 9 months - Children	990	1,772	55.9%	57.5%	59.6%
% of FP17s for the same patient ID Re-attending between 3 & 9 months - Adults	2,323	4,599	50.5%	55.9%	55.6%
% of FP17s for Band 1 Urgent Courses	405	6,063	6.7%	9.1%	8.9%
% of FP17s Relating to Free Repair or Replacements	40	6,063	0.7%	0.7%	0.7%
% of FP17s Relating to Continuations	3	6,063	0.0%	0.8%	0.7%
% of Patients satisfied with the dentistry they have received	11	15	73.3%	93.2%	93.3%
% of Patients satisfied with the time they had to wait for an appointment	12	15	80.0%	86.7%	88.0%

* This is based on patients treated on this contract for their most recent course of treatment. Figures in italics indicate the base number of FP17s or Patient Questionnaire responses are less than 100. N/A is shown where the base number of responses is less than 10 during the period. % is calculated as Quantity/Base number*100

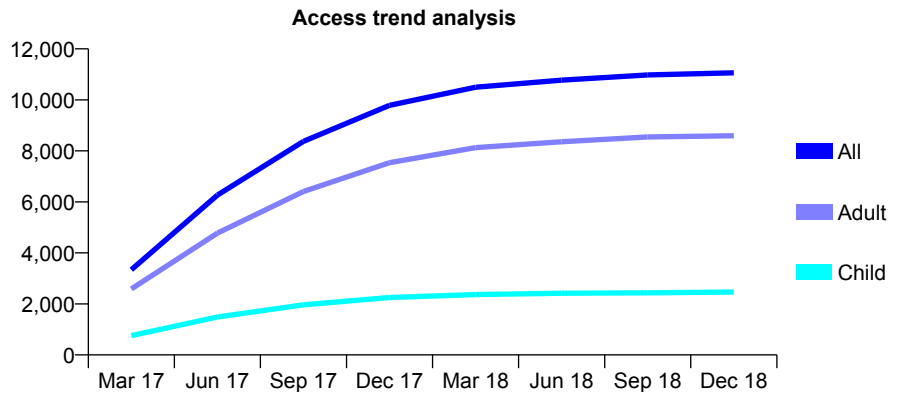
7A4 - Vital Signs At a Glance Contract Report for 100258/0000 - December 2018

Name or company name	Rodericks (Wales) Ltd
Contract type name	GDS Contract
Purpose of contract	General
Contract start date	01/01/2017
Contract end date	

18/19 Contracted general activity (UDA)	35,691
Carry forward general activity (UDA)	-1,583
18/19 Contracted orthodontic activity (UOA)	0
Carry forward orthodontic activity (UOA)	0
Baseline contract value	£925,687.71

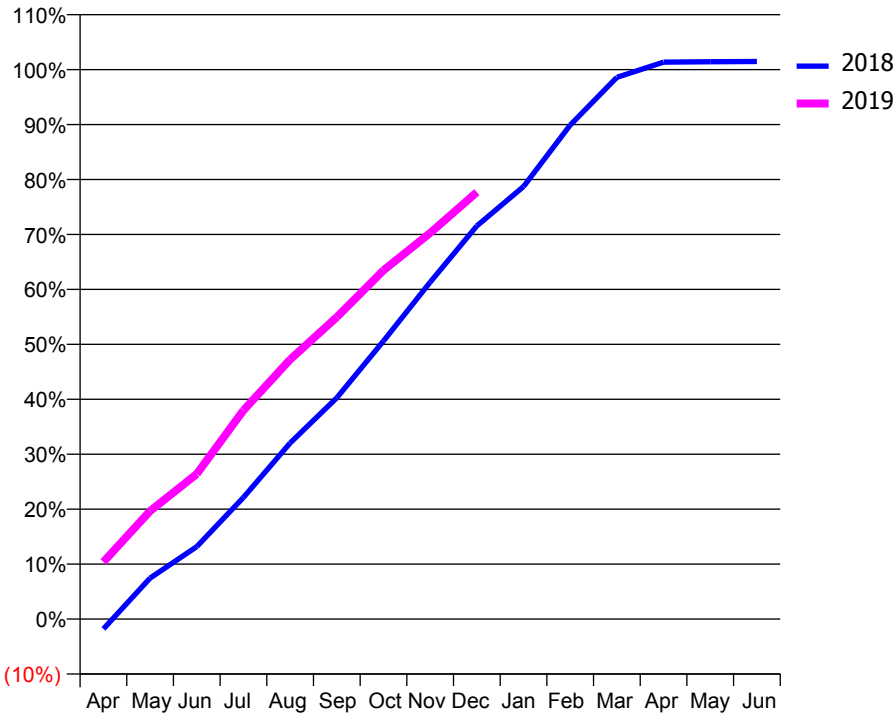
ACCESS*

Patients seen in 24 months	Total	Change since previous quarter
Quarter ending December 2017	9,786	
Quarter ending March 2018	10,498	↑
Quarter ending June 2018	10,774	↑
Quarter ending September 2018	10,977	→
Quarter ending December 2018	11,060	→
Variance since December 2017	13.0%	↑



ACTIVITY

Cumulative percentage of contracted UDA delivered 2018 & 2019



Month	Adjusted Scheduled Activity (UDA)	
	2018	2019
April	-646	3,711
May	2,660	7,023
June	4,707	9,425
July	7,906	13,558
August	11,434	16,857
September	14,375	19,614
October	18,059	22,650
November	21,880	25,082
December	25,533	27,725
January	28,091	
February	32,085	
March	35,183	
April	36,173	
May	36,197	
June	36,212	

QUALITY

	Quantity	Base Number	Contract	LHB	Wales
% of FP17s for the same patient ID Re-attending within 3 months - Children	277	3,142	8.8%	8.7%	10.9%
% of FP17s for the same patient ID Re-attending within 3 months - Adults	2,199	11,492	19.1%	15.0%	15.6%
% of FP17s for the same patient ID Re-attending between 3 & 9 months - Children	2,149	3,142	68.4%	57.5%	59.6%
% of FP17s for the same patient ID Re-attending between 3 & 9 months - Adults	7,281	11,492	63.4%	55.9%	55.6%
% of FP17s for Band 1 Urgent Courses	1,545	14,046	11.0%	9.1%	8.9%
% of FP17s Relating to Free Repair or Replacements	91	14,046	0.6%	0.7%	0.7%
% of FP17s Relating to Continuations	132	14,046	0.9%	0.8%	0.7%
% of Patients satisfied with the dentistry they have received	36	38	94.7%	93.2%	93.3%
% of Patients satisfied with the time they had to wait for an appointment	35	38	92.1%	86.7%	88.0%

* This is based on patients treated on this contract for their most recent course of treatment. Figures in italics indicate the base number of FP17s or Patient Questionnaire responses are less than 100. N/A is shown where the base number of responses is less than 10 during the period. % is calculated as Quantity/Base number*100

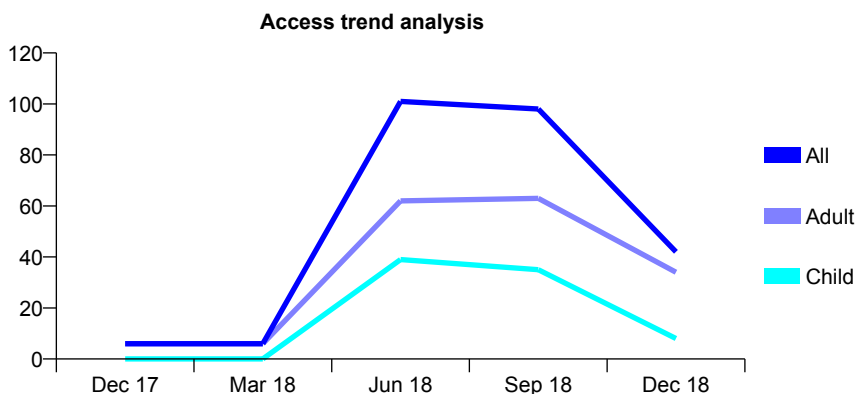
7A4 - Vital Signs At a Glance Contract Report for 100518/0000 - December 2018

Name or company name	Gwena Ltd
Contract type name	PDS Contract
Purpose of contract	General
Contract start date	01/04/2017
Contract end date	31/03/2019

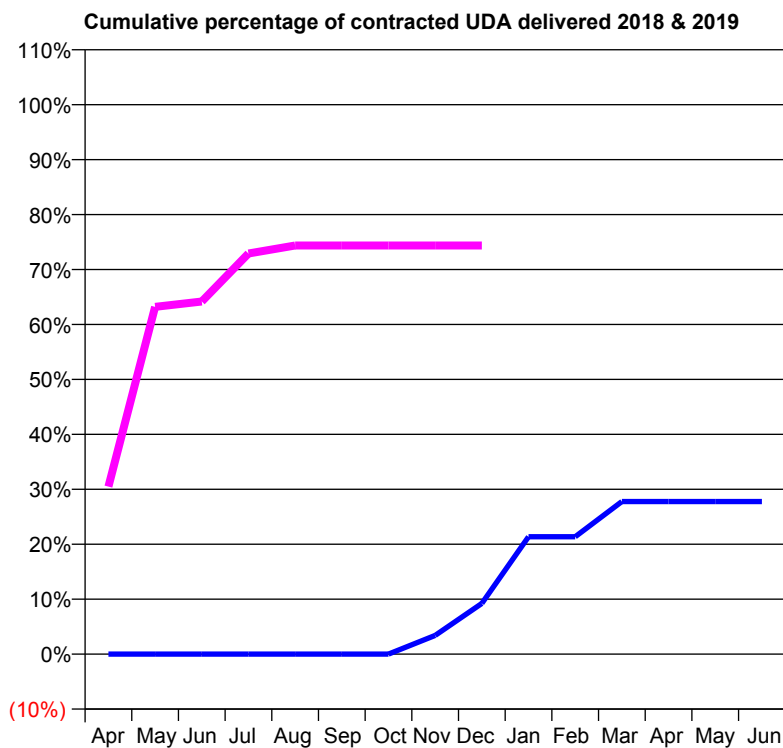
18/19 Contracted general activity (UDA)	206
Carry forward general activity (UDA)	0
18/19 Contracted orthodontic activity (UOA)	0
Carry forward orthodontic activity (UOA)	0
Baseline contract value	£5,176.22

ACCESS*

Patients seen in 24 months	Total	Change since previous quarter
Quarter ending December 2017	6	
Quarter ending March 2018	6	→
Quarter ending June 2018	101	↑
Quarter ending September 2018	98	↓
Quarter ending December 2018	42	↓
Variance since December 2017	600.0%	↑



ACTIVITY



Month	Adjusted Scheduled Activity (UDA)	
	2018	2019
April	0	63
May	0	130
June	0	132
July	0	150
August	0	153
September	0	153
October	0	153
November	7	153
December	19	153
January	44	
February	44	
March	57	
April	57	
May	57	
June	57	

QUALITY

	Quantity	Base Number	Contract	LHB	Wales
% of FP17s for the same patient ID Re-attending within 3 months - Children	0	41	0.0%	8.7%	10.9%
% of FP17s for the same patient ID Re-attending within 3 months - Adults	0	74	0.0%	15.0%	15.6%
% of FP17s for the same patient ID Re-attending between 3 & 9 months - Children	0	41	0.0%	57.5%	59.6%
% of FP17s for the same patient ID Re-attending between 3 & 9 months - Adults	0	74	0.0%	55.9%	55.6%
% of FP17s for Band 1 Urgent Courses	16	115	13.9%	9.1%	8.9%
% of FP17s Relating to Free Repair or Replacements	0	115	0.0%	0.7%	0.7%
% of FP17s Relating to Continuations	0	115	0.0%	0.8%	0.7%
% of Patients satisfied with the dentistry they have received	0	0	N/A	93.2%	93.3%
% of Patients satisfied with the time they had to wait for an appointment	0	0	N/A	86.7%	88.0%

* This is based on patients treated on this contract for their most recent course of treatment. Figures in italics indicate the base number of FP17s or Patient Questionnaire responses are less than 100. N/A is shown where the base number of responses is less than 10 during the period. % is calculated as Quantity/Base number*100

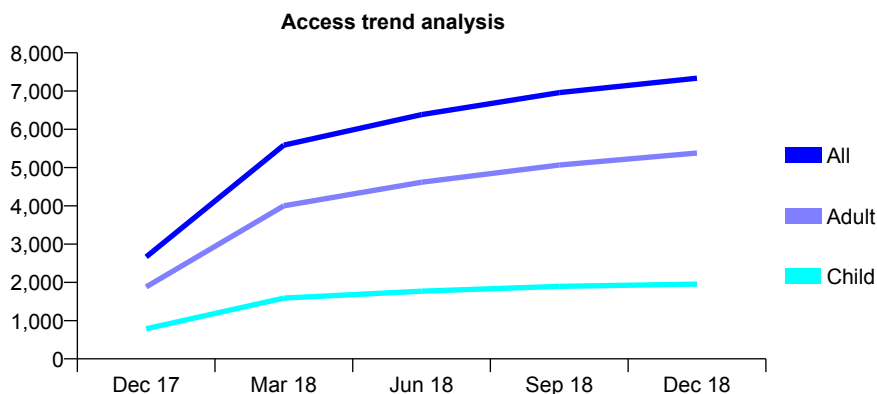
7A4 - Vital Signs At a Glance Contract Report for 100519/0000 - December 2018

Name or company name	OASIS DENTAL CARE LTD
Contract type name	GDS Contract
Purpose of contract	General
Contract start date	01/10/2017
Contract end date	

18/19 Contracted general activity (UDA)	22,554
Carry forward general activity (UDA)	244
18/19 Contracted orthodontic activity (UOA)	0
Carry forward orthodontic activity (UOA)	0
Baseline contract value	£593,564.02

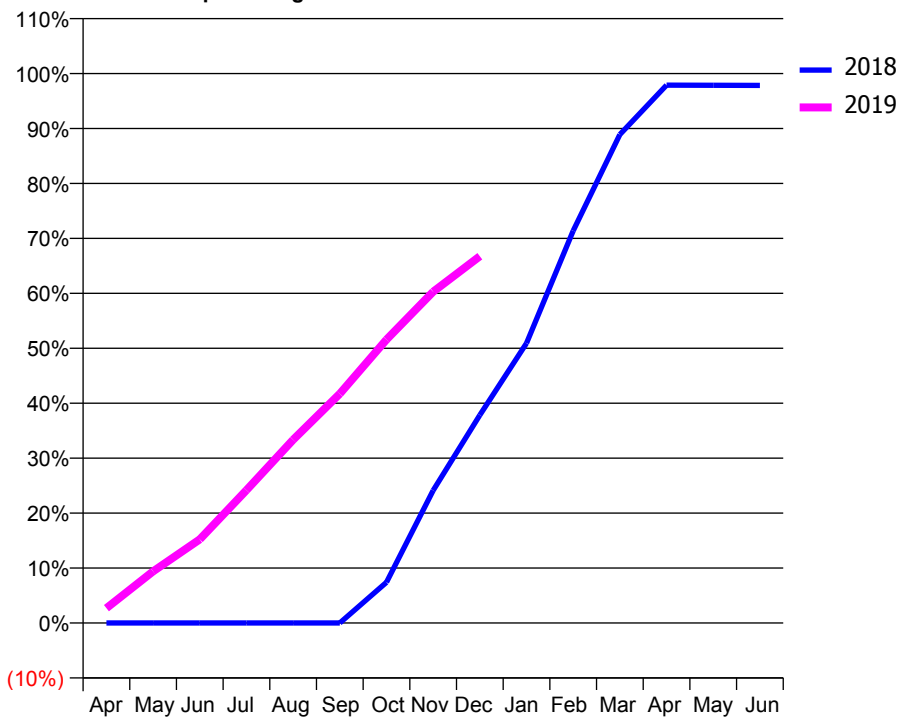
ACCESS*

Patients seen in 24 months	Total	Change since previous quarter
Quarter ending December 2017	2,665	
Quarter ending March 2018	5,587	↑
Quarter ending June 2018	6,385	↑
Quarter ending September 2018	6,961	↑
Quarter ending December 2018	7,336	↑
Variance since December 2017	175.3%	↑



ACTIVITY

Cumulative percentage of contracted UDA delivered 2018 & 2019



Adjusted Scheduled Activity (UDA)

Month	2018	2019
April	0	613
May	0	2,123
June	0	3,435
July	0	5,454
August	0	7,523
September	0	9,413
October	837	11,634
November	2,721	13,596
December	4,269	15,053
January	5,744	
February	8,051	
March	10,026	
April	11,038	
May	11,036	
June	11,033	

QUALITY

	Quantity	Base Number	Contract	LHB	Wales
% of FP17s for the same patient ID Re-attending within 3 months - Children	141	2,538	5.6%	8.7%	10.9%
% of FP17s for the same patient ID Re-attending within 3 months - Adults	765	6,864	11.1%	15.0%	15.6%
% of FP17s for the same patient ID Re-attending between 3 & 9 months - Children	1,670	2,538	65.8%	57.5%	59.6%
% of FP17s for the same patient ID Re-attending between 3 & 9 months - Adults	4,227	6,864	61.6%	55.9%	55.6%
% of FP17s for Band 1 Urgent Courses	626	8,921	7.0%	9.1%	8.9%
% of FP17s Relating to Free Repair or Replacements	64	8,921	0.7%	0.7%	0.7%
% of FP17s Relating to Continuations	15	8,921	0.2%	0.8%	0.7%
% of Patients satisfied with the dentistry they have received	18	19	94.7%	93.2%	93.3%
% of Patients satisfied with the time they had to wait for an appointment	16	19	84.2%	86.7%	88.0%

* This is based on patients treated on this contract for their most recent course of treatment. Figures in italics indicate the base number of FP17s or Patient Questionnaire responses are less than 100. N/A is shown where the base number of responses is less than 10 during the period. % is calculated as Quantity/Base number*100

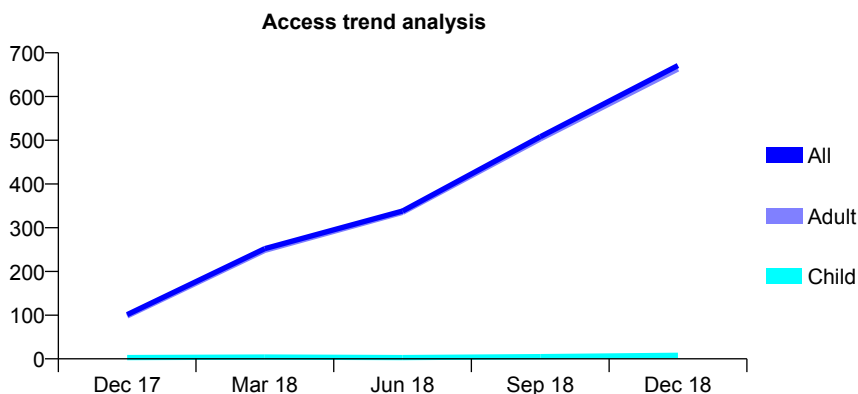
7A4 - Vital Signs At a Glance Contract Report for 100543/0000 - December 2018

Name or company name	Gwena Ltd
Contract type name	PDS Contract
Purpose of contract	General
Contract start date	01/11/2017
Contract end date	31/10/2022

18/19 Contracted general activity (UDA)	1,498
Carry forward general activity (UDA)	0
18/19 Contracted orthodontic activity (UOA)	0
Carry forward orthodontic activity (UOA)	0
Baseline contract value	£44,421.16

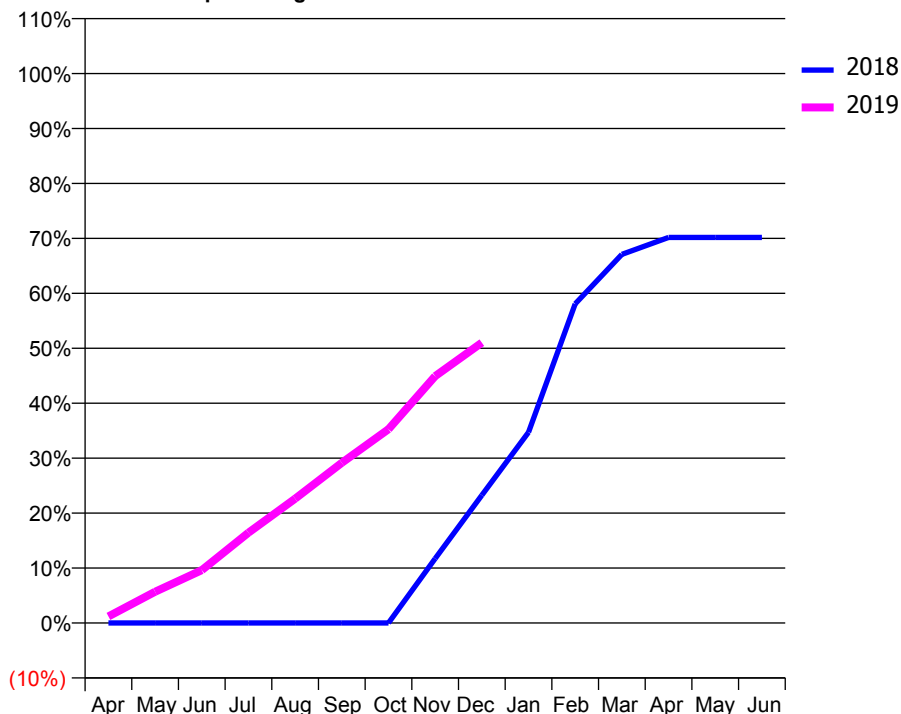
ACCESS*

Patients seen in 24 months	Total	Change since previous quarter
Quarter ending December 2017	101	
Quarter ending March 2018	252	↑
Quarter ending June 2018	338	↑
Quarter ending September 2018	508	↑
Quarter ending December 2018	671	↑
Variance since December 2017	564.4%	↑



ACTIVITY

Cumulative percentage of contracted UDA delivered 2018 & 2019



Month	Adjusted Scheduled Activity (UDA)	
	2018	2019
April	0	18
May	0	85
June	0	144
July	0	246
August	0	339
September	0	437
October	0	528
November	73	673
December	145	764
January	217	
February	362	
March	419	
April	438	
May	438	
June	438	

QUALITY

	Quantity	Base Number	Contract	LHB	Wales
% of FP17s for the same patient ID Re-attending within 3 months - Children	0	5	0.0%	8.7%	10.9%
% of FP17s for the same patient ID Re-attending within 3 months - Adults	16	668	2.4%	15.0%	15.6%
% of FP17s for the same patient ID Re-attending between 3 & 9 months - Children	0	5	0.0%	57.5%	59.6%
% of FP17s for the same patient ID Re-attending between 3 & 9 months - Adults	6	668	0.9%	55.9%	55.6%
% of FP17s for Band 1 Urgent Courses	599	619	96.8%	9.1%	8.9%
% of FP17s Relating to Free Repair or Replacements	1	619	0.2%	0.7%	0.7%
% of FP17s Relating to Continuations	0	619	0.0%	0.8%	0.7%
% of Patients satisfied with the dentistry they have received	1	1	N/A	93.2%	93.3%
% of Patients satisfied with the time they had to wait for an appointment	1	1	N/A	86.7%	88.0%

* This is based on patients treated on this contract for their most recent course of treatment. Figures in italics indicate the base number of FP17s or Patient Questionnaire responses are less than 100. N/A is shown where the base number of responses is less than 10 during the period. % is calculated as Quantity/Base number*100

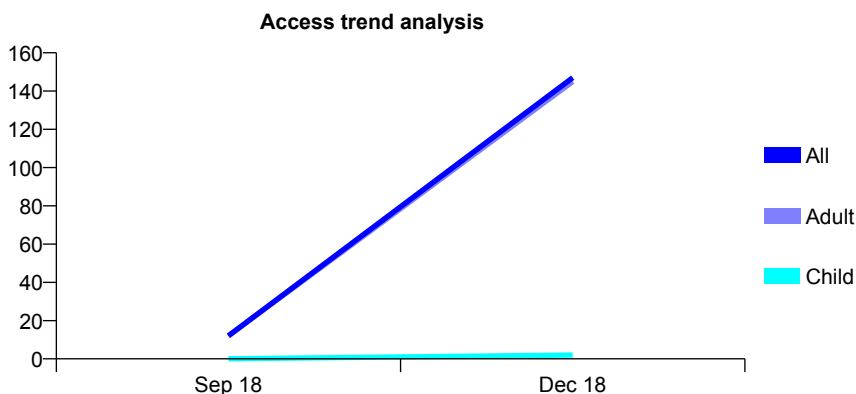
7A4 - Vital Signs At a Glance Contract Report for 100545/0000 - December 2018

Name or company name	CLIFTON DENTAL CARE LTD
Contract type name	PDS Contract
Purpose of contract	General
Contract start date	01/11/2017
Contract end date	31/10/2022

18/19 Contracted general activity (UDA)	1,498
Carry forward general activity (UDA)	0
18/19 Contracted orthodontic activity (UOA)	0
Carry forward orthodontic activity (UOA)	0
Baseline contract value	£44,421.16

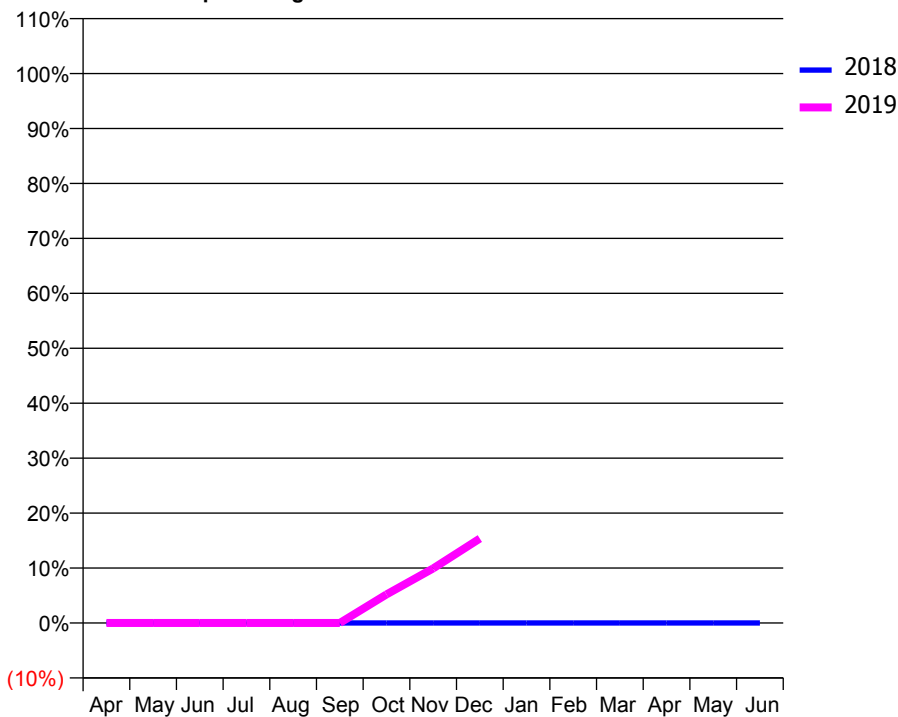
ACCESS*

Patients seen in 24 months	Total	Change since previous quarter
Quarter ending December 2017	0	
Quarter ending March 2018	0	
Quarter ending June 2018	0	
Quarter ending September 2018	12	↑
Quarter ending December 2018	147	↑
Variance since December 2017	N/A	



ACTIVITY

Cumulative percentage of contracted UDA delivered 2018 & 2019



Month	Adjusted Scheduled Activity (UDA)	
	2018	2019
April	0	0
May	0	0
June	0	0
July	0	0
August	0	0
September	0	0
October	0	78
November	0	149
December	0	230
January	0	
February	0	
March	0	
April	0	
May	0	
June	0	

QUALITY

	Quantity	Base Number	Contract	LHB	Wales
% of FP17s for the same patient ID Re-attending within 3 months - Children	0	3	0.0%	8.7%	10.9%
% of FP17s for the same patient ID Re-attending within 3 months - Adults	2	189	1.1%	15.0%	15.6%
% of FP17s for the same patient ID Re-attending between 3 & 9 months - Children	0	3	0.0%	57.5%	59.6%
% of FP17s for the same patient ID Re-attending between 3 & 9 months - Adults	0	189	0.0%	55.9%	55.6%
% of FP17s for Band 1 Urgent Courses	192	192	100.0%	9.1%	8.9%
% of FP17s Relating to Free Repair or Replacements	0	192	0.0%	0.7%	0.7%
% of FP17s Relating to Continuations	0	192	0.0%	0.8%	0.7%
% of Patients satisfied with the dentistry they have received	0	0	N/A	93.2%	93.3%
% of Patients satisfied with the time they had to wait for an appointment	0	0	N/A	86.7%	88.0%

* This is based on patients treated on this contract for their most recent course of treatment. Figures in italics indicate the base number of FP17s or Patient Questionnaire responses are less than 100. N/A is shown where the base number of responses is less than 10 during the period. % is calculated as Quantity/Base number*100

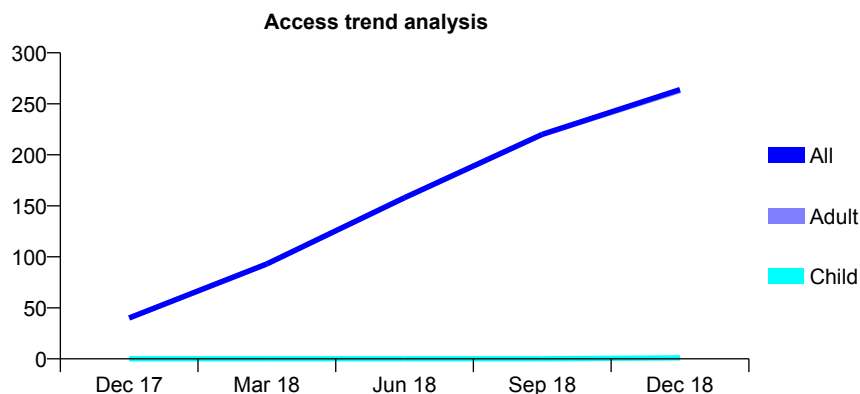
7A4 - Vital Signs At a Glance Contract Report for 100546/0000 - December 2018

Name or company name	MISS A WICKRAMASINGHE
Contract type name	PDS Contract
Purpose of contract	General
Contract start date	01/11/2017
Contract end date	31/10/2022

18/19 Contracted general activity (UDA)	599
Carry forward general activity (UDA)	0
18/19 Contracted orthodontic activity (UOA)	0
Carry forward orthodontic activity (UOA)	0
Baseline contract value	£17,768.47

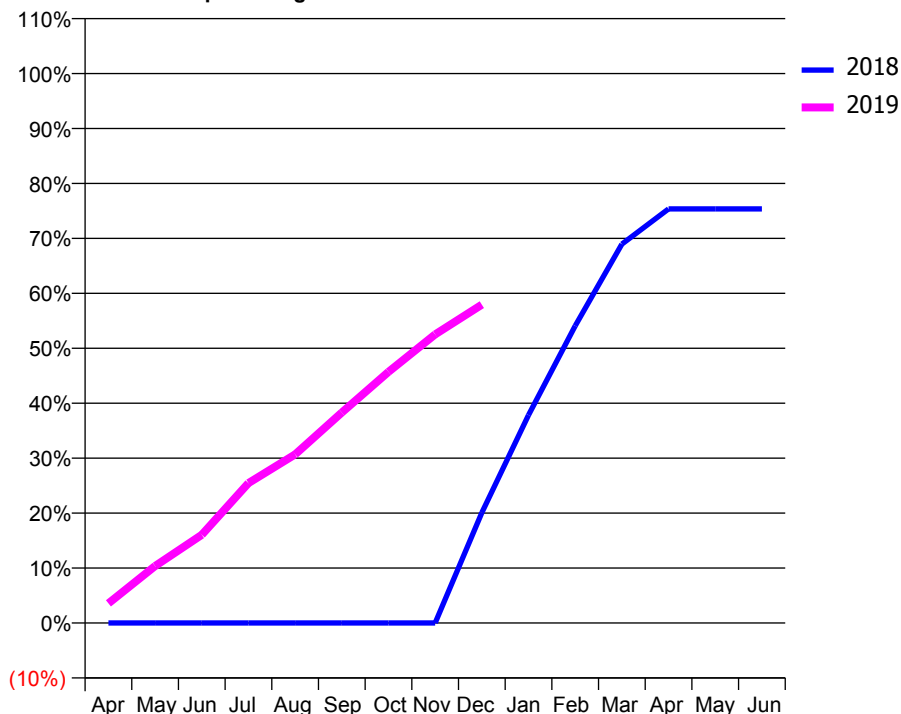
ACCESS*

Patients seen in 24 months	Total	Change since previous quarter
Quarter ending December 2017	40	
Quarter ending March 2018	93	↑
Quarter ending June 2018	158	↑
Quarter ending September 2018	220	↑
Quarter ending December 2018	264	↑
Variance since December 2017	560.0%	↑



ACTIVITY

Cumulative percentage of contracted UDA delivered 2018 & 2019



Month	Adjusted Scheduled Activity (UDA)	
	2018	2019
April	0	21
May	0	62
June	0	96
July	0	153
August	0	184
September	0	229
October	0	274
November	0	315
December	50	347
January	95	
February	135	
March	172	
April	188	
May	188	
June	188	

QUALITY

	Quantity	Base Number	Contract	LHB	Wales
% of FP17s for the same patient ID Re-attending within 3 months - Children	0	1	0.0%	8.7%	10.9%
% of FP17s for the same patient ID Re-attending within 3 months - Adults	4	302	1.3%	15.0%	15.6%
% of FP17s for the same patient ID Re-attending between 3 & 9 months - Children	0	1	0.0%	57.5%	59.6%
% of FP17s for the same patient ID Re-attending between 3 & 9 months - Adults	4	302	1.3%	55.9%	55.6%
% of FP17s for Band 1 Urgent Courses	286	289	99.0%	9.1%	8.9%
% of FP17s Relating to Free Repair or Replacements	0	289	0.0%	0.7%	0.7%
% of FP17s Relating to Continuations	0	289	0.0%	0.8%	0.7%
% of Patients satisfied with the dentistry they have received	1	1	N/A	93.2%	93.3%
% of Patients satisfied with the time they had to wait for an appointment	1	1	N/A	86.7%	88.0%

* This is based on patients treated on this contract for their most recent course of treatment. Figures in italics indicate the base number of FP17s or Patient Questionnaire responses are less than 100. N/A is shown where the base number of responses is less than 10 during the period. % is calculated as Quantity/Base number*100

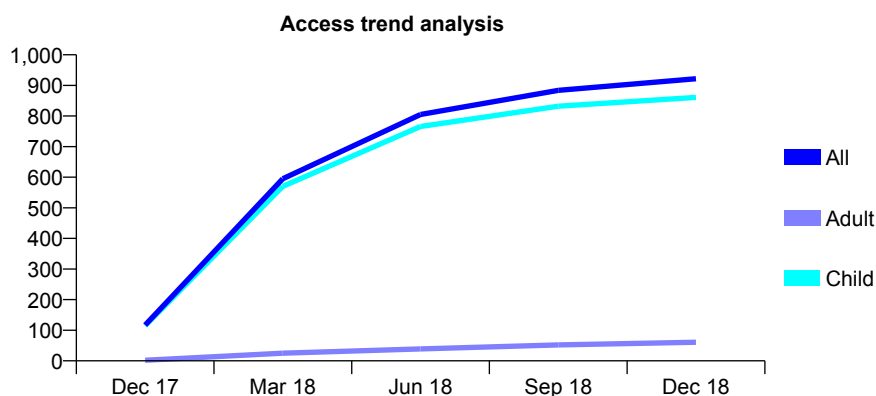
7A4 - Vital Signs At a Glance Contract Report for 100547/0000 - December 2018

Name or company name	Eifion Roberts & Bharat Nagrani
Contract type name	GDS Contract
Purpose of contract	General
Contract start date	01/11/2017
Contract end date	

18/19 Contracted general activity (UDA)	2,119
Carry forward general activity (UDA)	0
18/19 Contracted orthodontic activity (UOA)	0
Carry forward orthodontic activity (UOA)	0
Baseline contract value	£64,204.91

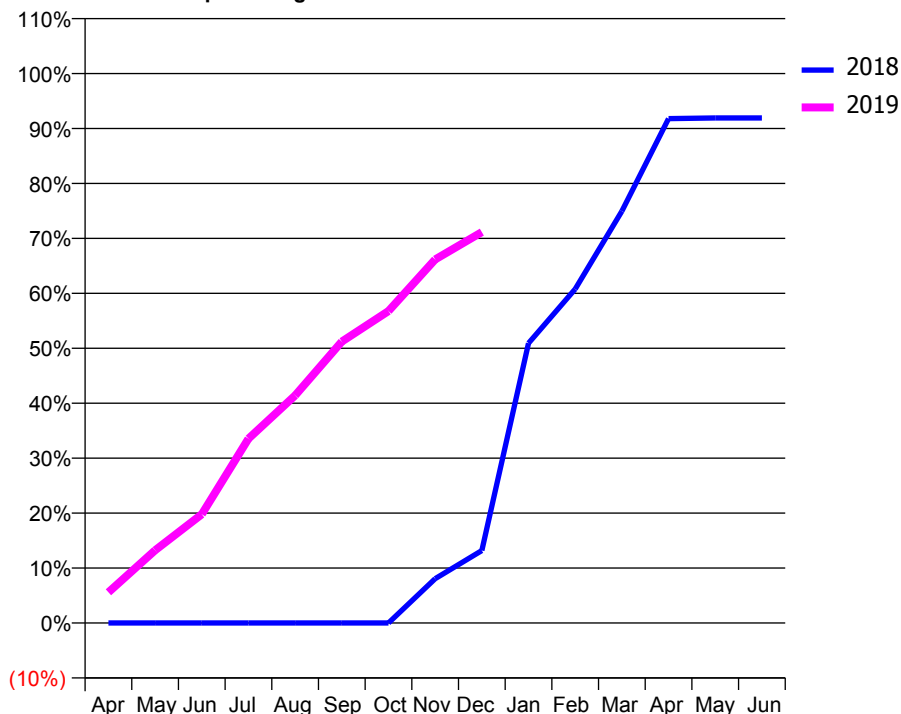
ACCESS*

Patients seen in 24 months	Total	Change since previous quarter
Quarter ending December 2017	117	
Quarter ending March 2018	595	↑
Quarter ending June 2018	805	↑
Quarter ending September 2018	884	↑
Quarter ending December 2018	922	↑
Variance since December 2017	688.0%	↑



ACTIVITY

Cumulative percentage of contracted UDA delivered 2018 & 2019



Month	Adjusted Scheduled Activity (UDA)	
	2018	2019
April	0	118
May	0	281
June	0	419
July	0	711
August	0	877
September	0	1,085
October	0	1,203
November	71	1,402
December	116	1,507
January	450	
February	537	
March	662	
April	811	
May	812	
June	812	

QUALITY

	Quantity	Base Number	Contract	LHB	Wales
% of FP17s for the same patient ID Re-attending within 3 months - Children	88	1,260	7.0%	8.7%	10.9%
% of FP17s for the same patient ID Re-attending within 3 months - Adults	3	39	7.7%	15.0%	15.6%
% of FP17s for the same patient ID Re-attending between 3 & 9 months - Children	663	1,260	52.6%	57.5%	59.6%
% of FP17s for the same patient ID Re-attending between 3 & 9 months - Adults	22	39	56.4%	55.9%	55.6%
% of FP17s for Band 1 Urgent Courses	42	1,151	3.6%	9.1%	8.9%
% of FP17s Relating to Free Repair or Replacements	0	1,151	0.0%	0.7%	0.7%
% of FP17s Relating to Continuations	0	1,151	0.0%	0.8%	0.7%
% of Patients satisfied with the dentistry they have received	4	4	N/A	93.2%	93.3%
% of Patients satisfied with the time they had to wait for an appointment	3	4	N/A	86.7%	88.0%

* This is based on patients treated on this contract for their most recent course of treatment. Figures in italics indicate the base number of FP17s or Patient Questionnaire responses are less than 100. N/A is shown where the base number of responses is less than 10 during the period. % is calculated as Quantity/Base number*100

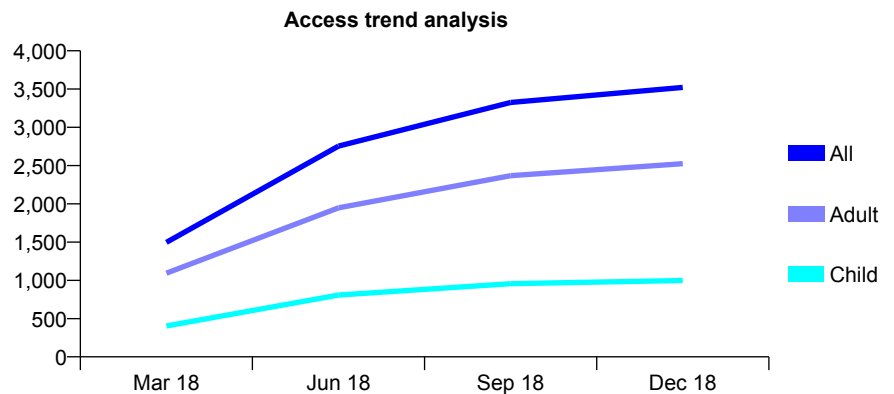
7A4 - Vital Signs At a Glance Contract Report for 100564/0000 - December 2018

Name or company name	Teeth@Wilton House Ltd
Contract type name	GDS Contract
Purpose of contract	General
Contract start date	01/01/2018
Contract end date	

18/19 Contracted general activity (UDA)	13,500
Carry forward general activity (UDA)	-498
18/19 Contracted orthodontic activity (UOA)	0
Carry forward orthodontic activity (UOA)	0
Baseline contract value	£341,501.10

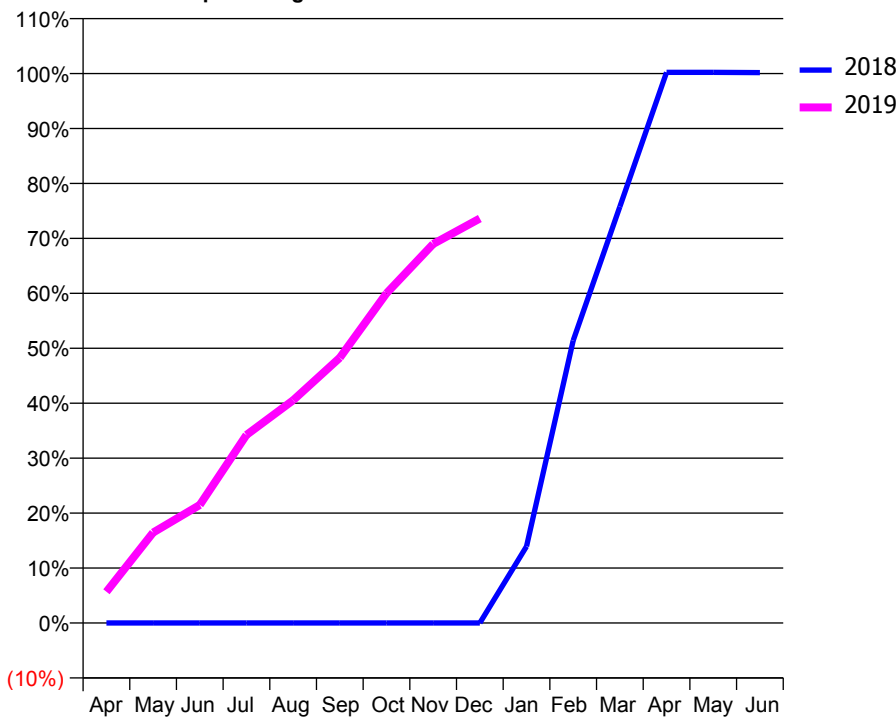
ACCESS*

Patients seen in 24 months	Total	Change since previous quarter
Quarter ending December 2017	0	
Quarter ending March 2018	1,497	
Quarter ending June 2018	2,755	↑
Quarter ending September 2018	3,324	↑
Quarter ending December 2018	3,522	↑
Variance since December 2017	N/A	



ACTIVITY

Cumulative percentage of contracted UDA delivered 2018 & 2019



Month	Adjusted Scheduled Activity (UDA)	
	2018	2019
April	0	769
May	0	2,223
June	0	2,902
July	0	4,622
August	0	5,471
September	0	6,518
October	0	8,100
November	0	9,312
December	0	9,939
January	470	
February	1,735	
March	2,557	
April	3,382	
May	3,382	
June	3,380	

QUALITY

	Quantity	Base Number	Contract	LHB	Wales
% of FP17s for the same patient ID Re-attending within 3 months - Children	83	1,448	5.7%	8.7%	10.9%
% of FP17s for the same patient ID Re-attending within 3 months - Adults	720	3,998	18.0%	15.0%	15.6%
% of FP17s for the same patient ID Re-attending between 3 & 9 months - Children	611	1,448	42.2%	57.5%	59.6%
% of FP17s for the same patient ID Re-attending between 3 & 9 months - Adults	1,534	3,998	38.4%	55.9%	55.6%
% of FP17s for Band 1 Urgent Courses	421	5,021	8.4%	9.1%	8.9%
% of FP17s Relating to Free Repair or Replacements	62	5,021	1.2%	0.7%	0.7%
% of FP17s Relating to Continuations	63	5,021	1.3%	0.8%	0.7%
% of Patients satisfied with the dentistry they have received	8	8	N/A	93.2%	93.3%
% of Patients satisfied with the time they had to wait for an appointment	8	8	N/A	86.7%	88.0%

* This is based on patients treated on this contract for their most recent course of treatment. Figures in italics indicate the base number of FP17s or Patient Questionnaire responses are less than 100. N/A is shown where the base number of responses is less than 10 during the period. % is calculated as Quantity/Base number*100

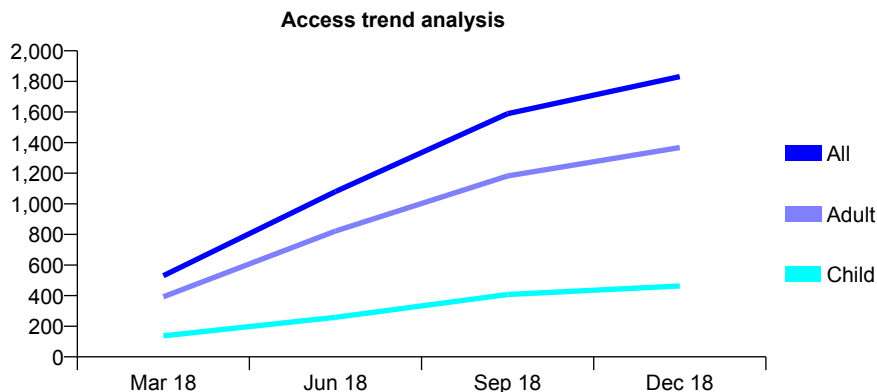
7A4 - Vital Signs At a Glance Contract Report for 100591/0000 - December 2018

Name or company name	R Nute
Contract type name	GDS Contract
Purpose of contract	General
Contract start date	01/02/2018
Contract end date	

18/19 Contracted general activity (UDA)	6,638
Carry forward general activity (UDA)	0
18/19 Contracted orthodontic activity (UOA)	0
Carry forward orthodontic activity (UOA)	0
Baseline contract value	£169,394.25

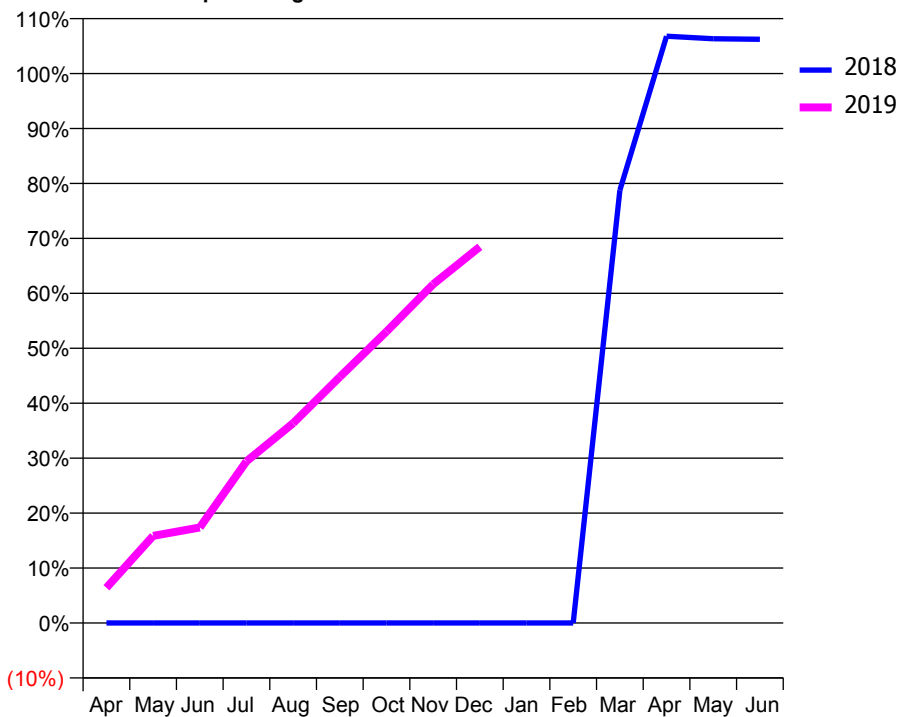
ACCESS*

Patients seen in 24 months	Total	Change since previous quarter
Quarter ending December 2017	0	
Quarter ending March 2018	530	
Quarter ending June 2018	1,080	↑
Quarter ending September 2018	1,589	↑
Quarter ending December 2018	1,831	↑
Variance since December 2017	N/A	



ACTIVITY

Cumulative percentage of contracted UDA delivered 2018 & 2019



Month	Adjusted Scheduled Activity (UDA)	
	2018	2019
April	0	426
May	0	1,052
June	0	1,155
July	0	1,954
August	0	2,414
September	0	2,973
October	0	3,521
November	0	4,093
December	0	4,545
January	0	
February	0	
March	871	
April	1,181	
May	1,176	
June	1,175	

QUALITY

	Quantity	Base Number	Contract	LHB	Wales
% of FP17s for the same patient ID Re-attending within 3 months - Children	25	537	4.7%	8.7%	10.9%
% of FP17s for the same patient ID Re-attending within 3 months - Adults	335	1,951	17.2%	15.0%	15.6%
% of FP17s for the same patient ID Re-attending between 3 & 9 months - Children	118	537	22.0%	57.5%	59.6%
% of FP17s for the same patient ID Re-attending between 3 & 9 months - Adults	490	1,951	25.1%	55.9%	55.6%
% of FP17s for Band 1 Urgent Courses	385	2,355	16.3%	9.1%	8.9%
% of FP17s Relating to Free Repair or Replacements	12	2,355	0.5%	0.7%	0.7%
% of FP17s Relating to Continuations	17	2,355	0.7%	0.8%	0.7%
% of Patients satisfied with the dentistry they have received	3	3	N/A	93.2%	93.3%
% of Patients satisfied with the time they had to wait for an appointment	3	3	N/A	86.7%	88.0%

* This is based on patients treated on this contract for their most recent course of treatment. Figures in italics indicate the base number of FP17s or Patient Questionnaire responses are less than 100. N/A is shown where the base number of responses is less than 10 during the period. % is calculated as Quantity/Base number*100

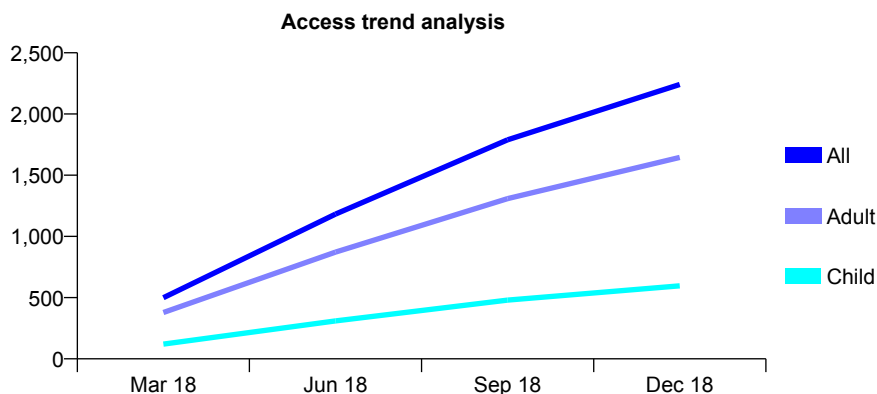
7A4 - Vital Signs At a Glance Contract Report for 100595/0000 - December 2018

Name or company name	MR M KERAI
Contract type name	GDS Contract
Purpose of contract	General
Contract start date	26/01/2018
Contract end date	

18/19 Contracted general activity (UDA)	8,808
Carry forward general activity (UDA)	3
18/19 Contracted orthodontic activity (UOA)	0
Carry forward orthodontic activity (UOA)	0
Baseline contract value	£174,934.75

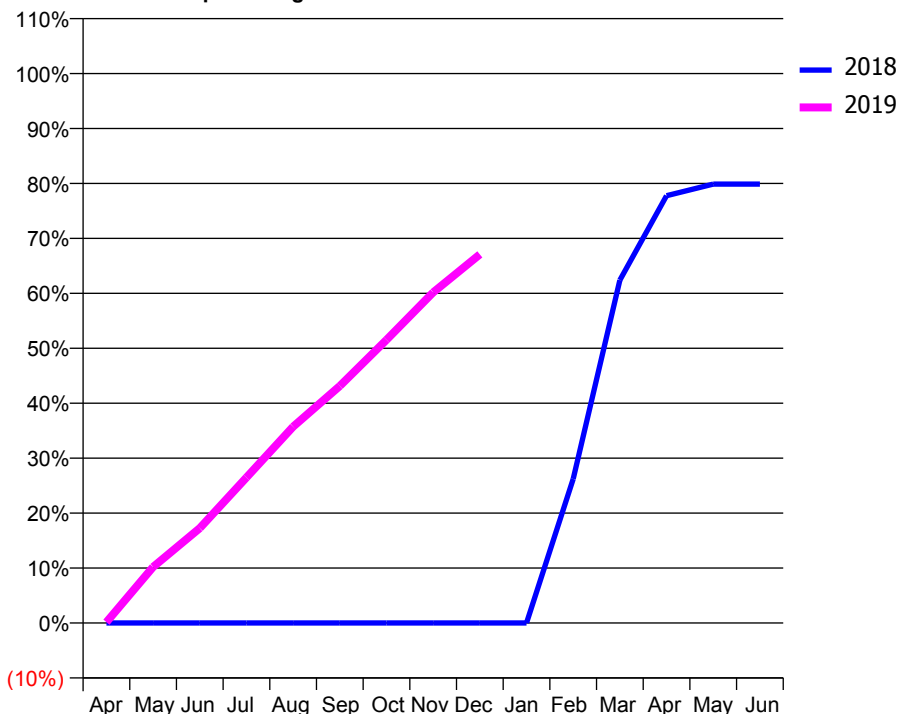
ACCESS*

Patients seen in 24 months	Total	Change since previous quarter
Quarter ending December 2017	0	
Quarter ending March 2018	499	
Quarter ending June 2018	1,182	↑
Quarter ending September 2018	1,789	↑
Quarter ending December 2018	2,241	↑
Variance since December 2017	N/A	



ACTIVITY

Cumulative percentage of contracted UDA delivered 2018 & 2019



Month	Adjusted Scheduled Activity (UDA)	
	2018	2019
April	0	15
May	0	900
June	0	1,522
July	0	2,334
August	0	3,147
September	0	3,799
October	0	4,538
November	0	5,299
December	0	5,908
January	0	
February	422	
March	1,005	
April	1,252	
May	1,286	
June	1,286	

QUALITY

	Quantity	Base Number	Contract	LHB	Wales
% of FP17s for the same patient ID Re-attending within 3 months - Children	34	657	5.2%	8.7%	10.9%
% of FP17s for the same patient ID Re-attending within 3 months - Adults	251	1,952	12.9%	15.0%	15.6%
% of FP17s for the same patient ID Re-attending between 3 & 9 months - Children	97	657	14.8%	57.5%	59.6%
% of FP17s for the same patient ID Re-attending between 3 & 9 months - Adults	360	1,952	18.4%	55.9%	55.6%
% of FP17s for Band 1 Urgent Courses	136	2,505	5.4%	9.1%	8.9%
% of FP17s Relating to Free Repair or Replacements	5	2,505	0.2%	0.7%	0.7%
% of FP17s Relating to Continuations	16	2,505	0.6%	0.8%	0.7%
% of Patients satisfied with the dentistry they have received	2	2	N/A	93.2%	93.3%
% of Patients satisfied with the time they had to wait for an appointment	2	2	N/A	86.7%	88.0%

* This is based on patients treated on this contract for their most recent course of treatment. Figures in italics indicate the base number of FP17s or Patient Questionnaire responses are less than 100. N/A is shown where the base number of responses is less than 10 during the period. % is calculated as Quantity/Base number*100

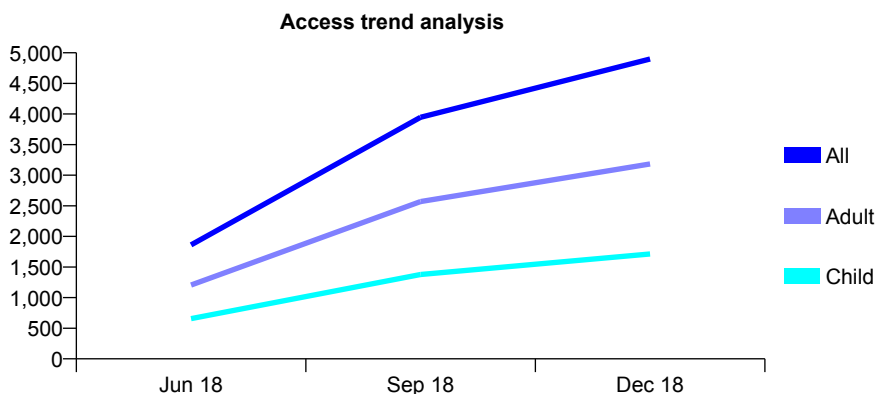
7A4 - Vital Signs At a Glance Contract Report for 100605/0000 - December 2018

Name or company name	Wilson Oral Health Limited
Contract type name	Pilot Contract
Purpose of contract	General
Contract start date	01/04/2018
Contract end date	

18/19 Contracted general activity (UDA)	19,167
Carry forward general activity (UDA)	0
18/19 Contracted orthodontic activity (UOA)	0
Carry forward orthodontic activity (UOA)	0
Baseline contract value	£500,181.98

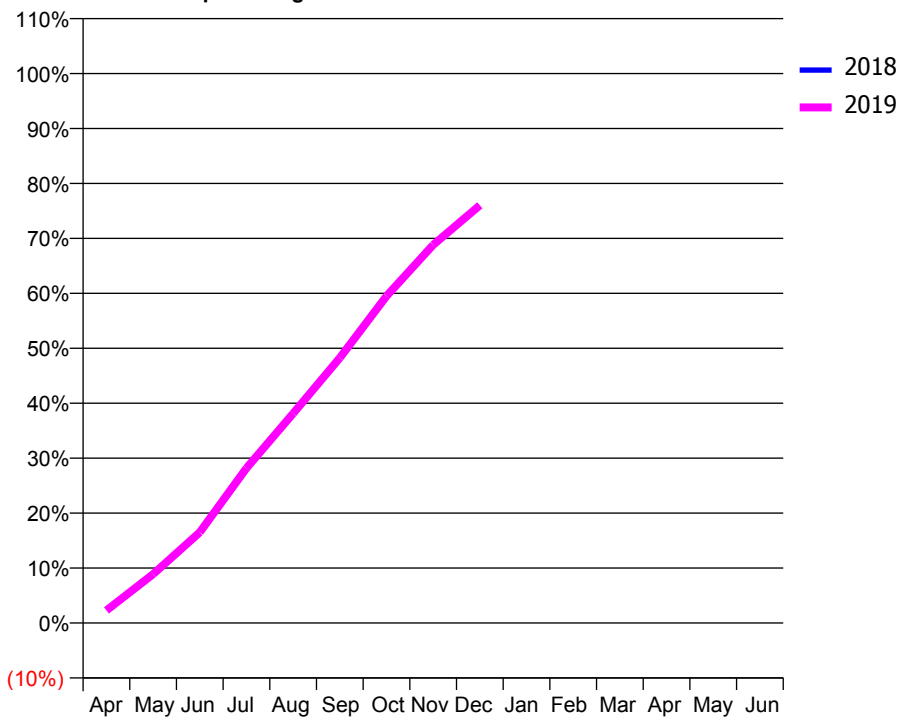
ACCESS*

Patients seen in 24 months	Total	Change since previous quarter
Quarter ending December 2017	0	
Quarter ending March 2018	0	
Quarter ending June 2018	1,862	↑
Quarter ending September 2018	3,946	↑
Quarter ending December 2018	4,898	↑
Variance since December 2017	N/A	



ACTIVITY

Cumulative percentage of contracted UDA delivered 2018 & 2019



Month	Adjusted Scheduled Activity (UDA)	
	2018	2019
April	0	441
May	0	1,707
June	0	3,164
July	0	5,401
August	0	7,311
September	0	9,250
October	0	11,403
November	0	13,190
December	0	14,568
January	0	
February	0	
March	0	
April	0	
May	0	
June	0	

QUALITY

	Quantity	Base Number	Contract	LHB	Wales
% of FP17s for the same patient ID Re-attending within 3 months - Children	90	2,216	4.1%	8.7%	10.9%
% of FP17s for the same patient ID Re-attending within 3 months - Adults	438	4,466	9.8%	15.0%	15.6%
% of FP17s for the same patient ID Re-attending between 3 & 9 months - Children	330	2,216	14.9%	57.5%	59.6%
% of FP17s for the same patient ID Re-attending between 3 & 9 months - Adults	787	4,466	17.6%	55.9%	55.6%
% of FP17s for Band 1 Urgent Courses	430	6,682	6.4%	9.1%	8.9%
% of FP17s Relating to Free Repair or Replacements	20	6,682	0.3%	0.7%	0.7%
% of FP17s Relating to Continuations	27	6,682	0.4%	0.8%	0.7%
% of Patients satisfied with the dentistry they have received	7	7	N/A	93.2%	93.3%
% of Patients satisfied with the time they had to wait for an appointment	6	7	N/A	86.7%	88.0%

* This is based on patients treated on this contract for their most recent course of treatment. Figures in italics indicate the base number of FP17s or Patient Questionnaire responses are less than 100. N/A is shown where the base number of responses is less than 10 during the period. % is calculated as Quantity/Base number*100

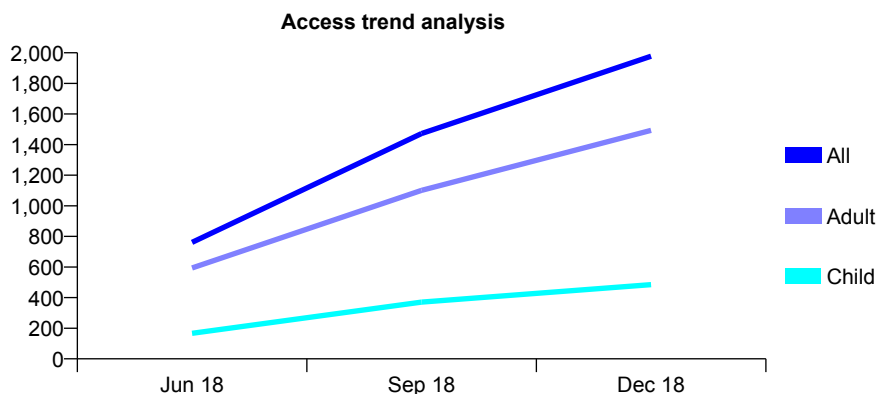
7A4 - Vital Signs At a Glance Contract Report for 100650/0000 - December 2018

Name or company name	BDS Dentists Ltd
Contract type name	GDS Contract
Purpose of contract	General
Contract start date	01/04/2018
Contract end date	

18/19 Contracted general activity (UDA)	7,010
Carry forward general activity (UDA)	0
18/19 Contracted orthodontic activity (UOA)	0
Carry forward orthodontic activity (UOA)	0
Baseline contract value	£176,055.18

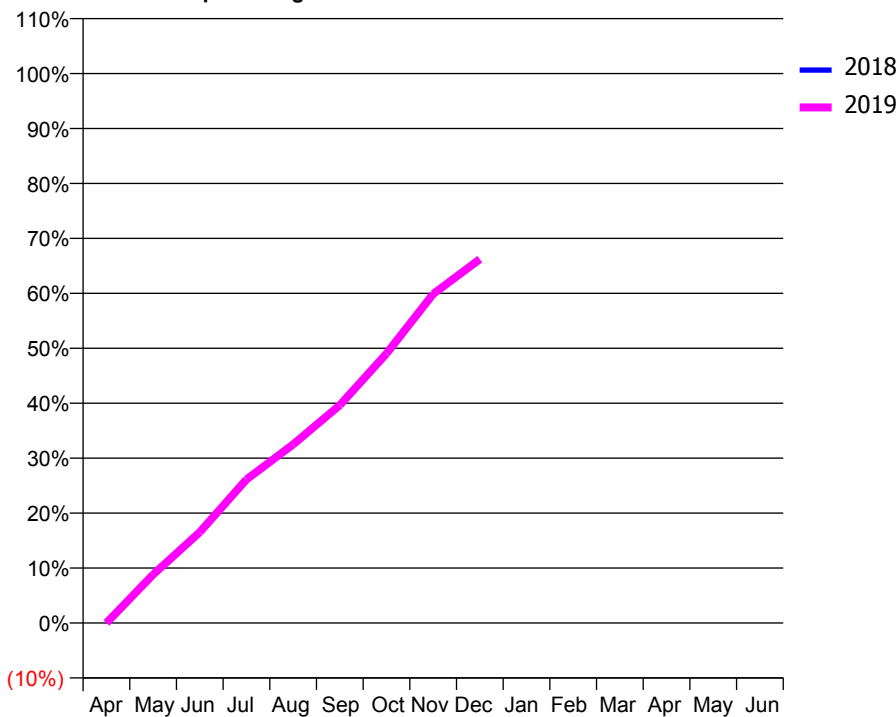
ACCESS*

Patients seen in 24 months	Total	Change since previous quarter
Quarter ending December 2017	0	
Quarter ending March 2018	0	
Quarter ending June 2018	761	↑
Quarter ending September 2018	1,472	↑
Quarter ending December 2018	1,978	↑
Variance since December 2017	N/A	



ACTIVITY

Cumulative percentage of contracted UDA delivered 2018 & 2019



Adjusted Scheduled Activity (UDA)

Month	2018	2019
April	0	0
May	0	618
June	0	1,159
July	0	1,831
August	0	2,278
September	0	2,778
October	0	3,438
November	0	4,197
December	0	4,642
January	0	
February	0	
March	0	
April	0	
May	0	
June	0	

QUALITY

	Quantity	Base Number	Contract	LHB	Wales
% of FP17s for the same patient ID Re-attending within 3 months - Children	33	625	5.3%	8.7%	10.9%
% of FP17s for the same patient ID Re-attending within 3 months - Adults	211	2,055	10.3%	15.0%	15.6%
% of FP17s for the same patient ID Re-attending between 3 & 9 months - Children	83	625	13.3%	57.5%	59.6%
% of FP17s for the same patient ID Re-attending between 3 & 9 months - Adults	321	2,055	15.6%	55.9%	55.6%
% of FP17s for Band 1 Urgent Courses	183	2,680	6.8%	9.1%	8.9%
% of FP17s Relating to Free Repair or Replacements	5	2,680	0.2%	0.7%	0.7%
% of FP17s Relating to Continuations	5	2,680	0.2%	0.8%	0.7%
% of Patients satisfied with the dentistry they have received	9	9	N/A	93.2%	93.3%
% of Patients satisfied with the time they had to wait for an appointment	8	9	N/A	86.7%	88.0%

* This is based on patients treated on this contract for their most recent course of treatment. Figures in italics indicate the base number of FP17s or Patient Questionnaire responses are less than 100. N/A is shown where the base number of responses is less than 10 during the period. % is calculated as Quantity/Base number*100

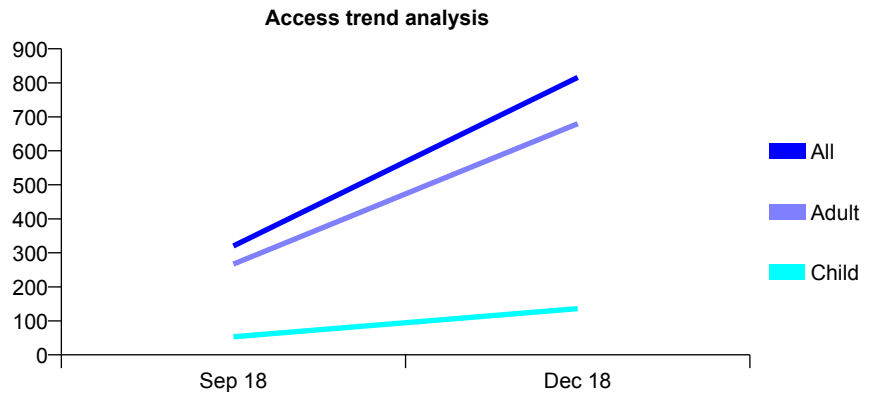
7A4 - Vital Signs At a Glance Contract Report for 100843/0000 - December 2018

Name or company name	East Street D C Ltd
Contract type name	GDS Contract
Purpose of contract	General
Contract start date	01/07/2018
Contract end date	

18/19 Contracted general activity (UDA)	3,182
Carry forward general activity (UDA)	0
18/19 Contracted orthodontic activity (UOA)	0
Carry forward orthodontic activity (UOA)	0
Baseline contract value	£106,049.65

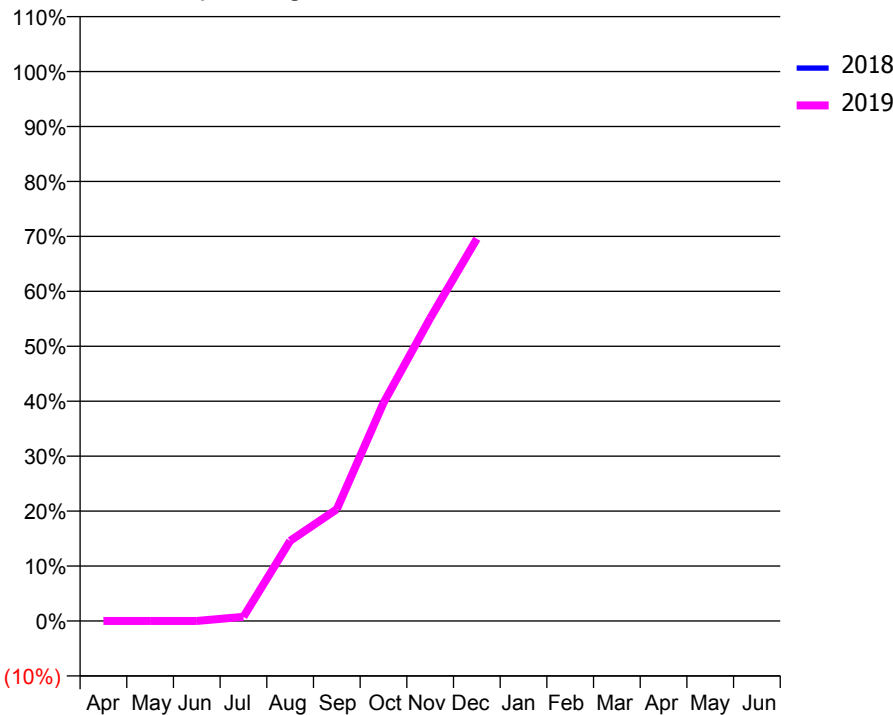
ACCESS*

Patients seen in 24 months	Total	Change since previous quarter
Quarter ending December 2017	0	
Quarter ending March 2018	0	
Quarter ending June 2018	0	
Quarter ending September 2018	320	↑
Quarter ending December 2018	816	↑
Variance since December 2017	N/A	



ACTIVITY

Cumulative percentage of contracted UDA delivered 2018 & 2019



Month	Adjusted Scheduled Activity (UDA)	
	2018	2019
April	0	0
May	0	0
June	0	0
July	0	24
August	0	464
September	0	648
October	0	1,263
November	0	1,753
December	0	2,214
January	0	
February	0	
March	0	
April	0	
May	0	
June	0	

QUALITY

	Quantity	Base Number	Contract	LHB	Wales
% of FP17s for the same patient ID Re-attending within 3 months - Children	6	152	3.9%	8.7%	10.9%
% of FP17s for the same patient ID Re-attending within 3 months - Adults	105	826	12.7%	15.0%	15.6%
% of FP17s for the same patient ID Re-attending between 3 & 9 months - Children	1	152	0.7%	57.5%	59.6%
% of FP17s for the same patient ID Re-attending between 3 & 9 months - Adults	17	826	2.1%	55.9%	55.6%
% of FP17s for Band 1 Urgent Courses	108	978	11.0%	9.1%	8.9%
% of FP17s Relating to Free Repair or Replacements	3	978	0.3%	0.7%	0.7%
% of FP17s Relating to Continuations	11	978	1.1%	0.8%	0.7%
% of Patients satisfied with the dentistry they have received	7	7	N/A	93.2%	93.3%
% of Patients satisfied with the time they had to wait for an appointment	6	7	N/A	86.7%	88.0%

* This is based on patients treated on this contract for their most recent course of treatment. Figures in italics indicate the base number of FP17s or Patient Questionnaire responses are less than 100. N/A is shown where the base number of responses is less than 10 during the period. % is calculated as Quantity/Base number*100

7A4 - Vital Signs At a Glance Contract Report for 100929/0000 - December 2018


Name or company name	Mrs S Gatley
Contract type name	Pilot Contract
Purpose of contract	General
Contract start date	13/12/2018
Contract end date	31/10/2028

18/19 Contracted general activity (UDA)	3,869
Carry forward general activity (UDA)	0
18/19 Contracted orthodontic activity (UOA)	0
Carry forward orthodontic activity (UOA)	0
Baseline contract value	£133,048.35

ACCESS*

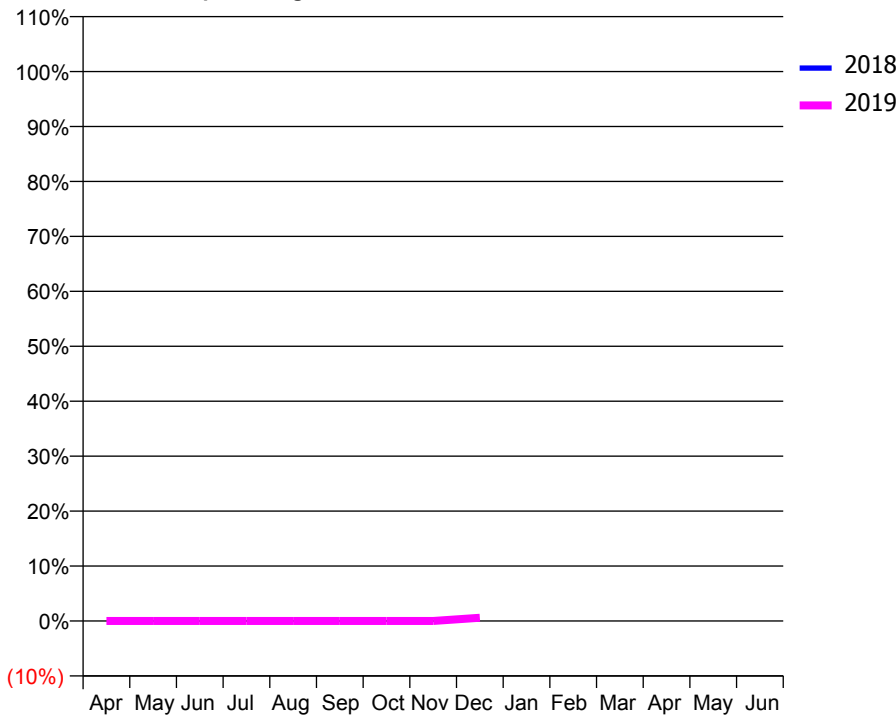
Patients seen in 24 months	Total	Change since previous quarter
Quarter ending December 2017	0	
Quarter ending March 2018	0	
Quarter ending June 2018	0	
Quarter ending September 2018	0	
Quarter ending December 2018	93	↑
Variance since December 2017	N/A	

Access trend analysis



ACTIVITY

Cumulative percentage of contracted UDA delivered 2018 & 2019



Month	Adjusted Scheduled Activity (UDA)	
	2018	2019
April	0	0
May	0	0
June	0	0
July	0	0
August	0	0
September	0	0
October	0	0
November	0	0
December	0	23
January	0	
February	0	
March	0	
April	0	
May	0	
June	0	

QUALITY

	Quantity	Base Number	Contract	LHB	Wales
% of FP17s for the same patient ID Re-attending within 3 months - Children	0	3	0.0%	8.7%	10.9%
% of FP17s for the same patient ID Re-attending within 3 months - Adults	0	16	0.0%	15.0%	15.6%
% of FP17s for the same patient ID Re-attending between 3 & 9 months - Children	0	3	0.0%	57.5%	59.6%
% of FP17s for the same patient ID Re-attending between 3 & 9 months - Adults	0	16	0.0%	55.9%	55.6%
% of FP17s for Band 1 Urgent Courses	0	19	0.0%	9.1%	8.9%
% of FP17s Relating to Free Repair or Replacements	0	19	0.0%	0.7%	0.7%
% of FP17s Relating to Continuations	0	19	0.0%	0.8%	0.7%
% of Patients satisfied with the dentistry they have received	0	0	N/A	93.2%	93.3%
% of Patients satisfied with the time they had to wait for an appointment	0	0	N/A	86.7%	88.0%

* This is based on patients treated on this contract for their most recent course of treatment. Figures in italics indicate the base number of FP17s or Patient Questionnaire responses are less than 100. N/A is shown where the base number of responses is less than 10 during the period. % is calculated as Quantity/Base number*100

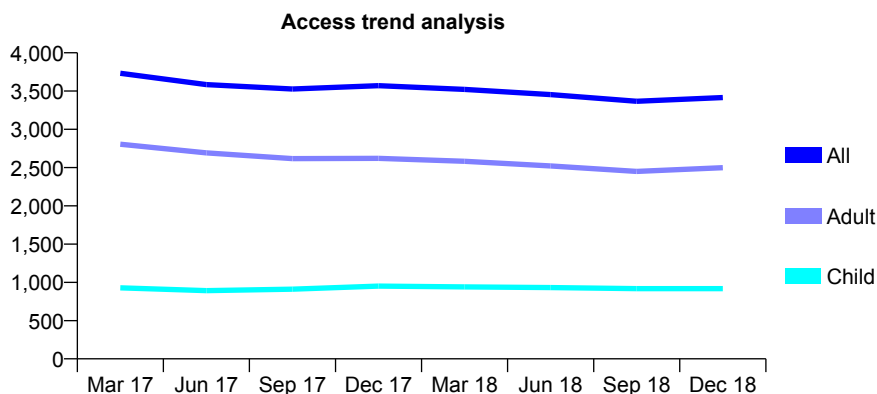
7A4 - Vital Signs At a Glance Contract Report for 101338/0151 - December 2018

Name or company name	Whitecross Dental Care Limited
Contract type name	GDS Contract
Purpose of contract	General
Contract start date	01/11/2014
Contract end date	

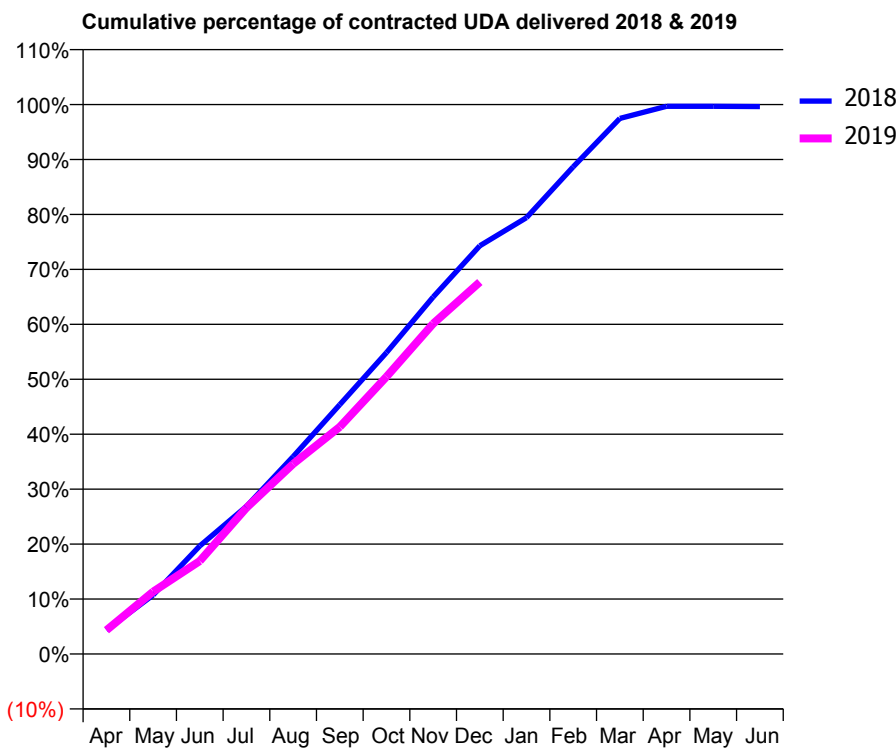
18/19 Contracted general activity (UDA)	11,700
Carry forward general activity (UDA)	42
18/19 Contracted orthodontic activity (UOA)	0
Carry forward orthodontic activity (UOA)	0
Baseline contract value	£293,080.96

ACCESS*

Patients seen in 24 months	Total	Change since previous quarter
Quarter ending December 2017	3,570	
Quarter ending March 2018	3,522	↓
Quarter ending June 2018	3,453	↓
Quarter ending September 2018	3,367	↓
Quarter ending December 2018	3,416	→
Variance since December 2017	(4.3%)	↓



ACTIVITY



Month	Adjusted Scheduled Activity (UDA)	
	2018	2019
April	510	507
May	1,256	1,328
June	2,302	1,980
July	3,146	3,112
August	4,205	4,046
September	5,312	4,837
October	6,417	5,905
November	7,602	7,034
December	8,693	7,920
January	9,292	
February	10,374	
March	11,404	
April	11,663	
May	11,662	
June	11,658	

QUALITY

	Quantity	Base Number	Contract	LHB	Wales
% of FP17s for the same patient ID Re-attending within 3 months - Children	22	896	2.5%	8.7%	10.9%
% of FP17s for the same patient ID Re-attending within 3 months - Adults	119	2,616	4.5%	15.0%	15.6%
% of FP17s for the same patient ID Re-attending between 3 & 9 months - Children	408	896	45.5%	57.5%	59.6%
% of FP17s for the same patient ID Re-attending between 3 & 9 months - Adults	1,634	2,616	62.5%	55.9%	55.6%
% of FP17s for Band 1 Urgent Courses	78	3,399	2.3%	9.1%	8.9%
% of FP17s Relating to Free Repair or Replacements	12	3,399	0.4%	0.7%	0.7%
% of FP17s Relating to Continuations	6	3,399	0.2%	0.8%	0.7%
% of Patients satisfied with the dentistry they have received	3	4	N/A	93.2%	93.3%
% of Patients satisfied with the time they had to wait for an appointment	3	4	N/A	86.7%	88.0%

* This is based on patients treated on this contract for their most recent course of treatment. Figures in italics indicate the base number of FP17s or Patient Questionnaire responses are less than 100. N/A is shown where the base number of responses is less than 10 during the period. % is calculated as Quantity/Base number*100

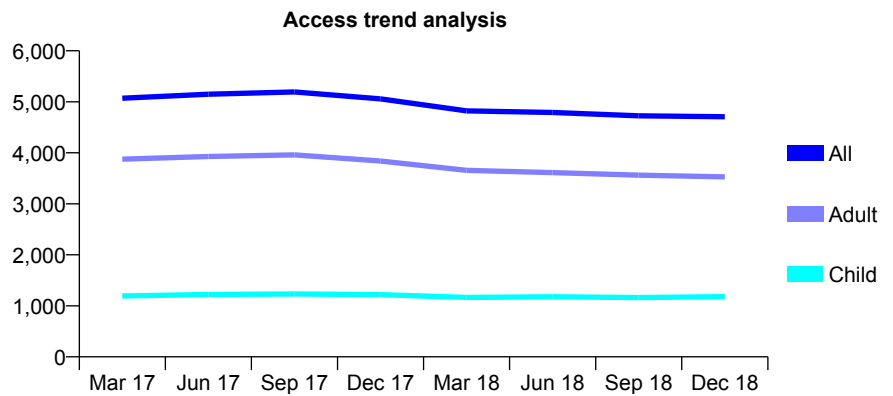
7A4 - Vital Signs At a Glance Contract Report for 101338/0152 - December 2018

Name or company name	Whitecross Dental Care Limited
Contract type name	GDS Contract
Purpose of contract	General
Contract start date	01/04/2015
Contract end date	

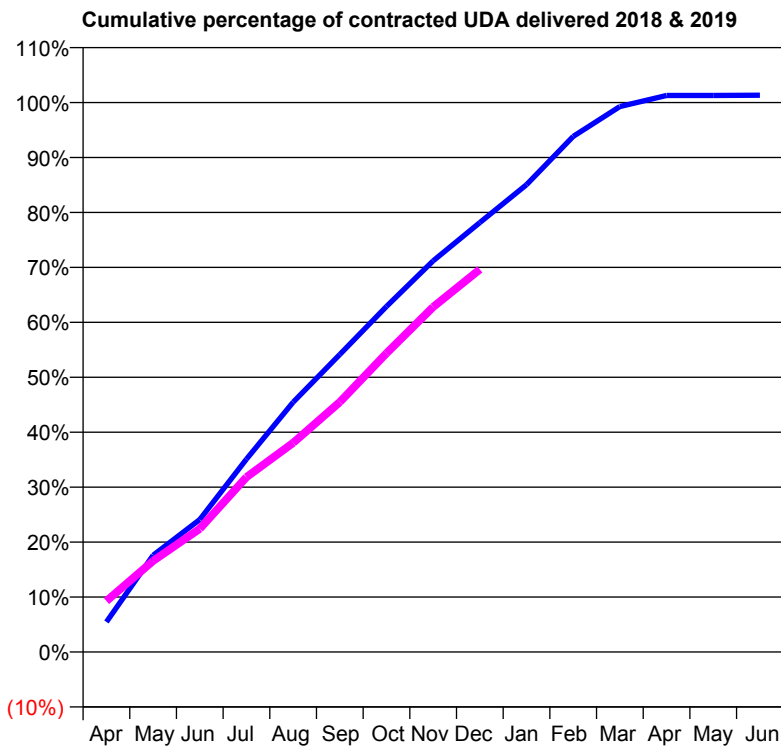
18/19 Contracted general activity (UDA)	13,434
Carry forward general activity (UDA)	-179
18/19 Contracted orthodontic activity (UOA)	0
Carry forward orthodontic activity (UOA)	0
Baseline contract value	£361,410.64

ACCESS*

Patients seen in 24 months	Total	Change since previous quarter
Quarter ending December 2017	5,058	
Quarter ending March 2018	4,821	↓
Quarter ending June 2018	4,790	→
Quarter ending September 2018	4,725	↓
Quarter ending December 2018	4,708	→
Variance since December 2017	(6.9%)	↓



ACTIVITY



Month	Adjusted Scheduled Activity (UDA)	
	2018	2019
April	735	1,245
May	2,365	2,227
June	3,238	3,014
July	4,714	4,276
August	6,108	5,114
September	7,276	6,111
October	8,449	7,305
November	9,562	8,435
December	10,498	9,354
January	11,425	
February	12,605	
March	13,334	
April	13,605	
May	13,605	
June	13,613	

QUALITY

	Quantity	Base Number	Contract	LHB	Wales
% of FP17s for the same patient ID Re-attending within 3 months - Children	56	1,149	4.9%	8.7%	10.9%
% of FP17s for the same patient ID Re-attending within 3 months - Adults	283	3,401	8.3%	15.0%	15.6%
% of FP17s for the same patient ID Re-attending between 3 & 9 months - Children	613	1,149	53.4%	57.5%	59.6%
% of FP17s for the same patient ID Re-attending between 3 & 9 months - Adults	2,024	3,401	59.5%	55.9%	55.6%
% of FP17s for Band 1 Urgent Courses	173	4,420	3.9%	9.1%	8.9%
% of FP17s Relating to Free Repair or Replacements	20	4,420	0.5%	0.7%	0.7%
% of FP17s Relating to Continuations	44	4,420	1.0%	0.8%	0.7%
% of Patients satisfied with the dentistry they have received	7	7	N/A	93.2%	93.3%
% of Patients satisfied with the time they had to wait for an appointment	6	7	N/A	86.7%	88.0%

* This is based on patients treated on this contract for their most recent course of treatment. Figures in italics indicate the base number of FP17s or Patient Questionnaire responses are less than 100. N/A is shown where the base number of responses is less than 10 during the period. % is calculated as Quantity/Base number*100

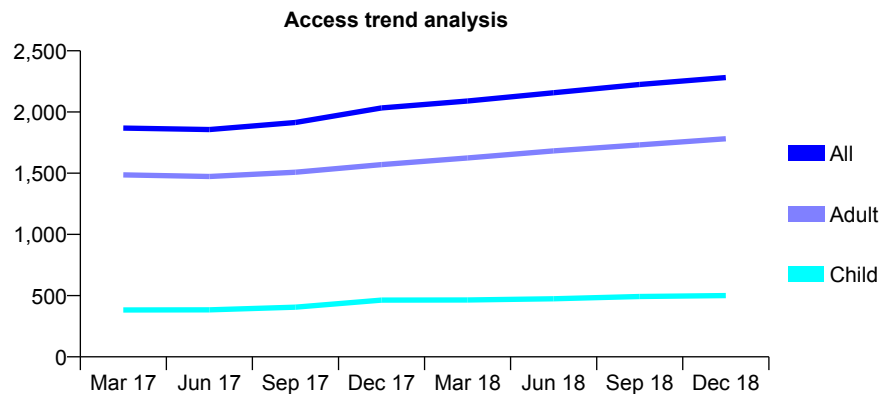
7A4 - Vital Signs At a Glance Contract Report for 104272/0001 - December 2018

Name or company name	Dragon Tears Limited
Contract type name	GDS Contract
Purpose of contract	General
Contract start date	01/07/2014
Contract end date	

18/19 Contracted general activity (UDA)	6,026
Carry forward general activity (UDA)	226
18/19 Contracted orthodontic activity (UOA)	0
Carry forward orthodontic activity (UOA)	0
Baseline contract value	£159,585.58

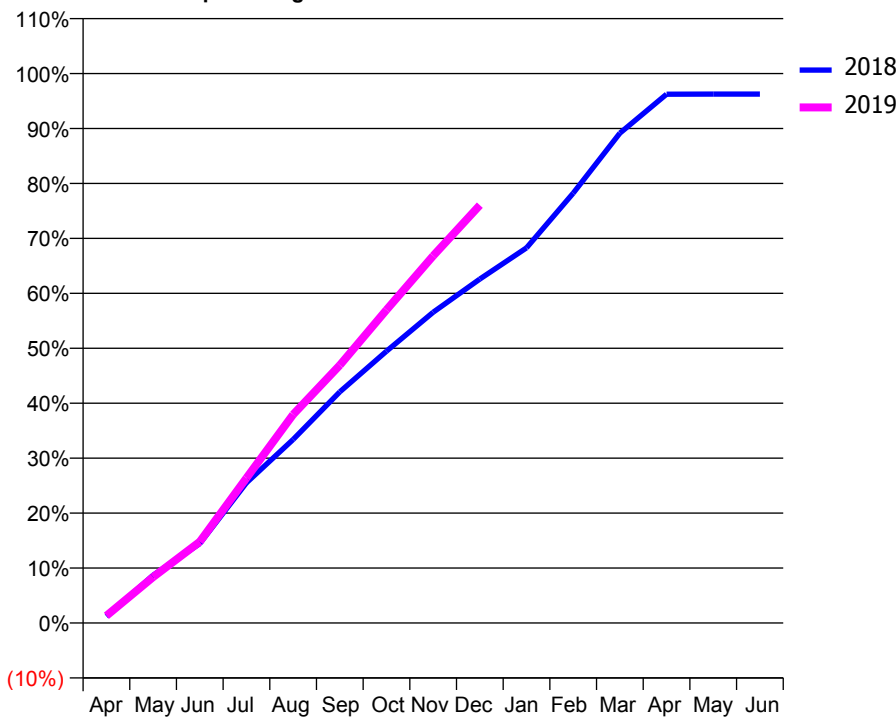
ACCESS*

Patients seen in 24 months	Total	Change since previous quarter
Quarter ending December 2017	2,033	
Quarter ending March 2018	2,090	↑
Quarter ending June 2018	2,157	↑
Quarter ending September 2018	2,225	↑
Quarter ending December 2018	2,282	↑
Variance since December 2017	12.2%	↑



ACTIVITY

Cumulative percentage of contracted UDA delivered 2018 & 2019



Month	Adjusted Scheduled Activity (UDA)	
	2018	2019
April	72	80
May	525	503
June	870	891
July	1,538	1,591
August	2,013	2,287
September	2,535	2,828
October	2,981	3,434
November	3,408	4,026
December	3,772	4,583
January	4,115	
February	4,714	
March	5,371	
April	5,799	
May	5,800	
June	5,800	

QUALITY

	Quantity	Base Number	Contract	LHB	Wales
% of FP17s for the same patient ID Re-attending within 3 months - Children	30	517	5.8%	8.7%	10.9%
% of FP17s for the same patient ID Re-attending within 3 months - Adults	368	2,062	17.8%	15.0%	15.6%
% of FP17s for the same patient ID Re-attending between 3 & 9 months - Children	272	517	52.6%	57.5%	59.6%
% of FP17s for the same patient ID Re-attending between 3 & 9 months - Adults	1,059	2,062	51.4%	55.9%	55.6%
% of FP17s for Band 1 Urgent Courses	293	2,385	12.3%	9.1%	8.9%
% of FP17s Relating to Free Repair or Replacements	11	2,385	0.5%	0.7%	0.7%
% of FP17s Relating to Continuations	2	2,385	0.1%	0.8%	0.7%
% of Patients satisfied with the dentistry they have received	9	11	81.8%	93.2%	93.3%
% of Patients satisfied with the time they had to wait for an appointment	9	11	81.8%	86.7%	88.0%

* This is based on patients treated on this contract for their most recent course of treatment. Figures in italics indicate the base number of FP17s or Patient Questionnaire responses are less than 100. N/A is shown where the base number of responses is less than 10 during the period. % is calculated as Quantity/Base number*100

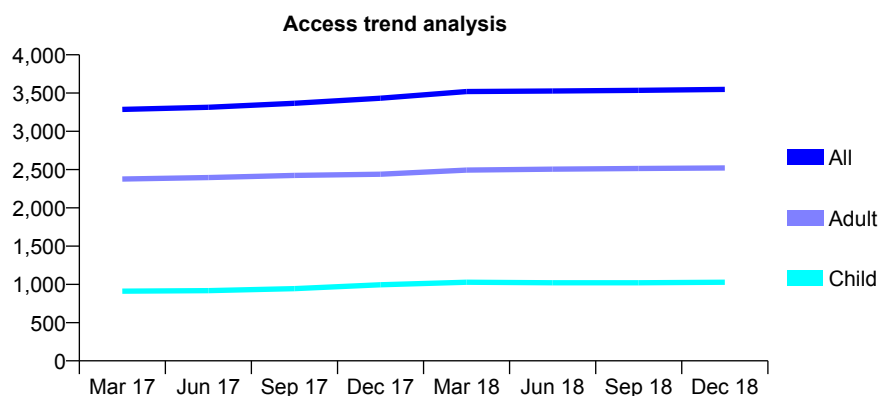
7A4 - Vital Signs At a Glance Contract Report for 105015/0001 - December 2018

Name or company name	Colchester Dental Surgery Limited
Contract type name	GDS Contract
Purpose of contract	General
Contract start date	01/06/2011
Contract end date	

18/19 Contracted general activity (UDA)	8,429
Carry forward general activity (UDA)	0
18/19 Contracted orthodontic activity (UOA)	0
Carry forward orthodontic activity (UOA)	0
Baseline contract value	£190,371.97

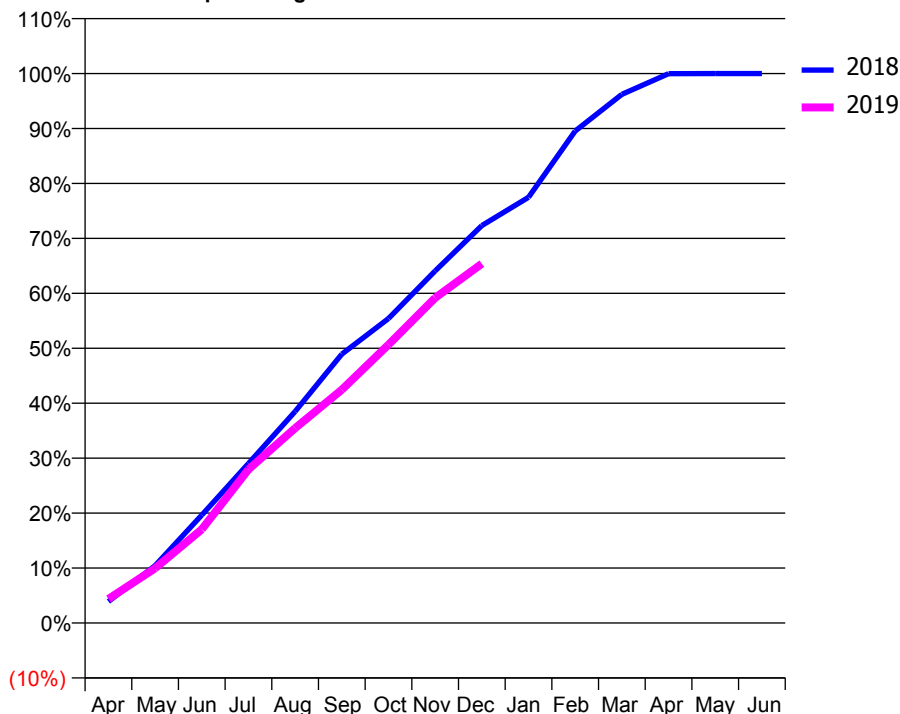
ACCESS*

Patients seen in 24 months	Total	Change since previous quarter
Quarter ending December 2017	3,433	
Quarter ending March 2018	3,520	↑
Quarter ending June 2018	3,527	→
Quarter ending September 2018	3,536	→
Quarter ending December 2018	3,548	→
Variance since December 2017	3.3%	↑



ACTIVITY

Cumulative percentage of contracted UDA delivered 2018 & 2019



Month	Adjusted Scheduled Activity (UDA)	
	2018	2019
April	330	368
May	880	839
June	1,655	1,436
July	2,448	2,356
August	3,245	2,990
September	4,125	3,578
October	4,671	4,269
November	5,402	4,988
December	6,097	5,512
January	6,530	
February	7,546	
March	8,108	
April	8,427	
May	8,429	
June	8,429	

QUALITY

	Quantity	Base Number	Contract	LHB	Wales
% of FP17s for the same patient ID Re-attending within 3 months - Children	93	1,212	7.7%	8.7%	10.9%
% of FP17s for the same patient ID Re-attending within 3 months - Adults	396	2,763	14.3%	15.0%	15.6%
% of FP17s for the same patient ID Re-attending between 3 & 9 months - Children	824	1,212	68.0%	57.5%	59.6%
% of FP17s for the same patient ID Re-attending between 3 & 9 months - Adults	1,661	2,763	60.1%	55.9%	55.6%
% of FP17s for Band 1 Urgent Courses	392	3,741	10.5%	9.1%	8.9%
% of FP17s Relating to Free Repair or Replacements	7	3,741	0.2%	0.7%	0.7%
% of FP17s Relating to Continuations	3	3,741	0.1%	0.8%	0.7%
% of Patients satisfied with the dentistry they have received	6	6	N/A	93.2%	93.3%
% of Patients satisfied with the time they had to wait for an appointment	6	6	N/A	86.7%	88.0%

* This is based on patients treated on this contract for their most recent course of treatment. Figures in italics indicate the base number of FP17s or Patient Questionnaire responses are less than 100. N/A is shown where the base number of responses is less than 10 during the period. % is calculated as Quantity/Base number*100

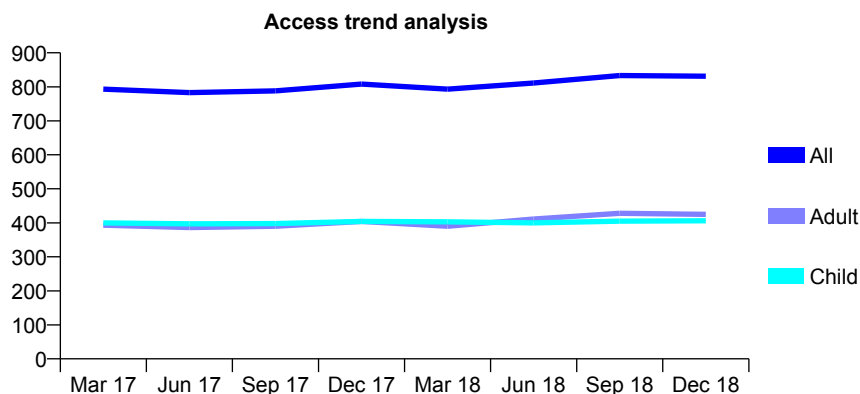
7A4 - Vital Signs At a Glance Contract Report for 107107/0001 - December 2018

Name or company name	Jenkins Locum & Administration Services L
Contract type name	GDS Contract
Purpose of contract	General
Contract start date	01/07/2007
Contract end date	

18/19 Contracted general activity (UDA)	2,100
Carry forward general activity (UDA)	0
18/19 Contracted orthodontic activity (UOA)	0
Carry forward orthodontic activity (UOA)	0
Baseline contract value	£53,937.18

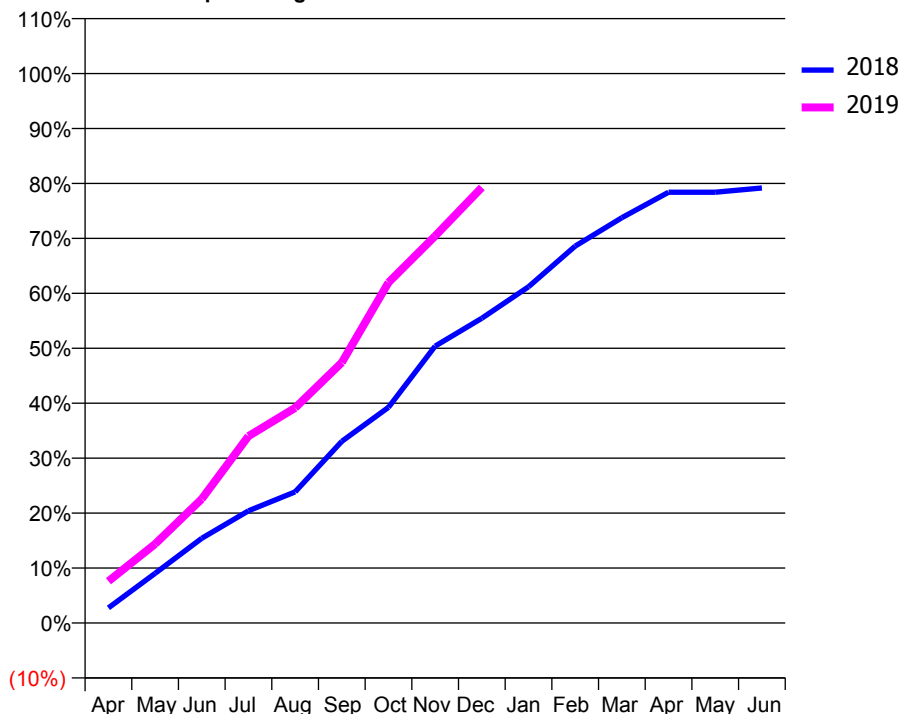
ACCESS*

Patients seen in 24 months	Total	Change since previous quarter
Quarter ending December 2017	808	
Quarter ending March 2018	793	↓
Quarter ending June 2018	811	↑
Quarter ending September 2018	833	↑
Quarter ending December 2018	831	→
Variance since December 2017	2.8%	↑



ACTIVITY

Cumulative percentage of contracted UDA delivered 2018 & 2019



Month	Adjusted Scheduled Activity (UDA)	
	2018	2019
April	65	160
May	215	302
June	366	474
July	484	714
August	566	822
September	784	995
October	931	1,301
November	1,195	1,479
December	1,315	1,665
January	1,451	
February	1,627	
March	1,749	
April	1,860	
May	1,860	
June	1,878	

QUALITY

	Quantity	Base Number	Contract	LHB	Wales
% of FP17s for the same patient ID Re-attending within 3 months - Children	25	491	5.1%	8.7%	10.9%
% of FP17s for the same patient ID Re-attending within 3 months - Adults	71	431	16.5%	15.0%	15.6%
% of FP17s for the same patient ID Re-attending between 3 & 9 months - Children	300	491	61.1%	57.5%	59.6%
% of FP17s for the same patient ID Re-attending between 3 & 9 months - Adults	170	431	39.4%	55.9%	55.6%
% of FP17s for Band 1 Urgent Courses	66	857	7.7%	9.1%	8.9%
% of FP17s Relating to Free Repair or Replacements	0	857	0.0%	0.7%	0.7%
% of FP17s Relating to Continuations	0	857	0.0%	0.8%	0.7%
% of Patients satisfied with the dentistry they have received	0	0	N/A	93.2%	93.3%
% of Patients satisfied with the time they had to wait for an appointment	0	0	N/A	86.7%	88.0%

* This is based on patients treated on this contract for their most recent course of treatment. Figures in italics indicate the base number of FP17s or Patient Questionnaire responses are less than 100. N/A is shown where the base number of responses is less than 10 during the period. % is calculated as Quantity/Base number*100

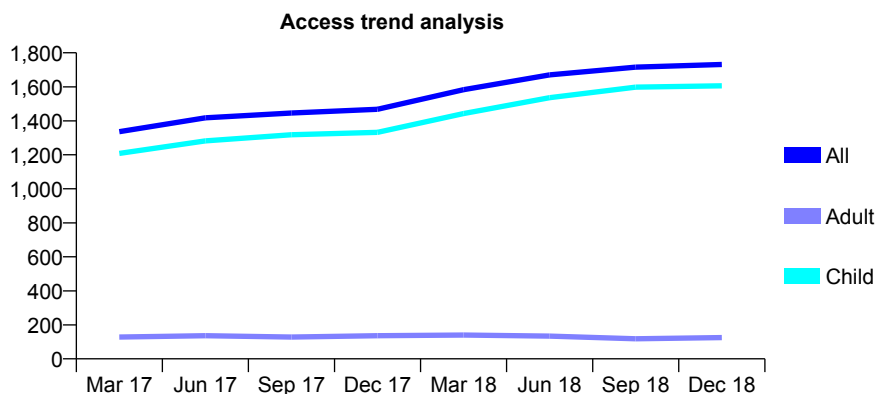
7A4 - Vital Signs At a Glance Contract Report for 108014/0001 - December 2018

Name or company name	Smiles Studio Penarth Ltd
Contract type name	GDS Contract
Purpose of contract	General
Contract start date	01/01/2012
Contract end date	

18/19 Contracted general activity (UDA)	2,750
Carry forward general activity (UDA)	544
18/19 Contracted orthodontic activity (UOA)	0
Carry forward orthodontic activity (UOA)	0
Baseline contract value	£71,587.16

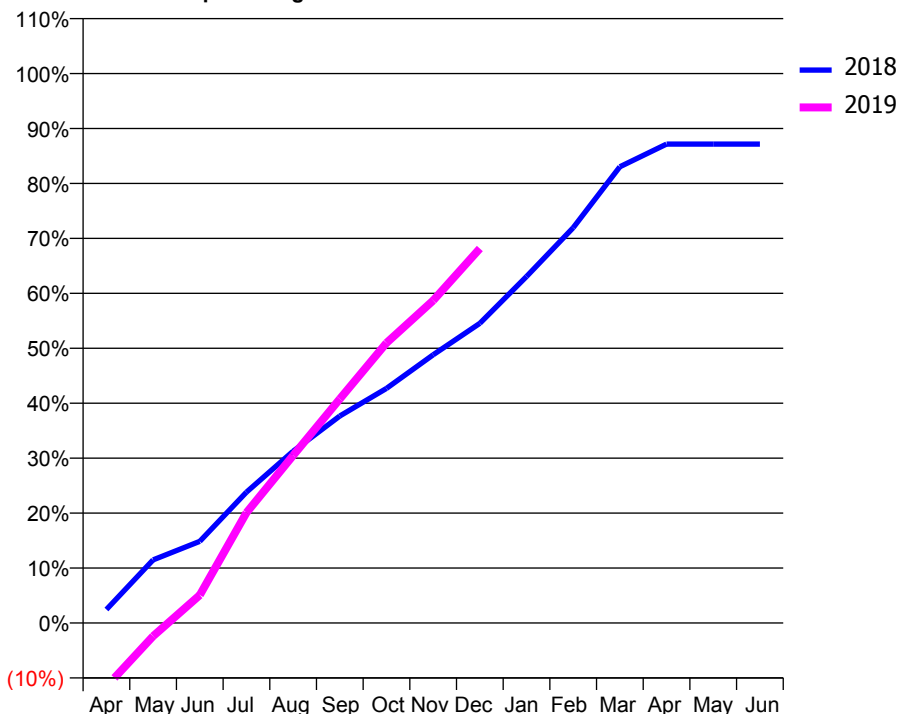
ACCESS*

Patients seen in 24 months	Total	Change since previous quarter
Quarter ending December 2017	1,468	
Quarter ending March 2018	1,583	↑
Quarter ending June 2018	1,670	↑
Quarter ending September 2018	1,716	↑
Quarter ending December 2018	1,731	→
Variance since December 2017	17.9%	↑



ACTIVITY

Cumulative percentage of contracted UDA delivered 2018 & 2019



Month	Adjusted Scheduled Activity (UDA)	
	2018	2019
April	104	-319
May	487	-67
June	630	140
July	1,009	552
August	1,324	838
September	1,597	1,121
October	1,810	1,402
November	2,068	1,614
December	2,311	1,874
January	2,671	
February	3,048	
March	3,518	
April	3,693	
May	3,693	
June	3,693	

QUALITY

	Quantity	Base Number	Contract	LHB	Wales
% of FP17s for the same patient ID Re-attending within 3 months - Children	167	1,910	8.7%	8.7%	10.9%
% of FP17s for the same patient ID Re-attending within 3 months - Adults	6	52	11.5%	15.0%	15.6%
% of FP17s for the same patient ID Re-attending between 3 & 9 months - Children	1,106	1,910	57.9%	57.5%	59.6%
% of FP17s for the same patient ID Re-attending between 3 & 9 months - Adults	30	52	57.7%	55.9%	55.6%
% of FP17s for Band 1 Urgent Courses	71	1,878	3.8%	9.1%	8.9%
% of FP17s Relating to Free Repair or Replacements	1	1,878	0.1%	0.7%	0.7%
% of FP17s Relating to Continuations	0	1,878	0.0%	0.8%	0.7%
% of Patients satisfied with the dentistry they have received	0	0	N/A	93.2%	93.3%
% of Patients satisfied with the time they had to wait for an appointment	0	0	N/A	86.7%	88.0%

* This is based on patients treated on this contract for their most recent course of treatment. Figures in italics indicate the base number of FP17s or Patient Questionnaire responses are less than 100. N/A is shown where the base number of responses is less than 10 during the period. % is calculated as Quantity/Base number*100

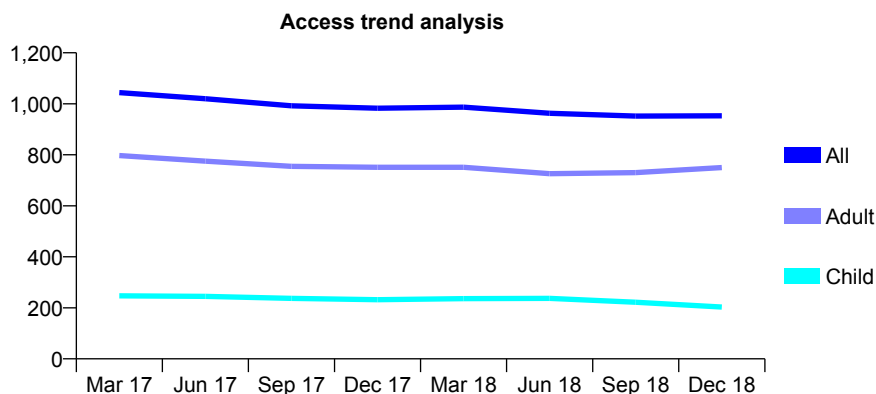
7A4 - Vital Signs At a Glance Contract Report for 108200/0002 - December 2018

Name or company name	Cardiff & Vale University Health Board
Contract type name	PDS Contract
Purpose of contract	General
Contract start date	01/04/2006
Contract end date	31/12/2026

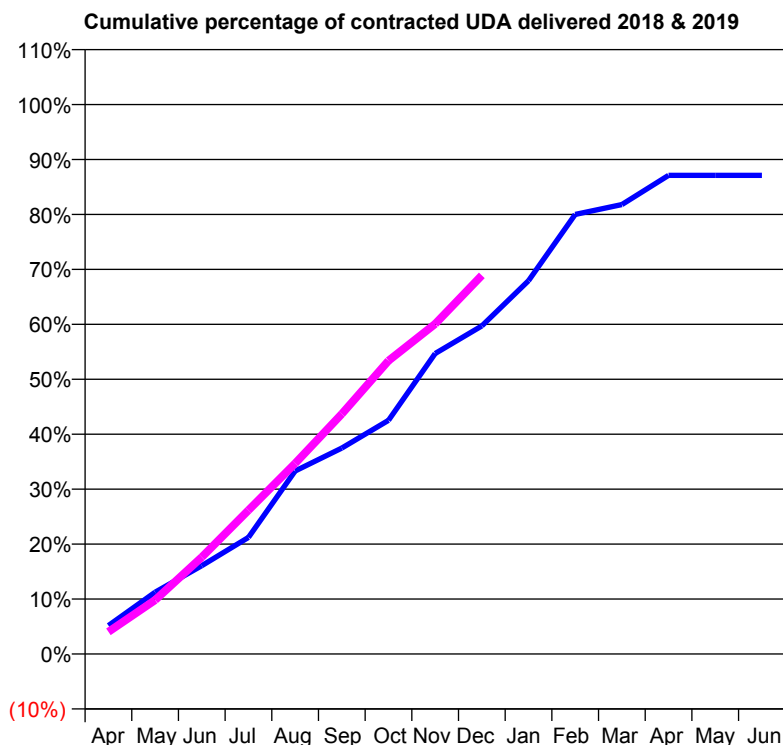
18/19 Contracted general activity (UDA)	2,192
Carry forward general activity (UDA)	0
18/19 Contracted orthodontic activity (UOA)	0
Carry forward orthodontic activity (UOA)	0
Baseline contract value	£54,870.10

ACCESS*

Patients seen in 24 months	Total	Change since previous quarter
Quarter ending December 2017	983	
Quarter ending March 2018	987	→
Quarter ending June 2018	963	↓
Quarter ending September 2018	952	↓
Quarter ending December 2018	953	→
Variance since December 2017	(3.1%)	↓



ACTIVITY



Month	Adjusted Scheduled Activity (UDA)	
	2018	2019
April	113	88
May	247	215
June	352	386
July	465	574
August	730	760
September	821	958
October	932	1,170
November	1,199	1,317
December	1,309	1,510
January	1,489	
February	1,753	
March	1,793	
April	1,909	
May	1,909	
June	1,909	

QUALITY

	Quantity	Base Number	Contract	LHB	Wales
% of FP17s for the same patient ID Re-attending within 3 months - Children	9	184	4.9%	8.7%	10.9%
% of FP17s for the same patient ID Re-attending within 3 months - Adults	75	645	11.6%	15.0%	15.6%
% of FP17s for the same patient ID Re-attending between 3 & 9 months - Children	93	184	50.5%	57.5%	59.6%
% of FP17s for the same patient ID Re-attending between 3 & 9 months - Adults	227	645	35.2%	55.9%	55.6%
% of FP17s for Band 1 Urgent Courses	47	766	6.1%	9.1%	8.9%
% of FP17s Relating to Free Repair or Replacements	0	766	0.0%	0.7%	0.7%
% of FP17s Relating to Continuations	5	766	0.7%	0.8%	0.7%
% of Patients satisfied with the dentistry they have received	0	0	N/A	93.2%	93.3%
% of Patients satisfied with the time they had to wait for an appointment	0	0	N/A	86.7%	88.0%

* This is based on patients treated on this contract for their most recent course of treatment. Figures in italics indicate the base number of FP17s or Patient Questionnaire responses are less than 100. N/A is shown where the base number of responses is less than 10 during the period. % is calculated as Quantity/Base number*100

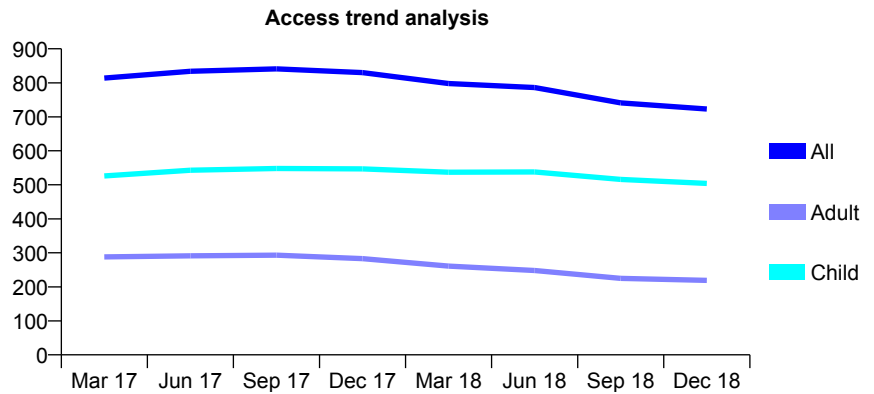
7A4 - Vital Signs At a Glance Contract Report for 112615/0001 - December 2018

Name or company name	Moorcastle Ltd
Contract type name	GDS Contract
Purpose of contract	General
Contract start date	01/08/2015
Contract end date	

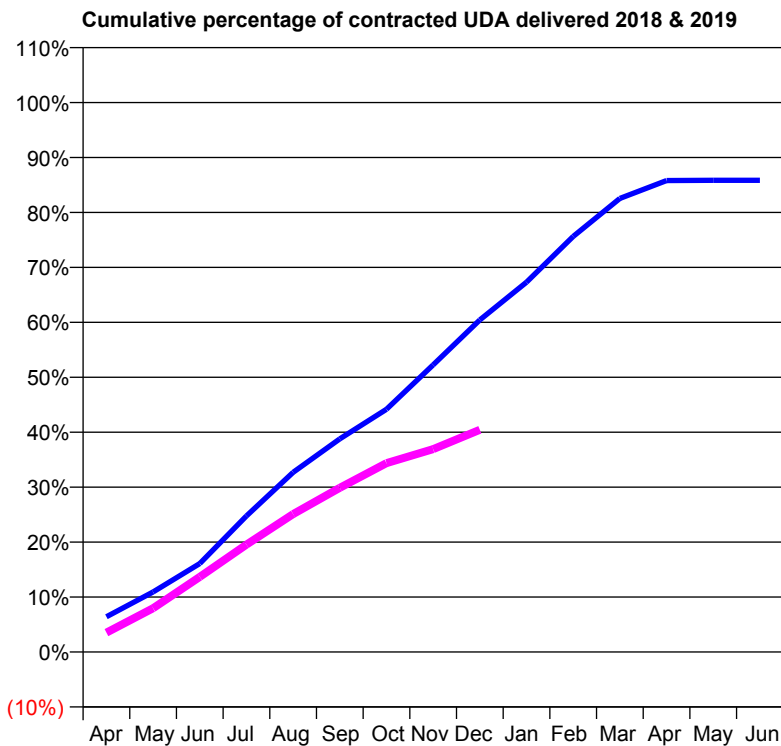
18/19 Contracted general activity (UDA)	2,144
Carry forward general activity (UDA)	0
18/19 Contracted orthodontic activity (UOA)	0
Carry forward orthodontic activity (UOA)	0
Baseline contract value	£54,681.41

ACCESS*

Patients seen in 24 months	Total	Change since previous quarter
Quarter ending December 2017	830	
Quarter ending March 2018	798	↓
Quarter ending June 2018	786	↓
Quarter ending September 2018	741	↓
Quarter ending December 2018	723	↓
Variance since December 2017	(12.9%)	↓



ACTIVITY



Month	Adjusted Scheduled Activity (UDA)	
	2018	2019
April	137	76
May	234	171
June	345	293
July	531	419
August	701	538
September	832	641
October	947	737
November	1,120	792
December	1,296	867
January	1,443	
February	1,621	
March	1,770	
April	1,840	
May	1,841	
June	1,841	

QUALITY

	Quantity	Base Number	Contract	LHB	Wales
% of FP17s for the same patient ID Re-attending within 3 months - Children	34	395	8.6%	8.7%	10.9%
% of FP17s for the same patient ID Re-attending within 3 months - Adults	24	172	14.0%	15.0%	15.6%
% of FP17s for the same patient ID Re-attending between 3 & 9 months - Children	237	395	60.0%	57.5%	59.6%
% of FP17s for the same patient ID Re-attending between 3 & 9 months - Adults	99	172	57.6%	55.9%	55.6%
% of FP17s for Band 1 Urgent Courses	41	527	7.8%	9.1%	8.9%
% of FP17s Relating to Free Repair or Replacements	0	527	0.0%	0.7%	0.7%
% of FP17s Relating to Continuations	2	527	0.4%	0.8%	0.7%
% of Patients satisfied with the dentistry they have received	1	1	N/A	93.2%	93.3%
% of Patients satisfied with the time they had to wait for an appointment	1	1	N/A	86.7%	88.0%

* This is based on patients treated on this contract for their most recent course of treatment. Figures in italics indicate the base number of FP17s or Patient Questionnaire responses are less than 100. N/A is shown where the base number of responses is less than 10 during the period. % is calculated as Quantity/Base number*100

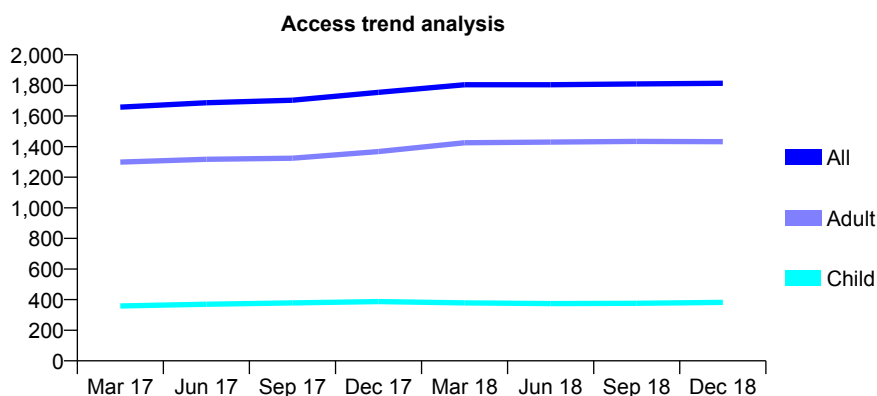
7A4 - Vital Signs At a Glance Contract Report for 121304/0001 - December 2018

Name or company name	Penarth Dental Healthcare Ltd
Contract type name	GDS Contract
Purpose of contract	General
Contract start date	01/04/2014
Contract end date	

18/19 Contracted general activity (UDA)	5,867
Carry forward general activity (UDA)	8
18/19 Contracted orthodontic activity (UOA)	0
Carry forward orthodontic activity (UOA)	0
Baseline contract value	£169,511.71

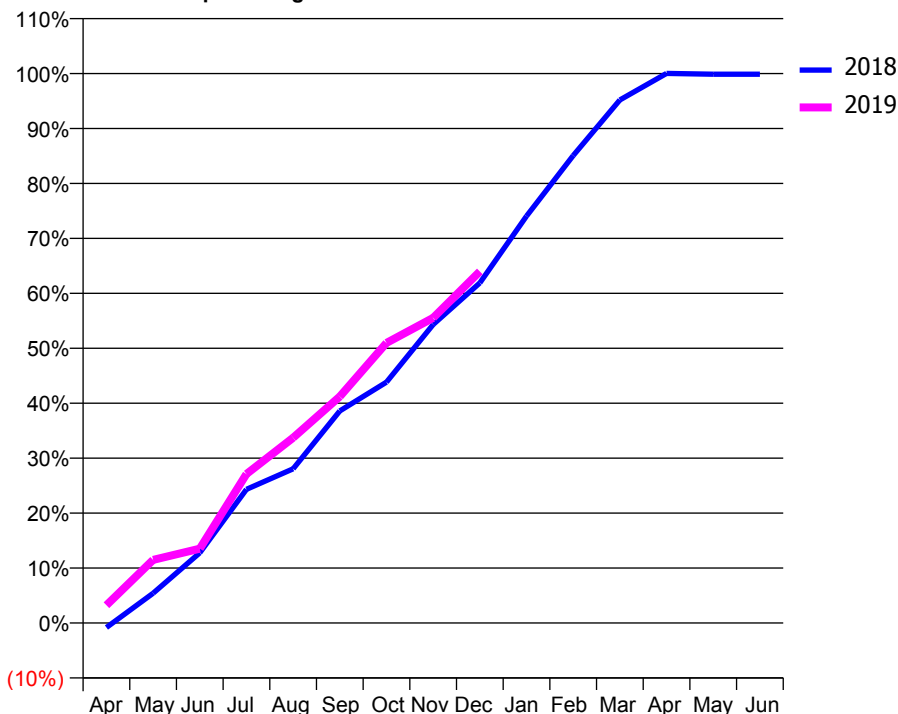
ACCESS*

Patients seen in 24 months	Total	Change since previous quarter
Quarter ending December 2017	1,755	
Quarter ending March 2018	1,804	↑
Quarter ending June 2018	1,804	→
Quarter ending September 2018	1,810	→
Quarter ending December 2018	1,814	→
Variance since December 2017	3.4%	↑



ACTIVITY

Cumulative percentage of contracted UDA delivered 2018 & 2019



Month	Adjusted Scheduled Activity (UDA)	
	2018	2019
April	-49	190
May	319	674
June	750	794
July	1,427	1,591
August	1,647	1,978
September	2,265	2,418
October	2,572	2,991
November	3,187	3,258
December	3,632	3,753
January	4,344	
February	4,991	
March	5,585	
April	5,867	
May	5,859	
June	5,859	

QUALITY

	Quantity	Base Number	Contract	LHB	Wales
% of FP17s for the same patient ID Re-attending within 3 months - Children	7	315	2.2%	8.7%	10.9%
% of FP17s for the same patient ID Re-attending within 3 months - Adults	196	1,812	10.8%	15.0%	15.6%
% of FP17s for the same patient ID Re-attending between 3 & 9 months - Children	66	315	21.0%	57.5%	59.6%
% of FP17s for the same patient ID Re-attending between 3 & 9 months - Adults	1,196	1,812	66.0%	55.9%	55.6%
% of FP17s for Band 1 Urgent Courses	61	1,996	3.1%	9.1%	8.9%
% of FP17s Relating to Free Repair or Replacements	4	1,996	0.2%	0.7%	0.7%
% of FP17s Relating to Continuations	6	1,996	0.3%	0.8%	0.7%
% of Patients satisfied with the dentistry they have received	7	7	N/A	93.2%	93.3%
% of Patients satisfied with the time they had to wait for an appointment	7	7	N/A	86.7%	88.0%

* This is based on patients treated on this contract for their most recent course of treatment. Figures in italics indicate the base number of FP17s or Patient Questionnaire responses are less than 100. N/A is shown where the base number of responses is less than 10 during the period. % is calculated as Quantity/Base number*100

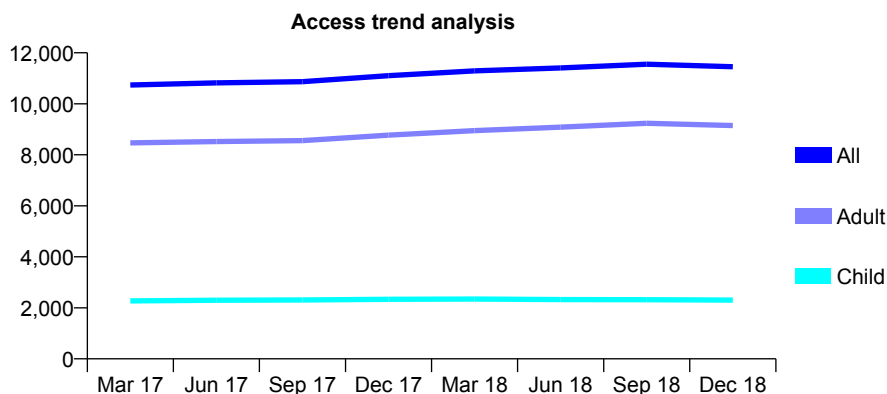
7A4 - Vital Signs At a Glance Contract Report for 122912/0003 - December 2018

Name or company name	CLIFTON DENTAL CARE LTD
Contract type name	Pilot Contract
Purpose of contract	General
Contract start date	01/01/2014
Contract end date	

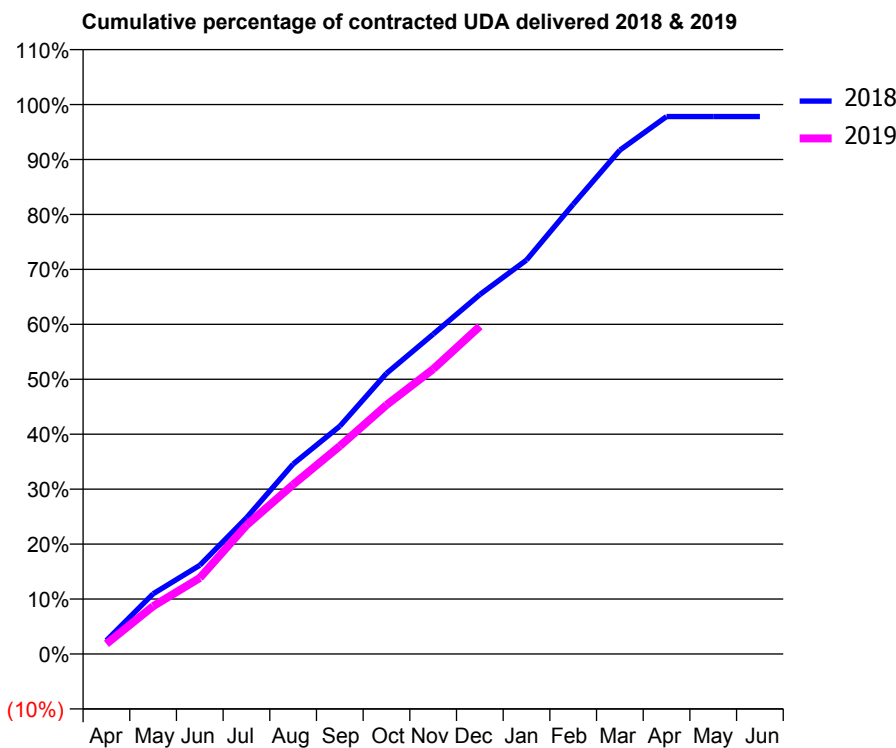
18/19 Contracted general activity (UDA)	38,341
Carry forward general activity (UDA)	885
18/19 Contracted orthodontic activity (UOA)	0
Carry forward orthodontic activity (UOA)	0
Baseline contract value	£1,018,805.10

ACCESS*

Patients seen in 24 months	Total	Change since previous quarter
Quarter ending December 2017	11,103	
Quarter ending March 2018	11,294	→
Quarter ending June 2018	11,407	→
Quarter ending September 2018	11,553	→
Quarter ending December 2018	11,452	→
Variance since December 2017	3.1%	↑



ACTIVITY



Month	Adjusted Scheduled Activity (UDA)	
	2018	2019
April	997	708
May	4,419	3,333
June	6,515	5,310
July	10,003	8,981
August	13,955	11,823
September	16,729	14,510
October	20,608	17,371
November	23,491	19,879
December	26,401	22,865
January	28,934	
February	33,032	
March	37,004	
April	39,474	
May	39,473	
June	39,473	

QUALITY

	Quantity	Base Number	Contract	LHB	Wales
% of FP17s for the same patient ID Re-attending within 3 months - Children	173	2,435	7.1%	8.7%	10.9%
% of FP17s for the same patient ID Re-attending within 3 months - Adults	1,352	9,837	13.7%	15.0%	15.6%
% of FP17s for the same patient ID Re-attending between 3 & 9 months - Children	1,521	2,435	62.5%	57.5%	59.6%
% of FP17s for the same patient ID Re-attending between 3 & 9 months - Adults	5,586	9,837	56.8%	55.9%	55.6%
% of FP17s for Band 1 Urgent Courses	1,631	11,305	14.4%	9.1%	8.9%
% of FP17s Relating to Free Repair or Replacements	38	11,305	0.3%	0.7%	0.7%
% of FP17s Relating to Continuations	119	11,305	1.1%	0.8%	0.7%
% of Patients satisfied with the dentistry they have received	15	15	100.0%	93.2%	93.3%
% of Patients satisfied with the time they had to wait for an appointment	15	15	100.0%	86.7%	88.0%

* This is based on patients treated on this contract for their most recent course of treatment. Figures in italics indicate the base number of FP17s or Patient Questionnaire responses are less than 100. N/A is shown where the base number of responses is less than 10 during the period. % is calculated as Quantity/Base number*100

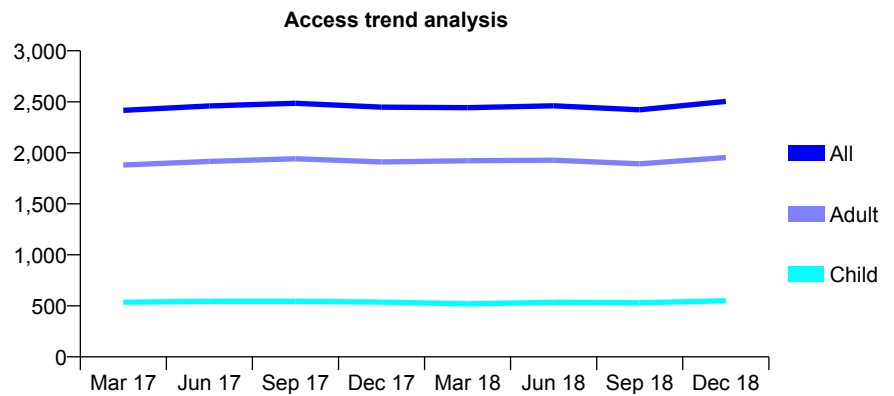
7A4 - Vital Signs At a Glance Contract Report for 127981/0001 - December 2018

Name or company name	Blakeridge Limited
Contract type name	GDS Contract
Purpose of contract	General and Orthodontic
Contract start date	01/09/2012
Contract end date	

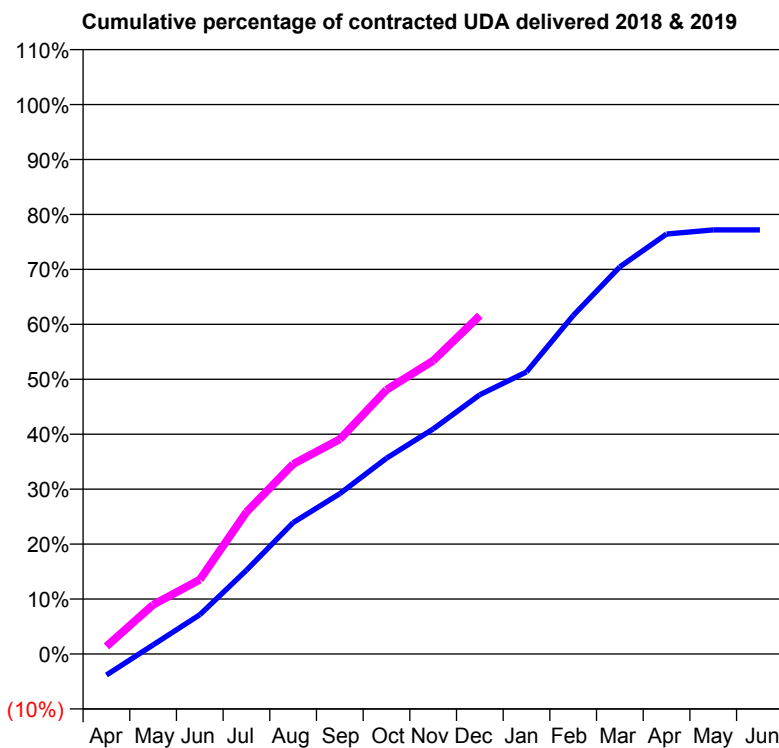
18/19 Contracted general activity (UDA)	7,839
Carry forward general activity (UDA)	0
18/19 Contracted orthodontic activity (UOA)	106
Carry forward orthodontic activity (UOA)	0
Baseline contract value	£164,530.68

ACCESS*

Patients seen in 24 months	Total	Change since previous quarter
Quarter ending December 2017	2,448	
Quarter ending March 2018	2,442	→
Quarter ending June 2018	2,461	→
Quarter ending September 2018	2,422	↓
Quarter ending December 2018	2,504	↑
Variance since December 2017	2.3%	↑



ACTIVITY



Month	Adjusted Scheduled Activity (UDA)	
	2018	2019
April	-302	110
May	131	703
June	561	1,061
July	1,196	2,025
August	1,875	2,709
September	2,288	3,064
October	2,794	3,770
November	3,211	4,184
December	3,699	4,828
January	4,025	
February	4,829	
March	5,524	
April	5,991	
May	6,049	
June	6,049	

QUALITY

	Quantity	Base Number	Contract	LHB	Wales
% of FP17s for the same patient ID Re-attending within 3 months - Children	47	575	8.2%	8.7%	10.9%
% of FP17s for the same patient ID Re-attending within 3 months - Adults	304	2,102	14.5%	15.0%	15.6%
% of FP17s for the same patient ID Re-attending between 3 & 9 months - Children	333	575	57.9%	57.5%	59.6%
% of FP17s for the same patient ID Re-attending between 3 & 9 months - Adults	1,126	2,102	53.6%	55.9%	55.6%
% of FP17s for Band 1 Urgent Courses	237	2,459	9.6%	9.1%	8.9%
% of FP17s Relating to Free Repair or Replacements	18	2,459	0.7%	0.7%	0.7%
% of FP17s Relating to Continuations	41	2,459	1.7%	0.8%	0.7%
% of Patients satisfied with the dentistry they have received	10	10	100.0%	93.2%	93.3%
% of Patients satisfied with the time they had to wait for an appointment	10	10	100.0%	86.7%	88.0%

* This is based on patients treated on this contract for their most recent course of treatment. Figures in italics indicate the base number of FP17s or Patient Questionnaire responses are less than 100. N/A is shown where the base number of responses is less than 10 during the period. % is calculated as Quantity/Base number*100

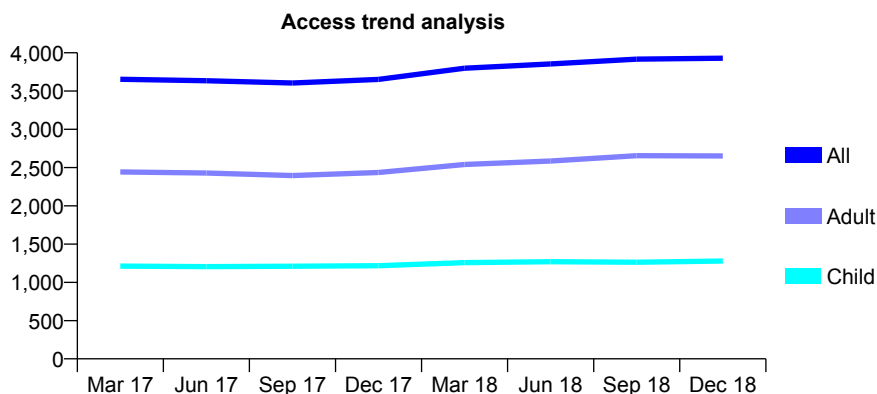
7A4 - Vital Signs At a Glance Contract Report for 129860/0001 - December 2018

Name or company name	Oral Health Solutions Ltd
Contract type name	Pilot Contract
Purpose of contract	General
Contract start date	01/09/2010
Contract end date	

18/19 Contracted general activity (UDA)	11,383
Carry forward general activity (UDA)	199
18/19 Contracted orthodontic activity (UOA)	0
Carry forward orthodontic activity (UOA)	0
Baseline contract value	£303,393.82

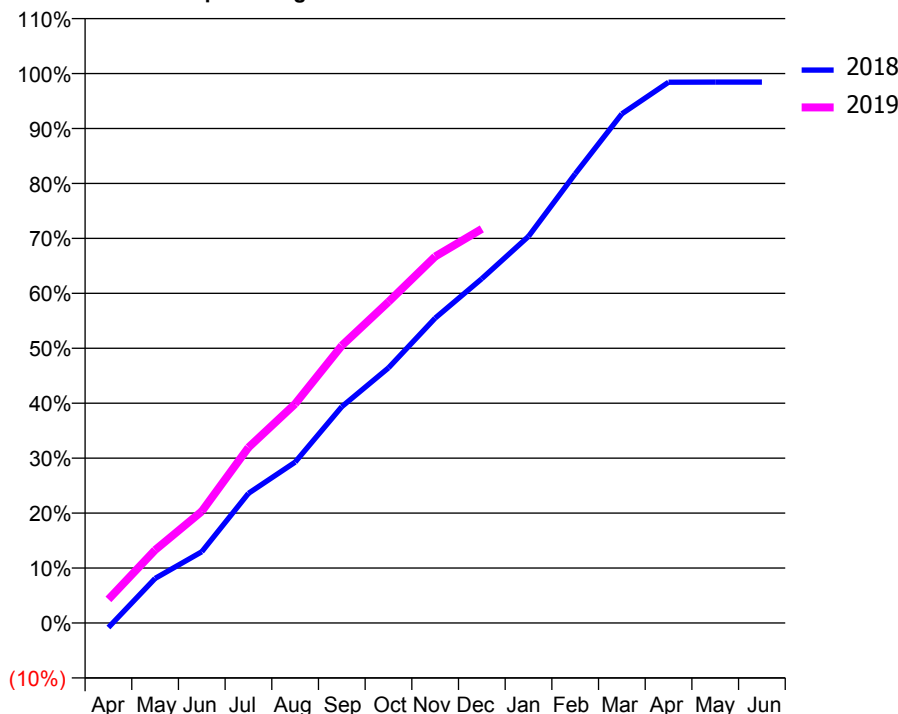
ACCESS*

Patients seen in 24 months	Total	Change since previous quarter
Quarter ending December 2017	3,653	
Quarter ending March 2018	3,799	↑
Quarter ending June 2018	3,855	→
Quarter ending September 2018	3,917	→
Quarter ending December 2018	3,929	→
Variance since December 2017	7.6%	↑



ACTIVITY

Cumulative percentage of contracted UDA delivered 2018 & 2019



Adjusted Scheduled Activity (UDA)

Month	2018	2019
April	-105	491
May	1,032	1,513
June	1,651	2,313
July	3,005	3,637
August	3,726	4,540
September	5,011	5,747
October	5,909	6,653
November	7,060	7,592
December	7,974	8,164
January	8,954	
February	10,402	
March	11,794	
April	12,525	
May	12,526	
June	12,527	

QUALITY

	Quantity	Base Number	Contract	LHB	Wales
% of FP17s for the same patient ID Re-attending within 3 months - Children	106	1,518	7.0%	8.7%	10.9%
% of FP17s for the same patient ID Re-attending within 3 months - Adults	517	3,164	16.3%	15.0%	15.6%
% of FP17s for the same patient ID Re-attending between 3 & 9 months - Children	1,020	1,518	67.2%	57.5%	59.6%
% of FP17s for the same patient ID Re-attending between 3 & 9 months - Adults	1,870	3,164	59.1%	55.9%	55.6%
% of FP17s for Band 1 Urgent Courses	414	4,406	9.4%	9.1%	8.9%
% of FP17s Relating to Free Repair or Replacements	41	4,406	0.9%	0.7%	0.7%
% of FP17s Relating to Continuations	16	4,406	0.4%	0.8%	0.7%
% of Patients satisfied with the dentistry they have received	8	9	N/A	93.2%	93.3%
% of Patients satisfied with the time they had to wait for an appointment	7	9	N/A	86.7%	88.0%

* This is based on patients treated on this contract for their most recent course of treatment. Figures in italics indicate the base number of FP17s or Patient Questionnaire responses are less than 100. N/A is shown where the base number of responses is less than 10 during the period. % is calculated as Quantity/Base number*100

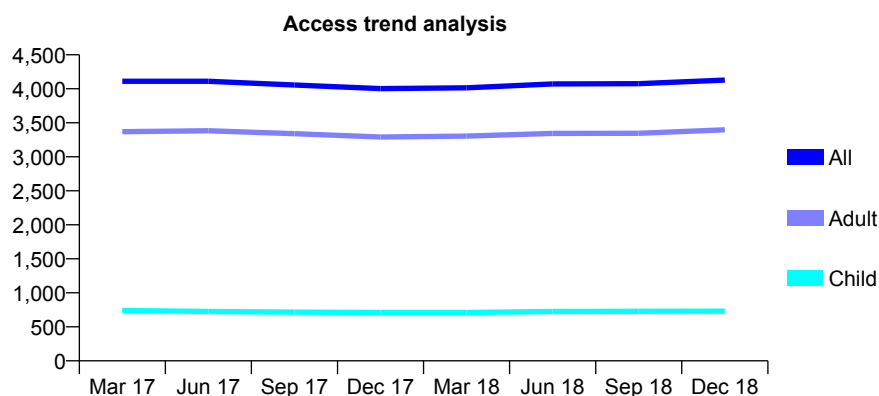
7A4 - Vital Signs At a Glance Contract Report for 130494/0001 - December 2018

Name or company name	G P O'Keeffe & J W Jones
Contract type name	GDS Contract
Purpose of contract	General
Contract start date	01/04/2011
Contract end date	

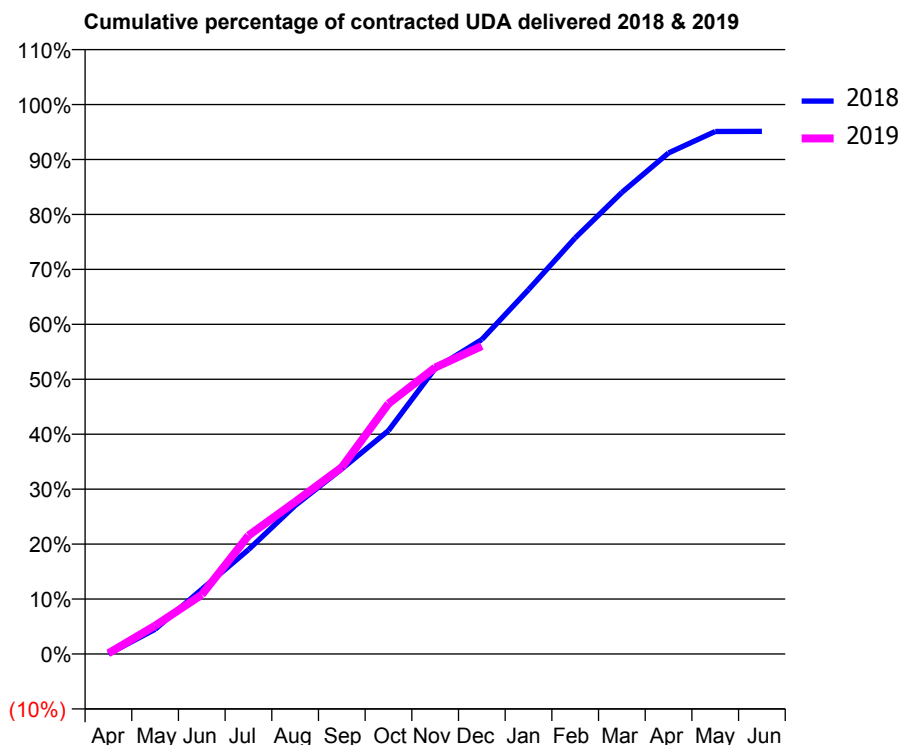
18/19 Contracted general activity (UDA)	11,538
Carry forward general activity (UDA)	0
18/19 Contracted orthodontic activity (UOA)	0
Carry forward orthodontic activity (UOA)	0
Baseline contract value	£302,949.60

ACCESS*

Patients seen in 24 months	Total	Change since previous quarter
Quarter ending December 2017	4,002	
Quarter ending March 2018	4,015	→
Quarter ending June 2018	4,072	→
Quarter ending September 2018	4,075	→
Quarter ending December 2018	4,128	→
Variance since December 2017	3.1%	↑



ACTIVITY



Month	Adjusted Scheduled Activity (UDA)	
	2018	2019
April	2	14
May	519	594
June	1,359	1,243
July	2,191	2,486
August	3,118	3,196
September	3,887	3,922
October	4,691	5,257
November	5,997	6,015
December	6,603	6,467
January	7,650	
February	8,738	
March	9,693	
April	10,520	
May	10,972	
June	10,973	

QUALITY

	Quantity	Base Number	Contract	LHB	Wales
% of FP17s for the same patient ID Re-attending within 3 months - Children	32	710	4.5%	8.7%	10.9%
% of FP17s for the same patient ID Re-attending within 3 months - Adults	595	3,446	17.3%	15.0%	15.6%
% of FP17s for the same patient ID Re-attending between 3 & 9 months - Children	374	710	52.7%	57.5%	59.6%
% of FP17s for the same patient ID Re-attending between 3 & 9 months - Adults	1,700	3,446	49.3%	55.9%	55.6%
% of FP17s for Band 1 Urgent Courses	585	3,647	16.0%	9.1%	8.9%
% of FP17s Relating to Free Repair or Replacements	25	3,647	0.7%	0.7%	0.7%
% of FP17s Relating to Continuations	7	3,647	0.2%	0.8%	0.7%
% of Patients satisfied with the dentistry they have received	24	26	92.3%	93.2%	93.3%
% of Patients satisfied with the time they had to wait for an appointment	25	26	96.2%	86.7%	88.0%

* This is based on patients treated on this contract for their most recent course of treatment. Figures in italics indicate the base number of FP17s or Patient Questionnaire responses are less than 100. N/A is shown where the base number of responses is less than 10 during the period. % is calculated as Quantity/Base number*100

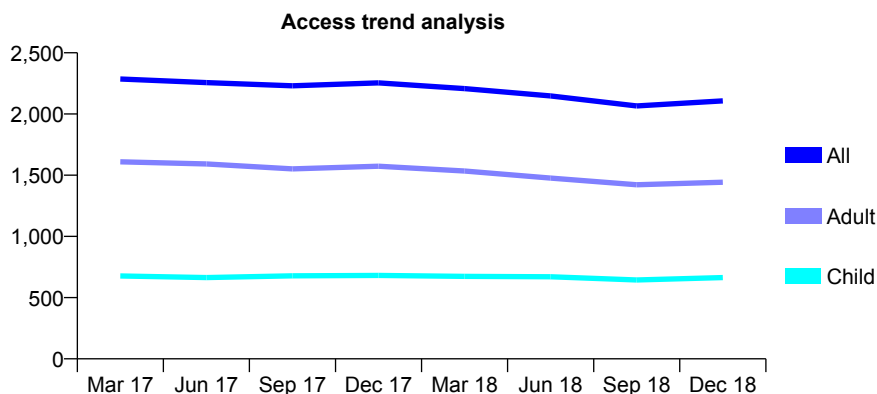
7A4 - Vital Signs At a Glance Contract Report for 136484/0001 - December 2018

Name or company name	Cardiff Smile Centre Ltd
Contract type name	GDS Contract
Purpose of contract	General
Contract start date	01/04/2013
Contract end date	

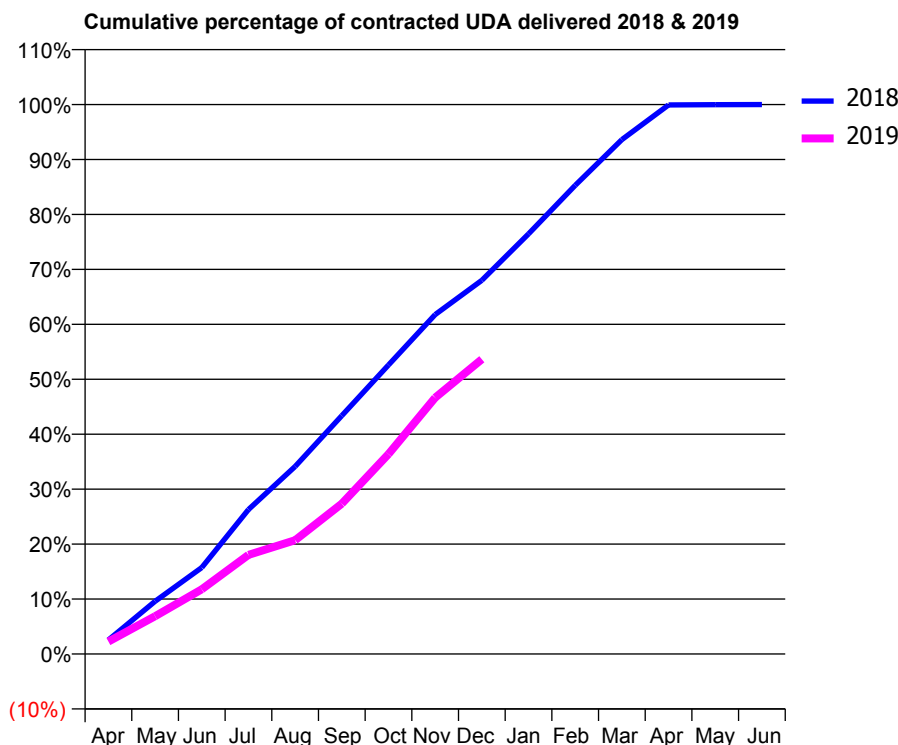
18/19 Contracted general activity (UDA)	7,750
Carry forward general activity (UDA)	1
18/19 Contracted orthodontic activity (UOA)	0
Carry forward orthodontic activity (UOA)	0
Baseline contract value	£255,080.93

ACCESS*

Patients seen in 24 months	Total	Change since previous quarter
Quarter ending December 2017	2,254	
Quarter ending March 2018	2,208	↓
Quarter ending June 2018	2,148	↓
Quarter ending September 2018	2,066	↓
Quarter ending December 2018	2,107	→
Variance since December 2017	(6.5%)	↓



ACTIVITY



Month	Adjusted Scheduled Activity (UDA)	
	2018	2019
April	199	175
May	743	534
June	1,219	914
July	2,037	1,398
August	2,646	1,606
September	3,362	2,120
October	4,077	2,819
November	4,788	3,616
December	5,271	4,158
January	5,925	
February	6,610	
March	7,256	
April	7,744	
May	7,748	
June	7,749	

QUALITY

	Quantity	Base Number	Contract	LHB	Wales
% of FP17s for the same patient ID Re-attending within 3 months - Children	37	539	6.9%	8.7%	10.9%
% of FP17s for the same patient ID Re-attending within 3 months - Adults	227	1,251	18.1%	15.0%	15.6%
% of FP17s for the same patient ID Re-attending between 3 & 9 months - Children	169	539	31.4%	57.5%	59.6%
% of FP17s for the same patient ID Re-attending between 3 & 9 months - Adults	470	1,251	37.6%	55.9%	55.6%
% of FP17s for Band 1 Urgent Courses	150	1,659	9.0%	9.1%	8.9%
% of FP17s Relating to Free Repair or Replacements	31	1,659	1.9%	0.7%	0.7%
% of FP17s Relating to Continuations	0	1,659	0.0%	0.8%	0.7%
% of Patients satisfied with the dentistry they have received	0	0	N/A	93.2%	93.3%
% of Patients satisfied with the time they had to wait for an appointment	0	0	N/A	86.7%	88.0%

* This is based on patients treated on this contract for their most recent course of treatment. Figures in italics indicate the base number of FP17s or Patient Questionnaire responses are less than 100. N/A is shown where the base number of responses is less than 10 during the period. % is calculated as Quantity/Base number*100

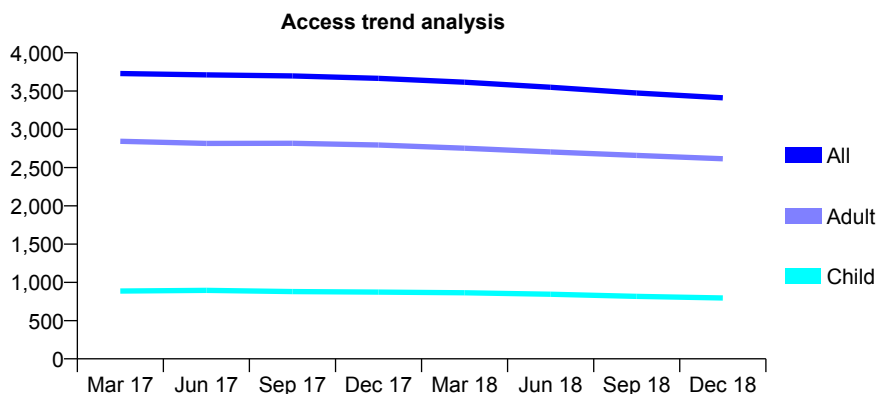
7A4 - Vital Signs At a Glance Contract Report for 140120/0001 - December 2018

Name or company name	N Dental Ltd
Contract type name	GDS Contract
Purpose of contract	General
Contract start date	01/09/2011
Contract end date	

18/19 Contracted general activity (UDA)	11,075
Carry forward general activity (UDA)	40
18/19 Contracted orthodontic activity (UOA)	0
Carry forward orthodontic activity (UOA)	0
Baseline contract value	£280,142.83

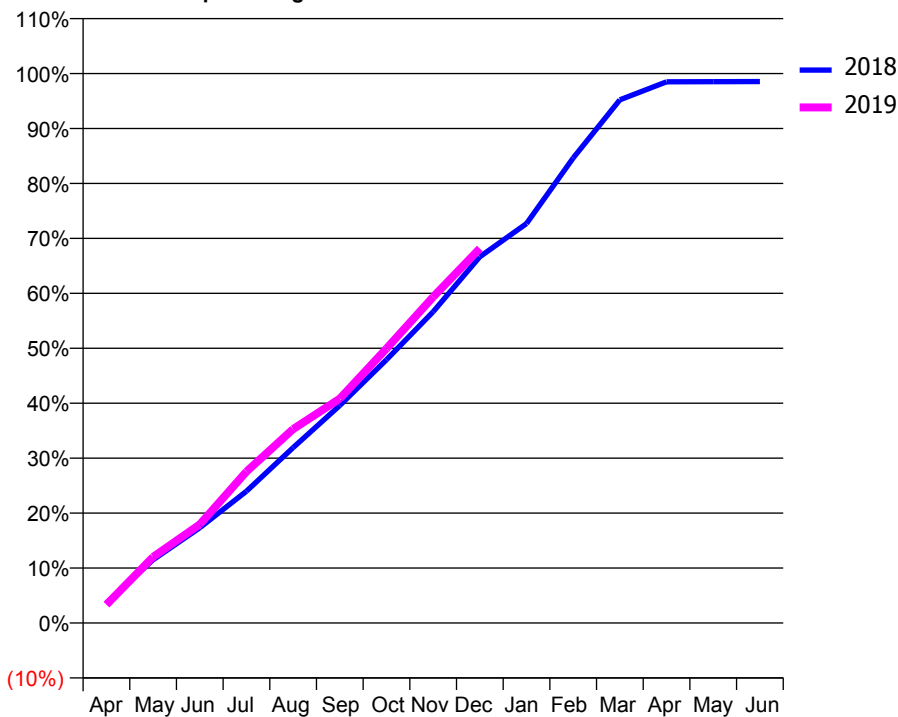
ACCESS*

Patients seen in 24 months	Total	Change since previous quarter
Quarter ending December 2017	3,666	
Quarter ending March 2018	3,616	↓
Quarter ending June 2018	3,549	↓
Quarter ending September 2018	3,474	↓
Quarter ending December 2018	3,411	↓
Variance since December 2017	(7.0%)	↓



ACTIVITY

Cumulative percentage of contracted UDA delivered 2018 & 2019



Month	Adjusted Scheduled Activity (UDA)	
	2018	2019
April	403	370
May	1,274	1,332
June	1,921	1,987
July	2,657	3,052
August	3,535	3,909
September	4,385	4,522
October	5,306	5,533
November	6,273	6,571
December	7,381	7,548
January	8,050	
February	9,374	
March	10,545	
April	10,908	
May	10,910	
June	10,913	

QUALITY

	Quantity	Base Number	Contract	LHB	Wales
% of FP17s for the same patient ID Re-attending within 3 months - Children	65	873	7.4%	8.7%	10.9%
% of FP17s for the same patient ID Re-attending within 3 months - Adults	546	2,965	18.4%	15.0%	15.6%
% of FP17s for the same patient ID Re-attending between 3 & 9 months - Children	571	873	65.4%	57.5%	59.6%
% of FP17s for the same patient ID Re-attending between 3 & 9 months - Adults	1,763	2,965	59.5%	55.9%	55.6%
% of FP17s for Band 1 Urgent Courses	367	3,695	9.9%	9.1%	8.9%
% of FP17s Relating to Free Repair or Replacements	16	3,695	0.4%	0.7%	0.7%
% of FP17s Relating to Continuations	32	3,695	0.9%	0.8%	0.7%
% of Patients satisfied with the dentistry they have received	7	9	N/A	93.2%	93.3%
% of Patients satisfied with the time they had to wait for an appointment	7	9	N/A	86.7%	88.0%

* This is based on patients treated on this contract for their most recent course of treatment. Figures in italics indicate the base number of FP17s or Patient Questionnaire responses are less than 100. N/A is shown where the base number of responses is less than 10 during the period. % is calculated as Quantity/Base number*100

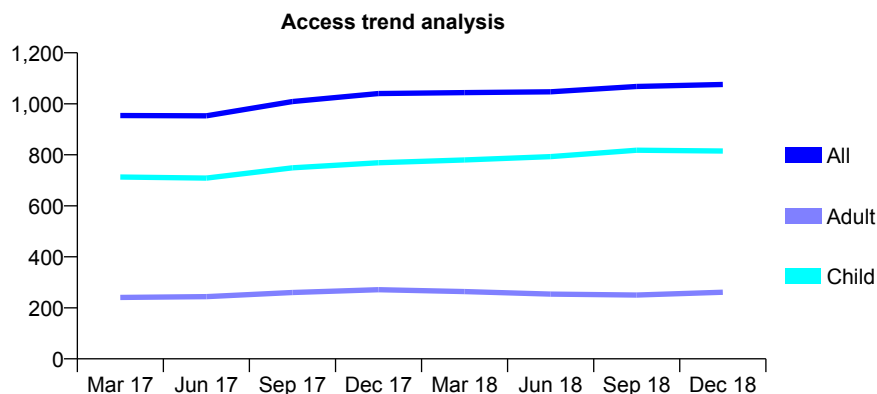
7A4 - Vital Signs At a Glance Contract Report for 140589/0001 - December 2018

Name or company name	Cowbridge Dental Care Limited
Contract type name	GDS Contract
Purpose of contract	General
Contract start date	01/09/2011
Contract end date	

18/19 Contracted general activity (UDA)	1,999
Carry forward general activity (UDA)	68
18/19 Contracted orthodontic activity (UOA)	0
Carry forward orthodontic activity (UOA)	0
Baseline contract value	£54,936.28

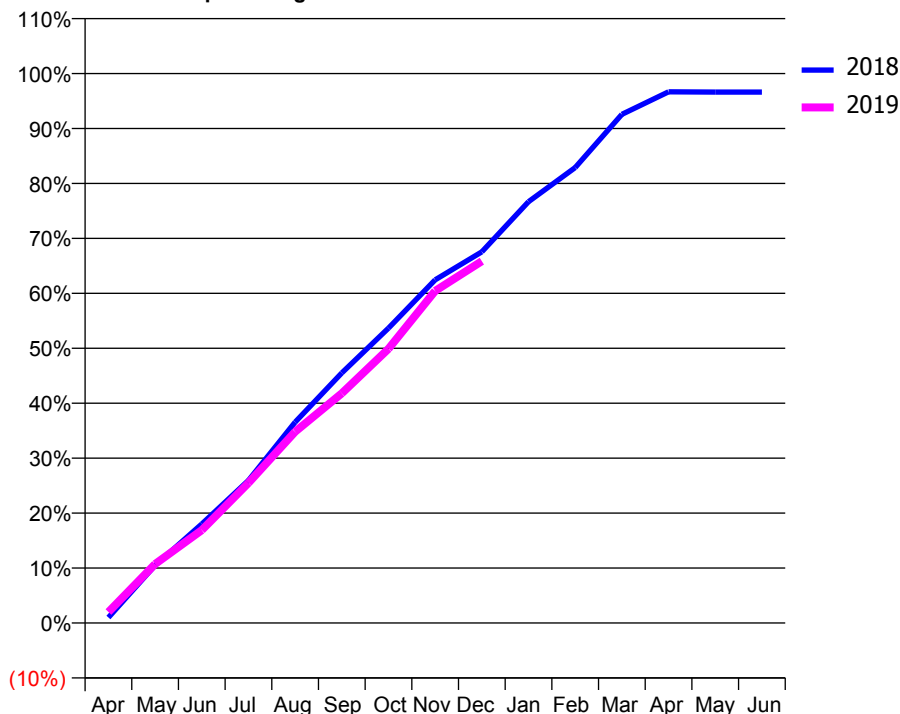
ACCESS*

Patients seen in 24 months	Total	Change since previous quarter
Quarter ending December 2017	1,040	
Quarter ending March 2018	1,044	→
Quarter ending June 2018	1,047	→
Quarter ending September 2018	1,068	↑
Quarter ending December 2018	1,076	→
Variance since December 2017	3.5%	↑



ACTIVITY

Cumulative percentage of contracted UDA delivered 2018 & 2019



Month	Adjusted Scheduled Activity (UDA)	
	2018	2019
April	20	40
May	210	215
June	360	338
July	519	510
August	731	696
September	910	835
October	1,073	997
November	1,248	1,208
December	1,350	1,316
January	1,533	
February	1,657	
March	1,851	
April	1,932	
May	1,931	
June	1,931	

QUALITY

	Quantity	Base Number	Contract	LHB	Wales
% of FP17s for the same patient ID Re-attending within 3 months - Children	62	968	6.4%	8.7%	10.9%
% of FP17s for the same patient ID Re-attending within 3 months - Adults	14	158	8.9%	15.0%	15.6%
% of FP17s for the same patient ID Re-attending between 3 & 9 months - Children	588	968	60.7%	57.5%	59.6%
% of FP17s for the same patient ID Re-attending between 3 & 9 months - Adults	71	158	44.9%	55.9%	55.6%
% of FP17s for Band 1 Urgent Courses	67	1,071	6.3%	9.1%	8.9%
% of FP17s Relating to Free Repair or Replacements	0	1,071	0.0%	0.7%	0.7%
% of FP17s Relating to Continuations	0	1,071	0.0%	0.8%	0.7%
% of Patients satisfied with the dentistry they have received	0	0	N/A	93.2%	93.3%
% of Patients satisfied with the time they had to wait for an appointment	0	0	N/A	86.7%	88.0%

* This is based on patients treated on this contract for their most recent course of treatment. Figures in italics indicate the base number of FP17s or Patient Questionnaire responses are less than 100. N/A is shown where the base number of responses is less than 10 during the period. % is calculated as Quantity/Base number*100

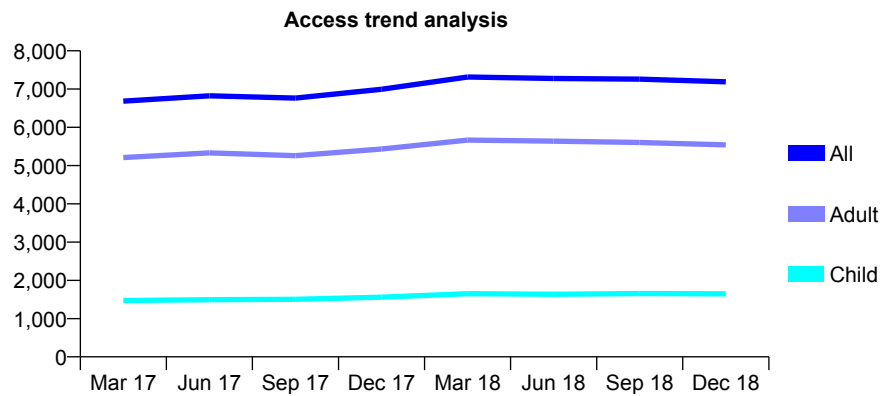
7A4 - Vital Signs At a Glance Contract Report for 140988/0001 - December 2018

Name or company name	Robert Phillips & Timothy Phillips
Contract type name	GDS Contract
Purpose of contract	General
Contract start date	01/10/2010
Contract end date	

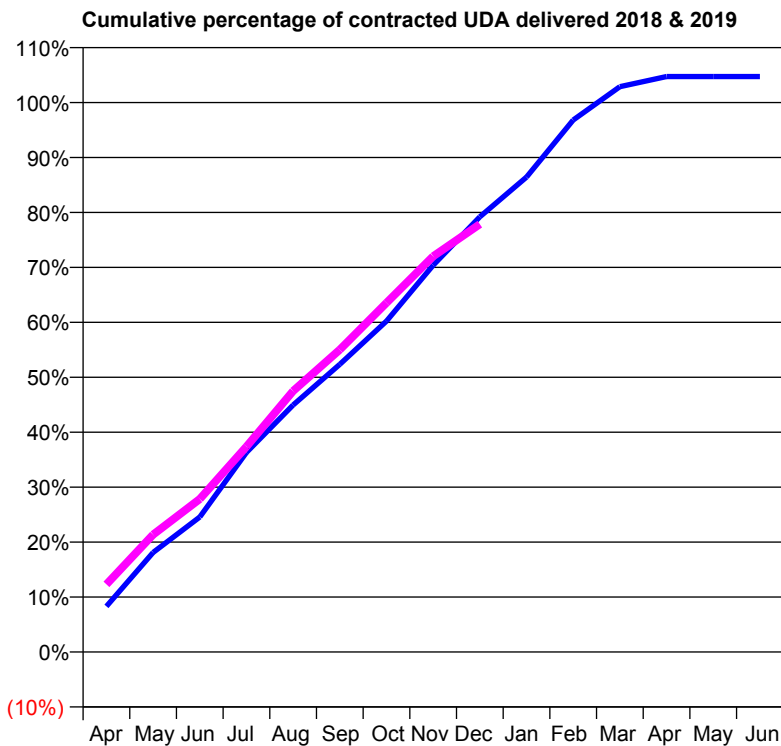
18/19 Contracted general activity (UDA)	19,832
Carry forward general activity (UDA)	-939
18/19 Contracted orthodontic activity (UOA)	0
Carry forward orthodontic activity (UOA)	0
Baseline contract value	£438,017.57

ACCESS*

Patients seen in 24 months	Total	Change since previous quarter
Quarter ending December 2017	6,995	
Quarter ending March 2018	7,315	↑
Quarter ending June 2018	7,275	→
Quarter ending September 2018	7,258	→
Quarter ending December 2018	7,188	→
Variance since December 2017	2.8%	↑



ACTIVITY



Month	Adjusted Scheduled Activity (UDA)	
	2018	2019
April	1,650	2,442
May	3,593	4,239
June	4,871	5,521
July	7,202	7,414
August	8,915	9,422
September	10,385	10,915
October	11,941	12,600
November	13,957	14,280
December	15,704	15,441
January	17,142	
February	19,201	
March	20,403	
April	20,768	
May	20,771	
June	20,771	

QUALITY

	Quantity	Base Number	Contract	LHB	Wales
% of FP17s for the same patient ID Re-attending within 3 months - Children	85	1,384	6.1%	8.7%	10.9%
% of FP17s for the same patient ID Re-attending within 3 months - Adults	622	4,909	12.7%	15.0%	15.6%
% of FP17s for the same patient ID Re-attending between 3 & 9 months - Children	693	1,384	50.1%	57.5%	59.6%
% of FP17s for the same patient ID Re-attending between 3 & 9 months - Adults	2,297	4,909	46.8%	55.9%	55.6%
% of FP17s for Band 1 Urgent Courses	480	6,066	7.9%	9.1%	8.9%
% of FP17s Relating to Free Repair or Replacements	31	6,066	0.5%	0.7%	0.7%
% of FP17s Relating to Continuations	79	6,066	1.3%	0.8%	0.7%
% of Patients satisfied with the dentistry they have received	11	12	91.7%	93.2%	93.3%
% of Patients satisfied with the time they had to wait for an appointment	12	12	100.0%	86.7%	88.0%

* This is based on patients treated on this contract for their most recent course of treatment. Figures in italics indicate the base number of FP17s or Patient Questionnaire responses are less than 100. N/A is shown where the base number of responses is less than 10 during the period. % is calculated as Quantity/Base number*100

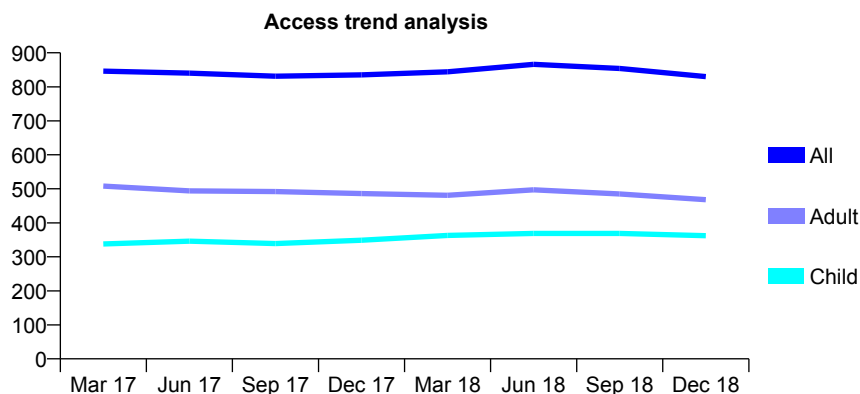
7A4 - Vital Signs At a Glance Contract Report for 142514/0001 - December 2018

Name or company name	RSDK Ltd
Contract type name	GDS Contract
Purpose of contract	General
Contract start date	01/07/2007
Contract end date	

18/19 Contracted general activity (UDA)	2,369
Carry forward general activity (UDA)	0
18/19 Contracted orthodontic activity (UOA)	0
Carry forward orthodontic activity (UOA)	0
Baseline contract value	£53,598.65

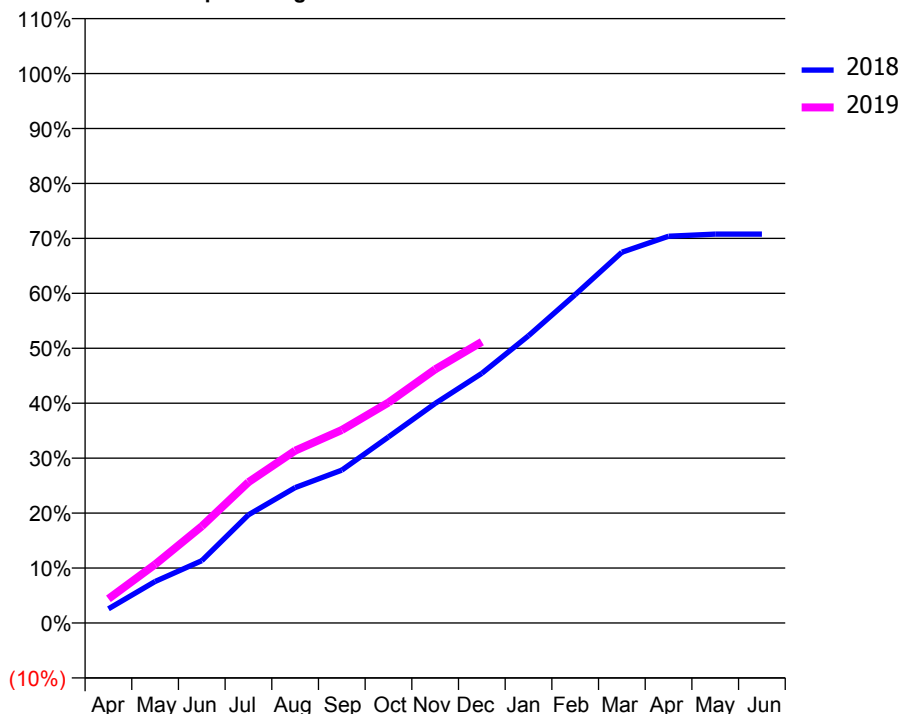
ACCESS*

Patients seen in 24 months	Total	Change since previous quarter
Quarter ending December 2017	835	
Quarter ending March 2018	844	→
Quarter ending June 2018	866	↑
Quarter ending September 2018	854	↓
Quarter ending December 2018	830	↓
Variance since December 2017	(0.6%)	→



ACTIVITY

Cumulative percentage of contracted UDA delivered 2018 & 2019



Adjusted Scheduled Activity (UDA)

Month	2018	2019
April	61	104
May	179	253
June	269	417
July	466	607
August	584	743
September	659	832
October	802	951
November	947	1,094
December	1,077	1,212
January	1,238	
February	1,415	
March	1,599	
April	1,668	
May	1,677	
June	1,677	

QUALITY

	Quantity	Base Number	Contract	LHB	Wales
% of FP17s for the same patient ID Re-attending within 3 months - Children	10	387	2.6%	8.7%	10.9%
% of FP17s for the same patient ID Re-attending within 3 months - Adults	33	410	8.0%	15.0%	15.6%
% of FP17s for the same patient ID Re-attending between 3 & 9 months - Children	256	387	66.1%	57.5%	59.6%
% of FP17s for the same patient ID Re-attending between 3 & 9 months - Adults	241	410	58.8%	55.9%	55.6%
% of FP17s for Band 1 Urgent Courses	26	759	3.4%	9.1%	8.9%
% of FP17s Relating to Free Repair or Replacements	0	759	0.0%	0.7%	0.7%
% of FP17s Relating to Continuations	0	759	0.0%	0.8%	0.7%
% of Patients satisfied with the dentistry they have received	0	0	N/A	93.2%	93.3%
% of Patients satisfied with the time they had to wait for an appointment	0	0	N/A	86.7%	88.0%

* This is based on patients treated on this contract for their most recent course of treatment. Figures in italics indicate the base number of FP17s or Patient Questionnaire responses are less than 100. N/A is shown where the base number of responses is less than 10 during the period. % is calculated as Quantity/Base number*100

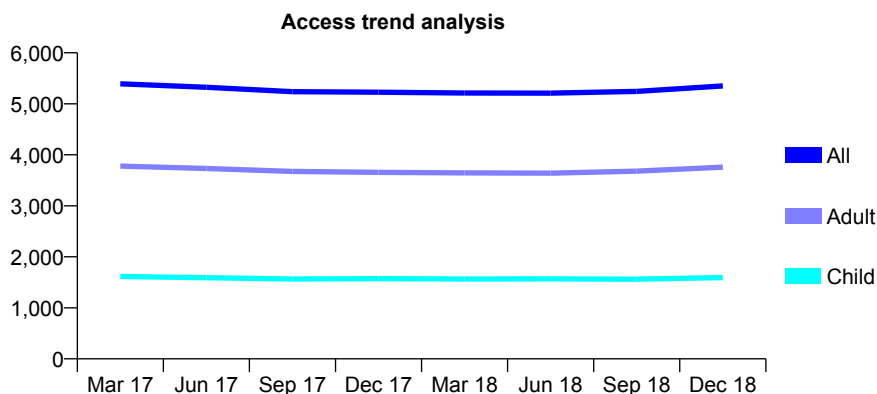
7A4 - Vital Signs At a Glance Contract Report for 151165/0002 - December 2018

Name or company name	Simon Hill Ltd
Contract type name	GDS Contract
Purpose of contract	General
Contract start date	01/09/2010
Contract end date	

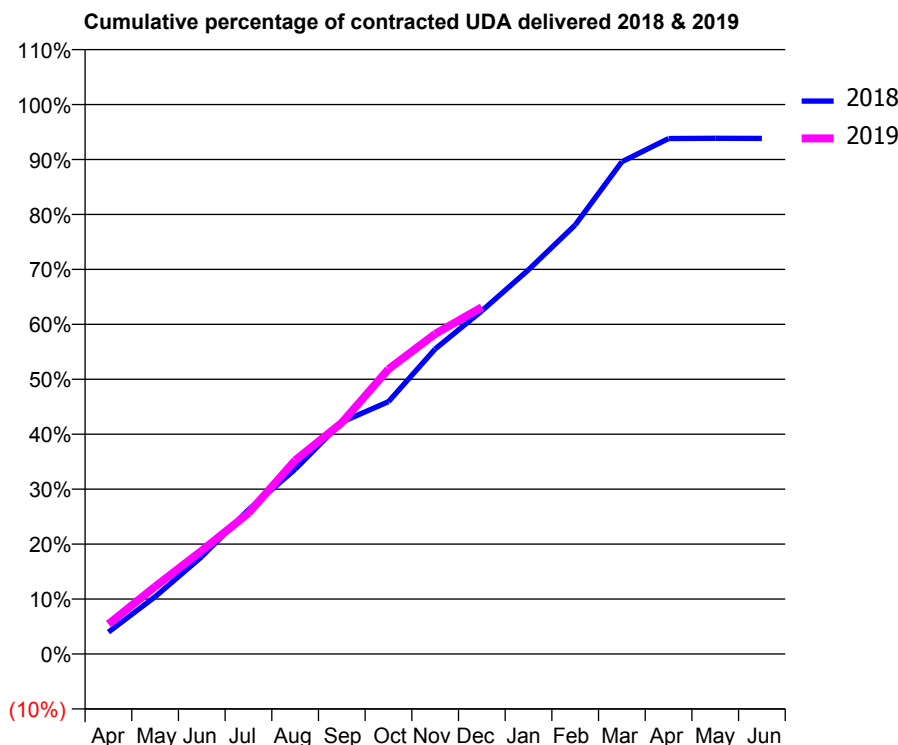
18/19 Contracted general activity (UDA)	15,820
Carry forward general activity (UDA)	0
18/19 Contracted orthodontic activity (UOA)	0
Carry forward orthodontic activity (UOA)	0
Baseline contract value	£348,937.72

ACCESS*

Patients seen in 24 months	Total	Change since previous quarter
Quarter ending December 2017	5,228	
Quarter ending March 2018	5,211	→
Quarter ending June 2018	5,209	→
Quarter ending September 2018	5,242	→
Quarter ending December 2018	5,351	↑
Variance since December 2017	2.4%	↑



ACTIVITY



Month	Adjusted Scheduled Activity (UDA)	
	2018	2019
April	631	862
May	1,648	1,940
June	2,803	2,977
July	4,153	4,055
August	5,318	5,577
September	6,678	6,658
October	7,266	8,202
November	8,781	9,214
December	9,881	9,982
January	11,063	
February	12,353	
March	14,170	
April	14,840	
May	14,847	
June	14,844	

QUALITY

	Quantity	Base Number	Contract	LHB	Wales
% of FP17s for the same patient ID Re-attending within 3 months - Children	119	1,658	7.2%	8.7%	10.9%
% of FP17s for the same patient ID Re-attending within 3 months - Adults	480	3,946	12.2%	15.0%	15.6%
% of FP17s for the same patient ID Re-attending between 3 & 9 months - Children	930	1,658	56.1%	57.5%	59.6%
% of FP17s for the same patient ID Re-attending between 3 & 9 months - Adults	2,237	3,946	56.7%	55.9%	55.6%
% of FP17s for Band 1 Urgent Courses	285	5,247	5.4%	9.1%	8.9%
% of FP17s Relating to Free Repair or Replacements	75	5,247	1.4%	0.7%	0.7%
% of FP17s Relating to Continuations	6	5,247	0.1%	0.8%	0.7%
% of Patients satisfied with the dentistry they have received	5	5	N/A	93.2%	93.3%
% of Patients satisfied with the time they had to wait for an appointment	4	5	N/A	86.7%	88.0%

* This is based on patients treated on this contract for their most recent course of treatment. Figures in italics indicate the base number of FP17s or Patient Questionnaire responses are less than 100. N/A is shown where the base number of responses is less than 10 during the period. % is calculated as Quantity/Base number*100

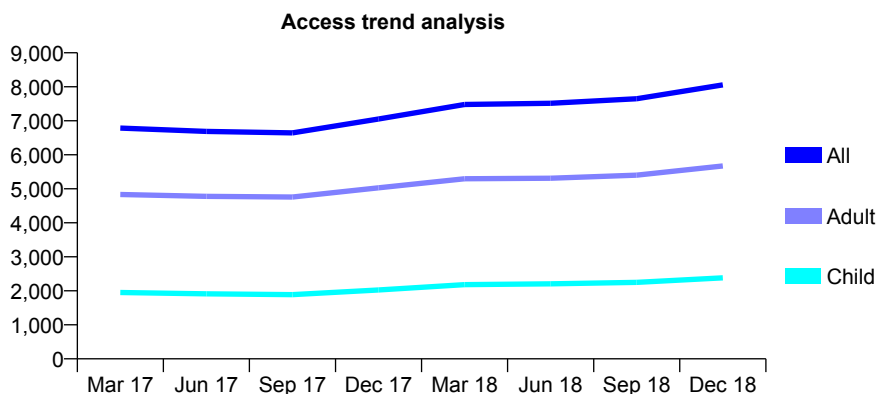
7A4 - Vital Signs At a Glance Contract Report for 154245/0001 - December 2018

Name or company name	Restore Dental Group
Contract type name	GDS Contract
Purpose of contract	General
Contract start date	01/04/2013
Contract end date	

18/19 Contracted general activity (UDA)	25,220
Carry forward general activity (UDA)	182
18/19 Contracted orthodontic activity (UOA)	0
Carry forward orthodontic activity (UOA)	0
Baseline contract value	£590,159.22

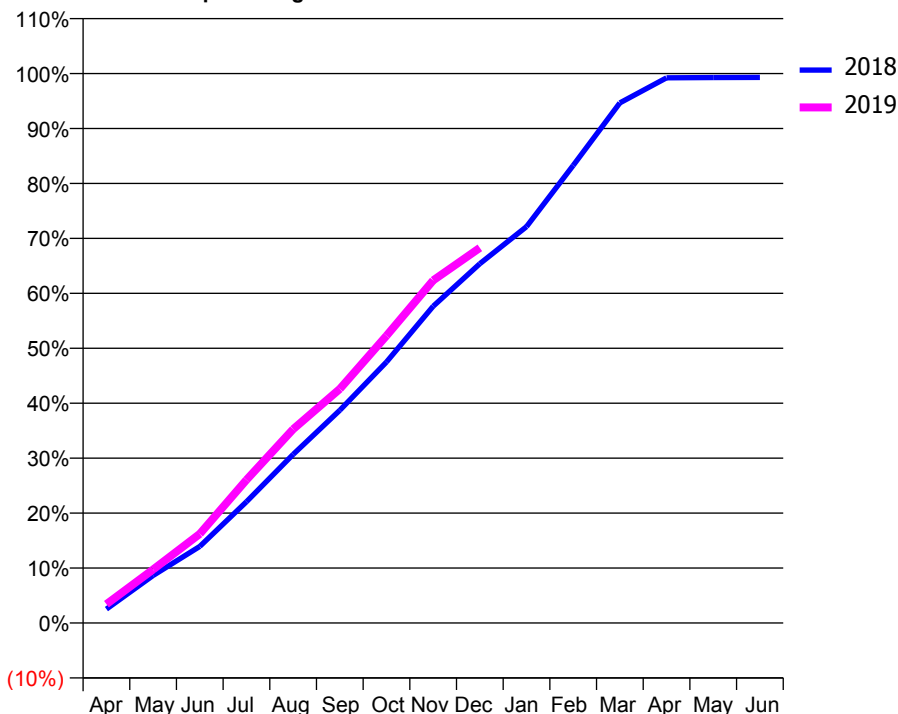
ACCESS*

Patients seen in 24 months	Total	Change since previous quarter
Quarter ending December 2017	7,053	
Quarter ending March 2018	7,479	↑
Quarter ending June 2018	7,515	→
Quarter ending September 2018	7,650	→
Quarter ending December 2018	8,057	↑
Variance since December 2017	14.2%	↑



ACTIVITY

Cumulative percentage of contracted UDA delivered 2018 & 2019



Month	Adjusted Scheduled Activity (UDA)	
	2018	2019
April	638	866
May	2,182	2,457
June	3,514	4,090
July	5,565	6,568
August	7,737	8,894
September	9,763	10,746
October	11,978	13,184
November	14,539	15,724
December	16,490	17,217
January	18,192	
February	21,000	
March	23,870	
April	25,025	
May	25,035	
June	25,038	

QUALITY

	Quantity	Base Number	Contract	LHB	Wales
% of FP17s for the same patient ID Re-attending within 3 months - Children	207	2,372	8.7%	8.7%	10.9%
% of FP17s for the same patient ID Re-attending within 3 months - Adults	1,055	6,283	16.8%	15.0%	15.6%
% of FP17s for the same patient ID Re-attending between 3 & 9 months - Children	1,178	2,372	49.7%	57.5%	59.6%
% of FP17s for the same patient ID Re-attending between 3 & 9 months - Adults	3,305	6,283	52.6%	55.9%	55.6%
% of FP17s for Band 1 Urgent Courses	710	8,219	8.6%	9.1%	8.9%
% of FP17s Relating to Free Repair or Replacements	107	8,219	1.3%	0.7%	0.7%
% of FP17s Relating to Continuations	139	8,219	1.7%	0.8%	0.7%
% of Patients satisfied with the dentistry they have received	14	15	93.3%	93.2%	93.3%
% of Patients satisfied with the time they had to wait for an appointment	11	15	73.3%	86.7%	88.0%

* This is based on patients treated on this contract for their most recent course of treatment. Figures in italics indicate the base number of FP17s or Patient Questionnaire responses are less than 100. N/A is shown where the base number of responses is less than 10 during the period. % is calculated as Quantity/Base number*100

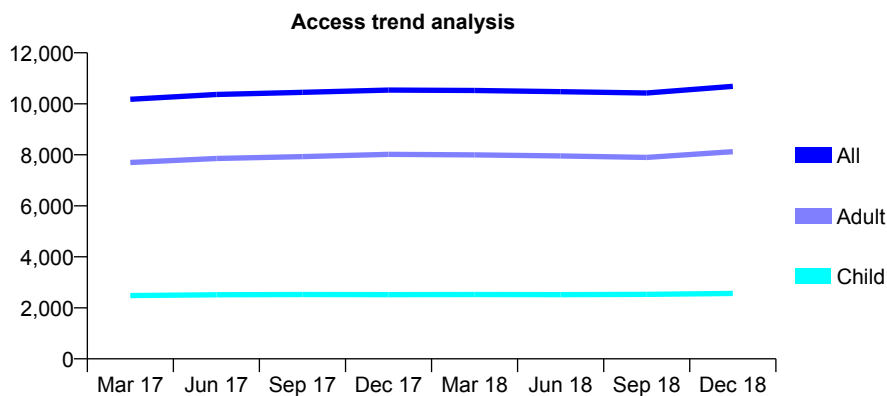
7A4 - Vital Signs At a Glance Contract Report for 154245/0002 - December 2018

Name or company name	Restore Dental Group
Contract type name	GDS Contract
Purpose of contract	General
Contract start date	01/04/2013
Contract end date	

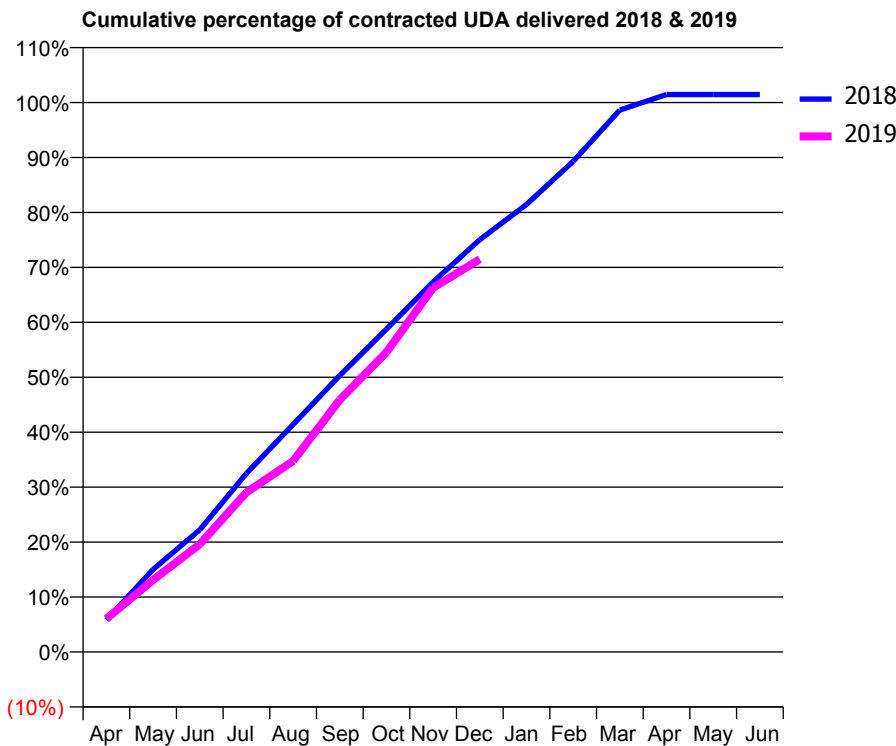
18/19 Contracted general activity (UDA)	31,265
Carry forward general activity (UDA)	-452
18/19 Contracted orthodontic activity (UOA)	0
Carry forward orthodontic activity (UOA)	0
Baseline contract value	£790,299.62

ACCESS*

Patients seen in 24 months	Total	Change since previous quarter
Quarter ending December 2017	10,536	
Quarter ending March 2018	10,521	→
Quarter ending June 2018	10,476	→
Quarter ending September 2018	10,425	→
Quarter ending December 2018	10,686	↑
Variance since December 2017	1.4%	→



ACTIVITY



Month	Adjusted Scheduled Activity (UDA)	
	2018	2019
April	1,827	1,892
May	4,704	4,102
June	6,951	6,137
July	10,163	9,089
August	12,945	10,867
September	15,743	14,348
October	18,370	17,056
November	21,061	20,721
December	23,466	22,350
January	25,466	
February	27,917	
March	30,841	
April	31,714	
May	31,717	
June	31,717	

QUALITY

	Quantity	Base Number	Contract	LHB	Wales
% of FP17s for the same patient ID Re-attending within 3 months - Children	141	2,246	6.3%	8.7%	10.9%
% of FP17s for the same patient ID Re-attending within 3 months - Adults	1,252	7,506	16.7%	15.0%	15.6%
% of FP17s for the same patient ID Re-attending between 3 & 9 months - Children	1,028	2,246	45.8%	57.5%	59.6%
% of FP17s for the same patient ID Re-attending between 3 & 9 months - Adults	3,484	7,506	46.4%	55.9%	55.6%
% of FP17s for Band 1 Urgent Courses	961	9,413	10.2%	9.1%	8.9%
% of FP17s Relating to Free Repair or Replacements	107	9,413	1.1%	0.7%	0.7%
% of FP17s Relating to Continuations	145	9,413	1.5%	0.8%	0.7%
% of Patients satisfied with the dentistry they have received	15	16	93.8%	93.2%	93.3%
% of Patients satisfied with the time they had to wait for an appointment	14	16	87.5%	86.7%	88.0%

* This is based on patients treated on this contract for their most recent course of treatment. Figures in italics indicate the base number of FP17s or Patient Questionnaire responses are less than 100. N/A is shown where the base number of responses is less than 10 during the period. % is calculated as Quantity/Base number*100

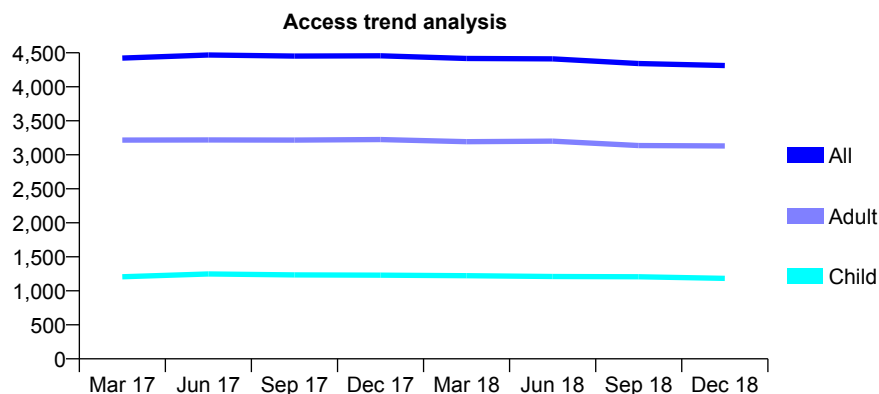
7A4 - Vital Signs At a Glance Contract Report for 154504/0001 - December 2018

Name or company name	Alison Jones Ltd
Contract type name	GDS Contract
Purpose of contract	General
Contract start date	01/08/2013
Contract end date	

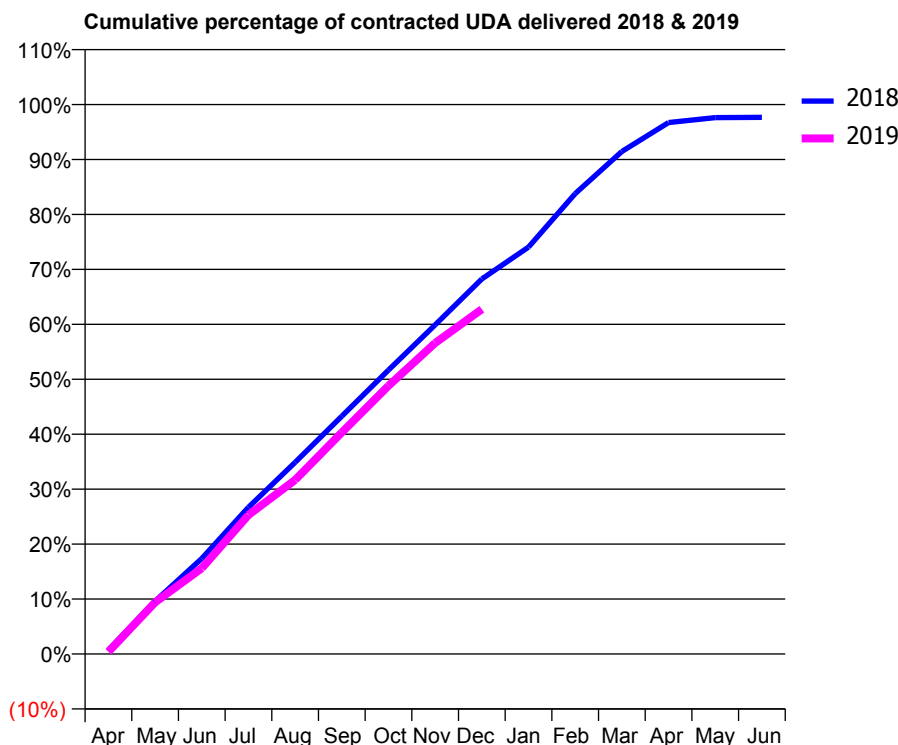
18/19 Contracted general activity (UDA)	14,250
Carry forward general activity (UDA)	328
18/19 Contracted orthodontic activity (UOA)	0
Carry forward orthodontic activity (UOA)	0
Baseline contract value	£357,559.60

ACCESS*

Patients seen in 24 months	Total	Change since previous quarter
Quarter ending December 2017	4,455	
Quarter ending March 2018	4,416	→
Quarter ending June 2018	4,411	→
Quarter ending September 2018	4,343	↓
Quarter ending December 2018	4,313	→
Variance since December 2017	(3.2%)	↓



ACTIVITY



Month	Adjusted Scheduled Activity (UDA)	
	2018	2019
April	104	57
May	1,349	1,341
June	2,434	2,226
July	3,738	3,604
August	4,884	4,513
September	6,059	5,747
October	7,236	6,955
November	8,385	8,066
December	9,554	8,940
January	10,367	
February	11,730	
March	12,803	
April	13,539	
May	13,666	
June	13,672	

QUALITY

	Quantity	Base Number	Contract	LHB	Wales
% of FP17s for the same patient ID Re-attending within 3 months - Children	117	1,286	9.1%	8.7%	10.9%
% of FP17s for the same patient ID Re-attending within 3 months - Adults	681	3,542	19.2%	15.0%	15.6%
% of FP17s for the same patient ID Re-attending between 3 & 9 months - Children	698	1,286	54.3%	57.5%	59.6%
% of FP17s for the same patient ID Re-attending between 3 & 9 months - Adults	1,964	3,542	55.4%	55.9%	55.6%
% of FP17s for Band 1 Urgent Courses	508	4,531	11.2%	9.1%	8.9%
% of FP17s Relating to Free Repair or Replacements	43	4,531	0.9%	0.7%	0.7%
% of FP17s Relating to Continuations	78	4,531	1.7%	0.8%	0.7%
% of Patients satisfied with the dentistry they have received	6	6	N/A	93.2%	93.3%
% of Patients satisfied with the time they had to wait for an appointment	4	6	N/A	86.7%	88.0%

* This is based on patients treated on this contract for their most recent course of treatment. Figures in italics indicate the base number of FP17s or Patient Questionnaire responses are less than 100. N/A is shown where the base number of responses is less than 10 during the period. % is calculated as Quantity/Base number*100

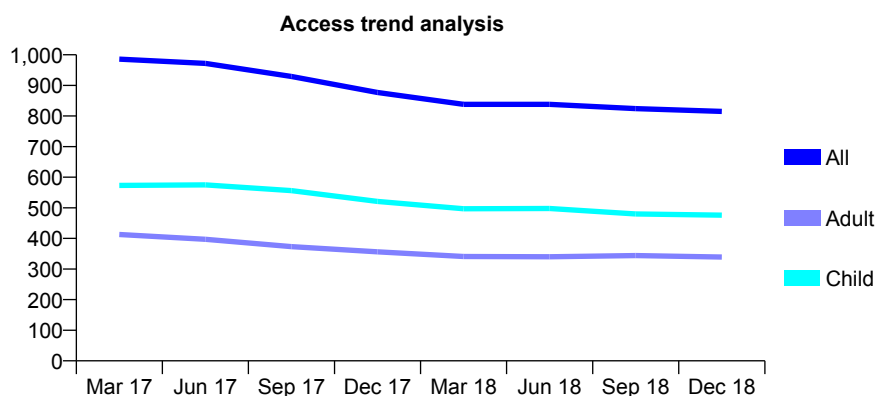
7A4 - Vital Signs At a Glance Contract Report for 154504/0002 - December 2018

Name or company name	Alison Jones Ltd
Contract type name	GDS Contract
Purpose of contract	General
Contract start date	01/08/2013
Contract end date	

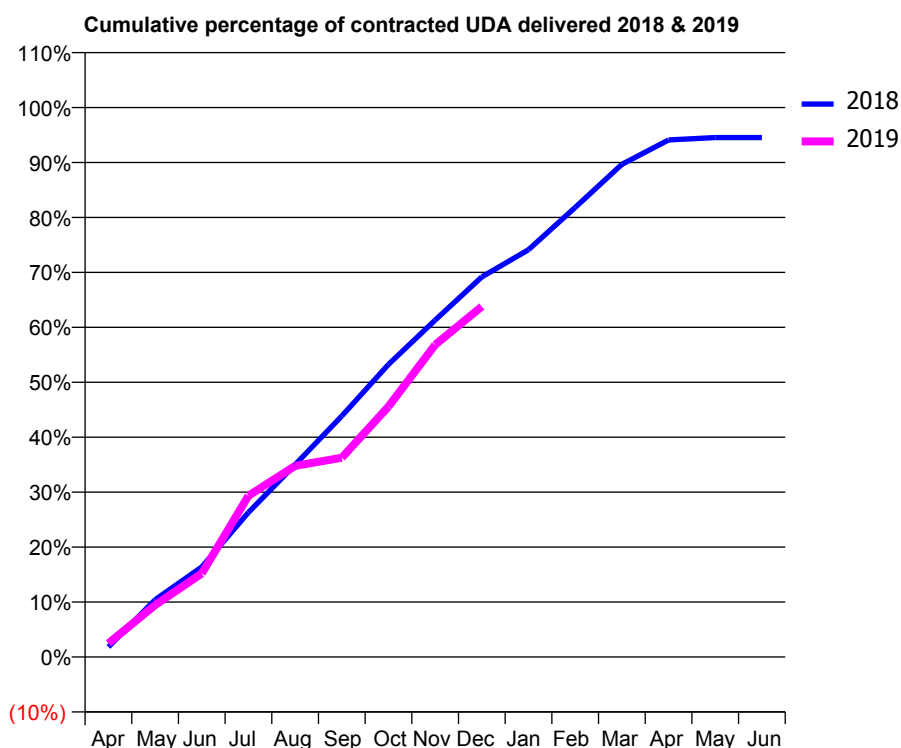
18/19 Contracted general activity (UDA)	2,300
Carry forward general activity (UDA)	0
18/19 Contracted orthodontic activity (UOA)	0
Carry forward orthodontic activity (UOA)	0
Baseline contract value	£60,907.50

ACCESS*

Patients seen in 24 months	Total	Change since previous quarter
Quarter ending December 2017	877	
Quarter ending March 2018	838	↓
Quarter ending June 2018	838	→
Quarter ending September 2018	824	↓
Quarter ending December 2018	815	↓
Variance since December 2017	(7.1%)	↓



ACTIVITY



Month	Adjusted Scheduled Activity (UDA)	
	2018	2019
April	42	57
May	240	218
June	377	350
July	605	675
August	805	800
September	1,009	834
October	1,225	1,048
November	1,410	1,307
December	1,591	1,467
January	1,705	
February	1,882	
March	2,062	
April	2,164	
May	2,174	
June	2,174	

QUALITY

	Quantity	Base Number	Contract	LHB	Wales
% of FP17s for the same patient ID Re-attending within 3 months - Children	33	540	6.1%	8.7%	10.9%
% of FP17s for the same patient ID Re-attending within 3 months - Adults	92	345	26.7%	15.0%	15.6%
% of FP17s for the same patient ID Re-attending between 3 & 9 months - Children	330	540	61.1%	57.5%	59.6%
% of FP17s for the same patient ID Re-attending between 3 & 9 months - Adults	163	345	47.2%	55.9%	55.6%
% of FP17s for Band 1 Urgent Courses	60	837	7.2%	9.1%	8.9%
% of FP17s Relating to Free Repair or Replacements	3	837	0.4%	0.7%	0.7%
% of FP17s Relating to Continuations	13	837	1.6%	0.8%	0.7%
% of Patients satisfied with the dentistry they have received	3	3	N/A	93.2%	93.3%
% of Patients satisfied with the time they had to wait for an appointment	3	3	N/A	86.7%	88.0%

* This is based on patients treated on this contract for their most recent course of treatment. Figures in italics indicate the base number of FP17s or Patient Questionnaire responses are less than 100. N/A is shown where the base number of responses is less than 10 during the period. % is calculated as Quantity/Base number*100

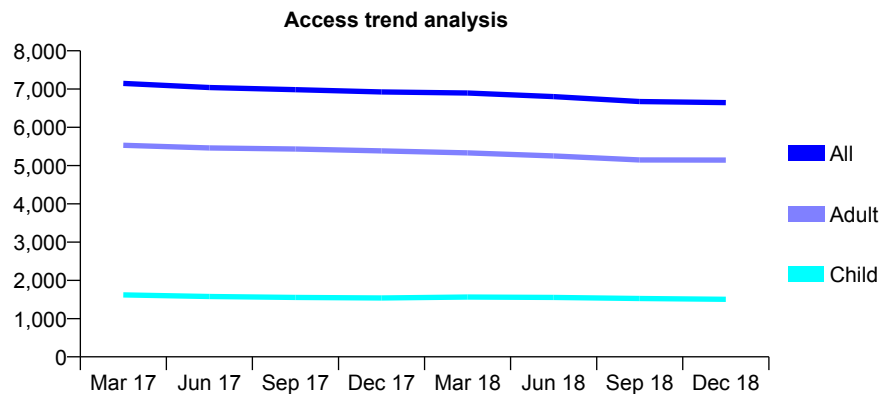
7A4 - Vital Signs At a Glance Contract Report for 157481/0001 - December 2018

Name or company name	Birchwood Health Ltd
Contract type name	GDS Contract
Purpose of contract	General
Contract start date	01/09/2009
Contract end date	

18/19 Contracted general activity (UDA)	25,295
Carry forward general activity (UDA)	1,163
18/19 Contracted orthodontic activity (UOA)	0
Carry forward orthodontic activity (UOA)	0
Baseline contract value	£590,575.70

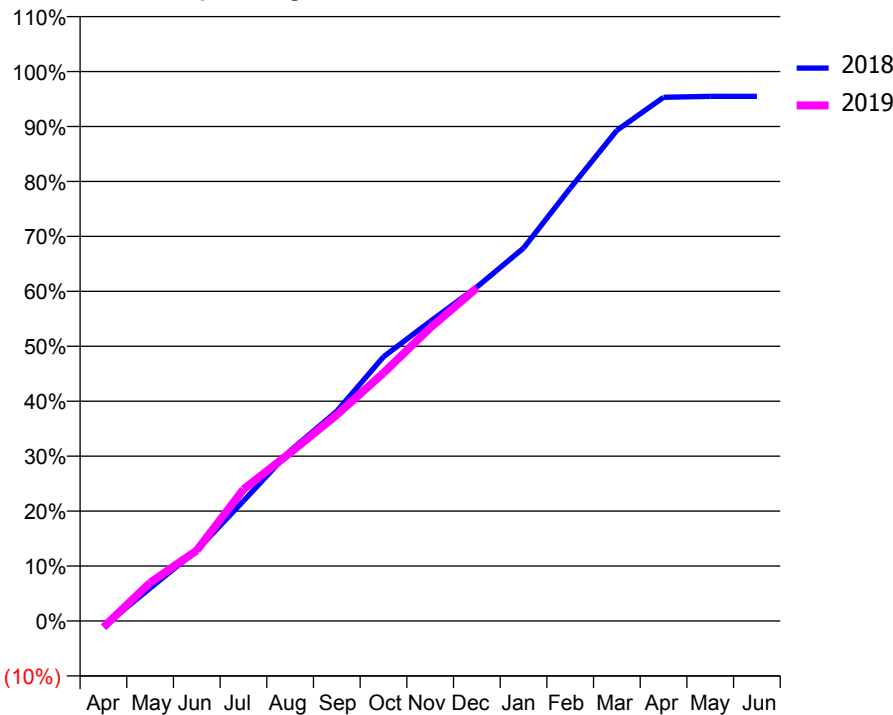
ACCESS*

Patients seen in 24 months	Total	Change since previous quarter
Quarter ending December 2017	6,925	
Quarter ending March 2018	6,897	→
Quarter ending June 2018	6,802	↓
Quarter ending September 2018	6,672	↓
Quarter ending December 2018	6,646	→
Variance since December 2017	(4.0%)	↓



ACTIVITY

Cumulative percentage of contracted UDA delivered 2018 & 2019



Month	Adjusted Scheduled Activity (UDA)	
	2018	2019
April	-264	-290
May	1,570	1,767
June	3,382	3,252
July	5,745	6,060
August	8,143	7,746
September	10,042	9,494
October	12,644	11,419
November	14,334	13,492
December	15,979	15,332
January	17,845	
February	20,707	
March	23,478	
April	25,060	
May	25,107	
June	25,108	

QUALITY

	Quantity	Base Number	Contract	LHB	Wales
% of FP17s for the same patient ID Re-attending within 3 months - Children	193	1,641	11.8%	8.7%	10.9%
% of FP17s for the same patient ID Re-attending within 3 months - Adults	1,313	6,097	21.5%	15.0%	15.6%
% of FP17s for the same patient ID Re-attending between 3 & 9 months - Children	948	1,641	57.8%	57.5%	59.6%
% of FP17s for the same patient ID Re-attending between 3 & 9 months - Adults	3,410	6,097	55.9%	55.9%	55.6%
% of FP17s for Band 1 Urgent Courses	787	7,154	11.0%	9.1%	8.9%
% of FP17s Relating to Free Repair or Replacements	106	7,154	1.5%	0.7%	0.7%
% of FP17s Relating to Continuations	152	7,154	2.1%	0.8%	0.7%
% of Patients satisfied with the dentistry they have received	8	9	N/A	93.2%	93.3%
% of Patients satisfied with the time they had to wait for an appointment	8	9	N/A	86.7%	88.0%

* This is based on patients treated on this contract for their most recent course of treatment. Figures in italics indicate the base number of FP17s or Patient Questionnaire responses are less than 100. N/A is shown where the base number of responses is less than 10 during the period. % is calculated as Quantity/Base number*100

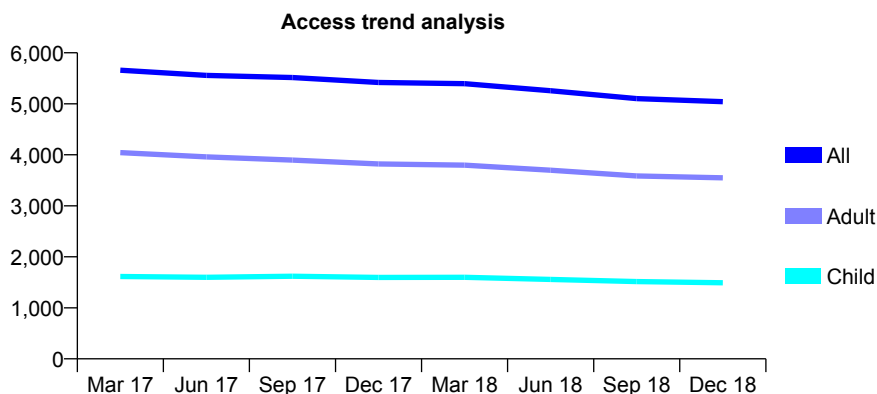
7A4 - Vital Signs At a Glance Contract Report for 158194/0014 - December 2018

Name or company name	Denticare Ltd
Contract type name	GDS Contract
Purpose of contract	General
Contract start date	06/01/2007
Contract end date	

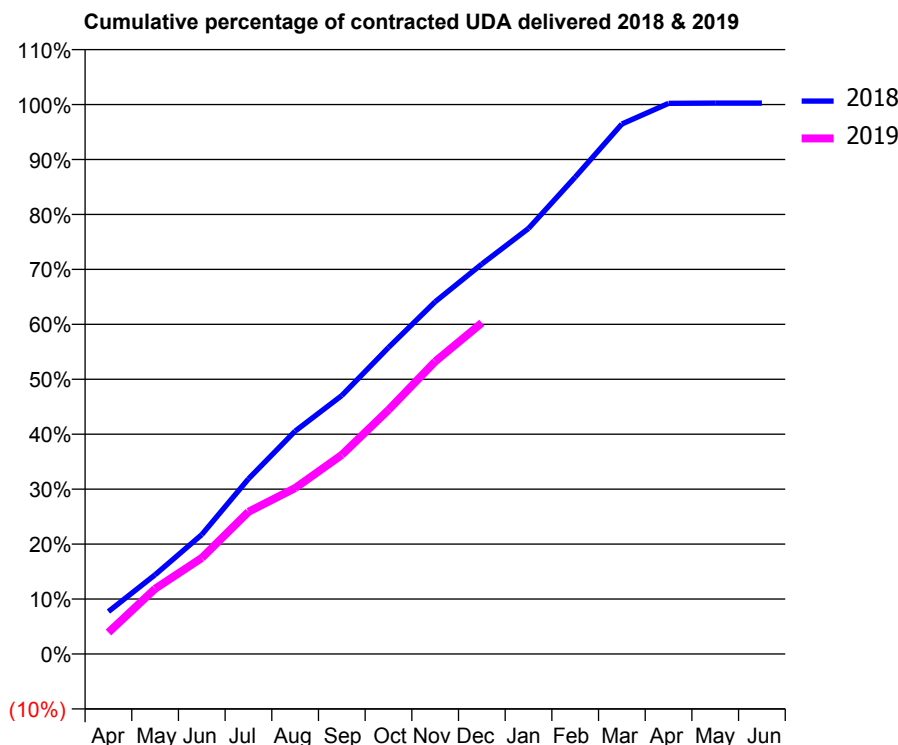
18/19 Contracted general activity (UDA)	17,966
Carry forward general activity (UDA)	-51
18/19 Contracted orthodontic activity (UOA)	0
Carry forward orthodontic activity (UOA)	0
Baseline contract value	£452,799.40

ACCESS*

Patients seen in 24 months	Total	Change since previous quarter
Quarter ending December 2017	5,418	
Quarter ending March 2018	5,396	→
Quarter ending June 2018	5,255	↓
Quarter ending September 2018	5,102	↓
Quarter ending December 2018	5,041	↓
Variance since December 2017	(7.0%)	↓



ACTIVITY



Month	Adjusted Scheduled Activity (UDA)	
	2018	2019
April	1,503	703
May	2,804	2,132
June	4,225	3,139
July	6,201	4,652
August	7,891	5,424
September	9,151	6,510
October	10,849	7,982
November	12,469	9,564
December	13,807	10,827
January	15,067	
February	16,885	
March	18,761	
April	19,492	
May	19,504	
June	19,504	

QUALITY

	Quantity	Base Number	Contract	LHB	Wales
% of FP17s for the same patient ID Re-attending within 3 months - Children	82	1,421	5.8%	8.7%	10.9%
% of FP17s for the same patient ID Re-attending within 3 months - Adults	445	3,433	13.0%	15.0%	15.6%
% of FP17s for the same patient ID Re-attending between 3 & 9 months - Children	798	1,421	56.2%	57.5%	59.6%
% of FP17s for the same patient ID Re-attending between 3 & 9 months - Adults	1,937	3,433	56.4%	55.9%	55.6%
% of FP17s for Band 1 Urgent Courses	440	4,650	9.5%	9.1%	8.9%
% of FP17s Relating to Free Repair or Replacements	8	4,650	0.2%	0.7%	0.7%
% of FP17s Relating to Continuations	42	4,650	0.9%	0.8%	0.7%
% of Patients satisfied with the dentistry they have received	6	6	N/A	93.2%	93.3%
% of Patients satisfied with the time they had to wait for an appointment	6	6	N/A	86.7%	88.0%

* This is based on patients treated on this contract for their most recent course of treatment. Figures in italics indicate the base number of FP17s or Patient Questionnaire responses are less than 100. N/A is shown where the base number of responses is less than 10 during the period. % is calculated as Quantity/Base number*100

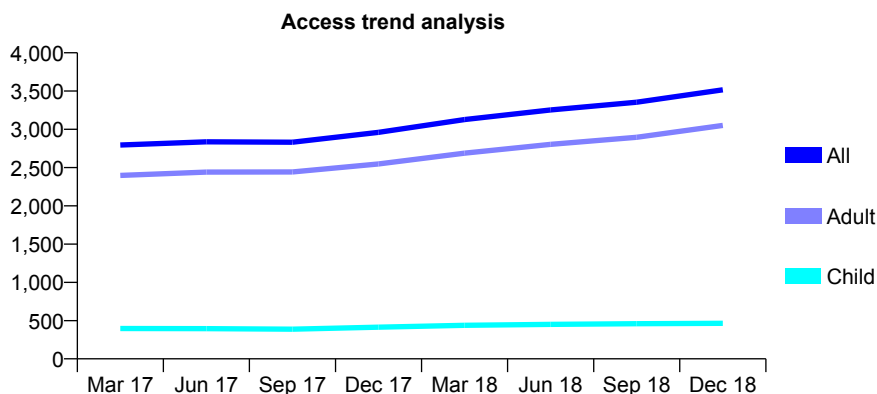
7A4 - Vital Signs At a Glance Contract Report for 158194/0020 - December 2018

Name or company name	Denticare Ltd
Contract type name	GDS Contract
Purpose of contract	General
Contract start date	01/05/2008
Contract end date	

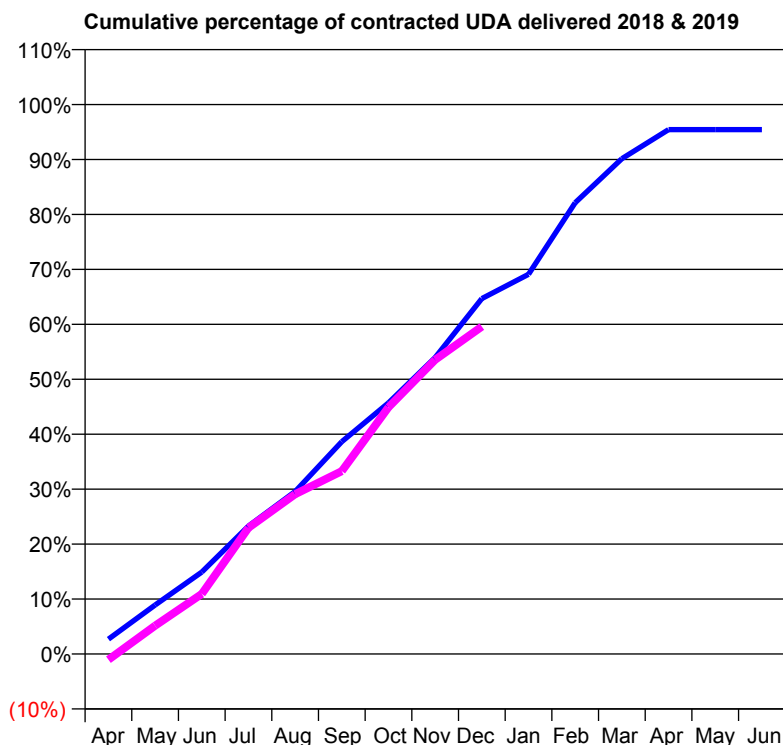
18/19 Contracted general activity (UDA)	12,620
Carry forward general activity (UDA)	577
18/19 Contracted orthodontic activity (UOA)	0
Carry forward orthodontic activity (UOA)	0
Baseline contract value	£315,922.68

ACCESS*

Patients seen in 24 months	Total	Change since previous quarter
Quarter ending December 2017	2,961	
Quarter ending March 2018	3,128	↑
Quarter ending June 2018	3,254	↑
Quarter ending September 2018	3,355	↑
Quarter ending December 2018	3,516	↑
Variance since December 2017	18.7%	↑



ACTIVITY



Month	Adjusted Scheduled Activity (UDA)	
	2018	2019
April	340	-133
May	1,126	652
June	1,883	1,380
July	2,937	2,899
August	3,731	3,670
September	4,878	4,201
October	5,769	5,666
November	6,810	6,758
December	8,162	7,519
January	8,720	
February	10,364	
March	11,376	
April	12,043	
May	12,044	
June	12,043	

QUALITY

	Quantity	Base Number	Contract	LHB	Wales
% of FP17s for the same patient ID Re-attending within 3 months - Children	24	457	5.3%	8.7%	10.9%
% of FP17s for the same patient ID Re-attending within 3 months - Adults	255	2,946	8.7%	15.0%	15.6%
% of FP17s for the same patient ID Re-attending between 3 & 9 months - Children	250	457	54.7%	57.5%	59.6%
% of FP17s for the same patient ID Re-attending between 3 & 9 months - Adults	1,576	2,946	53.5%	55.9%	55.6%
% of FP17s for Band 1 Urgent Courses	131	3,183	4.1%	9.1%	8.9%
% of FP17s Relating to Free Repair or Replacements	6	3,183	0.2%	0.7%	0.7%
% of FP17s Relating to Continuations	38	3,183	1.2%	0.8%	0.7%
% of Patients satisfied with the dentistry they have received	6	6	N/A	93.2%	93.3%
% of Patients satisfied with the time they had to wait for an appointment	6	6	N/A	86.7%	88.0%

* This is based on patients treated on this contract for their most recent course of treatment. Figures in italics indicate the base number of FP17s or Patient Questionnaire responses are less than 100. N/A is shown where the base number of responses is less than 10 during the period. % is calculated as Quantity/Base number*100

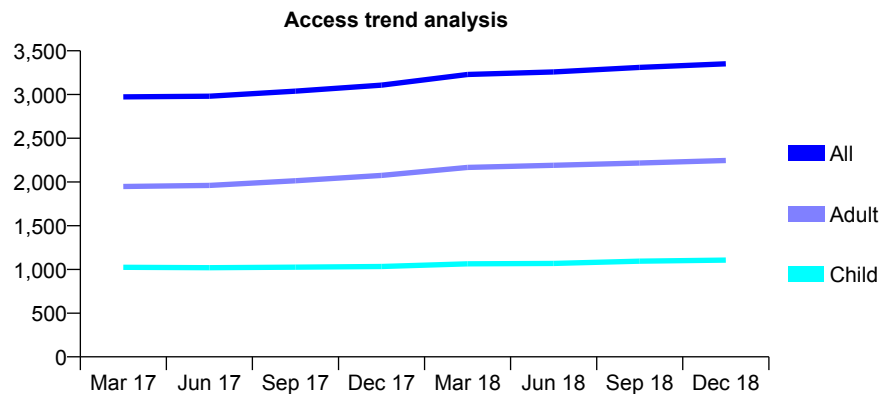
7A4 - Vital Signs At a Glance Contract Report for 158429/0001 - December 2018

Name or company name	PD Care Limited
Contract type name	GDS Contract
Purpose of contract	General
Contract start date	01/10/2011
Contract end date	

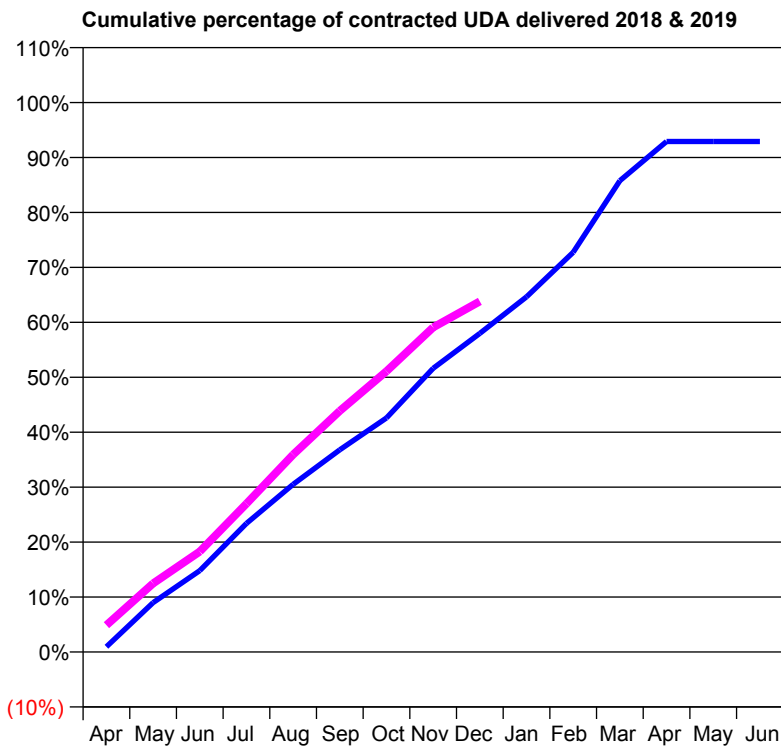
18/19 Contracted general activity (UDA)	10,160
Carry forward general activity (UDA)	0
18/19 Contracted orthodontic activity (UOA)	0
Carry forward orthodontic activity (UOA)	0
Baseline contract value	£255,205.41

ACCESS*

Patients seen in 24 months	Total	Change since previous quarter
Quarter ending December 2017	3,108	
Quarter ending March 2018	3,230	↑
Quarter ending June 2018	3,259	→
Quarter ending September 2018	3,310	→
Quarter ending December 2018	3,351	→
Variance since December 2017	7.8%	↑



ACTIVITY



Month	Adjusted Scheduled Activity (UDA)	
	2018	2019
April	96	496
May	912	1,267
June	1,506	1,858
July	2,378	2,742
August	3,100	3,651
September	3,739	4,459
October	4,327	5,191
November	5,244	6,002
December	5,891	6,483
January	6,567	
February	7,389	
March	8,715	
April	9,440	
May	9,440	
June	9,440	

QUALITY

	Quantity	Base Number	Contract	LHB	Wales
% of FP17s for the same patient ID Re-attending within 3 months - Children	79	1,198	6.6%	8.7%	10.9%
% of FP17s for the same patient ID Re-attending within 3 months - Adults	342	2,441	14.0%	15.0%	15.6%
% of FP17s for the same patient ID Re-attending between 3 & 9 months - Children	776	1,198	64.8%	57.5%	59.6%
% of FP17s for the same patient ID Re-attending between 3 & 9 months - Adults	1,524	2,441	62.4%	55.9%	55.6%
% of FP17s for Band 1 Urgent Courses	143	3,373	4.2%	9.1%	8.9%
% of FP17s Relating to Free Repair or Replacements	18	3,373	0.5%	0.7%	0.7%
% of FP17s Relating to Continuations	16	3,373	0.5%	0.8%	0.7%
% of Patients satisfied with the dentistry they have received	38	39	97.4%	93.2%	93.3%
% of Patients satisfied with the time they had to wait for an appointment	35	39	89.7%	86.7%	88.0%

* This is based on patients treated on this contract for their most recent course of treatment. Figures in italics indicate the base number of FP17s or Patient Questionnaire responses are less than 100. N/A is shown where the base number of responses is less than 10 during the period. % is calculated as Quantity/Base number*100

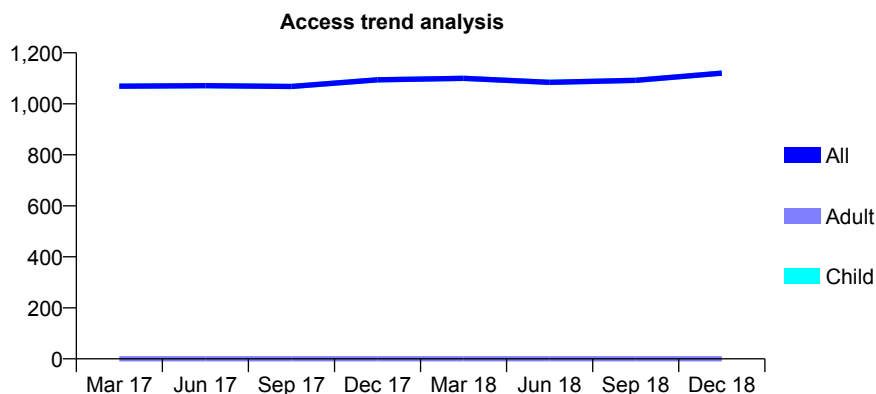
7A4 - Vital Signs At a Glance Contract Report for 159573/0001 - December 2018

Name or company name	S M Clark Limited
Contract type name	GDS Contract
Purpose of contract	General
Contract start date	01/11/2012
Contract end date	

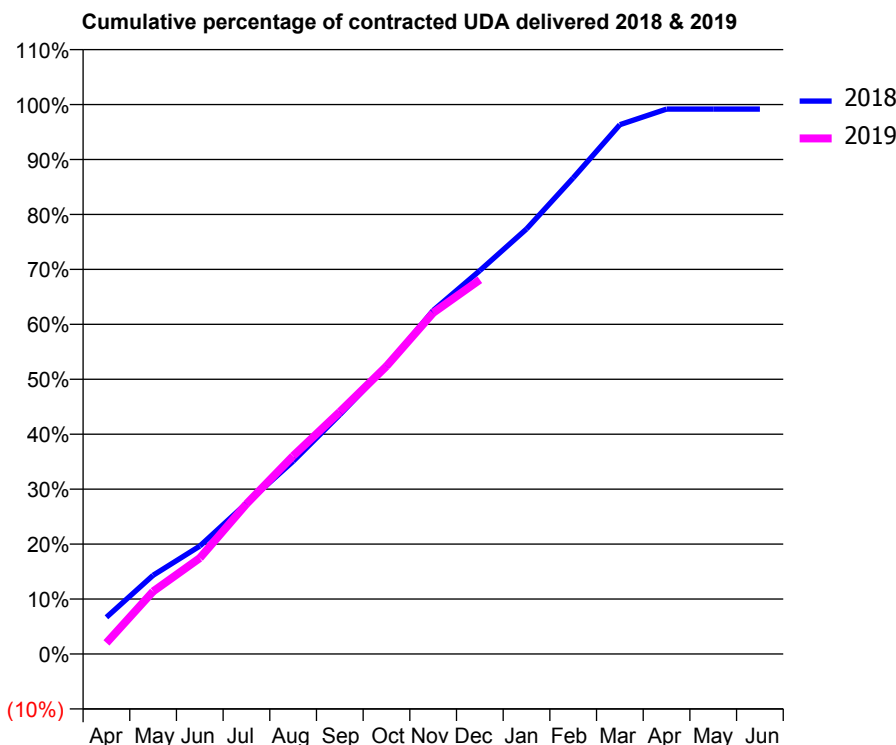
18/19 Contracted general activity (UDA)	2,315
Carry forward general activity (UDA)	19
18/19 Contracted orthodontic activity (UOA)	0
Carry forward orthodontic activity (UOA)	0
Baseline contract value	£56,410.61

ACCESS*

Patients seen in 24 months	Total	Change since previous quarter
Quarter ending December 2017	1,094	
Quarter ending March 2018	1,100	→
Quarter ending June 2018	1,084	↓
Quarter ending September 2018	1,092	→
Quarter ending December 2018	1,120	↑
Variance since December 2017	2.4%	↑



ACTIVITY



Month	Adjusted Scheduled Activity (UDA)	
	2018	2019
April	155	47
May	332	264
June	455	404
July	635	632
August	812	834
September	1,008	1,020
October	1,211	1,212
November	1,447	1,437
December	1,615	1,576
January	1,790	
February	2,006	
March	2,230	
April	2,296	
May	2,296	
June	2,296	

QUALITY

	Quantity	Base Number	Contract	LHB	Wales
% of FP17s for the same patient ID Re-attending within 3 months - Children	38	1,251	3.0%	8.7%	10.9%
% of FP17s for the same patient ID Re-attending within 3 months - Adults	0	0	N/A	15.0%	15.6%
% of FP17s for the same patient ID Re-attending between 3 & 9 months - Children	926	1,251	74.0%	57.5%	59.6%
% of FP17s for the same patient ID Re-attending between 3 & 9 months - Adults	0	0	N/A	55.9%	55.6%
% of FP17s for Band 1 Urgent Courses	2	1,205	0.2%	9.1%	8.9%
% of FP17s Relating to Free Repair or Replacements	0	1,205	0.0%	0.7%	0.7%
% of FP17s Relating to Continuations	0	1,205	0.0%	0.8%	0.7%
% of Patients satisfied with the dentistry they have received	0	0	N/A	93.2%	93.3%
% of Patients satisfied with the time they had to wait for an appointment	0	0	N/A	86.7%	88.0%

* This is based on patients treated on this contract for their most recent course of treatment. Figures in italics indicate the base number of FP17s or Patient Questionnaire responses are less than 100. N/A is shown where the base number of responses is less than 10 during the period. % is calculated as Quantity/Base number*100

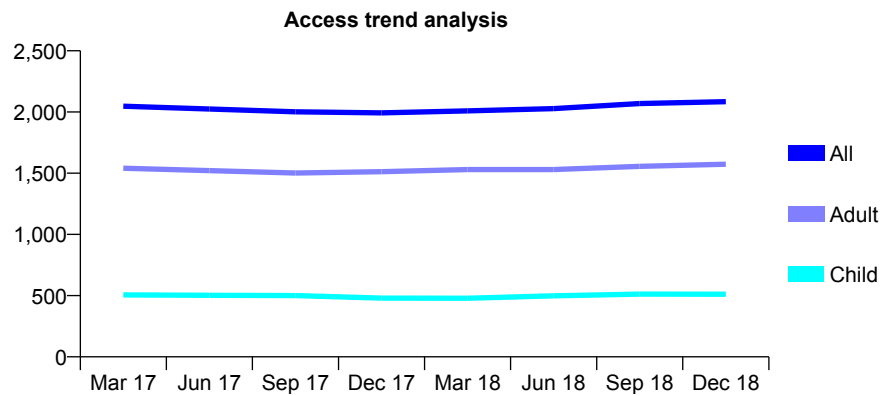
7A4 - Vital Signs At a Glance Contract Report for 161594/0001 - December 2018

Name or company name	Advance Dental Care Ltd
Contract type name	GDS Contract
Purpose of contract	General
Contract start date	16/06/2008
Contract end date	

18/19 Contracted general activity (UDA)	9,600
Carry forward general activity (UDA)	0
18/19 Contracted orthodontic activity (UOA)	0
Carry forward orthodontic activity (UOA)	0
Baseline contract value	£241,769.91

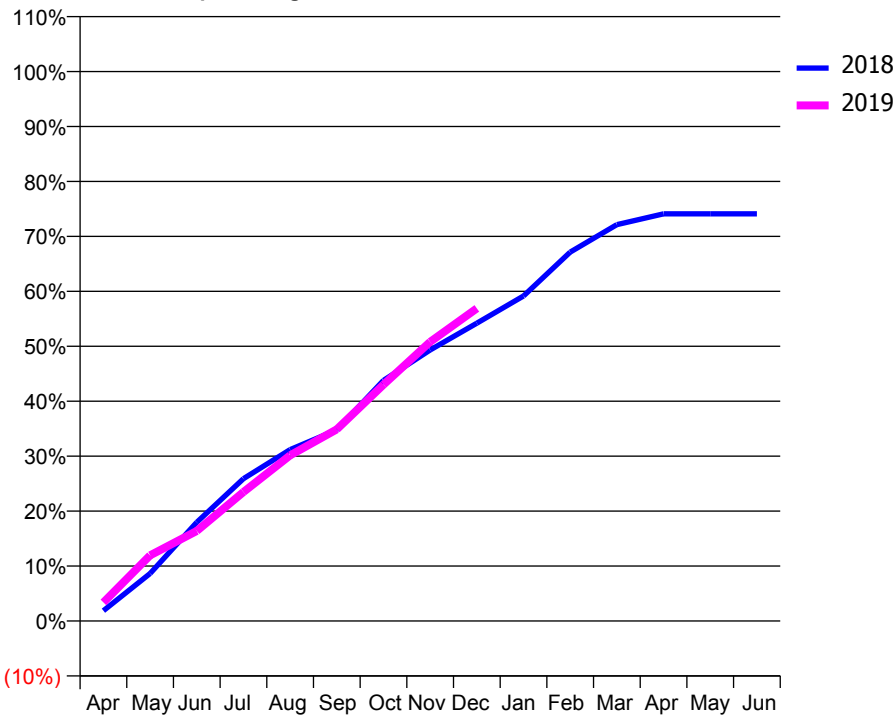
ACCESS*

Patients seen in 24 months	Total	Change since previous quarter
Quarter ending December 2017	1,993	
Quarter ending March 2018	2,009	→
Quarter ending June 2018	2,028	→
Quarter ending September 2018	2,069	↑
Quarter ending December 2018	2,084	→
Variance since December 2017	4.6%	↑



ACTIVITY

Cumulative percentage of contracted UDA delivered 2018 & 2019



Month	Adjusted Scheduled Activity (UDA)	
	2018	2019
April	198	326
May	909	1,147
June	1,887	1,574
July	2,720	2,254
August	3,277	2,895
September	3,653	3,348
October	4,597	4,129
November	5,179	4,877
December	5,691	5,462
January	6,211	
February	7,050	
March	7,574	
April	7,780	
May	7,780	
June	7,780	

QUALITY

	Quantity	Base Number	Contract	LHB	Wales
% of FP17s for the same patient ID Re-attending within 3 months - Children	56	724	7.7%	8.7%	10.9%
% of FP17s for the same patient ID Re-attending within 3 months - Adults	380	2,274	16.7%	15.0%	15.6%
% of FP17s for the same patient ID Re-attending between 3 & 9 months - Children	480	724	66.3%	57.5%	59.6%
% of FP17s for the same patient ID Re-attending between 3 & 9 months - Adults	1,438	2,274	63.2%	55.9%	55.6%
% of FP17s for Band 1 Urgent Courses	214	2,919	7.3%	9.1%	8.9%
% of FP17s Relating to Free Repair or Replacements	31	2,919	1.1%	0.7%	0.7%
% of FP17s Relating to Continuations	10	2,919	0.3%	0.8%	0.7%
% of Patients satisfied with the dentistry they have received	15	15	100.0%	93.2%	93.3%
% of Patients satisfied with the time they had to wait for an appointment	13	15	86.7%	86.7%	88.0%

* This is based on patients treated on this contract for their most recent course of treatment. Figures in italics indicate the base number of FP17s or Patient Questionnaire responses are less than 100. N/A is shown where the base number of responses is less than 10 during the period. % is calculated as Quantity/Base number*100

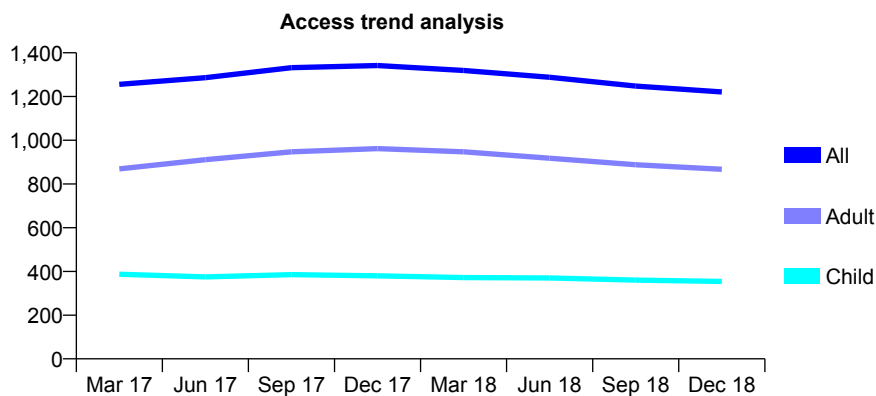
7A4 - Vital Signs At a Glance Contract Report for 172367/0001 - December 2018

Name or company name	Greenfield Dental Care Ltd
Contract type name	Pilot Contract
Purpose of contract	General
Contract start date	01/04/2012
Contract end date	

18/19 Contracted general activity (UDA)	3,182
Carry forward general activity (UDA)	-29
18/19 Contracted orthodontic activity (UOA)	0
Carry forward orthodontic activity (UOA)	0
Baseline contract value	£91,724.01

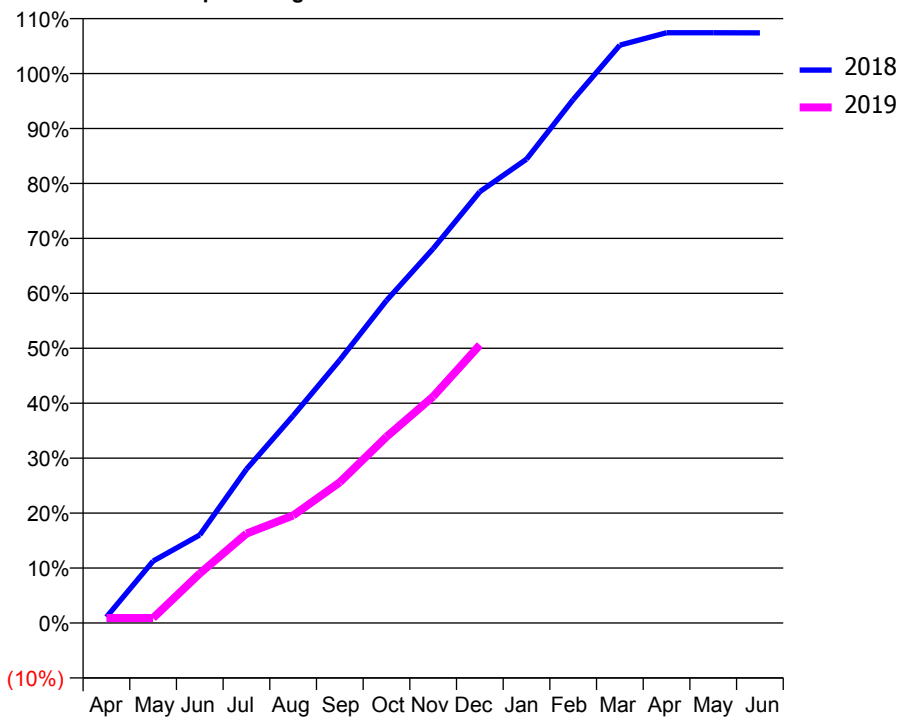
ACCESS*

Patients seen in 24 months	Total	Change since previous quarter
Quarter ending December 2017	1,342	
Quarter ending March 2018	1,319	↓
Quarter ending June 2018	1,288	↓
Quarter ending September 2018	1,248	↓
Quarter ending December 2018	1,221	↓
Variance since December 2017	(9.0%)	↓



ACTIVITY

Cumulative percentage of contracted UDA delivered 2018 & 2019



Month	Adjusted Scheduled Activity (UDA)	
	2018	2019
April	34	29
May	358	29
June	510	287
July	890	518
August	1,200	622
September	1,523	815
October	1,867	1,078
November	2,168	1,312
December	2,498	1,611
January	2,686	
February	3,031	
March	3,347	
April	3,418	
May	3,418	
June	3,417	

QUALITY

	Quantity	Base Number	Contract	LHB	Wales
% of FP17s for the same patient ID Re-attending within 3 months - Children	13	270	4.8%	8.7%	10.9%
% of FP17s for the same patient ID Re-attending within 3 months - Adults	67	582	11.5%	15.0%	15.6%
% of FP17s for the same patient ID Re-attending between 3 & 9 months - Children	120	270	44.4%	57.5%	59.6%
% of FP17s for the same patient ID Re-attending between 3 & 9 months - Adults	263	582	45.2%	55.9%	55.6%
% of FP17s for Band 1 Urgent Courses	58	838	6.9%	9.1%	8.9%
% of FP17s Relating to Free Repair or Replacements	2	838	0.2%	0.7%	0.7%
% of FP17s Relating to Continuations	0	838	0.0%	0.8%	0.7%
% of Patients satisfied with the dentistry they have received	5	5	N/A	93.2%	93.3%
% of Patients satisfied with the time they had to wait for an appointment	4	5	N/A	86.7%	88.0%

* This is based on patients treated on this contract for their most recent course of treatment. Figures in italics indicate the base number of FP17s or Patient Questionnaire responses are less than 100. N/A is shown where the base number of responses is less than 10 during the period. % is calculated as Quantity/Base number*100

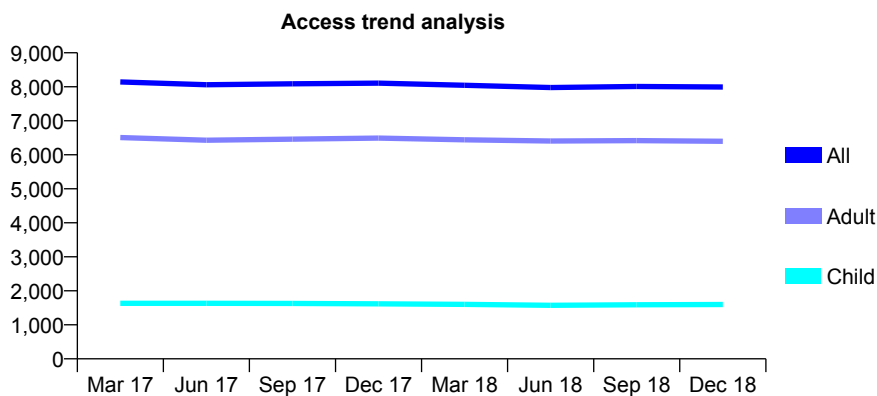
7A4 - Vital Signs At a Glance Contract Report for 172731/0001 - December 2018

Name or company name	Six Gables Dental Practice Ltd
Contract type name	GDS Contract
Purpose of contract	General
Contract start date	01/09/2010
Contract end date	

18/19 Contracted general activity (UDA)	22,715
Carry forward general activity (UDA)	587
18/19 Contracted orthodontic activity (UOA)	0
Carry forward orthodontic activity (UOA)	0
Baseline contract value	£528,635.42

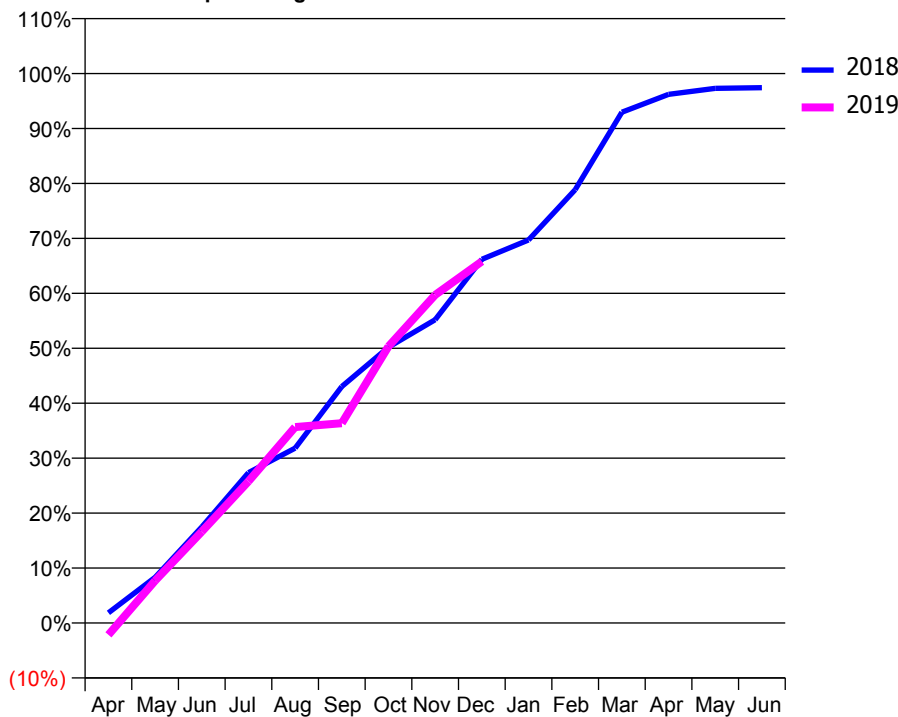
ACCESS*

Patients seen in 24 months	Total	Change since previous quarter
Quarter ending December 2017	8,108	
Quarter ending March 2018	8,045	→
Quarter ending June 2018	7,977	→
Quarter ending September 2018	8,010	→
Quarter ending December 2018	7,996	→
Variance since December 2017	(1.4%)	↓



ACTIVITY

Cumulative percentage of contracted UDA delivered 2018 & 2019



QUALITY

	Quantity	Base Number	Contract	LHB	Wales
% of FP17s for the same patient ID Re-attending within 3 months - Children	96	1,570	6.1%	8.7%	10.9%
% of FP17s for the same patient ID Re-attending within 3 months - Adults	761	6,367	12.0%	15.0%	15.6%
% of FP17s for the same patient ID Re-attending between 3 & 9 months - Children	809	1,570	51.5%	57.5%	59.6%
% of FP17s for the same patient ID Re-attending between 3 & 9 months - Adults	3,466	6,367	54.4%	55.9%	55.6%
% of FP17s for Band 1 Urgent Courses	184	7,544	2.4%	9.1%	8.9%
% of FP17s Relating to Free Repair or Replacements	38	7,544	0.5%	0.7%	0.7%
% of FP17s Relating to Continuations	45	7,544	0.6%	0.8%	0.7%
% of Patients satisfied with the dentistry they have received	20	21	95.2%	93.2%	93.3%
% of Patients satisfied with the time they had to wait for an appointment	17	21	81.0%	86.7%	88.0%

* This is based on patients treated on this contract for their most recent course of treatment. Figures in italics indicate the base number of FP17s or Patient Questionnaire responses are less than 100. N/A is shown where the base number of responses is less than 10 during the period. % is calculated as Quantity/Base number*100

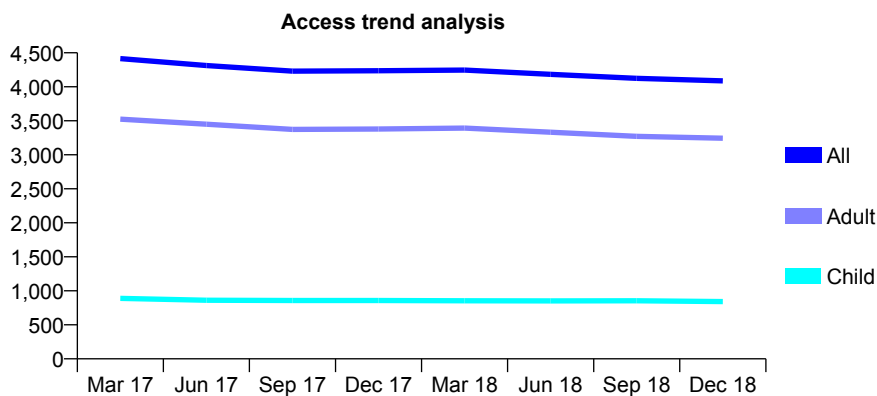
7A4 - Vital Signs At a Glance Contract Report for 174688/0001 - December 2018

Name or company name	Kevin Gracias & Amir Koochek
Contract type name	GDS Contract
Purpose of contract	General
Contract start date	01/04/2013
Contract end date	

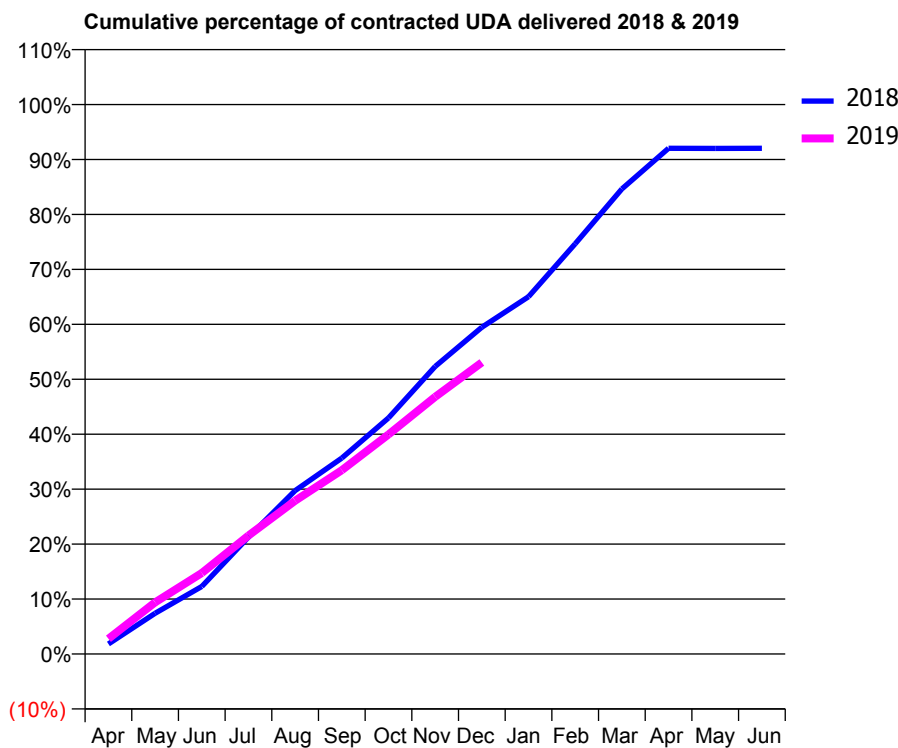
18/19 Contracted general activity (UDA)	14,750
Carry forward general activity (UDA)	0
18/19 Contracted orthodontic activity (UOA)	0
Carry forward orthodontic activity (UOA)	0
Baseline contract value	£372,505.68

ACCESS*

Patients seen in 24 months	Total	Change since previous quarter
Quarter ending December 2017	4,237	
Quarter ending March 2018	4,247	→
Quarter ending June 2018	4,184	↓
Quarter ending September 2018	4,124	↓
Quarter ending December 2018	4,087	→
Variance since December 2017	(3.5%)	↓



ACTIVITY



Month	Adjusted Scheduled Activity (UDA)	
	2018	2019
April	271	409
May	1,094	1,386
June	1,815	2,174
July	3,136	3,181
August	4,387	4,114
September	5,261	4,933
October	6,338	5,895
November	7,717	6,903
December	8,771	7,825
January	9,591	
February	11,010	
March	12,481	
April	13,576	
May	13,573	
June	13,576	

QUALITY

	Quantity	Base Number	Contract	LHB	Wales
% of FP17s for the same patient ID Re-attending within 3 months - Children	40	738	5.4%	8.7%	10.9%
% of FP17s for the same patient ID Re-attending within 3 months - Adults	308	2,909	10.6%	15.0%	15.6%
% of FP17s for the same patient ID Re-attending between 3 & 9 months - Children	382	738	51.8%	57.5%	59.6%
% of FP17s for the same patient ID Re-attending between 3 & 9 months - Adults	1,489	2,909	51.2%	55.9%	55.6%
% of FP17s for Band 1 Urgent Courses	165	3,385	4.9%	9.1%	8.9%
% of FP17s Relating to Free Repair or Replacements	29	3,385	0.9%	0.7%	0.7%
% of FP17s Relating to Continuations	17	3,385	0.5%	0.8%	0.7%
% of Patients satisfied with the dentistry they have received	8	8	N/A	93.2%	93.3%
% of Patients satisfied with the time they had to wait for an appointment	7	8	N/A	86.7%	88.0%

* This is based on patients treated on this contract for their most recent course of treatment. Figures in italics indicate the base number of FP17s or Patient Questionnaire responses are less than 100. N/A is shown where the base number of responses is less than 10 during the period. % is calculated as Quantity/Base number*100

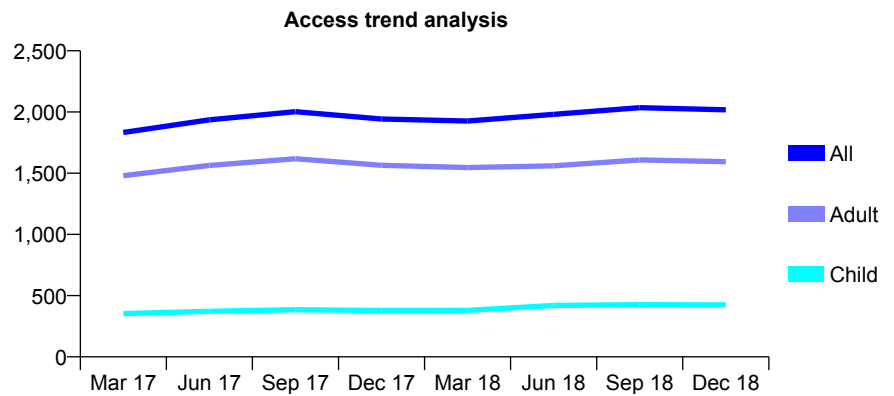
7A4 - Vital Signs At a Glance Contract Report for 182850/0001 - December 2018

Name or company name	M A Hill & S T Hill Ltd
Contract type name	GDS Contract
Purpose of contract	General
Contract start date	01/05/2011
Contract end date	

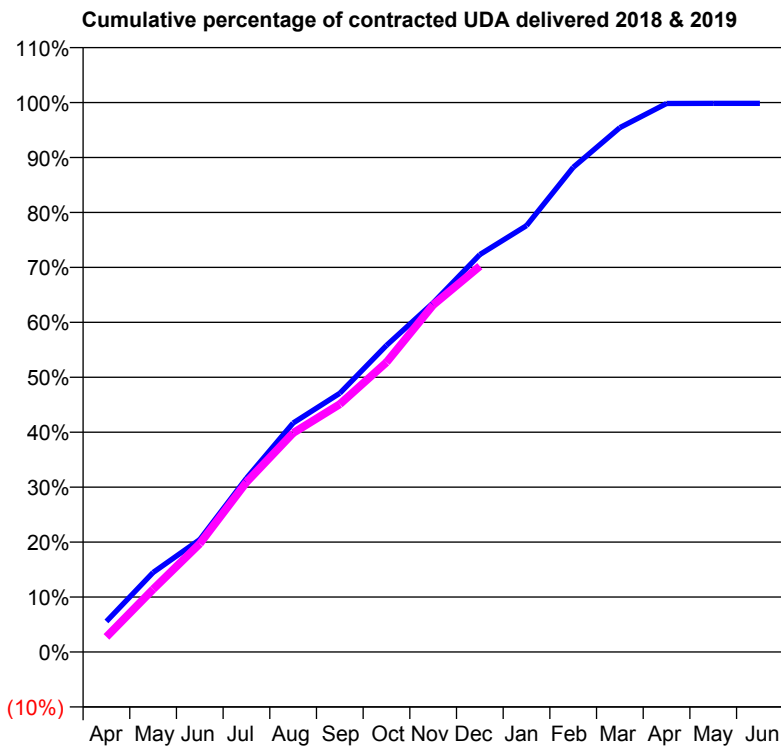
18/19 Contracted general activity (UDA)	6,721
Carry forward general activity (UDA)	10
18/19 Contracted orthodontic activity (UOA)	0
Carry forward orthodontic activity (UOA)	0
Baseline contract value	£122,687.68

ACCESS*

Patients seen in 24 months	Total	Change since previous quarter
Quarter ending December 2017	1,943	
Quarter ending March 2018	1,926	→
Quarter ending June 2018	1,981	↑
Quarter ending September 2018	2,035	↑
Quarter ending December 2018	2,018	→
Variance since December 2017	3.9%	↑



ACTIVITY



Month	Adjusted Scheduled Activity (UDA)	
	2018	2019
April	375	185
May	973	767
June	1,376	1,325
July	2,126	2,077
August	2,801	2,678
September	3,164	3,030
October	3,751	3,544
November	4,270	4,245
December	4,862	4,719
January	5,215	
February	5,927	
March	6,413	
April	6,709	
May	6,710	
June	6,711	

QUALITY

	Quantity	Base Number	Contract	LHB	Wales
% of FP17s for the same patient ID Re-attending within 3 months - Children	60	512	11.7%	8.7%	10.9%
% of FP17s for the same patient ID Re-attending within 3 months - Adults	518	1,994	26.0%	15.0%	15.6%
% of FP17s for the same patient ID Re-attending between 3 & 9 months - Children	288	512	56.3%	57.5%	59.6%
% of FP17s for the same patient ID Re-attending between 3 & 9 months - Adults	981	1,994	49.2%	55.9%	55.6%
% of FP17s for Band 1 Urgent Courses	314	2,389	13.1%	9.1%	8.9%
% of FP17s Relating to Free Repair or Replacements	22	2,389	0.9%	0.7%	0.7%
% of FP17s Relating to Continuations	13	2,389	0.5%	0.8%	0.7%
% of Patients satisfied with the dentistry they have received	3	3	N/A	93.2%	93.3%
% of Patients satisfied with the time they had to wait for an appointment	2	3	N/A	86.7%	88.0%

* This is based on patients treated on this contract for their most recent course of treatment. Figures in italics indicate the base number of FP17s or Patient Questionnaire responses are less than 100. N/A is shown where the base number of responses is less than 10 during the period. % is calculated as Quantity/Base number*100

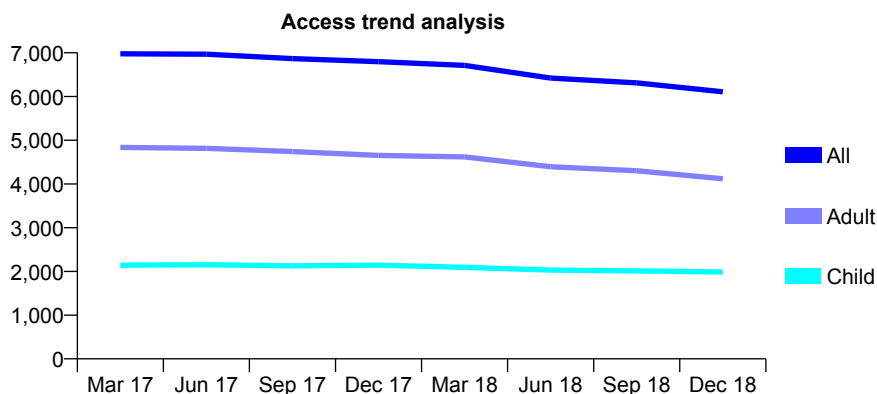
7A4 - Vital Signs At a Glance Contract Report for 190195/0016 - December 2018

Name or company name	Xeon Smiles UK Ltd
Contract type name	GDS Contract
Purpose of contract	General
Contract start date	01/04/2012
Contract end date	

18/19 Contracted general activity (UDA)	21,605
Carry forward general activity (UDA)	0
18/19 Contracted orthodontic activity (UOA)	0
Carry forward orthodontic activity (UOA)	0
Baseline contract value	£546,954.86

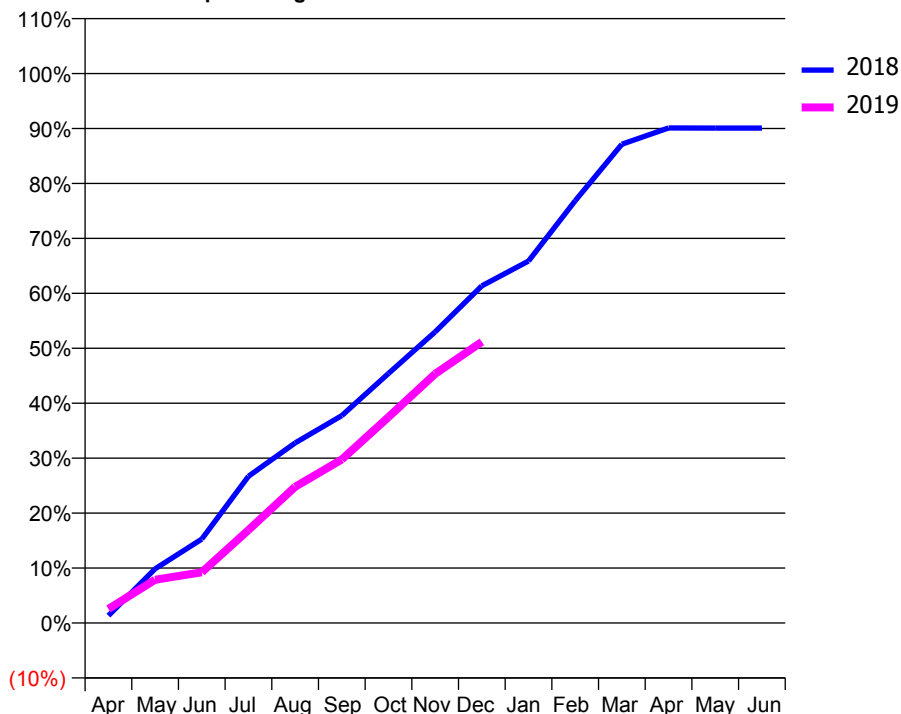
ACCESS*

Patients seen in 24 months	Total	Change since previous quarter
Quarter ending December 2017	6,797	
Quarter ending March 2018	6,713	↓
Quarter ending June 2018	6,423	↓
Quarter ending September 2018	6,312	↓
Quarter ending December 2018	6,107	↓
Variance since December 2017	(10.2%)	↓



ACTIVITY

Cumulative percentage of contracted UDA delivered 2018 & 2019



Adjusted Scheduled Activity (UDA)

Month	2018	2019
April	291	555
May	2,129	1,702
June	3,298	1,993
July	5,772	3,658
August	7,079	5,353
September	8,155	6,431
October	9,814	8,096
November	11,447	9,798
December	13,256	11,052
January	14,233	
February	16,601	
March	18,825	
April	19,463	
May	19,458	
June	19,457	

QUALITY

	Quantity	Base Number	Contract	LHB	Wales
% of FP17s for the same patient ID Re-attending within 3 months - Children	122	1,905	6.4%	8.7%	10.9%
% of FP17s for the same patient ID Re-attending within 3 months - Adults	355	3,229	11.0%	15.0%	15.6%
% of FP17s for the same patient ID Re-attending between 3 & 9 months - Children	1,109	1,905	58.2%	57.5%	59.6%
% of FP17s for the same patient ID Re-attending between 3 & 9 months - Adults	1,621	3,229	50.2%	55.9%	55.6%
% of FP17s for Band 1 Urgent Courses	397	4,910	8.1%	9.1%	8.9%
% of FP17s Relating to Free Repair or Replacements	38	4,910	0.8%	0.7%	0.7%
% of FP17s Relating to Continuations	6	4,910	0.1%	0.8%	0.7%
% of Patients satisfied with the dentistry they have received	10	12	83.3%	93.2%	93.3%
% of Patients satisfied with the time they had to wait for an appointment	7	12	58.3%	86.7%	88.0%

* This is based on patients treated on this contract for their most recent course of treatment. Figures in italics indicate the base number of FP17s or Patient Questionnaire responses are less than 100. N/A is shown where the base number of responses is less than 10 during the period. % is calculated as Quantity/Base number*100

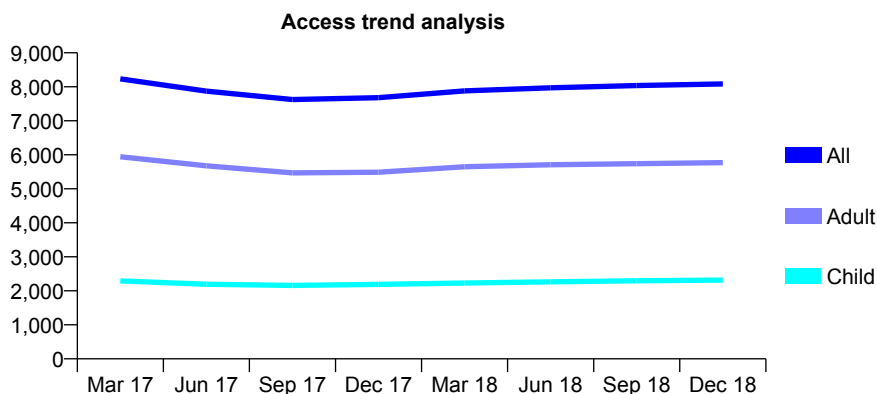
7A4 - Vital Signs At a Glance Contract Report for 190195/0017 - December 2018

Name or company name	Xeon Smiles UK Ltd
Contract type name	GDS Contract
Purpose of contract	General and Orthodontic
Contract start date	01/04/2012
Contract end date	

18/19 Contracted general activity (UDA)	31,000
Carry forward general activity (UDA)	0
18/19 Contracted orthodontic activity (UOA)	851
Carry forward orthodontic activity (UOA)	-31
Baseline contract value	£830,338.39

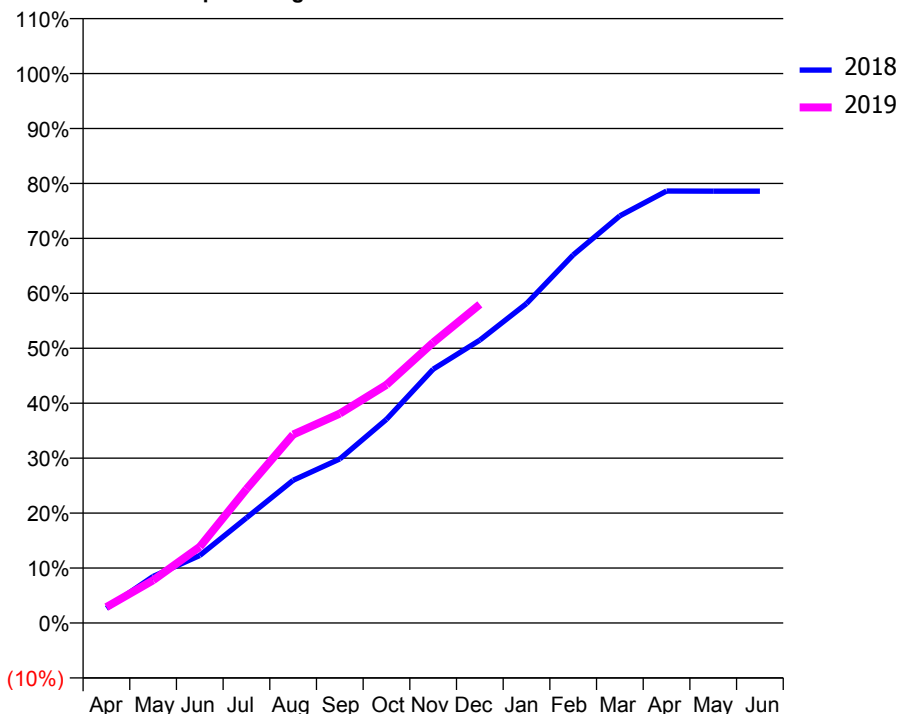
ACCESS*

Patients seen in 24 months	Total	Change since previous quarter
Quarter ending December 2017	7,679	
Quarter ending March 2018	7,879	↑
Quarter ending June 2018	7,970	→
Quarter ending September 2018	8,039	→
Quarter ending December 2018	8,084	→
Variance since December 2017	5.3%	↑



ACTIVITY

Cumulative percentage of contracted UDA delivered 2018 & 2019



Month	Adjusted Scheduled Activity (UDA)	
	2018	2019
April	833	898
May	2,632	2,413
June	3,813	4,301
July	5,935	7,555
August	8,054	10,637
September	9,259	11,818
October	11,490	13,438
November	14,322	15,823
December	15,963	17,976
January	18,021	
February	20,765	
March	22,968	
April	24,369	
May	24,361	
June	24,361	

QUALITY

	Quantity	Base Number	Contract	LHB	Wales
% of FP17s for the same patient ID Re-attending within 3 months - Children	135	2,440	5.5%	8.7%	10.9%
% of FP17s for the same patient ID Re-attending within 3 months - Adults	614	5,745	10.7%	15.0%	15.6%
% of FP17s for the same patient ID Re-attending between 3 & 9 months - Children	1,427	2,440	58.5%	57.5%	59.6%
% of FP17s for the same patient ID Re-attending between 3 & 9 months - Adults	3,265	5,745	56.8%	55.9%	55.6%
% of FP17s for Band 1 Urgent Courses	517	7,727	6.7%	9.1%	8.9%
% of FP17s Relating to Free Repair or Replacements	40	7,727	0.5%	0.7%	0.7%
% of FP17s Relating to Continuations	11	7,727	0.1%	0.8%	0.7%
% of Patients satisfied with the dentistry they have received	33	37	89.2%	93.2%	93.3%
% of Patients satisfied with the time they had to wait for an appointment	28	37	75.7%	86.7%	88.0%

* This is based on patients treated on this contract for their most recent course of treatment. Figures in italics indicate the base number of FP17s or Patient Questionnaire responses are less than 100. N/A is shown where the base number of responses is less than 10 during the period. % is calculated as Quantity/Base number*100

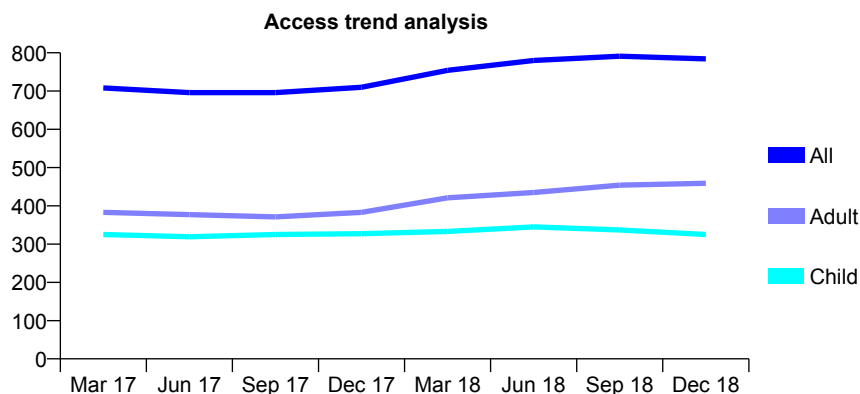
7A4 - Vital Signs At a Glance Contract Report for 190225/0001 - December 2018

Name or company name	Bay House Dental Practice Ltd
Contract type name	GDS Contract
Purpose of contract	General and Orthodontic
Contract start date	01/04/2011
Contract end date	

18/19 Contracted general activity (UDA)	2,544
Carry forward general activity (UDA)	-53
18/19 Contracted orthodontic activity (UOA)	450
Carry forward orthodontic activity (UOA)	0
Baseline contract value	£106,697.26

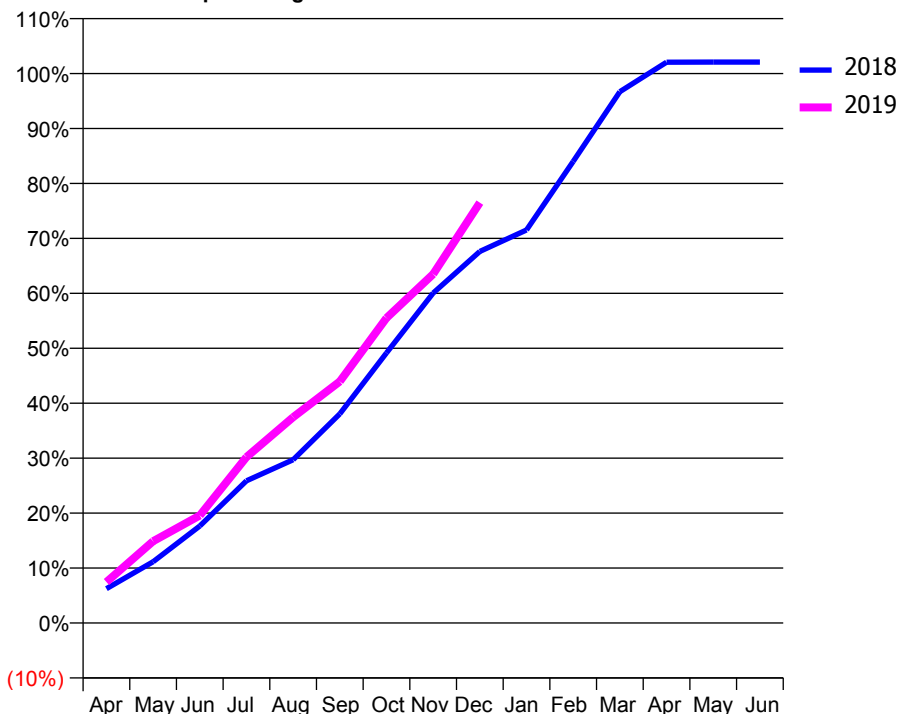
ACCESS*

Patients seen in 24 months	Total	Change since previous quarter
Quarter ending December 2017	710	
Quarter ending March 2018	754	↑
Quarter ending June 2018	780	↑
Quarter ending September 2018	791	→
Quarter ending December 2018	784	→
Variance since December 2017	10.4%	↑



ACTIVITY

Cumulative percentage of contracted UDA delivered 2018 & 2019



Month	Adjusted Scheduled Activity (UDA)	
	2018	2019
April	159	190
May	284	379
June	449	498
July	658	768
August	756	953
September	968	1,118
October	1,250	1,412
November	1,528	1,616
December	1,720	1,946
January	1,820	
February	2,137	
March	2,460	
April	2,596	
May	2,597	
June	2,597	

QUALITY

	Quantity	Base Number	Contract	LHB	Wales
% of FP17s for the same patient ID Re-attending within 3 months - Children	46	468	9.8%	8.7%	10.9%
% of FP17s for the same patient ID Re-attending within 3 months - Adults	97	535	18.1%	15.0%	15.6%
% of FP17s for the same patient ID Re-attending between 3 & 9 months - Children	294	468	62.8%	57.5%	59.6%
% of FP17s for the same patient ID Re-attending between 3 & 9 months - Adults	346	535	64.7%	55.9%	55.6%
% of FP17s for Band 1 Urgent Courses	85	883	9.6%	9.1%	8.9%
% of FP17s Relating to Free Repair or Replacements	0	883	0.0%	0.7%	0.7%
% of FP17s Relating to Continuations	9	883	1.0%	0.8%	0.7%
% of Patients satisfied with the dentistry they have received	1	1	N/A	93.2%	93.3%
% of Patients satisfied with the time they had to wait for an appointment	1	1	N/A	86.7%	88.0%

* This is based on patients treated on this contract for their most recent course of treatment. Figures in italics indicate the base number of FP17s or Patient Questionnaire responses are less than 100. N/A is shown where the base number of responses is less than 10 during the period. % is calculated as Quantity/Base number*100

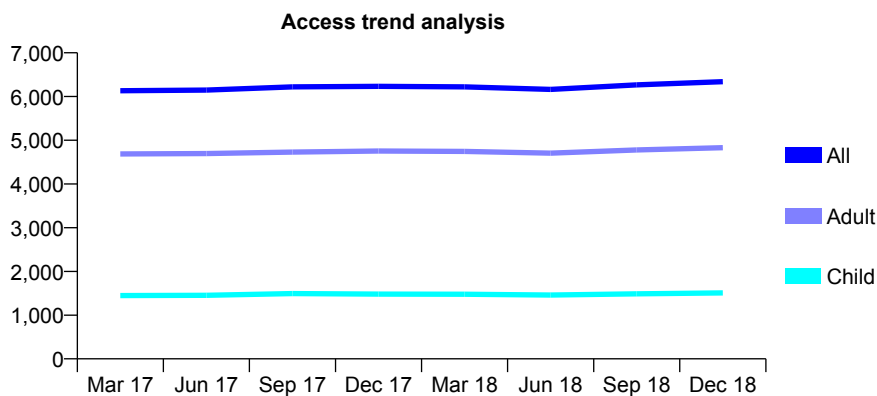
7A4 - Vital Signs At a Glance Contract Report for 191841/0001 - December 2018

Name or company name	RWH Limited
Contract type name	GDS Contract
Purpose of contract	General
Contract start date	01/04/2011
Contract end date	

18/19 Contracted general activity (UDA)	20,936
Carry forward general activity (UDA)	-354
18/19 Contracted orthodontic activity (UOA)	0
Carry forward orthodontic activity (UOA)	0
Baseline contract value	£528,691.14

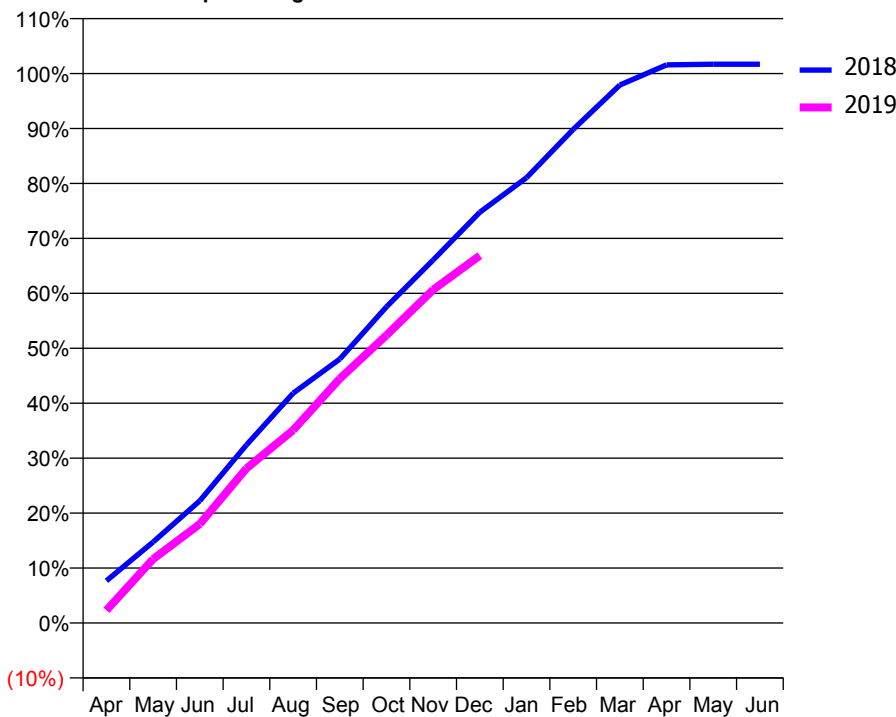
ACCESS*

Patients seen in 24 months	Total	Change since previous quarter
Quarter ending December 2017	6,234	
Quarter ending March 2018	6,221	→
Quarter ending June 2018	6,162	→
Quarter ending September 2018	6,267	→
Quarter ending December 2018	6,339	→
Variance since December 2017	1.7%	→



ACTIVITY

Cumulative percentage of contracted UDA delivered 2018 & 2019



Month	Adjusted Scheduled Activity (UDA)	
	2018	2019
April	1,610	484
May	3,086	2,438
June	4,655	3,771
July	6,787	5,891
August	8,755	7,349
September	10,057	9,311
October	12,049	10,968
November	13,831	12,697
December	15,651	14,000
January	16,966	
February	18,807	
March	20,497	
April	21,263	
May	21,288	
June	21,290	

QUALITY

	Quantity	Base Number	Contract	LHB	Wales
% of FP17s for the same patient ID Re-attending within 3 months - Children	103	1,693	6.1%	8.7%	10.9%
% of FP17s for the same patient ID Re-attending within 3 months - Adults	915	6,147	14.9%	15.0%	15.6%
% of FP17s for the same patient ID Re-attending between 3 & 9 months - Children	1,019	1,693	60.2%	57.5%	59.6%
% of FP17s for the same patient ID Re-attending between 3 & 9 months - Adults	3,791	6,147	61.7%	55.9%	55.6%
% of FP17s for Band 1 Urgent Courses	537	7,450	7.2%	9.1%	8.9%
% of FP17s Relating to Free Repair or Replacements	81	7,450	1.1%	0.7%	0.7%
% of FP17s Relating to Continuations	16	7,450	0.2%	0.8%	0.7%
% of Patients satisfied with the dentistry they have received	18	21	85.7%	93.2%	93.3%
% of Patients satisfied with the time they had to wait for an appointment	18	21	85.7%	86.7%	88.0%

* This is based on patients treated on this contract for their most recent course of treatment. Figures in italics indicate the base number of FP17s or Patient Questionnaire responses are less than 100. N/A is shown where the base number of responses is less than 10 during the period. % is calculated as Quantity/Base number*100

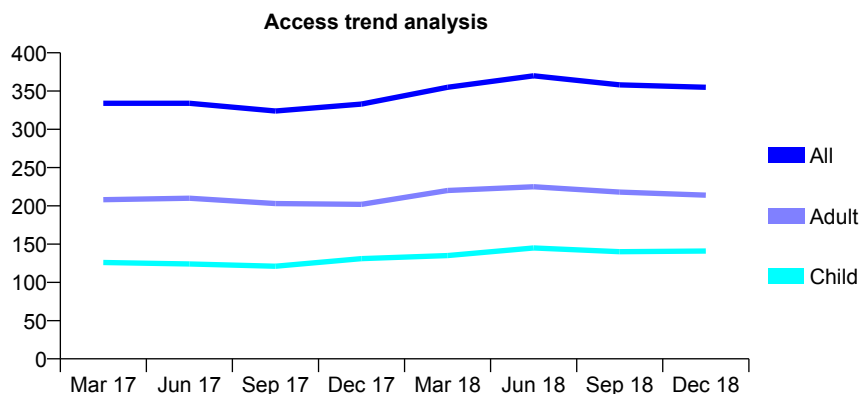
7A4 - Vital Signs At a Glance Contract Report for 195359/0001 - December 2018

Name or company name	Rebecca Close & David Edward Webster
Contract type name	GDS Contract
Purpose of contract	General
Contract start date	01/08/2013
Contract end date	

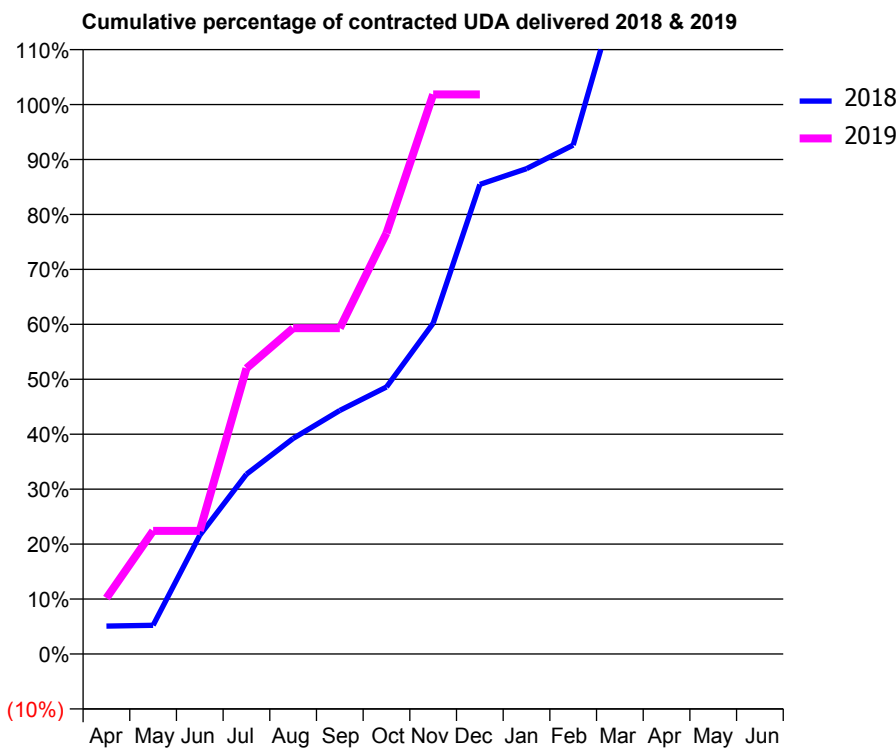
18/19 Contracted general activity (UDA)	630
Carry forward general activity (UDA)	-32
18/19 Contracted orthodontic activity (UOA)	0
Carry forward orthodontic activity (UOA)	0
Baseline contract value	£16,793.48

ACCESS*

Patients seen in 24 months	Total	Change since previous quarter
Quarter ending December 2017	333	
Quarter ending March 2018	355	↑
Quarter ending June 2018	370	↑
Quarter ending September 2018	358	↓
Quarter ending December 2018	355	→
Variance since December 2017	6.6%	↑



ACTIVITY



Month	Adjusted Scheduled Activity (UDA)	
	2018	2019
April	32	64
May	33	141
June	136	141
July	206	328
August	247	374
September	279	374
October	306	483
November	379	642
December	538	642
January	556	
February	583	
March	768	
April	842	
May	842	
June	845	

QUALITY

	Quantity	Base Number	Contract	LHB	Wales
% of FP17s for the same patient ID Re-attending within 3 months - Children	21	154	13.6%	8.7%	10.9%
% of FP17s for the same patient ID Re-attending within 3 months - Adults	28	208	13.5%	15.0%	15.6%
% of FP17s for the same patient ID Re-attending between 3 & 9 months - Children	77	154	50.0%	57.5%	59.6%
% of FP17s for the same patient ID Re-attending between 3 & 9 months - Adults	117	208	56.3%	55.9%	55.6%
% of FP17s for Band 1 Urgent Courses	3	318	0.9%	9.1%	8.9%
% of FP17s Relating to Free Repair or Replacements	0	318	0.0%	0.7%	0.7%
% of FP17s Relating to Continuations	0	318	0.0%	0.8%	0.7%
% of Patients satisfied with the dentistry they have received	4	4	N/A	93.2%	93.3%
% of Patients satisfied with the time they had to wait for an appointment	3	4	N/A	86.7%	88.0%

* This is based on patients treated on this contract for their most recent course of treatment. Figures in italics indicate the base number of FP17s or Patient Questionnaire responses are less than 100. N/A is shown where the base number of responses is less than 10 during the period. % is calculated as Quantity/Base number*100

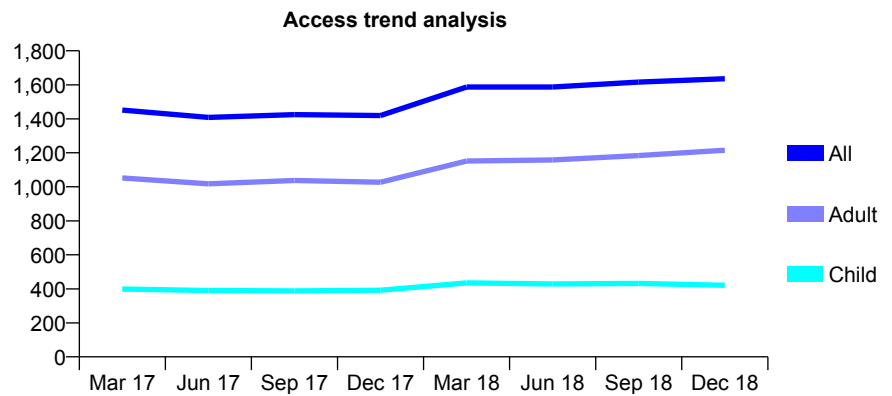
7A4 - Vital Signs At a Glance Contract Report for 222798/0001 - December 2018

Name or company name	MR RJ CAPRON
Contract type name	GDS Contract
Purpose of contract	General
Contract start date	01/04/2006
Contract end date	

18/19 Contracted general activity (UDA)	4,839
Carry forward general activity (UDA)	36
18/19 Contracted orthodontic activity (UOA)	0
Carry forward orthodontic activity (UOA)	0
Baseline contract value	£141,574.52

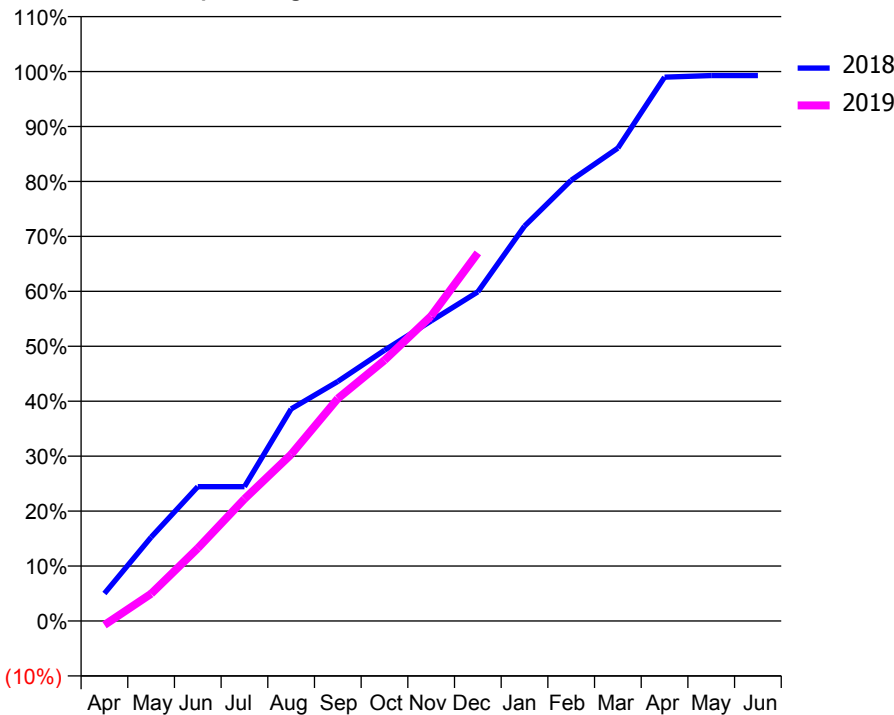
ACCESS*

Patients seen in 24 months	Total	Change since previous quarter
Quarter ending December 2017	1,419	
Quarter ending March 2018	1,587	↑
Quarter ending June 2018	1,587	→
Quarter ending September 2018	1,616	→
Quarter ending December 2018	1,636	→
Variance since December 2017	15.3%	↑



ACTIVITY

Cumulative percentage of contracted UDA delivered 2018 & 2019



Month	Adjusted Scheduled Activity (UDA)	
	2018	2019
April	242	-36
May	738	240
June	1,183	640
July	1,183	1,075
August	1,867	1,468
September	2,110	1,959
October	2,384	2,297
November	2,643	2,687
December	2,899	3,241
January	3,477	
February	3,881	
March	4,165	
April	4,789	
May	4,803	
June	4,803	

QUALITY

	Quantity	Base Number	Contract	LHB	Wales
% of FP17s for the same patient ID Re-attending within 3 months - Children	22	376	5.9%	8.7%	10.9%
% of FP17s for the same patient ID Re-attending within 3 months - Adults	256	1,309	19.6%	15.0%	15.6%
% of FP17s for the same patient ID Re-attending between 3 & 9 months - Children	173	376	46.0%	57.5%	59.6%
% of FP17s for the same patient ID Re-attending between 3 & 9 months - Adults	584	1,309	44.6%	55.9%	55.6%
% of FP17s for Band 1 Urgent Courses	212	1,484	14.3%	9.1%	8.9%
% of FP17s Relating to Free Repair or Replacements	0	1,484	0.0%	0.7%	0.7%
% of FP17s Relating to Continuations	14	1,484	0.9%	0.8%	0.7%
% of Patients satisfied with the dentistry they have received	0	0	N/A	93.2%	93.3%
% of Patients satisfied with the time they had to wait for an appointment	0	0	N/A	86.7%	88.0%

* This is based on patients treated on this contract for their most recent course of treatment. Figures in italics indicate the base number of FP17s or Patient Questionnaire responses are less than 100. N/A is shown where the base number of responses is less than 10 during the period. % is calculated as Quantity/Base number*100

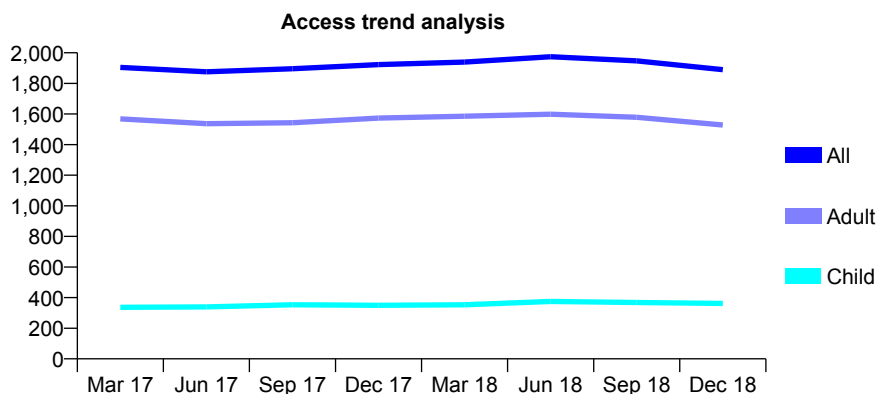
7A4 - Vital Signs At a Glance Contract Report for 239887/0001 - December 2018

Name or company name	MISS S YEGANEH
Contract type name	GDS Contract
Purpose of contract	General
Contract start date	01/04/2006
Contract end date	

18/19 Contracted general activity (UDA)	7,705
Carry forward general activity (UDA)	243
18/19 Contracted orthodontic activity (UOA)	0
Carry forward orthodontic activity (UOA)	0
Baseline contract value	£160,200.55

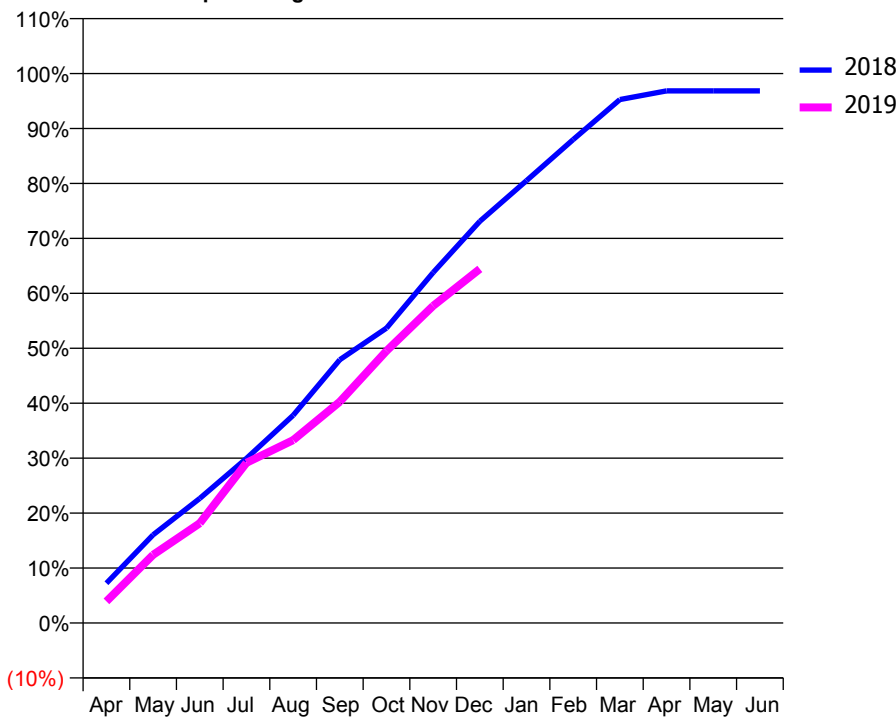
ACCESS*

Patients seen in 24 months	Total	Change since previous quarter
Quarter ending December 2017	1,923	
Quarter ending March 2018	1,939	→
Quarter ending June 2018	1,974	→
Quarter ending September 2018	1,947	↓
Quarter ending December 2018	1,890	↓
Variance since December 2017	(1.7%)	↓



ACTIVITY

Cumulative percentage of contracted UDA delivered 2018 & 2019



Month	Adjusted Scheduled Activity (UDA)	
	2018	2019
April	559	303
May	1,236	957
June	1,747	1,400
July	2,308	2,247
August	2,912	2,565
September	3,691	3,103
October	4,136	3,815
November	4,914	4,448
December	5,633	4,966
January	6,203	
February	6,778	
March	7,340	
April	7,462	
May	7,462	
June	7,462	

QUALITY

	Quantity	Base Number	Contract	LHB	Wales
% of FP17s for the same patient ID Re-attending within 3 months - Children	26	494	5.3%	8.7%	10.9%
% of FP17s for the same patient ID Re-attending within 3 months - Adults	208	1,841	11.3%	15.0%	15.6%
% of FP17s for the same patient ID Re-attending between 3 & 9 months - Children	382	494	77.3%	57.5%	59.6%
% of FP17s for the same patient ID Re-attending between 3 & 9 months - Adults	1,288	1,841	70.0%	55.9%	55.6%
% of FP17s for Band 1 Urgent Courses	54	2,290	2.4%	9.1%	8.9%
% of FP17s Relating to Free Repair or Replacements	5	2,290	0.2%	0.7%	0.7%
% of FP17s Relating to Continuations	6	2,290	0.3%	0.8%	0.7%
% of Patients satisfied with the dentistry they have received	2	3	N/A	93.2%	93.3%
% of Patients satisfied with the time they had to wait for an appointment	3	3	N/A	86.7%	88.0%

* This is based on patients treated on this contract for their most recent course of treatment. Figures in italics indicate the base number of FP17s or Patient Questionnaire responses are less than 100. N/A is shown where the base number of responses is less than 10 during the period. % is calculated as Quantity/Base number*100

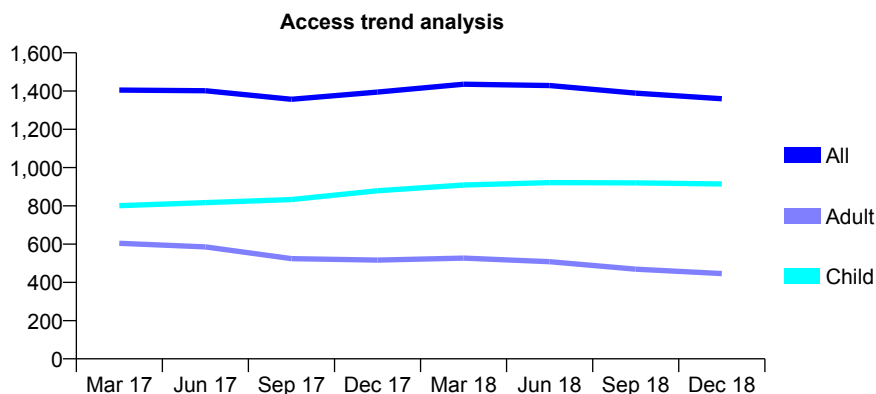
7A4 - Vital Signs At a Glance Contract Report for 250090/0001 - December 2018

Name or company name	MR M THOMAS
Contract type name	GDS Contract
Purpose of contract	General
Contract start date	01/04/2006
Contract end date	

18/19 Contracted general activity (UDA)	4,018
Carry forward general activity (UDA)	24
18/19 Contracted orthodontic activity (UOA)	0
Carry forward orthodontic activity (UOA)	0
Baseline contract value	£102,525.41

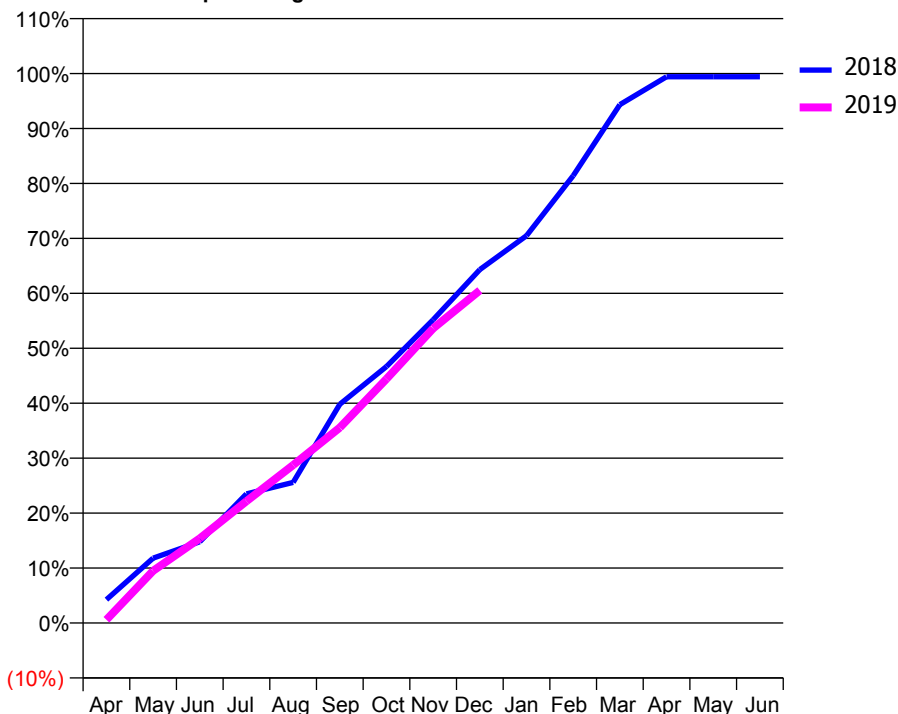
ACCESS*

Patients seen in 24 months	Total	Change since previous quarter
Quarter ending December 2017	1,395	
Quarter ending March 2018	1,436	↑
Quarter ending June 2018	1,429	→
Quarter ending September 2018	1,389	↓
Quarter ending December 2018	1,360	↓
Variance since December 2017	(2.5%)	↓



ACTIVITY

Cumulative percentage of contracted UDA delivered 2018 & 2019



Month	Adjusted Scheduled Activity (UDA)	
	2018	2019
April	171	24
May	474	382
June	594	618
July	944	890
August	1,028	1,155
September	1,600	1,429
October	1,875	1,784
November	2,218	2,154
December	2,584	2,432
January	2,832	
February	3,270	
March	3,791	
April	3,994	
May	3,994	
June	3,994	

QUALITY

	Quantity	Base Number	Contract	LHB	Wales
% of FP17s for the same patient ID Re-attending within 3 months - Children	132	1,203	11.0%	8.7%	10.9%
% of FP17s for the same patient ID Re-attending within 3 months - Adults	91	421	21.6%	15.0%	15.6%
% of FP17s for the same patient ID Re-attending between 3 & 9 months - Children	816	1,203	67.8%	57.5%	59.6%
% of FP17s for the same patient ID Re-attending between 3 & 9 months - Adults	258	421	61.3%	55.9%	55.6%
% of FP17s for Band 1 Urgent Courses	86	1,527	5.6%	9.1%	8.9%
% of FP17s Relating to Free Repair or Replacements	2	1,527	0.1%	0.7%	0.7%
% of FP17s Relating to Continuations	2	1,527	0.1%	0.8%	0.7%
% of Patients satisfied with the dentistry they have received	5	5	N/A	93.2%	93.3%
% of Patients satisfied with the time they had to wait for an appointment	5	5	N/A	86.7%	88.0%

* This is based on patients treated on this contract for their most recent course of treatment. Figures in italics indicate the base number of FP17s or Patient Questionnaire responses are less than 100. N/A is shown where the base number of responses is less than 10 during the period. % is calculated as Quantity/Base number*100

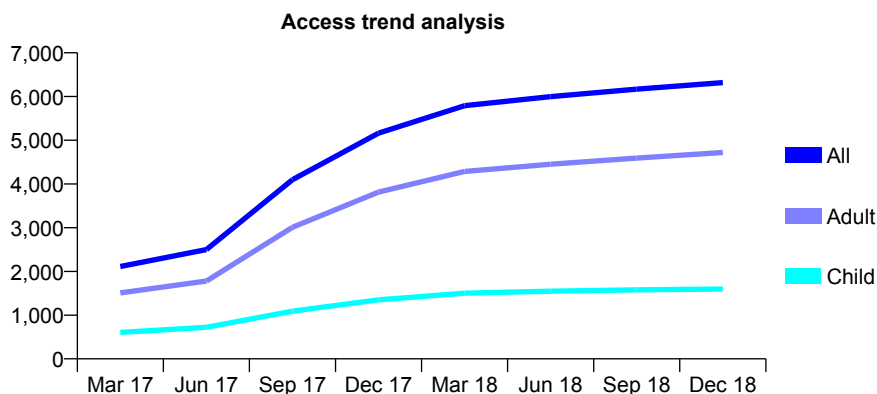
7A4 - Vital Signs At a Glance Contract Report for 264547/0001 - December 2018

Name or company name	MISS A WICKRAMASINGHE
Contract type name	GDS Contract
Purpose of contract	General
Contract start date	01/09/2010
Contract end date	

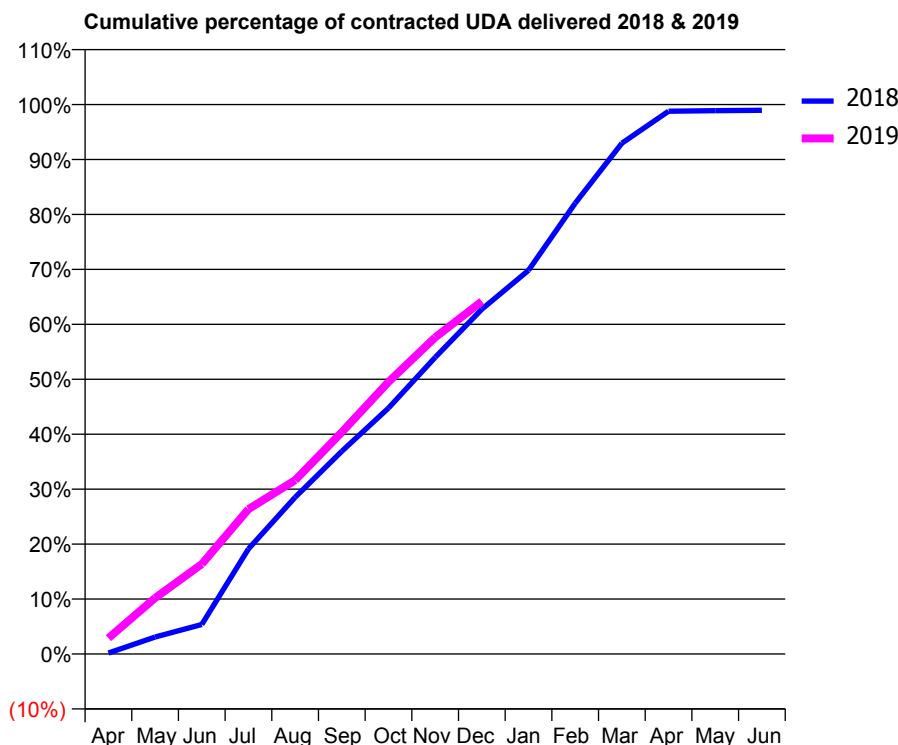
18/19 Contracted general activity (UDA)	23,125
Carry forward general activity (UDA)	218
18/19 Contracted orthodontic activity (UOA)	0
Carry forward orthodontic activity (UOA)	0
Baseline contract value	£562,518.24

ACCESS*

Patients seen in 24 months	Total	Change since previous quarter
Quarter ending December 2017	5,162	
Quarter ending March 2018	5,790	↑
Quarter ending June 2018	5,999	↑
Quarter ending September 2018	6,169	↑
Quarter ending December 2018	6,319	↑
Variance since December 2017	22.4%	↑



ACTIVITY



Month	Adjusted Scheduled Activity (UDA)	
	2018	2019
April	36	669
May	640	2,361
June	1,107	3,784
July	3,947	6,096
August	5,882	7,317
September	7,608	9,334
October	9,231	11,452
November	11,133	13,327
December	12,940	14,838
January	14,400	
February	16,919	
March	19,170	
April	20,374	
May	20,393	
June	20,406	

QUALITY

	Quantity	Base Number	Contract	LHB	Wales
% of FP17s for the same patient ID Re-attending within 3 months - Children	116	1,842	6.3%	8.7%	10.9%
% of FP17s for the same patient ID Re-attending within 3 months - Adults	719	5,714	12.6%	15.0%	15.6%
% of FP17s for the same patient ID Re-attending between 3 & 9 months - Children	1,151	1,842	62.5%	57.5%	59.6%
% of FP17s for the same patient ID Re-attending between 3 & 9 months - Adults	3,616	5,714	63.3%	55.9%	55.6%
% of FP17s for Band 1 Urgent Courses	416	7,132	5.8%	9.1%	8.9%
% of FP17s Relating to Free Repair or Replacements	47	7,132	0.7%	0.7%	0.7%
% of FP17s Relating to Continuations	120	7,132	1.7%	0.8%	0.7%
% of Patients satisfied with the dentistry they have received	15	16	93.8%	93.2%	93.3%
% of Patients satisfied with the time they had to wait for an appointment	15	16	93.8%	86.7%	88.0%

* This is based on patients treated on this contract for their most recent course of treatment. Figures in italics indicate the base number of FP17s or Patient Questionnaire responses are less than 100. N/A is shown where the base number of responses is less than 10 during the period. % is calculated as Quantity/Base number*100

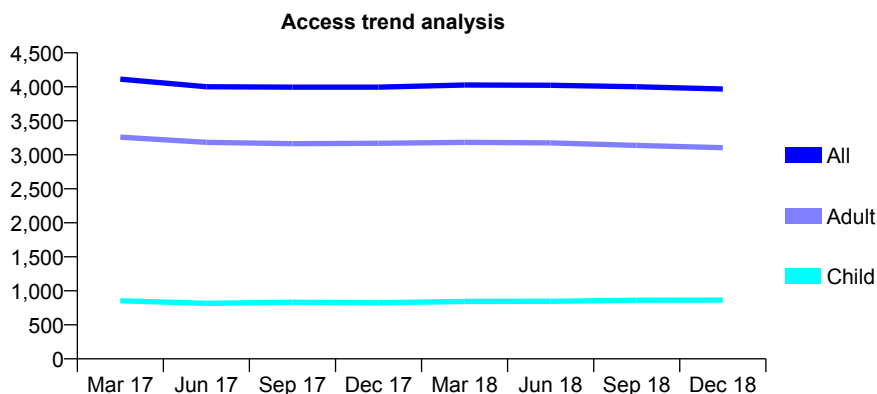
7A4 - Vital Signs At a Glance Contract Report for 567507/0004 - December 2018

Name or company name	MRS P SATCHELL
Contract type name	GDS Contract
Purpose of contract	General
Contract start date	01/12/2014
Contract end date	

18/19 Contracted general activity (UDA)	10,052
Carry forward general activity (UDA)	-163
18/19 Contracted orthodontic activity (UOA)	0
Carry forward orthodontic activity (UOA)	0
Baseline contract value	£209,144.08

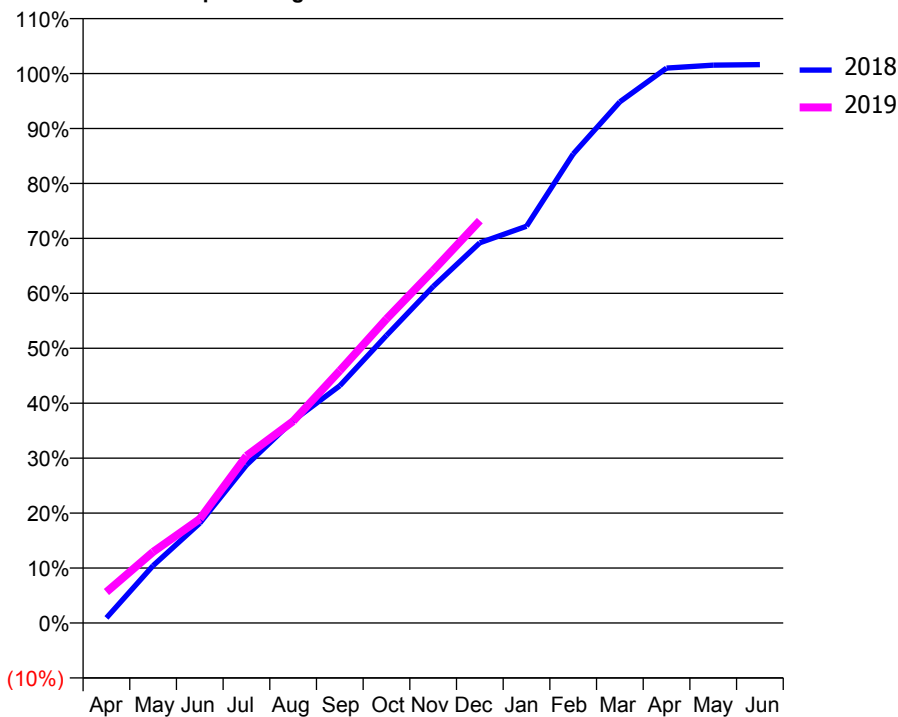
ACCESS*

Patients seen in 24 months	Total	Change since previous quarter
Quarter ending December 2017	3,995	
Quarter ending March 2018	4,027	→
Quarter ending June 2018	4,022	→
Quarter ending September 2018	4,000	→
Quarter ending December 2018	3,967	→
Variance since December 2017	(0.7%)	→



ACTIVITY

Cumulative percentage of contracted UDA delivered 2018 & 2019



Month	Adjusted Scheduled Activity (UDA)	
	2018	2019
April	94	568
May	1,051	1,301
June	1,827	1,905
July	2,889	3,058
August	3,701	3,691
September	4,340	4,617
October	5,260	5,563
November	6,155	6,449
December	6,956	7,360
January	7,258	
February	8,580	
March	9,534	
April	10,152	
May	10,204	
June	10,215	

QUALITY

	Quantity	Base Number	Contract	LHB	Wales
% of FP17s for the same patient ID Re-attending within 3 months - Children	25	894	2.8%	8.7%	10.9%
% of FP17s for the same patient ID Re-attending within 3 months - Adults	184	3,012	6.1%	15.0%	15.6%
% of FP17s for the same patient ID Re-attending between 3 & 9 months - Children	554	894	62.0%	57.5%	59.6%
% of FP17s for the same patient ID Re-attending between 3 & 9 months - Adults	1,901	3,012	63.1%	55.9%	55.6%
% of FP17s for Band 1 Urgent Courses	122	3,595	3.4%	9.1%	8.9%
% of FP17s Relating to Free Repair or Replacements	3	3,595	0.1%	0.7%	0.7%
% of FP17s Relating to Continuations	8	3,595	0.2%	0.8%	0.7%
% of Patients satisfied with the dentistry they have received	9	10	90.0%	93.2%	93.3%
% of Patients satisfied with the time they had to wait for an appointment	9	10	90.0%	86.7%	88.0%

* This is based on patients treated on this contract for their most recent course of treatment. Figures in italics indicate the base number of FP17s or Patient Questionnaire responses are less than 100. N/A is shown where the base number of responses is less than 10 during the period. % is calculated as Quantity/Base number*100

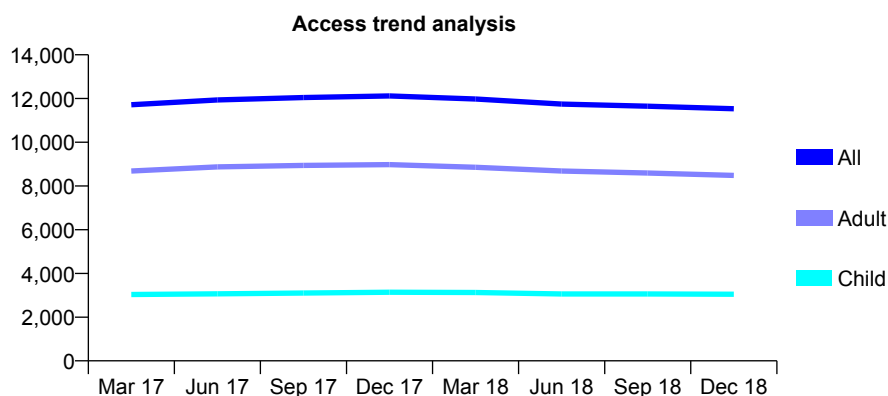
7A4 - Vital Signs At a Glance Contract Report for 578851/0001 - December 2018

Name or company name	MR DR COX
Contract type name	Pilot Contract
Purpose of contract	General
Contract start date	01/04/2006
Contract end date	

18/19 Contracted general activity (UDA)	25,673
Carry forward general activity (UDA)	259
18/19 Contracted orthodontic activity (UOA)	0
Carry forward orthodontic activity (UOA)	0
Baseline contract value	£684,159.40

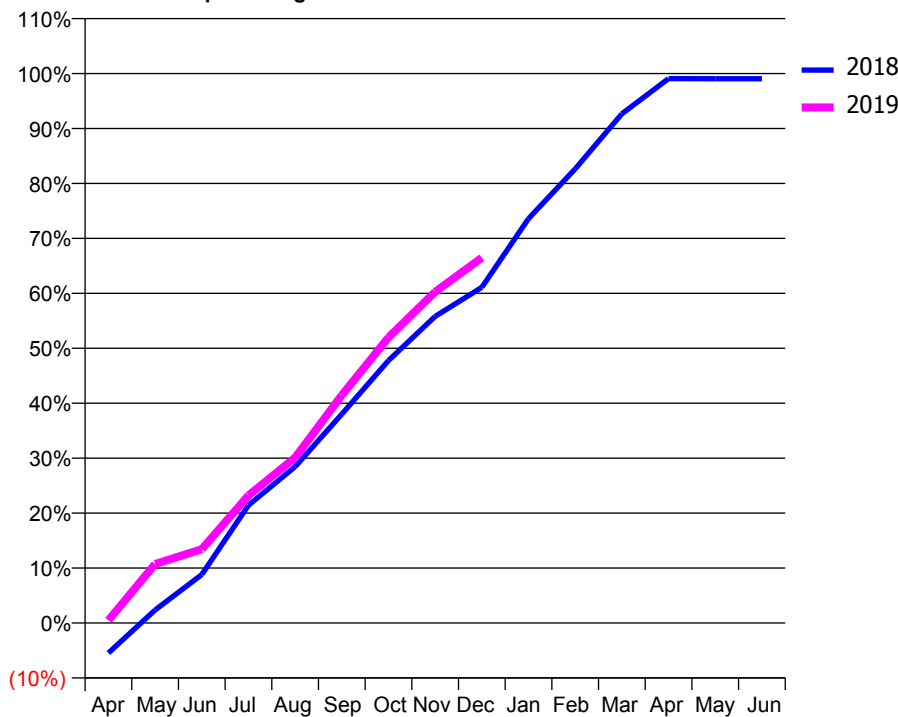
ACCESS*

Patients seen in 24 months	Total	Change since previous quarter
Quarter ending December 2017	12,118	
Quarter ending March 2018	11,979	↓
Quarter ending June 2018	11,747	↓
Quarter ending September 2018	11,647	→
Quarter ending December 2018	11,531	→
Variance since December 2017	(4.8%)	↓



ACTIVITY

Cumulative percentage of contracted UDA delivered 2018 & 2019



Adjusted Scheduled Activity (UDA)

Month	2018	2019
April	-1,478	126
May	641	2,758
June	2,382	3,451
July	5,796	5,960
August	7,689	7,726
September	10,273	10,641
October	12,909	13,344
November	15,081	15,472
December	16,509	17,067
January	19,888	
February	22,334	
March	25,039	
April	26,770	
May	26,763	
June	26,765	

QUALITY

	Quantity	Base Number	Contract	LHB	Wales
% of FP17s for the same patient ID Re-attending within 3 months - Children	207	3,024	6.8%	8.7%	10.9%
% of FP17s for the same patient ID Re-attending within 3 months - Adults	1,073	7,855	13.7%	15.0%	15.6%
% of FP17s for the same patient ID Re-attending between 3 & 9 months - Children	1,685	3,024	55.7%	57.5%	59.6%
% of FP17s for the same patient ID Re-attending between 3 & 9 months - Adults	4,171	7,855	53.1%	55.9%	55.6%
% of FP17s for Band 1 Urgent Courses	1,041	10,050	10.4%	9.1%	8.9%
% of FP17s Relating to Free Repair or Replacements	65	10,050	0.6%	0.7%	0.7%
% of FP17s Relating to Continuations	23	10,050	0.2%	0.8%	0.7%
% of Patients satisfied with the dentistry they have received	10	11	90.9%	93.2%	93.3%
% of Patients satisfied with the time they had to wait for an appointment	10	11	90.9%	86.7%	88.0%

* This is based on patients treated on this contract for their most recent course of treatment. Figures in italics indicate the base number of FP17s or Patient Questionnaire responses are less than 100. N/A is shown where the base number of responses is less than 10 during the period. % is calculated as Quantity/Base number*100

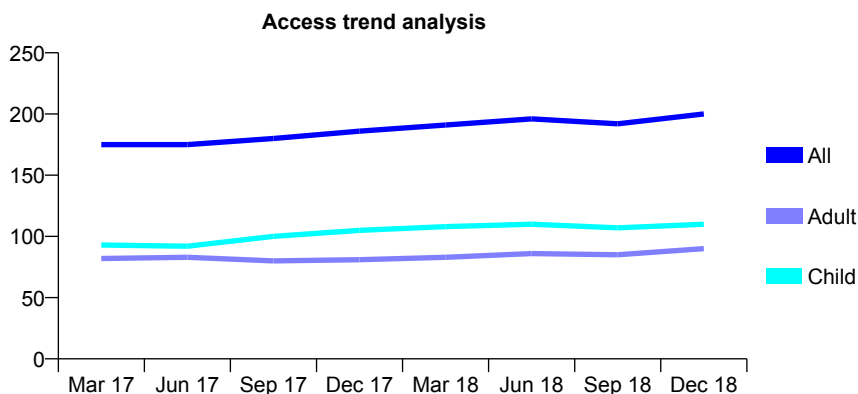
7A4 - Vital Signs At a Glance Contract Report for 631590/0001 - December 2018

Name or company name	MISS JM HENDLY
Contract type name	GDS Contract
Purpose of contract	General
Contract start date	01/04/2006
Contract end date	

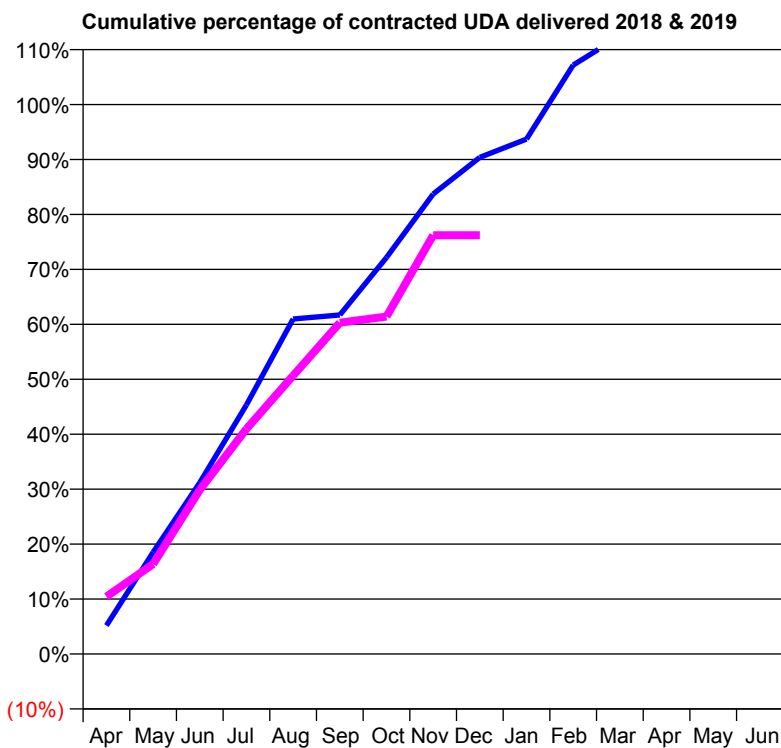
18/19 Contracted general activity (UDA)	270
Carry forward general activity (UDA)	-14
18/19 Contracted orthodontic activity (UOA)	0
Carry forward orthodontic activity (UOA)	0
Baseline contract value	£8,470.08

ACCESS*

Patients seen in 24 months	Total	Change since previous quarter
Quarter ending December 2017	186	
Quarter ending March 2018	191	↑
Quarter ending June 2018	196	↑
Quarter ending September 2018	192	↓
Quarter ending December 2018	200	↑
Variance since December 2017	7.5%	↑



ACTIVITY



Adjusted Scheduled Activity (UDA)		
Month	2018	2019
April	14	28
May	50	44
June	84	81
July	122	111
August	165	137
September	167	163
October	195	166
November	226	206
December	244	206
January	253	
February	289	
March	304	
April	304	
May	305	
June	305	

QUALITY

	Quantity	Base Number	Contract	LHB	Wales
% of FP17s for the same patient ID Re-attending within 3 months - Children	3	97	3.1%	8.7%	10.9%
% of FP17s for the same patient ID Re-attending within 3 months - Adults	2	59	3.4%	15.0%	15.6%
% of FP17s for the same patient ID Re-attending between 3 & 9 months - Children	33	97	34.0%	57.5%	59.6%
% of FP17s for the same patient ID Re-attending between 3 & 9 months - Adults	18	59	30.5%	55.9%	55.6%
% of FP17s for Band 1 Urgent Courses	4	153	2.6%	9.1%	8.9%
% of FP17s Relating to Free Repair or Replacements	0	153	0.0%	0.7%	0.7%
% of FP17s Relating to Continuations	0	153	0.0%	0.8%	0.7%
% of Patients satisfied with the dentistry they have received	1	1	N/A	93.2%	93.3%
% of Patients satisfied with the time they had to wait for an appointment	1	1	N/A	86.7%	88.0%

* This is based on patients treated on this contract for their most recent course of treatment. Figures in italics indicate the base number of FP17s or Patient Questionnaire responses are less than 100. N/A is shown where the base number of responses is less than 10 during the period. % is calculated as Quantity/Base number*100

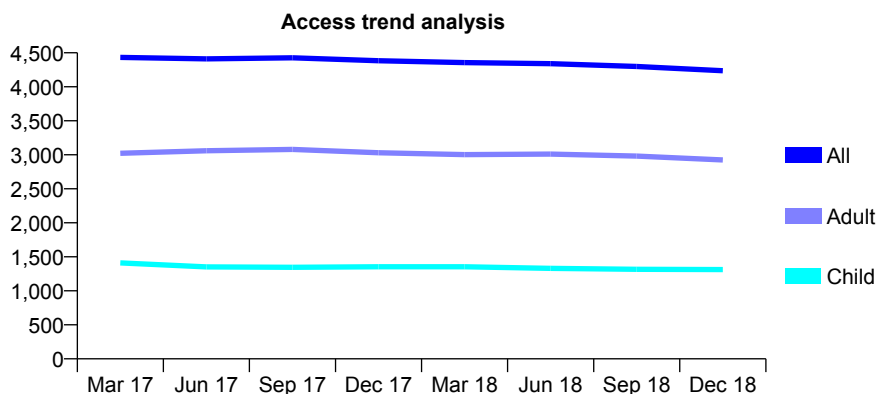
7A4 - Vital Signs At a Glance Contract Report for 673366/0001 - December 2018

Name or company name	MR MA CLARK
Contract type name	GDS Contract
Purpose of contract	General
Contract start date	01/04/2006
Contract end date	

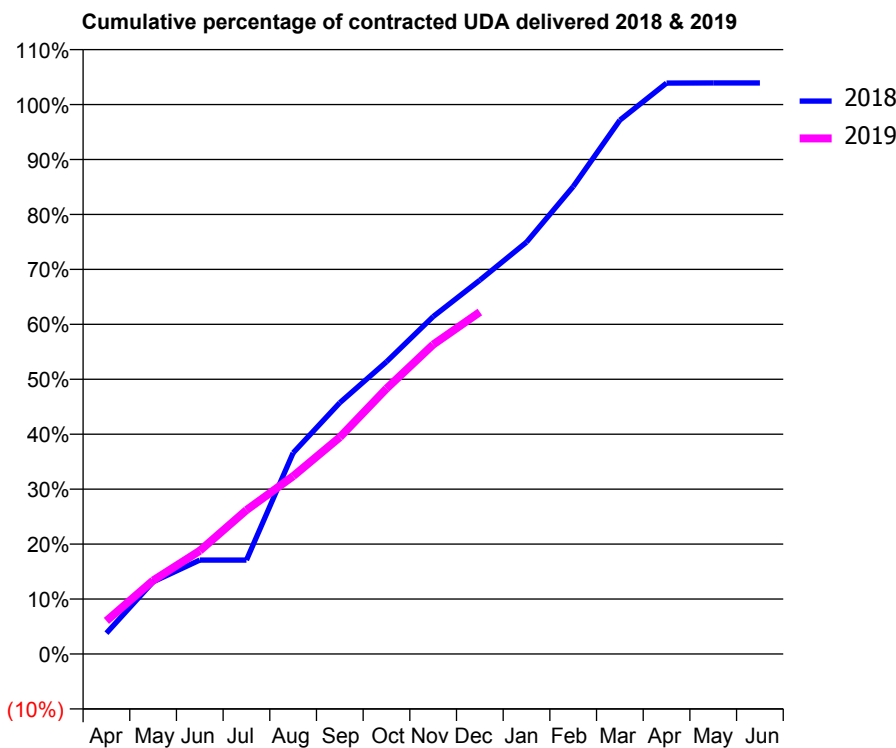
18/19 Contracted general activity (UDA)	10,817
Carry forward general activity (UDA)	-35
18/19 Contracted orthodontic activity (UOA)	0
Carry forward orthodontic activity (UOA)	0
Baseline contract value	£279,068.69

ACCESS*

Patients seen in 24 months	Total	Change since previous quarter
Quarter ending December 2017	4,383	
Quarter ending March 2018	4,356	→
Quarter ending June 2018	4,340	→
Quarter ending September 2018	4,299	→
Quarter ending December 2018	4,237	↓
Variance since December 2017	(3.3%)	↓



ACTIVITY



Month	Adjusted Scheduled Activity (UDA)	
	2018	2019
April	410	651
May	1,421	1,448
June	1,849	2,032
July	1,849	2,833
August	3,961	3,501
September	4,947	4,267
October	5,754	5,225
November	6,642	6,092
December	7,360	6,730
January	8,108	
February	9,201	
March	10,509	
April	11,240	
May	11,241	
June	11,242	

QUALITY

	Quantity	Base Number	Contract	LHB	Wales
% of FP17s for the same patient ID Re-attending within 3 months - Children	113	1,550	7.3%	8.7%	10.9%
% of FP17s for the same patient ID Re-attending within 3 months - Adults	302	3,084	9.8%	15.0%	15.6%
% of FP17s for the same patient ID Re-attending between 3 & 9 months - Children	1,044	1,550	67.4%	57.5%	59.6%
% of FP17s for the same patient ID Re-attending between 3 & 9 months - Adults	2,006	3,084	65.0%	55.9%	55.6%
% of FP17s for Band 1 Urgent Courses	177	4,347	4.1%	9.1%	8.9%
% of FP17s Relating to Free Repair or Replacements	16	4,347	0.4%	0.7%	0.7%
% of FP17s Relating to Continuations	2	4,347	0.0%	0.8%	0.7%
% of Patients satisfied with the dentistry they have received	7	7	N/A	93.2%	93.3%
% of Patients satisfied with the time they had to wait for an appointment	6	7	N/A	86.7%	88.0%

* This is based on patients treated on this contract for their most recent course of treatment. Figures in italics indicate the base number of FP17s or Patient Questionnaire responses are less than 100. N/A is shown where the base number of responses is less than 10 during the period. % is calculated as Quantity/Base number*100

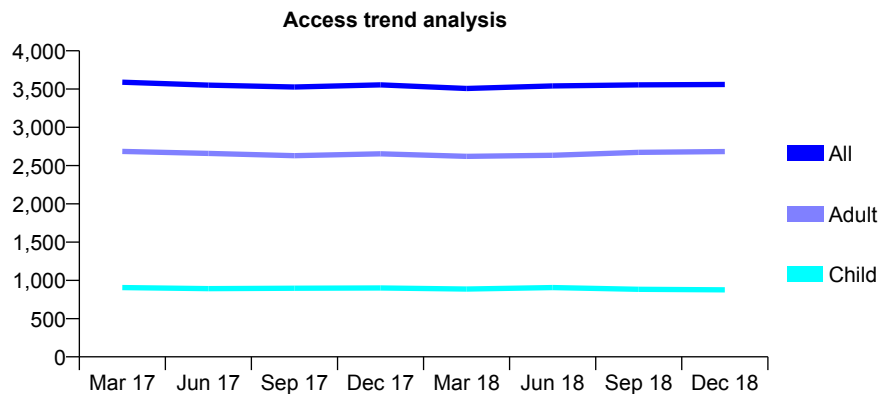
7A4 - Vital Signs At a Glance Contract Report for 675296/0001 - December 2018

Name or company name	MR A AKBAS
Contract type name	GDS Contract
Purpose of contract	General
Contract start date	01/04/2006
Contract end date	

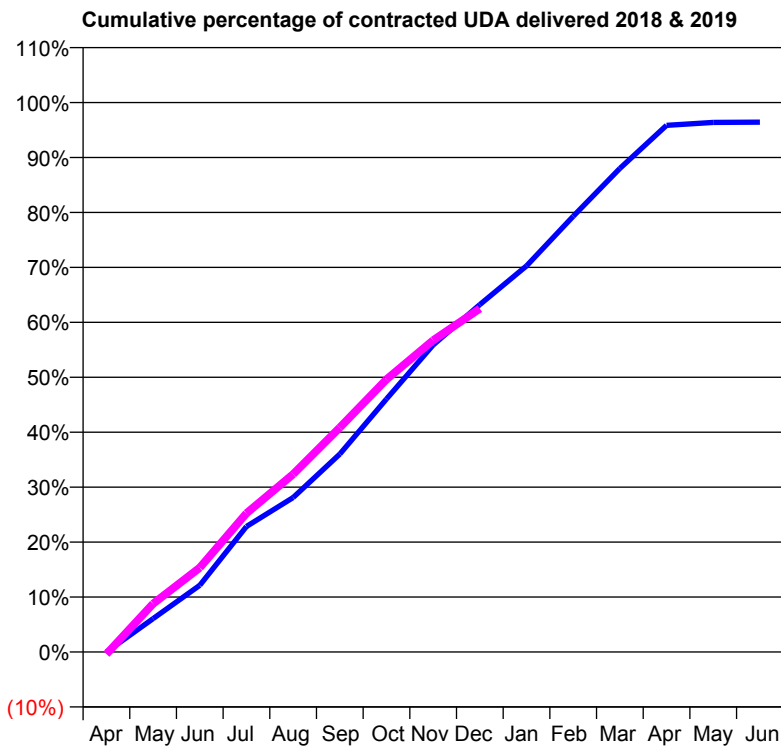
18/19 Contracted general activity (UDA)	14,000
Carry forward general activity (UDA)	501
18/19 Contracted orthodontic activity (UOA)	0
Carry forward orthodontic activity (UOA)	0
Baseline contract value	£366,655.33

ACCESS*

Patients seen in 24 months	Total	Change since previous quarter
Quarter ending December 2017	3,555	
Quarter ending March 2018	3,507	↓
Quarter ending June 2018	3,540	→
Quarter ending September 2018	3,555	→
Quarter ending December 2018	3,560	→
Variance since December 2017	0.1%	→



ACTIVITY



Month	Adjusted Scheduled Activity (UDA)	
	2018	2019
April	0	-55
May	852	1,230
June	1,701	2,148
July	3,199	3,536
August	3,935	4,532
September	5,043	5,720
October	6,445	6,946
November	7,821	7,942
December	8,852	8,750
January	9,836	
February	11,101	
March	12,322	
April	13,417	
May	13,494	
June	13,499	

QUALITY

	Quantity	Base Number	Contract	LHB	Wales
% of FP17s for the same patient ID Re-attending within 3 months - Children	75	937	8.0%	8.7%	10.9%
% of FP17s for the same patient ID Re-attending within 3 months - Adults	599	3,031	19.8%	15.0%	15.6%
% of FP17s for the same patient ID Re-attending between 3 & 9 months - Children	506	937	54.0%	57.5%	59.6%
% of FP17s for the same patient ID Re-attending between 3 & 9 months - Adults	1,552	3,031	51.2%	55.9%	55.6%
% of FP17s for Band 1 Urgent Courses	238	3,552	6.7%	9.1%	8.9%
% of FP17s Relating to Free Repair or Replacements	31	3,552	0.9%	0.7%	0.7%
% of FP17s Relating to Continuations	21	3,552	0.6%	0.8%	0.7%
% of Patients satisfied with the dentistry they have received	11	11	100.0%	93.2%	93.3%
% of Patients satisfied with the time they had to wait for an appointment	11	11	100.0%	86.7%	88.0%

* This is based on patients treated on this contract for their most recent course of treatment. Figures in italics indicate the base number of FP17s or Patient Questionnaire responses are less than 100. N/A is shown where the base number of responses is less than 10 during the period. % is calculated as Quantity/Base number*100

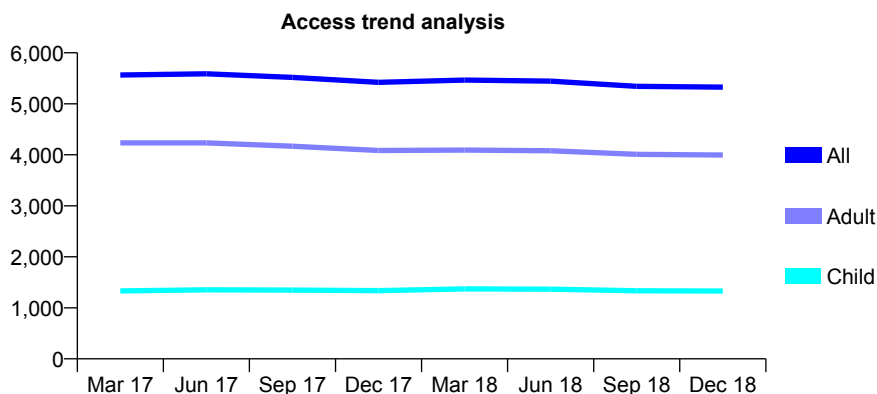
7A4 - Vital Signs At a Glance Contract Report for 773816/0002 - December 2018

Name or company name	MISS AM ROCKEY
Contract type name	GDS Contract
Purpose of contract	General
Contract start date	28/11/2011
Contract end date	

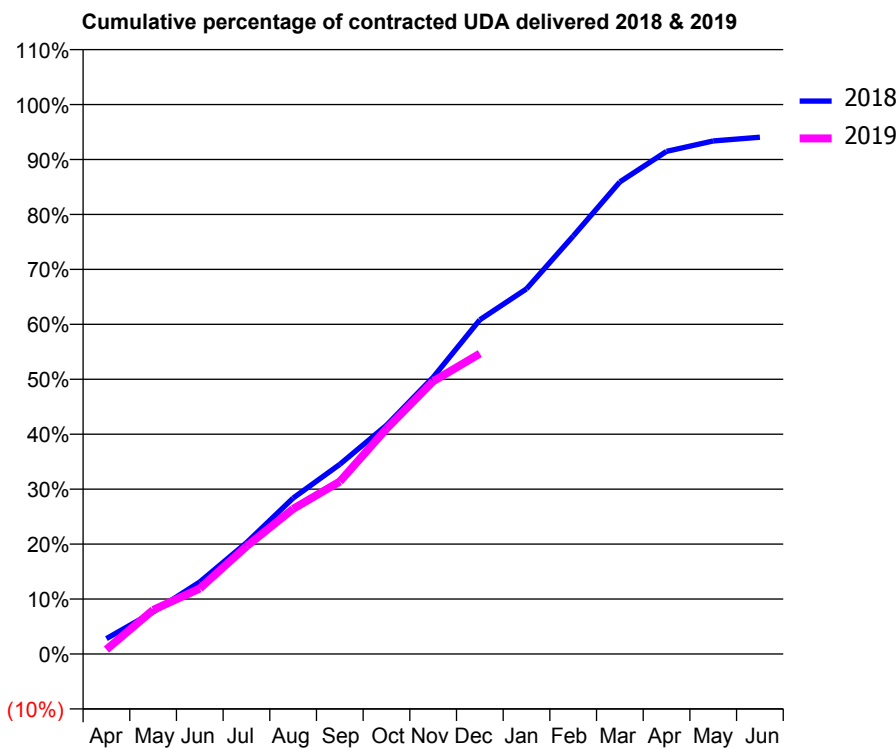
18/19 Contracted general activity (UDA)	15,074
Carry forward general activity (UDA)	0
18/19 Contracted orthodontic activity (UOA)	0
Carry forward orthodontic activity (UOA)	0
Baseline contract value	£379,801.29

ACCESS*

Patients seen in 24 months	Total	Change since previous quarter
Quarter ending December 2017	5,421	
Quarter ending March 2018	5,466	→
Quarter ending June 2018	5,445	→
Quarter ending September 2018	5,343	↓
Quarter ending December 2018	5,327	→
Variance since December 2017	(1.7%)	↓



ACTIVITY



Month	Adjusted Scheduled Activity (UDA)	
	2018	2019
April	421	121
May	1,154	1,208
June	1,978	1,800
July	3,053	2,953
August	4,278	3,982
September	5,204	4,732
October	6,277	6,180
November	7,593	7,482
December	9,168	8,238
January	10,018	
February	11,465	
March	12,951	
April	13,788	
May	14,075	
June	14,178	

QUALITY

	Quantity	Base Number	Contract	LHB	Wales
% of FP17s for the same patient ID Re-attending within 3 months - Children	75	1,015	7.4%	8.7%	10.9%
% of FP17s for the same patient ID Re-attending within 3 months - Adults	599	3,328	18.0%	15.0%	15.6%
% of FP17s for the same patient ID Re-attending between 3 & 9 months - Children	352	1,015	34.7%	57.5%	59.6%
% of FP17s for the same patient ID Re-attending between 3 & 9 months - Adults	1,202	3,328	36.1%	55.9%	55.6%
% of FP17s for Band 1 Urgent Courses	714	3,852	18.5%	9.1%	8.9%
% of FP17s Relating to Free Repair or Replacements	39	3,852	1.0%	0.7%	0.7%
% of FP17s Relating to Continuations	35	3,852	0.9%	0.8%	0.7%
% of Patients satisfied with the dentistry they have received	14	15	93.3%	93.2%	93.3%
% of Patients satisfied with the time they had to wait for an appointment	13	15	86.7%	86.7%	88.0%

* This is based on patients treated on this contract for their most recent course of treatment. Figures in italics indicate the base number of FP17s or Patient Questionnaire responses are less than 100. N/A is shown where the base number of responses is less than 10 during the period. % is calculated as Quantity/Base number*100

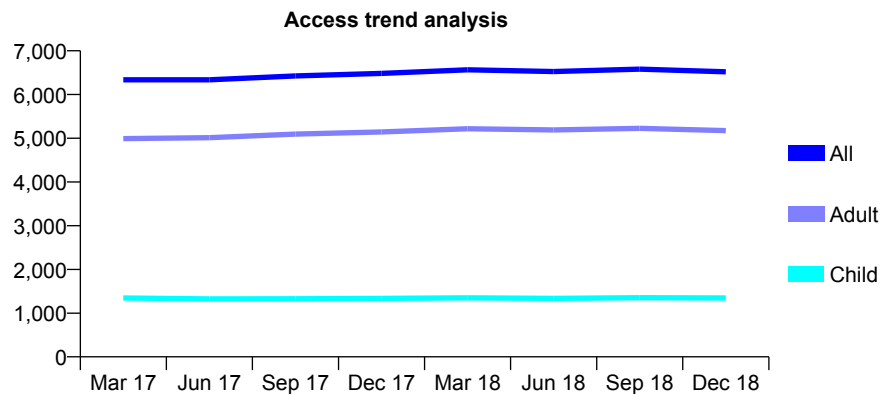
7A4 - Vital Signs At a Glance Contract Report for 781266/0001 - December 2018

Name or company name	MR AR JAMES
Contract type name	GDS Contract
Purpose of contract	General
Contract start date	01/09/2013
Contract end date	

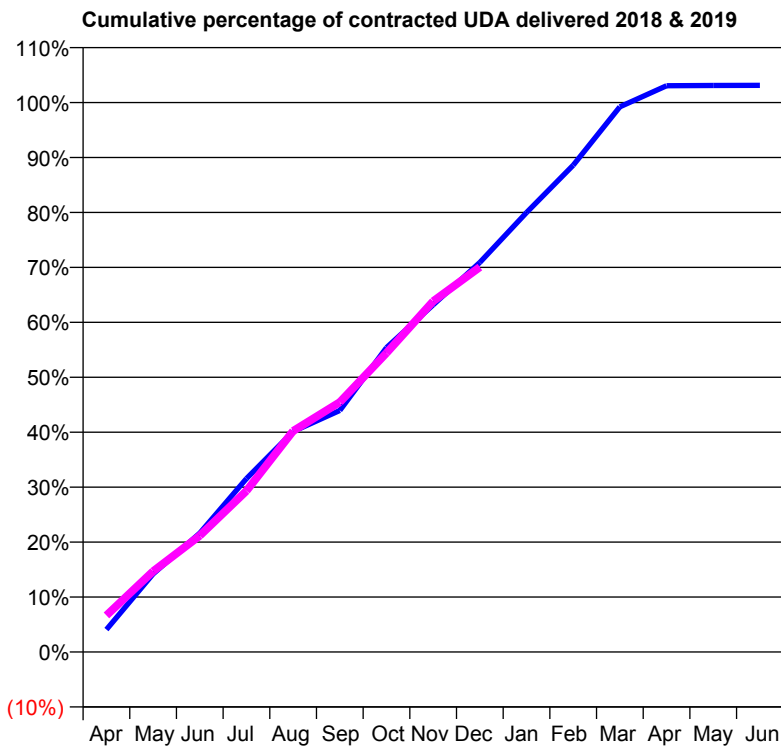
18/19 Contracted general activity (UDA)	21,563
Carry forward general activity (UDA)	-674
18/19 Contracted orthodontic activity (UOA)	0
Carry forward orthodontic activity (UOA)	0
Baseline contract value	£617,080.70

ACCESS*

Patients seen in 24 months	Total	Change since previous quarter
Quarter ending December 2017	6,482	
Quarter ending March 2018	6,565	→
Quarter ending June 2018	6,527	→
Quarter ending September 2018	6,580	→
Quarter ending December 2018	6,520	→
Variance since December 2017	0.6%	→



ACTIVITY



Month	Adjusted Scheduled Activity (UDA)	
	2018	2019
April	881	1,435
May	3,066	3,168
June	4,666	4,568
July	6,804	6,324
August	8,653	8,672
September	9,480	9,803
October	11,942	11,735
November	13,624	13,766
December	15,289	15,106
January	17,243	
February	19,104	
March	21,394	
April	22,222	
May	22,233	
June	22,237	

QUALITY

	Quantity	Base Number	Contract	LHB	Wales
% of FP17s for the same patient ID Re-attending within 3 months - Children	76	1,357	5.6%	8.7%	10.9%
% of FP17s for the same patient ID Re-attending within 3 months - Adults	784	5,622	13.9%	15.0%	15.6%
% of FP17s for the same patient ID Re-attending between 3 & 9 months - Children	740	1,357	54.5%	57.5%	59.6%
% of FP17s for the same patient ID Re-attending between 3 & 9 months - Adults	3,347	5,622	59.5%	55.9%	55.6%
% of FP17s for Band 1 Urgent Courses	418	6,602	6.3%	9.1%	8.9%
% of FP17s Relating to Free Repair or Replacements	56	6,602	0.8%	0.7%	0.7%
% of FP17s Relating to Continuations	95	6,602	1.4%	0.8%	0.7%
% of Patients satisfied with the dentistry they have received	7	7	N/A	93.2%	93.3%
% of Patients satisfied with the time they had to wait for an appointment	6	7	N/A	86.7%	88.0%

* This is based on patients treated on this contract for their most recent course of treatment. Figures in italics indicate the base number of FP17s or Patient Questionnaire responses are less than 100. N/A is shown where the base number of responses is less than 10 during the period. % is calculated as Quantity/Base number*100

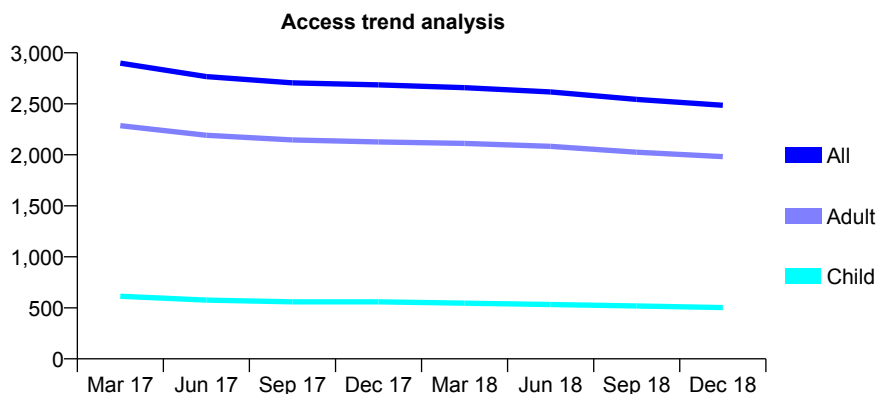
7A4 - Vital Signs At a Glance Contract Report for 808423/0001 - December 2018

Name or company name	MR HW EVANS
Contract type name	GDS Contract
Purpose of contract	General
Contract start date	01/04/2006
Contract end date	

18/19 Contracted general activity (UDA)	10,044
Carry forward general activity (UDA)	0
18/19 Contracted orthodontic activity (UOA)	0
Carry forward orthodontic activity (UOA)	0
Baseline contract value	£293,805.65

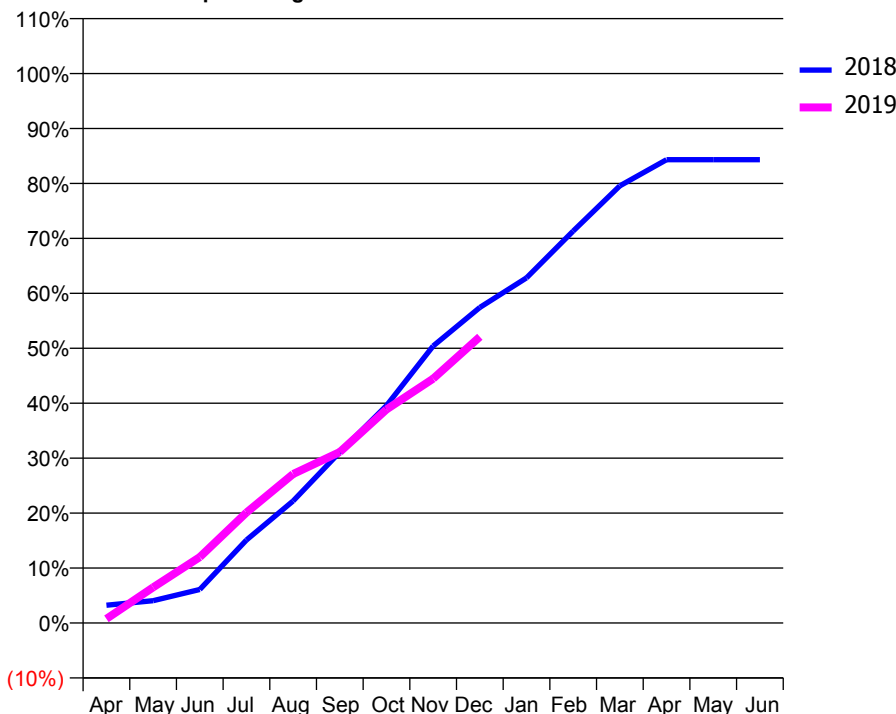
ACCESS*

Patients seen in 24 months	Total	Change since previous quarter
Quarter ending December 2017	2,685	
Quarter ending March 2018	2,658	↓
Quarter ending June 2018	2,616	↓
Quarter ending September 2018	2,543	↓
Quarter ending December 2018	2,485	↓
Variance since December 2017	(7.4%)	↓



ACTIVITY

Cumulative percentage of contracted UDA delivered 2018 & 2019



Adjusted Scheduled Activity (UDA)

Month	2018	2019
April	325	77
May	409	652
June	614	1,205
July	1,518	2,018
August	2,231	2,725
September	3,123	3,126
October	3,974	3,904
November	5,065	4,467
December	5,768	5,233
January	6,310	
February	7,164	
March	7,991	
April	8,468	
May	8,468	
June	8,468	

QUALITY

	Quantity	Base Number	Contract	LHB	Wales
% of FP17s for the same patient ID Re-attending within 3 months - Children	17	428	4.0%	8.7%	10.9%
% of FP17s for the same patient ID Re-attending within 3 months - Adults	265	2,011	13.2%	15.0%	15.6%
% of FP17s for the same patient ID Re-attending between 3 & 9 months - Children	169	428	39.5%	57.5%	59.6%
% of FP17s for the same patient ID Re-attending between 3 & 9 months - Adults	1,114	2,011	55.4%	55.9%	55.6%
% of FP17s for Band 1 Urgent Courses	184	2,298	8.0%	9.1%	8.9%
% of FP17s Relating to Free Repair or Replacements	11	2,298	0.5%	0.7%	0.7%
% of FP17s Relating to Continuations	20	2,298	0.9%	0.8%	0.7%
% of Patients satisfied with the dentistry they have received	5	5	N/A	93.2%	93.3%
% of Patients satisfied with the time they had to wait for an appointment	4	5	N/A	86.7%	88.0%

* This is based on patients treated on this contract for their most recent course of treatment. Figures in italics indicate the base number of FP17s or Patient Questionnaire responses are less than 100. N/A is shown where the base number of responses is less than 10 during the period. % is calculated as Quantity/Base number*100

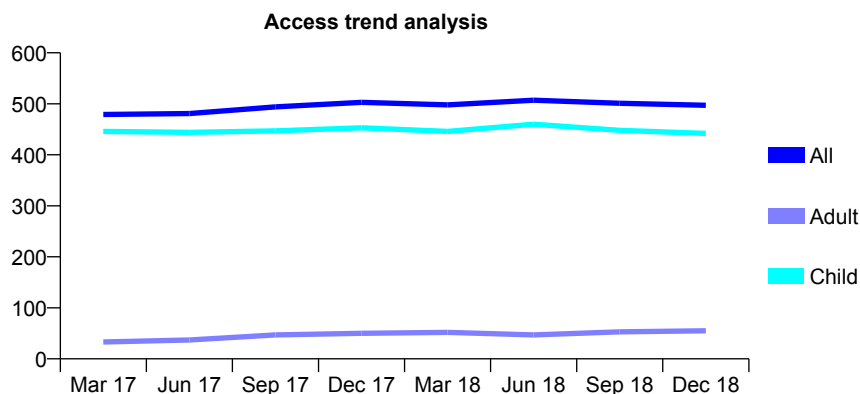
7A4 - Vital Signs At a Glance Contract Report for 820741/0002 - December 2018

Name or company name	MRS N TAAFFE
Contract type name	GDS Contract
Purpose of contract	General
Contract start date	22/11/2015
Contract end date	

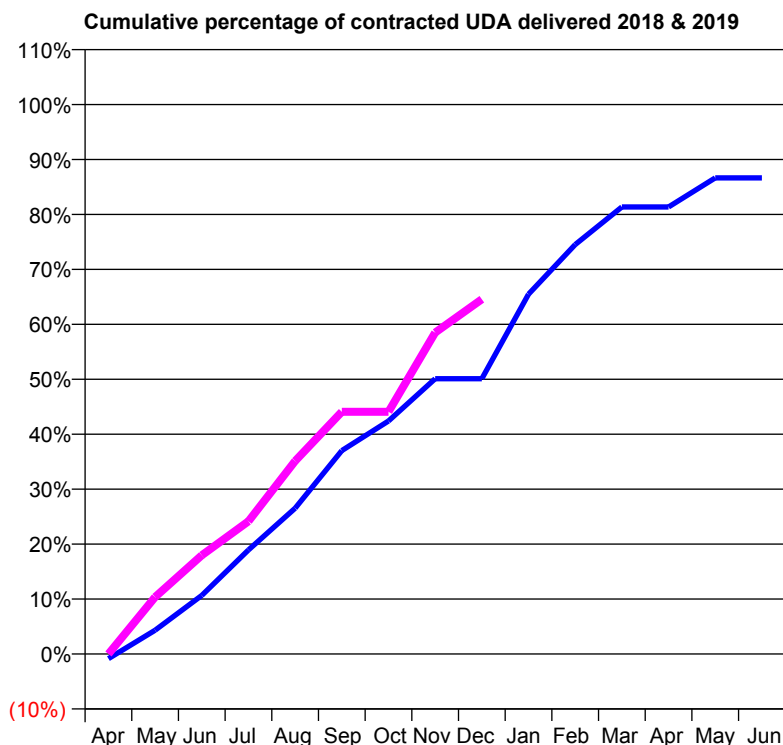
18/19 Contracted general activity (UDA)	1,040
Carry forward general activity (UDA)	0
18/19 Contracted orthodontic activity (UOA)	0
Carry forward orthodontic activity (UOA)	0
Baseline contract value	£27,364.74

ACCESS*

Patients seen in 24 months	Total	Change since previous quarter
Quarter ending December 2017	503	
Quarter ending March 2018	498	→
Quarter ending June 2018	507	→
Quarter ending September 2018	501	↓
Quarter ending December 2018	497	→
Variance since December 2017	(1.2%)	↓



ACTIVITY



Month	Adjusted Scheduled Activity (UDA)	
	2018	2019
April	-9	0
May	45	108
June	111	187
July	197	251
August	276	365
September	385	458
October	441	458
November	521	608
December	521	671
January	681	
February	775	
March	846	
April	846	
May	901	
June	901	

QUALITY

	Quantity	Base Number	Contract	LHB	Wales
% of FP17s for the same patient ID Re-attending within 3 months - Children	27	532	5.1%	8.7%	10.9%
% of FP17s for the same patient ID Re-attending within 3 months - Adults	0	7	0.0%	15.0%	15.6%
% of FP17s for the same patient ID Re-attending between 3 & 9 months - Children	368	532	69.2%	57.5%	59.6%
% of FP17s for the same patient ID Re-attending between 3 & 9 months - Adults	2	7	28.6%	55.9%	55.6%
% of FP17s for Band 1 Urgent Courses	2	497	0.4%	9.1%	8.9%
% of FP17s Relating to Free Repair or Replacements	0	497	0.0%	0.7%	0.7%
% of FP17s Relating to Continuations	0	497	0.0%	0.8%	0.7%
% of Patients satisfied with the dentistry they have received	3	3	N/A	93.2%	93.3%
% of Patients satisfied with the time they had to wait for an appointment	3	3	N/A	86.7%	88.0%

* This is based on patients treated on this contract for their most recent course of treatment. Figures in italics indicate the base number of FP17s or Patient Questionnaire responses are less than 100. N/A is shown where the base number of responses is less than 10 during the period. % is calculated as Quantity/Base number*100

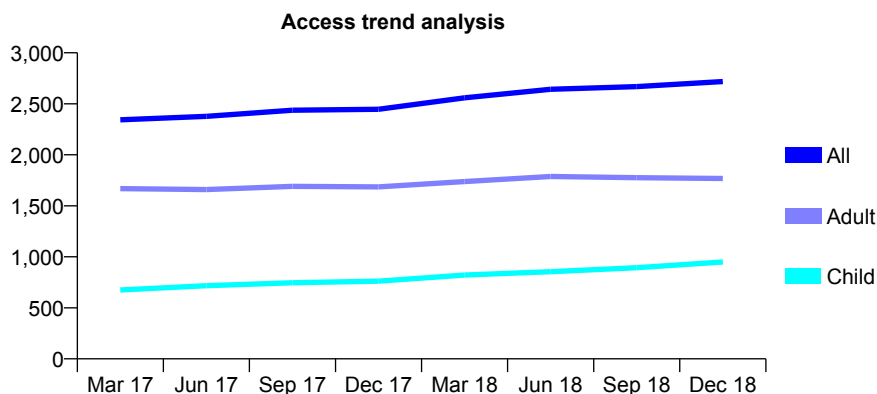
7A4 - Vital Signs At a Glance Contract Report for 838977/0004 - December 2018

Name or company name	MR HJ SAMUEL
Contract type name	GDS Contract
Purpose of contract	General
Contract start date	08/06/2015
Contract end date	

18/19 Contracted general activity (UDA)	8,000
Carry forward general activity (UDA)	-84
18/19 Contracted orthodontic activity (UOA)	0
Carry forward orthodontic activity (UOA)	0
Baseline contract value	£263,120.31

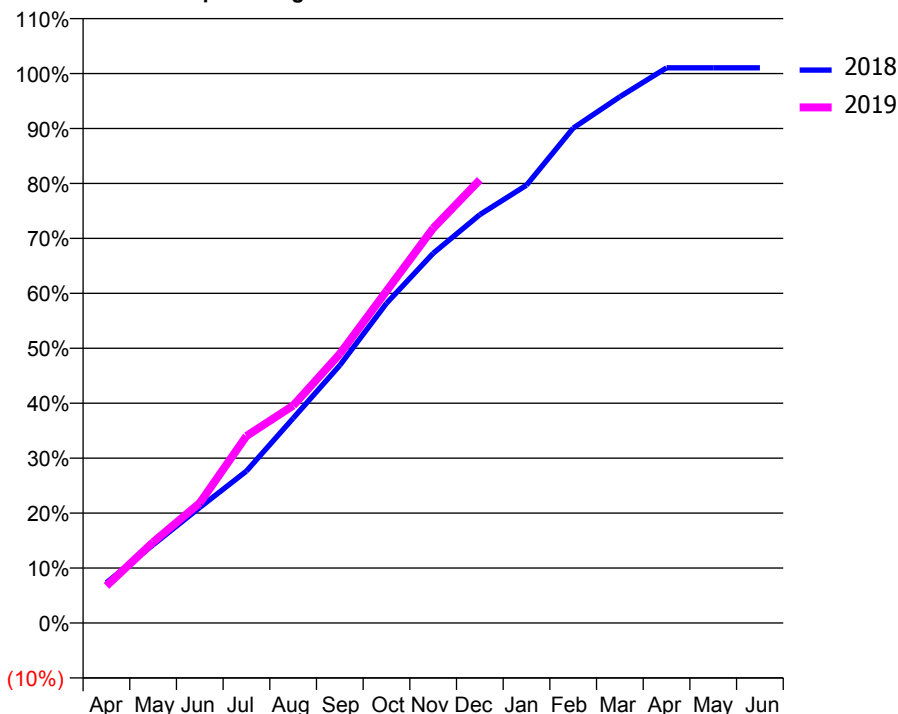
ACCESS*

Patients seen in 24 months	Total	Change since previous quarter
Quarter ending December 2017	2,446	
Quarter ending March 2018	2,559	↑
Quarter ending June 2018	2,642	↑
Quarter ending September 2018	2,669	→
Quarter ending December 2018	2,718	→
Variance since December 2017	11.1%	↑



ACTIVITY

Cumulative percentage of contracted UDA delivered 2018 & 2019



Month	Adjusted Scheduled Activity (UDA)	
	2018	2019
April	587	541
May	1,139	1,178
June	1,683	1,749
July	2,212	2,723
August	2,980	3,166
September	3,752	3,919
October	4,655	4,834
November	5,383	5,747
December	5,945	6,452
January	6,374	
February	7,206	
March	7,661	
April	8,084	
May	8,084	
June	8,084	

QUALITY

	Quantity	Base Number	Contract	LHB	Wales
% of FP17s for the same patient ID Re-attending within 3 months - Children	96	1,157	8.3%	8.7%	10.9%
% of FP17s for the same patient ID Re-attending within 3 months - Adults	340	2,095	16.2%	15.0%	15.6%
% of FP17s for the same patient ID Re-attending between 3 & 9 months - Children	683	1,157	59.0%	57.5%	59.6%
% of FP17s for the same patient ID Re-attending between 3 & 9 months - Adults	1,172	2,095	55.9%	55.9%	55.6%
% of FP17s for Band 1 Urgent Courses	273	3,032	9.0%	9.1%	8.9%
% of FP17s Relating to Free Repair or Replacements	15	3,032	0.5%	0.7%	0.7%
% of FP17s Relating to Continuations	24	3,032	0.8%	0.8%	0.7%
% of Patients satisfied with the dentistry they have received	5	5	N/A	93.2%	93.3%
% of Patients satisfied with the time they had to wait for an appointment	5	5	N/A	86.7%	88.0%

* This is based on patients treated on this contract for their most recent course of treatment. Figures in italics indicate the base number of FP17s or Patient Questionnaire responses are less than 100. N/A is shown where the base number of responses is less than 10 during the period. % is calculated as Quantity/Base number*100

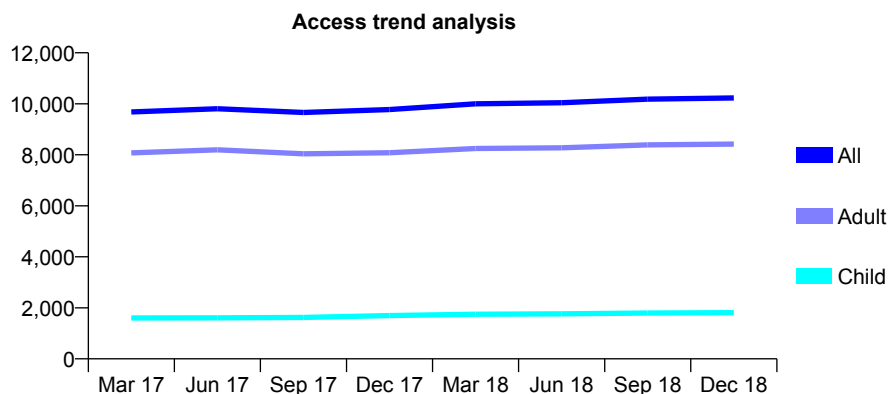
7A4 - Vital Signs At a Glance Contract Report for 838977/0005 - December 2018

Name or company name	MR HJ SAMUEL
Contract type name	GDS Contract
Purpose of contract	General
Contract start date	08/06/2015
Contract end date	

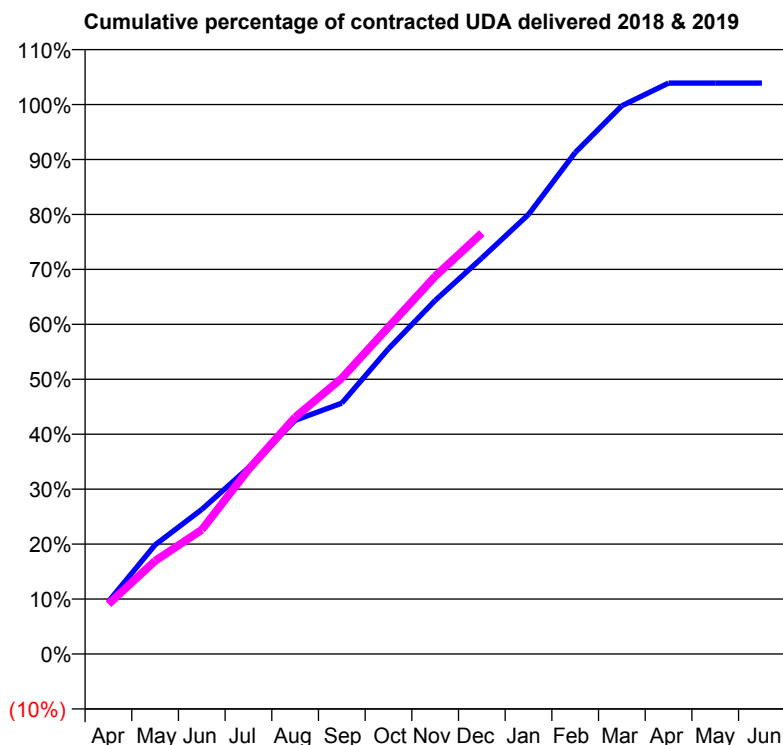
18/19 Contracted general activity (UDA)	30,780
Carry forward general activity (UDA)	-1,174
18/19 Contracted orthodontic activity (UOA)	0
Carry forward orthodontic activity (UOA)	0
Baseline contract value	£730,090.11

ACCESS*

Patients seen in 24 months	Total	Change since previous quarter
Quarter ending December 2017	9,777	
Quarter ending March 2018	9,998	↑
Quarter ending June 2018	10,041	→
Quarter ending September 2018	10,185	→
Quarter ending December 2018	10,230	→
Variance since December 2017	4.6%	↑



ACTIVITY



Month	Adjusted Scheduled Activity (UDA)	
	2018	2019
April	2,867	2,794
May	5,964	5,216
June	7,899	6,957
July	10,177	10,332
August	12,765	13,260
September	13,709	15,451
October	16,684	18,308
November	19,316	21,155
December	21,636	23,577
January	24,018	
February	27,394	
March	29,957	
April	31,193	
May	31,194	
June	31,196	

QUALITY

	Quantity	Base Number	Contract	LHB	Wales
% of FP17s for the same patient ID Re-attending within 3 months - Children	96	1,929	5.0%	8.7%	10.9%
% of FP17s for the same patient ID Re-attending within 3 months - Adults	968	9,108	10.6%	15.0%	15.6%
% of FP17s for the same patient ID Re-attending between 3 & 9 months - Children	1,180	1,929	61.2%	57.5%	59.6%
% of FP17s for the same patient ID Re-attending between 3 & 9 months - Adults	5,345	9,108	58.7%	55.9%	55.6%
% of FP17s for Band 1 Urgent Courses	716	10,527	6.8%	9.1%	8.9%
% of FP17s Relating to Free Repair or Replacements	66	10,527	0.6%	0.7%	0.7%
% of FP17s Relating to Continuations	110	10,527	1.0%	0.8%	0.7%
% of Patients satisfied with the dentistry they have received	15	17	88.2%	93.2%	93.3%
% of Patients satisfied with the time they had to wait for an appointment	14	17	82.4%	86.7%	88.0%

* This is based on patients treated on this contract for their most recent course of treatment. Figures in italics indicate the base number of FP17s or Patient Questionnaire responses are less than 100. N/A is shown where the base number of responses is less than 10 during the period. % is calculated as Quantity/Base number*100

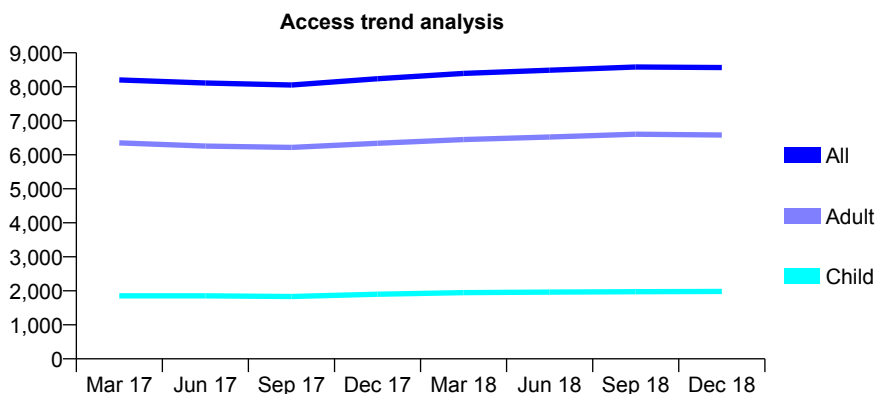
7A4 - Vital Signs At a Glance Contract Report for 840580/0001 - December 2018

Name or company name	MR OB JOYNSON
Contract type name	GDS Contract
Purpose of contract	General and Orthodontic
Contract start date	01/04/2006
Contract end date	

18/19 Contracted general activity (UDA)	28,724
Carry forward general activity (UDA)	-104
18/19 Contracted orthodontic activity (UOA)	315
Carry forward orthodontic activity (UOA)	-14
Baseline contract value	£675,815.57

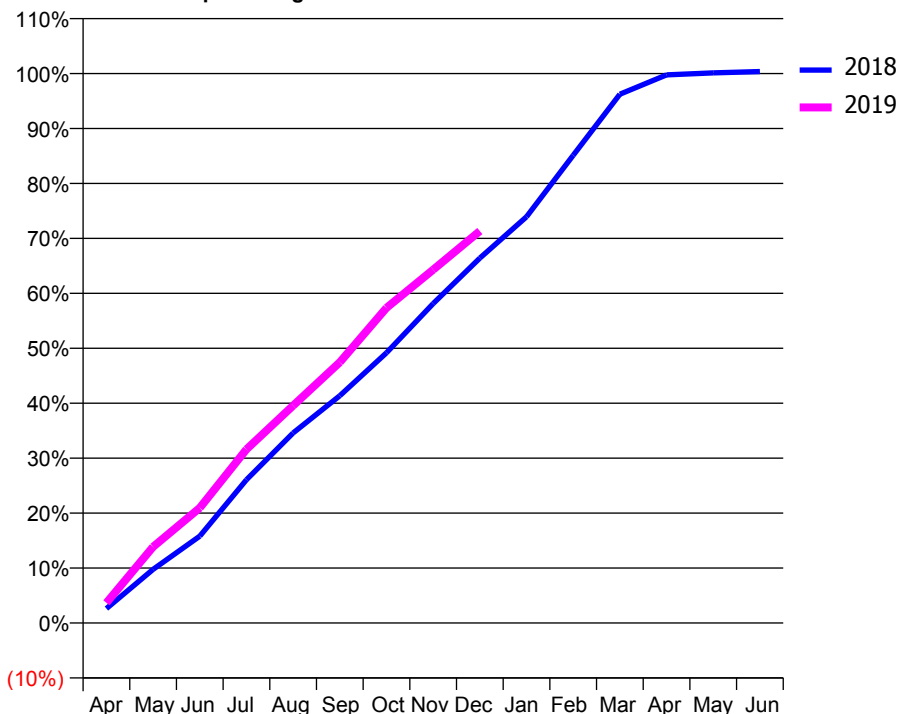
ACCESS*

Patients seen in 24 months	Total	Change since previous quarter
Quarter ending December 2017	8,238	
Quarter ending March 2018	8,394	→
Quarter ending June 2018	8,487	→
Quarter ending September 2018	8,581	→
Quarter ending December 2018	8,566	→
Variance since December 2017	4.0%	↑



ACTIVITY

Cumulative percentage of contracted UDA delivered 2018 & 2019



Month	Adjusted Scheduled Activity (UDA)	
	2018	2019
April	753	1,053
May	2,807	3,982
June	4,541	6,018
July	7,488	9,076
August	9,935	11,366
September	11,882	13,634
October	14,127	16,476
November	16,698	18,469
December	19,076	20,491
January	21,233	
February	24,447	
March	27,639	
April	28,654	
May	28,757	
June	28,828	

QUALITY

	Quantity	Base Number	Contract	LHB	Wales
% of FP17s for the same patient ID Re-attending within 3 months - Children	193	2,151	9.0%	8.7%	10.9%
% of FP17s for the same patient ID Re-attending within 3 months - Adults	1,187	7,191	16.5%	15.0%	15.6%
% of FP17s for the same patient ID Re-attending between 3 & 9 months - Children	1,238	2,151	57.6%	57.5%	59.6%
% of FP17s for the same patient ID Re-attending between 3 & 9 months - Adults	4,034	7,191	56.1%	55.9%	55.6%
% of FP17s for Band 1 Urgent Courses	1,035	8,854	11.7%	9.1%	8.9%
% of FP17s Relating to Free Repair or Replacements	91	8,854	1.0%	0.7%	0.7%
% of FP17s Relating to Continuations	69	8,854	0.8%	0.8%	0.7%
% of Patients satisfied with the dentistry they have received	28	30	93.3%	93.2%	93.3%
% of Patients satisfied with the time they had to wait for an appointment	27	30	90.0%	86.7%	88.0%

* This is based on patients treated on this contract for their most recent course of treatment. Figures in italics indicate the base number of FP17s or Patient Questionnaire responses are less than 100. N/A is shown where the base number of responses is less than 10 during the period. % is calculated as Quantity/Base number*100

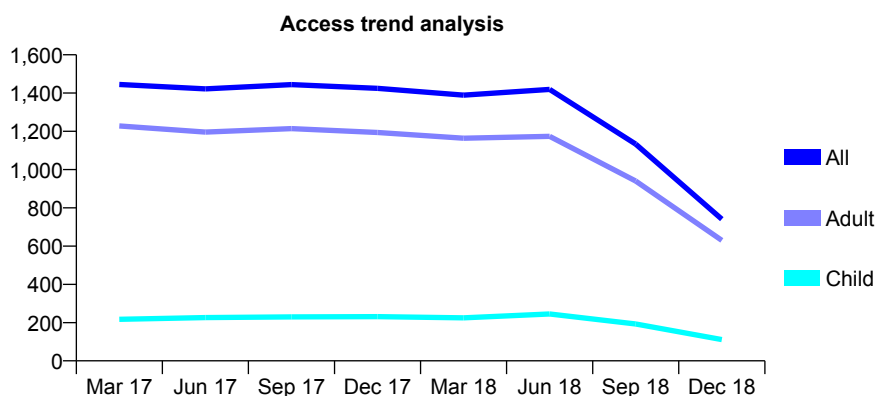
7A4 - Vital Signs At a Glance Contract Report for 918458/0001 - December 2018

Name or company name	MRS EA DAVIES
Contract type name	GDS Contract
Purpose of contract	General
Contract start date	01/04/2006
Contract end date	30/06/2018

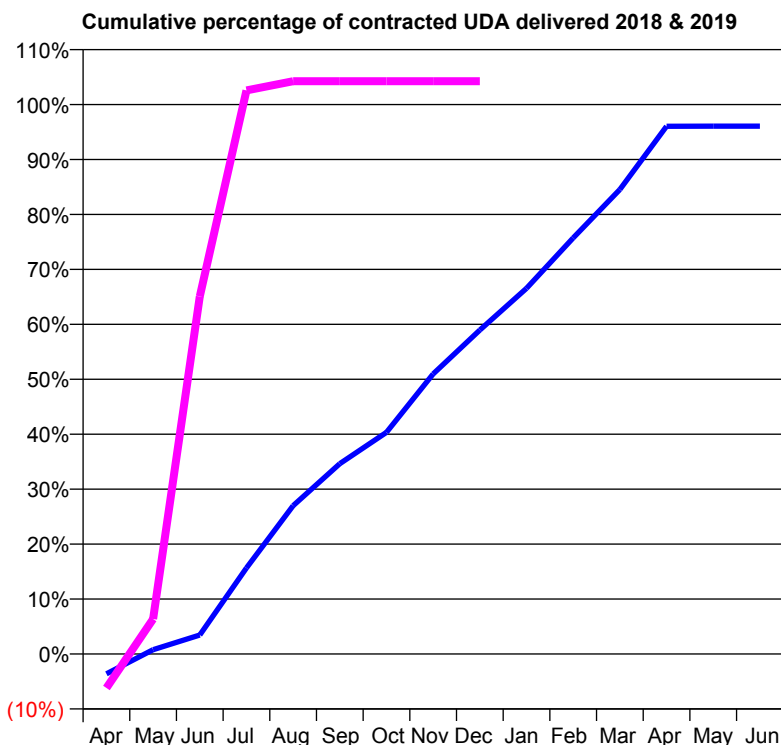
18/19 Contracted general activity (UDA)	1,061
Carry forward general activity (UDA)	154
18/19 Contracted orthodontic activity (UOA)	0
Carry forward orthodontic activity (UOA)	0
Baseline contract value	£35,349.88

ACCESS*

Patients seen in 24 months	Total	Change since previous quarter
Quarter ending December 2017	1,425	
Quarter ending March 2018	1,389	↓
Quarter ending June 2018	1,419	↑
Quarter ending September 2018	1,133	↓
Quarter ending December 2018	741	↓
Variance since December 2017	(48.0%)	↓



ACTIVITY



Month	Adjusted Scheduled Activity (UDA)	
	2018	2019
April	-154	-66
May	33	68
June	147	690
July	664	1,088
August	1,145	1,106
September	1,470	1,106
October	1,711	1,106
November	2,163	1,106
December	2,501	1,106
January	2,824	
February	3,213	
March	3,587	
April	4,075	
May	4,076	
June	4,076	

QUALITY

	Quantity	Base Number	Contract	LHB	Wales
% of FP17s for the same patient ID Re-attending within 3 months - Children	13	102	12.7%	8.7%	10.9%
% of FP17s for the same patient ID Re-attending within 3 months - Adults	104	531	19.6%	15.0%	15.6%
% of FP17s for the same patient ID Re-attending between 3 & 9 months - Children	19	102	18.6%	57.5%	59.6%
% of FP17s for the same patient ID Re-attending between 3 & 9 months - Adults	145	531	27.3%	55.9%	55.6%
% of FP17s for Band 1 Urgent Courses	10	452	2.2%	9.1%	8.9%
% of FP17s Relating to Free Repair or Replacements	9	452	2.0%	0.7%	0.7%
% of FP17s Relating to Continuations	32	452	7.1%	0.8%	0.7%
% of Patients satisfied with the dentistry they have received	8	8	N/A	93.2%	93.3%
% of Patients satisfied with the time they had to wait for an appointment	8	8	N/A	86.7%	88.0%

* This is based on patients treated on this contract for their most recent course of treatment. Figures in italics indicate the base number of FP17s or Patient Questionnaire responses are less than 100. N/A is shown where the base number of responses is less than 10 during the period. % is calculated as Quantity/Base number*100

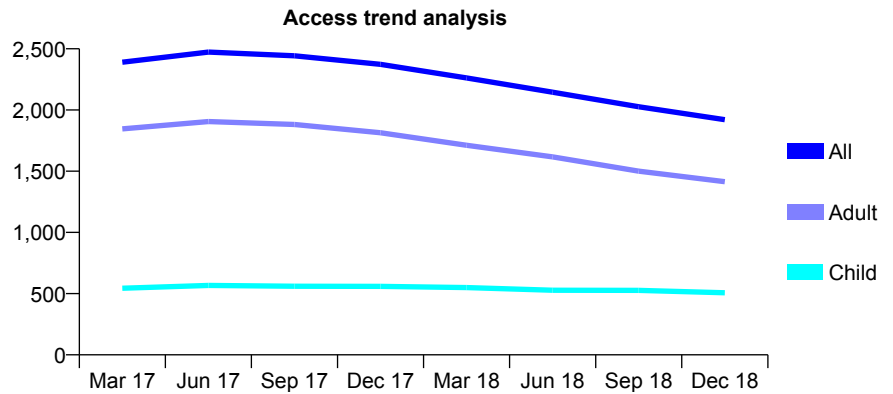
7A4 - Vital Signs At a Glance Contract Report for 919438/0001 - December 2018

Name or company name	MR PC STOCKFORD
Contract type name	GDS Contract
Purpose of contract	General
Contract start date	01/04/2006
Contract end date	

18/19 Contracted general activity (UDA)	8,593
Carry forward general activity (UDA)	0
18/19 Contracted orthodontic activity (UOA)	0
Carry forward orthodontic activity (UOA)	0
Baseline contract value	£226,277.42

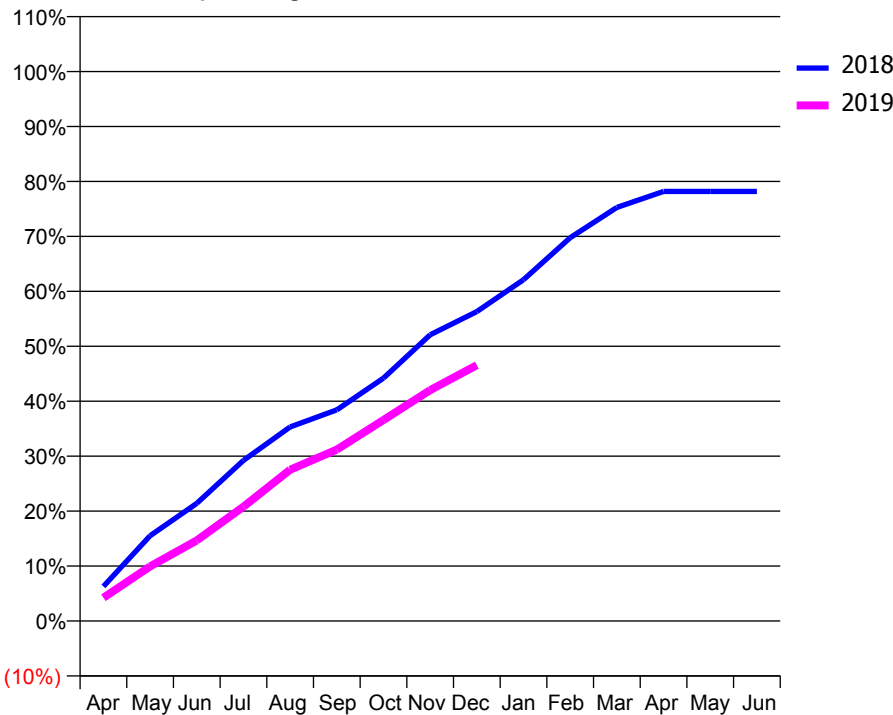
ACCESS*

Patients seen in 24 months	Total	Change since previous quarter
Quarter ending December 2017	2,373	
Quarter ending March 2018	2,262	↓
Quarter ending June 2018	2,145	↓
Quarter ending September 2018	2,027	↓
Quarter ending December 2018	1,921	↓
Variance since December 2017	(19.0%)	↓



ACTIVITY

Cumulative percentage of contracted UDA delivered 2018 & 2019



Month	Adjusted Scheduled Activity (UDA)	
	2018	2019
April	542	364
May	1,334	854
June	1,841	1,261
July	2,512	1,788
August	3,036	2,366
September	3,303	2,681
October	3,798	3,143
November	4,476	3,610
December	4,839	4,000
January	5,338	
February	5,994	
March	6,467	
April	6,718	
May	6,718	
June	6,718	

QUALITY

	Quantity	Base Number	Contract	LHB	Wales
% of FP17s for the same patient ID Re-attending within 3 months - Children	25	545	4.6%	8.7%	10.9%
% of FP17s for the same patient ID Re-attending within 3 months - Adults	320	1,621	19.7%	15.0%	15.6%
% of FP17s for the same patient ID Re-attending between 3 & 9 months - Children	365	545	67.0%	57.5%	59.6%
% of FP17s for the same patient ID Re-attending between 3 & 9 months - Adults	1,019	1,621	62.9%	55.9%	55.6%
% of FP17s for Band 1 Urgent Courses	43	2,060	2.1%	9.1%	8.9%
% of FP17s Relating to Free Repair or Replacements	12	2,060	0.6%	0.7%	0.7%
% of FP17s Relating to Continuations	55	2,060	2.7%	0.8%	0.7%
% of Patients satisfied with the dentistry they have received	6	6	N/A	93.2%	93.3%
% of Patients satisfied with the time they had to wait for an appointment	4	6	N/A	86.7%	88.0%

* This is based on patients treated on this contract for their most recent course of treatment. Figures in italics indicate the base number of FP17s or Patient Questionnaire responses are less than 100. N/A is shown where the base number of responses is less than 10 during the period. % is calculated as Quantity/Base number*100

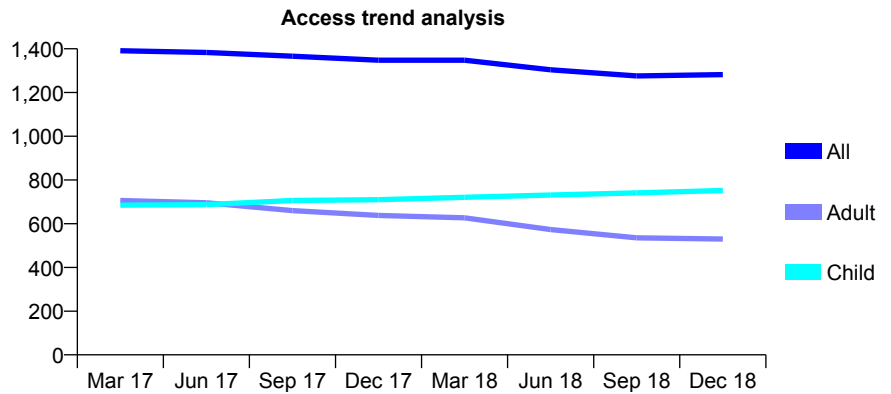
7A4 - Vital Signs At a Glance Contract Report for 965588/0001 - December 2018

Name or company name	MS V KOLAH
Contract type name	GDS Contract
Purpose of contract	General
Contract start date	26/07/2007
Contract end date	

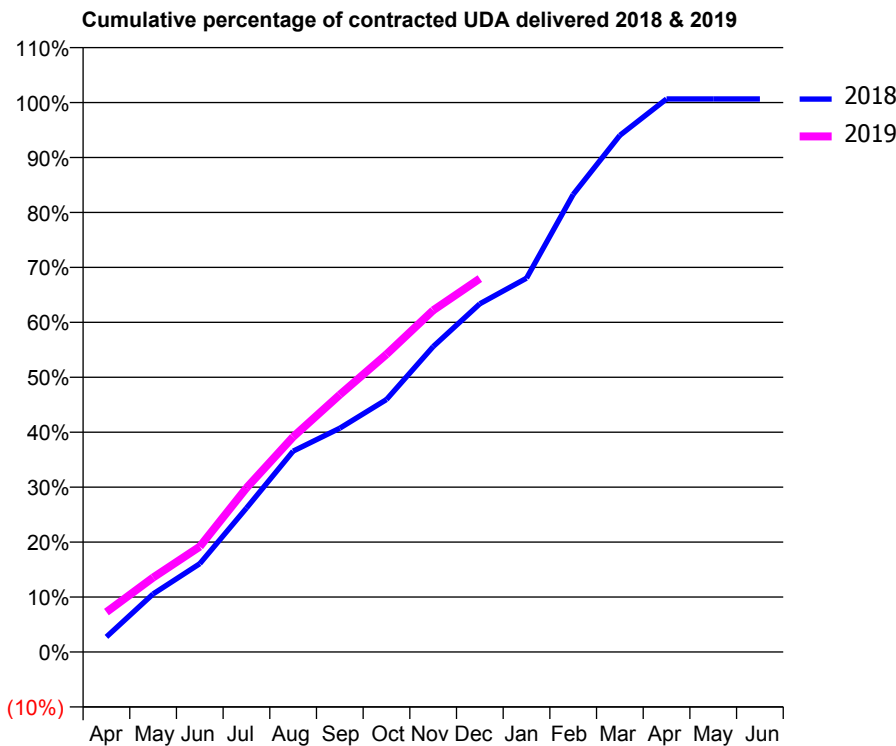
18/19 Contracted general activity (UDA)	2,091
Carry forward general activity (UDA)	-14
18/19 Contracted orthodontic activity (UOA)	0
Carry forward orthodontic activity (UOA)	0
Baseline contract value	£53,433.05

ACCESS*

Patients seen in 24 months	Total	Change since previous quarter
Quarter ending December 2017	1,348	
Quarter ending March 2018	1,348	→
Quarter ending June 2018	1,304	↓
Quarter ending September 2018	1,276	↓
Quarter ending December 2018	1,282	→
Variance since December 2017	(4.9%)	↓



ACTIVITY



Month	Adjusted Scheduled Activity (UDA)	
	2018	2019
April	57	152
May	221	283
June	336	401
July	548	624
August	764	819
September	852	979
October	961	1,133
November	1,162	1,300
December	1,325	1,421
January	1,423	
February	1,741	
March	1,966	
April	2,105	
May	2,105	
June	2,105	

QUALITY

	Quantity	Base Number	Contract	LHB	Wales
% of FP17s for the same patient ID Re-attending within 3 months - Children	33	796	4.1%	8.7%	10.9%
% of FP17s for the same patient ID Re-attending within 3 months - Adults	22	272	8.1%	15.0%	15.6%
% of FP17s for the same patient ID Re-attending between 3 & 9 months - Children	459	796	57.7%	57.5%	59.6%
% of FP17s for the same patient ID Re-attending between 3 & 9 months - Adults	134	272	49.3%	55.9%	55.6%
% of FP17s for Band 1 Urgent Courses	26	1,007	2.6%	9.1%	8.9%
% of FP17s Relating to Free Repair or Replacements	0	1,007	0.0%	0.7%	0.7%
% of FP17s Relating to Continuations	2	1,007	0.2%	0.8%	0.7%
% of Patients satisfied with the dentistry they have received	1	1	N/A	93.2%	93.3%
% of Patients satisfied with the time they had to wait for an appointment	1	1	N/A	86.7%	88.0%

* This is based on patients treated on this contract for their most recent course of treatment. Figures in italics indicate the base number of FP17s or Patient Questionnaire responses are less than 100. N/A is shown where the base number of responses is less than 10 during the period. % is calculated as Quantity/Base number*100

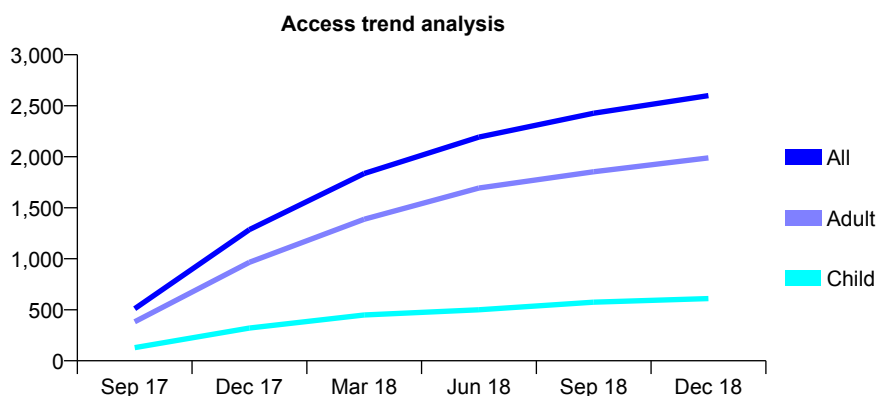
7A5 - Vital Signs At a Glance Contract Report for 100482/0000 - December 2018

Name or company name	Gafyn Poulton
Contract type name	GDS Contract
Purpose of contract	General
Contract start date	01/06/2017
Contract end date	

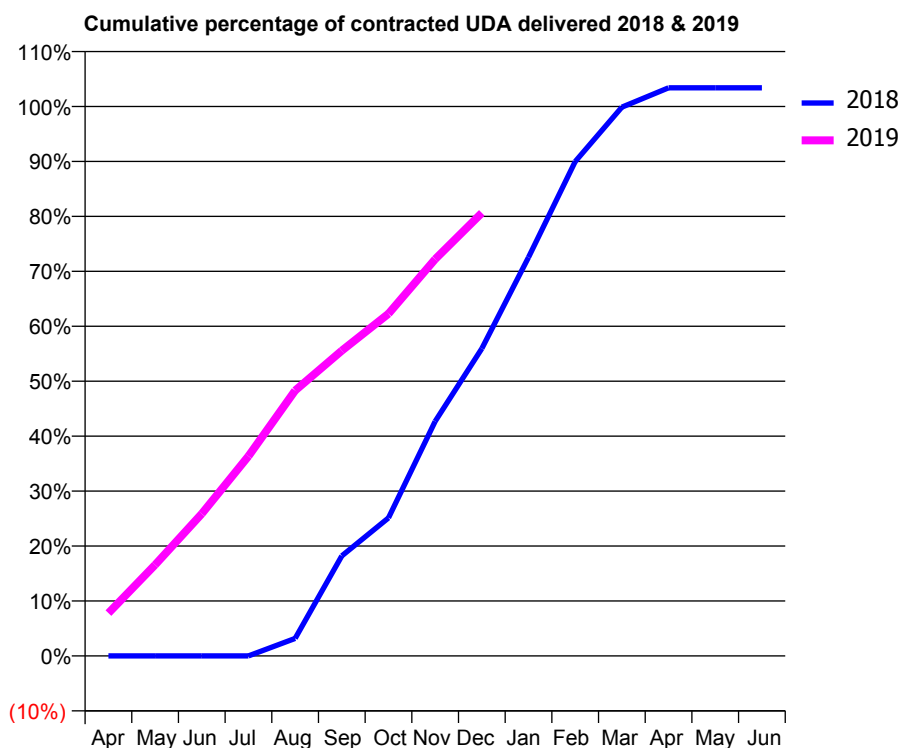
18/19 Contracted general activity (UDA)	7,200
Carry forward general activity (UDA)	-260
18/19 Contracted orthodontic activity (UOA)	0
Carry forward orthodontic activity (UOA)	0
Baseline contract value	£178,919.72

ACCESS*

Patients seen in 24 months	Total	Change since previous quarter
Quarter ending December 2017	1,286	
Quarter ending March 2018	1,836	↑
Quarter ending June 2018	2,193	↑
Quarter ending September 2018	2,427	↑
Quarter ending December 2018	2,599	↑
Variance since December 2017	102.1%	↑



ACTIVITY



Month	Adjusted Scheduled Activity (UDA)	
	2018	2019
April	0	562
May	0	1,194
June	0	1,863
July	0	2,618
August	191	3,477
September	1,093	4,000
October	1,507	4,484
November	2,561	5,199
December	3,357	5,806
January	4,353	
February	5,399	
March	5,993	
April	6,203	
May	6,203	
June	6,203	

QUALITY

	Quantity	Base Number	Contract	LHB	Wales
% of FP17s for the same patient ID Re-attending within 3 months - Children	25	503	5.0%	6.8%	10.9%
% of FP17s for the same patient ID Re-attending within 3 months - Adults	197	1,862	10.6%	13.5%	15.6%
% of FP17s for the same patient ID Re-attending between 3 & 9 months - Children	183	503	36.4%	56.7%	59.6%
% of FP17s for the same patient ID Re-attending between 3 & 9 months - Adults	730	1,862	39.2%	54.5%	55.6%
% of FP17s for Band 1 Urgent Courses	108	2,289	4.7%	9.0%	8.9%
% of FP17s Relating to Free Repair or Replacements	27	2,289	1.2%	0.7%	0.7%
% of FP17s Relating to Continuations	9	2,289	0.4%	0.6%	0.7%
% of Patients satisfied with the dentistry they have received	16	19	84.2%	94.0%	93.3%
% of Patients satisfied with the time they had to wait for an appointment	14	19	73.7%	89.3%	88.0%

* This is based on patients treated on this contract for their most recent course of treatment. Figures in italics indicate the base number of FP17s or Patient Questionnaire responses are less than 100. N/A is shown where the base number of responses is less than 10 during the period. % is calculated as Quantity/Base number*100

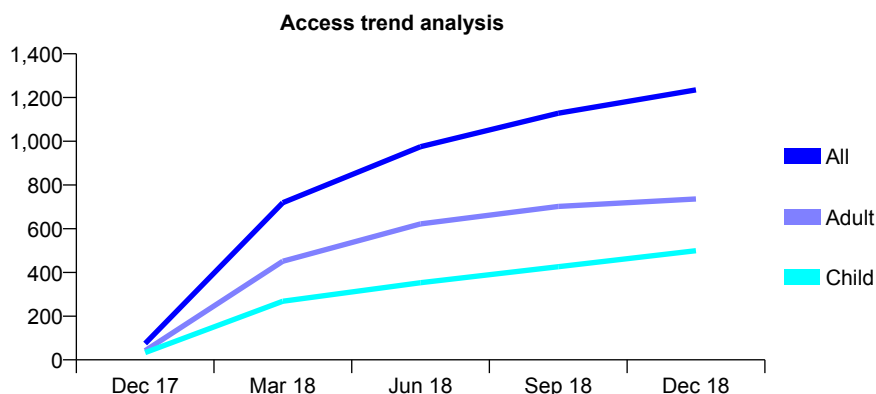
7A5 - Vital Signs At a Glance Contract Report for 100541/0000 - December 2018

Name or company name	Dr L Smart
Contract type name	GDS Contract
Purpose of contract	General
Contract start date	01/11/2017
Contract end date	

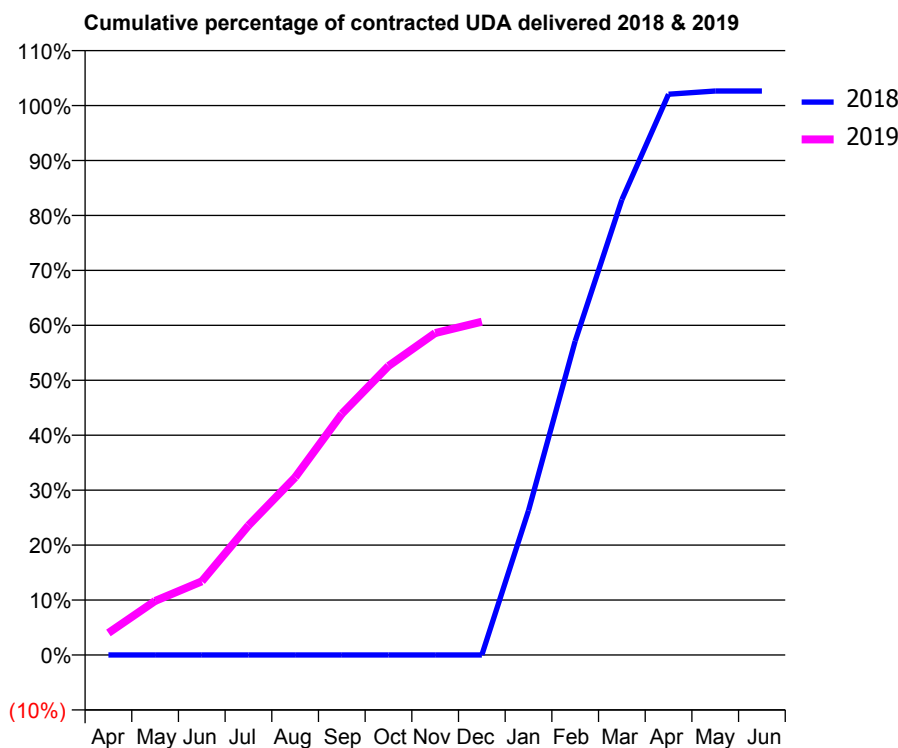
18/19 Contracted general activity (UDA)	6,886
Carry forward general activity (UDA)	-106
18/19 Contracted orthodontic activity (UOA)	0
Carry forward orthodontic activity (UOA)	0
Baseline contract value	£184,046.77

ACCESS*

Patients seen in 24 months	Total	Change since previous quarter
Quarter ending December 2017	75	
Quarter ending March 2018	719	↑
Quarter ending June 2018	975	↑
Quarter ending September 2018	1,128	↑
Quarter ending December 2018	1,235	↑
Variance since December 2017	1546.7%	↑



ACTIVITY



Month	Adjusted Scheduled Activity (UDA)	
	2018	2019
April	0	277
May	0	677
June	0	924
July	0	1,623
August	0	2,226
September	0	3,023
October	0	3,622
November	0	4,034
December	0	4,176
January	1,061	
February	2,306	
March	3,344	
April	4,119	
May	4,142	
June	4,142	

QUALITY

	Quantity	Base Number	Contract	LHB	Wales
% of FP17s for the same patient ID Re-attending within 3 months - Children	38	461	8.2%	6.8%	10.9%
% of FP17s for the same patient ID Re-attending within 3 months - Adults	133	806	16.5%	13.5%	15.6%
% of FP17s for the same patient ID Re-attending between 3 & 9 months - Children	146	461	31.7%	56.7%	59.6%
% of FP17s for the same patient ID Re-attending between 3 & 9 months - Adults	292	806	36.2%	54.5%	55.6%
% of FP17s for Band 1 Urgent Courses	11	1,115	1.0%	9.0%	8.9%
% of FP17s Relating to Free Repair or Replacements	0	1,115	0.0%	0.7%	0.7%
% of FP17s Relating to Continuations	0	1,115	0.0%	0.6%	0.7%
% of Patients satisfied with the dentistry they have received	3	3	N/A	94.0%	93.3%
% of Patients satisfied with the time they had to wait for an appointment	3	3	N/A	89.3%	88.0%

* This is based on patients treated on this contract for their most recent course of treatment. Figures in italics indicate the base number of FP17s or Patient Questionnaire responses are less than 100. N/A is shown where the base number of responses is less than 10 during the period. % is calculated as Quantity/Base number*100

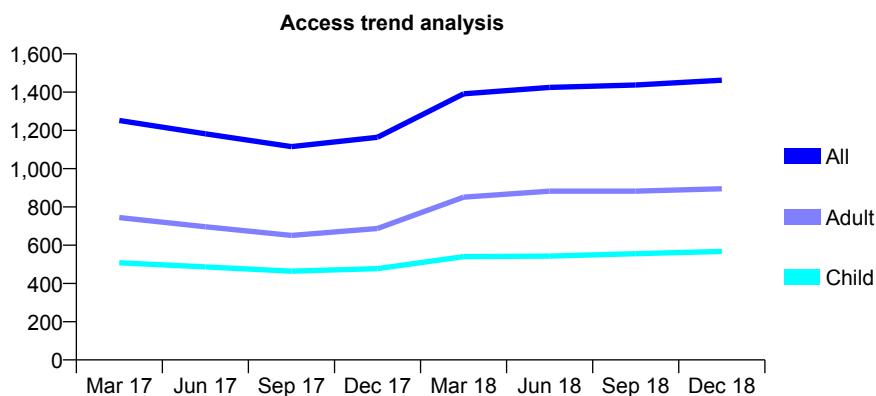
7A5 - Vital Signs At a Glance Contract Report for 102660/0001 - December 2018

Name or company name	Brilliant Dental Care
Contract type name	GDS Contract
Purpose of contract	General and Orthodontic
Contract start date	01/06/2014
Contract end date	

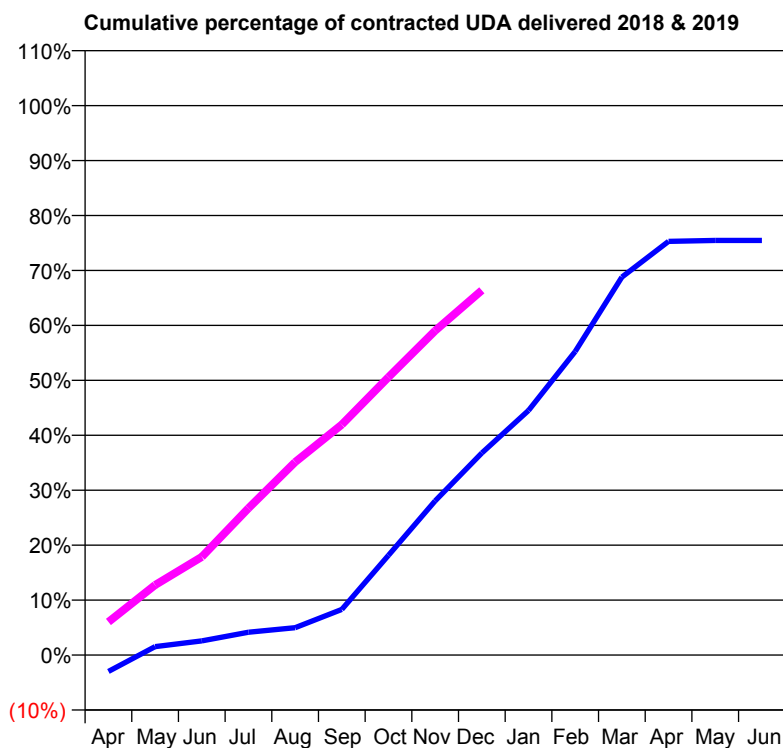
18/19 Contracted general activity (UDA)	4,200
Carry forward general activity (UDA)	0
18/19 Contracted orthodontic activity (UOA)	57
Carry forward orthodontic activity (UOA)	0
Baseline contract value	£108,068.75

ACCESS*

Patients seen in 24 months	Total	Change since previous quarter
Quarter ending December 2017	1,164	
Quarter ending March 2018	1,391	↑
Quarter ending June 2018	1,425	↑
Quarter ending September 2018	1,437	→
Quarter ending December 2018	1,462	→
Variance since December 2017	25.6%	↑



ACTIVITY



Month	Adjusted Scheduled Activity (UDA)	
	2018	2019
April	-126	253
May	64	536
June	109	750
July	175	1,123
August	210	1,475
September	349	1,762
October	763	2,124
November	1,179	2,480
December	1,545	2,788
January	1,870	
February	2,320	
March	2,889	
April	3,162	
May	3,169	
June	3,169	

QUALITY

	Quantity	Base Number	Contract	LHB	Wales
% of FP17s for the same patient ID Re-attending within 3 months - Children	65	662	9.8%	6.8%	10.9%
% of FP17s for the same patient ID Re-attending within 3 months - Adults	83	937	8.9%	13.5%	15.6%
% of FP17s for the same patient ID Re-attending between 3 & 9 months - Children	425	662	64.2%	56.7%	59.6%
% of FP17s for the same patient ID Re-attending between 3 & 9 months - Adults	552	937	58.9%	54.5%	55.6%
% of FP17s for Band 1 Urgent Courses	91	1,472	6.2%	9.0%	8.9%
% of FP17s Relating to Free Repair or Replacements	2	1,472	0.1%	0.7%	0.7%
% of FP17s Relating to Continuations	1	1,472	0.1%	0.6%	0.7%
% of Patients satisfied with the dentistry they have received	1	1	N/A	94.0%	93.3%
% of Patients satisfied with the time they had to wait for an appointment	1	1	N/A	89.3%	88.0%

* This is based on patients treated on this contract for their most recent course of treatment. Figures in italics indicate the base number of FP17s or Patient Questionnaire responses are less than 100. N/A is shown where the base number of responses is less than 10 during the period. % is calculated as Quantity/Base number*100

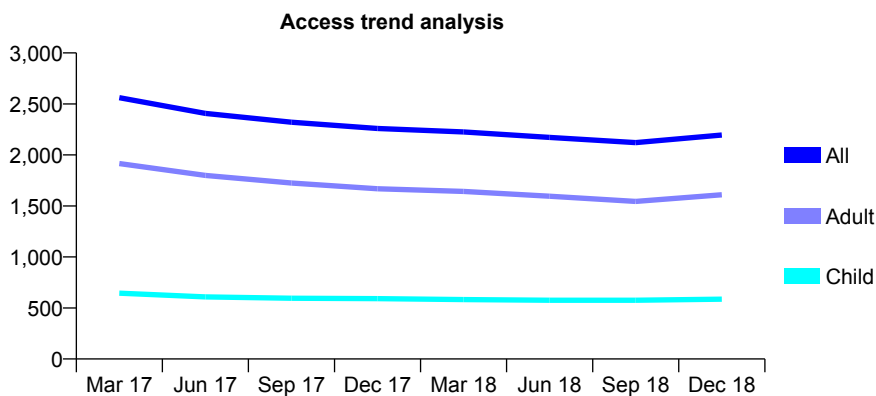
7A5 - Vital Signs At a Glance Contract Report for 105333/0001 - December 2018

Name or company name	Beddau Dental Practice
Contract type name	GDS Contract
Purpose of contract	General
Contract start date	01/06/2014
Contract end date	

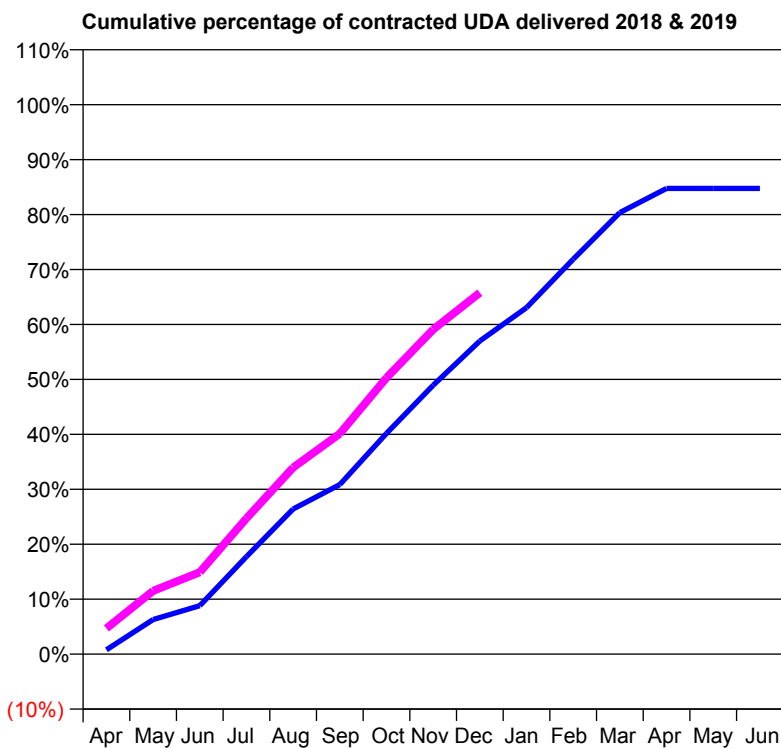
18/19 Contracted general activity (UDA)	7,800
Carry forward general activity (UDA)	0
18/19 Contracted orthodontic activity (UOA)	0
Carry forward orthodontic activity (UOA)	0
Baseline contract value	£193,703.49

ACCESS*

Patients seen in 24 months	Total	Change since previous quarter
Quarter ending December 2017	2,259	
Quarter ending March 2018	2,225	↓
Quarter ending June 2018	2,172	↓
Quarter ending September 2018	2,121	↓
Quarter ending December 2018	2,196	↑
Variance since December 2017	(2.8%)	↓



ACTIVITY



Month	Adjusted Scheduled Activity (UDA)	
	2018	2019
April	61	367
May	492	898
June	687	1,163
July	1,385	1,928
August	2,060	2,649
September	2,407	3,130
October	3,134	3,924
November	3,816	4,608
December	4,445	5,130
January	4,919	
February	5,606	
March	6,268	
April	6,610	
May	6,610	
June	6,610	

QUALITY

	Quantity	Base Number	Contract	LHB	Wales
% of FP17s for the same patient ID Re-attending within 3 months - Children	27	694	3.9%	6.8%	10.9%
% of FP17s for the same patient ID Re-attending within 3 months - Adults	176	1,864	9.4%	13.5%	15.6%
% of FP17s for the same patient ID Re-attending between 3 & 9 months - Children	441	694	63.5%	56.7%	59.6%
% of FP17s for the same patient ID Re-attending between 3 & 9 months - Adults	1,170	1,864	62.8%	54.5%	55.6%
% of FP17s for Band 1 Urgent Courses	122	2,429	5.0%	9.0%	8.9%
% of FP17s Relating to Free Repair or Replacements	17	2,429	0.7%	0.7%	0.7%
% of FP17s Relating to Continuations	1	2,429	0.0%	0.6%	0.7%
% of Patients satisfied with the dentistry they have received	9	9	N/A	94.0%	93.3%
% of Patients satisfied with the time they had to wait for an appointment	8	9	N/A	89.3%	88.0%

* This is based on patients treated on this contract for their most recent course of treatment. Figures in italics indicate the base number of FP17s or Patient Questionnaire responses are less than 100. N/A is shown where the base number of responses is less than 10 during the period. % is calculated as Quantity/Base number*100

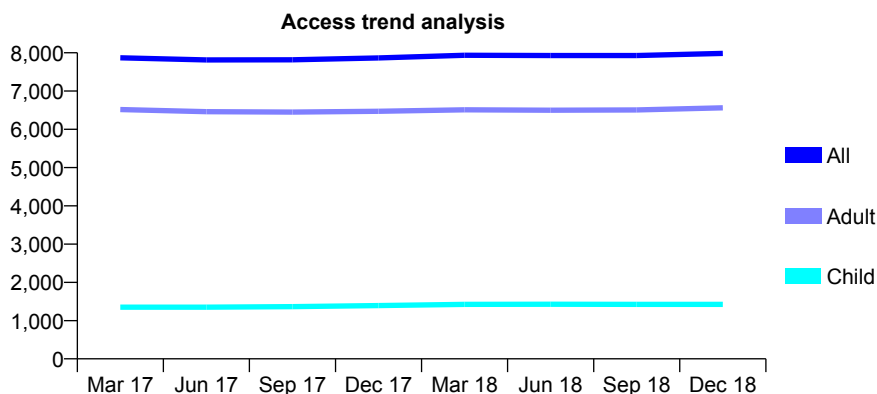
7A5 - Vital Signs At a Glance Contract Report for 106887/0001 - December 2018

Name or company name	Morgan Street Dental Practice
Contract type name	Pilot Contract
Purpose of contract	General
Contract start date	01/04/2010
Contract end date	

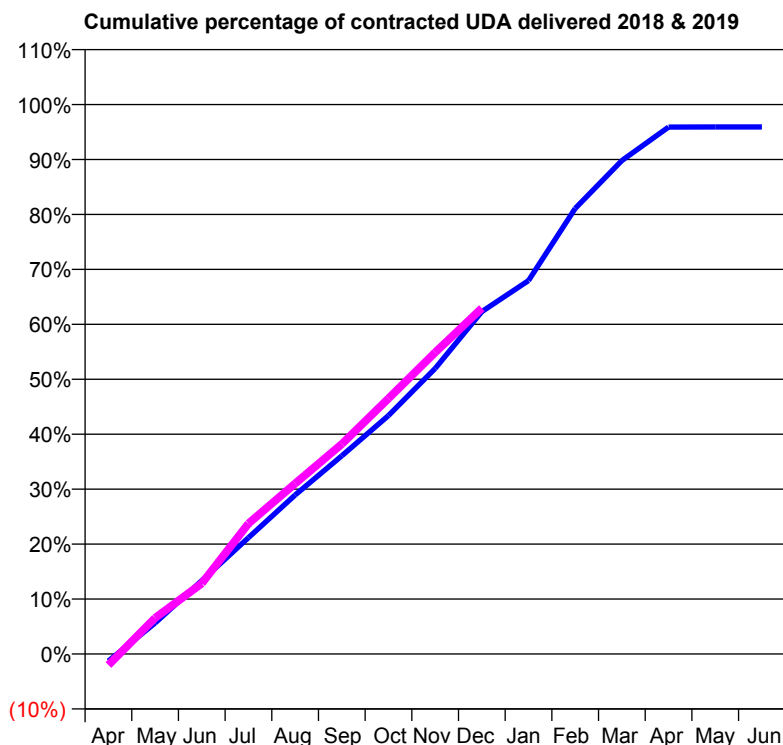
18/19 Contracted general activity (UDA)	24,525
Carry forward general activity (UDA)	997
18/19 Contracted orthodontic activity (UOA)	0
Carry forward orthodontic activity (UOA)	0
Baseline contract value	£640,679.32

ACCESS*

Patients seen in 24 months	Total	Change since previous quarter
Quarter ending December 2017	7,866	
Quarter ending March 2018	7,936	→
Quarter ending June 2018	7,930	→
Quarter ending September 2018	7,930	→
Quarter ending December 2018	7,986	→
Variance since December 2017	1.5%	→



ACTIVITY



Month	Adjusted Scheduled Activity (UDA)	
	2018	2019
April	-338	-498
May	1,456	1,608
June	3,447	3,152
July	5,467	5,822
August	7,470	7,612
September	9,315	9,370
October	11,202	11,407
November	13,419	13,461
December	16,086	15,437
January	17,545	
February	20,932	
March	23,182	
April	24,754	
May	24,759	
June	24,759	

QUALITY

	Quantity	Base Number	Contract	LHB	Wales
% of FP17s for the same patient ID Re-attending within 3 months - Children	168	1,771	9.5%	6.8%	10.9%
% of FP17s for the same patient ID Re-attending within 3 months - Adults	1,424	8,395	17.0%	13.5%	15.6%
% of FP17s for the same patient ID Re-attending between 3 & 9 months - Children	1,169	1,771	66.0%	56.7%	59.6%
% of FP17s for the same patient ID Re-attending between 3 & 9 months - Adults	5,214	8,395	62.1%	54.5%	55.6%
% of FP17s for Band 1 Urgent Courses	838	9,494	8.8%	9.0%	8.9%
% of FP17s Relating to Free Repair or Replacements	55	9,494	0.6%	0.7%	0.7%
% of FP17s Relating to Continuations	32	9,494	0.3%	0.6%	0.7%
% of Patients satisfied with the dentistry they have received	29	31	93.5%	94.0%	93.3%
% of Patients satisfied with the time they had to wait for an appointment	30	31	96.8%	89.3%	88.0%

* This is based on patients treated on this contract for their most recent course of treatment. Figures in italics indicate the base number of FP17s or Patient Questionnaire responses are less than 100. N/A is shown where the base number of responses is less than 10 during the period. % is calculated as Quantity/Base number*100

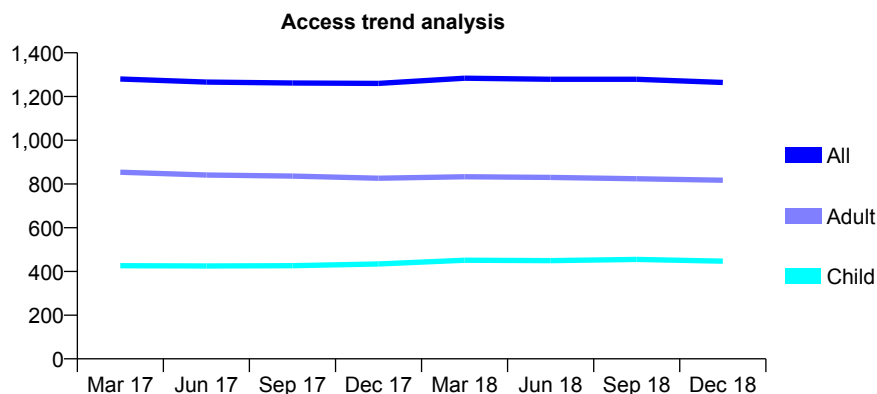
7A5 - Vital Signs At a Glance Contract Report for 108146/0001 - December 2018

Name or company name	Colden Larch Ltd
Contract type name	GDS Contract
Purpose of contract	General
Contract start date	01/10/2009
Contract end date	

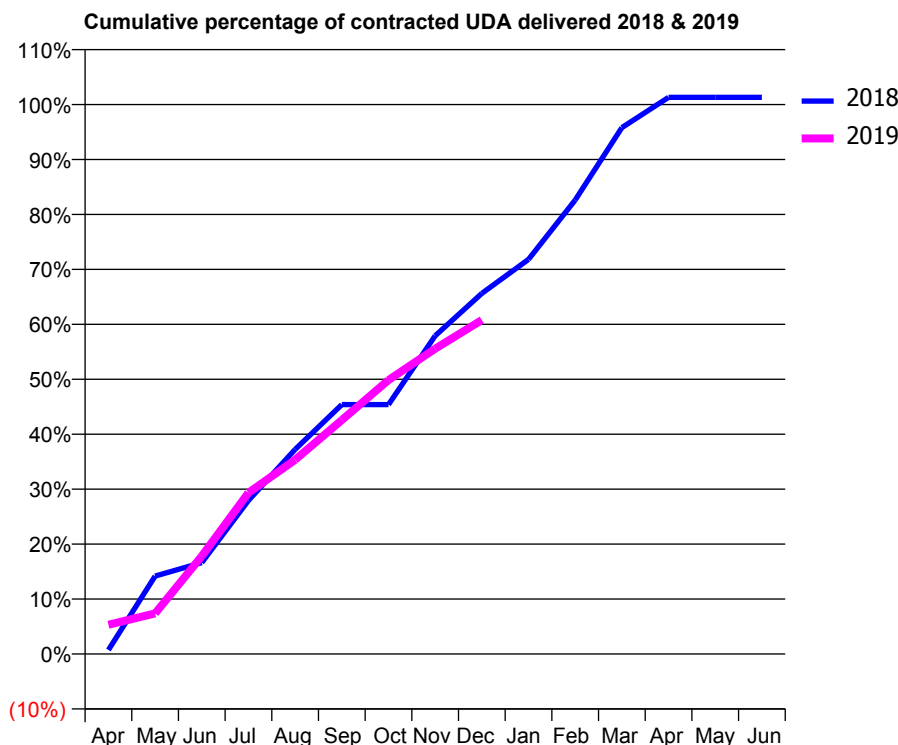
18/19 Contracted general activity (UDA)	3,710
Carry forward general activity (UDA)	-48
18/19 Contracted orthodontic activity (UOA)	0
Carry forward orthodontic activity (UOA)	0
Baseline contract value	£55,030.20

ACCESS*

Patients seen in 24 months	Total	Change since previous quarter
Quarter ending December 2017	1,260	
Quarter ending March 2018	1,284	→
Quarter ending June 2018	1,279	→
Quarter ending September 2018	1,279	→
Quarter ending December 2018	1,264	↓
Variance since December 2017	0.3%	→



ACTIVITY



Month	Adjusted Scheduled Activity (UDA)	
	2018	2019
April	27	198
May	526	274
June	617	662
July	1,037	1,089
August	1,381	1,311
September	1,684	1,579
October	1,684	1,850
November	2,149	2,061
December	2,435	2,255
January	2,664	
February	3,065	
March	3,554	
April	3,758	
May	3,758	
June	3,758	

QUALITY

	Quantity	Base Number	Contract	LHB	Wales
% of FP17s for the same patient ID Re-attending within 3 months - Children	37	457	8.1%	6.8%	10.9%
% of FP17s for the same patient ID Re-attending within 3 months - Adults	63	609	10.3%	13.5%	15.6%
% of FP17s for the same patient ID Re-attending between 3 & 9 months - Children	208	457	45.5%	56.7%	59.6%
% of FP17s for the same patient ID Re-attending between 3 & 9 months - Adults	248	609	40.7%	54.5%	55.6%
% of FP17s for Band 1 Urgent Courses	64	976	6.6%	9.0%	8.9%
% of FP17s Relating to Free Repair or Replacements	5	976	0.5%	0.7%	0.7%
% of FP17s Relating to Continuations	1	976	0.1%	0.6%	0.7%
% of Patients satisfied with the dentistry they have received	4	4	N/A	94.0%	93.3%
% of Patients satisfied with the time they had to wait for an appointment	3	4	N/A	89.3%	88.0%

* This is based on patients treated on this contract for their most recent course of treatment. Figures in italics indicate the base number of FP17s or Patient Questionnaire responses are less than 100. N/A is shown where the base number of responses is less than 10 during the period. % is calculated as Quantity/Base number*100

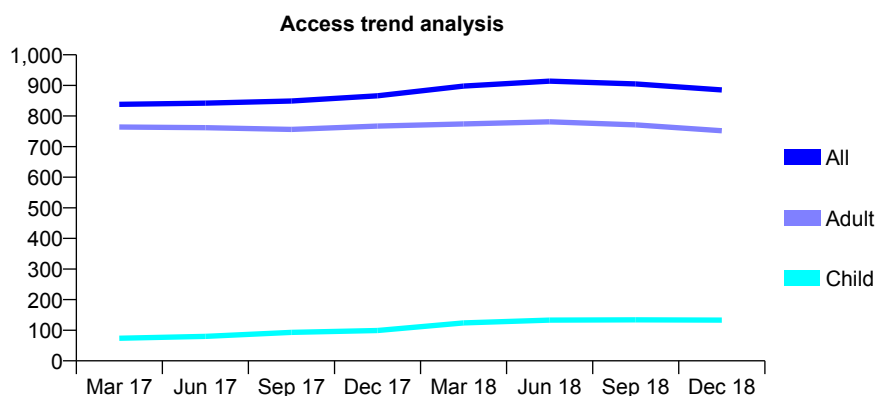
7A5 - Vital Signs At a Glance Contract Report for 108200/0004 - December 2018

Name or company name	Cardiff & Vale University Health Board
Contract type name	PDS Contract
Purpose of contract	General
Contract start date	01/04/2006
Contract end date	31/03/2019

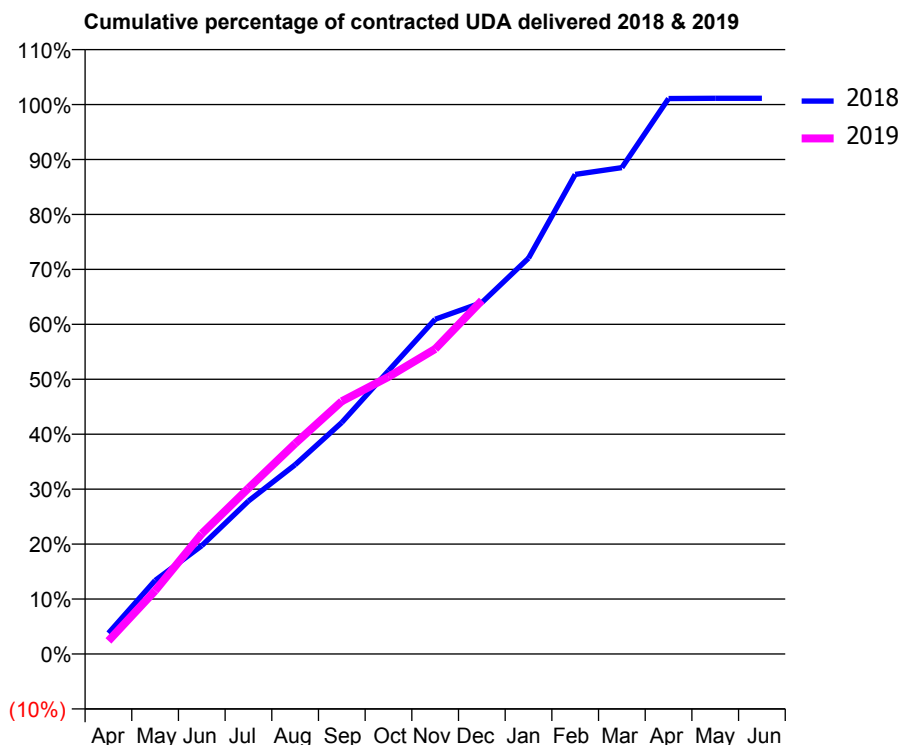
18/19 Contracted general activity (UDA)	2,209
Carry forward general activity (UDA)	0
18/19 Contracted orthodontic activity (UOA)	0
Carry forward orthodontic activity (UOA)	0
Baseline contract value	£62,791.84

ACCESS*

Patients seen in 24 months	Total	Change since previous quarter
Quarter ending December 2017	866	
Quarter ending March 2018	898	↑
Quarter ending June 2018	914	→
Quarter ending September 2018	905	→
Quarter ending December 2018	885	↓
Variance since December 2017	2.2%	↑



ACTIVITY



Month	Adjusted Scheduled Activity (UDA)	
	2018	2019
April	84	53
May	296	255
June	436	484
July	615	666
August	761	846
September	931	1,016
October	1,139	1,114
November	1,346	1,226
December	1,413	1,422
January	1,591	
February	1,928	
March	1,955	
April	2,233	
May	2,234	
June	2,234	

QUALITY

	Quantity	Base Number	Contract	LHB	Wales
% of FP17s for the same patient ID Re-attending within 3 months - Children	6	134	4.5%	6.8%	10.9%
% of FP17s for the same patient ID Re-attending within 3 months - Adults	101	789	12.8%	13.5%	15.6%
% of FP17s for the same patient ID Re-attending between 3 & 9 months - Children	60	134	44.8%	56.7%	59.6%
% of FP17s for the same patient ID Re-attending between 3 & 9 months - Adults	360	789	45.6%	54.5%	55.6%
% of FP17s for Band 1 Urgent Courses	93	765	12.2%	9.0%	8.9%
% of FP17s Relating to Free Repair or Replacements	0	765	0.0%	0.7%	0.7%
% of FP17s Relating to Continuations	3	765	0.4%	0.6%	0.7%
% of Patients satisfied with the dentistry they have received	1	1	N/A	94.0%	93.3%
% of Patients satisfied with the time they had to wait for an appointment	1	1	N/A	89.3%	88.0%

* This is based on patients treated on this contract for their most recent course of treatment. Figures in italics indicate the base number of FP17s or Patient Questionnaire responses are less than 100. N/A is shown where the base number of responses is less than 10 during the period. % is calculated as Quantity/Base number*100

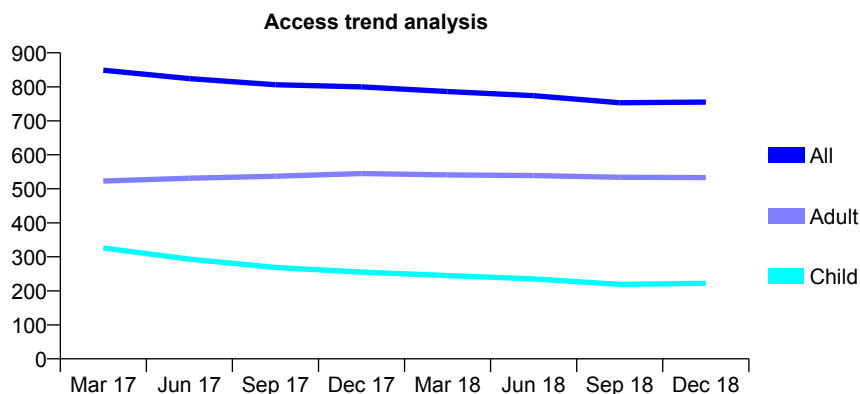
7A5 - Vital Signs At a Glance Contract Report for 108200/0006 - December 2018

Name or company name	Cardiff & Vale University Health Board
Contract type name	PDS Contract
Purpose of contract	General
Contract start date	01/04/2006
Contract end date	31/03/2019

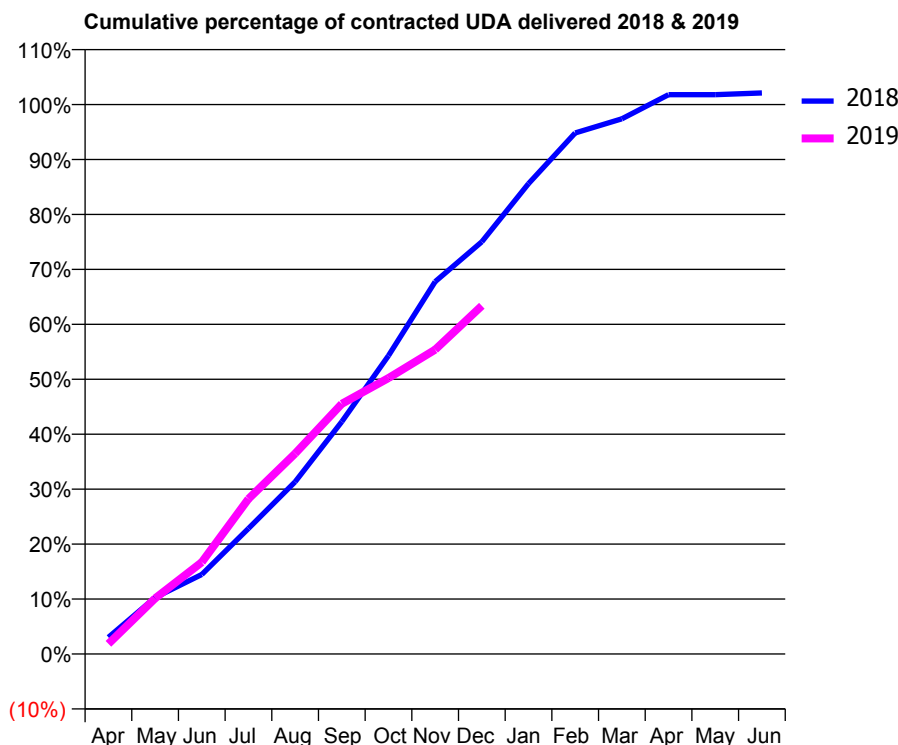
18/19 Contracted general activity (UDA)	2,208
Carry forward general activity (UDA)	0
18/19 Contracted orthodontic activity (UOA)	0
Carry forward orthodontic activity (UOA)	0
Baseline contract value	£62,791.83

ACCESS*

Patients seen in 24 months	Total	Change since previous quarter
Quarter ending December 2017	800	
Quarter ending March 2018	786	↓
Quarter ending June 2018	774	↓
Quarter ending September 2018	753	↓
Quarter ending December 2018	755	→
Variance since December 2017	(5.6%)	↓



ACTIVITY



Month	Adjusted Scheduled Activity (UDA)	
	2018	2019
April	67	41
May	227	224
June	320	369
July	504	624
August	692	805
September	933	1,005
October	1,199	1,109
November	1,496	1,223
December	1,657	1,399
January	1,890	
February	2,094	
March	2,151	
April	2,248	
May	2,248	
June	2,255	

QUALITY

	Quantity	Base Number	Contract	LHB	Wales
% of FP17s for the same patient ID Re-attending within 3 months - Children	8	238	3.4%	6.8%	10.9%
% of FP17s for the same patient ID Re-attending within 3 months - Adults	53	566	9.4%	13.5%	15.6%
% of FP17s for the same patient ID Re-attending between 3 & 9 months - Children	126	238	52.9%	56.7%	59.6%
% of FP17s for the same patient ID Re-attending between 3 & 9 months - Adults	318	566	56.2%	54.5%	55.6%
% of FP17s for Band 1 Urgent Courses	41	738	5.6%	9.0%	8.9%
% of FP17s Relating to Free Repair or Replacements	5	738	0.7%	0.7%	0.7%
% of FP17s Relating to Continuations	3	738	0.4%	0.6%	0.7%
% of Patients satisfied with the dentistry they have received	4	5	N/A	94.0%	93.3%
% of Patients satisfied with the time they had to wait for an appointment	4	5	N/A	89.3%	88.0%

* This is based on patients treated on this contract for their most recent course of treatment. Figures in italics indicate the base number of FP17s or Patient Questionnaire responses are less than 100. N/A is shown where the base number of responses is less than 10 during the period. % is calculated as Quantity/Base number*100

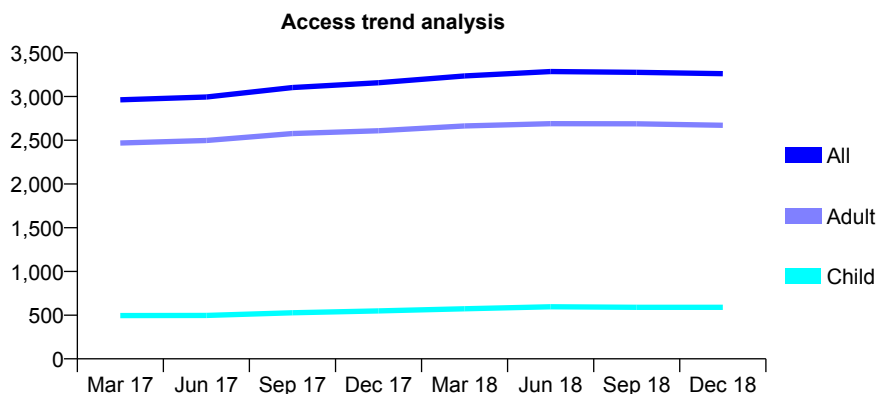
7A5 - Vital Signs At a Glance Contract Report for 116300/0008 - December 2018

Name or company name	Whitecross Dental Care Ltd
Contract type name	GDS Contract
Purpose of contract	General
Contract start date	01/04/2015
Contract end date	

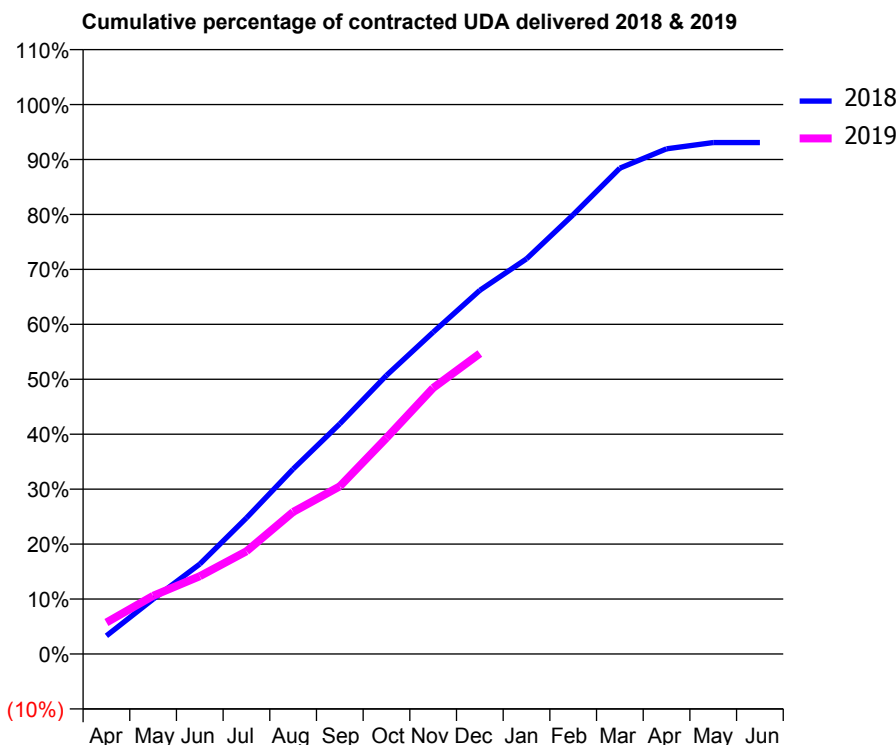
18/19 Contracted general activity (UDA)	12,228
Carry forward general activity (UDA)	0
18/19 Contracted orthodontic activity (UOA)	0
Carry forward orthodontic activity (UOA)	0
Baseline contract value	£344,454.47

ACCESS*

Patients seen in 24 months	Total	Change since previous quarter
Quarter ending December 2017	3,158	
Quarter ending March 2018	3,236	↑
Quarter ending June 2018	3,286	→
Quarter ending September 2018	3,277	→
Quarter ending December 2018	3,261	→
Variance since December 2017	3.3%	↑



ACTIVITY



Month	Adjusted Scheduled Activity (UDA)	
	2018	2019
April	406	702
May	1,221	1,295
June	2,003	1,731
July	3,029	2,287
August	4,118	3,163
September	5,124	3,731
October	6,201	4,808
November	7,162	5,922
December	8,094	6,686
January	8,793	
February	9,776	
March	10,810	
April	11,241	
May	11,381	
June	11,381	

QUALITY

	Quantity	Base Number	Contract	LHB	Wales
% of FP17s for the same patient ID Re-attending within 3 months - Children	28	598	4.7%	6.8%	10.9%
% of FP17s for the same patient ID Re-attending within 3 months - Adults	276	2,701	10.2%	13.5%	15.6%
% of FP17s for the same patient ID Re-attending between 3 & 9 months - Children	333	598	55.7%	56.7%	59.6%
% of FP17s for the same patient ID Re-attending between 3 & 9 months - Adults	1,329	2,701	49.2%	54.5%	55.6%
% of FP17s for Band 1 Urgent Courses	196	3,087	6.3%	9.0%	8.9%
% of FP17s Relating to Free Repair or Replacements	9	3,087	0.3%	0.7%	0.7%
% of FP17s Relating to Continuations	26	3,087	0.8%	0.6%	0.7%
% of Patients satisfied with the dentistry they have received	6	6	N/A	94.0%	93.3%
% of Patients satisfied with the time they had to wait for an appointment	4	6	N/A	89.3%	88.0%

* This is based on patients treated on this contract for their most recent course of treatment. Figures in italics indicate the base number of FP17s or Patient Questionnaire responses are less than 100. N/A is shown where the base number of responses is less than 10 during the period. % is calculated as Quantity/Base number*100

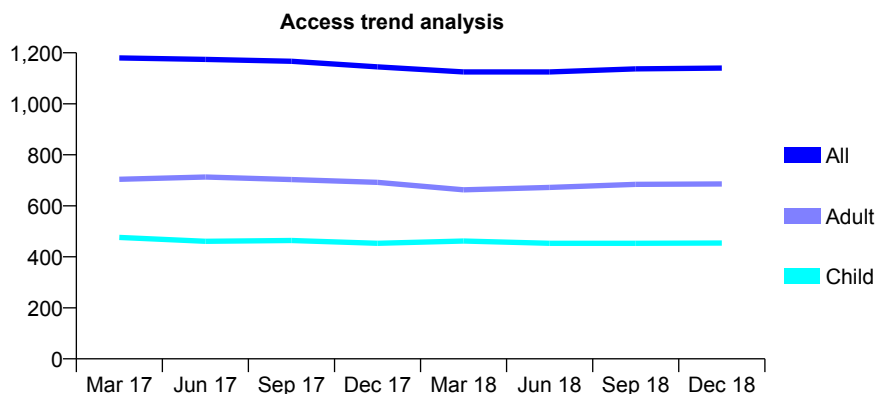
7A5 - Vital Signs At a Glance Contract Report for 119121/0001 - December 2018

Name or company name	Jamie Pugh Dental Healthcare Ltd
Contract type name	GDS Contract
Purpose of contract	General
Contract start date	20/04/2009
Contract end date	

18/19 Contracted general activity (UDA)	3,573
Carry forward general activity (UDA)	-2
18/19 Contracted orthodontic activity (UOA)	0
Carry forward orthodontic activity (UOA)	0
Baseline contract value	£120,128.86

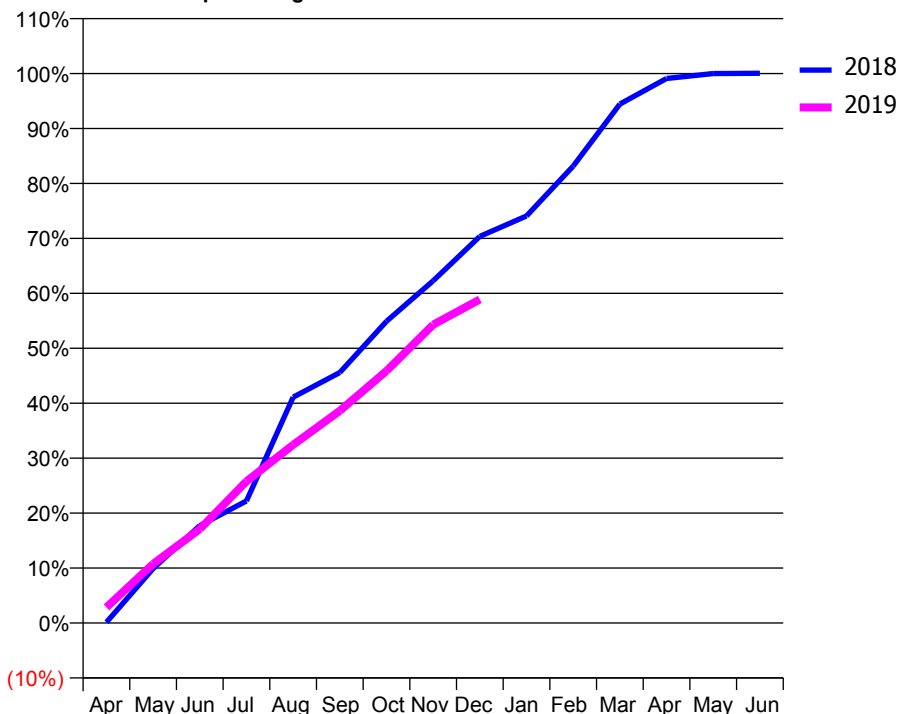
ACCESS*

Patients seen in 24 months	Total	Change since previous quarter
Quarter ending December 2017	1,145	
Quarter ending March 2018	1,125	↓
Quarter ending June 2018	1,125	→
Quarter ending September 2018	1,137	→
Quarter ending December 2018	1,140	→
Variance since December 2017	(0.4%)	→



ACTIVITY

Cumulative percentage of contracted UDA delivered 2018 & 2019



Adjusted Scheduled Activity (UDA)

Month	2018	2019
April	5	102
May	355	384
June	634	611
July	794	921
August	1,468	1,159
September	1,629	1,380
October	1,962	1,639
November	2,226	1,940
December	2,514	2,104
January	2,647	
February	2,971	
March	3,374	
April	3,541	
May	3,573	
June	3,575	

QUALITY

	Quantity	Base Number	Contract	LHB	Wales
% of FP17s for the same patient ID Re-attending within 3 months - Children	30	503	6.0%	6.8%	10.9%
% of FP17s for the same patient ID Re-attending within 3 months - Adults	100	719	13.9%	13.5%	15.6%
% of FP17s for the same patient ID Re-attending between 3 & 9 months - Children	296	503	58.8%	56.7%	59.6%
% of FP17s for the same patient ID Re-attending between 3 & 9 months - Adults	386	719	53.7%	54.5%	55.6%
% of FP17s for Band 1 Urgent Courses	101	1,140	8.9%	9.0%	8.9%
% of FP17s Relating to Free Repair or Replacements	3	1,140	0.3%	0.7%	0.7%
% of FP17s Relating to Continuations	7	1,140	0.6%	0.6%	0.7%
% of Patients satisfied with the dentistry they have received	7	7	N/A	94.0%	93.3%
% of Patients satisfied with the time they had to wait for an appointment	7	7	N/A	89.3%	88.0%

* This is based on patients treated on this contract for their most recent course of treatment. Figures in italics indicate the base number of FP17s or Patient Questionnaire responses are less than 100. N/A is shown where the base number of responses is less than 10 during the period. % is calculated as Quantity/Base number*100

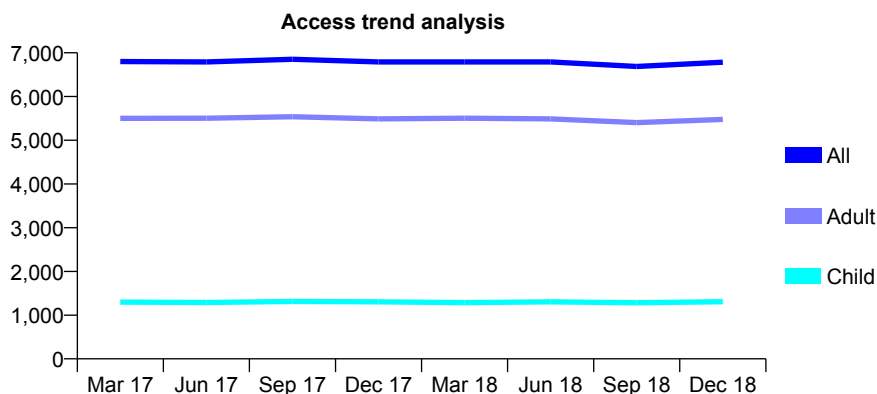
7A5 - Vital Signs At a Glance Contract Report for 121878/0001 - December 2018

Name or company name	Courtland Dental Centre Ltd
Contract type name	GDS Contract
Purpose of contract	General
Contract start date	01/04/2012
Contract end date	

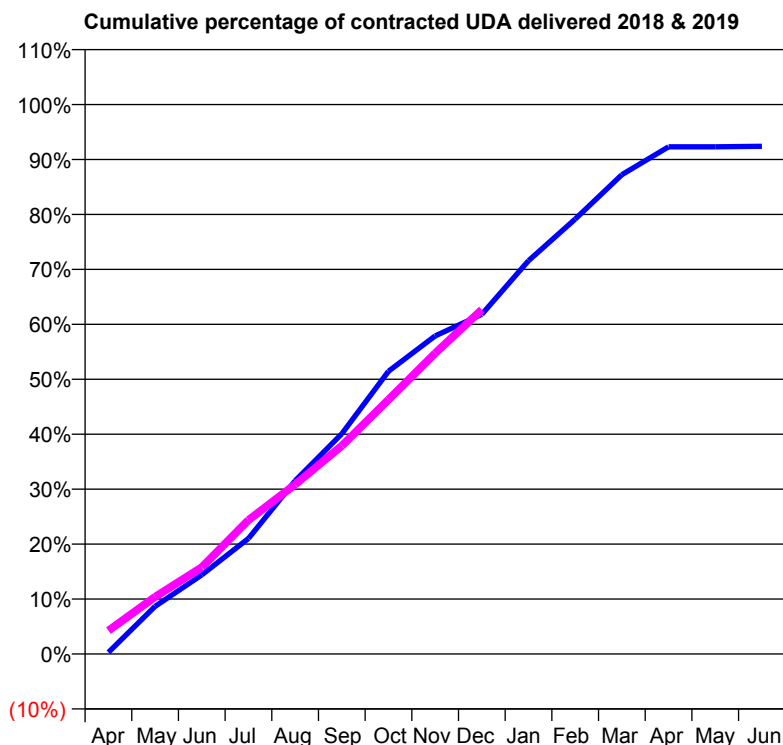
18/19 Contracted general activity (UDA)	22,192
Carry forward general activity (UDA)	0
18/19 Contracted orthodontic activity (UOA)	0
Carry forward orthodontic activity (UOA)	0
Baseline contract value	£675,302.51

ACCESS*

Patients seen in 24 months	Total	Change since previous quarter
Quarter ending December 2017	6,791	
Quarter ending March 2018	6,790	→
Quarter ending June 2018	6,791	→
Quarter ending September 2018	6,686	↓
Quarter ending December 2018	6,784	→
Variance since December 2017	(0.1%)	→



ACTIVITY



Month	Adjusted Scheduled Activity (UDA)	
	2018	2019
April	69	947
May	1,917	2,308
June	3,183	3,501
July	4,647	5,408
August	6,974	6,847
September	8,858	8,410
October	11,373	10,270
November	12,795	12,145
December	13,665	13,909
January	15,825	
February	17,499	
March	19,285	
April	20,402	
May	20,405	
June	20,424	

QUALITY

	Quantity	Base Number	Contract	LHB	Wales
% of FP17s for the same patient ID Re-attending within 3 months - Children	64	1,171	5.5%	6.8%	10.9%
% of FP17s for the same patient ID Re-attending within 3 months - Adults	790	5,915	13.4%	13.5%	15.6%
% of FP17s for the same patient ID Re-attending between 3 & 9 months - Children	547	1,171	46.7%	56.7%	59.6%
% of FP17s for the same patient ID Re-attending between 3 & 9 months - Adults	3,371	5,915	57.0%	54.5%	55.6%
% of FP17s for Band 1 Urgent Courses	585	6,626	8.8%	9.0%	8.9%
% of FP17s Relating to Free Repair or Replacements	34	6,626	0.5%	0.7%	0.7%
% of FP17s Relating to Continuations	56	6,626	0.8%	0.6%	0.7%
% of Patients satisfied with the dentistry they have received	15	16	93.8%	94.0%	93.3%
% of Patients satisfied with the time they had to wait for an appointment	16	16	100.0%	89.3%	88.0%

* This is based on patients treated on this contract for their most recent course of treatment. Figures in italics indicate the base number of FP17s or Patient Questionnaire responses are less than 100. N/A is shown where the base number of responses is less than 10 during the period. % is calculated as Quantity/Base number*100

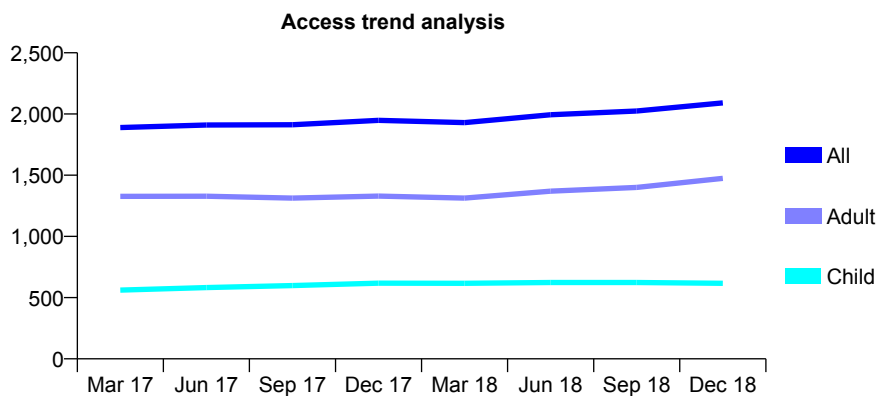
7A5 - Vital Signs At a Glance Contract Report for 132349/0001 - December 2018

Name or company name	Cenniniago Ltd
Contract type name	GDS Contract
Purpose of contract	General
Contract start date	01/08/2013
Contract end date	

18/19 Contracted general activity (UDA)	5,273
Carry forward general activity (UDA)	0
18/19 Contracted orthodontic activity (UOA)	0
Carry forward orthodontic activity (UOA)	0
Baseline contract value	£136,757.06

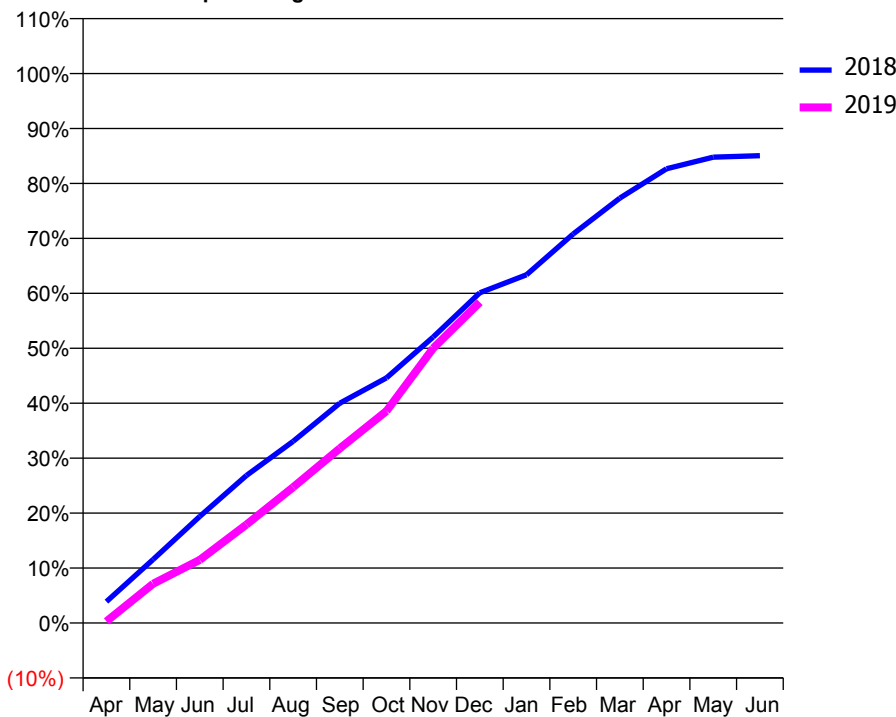
ACCESS*

Patients seen in 24 months	Total	Change since previous quarter
Quarter ending December 2017	1,948	
Quarter ending March 2018	1,930	→
Quarter ending June 2018	1,994	↑
Quarter ending September 2018	2,024	→
Quarter ending December 2018	2,091	↑
Variance since December 2017	7.3%	↑



ACTIVITY

Cumulative percentage of contracted UDA delivered 2018 & 2019



Month	Adjusted Scheduled Activity (UDA)	
	2018	2019
April	206	15
May	609	377
June	1,023	606
July	1,416	944
August	1,744	1,303
September	2,110	1,675
October	2,353	2,034
November	2,745	2,637
December	3,169	3,078
January	3,342	
February	3,734	
March	4,078	
April	4,359	
May	4,470	
June	4,484	

QUALITY

	Quantity	Base Number	Contract	LHB	Wales
% of FP17s for the same patient ID Re-attending within 3 months - Children	22	497	4.4%	6.8%	10.9%
% of FP17s for the same patient ID Re-attending within 3 months - Adults	111	1,099	10.1%	13.5%	15.6%
% of FP17s for the same patient ID Re-attending between 3 & 9 months - Children	202	497	40.6%	56.7%	59.6%
% of FP17s for the same patient ID Re-attending between 3 & 9 months - Adults	329	1,099	29.9%	54.5%	55.6%
% of FP17s for Band 1 Urgent Courses	108	1,408	7.7%	9.0%	8.9%
% of FP17s Relating to Free Repair or Replacements	6	1,408	0.4%	0.7%	0.7%
% of FP17s Relating to Continuations	1	1,408	0.1%	0.6%	0.7%
% of Patients satisfied with the dentistry they have received	12	13	92.3%	94.0%	93.3%
% of Patients satisfied with the time they had to wait for an appointment	11	13	84.6%	89.3%	88.0%

* This is based on patients treated on this contract for their most recent course of treatment. Figures in italics indicate the base number of FP17s or Patient Questionnaire responses are less than 100. N/A is shown where the base number of responses is less than 10 during the period. % is calculated as Quantity/Base number*100

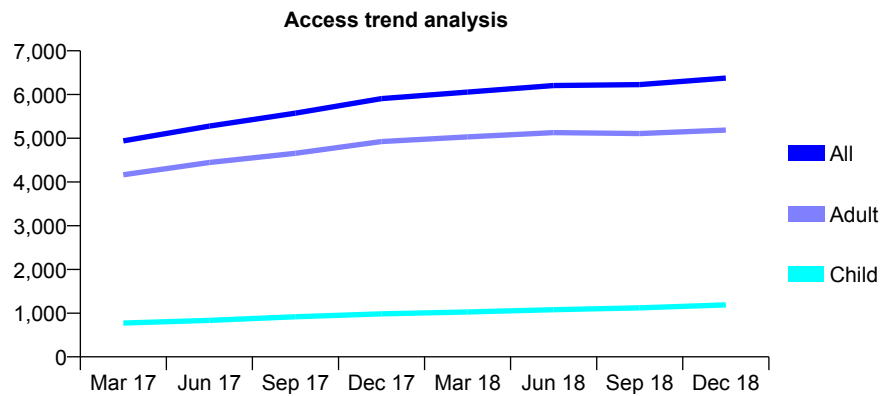
7A5 - Vital Signs At a Glance Contract Report for 134112/0001 - December 2018

Name or company name	R D Davies Ltd
Contract type name	Pilot Contract
Purpose of contract	General
Contract start date	01/04/2009
Contract end date	

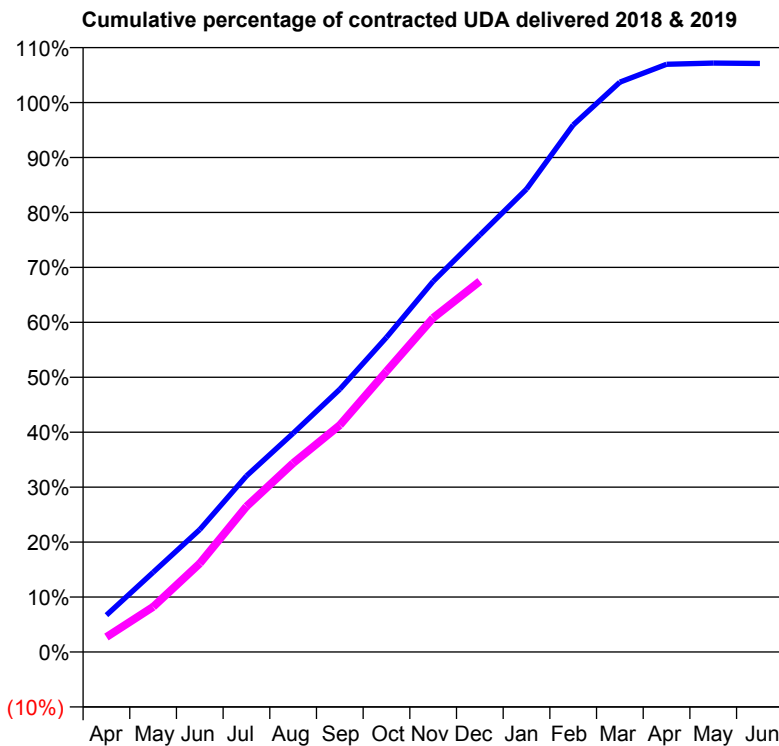
18/19 Contracted general activity (UDA)	21,257
Carry forward general activity (UDA)	0
18/19 Contracted orthodontic activity (UOA)	0
Carry forward orthodontic activity (UOA)	0
Baseline contract value	£621,151.52

ACCESS*

Patients seen in 24 months	Total	Change since previous quarter
Quarter ending December 2017	5,908	
Quarter ending March 2018	6,056	↑
Quarter ending June 2018	6,205	↑
Quarter ending September 2018	6,227	→
Quarter ending December 2018	6,375	↑
Variance since December 2017	7.9%	↑



ACTIVITY



Month	Adjusted Scheduled Activity (UDA)	
	2018	2019
April	1,427	581
May	3,080	1,746
June	4,737	3,428
July	6,810	5,632
August	8,463	7,305
September	10,164	8,776
October	12,171	10,862
November	14,335	12,926
December	16,127	14,341
January	17,908	
February	20,387	
March	22,045	
April	22,735	
May	22,780	
June	22,765	

QUALITY

	Quantity	Base Number	Contract	LHB	Wales
% of FP17s for the same patient ID Re-attending within 3 months - Children	117	1,303	9.0%	6.8%	10.9%
% of FP17s for the same patient ID Re-attending within 3 months - Adults	901	5,315	17.0%	13.5%	15.6%
% of FP17s for the same patient ID Re-attending between 3 & 9 months - Children	720	1,303	55.3%	56.7%	59.6%
% of FP17s for the same patient ID Re-attending between 3 & 9 months - Adults	2,770	5,315	52.1%	54.5%	55.6%
% of FP17s for Band 1 Urgent Courses	620	6,315	9.8%	9.0%	8.9%
% of FP17s Relating to Free Repair or Replacements	38	6,315	0.6%	0.7%	0.7%
% of FP17s Relating to Continuations	48	6,315	0.8%	0.6%	0.7%
% of Patients satisfied with the dentistry they have received	18	19	94.7%	94.0%	93.3%
% of Patients satisfied with the time they had to wait for an appointment	17	19	89.5%	89.3%	88.0%

* This is based on patients treated on this contract for their most recent course of treatment. Figures in italics indicate the base number of FP17s or Patient Questionnaire responses are less than 100. N/A is shown where the base number of responses is less than 10 during the period. % is calculated as Quantity/Base number*100

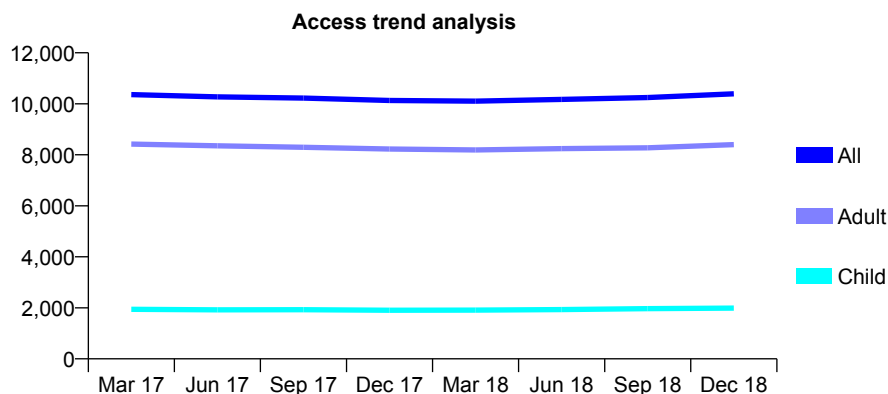
7A5 - Vital Signs At a Glance Contract Report for 142638/0003 - December 2018

Name or company name	The Goodwin Partnership Limited
Contract type name	GDS Contract
Purpose of contract	General
Contract start date	01/04/2009
Contract end date	

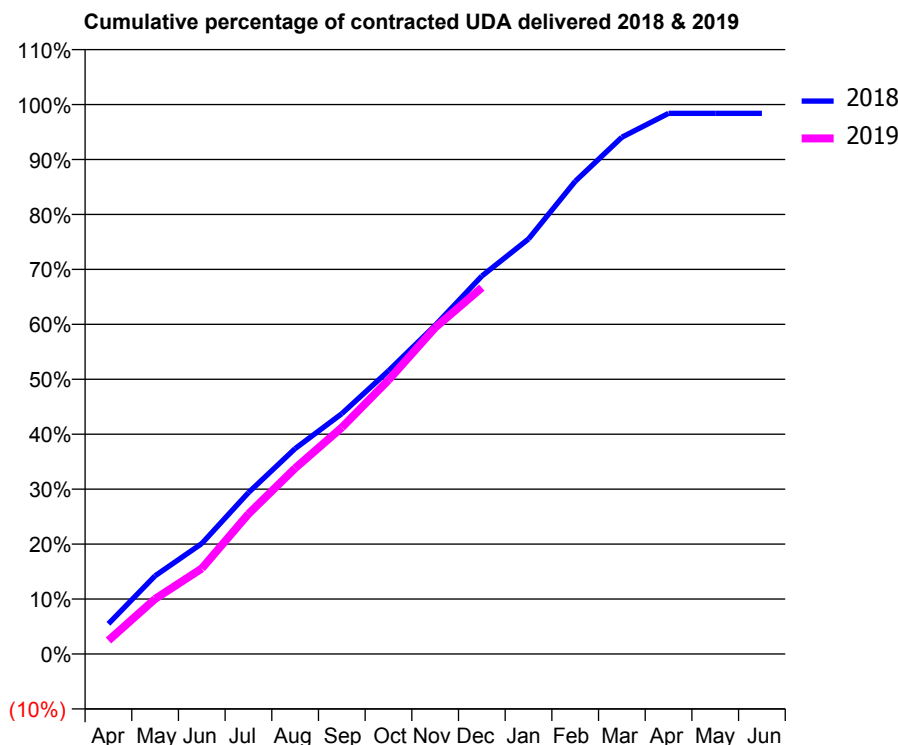
18/19 Contracted general activity (UDA)	31,894
Carry forward general activity (UDA)	515
18/19 Contracted orthodontic activity (UOA)	0
Carry forward orthodontic activity (UOA)	0
Baseline contract value	£794,768.20

ACCESS*

Patients seen in 24 months	Total	Change since previous quarter
Quarter ending December 2017	10,133	
Quarter ending March 2018	10,102	→
Quarter ending June 2018	10,174	→
Quarter ending September 2018	10,245	→
Quarter ending December 2018	10,392	→
Variance since December 2017	2.6%	↑



ACTIVITY



Month	Adjusted Scheduled Activity (UDA)	
	2018	2019
April	1,750	782
May	4,536	3,198
June	6,412	4,968
July	9,365	8,131
August	11,920	10,781
September	13,947	13,149
October	16,436	15,897
November	19,073	18,940
December	21,941	21,267
January	24,091	
February	27,434	
March	29,992	
April	31,379	
May	31,378	
June	31,379	

QUALITY

	Quantity	Base Number	Contract	LHB	Wales
% of FP17s for the same patient ID Re-attending within 3 months - Children	117	2,085	5.6%	6.8%	10.9%
% of FP17s for the same patient ID Re-attending within 3 months - Adults	1,331	9,842	13.5%	13.5%	15.6%
% of FP17s for the same patient ID Re-attending between 3 & 9 months - Children	1,099	2,085	52.7%	56.7%	59.6%
% of FP17s for the same patient ID Re-attending between 3 & 9 months - Adults	5,510	9,842	56.0%	54.5%	55.6%
% of FP17s for Band 1 Urgent Courses	837	11,294	7.4%	9.0%	8.9%
% of FP17s Relating to Free Repair or Replacements	77	11,294	0.7%	0.7%	0.7%
% of FP17s Relating to Continuations	71	11,294	0.6%	0.6%	0.7%
% of Patients satisfied with the dentistry they have received	51	55	92.7%	94.0%	93.3%
% of Patients satisfied with the time they had to wait for an appointment	48	55	87.3%	89.3%	88.0%

* This is based on patients treated on this contract for their most recent course of treatment. Figures in italics indicate the base number of FP17s or Patient Questionnaire responses are less than 100. N/A is shown where the base number of responses is less than 10 during the period. % is calculated as Quantity/Base number*100

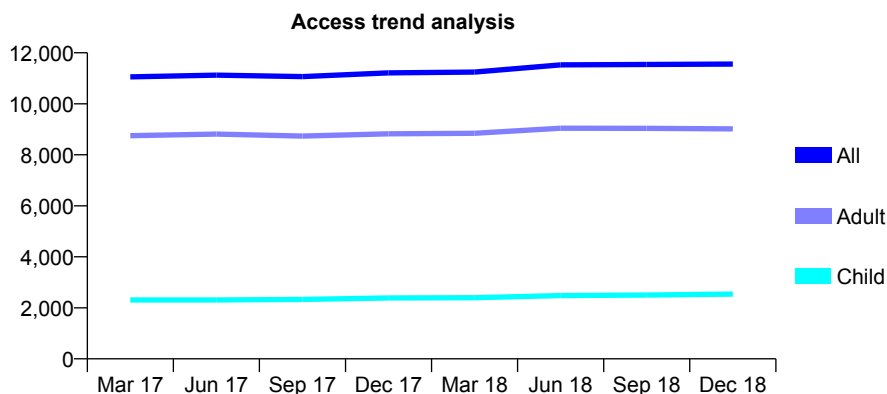
7A5 - Vital Signs At a Glance Contract Report for 158194/0018 - December 2018

Name or company name	Denticare Ltd
Contract type name	GDS Contract
Purpose of contract	General
Contract start date	01/12/2007
Contract end date	

18/19 Contracted general activity (UDA)	40,000
Carry forward general activity (UDA)	0
18/19 Contracted orthodontic activity (UOA)	0
Carry forward orthodontic activity (UOA)	0
Baseline contract value	£996,445.59

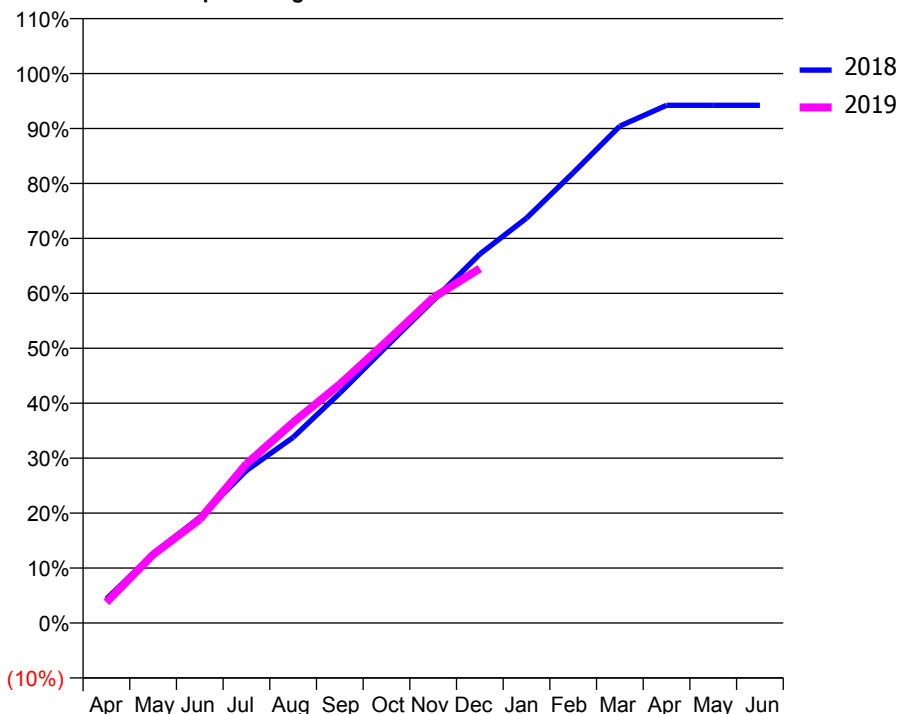
ACCESS*

Patients seen in 24 months	Total	Change since previous quarter
Quarter ending December 2017	11,211	
Quarter ending March 2018	11,242	→
Quarter ending June 2018	11,525	↑
Quarter ending September 2018	11,541	→
Quarter ending December 2018	11,556	→
Variance since December 2017	3.1%	↑



ACTIVITY

Cumulative percentage of contracted UDA delivered 2018 & 2019



Month	Adjusted Scheduled Activity (UDA)	
	2018	2019
April	1,753	1,509
May	5,037	4,988
June	7,694	7,550
July	11,099	11,589
August	13,516	14,603
September	16,741	17,379
October	20,140	20,489
November	23,484	23,676
December	26,850	25,807
January	29,473	
February	32,774	
March	36,175	
April	37,687	
May	37,691	
June	37,690	

QUALITY

	Quantity	Base Number	Contract	LHB	Wales
% of FP17s for the same patient ID Re-attending within 3 months - Children	209	2,928	7.1%	6.8%	10.9%
% of FP17s for the same patient ID Re-attending within 3 months - Adults	1,079	9,739	11.1%	13.5%	15.6%
% of FP17s for the same patient ID Re-attending between 3 & 9 months - Children	1,792	2,928	61.2%	56.7%	59.6%
% of FP17s for the same patient ID Re-attending between 3 & 9 months - Adults	5,899	9,739	60.6%	54.5%	55.6%
% of FP17s for Band 1 Urgent Courses	704	12,133	5.8%	9.0%	8.9%
% of FP17s Relating to Free Repair or Replacements	86	12,133	0.7%	0.7%	0.7%
% of FP17s Relating to Continuations	147	12,133	1.2%	0.6%	0.7%
% of Patients satisfied with the dentistry they have received	37	37	100.0%	94.0%	93.3%
% of Patients satisfied with the time they had to wait for an appointment	33	37	89.2%	89.3%	88.0%

* This is based on patients treated on this contract for their most recent course of treatment. Figures in italics indicate the base number of FP17s or Patient Questionnaire responses are less than 100. N/A is shown where the base number of responses is less than 10 during the period. % is calculated as Quantity/Base number*100

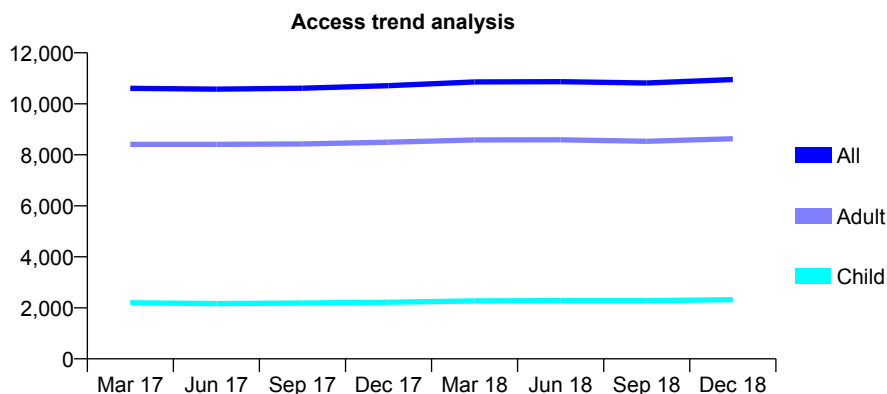
7A5 - Vital Signs At a Glance Contract Report for 178551/0001 - December 2018

Name or company name	Bryant Dental Practice Limited
Contract type name	GDS Contract
Purpose of contract	General
Contract start date	01/04/2008
Contract end date	

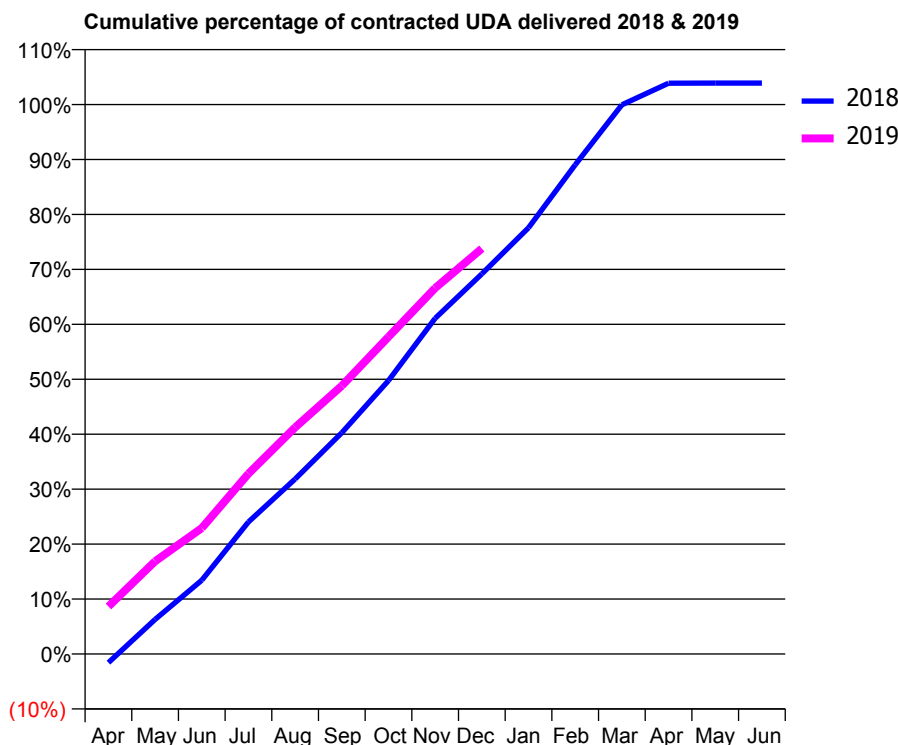
18/19 Contracted general activity (UDA)	36,793
Carry forward general activity (UDA)	-1,438
18/19 Contracted orthodontic activity (UOA)	0
Carry forward orthodontic activity (UOA)	0
Baseline contract value	£869,064.90

ACCESS*

Patients seen in 24 months	Total	Change since previous quarter
Quarter ending December 2017	10,713	
Quarter ending March 2018	10,856	→
Quarter ending June 2018	10,869	→
Quarter ending September 2018	10,814	→
Quarter ending December 2018	10,950	→
Variance since December 2017	2.2%	↑



ACTIVITY



Month	Adjusted Scheduled Activity (UDA)	
	2018	2019
April	-583	3,179
May	2,318	6,207
June	4,938	8,436
July	8,844	12,071
August	11,723	15,171
September	14,819	17,957
October	18,304	21,237
November	22,473	24,501
December	25,453	27,150
January	28,544	
February	32,757	
March	36,770	
April	38,217	
May	38,231	
June	38,231	

QUALITY

	Quantity	Base Number	Contract	LHB	Wales
% of FP17s for the same patient ID Re-attending within 3 months - Children	210	2,290	9.2%	6.8%	10.9%
% of FP17s for the same patient ID Re-attending within 3 months - Adults	1,395	8,539	16.3%	13.5%	15.6%
% of FP17s for the same patient ID Re-attending between 3 & 9 months - Children	1,140	2,290	49.8%	56.7%	59.6%
% of FP17s for the same patient ID Re-attending between 3 & 9 months - Adults	4,475	8,539	52.4%	54.5%	55.6%
% of FP17s for Band 1 Urgent Courses	1,065	10,263	10.4%	9.0%	8.9%
% of FP17s Relating to Free Repair or Replacements	130	10,263	1.3%	0.7%	0.7%
% of FP17s Relating to Continuations	22	10,263	0.2%	0.6%	0.7%
% of Patients satisfied with the dentistry they have received	37	39	94.9%	94.0%	93.3%
% of Patients satisfied with the time they had to wait for an appointment	32	39	82.1%	89.3%	88.0%

* This is based on patients treated on this contract for their most recent course of treatment. Figures in italics indicate the base number of FP17s or Patient Questionnaire responses are less than 100. N/A is shown where the base number of responses is less than 10 during the period. % is calculated as Quantity/Base number*100

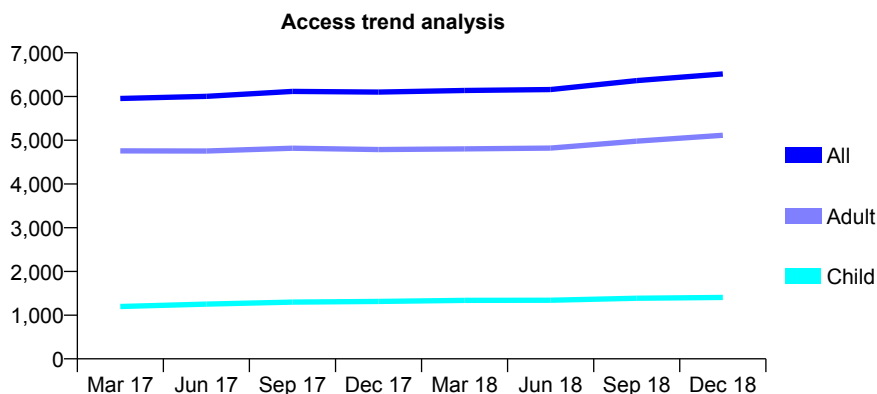
7A5 - Vital Signs At a Glance Contract Report for 178756/0001 - December 2018

Name or company name	N Khan Awal and Associates Ltd
Contract type name	GDS Contract
Purpose of contract	General
Contract start date	01/01/2010
Contract end date	

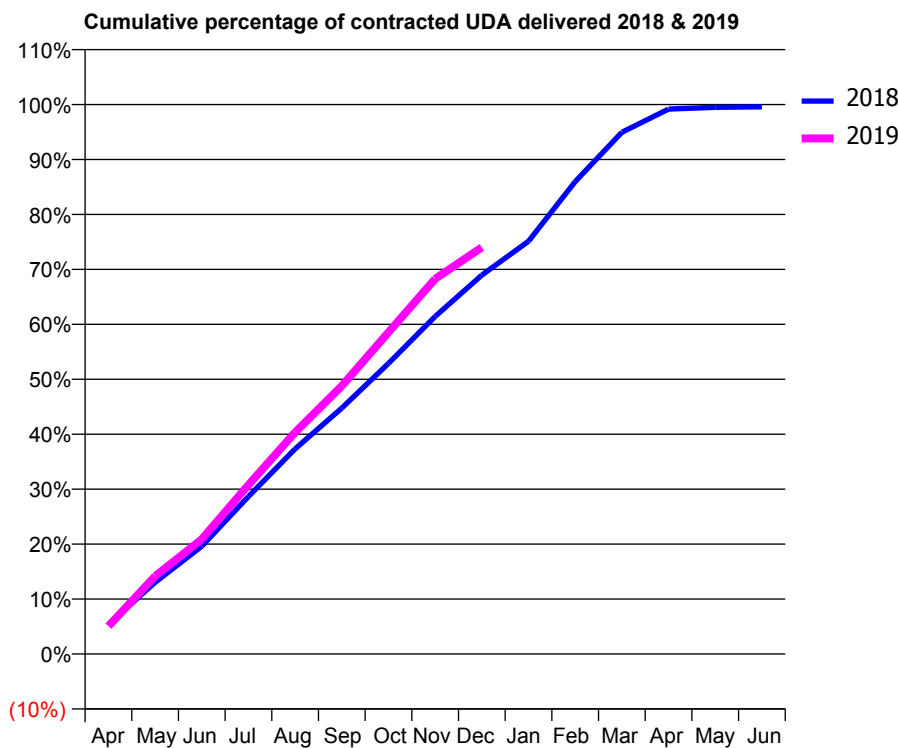
18/19 Contracted general activity (UDA)	20,969
Carry forward general activity (UDA)	-195
18/19 Contracted orthodontic activity (UOA)	0
Carry forward orthodontic activity (UOA)	0
Baseline contract value	£465,061.46

ACCESS*

Patients seen in 24 months	Total	Change since previous quarter
Quarter ending December 2017	6,102	
Quarter ending March 2018	6,139	→
Quarter ending June 2018	6,161	→
Quarter ending September 2018	6,364	↑
Quarter ending December 2018	6,516	↑
Variance since December 2017	6.8%	↑



ACTIVITY



Month	Adjusted Scheduled Activity (UDA)	
	2018	2019
April	1,131	1,061
May	2,736	2,969
June	4,116	4,380
July	6,014	6,456
August	7,829	8,461
September	9,385	10,232
October	11,090	12,275
November	12,880	14,315
December	14,457	15,519
January	15,752	
February	18,024	
March	19,910	
April	20,793	
May	20,860	
June	20,879	

QUALITY

	Quantity	Base Number	Contract	LHB	Wales
% of FP17s for the same patient ID Re-attending within 3 months - Children	84	1,533	5.5%	6.8%	10.9%
% of FP17s for the same patient ID Re-attending within 3 months - Adults	650	5,764	11.3%	13.5%	15.6%
% of FP17s for the same patient ID Re-attending between 3 & 9 months - Children	878	1,533	57.3%	56.7%	59.6%
% of FP17s for the same patient ID Re-attending between 3 & 9 months - Adults	3,437	5,764	59.6%	54.5%	55.6%
% of FP17s for Band 1 Urgent Courses	382	6,899	5.5%	9.0%	8.9%
% of FP17s Relating to Free Repair or Replacements	76	6,899	1.1%	0.7%	0.7%
% of FP17s Relating to Continuations	74	6,899	1.1%	0.6%	0.7%
% of Patients satisfied with the dentistry they have received	17	17	100.0%	94.0%	93.3%
% of Patients satisfied with the time they had to wait for an appointment	17	17	100.0%	89.3%	88.0%

* This is based on patients treated on this contract for their most recent course of treatment. Figures in italics indicate the base number of FP17s or Patient Questionnaire responses are less than 100. N/A is shown where the base number of responses is less than 10 during the period. % is calculated as Quantity/Base number*100

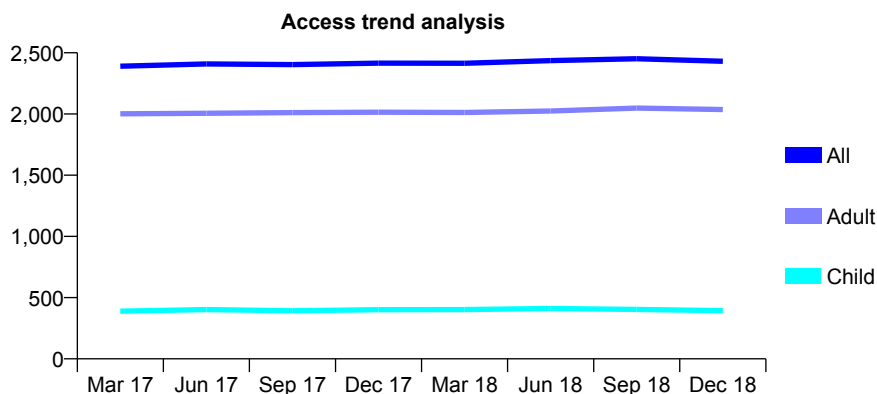
7A5 - Vital Signs At a Glance Contract Report for 180416/0001 - December 2018

Name or company name	Croft Practice Limited
Contract type name	GDS Contract
Purpose of contract	General
Contract start date	01/04/2009
Contract end date	

18/19 Contracted general activity (UDA)	8,558
Carry forward general activity (UDA)	-198
18/19 Contracted orthodontic activity (UOA)	0
Carry forward orthodontic activity (UOA)	0
Baseline contract value	£212,143.65

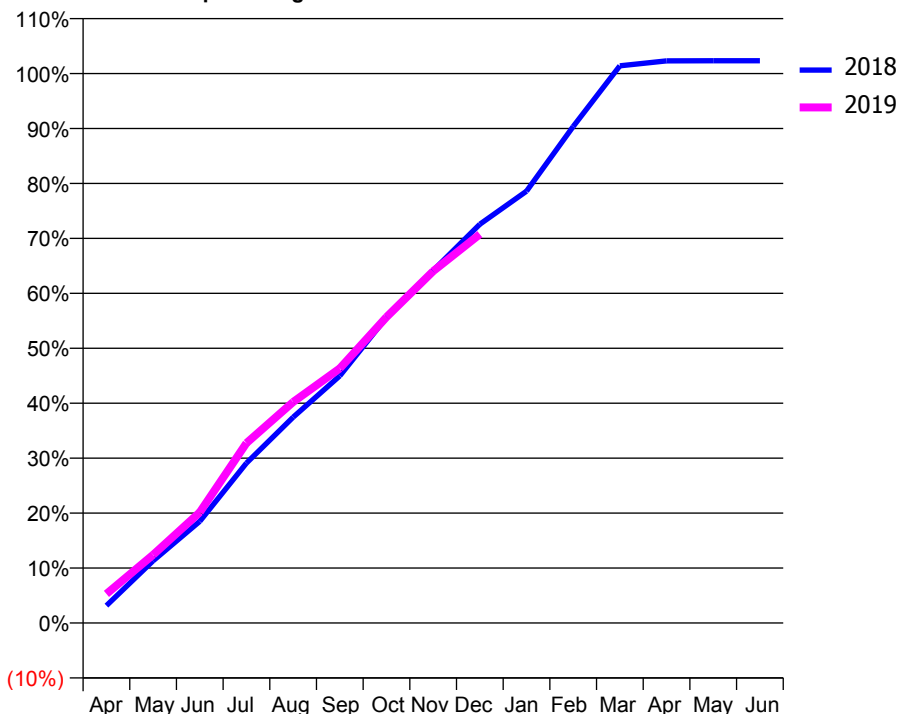
ACCESS*

Patients seen in 24 months	Total	Change since previous quarter
Quarter ending December 2017	2,416	
Quarter ending March 2018	2,415	→
Quarter ending June 2018	2,436	→
Quarter ending September 2018	2,452	→
Quarter ending December 2018	2,431	→
Variance since December 2017	0.6%	→



ACTIVITY

Cumulative percentage of contracted UDA delivered 2018 & 2019



Month	Adjusted Scheduled Activity (UDA)	
	2018	2019
April	270	454
May	969	1,062
June	1,584	1,724
July	2,490	2,803
August	3,206	3,443
September	3,850	3,965
October	4,759	4,766
November	5,489	5,480
December	6,210	6,055
January	6,725	
February	7,733	
March	8,677	
April	8,754	
May	8,757	
June	8,756	

QUALITY

	Quantity	Base Number	Contract	LHB	Wales
% of FP17s for the same patient ID Re-attending within 3 months - Children	11	435	2.5%	6.8%	10.9%
% of FP17s for the same patient ID Re-attending within 3 months - Adults	266	2,481	10.7%	13.5%	15.6%
% of FP17s for the same patient ID Re-attending between 3 & 9 months - Children	283	435	65.1%	56.7%	59.6%
% of FP17s for the same patient ID Re-attending between 3 & 9 months - Adults	1,550	2,481	62.5%	54.5%	55.6%
% of FP17s for Band 1 Urgent Courses	139	2,870	4.8%	9.0%	8.9%
% of FP17s Relating to Free Repair or Replacements	20	2,870	0.7%	0.7%	0.7%
% of FP17s Relating to Continuations	18	2,870	0.6%	0.6%	0.7%
% of Patients satisfied with the dentistry they have received	8	11	72.7%	94.0%	93.3%
% of Patients satisfied with the time they had to wait for an appointment	8	11	72.7%	89.3%	88.0%

* This is based on patients treated on this contract for their most recent course of treatment. Figures in italics indicate the base number of FP17s or Patient Questionnaire responses are less than 100. N/A is shown where the base number of responses is less than 10 during the period. % is calculated as Quantity/Base number*100

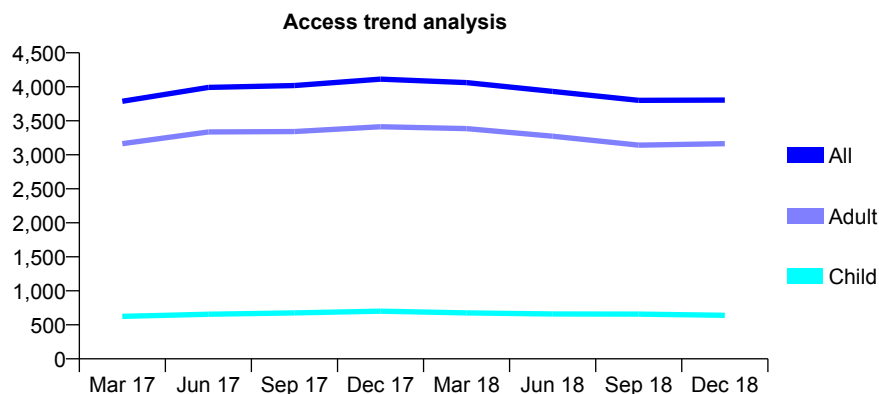
7A5 - Vital Signs At a Glance Contract Report for 181927/0001 - December 2018

Name or company name	Jamshad & Daraie
Contract type name	GDS Contract
Purpose of contract	General
Contract start date	01/07/2015
Contract end date	

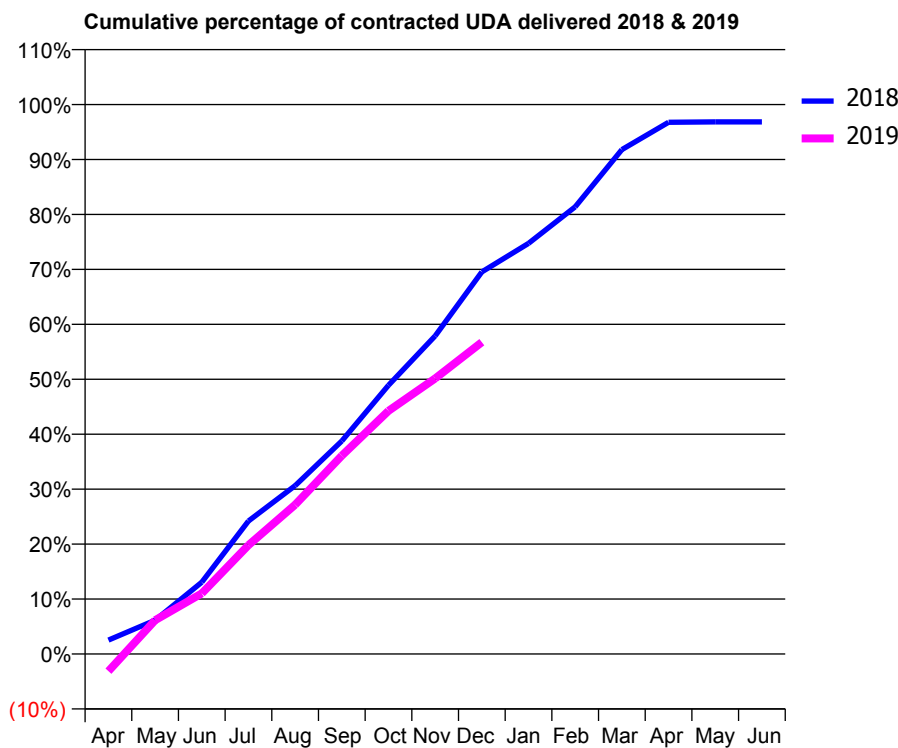
18/19 Contracted general activity (UDA)	12,245
Carry forward general activity (UDA)	386
18/19 Contracted orthodontic activity (UOA)	0
Carry forward orthodontic activity (UOA)	0
Baseline contract value	£321,416.58

ACCESS*

Patients seen in 24 months	Total	Change since previous quarter
Quarter ending December 2017	4,113	
Quarter ending March 2018	4,061	↓
Quarter ending June 2018	3,932	↓
Quarter ending September 2018	3,800	↓
Quarter ending December 2018	3,804	→
Variance since December 2017	(7.5%)	↓



ACTIVITY



Month	Adjusted Scheduled Activity (UDA)	
	2018	2019
April	311	-386
May	752	754
June	1,601	1,351
July	2,965	2,427
August	3,751	3,328
September	4,748	4,421
October	5,988	5,420
November	7,087	6,140
December	8,514	6,948
January	9,150	
February	9,966	
March	11,241	
April	11,850	
May	11,859	
June	11,859	

QUALITY

	Quantity	Base Number	Contract	LHB	Wales
% of FP17s for the same patient ID Re-attending within 3 months - Children	19	568	3.3%	6.8%	10.9%
% of FP17s for the same patient ID Re-attending within 3 months - Adults	169	2,703	6.3%	13.5%	15.6%
% of FP17s for the same patient ID Re-attending between 3 & 9 months - Children	278	568	48.9%	56.7%	59.6%
% of FP17s for the same patient ID Re-attending between 3 & 9 months - Adults	1,583	2,703	58.6%	54.5%	55.6%
% of FP17s for Band 1 Urgent Courses	49	3,081	1.6%	9.0%	8.9%
% of FP17s Relating to Free Repair or Replacements	9	3,081	0.3%	0.7%	0.7%
% of FP17s Relating to Continuations	1	3,081	0.0%	0.6%	0.7%
% of Patients satisfied with the dentistry they have received	9	11	81.8%	94.0%	93.3%
% of Patients satisfied with the time they had to wait for an appointment	9	11	81.8%	89.3%	88.0%

* This is based on patients treated on this contract for their most recent course of treatment. Figures in italics indicate the base number of FP17s or Patient Questionnaire responses are less than 100. N/A is shown where the base number of responses is less than 10 during the period. % is calculated as Quantity/Base number*100

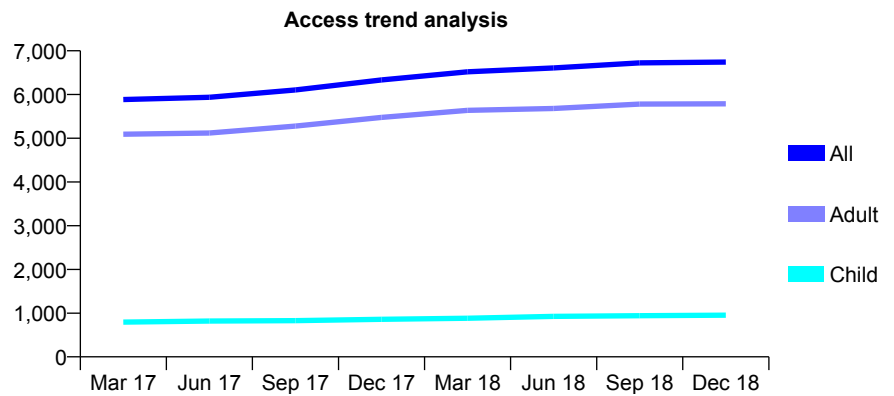
7A5 - Vital Signs At a Glance Contract Report for 197955/0001 - December 2018

Name or company name	United Dental Ltd
Contract type name	GDS Contract
Purpose of contract	General
Contract start date	01/01/2012
Contract end date	

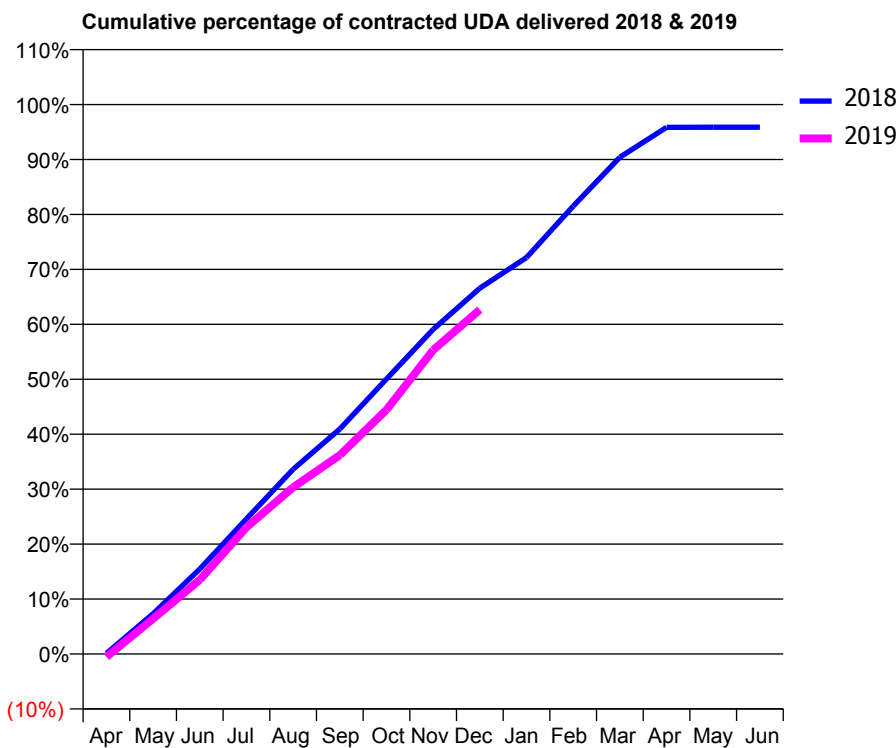
18/19 Contracted general activity (UDA)	21,500
Carry forward general activity (UDA)	886
18/19 Contracted orthodontic activity (UOA)	0
Carry forward orthodontic activity (UOA)	0
Baseline contract value	£529,817.08

ACCESS*

Patients seen in 24 months	Total	Change since previous quarter
Quarter ending December 2017	6,335	
Quarter ending March 2018	6,521	↑
Quarter ending June 2018	6,609	→
Quarter ending September 2018	6,723	→
Quarter ending December 2018	6,743	→
Variance since December 2017	6.4%	↑



ACTIVITY



Month	Adjusted Scheduled Activity (UDA)	
	2018	2019
April	25	-118
May	1,579	1,381
June	3,324	2,906
July	5,290	4,957
August	7,230	6,522
September	8,802	7,781
October	10,762	9,555
November	12,704	11,893
December	14,315	13,474
January	15,515	
February	17,521	
March	19,437	
April	20,608	
May	20,614	
June	20,614	

QUALITY

	Quantity	Base Number	Contract	LHB	Wales
% of FP17s for the same patient ID Re-attending within 3 months - Children	65	1,010	6.4%	6.8%	10.9%
% of FP17s for the same patient ID Re-attending within 3 months - Adults	866	6,074	14.3%	13.5%	15.6%
% of FP17s for the same patient ID Re-attending between 3 & 9 months - Children	584	1,010	57.8%	56.7%	59.6%
% of FP17s for the same patient ID Re-attending between 3 & 9 months - Adults	3,093	6,074	50.9%	54.5%	55.6%
% of FP17s for Band 1 Urgent Courses	653	6,711	9.7%	9.0%	8.9%
% of FP17s Relating to Free Repair or Replacements	63	6,711	0.9%	0.7%	0.7%
% of FP17s Relating to Continuations	65	6,711	1.0%	0.6%	0.7%
% of Patients satisfied with the dentistry they have received	24	24	100.0%	94.0%	93.3%
% of Patients satisfied with the time they had to wait for an appointment	22	24	91.7%	89.3%	88.0%

* This is based on patients treated on this contract for their most recent course of treatment. Figures in italics indicate the base number of FP17s or Patient Questionnaire responses are less than 100. N/A is shown where the base number of responses is less than 10 during the period. % is calculated as Quantity/Base number*100

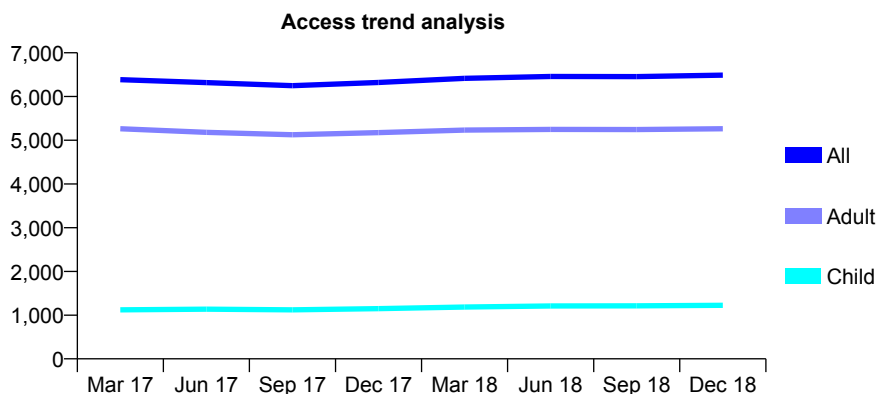
7A5 - Vital Signs At a Glance Contract Report for 197955/0002 - December 2018

Name or company name	United Dental Ltd
Contract type name	GDS Contract
Purpose of contract	General
Contract start date	01/04/2015
Contract end date	

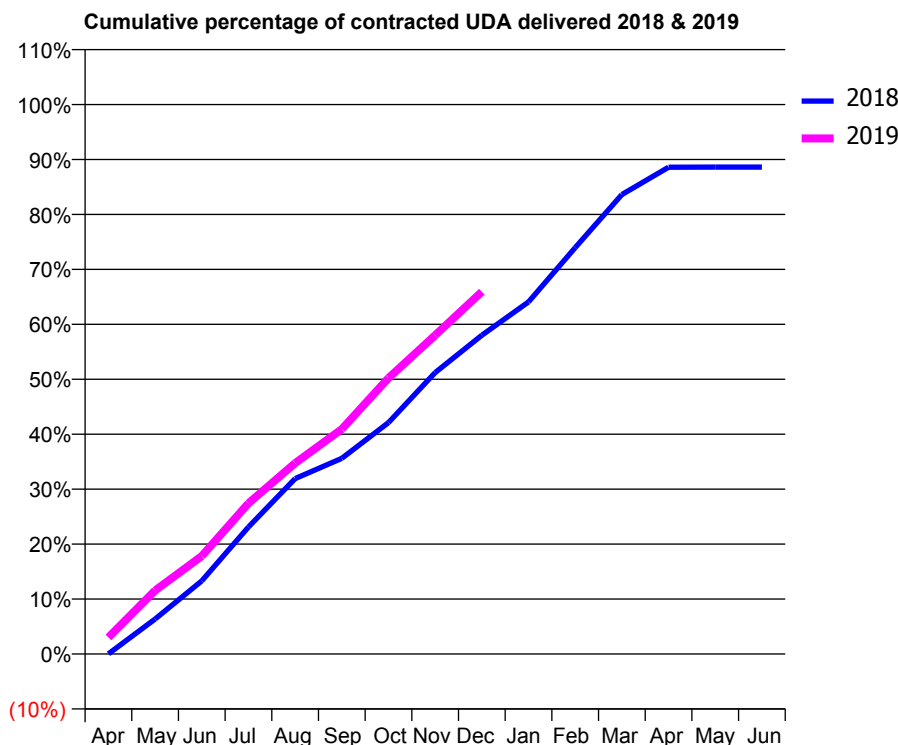
18/19 Contracted general activity (UDA)	21,500
Carry forward general activity (UDA)	0
18/19 Contracted orthodontic activity (UOA)	0
Carry forward orthodontic activity (UOA)	0
Baseline contract value	£529,817.07

ACCESS*

Patients seen in 24 months	Total	Change since previous quarter
Quarter ending December 2017	6,322	
Quarter ending March 2018	6,417	→
Quarter ending June 2018	6,458	→
Quarter ending September 2018	6,457	→
Quarter ending December 2018	6,488	→
Variance since December 2017	2.6%	↑



ACTIVITY



Month	Adjusted Scheduled Activity (UDA)	
	2018	2019
April	10	652
May	1,369	2,486
June	2,862	3,835
July	4,970	5,898
August	6,866	7,468
September	7,656	8,798
October	9,055	10,795
November	11,011	12,471
December	12,472	14,171
January	13,777	
February	15,902	
March	17,976	
April	19,048	
May	19,052	
June	19,052	

QUALITY

	Quantity	Base Number	Contract	LHB	Wales
% of FP17s for the same patient ID Re-attending within 3 months - Children	55	1,425	3.9%	6.8%	10.9%
% of FP17s for the same patient ID Re-attending within 3 months - Adults	574	5,576	10.3%	13.5%	15.6%
% of FP17s for the same patient ID Re-attending between 3 & 9 months - Children	999	1,425	70.1%	56.7%	59.6%
% of FP17s for the same patient ID Re-attending between 3 & 9 months - Adults	3,132	5,576	56.2%	54.5%	55.6%
% of FP17s for Band 1 Urgent Courses	417	6,645	6.3%	9.0%	8.9%
% of FP17s Relating to Free Repair or Replacements	37	6,645	0.6%	0.7%	0.7%
% of FP17s Relating to Continuations	27	6,645	0.4%	0.6%	0.7%
% of Patients satisfied with the dentistry they have received	30	33	90.9%	94.0%	93.3%
% of Patients satisfied with the time they had to wait for an appointment	32	33	97.0%	89.3%	88.0%

* This is based on patients treated on this contract for their most recent course of treatment. Figures in italics indicate the base number of FP17s or Patient Questionnaire responses are less than 100. N/A is shown where the base number of responses is less than 10 during the period. % is calculated as Quantity/Base number*100

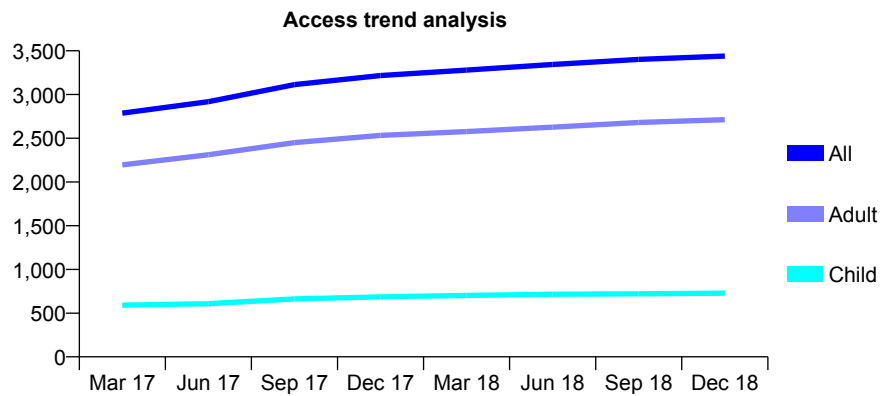
7A5 - Vital Signs At a Glance Contract Report for 199915/0001 - December 2018

Name or company name	IDH 441 to 444 Ltd
Contract type name	GDS Contract
Purpose of contract	General
Contract start date	04/04/2008
Contract end date	

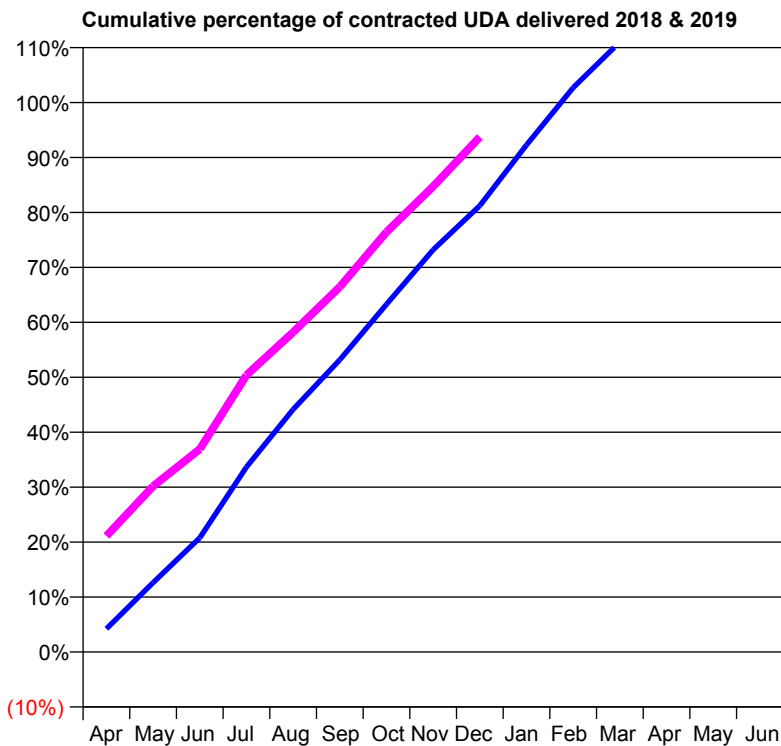
18/19 Contracted general activity (UDA)	7,333
Carry forward general activity (UDA)	-1,168
18/19 Contracted orthodontic activity (UOA)	0
Carry forward orthodontic activity (UOA)	0
Baseline contract value	£203,176.22

ACCESS*

Patients seen in 24 months	Total	Change since previous quarter
Quarter ending December 2017	3,217	
Quarter ending March 2018	3,280	→
Quarter ending June 2018	3,343	→
Quarter ending September 2018	3,401	→
Quarter ending December 2018	3,440	→
Variance since December 2017	6.9%	↑



ACTIVITY



Month	Adjusted Scheduled Activity (UDA)	
	2018	2019
April	310	1,549
May	926	2,212
June	1,525	2,707
July	2,469	3,696
August	3,238	4,268
September	3,900	4,873
October	4,640	5,605
November	5,367	6,213
December	5,956	6,873
January	6,766	
February	7,531	
March	8,141	
April	8,501	
May	8,501	
June	8,501	

QUALITY

	Quantity	Base Number	Contract	LHB	Wales
% of FP17s for the same patient ID Re-attending within 3 months - Children	14	605	2.3%	6.8%	10.9%
% of FP17s for the same patient ID Re-attending within 3 months - Adults	135	2,106	6.4%	13.5%	15.6%
% of FP17s for the same patient ID Re-attending between 3 & 9 months - Children	284	605	46.9%	56.7%	59.6%
% of FP17s for the same patient ID Re-attending between 3 & 9 months - Adults	973	2,106	46.2%	54.5%	55.6%
% of FP17s for Band 1 Urgent Courses	112	2,560	4.4%	9.0%	8.9%
% of FP17s Relating to Free Repair or Replacements	9	2,560	0.4%	0.7%	0.7%
% of FP17s Relating to Continuations	9	2,560	0.4%	0.6%	0.7%
% of Patients satisfied with the dentistry they have received	4	6	N/A	94.0%	93.3%
% of Patients satisfied with the time they had to wait for an appointment	4	6	N/A	89.3%	88.0%

* This is based on patients treated on this contract for their most recent course of treatment. Figures in italics indicate the base number of FP17s or Patient Questionnaire responses are less than 100. N/A is shown where the base number of responses is less than 10 during the period. % is calculated as Quantity/Base number*100

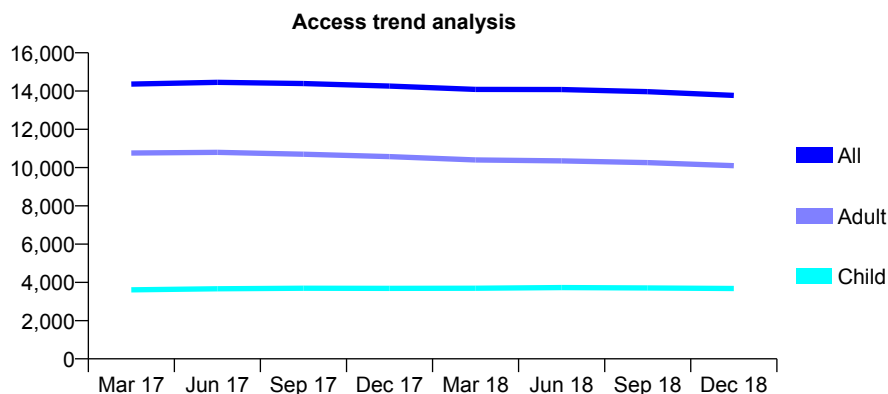
7A5 - Vital Signs At a Glance Contract Report for 199915/0002 - December 2018

Name or company name	IDH 441 to 444 Ltd
Contract type name	GDS Contract
Purpose of contract	General
Contract start date	04/04/2008
Contract end date	

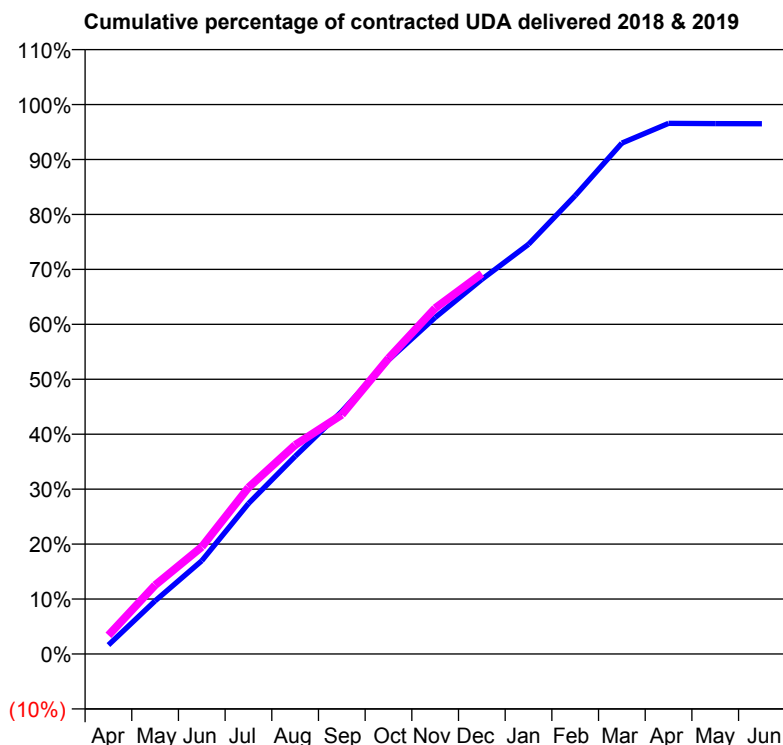
18/19 Contracted general activity (UDA)	32,667
Carry forward general activity (UDA)	-27
18/19 Contracted orthodontic activity (UOA)	0
Carry forward orthodontic activity (UOA)	0
Baseline contract value	£789,098.05

ACCESS*

Patients seen in 24 months	Total	Change since previous quarter
Quarter ending December 2017	14,258	
Quarter ending March 2018	14,086	↓
Quarter ending June 2018	14,076	→
Quarter ending September 2018	13,965	→
Quarter ending December 2018	13,775	↓
Variance since December 2017	(3.4%)	↓



ACTIVITY



Month	Adjusted Scheduled Activity (UDA)	
	2018	2019
April	538	1,117
May	3,160	4,096
June	5,541	6,372
July	8,944	9,896
August	11,750	12,424
September	14,422	14,227
October	17,473	17,579
November	20,008	20,563
December	22,269	22,610
January	24,353	
February	27,253	
March	30,376	
April	31,543	
May	31,527	
June	31,526	

QUALITY

	Quantity	Base Number	Contract	LHB	Wales
% of FP17s for the same patient ID Re-attending within 3 months - Children	102	3,389	3.0%	6.8%	10.9%
% of FP17s for the same patient ID Re-attending within 3 months - Adults	569	8,557	6.6%	13.5%	15.6%
% of FP17s for the same patient ID Re-attending between 3 & 9 months - Children	1,700	3,389	50.2%	56.7%	59.6%
% of FP17s for the same patient ID Re-attending between 3 & 9 months - Adults	3,684	8,557	43.1%	54.5%	55.6%
% of FP17s for Band 1 Urgent Courses	509	11,437	4.5%	9.0%	8.9%
% of FP17s Relating to Free Repair or Replacements	55	11,437	0.5%	0.7%	0.7%
% of FP17s Relating to Continuations	47	11,437	0.4%	0.6%	0.7%
% of Patients satisfied with the dentistry they have received	25	26	96.2%	94.0%	93.3%
% of Patients satisfied with the time they had to wait for an appointment	21	26	80.8%	89.3%	88.0%

* This is based on patients treated on this contract for their most recent course of treatment. Figures in italics indicate the base number of FP17s or Patient Questionnaire responses are less than 100. N/A is shown where the base number of responses is less than 10 during the period. % is calculated as Quantity/Base number*100

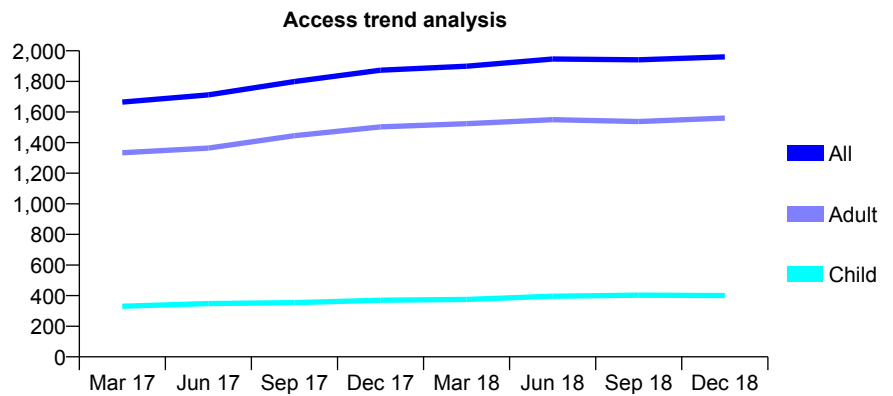
7A5 - Vital Signs At a Glance Contract Report for 239186/0001 - December 2018

Name or company name	MR NA WILSON
Contract type name	GDS Contract
Purpose of contract	General
Contract start date	01/04/2006
Contract end date	

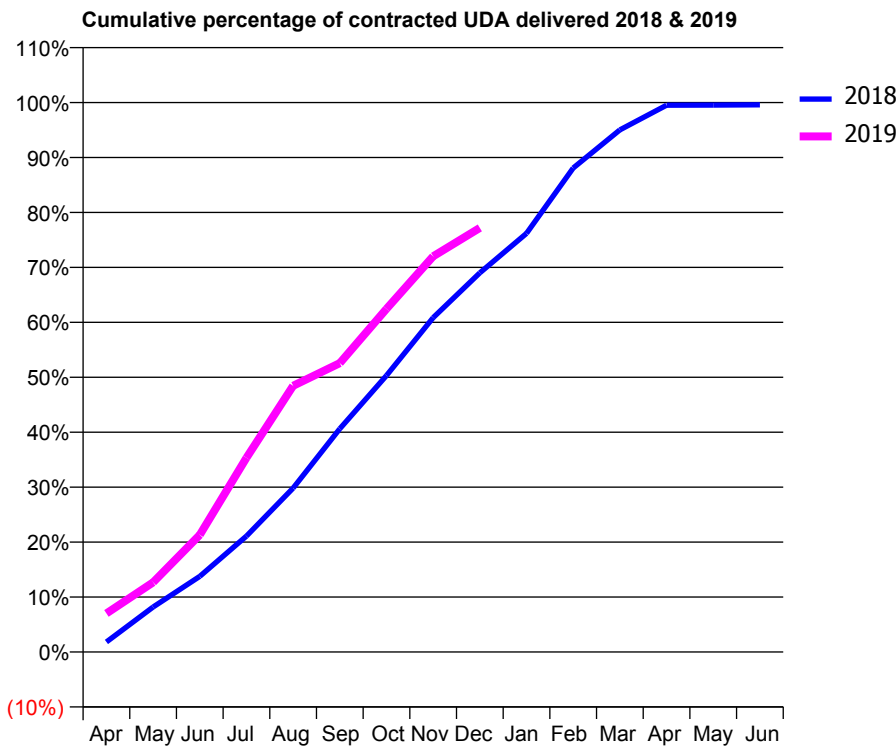
18/19 Contracted general activity (UDA)	6,200
Carry forward general activity (UDA)	26
18/19 Contracted orthodontic activity (UOA)	0
Carry forward orthodontic activity (UOA)	0
Baseline contract value	£113,936.47

ACCESS*

Patients seen in 24 months	Total	Change since previous quarter
Quarter ending December 2017	1,873	
Quarter ending March 2018	1,899	→
Quarter ending June 2018	1,946	↑
Quarter ending September 2018	1,941	→
Quarter ending December 2018	1,960	→
Variance since December 2017	4.6%	↑



ACTIVITY



Month	Adjusted Scheduled Activity (UDA)	
	2018	2019
April	113	435
May	507	786
June	854	1,321
July	1,309	2,191
August	1,850	3,003
September	2,519	3,259
October	3,120	3,872
November	3,772	4,464
December	4,278	4,785
January	4,724	
February	5,461	
March	5,891	
April	6,169	
May	6,171	
June	6,174	

QUALITY

	Quantity	Base Number	Contract	LHB	Wales
% of FP17s for the same patient ID Re-attending within 3 months - Children	50	470	10.6%	6.8%	10.9%
% of FP17s for the same patient ID Re-attending within 3 months - Adults	391	1,695	23.1%	13.5%	15.6%
% of FP17s for the same patient ID Re-attending between 3 & 9 months - Children	268	470	57.0%	56.7%	59.6%
% of FP17s for the same patient ID Re-attending between 3 & 9 months - Adults	823	1,695	48.6%	54.5%	55.6%
% of FP17s for Band 1 Urgent Courses	332	2,073	16.0%	9.0%	8.9%
% of FP17s Relating to Free Repair or Replacements	14	2,073	0.7%	0.7%	0.7%
% of FP17s Relating to Continuations	2	2,073	0.1%	0.6%	0.7%
% of Patients satisfied with the dentistry they have received	2	2	N/A	94.0%	93.3%
% of Patients satisfied with the time they had to wait for an appointment	2	2	N/A	89.3%	88.0%

* This is based on patients treated on this contract for their most recent course of treatment. Figures in italics indicate the base number of FP17s or Patient Questionnaire responses are less than 100. N/A is shown where the base number of responses is less than 10 during the period. % is calculated as Quantity/Base number*100

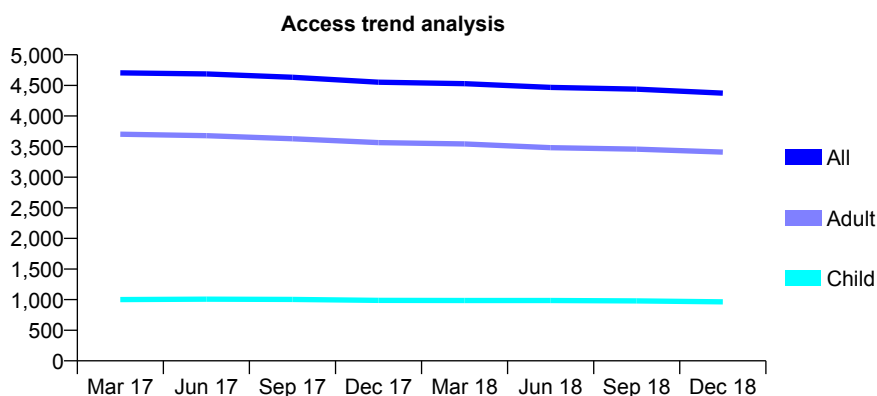
7A5 - Vital Signs At a Glance Contract Report for 245682/0001 - December 2018

Name or company name	MR M NEWLAND
Contract type name	GDS Contract
Purpose of contract	General
Contract start date	01/11/2008
Contract end date	

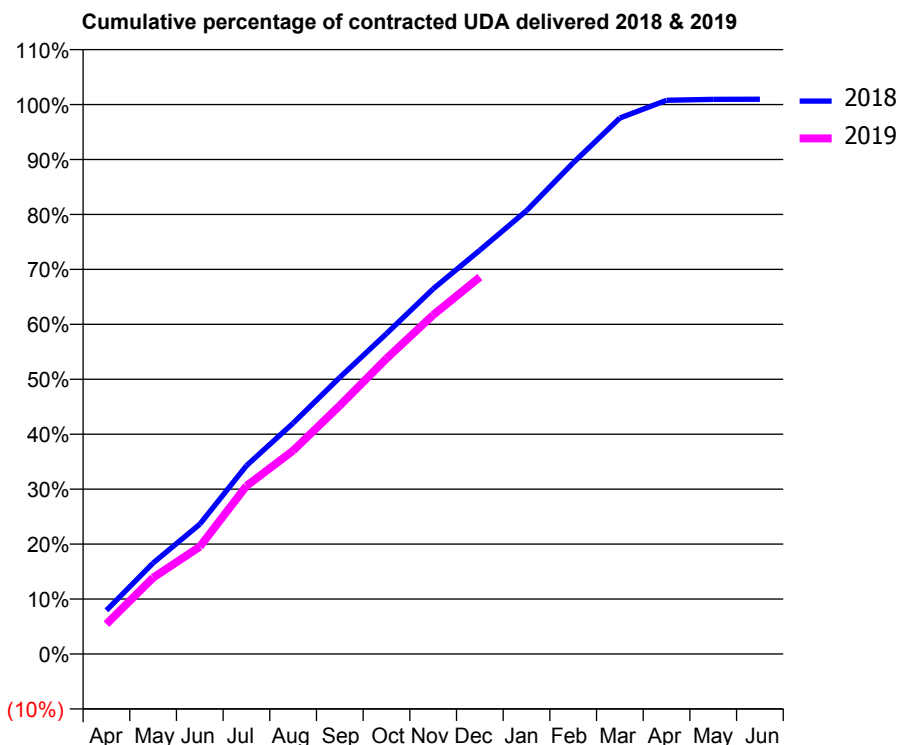
18/19 Contracted general activity (UDA)	12,425
Carry forward general activity (UDA)	-120
18/19 Contracted orthodontic activity (UOA)	0
Carry forward orthodontic activity (UOA)	0
Baseline contract value	£309,186.98

ACCESS*

Patients seen in 24 months	Total	Change since previous quarter
Quarter ending December 2017	4,553	
Quarter ending March 2018	4,528	→
Quarter ending June 2018	4,468	↓
Quarter ending September 2018	4,438	→
Quarter ending December 2018	4,374	↓
Variance since December 2017	(3.9%)	↓



ACTIVITY



Month	Adjusted Scheduled Activity (UDA)	
	2018	2019
April	988	675
May	2,059	1,725
June	2,934	2,424
July	4,258	3,802
August	5,221	4,599
September	6,255	5,618
October	7,243	6,681
November	8,257	7,665
December	9,130	8,522
January	10,024	
February	11,106	
March	12,120	
April	12,521	
May	12,542	
June	12,545	

QUALITY

	Quantity	Base Number	Contract	LHB	Wales
% of FP17s for the same patient ID Re-attending within 3 months - Children	49	1,098	4.5%	6.8%	10.9%
% of FP17s for the same patient ID Re-attending within 3 months - Adults	329	3,638	9.0%	13.5%	15.6%
% of FP17s for the same patient ID Re-attending between 3 & 9 months - Children	699	1,098	63.7%	56.7%	59.6%
% of FP17s for the same patient ID Re-attending between 3 & 9 months - Adults	1,837	3,638	50.5%	54.5%	55.6%
% of FP17s for Band 1 Urgent Courses	286	4,547	6.3%	9.0%	8.9%
% of FP17s Relating to Free Repair or Replacements	26	4,547	0.6%	0.7%	0.7%
% of FP17s Relating to Continuations	18	4,547	0.4%	0.6%	0.7%
% of Patients satisfied with the dentistry they have received	18	19	94.7%	94.0%	93.3%
% of Patients satisfied with the time they had to wait for an appointment	19	19	100.0%	89.3%	88.0%

* This is based on patients treated on this contract for their most recent course of treatment. Figures in italics indicate the base number of FP17s or Patient Questionnaire responses are less than 100. N/A is shown where the base number of responses is less than 10 during the period. % is calculated as Quantity/Base number*100

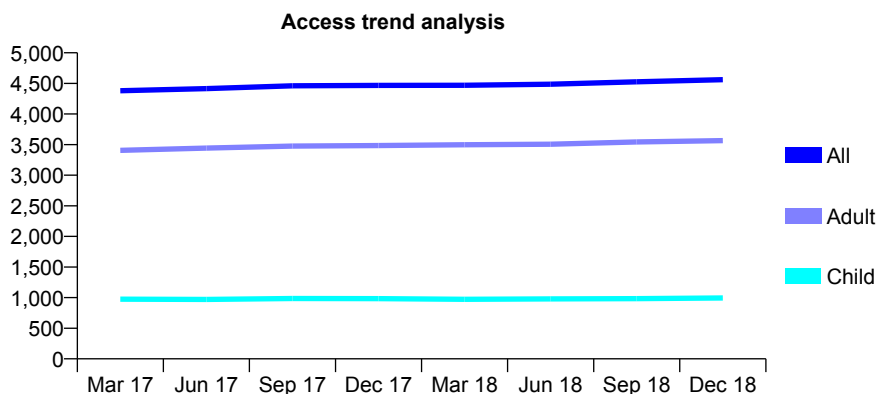
7A5 - Vital Signs At a Glance Contract Report for 324035/0001 - December 2018

Name or company name	PS John & C John
Contract type name	GDS Contract
Purpose of contract	General and Orthodontic
Contract start date	01/04/2006
Contract end date	

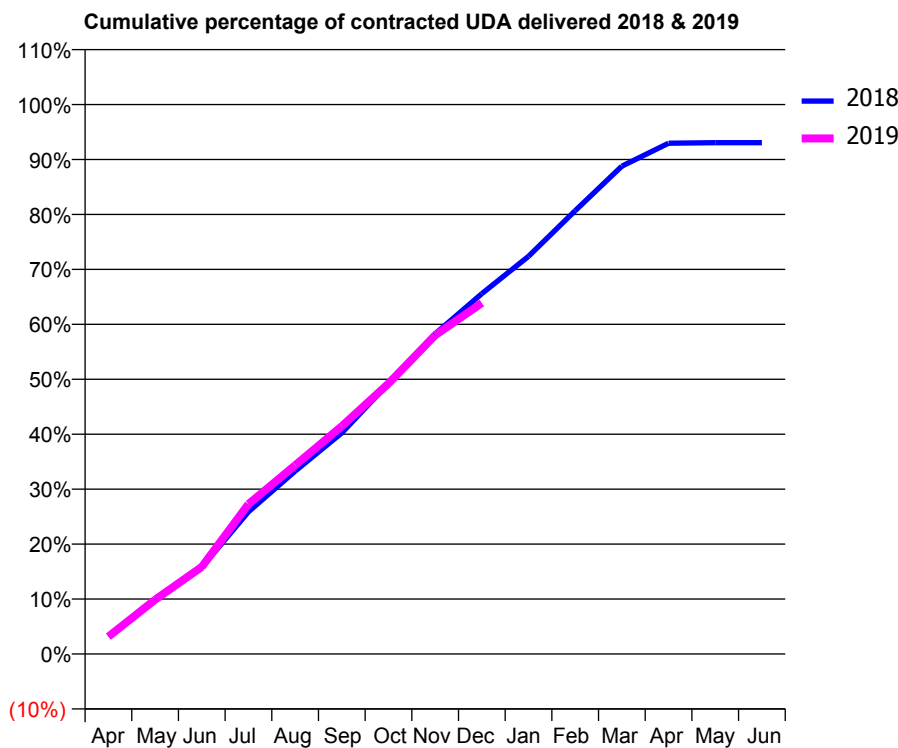
18/19 Contracted general activity (UDA)	15,844
Carry forward general activity (UDA)	172
18/19 Contracted orthodontic activity (UOA)	447
Carry forward orthodontic activity (UOA)	0
Baseline contract value	£393,357.35

ACCESS*

Patients seen in 24 months	Total	Change since previous quarter
Quarter ending December 2017	4,467	
Quarter ending March 2018	4,469	→
Quarter ending June 2018	4,487	→
Quarter ending September 2018	4,526	→
Quarter ending December 2018	4,560	→
Variance since December 2017	2.1%	↑



ACTIVITY



Month	Adjusted Scheduled Activity (UDA)	
	2018	2019
April	510	503
May	1,550	1,568
June	2,498	2,514
July	4,102	4,325
August	5,273	5,442
September	6,376	6,567
October	7,799	7,798
November	9,234	9,191
December	10,392	10,122
January	11,466	
February	12,783	
March	14,065	
April	14,729	
May	14,744	
June	14,745	

QUALITY

	Quantity	Base Number	Contract	LHB	Wales
% of FP17s for the same patient ID Re-attending within 3 months - Children	93	1,217	7.6%	6.8%	10.9%
% of FP17s for the same patient ID Re-attending within 3 months - Adults	503	4,678	10.8%	13.5%	15.6%
% of FP17s for the same patient ID Re-attending between 3 & 9 months - Children	852	1,217	70.0%	56.7%	59.6%
% of FP17s for the same patient ID Re-attending between 3 & 9 months - Adults	3,471	4,678	74.2%	54.5%	55.6%
% of FP17s for Band 1 Urgent Courses	405	5,583	7.3%	9.0%	8.9%
% of FP17s Relating to Free Repair or Replacements	0	5,583	0.0%	0.7%	0.7%
% of FP17s Relating to Continuations	31	5,583	0.6%	0.6%	0.7%
% of Patients satisfied with the dentistry they have received	18	19	94.7%	94.0%	93.3%
% of Patients satisfied with the time they had to wait for an appointment	18	19	94.7%	89.3%	88.0%

* This is based on patients treated on this contract for their most recent course of treatment. Figures in italics indicate the base number of FP17s or Patient Questionnaire responses are less than 100. N/A is shown where the base number of responses is less than 10 during the period. % is calculated as Quantity/Base number*100

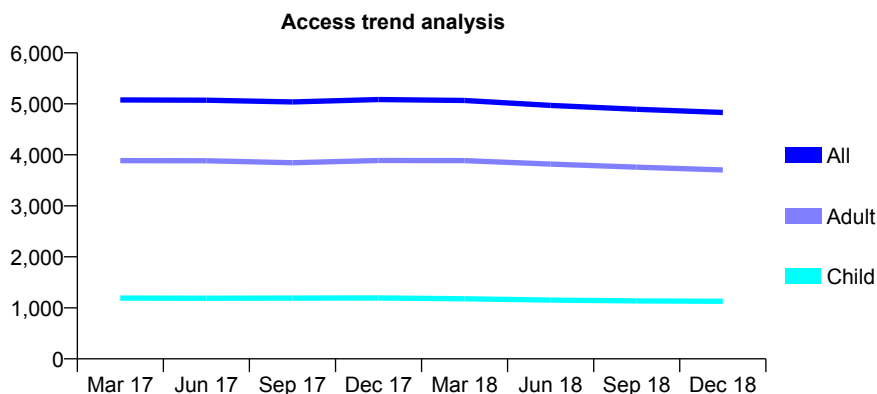
7A5 - Vital Signs At a Glance Contract Report for 324590/0001 - December 2018

Name or company name	MRS JM GRIFFITHS
Contract type name	Pilot Contract
Purpose of contract	General
Contract start date	01/04/2006
Contract end date	

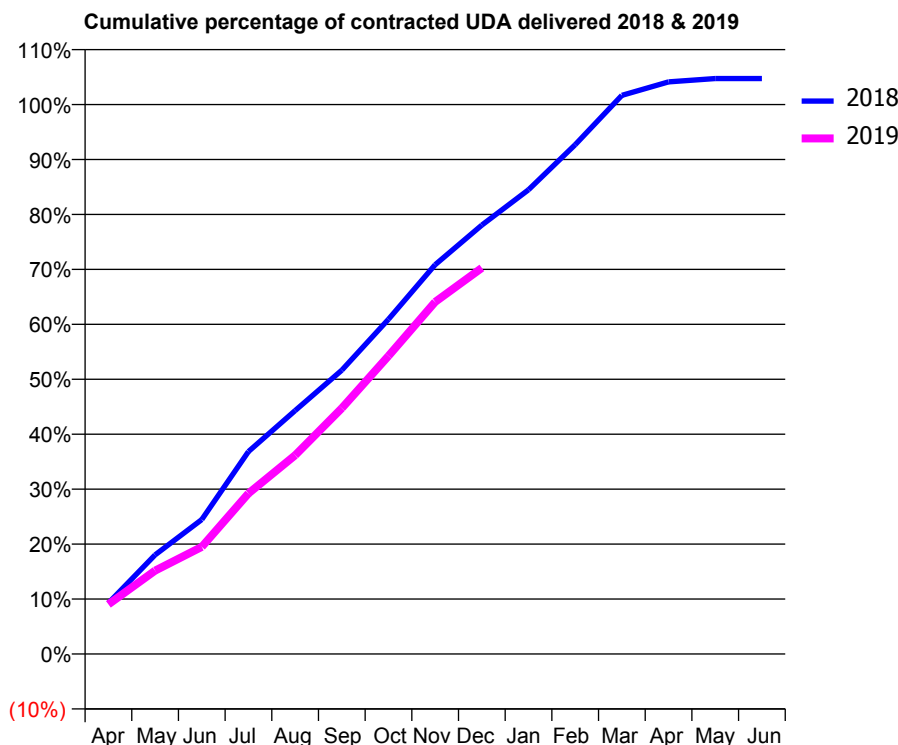
18/19 Contracted general activity (UDA)	13,388
Carry forward general activity (UDA)	-632
18/19 Contracted orthodontic activity (UOA)	0
Carry forward orthodontic activity (UOA)	0
Baseline contract value	£382,279.56

ACCESS*

Patients seen in 24 months	Total	Change since previous quarter
Quarter ending December 2017	5,083	
Quarter ending March 2018	5,065	→
Quarter ending June 2018	4,969	↓
Quarter ending September 2018	4,892	↓
Quarter ending December 2018	4,831	↓
Variance since December 2017	(5.0%)	↓



ACTIVITY



Month	Adjusted Scheduled Activity (UDA)	
	2018	2019
April	1,243	1,212
May	2,414	2,033
June	3,278	2,611
July	4,932	3,914
August	5,929	4,843
September	6,915	5,989
October	8,155	7,262
November	9,484	8,580
December	10,451	9,406
January	11,312	
February	12,408	
March	13,612	
April	13,940	
May	14,020	
June	14,020	

QUALITY

	Quantity	Base Number	Contract	LHB	Wales
% of FP17s for the same patient ID Re-attending within 3 months - Children	61	1,009	6.0%	6.8%	10.9%
% of FP17s for the same patient ID Re-attending within 3 months - Adults	423	3,489	12.1%	13.5%	15.6%
% of FP17s for the same patient ID Re-attending between 3 & 9 months - Children	498	1,009	49.4%	56.7%	59.6%
% of FP17s for the same patient ID Re-attending between 3 & 9 months - Adults	1,958	3,489	56.1%	54.5%	55.6%
% of FP17s for Band 1 Urgent Courses	375	4,264	8.8%	9.0%	8.9%
% of FP17s Relating to Free Repair or Replacements	18	4,264	0.4%	0.7%	0.7%
% of FP17s Relating to Continuations	21	4,264	0.5%	0.6%	0.7%
% of Patients satisfied with the dentistry they have received	11	12	91.7%	94.0%	93.3%
% of Patients satisfied with the time they had to wait for an appointment	11	12	91.7%	89.3%	88.0%

* This is based on patients treated on this contract for their most recent course of treatment. Figures in italics indicate the base number of FP17s or Patient Questionnaire responses are less than 100. N/A is shown where the base number of responses is less than 10 during the period. % is calculated as Quantity/Base number*100

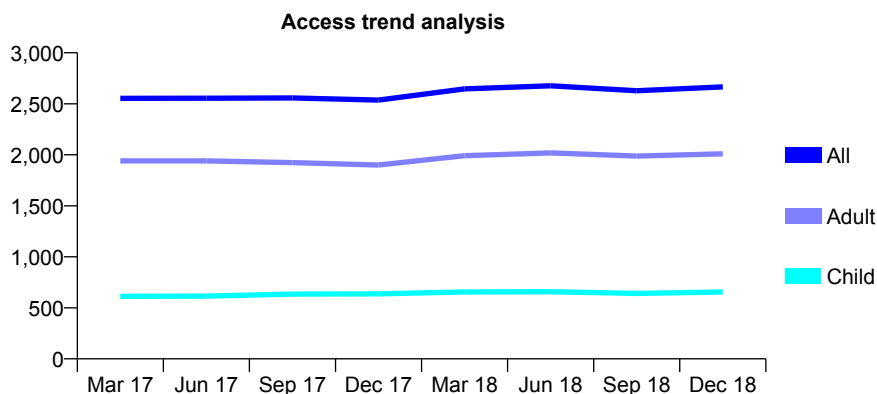
7A5 - Vital Signs At a Glance Contract Report for 377023/0001 - December 2018

Name or company name	MISS CL DAVIES
Contract type name	GDS Contract
Purpose of contract	General
Contract start date	01/04/2015
Contract end date	

18/19 Contracted general activity (UDA)	8,074
Carry forward general activity (UDA)	0
18/19 Contracted orthodontic activity (UOA)	0
Carry forward orthodontic activity (UOA)	0
Baseline contract value	£184,591.59

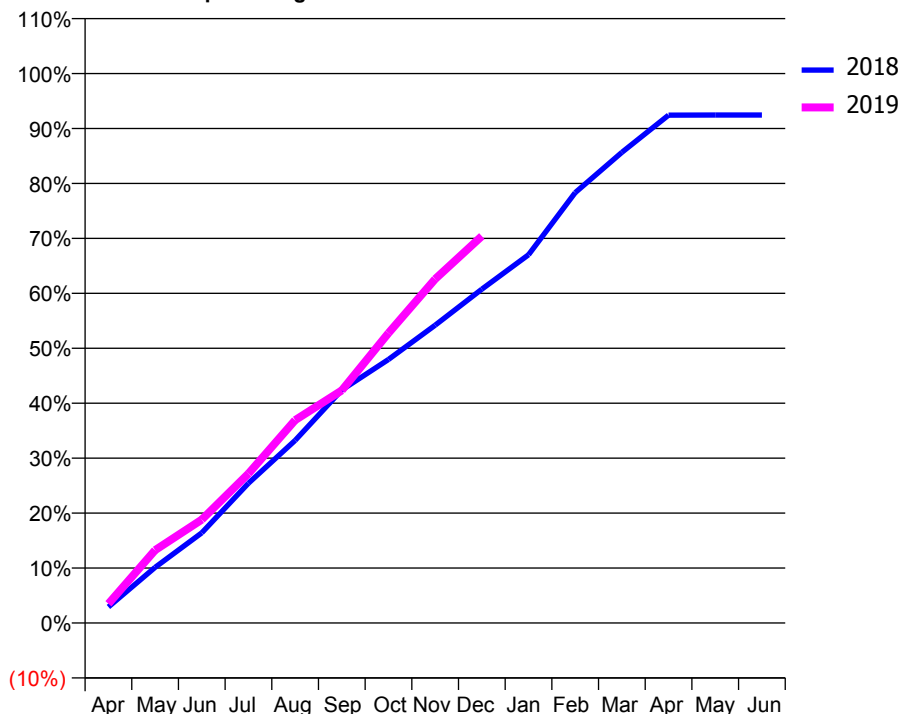
ACCESS*

Patients seen in 24 months	Total	Change since previous quarter
Quarter ending December 2017	2,537	
Quarter ending March 2018	2,647	↑
Quarter ending June 2018	2,677	→
Quarter ending September 2018	2,628	↓
Quarter ending December 2018	2,666	→
Variance since December 2017	5.1%	↑



ACTIVITY

Cumulative percentage of contracted UDA delivered 2018 & 2019



Month	Adjusted Scheduled Activity (UDA)	
	2018	2019
April	247	284
May	854	1,070
June	1,386	1,519
July	2,147	2,195
August	2,803	2,981
September	3,578	3,419
October	4,048	4,261
November	4,574	5,053
December	5,127	5,686
January	5,655	
February	6,610	
March	7,228	
April	7,798	
May	7,800	
June	7,800	

QUALITY

	Quantity	Base Number	Contract	LHB	Wales
% of FP17s for the same patient ID Re-attending within 3 months - Children	34	669	5.1%	6.8%	10.9%
% of FP17s for the same patient ID Re-attending within 3 months - Adults	218	2,080	10.5%	13.5%	15.6%
% of FP17s for the same patient ID Re-attending between 3 & 9 months - Children	361	669	54.0%	56.7%	59.6%
% of FP17s for the same patient ID Re-attending between 3 & 9 months - Adults	1,192	2,080	57.3%	54.5%	55.6%
% of FP17s for Band 1 Urgent Courses	148	2,541	5.8%	9.0%	8.9%
% of FP17s Relating to Free Repair or Replacements	14	2,541	0.6%	0.7%	0.7%
% of FP17s Relating to Continuations	28	2,541	1.1%	0.6%	0.7%
% of Patients satisfied with the dentistry they have received	10	10	100.0%	94.0%	93.3%
% of Patients satisfied with the time they had to wait for an appointment	10	10	100.0%	89.3%	88.0%

* This is based on patients treated on this contract for their most recent course of treatment. Figures in italics indicate the base number of FP17s or Patient Questionnaire responses are less than 100. N/A is shown where the base number of responses is less than 10 during the period. % is calculated as Quantity/Base number*100

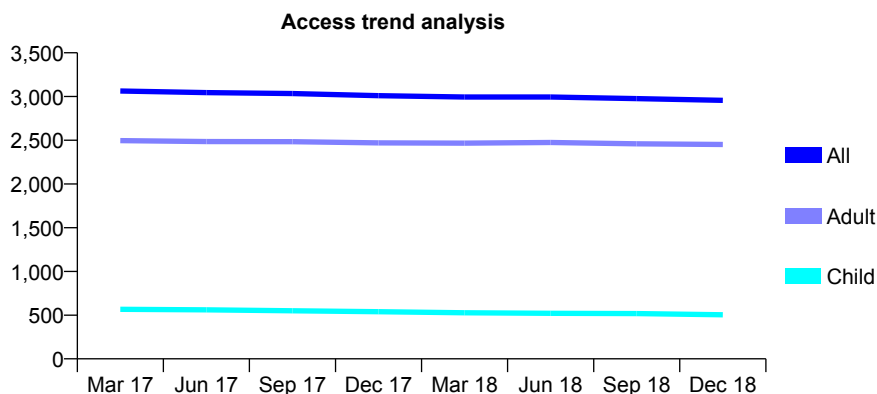
7A5 - Vital Signs At a Glance Contract Report for 573531/0001 - December 2018

Name or company name	MR PB JAMES
Contract type name	GDS Contract
Purpose of contract	General
Contract start date	01/04/2006
Contract end date	

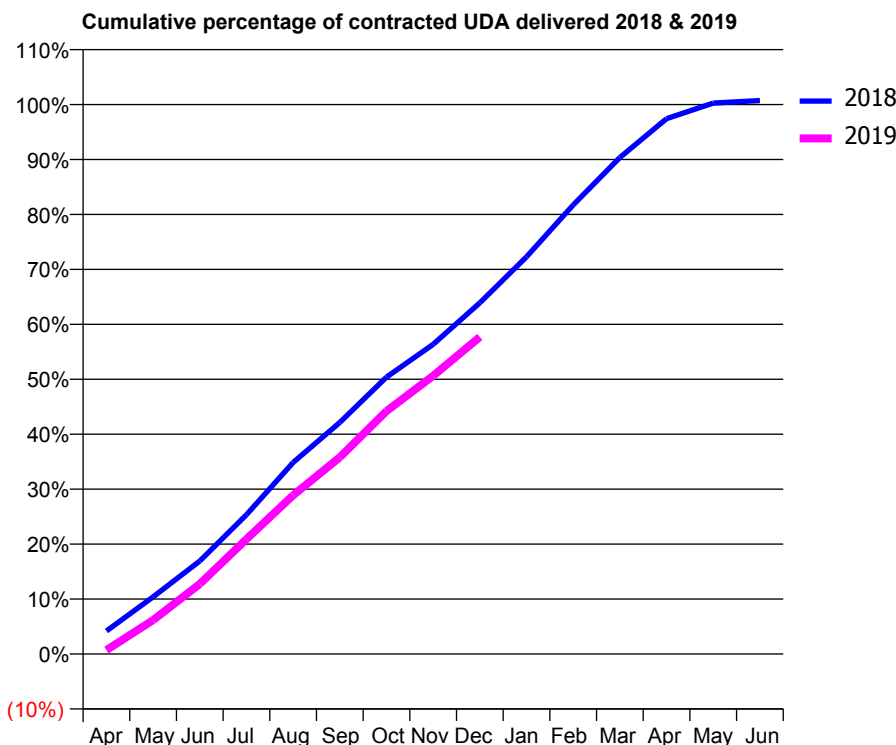
18/19 Contracted general activity (UDA)	8,000
Carry forward general activity (UDA)	-57
18/19 Contracted orthodontic activity (UOA)	0
Carry forward orthodontic activity (UOA)	0
Baseline contract value	£198,664.46

ACCESS*

Patients seen in 24 months	Total	Change since previous quarter
Quarter ending December 2017	3,009	
Quarter ending March 2018	2,994	→
Quarter ending June 2018	2,995	→
Quarter ending September 2018	2,976	→
Quarter ending December 2018	2,956	→
Variance since December 2017	(1.8%)	↓



ACTIVITY



Month	Adjusted Scheduled Activity (UDA)	
	2018	2019
April	334	57
May	832	494
June	1,354	1,020
July	2,027	1,673
August	2,788	2,311
September	3,371	2,865
October	4,031	3,537
November	4,509	4,051
December	5,112	4,616
January	5,782	
February	6,537	
March	7,228	
April	7,793	
May	8,020	
June	8,057	

QUALITY

	Quantity	Base Number	Contract	LHB	Wales
% of FP17s for the same patient ID Re-attending within 3 months - Children	21	534	3.9%	6.8%	10.9%
% of FP17s for the same patient ID Re-attending within 3 months - Adults	196	1,891	10.4%	13.5%	15.6%
% of FP17s for the same patient ID Re-attending between 3 & 9 months - Children	334	534	62.5%	56.7%	59.6%
% of FP17s for the same patient ID Re-attending between 3 & 9 months - Adults	490	1,891	25.9%	54.5%	55.6%
% of FP17s for Band 1 Urgent Courses	71	2,086	3.4%	9.0%	8.9%
% of FP17s Relating to Free Repair or Replacements	12	2,086	0.6%	0.7%	0.7%
% of FP17s Relating to Continuations	20	2,086	1.0%	0.6%	0.7%
% of Patients satisfied with the dentistry they have received	45	47	95.7%	94.0%	93.3%
% of Patients satisfied with the time they had to wait for an appointment	38	47	80.9%	89.3%	88.0%

* This is based on patients treated on this contract for their most recent course of treatment. Figures in italics indicate the base number of FP17s or Patient Questionnaire responses are less than 100. N/A is shown where the base number of responses is less than 10 during the period. % is calculated as Quantity/Base number*100

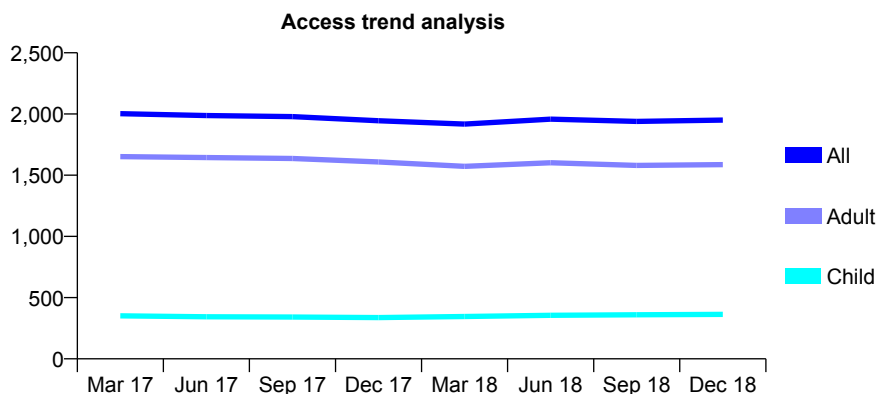
7A5 - Vital Signs At a Glance Contract Report for 625485/0004 - December 2018

Name or company name	MISS D ADAMS
Contract type name	GDS Contract
Purpose of contract	General
Contract start date	14/06/2010
Contract end date	

18/19 Contracted general activity (UDA)	5,350
Carry forward general activity (UDA)	0
18/19 Contracted orthodontic activity (UOA)	0
Carry forward orthodontic activity (UOA)	0
Baseline contract value	£136,405.98

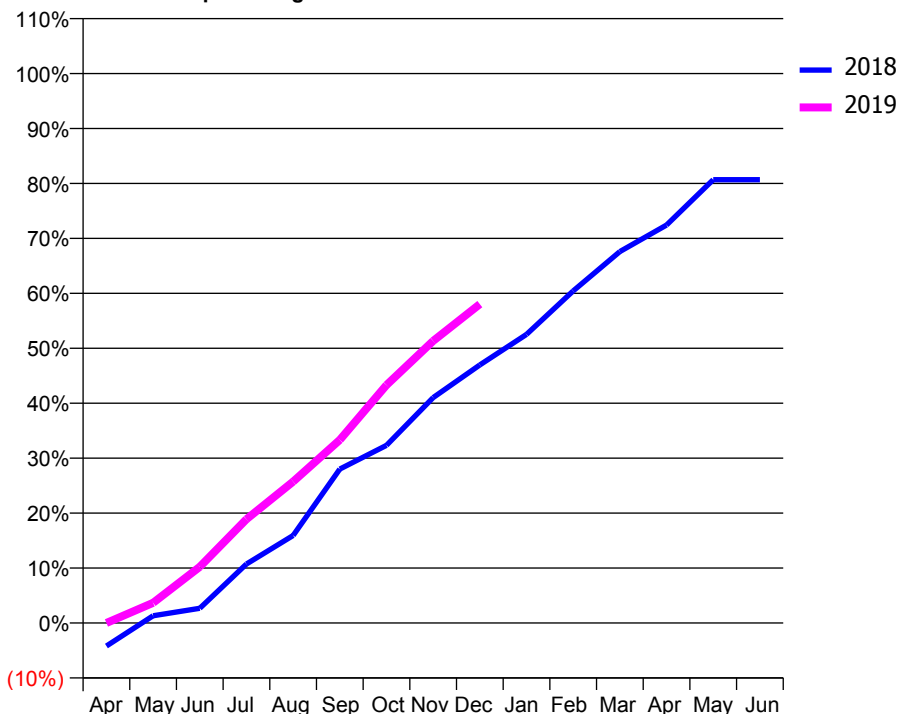
ACCESS*

Patients seen in 24 months	Total	Change since previous quarter
Quarter ending December 2017	1,945	
Quarter ending March 2018	1,918	↓
Quarter ending June 2018	1,958	↑
Quarter ending September 2018	1,940	→
Quarter ending December 2018	1,950	→
Variance since December 2017	0.3%	→



ACTIVITY

Cumulative percentage of contracted UDA delivered 2018 & 2019



Month	Adjusted Scheduled Activity (UDA)	
	2018	2019
April	-225	1
May	71	196
June	143	548
July	575	1,011
August	852	1,377
September	1,499	1,783
October	1,730	2,317
November	2,195	2,746
December	2,513	3,105
January	2,810	
February	3,234	
March	3,617	
April	3,875	
May	4,316	
June	4,316	

QUALITY

	Quantity	Base Number	Contract	LHB	Wales
% of FP17s for the same patient ID Re-attending within 3 months - Children	35	494	7.1%	6.8%	10.9%
% of FP17s for the same patient ID Re-attending within 3 months - Adults	136	1,574	8.6%	13.5%	15.6%
% of FP17s for the same patient ID Re-attending between 3 & 9 months - Children	331	494	67.0%	56.7%	59.6%
% of FP17s for the same patient ID Re-attending between 3 & 9 months - Adults	699	1,574	44.4%	54.5%	55.6%
% of FP17s for Band 1 Urgent Courses	62	1,735	3.6%	9.0%	8.9%
% of FP17s Relating to Free Repair or Replacements	1	1,735	0.1%	0.7%	0.7%
% of FP17s Relating to Continuations	5	1,735	0.3%	0.6%	0.7%
% of Patients satisfied with the dentistry they have received	5	5	N/A	94.0%	93.3%
% of Patients satisfied with the time they had to wait for an appointment	4	5	N/A	89.3%	88.0%

* This is based on patients treated on this contract for their most recent course of treatment. Figures in italics indicate the base number of FP17s or Patient Questionnaire responses are less than 100. N/A is shown where the base number of responses is less than 10 during the period. % is calculated as Quantity/Base number*100

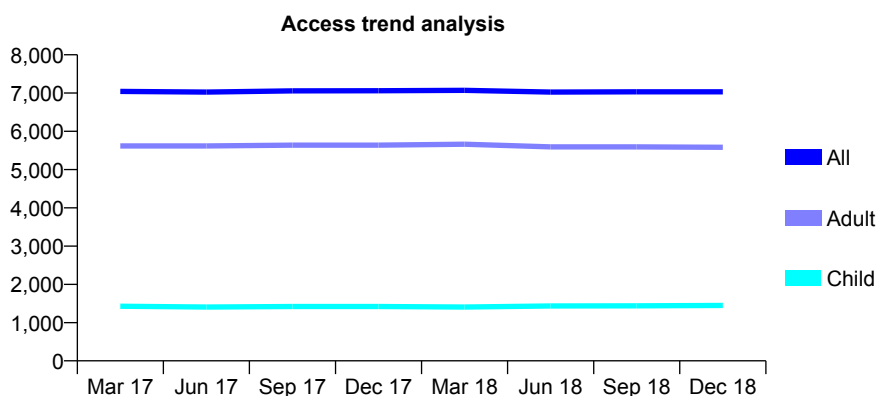
7A5 - Vital Signs At a Glance Contract Report for 688312/0001 - December 2018

Name or company name	MR G BLINMAN
Contract type name	GDS Contract
Purpose of contract	General
Contract start date	01/10/2013
Contract end date	

18/19 Contracted general activity (UDA)	23,138
Carry forward general activity (UDA)	400
18/19 Contracted orthodontic activity (UOA)	0
Carry forward orthodontic activity (UOA)	0
Baseline contract value	£578,399.12

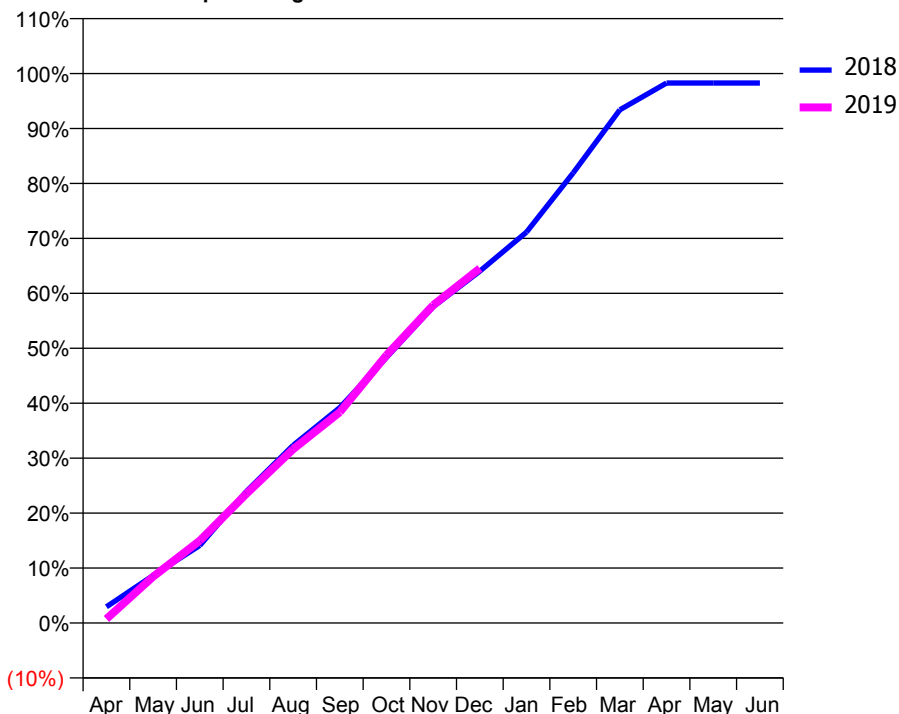
ACCESS*

Patients seen in 24 months	Total	Change since previous quarter
Quarter ending December 2017	7,061	
Quarter ending March 2018	7,071	→
Quarter ending June 2018	7,027	→
Quarter ending September 2018	7,032	→
Quarter ending December 2018	7,031	→
Variance since December 2017	(0.4%)	→



ACTIVITY

Cumulative percentage of contracted UDA delivered 2018 & 2019



Month	Adjusted Scheduled Activity (UDA)	
	2018	2019
April	683	170
May	2,002	1,954
June	3,266	3,465
July	5,544	5,446
August	7,481	7,319
September	9,074	8,880
October	11,182	11,280
November	13,316	13,381
December	14,812	14,931
January	16,457	
February	18,953	
March	21,609	
April	22,735	
May	22,737	
June	22,738	

QUALITY

	Quantity	Base Number	Contract	LHB	Wales
% of FP17s for the same patient ID Re-attending within 3 months - Children	152	1,678	9.1%	6.8%	10.9%
% of FP17s for the same patient ID Re-attending within 3 months - Adults	1,012	6,651	15.2%	13.5%	15.6%
% of FP17s for the same patient ID Re-attending between 3 & 9 months - Children	965	1,678	57.5%	56.7%	59.6%
% of FP17s for the same patient ID Re-attending between 3 & 9 months - Adults	4,114	6,651	61.9%	54.5%	55.6%
% of FP17s for Band 1 Urgent Courses	675	7,823	8.6%	9.0%	8.9%
% of FP17s Relating to Free Repair or Replacements	121	7,823	1.5%	0.7%	0.7%
% of FP17s Relating to Continuations	50	7,823	0.6%	0.6%	0.7%
% of Patients satisfied with the dentistry they have received	36	38	94.7%	94.0%	93.3%
% of Patients satisfied with the time they had to wait for an appointment	34	38	89.5%	89.3%	88.0%

* This is based on patients treated on this contract for their most recent course of treatment. Figures in italics indicate the base number of FP17s or Patient Questionnaire responses are less than 100. N/A is shown where the base number of responses is less than 10 during the period. % is calculated as Quantity/Base number*100

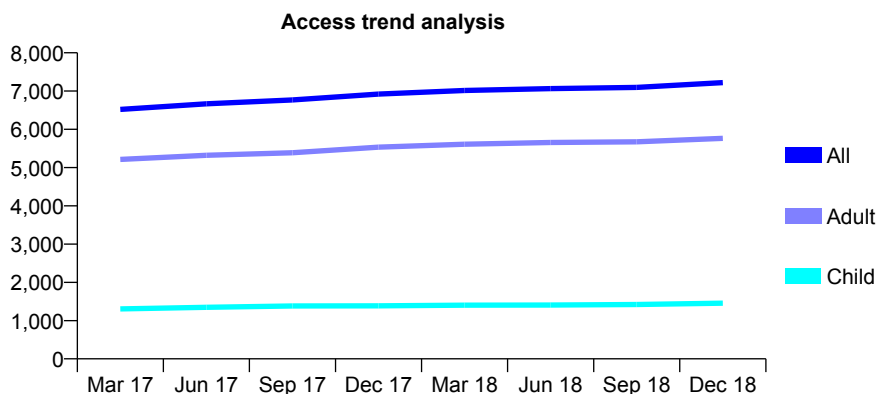
7A5 - Vital Signs At a Glance Contract Report for 741841/0003 - December 2018

Name or company name	MRS S CHAUDHRY
Contract type name	Pilot Contract
Purpose of contract	General
Contract start date	01/04/2015
Contract end date	

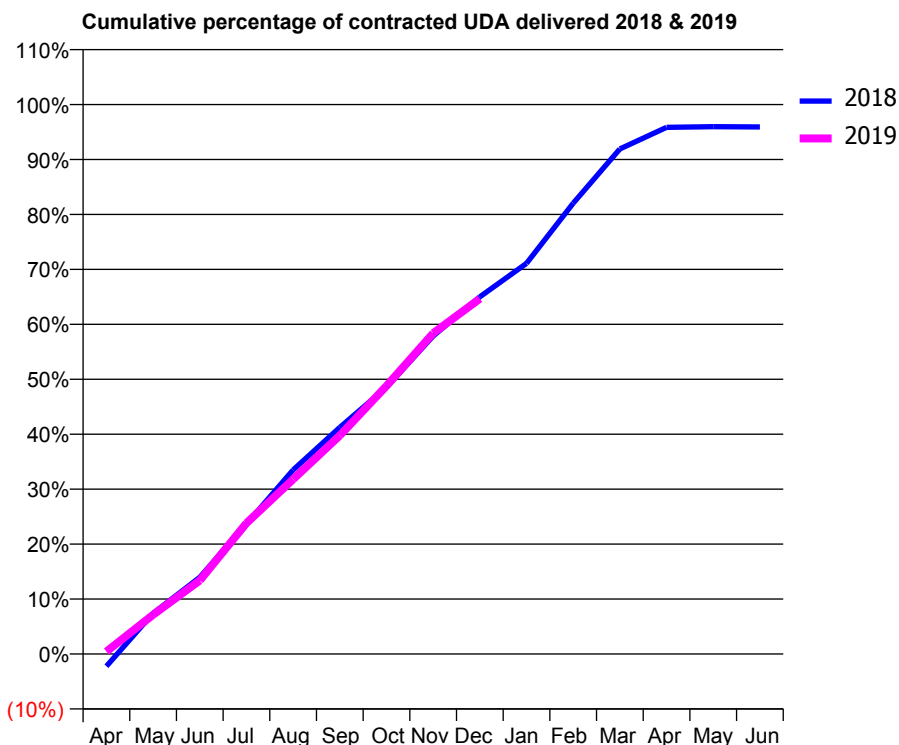
18/19 Contracted general activity (UDA)	21,546
Carry forward general activity (UDA)	880
18/19 Contracted orthodontic activity (UOA)	0
Carry forward orthodontic activity (UOA)	0
Baseline contract value	£544,602.40

ACCESS*

Patients seen in 24 months	Total	Change since previous quarter
Quarter ending December 2017	6,922	
Quarter ending March 2018	7,015	→
Quarter ending June 2018	7,063	→
Quarter ending September 2018	7,096	→
Quarter ending December 2018	7,221	→
Variance since December 2017	4.3%	↑



ACTIVITY



Month	Adjusted Scheduled Activity (UDA)	
	2018	2019
April	-484	97
May	1,596	1,540
June	3,008	2,883
July	5,100	5,133
August	7,218	6,852
September	8,886	8,569
October	10,462	10,512
November	12,469	12,579
December	14,002	13,931
January	15,320	
February	17,674	
March	19,801	
April	20,653	
May	20,678	
June	20,666	

QUALITY

	Quantity	Base Number	Contract	LHB	Wales
% of FP17s for the same patient ID Re-attending within 3 months - Children	81	1,685	4.8%	6.8%	10.9%
% of FP17s for the same patient ID Re-attending within 3 months - Adults	682	6,549	10.4%	13.5%	15.6%
% of FP17s for the same patient ID Re-attending between 3 & 9 months - Children	1,119	1,685	66.4%	56.7%	59.6%
% of FP17s for the same patient ID Re-attending between 3 & 9 months - Adults	4,055	6,549	61.9%	54.5%	55.6%
% of FP17s for Band 1 Urgent Courses	389	7,832	5.0%	9.0%	8.9%
% of FP17s Relating to Free Repair or Replacements	50	7,832	0.6%	0.7%	0.7%
% of FP17s Relating to Continuations	47	7,832	0.6%	0.6%	0.7%
% of Patients satisfied with the dentistry they have received	23	23	100.0%	94.0%	93.3%
% of Patients satisfied with the time they had to wait for an appointment	22	23	95.7%	89.3%	88.0%

* This is based on patients treated on this contract for their most recent course of treatment. Figures in italics indicate the base number of FP17s or Patient Questionnaire responses are less than 100. N/A is shown where the base number of responses is less than 10 during the period. % is calculated as Quantity/Base number*100

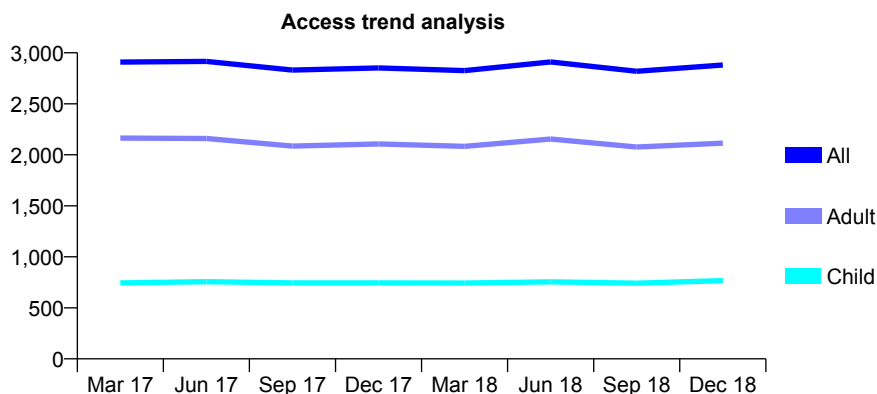
7A5 - Vital Signs At a Glance Contract Report for 767158/0001 - December 2018

Name or company name	MR H WILDING
Contract type name	GDS Contract
Purpose of contract	General
Contract start date	01/04/2006
Contract end date	

18/19 Contracted general activity (UDA)	5,400
Carry forward general activity (UDA)	0
18/19 Contracted orthodontic activity (UOA)	0
Carry forward orthodontic activity (UOA)	0
Baseline contract value	£134,623.77

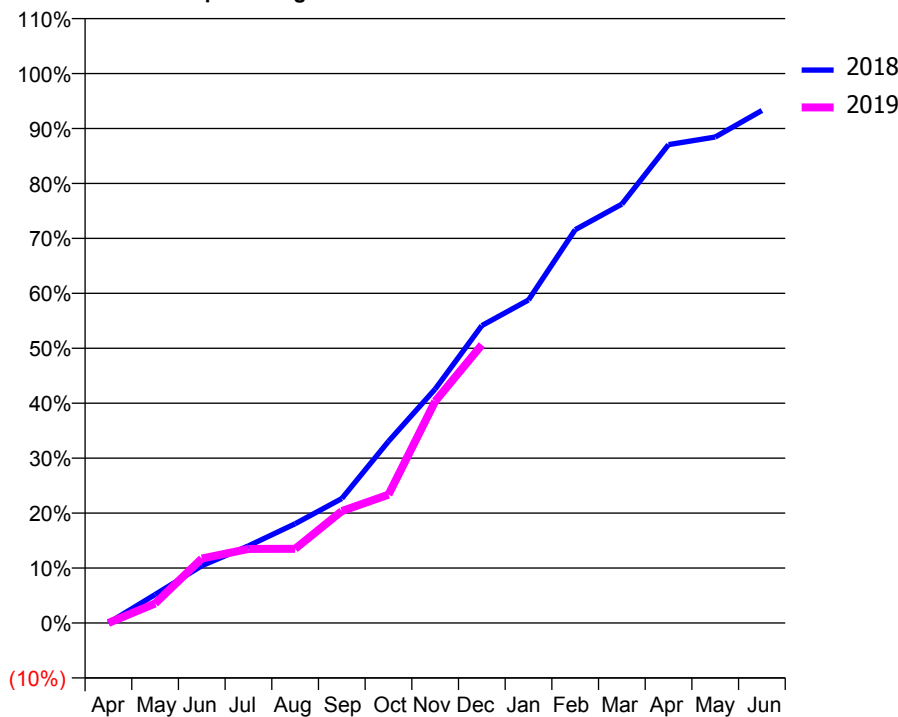
ACCESS*

Patients seen in 24 months	Total	Change since previous quarter
Quarter ending December 2017	2,852	
Quarter ending March 2018	2,826	→
Quarter ending June 2018	2,910	↑
Quarter ending September 2018	2,819	↓
Quarter ending December 2018	2,881	↑
Variance since December 2017	1.0%	→



ACTIVITY

Cumulative percentage of contracted UDA delivered 2018 & 2019



Adjusted Scheduled Activity (UDA)

Month	2018	2019
April	0	0
May	291	192
June	584	633
July	786	728
August	1,011	729
September	1,269	1,100
October	1,851	1,261
November	2,384	2,179
December	3,031	2,735
January	3,292	
February	4,008	
March	4,269	
April	4,876	
May	4,953	
June	5,223	

QUALITY

	Quantity	Base Number	Contract	LHB	Wales
% of FP17s for the same patient ID Re-attending within 3 months - Children	40	591	6.8%	6.8%	10.9%
% of FP17s for the same patient ID Re-attending within 3 months - Adults	184	1,604	11.5%	13.5%	15.6%
% of FP17s for the same patient ID Re-attending between 3 & 9 months - Children	211	591	35.7%	56.7%	59.6%
% of FP17s for the same patient ID Re-attending between 3 & 9 months - Adults	547	1,604	34.1%	54.5%	55.6%
% of FP17s for Band 1 Urgent Courses	74	1,666	4.4%	9.0%	8.9%
% of FP17s Relating to Free Repair or Replacements	18	1,666	1.1%	0.7%	0.7%
% of FP17s Relating to Continuations	8	1,666	0.5%	0.6%	0.7%
% of Patients satisfied with the dentistry they have received	8	8	N/A	94.0%	93.3%
% of Patients satisfied with the time they had to wait for an appointment	7	8	N/A	89.3%	88.0%

* This is based on patients treated on this contract for their most recent course of treatment. Figures in italics indicate the base number of FP17s or Patient Questionnaire responses are less than 100. N/A is shown where the base number of responses is less than 10 during the period. % is calculated as Quantity/Base number*100

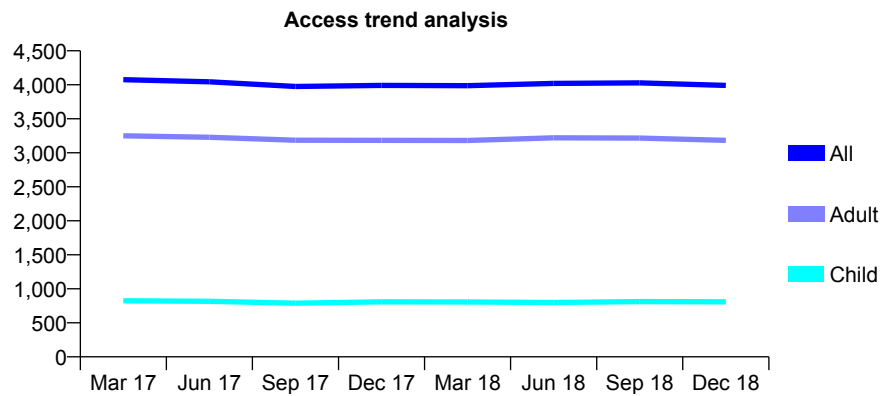
7A5 - Vital Signs At a Glance Contract Report for 830763/0005 - December 2018

Name or company name	MR L ROBERTS
Contract type name	GDS Contract
Purpose of contract	General
Contract start date	01/10/2013
Contract end date	

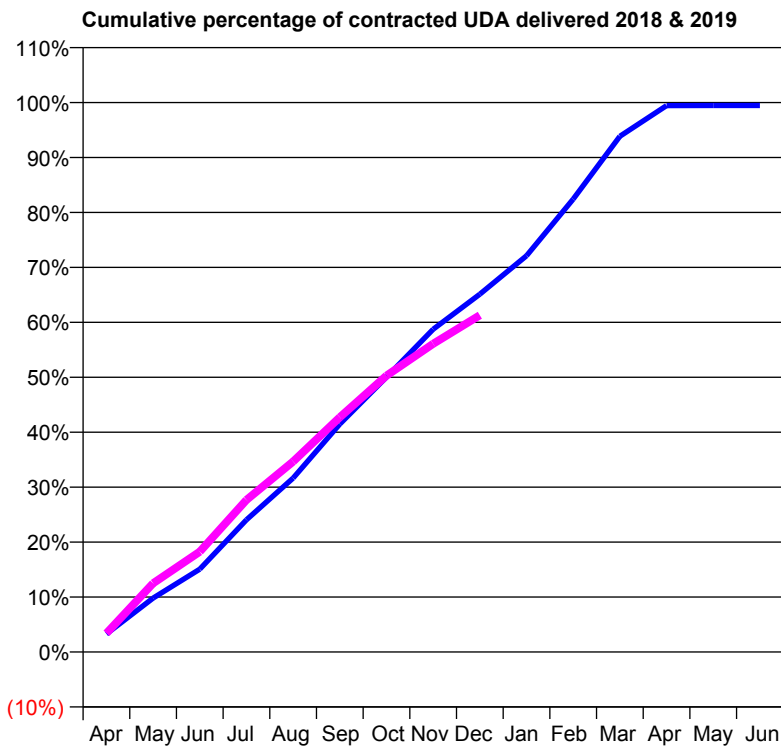
18/19 Contracted general activity (UDA)	13,400
Carry forward general activity (UDA)	71
18/19 Contracted orthodontic activity (UOA)	0
Carry forward orthodontic activity (UOA)	0
Baseline contract value	£333,325.40

ACCESS*

Patients seen in 24 months	Total	Change since previous quarter
Quarter ending December 2017	3,991	
Quarter ending March 2018	3,987	→
Quarter ending June 2018	4,020	→
Quarter ending September 2018	4,029	→
Quarter ending December 2018	3,992	→
Variance since December 2017	0.0%	→



ACTIVITY



Month	Adjusted Scheduled Activity (UDA)	
	2018	2019
April	441	457
May	1,315	1,675
June	2,021	2,448
July	3,225	3,710
August	4,243	4,644
September	5,560	5,725
October	6,703	6,740
November	7,870	7,518
December	8,727	8,213
January	9,663	
February	11,044	
March	12,577	
April	13,324	
May	13,328	
June	13,329	

QUALITY

	Quantity	Base Number	Contract	LHB	Wales
% of FP17s for the same patient ID Re-attending within 3 months - Children	75	793	9.5%	6.8%	10.9%
% of FP17s for the same patient ID Re-attending within 3 months - Adults	449	3,470	12.9%	13.5%	15.6%
% of FP17s for the same patient ID Re-attending between 3 & 9 months - Children	386	793	48.7%	56.7%	59.6%
% of FP17s for the same patient ID Re-attending between 3 & 9 months - Adults	2,031	3,470	58.5%	54.5%	55.6%
% of FP17s for Band 1 Urgent Courses	228	3,962	5.8%	9.0%	8.9%
% of FP17s Relating to Free Repair or Replacements	72	3,962	1.8%	0.7%	0.7%
% of FP17s Relating to Continuations	28	3,962	0.7%	0.6%	0.7%
% of Patients satisfied with the dentistry they have received	11	11	100.0%	94.0%	93.3%
% of Patients satisfied with the time they had to wait for an appointment	10	11	90.9%	89.3%	88.0%

* This is based on patients treated on this contract for their most recent course of treatment. Figures in italics indicate the base number of FP17s or Patient Questionnaire responses are less than 100. N/A is shown where the base number of responses is less than 10 during the period. % is calculated as Quantity/Base number*100

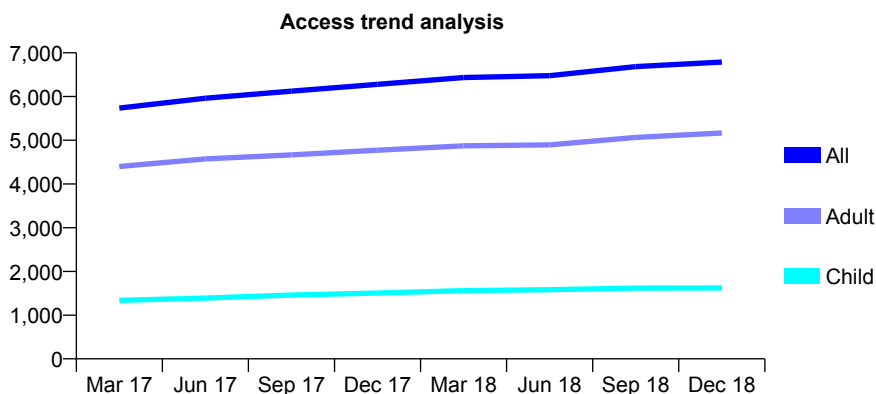
7A5 - Vital Signs At a Glance Contract Report for 885630/0001 - December 2018

Name or company name	MRS P SOOD
Contract type name	GDS Contract
Purpose of contract	General
Contract start date	15/09/2013
Contract end date	

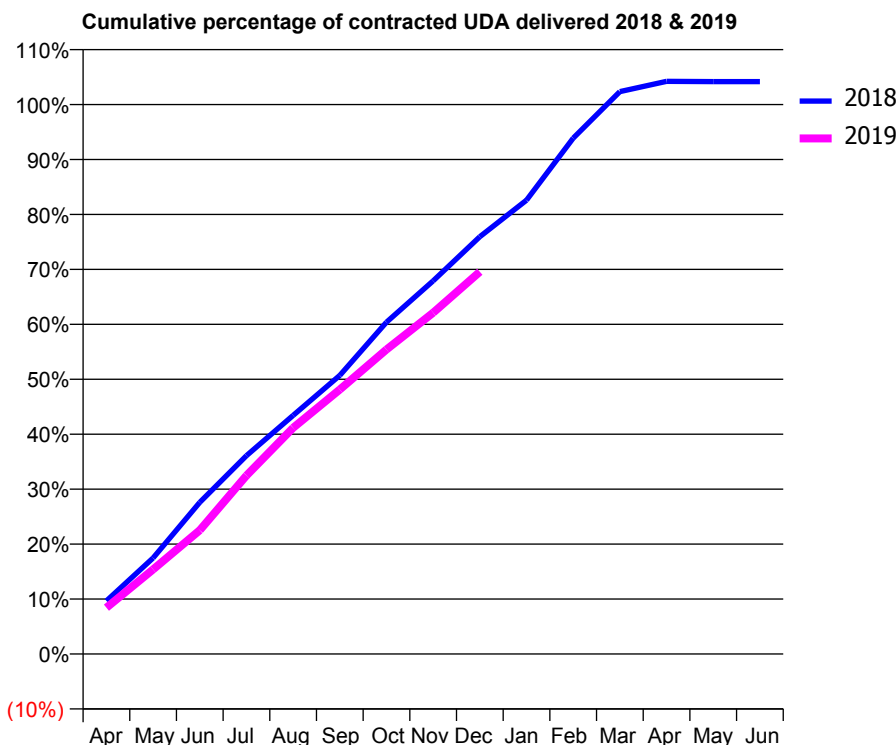
18/19 Contracted general activity (UDA)	23,784
Carry forward general activity (UDA)	-889
18/19 Contracted orthodontic activity (UOA)	0
Carry forward orthodontic activity (UOA)	0
Baseline contract value	£570,990.43

ACCESS*

Patients seen in 24 months	Total	Change since previous quarter
Quarter ending December 2017	6,279	
Quarter ending March 2018	6,435	↑
Quarter ending June 2018	6,478	→
Quarter ending September 2018	6,684	↑
Quarter ending December 2018	6,787	→
Variance since December 2017	8.1%	↑



ACTIVITY



Month	Adjusted Scheduled Activity (UDA)	
	2018	2019
April	2,057	2,006
May	3,720	3,661
June	5,874	5,359
July	7,683	7,726
August	9,243	9,789
September	10,793	11,449
October	12,855	13,177
November	14,452	14,770
December	16,163	16,543
January	17,581	
February	19,980	
March	21,785	
April	22,181	
May	22,173	
June	22,173	

QUALITY

	Quantity	Base Number	Contract	LHB	Wales
% of FP17s for the same patient ID Re-attending within 3 months - Children	122	1,817	6.7%	6.8%	10.9%
% of FP17s for the same patient ID Re-attending within 3 months - Adults	531	5,312	10.0%	13.5%	15.6%
% of FP17s for the same patient ID Re-attending between 3 & 9 months - Children	1,135	1,817	62.5%	56.7%	59.6%
% of FP17s for the same patient ID Re-attending between 3 & 9 months - Adults	3,101	5,312	58.4%	54.5%	55.6%
% of FP17s for Band 1 Urgent Courses	404	6,950	5.8%	9.0%	8.9%
% of FP17s Relating to Free Repair or Replacements	64	6,950	0.9%	0.7%	0.7%
% of FP17s Relating to Continuations	31	6,950	0.4%	0.6%	0.7%
% of Patients satisfied with the dentistry they have received	26	29	89.7%	94.0%	93.3%
% of Patients satisfied with the time they had to wait for an appointment	27	29	93.1%	89.3%	88.0%

* This is based on patients treated on this contract for their most recent course of treatment. Figures in italics indicate the base number of FP17s or Patient Questionnaire responses are less than 100. N/A is shown where the base number of responses is less than 10 during the period. % is calculated as Quantity/Base number*100

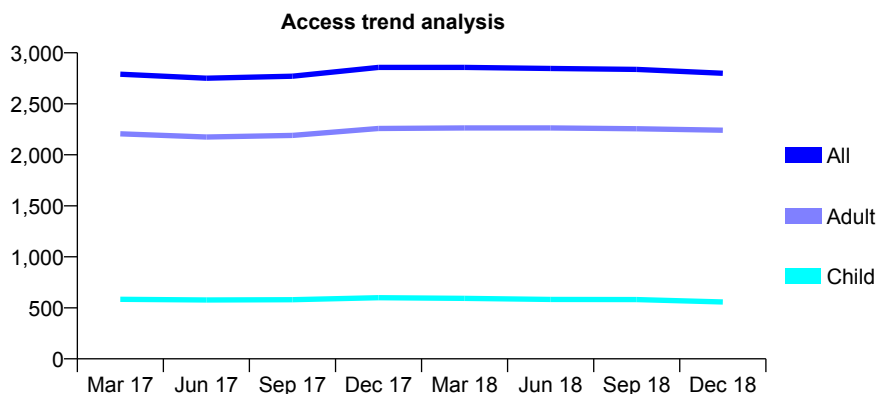
7A5 - Vital Signs At a Glance Contract Report for 925845/0001 - December 2018

Name or company name	MR TM DIN
Contract type name	GDS Contract
Purpose of contract	General
Contract start date	01/04/2006
Contract end date	

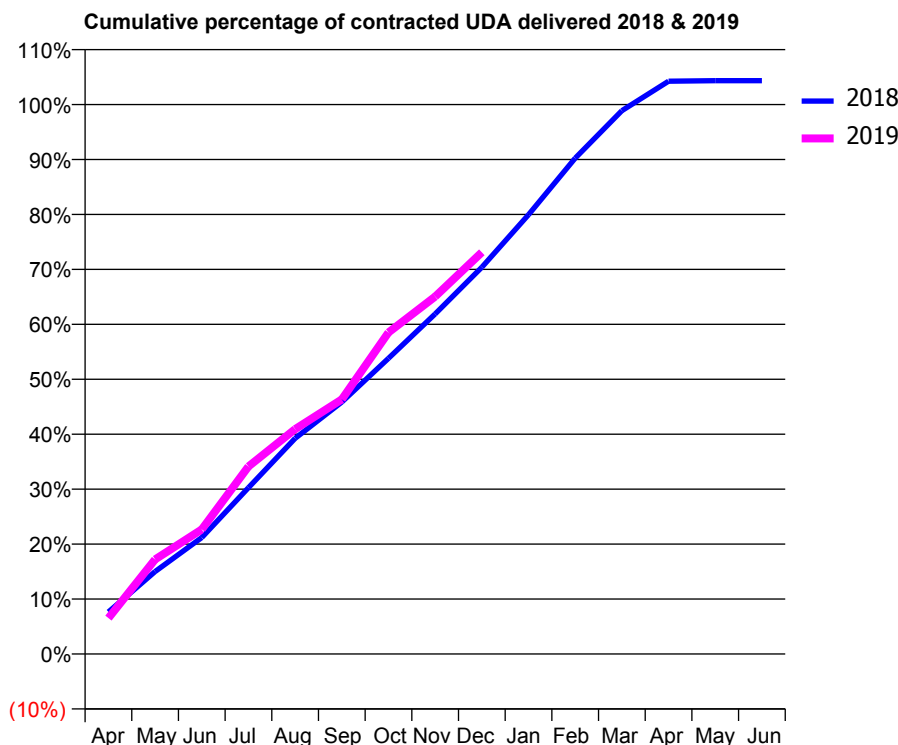
18/19 Contracted general activity (UDA)	7,558
Carry forward general activity (UDA)	-327
18/19 Contracted orthodontic activity (UOA)	0
Carry forward orthodontic activity (UOA)	0
Baseline contract value	£187,742.09

ACCESS*

Patients seen in 24 months	Total	Change since previous quarter
Quarter ending December 2017	2,857	
Quarter ending March 2018	2,857	→
Quarter ending June 2018	2,846	→
Quarter ending September 2018	2,837	→
Quarter ending December 2018	2,799	↓
Variance since December 2017	(2.0%)	↓



ACTIVITY



Month	Adjusted Scheduled Activity (UDA)	
	2018	2019
April	579	495
May	1,134	1,302
June	1,602	1,714
July	2,287	2,580
August	2,967	3,094
September	3,466	3,502
October	4,068	4,423
November	4,677	4,916
December	5,319	5,524
January	6,042	
February	6,821	
March	7,473	
April	7,878	
May	7,885	
June	7,885	

QUALITY

	Quantity	Base Number	Contract	LHB	Wales
% of FP17s for the same patient ID Re-attending within 3 months - Children	19	596	3.2%	6.8%	10.9%
% of FP17s for the same patient ID Re-attending within 3 months - Adults	272	2,431	11.2%	13.5%	15.6%
% of FP17s for the same patient ID Re-attending between 3 & 9 months - Children	422	596	70.8%	56.7%	59.6%
% of FP17s for the same patient ID Re-attending between 3 & 9 months - Adults	1,276	2,431	52.5%	54.5%	55.6%
% of FP17s for Band 1 Urgent Courses	177	2,808	6.3%	9.0%	8.9%
% of FP17s Relating to Free Repair or Replacements	21	2,808	0.7%	0.7%	0.7%
% of FP17s Relating to Continuations	20	2,808	0.7%	0.6%	0.7%
% of Patients satisfied with the dentistry they have received	18	19	94.7%	94.0%	93.3%
% of Patients satisfied with the time they had to wait for an appointment	19	19	100.0%	89.3%	88.0%

* This is based on patients treated on this contract for their most recent course of treatment. Figures in italics indicate the base number of FP17s or Patient Questionnaire responses are less than 100. N/A is shown where the base number of responses is less than 10 during the period. % is calculated as Quantity/Base number*100

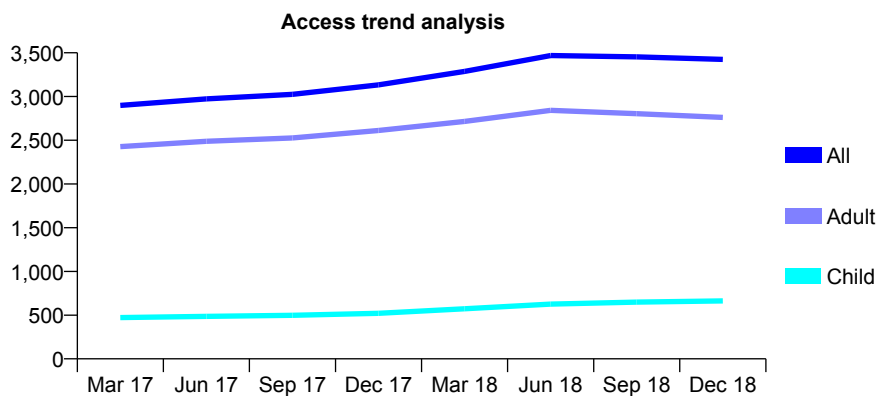
7A5 - Vital Signs At a Glance Contract Report for 976245/0001 - December 2018

Name or company name	MR PJ JONES
Contract type name	GDS Contract
Purpose of contract	General
Contract start date	16/11/2015
Contract end date	

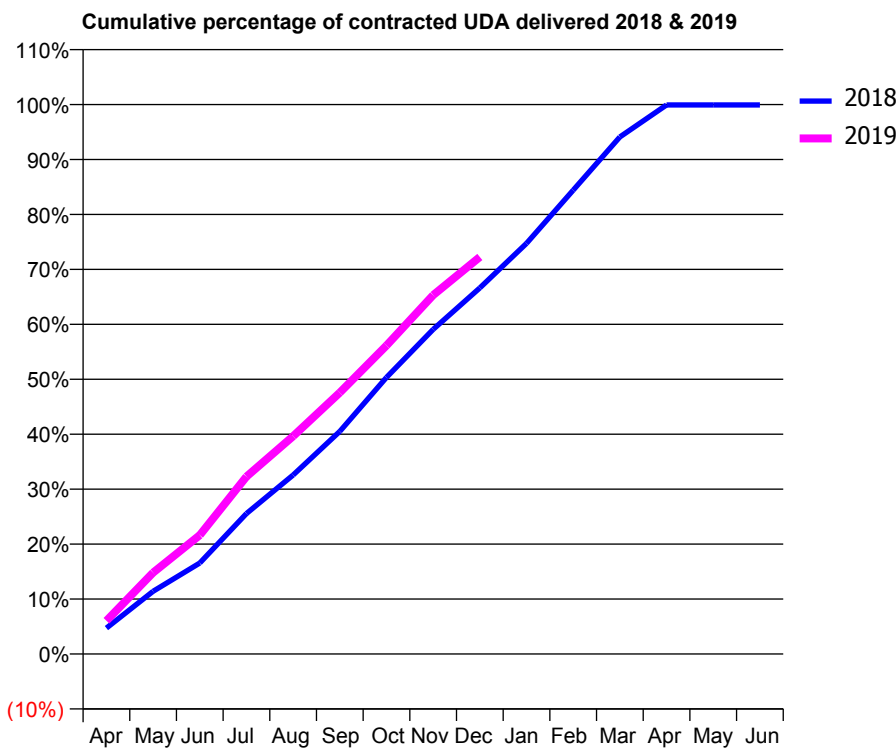
18/19 Contracted general activity (UDA)	9,182
Carry forward general activity (UDA)	7
18/19 Contracted orthodontic activity (UOA)	0
Carry forward orthodontic activity (UOA)	0
Baseline contract value	£256,944.03

ACCESS*

Patients seen in 24 months	Total	Change since previous quarter
Quarter ending December 2017	3,133	
Quarter ending March 2018	3,288	↑
Quarter ending June 2018	3,468	↑
Quarter ending September 2018	3,453	→
Quarter ending December 2018	3,424	→
Variance since December 2017	9.3%	↑



ACTIVITY



Month	Adjusted Scheduled Activity (UDA)	
	2018	2019
April	434	556
May	1,049	1,361
June	1,521	1,987
July	2,346	2,965
August	2,992	3,639
September	3,721	4,368
October	4,622	5,156
November	5,424	5,997
December	6,117	6,633
January	6,861	
February	7,752	
March	8,640	
April	9,174	
May	9,175	
June	9,175	

QUALITY

	Quantity	Base Number	Contract	LHB	Wales
% of FP17s for the same patient ID Re-attending within 3 months - Children	48	769	6.2%	6.8%	10.9%
% of FP17s for the same patient ID Re-attending within 3 months - Adults	307	2,828	10.9%	13.5%	15.6%
% of FP17s for the same patient ID Re-attending between 3 & 9 months - Children	410	769	53.3%	56.7%	59.6%
% of FP17s for the same patient ID Re-attending between 3 & 9 months - Adults	1,597	2,828	56.5%	54.5%	55.6%
% of FP17s for Band 1 Urgent Courses	217	3,381	6.4%	9.0%	8.9%
% of FP17s Relating to Free Repair or Replacements	36	3,381	1.1%	0.7%	0.7%
% of FP17s Relating to Continuations	25	3,381	0.7%	0.6%	0.7%
% of Patients satisfied with the dentistry they have received	9	9	N/A	94.0%	93.3%
% of Patients satisfied with the time they had to wait for an appointment	9	9	N/A	89.3%	88.0%

* This is based on patients treated on this contract for their most recent course of treatment. Figures in italics indicate the base number of FP17s or Patient Questionnaire responses are less than 100. N/A is shown where the base number of responses is less than 10 during the period. % is calculated as Quantity/Base number*100

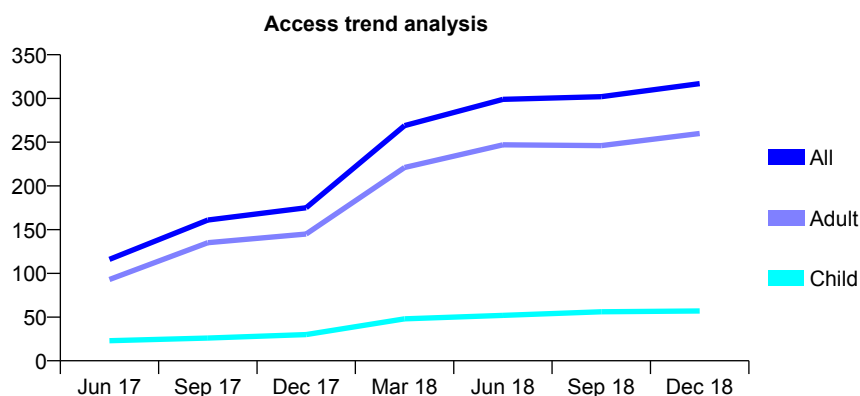
7A6 - Vital Signs At a Glance Contract Report for 100360/0000 - December 2018

Name or company name	Blackwood Dental Centre.
Contract type name	PDS Contract
Purpose of contract	General
Contract start date	01/04/2017
Contract end date	31/03/2019

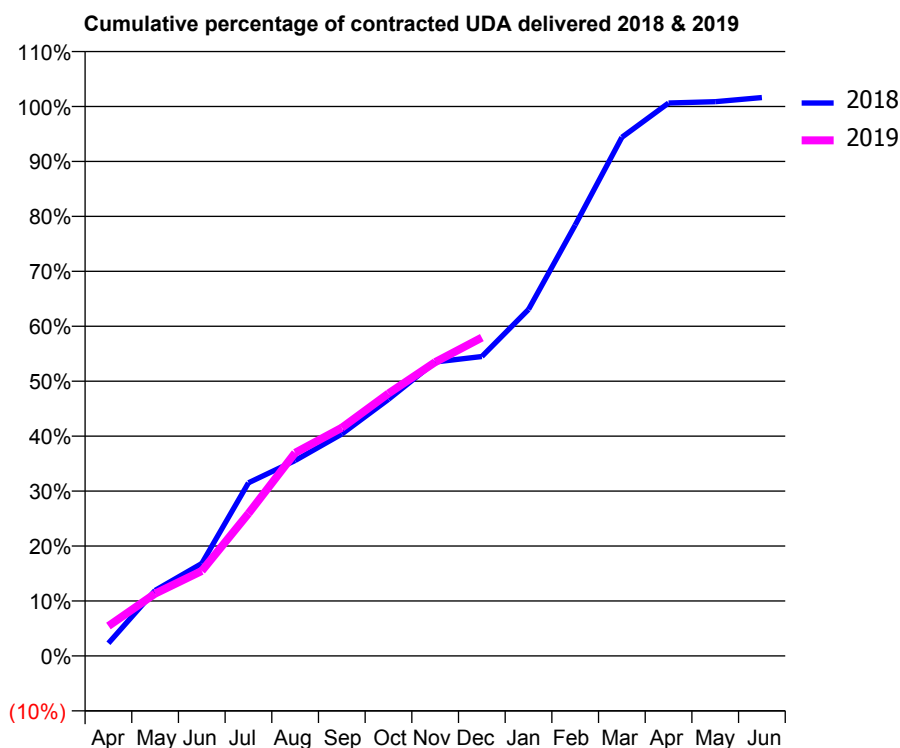
18/19 Contracted general activity (UDA)	1,600
Carry forward general activity (UDA)	-30
18/19 Contracted orthodontic activity (UOA)	0
Carry forward orthodontic activity (UOA)	0
Baseline contract value	£43,367.95

ACCESS*

Patients seen in 24 months	Total	Change since previous quarter
Quarter ending December 2017	175	
Quarter ending March 2018	269	↑
Quarter ending June 2018	299	↑
Quarter ending September 2018	302	→
Quarter ending December 2018	317	↑
Variance since December 2017	81.1%	↑



ACTIVITY



Month	Adjusted Scheduled Activity (UDA)	
	2018	2019
April	37	87
May	191	181
June	269	248
July	504	415
August	569	591
September	646	664
October	747	764
November	856	855
December	872	927
January	1,009	
February	1,255	
March	1,510	
April	1,610	
May	1,614	
June	1,626	

QUALITY

	Quantity	Base Number	Contract	LHB	Wales
% of FP17s for the same patient ID Re-attending within 3 months - Children	4	46	8.7%	8.5%	10.9%
% of FP17s for the same patient ID Re-attending within 3 months - Adults	31	256	12.1%	14.4%	15.6%
% of FP17s for the same patient ID Re-attending between 3 & 9 months - Children	20	46	43.5%	58.3%	59.6%
% of FP17s for the same patient ID Re-attending between 3 & 9 months - Adults	91	256	35.5%	55.4%	55.6%
% of FP17s for Band 1 Urgent Courses	25	286	8.7%	8.9%	8.9%
% of FP17s Relating to Free Repair or Replacements	1	286	0.3%	0.7%	0.7%
% of FP17s Relating to Continuations	0	286	0.0%	0.6%	0.7%
% of Patients satisfied with the dentistry they have received	0	0	N/A	95.4%	93.3%
% of Patients satisfied with the time they had to wait for an appointment	0	0	N/A	90.4%	88.0%

* This is based on patients treated on this contract for their most recent course of treatment. Figures in italics indicate the base number of FP17s or Patient Questionnaire responses are less than 100. N/A is shown where the base number of responses is less than 10 during the period. % is calculated as Quantity/Base number*100

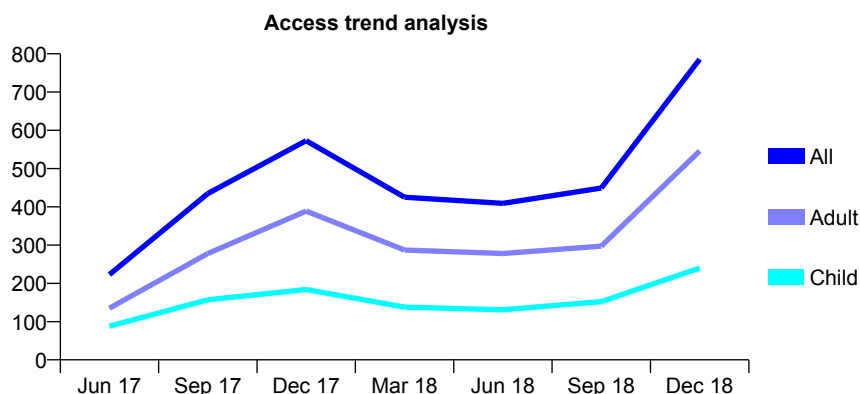
7A6 - Vital Signs At a Glance Contract Report for 100361/0000 - December 2018

Name or company name	Ali Jahanfar & Regina Appah
Contract type name	PDS Contract
Purpose of contract	General
Contract start date	01/04/2017
Contract end date	31/03/2019

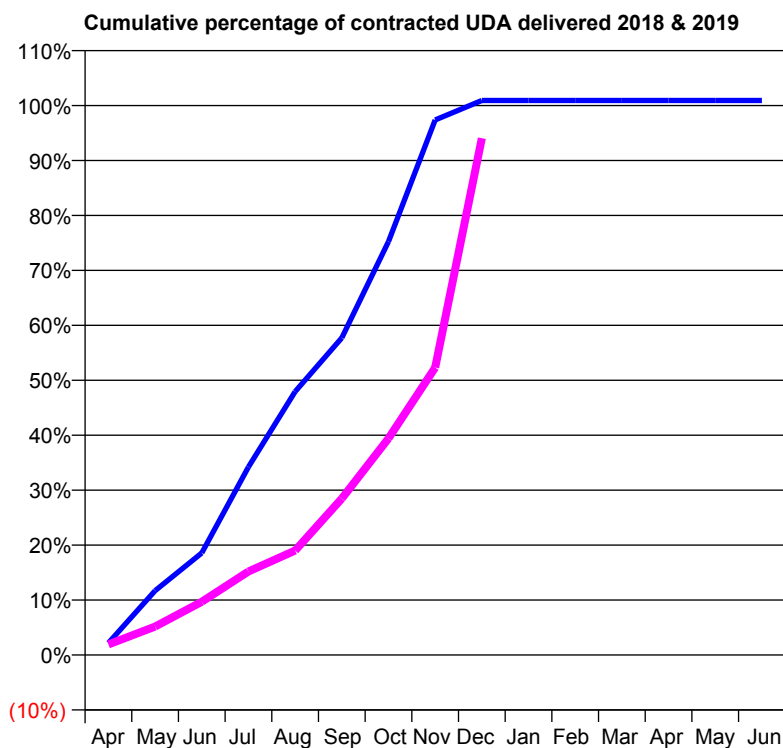
18/19 Contracted general activity (UDA)	1,600
Carry forward general activity (UDA)	-15
18/19 Contracted orthodontic activity (UOA)	0
Carry forward orthodontic activity (UOA)	0
Baseline contract value	£43,367.95

ACCESS*

Patients seen in 24 months	Total	Change since previous quarter
Quarter ending December 2017	573	
Quarter ending March 2018	425	↓
Quarter ending June 2018	409	↓
Quarter ending September 2018	449	↑
Quarter ending December 2018	786	↑
Variance since December 2017	37.2%	↑



ACTIVITY



Month	Adjusted Scheduled Activity (UDA)	
	2018	2019
April	35	31
May	187	83
June	297	155
July	548	243
August	767	304
September	923	456
October	1,204	631
November	1,558	837
December	1,615	1,505
January	1,615	
February	1,615	
March	1,615	
April	1,615	
May	1,615	
June	1,615	

QUALITY

	Quantity	Base Number	Contract	LHB	Wales
% of FP17s for the same patient ID Re-attending within 3 months - Children	1	193	0.5%	8.5%	10.9%
% of FP17s for the same patient ID Re-attending within 3 months - Adults	5	462	1.1%	14.4%	15.6%
% of FP17s for the same patient ID Re-attending between 3 & 9 months - Children	3	193	1.6%	58.3%	59.6%
% of FP17s for the same patient ID Re-attending between 3 & 9 months - Adults	7	462	1.5%	55.4%	55.6%
% of FP17s for Band 1 Urgent Courses	38	655	5.8%	8.9%	8.9%
% of FP17s Relating to Free Repair or Replacements	1	655	0.2%	0.7%	0.7%
% of FP17s Relating to Continuations	0	655	0.0%	0.6%	0.7%
% of Patients satisfied with the dentistry they have received	1	1	N/A	95.4%	93.3%
% of Patients satisfied with the time they had to wait for an appointment	1	1	N/A	90.4%	88.0%

* This is based on patients treated on this contract for their most recent course of treatment. Figures in italics indicate the base number of FP17s or Patient Questionnaire responses are less than 100. N/A is shown where the base number of responses is less than 10 during the period. % is calculated as Quantity/Base number*100

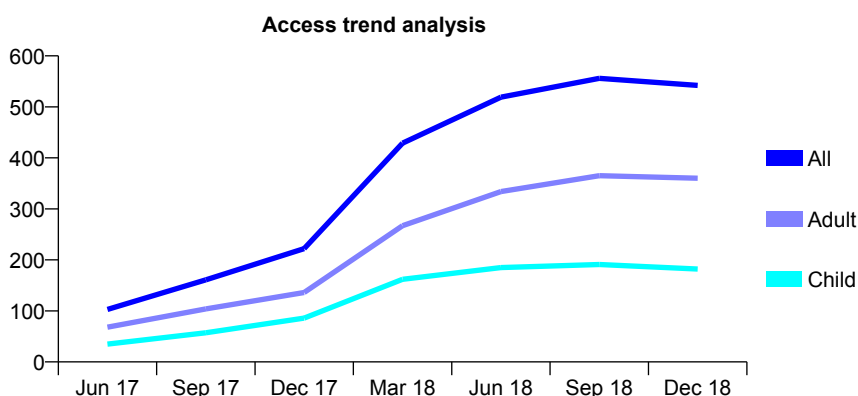
7A6 - Vital Signs At a Glance Contract Report for 100362/0000 - December 2018

Name or company name	Cwmbran Dental Spa
Contract type name	PDS Contract
Purpose of contract	General
Contract start date	01/04/2017
Contract end date	31/03/2019

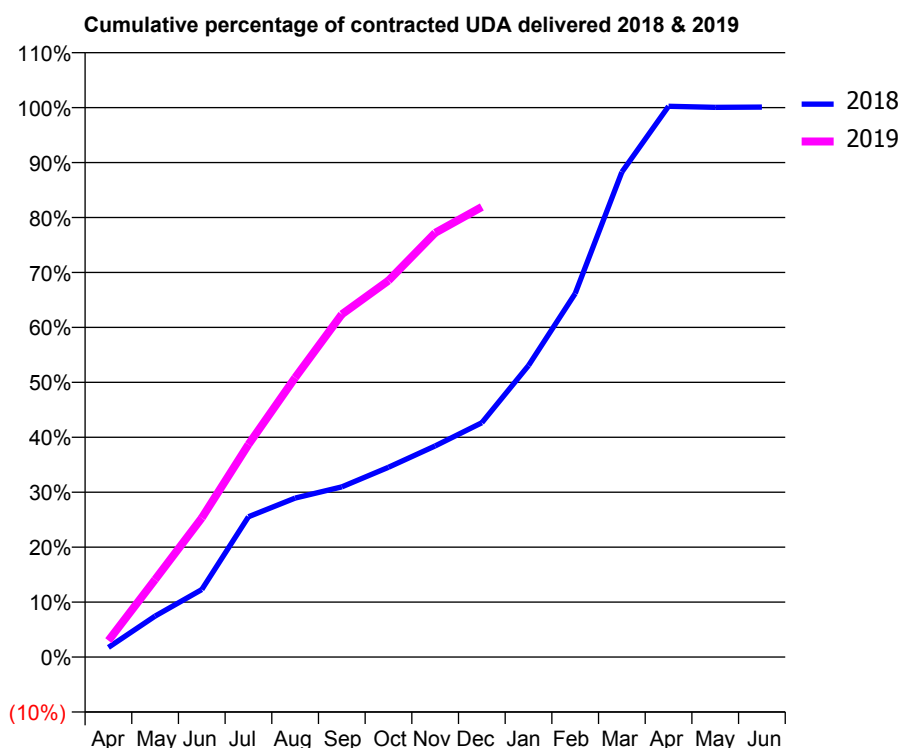
18/19 Contracted general activity (UDA)	1,600
Carry forward general activity (UDA)	-2
18/19 Contracted orthodontic activity (UOA)	0
Carry forward orthodontic activity (UOA)	0
Baseline contract value	£43,367.95

ACCESS*

Patients seen in 24 months	Total	Change since previous quarter
Quarter ending December 2017	222	
Quarter ending March 2018	429	↑
Quarter ending June 2018	519	↑
Quarter ending September 2018	556	↑
Quarter ending December 2018	542	↓
Variance since December 2017	144.1%	↑



ACTIVITY



Month	Adjusted Scheduled Activity (UDA)	
	2018	2019
April	28	48
May	119	226
June	197	405
July	409	619
August	463	814
September	496	998
October	553	1,096
November	615	1,235
December	682	1,311
January	849	
February	1,059	
March	1,412	
April	1,604	
May	1,601	
June	1,602	

QUALITY

	Quantity	Base Number	Contract	LHB	Wales
% of FP17s for the same patient ID Re-attending within 3 months - Children	12	234	5.1%	8.5%	10.9%
% of FP17s for the same patient ID Re-attending within 3 months - Adults	57	461	12.4%	14.4%	15.6%
% of FP17s for the same patient ID Re-attending between 3 & 9 months - Children	84	234	35.9%	58.3%	59.6%
% of FP17s for the same patient ID Re-attending between 3 & 9 months - Adults	144	461	31.2%	55.4%	55.6%
% of FP17s for Band 1 Urgent Courses	74	649	11.4%	8.9%	8.9%
% of FP17s Relating to Free Repair or Replacements	10	649	1.5%	0.7%	0.7%
% of FP17s Relating to Continuations	2	649	0.3%	0.6%	0.7%
% of Patients satisfied with the dentistry they have received	1	1	N/A	95.4%	93.3%
% of Patients satisfied with the time they had to wait for an appointment	1	1	N/A	90.4%	88.0%

* This is based on patients treated on this contract for their most recent course of treatment. Figures in italics indicate the base number of FP17s or Patient Questionnaire responses are less than 100. N/A is shown where the base number of responses is less than 10 during the period. % is calculated as Quantity/Base number*100

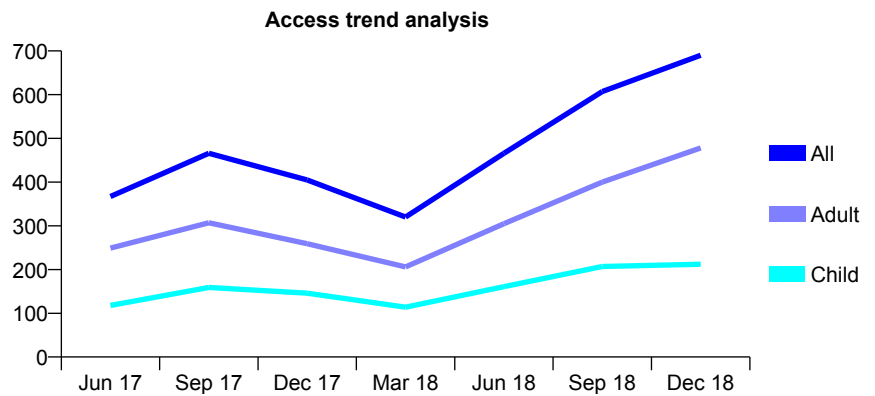
7A6 - Vital Signs At a Glance Contract Report for 100363/0000 - December 2018

Name or company name	Grove Surgery Ltd
Contract type name	PDS Contract
Purpose of contract	General
Contract start date	01/04/2017
Contract end date	31/03/2019

18/19 Contracted general activity (UDA)	1,600
Carry forward general activity (UDA)	-42
18/19 Contracted orthodontic activity (UOA)	0
Carry forward orthodontic activity (UOA)	0
Baseline contract value	£43,367.95

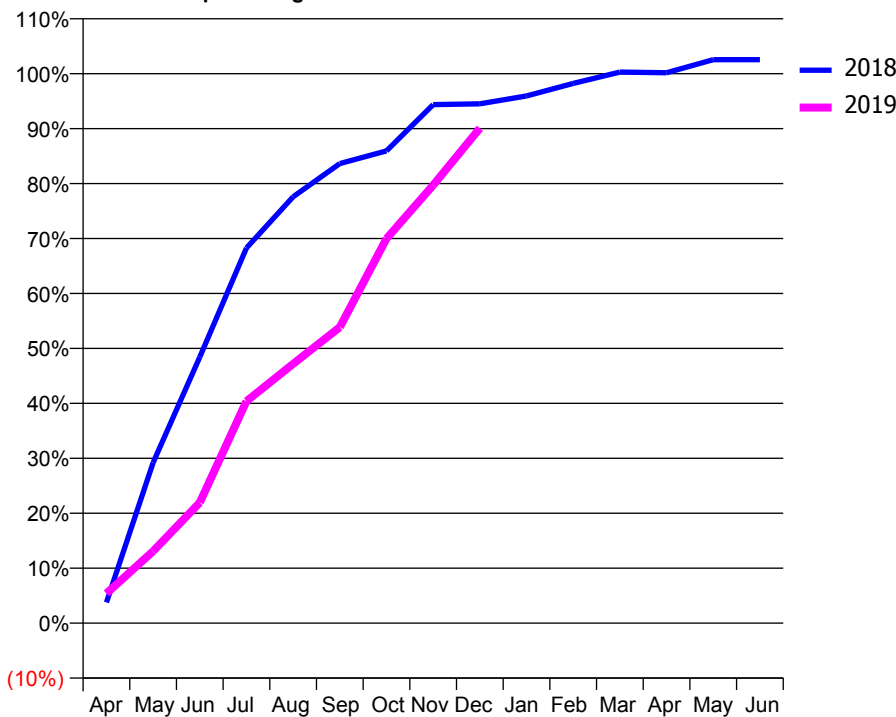
ACCESS*

Patients seen in 24 months	Total	Change since previous quarter
Quarter ending December 2017	405	
Quarter ending March 2018	320	↓
Quarter ending June 2018	466	↑
Quarter ending September 2018	607	↑
Quarter ending December 2018	690	↑
Variance since December 2017	70.4%	↑



ACTIVITY

Cumulative percentage of contracted UDA delivered 2018 & 2019



Month	Adjusted Scheduled Activity (UDA)	
	2018	2019
April	60	86
May	467	209
June	775	351
July	1,092	646
August	1,241	755
September	1,338	862
October	1,375	1,119
November	1,510	1,275
December	1,512	1,441
January	1,535	
February	1,572	
March	1,605	
April	1,603	
May	1,641	
June	1,641	

QUALITY

	Quantity	Base Number	Contract	LHB	Wales
% of FP17s for the same patient ID Re-attending within 3 months - Children	0	200	0.0%	8.5%	10.9%
% of FP17s for the same patient ID Re-attending within 3 months - Adults	10	426	2.3%	14.4%	15.6%
% of FP17s for the same patient ID Re-attending between 3 & 9 months - Children	2	200	1.0%	58.3%	59.6%
% of FP17s for the same patient ID Re-attending between 3 & 9 months - Adults	6	426	1.4%	55.4%	55.6%
% of FP17s for Band 1 Urgent Courses	56	615	9.1%	8.9%	8.9%
% of FP17s Relating to Free Repair or Replacements	1	615	0.2%	0.7%	0.7%
% of FP17s Relating to Continuations	4	615	0.7%	0.6%	0.7%
% of Patients satisfied with the dentistry they have received	1	1	N/A	95.4%	93.3%
% of Patients satisfied with the time they had to wait for an appointment	1	1	N/A	90.4%	88.0%

* This is based on patients treated on this contract for their most recent course of treatment. Figures in italics indicate the base number of FP17s or Patient Questionnaire responses are less than 100. N/A is shown where the base number of responses is less than 10 during the period. % is calculated as Quantity/Base number*100

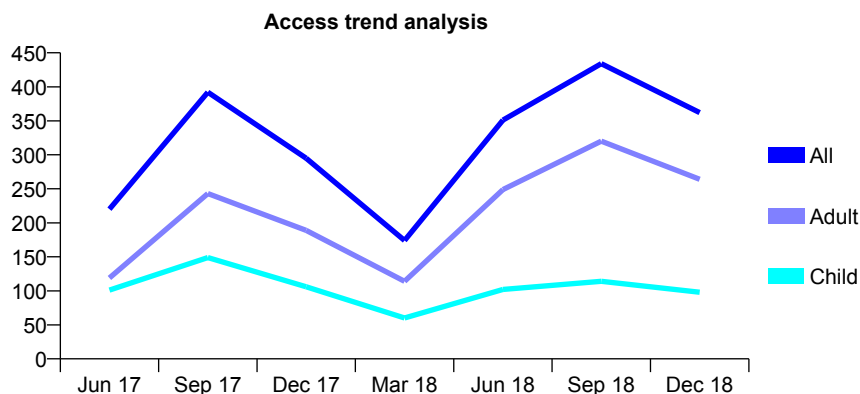
7A6 - Vital Signs At a Glance Contract Report for 100364/0000 - December 2018

Name or company name	MR JD COOK
Contract type name	PDS Contract
Purpose of contract	General
Contract start date	01/04/2017
Contract end date	31/03/2019

18/19 Contracted general activity (UDA)	1,440
Carry forward general activity (UDA)	-73
18/19 Contracted orthodontic activity (UOA)	0
Carry forward orthodontic activity (UOA)	0
Baseline contract value	£43,367.95

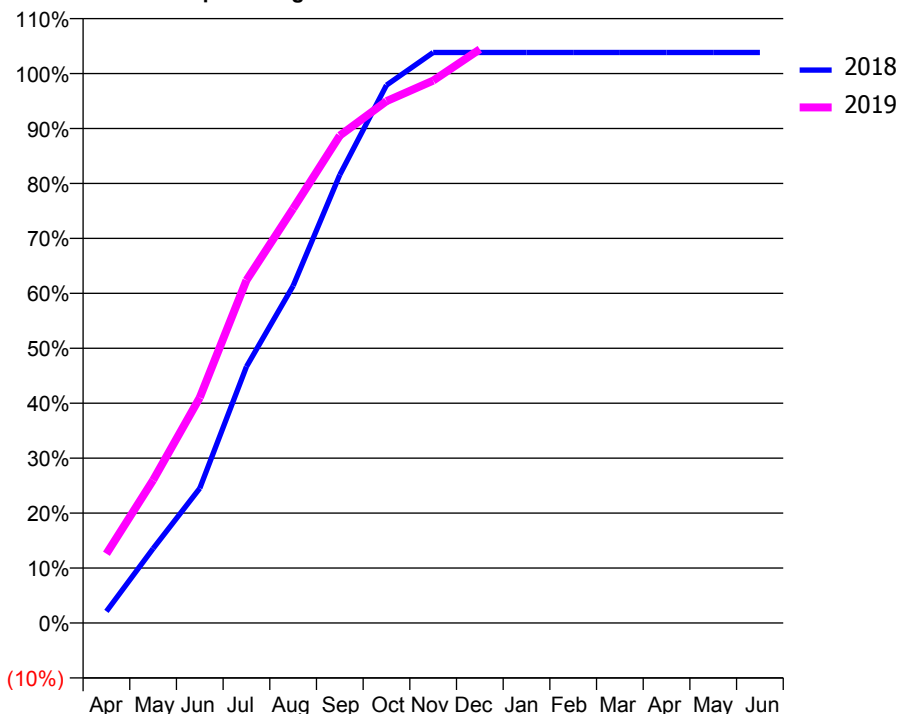
ACCESS*

Patients seen in 24 months	Total	Change since previous quarter
Quarter ending December 2017	295	
Quarter ending March 2018	174	↓
Quarter ending June 2018	351	↑
Quarter ending September 2018	434	↑
Quarter ending December 2018	362	↓
Variance since December 2017	22.7%	↑



ACTIVITY

Cumulative percentage of contracted UDA delivered 2018 & 2019



Month	Adjusted Scheduled Activity (UDA)	
	2018	2019
April	34	182
May	217	375
June	392	591
July	747	898
August	982	1,086
September	1,305	1,277
October	1,566	1,367
November	1,661	1,421
December	1,661	1,504
January	1,661	
February	1,661	
March	1,661	
April	1,661	
May	1,661	
June	1,661	

QUALITY

	Quantity	Base Number	Contract	LHB	Wales
% of FP17s for the same patient ID Re-attending within 3 months - Children	3	128	2.3%	8.5%	10.9%
% of FP17s for the same patient ID Re-attending within 3 months - Adults	12	358	3.4%	14.4%	15.6%
% of FP17s for the same patient ID Re-attending between 3 & 9 months - Children	3	128	2.3%	58.3%	59.6%
% of FP17s for the same patient ID Re-attending between 3 & 9 months - Adults	11	358	3.1%	55.4%	55.6%
% of FP17s for Band 1 Urgent Courses	53	486	10.9%	8.9%	8.9%
% of FP17s Relating to Free Repair or Replacements	0	486	0.0%	0.7%	0.7%
% of FP17s Relating to Continuations	0	486	0.0%	0.6%	0.7%
% of Patients satisfied with the dentistry they have received	1	1	N/A	95.4%	93.3%
% of Patients satisfied with the time they had to wait for an appointment	1	1	N/A	90.4%	88.0%

* This is based on patients treated on this contract for their most recent course of treatment. Figures in italics indicate the base number of FP17s or Patient Questionnaire responses are less than 100. N/A is shown where the base number of responses is less than 10 during the period. % is calculated as Quantity/Base number*100

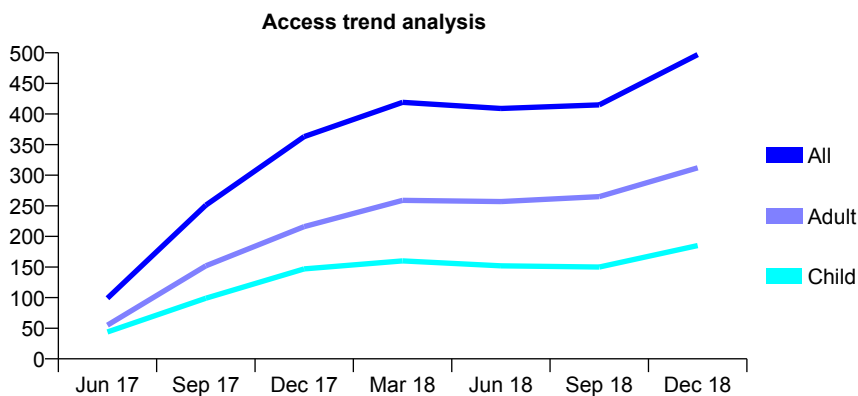
7A6 - Vital Signs At a Glance Contract Report for 100366/0000 - December 2018

Name or company name	Newport Dental Care Partnership
Contract type name	PDS Contract
Purpose of contract	General
Contract start date	01/04/2017
Contract end date	31/03/2019

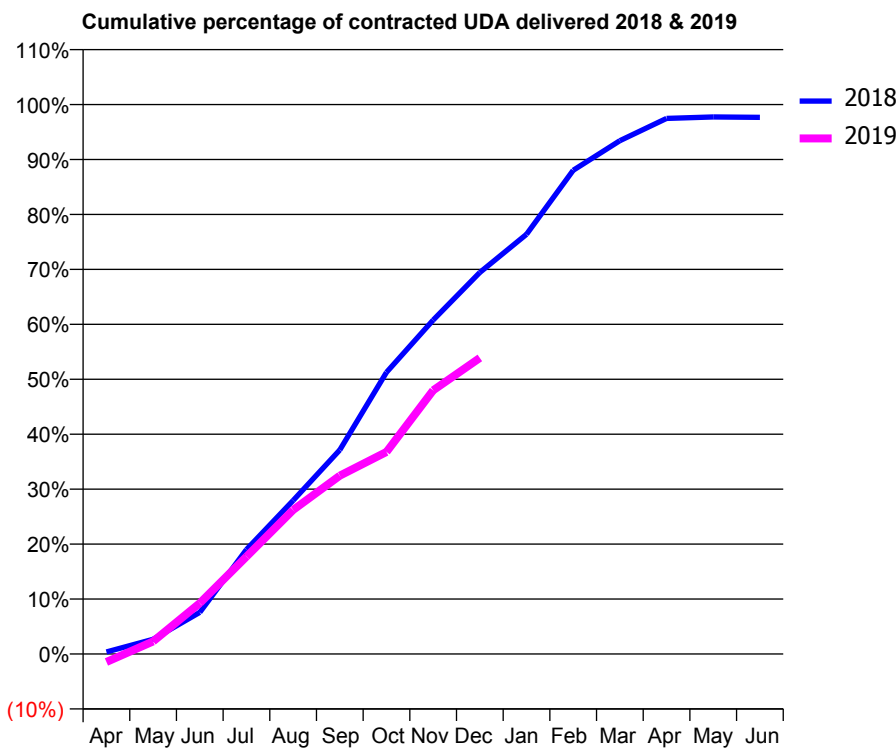
18/19 Contracted general activity (UDA)	1,440
Carry forward general activity (UDA)	36
18/19 Contracted orthodontic activity (UOA)	0
Carry forward orthodontic activity (UOA)	0
Baseline contract value	£43,367.95

ACCESS*

Patients seen in 24 months	Total	Change since previous quarter
Quarter ending December 2017	363	
Quarter ending March 2018	419	↑
Quarter ending June 2018	409	↓
Quarter ending September 2018	415	→
Quarter ending December 2018	497	↑
Variance since December 2017	36.9%	↑



ACTIVITY



Month	Adjusted Scheduled Activity (UDA)	
	2018	2019
April	6	-21
May	43	33
June	121	133
July	304	255
August	447	377
September	594	467
October	820	530
November	972	691
December	1,111	776
January	1,222	
February	1,409	
March	1,495	
April	1,560	
May	1,564	
June	1,563	

QUALITY

	Quantity	Base Number	Contract	LHB	Wales
% of FP17s for the same patient ID Re-attending within 3 months - Children	0	139	0.0%	8.5%	10.9%
% of FP17s for the same patient ID Re-attending within 3 months - Adults	0	210	0.0%	14.4%	15.6%
% of FP17s for the same patient ID Re-attending between 3 & 9 months - Children	0	139	0.0%	58.3%	59.6%
% of FP17s for the same patient ID Re-attending between 3 & 9 months - Adults	0	210	0.0%	55.4%	55.6%
% of FP17s for Band 1 Urgent Courses	5	331	1.5%	8.9%	8.9%
% of FP17s Relating to Free Repair or Replacements	0	331	0.0%	0.7%	0.7%
% of FP17s Relating to Continuations	0	331	0.0%	0.6%	0.7%
% of Patients satisfied with the dentistry they have received	2	2	N/A	95.4%	93.3%
% of Patients satisfied with the time they had to wait for an appointment	2	2	N/A	90.4%	88.0%

* This is based on patients treated on this contract for their most recent course of treatment. Figures in italics indicate the base number of FP17s or Patient Questionnaire responses are less than 100. N/A is shown where the base number of responses is less than 10 during the period. % is calculated as Quantity/Base number*100

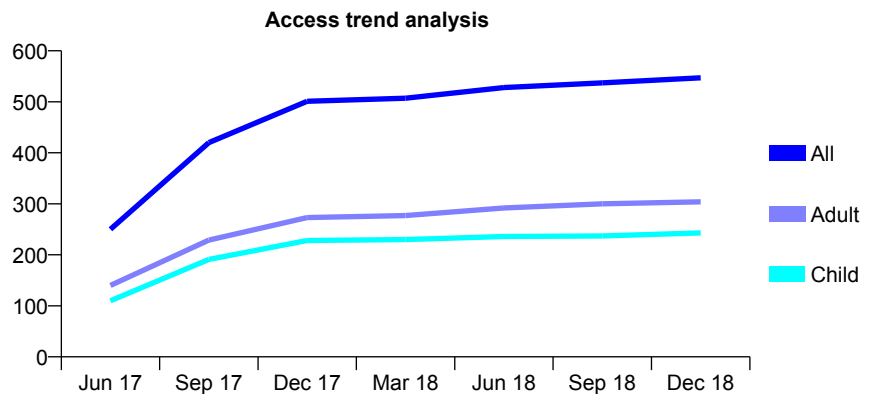
7A6 - Vital Signs At a Glance Contract Report for 100379/0000 - December 2018

Name or company name	Parklands Dental Practice
Contract type name	GDS Contract
Purpose of contract	General
Contract start date	22/03/2017
Contract end date	

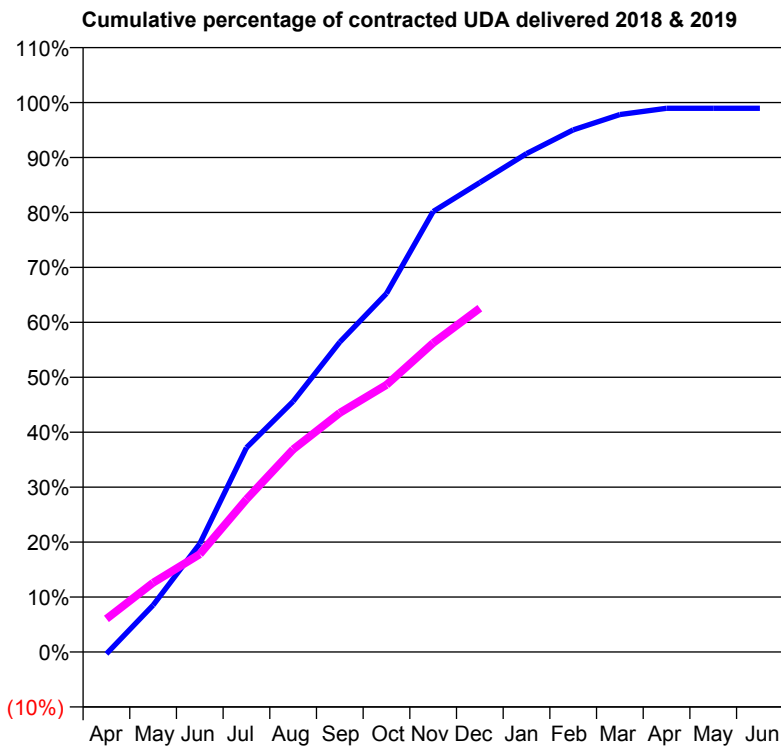
18/19 Contracted general activity (UDA)	1,715
Carry forward general activity (UDA)	17
18/19 Contracted orthodontic activity (UOA)	0
Carry forward orthodontic activity (UOA)	0
Baseline contract value	£75,810.72

ACCESS*

Patients seen in 24 months	Total	Change since previous quarter
Quarter ending December 2017	501	
Quarter ending March 2018	507	→
Quarter ending June 2018	528	↑
Quarter ending September 2018	537	→
Quarter ending December 2018	547	→
Variance since December 2017	9.2%	↑



ACTIVITY



Month	Adjusted Scheduled Activity (UDA)	
	2018	2019
April	-6	103
May	146	216
June	338	305
July	638	477
August	782	632
September	967	747
October	1,119	834
November	1,375	965
December	1,465	1,073
January	1,556	
February	1,630	
March	1,677	
April	1,697	
May	1,697	
June	1,697	

QUALITY

	Quantity	Base Number	Contract	LHB	Wales
% of FP17s for the same patient ID Re-attending within 3 months - Children	9	304	3.0%	8.5%	10.9%
% of FP17s for the same patient ID Re-attending within 3 months - Adults	23	327	7.0%	14.4%	15.6%
% of FP17s for the same patient ID Re-attending between 3 & 9 months - Children	197	304	64.8%	58.3%	59.6%
% of FP17s for the same patient ID Re-attending between 3 & 9 months - Adults	218	327	66.7%	55.4%	55.6%
% of FP17s for Band 1 Urgent Courses	26	623	4.2%	8.9%	8.9%
% of FP17s Relating to Free Repair or Replacements	1	623	0.2%	0.7%	0.7%
% of FP17s Relating to Continuations	4	623	0.6%	0.6%	0.7%
% of Patients satisfied with the dentistry they have received	0	0	N/A	95.4%	93.3%
% of Patients satisfied with the time they had to wait for an appointment	0	0	N/A	90.4%	88.0%

* This is based on patients treated on this contract for their most recent course of treatment. Figures in italics indicate the base number of FP17s or Patient Questionnaire responses are less than 100. N/A is shown where the base number of responses is less than 10 during the period. % is calculated as Quantity/Base number*100

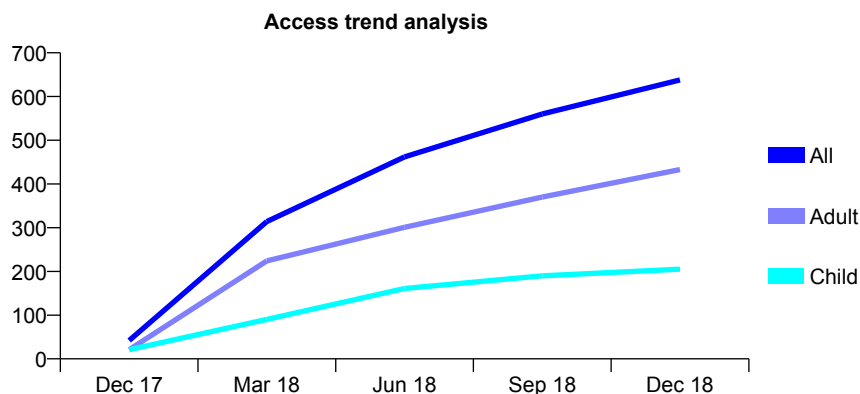
7A6 - Vital Signs At a Glance Contract Report for 100502/0000 - December 2018

Name or company name	MR JW REES
Contract type name	GDS Contract
Purpose of contract	General
Contract start date	06/11/2017
Contract end date	

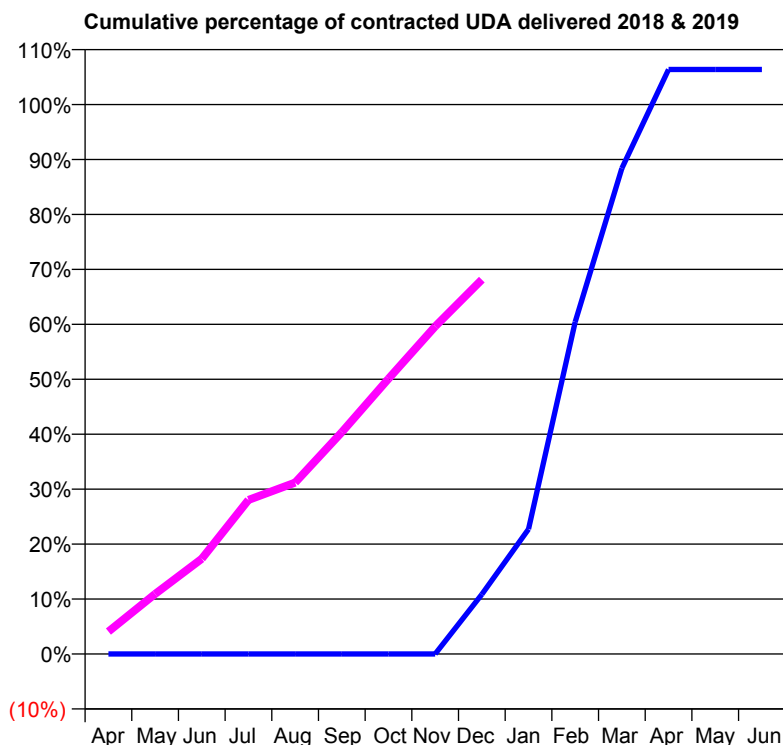
18/19 Contracted general activity (UDA)	1,769
Carry forward general activity (UDA)	27
18/19 Contracted orthodontic activity (UOA)	0
Carry forward orthodontic activity (UOA)	0
Baseline contract value	£45,293.26

ACCESS*

Patients seen in 24 months	Total	Change since previous quarter
Quarter ending December 2017	42	
Quarter ending March 2018	314	↑
Quarter ending June 2018	462	↑
Quarter ending September 2018	560	↑
Quarter ending December 2018	638	↑
Variance since December 2017	1419.0%	↑



ACTIVITY



Month	Adjusted Scheduled Activity (UDA)	
	2018	2019
April	0	72
May	0	194
June	0	307
July	0	496
August	0	552
September	0	714
October	0	886
November	0	1,055
December	77	1,205
January	162	
February	431	
March	630	
April	758	
May	758	
June	758	

QUALITY

	Quantity	Base Number	Contract	LHB	Wales
% of FP17s for the same patient ID Re-attending within 3 months - Children	13	253	5.1%	8.5%	10.9%
% of FP17s for the same patient ID Re-attending within 3 months - Adults	46	421	10.9%	14.4%	15.6%
% of FP17s for the same patient ID Re-attending between 3 & 9 months - Children	94	253	37.2%	58.3%	59.6%
% of FP17s for the same patient ID Re-attending between 3 & 9 months - Adults	128	421	30.4%	55.4%	55.6%
% of FP17s for Band 1 Urgent Courses	15	618	2.4%	8.9%	8.9%
% of FP17s Relating to Free Repair or Replacements	0	618	0.0%	0.7%	0.7%
% of FP17s Relating to Continuations	0	618	0.0%	0.6%	0.7%
% of Patients satisfied with the dentistry they have received	3	3	N/A	95.4%	93.3%
% of Patients satisfied with the time they had to wait for an appointment	3	3	N/A	90.4%	88.0%

* This is based on patients treated on this contract for their most recent course of treatment. Figures in italics indicate the base number of FP17s or Patient Questionnaire responses are less than 100. N/A is shown where the base number of responses is less than 10 during the period. % is calculated as Quantity/Base number*100

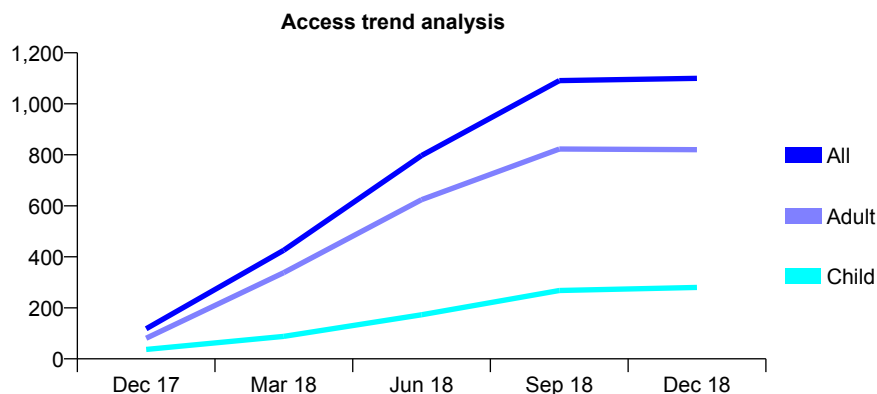
7A6 - Vital Signs At a Glance Contract Report for 100530/0000 - December 2018

Name or company name	Ali Jahanfar & Regina Appah
Contract type name	PDS Contract
Purpose of contract	General
Contract start date	01/11/2017
Contract end date	31/10/2019

18/19 Contracted general activity (UDA)	2,885
Carry forward general activity (UDA)	72
18/19 Contracted orthodontic activity (UOA)	0
Carry forward orthodontic activity (UOA)	0
Baseline contract value	£77,077.50

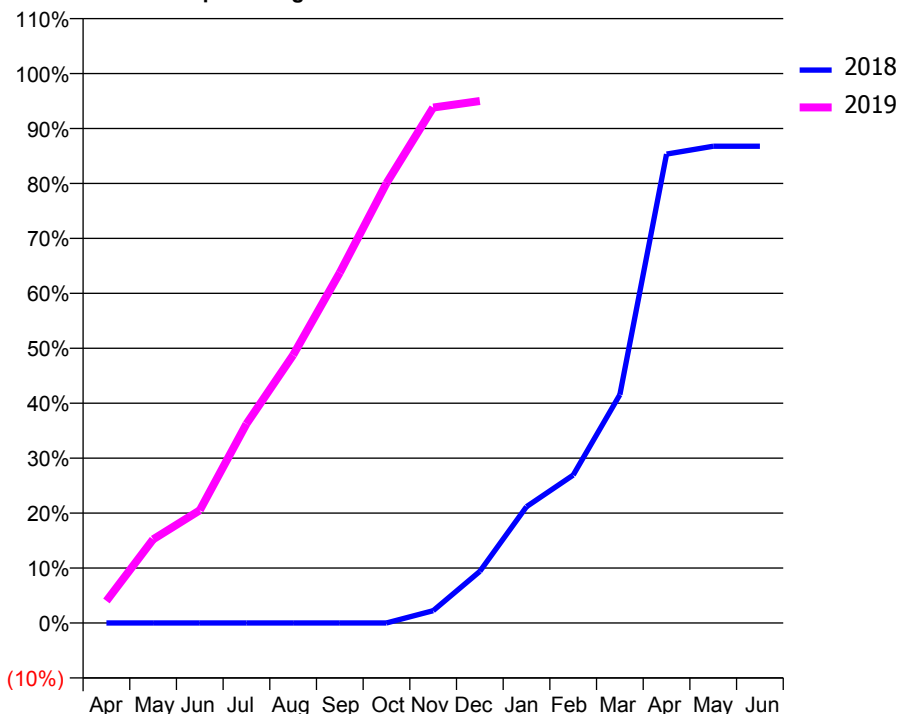
ACCESS*

Patients seen in 24 months	Total	Change since previous quarter
Quarter ending December 2017	118	
Quarter ending March 2018	426	↑
Quarter ending June 2018	797	↑
Quarter ending September 2018	1,091	↑
Quarter ending December 2018	1,100	→
Variance since December 2017	832.2%	↑



ACTIVITY

Cumulative percentage of contracted UDA delivered 2018 & 2019



Adjusted Scheduled Activity (UDA)

Month	2018	2019
April	0	116
May	0	439
June	0	592
July	0	1,046
August	0	1,407
September	0	1,840
October	0	2,309
November	27	2,706
December	113	2,740
January	255	
February	324	
March	500	
April	1,026	
May	1,043	
June	1,043	

QUALITY

	Quantity	Base Number	Contract	LHB	Wales
% of FP17s for the same patient ID Re-attending within 3 months - Children	15	374	4.0%	8.5%	10.9%
% of FP17s for the same patient ID Re-attending within 3 months - Adults	52	1,236	4.2%	14.4%	15.6%
% of FP17s for the same patient ID Re-attending between 3 & 9 months - Children	50	374	13.4%	58.3%	59.6%
% of FP17s for the same patient ID Re-attending between 3 & 9 months - Adults	117	1,236	9.5%	55.4%	55.6%
% of FP17s for Band 1 Urgent Courses	92	1,315	7.0%	8.9%	8.9%
% of FP17s Relating to Free Repair or Replacements	9	1,315	0.7%	0.7%	0.7%
% of FP17s Relating to Continuations	8	1,315	0.6%	0.6%	0.7%
% of Patients satisfied with the dentistry they have received	0	0	N/A	95.4%	93.3%
% of Patients satisfied with the time they had to wait for an appointment	0	0	N/A	90.4%	88.0%

* This is based on patients treated on this contract for their most recent course of treatment. Figures in italics indicate the base number of FP17s or Patient Questionnaire responses are less than 100. N/A is shown where the base number of responses is less than 10 during the period. % is calculated as Quantity/Base number*100

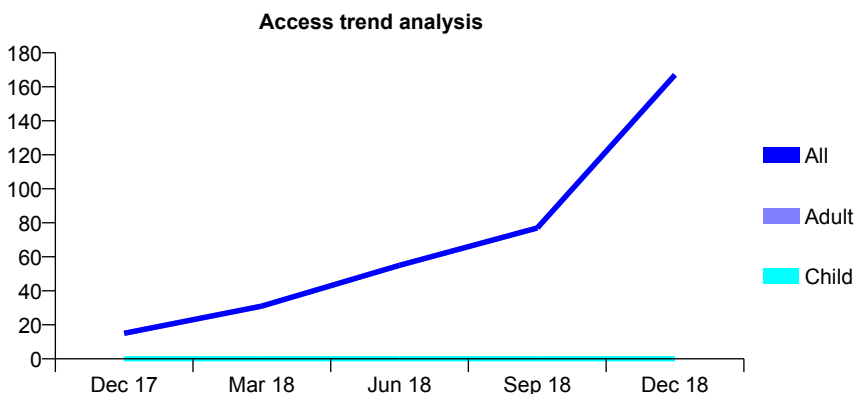
7A6 - Vital Signs At a Glance Contract Report for 100539/0000 - December 2018

Name or company name	Blackwood Dental Centre.
Contract type name	PDS Contract
Purpose of contract	General
Contract start date	13/11/2017
Contract end date	12/11/2019

18/19 Contracted general activity (UDA)	950
Carry forward general activity (UDA)	0
18/19 Contracted orthodontic activity (UOA)	0
Carry forward orthodontic activity (UOA)	0
Baseline contract value	£48,815.75

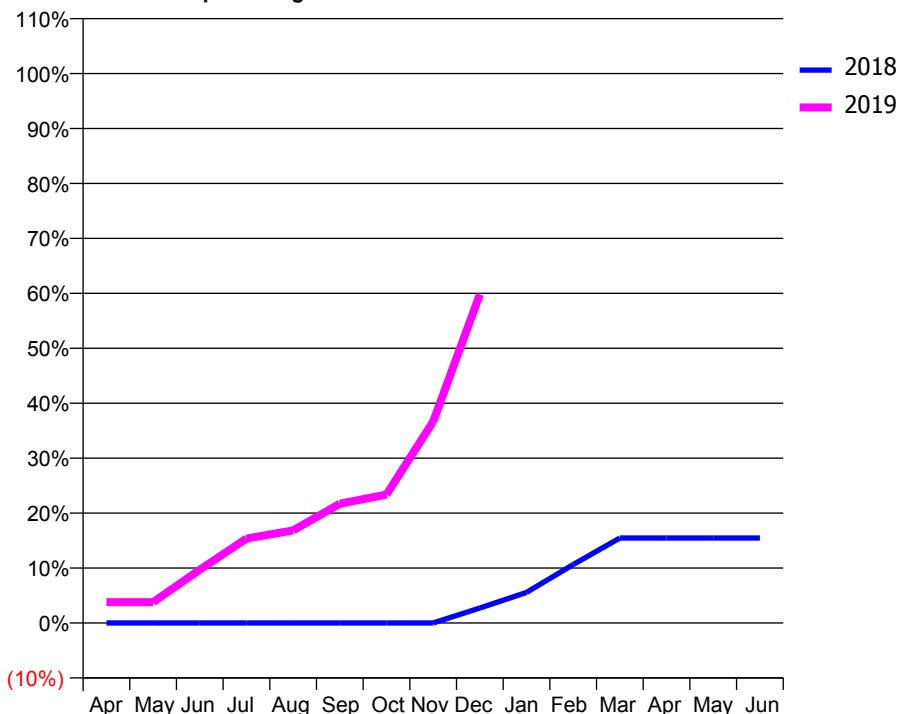
ACCESS*

Patients seen in 24 months	Total	Change since previous quarter
Quarter ending December 2017	15	
Quarter ending March 2018	31	↑
Quarter ending June 2018	55	↑
Quarter ending September 2018	77	↑
Quarter ending December 2018	167	↑
Variance since December 2017	1013.3%	↑



ACTIVITY

Cumulative percentage of contracted UDA delivered 2018 & 2019



Month	Adjusted Scheduled Activity (UDA)	
	2018	2019
April	0	36
May	0	36
June	0	92
July	0	146
August	0	160
September	0	206
October	0	222
November	0	348
December	26	568
January	53	
February	101	
March	147	
April	147	
May	147	
June	147	

QUALITY

	Quantity	Base Number	Contract	LHB	Wales
% of FP17s for the same patient ID Re-attending within 3 months - Children	0	0	N/A	8.5%	10.9%
% of FP17s for the same patient ID Re-attending within 3 months - Adults	2	128	1.6%	14.4%	15.6%
% of FP17s for the same patient ID Re-attending between 3 & 9 months - Children	0	0	N/A	58.3%	59.6%
% of FP17s for the same patient ID Re-attending between 3 & 9 months - Adults	2	128	1.6%	55.4%	55.6%
% of FP17s for Band 1 Urgent Courses	1	128	0.8%	8.9%	8.9%
% of FP17s Relating to Free Repair or Replacements	0	128	0.0%	0.7%	0.7%
% of FP17s Relating to Continuations	0	128	0.0%	0.6%	0.7%
% of Patients satisfied with the dentistry they have received	0	0	N/A	95.4%	93.3%
% of Patients satisfied with the time they had to wait for an appointment	0	0	N/A	90.4%	88.0%

* This is based on patients treated on this contract for their most recent course of treatment. Figures in italics indicate the base number of FP17s or Patient Questionnaire responses are less than 100. N/A is shown where the base number of responses is less than 10 during the period. % is calculated as Quantity/Base number*100

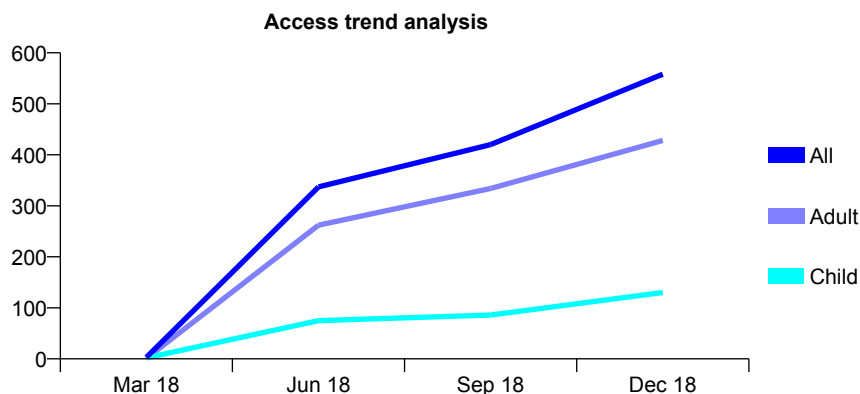
7A6 - Vital Signs At a Glance Contract Report for 100575/0000 - December 2018

Name or company name	Gupta & Gupta Limited
Contract type name	PDS Contract
Purpose of contract	General
Contract start date	01/01/2018
Contract end date	31/12/2019

18/19 Contracted general activity (UDA)	3,000
Carry forward general activity (UDA)	40
18/19 Contracted orthodontic activity (UOA)	0
Carry forward orthodontic activity (UOA)	0
Baseline contract value	£80,160.60

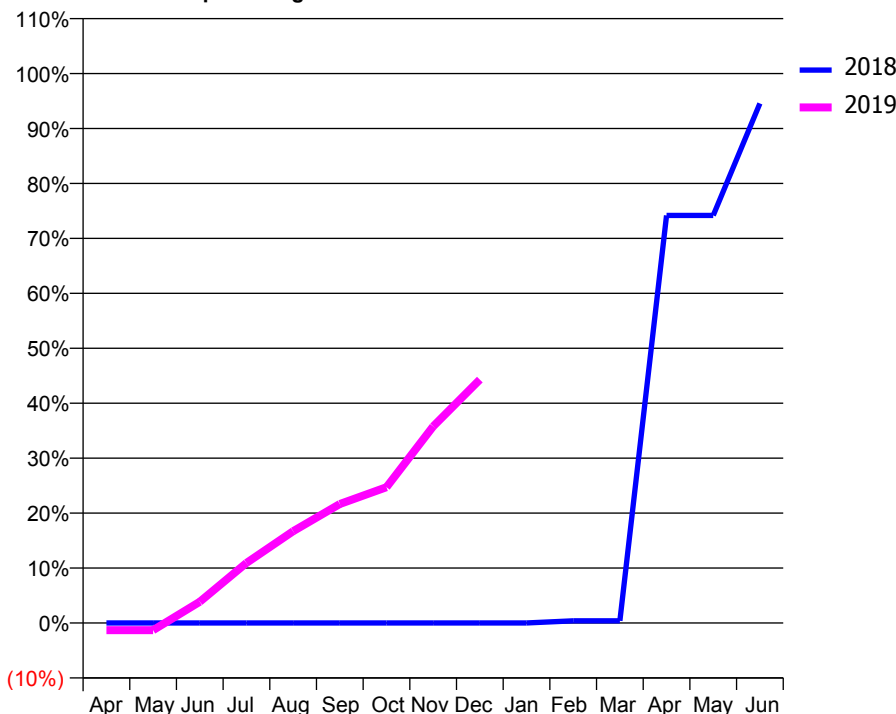
ACCESS*

Patients seen in 24 months	Total	Change since previous quarter
Quarter ending December 2017	0	
Quarter ending March 2018	3	
Quarter ending June 2018	337	↑
Quarter ending September 2018	420	↑
Quarter ending December 2018	558	↑
Variance since December 2017	N/A	



ACTIVITY

Cumulative percentage of contracted UDA delivered 2018 & 2019



Adjusted Scheduled Activity (UDA)

Month	2018	2019
April	0	-40
May	0	-40
June	0	116
July	0	328
August	0	501
September	0	650
October	0	741
November	0	1,073
December	0	1,329
January	0	
February	3	
March	3	
April	556	
May	556	
June	709	

QUALITY

	Quantity	Base Number	Contract	LHB	Wales
% of FP17s for the same patient ID Re-attending within 3 months - Children	4	186	2.2%	8.5%	10.9%
% of FP17s for the same patient ID Re-attending within 3 months - Adults	31	636	4.9%	14.4%	15.6%
% of FP17s for the same patient ID Re-attending between 3 & 9 months - Children	17	186	9.1%	58.3%	59.6%
% of FP17s for the same patient ID Re-attending between 3 & 9 months - Adults	56	636	8.8%	55.4%	55.6%
% of FP17s for Band 1 Urgent Courses	21	591	3.6%	8.9%	8.9%
% of FP17s Relating to Free Repair or Replacements	1	591	0.2%	0.7%	0.7%
% of FP17s Relating to Continuations	4	591	0.7%	0.6%	0.7%
% of Patients satisfied with the dentistry they have received	0	0	N/A	95.4%	93.3%
% of Patients satisfied with the time they had to wait for an appointment	0	0	N/A	90.4%	88.0%

* This is based on patients treated on this contract for their most recent course of treatment. Figures in italics indicate the base number of FP17s or Patient Questionnaire responses are less than 100. N/A is shown where the base number of responses is less than 10 during the period. % is calculated as Quantity/Base number*100

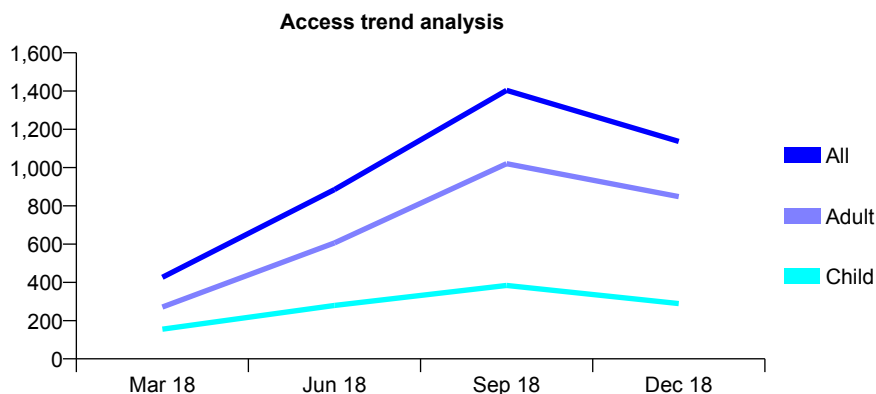
7A6 - Vital Signs At a Glance Contract Report for 100576/0000 - December 2018

Name or company name	Restore Dental Group
Contract type name	PDS Contract
Purpose of contract	General
Contract start date	01/01/2018
Contract end date	31/12/2019

18/19 Contracted general activity (UDA)	4,155
Carry forward general activity (UDA)	-2
18/19 Contracted orthodontic activity (UOA)	0
Carry forward orthodontic activity (UOA)	0
Baseline contract value	£111,022.43

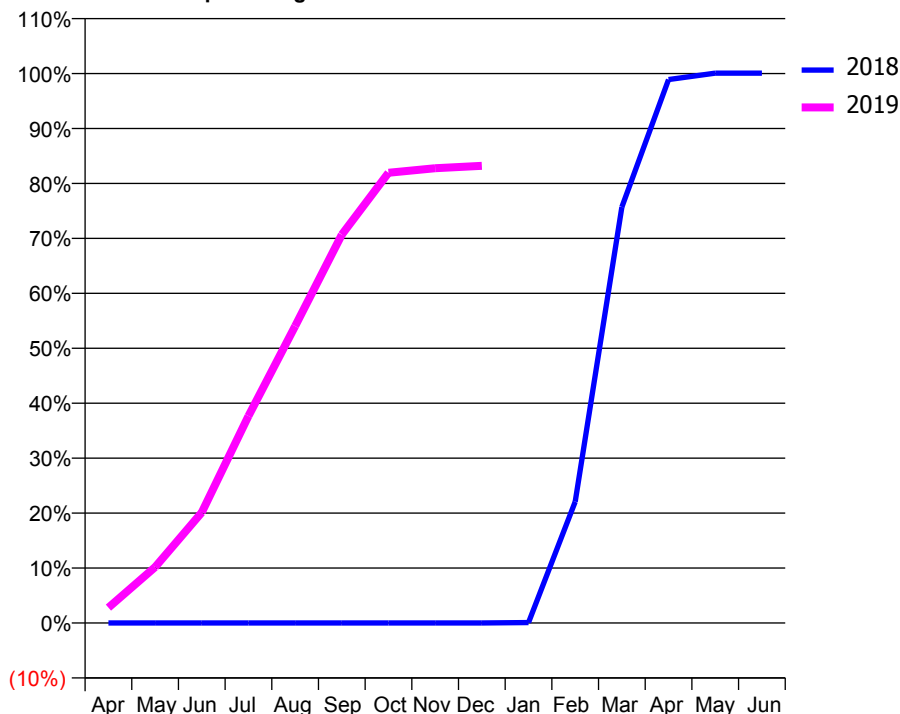
ACCESS*

Patients seen in 24 months	Total	Change since previous quarter
Quarter ending December 2017	0	
Quarter ending March 2018	426	
Quarter ending June 2018	885	↑
Quarter ending September 2018	1,404	↑
Quarter ending December 2018	1,137	↓
Variance since December 2017	N/A	



ACTIVITY

Cumulative percentage of contracted UDA delivered 2018 & 2019



Adjusted Scheduled Activity (UDA)

Month	2018	2019
April	0	116
May	0	423
June	0	836
July	0	1,566
August	0	2,245
September	0	2,937
October	0	3,405
November	0	3,439
December	0	3,457
January	1	
February	229	
March	787	
April	1,028	
May	1,040	
June	1,040	

QUALITY

	Quantity	Base Number	Contract	LHB	Wales
% of FP17s for the same patient ID Re-attending within 3 months - Children	12	381	3.1%	8.5%	10.9%
% of FP17s for the same patient ID Re-attending within 3 months - Adults	35	1,239	2.8%	14.4%	15.6%
% of FP17s for the same patient ID Re-attending between 3 & 9 months - Children	32	381	8.4%	58.3%	59.6%
% of FP17s for the same patient ID Re-attending between 3 & 9 months - Adults	43	1,239	3.5%	55.4%	55.6%
% of FP17s for Band 1 Urgent Courses	184	1,553	11.8%	8.9%	8.9%
% of FP17s Relating to Free Repair or Replacements	0	1,553	0.0%	0.7%	0.7%
% of FP17s Relating to Continuations	3	1,553	0.2%	0.6%	0.7%
% of Patients satisfied with the dentistry they have received	1	1	N/A	95.4%	93.3%
% of Patients satisfied with the time they had to wait for an appointment	1	1	N/A	90.4%	88.0%

* This is based on patients treated on this contract for their most recent course of treatment. Figures in italics indicate the base number of FP17s or Patient Questionnaire responses are less than 100. N/A is shown where the base number of responses is less than 10 during the period. % is calculated as Quantity/Base number*100

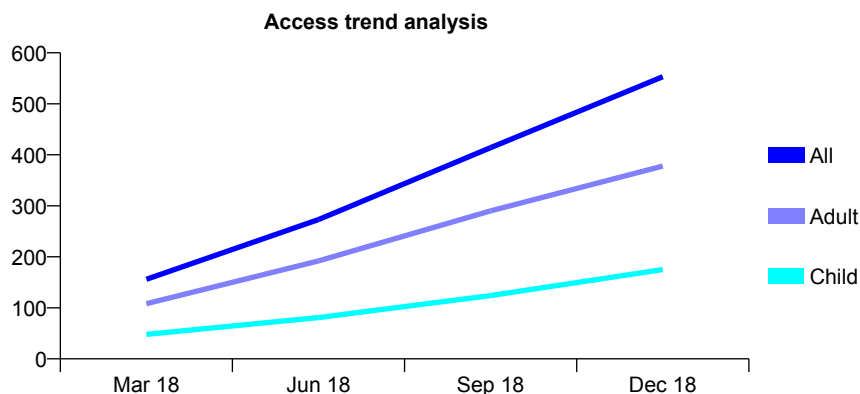
7A6 - Vital Signs At a Glance Contract Report for 100577/0000 - December 2018

Name or company name	Risca Dental Practice Limited
Contract type name	PDS Contract
Purpose of contract	General
Contract start date	01/01/2018
Contract end date	31/12/2019

18/19 Contracted general activity (UDA)	1,500
Carry forward general activity (UDA)	23
18/19 Contracted orthodontic activity (UOA)	0
Carry forward orthodontic activity (UOA)	0
Baseline contract value	£40,080.30

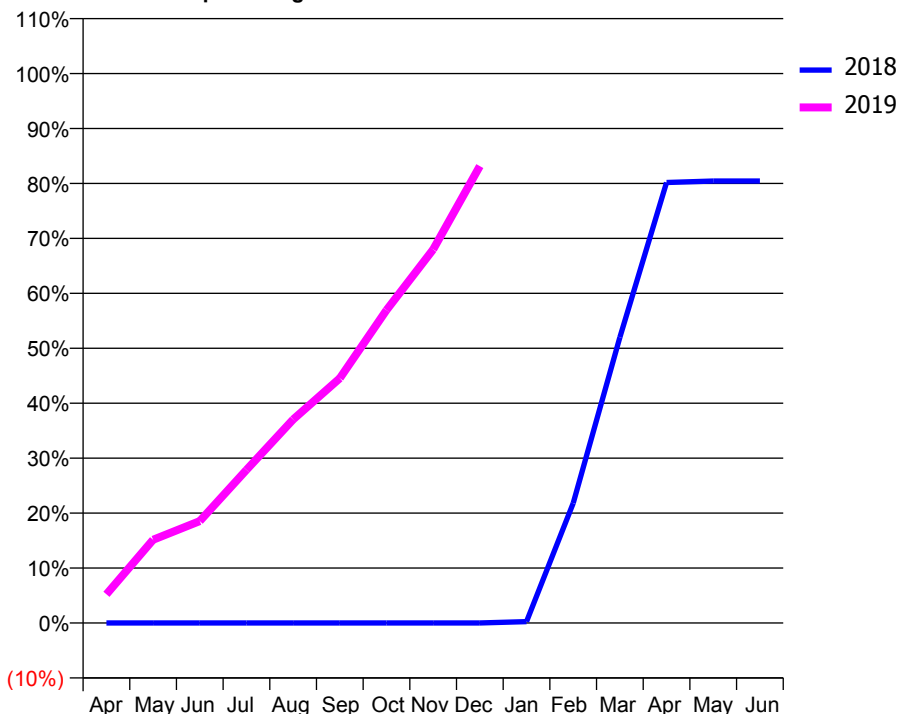
ACCESS*

Patients seen in 24 months	Total	Change since previous quarter
Quarter ending December 2017	0	
Quarter ending March 2018	156	
Quarter ending June 2018	273	↑
Quarter ending September 2018	414	↑
Quarter ending December 2018	553	↑
Variance since December 2017	N/A	



ACTIVITY

Cumulative percentage of contracted UDA delivered 2018 & 2019



Month	Adjusted Scheduled Activity (UDA)	
	2018	2019
April	0	79
May	0	227
June	0	278
July	0	418
August	0	556
September	0	668
October	0	854
November	0	1,020
December	0	1,247
January	1	
February	82	
March	195	
April	301	
May	302	
June	302	

QUALITY

	Quantity	Base Number	Contract	LHB	Wales
% of FP17s for the same patient ID Re-attending within 3 months - Children	11	198	5.6%	8.5%	10.9%
% of FP17s for the same patient ID Re-attending within 3 months - Adults	35	427	8.2%	14.4%	15.6%
% of FP17s for the same patient ID Re-attending between 3 & 9 months - Children	32	198	16.2%	58.3%	59.6%
% of FP17s for the same patient ID Re-attending between 3 & 9 months - Adults	58	427	13.6%	55.4%	55.6%
% of FP17s for Band 1 Urgent Courses	66	575	11.5%	8.9%	8.9%
% of FP17s Relating to Free Repair or Replacements	0	575	0.0%	0.7%	0.7%
% of FP17s Relating to Continuations	5	575	0.9%	0.6%	0.7%
% of Patients satisfied with the dentistry they have received	1	1	N/A	95.4%	93.3%
% of Patients satisfied with the time they had to wait for an appointment	1	1	N/A	90.4%	88.0%

* This is based on patients treated on this contract for their most recent course of treatment. Figures in italics indicate the base number of FP17s or Patient Questionnaire responses are less than 100. N/A is shown where the base number of responses is less than 10 during the period. % is calculated as Quantity/Base number*100

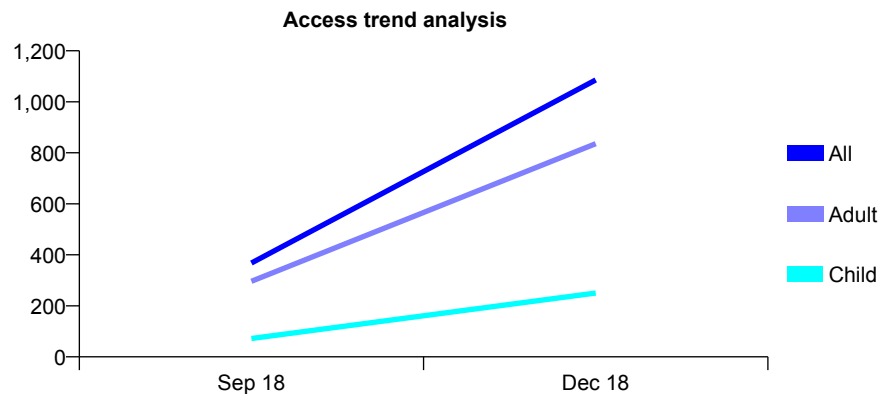
7A6 - Vital Signs At a Glance Contract Report for 100791/0000 - December 2018

Name or company name	MR RE COLLINS
Contract type name	GDS Contract
Purpose of contract	General
Contract start date	21/05/2018
Contract end date	

18/19 Contracted general activity (UDA)	5,884
Carry forward general activity (UDA)	0
18/19 Contracted orthodontic activity (UOA)	0
Carry forward orthodontic activity (UOA)	0
Baseline contract value	£150,849.65

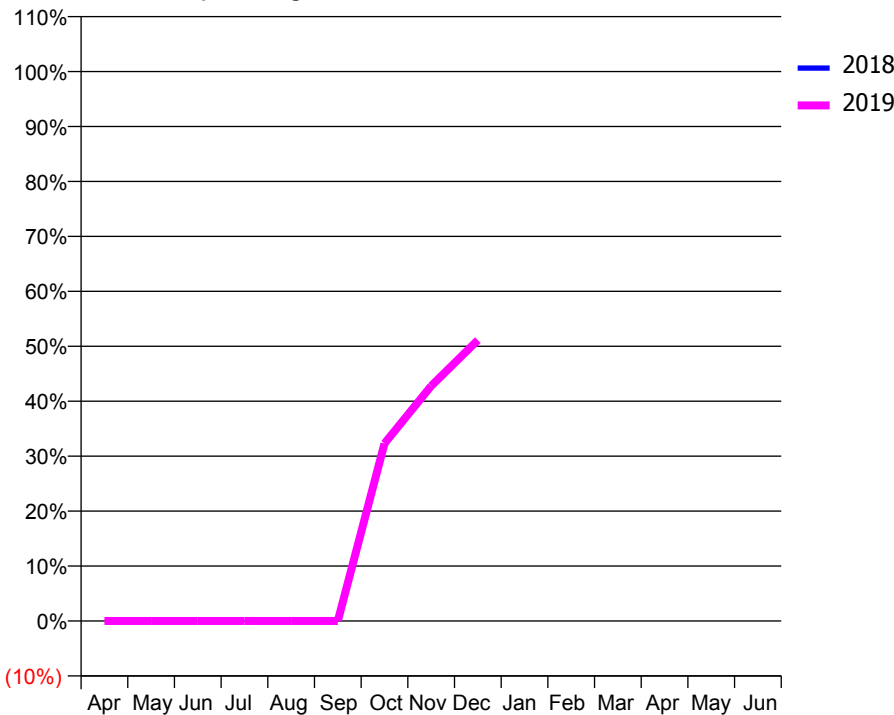
ACCESS*

Patients seen in 24 months	Total	Change since previous quarter
Quarter ending December 2017	0	
Quarter ending March 2018	0	
Quarter ending June 2018	0	
Quarter ending September 2018	368	↑
Quarter ending December 2018	1,086	↑
Variance since December 2017	N/A	



ACTIVITY

Cumulative percentage of contracted UDA delivered 2018 & 2019



Month	Adjusted Scheduled Activity (UDA)	
	2018	2019
April	0	0
May	0	0
June	0	0
July	0	0
August	0	0
September	0	0
October	0	1,901
November	0	2,517
December	0	3,008
January	0	
February	0	
March	0	
April	0	
May	0	
June	0	

QUALITY

	Quantity	Base Number	Contract	LHB	Wales
% of FP17s for the same patient ID Re-attending within 3 months - Children	4	244	1.6%	8.5%	10.9%
% of FP17s for the same patient ID Re-attending within 3 months - Adults	22	804	2.7%	14.4%	15.6%
% of FP17s for the same patient ID Re-attending between 3 & 9 months - Children	1	244	0.4%	58.3%	59.6%
% of FP17s for the same patient ID Re-attending between 3 & 9 months - Adults	6	804	0.7%	55.4%	55.6%
% of FP17s for Band 1 Urgent Courses	0	1,048	0.0%	8.9%	8.9%
% of FP17s Relating to Free Repair or Replacements	2	1,048	0.2%	0.7%	0.7%
% of FP17s Relating to Continuations	0	1,048	0.0%	0.6%	0.7%
% of Patients satisfied with the dentistry they have received	2	2	N/A	95.4%	93.3%
% of Patients satisfied with the time they had to wait for an appointment	2	2	N/A	90.4%	88.0%

* This is based on patients treated on this contract for their most recent course of treatment. Figures in italics indicate the base number of FP17s or Patient Questionnaire responses are less than 100. N/A is shown where the base number of responses is less than 10 during the period. % is calculated as Quantity/Base number*100

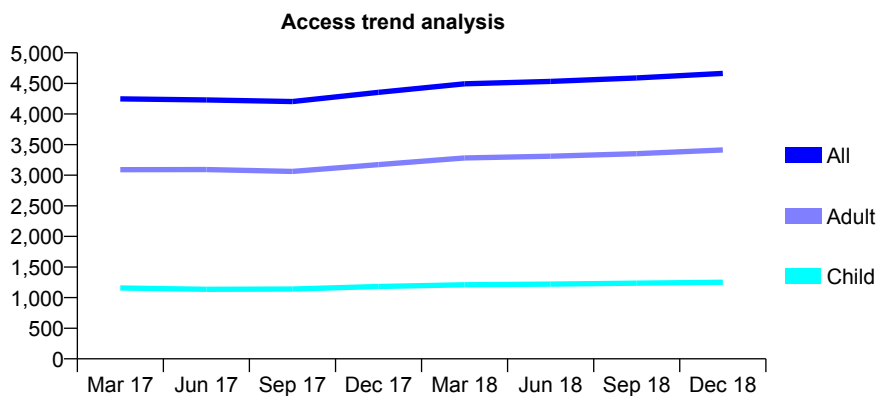
7A6 - Vital Signs At a Glance Contract Report for 101281/0135 - December 2018

Name or company name	OASIS DENTAL CARE LTD
Contract type name	GDS Contract
Purpose of contract	General
Contract start date	01/04/2006
Contract end date	

18/19 Contracted general activity (UDA)	16,432
Carry forward general activity (UDA)	-822
18/19 Contracted orthodontic activity (UOA)	0
Carry forward orthodontic activity (UOA)	0
Baseline contract value	£418,923.42

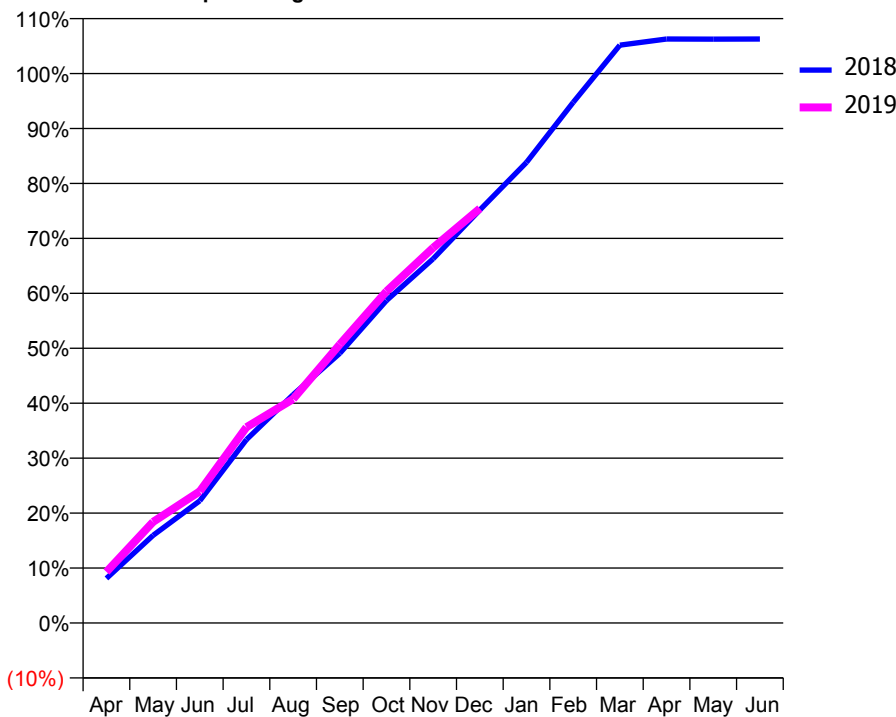
ACCESS*

Patients seen in 24 months	Total	Change since previous quarter
Quarter ending December 2017	4,355	
Quarter ending March 2018	4,494	↑
Quarter ending June 2018	4,533	→
Quarter ending September 2018	4,589	→
Quarter ending December 2018	4,664	→
Variance since December 2017	7.1%	↑



ACTIVITY

Cumulative percentage of contracted UDA delivered 2018 & 2019



Month	Adjusted Scheduled Activity (UDA)	
	2018	2019
April	1,334	1,528
May	2,623	3,024
June	3,653	3,939
July	5,485	5,857
August	6,830	6,696
September	8,064	8,332
October	9,642	9,920
November	10,894	11,223
December	12,353	12,394
January	13,773	
February	15,570	
March	17,278	
April	17,464	
May	17,461	
June	17,464	

QUALITY

	Quantity	Base Number	Contract	LHB	Wales
% of FP17s for the same patient ID Re-attending within 3 months - Children	120	1,451	8.3%	8.5%	10.9%
% of FP17s for the same patient ID Re-attending within 3 months - Adults	597	4,021	14.8%	14.4%	15.6%
% of FP17s for the same patient ID Re-attending between 3 & 9 months - Children	886	1,451	61.1%	58.3%	59.6%
% of FP17s for the same patient ID Re-attending between 3 & 9 months - Adults	2,437	4,021	60.6%	55.4%	55.6%
% of FP17s for Band 1 Urgent Courses	501	5,402	9.3%	8.9%	8.9%
% of FP17s Relating to Free Repair or Replacements	89	5,402	1.6%	0.7%	0.7%
% of FP17s Relating to Continuations	51	5,402	0.9%	0.6%	0.7%
% of Patients satisfied with the dentistry they have received	10	10	100.0%	95.4%	93.3%
% of Patients satisfied with the time they had to wait for an appointment	10	10	100.0%	90.4%	88.0%

* This is based on patients treated on this contract for their most recent course of treatment. Figures in italics indicate the base number of FP17s or Patient Questionnaire responses are less than 100. N/A is shown where the base number of responses is less than 10 during the period. % is calculated as Quantity/Base number*100

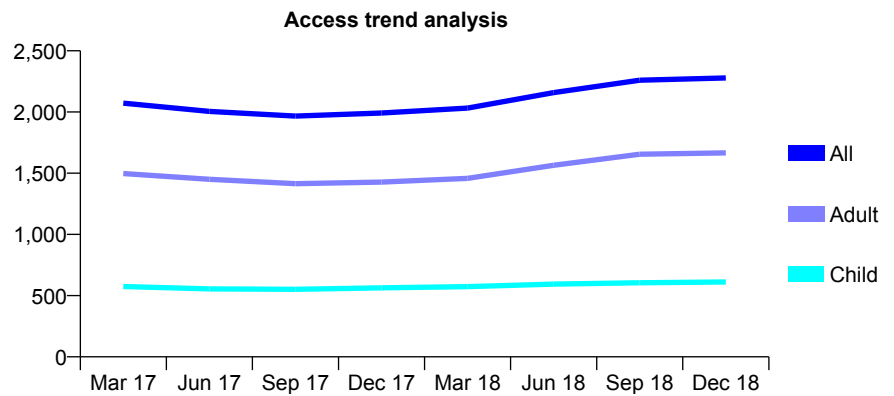
7A6 - Vital Signs At a Glance Contract Report for 101281/0136 - December 2018

Name or company name	OASIS DENTAL CARE LTD
Contract type name	GDS Contract
Purpose of contract	General
Contract start date	01/04/2006
Contract end date	

18/19 Contracted general activity (UDA)	6,487
Carry forward general activity (UDA)	253
18/19 Contracted orthodontic activity (UOA)	0
Carry forward orthodontic activity (UOA)	0
Baseline contract value	£168,078.60

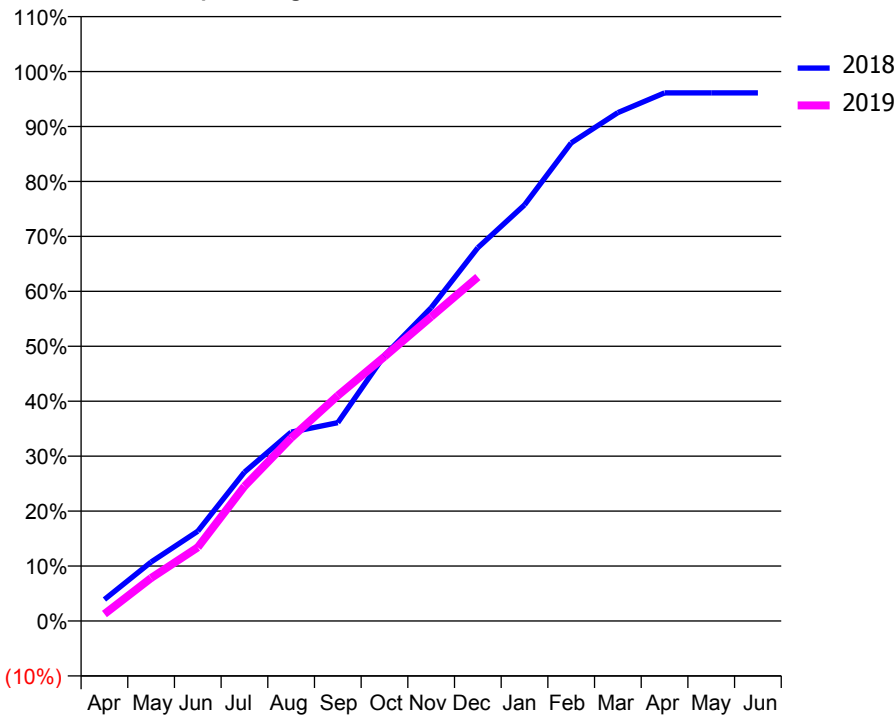
ACCESS*

Patients seen in 24 months	Total	Change since previous quarter
Quarter ending December 2017	1,992	
Quarter ending March 2018	2,032	↑
Quarter ending June 2018	2,159	↑
Quarter ending September 2018	2,260	↑
Quarter ending December 2018	2,278	→
Variance since December 2017	14.4%	↑



ACTIVITY

Cumulative percentage of contracted UDA delivered 2018 & 2019



Month	Adjusted Scheduled Activity (UDA)	
	2018	2019
April	255	83
May	697	507
June	1,061	870
July	1,758	1,590
August	2,230	2,160
September	2,341	2,661
October	3,135	3,121
November	3,698	3,591
December	4,407	4,061
January	4,912	
February	5,644	
March	6,001	
April	6,234	
May	6,234	
June	6,234	

QUALITY

	Quantity	Base Number	Contract	LHB	Wales
% of FP17s for the same patient ID Re-attending within 3 months - Children	34	735	4.6%	8.5%	10.9%
% of FP17s for the same patient ID Re-attending within 3 months - Adults	236	2,033	11.6%	14.4%	15.6%
% of FP17s for the same patient ID Re-attending between 3 & 9 months - Children	475	735	64.6%	58.3%	59.6%
% of FP17s for the same patient ID Re-attending between 3 & 9 months - Adults	1,209	2,033	59.5%	55.4%	55.6%
% of FP17s for Band 1 Urgent Courses	243	2,642	9.2%	8.9%	8.9%
% of FP17s Relating to Free Repair or Replacements	9	2,642	0.3%	0.7%	0.7%
% of FP17s Relating to Continuations	4	2,642	0.2%	0.6%	0.7%
% of Patients satisfied with the dentistry they have received	5	5	N/A	95.4%	93.3%
% of Patients satisfied with the time they had to wait for an appointment	5	5	N/A	90.4%	88.0%

* This is based on patients treated on this contract for their most recent course of treatment. Figures in italics indicate the base number of FP17s or Patient Questionnaire responses are less than 100. N/A is shown where the base number of responses is less than 10 during the period. % is calculated as Quantity/Base number*100

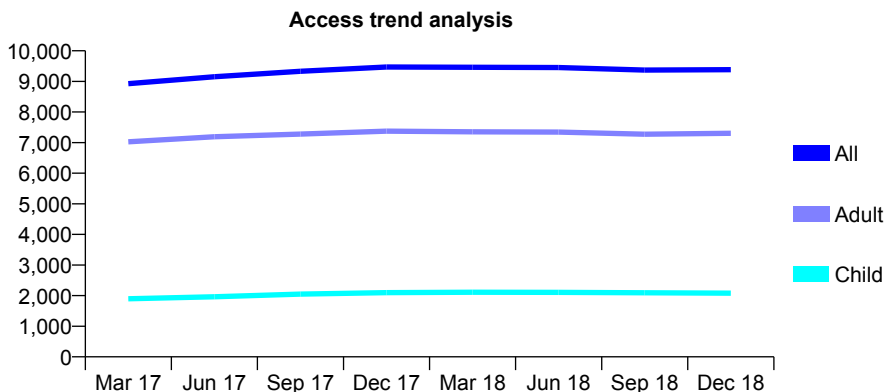
7A6 - Vital Signs At a Glance Contract Report for 101281/0160 - December 2018

Name or company name	OASIS DENTAL CARE LTD
Contract type name	GDS Contract
Purpose of contract	General
Contract start date	01/09/2006
Contract end date	

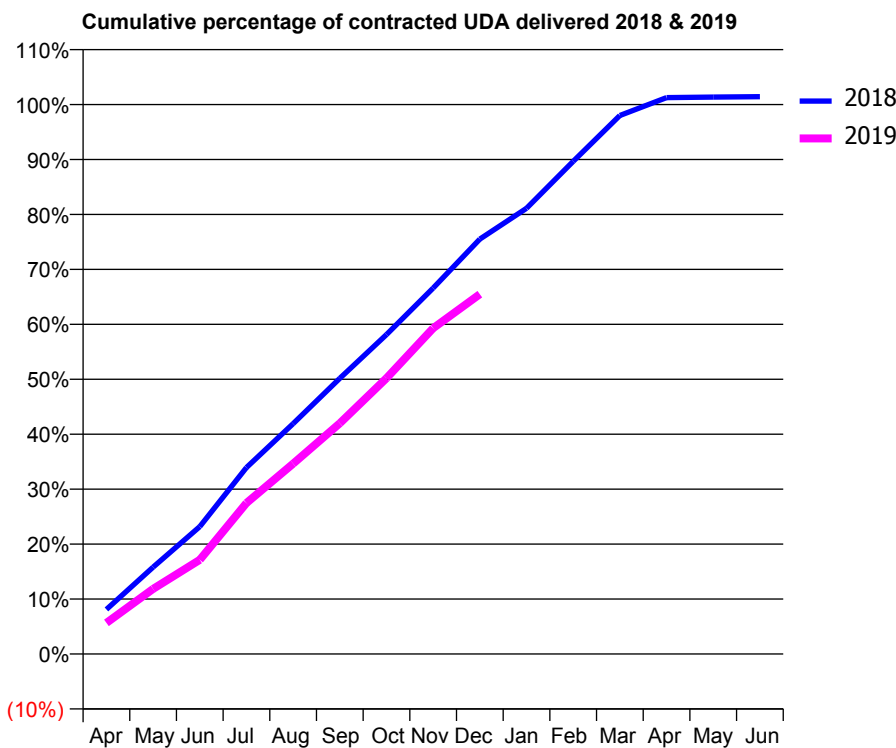
18/19 Contracted general activity (UDA)	25,813
Carry forward general activity (UDA)	-419
18/19 Contracted orthodontic activity (UOA)	0
Carry forward orthodontic activity (UOA)	0
Baseline contract value	£608,476.78

ACCESS*

Patients seen in 24 months	Total	Change since previous quarter
Quarter ending December 2017	9,470	
Quarter ending March 2018	9,462	→
Quarter ending June 2018	9,454	→
Quarter ending September 2018	9,369	→
Quarter ending December 2018	9,383	→
Variance since December 2017	(0.9%)	→



ACTIVITY



Month	Adjusted Scheduled Activity (UDA)	
	2018	2019
April	2,092	1,465
May	4,080	3,058
June	5,984	4,424
July	8,762	7,095
August	10,821	8,943
September	12,952	10,837
October	15,004	12,956
November	17,191	15,305
December	19,489	16,903
January	20,940	
February	23,142	
March	25,296	
April	26,135	
May	26,164	
June	26,179	

QUALITY

	Quantity	Base Number	Contract	LHB	Wales
% of FP17s for the same patient ID Re-attending within 3 months - Children	140	2,225	6.3%	8.5%	10.9%
% of FP17s for the same patient ID Re-attending within 3 months - Adults	1,012	7,700	13.1%	14.4%	15.6%
% of FP17s for the same patient ID Re-attending between 3 & 9 months - Children	1,447	2,225	65.0%	58.3%	59.6%
% of FP17s for the same patient ID Re-attending between 3 & 9 months - Adults	4,831	7,700	62.7%	55.4%	55.6%
% of FP17s for Band 1 Urgent Courses	886	9,445	9.4%	8.9%	8.9%
% of FP17s Relating to Free Repair or Replacements	41	9,445	0.4%	0.7%	0.7%
% of FP17s Relating to Continuations	81	9,445	0.9%	0.6%	0.7%
% of Patients satisfied with the dentistry they have received	15	15	100.0%	95.4%	93.3%
% of Patients satisfied with the time they had to wait for an appointment	15	15	100.0%	90.4%	88.0%

* This is based on patients treated on this contract for their most recent course of treatment. Figures in italics indicate the base number of FP17s or Patient Questionnaire responses are less than 100. N/A is shown where the base number of responses is less than 10 during the period. % is calculated as Quantity/Base number*100

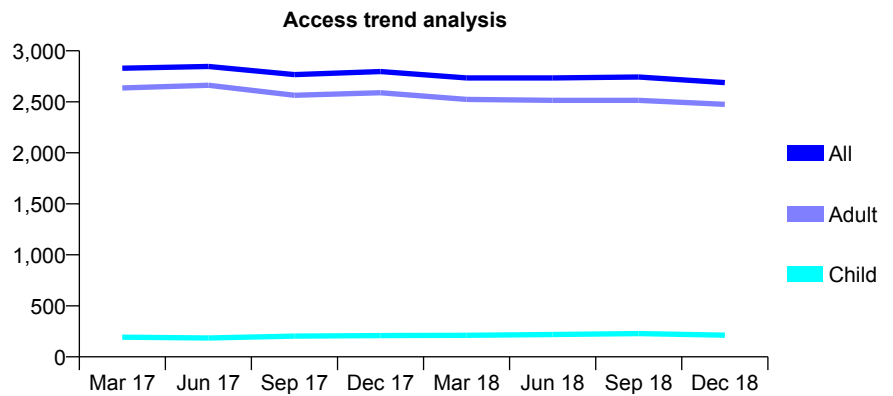
7A6 - Vital Signs At a Glance Contract Report for 107123/0006 - December 2018

Name or company name	Aneurin Bevan Health Board (Out of Hours)
Contract type name	GDS Contract
Purpose of contract	General
Contract start date	01/04/2013
Contract end date	

18/19 Contracted general activity (UDA)	3,777
Carry forward general activity (UDA)	0
18/19 Contracted orthodontic activity (UOA)	0
Carry forward orthodontic activity (UOA)	0
Baseline contract value	£382,755.77

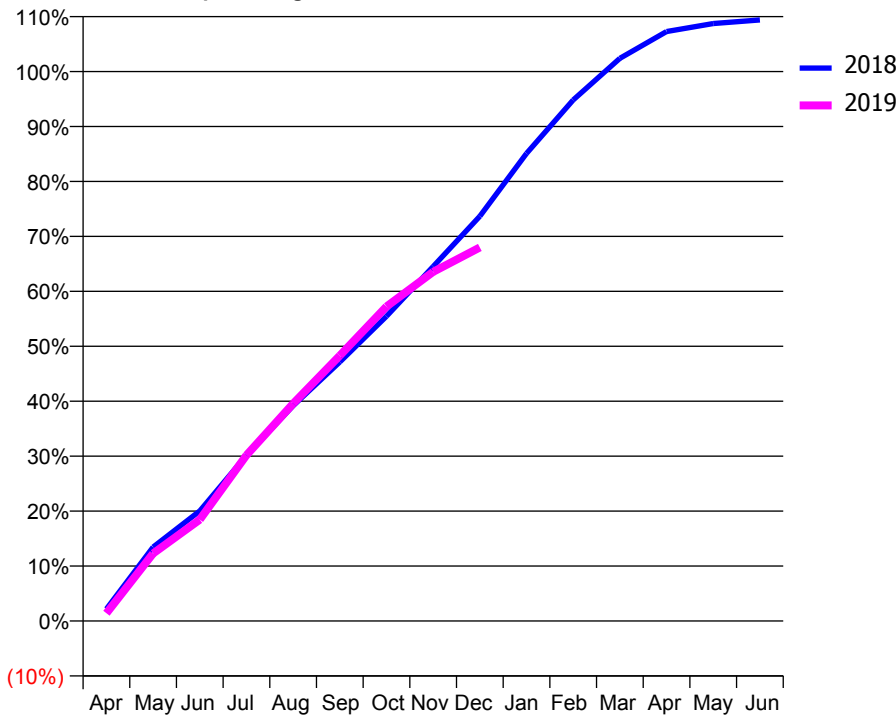
ACCESS*

Patients seen in 24 months	Total	Change since previous quarter
Quarter ending December 2017	2,797	
Quarter ending March 2018	2,734	↓
Quarter ending June 2018	2,734	→
Quarter ending September 2018	2,743	→
Quarter ending December 2018	2,688	↓
Variance since December 2017	(3.9%)	↓



ACTIVITY

Cumulative percentage of contracted UDA delivered 2018 & 2019



Month	Adjusted Scheduled Activity (UDA)	
	2018	2019
April	83	54
May	509	464
June	757	697
July	1,139	1,140
August	1,479	1,494
September	1,781	1,824
October	2,095	2,161
November	2,437	2,400
December	2,782	2,568
January	3,214	
February	3,581	
March	3,867	
April	4,052	
May	4,107	
June	4,131	

QUALITY

	Quantity	Base Number	Contract	LHB	Wales
% of FP17s for the same patient ID Re-attending within 3 months - Children	3	293	1.0%	8.5%	10.9%
% of FP17s for the same patient ID Re-attending within 3 months - Adults	56	2,094	2.7%	14.4%	15.6%
% of FP17s for the same patient ID Re-attending between 3 & 9 months - Children	3	293	1.0%	58.3%	59.6%
% of FP17s for the same patient ID Re-attending between 3 & 9 months - Adults	44	2,094	2.1%	55.4%	55.6%
% of FP17s for Band 1 Urgent Courses	2,111	2,145	98.4%	8.9%	8.9%
% of FP17s Relating to Free Repair or Replacements	0	2,145	0.0%	0.7%	0.7%
% of FP17s Relating to Continuations	0	2,145	0.0%	0.6%	0.7%
% of Patients satisfied with the dentistry they have received	3	4	N/A	95.4%	93.3%
% of Patients satisfied with the time they had to wait for an appointment	4	4	N/A	90.4%	88.0%

* This is based on patients treated on this contract for their most recent course of treatment. Figures in italics indicate the base number of FP17s or Patient Questionnaire responses are less than 100. N/A is shown where the base number of responses is less than 10 during the period. % is calculated as Quantity/Base number*100

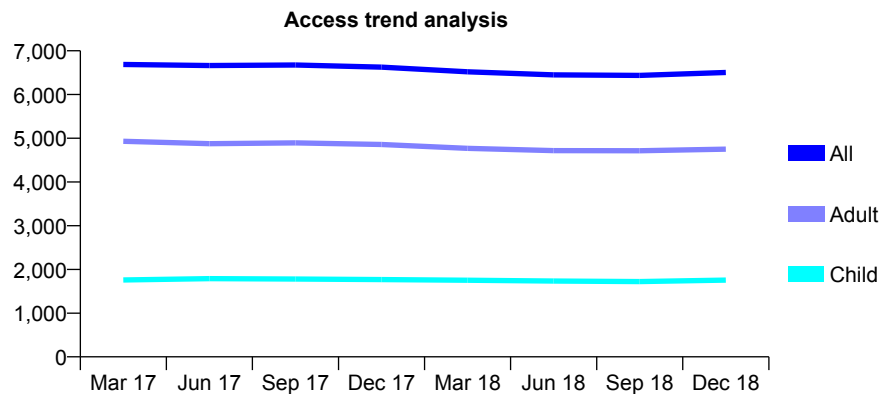
7A6 - Vital Signs At a Glance Contract Report for 110779/0001 - December 2018

Name or company name	Crown Cottage Dental Care
Contract type name	GDS Contract
Purpose of contract	General
Contract start date	01/11/2012
Contract end date	

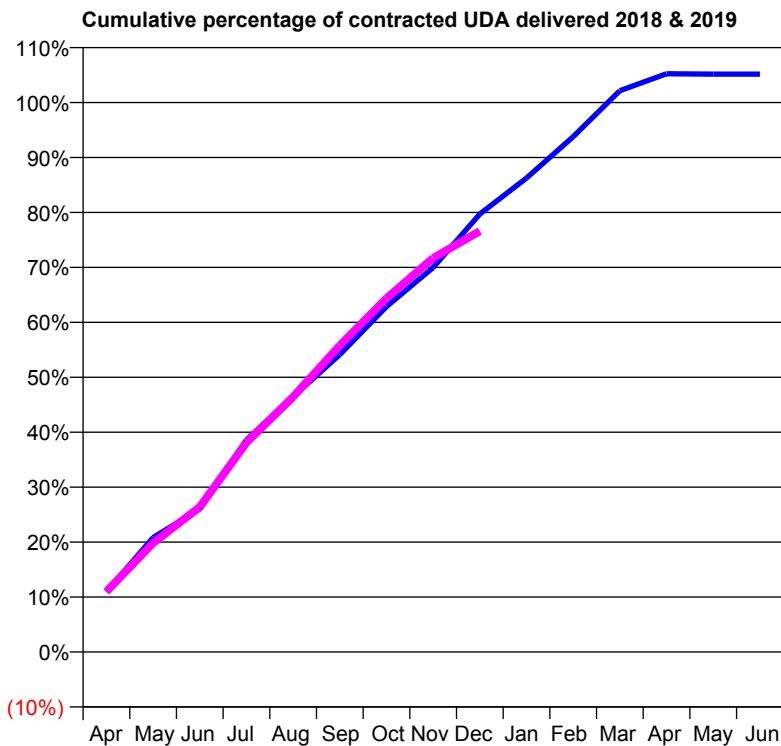
18/19 Contracted general activity (UDA)	17,388
Carry forward general activity (UDA)	-960
18/19 Contracted orthodontic activity (UOA)	0
Carry forward orthodontic activity (UOA)	0
Baseline contract value	£685,754.20

ACCESS*

Patients seen in 24 months	Total	Change since previous quarter
Quarter ending December 2017	6,627	
Quarter ending March 2018	6,520	↓
Quarter ending June 2018	6,449	↓
Quarter ending September 2018	6,436	→
Quarter ending December 2018	6,505	→
Variance since December 2017	(1.8%)	↓



ACTIVITY



Month	Adjusted Scheduled Activity (UDA)	
	2018	2019
April	2,105	1,912
May	4,002	3,448
June	5,006	4,587
July	7,416	6,627
August	8,926	8,073
September	10,396	9,697
October	12,075	11,191
November	13,439	12,465
December	15,309	13,317
January	16,568	
February	18,012	
March	19,620	
April	20,215	
May	20,199	
June	20,199	

QUALITY

	Quantity	Base Number	Contract	LHB	Wales
% of FP17s for the same patient ID Re-attending within 3 months - Children	66	1,759	3.8%	8.5%	10.9%
% of FP17s for the same patient ID Re-attending within 3 months - Adults	333	4,720	7.1%	14.4%	15.6%
% of FP17s for the same patient ID Re-attending between 3 & 9 months - Children	996	1,759	56.6%	58.3%	59.6%
% of FP17s for the same patient ID Re-attending between 3 & 9 months - Adults	2,854	4,720	60.5%	55.4%	55.6%
% of FP17s for Band 1 Urgent Courses	275	6,202	4.4%	8.9%	8.9%
% of FP17s Relating to Free Repair or Replacements	54	6,202	0.9%	0.7%	0.7%
% of FP17s Relating to Continuations	14	6,202	0.2%	0.6%	0.7%
% of Patients satisfied with the dentistry they have received	8	8	N/A	95.4%	93.3%
% of Patients satisfied with the time they had to wait for an appointment	8	8	N/A	90.4%	88.0%

* This is based on patients treated on this contract for their most recent course of treatment. Figures in italics indicate the base number of FP17s or Patient Questionnaire responses are less than 100. N/A is shown where the base number of responses is less than 10 during the period. % is calculated as Quantity/Base number*100

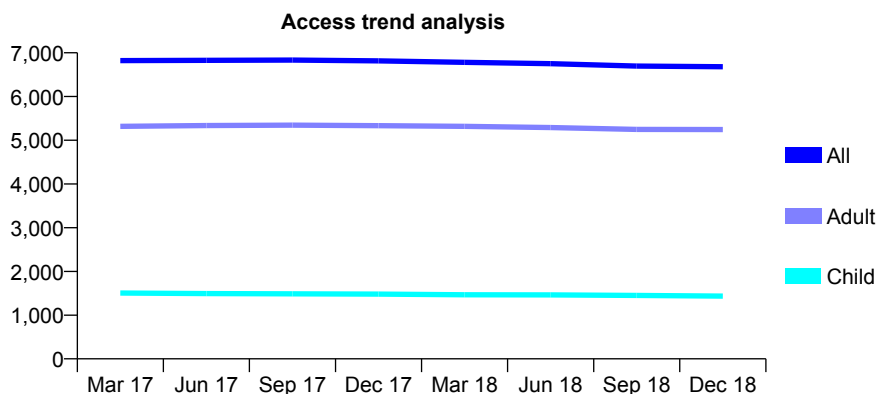
7A6 - Vital Signs At a Glance Contract Report for 115770/0001 - December 2018

Name or company name	Thomas and Stroud Dental Surgery
Contract type name	GDS Contract
Purpose of contract	General
Contract start date	01/12/2009
Contract end date	

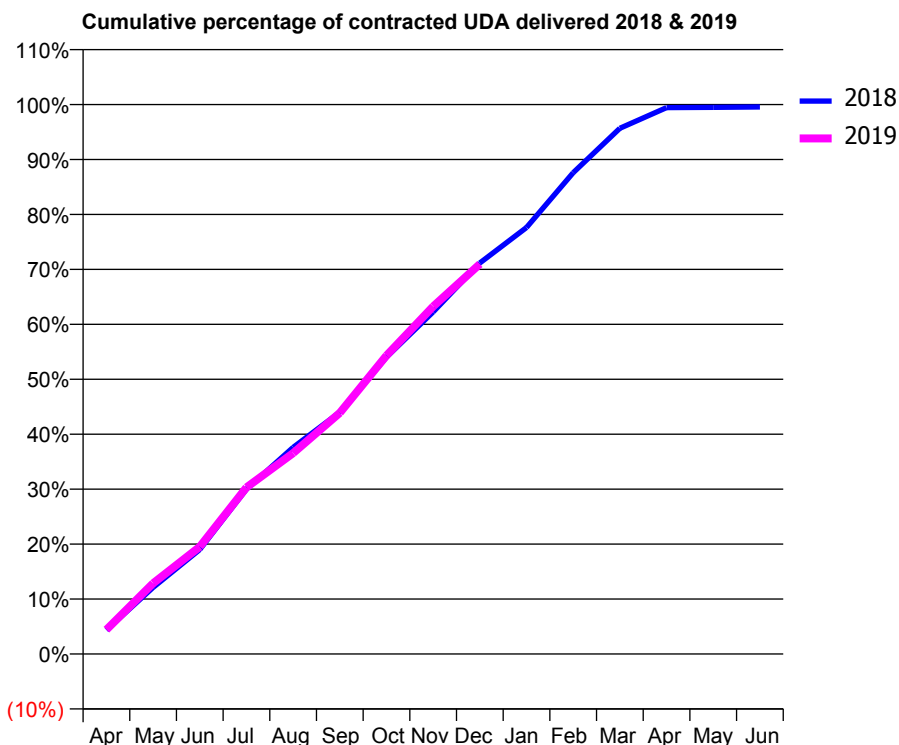
18/19 Contracted general activity (UDA)	17,876
Carry forward general activity (UDA)	75
18/19 Contracted orthodontic activity (UOA)	0
Carry forward orthodontic activity (UOA)	0
Baseline contract value	£605,694.75

ACCESS*

Patients seen in 24 months	Total	Change since previous quarter
Quarter ending December 2017	6,815	
Quarter ending March 2018	6,782	→
Quarter ending June 2018	6,752	→
Quarter ending September 2018	6,698	→
Quarter ending December 2018	6,681	→
Variance since December 2017	(2.0%)	↓



ACTIVITY



Month	Adjusted Scheduled Activity (UDA)	
	2018	2019
April	777	794
May	2,167	2,300
June	3,397	3,490
July	5,363	5,419
August	6,720	6,535
September	7,865	7,845
October	9,659	9,711
November	11,130	11,309
December	12,722	12,688
January	13,875	
February	15,658	
March	17,104	
April	17,776	
May	17,782	
June	17,797	

QUALITY

	Quantity	Base Number	Contract	LHB	Wales
% of FP17s for the same patient ID Re-attending within 3 months - Children	61	1,639	3.7%	8.5%	10.9%
% of FP17s for the same patient ID Re-attending within 3 months - Adults	631	5,758	11.0%	14.4%	15.6%
% of FP17s for the same patient ID Re-attending between 3 & 9 months - Children	969	1,639	59.1%	58.3%	59.6%
% of FP17s for the same patient ID Re-attending between 3 & 9 months - Adults	3,243	5,758	56.3%	55.4%	55.6%
% of FP17s for Band 1 Urgent Courses	347	7,069	4.9%	8.9%	8.9%
% of FP17s Relating to Free Repair or Replacements	36	7,069	0.5%	0.7%	0.7%
% of FP17s Relating to Continuations	37	7,069	0.5%	0.6%	0.7%
% of Patients satisfied with the dentistry they have received	11	11	100.0%	95.4%	93.3%
% of Patients satisfied with the time they had to wait for an appointment	11	11	100.0%	90.4%	88.0%

* This is based on patients treated on this contract for their most recent course of treatment. Figures in italics indicate the base number of FP17s or Patient Questionnaire responses are less than 100. N/A is shown where the base number of responses is less than 10 during the period. % is calculated as Quantity/Base number*100

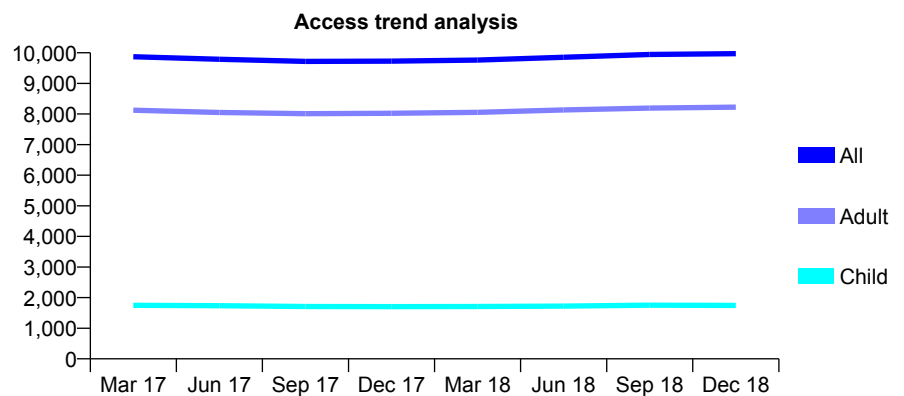
7A6 - Vital Signs At a Glance Contract Report for 120693/0001 - December 2018

Name or company name	Bethcar DP Ltd
Contract type name	GDS Contract
Purpose of contract	General
Contract start date	01/04/2014
Contract end date	

18/19 Contracted general activity (UDA)	36,800
Carry forward general activity (UDA)	256
18/19 Contracted orthodontic activity (UOA)	0
Carry forward orthodontic activity (UOA)	0
Baseline contract value	£844,191.39

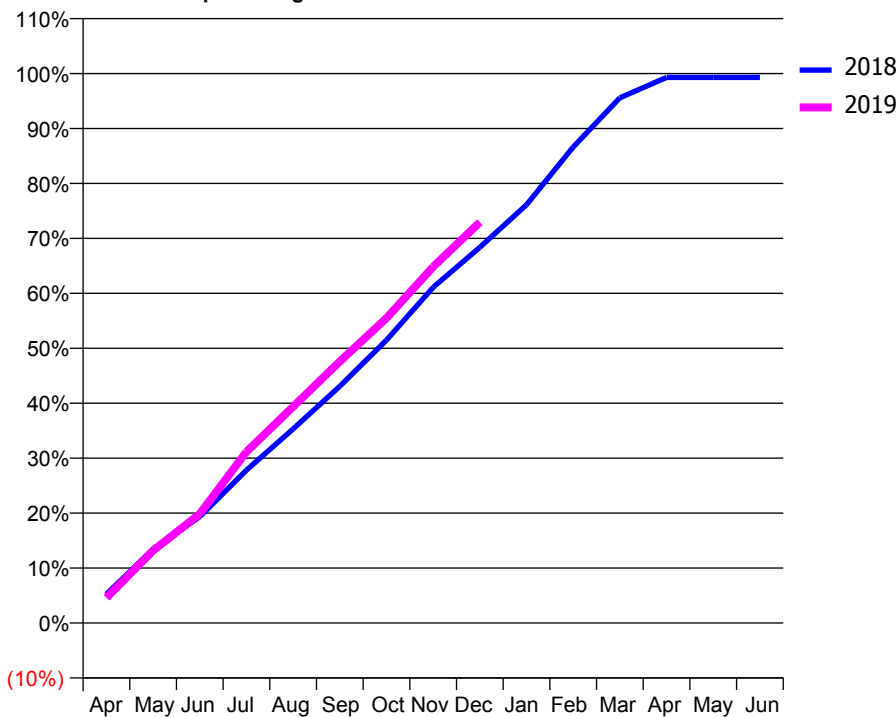
ACCESS*

Patients seen in 24 months	Total	Change since previous quarter
Quarter ending December 2017	9,727	
Quarter ending March 2018	9,764	→
Quarter ending June 2018	9,856	→
Quarter ending September 2018	9,947	→
Quarter ending December 2018	9,970	→
Variance since December 2017	2.5%	↑



ACTIVITY

Cumulative percentage of contracted UDA delivered 2018 & 2019



Month	Adjusted Scheduled Activity (UDA)	
	2018	2019
April	1,883	1,693
May	4,831	4,857
June	6,950	7,311
July	9,989	11,472
August	12,676	14,490
September	15,465	17,516
October	18,478	20,419
November	21,928	23,853
December	24,543	26,835
January	27,326	
February	31,094	
March	34,310	
April	35,647	
May	35,641	
June	35,641	

QUALITY

	Quantity	Base Number	Contract	LHB	Wales
% of FP17s for the same patient ID Re-attending within 3 months - Children	112	2,234	5.0%	8.5%	10.9%
% of FP17s for the same patient ID Re-attending within 3 months - Adults	1,373	10,831	12.7%	14.4%	15.6%
% of FP17s for the same patient ID Re-attending between 3 & 9 months - Children	1,549	2,234	69.3%	58.3%	59.6%
% of FP17s for the same patient ID Re-attending between 3 & 9 months - Adults	7,396	10,831	68.3%	55.4%	55.6%
% of FP17s for Band 1 Urgent Courses	632	12,479	5.1%	8.9%	8.9%
% of FP17s Relating to Free Repair or Replacements	131	12,479	1.0%	0.7%	0.7%
% of FP17s Relating to Continuations	77	12,479	0.6%	0.6%	0.7%
% of Patients satisfied with the dentistry they have received	15	18	83.3%	95.4%	93.3%
% of Patients satisfied with the time they had to wait for an appointment	16	18	88.9%	90.4%	88.0%

* This is based on patients treated on this contract for their most recent course of treatment. Figures in italics indicate the base number of FP17s or Patient Questionnaire responses are less than 100. N/A is shown where the base number of responses is less than 10 during the period. % is calculated as Quantity/Base number*100

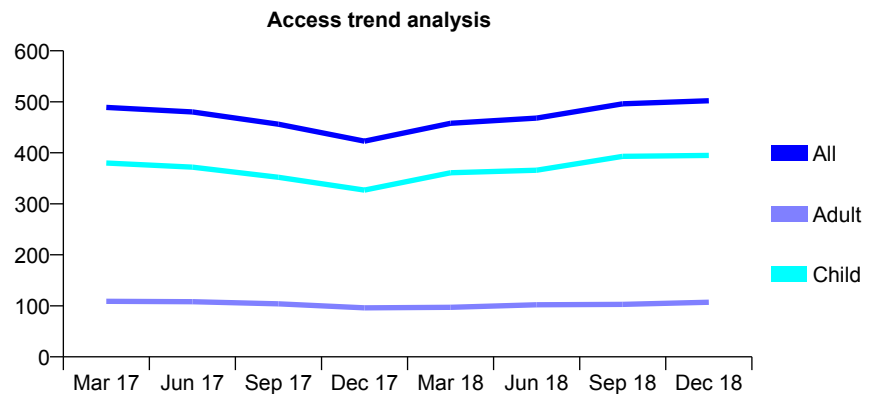
7A6 - Vital Signs At a Glance Contract Report for 126160/0001 - December 2018

Name or company name	Justin M Roberts Ltd
Contract type name	GDS Contract
Purpose of contract	General
Contract start date	01/04/2012
Contract end date	

18/19 Contracted general activity (UDA)	770
Carry forward general activity (UDA)	21
18/19 Contracted orthodontic activity (UOA)	0
Carry forward orthodontic activity (UOA)	0
Baseline contract value	£23,563.20

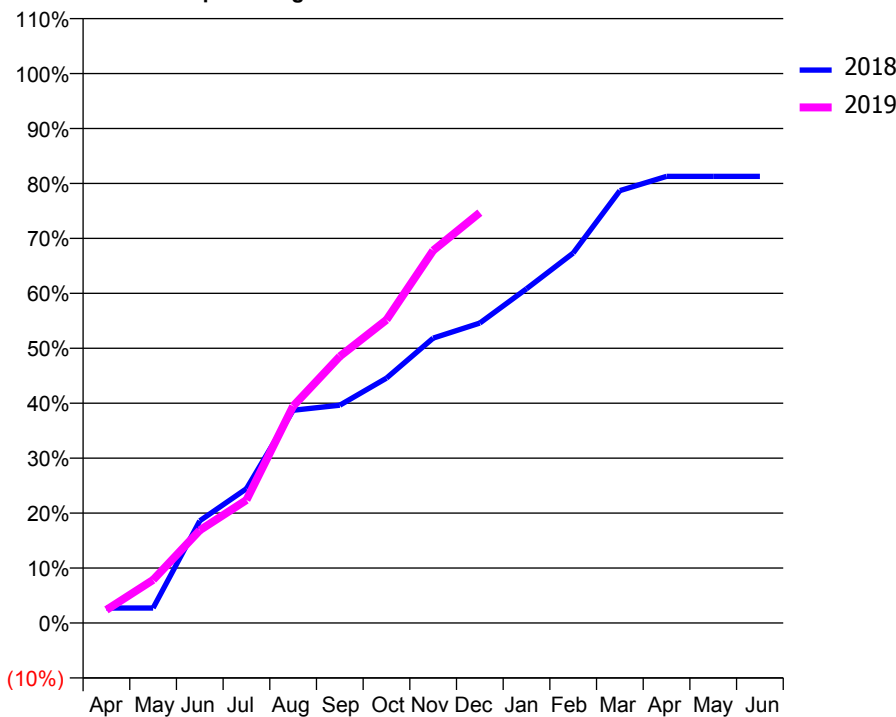
ACCESS*

Patients seen in 24 months	Total	Change since previous quarter
Quarter ending December 2017	423	
Quarter ending March 2018	458	↑
Quarter ending June 2018	468	↑
Quarter ending September 2018	496	↑
Quarter ending December 2018	502	→
Variance since December 2017	18.7%	↑



ACTIVITY

Cumulative percentage of contracted UDA delivered 2018 & 2019



Month	Adjusted Scheduled Activity (UDA)	
	2018	2019
April	21	18
May	21	60
June	143	130
July	188	172
August	298	304
September	305	374
October	343	425
November	399	522
December	420	575
January	468	
February	518	
March	606	
April	626	
May	626	
June	626	

QUALITY

	Quantity	Base Number	Contract	LHB	Wales
% of FP17s for the same patient ID Re-attending within 3 months - Children	28	387	7.2%	8.5%	10.9%
% of FP17s for the same patient ID Re-attending within 3 months - Adults	5	62	8.1%	14.4%	15.6%
% of FP17s for the same patient ID Re-attending between 3 & 9 months - Children	162	387	41.9%	58.3%	59.6%
% of FP17s for the same patient ID Re-attending between 3 & 9 months - Adults	17	62	27.4%	55.4%	55.6%
% of FP17s for Band 1 Urgent Courses	15	409	3.7%	8.9%	8.9%
% of FP17s Relating to Free Repair or Replacements	1	409	0.2%	0.7%	0.7%
% of FP17s Relating to Continuations	6	409	1.5%	0.6%	0.7%
% of Patients satisfied with the dentistry they have received	0	0	N/A	95.4%	93.3%
% of Patients satisfied with the time they had to wait for an appointment	0	0	N/A	90.4%	88.0%

* This is based on patients treated on this contract for their most recent course of treatment. Figures in italics indicate the base number of FP17s or Patient Questionnaire responses are less than 100. N/A is shown where the base number of responses is less than 10 during the period. % is calculated as Quantity/Base number*100

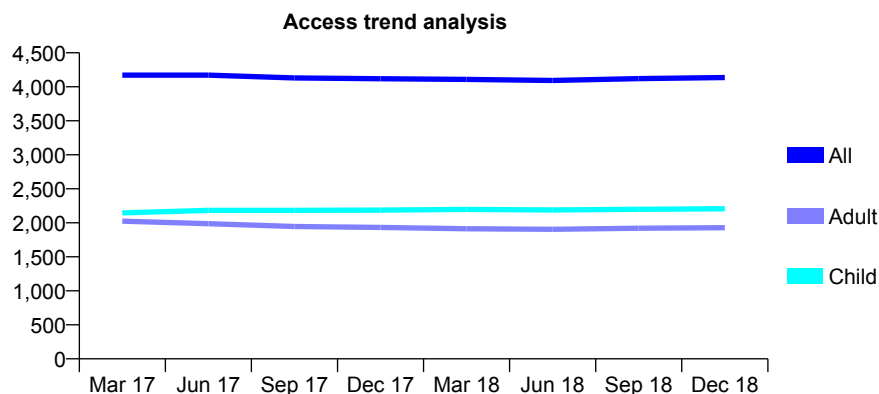
7A6 - Vital Signs At a Glance Contract Report for 126314/0001 - December 2018

Name or company name	Sunnycourt Ltd
Contract type name	GDS Contract
Purpose of contract	General
Contract start date	01/01/2011
Contract end date	

18/19 Contracted general activity (UDA)	13,222
Carry forward general activity (UDA)	-402
18/19 Contracted orthodontic activity (UOA)	0
Carry forward orthodontic activity (UOA)	0
Baseline contract value	£324,414.85

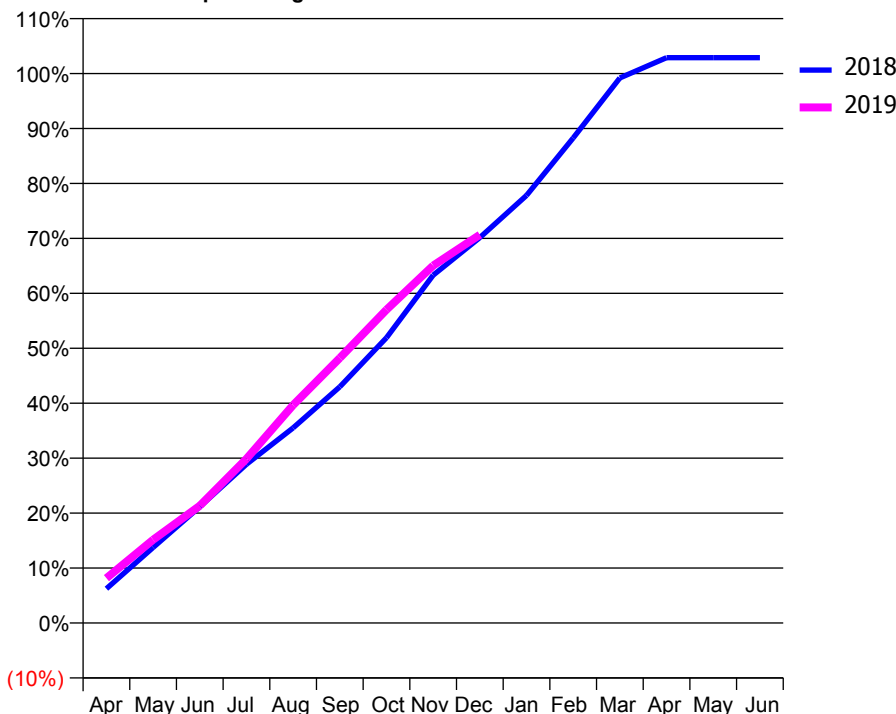
ACCESS*

Patients seen in 24 months	Total	Change since previous quarter
Quarter ending December 2017	4,119	
Quarter ending March 2018	4,109	→
Quarter ending June 2018	4,094	→
Quarter ending September 2018	4,120	→
Quarter ending December 2018	4,136	→
Variance since December 2017	0.4%	→



ACTIVITY

Cumulative percentage of contracted UDA delivered 2018 & 2019



Month	Adjusted Scheduled Activity (UDA)	
	2018	2019
April	825	1,080
May	1,819	2,003
June	2,795	2,822
July	3,819	3,953
August	4,695	5,246
September	5,685	6,378
October	6,864	7,539
November	8,371	8,602
December	9,274	9,343
January	10,288	
February	11,671	
March	13,114	
April	13,602	
May	13,603	
June	13,603	

QUALITY

	Quantity	Base Number	Contract	LHB	Wales
% of FP17s for the same patient ID Re-attending within 3 months - Children	198	2,546	7.8%	8.5%	10.9%
% of FP17s for the same patient ID Re-attending within 3 months - Adults	335	1,861	18.0%	14.4%	15.6%
% of FP17s for the same patient ID Re-attending between 3 & 9 months - Children	1,517	2,546	59.6%	58.3%	59.6%
% of FP17s for the same patient ID Re-attending between 3 & 9 months - Adults	907	1,861	48.7%	55.4%	55.6%
% of FP17s for Band 1 Urgent Courses	323	4,238	7.6%	8.9%	8.9%
% of FP17s Relating to Free Repair or Replacements	1	4,238	0.0%	0.7%	0.7%
% of FP17s Relating to Continuations	1	4,238	0.0%	0.6%	0.7%
% of Patients satisfied with the dentistry they have received	3	3	N/A	95.4%	93.3%
% of Patients satisfied with the time they had to wait for an appointment	3	3	N/A	90.4%	88.0%

* This is based on patients treated on this contract for their most recent course of treatment. Figures in italics indicate the base number of FP17s or Patient Questionnaire responses are less than 100. N/A is shown where the base number of responses is less than 10 during the period. % is calculated as Quantity/Base number*100

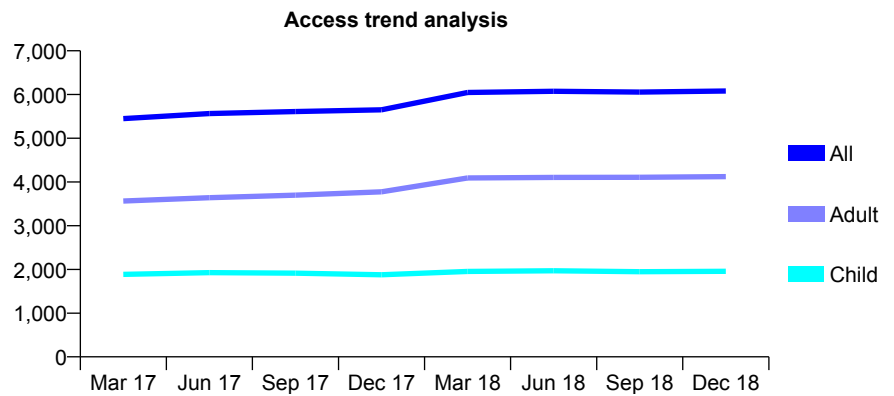
7A6 - Vital Signs At a Glance Contract Report for 128112/0001 - December 2018

Name or company name	Malpas Dental Practice Limited
Contract type name	GDS Contract
Purpose of contract	General
Contract start date	01/08/2010
Contract end date	

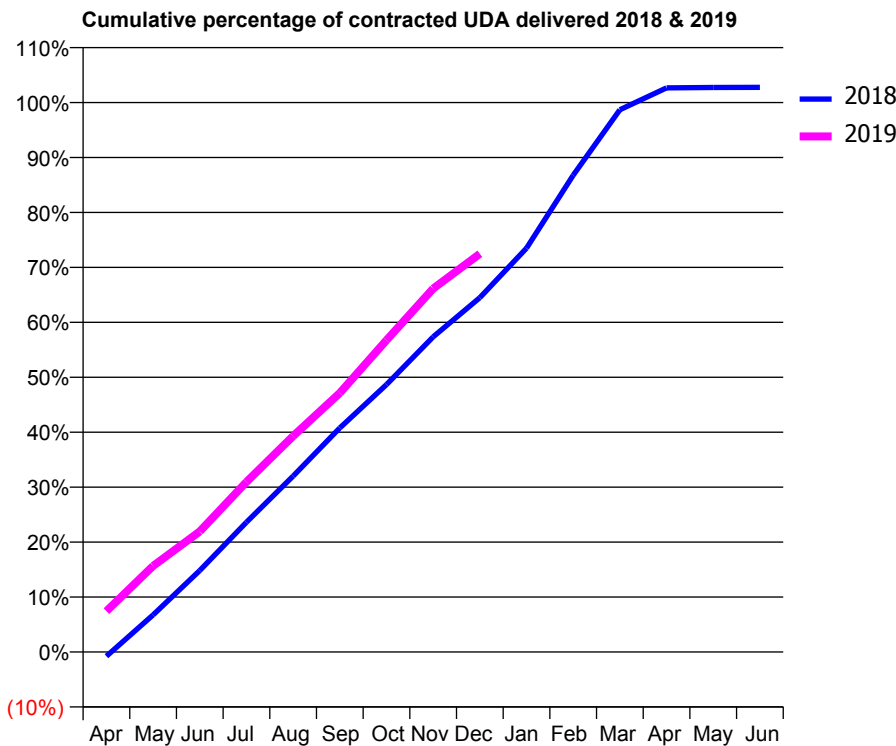
18/19 Contracted general activity (UDA)	16,705
Carry forward general activity (UDA)	-484
18/19 Contracted orthodontic activity (UOA)	0
Carry forward orthodontic activity (UOA)	0
Baseline contract value	£546,831.99

ACCESS*

Patients seen in 24 months	Total	Change since previous quarter
Quarter ending December 2017	5,650	
Quarter ending March 2018	6,046	↑
Quarter ending June 2018	6,074	→
Quarter ending September 2018	6,057	→
Quarter ending December 2018	6,081	→
Variance since December 2017	7.6%	↑



ACTIVITY



Month	Adjusted Scheduled Activity (UDA)	
	2018	2019
April	-132	1,243
May	1,128	2,618
June	2,479	3,665
July	3,946	5,169
August	5,350	6,564
September	6,813	7,875
October	8,131	9,481
November	9,579	11,050
December	10,774	12,105
January	12,275	
February	14,496	
March	16,486	
April	17,148	
May	17,163	
June	17,166	

QUALITY

	Quantity	Base Number	Contract	LHB	Wales
% of FP17s for the same patient ID Re-attending within 3 months - Children	160	2,269	7.1%	8.5%	10.9%
% of FP17s for the same patient ID Re-attending within 3 months - Adults	819	5,104	16.0%	14.4%	15.6%
% of FP17s for the same patient ID Re-attending between 3 & 9 months - Children	1,610	2,269	71.0%	58.3%	59.6%
% of FP17s for the same patient ID Re-attending between 3 & 9 months - Adults	3,539	5,104	69.3%	55.4%	55.6%
% of FP17s for Band 1 Urgent Courses	511	7,050	7.2%	8.9%	8.9%
% of FP17s Relating to Free Repair or Replacements	19	7,050	0.3%	0.7%	0.7%
% of FP17s Relating to Continuations	15	7,050	0.2%	0.6%	0.7%
% of Patients satisfied with the dentistry they have received	5	5	N/A	95.4%	93.3%
% of Patients satisfied with the time they had to wait for an appointment	5	5	N/A	90.4%	88.0%

* This is based on patients treated on this contract for their most recent course of treatment. Figures in italics indicate the base number of FP17s or Patient Questionnaire responses are less than 100. N/A is shown where the base number of responses is less than 10 during the period. % is calculated as Quantity/Base number*100

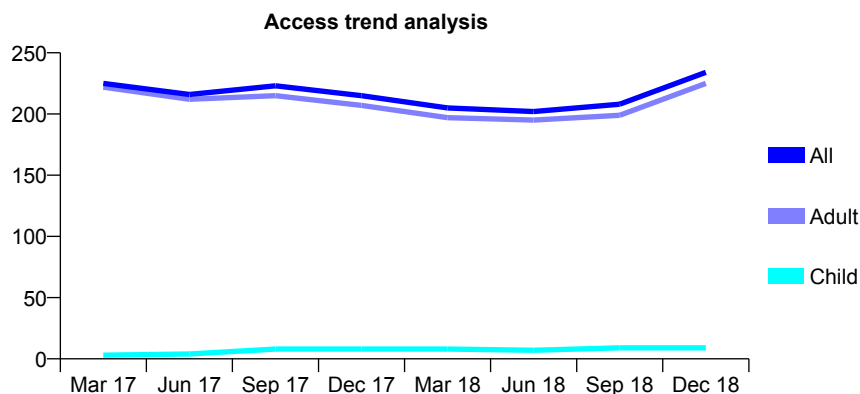
7A6 - Vital Signs At a Glance Contract Report for 128112/0002 - December 2018

Name or company name	Malpas Dental Practice Limited
Contract type name	PDS Contract
Purpose of contract	General
Contract start date	19/11/2012
Contract end date	31/03/2019

18/19 Contracted general activity (UDA)	455
Carry forward general activity (UDA)	0
18/19 Contracted orthodontic activity (UOA)	0
Carry forward orthodontic activity (UOA)	0
Baseline contract value	£26,152.73

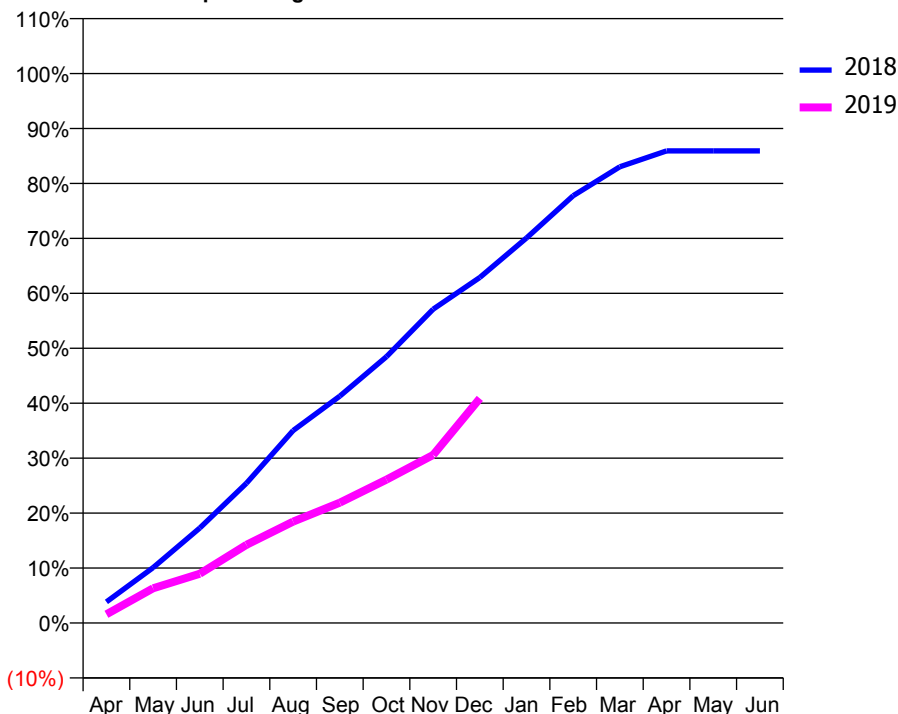
ACCESS*

Patients seen in 24 months	Total	Change since previous quarter
Quarter ending December 2017	215	
Quarter ending March 2018	205	↓
Quarter ending June 2018	202	↓
Quarter ending September 2018	208	↑
Quarter ending December 2018	234	↑
Variance since December 2017	8.8%	↑



ACTIVITY

Cumulative percentage of contracted UDA delivered 2018 & 2019



Month	Adjusted Scheduled Activity (UDA)	
	2018	2019
April	10	7
May	25	29
June	43	41
July	64	65
August	88	84
September	103	100
October	121	119
November	143	139
December	157	186
January	175	
February	194	
March	208	
April	215	
May	215	
June	215	

QUALITY

	Quantity	Base Number	Contract	LHB	Wales
% of FP17s for the same patient ID Re-attending within 3 months - Children	1	9	11.1%	8.5%	10.9%
% of FP17s for the same patient ID Re-attending within 3 months - Adults	1	152	0.7%	14.4%	15.6%
% of FP17s for the same patient ID Re-attending between 3 & 9 months - Children	0	9	0.0%	58.3%	59.6%
% of FP17s for the same patient ID Re-attending between 3 & 9 months - Adults	0	152	0.0%	55.4%	55.6%
% of FP17s for Band 1 Urgent Courses	155	155	100.0%	8.9%	8.9%
% of FP17s Relating to Free Repair or Replacements	0	155	0.0%	0.7%	0.7%
% of FP17s Relating to Continuations	0	155	0.0%	0.6%	0.7%
% of Patients satisfied with the dentistry they have received	0	0	N/A	95.4%	93.3%
% of Patients satisfied with the time they had to wait for an appointment	0	0	N/A	90.4%	88.0%

* This is based on patients treated on this contract for their most recent course of treatment. Figures in italics indicate the base number of FP17s or Patient Questionnaire responses are less than 100. N/A is shown where the base number of responses is less than 10 during the period. % is calculated as Quantity/Base number*100

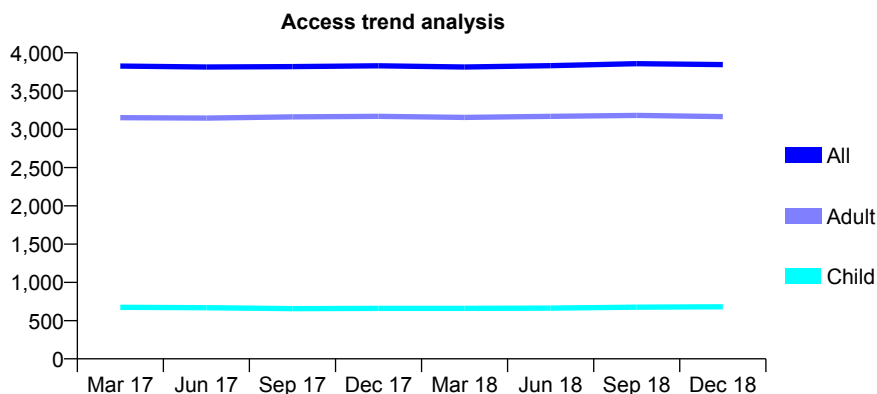
7A6 - Vital Signs At a Glance Contract Report for 128600/0001 - December 2018

Name or company name	Llanyrafon Dental Practice Ltd
Contract type name	GDS Contract
Purpose of contract	General
Contract start date	01/04/2012
Contract end date	

18/19 Contracted general activity (UDA)	10,780
Carry forward general activity (UDA)	366
18/19 Contracted orthodontic activity (UOA)	0
Carry forward orthodontic activity (UOA)	0
Baseline contract value	£276,190.10

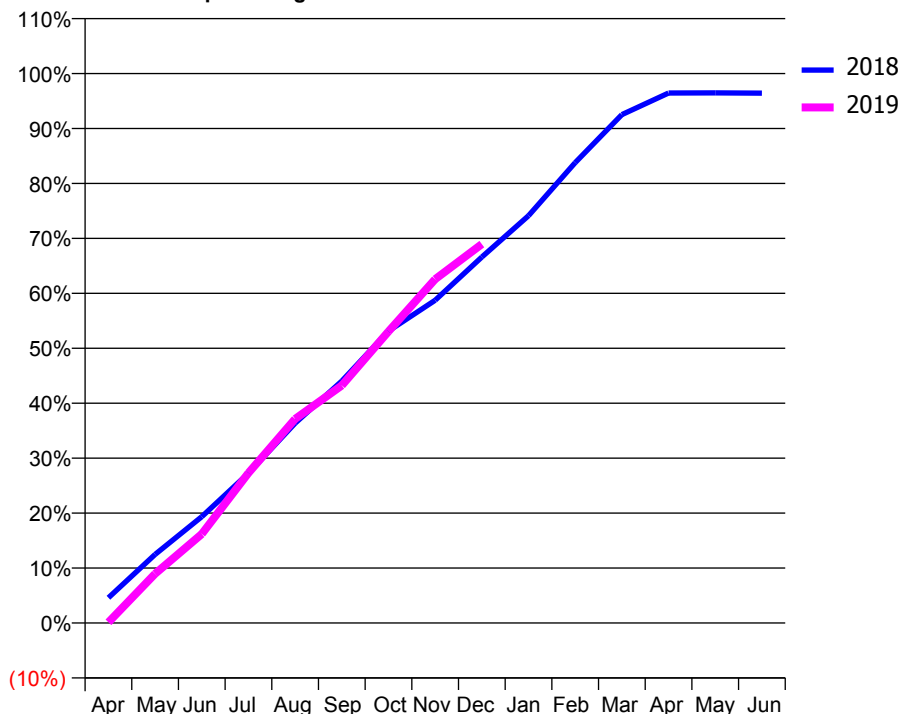
ACCESS*

Patients seen in 24 months	Total	Change since previous quarter
Quarter ending December 2017	3,830	
Quarter ending March 2018	3,814	→
Quarter ending June 2018	3,832	→
Quarter ending September 2018	3,858	→
Quarter ending December 2018	3,846	→
Variance since December 2017	0.4%	→



ACTIVITY

Cumulative percentage of contracted UDA delivered 2018 & 2019



Adjusted Scheduled Activity (UDA)

Month	2018	2019
April	496	15
May	1,347	965
June	2,086	1,746
July	2,940	2,945
August	3,920	4,004
September	4,747	4,659
October	5,728	5,720
November	6,332	6,747
December	7,178	7,434
January	7,991	
February	9,030	
March	9,973	
April	10,396	
May	10,399	
June	10,395	

QUALITY

	Quantity	Base Number	Contract	LHB	Wales
% of FP17s for the same patient ID Re-attending within 3 months - Children	16	726	2.2%	8.5%	10.9%
% of FP17s for the same patient ID Re-attending within 3 months - Adults	131	3,144	4.2%	14.4%	15.6%
% of FP17s for the same patient ID Re-attending between 3 & 9 months - Children	443	726	61.0%	58.3%	59.6%
% of FP17s for the same patient ID Re-attending between 3 & 9 months - Adults	2,030	3,144	64.6%	55.4%	55.6%
% of FP17s for Band 1 Urgent Courses	45	3,710	1.2%	8.9%	8.9%
% of FP17s Relating to Free Repair or Replacements	4	3,710	0.1%	0.7%	0.7%
% of FP17s Relating to Continuations	6	3,710	0.2%	0.6%	0.7%
% of Patients satisfied with the dentistry they have received	7	7	N/A	95.4%	93.3%
% of Patients satisfied with the time they had to wait for an appointment	7	7	N/A	90.4%	88.0%

* This is based on patients treated on this contract for their most recent course of treatment. Figures in italics indicate the base number of FP17s or Patient Questionnaire responses are less than 100. N/A is shown where the base number of responses is less than 10 during the period. % is calculated as Quantity/Base number*100

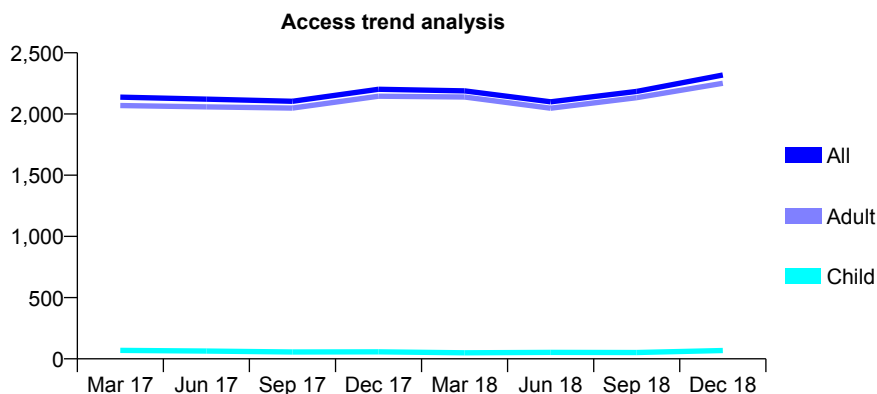
7A6 - Vital Signs At a Glance Contract Report for 128945/0001 - December 2018

Name or company name	Devon Place Limited
Contract type name	PDS Contract
Purpose of contract	General
Contract start date	01/04/2012
Contract end date	31/03/2019

18/19 Contracted general activity (UDA)	3,232
Carry forward general activity (UDA)	0
18/19 Contracted orthodontic activity (UOA)	0
Carry forward orthodontic activity (UOA)	0
Baseline contract value	£86,911.53

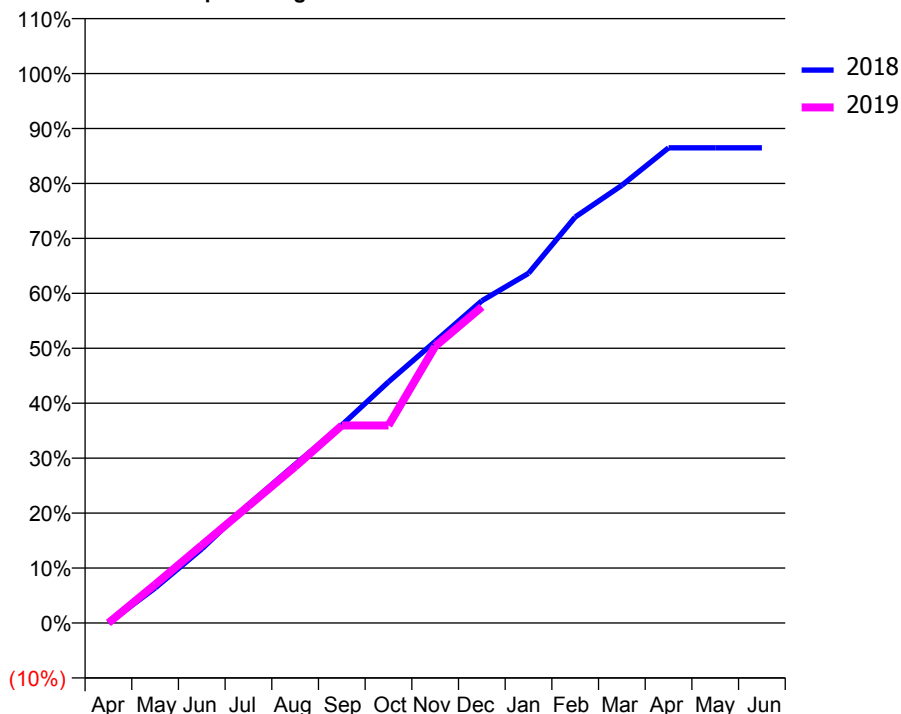
ACCESS*

Patients seen in 24 months	Total	Change since previous quarter
Quarter ending December 2017	2,202	
Quarter ending March 2018	2,189	→
Quarter ending June 2018	2,100	↓
Quarter ending September 2018	2,185	↑
Quarter ending December 2018	2,319	↑
Variance since December 2017	5.3%	↑



ACTIVITY

Cumulative percentage of contracted UDA delivered 2018 & 2019



Month	Adjusted Scheduled Activity (UDA)	
	2018	2019
April	0	0
May	197	226
June	417	458
July	667	688
August	893	920
September	1,115	1,162
October	1,358	1,162
November	1,586	1,627
December	1,815	1,859
January	1,970	
February	2,286	
March	2,465	
April	2,676	
May	2,676	
June	2,676	

QUALITY

	Quantity	Base Number	Contract	LHB	Wales
% of FP17s for the same patient ID Re-attending within 3 months - Children	1	61	1.6%	8.5%	10.9%
% of FP17s for the same patient ID Re-attending within 3 months - Adults	88	1,660	5.3%	14.4%	15.6%
% of FP17s for the same patient ID Re-attending between 3 & 9 months - Children	2	61	3.3%	58.3%	59.6%
% of FP17s for the same patient ID Re-attending between 3 & 9 months - Adults	63	1,660	3.8%	55.4%	55.6%
% of FP17s for Band 1 Urgent Courses	1,531	1,545	99.1%	8.9%	8.9%
% of FP17s Relating to Free Repair or Replacements	0	1,545	0.0%	0.7%	0.7%
% of FP17s Relating to Continuations	0	1,545	0.0%	0.6%	0.7%
% of Patients satisfied with the dentistry they have received	0	0	N/A	95.4%	93.3%
% of Patients satisfied with the time they had to wait for an appointment	0	0	N/A	90.4%	88.0%

* This is based on patients treated on this contract for their most recent course of treatment. Figures in italics indicate the base number of FP17s or Patient Questionnaire responses are less than 100. N/A is shown where the base number of responses is less than 10 during the period. % is calculated as Quantity/Base number*100

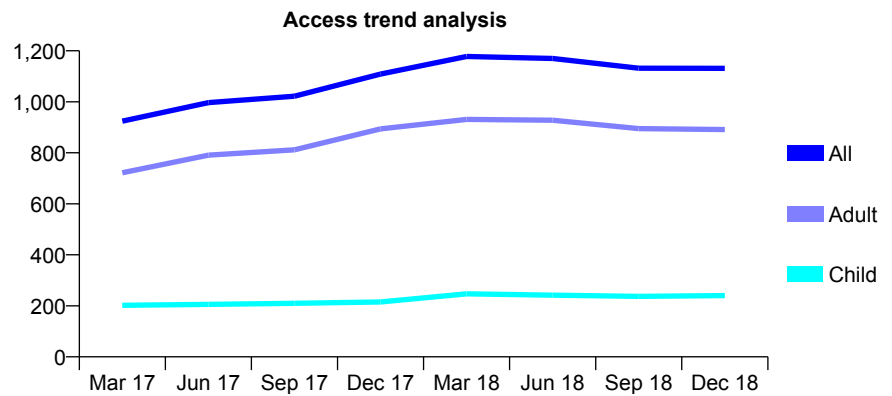
7A6 - Vital Signs At a Glance Contract Report for 128945/0002 - December 2018

Name or company name	Devon Place Limited
Contract type name	GDS Contract
Purpose of contract	General
Contract start date	01/04/2012
Contract end date	

18/19 Contracted general activity (UDA)	3,767
Carry forward general activity (UDA)	-67
18/19 Contracted orthodontic activity (UOA)	0
Carry forward orthodontic activity (UOA)	0
Baseline contract value	£96,618.76

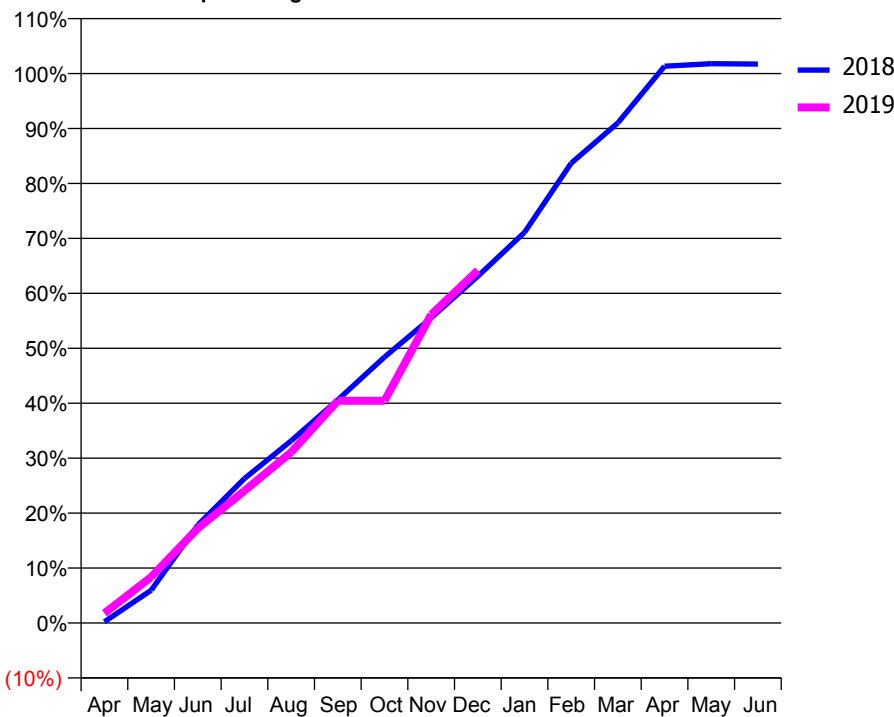
ACCESS*

Patients seen in 24 months	Total	Change since previous quarter
Quarter ending December 2017	1,109	
Quarter ending March 2018	1,178	↑
Quarter ending June 2018	1,170	→
Quarter ending September 2018	1,132	↓
Quarter ending December 2018	1,131	→
Variance since December 2017	2.0%	→



ACTIVITY

Cumulative percentage of contracted UDA delivered 2018 & 2019



Month	Adjusted Scheduled Activity (UDA)	
	2018	2019
April	9	67
May	224	315
June	672	649
July	990	906
August	1,249	1,171
September	1,530	1,523
October	1,823	1,523
November	2,092	2,114
December	2,378	2,417
January	2,678	
February	3,152	
March	3,429	
April	3,817	
May	3,834	
June	3,831	

QUALITY

	Quantity	Base Number	Contract	LHB	Wales
% of FP17s for the same patient ID Re-attending within 3 months - Children	14	262	5.3%	8.5%	10.9%
% of FP17s for the same patient ID Re-attending within 3 months - Adults	113	916	12.3%	14.4%	15.6%
% of FP17s for the same patient ID Re-attending between 3 & 9 months - Children	186	262	71.0%	58.3%	59.6%
% of FP17s for the same patient ID Re-attending between 3 & 9 months - Adults	601	916	65.6%	55.4%	55.6%
% of FP17s for Band 1 Urgent Courses	71	1,011	7.0%	8.9%	8.9%
% of FP17s Relating to Free Repair or Replacements	3	1,011	0.3%	0.7%	0.7%
% of FP17s Relating to Continuations	0	1,011	0.0%	0.6%	0.7%
% of Patients satisfied with the dentistry they have received	2	3	N/A	95.4%	93.3%
% of Patients satisfied with the time they had to wait for an appointment	1	3	N/A	90.4%	88.0%

* This is based on patients treated on this contract for their most recent course of treatment. Figures in italics indicate the base number of FP17s or Patient Questionnaire responses are less than 100. N/A is shown where the base number of responses is less than 10 during the period. % is calculated as Quantity/Base number*100

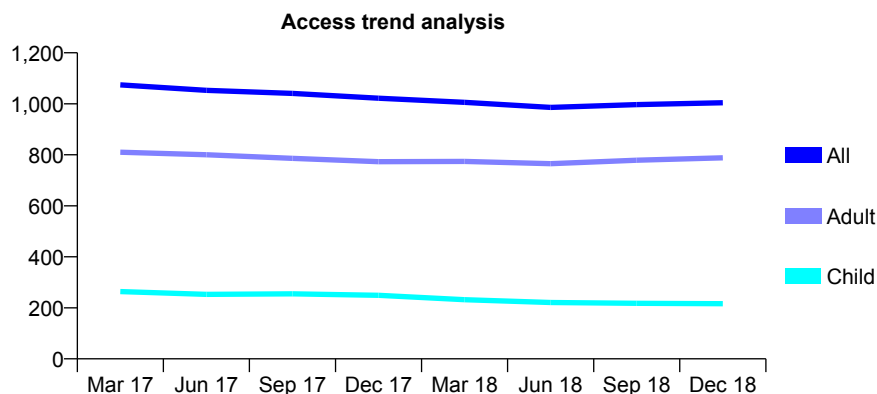
7A6 - Vital Signs At a Glance Contract Report for 130389/0001 - December 2018

Name or company name	Aneurin Bevan Health Board
Contract type name	Pilot Contract
Purpose of contract	General
Contract start date	18/07/2006
Contract end date	

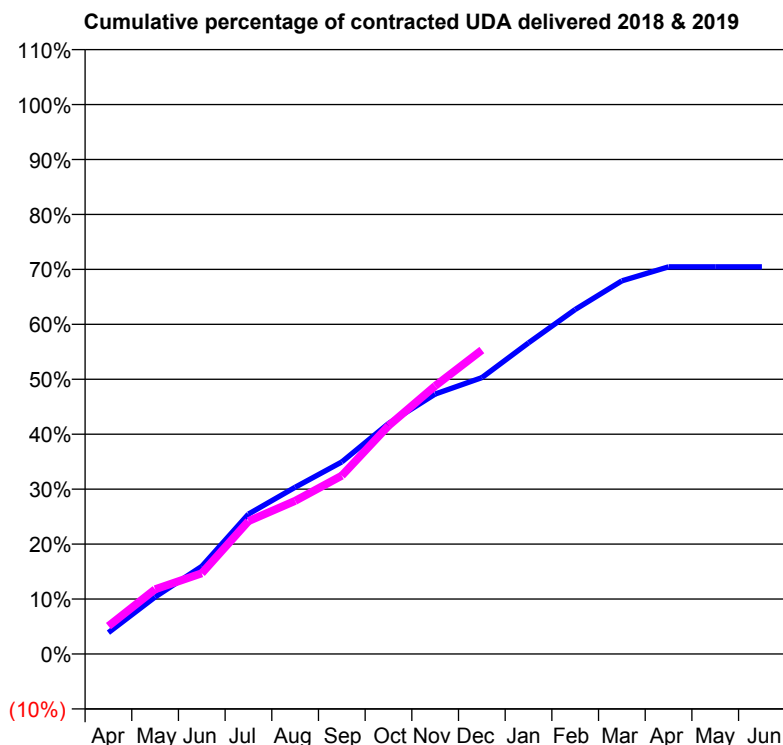
18/19 Contracted general activity (UDA)	3,600
Carry forward general activity (UDA)	0
18/19 Contracted orthodontic activity (UOA)	0
Carry forward orthodontic activity (UOA)	0
Baseline contract value	£114,096.92

ACCESS*

Patients seen in 24 months	Total	Change since previous quarter
Quarter ending December 2017	1,022	
Quarter ending March 2018	1,006	↓
Quarter ending June 2018	986	↓
Quarter ending September 2018	997	→
Quarter ending December 2018	1,004	→
Variance since December 2017	(1.8%)	↓



ACTIVITY



Month	Adjusted Scheduled Activity (UDA)	
	2018	2019
April	156	183
May	415	424
June	638	529
July	1,019	871
August	1,214	1,003
September	1,398	1,169
October	1,678	1,495
November	1,892	1,756
December	2,011	1,992
January	2,265	
February	2,508	
March	2,716	
April	2,819	
May	2,819	
June	2,819	

QUALITY

	Quantity	Base Number	Contract	LHB	Wales
% of FP17s for the same patient ID Re-attending within 3 months - Children	36	215	16.7%	8.5%	10.9%
% of FP17s for the same patient ID Re-attending within 3 months - Adults	97	706	13.7%	14.4%	15.6%
% of FP17s for the same patient ID Re-attending between 3 & 9 months - Children	71	215	33.0%	58.3%	59.6%
% of FP17s for the same patient ID Re-attending between 3 & 9 months - Adults	256	706	36.3%	55.4%	55.6%
% of FP17s for Band 1 Urgent Courses	116	852	13.6%	8.9%	8.9%
% of FP17s Relating to Free Repair or Replacements	16	852	1.9%	0.7%	0.7%
% of FP17s Relating to Continuations	6	852	0.7%	0.6%	0.7%
% of Patients satisfied with the dentistry they have received	3	3	N/A	95.4%	93.3%
% of Patients satisfied with the time they had to wait for an appointment	3	3	N/A	90.4%	88.0%

* This is based on patients treated on this contract for their most recent course of treatment. Figures in italics indicate the base number of FP17s or Patient Questionnaire responses are less than 100. N/A is shown where the base number of responses is less than 10 during the period. % is calculated as Quantity/Base number*100

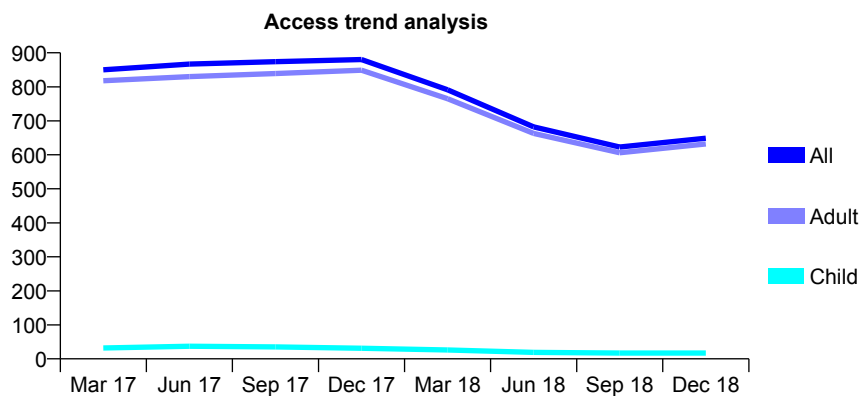
7A6 - Vital Signs At a Glance Contract Report for 130389/0002 - December 2018

Name or company name	Aneurin Bevan Health Board
Contract type name	Pilot Contract
Purpose of contract	General
Contract start date	01/06/2007
Contract end date	

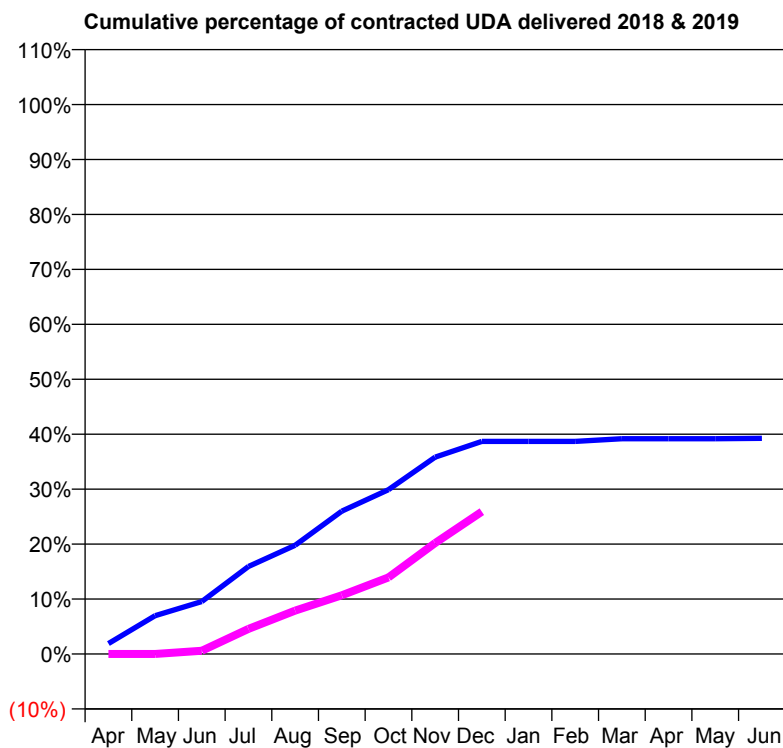
18/19 Contracted general activity (UDA)	3,600
Carry forward general activity (UDA)	0
18/19 Contracted orthodontic activity (UOA)	0
Carry forward orthodontic activity (UOA)	0
Baseline contract value	£149,245.90

ACCESS*

Patients seen in 24 months	Total	Change since previous quarter
Quarter ending December 2017	880	
Quarter ending March 2018	791	↓
Quarter ending June 2018	682	↓
Quarter ending September 2018	623	↓
Quarter ending December 2018	649	↑
Variance since December 2017	(26.3%)	↓



ACTIVITY



Month	Adjusted Scheduled Activity (UDA)	
	2018	2019
April	76	0
May	279	0
June	382	22
July	637	165
August	791	284
September	1,040	385
October	1,196	502
November	1,433	727
December	1,548	933
January	1,548	
February	1,548	
March	1,567	
April	1,567	
May	1,567	
June	1,570	

QUALITY

	Quantity	Base Number	Contract	LHB	Wales
% of FP17s for the same patient ID Re-attending within 3 months - Children	0	9	0.0%	8.5%	10.9%
% of FP17s for the same patient ID Re-attending within 3 months - Adults	17	369	4.6%	14.4%	15.6%
% of FP17s for the same patient ID Re-attending between 3 & 9 months - Children	2	9	22.2%	58.3%	59.6%
% of FP17s for the same patient ID Re-attending between 3 & 9 months - Adults	39	369	10.6%	55.4%	55.6%
% of FP17s for Band 1 Urgent Courses	35	376	9.3%	8.9%	8.9%
% of FP17s Relating to Free Repair or Replacements	0	376	0.0%	0.7%	0.7%
% of FP17s Relating to Continuations	0	376	0.0%	0.6%	0.7%
% of Patients satisfied with the dentistry they have received	1	1	N/A	95.4%	93.3%
% of Patients satisfied with the time they had to wait for an appointment	0	1	N/A	90.4%	88.0%

* This is based on patients treated on this contract for their most recent course of treatment. Figures in italics indicate the base number of FP17s or Patient Questionnaire responses are less than 100. N/A is shown where the base number of responses is less than 10 during the period. % is calculated as Quantity/Base number*100

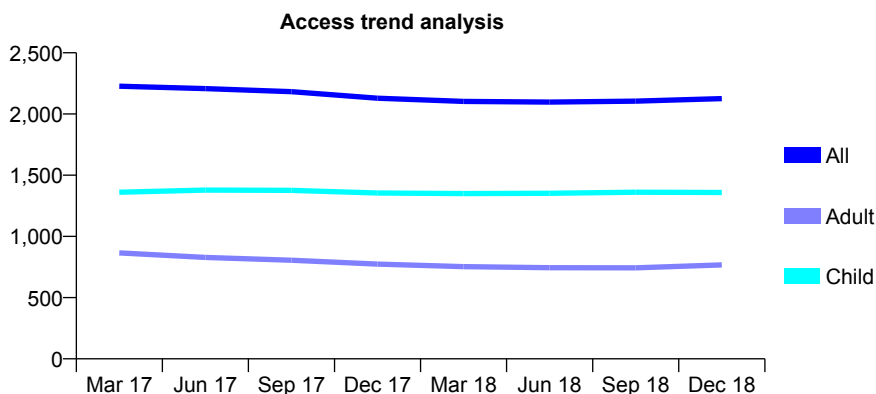
7A6 - Vital Signs At a Glance Contract Report for 133248/0001 - December 2018

Name or company name	Hilltop View Ltd
Contract type name	GDS Contract
Purpose of contract	General
Contract start date	01/04/2011
Contract end date	

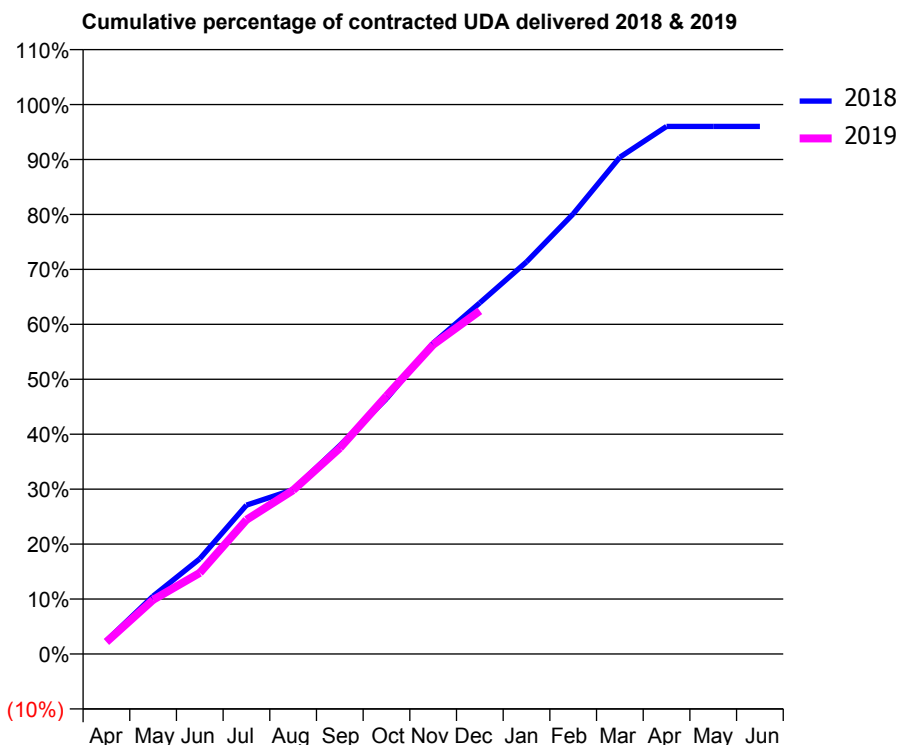
18/19 Contracted general activity (UDA)	5,900
Carry forward general activity (UDA)	233
18/19 Contracted orthodontic activity (UOA)	0
Carry forward orthodontic activity (UOA)	0
Baseline contract value	£156,517.17

ACCESS*

Patients seen in 24 months	Total	Change since previous quarter
Quarter ending December 2017	2,129	
Quarter ending March 2018	2,103	↓
Quarter ending June 2018	2,097	→
Quarter ending September 2018	2,105	→
Quarter ending December 2018	2,126	→
Variance since December 2017	(0.1%)	→



ACTIVITY



Month	Adjusted Scheduled Activity (UDA)	
	2018	2019
April	143	129
May	623	582
June	1,024	871
July	1,598	1,441
August	1,764	1,760
September	2,239	2,212
October	2,741	2,772
November	3,338	3,321
December	3,770	3,685
January	4,211	
February	4,725	
March	5,334	
April	5,665	
May	5,665	
June	5,665	

QUALITY

	Quantity	Base Number	Contract	LHB	Wales
% of FP17s for the same patient ID Re-attending within 3 months - Children	73	1,154	6.3%	8.5%	10.9%
% of FP17s for the same patient ID Re-attending within 3 months - Adults	107	646	16.6%	14.4%	15.6%
% of FP17s for the same patient ID Re-attending between 3 & 9 months - Children	528	1,154	45.8%	58.3%	59.6%
% of FP17s for the same patient ID Re-attending between 3 & 9 months - Adults	284	646	44.0%	55.4%	55.6%
% of FP17s for Band 1 Urgent Courses	111	1,665	6.7%	8.9%	8.9%
% of FP17s Relating to Free Repair or Replacements	0	1,665	0.0%	0.7%	0.7%
% of FP17s Relating to Continuations	20	1,665	1.2%	0.6%	0.7%
% of Patients satisfied with the dentistry they have received	0	0	N/A	95.4%	93.3%
% of Patients satisfied with the time they had to wait for an appointment	0	0	N/A	90.4%	88.0%

* This is based on patients treated on this contract for their most recent course of treatment. Figures in italics indicate the base number of FP17s or Patient Questionnaire responses are less than 100. N/A is shown where the base number of responses is less than 10 during the period. % is calculated as Quantity/Base number*100

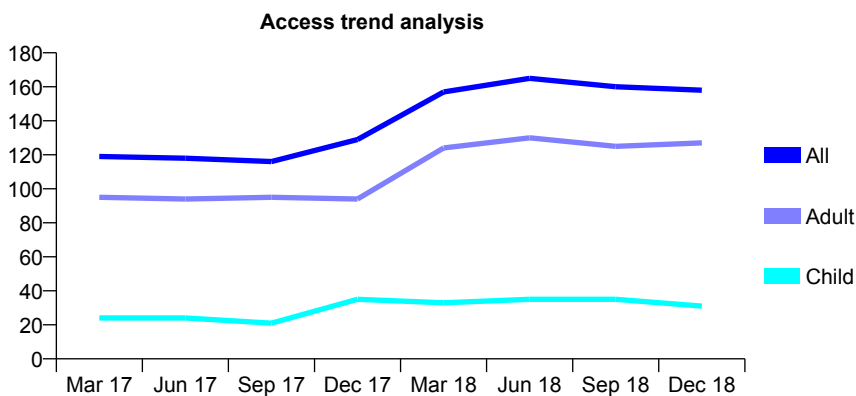
7A6 - Vital Signs At a Glance Contract Report for 133523/0002 - December 2018

Name or company name	Gateway OHS Limited
Contract type name	PDS Contract
Purpose of contract	General
Contract start date	01/07/2010
Contract end date	31/03/2019

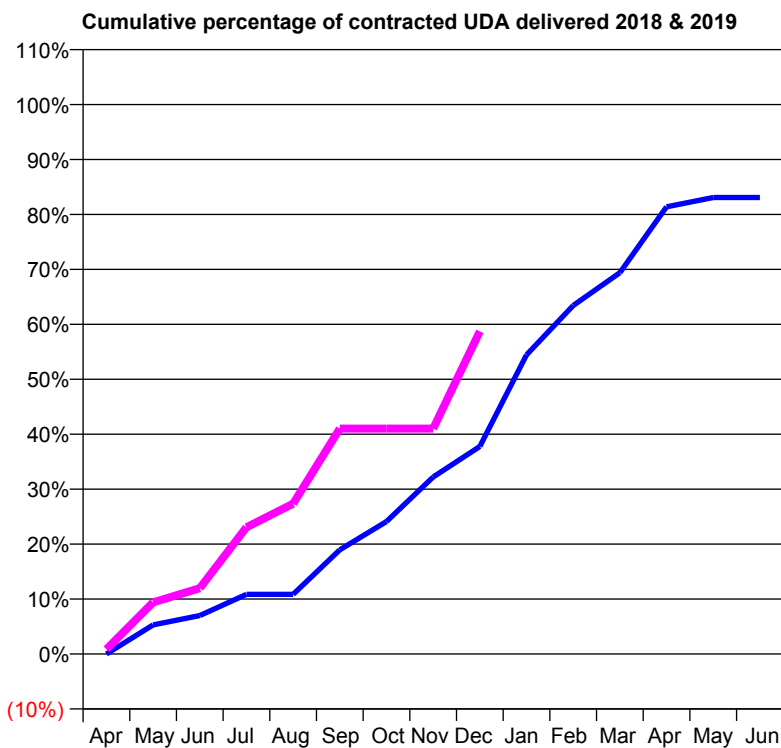
18/19 Contracted general activity (UDA)	702
Carry forward general activity (UDA)	0
18/19 Contracted orthodontic activity (UOA)	0
Carry forward orthodontic activity (UOA)	0
Baseline contract value	£87,179.92

ACCESS*

Patients seen in 24 months	Total	Change since previous quarter
Quarter ending December 2017	129	
Quarter ending March 2018	157	↑
Quarter ending June 2018	165	↑
Quarter ending September 2018	160	↓
Quarter ending December 2018	158	↓
Variance since December 2017	22.5%	↑



ACTIVITY



Month	Adjusted Scheduled Activity (UDA)	
	2018	2019
April	0	6
May	37	66
June	49	84
July	76	162
August	76	192
September	133	288
October	169	288
November	226	288
December	265	412
January	382	
February	445	
March	487	
April	571	
May	583	
June	583	

QUALITY

	Quantity	Base Number	Contract	LHB	Wales
% of FP17s for the same patient ID Re-attending within 3 months - Children	0	38	0.0%	8.5%	10.9%
% of FP17s for the same patient ID Re-attending within 3 months - Adults	3	139	2.2%	14.4%	15.6%
% of FP17s for the same patient ID Re-attending between 3 & 9 months - Children	0	38	0.0%	58.3%	59.6%
% of FP17s for the same patient ID Re-attending between 3 & 9 months - Adults	6	139	4.3%	55.4%	55.6%
% of FP17s for Band 1 Urgent Courses	1	145	0.7%	8.9%	8.9%
% of FP17s Relating to Free Repair or Replacements	0	145	0.0%	0.7%	0.7%
% of FP17s Relating to Continuations	2	145	1.4%	0.6%	0.7%
% of Patients satisfied with the dentistry they have received	0	0	N/A	95.4%	93.3%
% of Patients satisfied with the time they had to wait for an appointment	0	0	N/A	90.4%	88.0%

* This is based on patients treated on this contract for their most recent course of treatment. Figures in italics indicate the base number of FP17s or Patient Questionnaire responses are less than 100. N/A is shown where the base number of responses is less than 10 during the period. % is calculated as Quantity/Base number*100

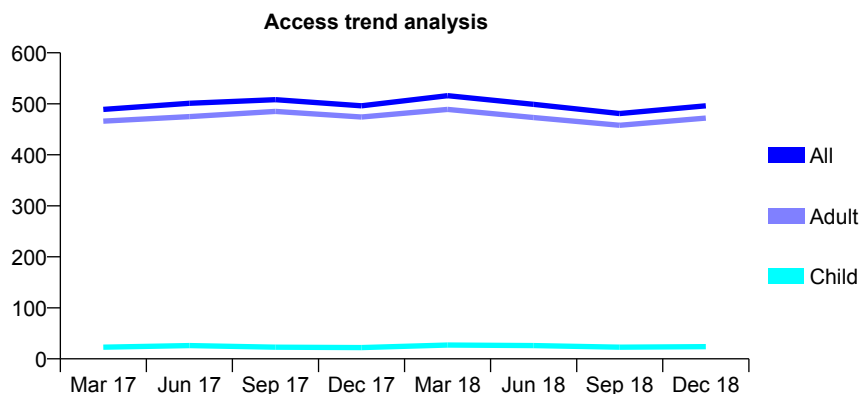
7A6 - Vital Signs At a Glance Contract Report for 133523/0007 - December 2018

Name or company name	Gateway OHS Limited
Contract type name	PDS Contract
Purpose of contract	General
Contract start date	01/04/2011
Contract end date	31/03/2019

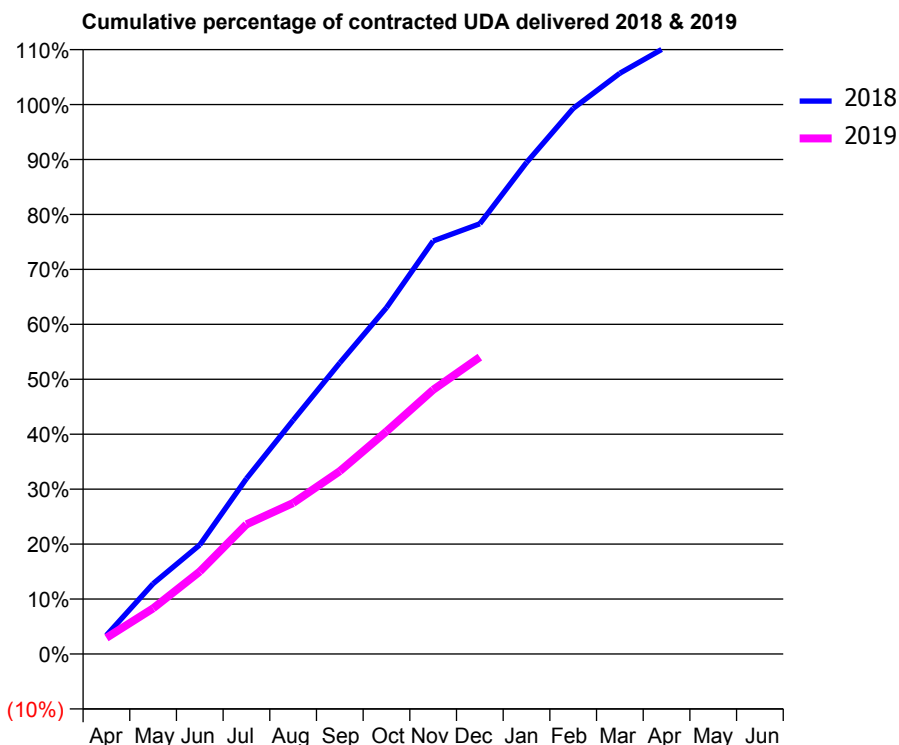
18/19 Contracted general activity (UDA)	677
Carry forward general activity (UDA)	0
18/19 Contracted orthodontic activity (UOA)	0
Carry forward orthodontic activity (UOA)	0
Baseline contract value	£26,086.06

ACCESS*

Patients seen in 24 months	Total	Change since previous quarter
Quarter ending December 2017	496	
Quarter ending March 2018	516	↑
Quarter ending June 2018	499	↓
Quarter ending September 2018	481	↓
Quarter ending December 2018	496	↑
Variance since December 2017	0.0%	→



ACTIVITY



Adjusted Scheduled Activity (UDA)		
Month	2018	2019
April	19	20
May	72	56
June	112	102
July	179	160
August	239	186
September	298	225
October	354	274
November	422	326
December	440	366
January	503	
February	558	
March	594	
April	621	
May	621	
June	621	

QUALITY

	Quantity	Base Number	Contract	LHB	Wales
% of FP17s for the same patient ID Re-attending within 3 months - Children	1	17	5.9%	8.5%	10.9%
% of FP17s for the same patient ID Re-attending within 3 months - Adults	7	308	2.3%	14.4%	15.6%
% of FP17s for the same patient ID Re-attending between 3 & 9 months - Children	0	17	0.0%	58.3%	59.6%
% of FP17s for the same patient ID Re-attending between 3 & 9 months - Adults	12	308	3.9%	55.4%	55.6%
% of FP17s for Band 1 Urgent Courses	289	302	95.7%	8.9%	8.9%
% of FP17s Relating to Free Repair or Replacements	0	302	0.0%	0.7%	0.7%
% of FP17s Relating to Continuations	0	302	0.0%	0.6%	0.7%
% of Patients satisfied with the dentistry they have received	0	0	N/A	95.4%	93.3%
% of Patients satisfied with the time they had to wait for an appointment	0	0	N/A	90.4%	88.0%

* This is based on patients treated on this contract for their most recent course of treatment. Figures in italics indicate the base number of FP17s or Patient Questionnaire responses are less than 100. N/A is shown where the base number of responses is less than 10 during the period. % is calculated as Quantity/Base number*100

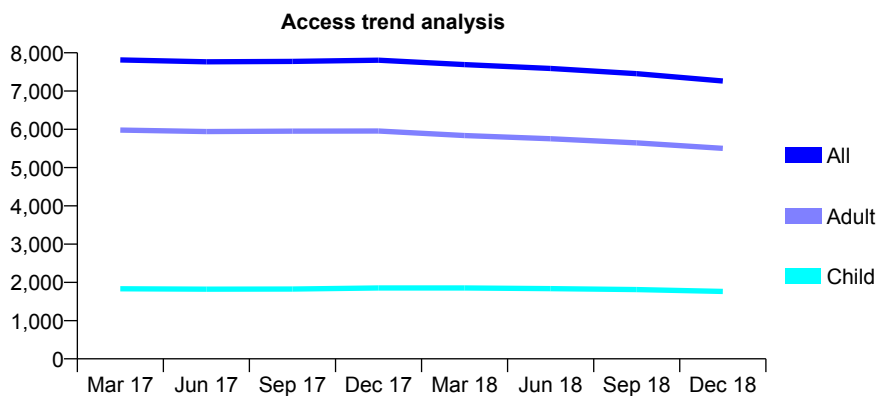
7A6 - Vital Signs At a Glance Contract Report for 133523/0008 - December 2018

Name or company name	Gateway OHS Limited
Contract type name	GDS Contract
Purpose of contract	General
Contract start date	01/04/2015
Contract end date	

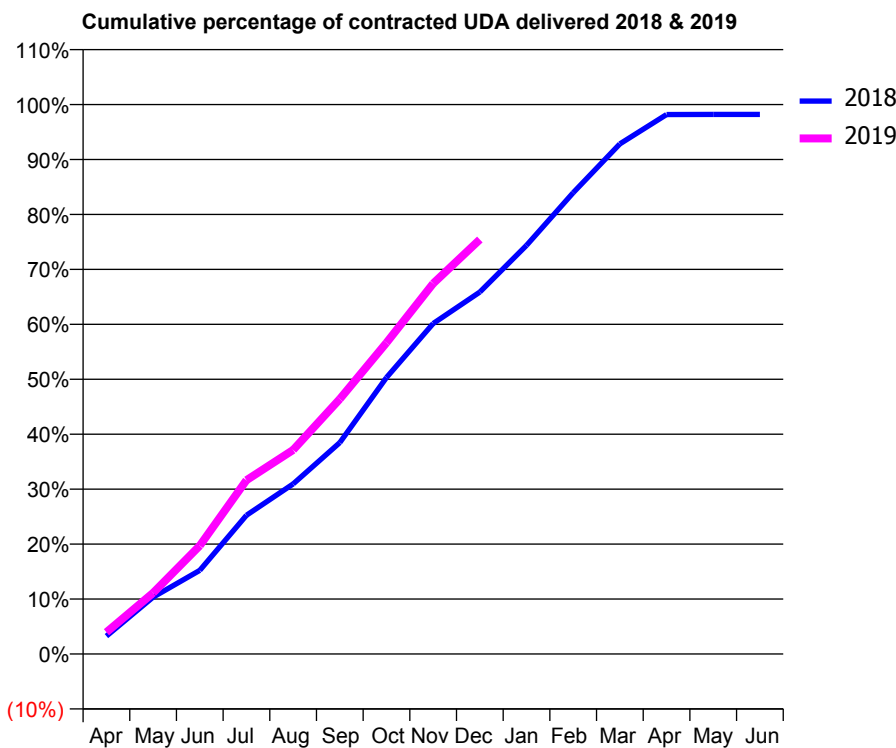
18/19 Contracted general activity (UDA)	20,225
Carry forward general activity (UDA)	265
18/19 Contracted orthodontic activity (UOA)	0
Carry forward orthodontic activity (UOA)	0
Baseline contract value	£593,843.19

ACCESS*

Patients seen in 24 months	Total	Change since previous quarter
Quarter ending December 2017	7,807	
Quarter ending March 2018	7,691	↓
Quarter ending June 2018	7,590	↓
Quarter ending September 2018	7,455	↓
Quarter ending December 2018	7,264	↓
Variance since December 2017	(7.0%)	↓



ACTIVITY



Month	Adjusted Scheduled Activity (UDA)	
	2018	2019
April	662	802
May	2,095	2,250
June	3,079	3,987
July	5,109	6,398
August	6,260	7,509
September	7,783	9,386
October	10,178	11,460
November	12,164	13,638
December	13,322	15,256
January	15,040	
February	16,978	
March	18,776	
April	19,858	
May	19,862	
June	19,861	

QUALITY

	Quantity	Base Number	Contract	LHB	Wales
% of FP17s for the same patient ID Re-attending within 3 months - Children	138	1,913	7.2%	8.5%	10.9%
% of FP17s for the same patient ID Re-attending within 3 months - Adults	884	6,190	14.3%	14.4%	15.6%
% of FP17s for the same patient ID Re-attending between 3 & 9 months - Children	926	1,913	48.4%	58.3%	59.6%
% of FP17s for the same patient ID Re-attending between 3 & 9 months - Adults	3,317	6,190	53.6%	55.4%	55.6%
% of FP17s for Band 1 Urgent Courses	743	7,598	9.8%	8.9%	8.9%
% of FP17s Relating to Free Repair or Replacements	81	7,598	1.1%	0.7%	0.7%
% of FP17s Relating to Continuations	10	7,598	0.1%	0.6%	0.7%
% of Patients satisfied with the dentistry they have received	16	17	94.1%	95.4%	93.3%
% of Patients satisfied with the time they had to wait for an appointment	17	17	100.0%	90.4%	88.0%

* This is based on patients treated on this contract for their most recent course of treatment. Figures in italics indicate the base number of FP17s or Patient Questionnaire responses are less than 100. N/A is shown where the base number of responses is less than 10 during the period. % is calculated as Quantity/Base number*100

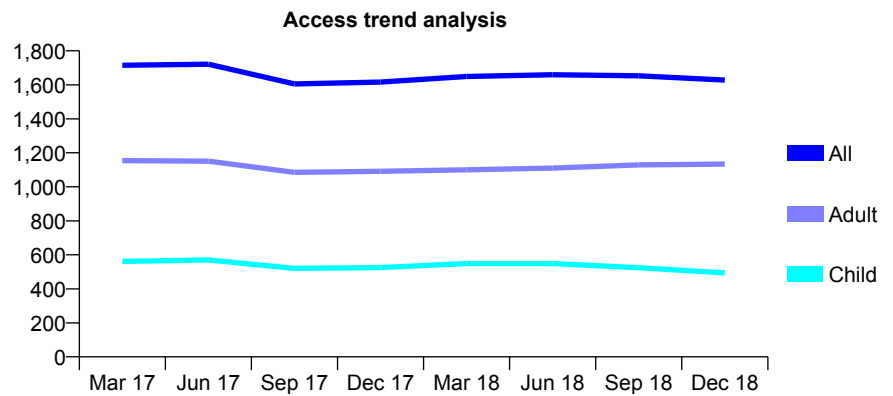
7A6 - Vital Signs At a Glance Contract Report for 140309/0001 - December 2018

Name or company name	A & M Jones Healthcare Ltd
Contract type name	GDS Contract
Purpose of contract	General
Contract start date	01/03/2012
Contract end date	

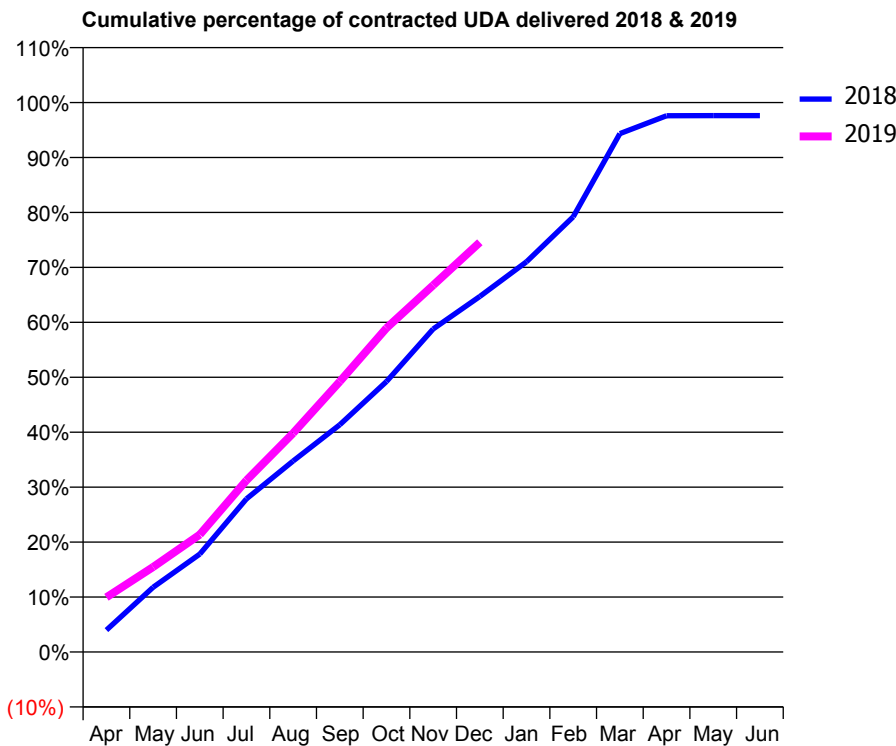
18/19 Contracted general activity (UDA)	6,254
Carry forward general activity (UDA)	-256
18/19 Contracted orthodontic activity (UOA)	0
Carry forward orthodontic activity (UOA)	0
Baseline contract value	£214,295.57

ACCESS*

Patients seen in 24 months	Total	Change since previous quarter
Quarter ending December 2017	1,616	
Quarter ending March 2018	1,649	↑
Quarter ending June 2018	1,659	→
Quarter ending September 2018	1,653	→
Quarter ending December 2018	1,628	↓
Variance since December 2017	0.7%	→



ACTIVITY



Month	Adjusted Scheduled Activity (UDA)	
	2018	2019
April	250	623
May	737	967
June	1,114	1,337
July	1,743	1,954
August	2,174	2,492
September	2,587	3,079
October	3,078	3,687
November	3,677	4,175
December	4,046	4,664
January	4,442	
February	4,954	
March	5,899	
April	6,103	
May	6,104	
June	6,104	

QUALITY

	Quantity	Base Number	Contract	LHB	Wales
% of FP17s for the same patient ID Re-attending within 3 months - Children	21	582	3.6%	8.5%	10.9%
% of FP17s for the same patient ID Re-attending within 3 months - Adults	98	1,207	8.1%	14.4%	15.6%
% of FP17s for the same patient ID Re-attending between 3 & 9 months - Children	295	582	50.7%	58.3%	59.6%
% of FP17s for the same patient ID Re-attending between 3 & 9 months - Adults	490	1,207	40.6%	55.4%	55.6%
% of FP17s for Band 1 Urgent Courses	143	1,675	8.5%	8.9%	8.9%
% of FP17s Relating to Free Repair or Replacements	13	1,675	0.8%	0.7%	0.7%
% of FP17s Relating to Continuations	8	1,675	0.5%	0.6%	0.7%
% of Patients satisfied with the dentistry they have received	3	3	N/A	95.4%	93.3%
% of Patients satisfied with the time they had to wait for an appointment	3	3	N/A	90.4%	88.0%

* This is based on patients treated on this contract for their most recent course of treatment. Figures in italics indicate the base number of FP17s or Patient Questionnaire responses are less than 100. N/A is shown where the base number of responses is less than 10 during the period. % is calculated as Quantity/Base number*100

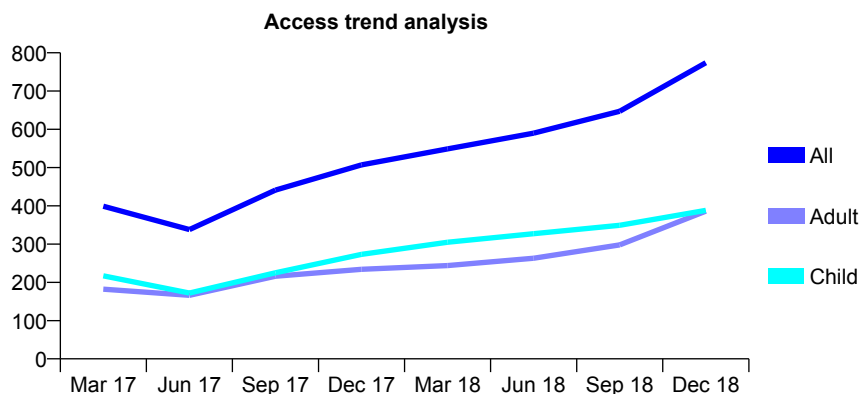
7A6 - Vital Signs At a Glance Contract Report for 140309/0002 - December 2018

Name or company name	N D Solutions Limited
Contract type name	GDS Contract
Purpose of contract	General
Contract start date	01/03/2012
Contract end date	

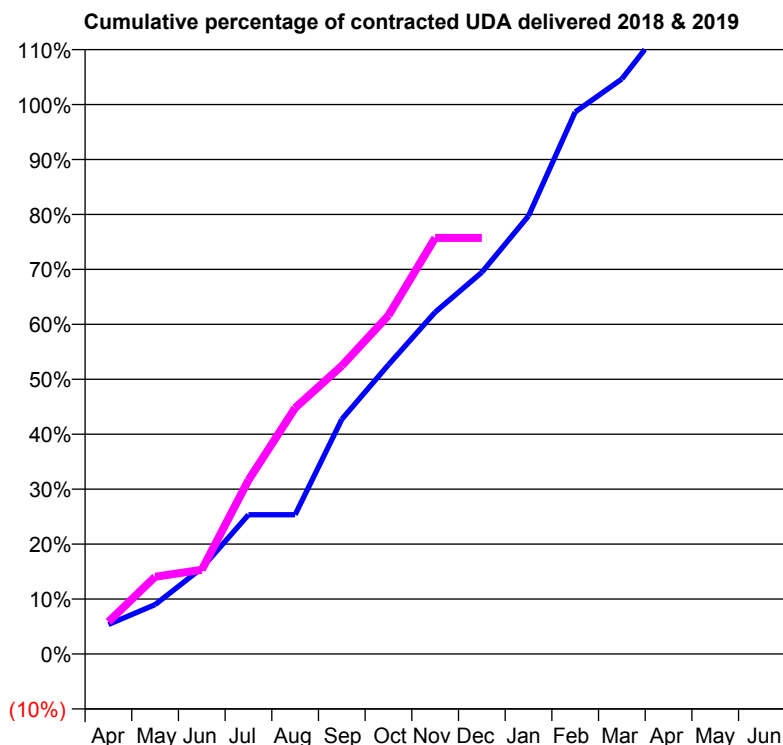
18/19 Contracted general activity (UDA)	1,764
Carry forward general activity (UDA)	-68
18/19 Contracted orthodontic activity (UOA)	0
Carry forward orthodontic activity (UOA)	0
Baseline contract value	£42,048.56

ACCESS*

Patients seen in 24 months	Total	Change since previous quarter
Quarter ending December 2017	507	
Quarter ending March 2018	549	↑
Quarter ending June 2018	590	↑
Quarter ending September 2018	647	↑
Quarter ending December 2018	774	↑
Variance since December 2017	52.7%	↑



ACTIVITY



Month	Adjusted Scheduled Activity (UDA)	
	2018	2019
April	73	103
May	123	248
June	213	270
July	346	558
August	346	790
September	583	925
October	718	1,087
November	849	1,336
December	948	1,336
January	1,088	
February	1,345	
March	1,428	
April	1,576	
May	1,576	
June	1,576	

QUALITY

	Quantity	Base Number	Contract	LHB	Wales
% of FP17s for the same patient ID Re-attending within 3 months - Children	34	454	7.5%	8.5%	10.9%
% of FP17s for the same patient ID Re-attending within 3 months - Adults	39	359	10.9%	14.4%	15.6%
% of FP17s for the same patient ID Re-attending between 3 & 9 months - Children	283	454	62.3%	58.3%	59.6%
% of FP17s for the same patient ID Re-attending between 3 & 9 months - Adults	159	359	44.3%	55.4%	55.6%
% of FP17s for Band 1 Urgent Courses	30	747	4.0%	8.9%	8.9%
% of FP17s Relating to Free Repair or Replacements	0	747	0.0%	0.7%	0.7%
% of FP17s Relating to Continuations	8	747	1.1%	0.6%	0.7%
% of Patients satisfied with the dentistry they have received	2	2	N/A	95.4%	93.3%
% of Patients satisfied with the time they had to wait for an appointment	2	2	N/A	90.4%	88.0%

* This is based on patients treated on this contract for their most recent course of treatment. Figures in italics indicate the base number of FP17s or Patient Questionnaire responses are less than 100. N/A is shown where the base number of responses is less than 10 during the period. % is calculated as Quantity/Base number*100

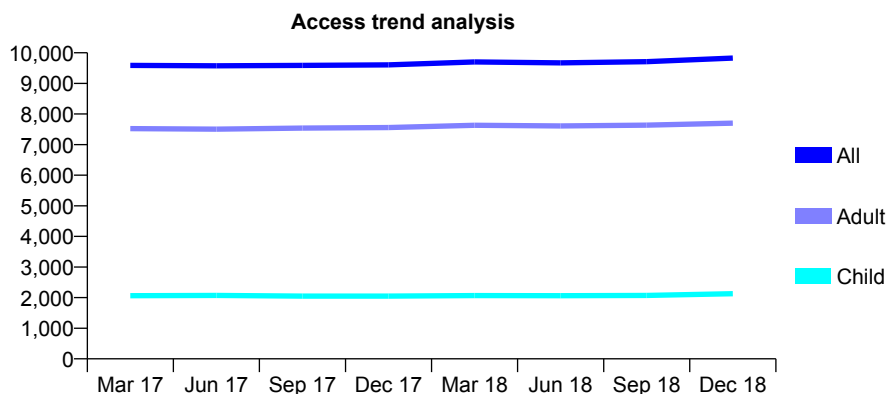
7A6 - Vital Signs At a Glance Contract Report for 142638/0001 - December 2018

Name or company name	The Goodwin Partnership Limited
Contract type name	GDS Contract
Purpose of contract	General
Contract start date	01/04/2009
Contract end date	

18/19 Contracted general activity (UDA)	26,856
Carry forward general activity (UDA)	559
18/19 Contracted orthodontic activity (UOA)	0
Carry forward orthodontic activity (UOA)	0
Baseline contract value	£691,499.18

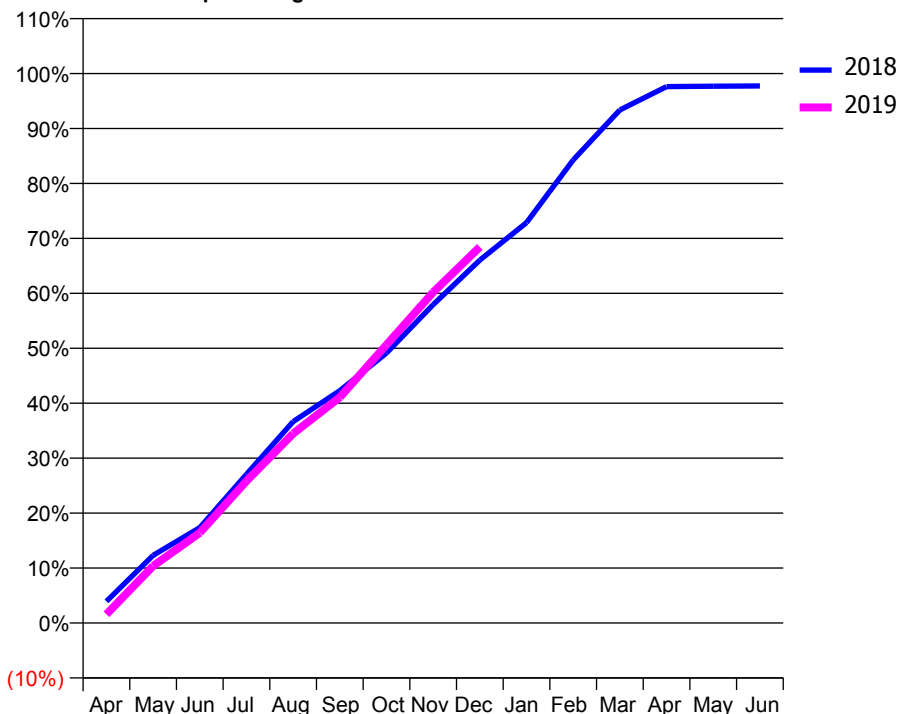
ACCESS*

Patients seen in 24 months	Total	Change since previous quarter
Quarter ending December 2017	9,607	
Quarter ending March 2018	9,701	→
Quarter ending June 2018	9,672	→
Quarter ending September 2018	9,709	→
Quarter ending December 2018	9,829	→
Variance since December 2017	2.3%	↑



ACTIVITY

Cumulative percentage of contracted UDA delivered 2018 & 2019



QUALITY

	Quantity	Base Number	Contract	LHB	Wales
% of FP17s for the same patient ID Re-attending within 3 months - Children	145	2,165	6.7%	8.5%	10.9%
% of FP17s for the same patient ID Re-attending within 3 months - Adults	1,184	8,953	13.2%	14.4%	15.6%
% of FP17s for the same patient ID Re-attending between 3 & 9 months - Children	1,058	2,165	48.9%	58.3%	59.6%
% of FP17s for the same patient ID Re-attending between 3 & 9 months - Adults	4,908	8,953	54.8%	55.4%	55.6%
% of FP17s for Band 1 Urgent Courses	701	10,562	6.6%	8.9%	8.9%
% of FP17s Relating to Free Repair or Replacements	73	10,562	0.7%	0.7%	0.7%
% of FP17s Relating to Continuations	52	10,562	0.5%	0.6%	0.7%
% of Patients satisfied with the dentistry they have received	19	19	100.0%	95.4%	93.3%
% of Patients satisfied with the time they had to wait for an appointment	19	19	100.0%	90.4%	88.0%

* This is based on patients treated on this contract for their most recent course of treatment. Figures in italics indicate the base number of FP17s or Patient Questionnaire responses are less than 100. N/A is shown where the base number of responses is less than 10 during the period. % is calculated as Quantity/Base number*100

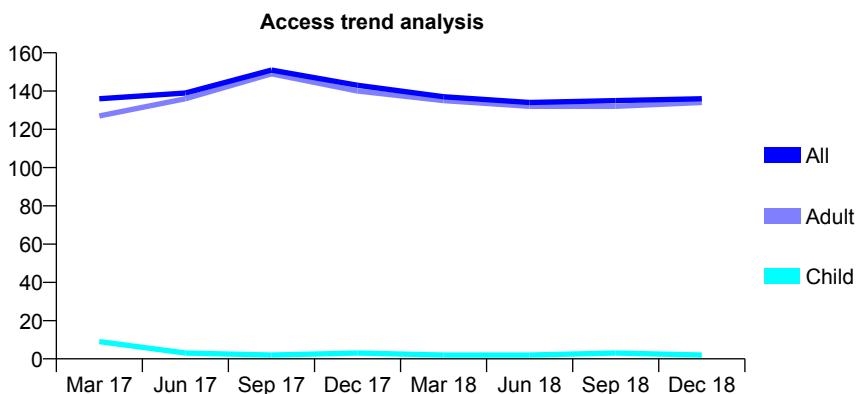
7A6 - Vital Signs At a Glance Contract Report for 142638/0002 - December 2018

Name or company name	The Goodwin Partnership Limited
Contract type name	GDS Contract
Purpose of contract	General
Contract start date	01/04/2009
Contract end date	

18/19 Contracted general activity (UDA)	248
Carry forward general activity (UDA)	0
18/19 Contracted orthodontic activity (UOA)	0
Carry forward orthodontic activity (UOA)	0
Baseline contract value	£14,702.87

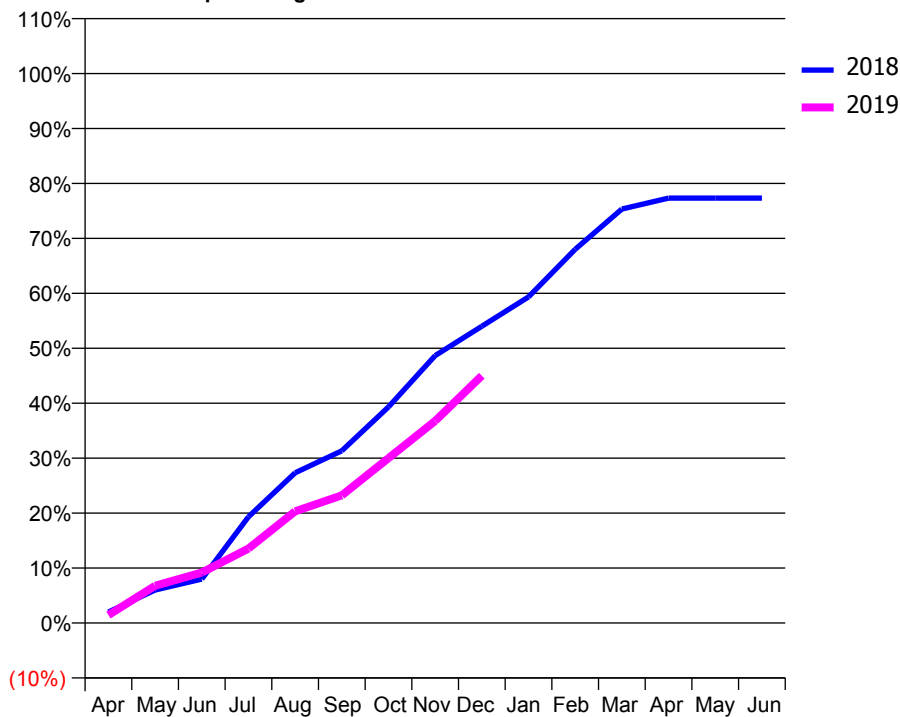
ACCESS*

Patients seen in 24 months	Total	Change since previous quarter
Quarter ending December 2017	143	
Quarter ending March 2018	137	↓
Quarter ending June 2018	134	↓
Quarter ending September 2018	135	→
Quarter ending December 2018	136	→
Variance since December 2017	(4.9%)	↓



ACTIVITY

Cumulative percentage of contracted UDA delivered 2018 & 2019



Month	Adjusted Scheduled Activity (UDA)	
	2018	2019
April	4	4
May	11	17
June	14	23
July	35	34
August	49	50
September	56	58
October	71	74
November	88	91
December	97	112
January	107	
February	122	
March	136	
April	139	
May	139	
June	139	

QUALITY

	Quantity	Base Number	Contract	LHB	Wales
% of FP17s for the same patient ID Re-attending within 3 months - Children	0	1	0.0%	8.5%	10.9%
% of FP17s for the same patient ID Re-attending within 3 months - Adults	4	95	4.2%	14.4%	15.6%
% of FP17s for the same patient ID Re-attending between 3 & 9 months - Children	0	1	0.0%	58.3%	59.6%
% of FP17s for the same patient ID Re-attending between 3 & 9 months - Adults	0	95	0.0%	55.4%	55.6%
% of FP17s for Band 1 Urgent Courses	93	93	100.0%	8.9%	8.9%
% of FP17s Relating to Free Repair or Replacements	0	93	0.0%	0.7%	0.7%
% of FP17s Relating to Continuations	0	93	0.0%	0.6%	0.7%
% of Patients satisfied with the dentistry they have received	0	0	N/A	95.4%	93.3%
% of Patients satisfied with the time they had to wait for an appointment	0	0	N/A	90.4%	88.0%

* This is based on patients treated on this contract for their most recent course of treatment. Figures in italics indicate the base number of FP17s or Patient Questionnaire responses are less than 100. N/A is shown where the base number of responses is less than 10 during the period. % is calculated as Quantity/Base number*100

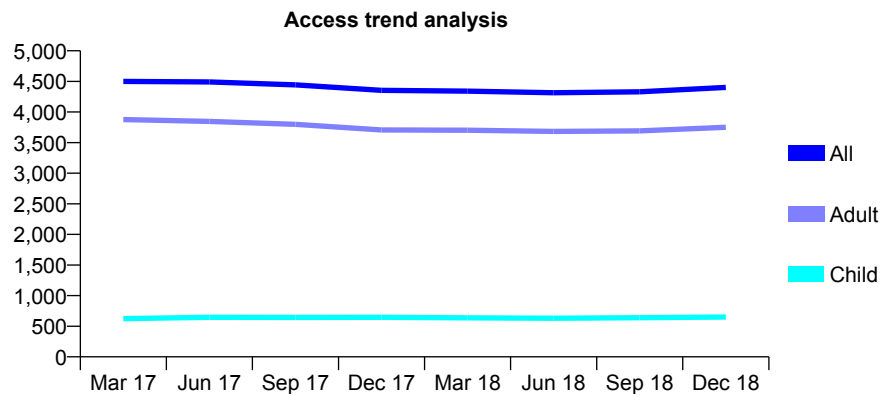
7A6 - Vital Signs At a Glance Contract Report for 144096/0001 - December 2018

Name or company name	Dalegrade Ltd
Contract type name	GDS Contract
Purpose of contract	General
Contract start date	01/04/2010
Contract end date	

18/19 Contracted general activity (UDA)	13,320
Carry forward general activity (UDA)	-395
18/19 Contracted orthodontic activity (UOA)	0
Carry forward orthodontic activity (UOA)	0
Baseline contract value	£407,269.88

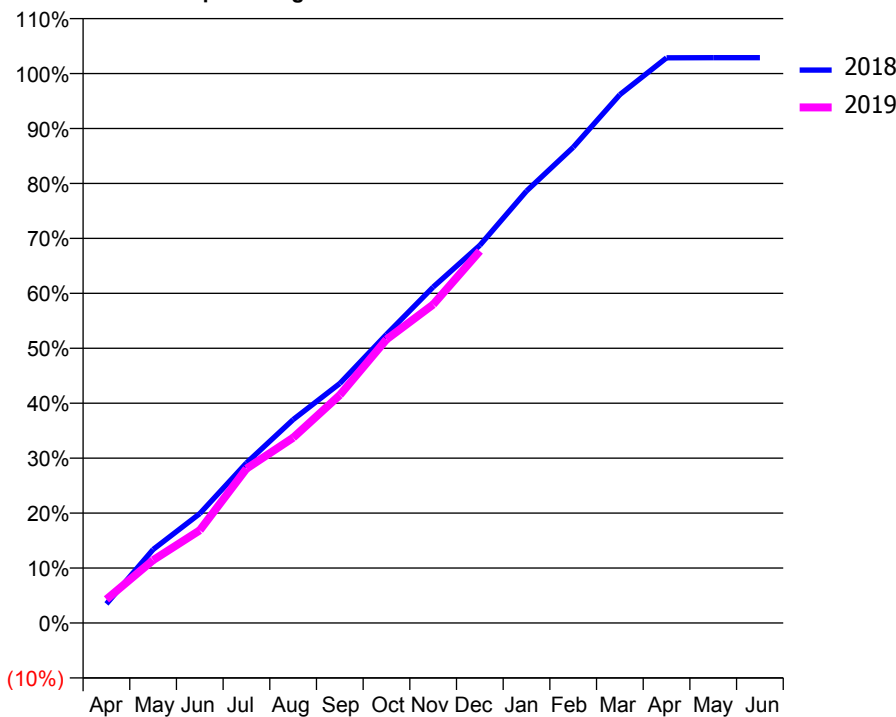
ACCESS*

Patients seen in 24 months	Total	Change since previous quarter
Quarter ending December 2017	4,353	
Quarter ending March 2018	4,340	→
Quarter ending June 2018	4,314	→
Quarter ending September 2018	4,331	→
Quarter ending December 2018	4,402	→
Variance since December 2017	1.1%	→



ACTIVITY

Cumulative percentage of contracted UDA delivered 2018 & 2019



Month	Adjusted Scheduled Activity (UDA)	
	2018	2019
April	463	572
May	1,783	1,523
June	2,652	2,248
July	3,879	3,742
August	4,932	4,490
September	5,807	5,526
October	6,996	6,875
November	8,143	7,719
December	9,156	9,017
January	10,472	
February	11,532	
March	12,807	
April	13,702	
May	13,704	
June	13,704	

QUALITY

	Quantity	Base Number	Contract	LHB	Wales
% of FP17s for the same patient ID Re-attending within 3 months - Children	51	709	7.2%	8.5%	10.9%
% of FP17s for the same patient ID Re-attending within 3 months - Adults	774	4,400	17.6%	14.4%	15.6%
% of FP17s for the same patient ID Re-attending between 3 & 9 months - Children	413	709	58.3%	58.3%	59.6%
% of FP17s for the same patient ID Re-attending between 3 & 9 months - Adults	2,329	4,400	52.9%	55.4%	55.6%
% of FP17s for Band 1 Urgent Courses	595	4,651	12.8%	8.9%	8.9%
% of FP17s Relating to Free Repair or Replacements	23	4,651	0.5%	0.7%	0.7%
% of FP17s Relating to Continuations	58	4,651	1.2%	0.6%	0.7%
% of Patients satisfied with the dentistry they have received	22	23	95.7%	95.4%	93.3%
% of Patients satisfied with the time they had to wait for an appointment	21	23	91.3%	90.4%	88.0%

* This is based on patients treated on this contract for their most recent course of treatment. Figures in italics indicate the base number of FP17s or Patient Questionnaire responses are less than 100. N/A is shown where the base number of responses is less than 10 during the period. % is calculated as Quantity/Base number*100

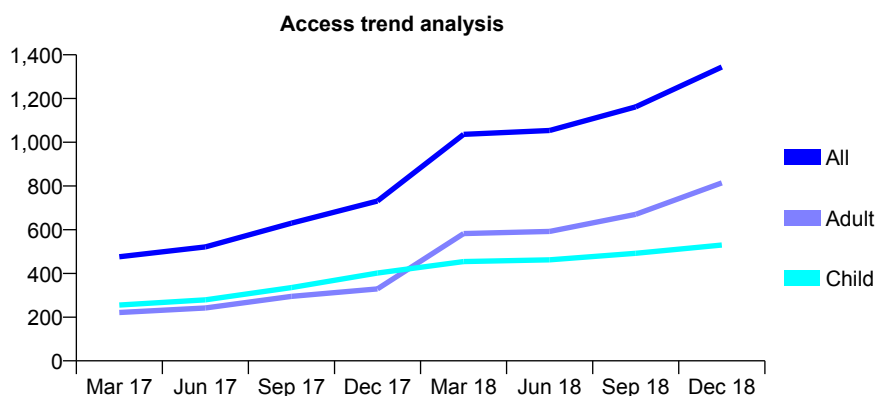
7A6 - Vital Signs At a Glance Contract Report for 144363/0001 - December 2018

Name or company name	Harj Consultancy Ltd
Contract type name	GDS Contract
Purpose of contract	General
Contract start date	01/10/2015
Contract end date	

18/19 Contracted general activity (UDA)	4,811
Carry forward general activity (UDA)	223
18/19 Contracted orthodontic activity (UOA)	0
Carry forward orthodontic activity (UOA)	0
Baseline contract value	£120,840.87

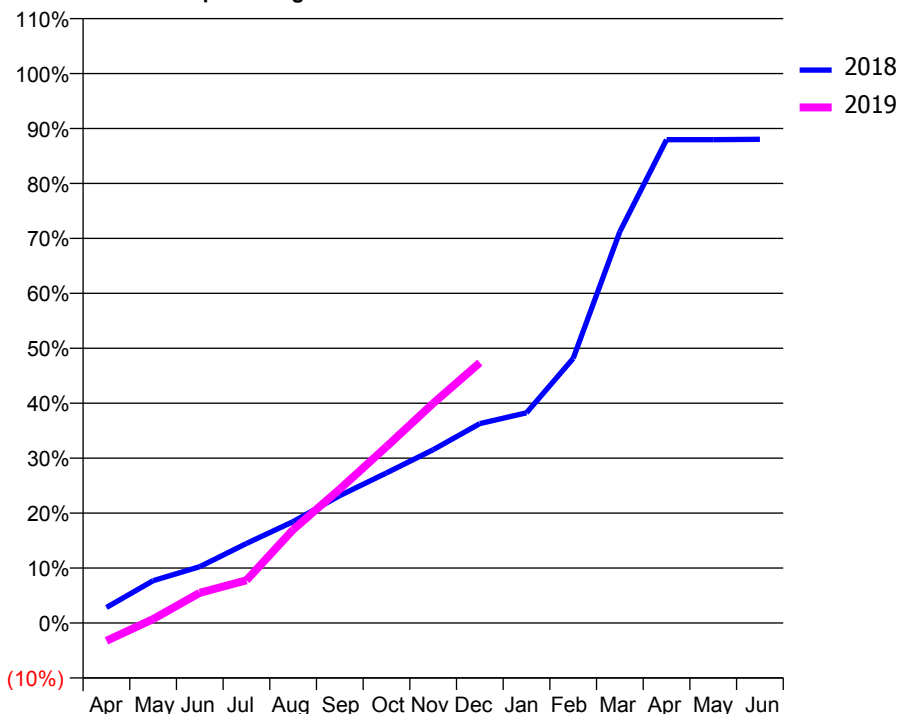
ACCESS*

Patients seen in 24 months	Total	Change since previous quarter
Quarter ending December 2017	731	
Quarter ending March 2018	1,036	↑
Quarter ending June 2018	1,054	→
Quarter ending September 2018	1,162	↑
Quarter ending December 2018	1,344	↑
Variance since December 2017	83.9%	↑



ACTIVITY

Cumulative percentage of contracted UDA delivered 2018 & 2019



Month	Adjusted Scheduled Activity (UDA)	
	2018	2019
April	105	-157
May	286	34
June	381	265
July	538	374
August	686	818
September	862	1,173
October	1,015	1,544
November	1,172	1,924
December	1,349	2,280
January	1,422	
February	1,790	
March	2,648	
April	3,269	
May	3,269	
June	3,272	

QUALITY

	Quantity	Base Number	Contract	LHB	Wales
% of FP17s for the same patient ID Re-attending within 3 months - Children	64	614	10.4%	8.5%	10.9%
% of FP17s for the same patient ID Re-attending within 3 months - Adults	101	792	12.8%	14.4%	15.6%
% of FP17s for the same patient ID Re-attending between 3 & 9 months - Children	334	614	54.4%	58.3%	59.6%
% of FP17s for the same patient ID Re-attending between 3 & 9 months - Adults	266	792	33.6%	55.4%	55.6%
% of FP17s for Band 1 Urgent Courses	67	1,208	5.5%	8.9%	8.9%
% of FP17s Relating to Free Repair or Replacements	0	1,208	0.0%	0.7%	0.7%
% of FP17s Relating to Continuations	1	1,208	0.1%	0.6%	0.7%
% of Patients satisfied with the dentistry they have received	4	4	N/A	95.4%	93.3%
% of Patients satisfied with the time they had to wait for an appointment	4	4	N/A	90.4%	88.0%

* This is based on patients treated on this contract for their most recent course of treatment. Figures in italics indicate the base number of FP17s or Patient Questionnaire responses are less than 100. N/A is shown where the base number of responses is less than 10 during the period. % is calculated as Quantity/Base number*100

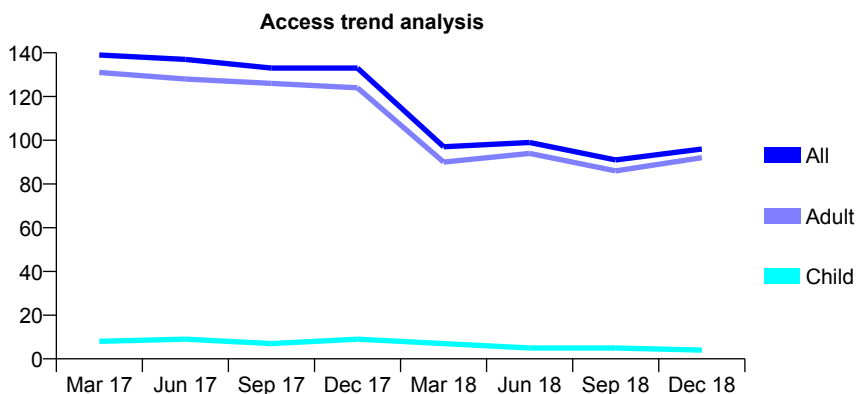
7A6 - Vital Signs At a Glance Contract Report for 146048/0001 - December 2018

Name or company name	Kensington Court Anaesthetic Clinic
Contract type name	PDS Contract
Purpose of contract	General
Contract start date	01/04/2006
Contract end date	31/03/2019

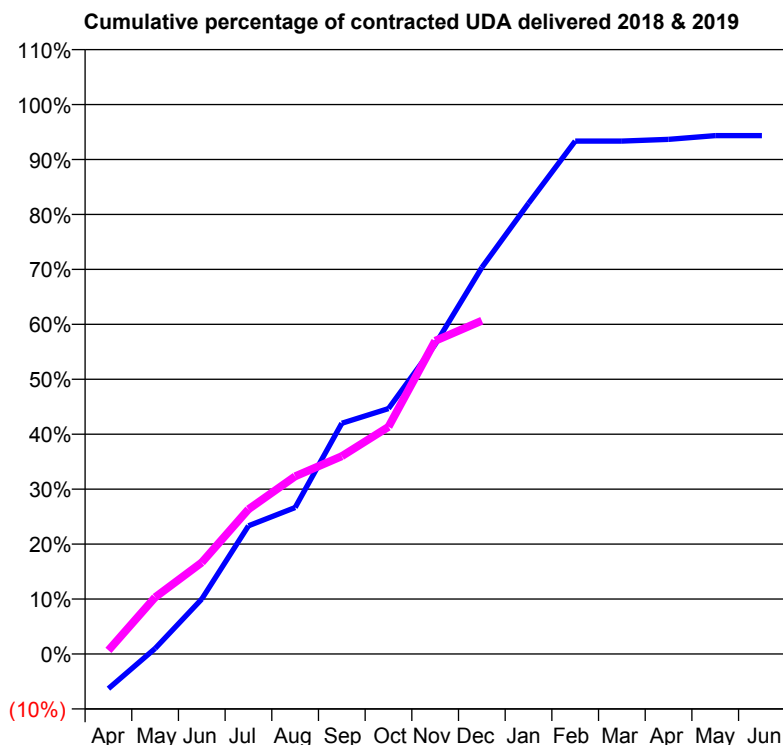
18/19 Contracted general activity (UDA)	300
Carry forward general activity (UDA)	17
18/19 Contracted orthodontic activity (UOA)	0
Carry forward orthodontic activity (UOA)	0
Baseline contract value	£24,030.71

ACCESS*

Patients seen in 24 months	Total	Change since previous quarter
Quarter ending December 2017	133	
Quarter ending March 2018	97	↓
Quarter ending June 2018	99	↑
Quarter ending September 2018	91	↓
Quarter ending December 2018	96	↑
Variance since December 2017	(27.8%)	↓



ACTIVITY



Month	Adjusted Scheduled Activity (UDA)	
	2018	2019
April	-19	2
May	3	31
June	30	50
July	70	79
August	80	97
September	126	108
October	134	124
November	169	171
December	211	182
January	246	
February	280	
March	280	
April	281	
May	283	
June	283	

QUALITY

	Quantity	Base Number	Contract	LHB	Wales
% of FP17s for the same patient ID Re-attending within 3 months - Children	1	3	33.3%	8.5%	10.9%
% of FP17s for the same patient ID Re-attending within 3 months - Adults	10	77	13.0%	14.4%	15.6%
% of FP17s for the same patient ID Re-attending between 3 & 9 months - Children	0	3	0.0%	58.3%	59.6%
% of FP17s for the same patient ID Re-attending between 3 & 9 months - Adults	9	77	11.7%	55.4%	55.6%
% of FP17s for Band 1 Urgent Courses	0	78	0.0%	8.9%	8.9%
% of FP17s Relating to Free Repair or Replacements	0	78	0.0%	0.7%	0.7%
% of FP17s Relating to Continuations	0	78	0.0%	0.6%	0.7%
% of Patients satisfied with the dentistry they have received	0	0	N/A	95.4%	93.3%
% of Patients satisfied with the time they had to wait for an appointment	0	0	N/A	90.4%	88.0%

* This is based on patients treated on this contract for their most recent course of treatment. Figures in italics indicate the base number of FP17s or Patient Questionnaire responses are less than 100. N/A is shown where the base number of responses is less than 10 during the period. % is calculated as Quantity/Base number*100

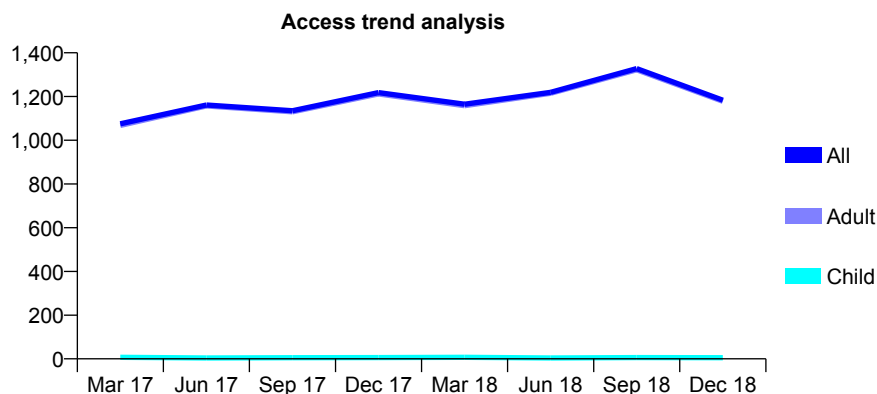
7A6 - Vital Signs At a Glance Contract Report for 146048/0004 - December 2018

Name or company name	Kensington Court Anaesthetic Clinic
Contract type name	PDS Contract
Purpose of contract	General
Contract start date	01/04/2014
Contract end date	31/03/2020

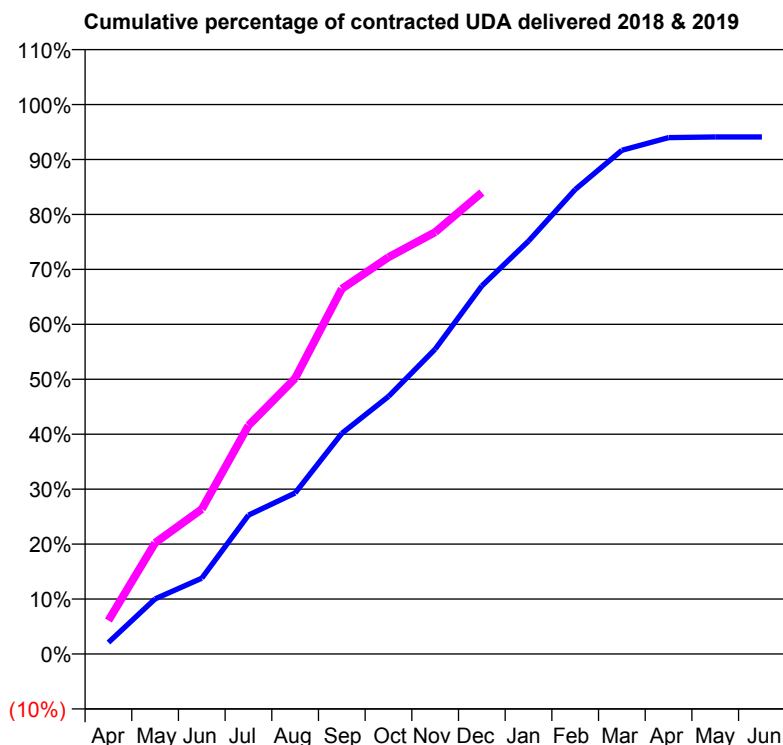
18/19 Contracted general activity (UDA)	3,016
Carry forward general activity (UDA)	-98
18/19 Contracted orthodontic activity (UOA)	0
Carry forward orthodontic activity (UOA)	0
Baseline contract value	£230,886.99

ACCESS*

Patients seen in 24 months	Total	Change since previous quarter
Quarter ending December 2017	1,218	
Quarter ending March 2018	1,165	↓
Quarter ending June 2018	1,219	↑
Quarter ending September 2018	1,328	↑
Quarter ending December 2018	1,183	↓
Variance since December 2017	(2.9%)	↓



ACTIVITY



Month	Adjusted Scheduled Activity (UDA)	
	2018	2019
April	69	184
May	331	610
June	455	795
July	834	1,254
August	967	1,513
September	1,325	2,004
October	1,547	2,178
November	1,831	2,315
December	2,211	2,533
January	2,480	
February	2,790	
March	3,025	
April	3,101	
May	3,105	
June	3,105	

QUALITY

	Quantity	Base Number	Contract	LHB	Wales
% of FP17s for the same patient ID Re-attending within 3 months - Children	0	5	0.0%	8.5%	10.9%
% of FP17s for the same patient ID Re-attending within 3 months - Adults	2	899	0.2%	14.4%	15.6%
% of FP17s for the same patient ID Re-attending between 3 & 9 months - Children	0	5	0.0%	58.3%	59.6%
% of FP17s for the same patient ID Re-attending between 3 & 9 months - Adults	3	899	0.3%	55.4%	55.6%
% of FP17s for Band 1 Urgent Courses	0	875	0.0%	8.9%	8.9%
% of FP17s Relating to Free Repair or Replacements	0	875	0.0%	0.7%	0.7%
% of FP17s Relating to Continuations	0	875	0.0%	0.6%	0.7%
% of Patients satisfied with the dentistry they have received	1	1	N/A	95.4%	93.3%
% of Patients satisfied with the time they had to wait for an appointment	1	1	N/A	90.4%	88.0%

* This is based on patients treated on this contract for their most recent course of treatment. Figures in italics indicate the base number of FP17s or Patient Questionnaire responses are less than 100. N/A is shown where the base number of responses is less than 10 during the period. % is calculated as Quantity/Base number*100

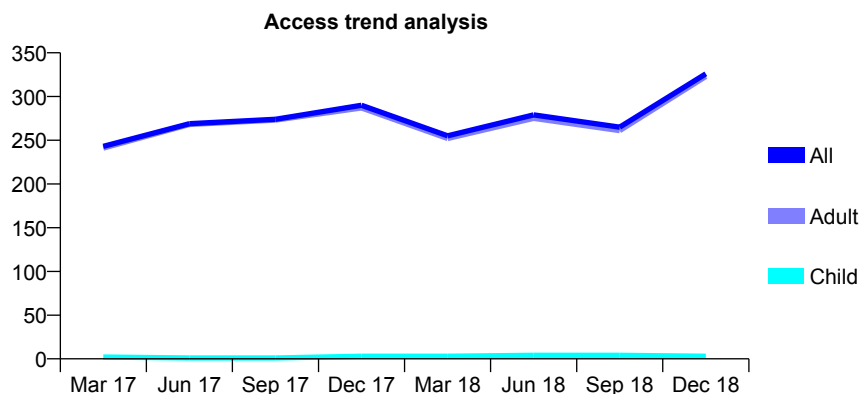
7A6 - Vital Signs At a Glance Contract Report for 146048/0008 - December 2018

Name or company name	Kensington Court Anaesthetic Clinic
Contract type name	PDS Contract
Purpose of contract	General
Contract start date	01/04/2015
Contract end date	31/03/2020

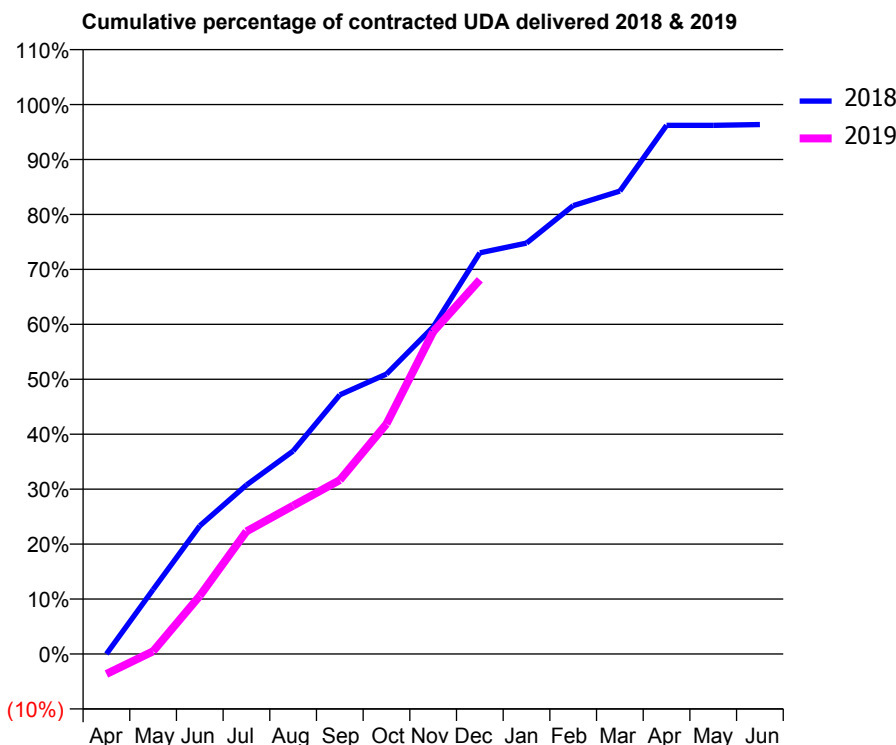
18/19 Contracted general activity (UDA)	793
Carry forward general activity (UDA)	29
18/19 Contracted orthodontic activity (UOA)	0
Carry forward orthodontic activity (UOA)	0
Baseline contract value	£84,643.11

ACCESS*

Patients seen in 24 months	Total	Change since previous quarter
Quarter ending December 2017	290	
Quarter ending March 2018	255	↓
Quarter ending June 2018	279	↑
Quarter ending September 2018	265	↓
Quarter ending December 2018	326	↑
Variance since December 2017	12.4%	↑



ACTIVITY



Month	Adjusted Scheduled Activity (UDA)	
	2018	2019
April	0	-29
May	93	4
June	185	84
July	244	177
August	293	214
September	374	251
October	404	332
November	472	465
December	579	540
January	593	
February	647	
March	668	
April	763	
May	763	
June	764	

QUALITY

	Quantity	Base Number	Contract	LHB	Wales
% of FP17s for the same patient ID Re-attending within 3 months - Children	0	7	0.0%	8.5%	10.9%
% of FP17s for the same patient ID Re-attending within 3 months - Adults	10	272	3.7%	14.4%	15.6%
% of FP17s for the same patient ID Re-attending between 3 & 9 months - Children	0	7	0.0%	58.3%	59.6%
% of FP17s for the same patient ID Re-attending between 3 & 9 months - Adults	9	272	3.3%	55.4%	55.6%
% of FP17s for Band 1 Urgent Courses	0	243	0.0%	8.9%	8.9%
% of FP17s Relating to Free Repair or Replacements	0	243	0.0%	0.7%	0.7%
% of FP17s Relating to Continuations	0	243	0.0%	0.6%	0.7%
% of Patients satisfied with the dentistry they have received	1	1	N/A	95.4%	93.3%
% of Patients satisfied with the time they had to wait for an appointment	0	1	N/A	90.4%	88.0%

* This is based on patients treated on this contract for their most recent course of treatment. Figures in italics indicate the base number of FP17s or Patient Questionnaire responses are less than 100. N/A is shown where the base number of responses is less than 10 during the period. % is calculated as Quantity/Base number*100

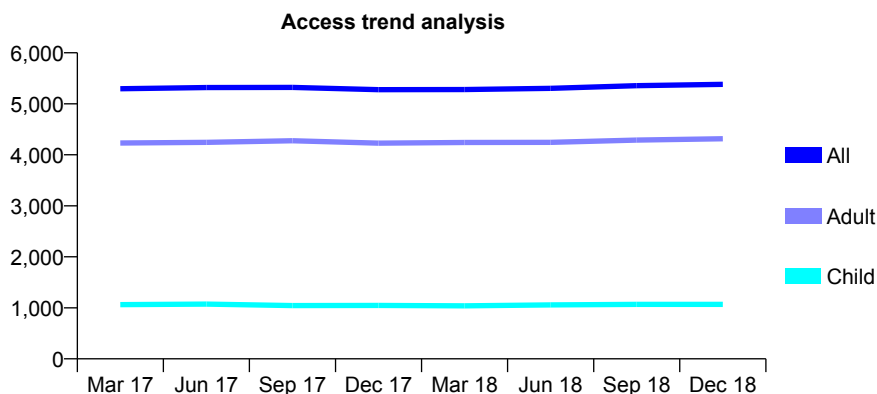
7A6 - Vital Signs At a Glance Contract Report for 148881/0001 - December 2018

Name or company name	N Malik & K Partridge
Contract type name	GDS Contract
Purpose of contract	General
Contract start date	01/11/2011
Contract end date	

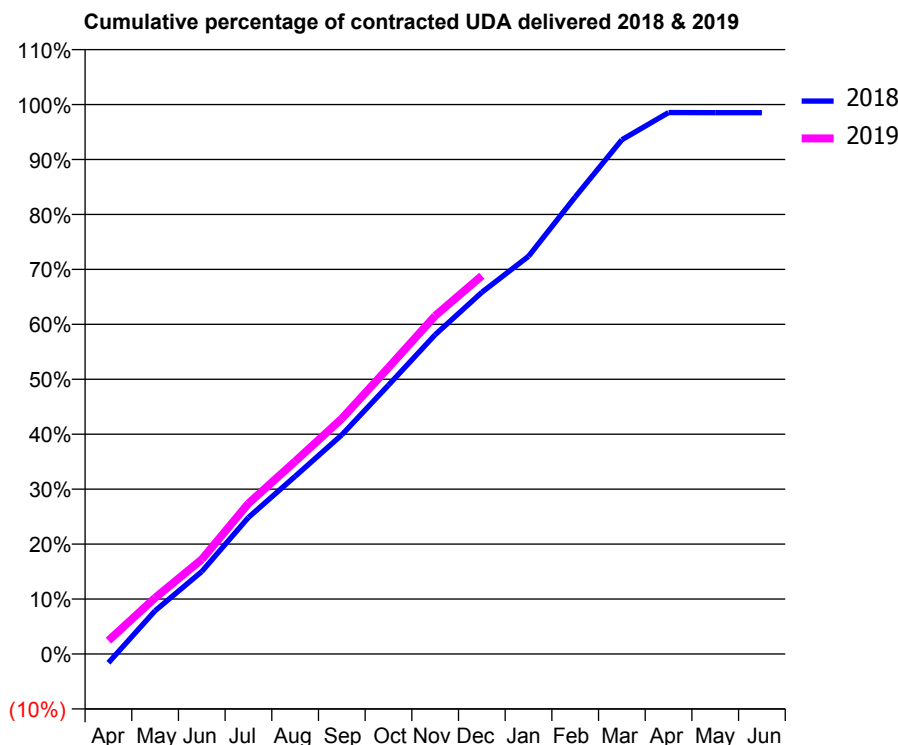
18/19 Contracted general activity (UDA)	18,124
Carry forward general activity (UDA)	271
18/19 Contracted orthodontic activity (UOA)	0
Carry forward orthodontic activity (UOA)	0
Baseline contract value	£458,807.31

ACCESS*

Patients seen in 24 months	Total	Change since previous quarter
Quarter ending December 2017	5,277	
Quarter ending March 2018	5,280	→
Quarter ending June 2018	5,302	→
Quarter ending September 2018	5,356	→
Quarter ending December 2018	5,382	→
Variance since December 2017	2.0%	→



ACTIVITY



Month	Adjusted Scheduled Activity (UDA)	
	2018	2019
April	-294	444
May	1,429	1,856
June	2,718	3,121
July	4,505	4,967
August	5,859	6,354
September	7,230	7,764
October	8,869	9,448
November	10,532	11,156
December	11,930	12,477
January	13,116	
February	15,074	
March	16,961	
April	17,857	
May	17,852	
June	17,852	

QUALITY

	Quantity	Base Number	Contract	LHB	Wales
% of FP17s for the same patient ID Re-attending within 3 months - Children	109	1,205	9.0%	8.5%	10.9%
% of FP17s for the same patient ID Re-attending within 3 months - Adults	743	5,016	14.8%	14.4%	15.6%
% of FP17s for the same patient ID Re-attending between 3 & 9 months - Children	714	1,205	59.3%	58.3%	59.6%
% of FP17s for the same patient ID Re-attending between 3 & 9 months - Adults	2,913	5,016	58.1%	55.4%	55.6%
% of FP17s for Band 1 Urgent Courses	508	5,899	8.6%	8.9%	8.9%
% of FP17s Relating to Free Repair or Replacements	123	5,899	2.1%	0.7%	0.7%
% of FP17s Relating to Continuations	28	5,899	0.5%	0.6%	0.7%
% of Patients satisfied with the dentistry they have received	9	10	90.0%	95.4%	93.3%
% of Patients satisfied with the time they had to wait for an appointment	8	10	80.0%	90.4%	88.0%

* This is based on patients treated on this contract for their most recent course of treatment. Figures in italics indicate the base number of FP17s or Patient Questionnaire responses are less than 100. N/A is shown where the base number of responses is less than 10 during the period. % is calculated as Quantity/Base number*100

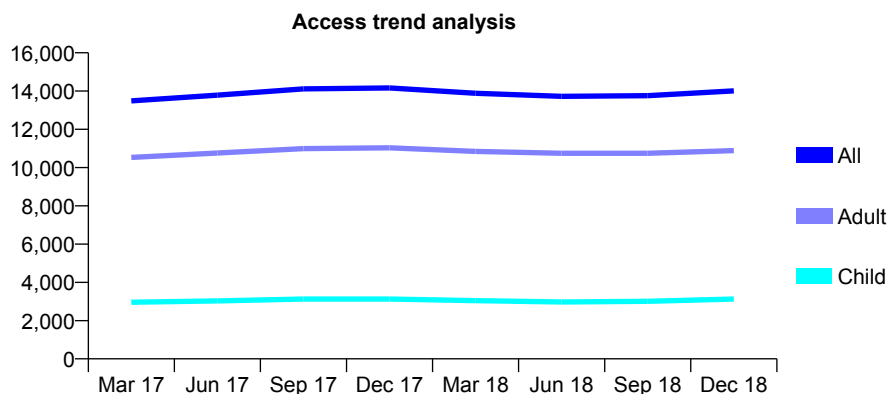
7A6 - Vital Signs At a Glance Contract Report for 154245/0003 - December 2018

Name or company name	Restore Dental Group
Contract type name	GDS Contract
Purpose of contract	General
Contract start date	01/04/2013
Contract end date	

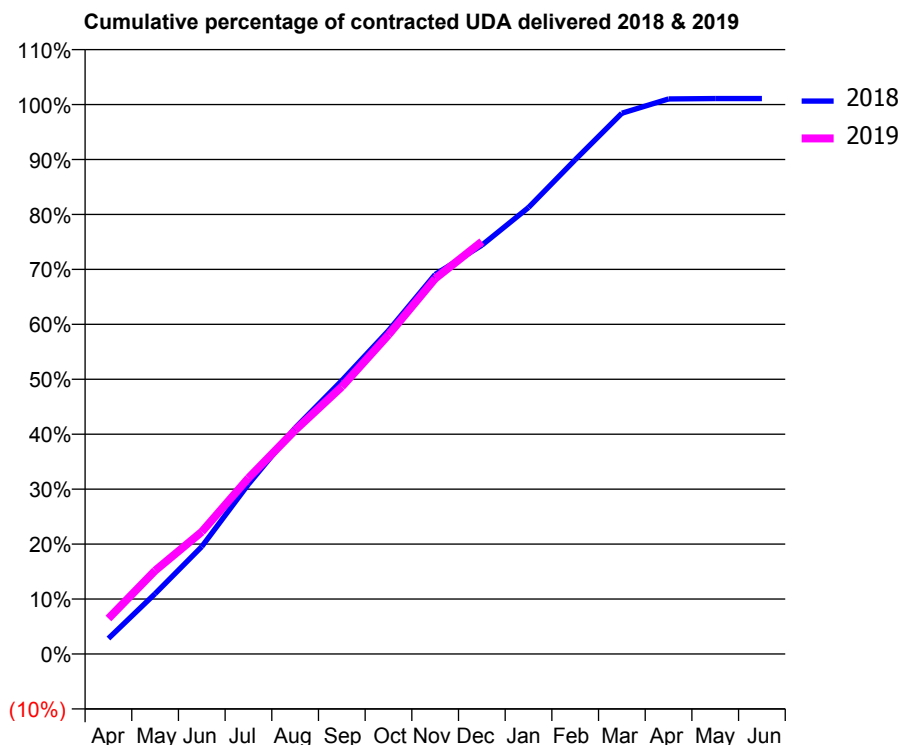
18/19 Contracted general activity (UDA)	39,368
Carry forward general activity (UDA)	-665
18/19 Contracted orthodontic activity (UOA)	0
Carry forward orthodontic activity (UOA)	0
Baseline contract value	£1,066,653.82

ACCESS*

Patients seen in 24 months	Total	Change since previous quarter
Quarter ending December 2017	14,164	
Quarter ending March 2018	13,887	↓
Quarter ending June 2018	13,724	↓
Quarter ending September 2018	13,757	→
Quarter ending December 2018	14,013	→
Variance since December 2017	(1.1%)	↓



ACTIVITY



Month	Adjusted Scheduled Activity (UDA)	
	2018	2019
April	1,144	2,546
May	4,445	5,979
June	7,907	8,760
July	12,500	12,603
August	16,648	16,033
September	20,131	19,150
October	23,819	22,869
November	27,945	26,901
December	30,103	29,545
January	32,873	
February	36,392	
March	39,817	
April	40,867	
May	40,898	
June	40,898	

QUALITY

	Quantity	Base Number	Contract	LHB	Wales
% of FP17s for the same patient ID Re-attending within 3 months - Children	186	3,334	5.6%	8.5%	10.9%
% of FP17s for the same patient ID Re-attending within 3 months - Adults	1,387	12,305	11.3%	14.4%	15.6%
% of FP17s for the same patient ID Re-attending between 3 & 9 months - Children	1,938	3,334	58.1%	58.3%	59.6%
% of FP17s for the same patient ID Re-attending between 3 & 9 months - Adults	7,675	12,305	62.4%	55.4%	55.6%
% of FP17s for Band 1 Urgent Courses	1,043	15,037	6.9%	8.9%	8.9%
% of FP17s Relating to Free Repair or Replacements	178	15,037	1.2%	0.7%	0.7%
% of FP17s Relating to Continuations	142	15,037	0.9%	0.6%	0.7%
% of Patients satisfied with the dentistry they have received	20	22	90.9%	95.4%	93.3%
% of Patients satisfied with the time they had to wait for an appointment	19	22	86.4%	90.4%	88.0%

* This is based on patients treated on this contract for their most recent course of treatment. Figures in italics indicate the base number of FP17s or Patient Questionnaire responses are less than 100. N/A is shown where the base number of responses is less than 10 during the period. % is calculated as Quantity/Base number*100

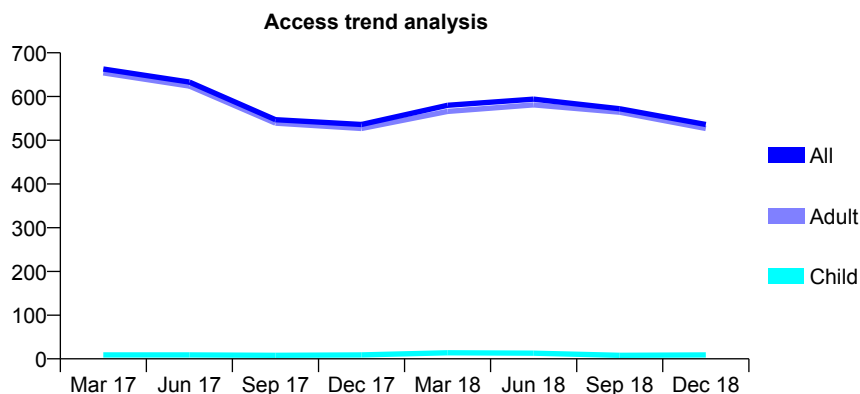
7A6 - Vital Signs At a Glance Contract Report for 154245/0004 - December 2018

Name or company name	Restore Dental Group
Contract type name	GDS Contract
Purpose of contract	General
Contract start date	01/04/2013
Contract end date	

18/19 Contracted general activity (UDA)	1,117
Carry forward general activity (UDA)	0
18/19 Contracted orthodontic activity (UOA)	0
Carry forward orthodontic activity (UOA)	0
Baseline contract value	£66,593.04

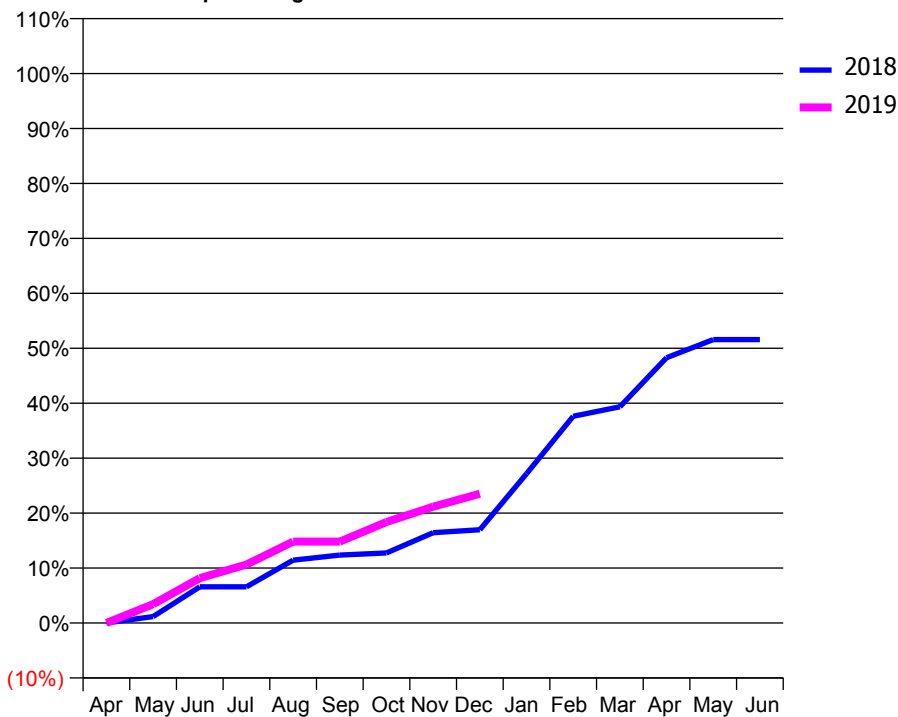
ACCESS*

Patients seen in 24 months	Total	Change since previous quarter
Quarter ending December 2017	536	
Quarter ending March 2018	580	↑
Quarter ending June 2018	594	↑
Quarter ending September 2018	572	↓
Quarter ending December 2018	536	↓
Variance since December 2017	0.0%	→



ACTIVITY

Cumulative percentage of contracted UDA delivered 2018 & 2019



Month	Adjusted Scheduled Activity (UDA)	
	2018	2019
April	0	0
May	11	38
June	60	91
July	60	119
August	104	166
September	113	166
October	116	205
November	150	236
December	155	263
January	248	
February	343	
March	359	
April	440	
May	470	
June	470	

QUALITY

	Quantity	Base Number	Contract	LHB	Wales
% of FP17s for the same patient ID Re-attending within 3 months - Children	0	6	0.0%	8.5%	10.9%
% of FP17s for the same patient ID Re-attending within 3 months - Adults	13	329	4.0%	14.4%	15.6%
% of FP17s for the same patient ID Re-attending between 3 & 9 months - Children	0	6	0.0%	58.3%	59.6%
% of FP17s for the same patient ID Re-attending between 3 & 9 months - Adults	5	329	1.5%	55.4%	55.6%
% of FP17s for Band 1 Urgent Courses	232	233	99.6%	8.9%	8.9%
% of FP17s Relating to Free Repair or Replacements	0	233	0.0%	0.7%	0.7%
% of FP17s Relating to Continuations	0	233	0.0%	0.6%	0.7%
% of Patients satisfied with the dentistry they have received	0	0	N/A	95.4%	93.3%
% of Patients satisfied with the time they had to wait for an appointment	0	0	N/A	90.4%	88.0%

* This is based on patients treated on this contract for their most recent course of treatment. Figures in italics indicate the base number of FP17s or Patient Questionnaire responses are less than 100. N/A is shown where the base number of responses is less than 10 during the period. % is calculated as Quantity/Base number*100

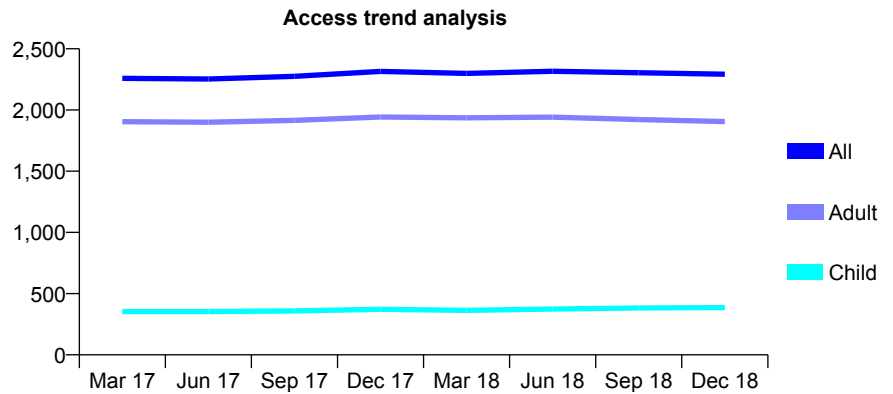
7A6 - Vital Signs At a Glance Contract Report for 156566/0001 - December 2018

Name or company name	Blackwood Dental Centre.
Contract type name	GDS Contract
Purpose of contract	General
Contract start date	04/09/2014
Contract end date	

18/19 Contracted general activity (UDA)	7,346
Carry forward general activity (UDA)	173
18/19 Contracted orthodontic activity (UOA)	0
Carry forward orthodontic activity (UOA)	0
Baseline contract value	£179,154.44

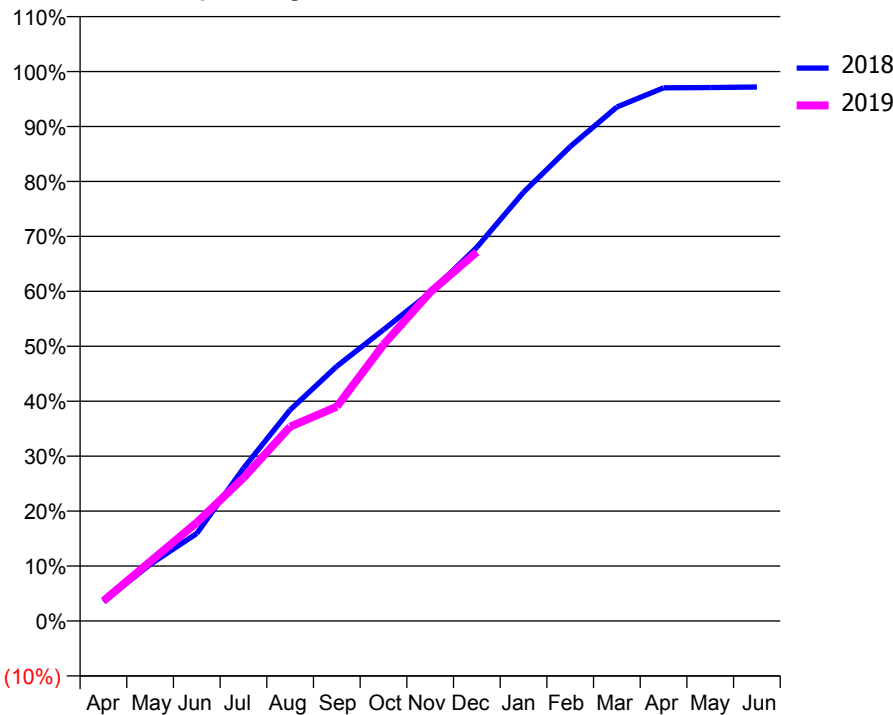
ACCESS*

Patients seen in 24 months	Total	Change since previous quarter
Quarter ending December 2017	2,315	
Quarter ending March 2018	2,299	→
Quarter ending June 2018	2,316	→
Quarter ending September 2018	2,305	→
Quarter ending December 2018	2,292	→
Variance since December 2017	(1.0%)	→



ACTIVITY

Cumulative percentage of contracted UDA delivered 2018 & 2019



Month	Adjusted Scheduled Activity (UDA)	
	2018	2019
April	259	269
May	757	795
June	1,170	1,316
July	2,042	1,914
August	2,823	2,598
September	3,405	2,866
October	3,894	3,695
November	4,391	4,394
December	4,995	4,933
January	5,732	
February	6,341	
March	6,872	
April	7,129	
May	7,132	
June	7,139	

QUALITY

	Quantity	Base Number	Contract	LHB	Wales
% of FP17s for the same patient ID Re-attending within 3 months - Children	25	405	6.2%	8.5%	10.9%
% of FP17s for the same patient ID Re-attending within 3 months - Adults	253	2,101	12.0%	14.4%	15.6%
% of FP17s for the same patient ID Re-attending between 3 & 9 months - Children	210	405	51.9%	58.3%	59.6%
% of FP17s for the same patient ID Re-attending between 3 & 9 months - Adults	1,170	2,101	55.7%	55.4%	55.6%
% of FP17s for Band 1 Urgent Courses	164	2,393	6.9%	8.9%	8.9%
% of FP17s Relating to Free Repair or Replacements	9	2,393	0.4%	0.7%	0.7%
% of FP17s Relating to Continuations	23	2,393	1.0%	0.6%	0.7%
% of Patients satisfied with the dentistry they have received	17	17	100.0%	95.4%	93.3%
% of Patients satisfied with the time they had to wait for an appointment	16	17	94.1%	90.4%	88.0%

* This is based on patients treated on this contract for their most recent course of treatment. Figures in italics indicate the base number of FP17s or Patient Questionnaire responses are less than 100. N/A is shown where the base number of responses is less than 10 during the period. % is calculated as Quantity/Base number*100

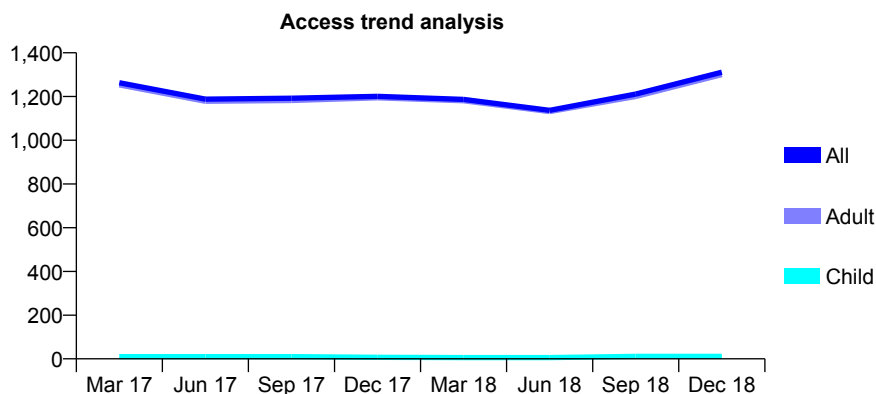
7A6 - Vital Signs At a Glance Contract Report for 156566/0002 - December 2018

Name or company name	Blackwood Dental Centre.
Contract type name	PDS Contract
Purpose of contract	General
Contract start date	04/09/2014
Contract end date	31/03/2020

18/19 Contracted general activity (UDA)	3,016
Carry forward general activity (UDA)	-2
18/19 Contracted orthodontic activity (UOA)	0
Carry forward orthodontic activity (UOA)	0
Baseline contract value	£230,886.99

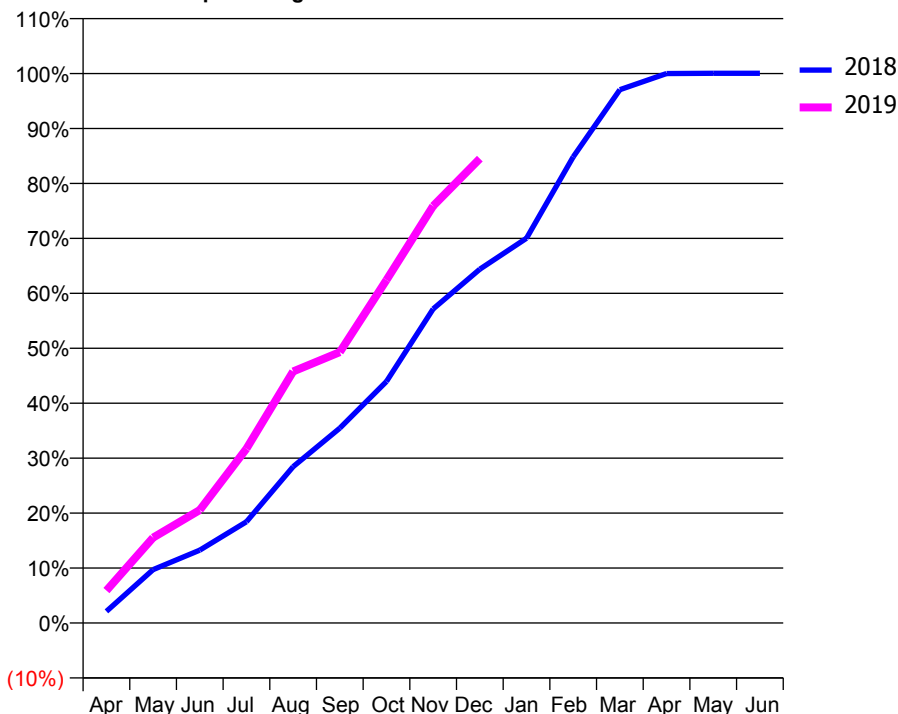
ACCESS*

Patients seen in 24 months	Total	Change since previous quarter
Quarter ending December 2017	1,201	
Quarter ending March 2018	1,187	↓
Quarter ending June 2018	1,137	↓
Quarter ending September 2018	1,211	↑
Quarter ending December 2018	1,311	↑
Variance since December 2017	9.2%	↑



ACTIVITY

Cumulative percentage of contracted UDA delivered 2018 & 2019



QUALITY

	Quantity	Base Number	Contract	LHB	Wales
% of FP17s for the same patient ID Re-attending within 3 months - Children	0	14	0.0%	8.5%	10.9%
% of FP17s for the same patient ID Re-attending within 3 months - Adults	19	1,037	1.8%	14.4%	15.6%
% of FP17s for the same patient ID Re-attending between 3 & 9 months - Children	0	14	0.0%	58.3%	59.6%
% of FP17s for the same patient ID Re-attending between 3 & 9 months - Adults	11	1,037	1.1%	55.4%	55.6%
% of FP17s for Band 1 Urgent Courses	0	1,017	0.0%	8.9%	8.9%
% of FP17s Relating to Free Repair or Replacements	0	1,017	0.0%	0.7%	0.7%
% of FP17s Relating to Continuations	1	1,017	0.1%	0.6%	0.7%
% of Patients satisfied with the dentistry they have received	13	13	100.0%	95.4%	93.3%
% of Patients satisfied with the time they had to wait for an appointment	8	13	61.5%	90.4%	88.0%

* This is based on patients treated on this contract for their most recent course of treatment. Figures in italics indicate the base number of FP17s or Patient Questionnaire responses are less than 100. N/A is shown where the base number of responses is less than 10 during the period. % is calculated as Quantity/Base number*100

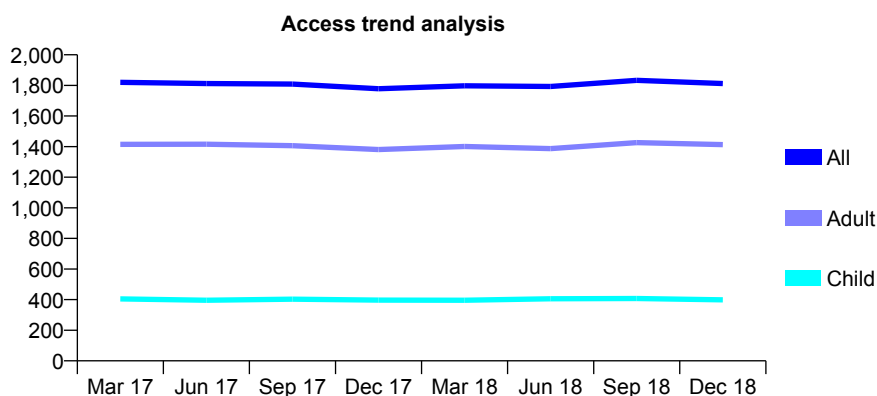
7A6 - Vital Signs At a Glance Contract Report for 157392/0002 - December 2018

Name or company name	Mrs L Plant
Contract type name	GDS Contract
Purpose of contract	General
Contract start date	01/05/2010
Contract end date	

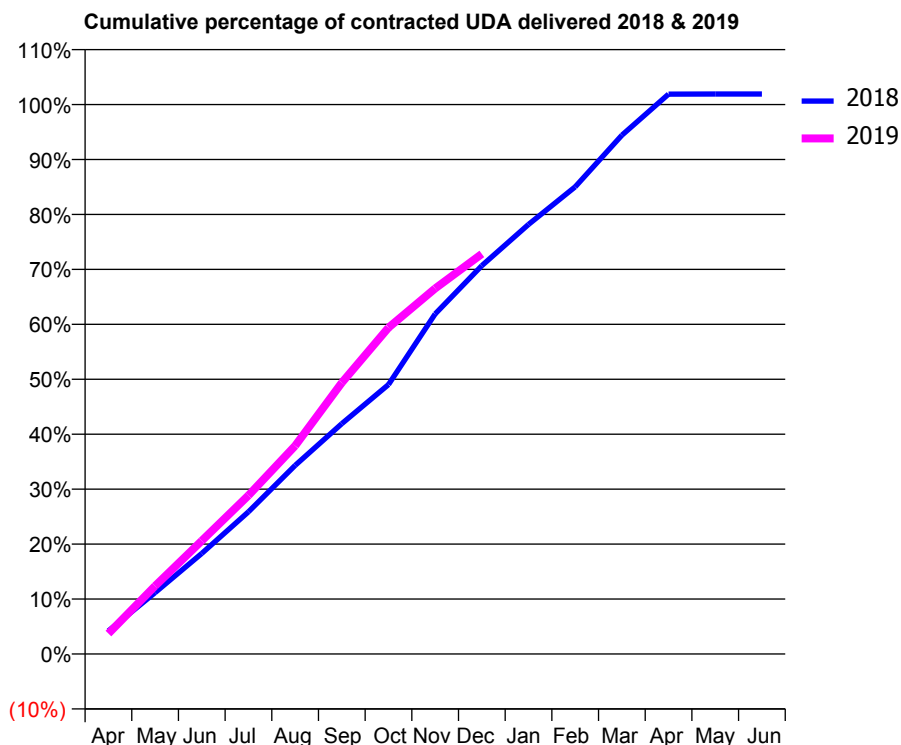
18/19 Contracted general activity (UDA)	5,111
Carry forward general activity (UDA)	-190
18/19 Contracted orthodontic activity (UOA)	0
Carry forward orthodontic activity (UOA)	0
Baseline contract value	£140,630.24

ACCESS*

Patients seen in 24 months	Total	Change since previous quarter
Quarter ending December 2017	1,778	
Quarter ending March 2018	1,797	→
Quarter ending June 2018	1,793	→
Quarter ending September 2018	1,833	↑
Quarter ending December 2018	1,812	↓
Variance since December 2017	1.9%	→



ACTIVITY



Month	Adjusted Scheduled Activity (UDA)	
	2018	2019
April	215	190
May	572	633
June	936	1,053
July	1,322	1,475
August	1,754	1,936
September	2,143	2,523
October	2,506	3,035
November	3,164	3,401
December	3,612	3,722
January	3,996	
February	4,346	
March	4,825	
April	5,207	
May	5,208	
June	5,209	

QUALITY

	Quantity	Base Number	Contract	LHB	Wales
% of FP17s for the same patient ID Re-attending within 3 months - Children	20	495	4.0%	8.5%	10.9%
% of FP17s for the same patient ID Re-attending within 3 months - Adults	245	1,937	12.6%	14.4%	15.6%
% of FP17s for the same patient ID Re-attending between 3 & 9 months - Children	328	495	66.3%	58.3%	59.6%
% of FP17s for the same patient ID Re-attending between 3 & 9 months - Adults	1,231	1,937	63.6%	55.4%	55.6%
% of FP17s for Band 1 Urgent Courses	215	2,189	9.8%	8.9%	8.9%
% of FP17s Relating to Free Repair or Replacements	10	2,189	0.5%	0.7%	0.7%
% of FP17s Relating to Continuations	7	2,189	0.3%	0.6%	0.7%
% of Patients satisfied with the dentistry they have received	9	9	N/A	95.4%	93.3%
% of Patients satisfied with the time they had to wait for an appointment	9	9	N/A	90.4%	88.0%

* This is based on patients treated on this contract for their most recent course of treatment. Figures in italics indicate the base number of FP17s or Patient Questionnaire responses are less than 100. N/A is shown where the base number of responses is less than 10 during the period. % is calculated as Quantity/Base number*100

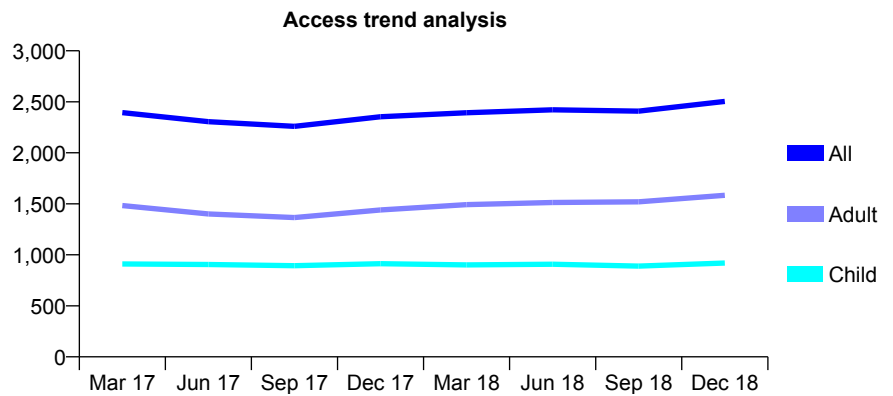
7A6 - Vital Signs At a Glance Contract Report for 157406/0001 - December 2018

Name or company name	TFL Care Limited
Contract type name	GDS Contract
Purpose of contract	General
Contract start date	01/06/2013
Contract end date	

18/19 Contracted general activity (UDA)	7,727
Carry forward general activity (UDA)	240
18/19 Contracted orthodontic activity (UOA)	0
Carry forward orthodontic activity (UOA)	0
Baseline contract value	£170,142.83

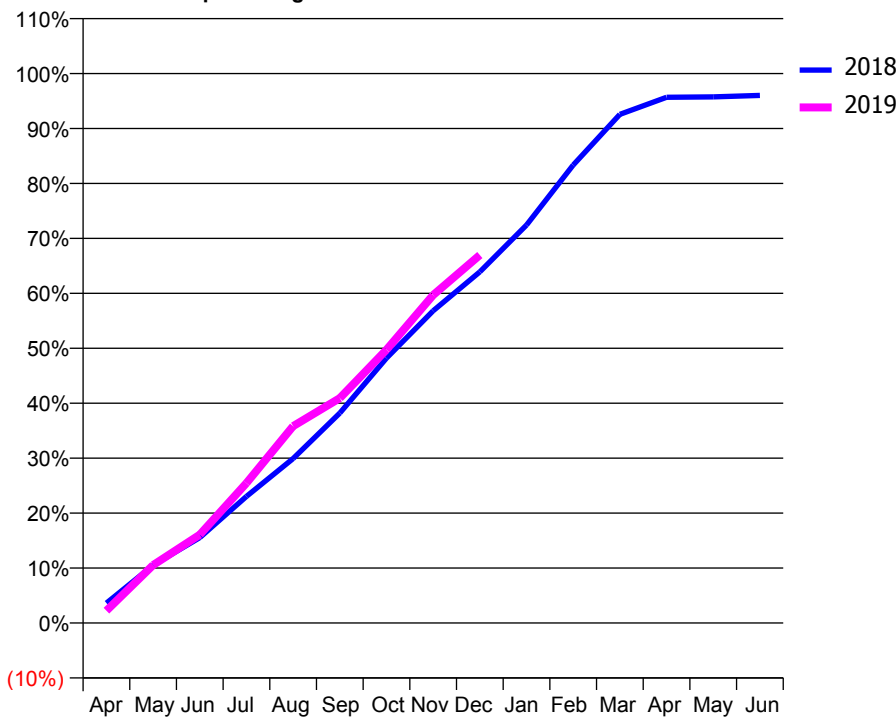
ACCESS*

Patients seen in 24 months	Total	Change since previous quarter
Quarter ending December 2017	2,353	
Quarter ending March 2018	2,393	→
Quarter ending June 2018	2,421	→
Quarter ending September 2018	2,409	→
Quarter ending December 2018	2,504	↑
Variance since December 2017	6.4%	↑



ACTIVITY

Cumulative percentage of contracted UDA delivered 2018 & 2019



Month	Adjusted Scheduled Activity (UDA)	
	2018	2019
April	240	174
May	698	815
June	1,032	1,242
July	1,529	1,968
August	1,985	2,769
September	2,535	3,163
October	3,199	3,844
November	3,770	4,612
December	4,241	5,174
January	4,805	
February	5,529	
March	6,141	
April	6,347	
May	6,353	
June	6,371	

QUALITY

	Quantity	Base Number	Contract	LHB	Wales
% of FP17s for the same patient ID Re-attending within 3 months - Children	96	1,228	7.8%	8.5%	10.9%
% of FP17s for the same patient ID Re-attending within 3 months - Adults	329	1,919	17.1%	14.4%	15.6%
% of FP17s for the same patient ID Re-attending between 3 & 9 months - Children	865	1,228	70.4%	58.3%	59.6%
% of FP17s for the same patient ID Re-attending between 3 & 9 months - Adults	1,045	1,919	54.5%	55.4%	55.6%
% of FP17s for Band 1 Urgent Courses	306	3,018	10.1%	8.9%	8.9%
% of FP17s Relating to Free Repair or Replacements	12	3,018	0.4%	0.7%	0.7%
% of FP17s Relating to Continuations	10	3,018	0.3%	0.6%	0.7%
% of Patients satisfied with the dentistry they have received	4	4	N/A	95.4%	93.3%
% of Patients satisfied with the time they had to wait for an appointment	3	4	N/A	90.4%	88.0%

* This is based on patients treated on this contract for their most recent course of treatment. Figures in italics indicate the base number of FP17s or Patient Questionnaire responses are less than 100. N/A is shown where the base number of responses is less than 10 during the period. % is calculated as Quantity/Base number*100

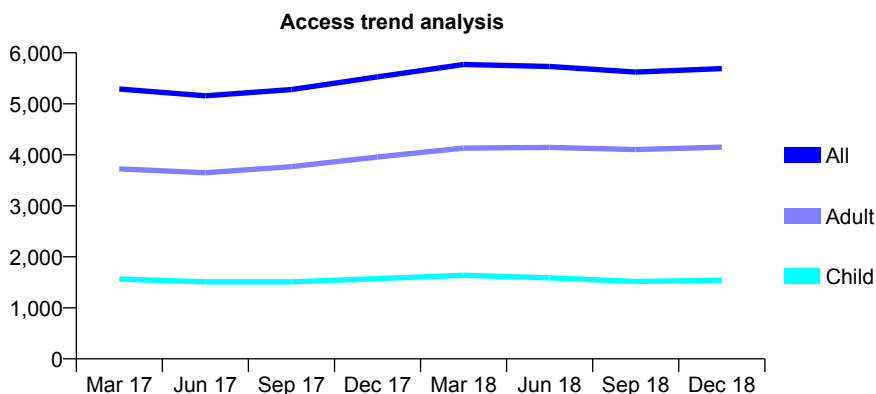
7A6 - Vital Signs At a Glance Contract Report for 159905/0001 - December 2018

Name or company name	Grove Surgery Ltd
Contract type name	GDS Contract
Purpose of contract	General
Contract start date	01/04/2015
Contract end date	

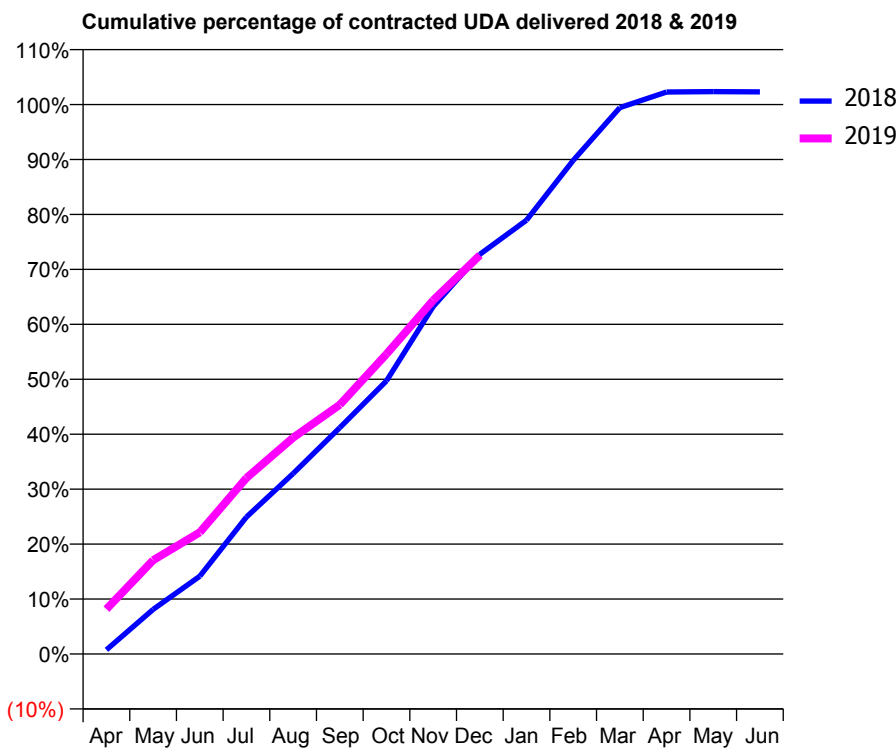
18/19 Contracted general activity (UDA)	15,226
Carry forward general activity (UDA)	-372
18/19 Contracted orthodontic activity (UOA)	0
Carry forward orthodontic activity (UOA)	0
Baseline contract value	£400,557.18

ACCESS*

Patients seen in 24 months	Total	Change since previous quarter
Quarter ending December 2017	5,529	
Quarter ending March 2018	5,771	↑
Quarter ending June 2018	5,732	→
Quarter ending September 2018	5,621	↓
Quarter ending December 2018	5,691	→
Variance since December 2017	2.9%	↑



ACTIVITY



Month	Adjusted Scheduled Activity (UDA)	
	2018	2019
April	115	1,243
May	1,236	2,598
June	2,156	3,371
July	3,797	4,879
August	5,001	5,994
September	6,271	6,906
October	7,570	8,311
November	9,627	9,801
December	11,075	11,050
January	12,020	
February	13,677	
March	15,139	
April	15,572	
May	15,582	
June	15,578	

QUALITY

	Quantity	Base Number	Contract	LHB	Wales
% of FP17s for the same patient ID Re-attending within 3 months - Children	69	1,496	4.6%	8.5%	10.9%
% of FP17s for the same patient ID Re-attending within 3 months - Adults	344	4,121	8.3%	14.4%	15.6%
% of FP17s for the same patient ID Re-attending between 3 & 9 months - Children	881	1,496	58.9%	58.3%	59.6%
% of FP17s for the same patient ID Re-attending between 3 & 9 months - Adults	2,543	4,121	61.7%	55.4%	55.6%
% of FP17s for Band 1 Urgent Courses	364	5,386	6.8%	8.9%	8.9%
% of FP17s Relating to Free Repair or Replacements	33	5,386	0.6%	0.7%	0.7%
% of FP17s Relating to Continuations	26	5,386	0.5%	0.6%	0.7%
% of Patients satisfied with the dentistry they have received	8	8	N/A	95.4%	93.3%
% of Patients satisfied with the time they had to wait for an appointment	7	8	N/A	90.4%	88.0%

* This is based on patients treated on this contract for their most recent course of treatment. Figures in italics indicate the base number of FP17s or Patient Questionnaire responses are less than 100. N/A is shown where the base number of responses is less than 10 during the period. % is calculated as Quantity/Base number*100

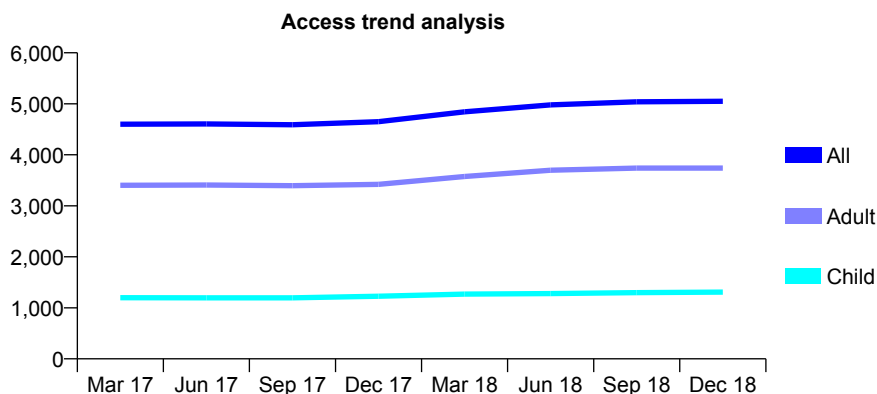
7A6 - Vital Signs At a Glance Contract Report for 159905/0002 - December 2018

Name or company name	Grove Surgery Ltd
Contract type name	GDS Contract
Purpose of contract	General
Contract start date	01/04/2015
Contract end date	

18/19 Contracted general activity (UDA)	14,764
Carry forward general activity (UDA)	604
18/19 Contracted orthodontic activity (UOA)	0
Carry forward orthodontic activity (UOA)	0
Baseline contract value	£414,151.39

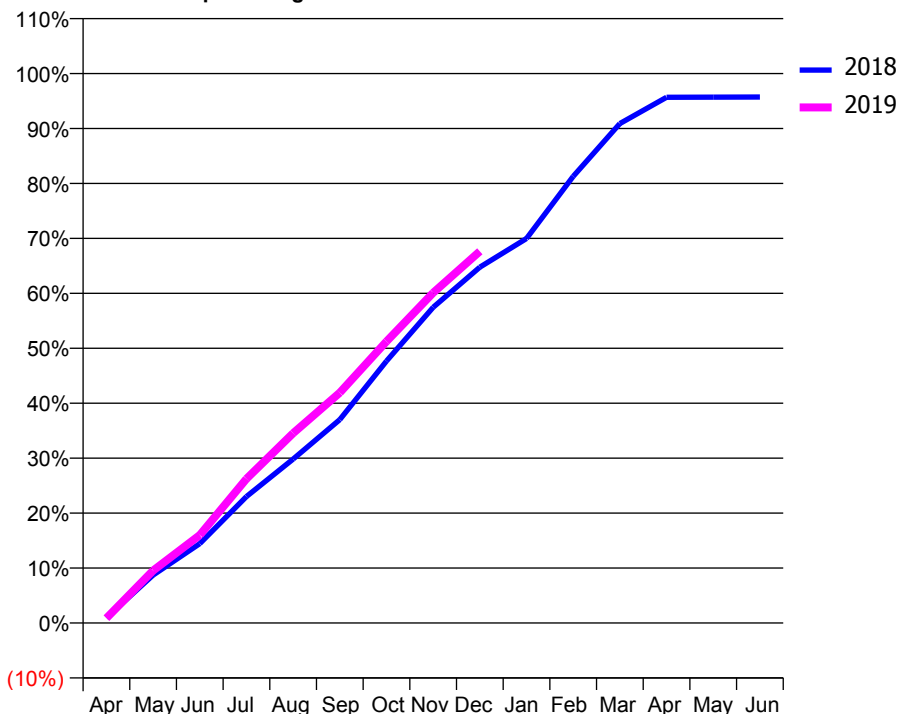
ACCESS*

Patients seen in 24 months	Total	Change since previous quarter
Quarter ending December 2017	4,650	
Quarter ending March 2018	4,843	↑
Quarter ending June 2018	4,980	↑
Quarter ending September 2018	5,039	→
Quarter ending December 2018	5,049	→
Variance since December 2017	8.6%	↑



ACTIVITY

Cumulative percentage of contracted UDA delivered 2018 & 2019



Month	Adjusted Scheduled Activity (UDA)	
	2018	2019
April	142	132
May	1,287	1,410
June	2,135	2,364
July	3,397	3,876
August	4,406	5,101
September	5,466	6,188
October	7,037	7,565
November	8,482	8,871
December	9,561	9,986
January	10,332	
February	12,000	
March	13,418	
April	14,124	
May	14,128	
June	14,133	

QUALITY

	Quantity	Base Number	Contract	LHB	Wales
% of FP17s for the same patient ID Re-attending within 3 months - Children	71	1,310	5.4%	8.5%	10.9%
% of FP17s for the same patient ID Re-attending within 3 months - Adults	417	3,996	10.4%	14.4%	15.6%
% of FP17s for the same patient ID Re-attending between 3 & 9 months - Children	730	1,310	55.7%	58.3%	59.6%
% of FP17s for the same patient ID Re-attending between 3 & 9 months - Adults	2,227	3,996	55.7%	55.4%	55.6%
% of FP17s for Band 1 Urgent Courses	317	4,996	6.3%	8.9%	8.9%
% of FP17s Relating to Free Repair or Replacements	31	4,996	0.6%	0.7%	0.7%
% of FP17s Relating to Continuations	26	4,996	0.5%	0.6%	0.7%
% of Patients satisfied with the dentistry they have received	6	6	N/A	95.4%	93.3%
% of Patients satisfied with the time they had to wait for an appointment	6	6	N/A	90.4%	88.0%

* This is based on patients treated on this contract for their most recent course of treatment. Figures in italics indicate the base number of FP17s or Patient Questionnaire responses are less than 100. N/A is shown where the base number of responses is less than 10 during the period. % is calculated as Quantity/Base number*100

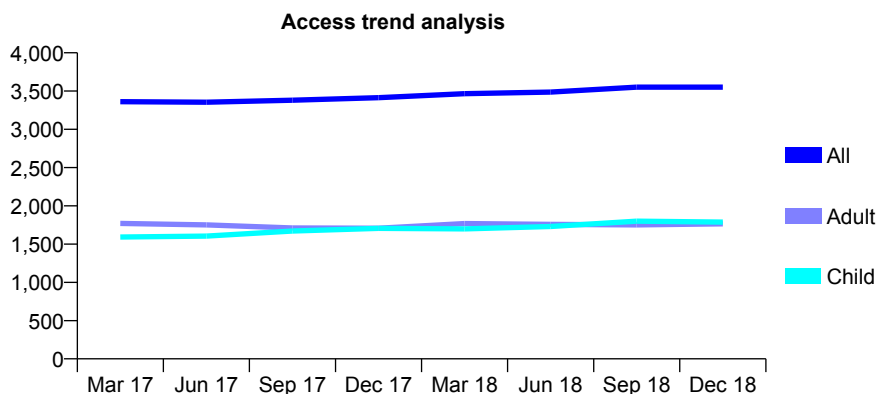
7A6 - Vital Signs At a Glance Contract Report for 160563/0001 - December 2018

Name or company name	L Smart
Contract type name	GDS Contract
Purpose of contract	General
Contract start date	01/01/2011
Contract end date	

18/19 Contracted general activity (UDA)	15,205
Carry forward general activity (UDA)	349
18/19 Contracted orthodontic activity (UOA)	0
Carry forward orthodontic activity (UOA)	0
Baseline contract value	£314,777.87

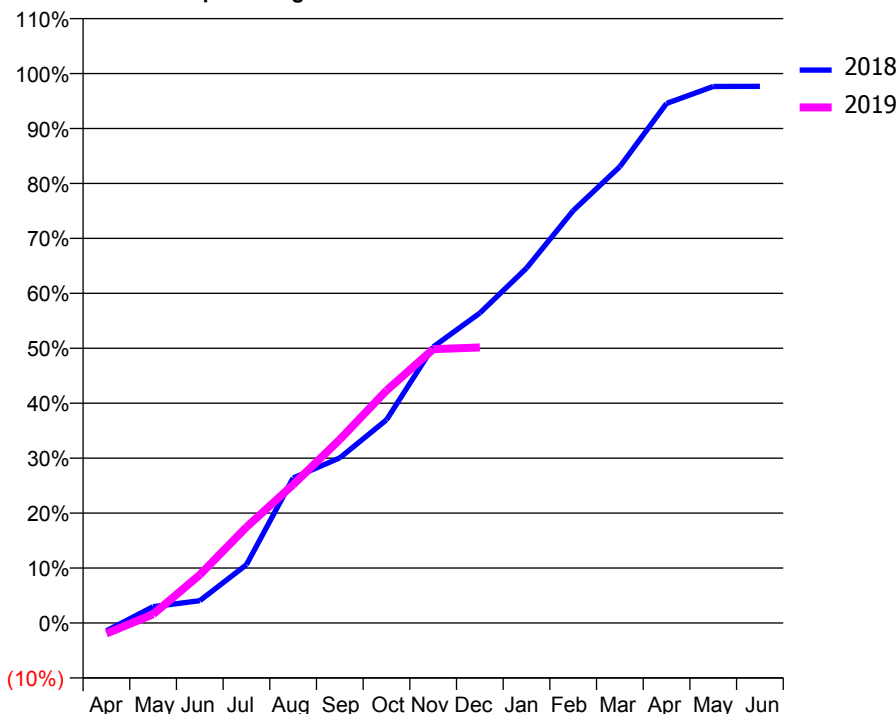
ACCESS*

Patients seen in 24 months	Total	Change since previous quarter
Quarter ending December 2017	3,413	
Quarter ending March 2018	3,466	→
Quarter ending June 2018	3,487	→
Quarter ending September 2018	3,551	→
Quarter ending December 2018	3,552	→
Variance since December 2017	4.1%	↑



ACTIVITY

Cumulative percentage of contracted UDA delivered 2018 & 2019



Month	Adjusted Scheduled Activity (UDA)	
	2018	2019
April	-221	-292
May	450	242
June	618	1,334
July	1,615	2,653
August	4,014	3,829
September	4,569	5,079
October	5,621	6,432
November	7,639	7,578
December	8,579	7,625
January	9,820	
February	11,411	
March	12,628	
April	14,377	
May	14,845	
June	14,848	

QUALITY

	Quantity	Base Number	Contract	LHB	Wales
% of FP17s for the same patient ID Re-attending within 3 months - Children	93	1,930	4.8%	8.5%	10.9%
% of FP17s for the same patient ID Re-attending within 3 months - Adults	311	1,778	17.5%	14.4%	15.6%
% of FP17s for the same patient ID Re-attending between 3 & 9 months - Children	1,128	1,930	58.4%	58.3%	59.6%
% of FP17s for the same patient ID Re-attending between 3 & 9 months - Adults	947	1,778	53.3%	55.4%	55.6%
% of FP17s for Band 1 Urgent Courses	13	3,028	0.4%	8.9%	8.9%
% of FP17s Relating to Free Repair or Replacements	3	3,028	0.1%	0.7%	0.7%
% of FP17s Relating to Continuations	3	3,028	0.1%	0.6%	0.7%
% of Patients satisfied with the dentistry they have received	7	7	N/A	95.4%	93.3%
% of Patients satisfied with the time they had to wait for an appointment	7	7	N/A	90.4%	88.0%

* This is based on patients treated on this contract for their most recent course of treatment. Figures in italics indicate the base number of FP17s or Patient Questionnaire responses are less than 100. N/A is shown where the base number of responses is less than 10 during the period. % is calculated as Quantity/Base number*100

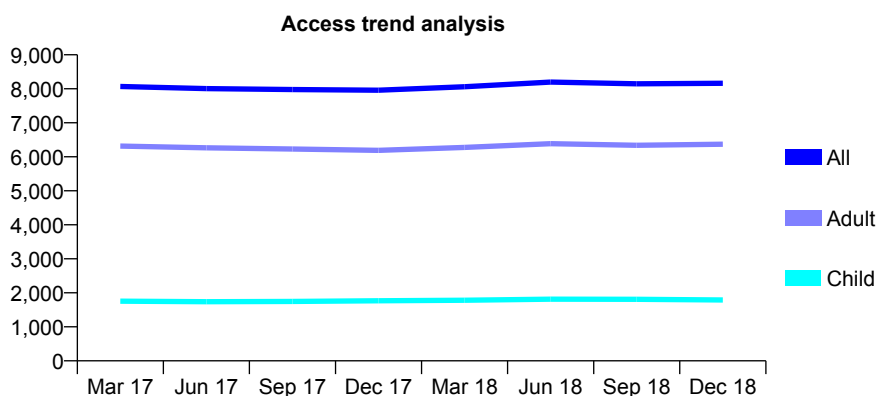
7A6 - Vital Signs At a Glance Contract Report for 161551/0001 - December 2018

Name or company name	Masonoak Ltd & Sunnyleigh Ltd
Contract type name	GDS Contract
Purpose of contract	General
Contract start date	01/12/2012
Contract end date	

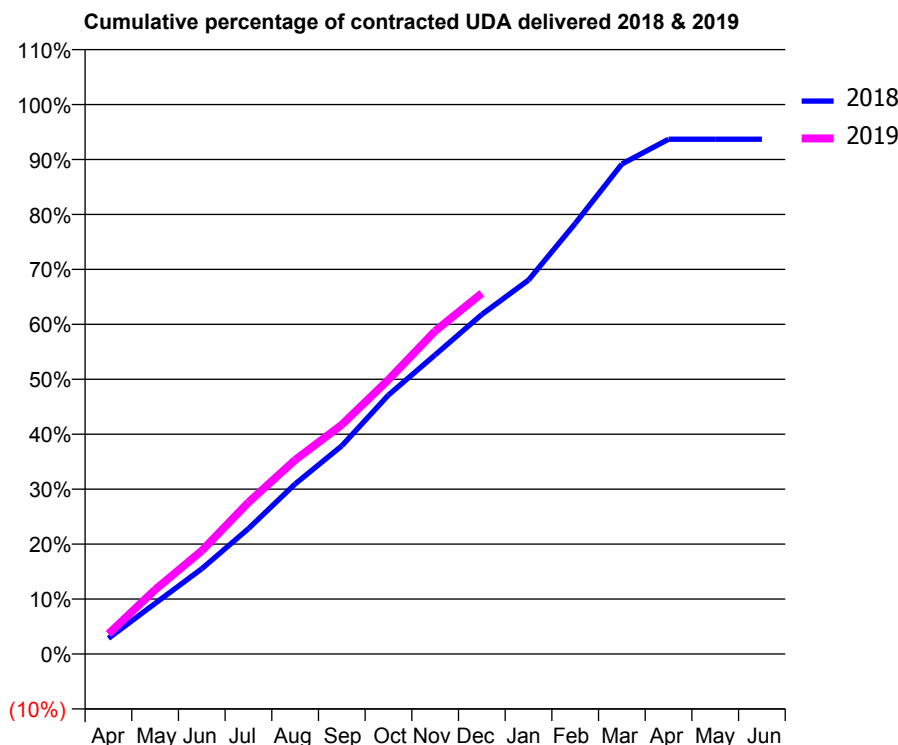
18/19 Contracted general activity (UDA)	22,053
Carry forward general activity (UDA)	0
18/19 Contracted orthodontic activity (UOA)	0
Carry forward orthodontic activity (UOA)	0
Baseline contract value	£518,879.71

ACCESS*

Patients seen in 24 months	Total	Change since previous quarter
Quarter ending December 2017	7,959	
Quarter ending March 2018	8,059	→
Quarter ending June 2018	8,198	→
Quarter ending September 2018	8,149	→
Quarter ending December 2018	8,161	→
Variance since December 2017	2.5%	↑



ACTIVITY



Month	Adjusted Scheduled Activity (UDA)	
	2018	2019
April	626	807
May	2,029	2,580
June	3,423	4,143
July	5,035	6,086
August	6,823	7,788
September	8,356	9,200
October	10,398	11,012
November	12,004	12,963
December	13,630	14,480
January	15,010	
February	17,277	
March	19,666	
April	20,659	
May	20,659	
June	20,659	

QUALITY

	Quantity	Base Number	Contract	LHB	Wales
% of FP17s for the same patient ID Re-attending within 3 months - Children	133	1,740	7.6%	8.5%	10.9%
% of FP17s for the same patient ID Re-attending within 3 months - Adults	1,067	6,151	17.3%	14.4%	15.6%
% of FP17s for the same patient ID Re-attending between 3 & 9 months - Children	771	1,740	44.3%	58.3%	59.6%
% of FP17s for the same patient ID Re-attending between 3 & 9 months - Adults	2,845	6,151	46.3%	55.4%	55.6%
% of FP17s for Band 1 Urgent Courses	866	7,408	11.7%	8.9%	8.9%
% of FP17s Relating to Free Repair or Replacements	70	7,408	0.9%	0.7%	0.7%
% of FP17s Relating to Continuations	135	7,408	1.8%	0.6%	0.7%
% of Patients satisfied with the dentistry they have received	20	20	100.0%	95.4%	93.3%
% of Patients satisfied with the time they had to wait for an appointment	20	20	100.0%	90.4%	88.0%

* This is based on patients treated on this contract for their most recent course of treatment. Figures in italics indicate the base number of FP17s or Patient Questionnaire responses are less than 100. N/A is shown where the base number of responses is less than 10 during the period. % is calculated as Quantity/Base number*100

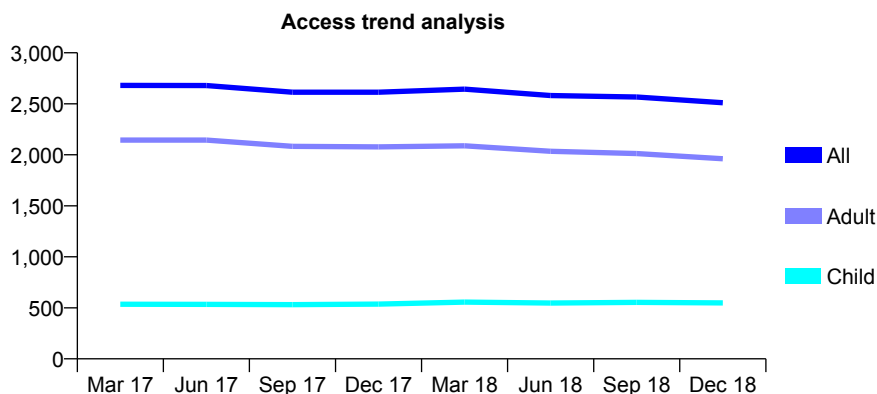
7A6 - Vital Signs At a Glance Contract Report for 162442/0001 - December 2018

Name or company name	M J Dental Services Ltd
Contract type name	GDS Contract
Purpose of contract	General
Contract start date	01/07/2013
Contract end date	

18/19 Contracted general activity (UDA)	9,545
Carry forward general activity (UDA)	0
18/19 Contracted orthodontic activity (UOA)	0
Carry forward orthodontic activity (UOA)	0
Baseline contract value	£247,514.46

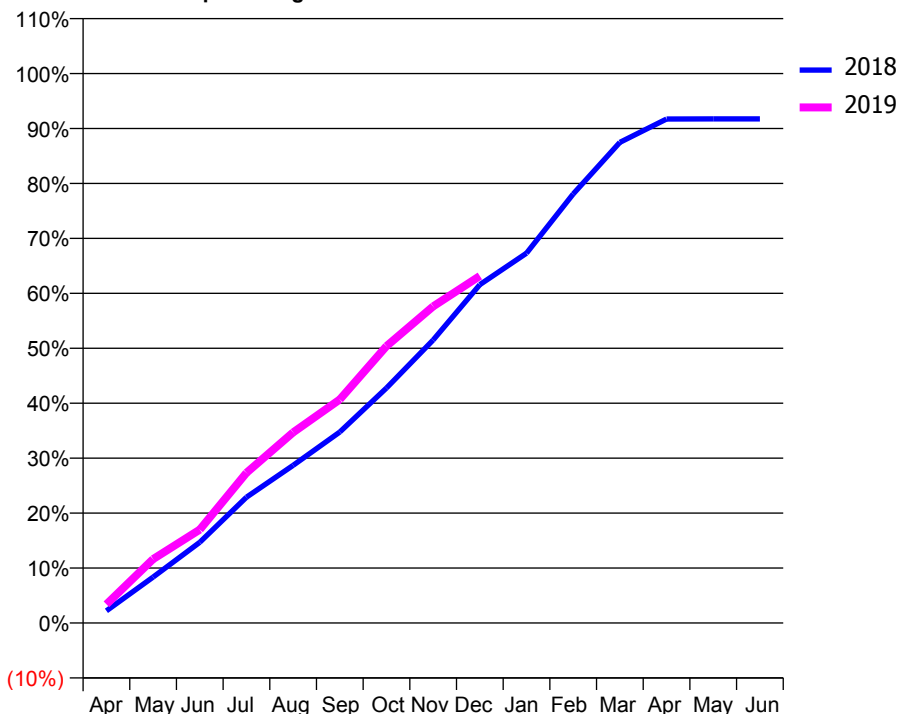
ACCESS*

Patients seen in 24 months	Total	Change since previous quarter
Quarter ending December 2017	2,614	
Quarter ending March 2018	2,644	→
Quarter ending June 2018	2,581	↓
Quarter ending September 2018	2,567	→
Quarter ending December 2018	2,510	↓
Variance since December 2017	(4.0%)	↓



ACTIVITY

Cumulative percentage of contracted UDA delivered 2018 & 2019



Month	Adjusted Scheduled Activity (UDA)	
	2018	2019
April	211	326
May	799	1,111
June	1,402	1,621
July	2,184	2,610
August	2,739	3,312
September	3,319	3,884
October	4,082	4,811
November	4,916	5,501
December	5,877	6,028
January	6,423	
February	7,452	
March	8,348	
April	8,753	
May	8,757	
June	8,757	

QUALITY

	Quantity	Base Number	Contract	LHB	Wales
% of FP17s for the same patient ID Re-attending within 3 months - Children	89	594	15.0%	8.5%	10.9%
% of FP17s for the same patient ID Re-attending within 3 months - Adults	434	2,338	18.6%	14.4%	15.6%
% of FP17s for the same patient ID Re-attending between 3 & 9 months - Children	324	594	54.5%	58.3%	59.6%
% of FP17s for the same patient ID Re-attending between 3 & 9 months - Adults	1,397	2,338	59.8%	55.4%	55.6%
% of FP17s for Band 1 Urgent Courses	244	2,755	8.9%	8.9%	8.9%
% of FP17s Relating to Free Repair or Replacements	32	2,755	1.2%	0.7%	0.7%
% of FP17s Relating to Continuations	15	2,755	0.5%	0.6%	0.7%
% of Patients satisfied with the dentistry they have received	12	15	80.0%	95.4%	93.3%
% of Patients satisfied with the time they had to wait for an appointment	11	15	73.3%	90.4%	88.0%

* This is based on patients treated on this contract for their most recent course of treatment. Figures in italics indicate the base number of FP17s or Patient Questionnaire responses are less than 100. N/A is shown where the base number of responses is less than 10 during the period. % is calculated as Quantity/Base number*100

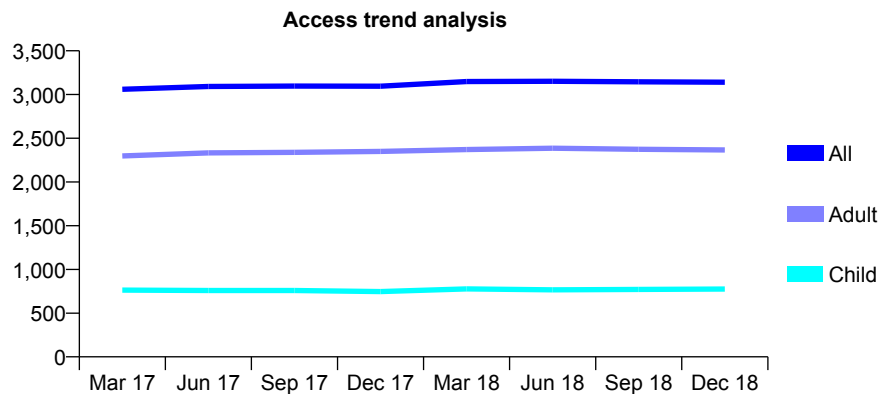
7A6 - Vital Signs At a Glance Contract Report for 170135/0001 - December 2018

Name or company name	Mr R Sutherland
Contract type name	GDS Contract
Purpose of contract	General
Contract start date	01/12/2011
Contract end date	

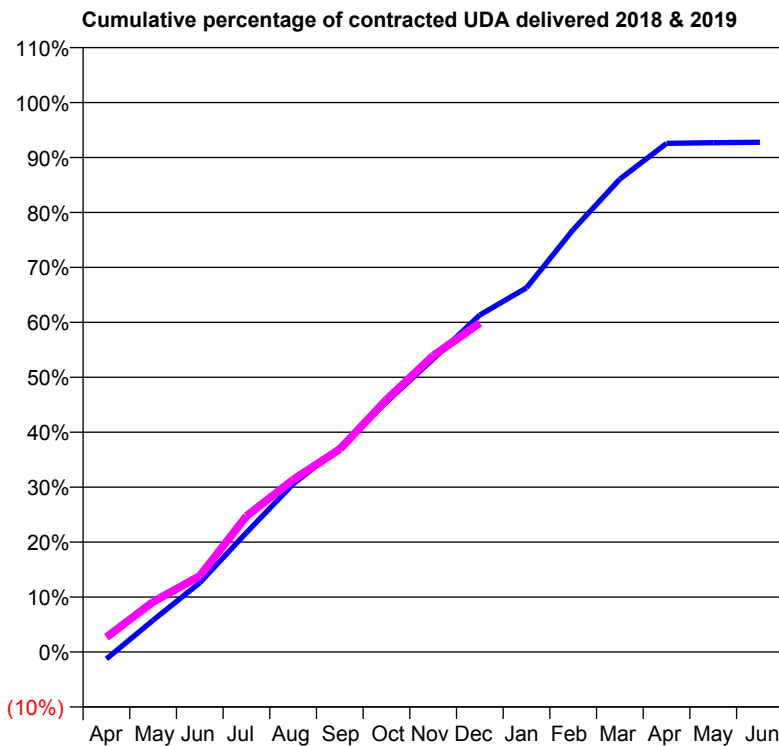
18/19 Contracted general activity (UDA)	11,984
Carry forward general activity (UDA)	0
18/19 Contracted orthodontic activity (UOA)	0
Carry forward orthodontic activity (UOA)	0
Baseline contract value	£315,026.26

ACCESS*

Patients seen in 24 months	Total	Change since previous quarter
Quarter ending December 2017	3,095	
Quarter ending March 2018	3,148	→
Quarter ending June 2018	3,152	→
Quarter ending September 2018	3,145	→
Quarter ending December 2018	3,141	→
Variance since December 2017	1.5%	→



ACTIVITY



Month	Adjusted Scheduled Activity (UDA)	
	2018	2019
April	-154	321
May	694	1,094
June	1,511	1,658
July	2,605	2,965
August	3,665	3,758
September	4,460	4,424
October	5,454	5,503
November	6,391	6,463
December	7,351	7,177
January	7,944	
February	9,211	
March	10,313	
April	11,094	
May	11,108	
June	11,116	

QUALITY

	Quantity	Base Number	Contract	LHB	Wales
% of FP17s for the same patient ID Re-attending within 3 months - Children	49	782	6.3%	8.5%	10.9%
% of FP17s for the same patient ID Re-attending within 3 months - Adults	344	2,469	13.9%	14.4%	15.6%
% of FP17s for the same patient ID Re-attending between 3 & 9 months - Children	420	782	53.7%	58.3%	59.6%
% of FP17s for the same patient ID Re-attending between 3 & 9 months - Adults	1,311	2,469	53.1%	55.4%	55.6%
% of FP17s for Band 1 Urgent Courses	271	2,986	9.1%	8.9%	8.9%
% of FP17s Relating to Free Repair or Replacements	7	2,986	0.2%	0.7%	0.7%
% of FP17s Relating to Continuations	19	2,986	0.6%	0.6%	0.7%
% of Patients satisfied with the dentistry they have received	8	8	N/A	95.4%	93.3%
% of Patients satisfied with the time they had to wait for an appointment	8	8	N/A	90.4%	88.0%

* This is based on patients treated on this contract for their most recent course of treatment. Figures in italics indicate the base number of FP17s or Patient Questionnaire responses are less than 100. N/A is shown where the base number of responses is less than 10 during the period. % is calculated as Quantity/Base number*100

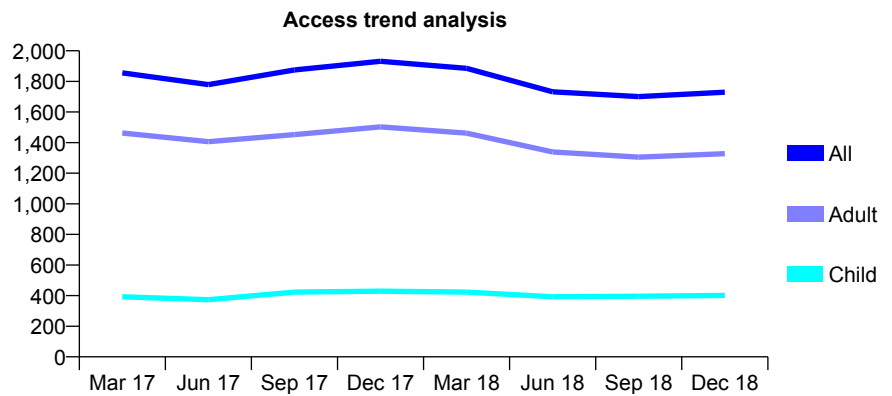
7A6 - Vital Signs At a Glance Contract Report for 175242/0001 - December 2018

Name or company name	Gupta & Gupta Limited
Contract type name	GDS Contract
Purpose of contract	General
Contract start date	01/06/2013
Contract end date	

18/19 Contracted general activity (UDA)	5,278
Carry forward general activity (UDA)	-152
18/19 Contracted orthodontic activity (UOA)	0
Carry forward orthodontic activity (UOA)	0
Baseline contract value	£136,231.11

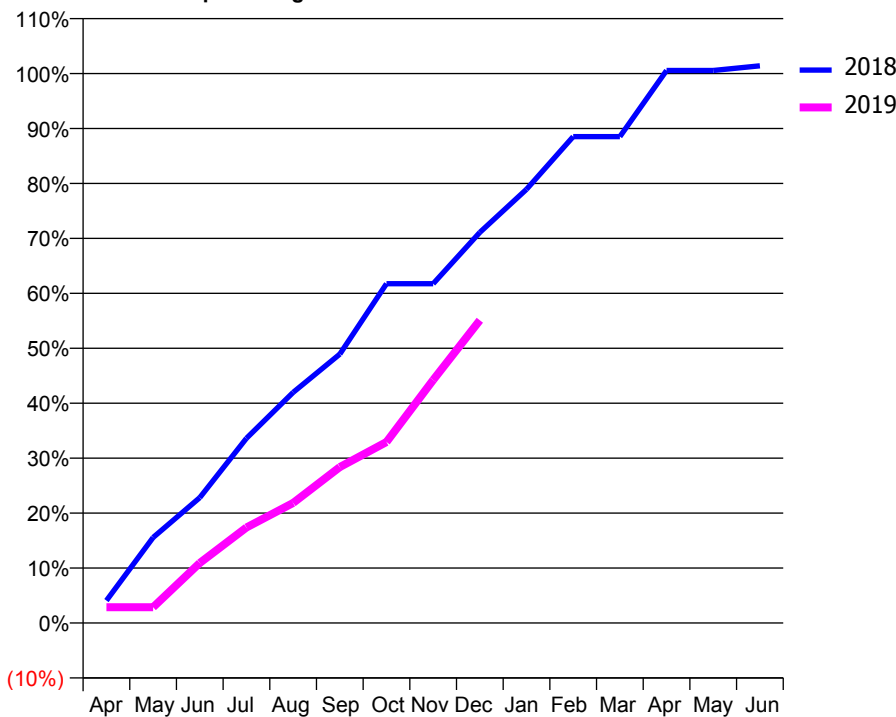
ACCESS*

Patients seen in 24 months	Total	Change since previous quarter
Quarter ending December 2017	1,932	
Quarter ending March 2018	1,885	↓
Quarter ending June 2018	1,732	↓
Quarter ending September 2018	1,701	↓
Quarter ending December 2018	1,729	→
Variance since December 2017	(10.5%)	↓



ACTIVITY

Cumulative percentage of contracted UDA delivered 2018 & 2019



Month	Adjusted Scheduled Activity (UDA)	
	2018	2019
April	216	152
May	822	152
June	1,205	577
July	1,775	918
August	2,215	1,153
September	2,583	1,498
October	3,259	1,739
November	3,259	2,334
December	3,752	2,909
January	4,165	
February	4,672	
March	4,672	
April	5,307	
May	5,307	
June	5,352	

QUALITY

	Quantity	Base Number	Contract	LHB	Wales
% of FP17s for the same patient ID Re-attending within 3 months - Children	36	456	7.9%	8.5%	10.9%
% of FP17s for the same patient ID Re-attending within 3 months - Adults	144	1,350	10.7%	14.4%	15.6%
% of FP17s for the same patient ID Re-attending between 3 & 9 months - Children	261	456	57.2%	58.3%	59.6%
% of FP17s for the same patient ID Re-attending between 3 & 9 months - Adults	574	1,350	42.5%	55.4%	55.6%
% of FP17s for Band 1 Urgent Courses	60	1,494	4.0%	8.9%	8.9%
% of FP17s Relating to Free Repair or Replacements	6	1,494	0.4%	0.7%	0.7%
% of FP17s Relating to Continuations	3	1,494	0.2%	0.6%	0.7%
% of Patients satisfied with the dentistry they have received	0	0	N/A	95.4%	93.3%
% of Patients satisfied with the time they had to wait for an appointment	0	0	N/A	90.4%	88.0%

* This is based on patients treated on this contract for their most recent course of treatment. Figures in italics indicate the base number of FP17s or Patient Questionnaire responses are less than 100. N/A is shown where the base number of responses is less than 10 during the period. % is calculated as Quantity/Base number*100

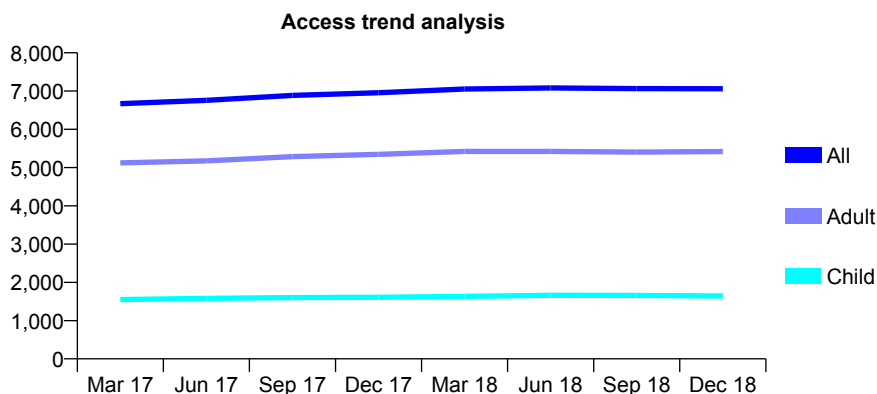
7A6 - Vital Signs At a Glance Contract Report for 176222/0001 - December 2018

Name or company name	Mr C Hall
Contract type name	GDS Contract
Purpose of contract	General
Contract start date	01/10/2014
Contract end date	

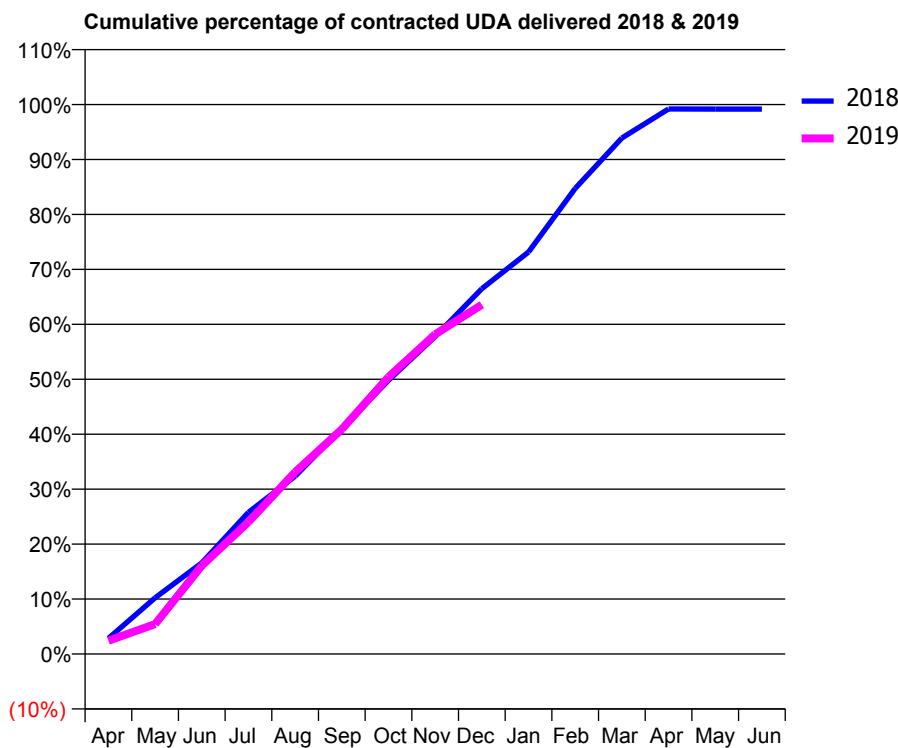
18/19 Contracted general activity (UDA)	21,150
Carry forward general activity (UDA)	174
18/19 Contracted orthodontic activity (UOA)	0
Carry forward orthodontic activity (UOA)	0
Baseline contract value	£569,622.33

ACCESS*

Patients seen in 24 months	Total	Change since previous quarter
Quarter ending December 2017	6,955	
Quarter ending March 2018	7,053	→
Quarter ending June 2018	7,083	→
Quarter ending September 2018	7,064	→
Quarter ending December 2018	7,062	→
Variance since December 2017	1.5%	→



ACTIVITY



Month	Adjusted Scheduled Activity (UDA)	
	2018	2019
April	604	511
May	2,165	1,151
June	3,507	3,398
July	5,455	5,085
August	6,846	7,003
September	8,669	8,649
October	10,532	10,660
November	12,219	12,307
December	14,058	13,445
January	15,470	
February	17,918	
March	19,859	
April	20,981	
May	20,973	
June	20,972	

QUALITY

	Quantity	Base Number	Contract	LHB	Wales
% of FP17s for the same patient ID Re-attending within 3 months - Children	73	1,675	4.4%	8.5%	10.9%
% of FP17s for the same patient ID Re-attending within 3 months - Adults	514	5,258	9.8%	14.4%	15.6%
% of FP17s for the same patient ID Re-attending between 3 & 9 months - Children	1,047	1,675	62.5%	58.3%	59.6%
% of FP17s for the same patient ID Re-attending between 3 & 9 months - Adults	2,781	5,258	52.9%	55.4%	55.6%
% of FP17s for Band 1 Urgent Courses	453	6,541	6.9%	8.9%	8.9%
% of FP17s Relating to Free Repair or Replacements	26	6,541	0.4%	0.7%	0.7%
% of FP17s Relating to Continuations	4	6,541	0.1%	0.6%	0.7%
% of Patients satisfied with the dentistry they have received	12	14	85.7%	95.4%	93.3%
% of Patients satisfied with the time they had to wait for an appointment	14	14	100.0%	90.4%	88.0%

* This is based on patients treated on this contract for their most recent course of treatment. Figures in italics indicate the base number of FP17s or Patient Questionnaire responses are less than 100. N/A is shown where the base number of responses is less than 10 during the period. % is calculated as Quantity/Base number*100

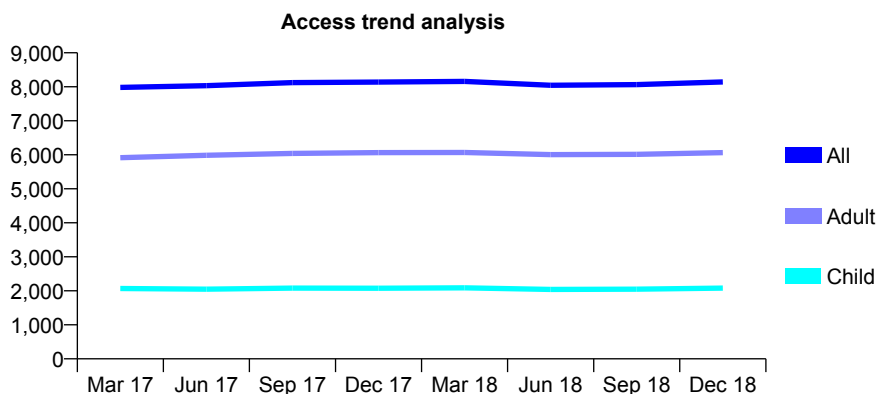
7A6 - Vital Signs At a Glance Contract Report for 177822/0001 - December 2018

Name or company name	Beaufort Park Dental Care Ltd
Contract type name	Pilot Contract
Purpose of contract	General
Contract start date	01/12/2010
Contract end date	

18/19 Contracted general activity (UDA)	22,070
Carry forward general activity (UDA)	-687
18/19 Contracted orthodontic activity (UOA)	0
Carry forward orthodontic activity (UOA)	0
Baseline contract value	£606,778.96

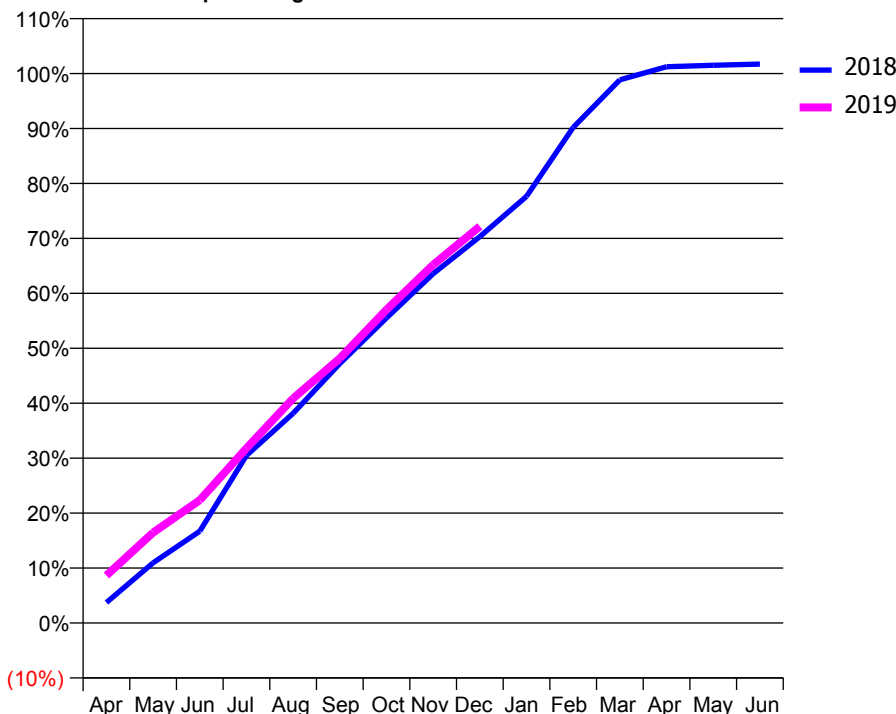
ACCESS*

Patients seen in 24 months	Total	Change since previous quarter
Quarter ending December 2017	8,141	
Quarter ending March 2018	8,157	→
Quarter ending June 2018	8,046	↓
Quarter ending September 2018	8,064	→
Quarter ending December 2018	8,144	→
Variance since December 2017	0.0%	→



ACTIVITY

Cumulative percentage of contracted UDA delivered 2018 & 2019



Month	Adjusted Scheduled Activity (UDA)	
	2018	2019
April	821	1,909
May	2,416	3,635
June	3,686	4,934
July	6,730	7,018
August	8,420	9,021
September	10,418	10,630
October	12,250	12,581
November	14,027	14,389
December	15,520	15,932
January	17,134	
February	19,904	
March	21,814	
April	22,342	
May	22,399	
June	22,450	

QUALITY

	Quantity	Base Number	Contract	LHB	Wales
% of FP17s for the same patient ID Re-attending within 3 months - Children	78	1,993	3.9%	8.5%	10.9%
% of FP17s for the same patient ID Re-attending within 3 months - Adults	530	5,797	9.1%	14.4%	15.6%
% of FP17s for the same patient ID Re-attending between 3 & 9 months - Children	1,078	1,993	54.1%	58.3%	59.6%
% of FP17s for the same patient ID Re-attending between 3 & 9 months - Adults	3,030	5,797	52.3%	55.4%	55.6%
% of FP17s for Band 1 Urgent Courses	381	7,469	5.1%	8.9%	8.9%
% of FP17s Relating to Free Repair or Replacements	62	7,469	0.8%	0.7%	0.7%
% of FP17s Relating to Continuations	33	7,469	0.4%	0.6%	0.7%
% of Patients satisfied with the dentistry they have received	17	18	94.4%	95.4%	93.3%
% of Patients satisfied with the time they had to wait for an appointment	16	18	88.9%	90.4%	88.0%

* This is based on patients treated on this contract for their most recent course of treatment. Figures in italics indicate the base number of FP17s or Patient Questionnaire responses are less than 100. N/A is shown where the base number of responses is less than 10 during the period. % is calculated as Quantity/Base number*100

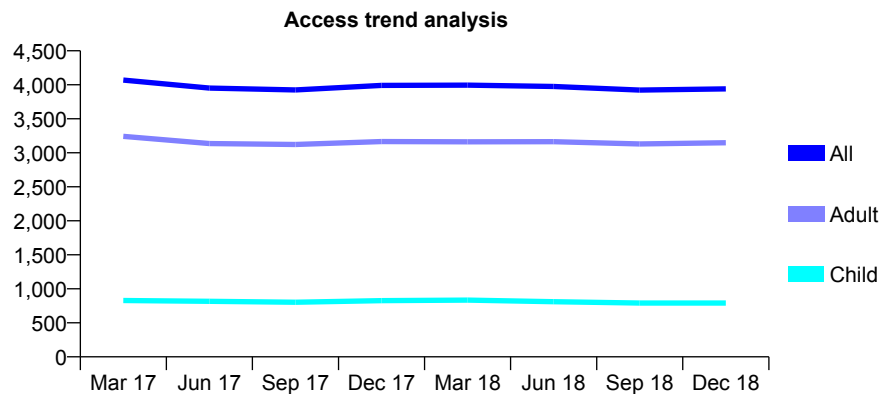
7A6 - Vital Signs At a Glance Contract Report for 180025/0001 - December 2018

Name or company name	Dr James Thomas & Dr Iman Mehdi
Contract type name	GDS Contract
Purpose of contract	General
Contract start date	01/02/2009
Contract end date	

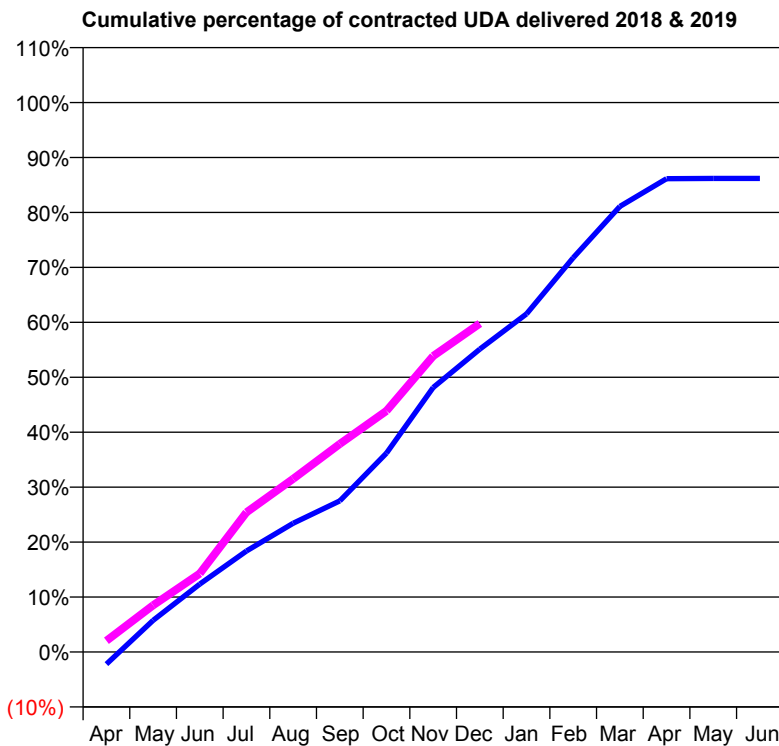
18/19 Contracted general activity (UDA)	14,481
Carry forward general activity (UDA)	0
18/19 Contracted orthodontic activity (UOA)	0
Carry forward orthodontic activity (UOA)	0
Baseline contract value	£365,448.85

ACCESS*

Patients seen in 24 months	Total	Change since previous quarter
Quarter ending December 2017	3,992	
Quarter ending March 2018	3,995	→
Quarter ending June 2018	3,975	→
Quarter ending September 2018	3,922	↓
Quarter ending December 2018	3,940	→
Variance since December 2017	(1.3%)	↓



ACTIVITY



Month	Adjusted Scheduled Activity (UDA)	
	2018	2019
April	-323	298
May	834	1,232
June	1,792	2,067
July	2,661	3,680
August	3,393	4,562
September	3,983	5,485
October	5,243	6,355
November	6,971	7,798
December	7,981	8,656
January	8,909	
February	10,390	
March	11,742	
April	12,473	
May	12,480	
June	12,479	

QUALITY

	Quantity	Base Number	Contract	LHB	Wales
% of FP17s for the same patient ID Re-attending within 3 months - Children	75	704	10.7%	8.5%	10.9%
% of FP17s for the same patient ID Re-attending within 3 months - Adults	563	3,093	18.2%	14.4%	15.6%
% of FP17s for the same patient ID Re-attending between 3 & 9 months - Children	328	704	46.6%	58.3%	59.6%
% of FP17s for the same patient ID Re-attending between 3 & 9 months - Adults	1,426	3,093	46.1%	55.4%	55.6%
% of FP17s for Band 1 Urgent Courses	599	3,563	16.8%	8.9%	8.9%
% of FP17s Relating to Free Repair or Replacements	56	3,563	1.6%	0.7%	0.7%
% of FP17s Relating to Continuations	53	3,563	1.5%	0.6%	0.7%
% of Patients satisfied with the dentistry they have received	7	7	N/A	95.4%	93.3%
% of Patients satisfied with the time they had to wait for an appointment	7	7	N/A	90.4%	88.0%

* This is based on patients treated on this contract for their most recent course of treatment. Figures in italics indicate the base number of FP17s or Patient Questionnaire responses are less than 100. N/A is shown where the base number of responses is less than 10 during the period. % is calculated as Quantity/Base number*100

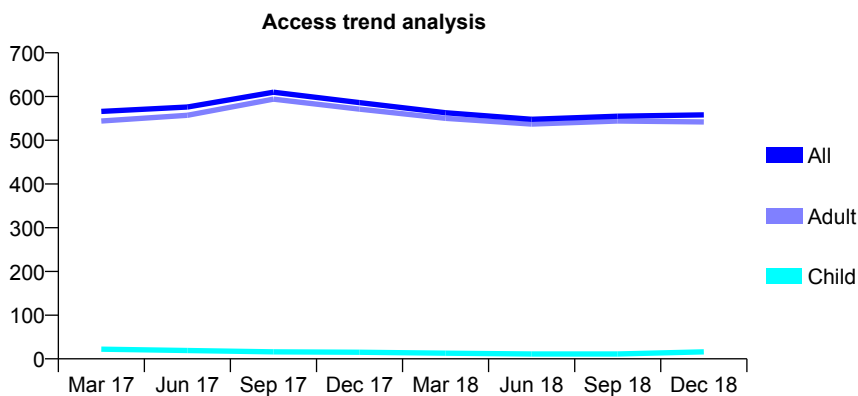
7A6 - Vital Signs At a Glance Contract Report for 180025/0002 - December 2018

Name or company name	Dr James Thomas & Dr Iman Mehdi
Contract type name	GDS Contract
Purpose of contract	General
Contract start date	01/02/2009
Contract end date	

18/19 Contracted general activity (UDA)	1,044
Carry forward general activity (UDA)	0
18/19 Contracted orthodontic activity (UOA)	0
Carry forward orthodontic activity (UOA)	0
Baseline contract value	£37,883.00

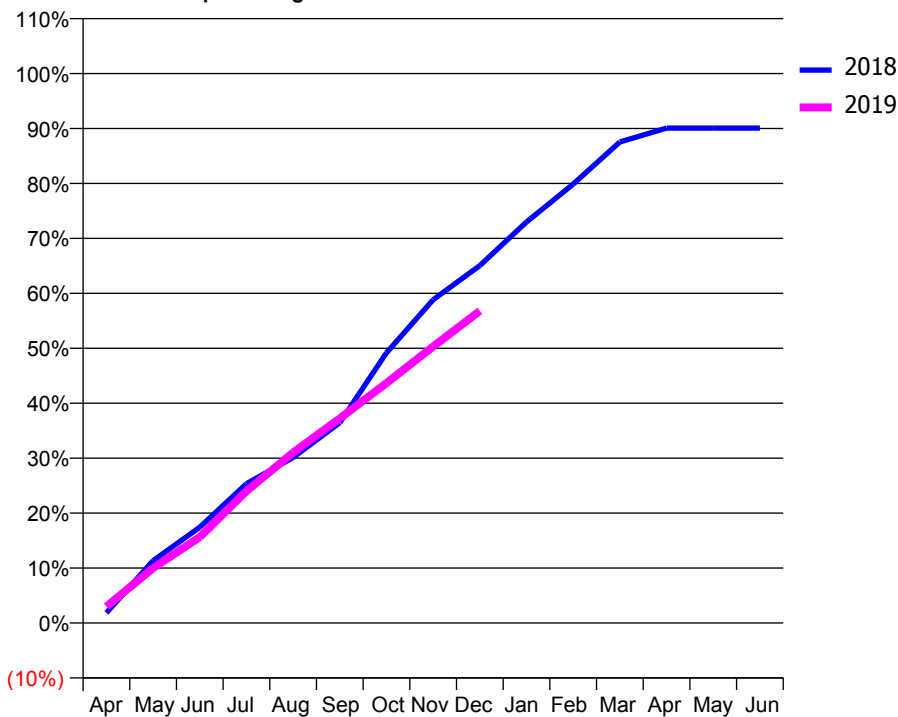
ACCESS*

Patients seen in 24 months	Total	Change since previous quarter
Quarter ending December 2017	586	
Quarter ending March 2018	563	↓
Quarter ending June 2018	548	↓
Quarter ending September 2018	555	→
Quarter ending December 2018	558	→
Variance since December 2017	(4.8%)	↓



ACTIVITY

Cumulative percentage of contracted UDA delivered 2018 & 2019



Month	Adjusted Scheduled Activity (UDA)	
	2018	2019
April	17	31
May	103	104
June	158	163
July	230	251
August	273	324
September	331	389
October	446	456
November	534	525
December	590	593
January	662	
February	724	
March	794	
April	817	
May	817	
June	817	

QUALITY

	Quantity	Base Number	Contract	LHB	Wales
% of FP17s for the same patient ID Re-attending within 3 months - Children	0	14	0.0%	8.5%	10.9%
% of FP17s for the same patient ID Re-attending within 3 months - Adults	13	500	2.6%	14.4%	15.6%
% of FP17s for the same patient ID Re-attending between 3 & 9 months - Children	1	14	7.1%	58.3%	59.6%
% of FP17s for the same patient ID Re-attending between 3 & 9 months - Adults	13	500	2.6%	55.4%	55.6%
% of FP17s for Band 1 Urgent Courses	490	495	99.0%	8.9%	8.9%
% of FP17s Relating to Free Repair or Replacements	0	495	0.0%	0.7%	0.7%
% of FP17s Relating to Continuations	0	495	0.0%	0.6%	0.7%
% of Patients satisfied with the dentistry they have received	1	1	N/A	95.4%	93.3%
% of Patients satisfied with the time they had to wait for an appointment	1	1	N/A	90.4%	88.0%

* This is based on patients treated on this contract for their most recent course of treatment. Figures in italics indicate the base number of FP17s or Patient Questionnaire responses are less than 100. N/A is shown where the base number of responses is less than 10 during the period. % is calculated as Quantity/Base number*100

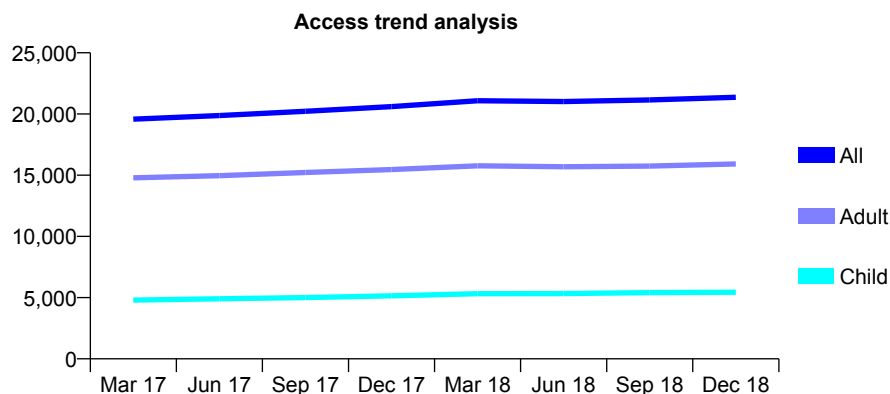
7A6 - Vital Signs At a Glance Contract Report for 181641/0001 - December 2018

Name or company name	Noblecourt Ltd & Northberry Ltd
Contract type name	Pilot Contract
Purpose of contract	General
Contract start date	13/09/2011
Contract end date	

18/19 Contracted general activity (UDA)	47,432
Carry forward general activity (UDA)	-497
18/19 Contracted orthodontic activity (UOA)	0
Carry forward orthodontic activity (UOA)	0
Baseline contract value	£1,732,557.81

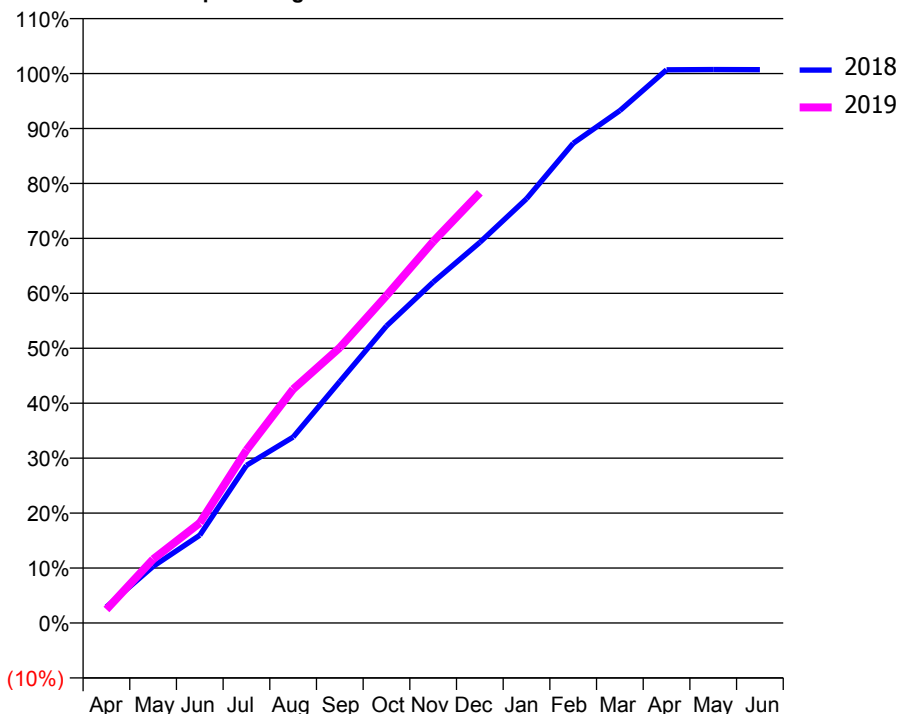
ACCESS*

Patients seen in 24 months	Total	Change since previous quarter
Quarter ending December 2017	20,604	
Quarter ending March 2018	21,083	↑
Quarter ending June 2018	21,019	→
Quarter ending September 2018	21,152	→
Quarter ending December 2018	21,366	→
Variance since December 2017	3.7%	↑



ACTIVITY

Cumulative percentage of contracted UDA delivered 2018 & 2019



Month	Adjusted Scheduled Activity (UDA)	
	2018	2019
April	1,545	1,172
May	5,430	5,508
June	8,423	8,638
July	15,126	14,919
August	17,836	20,179
September	23,171	23,773
October	28,484	28,262
November	32,701	32,922
December	36,510	37,141
January	40,690	
February	46,003	
March	49,146	
April	53,062	
May	53,081	
June	53,069	

QUALITY

	Quantity	Base Number	Contract	LHB	Wales
% of FP17s for the same patient ID Re-attending within 3 months - Children	391	5,548	7.0%	8.5%	10.9%
% of FP17s for the same patient ID Re-attending within 3 months - Adults	2,233	16,034	13.9%	14.4%	15.6%
% of FP17s for the same patient ID Re-attending between 3 & 9 months - Children	2,965	5,548	53.4%	58.3%	59.6%
% of FP17s for the same patient ID Re-attending between 3 & 9 months - Adults	8,201	16,034	51.1%	55.4%	55.6%
% of FP17s for Band 1 Urgent Courses	1,822	19,696	9.3%	8.9%	8.9%
% of FP17s Relating to Free Repair or Replacements	98	19,696	0.5%	0.7%	0.7%
% of FP17s Relating to Continuations	51	19,696	0.3%	0.6%	0.7%
% of Patients satisfied with the dentistry they have received	20	24	83.3%	95.4%	93.3%
% of Patients satisfied with the time they had to wait for an appointment	21	24	87.5%	90.4%	88.0%

* This is based on patients treated on this contract for their most recent course of treatment. Figures in italics indicate the base number of FP17s or Patient Questionnaire responses are less than 100. N/A is shown where the base number of responses is less than 10 during the period. % is calculated as Quantity/Base number*100

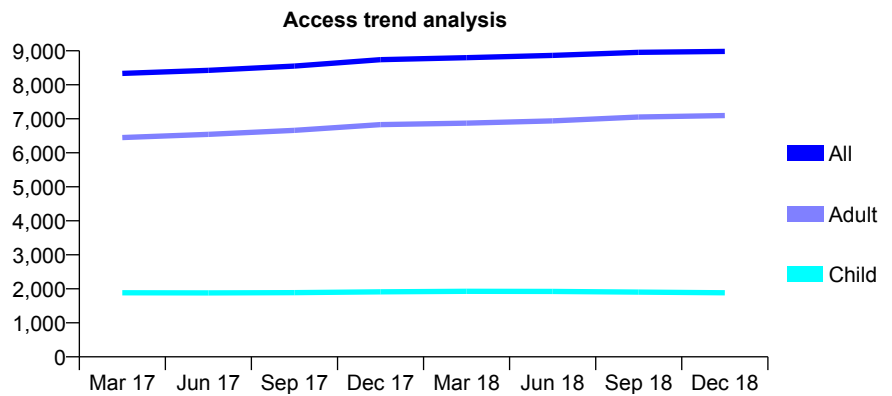
7A6 - Vital Signs At a Glance Contract Report for 183350/0001 - December 2018

Name or company name	Crosskeys Dental Practice Limited
Contract type name	GDS Contract
Purpose of contract	General
Contract start date	01/06/2013
Contract end date	

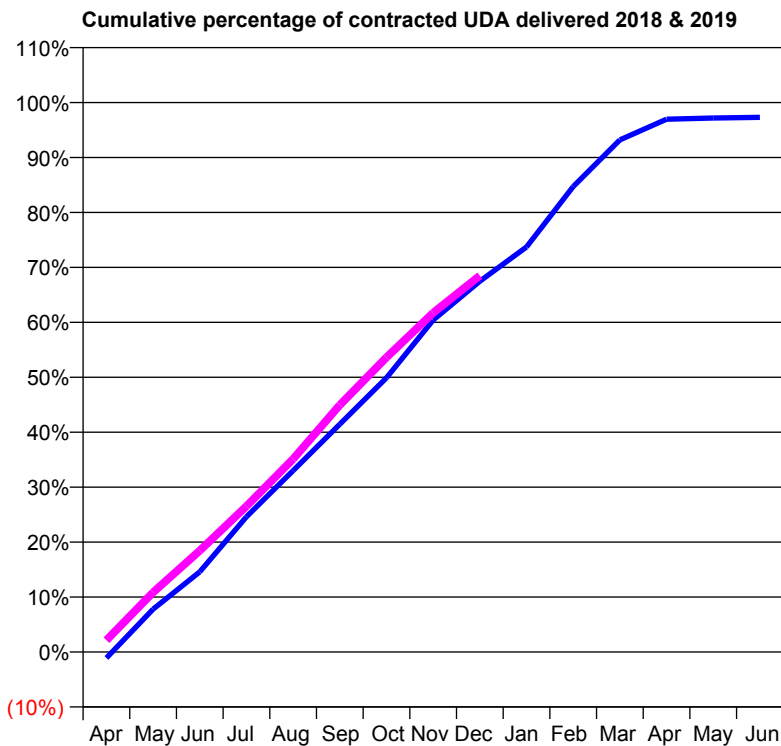
18/19 Contracted general activity (UDA)	28,668
Carry forward general activity (UDA)	735
18/19 Contracted orthodontic activity (UOA)	0
Carry forward orthodontic activity (UOA)	0
Baseline contract value	£734,314.05

ACCESS*

Patients seen in 24 months	Total	Change since previous quarter
Quarter ending December 2017	8,740	
Quarter ending March 2018	8,799	→
Quarter ending June 2018	8,863	→
Quarter ending September 2018	8,956	→
Quarter ending December 2018	8,982	→
Variance since December 2017	2.8%	↑



ACTIVITY



Month	Adjusted Scheduled Activity (UDA)	
	2018	2019
April	-317	617
May	2,235	3,115
June	4,185	5,291
July	7,059	7,610
August	9,466	10,067
September	11,889	12,891
October	14,308	15,371
November	17,320	17,693
December	19,341	19,633
January	21,128	
February	24,282	
March	26,717	
April	27,796	
May	27,861	
June	27,892	

QUALITY

	Quantity	Base Number	Contract	LHB	Wales
% of FP17s for the same patient ID Re-attending within 3 months - Children	139	2,221	6.3%	8.5%	10.9%
% of FP17s for the same patient ID Re-attending within 3 months - Adults	925	8,375	11.0%	14.4%	15.6%
% of FP17s for the same patient ID Re-attending between 3 & 9 months - Children	1,580	2,221	71.1%	58.3%	59.6%
% of FP17s for the same patient ID Re-attending between 3 & 9 months - Adults	5,418	8,375	64.7%	55.4%	55.6%
% of FP17s for Band 1 Urgent Courses	929	10,053	9.2%	8.9%	8.9%
% of FP17s Relating to Free Repair or Replacements	58	10,053	0.6%	0.7%	0.7%
% of FP17s Relating to Continuations	50	10,053	0.5%	0.6%	0.7%
% of Patients satisfied with the dentistry they have received	16	17	94.1%	95.4%	93.3%
% of Patients satisfied with the time they had to wait for an appointment	12	17	70.6%	90.4%	88.0%

* This is based on patients treated on this contract for their most recent course of treatment. Figures in italics indicate the base number of FP17s or Patient Questionnaire responses are less than 100. N/A is shown where the base number of responses is less than 10 during the period. % is calculated as Quantity/Base number*100

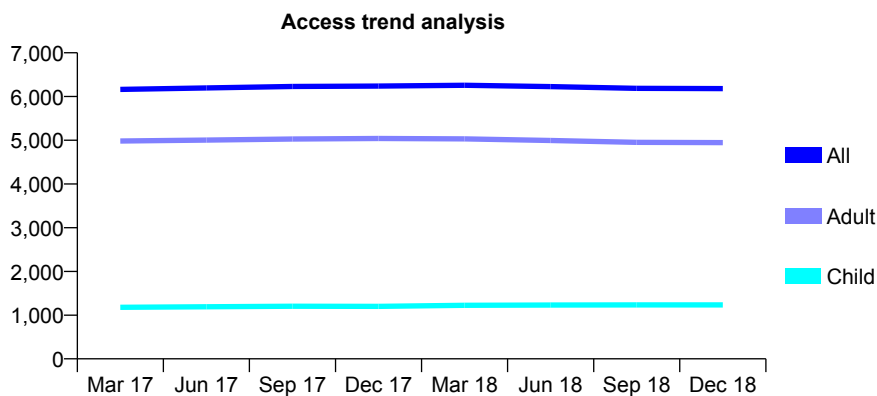
7A6 - Vital Signs At a Glance Contract Report for 187933/0001 - December 2018

Name or company name	NDP Services Ltd
Contract type name	GDS Contract
Purpose of contract	General
Contract start date	01/10/2010
Contract end date	

18/19 Contracted general activity (UDA)	23,252
Carry forward general activity (UDA)	-269
18/19 Contracted orthodontic activity (UOA)	0
Carry forward orthodontic activity (UOA)	0
Baseline contract value	£630,310.09

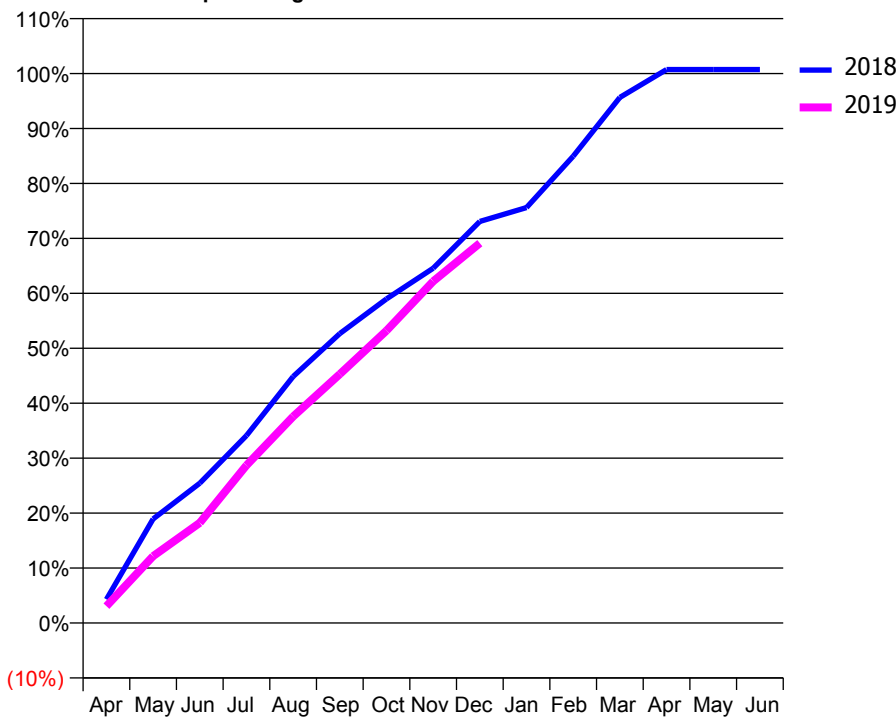
ACCESS*

Patients seen in 24 months	Total	Change since previous quarter
Quarter ending December 2017	6,239	
Quarter ending March 2018	6,256	→
Quarter ending June 2018	6,228	→
Quarter ending September 2018	6,187	→
Quarter ending December 2018	6,180	→
Variance since December 2017	(0.9%)	→



ACTIVITY

Cumulative percentage of contracted UDA delivered 2018 & 2019



Month	Adjusted Scheduled Activity (UDA)	
	2018	2019
April	1,001	712
May	4,405	2,828
June	5,916	4,239
July	7,933	6,672
August	10,433	8,736
September	12,245	10,530
October	13,714	12,373
November	15,014	14,459
December	16,992	16,075
January	17,581	
February	19,749	
March	22,242	
April	23,417	
May	23,420	
June	23,422	

QUALITY

	Quantity	Base Number	Contract	LHB	Wales
% of FP17s for the same patient ID Re-attending within 3 months - Children	141	1,489	9.5%	8.5%	10.9%
% of FP17s for the same patient ID Re-attending within 3 months - Adults	1,468	6,575	22.3%	14.4%	15.6%
% of FP17s for the same patient ID Re-attending between 3 & 9 months - Children	842	1,489	56.5%	58.3%	59.6%
% of FP17s for the same patient ID Re-attending between 3 & 9 months - Adults	3,820	6,575	58.1%	55.4%	55.6%
% of FP17s for Band 1 Urgent Courses	815	7,604	10.7%	8.9%	8.9%
% of FP17s Relating to Free Repair or Replacements	143	7,604	1.9%	0.7%	0.7%
% of FP17s Relating to Continuations	55	7,604	0.7%	0.6%	0.7%
% of Patients satisfied with the dentistry they have received	15	15	100.0%	95.4%	93.3%
% of Patients satisfied with the time they had to wait for an appointment	14	15	93.3%	90.4%	88.0%

* This is based on patients treated on this contract for their most recent course of treatment. Figures in italics indicate the base number of FP17s or Patient Questionnaire responses are less than 100. N/A is shown where the base number of responses is less than 10 during the period. % is calculated as Quantity/Base number*100

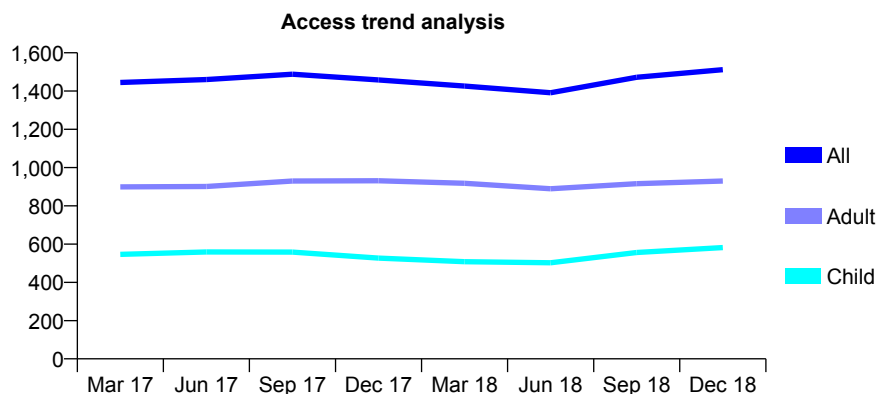
7A6 - Vital Signs At a Glance Contract Report for 188069/0001 - December 2018

Name or company name	Rowancrown Ltd
Contract type name	GDS Contract
Purpose of contract	General
Contract start date	01/03/2012
Contract end date	

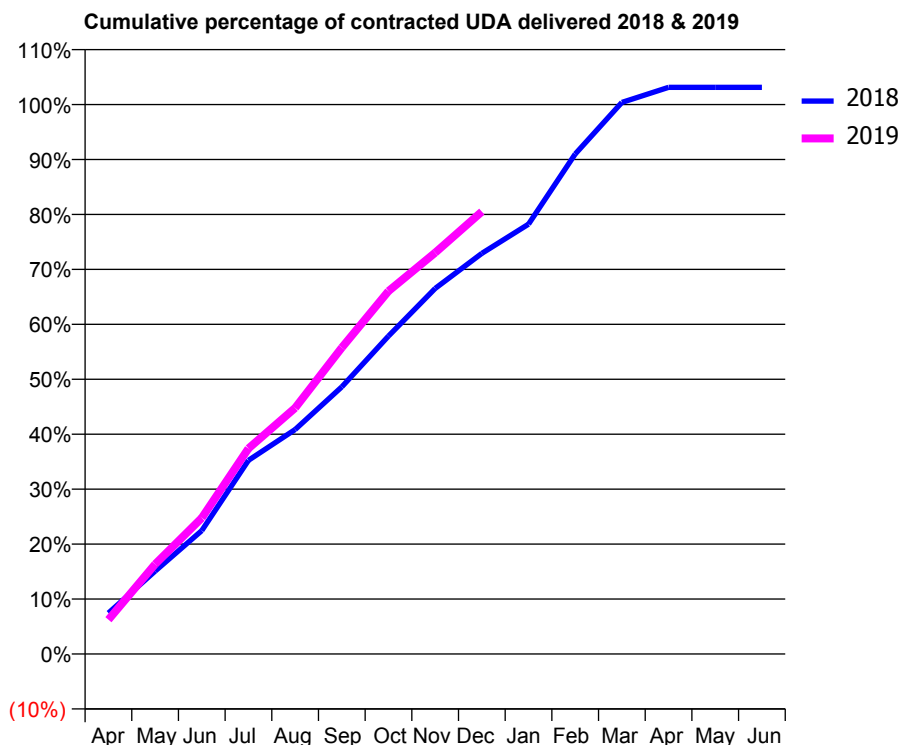
18/19 Contracted general activity (UDA)	4,767
Carry forward general activity (UDA)	-229
18/19 Contracted orthodontic activity (UOA)	0
Carry forward orthodontic activity (UOA)	0
Baseline contract value	£134,130.30

ACCESS*

Patients seen in 24 months	Total	Change since previous quarter
Quarter ending December 2017	1,458	
Quarter ending March 2018	1,426	↓
Quarter ending June 2018	1,391	↓
Quarter ending September 2018	1,472	↑
Quarter ending December 2018	1,512	↑
Variance since December 2017	3.7%	↑



ACTIVITY



Month	Adjusted Scheduled Activity (UDA)	
	2018	2019
April	356	298
May	718	779
June	1,070	1,180
July	1,680	1,783
August	1,947	2,134
September	2,317	2,657
October	2,758	3,148
November	3,172	3,481
December	3,476	3,838
January	3,729	
February	4,337	
March	4,785	
April	4,915	
May	4,915	
June	4,915	

QUALITY

	Quantity	Base Number	Contract	LHB	Wales
% of FP17s for the same patient ID Re-attending within 3 months - Children	41	729	5.6%	8.5%	10.9%
% of FP17s for the same patient ID Re-attending within 3 months - Adults	80	1,006	8.0%	14.4%	15.6%
% of FP17s for the same patient ID Re-attending between 3 & 9 months - Children	335	729	46.0%	58.3%	59.6%
% of FP17s for the same patient ID Re-attending between 3 & 9 months - Adults	387	1,006	38.5%	55.4%	55.6%
% of FP17s for Band 1 Urgent Courses	165	1,667	9.9%	8.9%	8.9%
% of FP17s Relating to Free Repair or Replacements	3	1,667	0.2%	0.7%	0.7%
% of FP17s Relating to Continuations	6	1,667	0.4%	0.6%	0.7%
% of Patients satisfied with the dentistry they have received	1	1	N/A	95.4%	93.3%
% of Patients satisfied with the time they had to wait for an appointment	1	1	N/A	90.4%	88.0%

* This is based on patients treated on this contract for their most recent course of treatment. Figures in italics indicate the base number of FP17s or Patient Questionnaire responses are less than 100. N/A is shown where the base number of responses is less than 10 during the period. % is calculated as Quantity/Base number*100

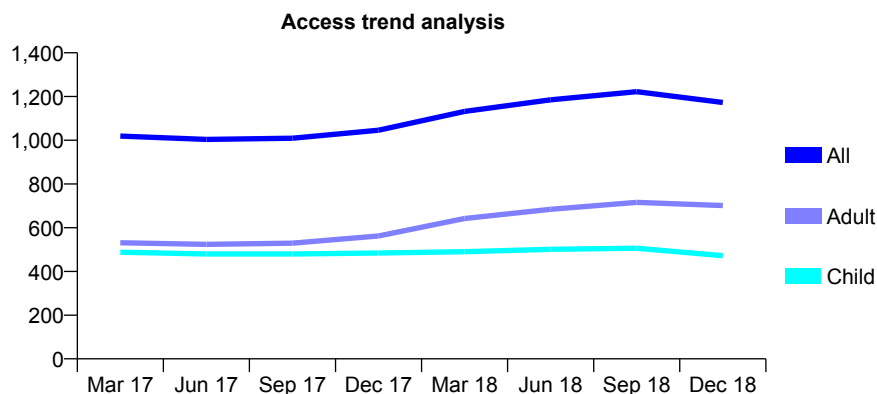
7A6 - Vital Signs At a Glance Contract Report for 190195/0009 - December 2018

Name or company name	Xeon Smiles UK Ltd
Contract type name	GDS Contract
Purpose of contract	General
Contract start date	01/04/2012
Contract end date	

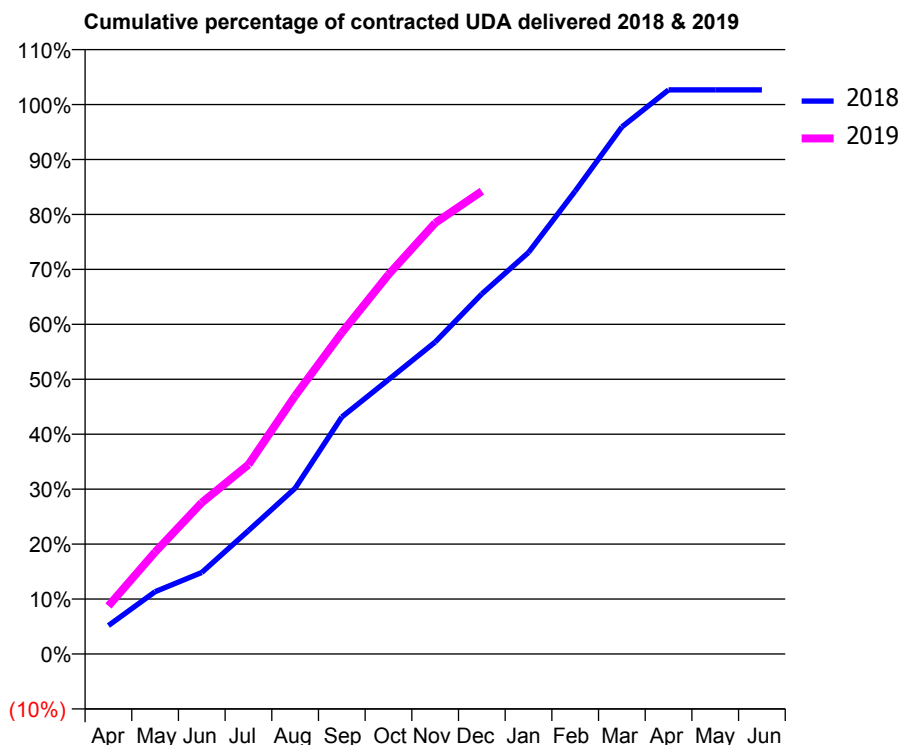
18/19 Contracted general activity (UDA)	2,325
Carry forward general activity (UDA)	-88
18/19 Contracted orthodontic activity (UOA)	0
Carry forward orthodontic activity (UOA)	0
Baseline contract value	£58,811.52

ACCESS*

Patients seen in 24 months	Total	Change since previous quarter
Quarter ending December 2017	1,046	
Quarter ending March 2018	1,132	↑
Quarter ending June 2018	1,185	↑
Quarter ending September 2018	1,222	↑
Quarter ending December 2018	1,173	↓
Variance since December 2017	12.1%	↑



ACTIVITY



Month	Adjusted Scheduled Activity (UDA)	
	2018	2019
April	120	203
May	264	431
June	345	640
July	522	801
August	702	1,092
September	1,003	1,359
October	1,161	1,605
November	1,320	1,824
December	1,523	1,958
January	1,699	
February	1,959	
March	2,230	
April	2,387	
May	2,387	
June	2,387	

QUALITY

	Quantity	Base Number	Contract	LHB	Wales
% of FP17s for the same patient ID Re-attending within 3 months - Children	26	480	5.4%	8.5%	10.9%
% of FP17s for the same patient ID Re-attending within 3 months - Adults	70	702	10.0%	14.4%	15.6%
% of FP17s for the same patient ID Re-attending between 3 & 9 months - Children	272	480	56.7%	58.3%	59.6%
% of FP17s for the same patient ID Re-attending between 3 & 9 months - Adults	360	702	51.3%	55.4%	55.6%
% of FP17s for Band 1 Urgent Courses	91	1,115	8.2%	8.9%	8.9%
% of FP17s Relating to Free Repair or Replacements	3	1,115	0.3%	0.7%	0.7%
% of FP17s Relating to Continuations	1	1,115	0.1%	0.6%	0.7%
% of Patients satisfied with the dentistry they have received	2	2	N/A	95.4%	93.3%
% of Patients satisfied with the time they had to wait for an appointment	2	2	N/A	90.4%	88.0%

* This is based on patients treated on this contract for their most recent course of treatment. Figures in italics indicate the base number of FP17s or Patient Questionnaire responses are less than 100. N/A is shown where the base number of responses is less than 10 during the period. % is calculated as Quantity/Base number*100

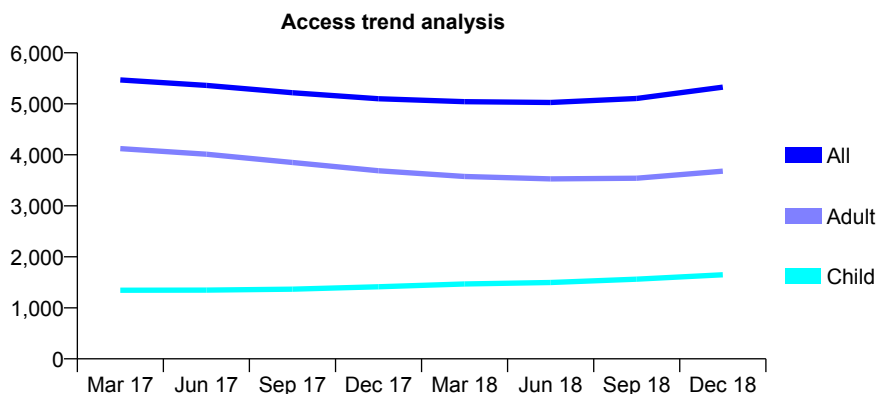
7A6 - Vital Signs At a Glance Contract Report for 190195/0012 - December 2018

Name or company name	Xeon Smiles UK Ltd
Contract type name	GDS Contract
Purpose of contract	General
Contract start date	01/04/2012
Contract end date	

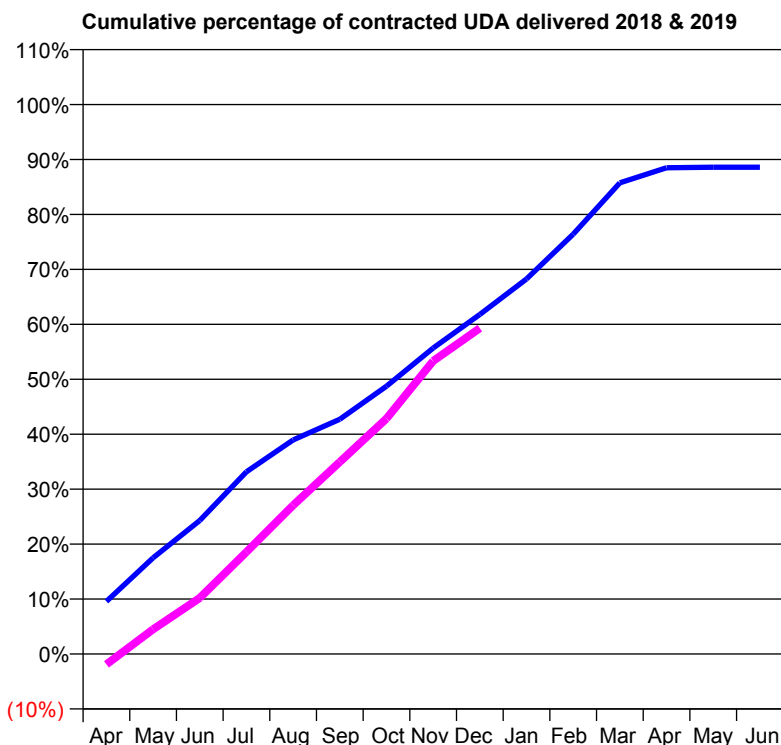
18/19 Contracted general activity (UDA)	18,856
Carry forward general activity (UDA)	1,131
18/19 Contracted orthodontic activity (UOA)	0
Carry forward orthodontic activity (UOA)	0
Baseline contract value	£469,935.73

ACCESS*

Patients seen in 24 months	Total	Change since previous quarter
Quarter ending December 2017	5,100	
Quarter ending March 2018	5,042	↓
Quarter ending June 2018	5,027	→
Quarter ending September 2018	5,104	→
Quarter ending December 2018	5,328	↑
Variance since December 2017	4.5%	↑



ACTIVITY



Month	Adjusted Scheduled Activity (UDA)	
	2018	2019
April	1,804	-359
May	3,302	848
June	4,585	1,925
July	6,251	3,504
August	7,344	5,106
September	8,055	6,591
October	9,191	8,080
November	10,501	10,054
December	11,650	11,183
January	12,871	
February	14,405	
March	16,168	
April	16,687	
May	16,706	
June	16,705	

QUALITY

	Quantity	Base Number	Contract	LHB	Wales
% of FP17s for the same patient ID Re-attending within 3 months - Children	165	1,919	8.6%	8.5%	10.9%
% of FP17s for the same patient ID Re-attending within 3 months - Adults	522	4,277	12.2%	14.4%	15.6%
% of FP17s for the same patient ID Re-attending between 3 & 9 months - Children	1,146	1,919	59.7%	58.3%	59.6%
% of FP17s for the same patient ID Re-attending between 3 & 9 months - Adults	2,547	4,277	59.6%	55.4%	55.6%
% of FP17s for Band 1 Urgent Courses	401	5,973	6.7%	8.9%	8.9%
% of FP17s Relating to Free Repair or Replacements	69	5,973	1.2%	0.7%	0.7%
% of FP17s Relating to Continuations	11	5,973	0.2%	0.6%	0.7%
% of Patients satisfied with the dentistry they have received	8	8	N/A	95.4%	93.3%
% of Patients satisfied with the time they had to wait for an appointment	6	8	N/A	90.4%	88.0%

* This is based on patients treated on this contract for their most recent course of treatment. Figures in italics indicate the base number of FP17s or Patient Questionnaire responses are less than 100. N/A is shown where the base number of responses is less than 10 during the period. % is calculated as Quantity/Base number*100

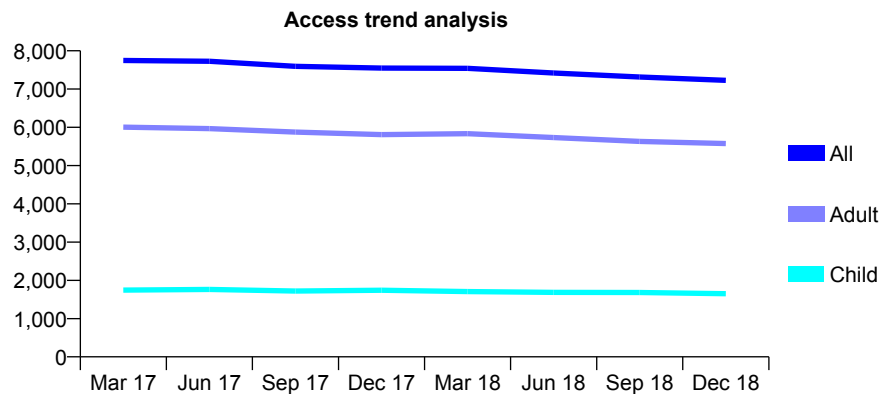
7A6 - Vital Signs At a Glance Contract Report for 190195/0014 - December 2018

Name or company name	Xeon Smiles UK Ltd
Contract type name	GDS Contract
Purpose of contract	General
Contract start date	01/04/2012
Contract end date	

18/19 Contracted general activity (UDA)	24,172
Carry forward general activity (UDA)	287
18/19 Contracted orthodontic activity (UOA)	0
Carry forward orthodontic activity (UOA)	0
Baseline contract value	£664,422.66

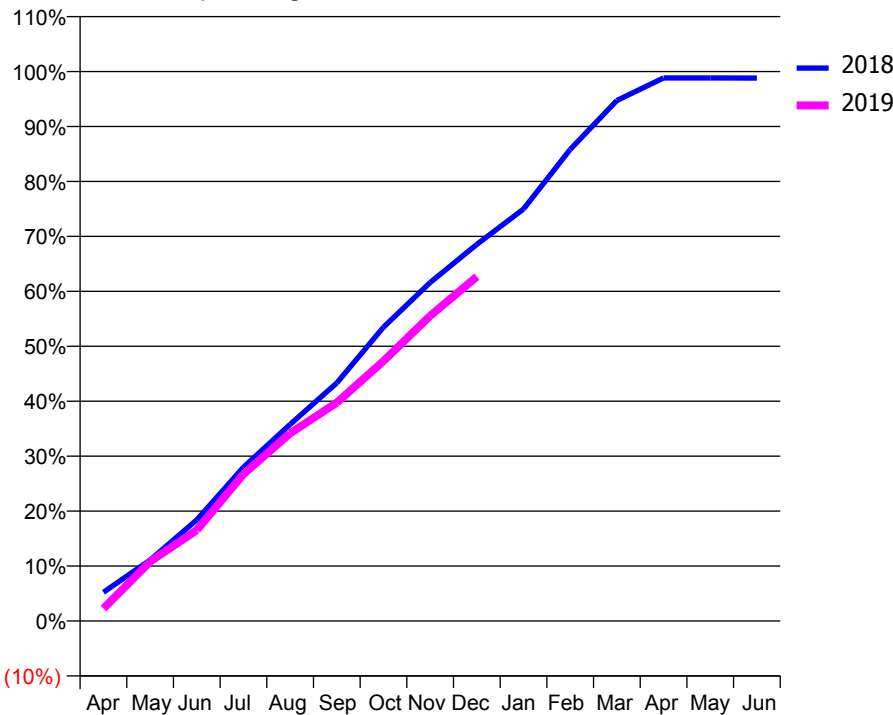
ACCESS*

Patients seen in 24 months	Total	Change since previous quarter
Quarter ending December 2017	7,550	
Quarter ending March 2018	7,542	→
Quarter ending June 2018	7,418	↓
Quarter ending September 2018	7,314	↓
Quarter ending December 2018	7,227	↓
Variance since December 2017	(4.3%)	↓



ACTIVITY

Cumulative percentage of contracted UDA delivered 2018 & 2019



Month	Adjusted Scheduled Activity (UDA)	
	2018	2019
April	1,264	546
May	2,684	2,613
June	4,451	3,999
July	6,766	6,459
August	8,652	8,256
September	10,471	9,602
October	12,924	11,433
November	14,892	13,421
December	16,567	15,146
January	18,123	
February	20,743	
March	22,896	
April	23,887	
May	23,886	
June	23,880	

QUALITY

	Quantity	Base Number	Contract	LHB	Wales
% of FP17s for the same patient ID Re-attending within 3 months - Children	66	1,626	4.1%	8.5%	10.9%
% of FP17s for the same patient ID Re-attending within 3 months - Adults	623	5,830	10.7%	14.4%	15.6%
% of FP17s for the same patient ID Re-attending between 3 & 9 months - Children	1,005	1,626	61.8%	58.3%	59.6%
% of FP17s for the same patient ID Re-attending between 3 & 9 months - Adults	3,767	5,830	64.6%	55.4%	55.6%
% of FP17s for Band 1 Urgent Courses	247	7,139	3.5%	8.9%	8.9%
% of FP17s Relating to Free Repair or Replacements	40	7,139	0.6%	0.7%	0.7%
% of FP17s Relating to Continuations	3	7,139	0.0%	0.6%	0.7%
% of Patients satisfied with the dentistry they have received	15	16	93.8%	95.4%	93.3%
% of Patients satisfied with the time they had to wait for an appointment	14	16	87.5%	90.4%	88.0%

* This is based on patients treated on this contract for their most recent course of treatment. Figures in italics indicate the base number of FP17s or Patient Questionnaire responses are less than 100. N/A is shown where the base number of responses is less than 10 during the period. % is calculated as Quantity/Base number*100

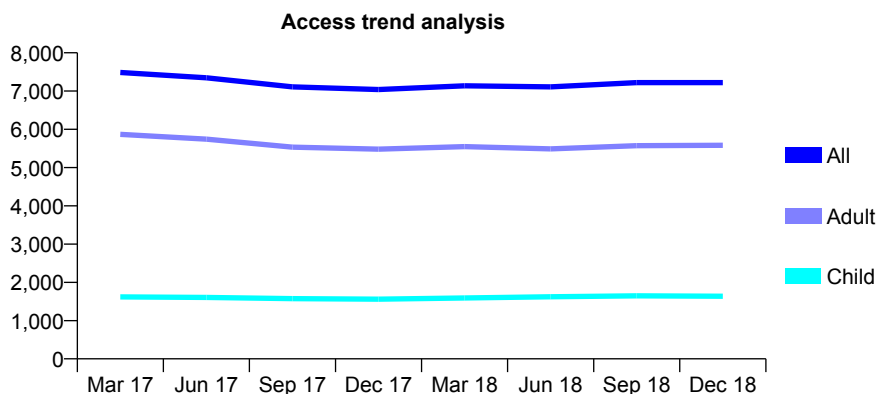
7A6 - Vital Signs At a Glance Contract Report for 190195/0015 - December 2018

Name or company name	Xeon Smiles UK Ltd
Contract type name	GDS Contract
Purpose of contract	General
Contract start date	01/04/2012
Contract end date	

18/19 Contracted general activity (UDA)	24,572
Carry forward general activity (UDA)	1,474
18/19 Contracted orthodontic activity (UOA)	0
Carry forward orthodontic activity (UOA)	0
Baseline contract value	£687,316.72

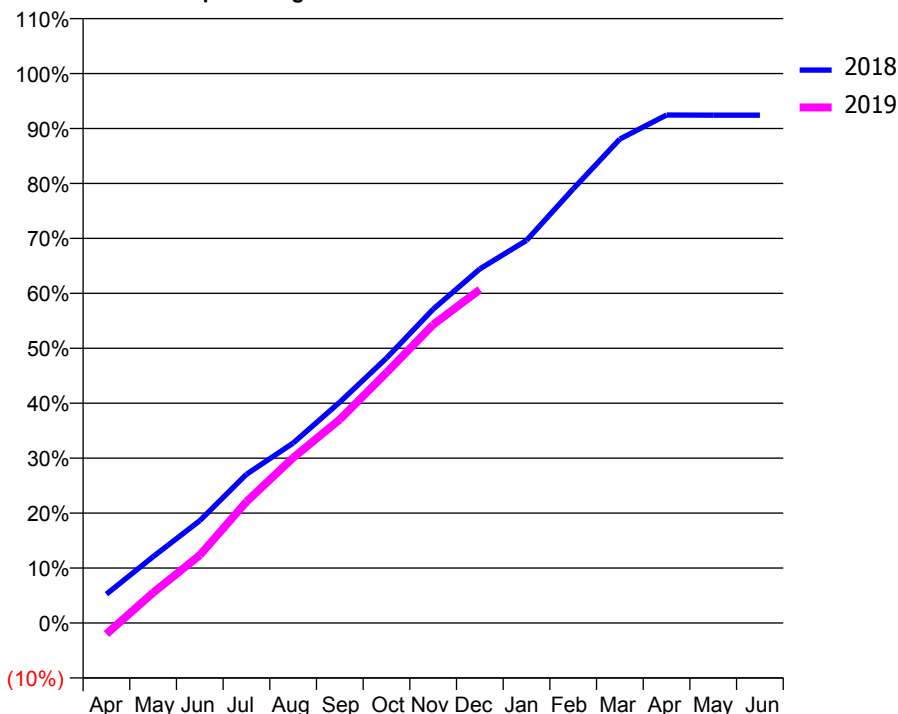
ACCESS*

Patients seen in 24 months	Total	Change since previous quarter
Quarter ending December 2017	7,040	
Quarter ending March 2018	7,137	→
Quarter ending June 2018	7,111	→
Quarter ending September 2018	7,221	→
Quarter ending December 2018	7,221	→
Variance since December 2017	2.6%	↑



ACTIVITY

Cumulative percentage of contracted UDA delivered 2018 & 2019



Month	Adjusted Scheduled Activity (UDA)	
	2018	2019
April	1,290	-500
May	2,967	1,357
June	4,576	3,032
July	6,653	5,421
August	8,048	7,391
September	9,879	9,105
October	11,843	11,194
November	14,033	13,339
December	15,835	14,912
January	17,108	
February	19,413	
March	21,645	
April	22,716	
May	22,707	
June	22,710	

QUALITY

	Quantity	Base Number	Contract	LHB	Wales
% of FP17s for the same patient ID Re-attending within 3 months - Children	104	1,740	6.0%	8.5%	10.9%
% of FP17s for the same patient ID Re-attending within 3 months - Adults	815	5,996	13.6%	14.4%	15.6%
% of FP17s for the same patient ID Re-attending between 3 & 9 months - Children	997	1,740	57.3%	58.3%	59.6%
% of FP17s for the same patient ID Re-attending between 3 & 9 months - Adults	3,266	5,996	54.5%	55.4%	55.6%
% of FP17s for Band 1 Urgent Courses	726	7,322	9.9%	8.9%	8.9%
% of FP17s Relating to Free Repair or Replacements	57	7,322	0.8%	0.7%	0.7%
% of FP17s Relating to Continuations	24	7,322	0.3%	0.6%	0.7%
% of Patients satisfied with the dentistry they have received	17	18	94.4%	95.4%	93.3%
% of Patients satisfied with the time they had to wait for an appointment	17	18	94.4%	90.4%	88.0%

* This is based on patients treated on this contract for their most recent course of treatment. Figures in italics indicate the base number of FP17s or Patient Questionnaire responses are less than 100. N/A is shown where the base number of responses is less than 10 during the period. % is calculated as Quantity/Base number*100

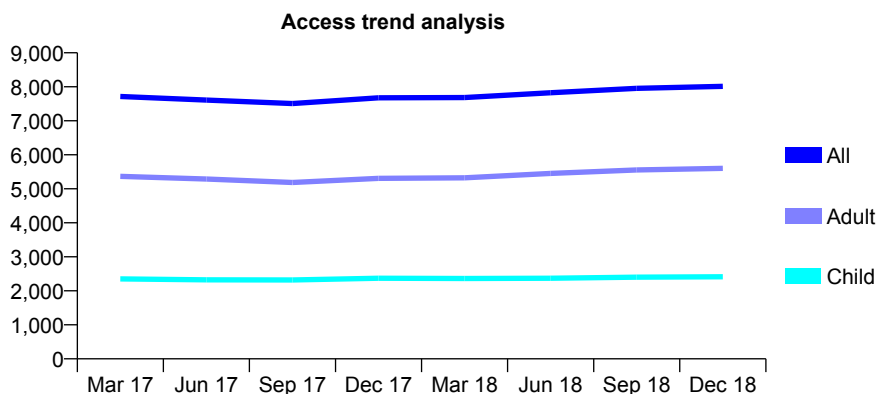
7A6 - Vital Signs At a Glance Contract Report for 190195/0020 - December 2018

Name or company name	Xeon Smiles UK Ltd
Contract type name	GDS Contract
Purpose of contract	General
Contract start date	18/07/2012
Contract end date	

18/19 Contracted general activity (UDA)	20,705
Carry forward general activity (UDA)	929
18/19 Contracted orthodontic activity (UOA)	0
Carry forward orthodontic activity (UOA)	0
Baseline contract value	£555,955.87

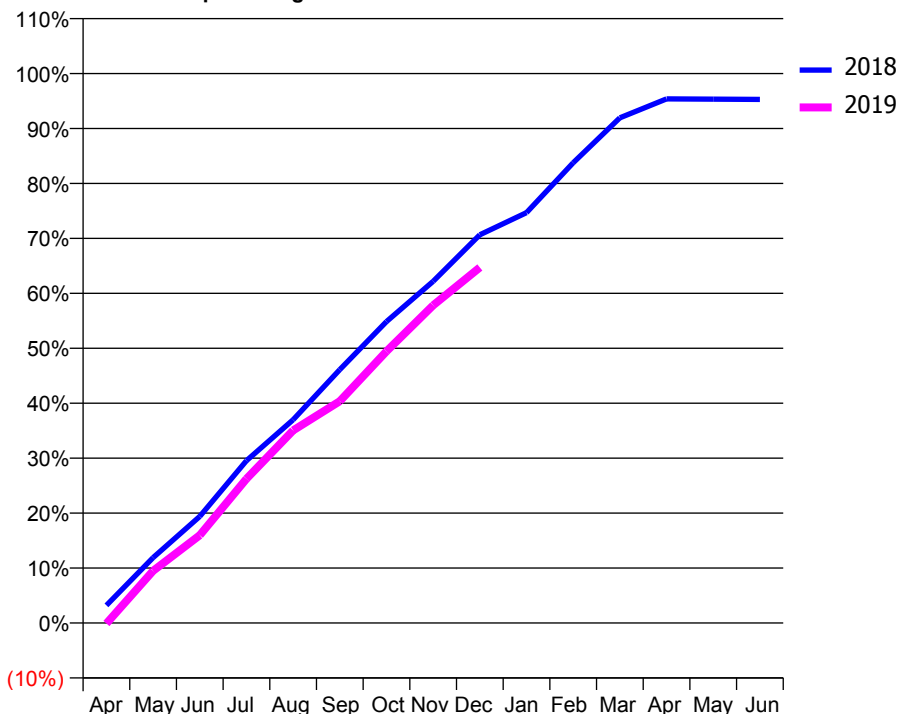
ACCESS*

Patients seen in 24 months	Total	Change since previous quarter
Quarter ending December 2017	7,677	
Quarter ending March 2018	7,684	→
Quarter ending June 2018	7,825	→
Quarter ending September 2018	7,956	→
Quarter ending December 2018	8,014	→
Variance since December 2017	4.4%	↑



ACTIVITY

Cumulative percentage of contracted UDA delivered 2018 & 2019



Month	Adjusted Scheduled Activity (UDA)	
	2018	2019
April	668	-25
May	2,462	1,966
June	4,017	3,311
July	6,117	5,436
August	7,660	7,256
September	9,550	8,360
October	11,357	10,240
November	12,874	11,970
December	14,628	13,400
January	15,460	
February	17,343	
March	19,036	
April	19,747	
May	19,740	
June	19,730	

QUALITY

	Quantity	Base Number	Contract	LHB	Wales
% of FP17s for the same patient ID Re-attending within 3 months - Children	133	2,450	5.4%	8.5%	10.9%
% of FP17s for the same patient ID Re-attending within 3 months - Adults	562	5,580	10.1%	14.4%	15.6%
% of FP17s for the same patient ID Re-attending between 3 & 9 months - Children	1,284	2,450	52.4%	58.3%	59.6%
% of FP17s for the same patient ID Re-attending between 3 & 9 months - Adults	2,945	5,580	52.8%	55.4%	55.6%
% of FP17s for Band 1 Urgent Courses	712	7,728	9.2%	8.9%	8.9%
% of FP17s Relating to Free Repair or Replacements	48	7,728	0.6%	0.7%	0.7%
% of FP17s Relating to Continuations	2	7,728	0.0%	0.6%	0.7%
% of Patients satisfied with the dentistry they have received	18	18	100.0%	95.4%	93.3%
% of Patients satisfied with the time they had to wait for an appointment	15	18	83.3%	90.4%	88.0%

* This is based on patients treated on this contract for their most recent course of treatment. Figures in italics indicate the base number of FP17s or Patient Questionnaire responses are less than 100. N/A is shown where the base number of responses is less than 10 during the period. % is calculated as Quantity/Base number*100

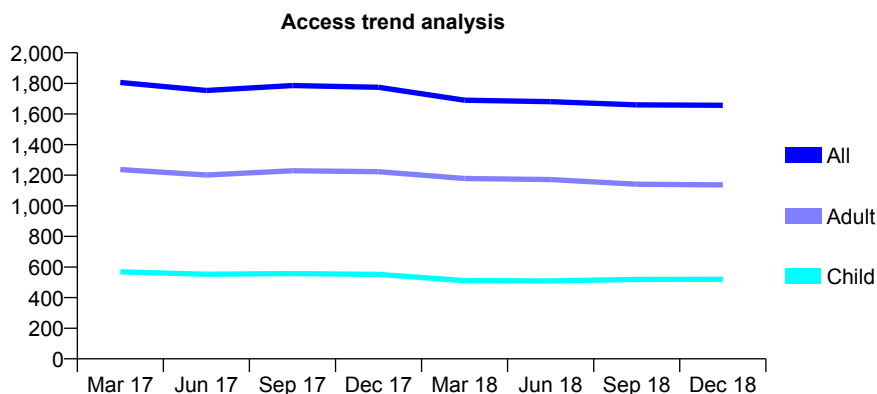
7A6 - Vital Signs At a Glance Contract Report for 190535/0001 - December 2018

Name or company name	Cwmbran Dental Spa
Contract type name	GDS Contract
Purpose of contract	General
Contract start date	01/04/2012
Contract end date	

18/19 Contracted general activity (UDA)	7,032
Carry forward general activity (UDA)	141
18/19 Contracted orthodontic activity (UOA)	0
Carry forward orthodontic activity (UOA)	0
Baseline contract value	£181,265.21

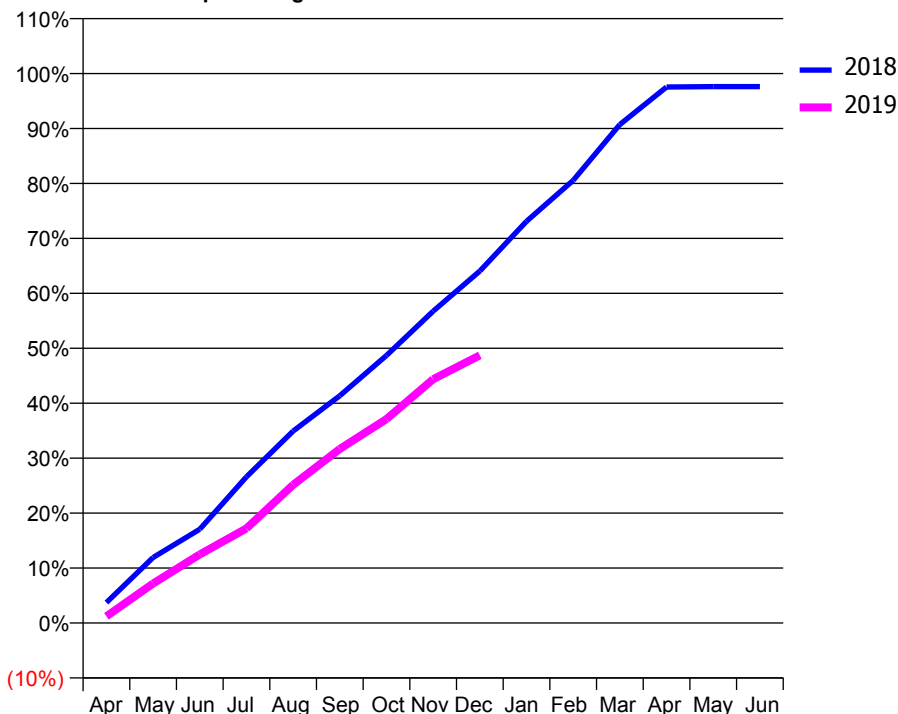
ACCESS*

Patients seen in 24 months	Total	Change since previous quarter
Quarter ending December 2017	1,775	
Quarter ending March 2018	1,690	↓
Quarter ending June 2018	1,681	→
Quarter ending September 2018	1,660	↓
Quarter ending December 2018	1,657	→
Variance since December 2017	(6.6%)	↓



ACTIVITY

Cumulative percentage of contracted UDA delivered 2018 & 2019



Month	Adjusted Scheduled Activity (UDA)	
	2018	2019
April	226	86
May	725	506
June	1,038	878
July	1,618	1,211
August	2,124	1,768
September	2,515	2,229
October	2,962	2,610
November	3,451	3,120
December	3,896	3,426
January	4,447	
February	4,899	
March	5,518	
April	5,932	
May	5,936	
June	5,936	

QUALITY

	Quantity	Base Number	Contract	LHB	Wales
% of FP17s for the same patient ID Re-attending within 3 months - Children	35	616	5.7%	8.5%	10.9%
% of FP17s for the same patient ID Re-attending within 3 months - Adults	171	1,312	13.0%	14.4%	15.6%
% of FP17s for the same patient ID Re-attending between 3 & 9 months - Children	345	616	56.0%	58.3%	59.6%
% of FP17s for the same patient ID Re-attending between 3 & 9 months - Adults	751	1,312	57.2%	55.4%	55.6%
% of FP17s for Band 1 Urgent Courses	126	1,813	6.9%	8.9%	8.9%
% of FP17s Relating to Free Repair or Replacements	22	1,813	1.2%	0.7%	0.7%
% of FP17s Relating to Continuations	13	1,813	0.7%	0.6%	0.7%
% of Patients satisfied with the dentistry they have received	2	2	N/A	95.4%	93.3%
% of Patients satisfied with the time they had to wait for an appointment	2	2	N/A	90.4%	88.0%

* This is based on patients treated on this contract for their most recent course of treatment. Figures in italics indicate the base number of FP17s or Patient Questionnaire responses are less than 100. N/A is shown where the base number of responses is less than 10 during the period. % is calculated as Quantity/Base number*100

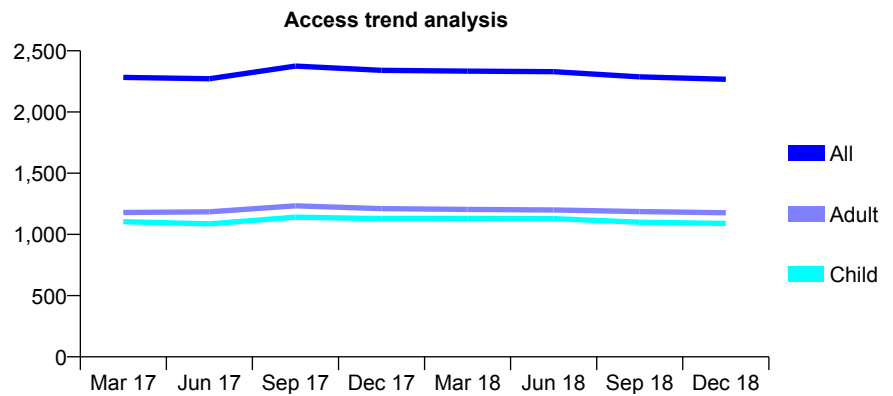
7A6 - Vital Signs At a Glance Contract Report for 194034/0001 - December 2018

Name or company name	Melin Ltd
Contract type name	Pilot Contract
Purpose of contract	General and Orthodontic
Contract start date	01/03/2011
Contract end date	

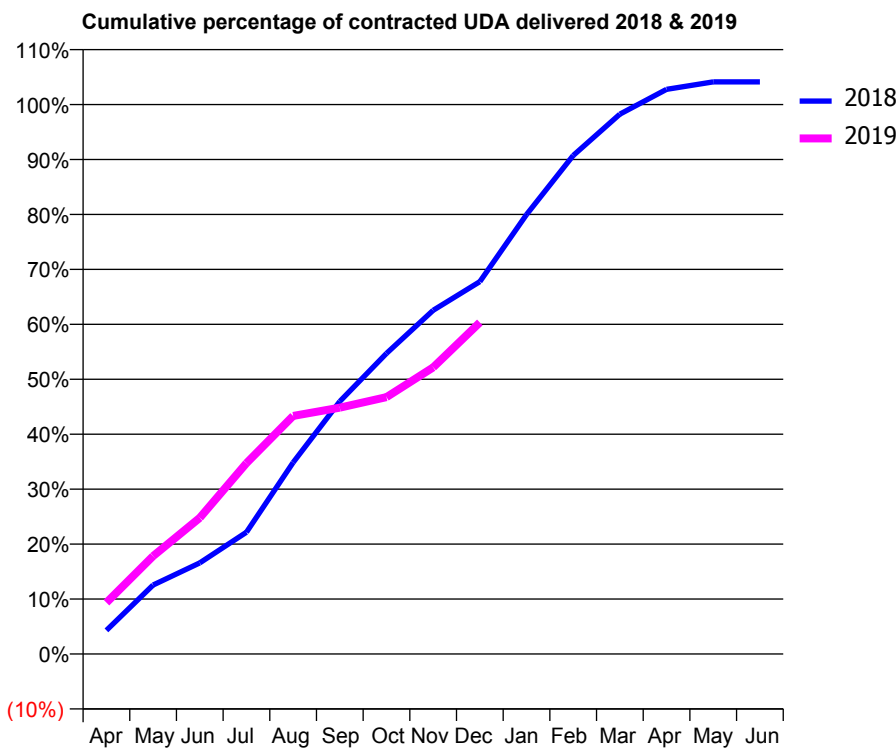
18/19 Contracted general activity (UDA)	7,446
Carry forward general activity (UDA)	-372
18/19 Contracted orthodontic activity (UOA)	1,779
Carry forward orthodontic activity (UOA)	-87
Baseline contract value	£287,544.62

ACCESS*

Patients seen in 24 months	Total	Change since previous quarter
Quarter ending December 2017	2,340	
Quarter ending March 2018	2,334	→
Quarter ending June 2018	2,329	→
Quarter ending September 2018	2,287	↓
Quarter ending December 2018	2,267	→
Variance since December 2017	(3.1%)	↓



ACTIVITY



Month	Adjusted Scheduled Activity (UDA)	
	2018	2019
April	321	697
May	935	1,327
June	1,234	1,847
July	1,651	2,586
August	2,596	3,227
September	3,423	3,337
October	4,073	3,482
November	4,658	3,884
December	5,045	4,492
January	5,955	
February	6,754	
March	7,314	
April	7,652	
May	7,753	
June	7,753	

QUALITY

	Quantity	Base Number	Contract	LHB	Wales
% of FP17s for the same patient ID Re-attending within 3 months - Children	231	1,510	15.3%	8.5%	10.9%
% of FP17s for the same patient ID Re-attending within 3 months - Adults	252	1,280	19.7%	14.4%	15.6%
% of FP17s for the same patient ID Re-attending between 3 & 9 months - Children	923	1,510	61.1%	58.3%	59.6%
% of FP17s for the same patient ID Re-attending between 3 & 9 months - Adults	817	1,280	63.8%	55.4%	55.6%
% of FP17s for Band 1 Urgent Courses	119	2,283	5.2%	8.9%	8.9%
% of FP17s Relating to Free Repair or Replacements	6	2,283	0.3%	0.7%	0.7%
% of FP17s Relating to Continuations	2	2,283	0.1%	0.6%	0.7%
% of Patients satisfied with the dentistry they have received	4	5	N/A	95.4%	93.3%
% of Patients satisfied with the time they had to wait for an appointment	5	5	N/A	90.4%	88.0%

* This is based on patients treated on this contract for their most recent course of treatment. Figures in italics indicate the base number of FP17s or Patient Questionnaire responses are less than 100. N/A is shown where the base number of responses is less than 10 during the period. % is calculated as Quantity/Base number*100

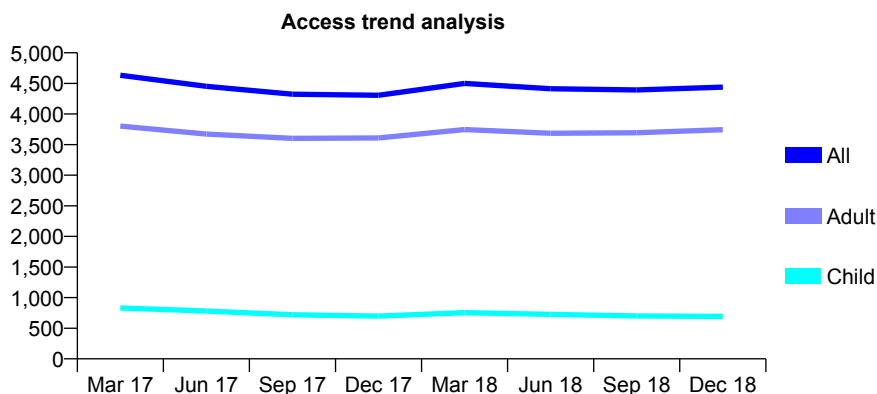
7A6 - Vital Signs At a Glance Contract Report for 197599/0001 - December 2018

Name or company name	Ali Jahanfar & Regina Appah
Contract type name	GDS Contract
Purpose of contract	General
Contract start date	01/12/2009
Contract end date	

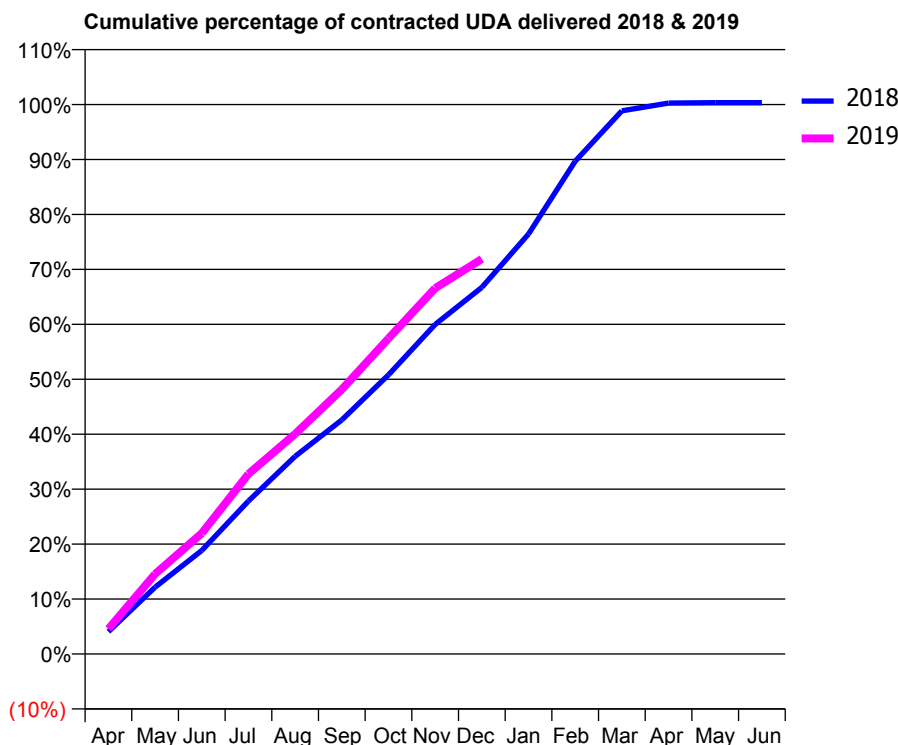
18/19 Contracted general activity (UDA)	13,299
Carry forward general activity (UDA)	-47
18/19 Contracted orthodontic activity (UOA)	0
Carry forward orthodontic activity (UOA)	0
Baseline contract value	£315,125.69

ACCESS*

Patients seen in 24 months	Total	Change since previous quarter
Quarter ending December 2017	4,307	
Quarter ending March 2018	4,500	↑
Quarter ending June 2018	4,412	↓
Quarter ending September 2018	4,394	→
Quarter ending December 2018	4,438	→
Variance since December 2017	3.0%	↑



ACTIVITY



Month	Adjusted Scheduled Activity (UDA)	
	2018	2019
April	541	608
May	1,618	1,938
June	2,506	2,923
July	3,704	4,360
August	4,783	5,327
September	5,665	6,404
October	6,758	7,638
November	7,976	8,855
December	8,875	9,560
January	10,165	
February	11,928	
March	13,148	
April	13,332	
May	13,344	
June	13,344	

QUALITY

	Quantity	Base Number	Contract	LHB	Wales
% of FP17s for the same patient ID Re-attending within 3 months - Children	68	694	9.8%	8.5%	10.9%
% of FP17s for the same patient ID Re-attending within 3 months - Adults	424	3,797	11.2%	14.4%	15.6%
% of FP17s for the same patient ID Re-attending between 3 & 9 months - Children	318	694	45.8%	58.3%	59.6%
% of FP17s for the same patient ID Re-attending between 3 & 9 months - Adults	1,884	3,797	49.6%	55.4%	55.6%
% of FP17s for Band 1 Urgent Courses	354	4,430	8.0%	8.9%	8.9%
% of FP17s Relating to Free Repair or Replacements	74	4,430	1.7%	0.7%	0.7%
% of FP17s Relating to Continuations	43	4,430	1.0%	0.6%	0.7%
% of Patients satisfied with the dentistry they have received	2	2	N/A	95.4%	93.3%
% of Patients satisfied with the time they had to wait for an appointment	2	2	N/A	90.4%	88.0%

* This is based on patients treated on this contract for their most recent course of treatment. Figures in italics indicate the base number of FP17s or Patient Questionnaire responses are less than 100. N/A is shown where the base number of responses is less than 10 during the period. % is calculated as Quantity/Base number*100

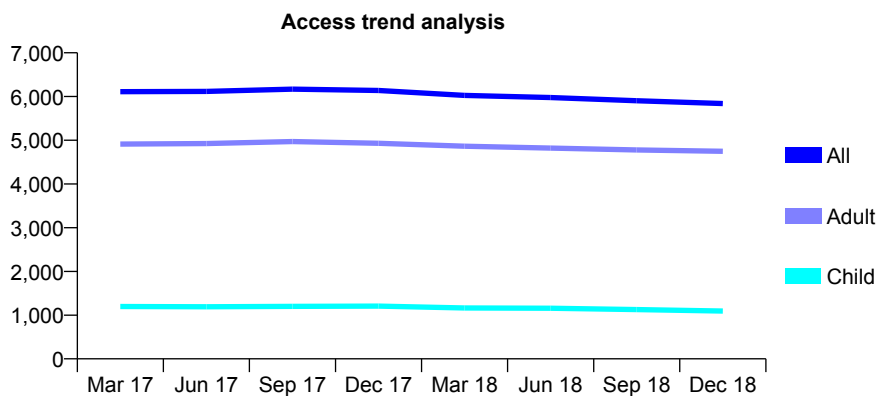
7A6 - Vital Signs At a Glance Contract Report for 199273/0001 - December 2018

Name or company name	Risca Dental Practice Limited
Contract type name	GDS Contract
Purpose of contract	General
Contract start date	01/09/2012
Contract end date	

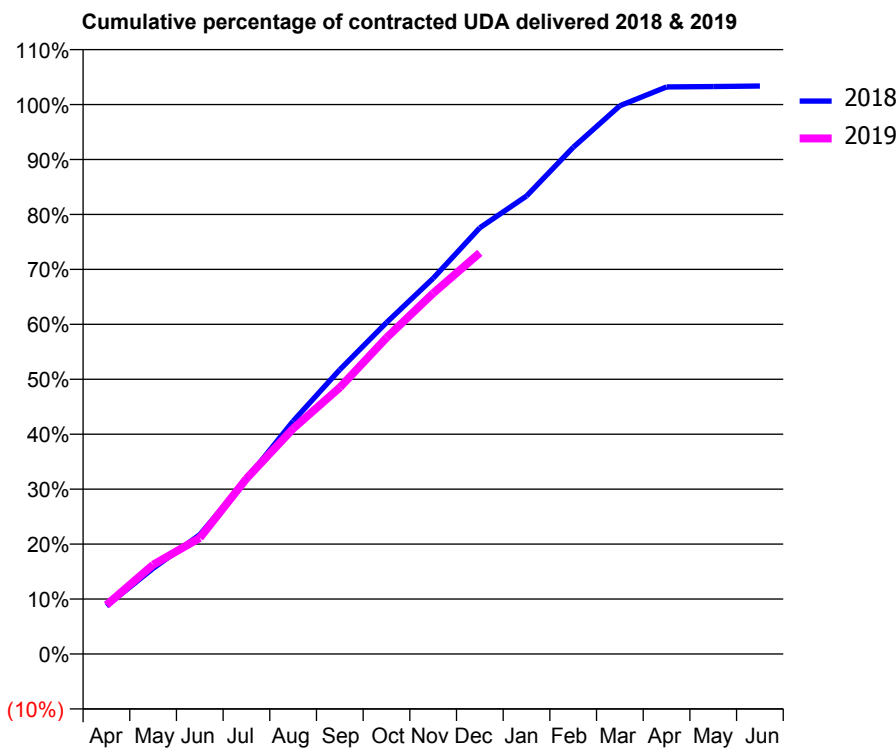
18/19 Contracted general activity (UDA)	18,412
Carry forward general activity (UDA)	-642
18/19 Contracted orthodontic activity (UOA)	0
Carry forward orthodontic activity (UOA)	0
Baseline contract value	£482,622.00

ACCESS*

Patients seen in 24 months	Total	Change since previous quarter
Quarter ending December 2017	6,137	
Quarter ending March 2018	6,027	↓
Quarter ending June 2018	5,978	→
Quarter ending September 2018	5,905	↓
Quarter ending December 2018	5,840	↓
Variance since December 2017	(4.8%)	↓



ACTIVITY



Month	Adjusted Scheduled Activity (UDA)	
	2018	2019
April	1,613	1,641
May	2,870	2,991
June	3,997	3,890
July	5,860	5,879
August	7,806	7,551
September	9,528	8,927
October	11,107	10,594
November	12,589	12,088
December	14,282	13,443
January	15,344	
February	16,977	
March	18,369	
April	19,001	
May	19,014	
June	19,030	

QUALITY

	Quantity	Base Number	Contract	LHB	Wales
% of FP17s for the same patient ID Re-attending within 3 months - Children	82	1,343	6.1%	8.5%	10.9%
% of FP17s for the same patient ID Re-attending within 3 months - Adults	899	5,437	16.5%	14.4%	15.6%
% of FP17s for the same patient ID Re-attending between 3 & 9 months - Children	930	1,343	69.2%	58.3%	59.6%
% of FP17s for the same patient ID Re-attending between 3 & 9 months - Adults	2,895	5,437	53.2%	55.4%	55.6%
% of FP17s for Band 1 Urgent Courses	740	6,471	11.4%	8.9%	8.9%
% of FP17s Relating to Free Repair or Replacements	43	6,471	0.7%	0.7%	0.7%
% of FP17s Relating to Continuations	55	6,471	0.8%	0.6%	0.7%
% of Patients satisfied with the dentistry they have received	8	10	80.0%	95.4%	93.3%
% of Patients satisfied with the time they had to wait for an appointment	9	10	90.0%	90.4%	88.0%

* This is based on patients treated on this contract for their most recent course of treatment. Figures in italics indicate the base number of FP17s or Patient Questionnaire responses are less than 100. N/A is shown where the base number of responses is less than 10 during the period. % is calculated as Quantity/Base number*100

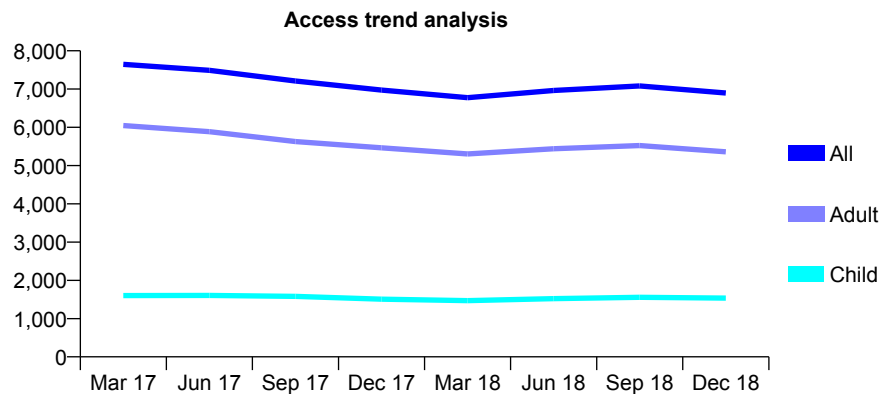
7A6 - Vital Signs At a Glance Contract Report for 199915/0004 - December 2018

Name or company name	IDH 441 to 444 Ltd
Contract type name	GDS Contract
Purpose of contract	General
Contract start date	01/04/2010
Contract end date	

18/19 Contracted general activity (UDA)	26,938
Carry forward general activity (UDA)	0
18/19 Contracted orthodontic activity (UOA)	0
Carry forward orthodontic activity (UOA)	0
Baseline contract value	£671,130.62

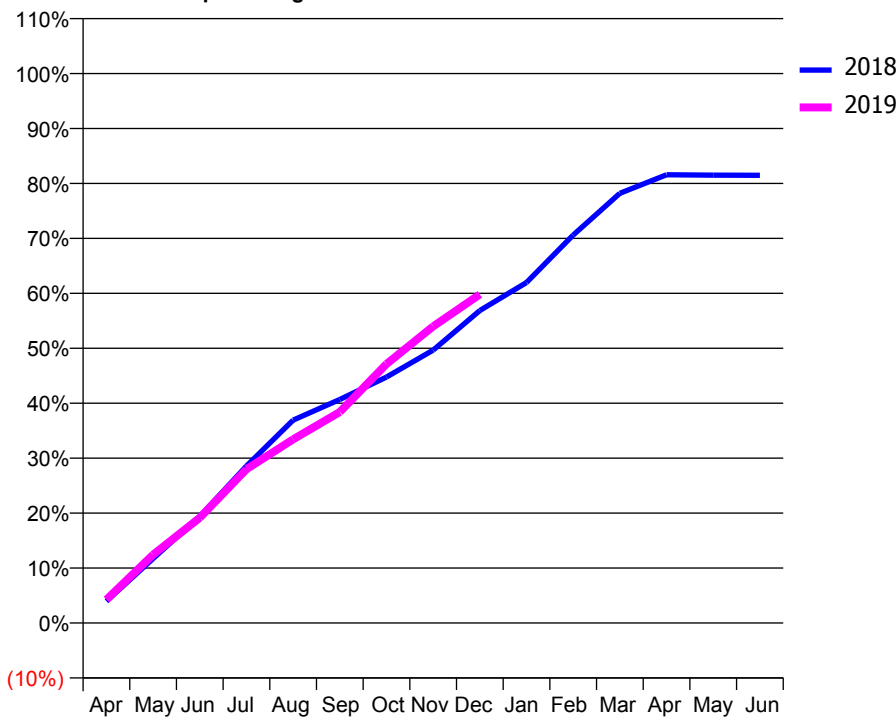
ACCESS*

Patients seen in 24 months	Total	Change since previous quarter
Quarter ending December 2017	6,973	
Quarter ending March 2018	6,774	↓
Quarter ending June 2018	6,963	↑
Quarter ending September 2018	7,080	→
Quarter ending December 2018	6,897	↓
Variance since December 2017	(1.1%)	↓



ACTIVITY

Cumulative percentage of contracted UDA delivered 2018 & 2019



Month	Adjusted Scheduled Activity (UDA)	
	2018	2019
April	970	1,147
May	2,874	3,348
June	4,753	5,160
July	7,001	7,538
August	9,045	9,005
September	9,968	10,343
October	10,964	12,698
November	12,170	14,541
December	13,932	16,107
January	15,184	
February	17,296	
March	19,161	
April	19,988	
May	19,966	
June	19,961	

QUALITY

	Quantity	Base Number	Contract	LHB	Wales
% of FP17s for the same patient ID Re-attending within 3 months - Children	70	1,629	4.3%	8.5%	10.9%
% of FP17s for the same patient ID Re-attending within 3 months - Adults	356	5,534	6.4%	14.4%	15.6%
% of FP17s for the same patient ID Re-attending between 3 & 9 months - Children	807	1,629	49.5%	58.3%	59.6%
% of FP17s for the same patient ID Re-attending between 3 & 9 months - Adults	2,693	5,534	48.7%	55.4%	55.6%
% of FP17s for Band 1 Urgent Courses	127	6,853	1.9%	8.9%	8.9%
% of FP17s Relating to Free Repair or Replacements	34	6,853	0.5%	0.7%	0.7%
% of FP17s Relating to Continuations	74	6,853	1.1%	0.6%	0.7%
% of Patients satisfied with the dentistry they have received	19	19	100.0%	95.4%	93.3%
% of Patients satisfied with the time they had to wait for an appointment	15	19	78.9%	90.4%	88.0%

* This is based on patients treated on this contract for their most recent course of treatment. Figures in italics indicate the base number of FP17s or Patient Questionnaire responses are less than 100. N/A is shown where the base number of responses is less than 10 during the period. % is calculated as Quantity/Base number*100

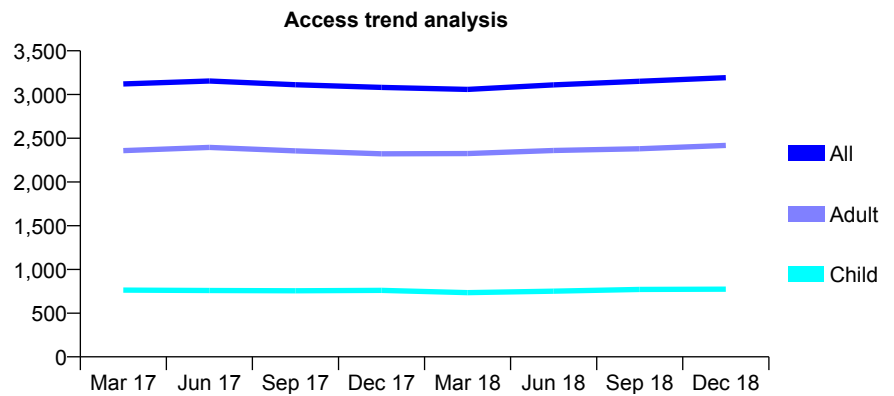
7A6 - Vital Signs At a Glance Contract Report for 220566/0001 - December 2018

Name or company name	MR EH CRONIN
Contract type name	Pilot Contract
Purpose of contract	General
Contract start date	01/10/2007
Contract end date	

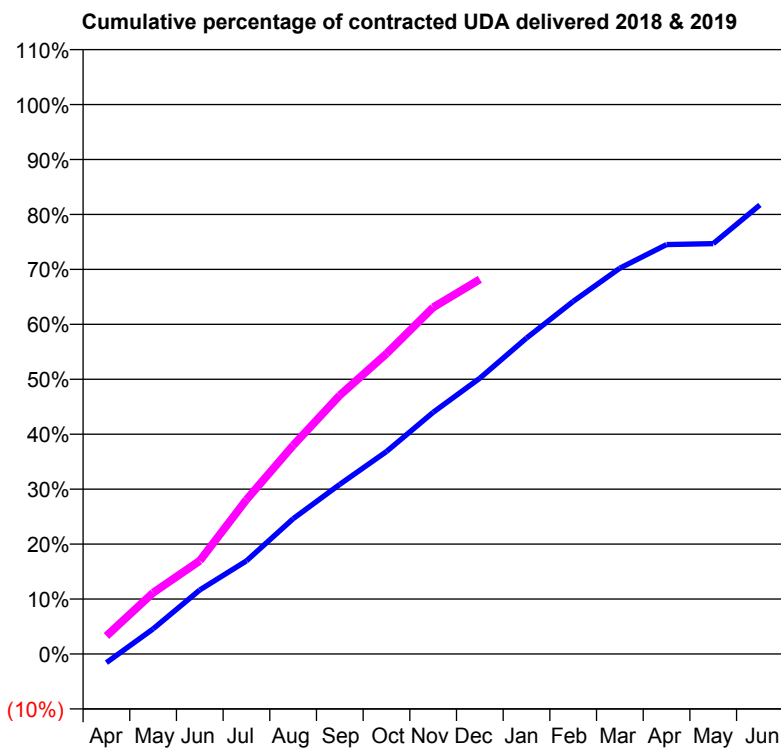
18/19 Contracted general activity (UDA)	8,431
Carry forward general activity (UDA)	0
18/19 Contracted orthodontic activity (UOA)	0
Carry forward orthodontic activity (UOA)	0
Baseline contract value	£225,907.71

ACCESS*

Patients seen in 24 months	Total	Change since previous quarter
Quarter ending December 2017	3,082	
Quarter ending March 2018	3,059	→
Quarter ending June 2018	3,111	→
Quarter ending September 2018	3,151	→
Quarter ending December 2018	3,192	→
Variance since December 2017	3.6%	↑



ACTIVITY



Month	Adjusted Scheduled Activity (UDA)	
	2018	2019
April	-146	276
May	420	940
June	1,068	1,432
July	1,554	2,369
August	2,257	3,201
September	2,830	3,970
October	3,379	4,609
November	4,031	5,318
December	4,601	5,749
January	5,270	
February	5,881	
March	6,435	
April	6,829	
May	6,845	
June	7,490	

QUALITY

	Quantity	Base Number	Contract	LHB	Wales
% of FP17s for the same patient ID Re-attending within 3 months - Children	46	842	5.5%	8.5%	10.9%
% of FP17s for the same patient ID Re-attending within 3 months - Adults	279	2,360	11.8%	14.4%	15.6%
% of FP17s for the same patient ID Re-attending between 3 & 9 months - Children	388	842	46.1%	58.3%	59.6%
% of FP17s for the same patient ID Re-attending between 3 & 9 months - Adults	975	2,360	41.3%	55.4%	55.6%
% of FP17s for Band 1 Urgent Courses	161	2,854	5.6%	8.9%	8.9%
% of FP17s Relating to Free Repair or Replacements	16	2,854	0.6%	0.7%	0.7%
% of FP17s Relating to Continuations	31	2,854	1.1%	0.6%	0.7%
% of Patients satisfied with the dentistry they have received	3	4	N/A	95.4%	93.3%
% of Patients satisfied with the time they had to wait for an appointment	2	4	N/A	90.4%	88.0%

* This is based on patients treated on this contract for their most recent course of treatment. Figures in italics indicate the base number of FP17s or Patient Questionnaire responses are less than 100. N/A is shown where the base number of responses is less than 10 during the period. % is calculated as Quantity/Base number*100

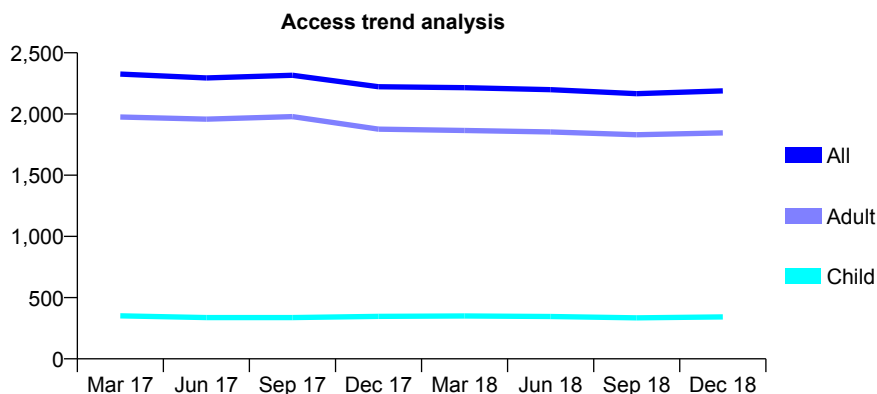
7A6 - Vital Signs At a Glance Contract Report for 234567/0001 - December 2018

Name or company name	MR PA HAWKINS
Contract type name	GDS Contract
Purpose of contract	General
Contract start date	01/04/2006
Contract end date	

18/19 Contracted general activity (UDA)	5,678
Carry forward general activity (UDA)	-164
18/19 Contracted orthodontic activity (UOA)	0
Carry forward orthodontic activity (UOA)	0
Baseline contract value	£145,792.67

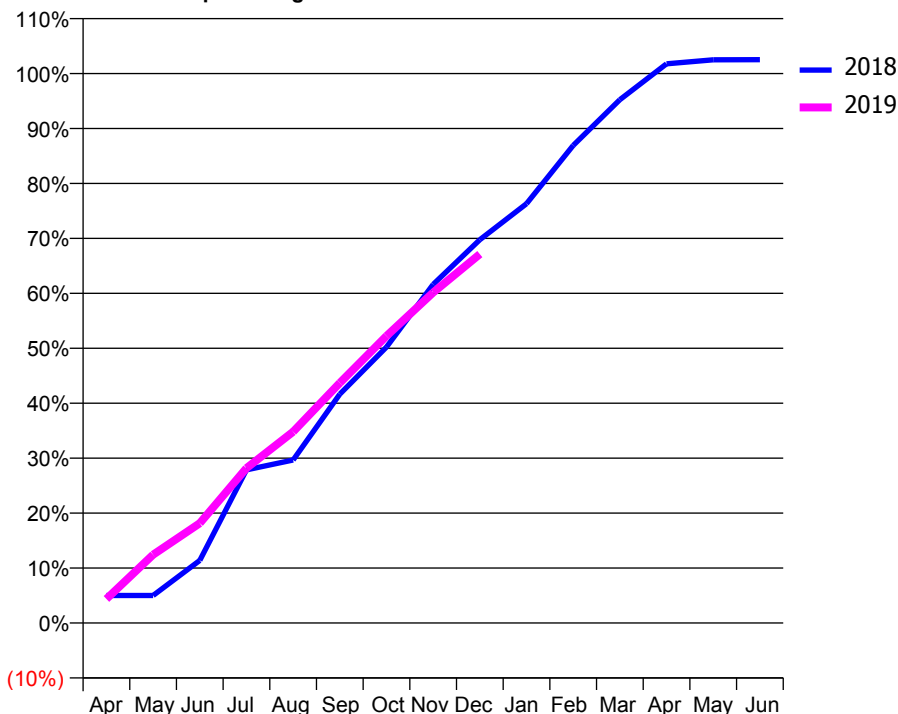
ACCESS*

Patients seen in 24 months	Total	Change since previous quarter
Quarter ending December 2017	2,223	
Quarter ending March 2018	2,215	→
Quarter ending June 2018	2,199	→
Quarter ending September 2018	2,166	↓
Quarter ending December 2018	2,189	→
Variance since December 2017	(1.5%)	↓



ACTIVITY

Cumulative percentage of contracted UDA delivered 2018 & 2019



Month	Adjusted Scheduled Activity (UDA)	
	2018	2019
April	284	249
May	284	707
June	648	1,031
July	1,582	1,600
August	1,684	1,976
September	2,366	2,480
October	2,851	2,966
November	3,499	3,415
December	3,960	3,812
January	4,333	
February	4,935	
March	5,407	
April	5,778	
May	5,820	
June	5,821	

QUALITY

	Quantity	Base Number	Contract	LHB	Wales
% of FP17s for the same patient ID Re-attending within 3 months - Children	22	349	6.3%	8.5%	10.9%
% of FP17s for the same patient ID Re-attending within 3 months - Adults	327	1,884	17.4%	14.4%	15.6%
% of FP17s for the same patient ID Re-attending between 3 & 9 months - Children	185	349	53.0%	58.3%	59.6%
% of FP17s for the same patient ID Re-attending between 3 & 9 months - Adults	788	1,884	41.8%	55.4%	55.6%
% of FP17s for Band 1 Urgent Courses	288	1,991	14.5%	8.9%	8.9%
% of FP17s Relating to Free Repair or Replacements	19	1,991	1.0%	0.7%	0.7%
% of FP17s Relating to Continuations	8	1,991	0.4%	0.6%	0.7%
% of Patients satisfied with the dentistry they have received	1	2	N/A	95.4%	93.3%
% of Patients satisfied with the time they had to wait for an appointment	1	2	N/A	90.4%	88.0%

* This is based on patients treated on this contract for their most recent course of treatment. Figures in italics indicate the base number of FP17s or Patient Questionnaire responses are less than 100. N/A is shown where the base number of responses is less than 10 during the period. % is calculated as Quantity/Base number*100

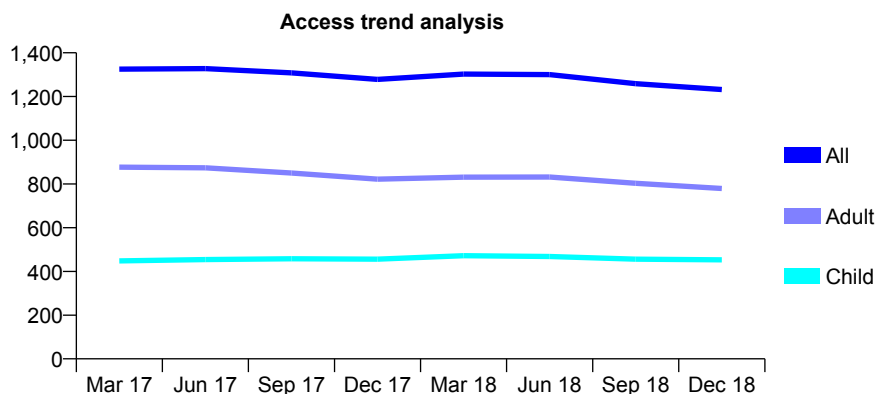
7A6 - Vital Signs At a Glance Contract Report for 245941/0001 - December 2018

Name or company name	MR KR HASTINGS
Contract type name	GDS Contract
Purpose of contract	General
Contract start date	01/04/2006
Contract end date	

18/19 Contracted general activity (UDA)	3,433
Carry forward general activity (UDA)	-97
18/19 Contracted orthodontic activity (UOA)	0
Carry forward orthodontic activity (UOA)	0
Baseline contract value	£97,677.78

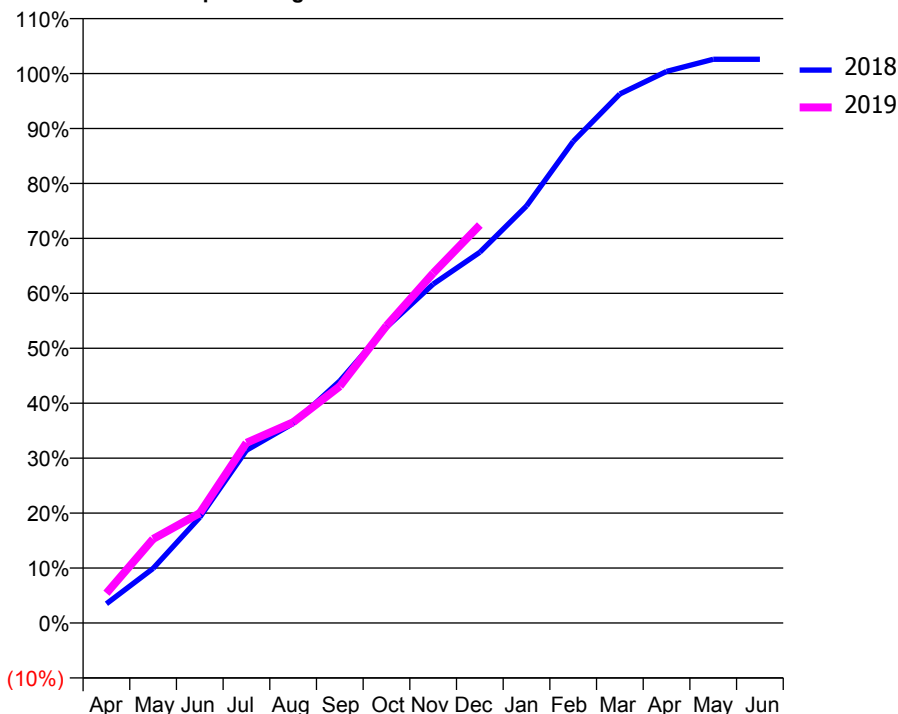
ACCESS*

Patients seen in 24 months	Total	Change since previous quarter
Quarter ending December 2017	1,278	
Quarter ending March 2018	1,303	→
Quarter ending June 2018	1,300	→
Quarter ending September 2018	1,259	↓
Quarter ending December 2018	1,232	↓
Variance since December 2017	(3.6%)	↓



ACTIVITY

Cumulative percentage of contracted UDA delivered 2018 & 2019



Month	Adjusted Scheduled Activity (UDA)	
	2018	2019
April	120	187
May	341	526
June	660	687
July	1,079	1,126
August	1,247	1,255
September	1,513	1,479
October	1,848	1,857
November	2,117	2,186
December	2,316	2,487
January	2,605	
February	3,009	
March	3,305	
April	3,446	
May	3,522	
June	3,522	

QUALITY

	Quantity	Base Number	Contract	LHB	Wales
% of FP17s for the same patient ID Re-attending within 3 months - Children	32	381	8.4%	8.5%	10.9%
% of FP17s for the same patient ID Re-attending within 3 months - Adults	140	629	22.3%	14.4%	15.6%
% of FP17s for the same patient ID Re-attending between 3 & 9 months - Children	142	381	37.3%	58.3%	59.6%
% of FP17s for the same patient ID Re-attending between 3 & 9 months - Adults	203	629	32.3%	55.4%	55.6%
% of FP17s for Band 1 Urgent Courses	156	940	16.6%	8.9%	8.9%
% of FP17s Relating to Free Repair or Replacements	0	940	0.0%	0.7%	0.7%
% of FP17s Relating to Continuations	10	940	1.1%	0.6%	0.7%
% of Patients satisfied with the dentistry they have received	1	1	N/A	95.4%	93.3%
% of Patients satisfied with the time they had to wait for an appointment	1	1	N/A	90.4%	88.0%

* This is based on patients treated on this contract for their most recent course of treatment. Figures in italics indicate the base number of FP17s or Patient Questionnaire responses are less than 100. N/A is shown where the base number of responses is less than 10 during the period. % is calculated as Quantity/Base number*100

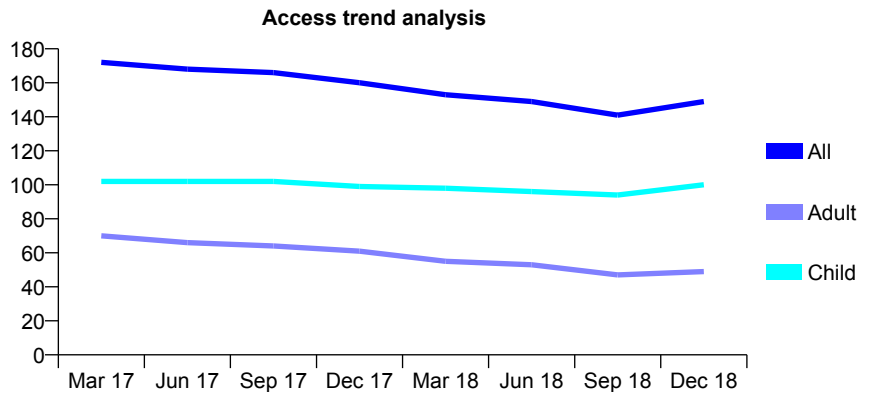
7A6 - Vital Signs At a Glance Contract Report for 254088/0001 - December 2018

Name or company name	MR SG LODGE
Contract type name	GDS Contract
Purpose of contract	General
Contract start date	01/04/2006
Contract end date	

18/19 Contracted general activity (UDA)	216
Carry forward general activity (UDA)	0
18/19 Contracted orthodontic activity (UOA)	0
Carry forward orthodontic activity (UOA)	0
Baseline contract value	£5,117.72

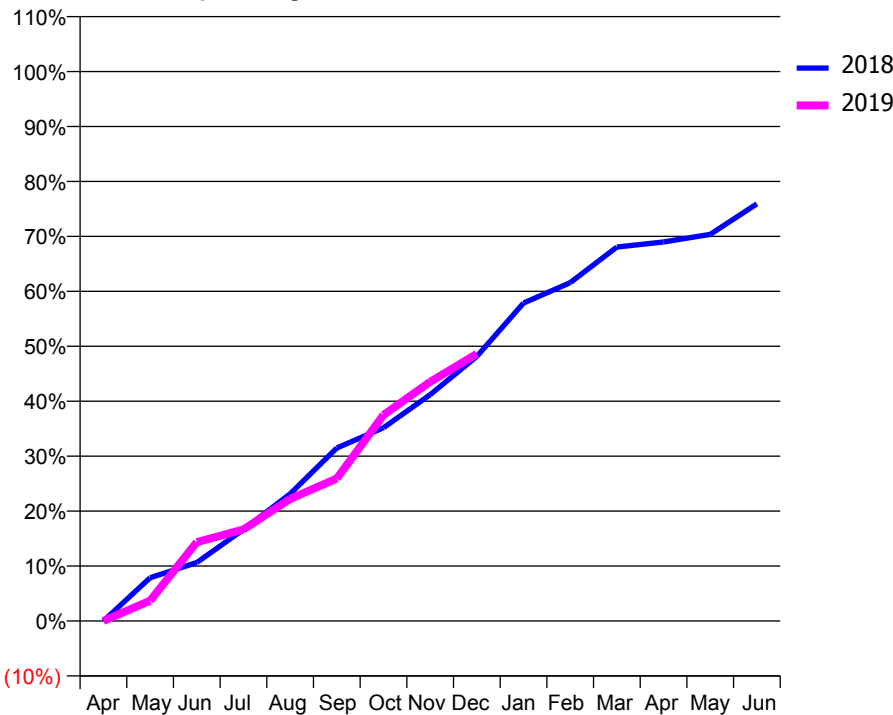
ACCESS*

Patients seen in 24 months	Total	Change since previous quarter
Quarter ending December 2017	160	
Quarter ending March 2018	153	↓
Quarter ending June 2018	149	↓
Quarter ending September 2018	141	↓
Quarter ending December 2018	149	↑
Variance since December 2017	(6.9%)	↓



ACTIVITY

Cumulative percentage of contracted UDA delivered 2018 & 2019



Month	Adjusted Scheduled Activity (UDA)	
	2018	2019
April	0	0
May	17	8
June	23	31
July	36	36
August	50	48
September	68	56
October	76	81
November	89	94
December	104	105
January	125	
February	133	
March	147	
April	149	
May	152	
June	164	

QUALITY

	Quantity	Base Number	Contract	LHB	Wales
% of FP17s for the same patient ID Re-attending within 3 months - Children	2	77	2.6%	8.5%	10.9%
% of FP17s for the same patient ID Re-attending within 3 months - Adults	0	33	0.0%	14.4%	15.6%
% of FP17s for the same patient ID Re-attending between 3 & 9 months - Children	35	77	45.5%	58.3%	59.6%
% of FP17s for the same patient ID Re-attending between 3 & 9 months - Adults	19	33	57.6%	55.4%	55.6%
% of FP17s for Band 1 Urgent Courses	0	94	0.0%	8.9%	8.9%
% of FP17s Relating to Free Repair or Replacements	0	94	0.0%	0.7%	0.7%
% of FP17s Relating to Continuations	0	94	0.0%	0.6%	0.7%
% of Patients satisfied with the dentistry they have received	1	1	N/A	95.4%	93.3%
% of Patients satisfied with the time they had to wait for an appointment	1	1	N/A	90.4%	88.0%

* This is based on patients treated on this contract for their most recent course of treatment. Figures in italics indicate the base number of FP17s or Patient Questionnaire responses are less than 100. N/A is shown where the base number of responses is less than 10 during the period. % is calculated as Quantity/Base number*100

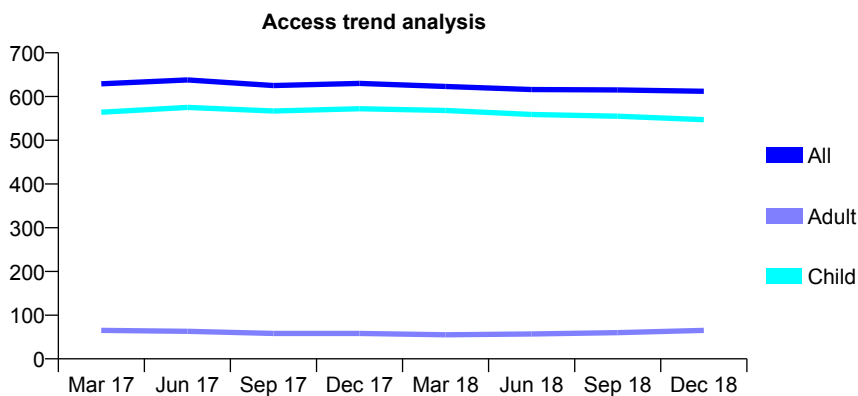
7A6 - Vital Signs At a Glance Contract Report for 264555/0001 - December 2018

Name or company name	MR BA BRUNSWICK
Contract type name	GDS Contract
Purpose of contract	General
Contract start date	01/09/2008
Contract end date	

18/19 Contracted general activity (UDA)	1,041
Carry forward general activity (UDA)	30
18/19 Contracted orthodontic activity (UOA)	0
Carry forward orthodontic activity (UOA)	0
Baseline contract value	£27,559.22

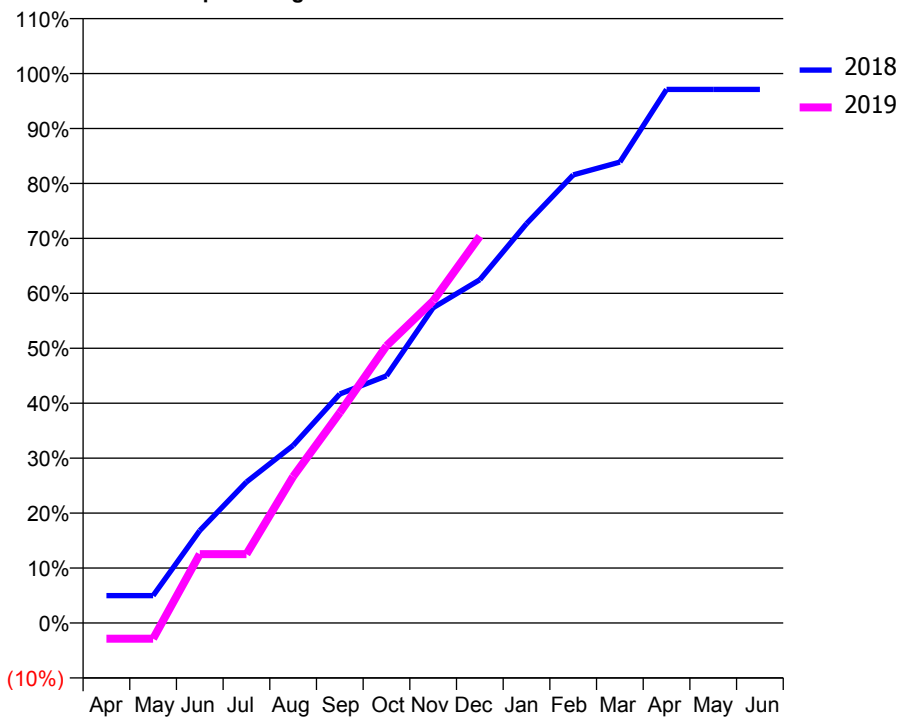
ACCESS*

Patients seen in 24 months	Total	Change since previous quarter
Quarter ending December 2017	630	
Quarter ending March 2018	623	↓
Quarter ending June 2018	616	↓
Quarter ending September 2018	615	→
Quarter ending December 2018	612	→
Variance since December 2017	(2.9%)	↓



ACTIVITY

Cumulative percentage of contracted UDA delivered 2018 & 2019



Month	Adjusted Scheduled Activity (UDA)	
	2018	2019
April	52	-30
May	52	-30
June	175	130
July	267	130
August	336	277
September	434	398
October	468	525
November	597	610
December	650	733
January	756	
February	849	
March	873	
April	1,011	
May	1,011	
June	1,011	

QUALITY

	Quantity	Base Number	Contract	LHB	Wales
% of FP17s for the same patient ID Re-attending within 3 months - Children	23	689	3.3%	8.5%	10.9%
% of FP17s for the same patient ID Re-attending within 3 months - Adults	2	30	6.7%	14.4%	15.6%
% of FP17s for the same patient ID Re-attending between 3 & 9 months - Children	453	689	65.7%	58.3%	59.6%
% of FP17s for the same patient ID Re-attending between 3 & 9 months - Adults	17	30	56.7%	55.4%	55.6%
% of FP17s for Band 1 Urgent Courses	8	608	1.3%	8.9%	8.9%
% of FP17s Relating to Free Repair or Replacements	0	608	0.0%	0.7%	0.7%
% of FP17s Relating to Continuations	6	608	1.0%	0.6%	0.7%
% of Patients satisfied with the dentistry they have received	1	1	N/A	95.4%	93.3%
% of Patients satisfied with the time they had to wait for an appointment	1	1	N/A	90.4%	88.0%

* This is based on patients treated on this contract for their most recent course of treatment. Figures in italics indicate the base number of FP17s or Patient Questionnaire responses are less than 100. N/A is shown where the base number of responses is less than 10 during the period. % is calculated as Quantity/Base number*100

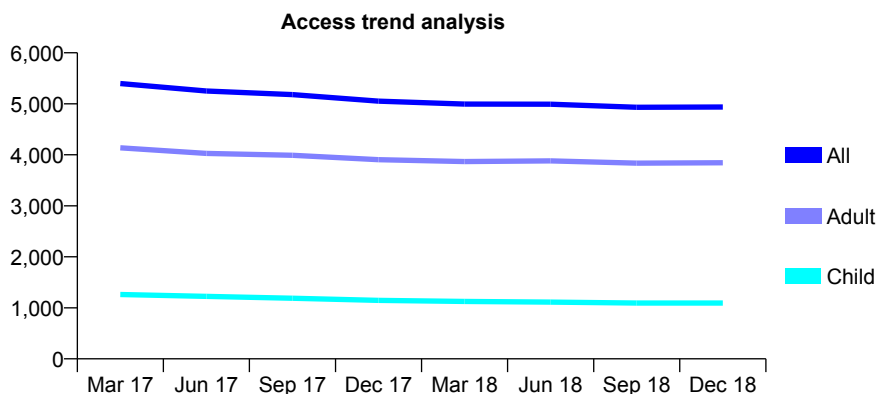
7A6 - Vital Signs At a Glance Contract Report for 269727/0002 - December 2018

Name or company name	Newport Dental Care Partnership
Contract type name	Pilot Contract
Purpose of contract	General
Contract start date	01/08/2011
Contract end date	

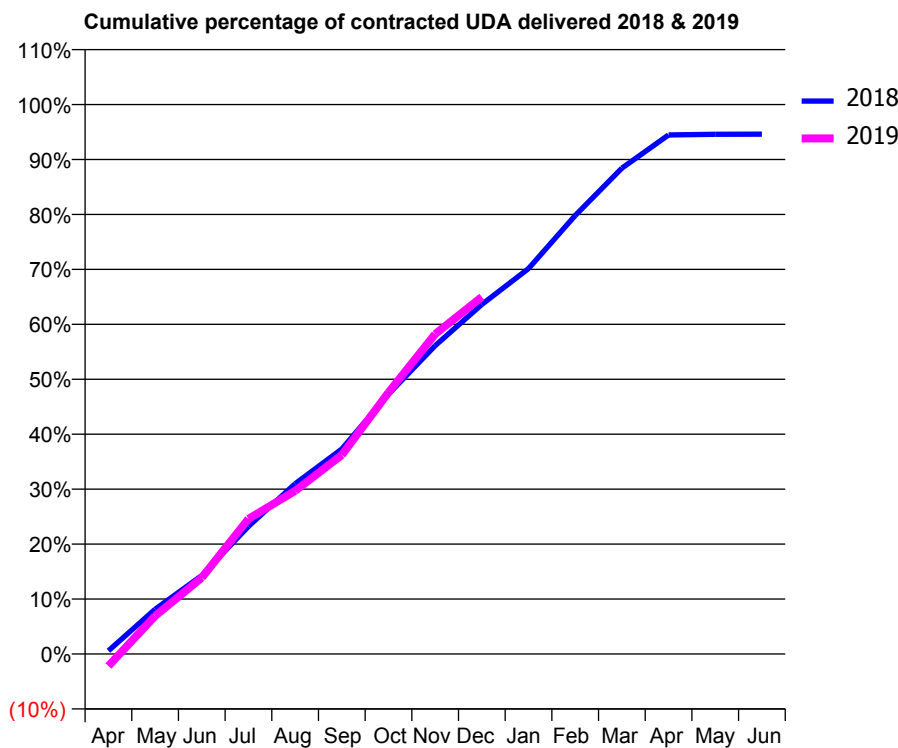
18/19 Contracted general activity (UDA)	14,171
Carry forward general activity (UDA)	837
18/19 Contracted orthodontic activity (UOA)	0
Carry forward orthodontic activity (UOA)	0
Baseline contract value	£402,394.84

ACCESS*

Patients seen in 24 months	Total	Change since previous quarter
Quarter ending December 2017	5,051	
Quarter ending March 2018	4,995	↓
Quarter ending June 2018	4,992	→
Quarter ending September 2018	4,931	↓
Quarter ending December 2018	4,938	→
Variance since December 2017	(2.2%)	↓



ACTIVITY



Month	Adjusted Scheduled Activity (UDA)	
	2018	2019
April	95	-312
May	1,282	982
June	2,249	1,970
July	3,658	3,485
August	4,879	4,208
September	5,875	5,134
October	7,445	6,747
November	8,837	8,251
December	10,016	9,209
January	11,044	
February	12,564	
March	13,921	
April	14,875	
May	14,893	
June	14,895	

QUALITY

	Quantity	Base Number	Contract	LHB	Wales
% of FP17s for the same patient ID Re-attending within 3 months - Children	80	1,120	7.1%	8.5%	10.9%
% of FP17s for the same patient ID Re-attending within 3 months - Adults	496	3,889	12.8%	14.4%	15.6%
% of FP17s for the same patient ID Re-attending between 3 & 9 months - Children	599	1,120	53.5%	58.3%	59.6%
% of FP17s for the same patient ID Re-attending between 3 & 9 months - Adults	1,888	3,889	48.5%	55.4%	55.6%
% of FP17s for Band 1 Urgent Courses	368	4,680	7.9%	8.9%	8.9%
% of FP17s Relating to Free Repair or Replacements	79	4,680	1.7%	0.7%	0.7%
% of FP17s Relating to Continuations	59	4,680	1.3%	0.6%	0.7%
% of Patients satisfied with the dentistry they have received	15	16	93.8%	95.4%	93.3%
% of Patients satisfied with the time they had to wait for an appointment	15	16	93.8%	90.4%	88.0%

* This is based on patients treated on this contract for their most recent course of treatment. Figures in italics indicate the base number of FP17s or Patient Questionnaire responses are less than 100. N/A is shown where the base number of responses is less than 10 during the period. % is calculated as Quantity/Base number*100

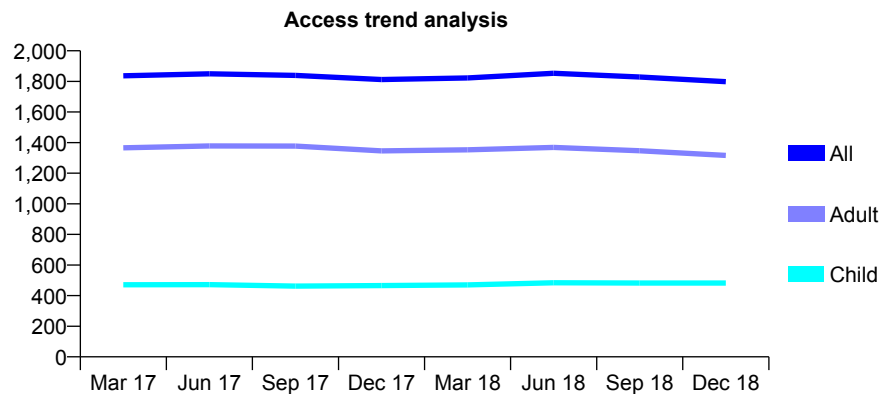
7A6 - Vital Signs At a Glance Contract Report for 297437/0001 - December 2018

Name or company name	MR TD WYSOME
Contract type name	Pilot Contract
Purpose of contract	General
Contract start date	01/04/2012
Contract end date	

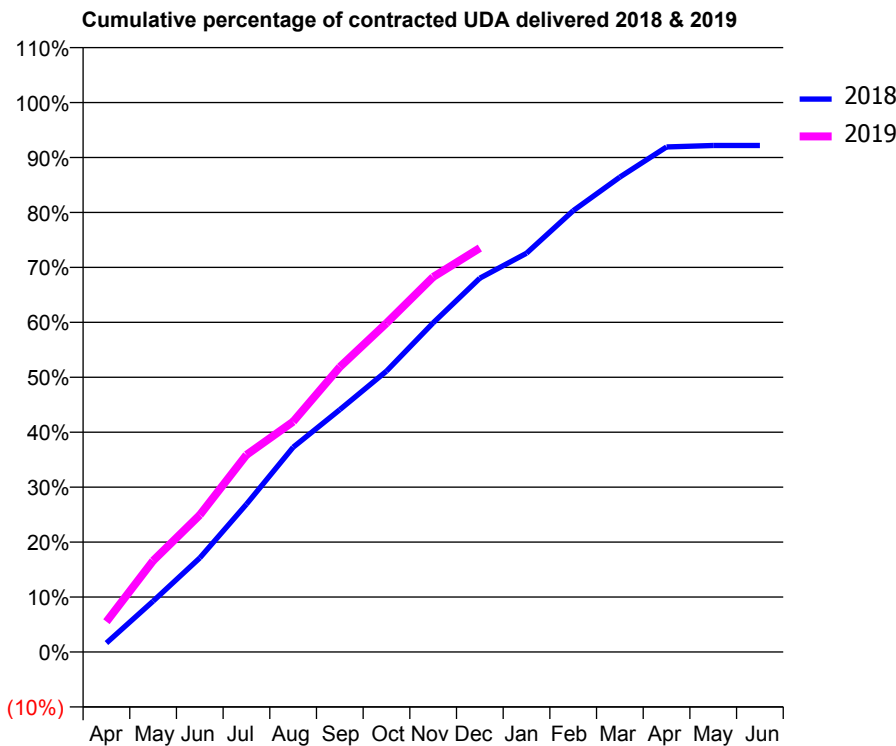
18/19 Contracted general activity (UDA)	6,120
Carry forward general activity (UDA)	0
18/19 Contracted orthodontic activity (UOA)	0
Carry forward orthodontic activity (UOA)	0
Baseline contract value	£251,606.44

ACCESS*

Patients seen in 24 months	Total	Change since previous quarter
Quarter ending December 2017	1,812	
Quarter ending March 2018	1,823	→
Quarter ending June 2018	1,853	→
Quarter ending September 2018	1,829	↓
Quarter ending December 2018	1,798	↓
Variance since December 2017	(0.8%)	→



ACTIVITY



Month	Adjusted Scheduled Activity (UDA)	
	2018	2019
April	111	337
May	629	1,016
June	1,164	1,526
July	1,828	2,196
August	2,534	2,565
September	3,000	3,174
October	3,476	3,662
November	4,073	4,177
December	4,626	4,499
January	4,936	
February	5,460	
March	5,876	
April	6,251	
May	6,269	
June	6,268	

QUALITY

	Quantity	Base Number	Contract	LHB	Wales
% of FP17s for the same patient ID Re-attending within 3 months - Children	25	471	5.3%	8.5%	10.9%
% of FP17s for the same patient ID Re-attending within 3 months - Adults	244	1,338	18.2%	14.4%	15.6%
% of FP17s for the same patient ID Re-attending between 3 & 9 months - Children	232	471	49.3%	58.3%	59.6%
% of FP17s for the same patient ID Re-attending between 3 & 9 months - Adults	630	1,338	47.1%	55.4%	55.6%
% of FP17s for Band 1 Urgent Courses	118	1,657	7.1%	8.9%	8.9%
% of FP17s Relating to Free Repair or Replacements	4	1,657	0.2%	0.7%	0.7%
% of FP17s Relating to Continuations	9	1,657	0.5%	0.6%	0.7%
% of Patients satisfied with the dentistry they have received	4	4	N/A	95.4%	93.3%
% of Patients satisfied with the time they had to wait for an appointment	2	4	N/A	90.4%	88.0%

* This is based on patients treated on this contract for their most recent course of treatment. Figures in italics indicate the base number of FP17s or Patient Questionnaire responses are less than 100. N/A is shown where the base number of responses is less than 10 during the period. % is calculated as Quantity/Base number*100

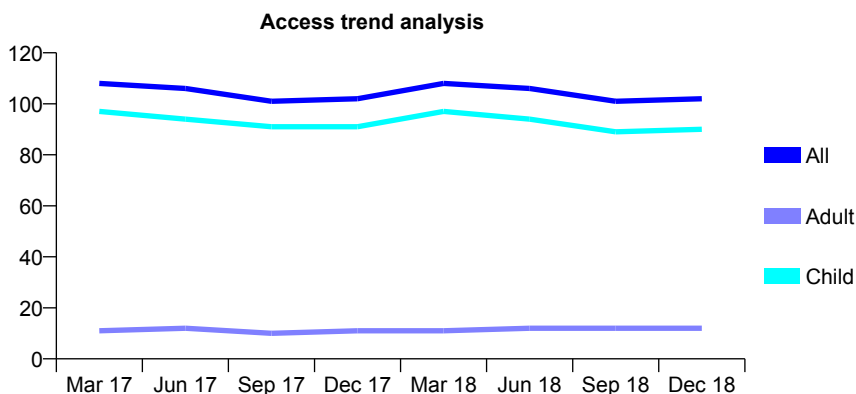
7A6 - Vital Signs At a Glance Contract Report for 302627/0002 - December 2018

Name or company name	MR RD ISAAC
Contract type name	GDS Contract
Purpose of contract	General
Contract start date	08/09/2013
Contract end date	

18/19 Contracted general activity (UDA)	200
Carry forward general activity (UDA)	0
18/19 Contracted orthodontic activity (UOA)	0
Carry forward orthodontic activity (UOA)	0
Baseline contract value	£4,467.63

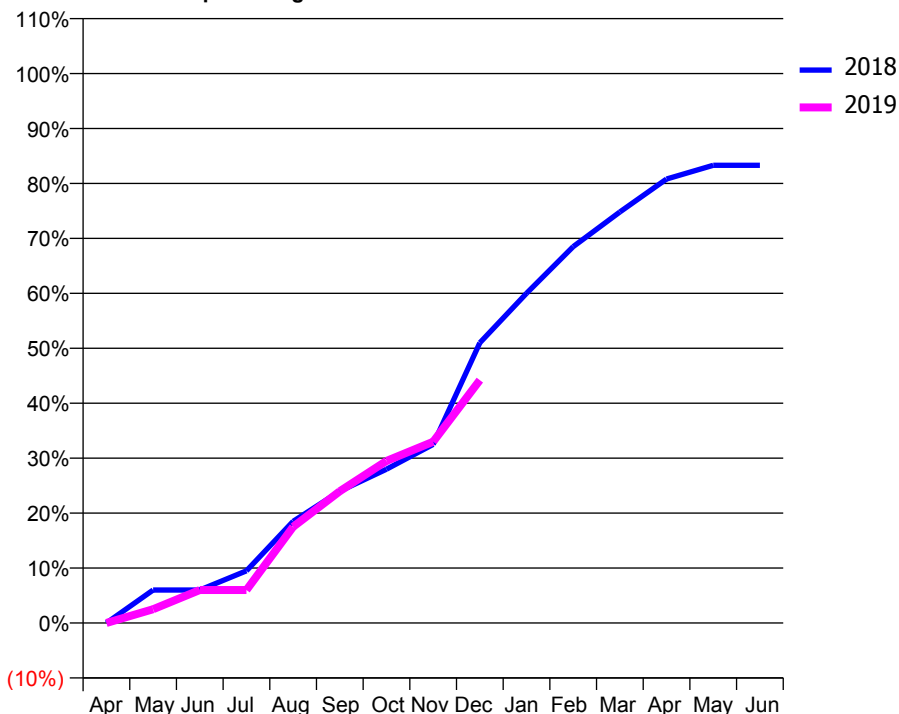
ACCESS*

Patients seen in 24 months	Total	Change since previous quarter
Quarter ending December 2017	102	
Quarter ending March 2018	108	↑
Quarter ending June 2018	106	↓
Quarter ending September 2018	101	↓
Quarter ending December 2018	102	→
Variance since December 2017	0.0%	→



ACTIVITY

Cumulative percentage of contracted UDA delivered 2018 & 2019



Month	Adjusted Scheduled Activity (UDA)	
	2018	2019
April	0	0
May	12	5
June	12	12
July	19	12
August	37	35
September	48	48
October	56	59
November	65	66
December	102	88
January	120	
February	137	
March	150	
April	162	
May	167	
June	167	

QUALITY

	Quantity	Base Number	Contract	LHB	Wales
% of FP17s for the same patient ID Re-attending within 3 months - Children	4	91	4.4%	8.5%	10.9%
% of FP17s for the same patient ID Re-attending within 3 months - Adults	0	5	0.0%	14.4%	15.6%
% of FP17s for the same patient ID Re-attending between 3 & 9 months - Children	51	91	56.0%	58.3%	59.6%
% of FP17s for the same patient ID Re-attending between 3 & 9 months - Adults	4	5	80.0%	55.4%	55.6%
% of FP17s for Band 1 Urgent Courses	2	80	2.5%	8.9%	8.9%
% of FP17s Relating to Free Repair or Replacements	0	80	0.0%	0.7%	0.7%
% of FP17s Relating to Continuations	0	80	0.0%	0.6%	0.7%
% of Patients satisfied with the dentistry they have received	0	0	N/A	95.4%	93.3%
% of Patients satisfied with the time they had to wait for an appointment	0	0	N/A	90.4%	88.0%

* This is based on patients treated on this contract for their most recent course of treatment. Figures in italics indicate the base number of FP17s or Patient Questionnaire responses are less than 100. N/A is shown where the base number of responses is less than 10 during the period. % is calculated as Quantity/Base number*100

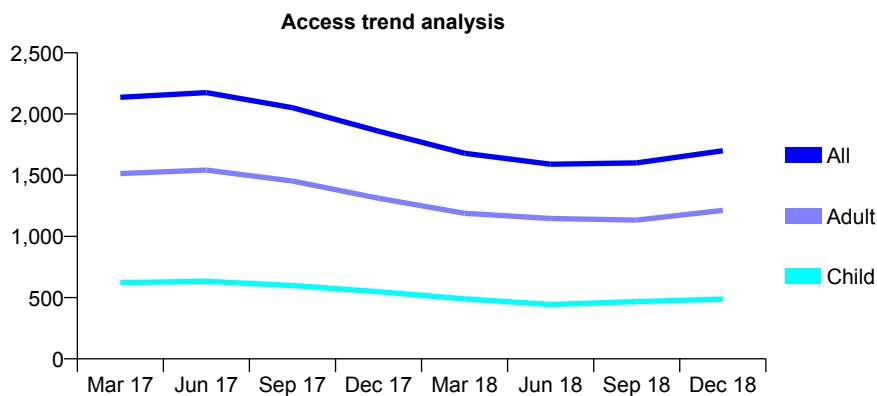
7A6 - Vital Signs At a Glance Contract Report for 309966/0002 - December 2018

Name or company name	MR SJ PARRY
Contract type name	Pilot Contract
Purpose of contract	General
Contract start date	06/07/2015
Contract end date	

18/19 Contracted general activity (UDA)	5,850
Carry forward general activity (UDA)	0
18/19 Contracted orthodontic activity (UOA)	0
Carry forward orthodontic activity (UOA)	0
Baseline contract value	£248,757.21

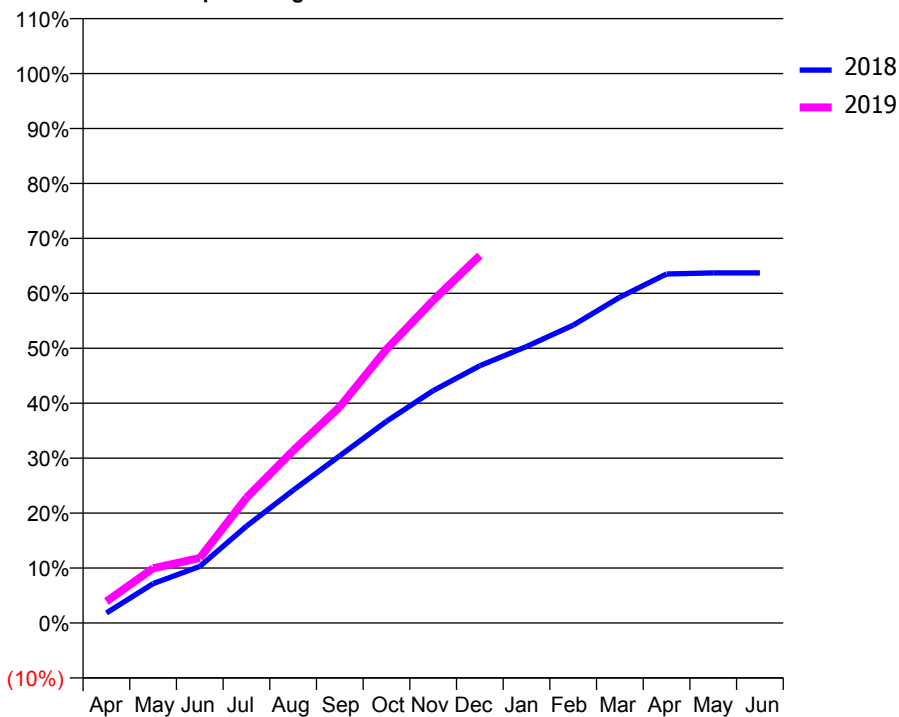
ACCESS*

Patients seen in 24 months	Total	Change since previous quarter
Quarter ending December 2017	1,860	
Quarter ending March 2018	1,679	↓
Quarter ending June 2018	1,590	↓
Quarter ending September 2018	1,601	→
Quarter ending December 2018	1,700	↑
Variance since December 2017	(8.6%)	↓



ACTIVITY

Cumulative percentage of contracted UDA delivered 2018 & 2019



Month	Adjusted Scheduled Activity (UDA)	
	2018	2019
April	147	230
May	573	583
June	825	693
July	1,410	1,333
August	1,932	1,835
September	2,436	2,303
October	2,936	2,914
November	3,384	3,434
December	3,745	3,911
January	4,025	
February	4,337	
March	4,744	
April	5,082	
May	5,098	
June	5,098	

QUALITY

	Quantity	Base Number	Contract	LHB	Wales
% of FP17s for the same patient ID Re-attending within 3 months - Children	43	519	8.3%	8.5%	10.9%
% of FP17s for the same patient ID Re-attending within 3 months - Adults	180	1,292	13.9%	14.4%	15.6%
% of FP17s for the same patient ID Re-attending between 3 & 9 months - Children	128	519	24.7%	58.3%	59.6%
% of FP17s for the same patient ID Re-attending between 3 & 9 months - Adults	449	1,292	34.8%	55.4%	55.6%
% of FP17s for Band 1 Urgent Courses	101	1,726	5.9%	8.9%	8.9%
% of FP17s Relating to Free Repair or Replacements	1	1,726	0.1%	0.7%	0.7%
% of FP17s Relating to Continuations	7	1,726	0.4%	0.6%	0.7%
% of Patients satisfied with the dentistry they have received	2	2	N/A	95.4%	93.3%
% of Patients satisfied with the time they had to wait for an appointment	1	2	N/A	90.4%	88.0%

* This is based on patients treated on this contract for their most recent course of treatment. Figures in italics indicate the base number of FP17s or Patient Questionnaire responses are less than 100. N/A is shown where the base number of responses is less than 10 during the period. % is calculated as Quantity/Base number*100

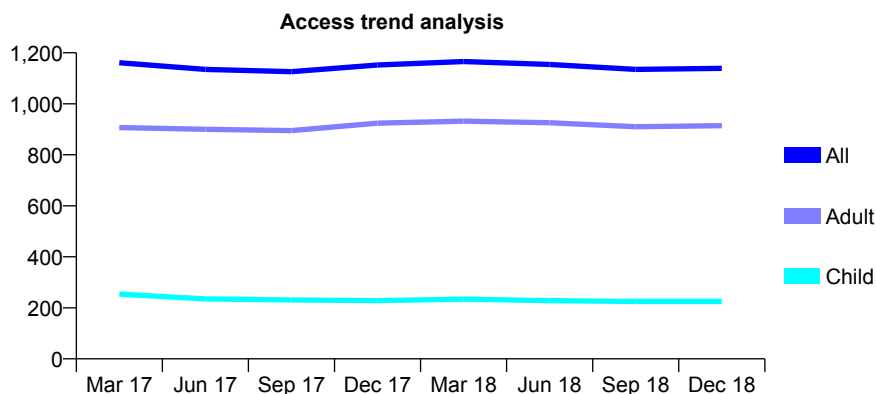
7A6 - Vital Signs At a Glance Contract Report for 326429/0003 - December 2018

Name or company name	MR AJ MATTHEWS
Contract type name	GDS Contract
Purpose of contract	General
Contract start date	01/04/2006
Contract end date	

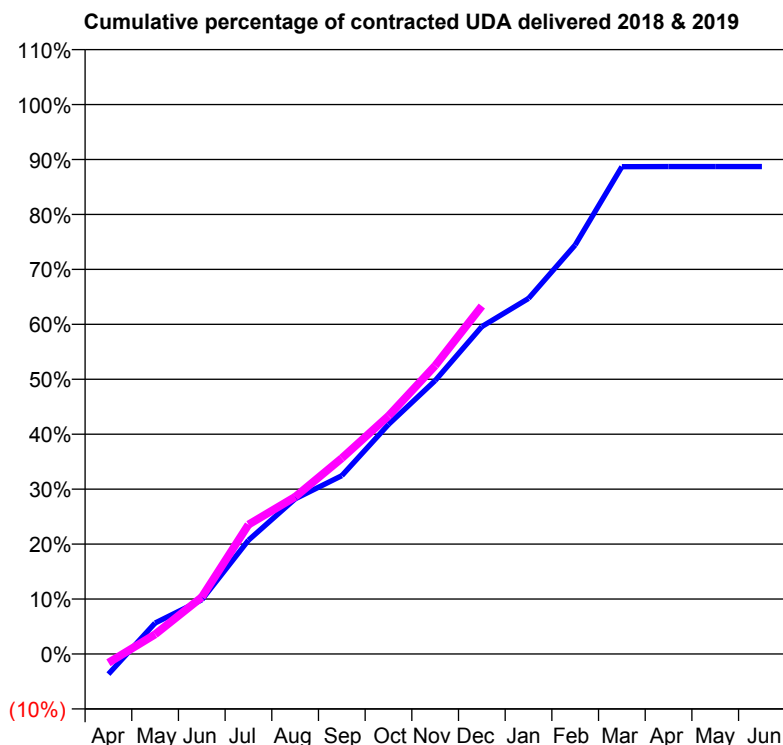
18/19 Contracted general activity (UDA)	4,200
Carry forward general activity (UDA)	216
18/19 Contracted orthodontic activity (UOA)	0
Carry forward orthodontic activity (UOA)	0
Baseline contract value	£106,877.44

ACCESS*

Patients seen in 24 months	Total	Change since previous quarter
Quarter ending December 2017	1,152	
Quarter ending March 2018	1,166	→
Quarter ending June 2018	1,154	↓
Quarter ending September 2018	1,135	↓
Quarter ending December 2018	1,139	→
Variance since December 2017	(1.1%)	↓



ACTIVITY



Month	Adjusted Scheduled Activity (UDA)	
	2018	2019
April	-160	-68
May	246	150
June	431	435
July	905	989
August	1,235	1,201
September	1,419	1,497
October	1,827	1,819
November	2,175	2,204
December	2,605	2,660
January	2,829	
February	3,255	
March	3,877	
April	3,878	
May	3,878	
June	3,878	

QUALITY

	Quantity	Base Number	Contract	LHB	Wales
% of FP17s for the same patient ID Re-attending within 3 months - Children	13	220	5.9%	8.5%	10.9%
% of FP17s for the same patient ID Re-attending within 3 months - Adults	188	986	19.1%	14.4%	15.6%
% of FP17s for the same patient ID Re-attending between 3 & 9 months - Children	129	220	58.6%	58.3%	59.6%
% of FP17s for the same patient ID Re-attending between 3 & 9 months - Adults	497	986	50.4%	55.4%	55.6%
% of FP17s for Band 1 Urgent Courses	190	1,205	15.8%	8.9%	8.9%
% of FP17s Relating to Free Repair or Replacements	10	1,205	0.8%	0.7%	0.7%
% of FP17s Relating to Continuations	23	1,205	1.9%	0.6%	0.7%
% of Patients satisfied with the dentistry they have received	0	0	N/A	95.4%	93.3%
% of Patients satisfied with the time they had to wait for an appointment	0	0	N/A	90.4%	88.0%

* This is based on patients treated on this contract for their most recent course of treatment. Figures in italics indicate the base number of FP17s or Patient Questionnaire responses are less than 100. N/A is shown where the base number of responses is less than 10 during the period. % is calculated as Quantity/Base number*100

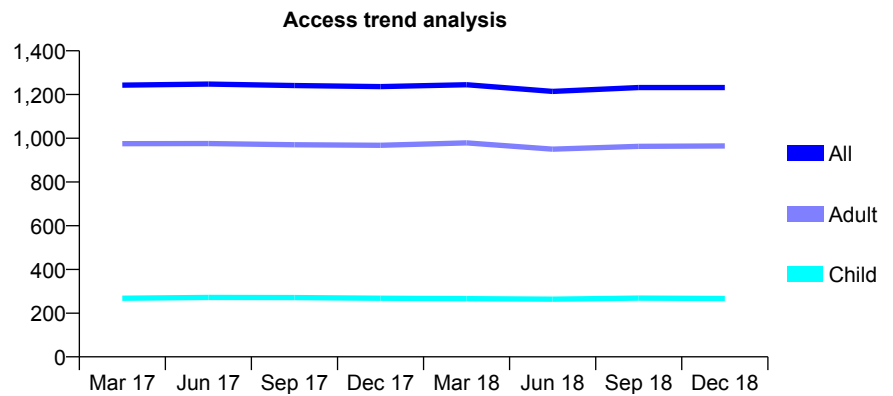
7A6 - Vital Signs At a Glance Contract Report for 327190/0001 - December 2018

Name or company name	MR AV JONES
Contract type name	GDS Contract
Purpose of contract	General
Contract start date	01/04/2006
Contract end date	

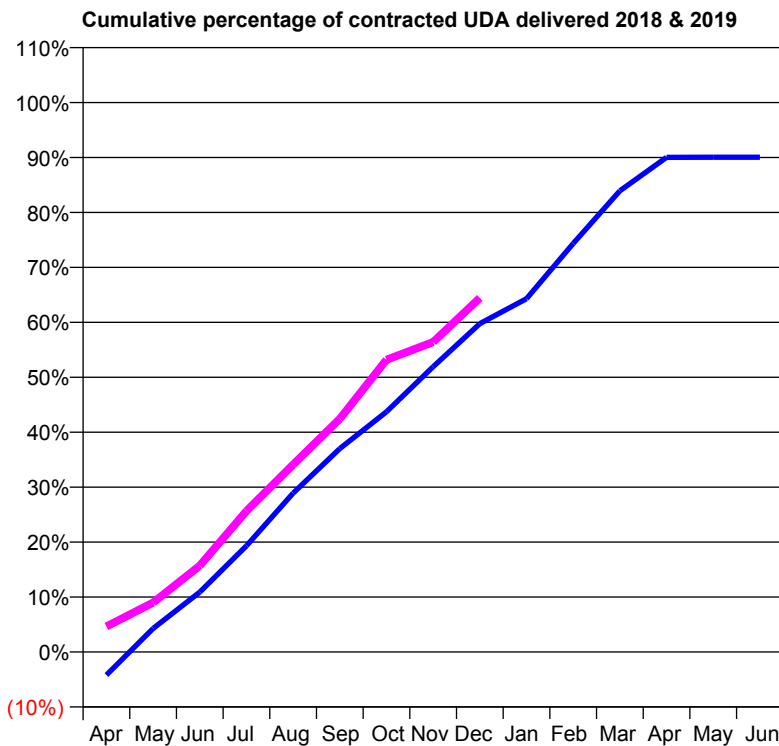
18/19 Contracted general activity (UDA)	4,848
Carry forward general activity (UDA)	0
18/19 Contracted orthodontic activity (UOA)	0
Carry forward orthodontic activity (UOA)	0
Baseline contract value	£123,606.50

ACCESS*

Patients seen in 24 months	Total	Change since previous quarter
Quarter ending December 2017	1,236	
Quarter ending March 2018	1,245	→
Quarter ending June 2018	1,214	↓
Quarter ending September 2018	1,232	→
Quarter ending December 2018	1,232	→
Variance since December 2017	(0.3%)	→



ACTIVITY



Month	Adjusted Scheduled Activity (UDA)	
	2018	2019
April	-215	225
May	219	436
June	556	762
July	986	1,244
August	1,476	1,654
September	1,889	2,057
October	2,231	2,578
November	2,649	2,734
December	3,049	3,125
January	3,281	
February	3,794	
March	4,283	
April	4,593	
May	4,594	
June	4,594	

QUALITY

	Quantity	Base Number	Contract	LHB	Wales
% of FP17s for the same patient ID Re-attending within 3 months - Children	31	333	9.3%	8.5%	10.9%
% of FP17s for the same patient ID Re-attending within 3 months - Adults	184	1,203	15.3%	14.4%	15.6%
% of FP17s for the same patient ID Re-attending between 3 & 9 months - Children	203	333	61.0%	58.3%	59.6%
% of FP17s for the same patient ID Re-attending between 3 & 9 months - Adults	739	1,203	61.4%	55.4%	55.6%
% of FP17s for Band 1 Urgent Courses	168	1,410	11.9%	8.9%	8.9%
% of FP17s Relating to Free Repair or Replacements	0	1,410	0.0%	0.7%	0.7%
% of FP17s Relating to Continuations	13	1,410	0.9%	0.6%	0.7%
% of Patients satisfied with the dentistry they have received	12	12	100.0%	95.4%	93.3%
% of Patients satisfied with the time they had to wait for an appointment	12	12	100.0%	90.4%	88.0%

* This is based on patients treated on this contract for their most recent course of treatment. Figures in italics indicate the base number of FP17s or Patient Questionnaire responses are less than 100. N/A is shown where the base number of responses is less than 10 during the period. % is calculated as Quantity/Base number*100

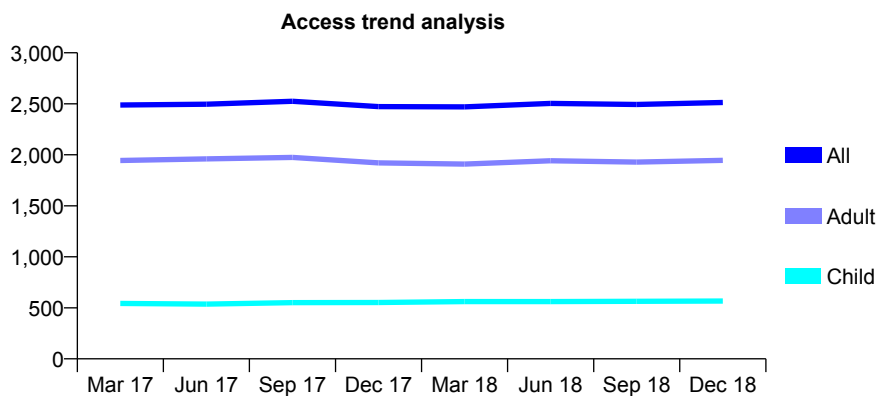
7A6 - Vital Signs At a Glance Contract Report for 332151/0001 - December 2018

Name or company name	MISS LA GRIFFITHS
Contract type name	GDS Contract
Purpose of contract	General
Contract start date	01/04/2006
Contract end date	

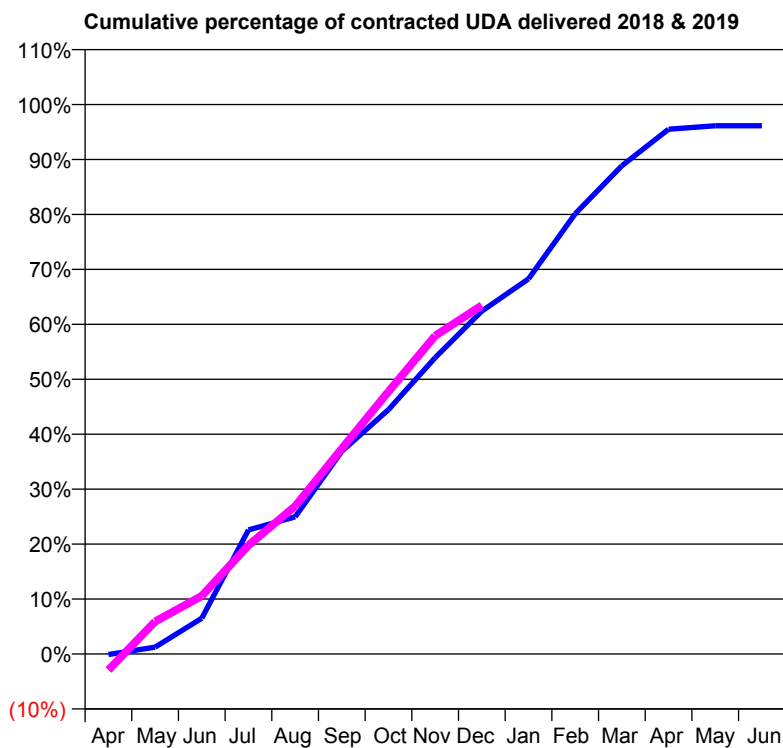
18/19 Contracted general activity (UDA)	5,896
Carry forward general activity (UDA)	214
18/19 Contracted orthodontic activity (UOA)	0
Carry forward orthodontic activity (UOA)	0
Baseline contract value	£149,854.73

ACCESS*

Patients seen in 24 months	Total	Change since previous quarter
Quarter ending December 2017	2,473	
Quarter ending March 2018	2,470	→
Quarter ending June 2018	2,504	→
Quarter ending September 2018	2,493	→
Quarter ending December 2018	2,513	→
Variance since December 2017	1.6%	→



ACTIVITY



Month	Adjusted Scheduled Activity (UDA)	
	2018	2019
April	-6	-172
May	74	348
June	385	623
July	1,331	1,167
August	1,471	1,586
September	2,175	2,204
October	2,622	2,817
November	3,180	3,415
December	3,679	3,741
January	4,025	
February	4,724	
March	5,239	
April	5,631	
May	5,667	
June	5,667	

QUALITY

	Quantity	Base Number	Contract	LHB	Wales
% of FP17s for the same patient ID Re-attending within 3 months - Children	48	596	8.1%	8.5%	10.9%
% of FP17s for the same patient ID Re-attending within 3 months - Adults	238	1,927	12.4%	14.4%	15.6%
% of FP17s for the same patient ID Re-attending between 3 & 9 months - Children	301	596	50.5%	58.3%	59.6%
% of FP17s for the same patient ID Re-attending between 3 & 9 months - Adults	921	1,927	47.8%	55.4%	55.6%
% of FP17s for Band 1 Urgent Courses	171	2,268	7.5%	8.9%	8.9%
% of FP17s Relating to Free Repair or Replacements	12	2,268	0.5%	0.7%	0.7%
% of FP17s Relating to Continuations	9	2,268	0.4%	0.6%	0.7%
% of Patients satisfied with the dentistry they have received	7	7	N/A	95.4%	93.3%
% of Patients satisfied with the time they had to wait for an appointment	7	7	N/A	90.4%	88.0%

* This is based on patients treated on this contract for their most recent course of treatment. Figures in italics indicate the base number of FP17s or Patient Questionnaire responses are less than 100. N/A is shown where the base number of responses is less than 10 during the period. % is calculated as Quantity/Base number*100

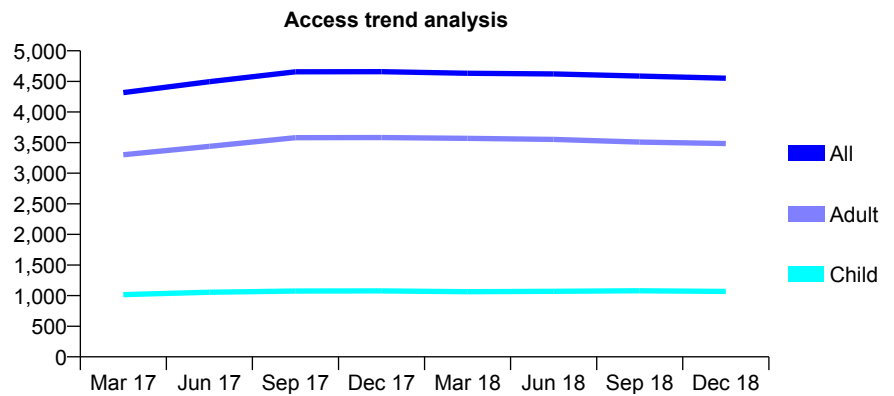
7A6 - Vital Signs At a Glance Contract Report for 349593/0001 - December 2018

Name or company name	MR DJ SRIVASTAVA
Contract type name	GDS Contract
Purpose of contract	General
Contract start date	01/10/2015
Contract end date	

18/19 Contracted general activity (UDA)	13,141
Carry forward general activity (UDA)	-210
18/19 Contracted orthodontic activity (UOA)	0
Carry forward orthodontic activity (UOA)	0
Baseline contract value	£370,232.01

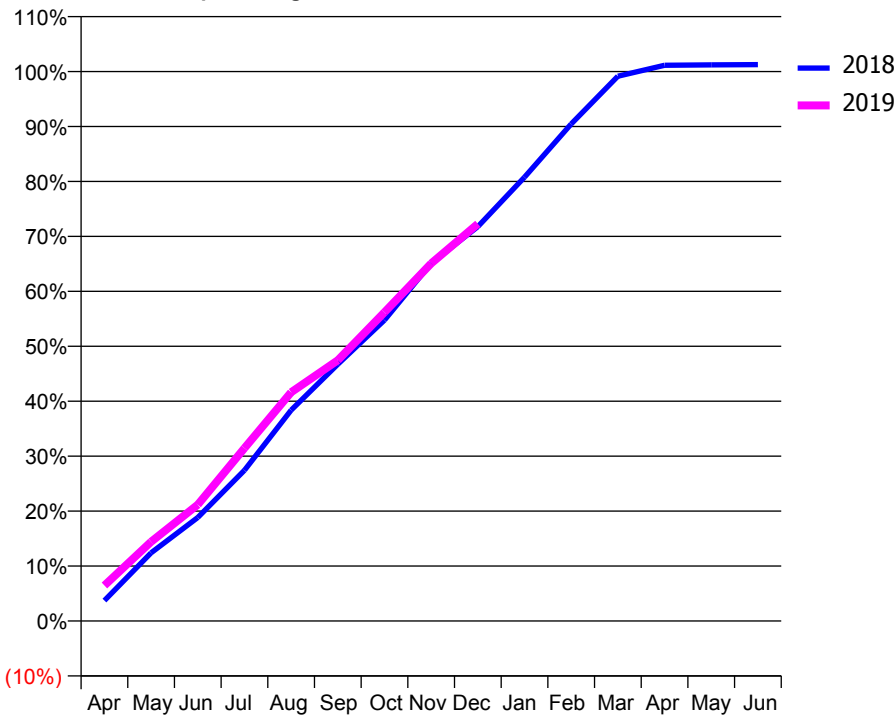
ACCESS*

Patients seen in 24 months	Total	Change since previous quarter
Quarter ending December 2017	4,660	
Quarter ending March 2018	4,633	→
Quarter ending June 2018	4,623	→
Quarter ending September 2018	4,588	→
Quarter ending December 2018	4,552	→
Variance since December 2017	(2.3%)	↓



ACTIVITY

Cumulative percentage of contracted UDA delivered 2018 & 2019



Month	Adjusted Scheduled Activity (UDA)	
	2018	2019
April	490	850
May	1,631	1,897
June	2,478	2,782
July	3,607	4,134
August	5,043	5,472
September	6,141	6,237
October	7,195	7,383
November	8,553	8,552
December	9,430	9,498
January	10,615	
February	11,888	
March	13,028	
April	13,290	
May	13,300	
June	13,306	

QUALITY

	Quantity	Base Number	Contract	LHB	Wales
% of FP17s for the same patient ID Re-attending within 3 months - Children	58	1,171	5.0%	8.5%	10.9%
% of FP17s for the same patient ID Re-attending within 3 months - Adults	295	3,498	8.4%	14.4%	15.6%
% of FP17s for the same patient ID Re-attending between 3 & 9 months - Children	735	1,171	62.8%	58.3%	59.6%
% of FP17s for the same patient ID Re-attending between 3 & 9 months - Adults	1,924	3,498	55.0%	55.4%	55.6%
% of FP17s for Band 1 Urgent Courses	123	4,516	2.7%	8.9%	8.9%
% of FP17s Relating to Free Repair or Replacements	43	4,516	1.0%	0.7%	0.7%
% of FP17s Relating to Continuations	22	4,516	0.5%	0.6%	0.7%
% of Patients satisfied with the dentistry they have received	1	1	N/A	95.4%	93.3%
% of Patients satisfied with the time they had to wait for an appointment	1	1	N/A	90.4%	88.0%

* This is based on patients treated on this contract for their most recent course of treatment. Figures in italics indicate the base number of FP17s or Patient Questionnaire responses are less than 100. N/A is shown where the base number of responses is less than 10 during the period. % is calculated as Quantity/Base number*100

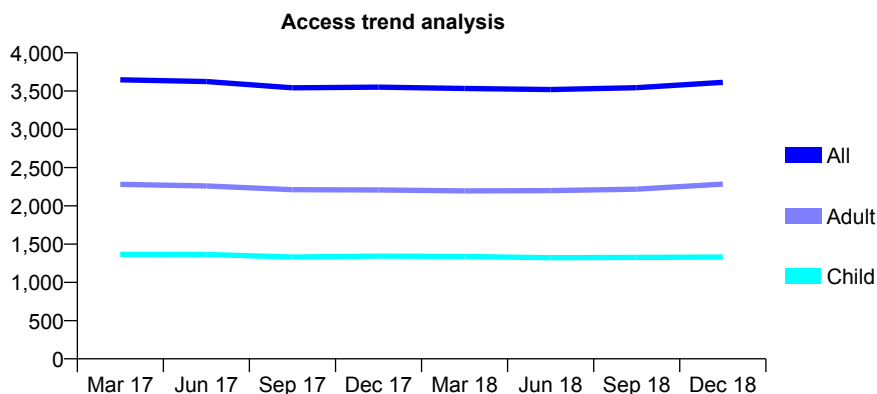
7A6 - Vital Signs At a Glance Contract Report for 577650/0001 - December 2018

Name or company name	MISS SD WILKINS
Contract type name	GDS Contract
Purpose of contract	General
Contract start date	01/04/2006
Contract end date	

18/19 Contracted general activity (UDA)	13,571
Carry forward general activity (UDA)	814
18/19 Contracted orthodontic activity (UOA)	0
Carry forward orthodontic activity (UOA)	0
Baseline contract value	£331,334.81

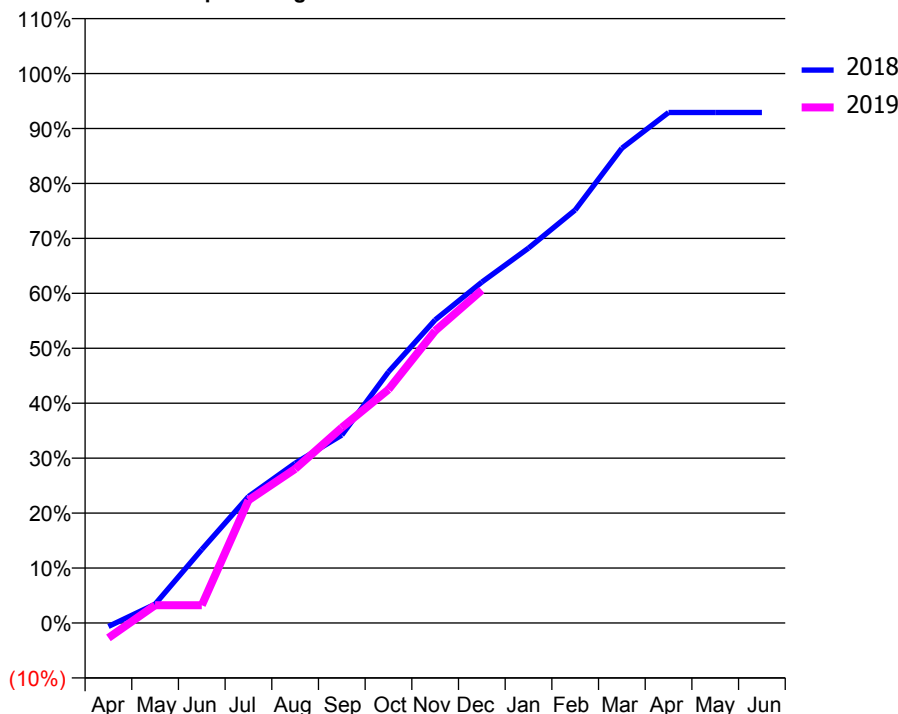
ACCESS*

Patients seen in 24 months	Total	Change since previous quarter
Quarter ending December 2017	3,551	
Quarter ending March 2018	3,534	→
Quarter ending June 2018	3,520	→
Quarter ending September 2018	3,544	→
Quarter ending December 2018	3,614	→
Variance since December 2017	1.8%	→



ACTIVITY

Cumulative percentage of contracted UDA delivered 2018 & 2019



Adjusted Scheduled Activity (UDA)

Month	2018	2019
April	-86	-369
May	467	440
June	1,815	440
July	3,125	3,031
August	3,946	3,807
September	4,640	4,826
October	6,204	5,767
November	7,486	7,216
December	8,420	8,221
January	9,258	
February	10,201	
March	11,726	
April	12,608	
May	12,608	
June	12,608	

QUALITY

	Quantity	Base Number	Contract	LHB	Wales
% of FP17s for the same patient ID Re-attending within 3 months - Children	110	1,742	6.3%	8.5%	10.9%
% of FP17s for the same patient ID Re-attending within 3 months - Adults	403	2,998	13.4%	14.4%	15.6%
% of FP17s for the same patient ID Re-attending between 3 & 9 months - Children	1,197	1,742	68.7%	58.3%	59.6%
% of FP17s for the same patient ID Re-attending between 3 & 9 months - Adults	2,013	2,998	67.1%	55.4%	55.6%
% of FP17s for Band 1 Urgent Courses	219	4,445	4.9%	8.9%	8.9%
% of FP17s Relating to Free Repair or Replacements	89	4,445	2.0%	0.7%	0.7%
% of FP17s Relating to Continuations	53	4,445	1.2%	0.6%	0.7%
% of Patients satisfied with the dentistry they have received	4	4	N/A	95.4%	93.3%
% of Patients satisfied with the time they had to wait for an appointment	4	4	N/A	90.4%	88.0%

* This is based on patients treated on this contract for their most recent course of treatment. Figures in italics indicate the base number of FP17s or Patient Questionnaire responses are less than 100. N/A is shown where the base number of responses is less than 10 during the period. % is calculated as Quantity/Base number*100

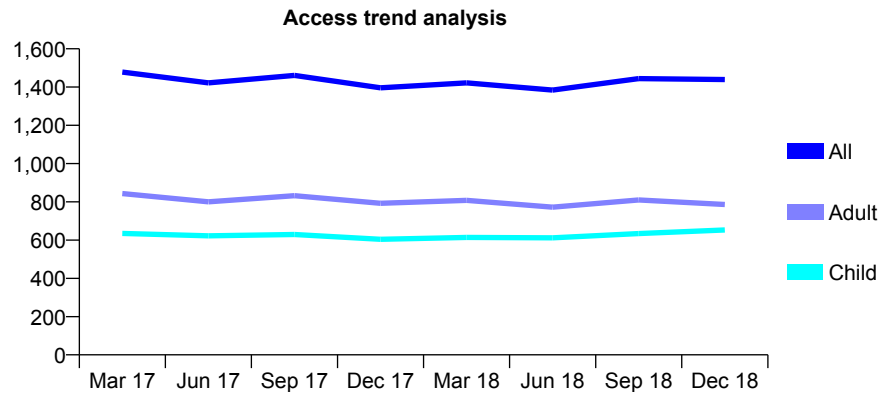
7A6 - Vital Signs At a Glance Contract Report for 629251/0002 - December 2018

Name or company name	MR PL DAVIES
Contract type name	GDS Contract
Purpose of contract	General
Contract start date	01/04/2006
Contract end date	

18/19 Contracted general activity (UDA)	4,494
Carry forward general activity (UDA)	270
18/19 Contracted orthodontic activity (UOA)	0
Carry forward orthodontic activity (UOA)	0
Baseline contract value	£123,412.63

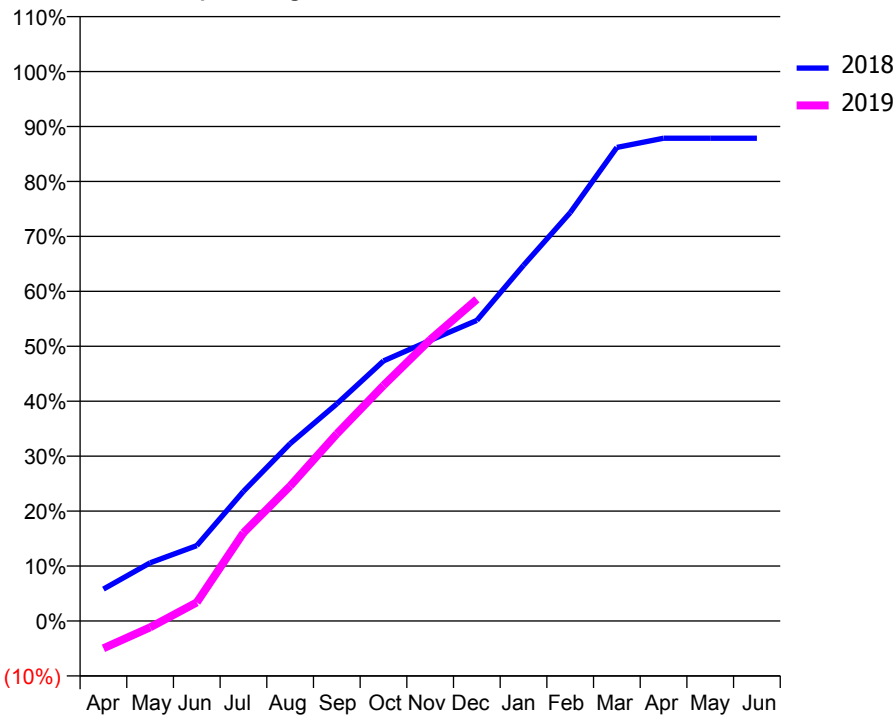
ACCESS*

Patients seen in 24 months	Total	Change since previous quarter
Quarter ending December 2017	1,396	
Quarter ending March 2018	1,422	→
Quarter ending June 2018	1,384	↓
Quarter ending September 2018	1,444	↑
Quarter ending December 2018	1,439	→
Variance since December 2017	3.1%	↑



ACTIVITY

Cumulative percentage of contracted UDA delivered 2018 & 2019



Month	Adjusted Scheduled Activity (UDA)	
	2018	2019
April	261	-224
May	476	-53
June	617	152
July	1,060	721
August	1,451	1,104
September	1,776	1,531
October	2,128	1,927
November	2,295	2,301
December	2,458	2,631
January	2,909	
February	3,340	
March	3,873	
April	3,949	
May	3,949	
June	3,949	

QUALITY

	Quantity	Base Number	Contract	LHB	Wales
% of FP17s for the same patient ID Re-attending within 3 months - Children	23	470	4.9%	8.5%	10.9%
% of FP17s for the same patient ID Re-attending within 3 months - Adults	48	524	9.2%	14.4%	15.6%
% of FP17s for the same patient ID Re-attending between 3 & 9 months - Children	107	470	22.8%	58.3%	59.6%
% of FP17s for the same patient ID Re-attending between 3 & 9 months - Adults	168	524	32.1%	55.4%	55.6%
% of FP17s for Band 1 Urgent Courses	77	949	8.1%	8.9%	8.9%
% of FP17s Relating to Free Repair or Replacements	0	949	0.0%	0.7%	0.7%
% of FP17s Relating to Continuations	2	949	0.2%	0.6%	0.7%
% of Patients satisfied with the dentistry they have received	1	1	N/A	95.4%	93.3%
% of Patients satisfied with the time they had to wait for an appointment	1	1	N/A	90.4%	88.0%

* This is based on patients treated on this contract for their most recent course of treatment. Figures in italics indicate the base number of FP17s or Patient Questionnaire responses are less than 100. N/A is shown where the base number of responses is less than 10 during the period. % is calculated as Quantity/Base number*100

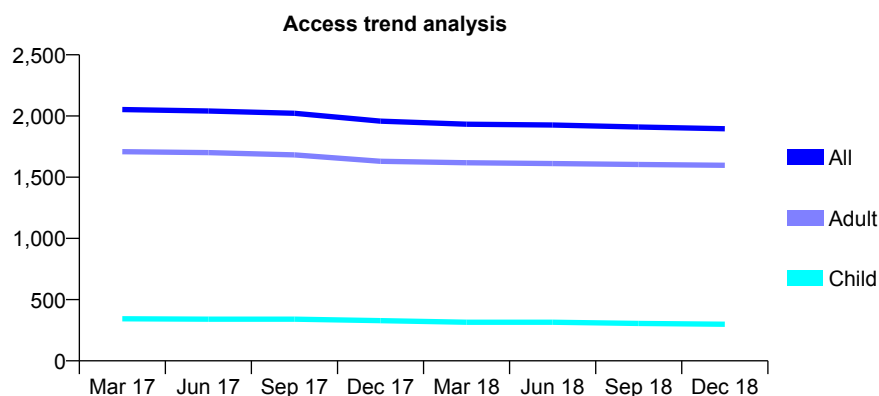
7A6 - Vital Signs At a Glance Contract Report for 641642/0001 - December 2018

Name or company name	MR DS YOUNG
Contract type name	GDS Contract
Purpose of contract	General
Contract start date	01/04/2006
Contract end date	

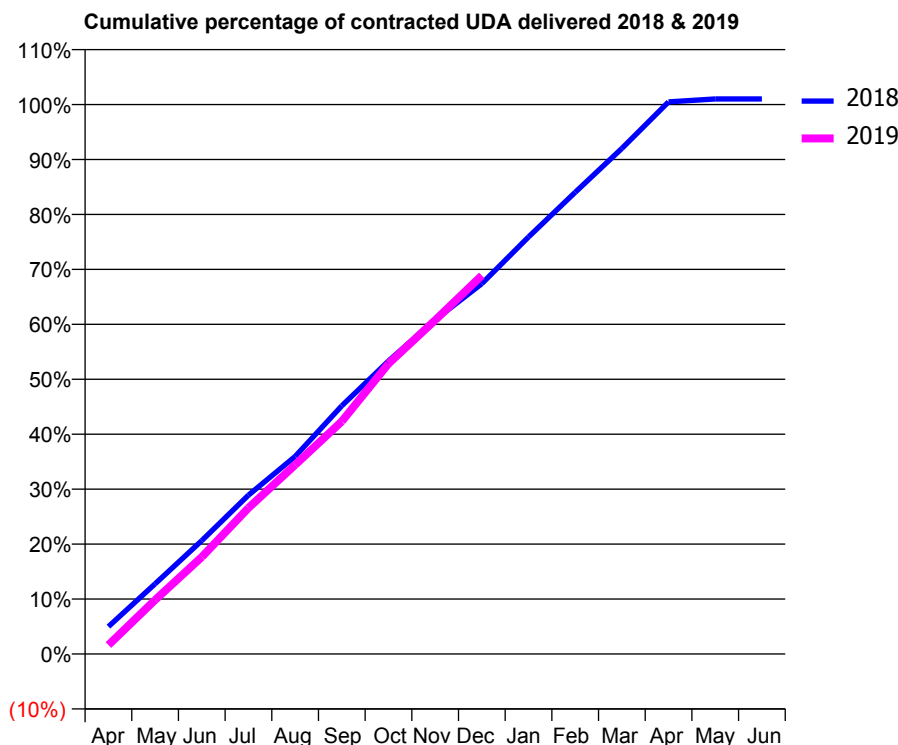
18/19 Contracted general activity (UDA)	5,885
Carry forward general activity (UDA)	-96
18/19 Contracted orthodontic activity (UOA)	0
Carry forward orthodontic activity (UOA)	0
Baseline contract value	£181,895.47

ACCESS*

Patients seen in 24 months	Total	Change since previous quarter
Quarter ending December 2017	1,958	
Quarter ending March 2018	1,933	↓
Quarter ending June 2018	1,927	→
Quarter ending September 2018	1,910	→
Quarter ending December 2018	1,896	→
Variance since December 2017	(3.2%)	↓



ACTIVITY



Month	Adjusted Scheduled Activity (UDA)	
	2018	2019
April	294	96
May	752	579
June	1,215	1,039
July	1,701	1,565
August	2,115	2,026
September	2,658	2,491
October	3,138	3,110
November	3,580	3,575
December	3,966	4,053
January	4,467	
February	4,945	
March	5,415	
April	5,913	
May	5,945	
June	5,945	

QUALITY

	Quantity	Base Number	Contract	LHB	Wales
% of FP17s for the same patient ID Re-attending within 3 months - Children	9	262	3.4%	8.5%	10.9%
% of FP17s for the same patient ID Re-attending within 3 months - Adults	146	1,671	8.7%	14.4%	15.6%
% of FP17s for the same patient ID Re-attending between 3 & 9 months - Children	84	262	32.1%	58.3%	59.6%
% of FP17s for the same patient ID Re-attending between 3 & 9 months - Adults	718	1,671	43.0%	55.4%	55.6%
% of FP17s for Band 1 Urgent Courses	122	1,723	7.1%	8.9%	8.9%
% of FP17s Relating to Free Repair or Replacements	6	1,723	0.3%	0.7%	0.7%
% of FP17s Relating to Continuations	3	1,723	0.2%	0.6%	0.7%
% of Patients satisfied with the dentistry they have received	6	6	N/A	95.4%	93.3%
% of Patients satisfied with the time they had to wait for an appointment	4	6	N/A	90.4%	88.0%

* This is based on patients treated on this contract for their most recent course of treatment. Figures in italics indicate the base number of FP17s or Patient Questionnaire responses are less than 100. N/A is shown where the base number of responses is less than 10 during the period. % is calculated as Quantity/Base number*100

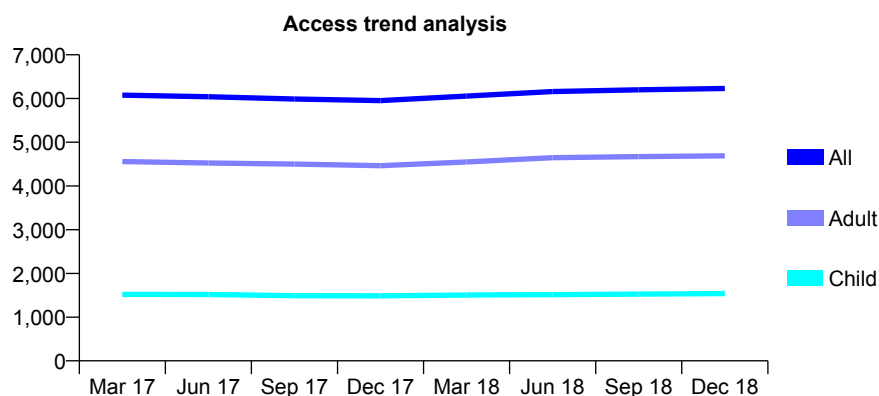
7A6 - Vital Signs At a Glance Contract Report for 643246/0001 - December 2018

Name or company name	MR RD WILLNER
Contract type name	GDS Contract
Purpose of contract	General
Contract start date	01/04/2006
Contract end date	

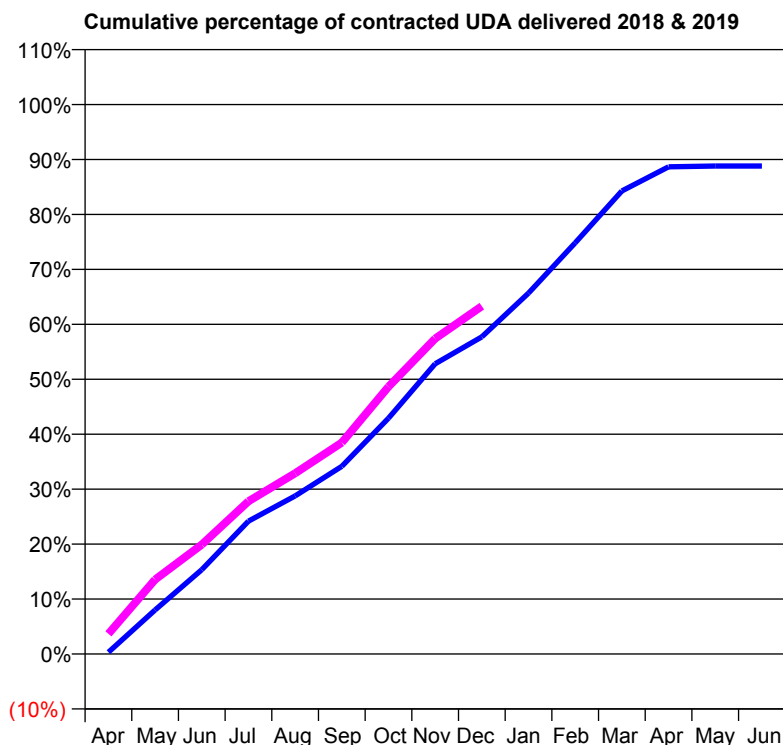
18/19 Contracted general activity (UDA)	20,810
Carry forward general activity (UDA)	0
18/19 Contracted orthodontic activity (UOA)	0
Carry forward orthodontic activity (UOA)	0
Baseline contract value	£556,063.43

ACCESS*

Patients seen in 24 months	Total	Change since previous quarter
Quarter ending December 2017	5,953	
Quarter ending March 2018	6,056	→
Quarter ending June 2018	6,160	→
Quarter ending September 2018	6,198	→
Quarter ending December 2018	6,229	→
Variance since December 2017	4.6%	↑



ACTIVITY



Month	Adjusted Scheduled Activity (UDA)	
	2018	2019
April	68	766
May	1,668	2,818
June	3,193	4,145
July	5,033	5,784
August	5,988	6,846
September	7,109	8,007
October	8,929	10,124
November	10,993	11,947
December	12,011	13,173
January	13,667	
February	15,570	
March	17,534	
April	18,452	
May	18,479	
June	18,479	

QUALITY

	Quantity	Base Number	Contract	LHB	Wales
% of FP17s for the same patient ID Re-attending within 3 months - Children	96	1,489	6.4%	8.5%	10.9%
% of FP17s for the same patient ID Re-attending within 3 months - Adults	758	5,172	14.7%	14.4%	15.6%
% of FP17s for the same patient ID Re-attending between 3 & 9 months - Children	866	1,489	58.2%	58.3%	59.6%
% of FP17s for the same patient ID Re-attending between 3 & 9 months - Adults	3,036	5,172	58.7%	55.4%	55.6%
% of FP17s for Band 1 Urgent Courses	389	6,258	6.2%	8.9%	8.9%
% of FP17s Relating to Free Repair or Replacements	32	6,258	0.5%	0.7%	0.7%
% of FP17s Relating to Continuations	103	6,258	1.6%	0.6%	0.7%
% of Patients satisfied with the dentistry they have received	10	10	100.0%	95.4%	93.3%
% of Patients satisfied with the time they had to wait for an appointment	9	10	90.0%	90.4%	88.0%

* This is based on patients treated on this contract for their most recent course of treatment. Figures in italics indicate the base number of FP17s or Patient Questionnaire responses are less than 100. N/A is shown where the base number of responses is less than 10 during the period. % is calculated as Quantity/Base number*100

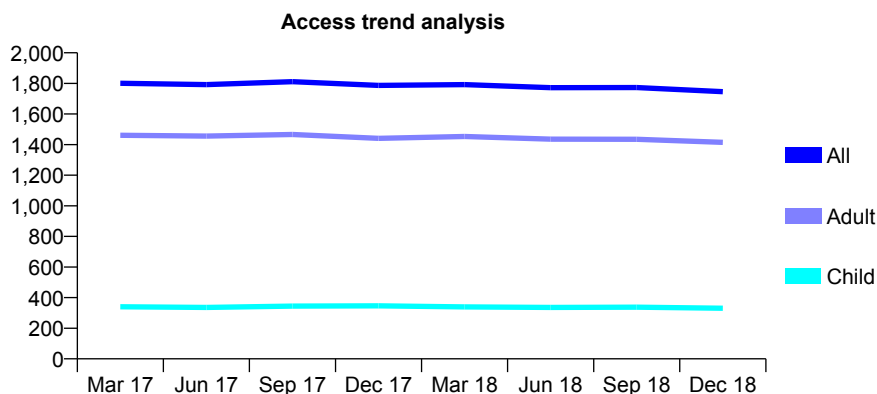
7A6 - Vital Signs At a Glance Contract Report for 674605/0001 - December 2018

Name or company name	MRS LM PLANT
Contract type name	GDS Contract
Purpose of contract	General
Contract start date	01/04/2006
Contract end date	

18/19 Contracted general activity (UDA)	4,829
Carry forward general activity (UDA)	124
18/19 Contracted orthodontic activity (UOA)	0
Carry forward orthodontic activity (UOA)	0
Baseline contract value	£114,092.98

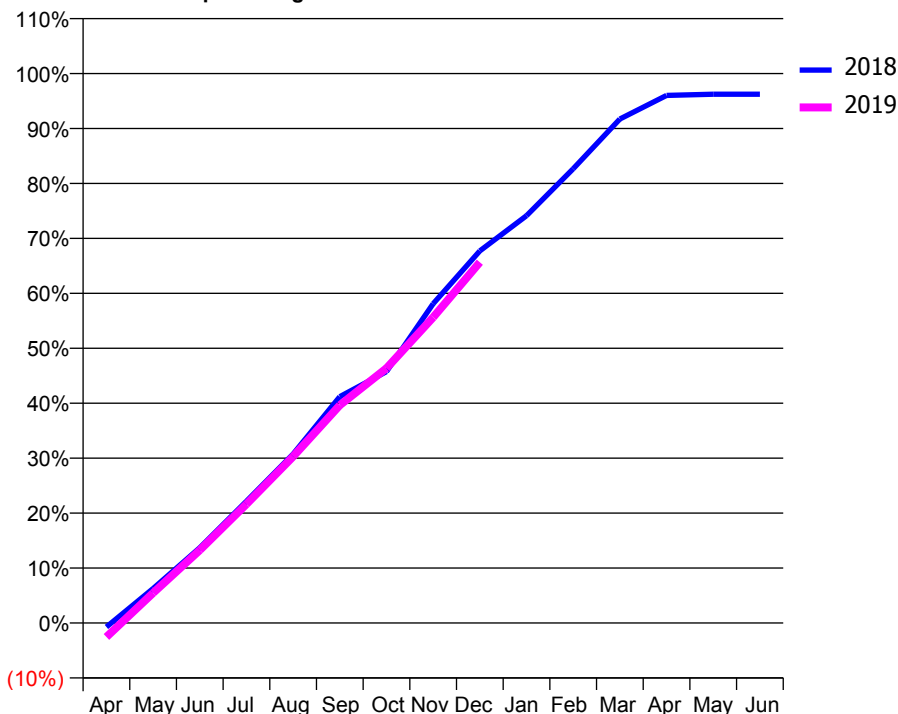
ACCESS*

Patients seen in 24 months	Total	Change since previous quarter
Quarter ending December 2017	1,787	
Quarter ending March 2018	1,792	→
Quarter ending June 2018	1,772	↓
Quarter ending September 2018	1,773	→
Quarter ending December 2018	1,746	↓
Variance since December 2017	(2.3%)	↓



ACTIVITY

Cumulative percentage of contracted UDA delivered 2018 & 2019



Month	Adjusted Scheduled Activity (UDA)	
	2018	2019
April	-36	-124
May	303	265
June	662	641
July	1,070	1,044
August	1,485	1,463
September	1,989	1,914
October	2,209	2,239
November	2,806	2,687
December	3,270	3,171
January	3,580	
February	3,992	
March	4,429	
April	4,637	
May	4,647	
June	4,647	

QUALITY

	Quantity	Base Number	Contract	LHB	Wales
% of FP17s for the same patient ID Re-attending within 3 months - Children	27	358	7.5%	8.5%	10.9%
% of FP17s for the same patient ID Re-attending within 3 months - Adults	142	1,514	9.4%	14.4%	15.6%
% of FP17s for the same patient ID Re-attending between 3 & 9 months - Children	206	358	57.5%	58.3%	59.6%
% of FP17s for the same patient ID Re-attending between 3 & 9 months - Adults	863	1,514	57.0%	55.4%	55.6%
% of FP17s for Band 1 Urgent Courses	125	1,746	7.2%	8.9%	8.9%
% of FP17s Relating to Free Repair or Replacements	8	1,746	0.5%	0.7%	0.7%
% of FP17s Relating to Continuations	9	1,746	0.5%	0.6%	0.7%
% of Patients satisfied with the dentistry they have received	9	9	N/A	95.4%	93.3%
% of Patients satisfied with the time they had to wait for an appointment	9	9	N/A	90.4%	88.0%

* This is based on patients treated on this contract for their most recent course of treatment. Figures in italics indicate the base number of FP17s or Patient Questionnaire responses are less than 100. N/A is shown where the base number of responses is less than 10 during the period. % is calculated as Quantity/Base number*100

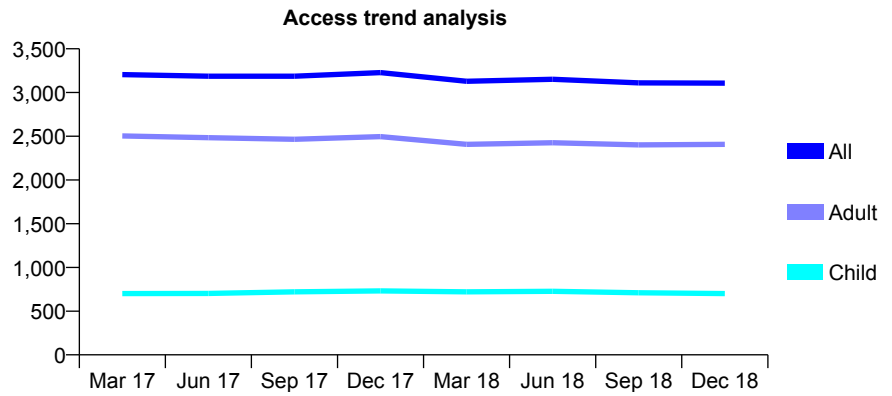
7A6 - Vital Signs At a Glance Contract Report for 680400/0001 - December 2018

Name or company name	MR MA GLADSON
Contract type name	GDS Contract
Purpose of contract	General
Contract start date	01/04/2006
Contract end date	

18/19 Contracted general activity (UDA)	7,920
Carry forward general activity (UDA)	-122
18/19 Contracted orthodontic activity (UOA)	0
Carry forward orthodontic activity (UOA)	0
Baseline contract value	£250,262.01

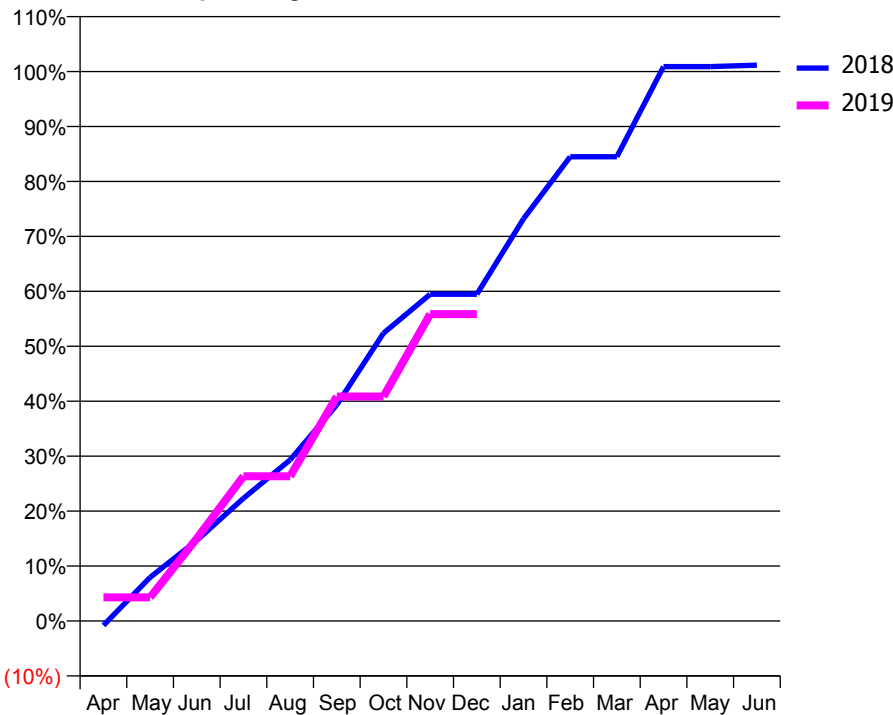
ACCESS*

Patients seen in 24 months	Total	Change since previous quarter
Quarter ending December 2017	3,228	
Quarter ending March 2018	3,129	↓
Quarter ending June 2018	3,152	→
Quarter ending September 2018	3,111	↓
Quarter ending December 2018	3,108	→
Variance since December 2017	(3.7%)	↓



ACTIVITY

Cumulative percentage of contracted UDA delivered 2018 & 2019



Month	Adjusted Scheduled Activity (UDA)	
	2018	2019
April	-65	340
May	629	340
June	1,162	1,191
July	1,768	2,087
August	2,323	2,087
September	3,116	3,236
October	4,149	3,236
November	4,710	4,422
December	4,710	4,422
January	5,798	
February	6,691	
March	6,691	
April	7,990	
May	7,990	
June	8,012	

QUALITY

	Quantity	Base Number	Contract	LHB	Wales
% of FP17s for the same patient ID Re-attending within 3 months - Children	68	640	10.6%	8.5%	10.9%
% of FP17s for the same patient ID Re-attending within 3 months - Adults	420	2,034	20.6%	14.4%	15.6%
% of FP17s for the same patient ID Re-attending between 3 & 9 months - Children	172	640	26.9%	58.3%	59.6%
% of FP17s for the same patient ID Re-attending between 3 & 9 months - Adults	525	2,034	25.8%	55.4%	55.6%
% of FP17s for Band 1 Urgent Courses	487	2,130	22.9%	8.9%	8.9%
% of FP17s Relating to Free Repair or Replacements	22	2,130	1.0%	0.7%	0.7%
% of FP17s Relating to Continuations	31	2,130	1.5%	0.6%	0.7%
% of Patients satisfied with the dentistry they have received	3	3	N/A	95.4%	93.3%
% of Patients satisfied with the time they had to wait for an appointment	3	3	N/A	90.4%	88.0%

* This is based on patients treated on this contract for their most recent course of treatment. Figures in italics indicate the base number of FP17s or Patient Questionnaire responses are less than 100. N/A is shown where the base number of responses is less than 10 during the period. % is calculated as Quantity/Base number*100

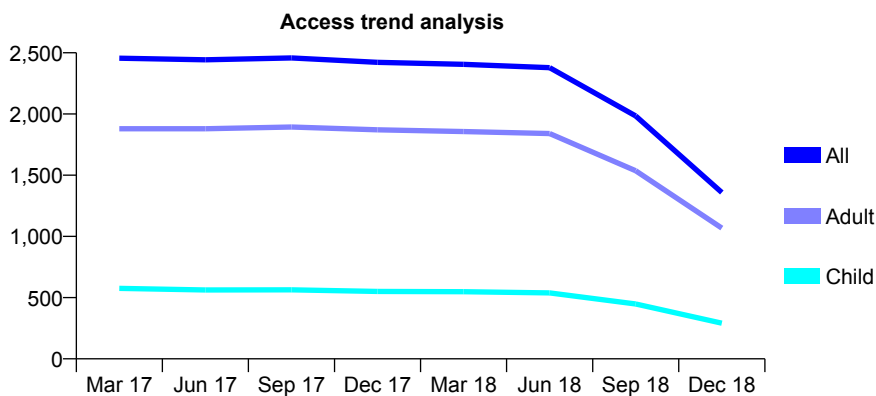
7A6 - Vital Signs At a Glance Contract Report for 729604/0001 - December 2018

Name or company name	MR RE COLLINS
Contract type name	GDS Contract
Purpose of contract	General
Contract start date	01/04/2006
Contract end date	19/05/2018

18/19 Contracted general activity (UDA)	917
Carry forward general activity (UDA)	0
18/19 Contracted orthodontic activity (UOA)	0
Carry forward orthodontic activity (UOA)	0
Baseline contract value	£23,496.87

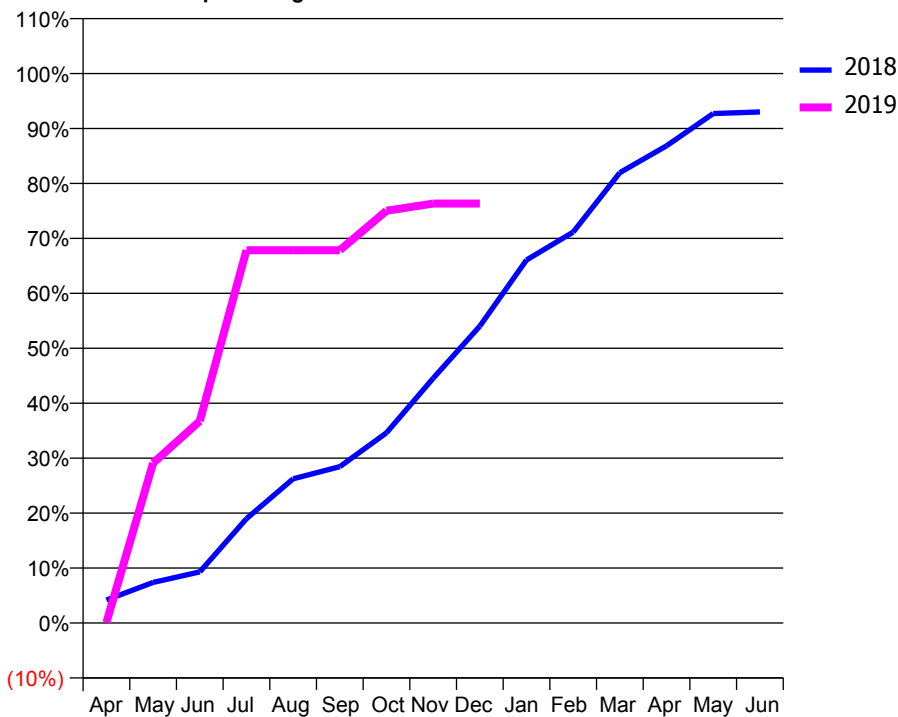
ACCESS*

Patients seen in 24 months	Total	Change since previous quarter
Quarter ending December 2017	2,422	
Quarter ending March 2018	2,406	→
Quarter ending June 2018	2,379	↓
Quarter ending September 2018	1,984	↓
Quarter ending December 2018	1,359	↓
Variance since December 2017	(43.9%)	↓



ACTIVITY

Cumulative percentage of contracted UDA delivered 2018 & 2019



Month	Adjusted Scheduled Activity (UDA)	
	2018	2019
April	286	1
May	503	267
June	635	337
July	1,295	622
August	1,790	622
September	1,941	622
October	2,361	688
November	3,038	700
December	3,684	700
January	4,504	
February	4,851	
March	5,589	
April	5,921	
May	6,322	
June	6,342	

QUALITY

	Quantity	Base Number	Contract	LHB	Wales
% of FP17s for the same patient ID Re-attending within 3 months - Children	2	85	2.4%	8.5%	10.9%
% of FP17s for the same patient ID Re-attending within 3 months - Adults	13	388	3.4%	14.4%	15.6%
% of FP17s for the same patient ID Re-attending between 3 & 9 months - Children	19	85	22.4%	58.3%	59.6%
% of FP17s for the same patient ID Re-attending between 3 & 9 months - Adults	150	388	38.7%	55.4%	55.6%
% of FP17s for Band 1 Urgent Courses	0	234	0.0%	8.9%	8.9%
% of FP17s Relating to Free Repair or Replacements	0	234	0.0%	0.7%	0.7%
% of FP17s Relating to Continuations	0	234	0.0%	0.6%	0.7%
% of Patients satisfied with the dentistry they have received	2	2	N/A	95.4%	93.3%
% of Patients satisfied with the time they had to wait for an appointment	1	2	N/A	90.4%	88.0%

* This is based on patients treated on this contract for their most recent course of treatment. Figures in italics indicate the base number of FP17s or Patient Questionnaire responses are less than 100. N/A is shown where the base number of responses is less than 10 during the period. % is calculated as Quantity/Base number*100

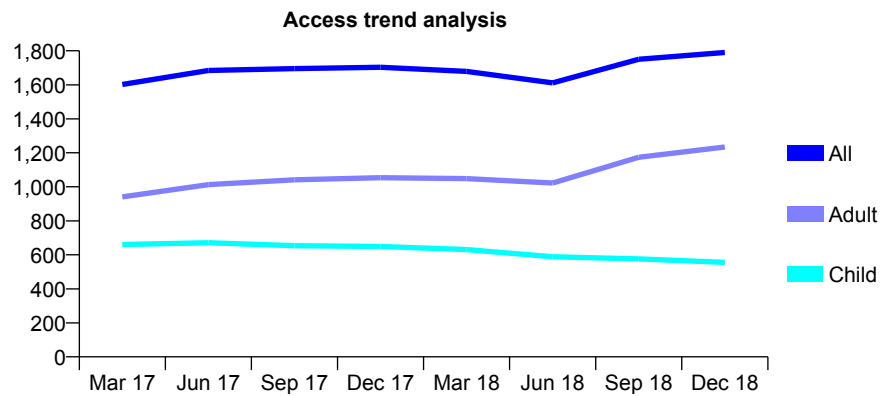
7A6 - Vital Signs At a Glance Contract Report for 738239/0001 - December 2018

Name or company name	Bargood Smile Ltd
Contract type name	GDS Contract
Purpose of contract	General
Contract start date	01/04/2006
Contract end date	

18/19 Contracted general activity (UDA)	6,374
Carry forward general activity (UDA)	382
18/19 Contracted orthodontic activity (UOA)	0
Carry forward orthodontic activity (UOA)	0
Baseline contract value	£192,883.71

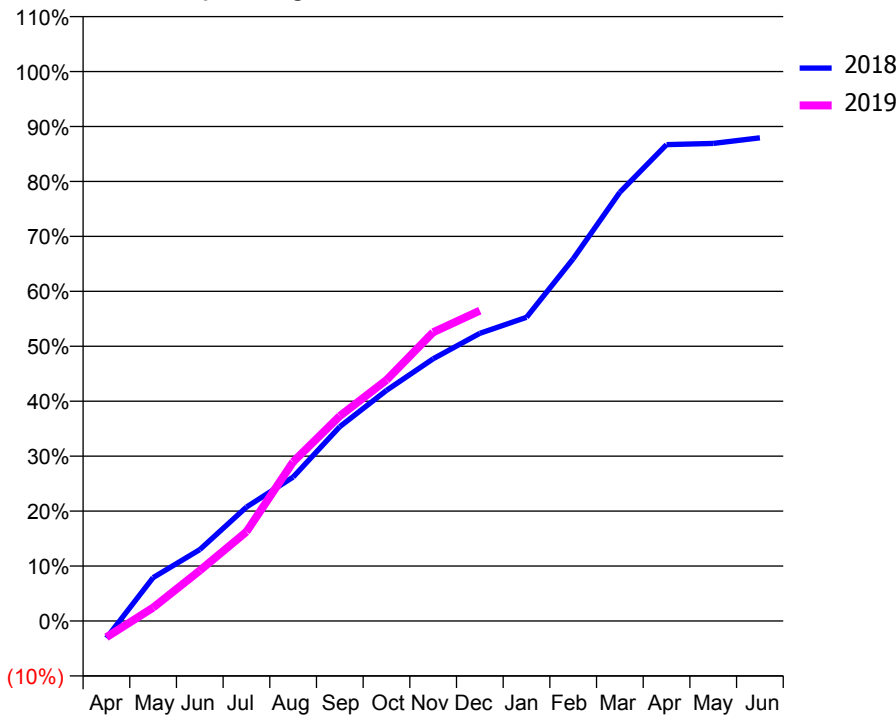
ACCESS*

Patients seen in 24 months	Total	Change since previous quarter
Quarter ending December 2017	1,703	
Quarter ending March 2018	1,679	↓
Quarter ending June 2018	1,611	↓
Quarter ending September 2018	1,750	↑
Quarter ending December 2018	1,790	↑
Variance since December 2017	5.1%	↑



ACTIVITY

Cumulative percentage of contracted UDA delivered 2018 & 2019



Month	Adjusted Scheduled Activity (UDA)	
	2018	2019
April	-199	-190
May	504	156
June	829	586
July	1,322	1,036
August	1,669	1,846
September	2,254	2,377
October	2,675	2,796
November	3,041	3,349
December	3,337	3,600
January	3,523	
February	4,202	
March	4,973	
April	5,525	
May	5,539	
June	5,604	

QUALITY

	Quantity	Base Number	Contract	LHB	Wales
% of FP17s for the same patient ID Re-attending within 3 months - Children	80	624	12.8%	8.5%	10.9%
% of FP17s for the same patient ID Re-attending within 3 months - Adults	138	1,151	12.0%	14.4%	15.6%
% of FP17s for the same patient ID Re-attending between 3 & 9 months - Children	350	624	56.1%	58.3%	59.6%
% of FP17s for the same patient ID Re-attending between 3 & 9 months - Adults	416	1,151	36.1%	55.4%	55.6%
% of FP17s for Band 1 Urgent Courses	137	1,545	8.9%	8.9%	8.9%
% of FP17s Relating to Free Repair or Replacements	2	1,545	0.1%	0.7%	0.7%
% of FP17s Relating to Continuations	2	1,545	0.1%	0.6%	0.7%
% of Patients satisfied with the dentistry they have received	0	1	N/A	95.4%	93.3%
% of Patients satisfied with the time they had to wait for an appointment	0	1	N/A	90.4%	88.0%

* This is based on patients treated on this contract for their most recent course of treatment. Figures in italics indicate the base number of FP17s or Patient Questionnaire responses are less than 100. N/A is shown where the base number of responses is less than 10 during the period. % is calculated as Quantity/Base number*100

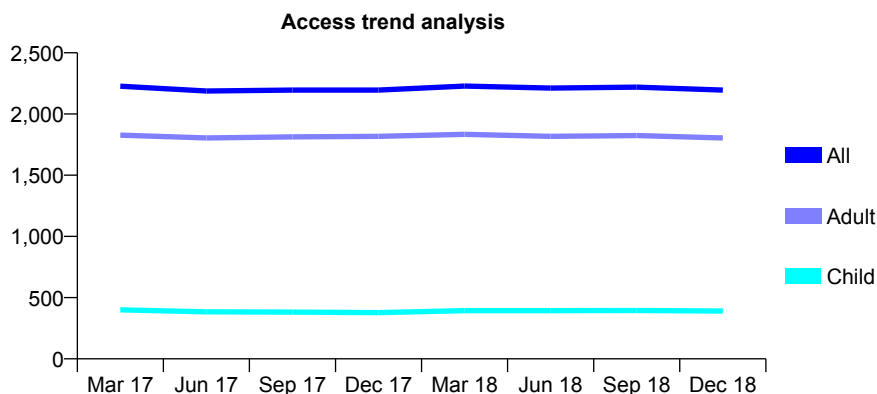
7A6 - Vital Signs At a Glance Contract Report for 742481/0001 - December 2018

Name or company name	MISS J WOODWARD
Contract type name	GDS Contract
Purpose of contract	General
Contract start date	01/04/2006
Contract end date	

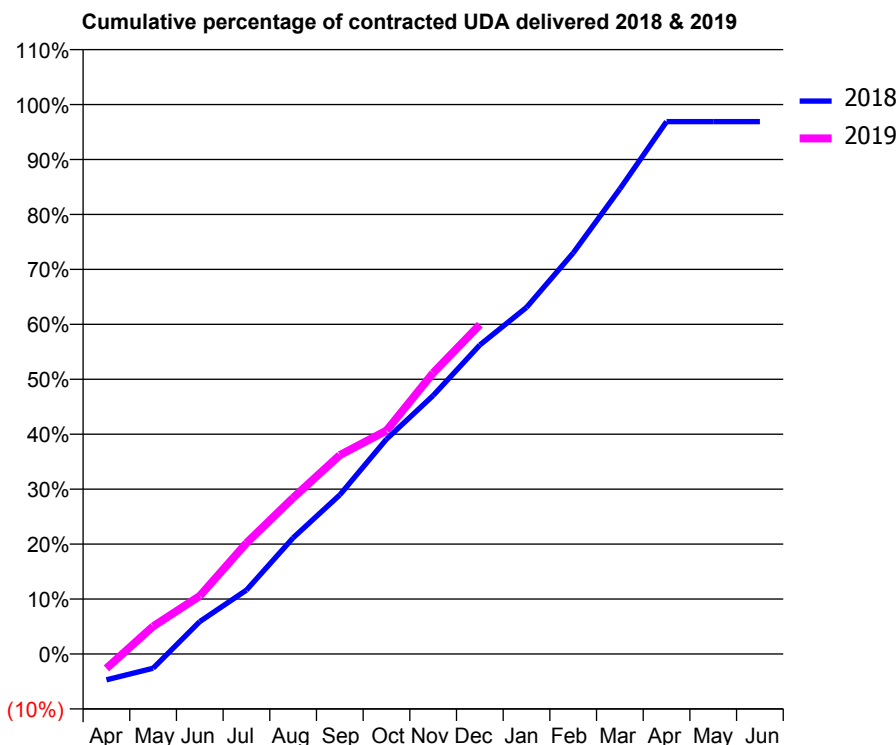
18/19 Contracted general activity (UDA)	6,911
Carry forward general activity (UDA)	213
18/19 Contracted orthodontic activity (UOA)	0
Carry forward orthodontic activity (UOA)	0
Baseline contract value	£149,950.56

ACCESS*

Patients seen in 24 months	Total	Change since previous quarter
Quarter ending December 2017	2,195	
Quarter ending March 2018	2,228	→
Quarter ending June 2018	2,212	→
Quarter ending September 2018	2,219	→
Quarter ending December 2018	2,196	↓
Variance since December 2017	0.0%	→



ACTIVITY



Month	Adjusted Scheduled Activity (UDA)	
	2018	2019
April	-326	-182
May	-180	348
June	408	731
July	805	1,396
August	1,462	1,964
September	2,002	2,502
October	2,703	2,810
November	3,251	3,536
December	3,886	4,141
January	4,360	
February	5,044	
March	5,850	
April	6,695	
May	6,695	
June	6,695	

QUALITY

	Quantity	Base Number	Contract	LHB	Wales
% of FP17s for the same patient ID Re-attending within 3 months - Children	65	504	12.9%	8.5%	10.9%
% of FP17s for the same patient ID Re-attending within 3 months - Adults	308	1,772	17.4%	14.4%	15.6%
% of FP17s for the same patient ID Re-attending between 3 & 9 months - Children	300	504	59.5%	58.3%	59.6%
% of FP17s for the same patient ID Re-attending between 3 & 9 months - Adults	631	1,772	35.6%	55.4%	55.6%
% of FP17s for Band 1 Urgent Courses	176	1,973	8.9%	8.9%	8.9%
% of FP17s Relating to Free Repair or Replacements	13	1,973	0.7%	0.7%	0.7%
% of FP17s Relating to Continuations	46	1,973	2.3%	0.6%	0.7%
% of Patients satisfied with the dentistry they have received	1	1	N/A	95.4%	93.3%
% of Patients satisfied with the time they had to wait for an appointment	1	1	N/A	90.4%	88.0%

* This is based on patients treated on this contract for their most recent course of treatment. Figures in italics indicate the base number of FP17s or Patient Questionnaire responses are less than 100. N/A is shown where the base number of responses is less than 10 during the period. % is calculated as Quantity/Base number*100

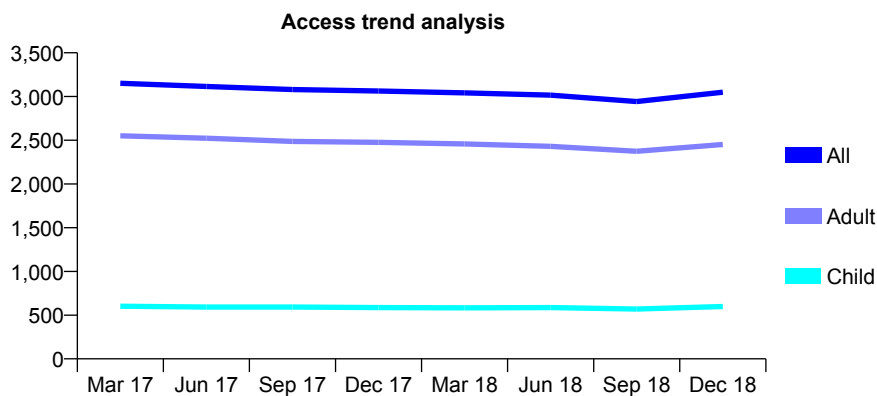
7A6 - Vital Signs At a Glance Contract Report for 767077/0001 - December 2018

Name or company name	MISS N MAHMOOD
Contract type name	GDS Contract
Purpose of contract	General
Contract start date	01/04/2006
Contract end date	

18/19 Contracted general activity (UDA)	10,435
Carry forward general activity (UDA)	-135
18/19 Contracted orthodontic activity (UOA)	0
Carry forward orthodontic activity (UOA)	0
Baseline contract value	£254,446.66

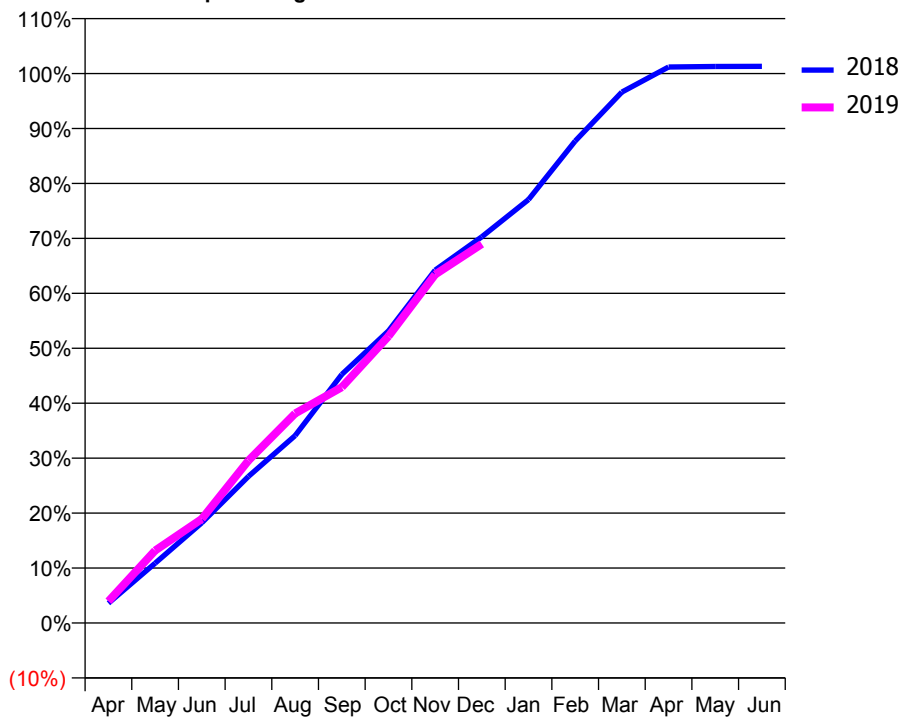
ACCESS*

Patients seen in 24 months	Total	Change since previous quarter
Quarter ending December 2017	3,063	
Quarter ending March 2018	3,042	→
Quarter ending June 2018	3,016	→
Quarter ending September 2018	2,942	↓
Quarter ending December 2018	3,050	↑
Variance since December 2017	(0.4%)	→



ACTIVITY

Cumulative percentage of contracted UDA delivered 2018 & 2019



Month	Adjusted Scheduled Activity (UDA)	
	2018	2019
April	375	414
May	1,137	1,376
June	1,902	1,978
July	2,784	3,087
August	3,558	3,980
September	4,721	4,479
October	5,548	5,446
November	6,701	6,619
December	7,335	7,197
January	8,041	
February	9,154	
March	10,083	
April	10,558	
May	10,568	
June	10,570	

QUALITY

	Quantity	Base Number	Contract	LHB	Wales
% of FP17s for the same patient ID Re-attending within 3 months - Children	24	718	3.3%	8.5%	10.9%
% of FP17s for the same patient ID Re-attending within 3 months - Adults	315	3,004	10.5%	14.4%	15.6%
% of FP17s for the same patient ID Re-attending between 3 & 9 months - Children	483	718	67.3%	58.3%	59.6%
% of FP17s for the same patient ID Re-attending between 3 & 9 months - Adults	2,055	3,004	68.4%	55.4%	55.6%
% of FP17s for Band 1 Urgent Courses	219	3,508	6.2%	8.9%	8.9%
% of FP17s Relating to Free Repair or Replacements	9	3,508	0.3%	0.7%	0.7%
% of FP17s Relating to Continuations	21	3,508	0.6%	0.6%	0.7%
% of Patients satisfied with the dentistry they have received	12	12	100.0%	95.4%	93.3%
% of Patients satisfied with the time they had to wait for an appointment	12	12	100.0%	90.4%	88.0%

* This is based on patients treated on this contract for their most recent course of treatment. Figures in italics indicate the base number of FP17s or Patient Questionnaire responses are less than 100. N/A is shown where the base number of responses is less than 10 during the period. % is calculated as Quantity/Base number*100

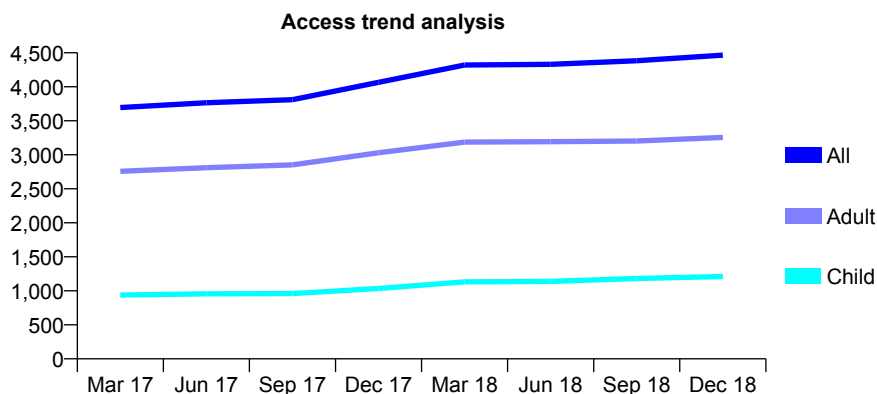
7A6 - Vital Signs At a Glance Contract Report for 782572/0001 - December 2018

Name or company name	MR JD COOK
Contract type name	Pilot Contract
Purpose of contract	General
Contract start date	01/08/2010
Contract end date	

18/19 Contracted general activity (UDA)	12,663
Carry forward general activity (UDA)	-434
18/19 Contracted orthodontic activity (UOA)	0
Carry forward orthodontic activity (UOA)	0
Baseline contract value	£307,346.78

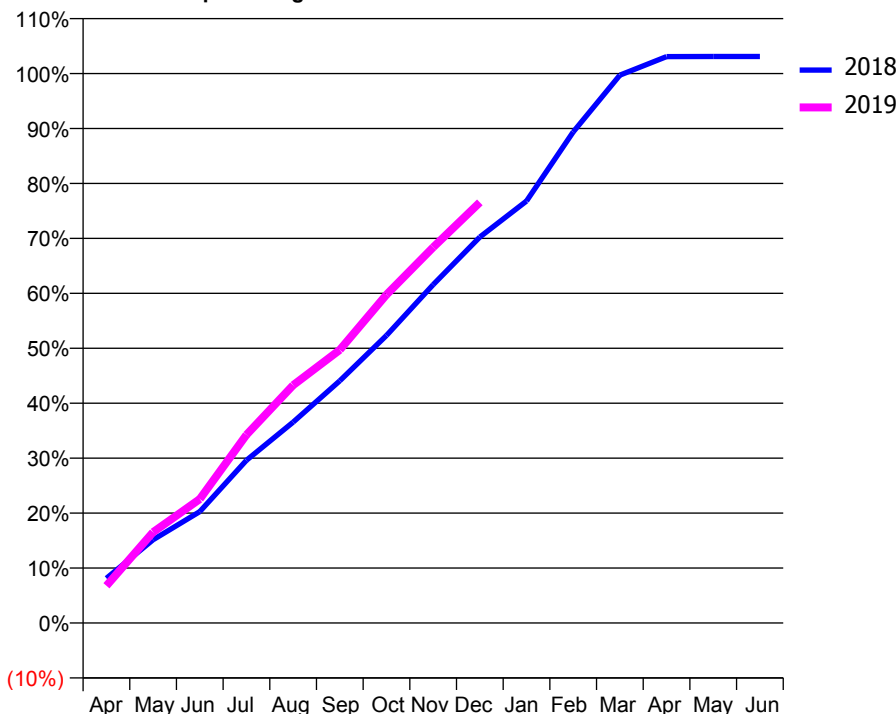
ACCESS*

Patients seen in 24 months	Total	Change since previous quarter
Quarter ending December 2017	4,065	
Quarter ending March 2018	4,320	↑
Quarter ending June 2018	4,331	→
Quarter ending September 2018	4,384	→
Quarter ending December 2018	4,465	→
Variance since December 2017	9.8%	↑



ACTIVITY

Cumulative percentage of contracted UDA delivered 2018 & 2019



Month	Adjusted Scheduled Activity (UDA)	
	2018	2019
April	1,128	860
May	2,101	2,094
June	2,811	2,858
July	4,107	4,339
August	5,070	5,479
September	6,114	6,296
October	7,257	7,567
November	8,541	8,659
December	9,742	9,694
January	10,648	
February	12,393	
March	13,828	
April	14,294	
May	14,299	
June	14,299	

QUALITY

	Quantity	Base Number	Contract	LHB	Wales
% of FP17s for the same patient ID Re-attending within 3 months - Children	121	1,535	7.9%	8.5%	10.9%
% of FP17s for the same patient ID Re-attending within 3 months - Adults	483	3,940	12.3%	14.4%	15.6%
% of FP17s for the same patient ID Re-attending between 3 & 9 months - Children	1,022	1,535	66.6%	58.3%	59.6%
% of FP17s for the same patient ID Re-attending between 3 & 9 months - Adults	2,484	3,940	63.0%	55.4%	55.6%
% of FP17s for Band 1 Urgent Courses	556	5,277	10.5%	8.9%	8.9%
% of FP17s Relating to Free Repair or Replacements	39	5,277	0.7%	0.7%	0.7%
% of FP17s Relating to Continuations	22	5,277	0.4%	0.6%	0.7%
% of Patients satisfied with the dentistry they have received	5	5	N/A	95.4%	93.3%
% of Patients satisfied with the time they had to wait for an appointment	5	5	N/A	90.4%	88.0%

* This is based on patients treated on this contract for their most recent course of treatment. Figures in italics indicate the base number of FP17s or Patient Questionnaire responses are less than 100. N/A is shown where the base number of responses is less than 10 during the period. % is calculated as Quantity/Base number*100

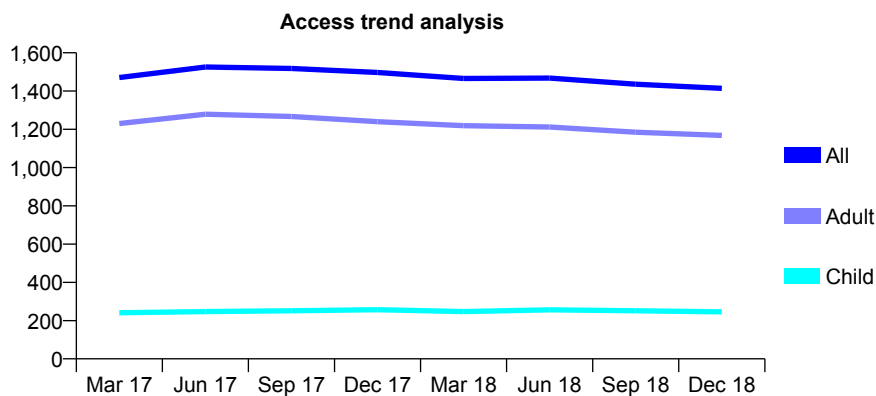
7A6 - Vital Signs At a Glance Contract Report for 801933/0002 - December 2018

Name or company name	MR LH RICH
Contract type name	GDS Contract
Purpose of contract	General
Contract start date	06/05/2013
Contract end date	

18/19 Contracted general activity (UDA)	4,550
Carry forward general activity (UDA)	273
18/19 Contracted orthodontic activity (UOA)	0
Carry forward orthodontic activity (UOA)	0
Baseline contract value	£102,729.07

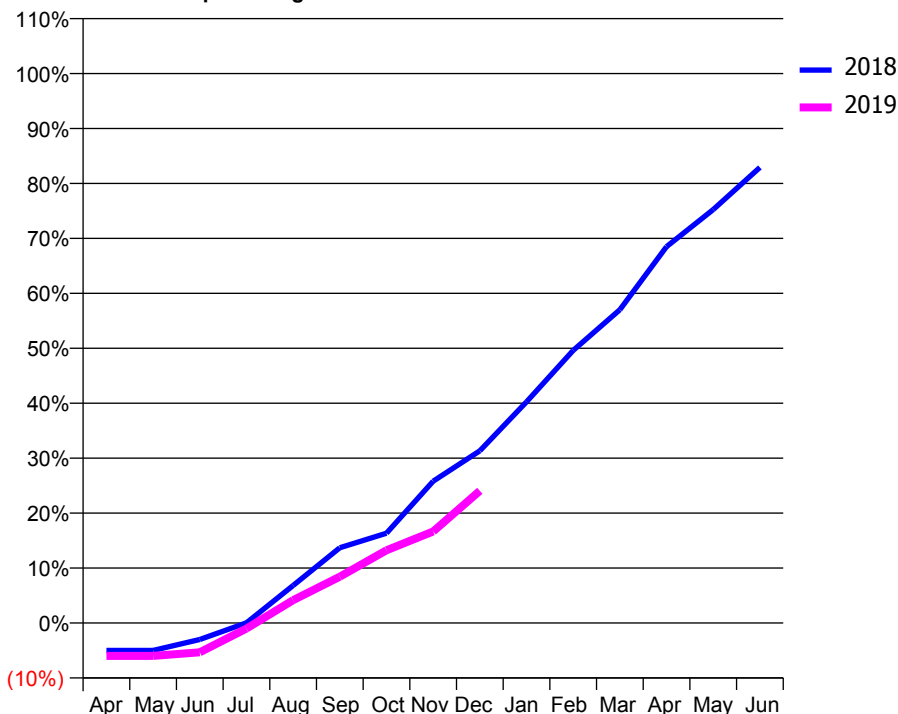
ACCESS*

Patients seen in 24 months	Total	Change since previous quarter
Quarter ending December 2017	1,497	
Quarter ending March 2018	1,466	↓
Quarter ending June 2018	1,468	→
Quarter ending September 2018	1,436	↓
Quarter ending December 2018	1,414	↓
Variance since December 2017	(5.5%)	↓



ACTIVITY

Cumulative percentage of contracted UDA delivered 2018 & 2019



Adjusted Scheduled Activity (UDA)

Month	2018	2019
April	-228	-273
May	-228	-273
June	-137	-243
July	2	-47
August	311	189
September	623	383
October	744	602
November	1,174	758
December	1,426	1,095
January	1,831	
February	2,257	
March	2,594	
April	3,117	
May	3,423	
June	3,772	

QUALITY

	Quantity	Base Number	Contract	LHB	Wales
% of FP17s for the same patient ID Re-attending within 3 months - Children	4	171	2.3%	8.5%	10.9%
% of FP17s for the same patient ID Re-attending within 3 months - Adults	69	850	8.1%	14.4%	15.6%
% of FP17s for the same patient ID Re-attending between 3 & 9 months - Children	45	171	26.3%	58.3%	59.6%
% of FP17s for the same patient ID Re-attending between 3 & 9 months - Adults	298	850	35.1%	55.4%	55.6%
% of FP17s for Band 1 Urgent Courses	4	654	0.6%	8.9%	8.9%
% of FP17s Relating to Free Repair or Replacements	5	654	0.8%	0.7%	0.7%
% of FP17s Relating to Continuations	0	654	0.0%	0.6%	0.7%
% of Patients satisfied with the dentistry they have received	4	4	N/A	95.4%	93.3%
% of Patients satisfied with the time they had to wait for an appointment	3	4	N/A	90.4%	88.0%

* This is based on patients treated on this contract for their most recent course of treatment. Figures in italics indicate the base number of FP17s or Patient Questionnaire responses are less than 100. N/A is shown where the base number of responses is less than 10 during the period. % is calculated as Quantity/Base number*100

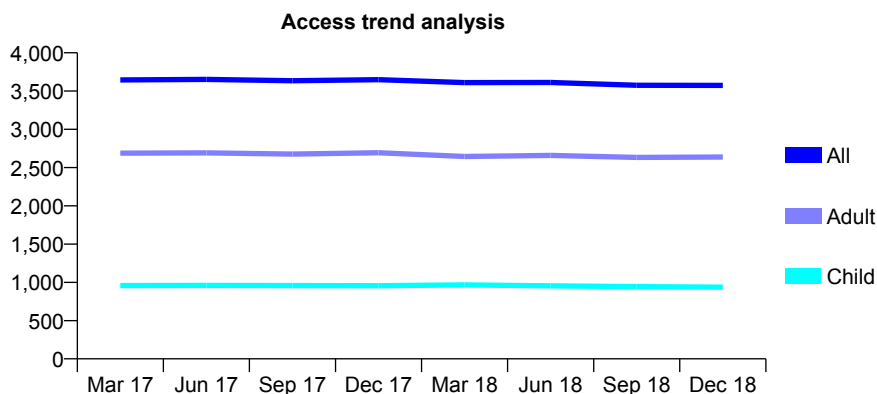
7A6 - Vital Signs At a Glance Contract Report for 919896/0001 - December 2018

Name or company name	MR DW EDWARDS
Contract type name	Pilot Contract
Purpose of contract	General
Contract start date	01/04/2006
Contract end date	

18/19 Contracted general activity (UDA)	10,205
Carry forward general activity (UDA)	0
18/19 Contracted orthodontic activity (UOA)	0
Carry forward orthodontic activity (UOA)	0
Baseline contract value	£268,485.62

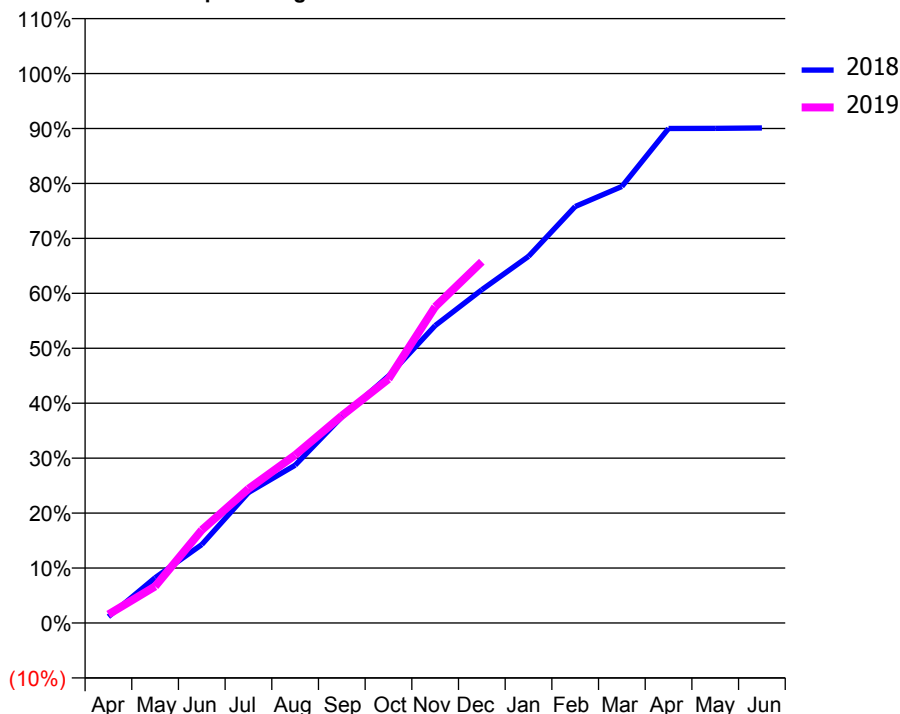
ACCESS*

Patients seen in 24 months	Total	Change since previous quarter
Quarter ending December 2017	3,649	
Quarter ending March 2018	3,611	↓
Quarter ending June 2018	3,613	→
Quarter ending September 2018	3,576	↓
Quarter ending December 2018	3,574	→
Variance since December 2017	(2.1%)	↓



ACTIVITY

Cumulative percentage of contracted UDA delivered 2018 & 2019



Adjusted Scheduled Activity (UDA)

Month	2018	2019
April	132	159
May	934	680
June	1,620	1,728
July	2,691	2,491
August	3,257	3,118
September	4,252	3,849
October	5,097	4,531
November	6,137	5,874
December	6,879	6,711
January	7,565	
February	8,594	
March	9,007	
April	10,205	
May	10,207	
June	10,214	

QUALITY

	Quantity	Base Number	Contract	LHB	Wales
% of FP17s for the same patient ID Re-attending within 3 months - Children	60	1,194	5.0%	8.5%	10.9%
% of FP17s for the same patient ID Re-attending within 3 months - Adults	360	3,018	11.9%	14.4%	15.6%
% of FP17s for the same patient ID Re-attending between 3 & 9 months - Children	789	1,194	66.1%	58.3%	59.6%
% of FP17s for the same patient ID Re-attending between 3 & 9 months - Adults	1,603	3,018	53.1%	55.4%	55.6%
% of FP17s for Band 1 Urgent Courses	237	3,640	6.5%	8.9%	8.9%
% of FP17s Relating to Free Repair or Replacements	20	3,640	0.5%	0.7%	0.7%
% of FP17s Relating to Continuations	31	3,640	0.9%	0.6%	0.7%
% of Patients satisfied with the dentistry they have received	8	8	N/A	95.4%	93.3%
% of Patients satisfied with the time they had to wait for an appointment	7	8	N/A	90.4%	88.0%

* This is based on patients treated on this contract for their most recent course of treatment. Figures in italics indicate the base number of FP17s or Patient Questionnaire responses are less than 100. N/A is shown where the base number of responses is less than 10 during the period. % is calculated as Quantity/Base number*100

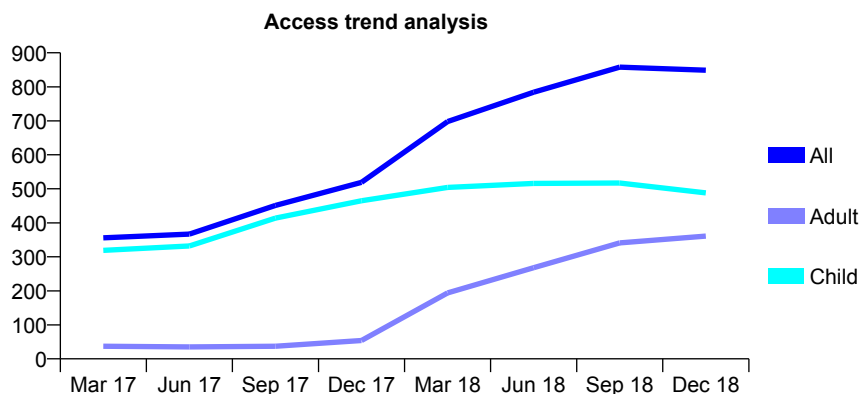
7A6 - Vital Signs At a Glance Contract Report for 929018/0001 - December 2018

Name or company name	Skyrunner Limited
Contract type name	GDS Contract
Purpose of contract	General
Contract start date	01/04/2006
Contract end date	

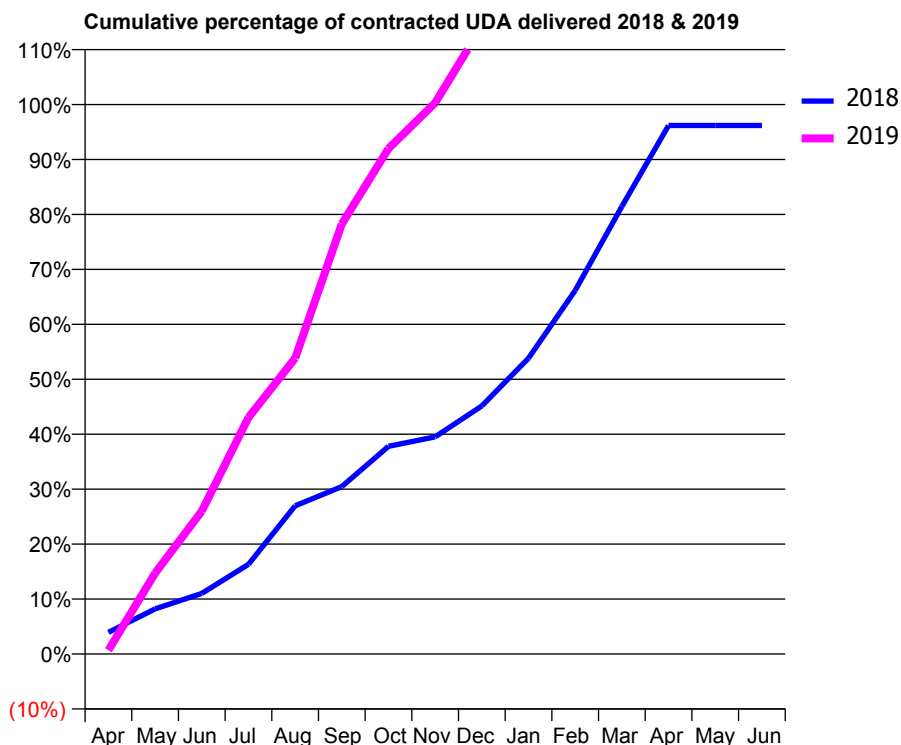
18/19 Contracted general activity (UDA)	1,569
Carry forward general activity (UDA)	53
18/19 Contracted orthodontic activity (UOA)	0
Carry forward orthodontic activity (UOA)	0
Baseline contract value	£46,176.50

ACCESS*

Patients seen in 24 months	Total	Change since previous quarter
Quarter ending December 2017	519	
Quarter ending March 2018	698	↑
Quarter ending June 2018	784	↑
Quarter ending September 2018	858	↑
Quarter ending December 2018	849	↓
Variance since December 2017	63.6%	↑



ACTIVITY



Month	Adjusted Scheduled Activity (UDA)	
	2018	2019
April	62	11
May	129	231
June	173	408
July	256	675
August	423	845
September	478	1,228
October	593	1,443
November	620	1,574
December	708	1,792
January	845	
February	1,038	
March	1,278	
April	1,509	
May	1,509	
June	1,509	

QUALITY

	Quantity	Base Number	Contract	LHB	Wales
% of FP17s for the same patient ID Re-attending within 3 months - Children	40	574	7.0%	8.5%	10.9%
% of FP17s for the same patient ID Re-attending within 3 months - Adults	60	430	14.0%	14.4%	15.6%
% of FP17s for the same patient ID Re-attending between 3 & 9 months - Children	390	574	67.9%	58.3%	59.6%
% of FP17s for the same patient ID Re-attending between 3 & 9 months - Adults	103	430	24.0%	55.4%	55.6%
% of FP17s for Band 1 Urgent Courses	18	904	2.0%	8.9%	8.9%
% of FP17s Relating to Free Repair or Replacements	0	904	0.0%	0.7%	0.7%
% of FP17s Relating to Continuations	1	904	0.1%	0.6%	0.7%
% of Patients satisfied with the dentistry they have received	1	1	N/A	95.4%	93.3%
% of Patients satisfied with the time they had to wait for an appointment	1	1	N/A	90.4%	88.0%

* This is based on patients treated on this contract for their most recent course of treatment. Figures in italics indicate the base number of FP17s or Patient Questionnaire responses are less than 100. N/A is shown where the base number of responses is less than 10 during the period. % is calculated as Quantity/Base number*100

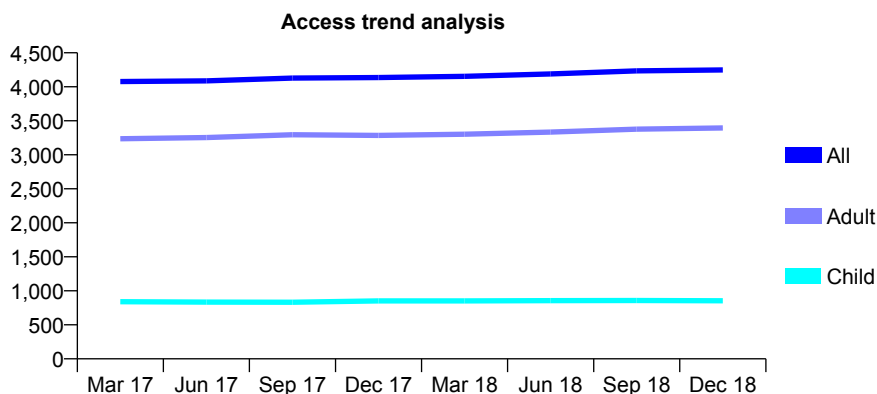
7A6 - Vital Signs At a Glance Contract Report for 952346/0001 - December 2018

Name or company name	MISS MH STANTON
Contract type name	GDS Contract
Purpose of contract	General
Contract start date	01/04/2006
Contract end date	

18/19 Contracted general activity (UDA)	14,876
Carry forward general activity (UDA)	0
18/19 Contracted orthodontic activity (UOA)	0
Carry forward orthodontic activity (UOA)	0
Baseline contract value	£455,714.17

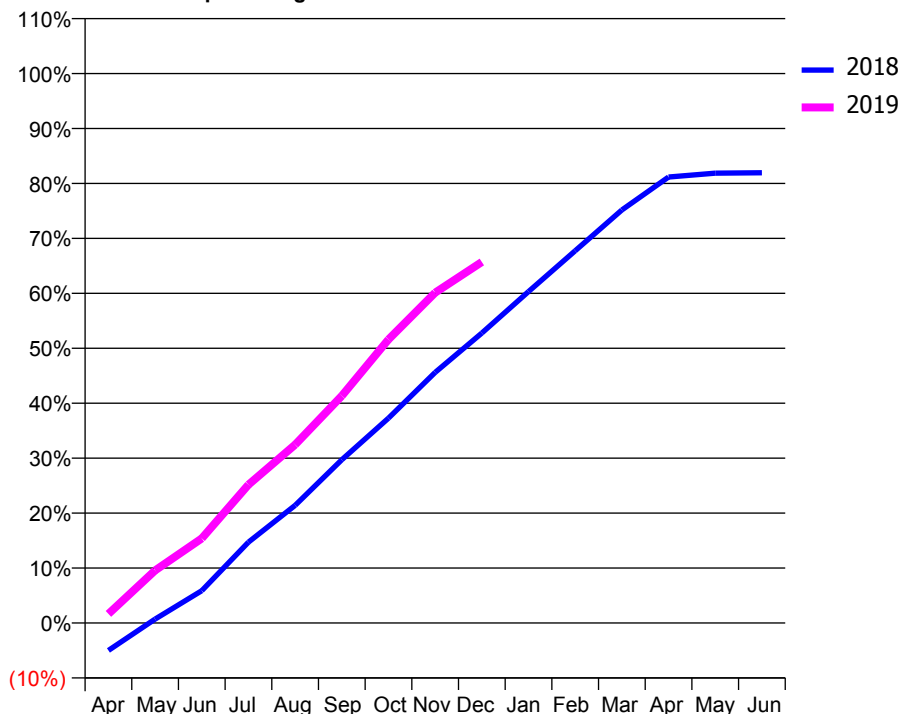
ACCESS*

Patients seen in 24 months	Total	Change since previous quarter
Quarter ending December 2017	4,137	
Quarter ending March 2018	4,153	→
Quarter ending June 2018	4,190	→
Quarter ending September 2018	4,235	→
Quarter ending December 2018	4,249	→
Variance since December 2017	2.7%	↑



ACTIVITY

Cumulative percentage of contracted UDA delivered 2018 & 2019



Adjusted Scheduled Activity (UDA)

Month	2018	2019
April	-744	247
May	108	1,424
June	876	2,291
July	2,190	3,744
August	3,187	4,828
September	4,419	6,150
October	5,548	7,676
November	6,785	8,944
December	7,851	9,774
January	8,973	
February	10,078	
March	11,183	
April	12,073	
May	12,180	
June	12,189	

QUALITY

	Quantity	Base Number	Contract	LHB	Wales
% of FP17s for the same patient ID Re-attending within 3 months - Children	52	963	5.4%	8.5%	10.9%
% of FP17s for the same patient ID Re-attending within 3 months - Adults	690	4,329	15.9%	14.4%	15.6%
% of FP17s for the same patient ID Re-attending between 3 & 9 months - Children	642	963	66.7%	58.3%	59.6%
% of FP17s for the same patient ID Re-attending between 3 & 9 months - Adults	2,631	4,329	60.8%	55.4%	55.6%
% of FP17s for Band 1 Urgent Courses	391	4,850	8.1%	8.9%	8.9%
% of FP17s Relating to Free Repair or Replacements	47	4,850	1.0%	0.7%	0.7%
% of FP17s Relating to Continuations	39	4,850	0.8%	0.6%	0.7%
% of Patients satisfied with the dentistry they have received	32	32	100.0%	95.4%	93.3%
% of Patients satisfied with the time they had to wait for an appointment	32	32	100.0%	90.4%	88.0%

* This is based on patients treated on this contract for their most recent course of treatment. Figures in italics indicate the base number of FP17s or Patient Questionnaire responses are less than 100. N/A is shown where the base number of responses is less than 10 during the period. % is calculated as Quantity/Base number*100

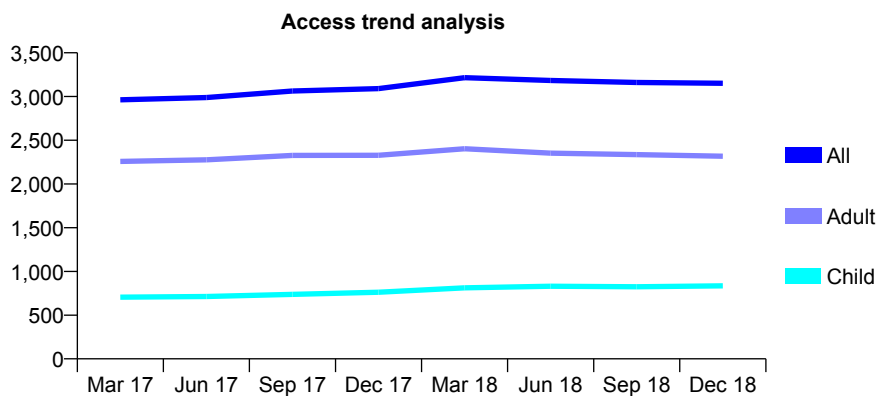
7A6 - Vital Signs At a Glance Contract Report for 965332/0001 - December 2018

Name or company name	94 Dental
Contract type name	GDS Contract
Purpose of contract	General
Contract start date	01/04/2011
Contract end date	

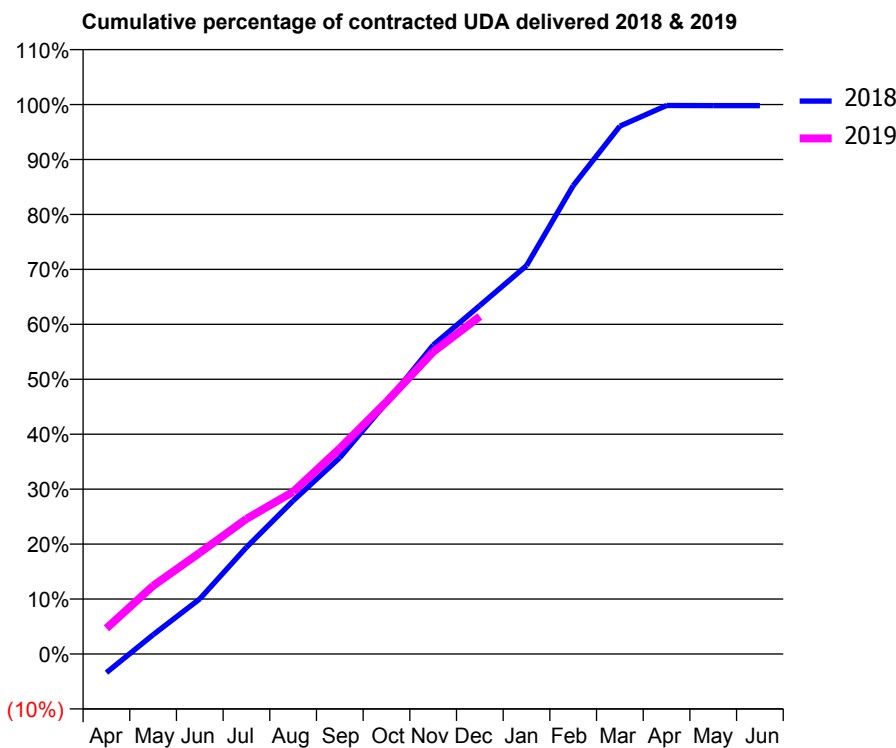
18/19 Contracted general activity (UDA)	10,011
Carry forward general activity (UDA)	18
18/19 Contracted orthodontic activity (UOA)	0
Carry forward orthodontic activity (UOA)	0
Baseline contract value	£250,340.22

ACCESS*

Patients seen in 24 months	Total	Change since previous quarter
Quarter ending December 2017	3,090	
Quarter ending March 2018	3,215	↑
Quarter ending June 2018	3,183	→
Quarter ending September 2018	3,161	→
Quarter ending December 2018	3,152	→
Variance since December 2017	2.0%	↑



ACTIVITY



Month	Adjusted Scheduled Activity (UDA)	
	2018	2019
April	-340	468
May	351	1,243
June	1,005	1,845
July	1,944	2,461
August	2,793	2,955
September	3,577	3,747
October	4,580	4,594
November	5,627	5,505
December	6,348	6,150
January	7,076	
February	8,534	
March	9,617	
April	9,992	
May	9,991	
June	9,991	

QUALITY

	Quantity	Base Number	Contract	LHB	Wales
% of FP17s for the same patient ID Re-attending within 3 months - Children	58	938	6.2%	8.5%	10.9%
% of FP17s for the same patient ID Re-attending within 3 months - Adults	171	2,467	6.9%	14.4%	15.6%
% of FP17s for the same patient ID Re-attending between 3 & 9 months - Children	670	938	71.4%	58.3%	59.6%
% of FP17s for the same patient ID Re-attending between 3 & 9 months - Adults	1,862	2,467	75.5%	55.4%	55.6%
% of FP17s for Band 1 Urgent Courses	170	3,267	5.2%	8.9%	8.9%
% of FP17s Relating to Free Repair or Replacements	21	3,267	0.6%	0.7%	0.7%
% of FP17s Relating to Continuations	11	3,267	0.3%	0.6%	0.7%
% of Patients satisfied with the dentistry they have received	5	6	N/A	95.4%	93.3%
% of Patients satisfied with the time they had to wait for an appointment	4	6	N/A	90.4%	88.0%

* This is based on patients treated on this contract for their most recent course of treatment. Figures in italics indicate the base number of FP17s or Patient Questionnaire responses are less than 100. N/A is shown where the base number of responses is less than 10 during the period. % is calculated as Quantity/Base number*100

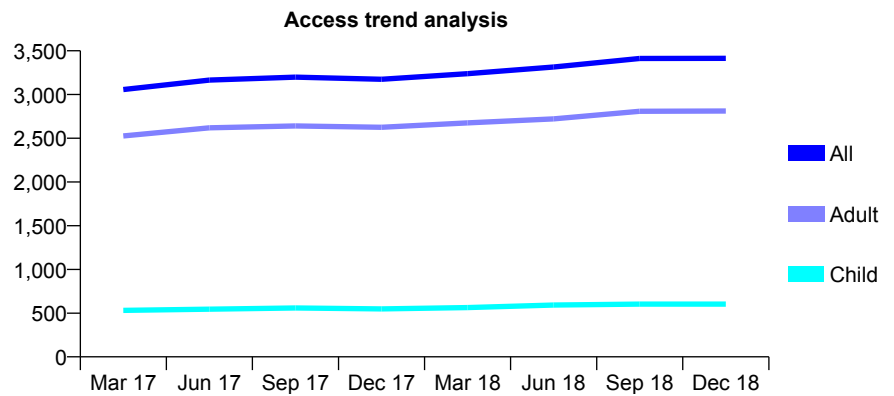
7A6 - Vital Signs At a Glance Contract Report for 972665/0001 - December 2018

Name or company name	Incisive Oral Solutions Limited
Contract type name	GDS Contract
Purpose of contract	General
Contract start date	01/07/2015
Contract end date	

18/19 Contracted general activity (UDA)	10,765
Carry forward general activity (UDA)	101
18/19 Contracted orthodontic activity (UOA)	0
Carry forward orthodontic activity (UOA)	0
Baseline contract value	£259,470.06

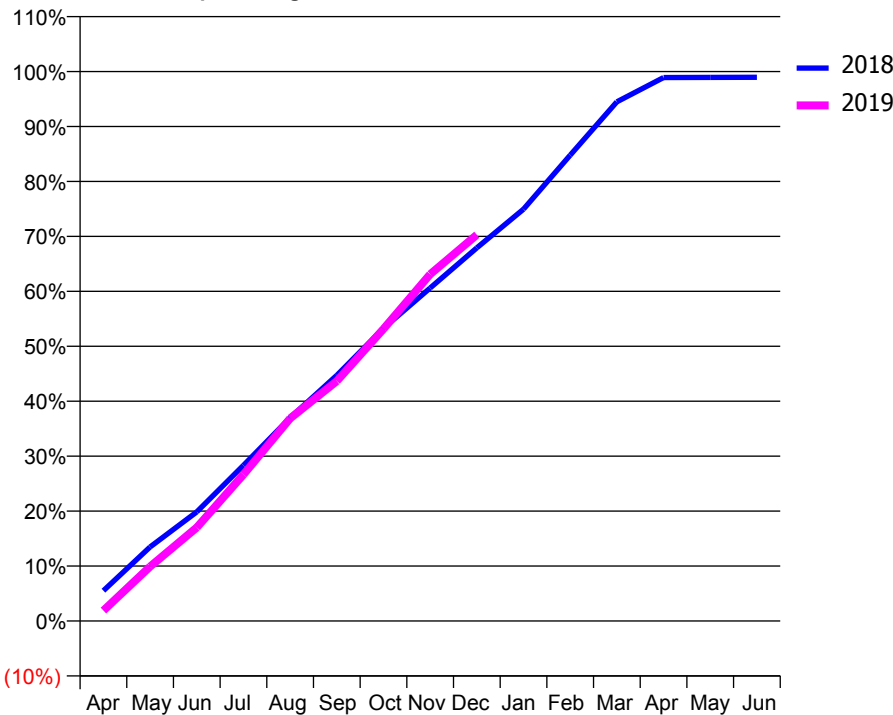
ACCESS*

Patients seen in 24 months	Total	Change since previous quarter
Quarter ending December 2017	3,174	
Quarter ending March 2018	3,239	↑
Quarter ending June 2018	3,314	↑
Quarter ending September 2018	3,412	↑
Quarter ending December 2018	3,414	→
Variance since December 2017	7.6%	↑



ACTIVITY

Cumulative percentage of contracted UDA delivered 2018 & 2019



Month	Adjusted Scheduled Activity (UDA)	
	2018	2019
April	594	205
May	1,452	1,067
June	2,138	1,833
July	3,051	2,869
August	3,982	3,971
September	4,812	4,701
October	5,735	5,723
November	6,526	6,795
December	7,310	7,566
January	8,068	
February	9,126	
March	10,172	
April	10,646	
May	10,648	
June	10,651	

QUALITY

	Quantity	Base Number	Contract	LHB	Wales
% of FP17s for the same patient ID Re-attending within 3 months - Children	42	732	5.7%	8.5%	10.9%
% of FP17s for the same patient ID Re-attending within 3 months - Adults	296	3,438	8.6%	14.4%	15.6%
% of FP17s for the same patient ID Re-attending between 3 & 9 months - Children	496	732	67.8%	58.3%	59.6%
% of FP17s for the same patient ID Re-attending between 3 & 9 months - Adults	2,338	3,438	68.0%	55.4%	55.6%
% of FP17s for Band 1 Urgent Courses	198	3,976	5.0%	8.9%	8.9%
% of FP17s Relating to Free Repair or Replacements	32	3,976	0.8%	0.7%	0.7%
% of FP17s Relating to Continuations	17	3,976	0.4%	0.6%	0.7%
% of Patients satisfied with the dentistry they have received	7	7	N/A	95.4%	93.3%
% of Patients satisfied with the time they had to wait for an appointment	7	7	N/A	90.4%	88.0%

* This is based on patients treated on this contract for their most recent course of treatment. Figures in italics indicate the base number of FP17s or Patient Questionnaire responses are less than 100. N/A is shown where the base number of responses is less than 10 during the period. % is calculated as Quantity/Base number*100

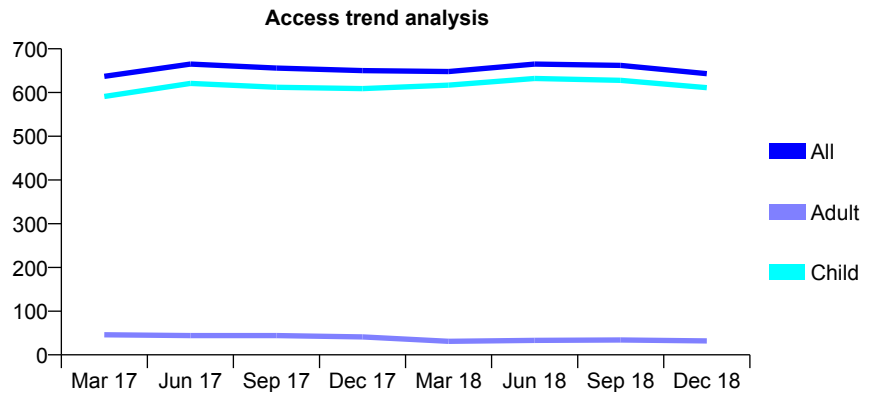
7A6 - Vital Signs At a Glance Contract Report for 980625/0001 - December 2018

Name or company name	MR PJ EVANS
Contract type name	GDS Contract
Purpose of contract	General
Contract start date	01/04/2006
Contract end date	

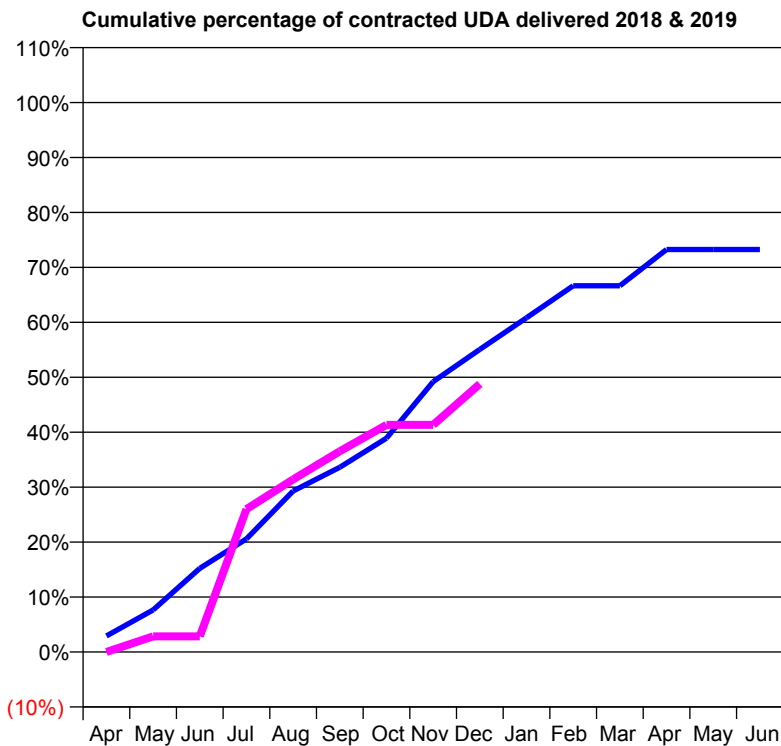
18/19 Contracted general activity (UDA)	1,756
Carry forward general activity (UDA)	0
18/19 Contracted orthodontic activity (UOA)	0
Carry forward orthodontic activity (UOA)	0
Baseline contract value	£49,050.33

ACCESS*

Patients seen in 24 months	Total	Change since previous quarter
Quarter ending December 2017	650	
Quarter ending March 2018	648	→
Quarter ending June 2018	665	↑
Quarter ending September 2018	662	→
Quarter ending December 2018	643	↓
Variance since December 2017	(1.1%)	↓



ACTIVITY



Month	Adjusted Scheduled Activity (UDA)	
	2018	2019
April	51	0
May	134	50
June	268	50
July	362	456
August	515	552
September	591	642
October	683	726
November	864	726
December	967	857
January	1,068	
February	1,170	
March	1,170	
April	1,286	
May	1,286	
June	1,286	

QUALITY

	Quantity	Base Number	Contract	LHB	Wales
% of FP17s for the same patient ID Re-attending within 3 months - Children	42	735	5.7%	8.5%	10.9%
% of FP17s for the same patient ID Re-attending within 3 months - Adults	0	0	N/A	14.4%	15.6%
% of FP17s for the same patient ID Re-attending between 3 & 9 months - Children	477	735	64.9%	58.3%	59.6%
% of FP17s for the same patient ID Re-attending between 3 & 9 months - Adults	0	0	N/A	55.4%	55.6%
% of FP17s for Band 1 Urgent Courses	14	643	2.2%	8.9%	8.9%
% of FP17s Relating to Free Repair or Replacements	0	643	0.0%	0.7%	0.7%
% of FP17s Relating to Continuations	8	643	1.2%	0.6%	0.7%
% of Patients satisfied with the dentistry they have received	0	0	N/A	95.4%	93.3%
% of Patients satisfied with the time they had to wait for an appointment	0	0	N/A	90.4%	88.0%

* This is based on patients treated on this contract for their most recent course of treatment. Figures in italics indicate the base number of FP17s or Patient Questionnaire responses are less than 100. N/A is shown where the base number of responses is less than 10 during the period. % is calculated as Quantity/Base number*100

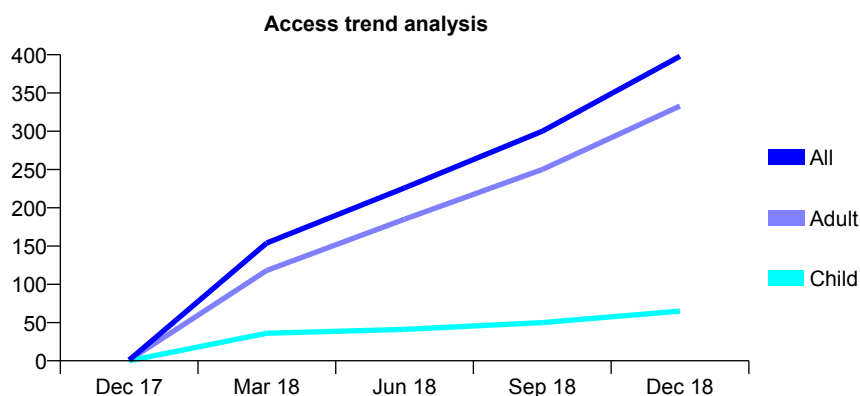
7A7 - Vital Signs At a Glance Contract Report for 100133/0000 - December 2018

Name or company name	Powys Local Health Board
Contract type name	PDS Contract
Purpose of contract	General
Contract start date	01/05/2016
Contract end date	31/03/2020

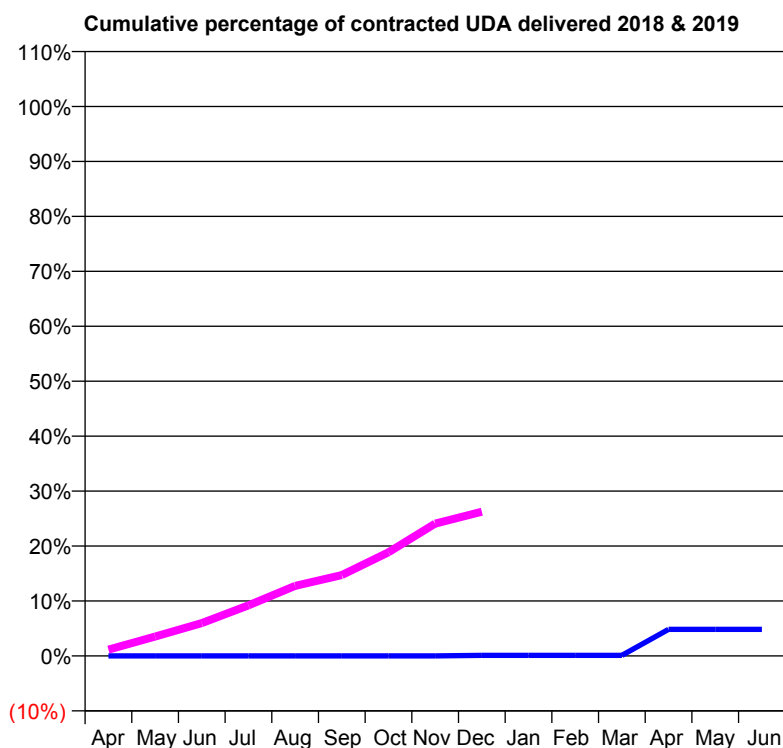
18/19 Contracted general activity (UDA)	3,000
Carry forward general activity (UDA)	0
18/19 Contracted orthodontic activity (UOA)	0
Carry forward orthodontic activity (UOA)	0
Baseline contract value	£0.00

ACCESS*

Patients seen in 24 months	Total	Change since previous quarter
Quarter ending December 2017	1	
Quarter ending March 2018	154	↑
Quarter ending June 2018	226	↑
Quarter ending September 2018	300	↑
Quarter ending December 2018	398	↑
Variance since December 2017	39700.0%	↑



ACTIVITY



Month	Adjusted Scheduled Activity (UDA)	
	2018	2019
April	0	35
May	0	106
June	0	179
July	0	276
August	0	383
September	0	442
October	0	566
November	0	723
December	3	787
January	3	
February	3	
March	3	
April	145	
May	145	
June	145	

QUALITY

	Quantity	Base Number	Contract	LHB	Wales
% of FP17s for the same patient ID Re-attending within 3 months - Children	4	92	4.3%	8.3%	10.9%
% of FP17s for the same patient ID Re-attending within 3 months - Adults	33	456	7.2%	13.6%	15.6%
% of FP17s for the same patient ID Re-attending between 3 & 9 months - Children	5	92	5.4%	52.5%	59.6%
% of FP17s for the same patient ID Re-attending between 3 & 9 months - Adults	44	456	9.6%	51.3%	55.6%
% of FP17s for Band 1 Urgent Courses	110	371	29.6%	9.9%	8.9%
% of FP17s Relating to Free Repair or Replacements	0	371	0.0%	0.6%	0.7%
% of FP17s Relating to Continuations	2	371	0.5%	1.2%	0.7%
% of Patients satisfied with the dentistry they have received	10	10	100.0%	93.6%	93.3%
% of Patients satisfied with the time they had to wait for an appointment	8	10	80.0%	86.9%	88.0%

* This is based on patients treated on this contract for their most recent course of treatment. Figures in italics indicate the base number of FP17s or Patient Questionnaire responses are less than 100. N/A is shown where the base number of responses is less than 10 during the period. % is calculated as Quantity/Base number*100

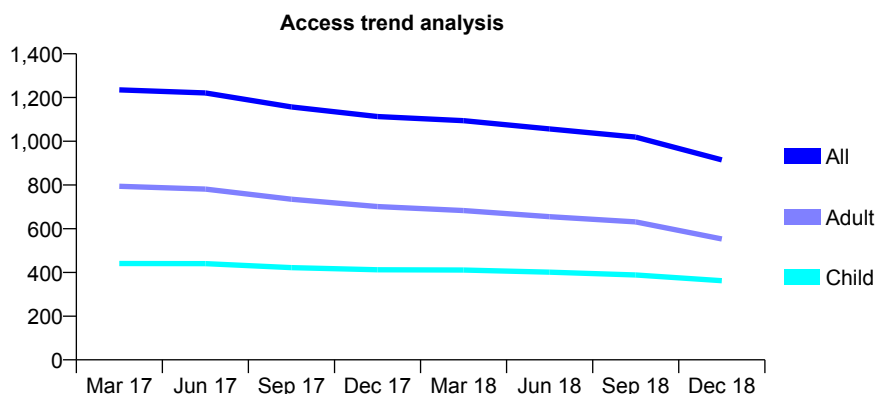
7A7 - Vital Signs At a Glance Contract Report for 108820/0001 - December 2018

Name or company name	The Severnside Limited Partnership
Contract type name	GDS Contract
Purpose of contract	General
Contract start date	27/10/2013
Contract end date	

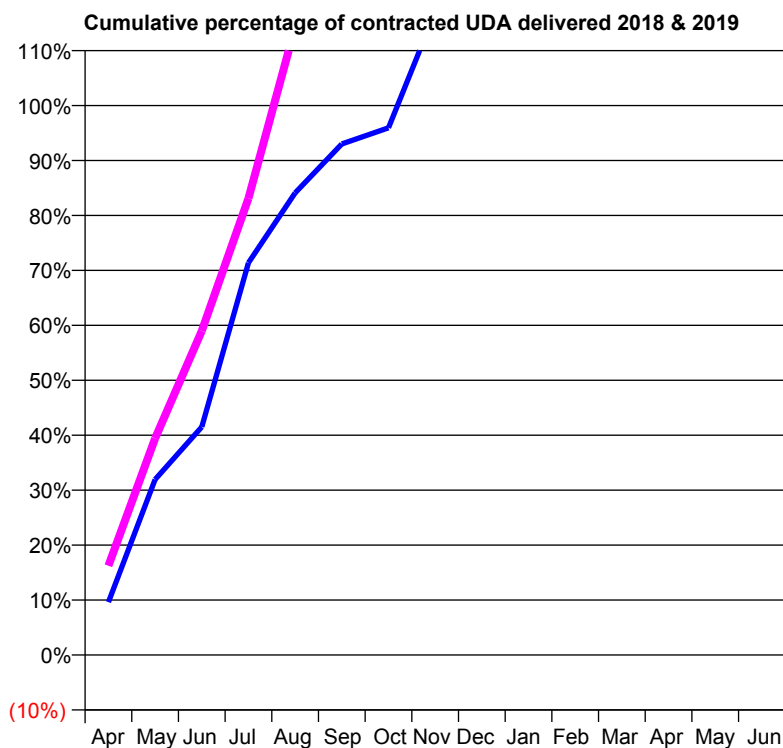
18/19 Contracted general activity (UDA)	1,268
Carry forward general activity (UDA)	0
18/19 Contracted orthodontic activity (UOA)	0
Carry forward orthodontic activity (UOA)	0
Baseline contract value	£37,356.45

ACCESS*

Patients seen in 24 months	Total	Change since previous quarter
Quarter ending December 2017	1,113	
Quarter ending March 2018	1,094	↓
Quarter ending June 2018	1,056	↓
Quarter ending September 2018	1,019	↓
Quarter ending December 2018	915	↓
Variance since December 2017	(17.8%)	↓



ACTIVITY



Month	Adjusted Scheduled Activity (UDA)	
	2018	2019
April	122	206
May	405	500
June	526	748
July	905	1,054
August	1,066	1,448
September	1,179	1,528
October	1,216	1,593
November	1,483	1,700
December	1,582	1,779
January	1,722	
February	1,975	
March	2,145	
April	2,259	
May	2,259	
June	2,259	

QUALITY

	Quantity	Base Number	Contract	LHB	Wales
% of FP17s for the same patient ID Re-attending within 3 months - Children	16	339	4.7%	8.3%	10.9%
% of FP17s for the same patient ID Re-attending within 3 months - Adults	49	507	9.7%	13.6%	15.6%
% of FP17s for the same patient ID Re-attending between 3 & 9 months - Children	188	339	55.5%	52.5%	59.6%
% of FP17s for the same patient ID Re-attending between 3 & 9 months - Adults	230	507	45.4%	51.3%	55.6%
% of FP17s for Band 1 Urgent Courses	30	783	3.8%	9.9%	8.9%
% of FP17s Relating to Free Repair or Replacements	3	783	0.4%	0.6%	0.7%
% of FP17s Relating to Continuations	9	783	1.1%	1.2%	0.7%
% of Patients satisfied with the dentistry they have received	5	5	N/A	93.6%	93.3%
% of Patients satisfied with the time they had to wait for an appointment	4	5	N/A	86.9%	88.0%

* This is based on patients treated on this contract for their most recent course of treatment. Figures in italics indicate the base number of FP17s or Patient Questionnaire responses are less than 100. N/A is shown where the base number of responses is less than 10 during the period. % is calculated as Quantity/Base number*100

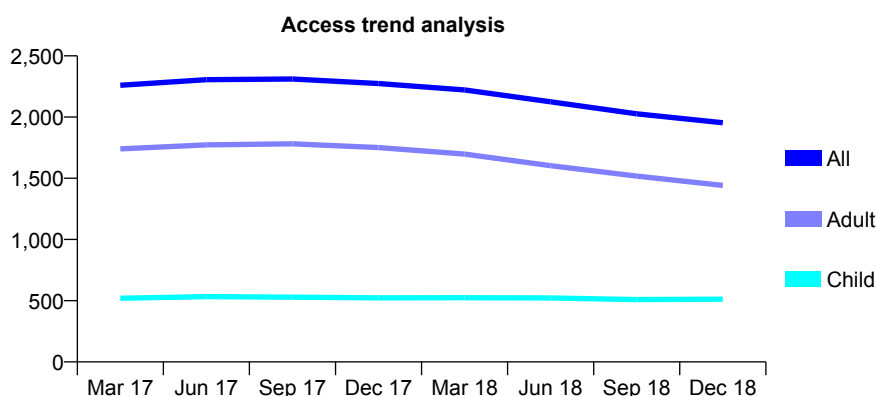
7A7 - Vital Signs At a Glance Contract Report for 111155/0001 - December 2018

Name or company name	Professor St John Crean, ME Northmore ar
Contract type name	GDS Contract
Purpose of contract	General
Contract start date	20/09/2013
Contract end date	

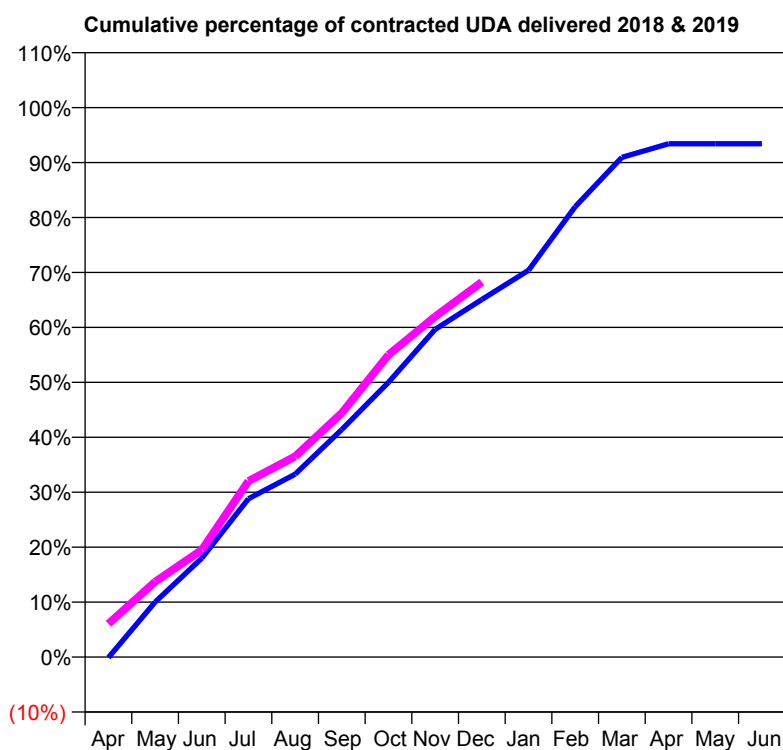
18/19 Contracted general activity (UDA)	6,730
Carry forward general activity (UDA)	0
18/19 Contracted orthodontic activity (UOA)	0
Carry forward orthodontic activity (UOA)	0
Baseline contract value	£155,577.41

ACCESS*

Patients seen in 24 months	Total	Change since previous quarter
Quarter ending December 2017	2,274	
Quarter ending March 2018	2,222	↓
Quarter ending June 2018	2,125	↓
Quarter ending September 2018	2,027	↓
Quarter ending December 2018	1,954	↓
Variance since December 2017	(14.1%)	↓



ACTIVITY



Month	Adjusted Scheduled Activity (UDA)	
	2018	2019
April	-8	407
May	673	922
June	1,211	1,312
July	1,940	2,155
August	2,239	2,457
September	2,787	2,989
October	3,365	3,702
November	4,014	4,170
December	4,380	4,593
January	4,737	
February	5,516	
March	6,120	
April	6,287	
May	6,287	
June	6,287	

QUALITY

	Quantity	Base Number	Contract	LHB	Wales
% of FP17s for the same patient ID Re-attending within 3 months - Children	33	612	5.4%	8.3%	10.9%
% of FP17s for the same patient ID Re-attending within 3 months - Adults	340	1,709	19.9%	13.6%	15.6%
% of FP17s for the same patient ID Re-attending between 3 & 9 months - Children	396	612	64.7%	52.5%	59.6%
% of FP17s for the same patient ID Re-attending between 3 & 9 months - Adults	1,010	1,709	59.1%	51.3%	55.6%
% of FP17s for Band 1 Urgent Courses	231	2,230	10.4%	9.9%	8.9%
% of FP17s Relating to Free Repair or Replacements	4	2,230	0.2%	0.6%	0.7%
% of FP17s Relating to Continuations	31	2,230	1.4%	1.2%	0.7%
% of Patients satisfied with the dentistry they have received	30	31	96.8%	93.6%	93.3%
% of Patients satisfied with the time they had to wait for an appointment	28	31	90.3%	86.9%	88.0%

* This is based on patients treated on this contract for their most recent course of treatment. Figures in italics indicate the base number of FP17s or Patient Questionnaire responses are less than 100. N/A is shown where the base number of responses is less than 10 during the period. % is calculated as Quantity/Base number*100

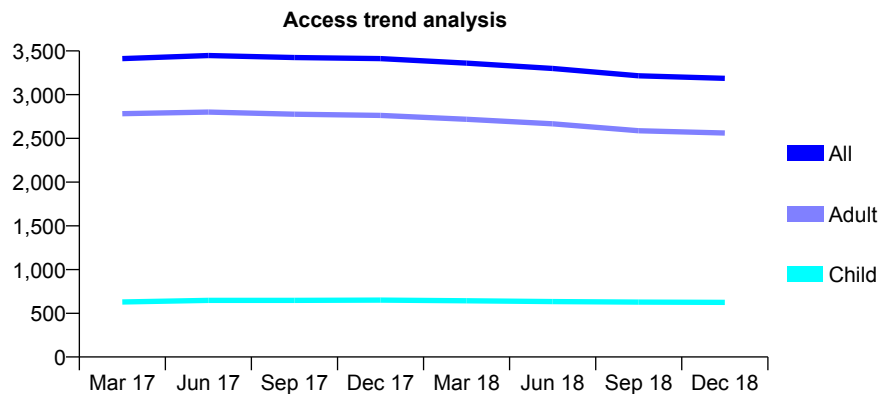
7A7 - Vital Signs At a Glance Contract Report for 116068/0001 - December 2018

Name or company name	River Wye Dental Practice Partnership
Contract type name	GDS Contract
Purpose of contract	General
Contract start date	01/02/2014
Contract end date	

18/19 Contracted general activity (UDA)	8,785
Carry forward general activity (UDA)	93
18/19 Contracted orthodontic activity (UOA)	0
Carry forward orthodontic activity (UOA)	0
Baseline contract value	£228,237.53

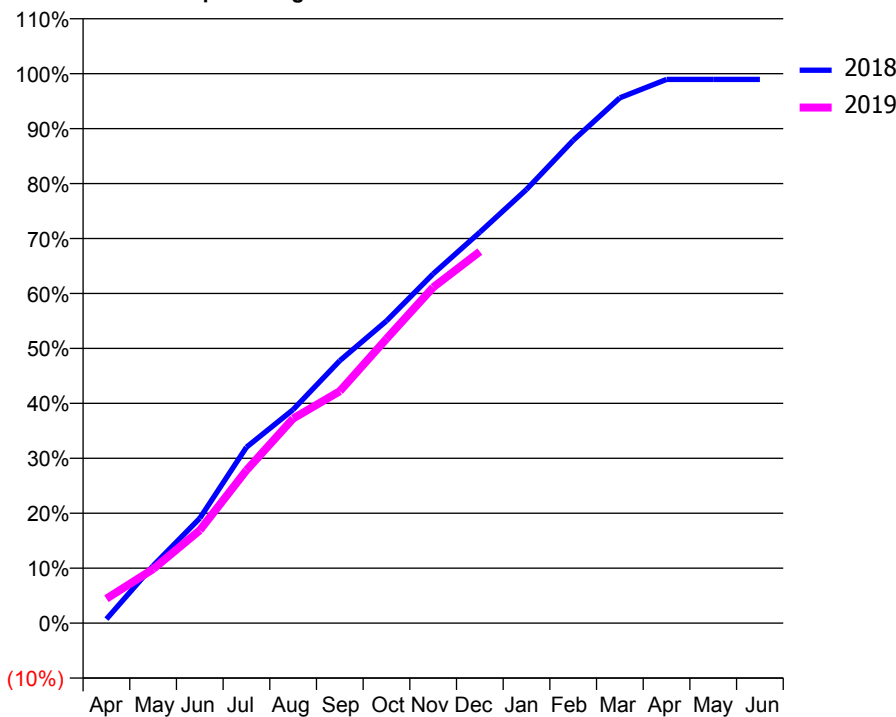
ACCESS*

Patients seen in 24 months	Total	Change since previous quarter
Quarter ending December 2017	3,413	
Quarter ending March 2018	3,361	↓
Quarter ending June 2018	3,300	↓
Quarter ending September 2018	3,216	↓
Quarter ending December 2018	3,187	→
Variance since December 2017	(6.6%)	↓



ACTIVITY

Cumulative percentage of contracted UDA delivered 2018 & 2019



Month	Adjusted Scheduled Activity (UDA)	
	2018	2019
April	64	390
May	917	865
June	1,676	1,485
July	2,812	2,445
August	3,414	3,271
September	4,197	3,708
October	4,832	4,545
November	5,584	5,369
December	6,250	5,940
January	6,934	
February	7,718	
March	8,399	
April	8,692	
May	8,692	
June	8,692	

QUALITY

	Quantity	Base Number	Contract	LHB	Wales
% of FP17s for the same patient ID Re-attending within 3 months - Children	30	792	3.8%	8.3%	10.9%
% of FP17s for the same patient ID Re-attending within 3 months - Adults	342	2,977	11.5%	13.6%	15.6%
% of FP17s for the same patient ID Re-attending between 3 & 9 months - Children	494	792	62.4%	52.5%	59.6%
% of FP17s for the same patient ID Re-attending between 3 & 9 months - Adults	1,877	2,977	63.1%	51.3%	55.6%
% of FP17s for Band 1 Urgent Courses	316	3,615	8.7%	9.9%	8.9%
% of FP17s Relating to Free Repair or Replacements	7	3,615	0.2%	0.6%	0.7%
% of FP17s Relating to Continuations	33	3,615	0.9%	1.2%	0.7%
% of Patients satisfied with the dentistry they have received	28	30	93.3%	93.6%	93.3%
% of Patients satisfied with the time they had to wait for an appointment	25	30	83.3%	86.9%	88.0%

* This is based on patients treated on this contract for their most recent course of treatment. Figures in italics indicate the base number of FP17s or Patient Questionnaire responses are less than 100. N/A is shown where the base number of responses is less than 10 during the period. % is calculated as Quantity/Base number*100

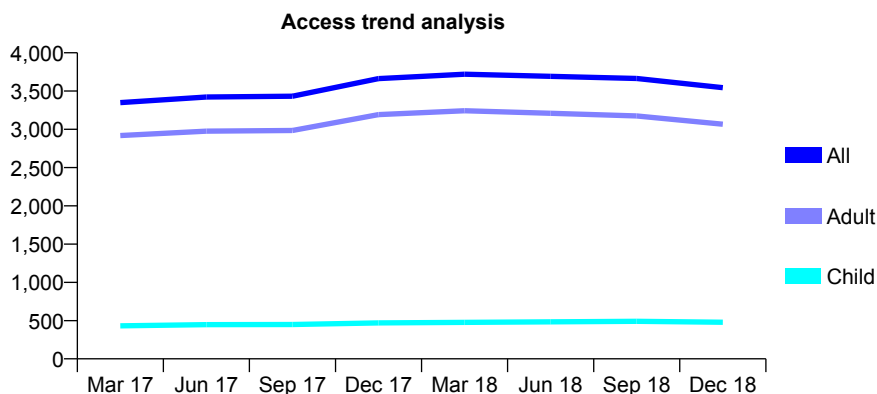
7A7 - Vital Signs At a Glance Contract Report for 126896/0001 - December 2018

Name or company name	H Sobhani & P Dusza/Llanidloes Dental Pr
Contract type name	GDS Contract
Purpose of contract	General
Contract start date	01/01/2009
Contract end date	

18/19 Contracted general activity (UDA)	15,000
Carry forward general activity (UDA)	296
18/19 Contracted orthodontic activity (UOA)	0
Carry forward orthodontic activity (UOA)	0
Baseline contract value	£444,818.98

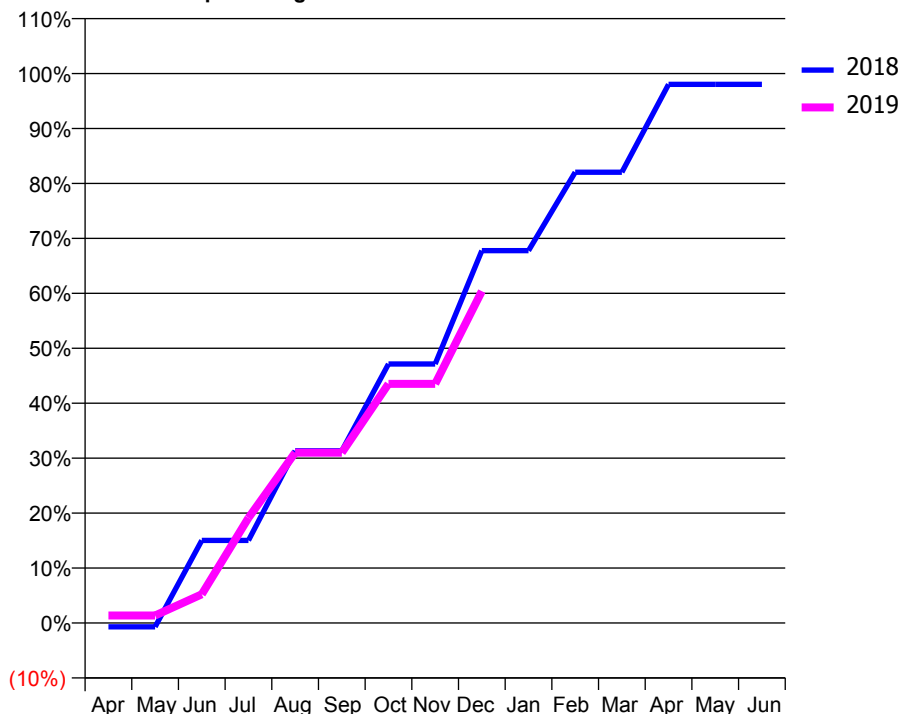
ACCESS*

Patients seen in 24 months	Total	Change since previous quarter
Quarter ending December 2017	3,663	
Quarter ending March 2018	3,720	→
Quarter ending June 2018	3,693	→
Quarter ending September 2018	3,664	→
Quarter ending December 2018	3,544	↓
Variance since December 2017	(3.2%)	↓



ACTIVITY

Cumulative percentage of contracted UDA delivered 2018 & 2019



Month	Adjusted Scheduled Activity (UDA)	
	2018	2019
April	-108	206
May	-108	206
June	2,254	784
July	2,254	2,869
August	4,699	4,651
September	4,699	4,651
October	7,071	6,527
November	7,071	6,527
December	10,163	9,058
January	10,163	
February	12,306	
March	12,306	
April	14,704	
May	14,704	
June	14,704	

QUALITY

	Quantity	Base Number	Contract	LHB	Wales
% of FP17s for the same patient ID Re-attending within 3 months - Children	22	535	4.1%	8.3%	10.9%
% of FP17s for the same patient ID Re-attending within 3 months - Adults	395	3,552	11.1%	13.6%	15.6%
% of FP17s for the same patient ID Re-attending between 3 & 9 months - Children	293	535	54.8%	52.5%	59.6%
% of FP17s for the same patient ID Re-attending between 3 & 9 months - Adults	2,357	3,552	66.4%	51.3%	55.6%
% of FP17s for Band 1 Urgent Courses	214	3,131	6.8%	9.9%	8.9%
% of FP17s Relating to Free Repair or Replacements	21	3,131	0.7%	0.6%	0.7%
% of FP17s Relating to Continuations	23	3,131	0.7%	1.2%	0.7%
% of Patients satisfied with the dentistry they have received	19	19	100.0%	93.6%	93.3%
% of Patients satisfied with the time they had to wait for an appointment	18	19	94.7%	86.9%	88.0%

* This is based on patients treated on this contract for their most recent course of treatment. Figures in italics indicate the base number of FP17s or Patient Questionnaire responses are less than 100. N/A is shown where the base number of responses is less than 10 during the period. % is calculated as Quantity/Base number*100

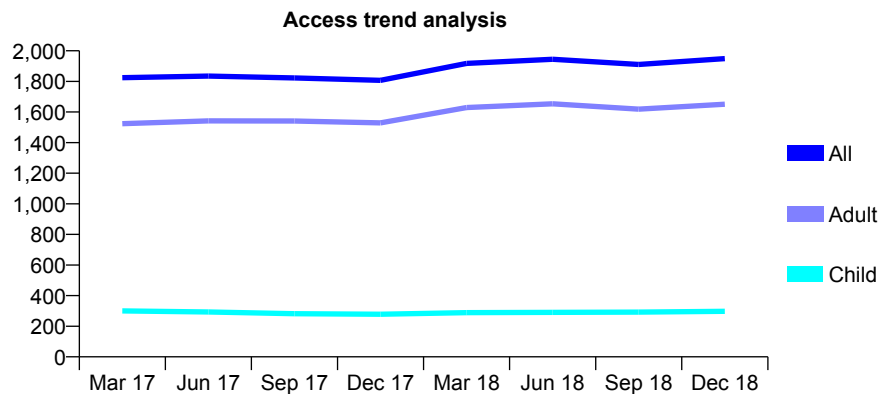
7A7 - Vital Signs At a Glance Contract Report for 128287/0001 - December 2018

Name or company name	AGS & P Powell-Main
Contract type name	GDS Contract
Purpose of contract	General
Contract start date	01/11/2006
Contract end date	

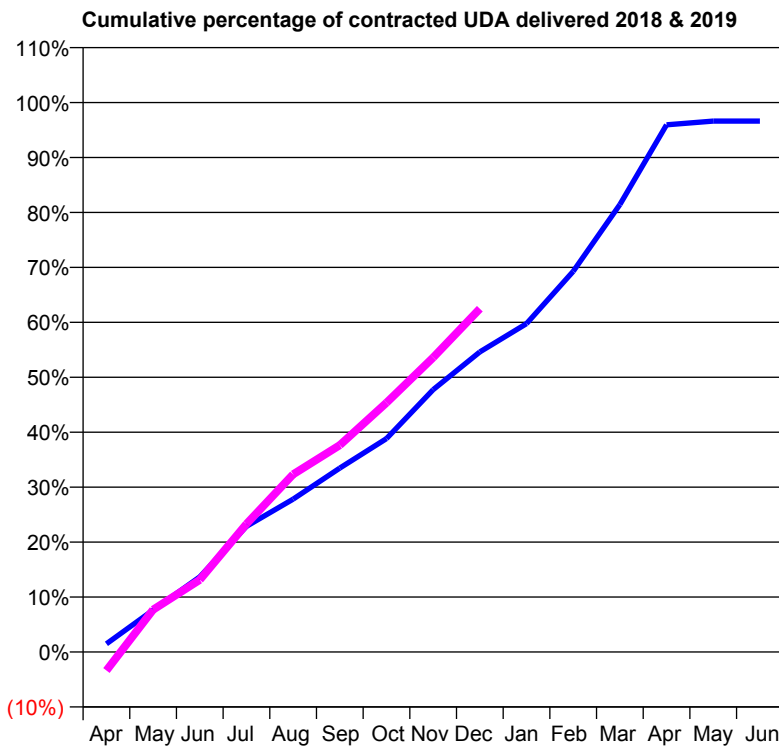
18/19 Contracted general activity (UDA)	6,672
Carry forward general activity (UDA)	226
18/19 Contracted orthodontic activity (UOA)	0
Carry forward orthodontic activity (UOA)	0
Baseline contract value	£177,062.97

ACCESS*

Patients seen in 24 months	Total	Change since previous quarter
Quarter ending December 2017	1,807	
Quarter ending March 2018	1,918	↑
Quarter ending June 2018	1,945	→
Quarter ending September 2018	1,911	↓
Quarter ending December 2018	1,949	→
Variance since December 2017	7.9%	↑



ACTIVITY



Month	Adjusted Scheduled Activity (UDA)	
	2018	2019
April	99	-226
May	509	514
June	912	877
July	1,526	1,556
August	1,857	2,157
September	2,234	2,512
October	2,591	3,027
November	3,185	3,575
December	3,644	4,168
January	3,987	
February	4,622	
March	5,433	
April	6,401	
May	6,446	
June	6,446	

QUALITY

	Quantity	Base Number	Contract	LHB	Wales
% of FP17s for the same patient ID Re-attending within 3 months - Children	46	421	10.9%	8.3%	10.9%
% of FP17s for the same patient ID Re-attending within 3 months - Adults	248	1,790	13.9%	13.6%	15.6%
% of FP17s for the same patient ID Re-attending between 3 & 9 months - Children	254	421	60.3%	52.5%	59.6%
% of FP17s for the same patient ID Re-attending between 3 & 9 months - Adults	1,057	1,790	59.1%	51.3%	55.6%
% of FP17s for Band 1 Urgent Courses	176	1,854	9.5%	9.9%	8.9%
% of FP17s Relating to Free Repair or Replacements	24	1,854	1.3%	0.6%	0.7%
% of FP17s Relating to Continuations	14	1,854	0.8%	1.2%	0.7%
% of Patients satisfied with the dentistry they have received	17	22	77.3%	93.6%	93.3%
% of Patients satisfied with the time they had to wait for an appointment	18	22	81.8%	86.9%	88.0%

* This is based on patients treated on this contract for their most recent course of treatment. Figures in italics indicate the base number of FP17s or Patient Questionnaire responses are less than 100. N/A is shown where the base number of responses is less than 10 during the period. % is calculated as Quantity/Base number*100

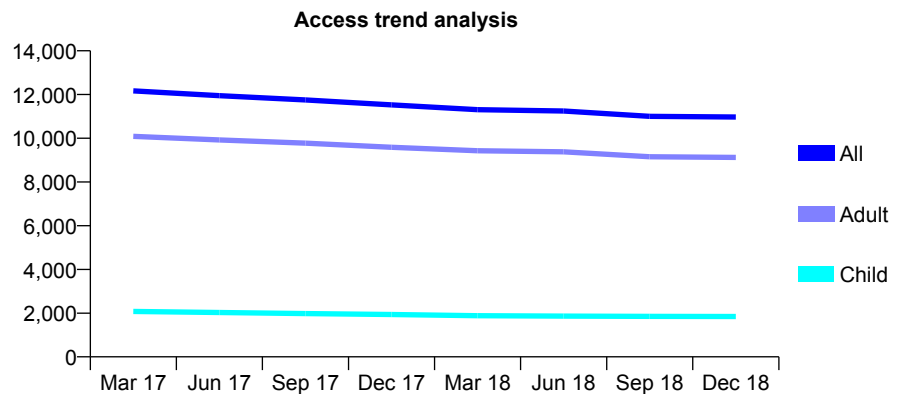
7A7 - Vital Signs At a Glance Contract Report for 131431/0001 - December 2018

Name or company name	Severn Street Dental Practice
Contract type name	GDS Contract
Purpose of contract	General
Contract start date	01/04/2006
Contract end date	

18/19 Contracted general activity (UDA)	33,000
Carry forward general activity (UDA)	334
18/19 Contracted orthodontic activity (UOA)	0
Carry forward orthodontic activity (UOA)	0
Baseline contract value	£872,695.48

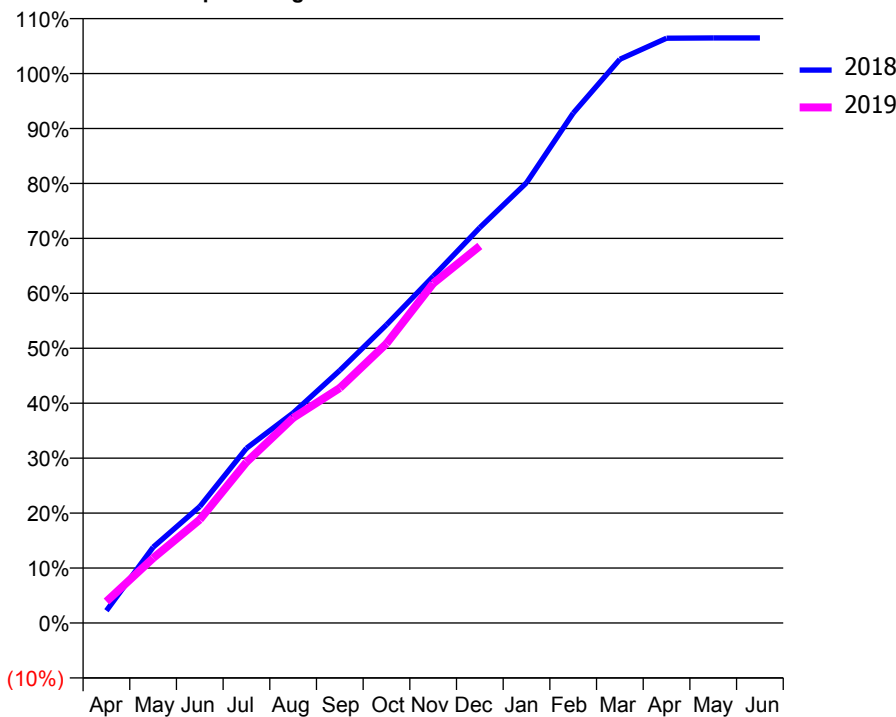
ACCESS*

Patients seen in 24 months	Total	Change since previous quarter
Quarter ending December 2017	11,525	
Quarter ending March 2018	11,309	↓
Quarter ending June 2018	11,243	→
Quarter ending September 2018	11,002	↓
Quarter ending December 2018	10,969	→
Variance since December 2017	(4.8%)	↓



ACTIVITY

Cumulative percentage of contracted UDA delivered 2018 & 2019



Month	Adjusted Scheduled Activity (UDA)	
	2018	2019
April	516	1,297
May	3,174	3,892
June	4,878	6,211
July	7,316	9,660
August	8,795	12,321
September	10,575	14,112
October	12,485	16,780
November	14,510	20,390
December	16,554	22,646
January	18,426	
February	21,339	
March	23,595	
April	24,479	
May	24,489	
June	24,486	

QUALITY

	Quantity	Base Number	Contract	LHB	Wales
% of FP17s for the same patient ID Re-attending within 3 months - Children	109	2,324	4.7%	8.3%	10.9%
% of FP17s for the same patient ID Re-attending within 3 months - Adults	1,421	10,346	13.7%	13.6%	15.6%
% of FP17s for the same patient ID Re-attending between 3 & 9 months - Children	1,013	2,324	43.6%	52.5%	59.6%
% of FP17s for the same patient ID Re-attending between 3 & 9 months - Adults	4,128	10,346	39.9%	51.3%	55.6%
% of FP17s for Band 1 Urgent Courses	1,194	12,185	9.8%	9.9%	8.9%
% of FP17s Relating to Free Repair or Replacements	102	12,185	0.8%	0.6%	0.7%
% of FP17s Relating to Continuations	123	12,185	1.0%	1.2%	0.7%
% of Patients satisfied with the dentistry they have received	110	119	92.4%	93.6%	93.3%
% of Patients satisfied with the time they had to wait for an appointment	94	119	79.0%	86.9%	88.0%

* This is based on patients treated on this contract for their most recent course of treatment. Figures in italics indicate the base number of FP17s or Patient Questionnaire responses are less than 100. N/A is shown where the base number of responses is less than 10 during the period. % is calculated as Quantity/Base number*100

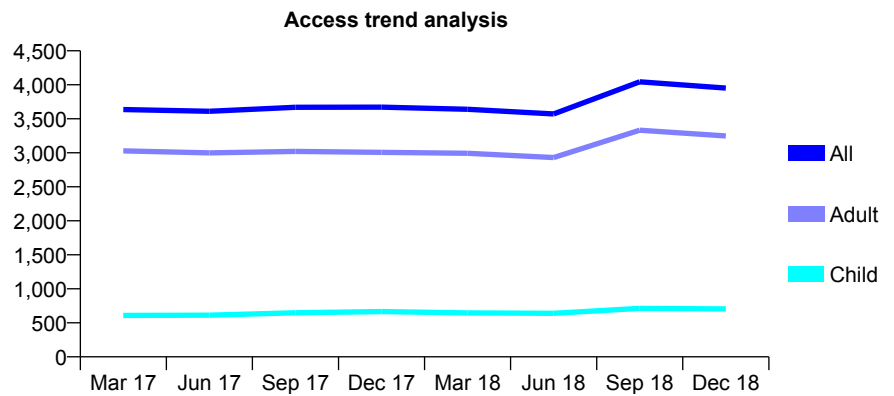
7A7 - Vital Signs At a Glance Contract Report for 140961/0001 - December 2018

Name or company name	Integrated Dental Holdings
Contract type name	GDS Contract
Purpose of contract	General
Contract start date	01/09/2008
Contract end date	

18/19 Contracted general activity (UDA)	12,000
Carry forward general activity (UDA)	0
18/19 Contracted orthodontic activity (UOA)	0
Carry forward orthodontic activity (UOA)	0
Baseline contract value	£304,915.16

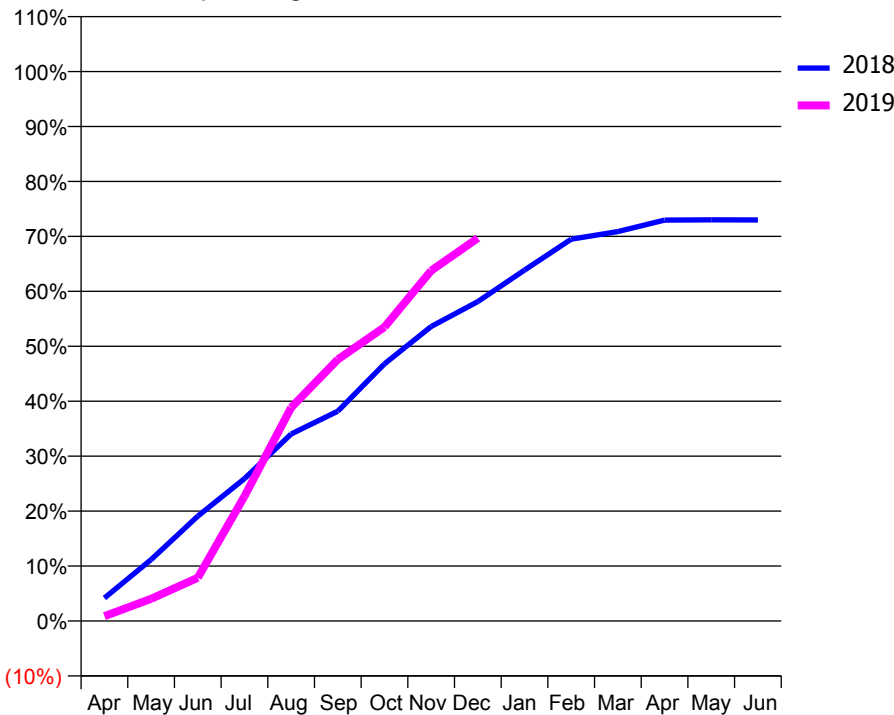
ACCESS*

Patients seen in 24 months	Total	Change since previous quarter
Quarter ending December 2017	3,672	
Quarter ending March 2018	3,640	→
Quarter ending June 2018	3,571	↓
Quarter ending September 2018	4,045	↑
Quarter ending December 2018	3,952	↓
Variance since December 2017	7.6%	↑



ACTIVITY

Cumulative percentage of contracted UDA delivered 2018 & 2019



Month	Adjusted Scheduled Activity (UDA)	
	2018	2019
April	481	106
May	1,285	484
June	2,196	944
July	2,978	2,724
August	3,915	4,660
September	4,391	5,713
October	5,381	6,418
November	6,165	7,653
December	6,686	8,361
January	7,343	
February	7,990	
March	8,149	
April	8,391	
May	8,395	
June	8,393	

QUALITY

	Quantity	Base Number	Contract	LHB	Wales
% of FP17s for the same patient ID Re-attending within 3 months - Children	31	764	4.1%	8.3%	10.9%
% of FP17s for the same patient ID Re-attending within 3 months - Adults	396	3,589	11.0%	13.6%	15.6%
% of FP17s for the same patient ID Re-attending between 3 & 9 months - Children	328	764	42.9%	52.5%	59.6%
% of FP17s for the same patient ID Re-attending between 3 & 9 months - Adults	1,712	3,589	47.7%	51.3%	55.6%
% of FP17s for Band 1 Urgent Courses	157	4,203	3.7%	9.9%	8.9%
% of FP17s Relating to Free Repair or Replacements	44	4,203	1.0%	0.6%	0.7%
% of FP17s Relating to Continuations	75	4,203	1.8%	1.2%	0.7%
% of Patients satisfied with the dentistry they have received	44	49	89.8%	93.6%	93.3%
% of Patients satisfied with the time they had to wait for an appointment	41	49	83.7%	86.9%	88.0%

* This is based on patients treated on this contract for their most recent course of treatment. Figures in italics indicate the base number of FP17s or Patient Questionnaire responses are less than 100. N/A is shown where the base number of responses is less than 10 during the period. % is calculated as Quantity/Base number*100

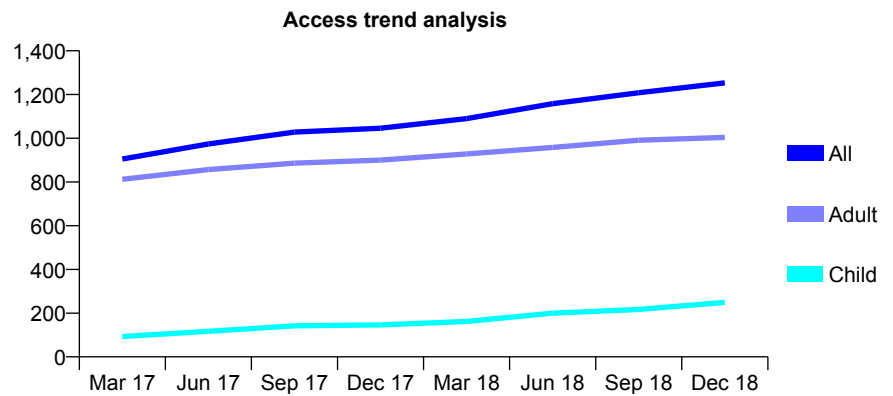
7A7 - Vital Signs At a Glance Contract Report for 154431/0001 - December 2018

Name or company name	Powys Local Health Board
Contract type name	PDS Contract
Purpose of contract	General
Contract start date	01/09/2010
Contract end date	31/08/2020

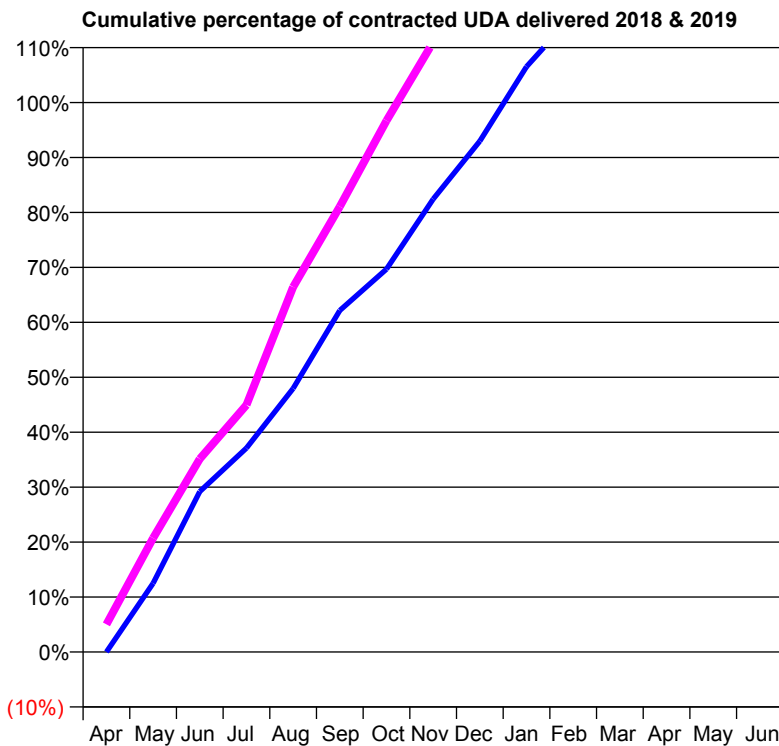
18/19 Contracted general activity (UDA)	1,600
Carry forward general activity (UDA)	0
18/19 Contracted orthodontic activity (UOA)	0
Carry forward orthodontic activity (UOA)	0
Baseline contract value	£0.00

ACCESS*

Patients seen in 24 months	Total	Change since previous quarter
Quarter ending December 2017	1,046	
Quarter ending March 2018	1,090	↑
Quarter ending June 2018	1,158	↑
Quarter ending September 2018	1,208	↑
Quarter ending December 2018	1,253	↑
Variance since December 2017	19.8%	↑



ACTIVITY



Month	Adjusted Scheduled Activity (UDA)	
	2018	2019
April	0	80
May	200	332
June	467	562
July	594	719
August	767	1,063
September	995	1,297
October	1,115	1,547
November	1,319	1,776
December	1,488	2,009
January	1,704	
February	1,854	
March	2,079	
April	2,172	
May	2,190	
June	2,184	

QUALITY

	Quantity	Base Number	Contract	LHB	Wales
% of FP17s for the same patient ID Re-attending within 3 months - Children	13	201	6.5%	8.3%	10.9%
% of FP17s for the same patient ID Re-attending within 3 months - Adults	112	873	12.8%	13.6%	15.6%
% of FP17s for the same patient ID Re-attending between 3 & 9 months - Children	16	201	8.0%	52.5%	59.6%
% of FP17s for the same patient ID Re-attending between 3 & 9 months - Adults	170	873	19.5%	51.3%	55.6%
% of FP17s for Band 1 Urgent Courses	433	1,013	42.7%	9.9%	8.9%
% of FP17s Relating to Free Repair or Replacements	3	1,013	0.3%	0.6%	0.7%
% of FP17s Relating to Continuations	0	1,013	0.0%	1.2%	0.7%
% of Patients satisfied with the dentistry they have received	8	9	N/A	93.6%	93.3%
% of Patients satisfied with the time they had to wait for an appointment	6	9	N/A	86.9%	88.0%

* This is based on patients treated on this contract for their most recent course of treatment. Figures in italics indicate the base number of FP17s or Patient Questionnaire responses are less than 100. N/A is shown where the base number of responses is less than 10 during the period. % is calculated as Quantity/Base number*100

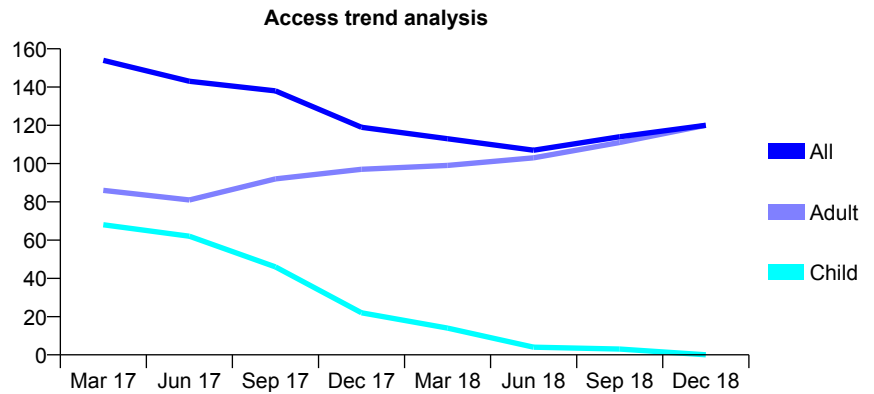
7A7 - Vital Signs At a Glance Contract Report for 154431/0002 - December 2018

Name or company name	Powys Local Health Board
Contract type name	PDS Contract
Purpose of contract	General
Contract start date	01/08/2011
Contract end date	31/07/2021

18/19 Contracted general activity (UDA)	350
Carry forward general activity (UDA)	0
18/19 Contracted orthodontic activity (UOA)	0
Carry forward orthodontic activity (UOA)	0
Baseline contract value	£0.00

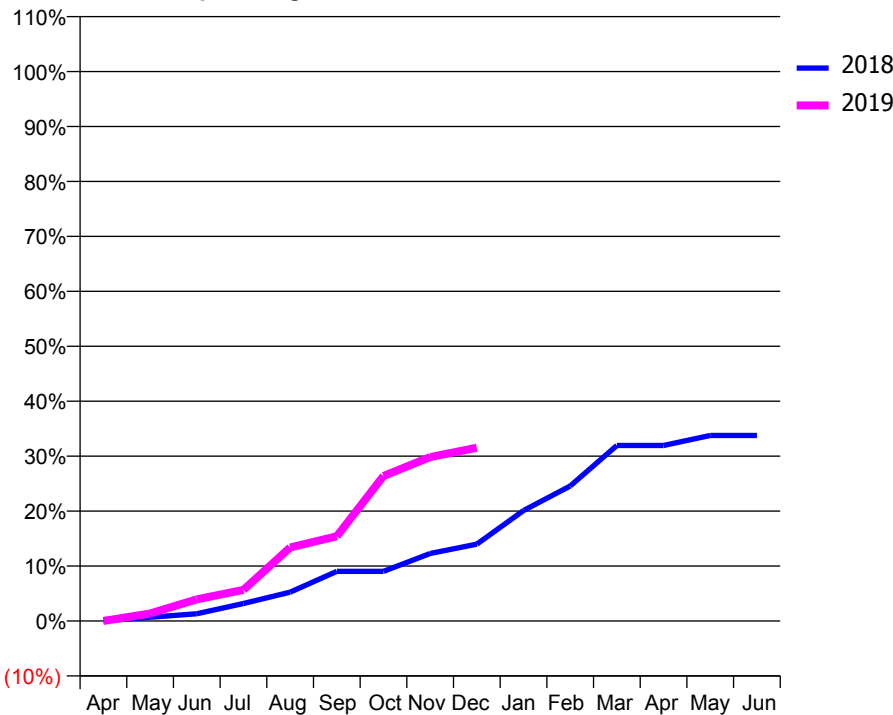
ACCESS*

Patients seen in 24 months	Total	Change since previous quarter
Quarter ending December 2017	119	
Quarter ending March 2018	113	↓
Quarter ending June 2018	107	↓
Quarter ending September 2018	114	↑
Quarter ending December 2018	120	↑
Variance since December 2017	0.8%	→



ACTIVITY

Cumulative percentage of contracted UDA delivered 2018 & 2019



Month	Adjusted Scheduled Activity (UDA)	
	2018	2019
April	0	0
May	2	5
June	5	14
July	11	20
August	18	47
September	32	54
October	32	92
November	43	104
December	49	110
January	70	
February	86	
March	112	
April	112	
May	118	
June	118	

QUALITY

	Quantity	Base Number	Contract	LHB	Wales
% of FP17s for the same patient ID Re-attending within 3 months - Children	0	1	0.0%	8.3%	10.9%
% of FP17s for the same patient ID Re-attending within 3 months - Adults	2	80	2.5%	13.6%	15.6%
% of FP17s for the same patient ID Re-attending between 3 & 9 months - Children	0	1	0.0%	52.5%	59.6%
% of FP17s for the same patient ID Re-attending between 3 & 9 months - Adults	2	80	2.5%	51.3%	55.6%
% of FP17s for Band 1 Urgent Courses	60	70	85.7%	9.9%	8.9%
% of FP17s Relating to Free Repair or Replacements	0	70	0.0%	0.6%	0.7%
% of FP17s Relating to Continuations	0	70	0.0%	1.2%	0.7%
% of Patients satisfied with the dentistry they have received	0	0	N/A	93.6%	93.3%
% of Patients satisfied with the time they had to wait for an appointment	0	0	N/A	86.9%	88.0%

* This is based on patients treated on this contract for their most recent course of treatment. Figures in italics indicate the base number of FP17s or Patient Questionnaire responses are less than 100. N/A is shown where the base number of responses is less than 10 during the period. % is calculated as Quantity/Base number*100

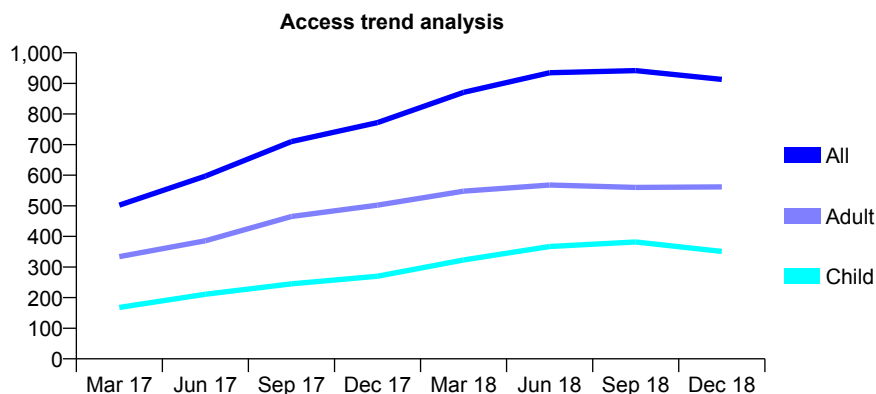
7A7 - Vital Signs At a Glance Contract Report for 154431/0003 - December 2018

Name or company name	Powys Local Health Board
Contract type name	PDS Contract
Purpose of contract	General
Contract start date	01/08/2011
Contract end date	31/07/2021

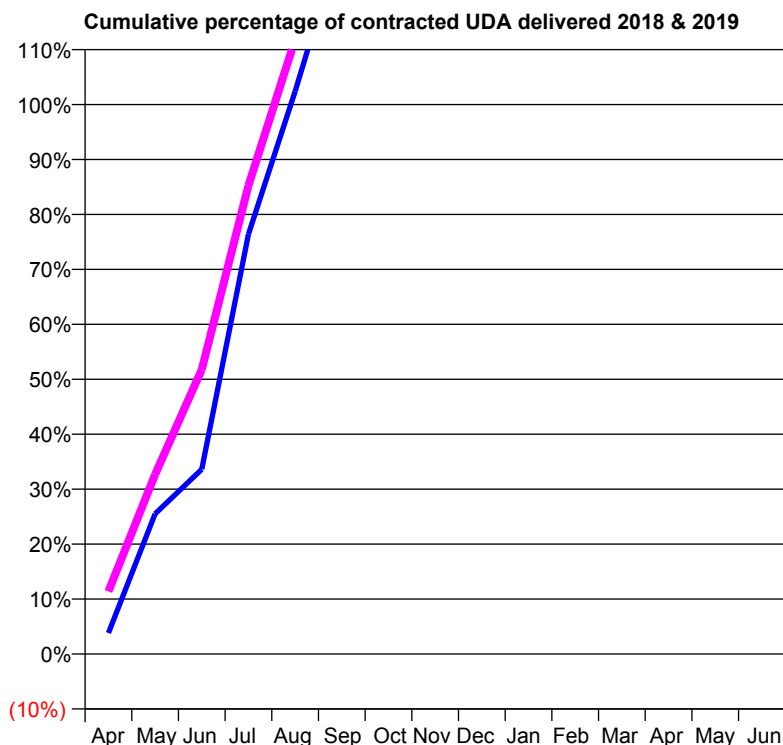
18/19 Contracted general activity (UDA)	700
Carry forward general activity (UDA)	0
18/19 Contracted orthodontic activity (UOA)	0
Carry forward orthodontic activity (UOA)	0
Baseline contract value	£0.00

ACCESS*

Patients seen in 24 months	Total	Change since previous quarter
Quarter ending December 2017	772	
Quarter ending March 2018	871	↑
Quarter ending June 2018	935	↑
Quarter ending September 2018	942	→
Quarter ending December 2018	913	↓
Variance since December 2017	18.3%	↑



ACTIVITY



Month	Adjusted Scheduled Activity (UDA)	
	2018	2019
April	27	80
May	179	229
June	235	362
July	535	597
August	717	783
September	913	900
October	970	1,056
November	1,138	1,175
December	1,278	1,337
January	1,563	
February	1,765	
March	1,969	
April	2,055	
May	2,051	
June	2,056	

QUALITY

	Quantity	Base Number	Contract	LHB	Wales
% of FP17s for the same patient ID Re-attending within 3 months - Children	28	258	10.9%	8.3%	10.9%
% of FP17s for the same patient ID Re-attending within 3 months - Adults	70	396	17.7%	13.6%	15.6%
% of FP17s for the same patient ID Re-attending between 3 & 9 months - Children	59	258	22.9%	52.5%	59.6%
% of FP17s for the same patient ID Re-attending between 3 & 9 months - Adults	88	396	22.2%	51.3%	55.6%
% of FP17s for Band 1 Urgent Courses	179	616	29.1%	9.9%	8.9%
% of FP17s Relating to Free Repair or Replacements	0	616	0.0%	0.6%	0.7%
% of FP17s Relating to Continuations	0	616	0.0%	1.2%	0.7%
% of Patients satisfied with the dentistry they have received	8	8	N/A	93.6%	93.3%
% of Patients satisfied with the time they had to wait for an appointment	7	8	N/A	86.9%	88.0%

* This is based on patients treated on this contract for their most recent course of treatment. Figures in italics indicate the base number of FP17s or Patient Questionnaire responses are less than 100. N/A is shown where the base number of responses is less than 10 during the period. % is calculated as Quantity/Base number*100

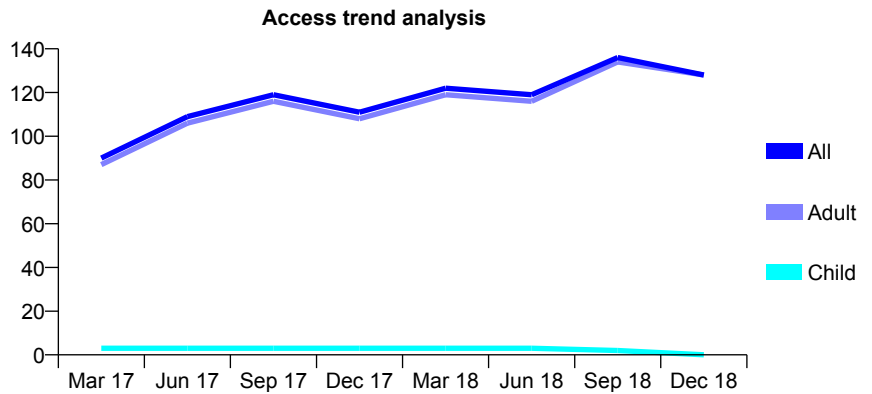
7A7 - Vital Signs At a Glance Contract Report for 154431/0004 - December 2018

Name or company name	Powys Local Health Board
Contract type name	GDS Contract
Purpose of contract	General
Contract start date	24/10/2011
Contract end date	

18/19 Contracted general activity (UDA)	100
Carry forward general activity (UDA)	0
18/19 Contracted orthodontic activity (UOA)	0
Carry forward orthodontic activity (UOA)	0
Baseline contract value	£0.00

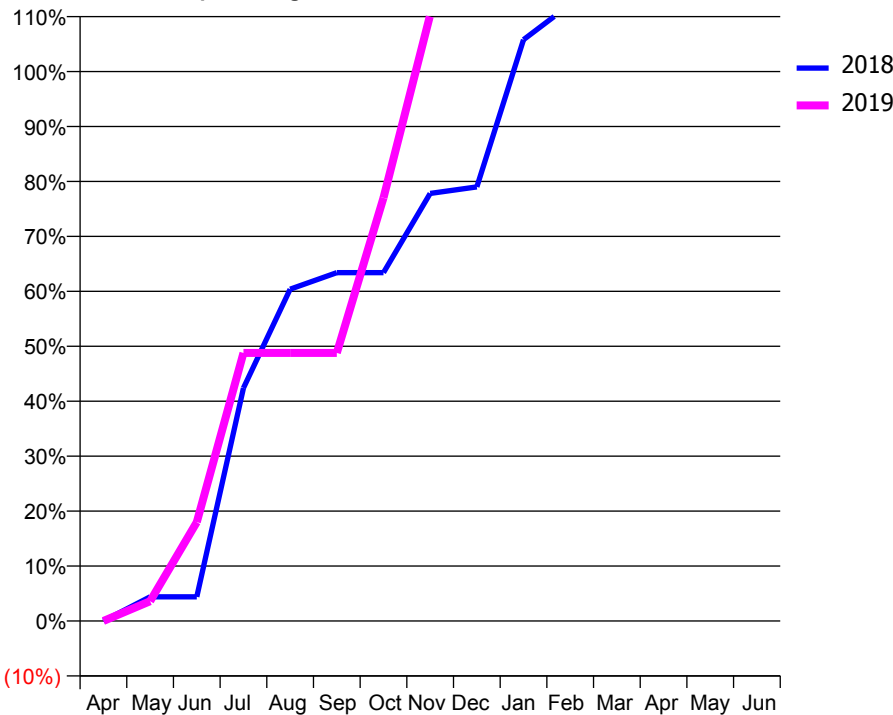
ACCESS*

Patients seen in 24 months	Total	Change since previous quarter
Quarter ending December 2017	111	
Quarter ending March 2018	122	↑
Quarter ending June 2018	119	↓
Quarter ending September 2018	136	↑
Quarter ending December 2018	128	↓
Variance since December 2017	15.3%	↑



ACTIVITY

Cumulative percentage of contracted UDA delivered 2018 & 2019



Month	Adjusted Scheduled Activity (UDA)	
	2018	2019
April	0	0
May	4	4
June	4	18
July	42	49
August	60	49
September	63	49
October	63	77
November	78	110
December	79	110
January	106	
February	112	
March	135	
April	135	
May	151	
June	151	

QUALITY

	Quantity	Base Number	Contract	LHB	Wales
% of FP17s for the same patient ID Re-attending within 3 months - Children	0	0	N/A	8.3%	10.9%
% of FP17s for the same patient ID Re-attending within 3 months - Adults	0	112	0.0%	13.6%	15.6%
% of FP17s for the same patient ID Re-attending between 3 & 9 months - Children	0	0	N/A	52.5%	59.6%
% of FP17s for the same patient ID Re-attending between 3 & 9 months - Adults	2	112	1.8%	51.3%	55.6%
% of FP17s for Band 1 Urgent Courses	89	104	85.6%	9.9%	8.9%
% of FP17s Relating to Free Repair or Replacements	0	104	0.0%	0.6%	0.7%
% of FP17s Relating to Continuations	0	104	0.0%	1.2%	0.7%
% of Patients satisfied with the dentistry they have received	0	0	N/A	93.6%	93.3%
% of Patients satisfied with the time they had to wait for an appointment	0	0	N/A	86.9%	88.0%

* This is based on patients treated on this contract for their most recent course of treatment. Figures in italics indicate the base number of FP17s or Patient Questionnaire responses are less than 100. N/A is shown where the base number of responses is less than 10 during the period. % is calculated as Quantity/Base number*100

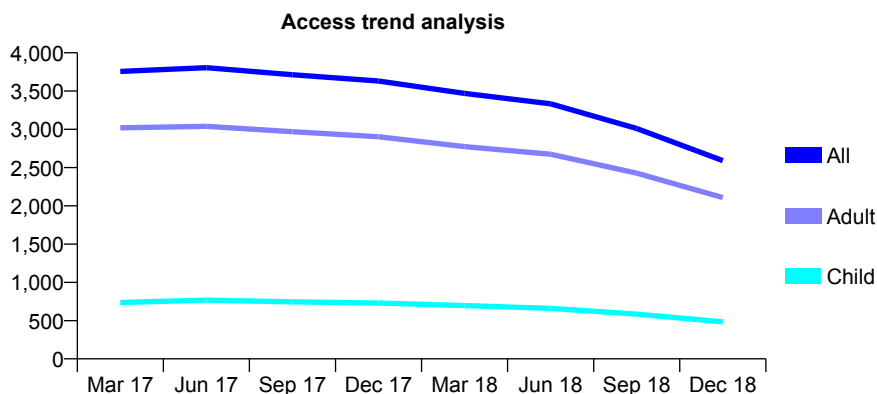
7A7 - Vital Signs At a Glance Contract Report for 158194/0003 - December 2018

Name or company name	Denticare Ltd
Contract type name	GDS Contract
Purpose of contract	General
Contract start date	01/04/2006
Contract end date	31/08/2018

18/19 Contracted general activity (UDA)	5,000
Carry forward general activity (UDA)	0
18/19 Contracted orthodontic activity (UOA)	0
Carry forward orthodontic activity (UOA)	0
Baseline contract value	£130,569.28

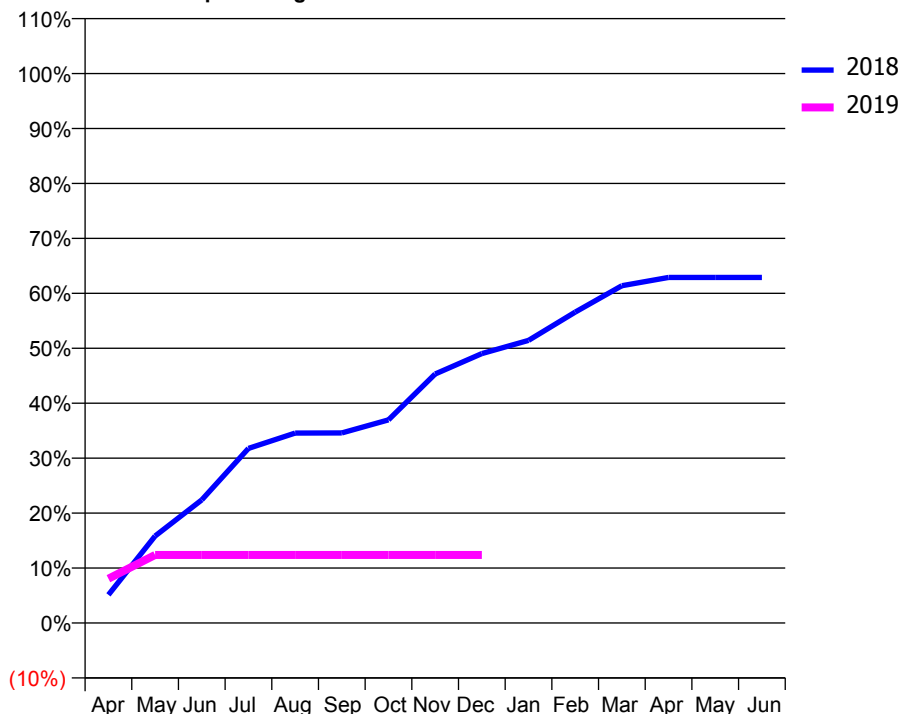
ACCESS*

Patients seen in 24 months	Total	Change since previous quarter
Quarter ending December 2017	3,631	
Quarter ending March 2018	3,470	↓
Quarter ending June 2018	3,333	↓
Quarter ending September 2018	3,011	↓
Quarter ending December 2018	2,591	↓
Variance since December 2017	(28.6%)	↓



ACTIVITY

Cumulative percentage of contracted UDA delivered 2018 & 2019



Adjusted Scheduled Activity (UDA)

Month	2018	2019
April	616	403
May	1,900	620
June	2,688	620
July	3,814	620
August	4,148	620
September	4,152	620
October	4,437	620
November	5,437	620
December	5,883	620
January	6,173	
February	6,790	
March	7,366	
April	7,547	
May	7,547	
June	7,547	

QUALITY

	Quantity	Base Number	Contract	LHB	Wales
% of FP17s for the same patient ID Re-attending within 3 months - Children	5	28	17.9%	8.3%	10.9%
% of FP17s for the same patient ID Re-attending within 3 months - Adults	38	182	20.9%	13.6%	15.6%
% of FP17s for the same patient ID Re-attending between 3 & 9 months - Children	9	28	32.1%	52.5%	59.6%
% of FP17s for the same patient ID Re-attending between 3 & 9 months - Adults	54	182	29.7%	51.3%	55.6%
% of FP17s for Band 1 Urgent Courses	9	159	5.7%	9.9%	8.9%
% of FP17s Relating to Free Repair or Replacements	3	159	1.9%	0.6%	0.7%
% of FP17s Relating to Continuations	7	159	4.4%	1.2%	0.7%
% of Patients satisfied with the dentistry they have received	7	8	N/A	93.6%	93.3%
% of Patients satisfied with the time they had to wait for an appointment	4	8	N/A	86.9%	88.0%

* This is based on patients treated on this contract for their most recent course of treatment. Figures in italics indicate the base number of FP17s or Patient Questionnaire responses are less than 100. N/A is shown where the base number of responses is less than 10 during the period. % is calculated as Quantity/Base number*100

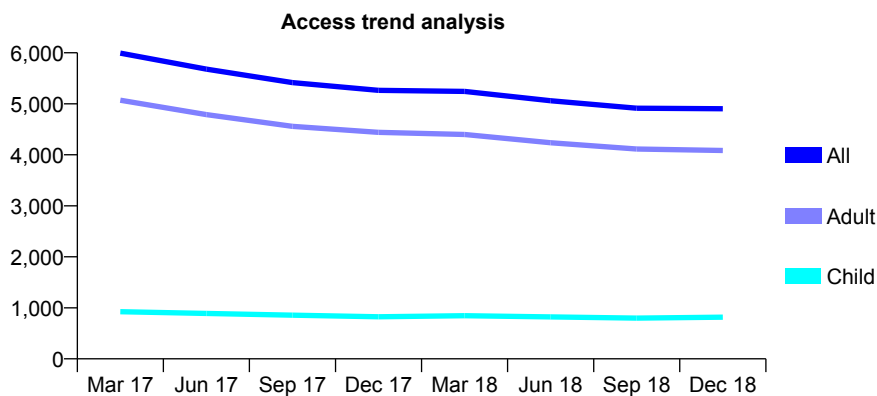
7A7 - Vital Signs At a Glance Contract Report for 158194/0004 - December 2018

Name or company name	Denticare Ltd
Contract type name	GDS Contract
Purpose of contract	General
Contract start date	01/04/2006
Contract end date	

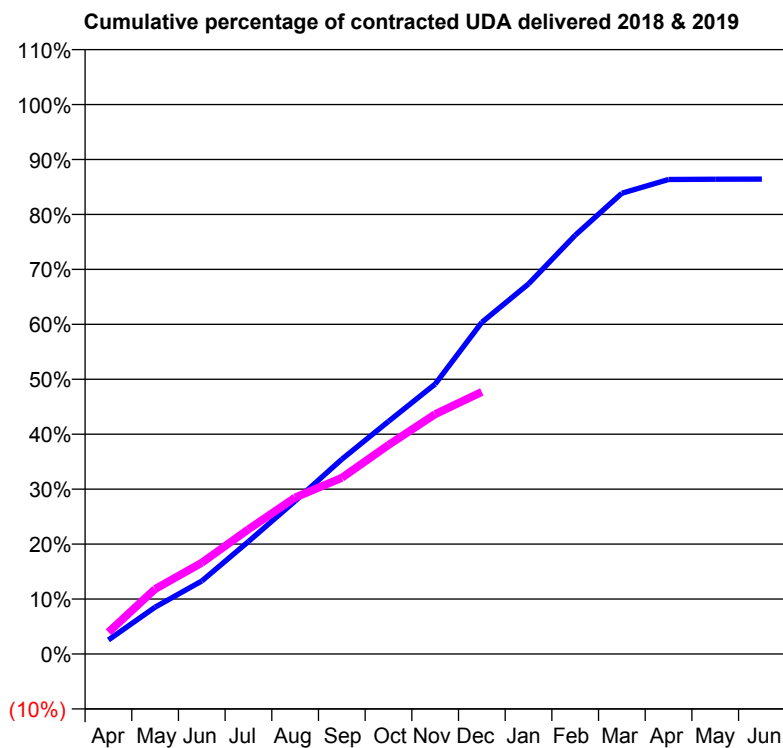
18/19 Contracted general activity (UDA)	17,500
Carry forward general activity (UDA)	0
18/19 Contracted orthodontic activity (UOA)	0
Carry forward orthodontic activity (UOA)	0
Baseline contract value	£456,934.66

ACCESS*

Patients seen in 24 months	Total	Change since previous quarter
Quarter ending December 2017	5,265	
Quarter ending March 2018	5,244	→
Quarter ending June 2018	5,060	↓
Quarter ending September 2018	4,913	↓
Quarter ending December 2018	4,902	→
Variance since December 2017	(6.9%)	↓



ACTIVITY



Month	Adjusted Scheduled Activity (UDA)	
	2018	2019
April	410	693
May	1,364	2,072
June	2,126	2,907
July	3,274	3,972
August	4,454	4,984
September	5,671	5,613
October	6,775	6,659
November	7,861	7,636
December	9,660	8,345
January	10,778	
February	12,193	
March	13,417	
April	13,816	
May	13,826	
June	13,827	

QUALITY

	Quantity	Base Number	Contract	LHB	Wales
% of FP17s for the same patient ID Re-attending within 3 months - Children	39	694	5.6%	8.3%	10.9%
% of FP17s for the same patient ID Re-attending within 3 months - Adults	354	3,319	10.7%	13.6%	15.6%
% of FP17s for the same patient ID Re-attending between 3 & 9 months - Children	312	694	45.0%	52.5%	59.6%
% of FP17s for the same patient ID Re-attending between 3 & 9 months - Adults	1,464	3,319	44.1%	51.3%	55.6%
% of FP17s for Band 1 Urgent Courses	161	3,820	4.2%	9.9%	8.9%
% of FP17s Relating to Free Repair or Replacements	12	3,820	0.3%	0.6%	0.7%
% of FP17s Relating to Continuations	69	3,820	1.8%	1.2%	0.7%
% of Patients satisfied with the dentistry they have received	48	49	98.0%	93.6%	93.3%
% of Patients satisfied with the time they had to wait for an appointment	37	49	75.5%	86.9%	88.0%

* This is based on patients treated on this contract for their most recent course of treatment. Figures in italics indicate the base number of FP17s or Patient Questionnaire responses are less than 100. N/A is shown where the base number of responses is less than 10 during the period. % is calculated as Quantity/Base number*100

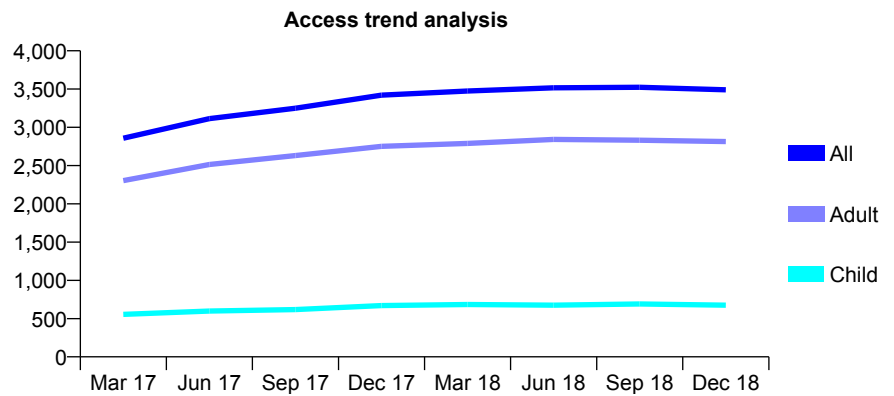
7A7 - Vital Signs At a Glance Contract Report for 158194/0010 - December 2018

Name or company name	Denticare Ltd
Contract type name	GDS Contract
Purpose of contract	General
Contract start date	01/04/2006
Contract end date	

18/19 Contracted general activity (UDA)	9,500
Carry forward general activity (UDA)	-120
18/19 Contracted orthodontic activity (UOA)	0
Carry forward orthodontic activity (UOA)	0
Baseline contract value	£248,047.55

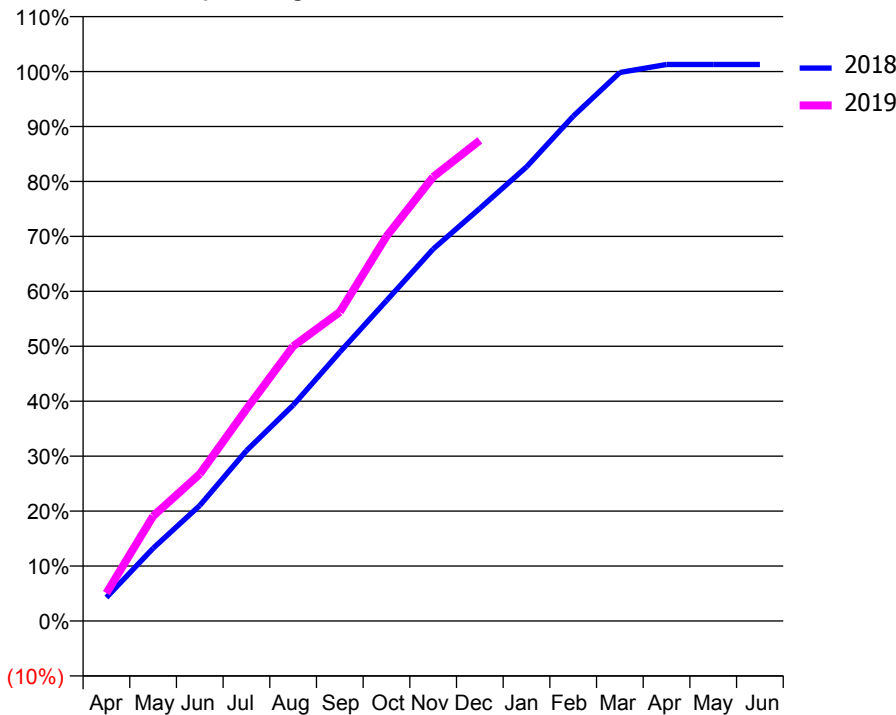
ACCESS*

Patients seen in 24 months	Total	Change since previous quarter
Quarter ending December 2017	3,421	
Quarter ending March 2018	3,474	→
Quarter ending June 2018	3,517	→
Quarter ending September 2018	3,523	→
Quarter ending December 2018	3,490	→
Variance since December 2017	2.0%	↑



ACTIVITY

Cumulative percentage of contracted UDA delivered 2018 & 2019



Month	Adjusted Scheduled Activity (UDA)	
	2018	2019
April	408	482
May	1,257	1,812
June	1,997	2,542
July	2,946	3,665
August	3,730	4,750
September	4,648	5,343
October	5,538	6,651
November	6,431	7,678
December	7,134	8,309
January	7,850	
February	8,726	
March	9,483	
April	9,620	
May	9,620	
June	9,620	

QUALITY

	Quantity	Base Number	Contract	LHB	Wales
% of FP17s for the same patient ID Re-attending within 3 months - Children	70	779	9.0%	8.3%	10.9%
% of FP17s for the same patient ID Re-attending within 3 months - Adults	459	3,020	15.2%	13.6%	15.6%
% of FP17s for the same patient ID Re-attending between 3 & 9 months - Children	507	779	65.1%	52.5%	59.6%
% of FP17s for the same patient ID Re-attending between 3 & 9 months - Adults	1,753	3,020	58.0%	51.3%	55.6%
% of FP17s for Band 1 Urgent Courses	332	3,724	8.9%	9.9%	8.9%
% of FP17s Relating to Free Repair or Replacements	20	3,724	0.5%	0.6%	0.7%
% of FP17s Relating to Continuations	59	3,724	1.6%	1.2%	0.7%
% of Patients satisfied with the dentistry they have received	38	41	92.7%	93.6%	93.3%
% of Patients satisfied with the time they had to wait for an appointment	34	41	82.9%	86.9%	88.0%

* This is based on patients treated on this contract for their most recent course of treatment. Figures in italics indicate the base number of FP17s or Patient Questionnaire responses are less than 100. N/A is shown where the base number of responses is less than 10 during the period. % is calculated as Quantity/Base number*100

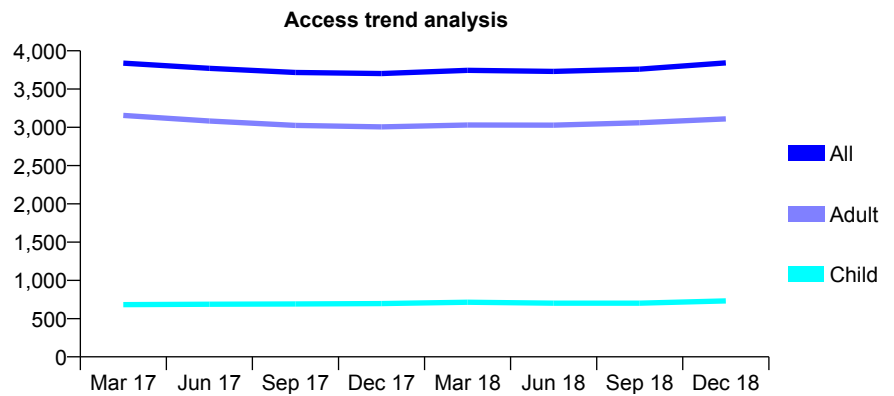
7A7 - Vital Signs At a Glance Contract Report for 158194/0022 - December 2018

Name or company name	Denticare Ltd
Contract type name	GDS Contract
Purpose of contract	General
Contract start date	15/12/2008
Contract end date	

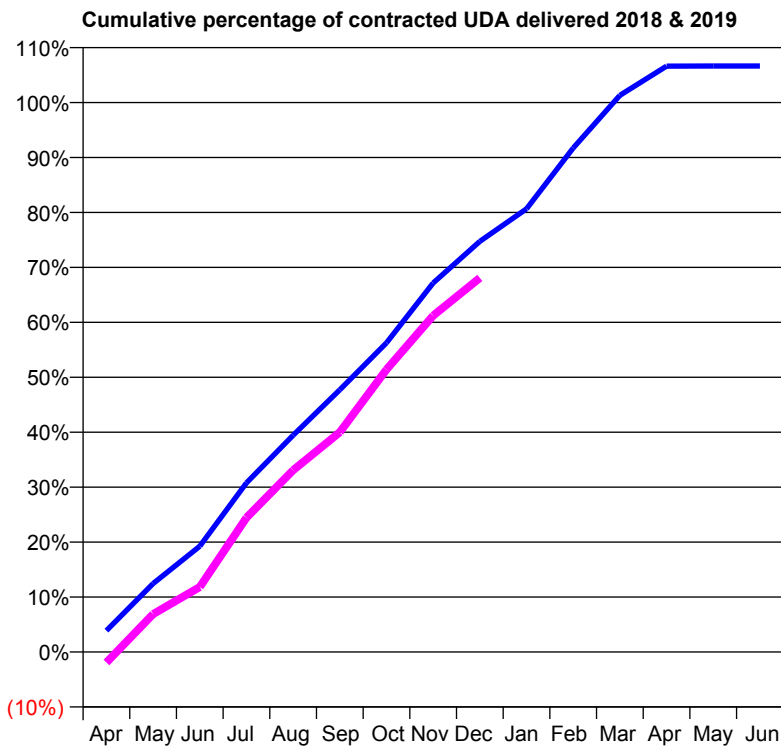
18/19 Contracted general activity (UDA)	12,000
Carry forward general activity (UDA)	550
18/19 Contracted orthodontic activity (UOA)	0
Carry forward orthodontic activity (UOA)	0
Baseline contract value	£313,323.22

ACCESS*

Patients seen in 24 months	Total	Change since previous quarter
Quarter ending December 2017	3,702	
Quarter ending March 2018	3,744	→
Quarter ending June 2018	3,730	→
Quarter ending September 2018	3,761	→
Quarter ending December 2018	3,842	↑
Variance since December 2017	3.8%	↑



ACTIVITY



Month	Adjusted Scheduled Activity (UDA)	
	2018	2019
April	429	-230
May	1,370	829
June	2,117	1,421
July	3,385	2,934
August	4,339	3,971
September	5,248	4,802
October	6,188	6,170
November	7,389	7,344
December	8,221	8,171
January	8,872	
February	10,090	
March	11,144	
April	11,728	
May	11,731	
June	11,731	

QUALITY

	Quantity	Base Number	Contract	LHB	Wales
% of FP17s for the same patient ID Re-attending within 3 months - Children	59	876	6.7%	8.3%	10.9%
% of FP17s for the same patient ID Re-attending within 3 months - Adults	508	3,587	14.2%	13.6%	15.6%
% of FP17s for the same patient ID Re-attending between 3 & 9 months - Children	527	876	60.2%	52.5%	59.6%
% of FP17s for the same patient ID Re-attending between 3 & 9 months - Adults	1,837	3,587	51.2%	51.3%	55.6%
% of FP17s for Band 1 Urgent Courses	289	4,248	6.8%	9.9%	8.9%
% of FP17s Relating to Free Repair or Replacements	27	4,248	0.6%	0.6%	0.7%
% of FP17s Relating to Continuations	75	4,248	1.8%	1.2%	0.7%
% of Patients satisfied with the dentistry they have received	40	42	95.2%	93.6%	93.3%
% of Patients satisfied with the time they had to wait for an appointment	39	42	92.9%	86.9%	88.0%

* This is based on patients treated on this contract for their most recent course of treatment. Figures in italics indicate the base number of FP17s or Patient Questionnaire responses are less than 100. N/A is shown where the base number of responses is less than 10 during the period. % is calculated as Quantity/Base number*100

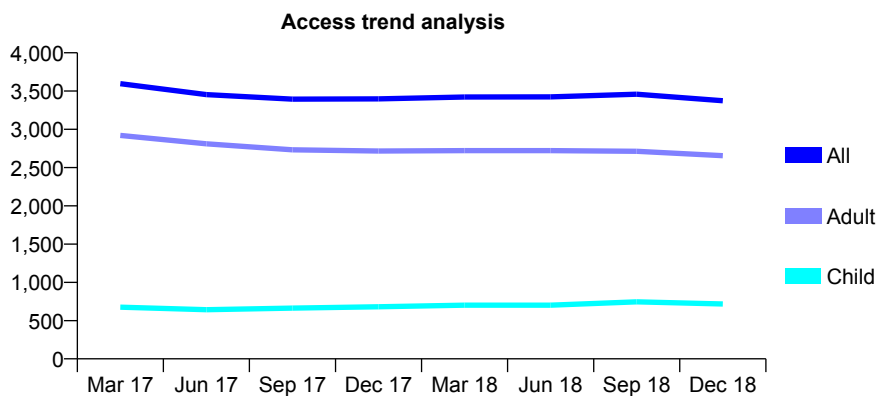
7A7 - Vital Signs At a Glance Contract Report for 158194/0024 - December 2018

Name or company name	Denticare Ltd
Contract type name	GDS Contract
Purpose of contract	General
Contract start date	01/07/2009
Contract end date	

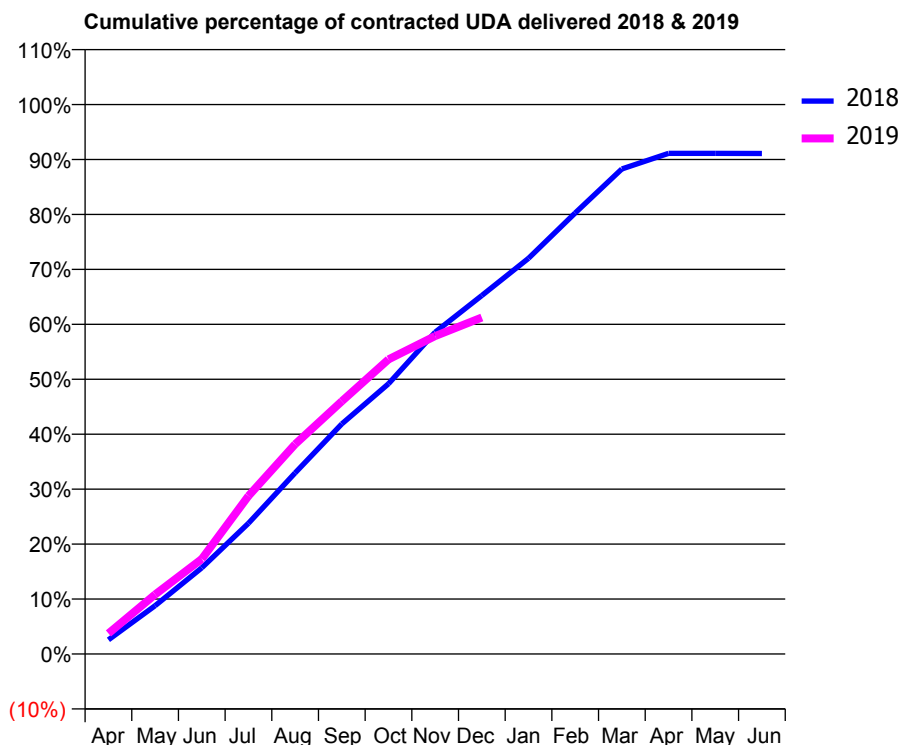
18/19 Contracted general activity (UDA)	11,000
Carry forward general activity (UDA)	0
18/19 Contracted orthodontic activity (UOA)	0
Carry forward orthodontic activity (UOA)	0
Baseline contract value	£287,205.49

ACCESS*

Patients seen in 24 months	Total	Change since previous quarter
Quarter ending December 2017	3,397	
Quarter ending March 2018	3,423	→
Quarter ending June 2018	3,424	→
Quarter ending September 2018	3,458	→
Quarter ending December 2018	3,373	↓
Variance since December 2017	(0.7%)	→



ACTIVITY



Month	Adjusted Scheduled Activity (UDA)	
	2018	2019
April	285	412
May	967	1,191
June	1,725	1,902
July	2,617	3,165
August	3,627	4,201
September	4,607	5,059
October	5,409	5,899
November	6,442	6,364
December	7,176	6,736
January	7,920	
February	8,829	
March	9,710	
April	10,022	
May	10,021	
June	10,020	

QUALITY

	Quantity	Base Number	Contract	LHB	Wales
% of FP17s for the same patient ID Re-attending within 3 months - Children	63	734	8.6%	8.3%	10.9%
% of FP17s for the same patient ID Re-attending within 3 months - Adults	619	3,084	20.1%	13.6%	15.6%
% of FP17s for the same patient ID Re-attending between 3 & 9 months - Children	430	734	58.6%	52.5%	59.6%
% of FP17s for the same patient ID Re-attending between 3 & 9 months - Adults	1,690	3,084	54.8%	51.3%	55.6%
% of FP17s for Band 1 Urgent Courses	431	3,663	11.8%	9.9%	8.9%
% of FP17s Relating to Free Repair or Replacements	69	3,663	1.9%	0.6%	0.7%
% of FP17s Relating to Continuations	96	3,663	2.6%	1.2%	0.7%
% of Patients satisfied with the dentistry they have received	44	48	91.7%	93.6%	93.3%
% of Patients satisfied with the time they had to wait for an appointment	41	48	85.4%	86.9%	88.0%

* This is based on patients treated on this contract for their most recent course of treatment. Figures in italics indicate the base number of FP17s or Patient Questionnaire responses are less than 100. N/A is shown where the base number of responses is less than 10 during the period. % is calculated as Quantity/Base number*100

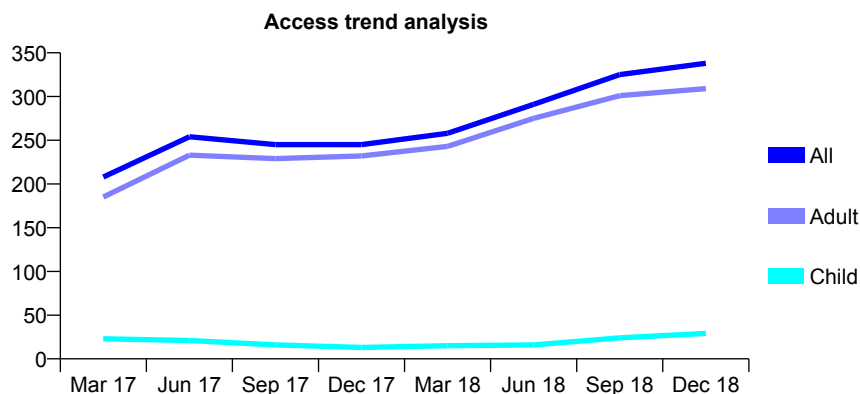
7A7 - Vital Signs At a Glance Contract Report for 158194/0026 - December 2018

Name or company name	Denticare Ltd
Contract type name	PDS Contract
Purpose of contract	General
Contract start date	01/11/2010
Contract end date	31/10/2020

18/19 Contracted general activity (UDA)	638
Carry forward general activity (UDA)	0
18/19 Contracted orthodontic activity (UOA)	0
Carry forward orthodontic activity (UOA)	0
Baseline contract value	£70,935.84

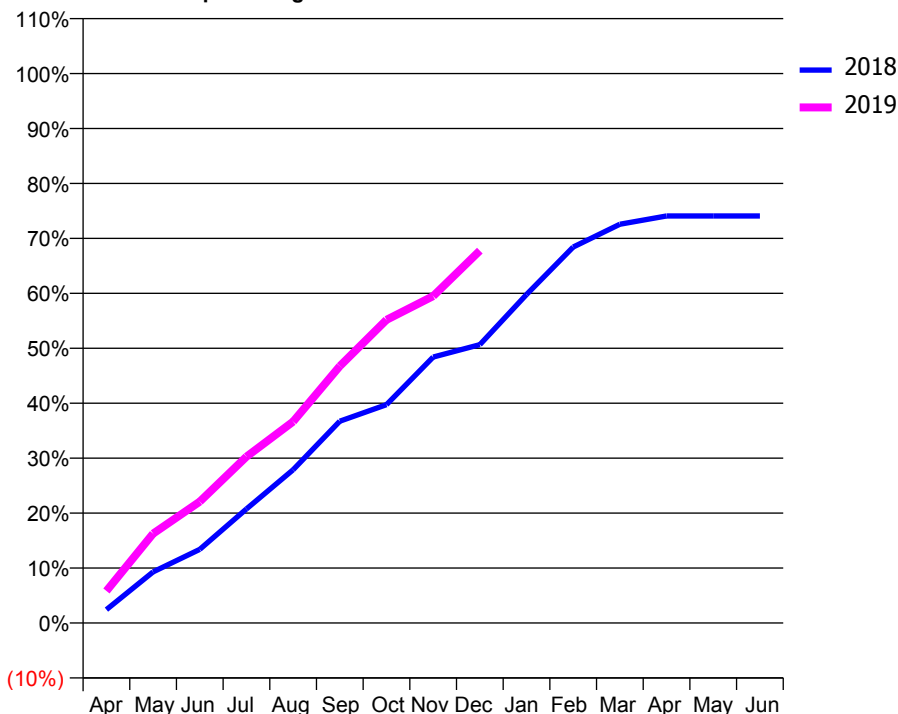
ACCESS*

Patients seen in 24 months	Total	Change since previous quarter
Quarter ending December 2017	245	
Quarter ending March 2018	258	↑
Quarter ending June 2018	291	↑
Quarter ending September 2018	325	↑
Quarter ending December 2018	338	↑
Variance since December 2017	38.0%	↑



ACTIVITY

Cumulative percentage of contracted UDA delivered 2018 & 2019



Month	Adjusted Scheduled Activity (UDA)	
	2018	2019
April	16	37
May	59	104
June	86	141
July	132	193
August	178	234
September	234	298
October	254	352
November	309	380
December	323	432
January	381	
February	437	
March	463	
April	473	
May	473	
June	473	

QUALITY

	Quantity	Base Number	Contract	LHB	Wales
% of FP17s for the same patient ID Re-attending within 3 months - Children	0	38	0.0%	8.3%	10.9%
% of FP17s for the same patient ID Re-attending within 3 months - Adults	6	336	1.8%	13.6%	15.6%
% of FP17s for the same patient ID Re-attending between 3 & 9 months - Children	0	38	0.0%	52.5%	59.6%
% of FP17s for the same patient ID Re-attending between 3 & 9 months - Adults	6	336	1.8%	51.3%	55.6%
% of FP17s for Band 1 Urgent Courses	355	366	97.0%	9.9%	8.9%
% of FP17s Relating to Free Repair or Replacements	0	366	0.0%	0.6%	0.7%
% of FP17s Relating to Continuations	0	366	0.0%	1.2%	0.7%
% of Patients satisfied with the dentistry they have received	7	8	N/A	93.6%	93.3%
% of Patients satisfied with the time they had to wait for an appointment	7	8	N/A	86.9%	88.0%

* This is based on patients treated on this contract for their most recent course of treatment. Figures in italics indicate the base number of FP17s or Patient Questionnaire responses are less than 100. N/A is shown where the base number of responses is less than 10 during the period. % is calculated as Quantity/Base number*100

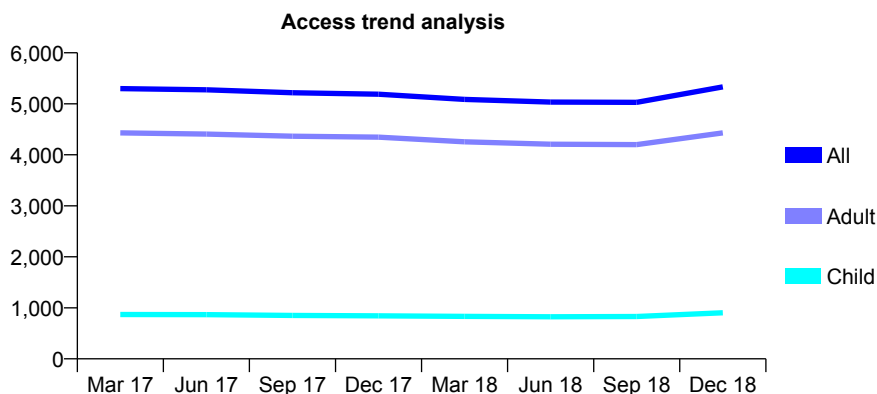
7A7 - Vital Signs At a Glance Contract Report for 193267/0001 - December 2018

Name or company name	Dr DG Evans and Dr JC Evans
Contract type name	GDS Contract
Purpose of contract	General
Contract start date	01/04/2006
Contract end date	

18/19 Contracted general activity (UDA)	14,417
Carry forward general activity (UDA)	0
18/19 Contracted orthodontic activity (UOA)	0
Carry forward orthodontic activity (UOA)	0
Baseline contract value	£376,483.48

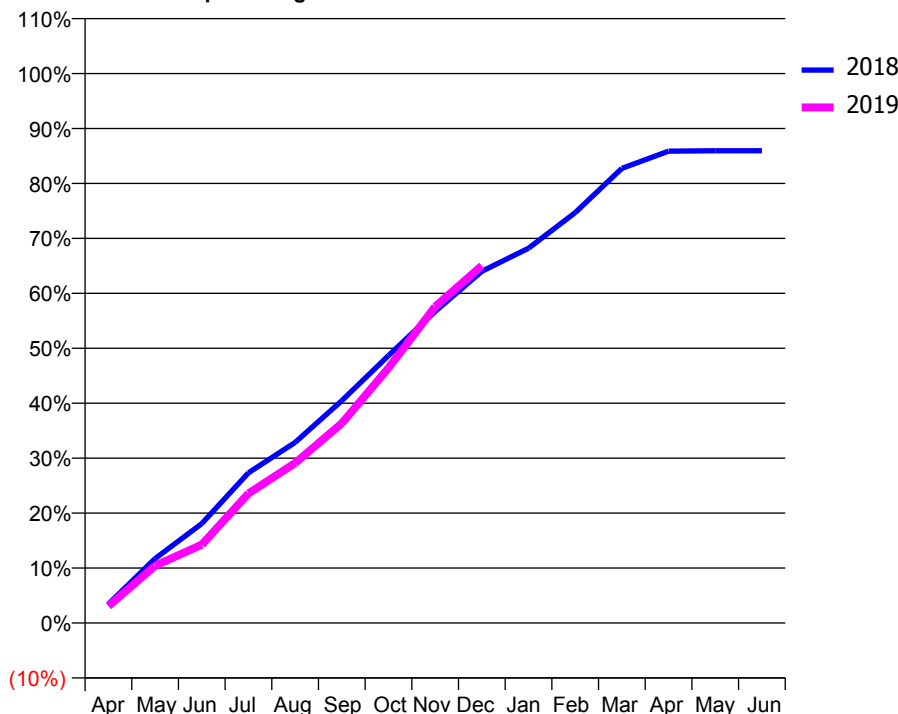
ACCESS*

Patients seen in 24 months	Total	Change since previous quarter
Quarter ending December 2017	5,189	
Quarter ending March 2018	5,087	↓
Quarter ending June 2018	5,034	↓
Quarter ending September 2018	5,028	→
Quarter ending December 2018	5,333	↑
Variance since December 2017	2.8%	↑



ACTIVITY

Cumulative percentage of contracted UDA delivered 2018 & 2019



Month	Adjusted Scheduled Activity (UDA)	
	2018	2019
April	531	444
May	1,809	1,503
June	2,790	2,055
July	4,215	3,400
August	5,068	4,195
September	6,239	5,240
October	7,505	6,689
November	8,742	8,301
December	9,866	9,374
January	10,515	
February	11,512	
March	12,754	
April	13,237	
May	13,250	
June	13,251	

QUALITY

	Quantity	Base Number	Contract	LHB	Wales
% of FP17s for the same patient ID Re-attending within 3 months - Children	46	942	4.9%	8.3%	10.9%
% of FP17s for the same patient ID Re-attending within 3 months - Adults	653	5,091	12.8%	13.6%	15.6%
% of FP17s for the same patient ID Re-attending between 3 & 9 months - Children	484	942	51.4%	52.5%	59.6%
% of FP17s for the same patient ID Re-attending between 3 & 9 months - Adults	2,867	5,091	56.3%	51.3%	55.6%
% of FP17s for Band 1 Urgent Courses	518	5,701	9.1%	9.9%	8.9%
% of FP17s Relating to Free Repair or Replacements	36	5,701	0.6%	0.6%	0.7%
% of FP17s Relating to Continuations	55	5,701	1.0%	1.2%	0.7%
% of Patients satisfied with the dentistry they have received	71	72	98.6%	93.6%	93.3%
% of Patients satisfied with the time they had to wait for an appointment	69	72	95.8%	86.9%	88.0%

* This is based on patients treated on this contract for their most recent course of treatment. Figures in italics indicate the base number of FP17s or Patient Questionnaire responses are less than 100. N/A is shown where the base number of responses is less than 10 during the period. % is calculated as Quantity/Base number*100

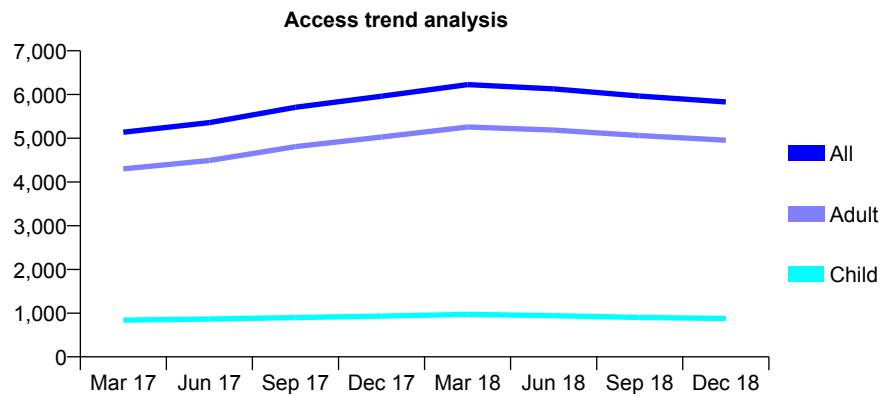
7A7 - Vital Signs At a Glance Contract Report for 208248/0002 - December 2018

Name or company name	The Martin Partnership
Contract type name	Pilot Contract
Purpose of contract	General
Contract start date	21/12/2015
Contract end date	

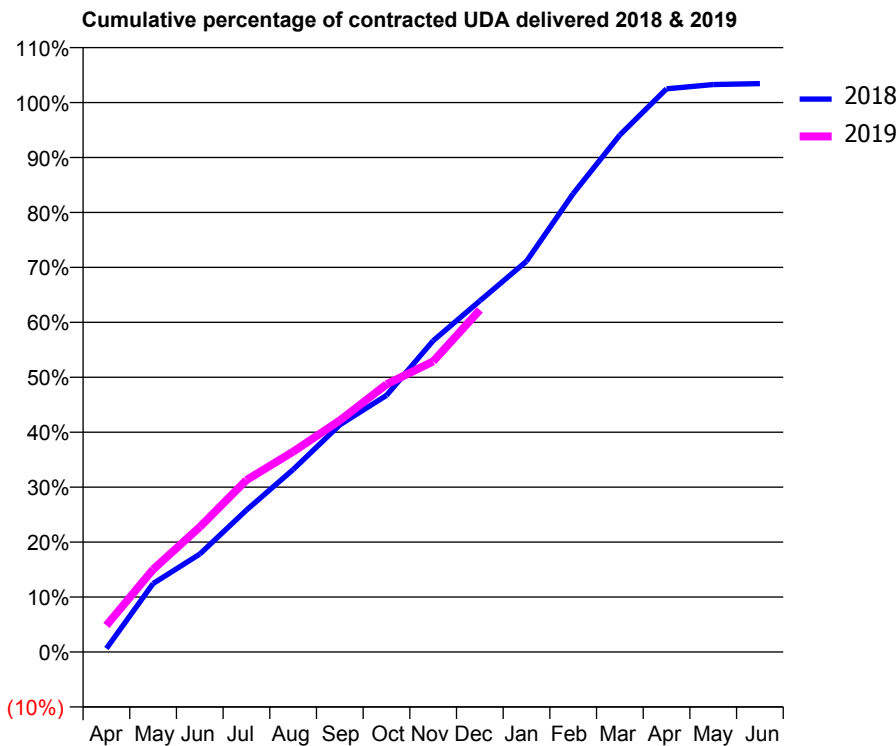
18/19 Contracted general activity (UDA)	15,546
Carry forward general activity (UDA)	-562
18/19 Contracted orthodontic activity (UOA)	0
Carry forward orthodontic activity (UOA)	0
Baseline contract value	£418,194.59

ACCESS*

Patients seen in 24 months	Total	Change since previous quarter
Quarter ending December 2017	5,961	
Quarter ending March 2018	6,227	↑
Quarter ending June 2018	6,129	↓
Quarter ending September 2018	5,963	↓
Quarter ending December 2018	5,831	↓
Variance since December 2017	(2.2%)	↓



ACTIVITY



Month	Adjusted Scheduled Activity (UDA)	
	2018	2019
April	105	754
May	2,040	2,337
June	2,918	3,536
July	4,228	4,866
August	5,435	5,667
September	6,765	6,551
October	7,641	7,574
November	9,272	8,222
December	10,459	9,679
January	11,637	
February	13,652	
March	15,399	
April	16,771	
May	16,900	
June	16,926	

QUALITY

	Quantity	Base Number	Contract	LHB	Wales
% of FP17s for the same patient ID Re-attending within 3 months - Children	31	740	4.2%	8.3%	10.9%
% of FP17s for the same patient ID Re-attending within 3 months - Adults	455	4,211	10.8%	13.6%	15.6%
% of FP17s for the same patient ID Re-attending between 3 & 9 months - Children	288	740	38.9%	52.5%	59.6%
% of FP17s for the same patient ID Re-attending between 3 & 9 months - Adults	1,835	4,211	43.6%	51.3%	55.6%
% of FP17s for Band 1 Urgent Courses	450	4,442	10.1%	9.9%	8.9%
% of FP17s Relating to Free Repair or Replacements	18	4,442	0.4%	0.6%	0.7%
% of FP17s Relating to Continuations	33	4,442	0.7%	1.2%	0.7%
% of Patients satisfied with the dentistry they have received	40	44	90.9%	93.6%	93.3%
% of Patients satisfied with the time they had to wait for an appointment	41	44	93.2%	86.9%	88.0%

* This is based on patients treated on this contract for their most recent course of treatment. Figures in italics indicate the base number of FP17s or Patient Questionnaire responses are less than 100. N/A is shown where the base number of responses is less than 10 during the period. % is calculated as Quantity/Base number*100

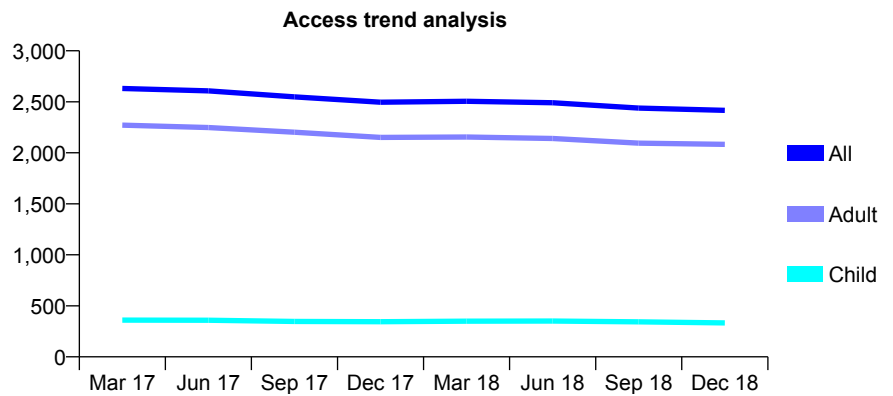
7A7 - Vital Signs At a Glance Contract Report for 218812/0001 - December 2018

Name or company name	MR JD ROBERTS-JAMES
Contract type name	GDS Contract
Purpose of contract	General
Contract start date	01/04/2006
Contract end date	

18/19 Contracted general activity (UDA)	7,456
Carry forward general activity (UDA)	-354
18/19 Contracted orthodontic activity (UOA)	0
Carry forward orthodontic activity (UOA)	0
Baseline contract value	£195,703.69

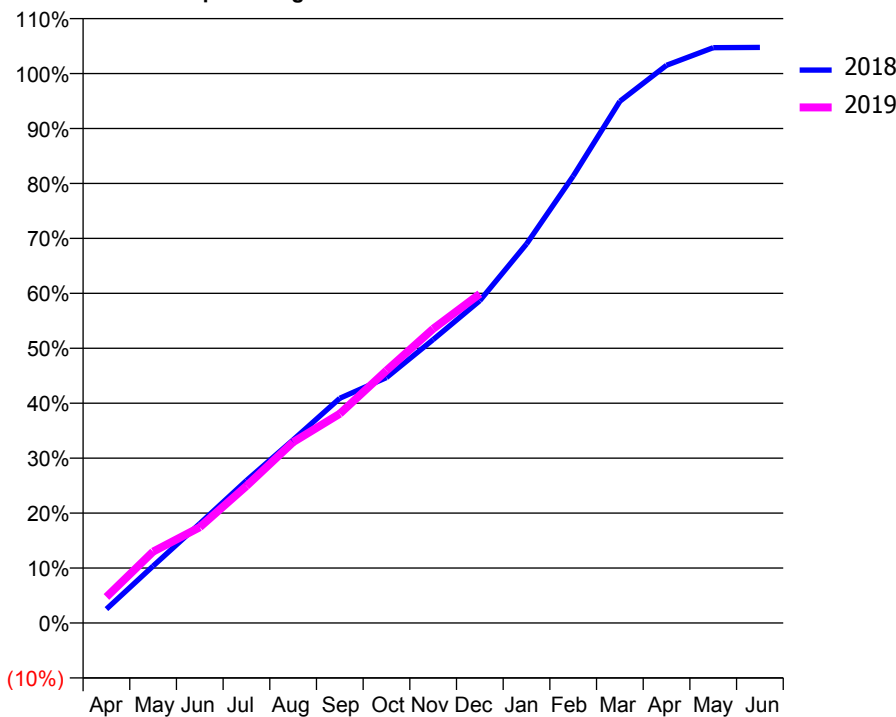
ACCESS*

Patients seen in 24 months	Total	Change since previous quarter
Quarter ending December 2017	2,496	
Quarter ending March 2018	2,505	→
Quarter ending June 2018	2,491	→
Quarter ending September 2018	2,438	↓
Quarter ending December 2018	2,416	→
Variance since December 2017	(3.2%)	↓



ACTIVITY

Cumulative percentage of contracted UDA delivered 2018 & 2019



Month	Adjusted Scheduled Activity (UDA)	
	2018	2019
April	189	354
May	773	969
June	1,349	1,300
July	1,933	1,860
August	2,485	2,455
September	3,049	2,840
October	3,330	3,425
November	3,847	3,993
December	4,374	4,467
January	5,144	
February	6,064	
March	7,080	
April	7,568	
May	7,807	
June	7,810	

QUALITY

	Quantity	Base Number	Contract	LHB	Wales
% of FP17s for the same patient ID Re-attending within 3 months - Children	20	350	5.7%	8.3%	10.9%
% of FP17s for the same patient ID Re-attending within 3 months - Adults	272	2,071	13.1%	13.6%	15.6%
% of FP17s for the same patient ID Re-attending between 3 & 9 months - Children	241	350	68.9%	52.5%	59.6%
% of FP17s for the same patient ID Re-attending between 3 & 9 months - Adults	1,196	2,071	57.7%	51.3%	55.6%
% of FP17s for Band 1 Urgent Courses	143	2,121	6.7%	9.9%	8.9%
% of FP17s Relating to Free Repair or Replacements	3	2,121	0.1%	0.6%	0.7%
% of FP17s Relating to Continuations	24	2,121	1.1%	1.2%	0.7%
% of Patients satisfied with the dentistry they have received	47	48	97.9%	93.6%	93.3%
% of Patients satisfied with the time they had to wait for an appointment	43	48	89.6%	86.9%	88.0%

* This is based on patients treated on this contract for their most recent course of treatment. Figures in italics indicate the base number of FP17s or Patient Questionnaire responses are less than 100. N/A is shown where the base number of responses is less than 10 during the period. % is calculated as Quantity/Base number*100

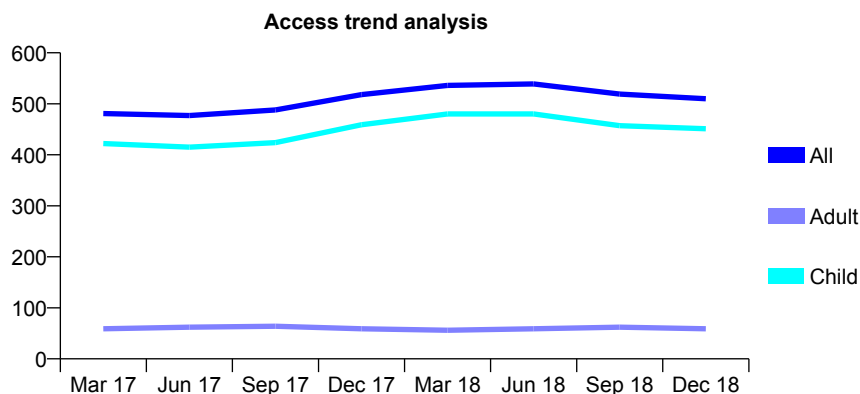
7A7 - Vital Signs At a Glance Contract Report for 565350/0001 - December 2018

Name or company name	MR CA HIMSWORTH
Contract type name	GDS Contract
Purpose of contract	General
Contract start date	01/04/2006
Contract end date	

18/19 Contracted general activity (UDA)	1,250
Carry forward general activity (UDA)	0
18/19 Contracted orthodontic activity (UOA)	0
Carry forward orthodontic activity (UOA)	0
Baseline contract value	£37,562.65

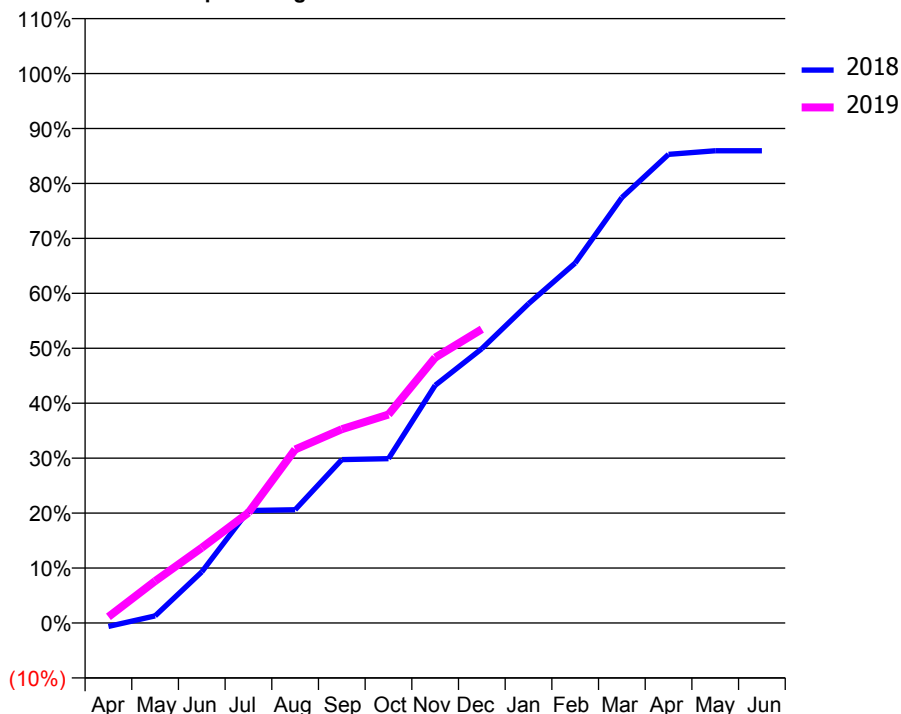
ACCESS*

Patients seen in 24 months	Total	Change since previous quarter
Quarter ending December 2017	518	
Quarter ending March 2018	536	↑
Quarter ending June 2018	539	→
Quarter ending September 2018	519	↓
Quarter ending December 2018	510	↓
Variance since December 2017	(1.5%)	↓



ACTIVITY

Cumulative percentage of contracted UDA delivered 2018 & 2019



Month	Adjusted Scheduled Activity (UDA)	
	2018	2019
April	-8	14
May	16	95
June	116	171
July	256	251
August	258	395
September	372	441
October	374	474
November	541	604
December	624	668
January	726	
February	819	
March	968	
April	1,066	
May	1,074	
June	1,074	

QUALITY

	Quantity	Base Number	Contract	LHB	Wales
% of FP17s for the same patient ID Re-attending within 3 months - Children	73	545	13.4%	8.3%	10.9%
% of FP17s for the same patient ID Re-attending within 3 months - Adults	0	0	N/A	13.6%	15.6%
% of FP17s for the same patient ID Re-attending between 3 & 9 months - Children	330	545	60.6%	52.5%	59.6%
% of FP17s for the same patient ID Re-attending between 3 & 9 months - Adults	0	0	N/A	51.3%	55.6%
% of FP17s for Band 1 Urgent Courses	32	485	6.6%	9.9%	8.9%
% of FP17s Relating to Free Repair or Replacements	0	485	0.0%	0.6%	0.7%
% of FP17s Relating to Continuations	0	485	0.0%	1.2%	0.7%
% of Patients satisfied with the dentistry they have received	2	2	N/A	93.6%	93.3%
% of Patients satisfied with the time they had to wait for an appointment	2	2	N/A	86.9%	88.0%

* This is based on patients treated on this contract for their most recent course of treatment. Figures in italics indicate the base number of FP17s or Patient Questionnaire responses are less than 100. N/A is shown where the base number of responses is less than 10 during the period. % is calculated as Quantity/Base number*100

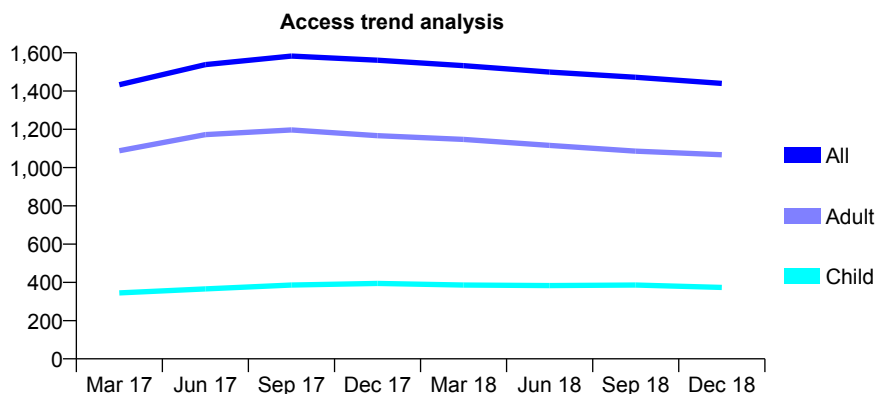
7A7 - Vital Signs At a Glance Contract Report for 659193/0002 - December 2018

Name or company name	T&C Ichim
Contract type name	GDS Contract
Purpose of contract	General
Contract start date	03/05/2014
Contract end date	

18/19 Contracted general activity (UDA)	3,370
Carry forward general activity (UDA)	-8
18/19 Contracted orthodontic activity (UOA)	0
Carry forward orthodontic activity (UOA)	0
Baseline contract value	£80,956.04

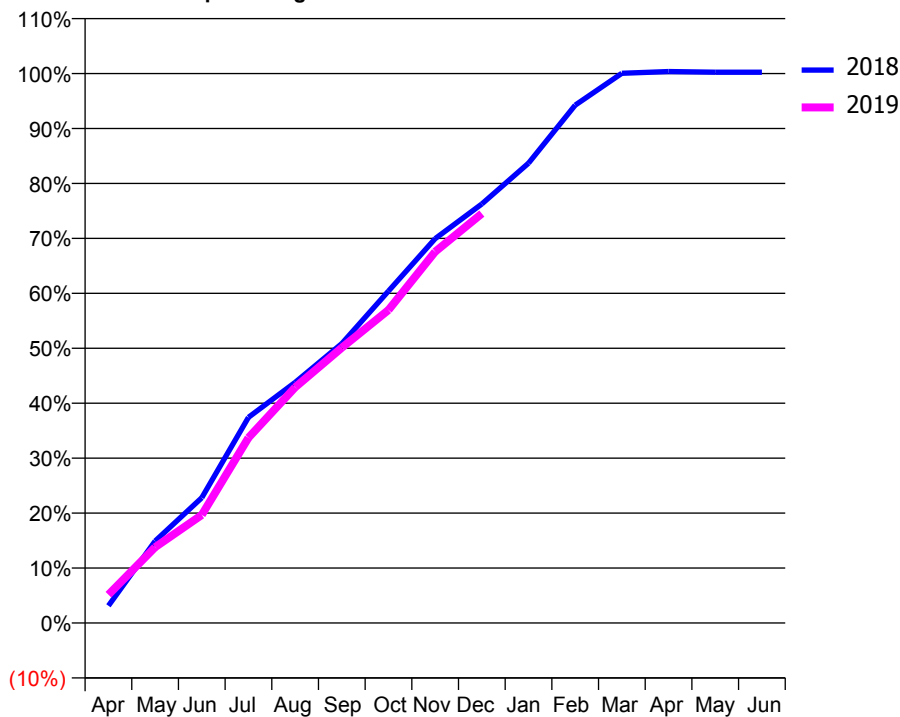
ACCESS*

Patients seen in 24 months	Total	Change since previous quarter
Quarter ending December 2017	1,561	
Quarter ending March 2018	1,533	↓
Quarter ending June 2018	1,499	↓
Quarter ending September 2018	1,472	↓
Quarter ending December 2018	1,440	↓
Variance since December 2017	(7.8%)	↓



ACTIVITY

Cumulative percentage of contracted UDA delivered 2018 & 2019



Adjusted Scheduled Activity (UDA)

Month	2018	2019
April	106	173
May	502	465
June	768	663
July	1,261	1,136
August	1,476	1,446
September	1,714	1,688
October	2,036	1,920
November	2,357	2,277
December	2,570	2,511
January	2,820	
February	3,176	
March	3,371	
April	3,382	
May	3,378	
June	3,378	

QUALITY

	Quantity	Base Number	Contract	LHB	Wales
% of FP17s for the same patient ID Re-attending within 3 months - Children	13	324	4.0%	8.3%	10.9%
% of FP17s for the same patient ID Re-attending within 3 months - Adults	79	926	8.5%	13.6%	15.6%
% of FP17s for the same patient ID Re-attending between 3 & 9 months - Children	161	324	49.7%	52.5%	59.6%
% of FP17s for the same patient ID Re-attending between 3 & 9 months - Adults	386	926	41.7%	51.3%	55.6%
% of FP17s for Band 1 Urgent Courses	20	1,244	1.6%	9.9%	8.9%
% of FP17s Relating to Free Repair or Replacements	8	1,244	0.6%	0.6%	0.7%
% of FP17s Relating to Continuations	0	1,244	0.0%	1.2%	0.7%
% of Patients satisfied with the dentistry they have received	12	13	92.3%	93.6%	93.3%
% of Patients satisfied with the time they had to wait for an appointment	11	13	84.6%	86.9%	88.0%

* This is based on patients treated on this contract for their most recent course of treatment. Figures in italics indicate the base number of FP17s or Patient Questionnaire responses are less than 100. N/A is shown where the base number of responses is less than 10 during the period. % is calculated as Quantity/Base number*100

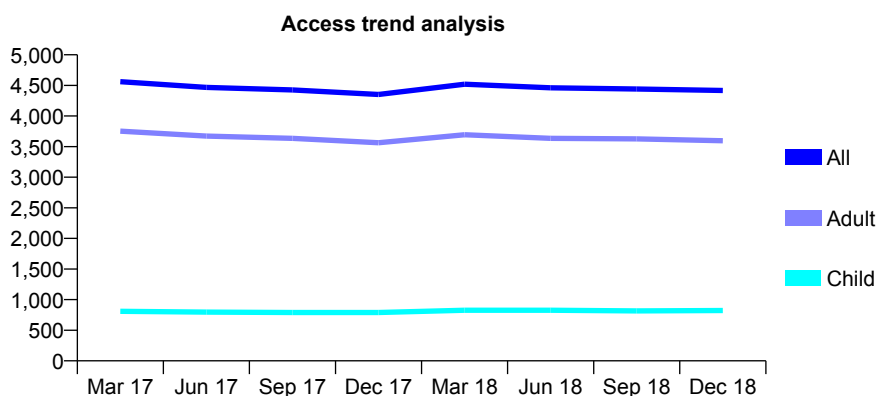
7A7 - Vital Signs At a Glance Contract Report for 689823/0001 - December 2018

Name or company name	MR J CHARRO
Contract type name	GDS Contract
Purpose of contract	General
Contract start date	01/04/2006
Contract end date	

18/19 Contracted general activity (UDA)	14,000
Carry forward general activity (UDA)	0
18/19 Contracted orthodontic activity (UOA)	0
Carry forward orthodontic activity (UOA)	0
Baseline contract value	£420,682.95

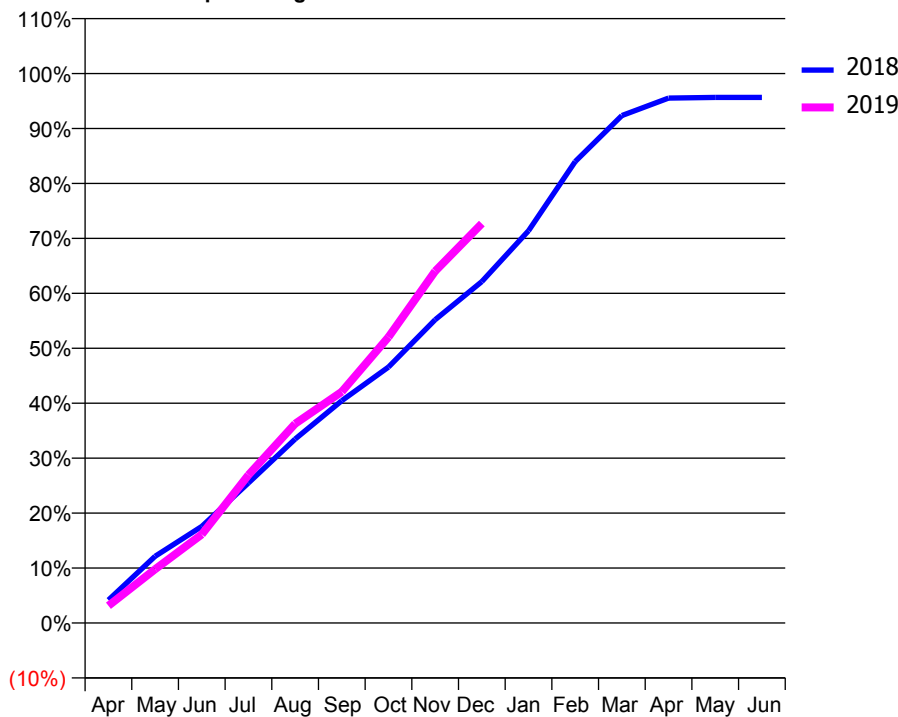
ACCESS*

Patients seen in 24 months	Total	Change since previous quarter
Quarter ending December 2017	4,352	
Quarter ending March 2018	4,519	↑
Quarter ending June 2018	4,461	↓
Quarter ending September 2018	4,442	→
Quarter ending December 2018	4,418	→
Variance since December 2017	1.5%	→



ACTIVITY

Cumulative percentage of contracted UDA delivered 2018 & 2019



Month	Adjusted Scheduled Activity (UDA)	
	2018	2019
April	586	439
May	1,699	1,370
June	2,463	2,258
July	3,569	3,773
August	4,688	5,079
September	5,664	5,893
October	6,520	7,286
November	7,727	8,963
December	8,698	10,178
January	9,993	
February	11,758	
March	12,928	
April	13,372	
May	13,389	
June	13,389	

QUALITY

	Quantity	Base Number	Contract	LHB	Wales
% of FP17s for the same patient ID Re-attending within 3 months - Children	54	944	5.7%	8.3%	10.9%
% of FP17s for the same patient ID Re-attending within 3 months - Adults	548	4,360	12.6%	13.6%	15.6%
% of FP17s for the same patient ID Re-attending between 3 & 9 months - Children	624	944	66.1%	52.5%	59.6%
% of FP17s for the same patient ID Re-attending between 3 & 9 months - Adults	2,992	4,360	68.6%	51.3%	55.6%
% of FP17s for Band 1 Urgent Courses	418	5,073	8.2%	9.9%	8.9%
% of FP17s Relating to Free Repair or Replacements	15	5,073	0.3%	0.6%	0.7%
% of FP17s Relating to Continuations	60	5,073	1.2%	1.2%	0.7%
% of Patients satisfied with the dentistry they have received	61	67	91.0%	93.6%	93.3%
% of Patients satisfied with the time they had to wait for an appointment	64	67	95.5%	86.9%	88.0%

* This is based on patients treated on this contract for their most recent course of treatment. Figures in italics indicate the base number of FP17s or Patient Questionnaire responses are less than 100. N/A is shown where the base number of responses is less than 10 during the period. % is calculated as Quantity/Base number*100

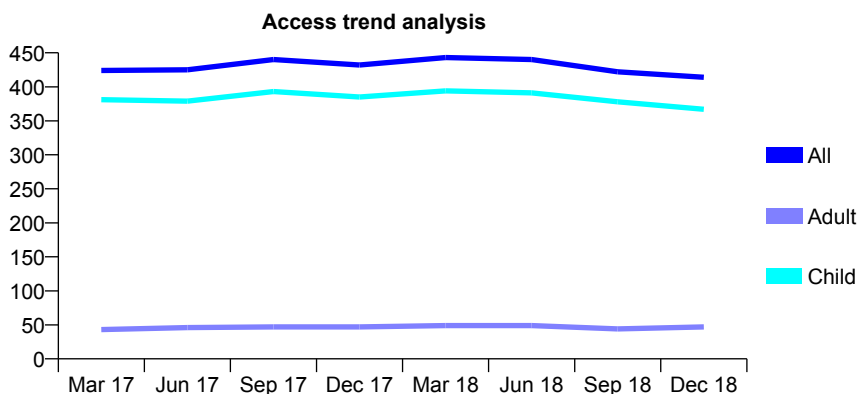
7A7 - Vital Signs At a Glance Contract Report for 762938/0001 - December 2018

Name or company name	MISS G DAVIES
Contract type name	PDS Contract
Purpose of contract	General
Contract start date	01/04/2012
Contract end date	31/03/2019

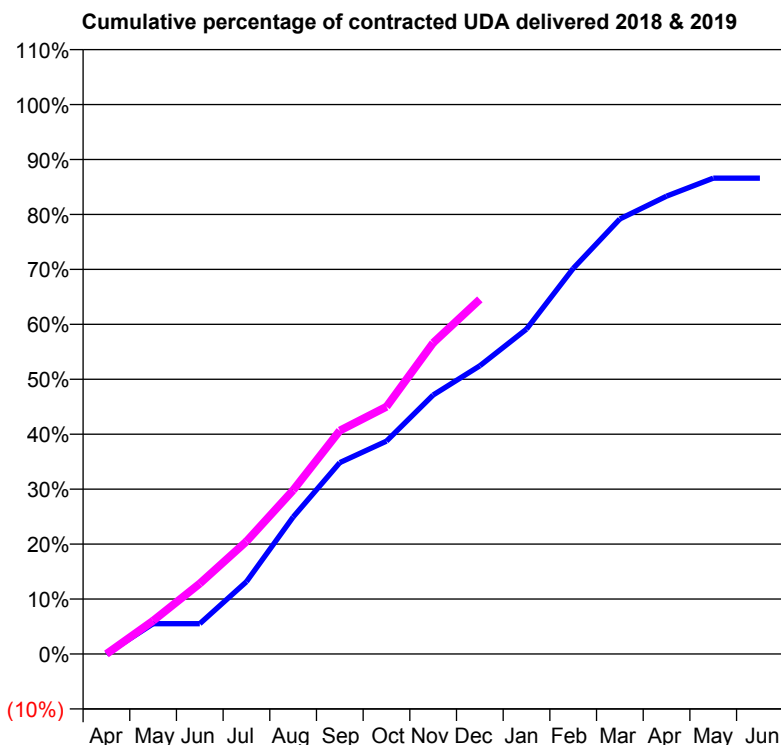
18/19 Contracted general activity (UDA)	700
Carry forward general activity (UDA)	0
18/19 Contracted orthodontic activity (UOA)	0
Carry forward orthodontic activity (UOA)	0
Baseline contract value	£27,289.75

ACCESS*

Patients seen in 24 months	Total	Change since previous quarter
Quarter ending December 2017	432	
Quarter ending March 2018	443	↑
Quarter ending June 2018	440	→
Quarter ending September 2018	422	↓
Quarter ending December 2018	414	↓
Variance since December 2017	(4.2%)	↓



ACTIVITY



Month	Adjusted Scheduled Activity (UDA)	
	2018	2019
April	0	0
May	39	42
June	39	90
July	92	143
August	175	209
September	244	285
October	271	315
November	330	396
December	367	452
January	414	
February	491	
March	554	
April	583	
May	606	
June	606	

QUALITY

	Quantity	Base Number	Contract	LHB	Wales
% of FP17s for the same patient ID Re-attending within 3 months - Children	38	365	10.4%	8.3%	10.9%
% of FP17s for the same patient ID Re-attending within 3 months - Adults	2	10	20.0%	13.6%	15.6%
% of FP17s for the same patient ID Re-attending between 3 & 9 months - Children	148	365	40.5%	52.5%	59.6%
% of FP17s for the same patient ID Re-attending between 3 & 9 months - Adults	3	10	30.0%	51.3%	55.6%
% of FP17s for Band 1 Urgent Courses	19	334	5.7%	9.9%	8.9%
% of FP17s Relating to Free Repair or Replacements	0	334	0.0%	0.6%	0.7%
% of FP17s Relating to Continuations	0	334	0.0%	1.2%	0.7%
% of Patients satisfied with the dentistry they have received	2	2	N/A	93.6%	93.3%
% of Patients satisfied with the time they had to wait for an appointment	2	2	N/A	86.9%	88.0%

* This is based on patients treated on this contract for their most recent course of treatment. Figures in italics indicate the base number of FP17s or Patient Questionnaire responses are less than 100. N/A is shown where the base number of responses is less than 10 during the period. % is calculated as Quantity/Base number*100

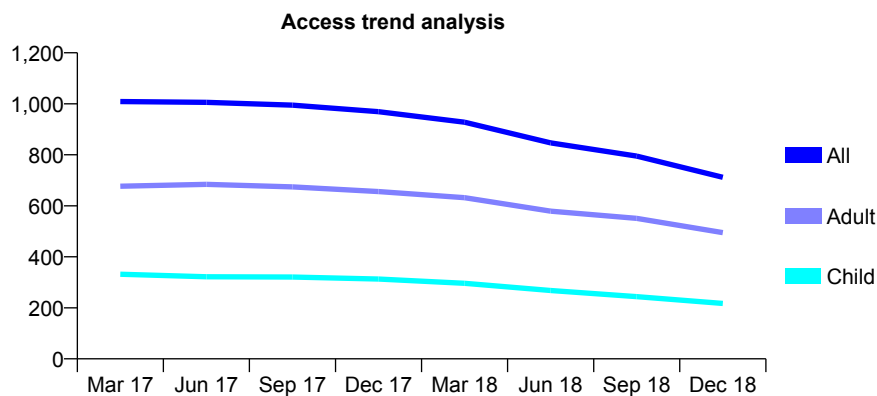
7A7 - Vital Signs At a Glance Contract Report for 809748/0001 - December 2018

Name or company name	MR MS QUAYLE
Contract type name	GDS Contract
Purpose of contract	General
Contract start date	24/06/2013
Contract end date	

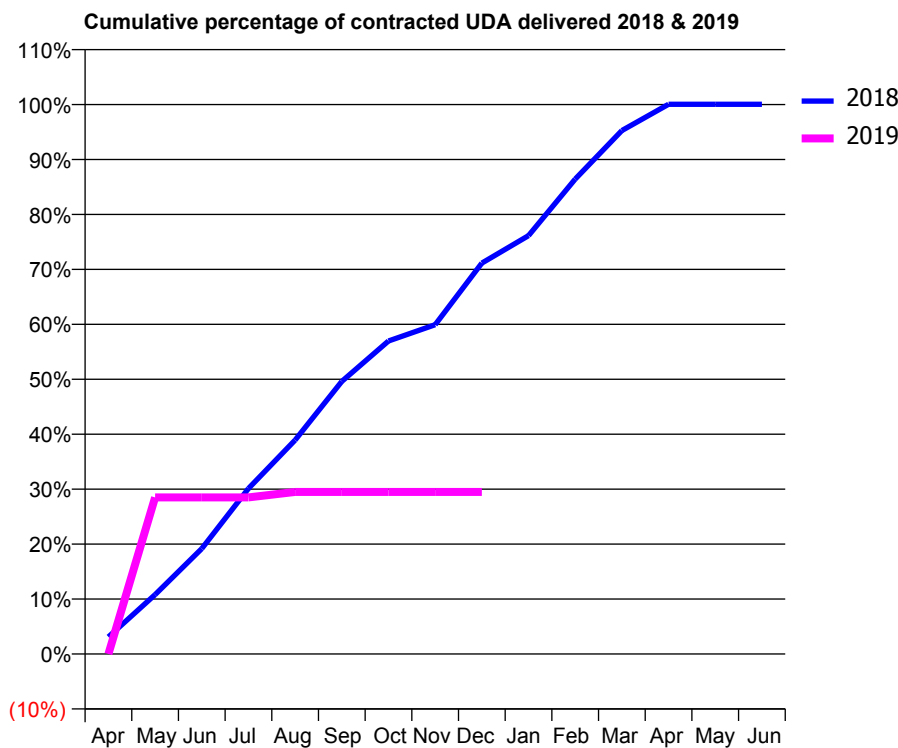
18/19 Contracted general activity (UDA)	200
Carry forward general activity (UDA)	0
18/19 Contracted orthodontic activity (UOA)	0
Carry forward orthodontic activity (UOA)	0
Baseline contract value	£4,398.56

ACCESS*

Patients seen in 24 months	Total	Change since previous quarter
Quarter ending December 2017	969	
Quarter ending March 2018	928	↓
Quarter ending June 2018	847	↓
Quarter ending September 2018	795	↓
Quarter ending December 2018	712	↓
Variance since December 2017	(26.5%)	↓



ACTIVITY



Month	Adjusted Scheduled Activity (UDA)	
	2018	2019
April	78	0
May	270	57
June	478	57
July	751	57
August	971	59
September	1,238	59
October	1,421	59
November	1,495	59
December	1,775	59
January	1,899	
February	2,156	
March	2,377	
April	2,496	
May	2,496	
June	2,496	

QUALITY

	Quantity	Base Number	Contract	LHB	Wales
% of FP17s for the same patient ID Re-attending within 3 months - Children	1	20	5.0%	8.3%	10.9%
% of FP17s for the same patient ID Re-attending within 3 months - Adults	6	68	8.8%	13.6%	15.6%
% of FP17s for the same patient ID Re-attending between 3 & 9 months - Children	13	20	65.0%	52.5%	59.6%
% of FP17s for the same patient ID Re-attending between 3 & 9 months - Adults	36	68	52.9%	51.3%	55.6%
% of FP17s for Band 1 Urgent Courses	0	23	0.0%	9.9%	8.9%
% of FP17s Relating to Free Repair or Replacements	0	23	0.0%	0.6%	0.7%
% of FP17s Relating to Continuations	0	23	0.0%	1.2%	0.7%
% of Patients satisfied with the dentistry they have received	7	7	N/A	93.6%	93.3%
% of Patients satisfied with the time they had to wait for an appointment	7	7	N/A	86.9%	88.0%

* This is based on patients treated on this contract for their most recent course of treatment. Figures in italics indicate the base number of FP17s or Patient Questionnaire responses are less than 100. N/A is shown where the base number of responses is less than 10 during the period. % is calculated as Quantity/Base number*100

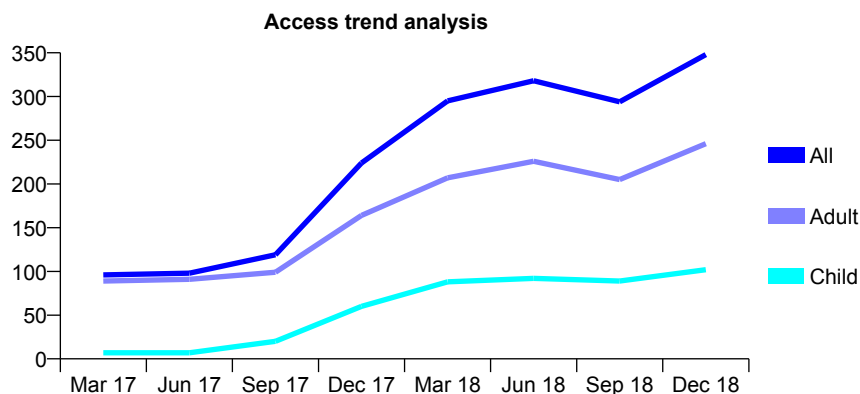
7A7 - Vital Signs At a Glance Contract Report for 830887/0002 - December 2018

Name or company name	Newtown Dental Clinic
Contract type name	PDS Contract
Purpose of contract	General
Contract start date	02/01/2011
Contract end date	01/01/2021

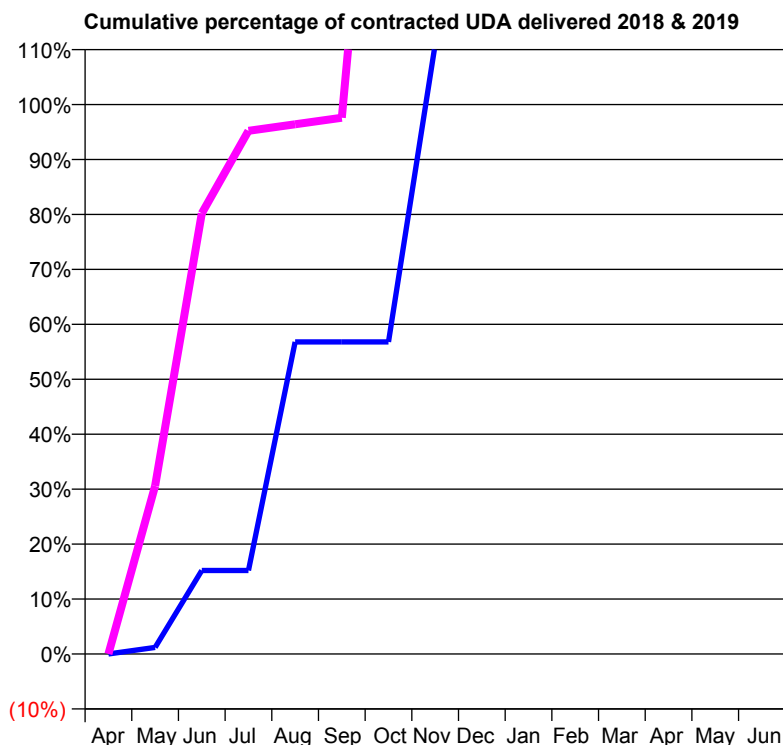
18/19 Contracted general activity (UDA)	100
Carry forward general activity (UDA)	0
18/19 Contracted orthodontic activity (UOA)	0
Carry forward orthodontic activity (UOA)	0
Baseline contract value	£0.00

ACCESS*

Patients seen in 24 months	Total	Change since previous quarter
Quarter ending December 2017	224	
Quarter ending March 2018	295	↑
Quarter ending June 2018	318	↑
Quarter ending September 2018	294	↓
Quarter ending December 2018	348	↑
Variance since December 2017	55.4%	↑



ACTIVITY



Month	Adjusted Scheduled Activity (UDA)	
	2018	2019
April	0	0
May	1	31
June	15	80
July	15	95
August	57	96
September	57	98
October	57	190
November	111	190
December	252	190
January	309	
February	354	
March	412	
April	437	
May	439	
June	439	

QUALITY

	Quantity	Base Number	Contract	LHB	Wales
% of FP17s for the same patient ID Re-attending within 3 months - Children	3	55	5.5%	8.3%	10.9%
% of FP17s for the same patient ID Re-attending within 3 months - Adults	12	169	7.1%	13.6%	15.6%
% of FP17s for the same patient ID Re-attending between 3 & 9 months - Children	6	55	10.9%	52.5%	59.6%
% of FP17s for the same patient ID Re-attending between 3 & 9 months - Adults	3	169	1.8%	51.3%	55.6%
% of FP17s for Band 1 Urgent Courses	152	203	74.9%	9.9%	8.9%
% of FP17s Relating to Free Repair or Replacements	0	203	0.0%	0.6%	0.7%
% of FP17s Relating to Continuations	0	203	0.0%	1.2%	0.7%
% of Patients satisfied with the dentistry they have received	4	4	N/A	93.6%	93.3%
% of Patients satisfied with the time they had to wait for an appointment	4	4	N/A	86.9%	88.0%

* This is based on patients treated on this contract for their most recent course of treatment. Figures in italics indicate the base number of FP17s or Patient Questionnaire responses are less than 100. N/A is shown where the base number of responses is less than 10 during the period. % is calculated as Quantity/Base number*100

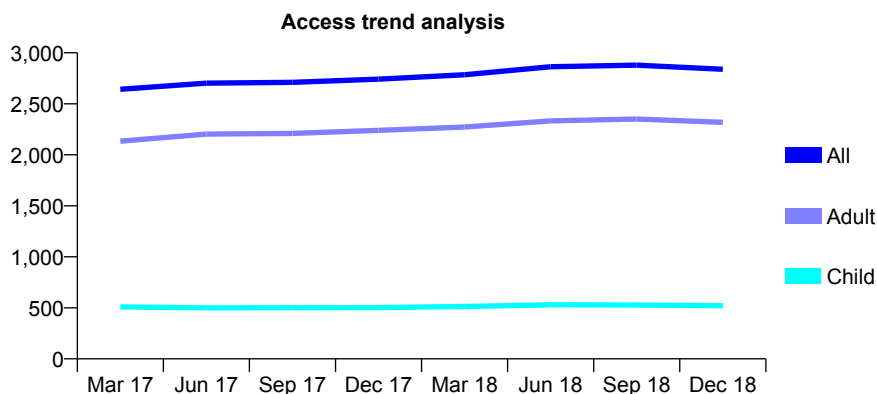
7A7 - Vital Signs At a Glance Contract Report for 849324/0001 - December 2018

Name or company name	MISS S FAWAZ
Contract type name	GDS Contract
Purpose of contract	General
Contract start date	01/04/2006
Contract end date	

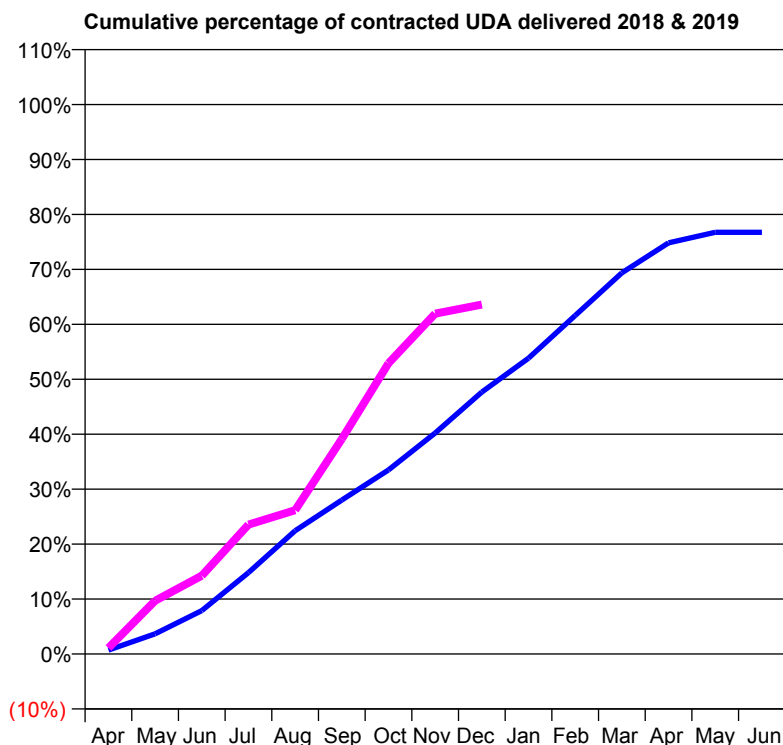
18/19 Contracted general activity (UDA)	7,000
Carry forward general activity (UDA)	0
18/19 Contracted orthodontic activity (UOA)	0
Carry forward orthodontic activity (UOA)	0
Baseline contract value	£180,597.95

ACCESS*

Patients seen in 24 months	Total	Change since previous quarter
Quarter ending December 2017	2,742	
Quarter ending March 2018	2,785	→
Quarter ending June 2018	2,863	↑
Quarter ending September 2018	2,879	→
Quarter ending December 2018	2,839	↓
Variance since December 2017	3.5%	↑



ACTIVITY



Month	Adjusted Scheduled Activity (UDA)	
	2018	2019
April	58	77
May	294	678
June	632	998
July	1,184	1,649
August	1,795	1,832
September	2,241	2,739
October	2,680	3,704
November	3,217	4,335
December	3,814	4,451
January	4,308	
February	4,928	
March	5,549	
April	5,986	
May	6,139	
June	6,140	

QUALITY

	Quantity	Base Number	Contract	LHB	Wales
% of FP17s for the same patient ID Re-attending within 3 months - Children	14	403	3.5%	8.3%	10.9%
% of FP17s for the same patient ID Re-attending within 3 months - Adults	271	2,157	12.6%	13.6%	15.6%
% of FP17s for the same patient ID Re-attending between 3 & 9 months - Children	156	403	38.7%	52.5%	59.6%
% of FP17s for the same patient ID Re-attending between 3 & 9 months - Adults	1,022	2,157	47.4%	51.3%	55.6%
% of FP17s for Band 1 Urgent Courses	218	2,346	9.3%	9.9%	8.9%
% of FP17s Relating to Free Repair or Replacements	12	2,346	0.5%	0.6%	0.7%
% of FP17s Relating to Continuations	16	2,346	0.7%	1.2%	0.7%
% of Patients satisfied with the dentistry they have received	39	43	90.7%	93.6%	93.3%
% of Patients satisfied with the time they had to wait for an appointment	40	43	93.0%	86.9%	88.0%

* This is based on patients treated on this contract for their most recent course of treatment. Figures in italics indicate the base number of FP17s or Patient Questionnaire responses are less than 100. N/A is shown where the base number of responses is less than 10 during the period. % is calculated as Quantity/Base number*100

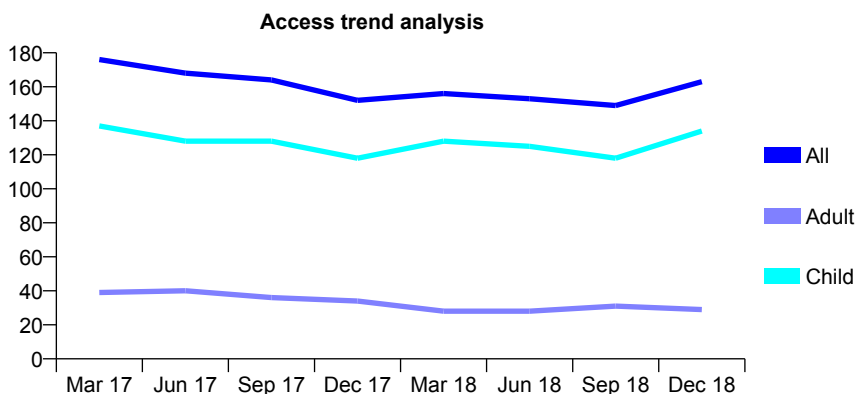
7A7 - Vital Signs At a Glance Contract Report for 915645/0001 - December 2018

Name or company name	MISS SE GRIFFITHS
Contract type name	GDS Contract
Purpose of contract	General
Contract start date	01/04/2006
Contract end date	

18/19 Contracted general activity (UDA)	250
Carry forward general activity (UDA)	0
18/19 Contracted orthodontic activity (UOA)	0
Carry forward orthodontic activity (UOA)	0
Baseline contract value	£6,320.77

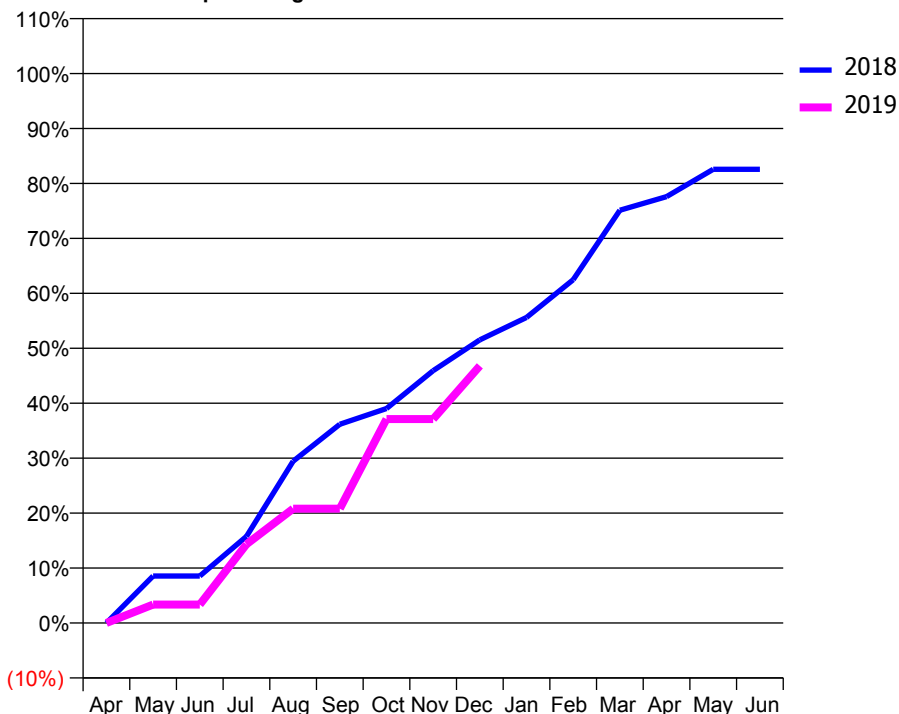
ACCESS*

Patients seen in 24 months	Total	Change since previous quarter
Quarter ending December 2017	152	
Quarter ending March 2018	156	↑
Quarter ending June 2018	153	↓
Quarter ending September 2018	149	↓
Quarter ending December 2018	163	↑
Variance since December 2017	7.2%	↑



ACTIVITY

Cumulative percentage of contracted UDA delivered 2018 & 2019



Month	Adjusted Scheduled Activity (UDA)	
	2018	2019
April	0	0
May	21	8
June	21	8
July	39	36
August	74	52
September	90	52
October	98	93
November	115	93
December	129	117
January	139	
February	156	
March	188	
April	194	
May	206	
June	206	

QUALITY

	Quantity	Base Number	Contract	LHB	Wales
% of FP17s for the same patient ID Re-attending within 3 months - Children	14	135	10.4%	8.3%	10.9%
% of FP17s for the same patient ID Re-attending within 3 months - Adults	0	15	0.0%	13.6%	15.6%
% of FP17s for the same patient ID Re-attending between 3 & 9 months - Children	69	135	51.1%	52.5%	59.6%
% of FP17s for the same patient ID Re-attending between 3 & 9 months - Adults	11	15	73.3%	51.3%	55.6%
% of FP17s for Band 1 Urgent Courses	18	123	14.6%	9.9%	8.9%
% of FP17s Relating to Free Repair or Replacements	0	123	0.0%	0.6%	0.7%
% of FP17s Relating to Continuations	0	123	0.0%	1.2%	0.7%
% of Patients satisfied with the dentistry they have received	1	1	N/A	93.6%	93.3%
% of Patients satisfied with the time they had to wait for an appointment	1	1	N/A	86.9%	88.0%

* This is based on patients treated on this contract for their most recent course of treatment. Figures in italics indicate the base number of FP17s or Patient Questionnaire responses are less than 100. N/A is shown where the base number of responses is less than 10 during the period. % is calculated as Quantity/Base number*100

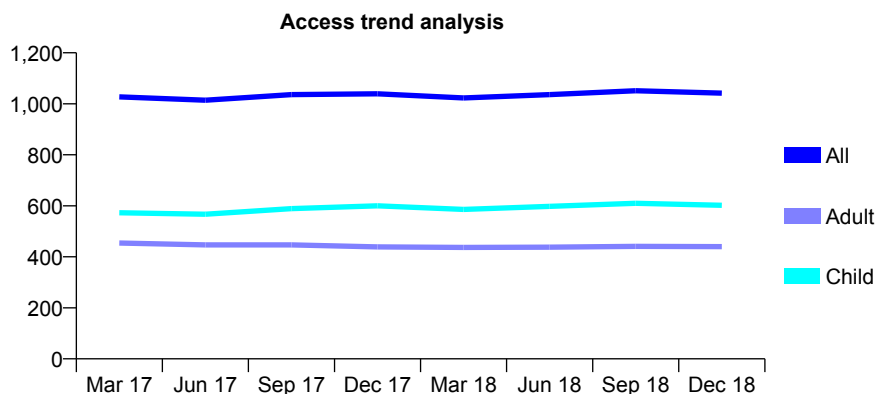
7A7 - Vital Signs At a Glance Contract Report for 964948/0001 - December 2018

Name or company name	MR WJ JENKINS
Contract type name	Pilot Contract
Purpose of contract	General
Contract start date	25/10/2013
Contract end date	

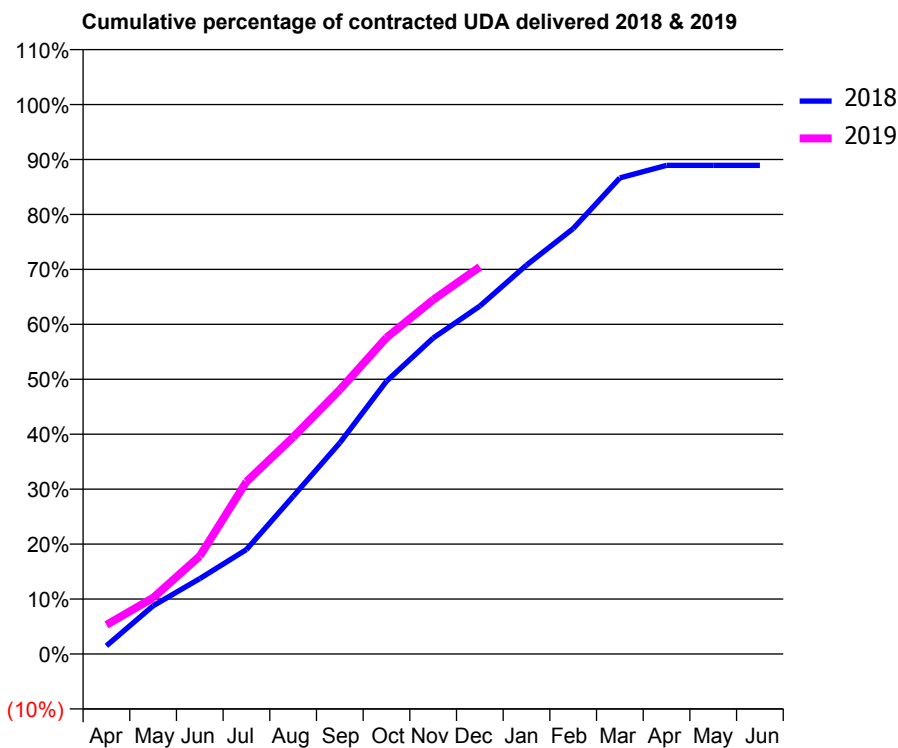
18/19 Contracted general activity (UDA)	2,430
Carry forward general activity (UDA)	0
18/19 Contracted orthodontic activity (UOA)	0
Carry forward orthodontic activity (UOA)	0
Baseline contract value	£81,537.37

ACCESS*

Patients seen in 24 months	Total	Change since previous quarter
Quarter ending December 2017	1,039	
Quarter ending March 2018	1,023	↓
Quarter ending June 2018	1,036	→
Quarter ending September 2018	1,051	→
Quarter ending December 2018	1,042	→
Variance since December 2017	0.3%	→



ACTIVITY



Month	Adjusted Scheduled Activity (UDA)	
	2018	2019
April	40	129
May	237	249
June	370	433
July	513	762
August	775	959
September	1,037	1,169
October	1,340	1,399
November	1,552	1,567
December	1,710	1,712
January	1,911	
February	2,090	
March	2,339	
April	2,401	
May	2,401	
June	2,401	

QUALITY

	Quantity	Base Number	Contract	LHB	Wales
% of FP17s for the same patient ID Re-attending within 3 months - Children	56	716	7.8%	8.3%	10.9%
% of FP17s for the same patient ID Re-attending within 3 months - Adults	60	380	15.8%	13.6%	15.6%
% of FP17s for the same patient ID Re-attending between 3 & 9 months - Children	465	716	64.9%	52.5%	59.6%
% of FP17s for the same patient ID Re-attending between 3 & 9 months - Adults	198	380	52.1%	51.3%	55.6%
% of FP17s for Band 1 Urgent Courses	92	1,058	8.7%	9.9%	8.9%
% of FP17s Relating to Free Repair or Replacements	0	1,058	0.0%	0.6%	0.7%
% of FP17s Relating to Continuations	15	1,058	1.4%	1.2%	0.7%
% of Patients satisfied with the dentistry they have received	9	9	N/A	93.6%	93.3%
% of Patients satisfied with the time they had to wait for an appointment	9	9	N/A	86.9%	88.0%

* This is based on patients treated on this contract for their most recent course of treatment. Figures in italics indicate the base number of FP17s or Patient Questionnaire responses are less than 100. N/A is shown where the base number of responses is less than 10 during the period. % is calculated as Quantity/Base number*100

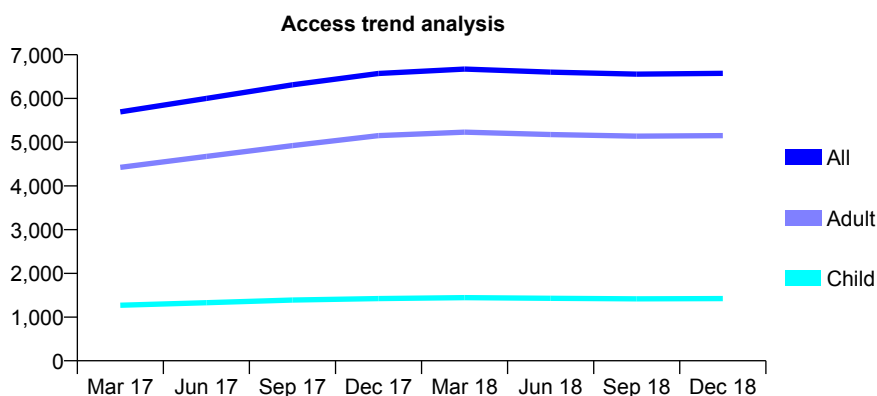
Q44 - Vital Signs At a Glance Contract Report for 100008/0000 - December 2018

Name or company name	Raby Road Dental Centre
Contract type name	GDS Contract
Purpose of contract	General
Contract start date	01/02/2016
Contract end date	

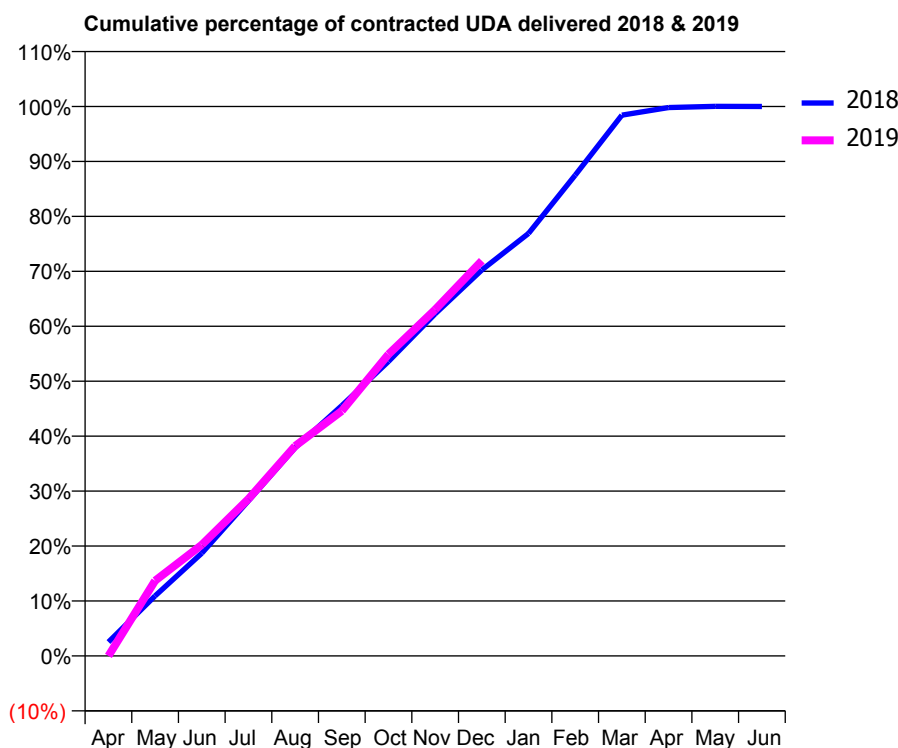
18/19 Contracted general activity (UDA)	19,145
Carry forward general activity (UDA)	0
18/19 Contracted orthodontic activity (UOA)	0
Carry forward orthodontic activity (UOA)	0
Baseline contract value	£556,627.69

ACCESS*

Patients seen in 24 months	Total	Change since previous quarter
Quarter ending December 2017	6,571	
Quarter ending March 2018	6,673	→
Quarter ending June 2018	6,602	↓
Quarter ending September 2018	6,555	→
Quarter ending December 2018	6,573	→
Variance since December 2017	0.0%	→



ACTIVITY



Month	Adjusted Scheduled Activity (UDA)	
	2018	2019
April	495	0
May	2,136	2,622
June	3,651	3,871
July	5,513	5,471
August	7,401	7,317
September	8,897	8,539
October	10,464	10,510
November	12,157	12,069
December	13,715	13,770
January	15,014	
February	17,088	
March	19,221	
April	19,487	
May	19,533	
June	19,529	

QUALITY

	Quantity	Base Number	Contract	AT	Region	England
% of FP17s for the same patient ID Re-attending within 3 months - Children	112	1,482	7.6%	11.8%	12.3%	11.8%
% of FP17s for the same patient ID Re-attending within 3 months - Adults	688	5,235	13.1%	16.6%	15.8%	15.6%
% of FP17s for the same patient ID Re-attending between 3 & 9 months - Children	822	1,482	55.5%	58.0%	60.1%	58.8%
% of FP17s for the same patient ID Re-attending between 3 & 9 months - Adults	2,978	5,235	56.9%	52.0%	53.3%	51.0%
% of FP17s for Band 1 Urgent Courses	520	6,569	7.9%	9.7%	9.0%	9.0%
% of FP17s Relating to Free Repair or Replacements	72	6,569	1.1%	1.1%	1.0%	0.8%
% of FP17s Relating to Continuations	34	6,569	0.5%	1.1%	1.0%	0.9%
% of Patients satisfied with the dentistry they have received	7	7	N/A	94.2%	93.8%	93.2%
% of Patients satisfied with the time they had to wait for an appointment	7	7	N/A	92.4%	89.4%	88.3%

* This is based on patients treated on this contract for their most recent course of treatment. Figures in italics indicate the base number of FP17s or Patient Questionnaire responses are less than 100. N/A is shown where the base number of responses is less than 10 during the period. % is calculated as Quantity/Base number*100

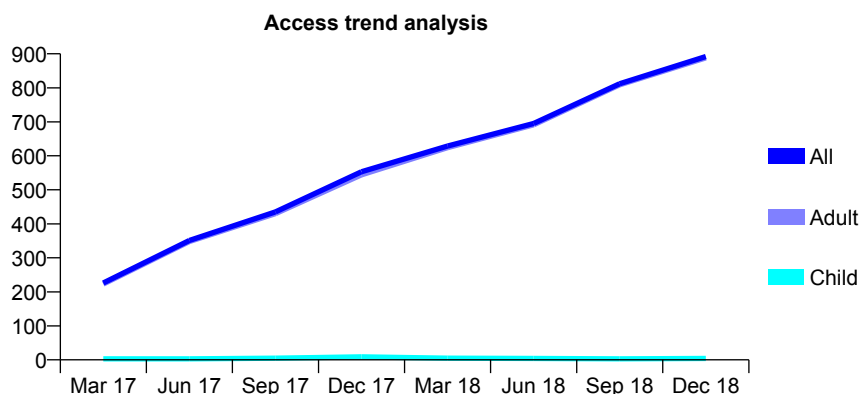
Q44 - Vital Signs At a Glance Contract Report for 100122/0000 - December 2018

Name or company name	The Old Surgery Dental Practice Ltd
Contract type name	PDS Contract
Purpose of contract	General
Contract start date	01/12/2016
Contract end date	30/11/2019

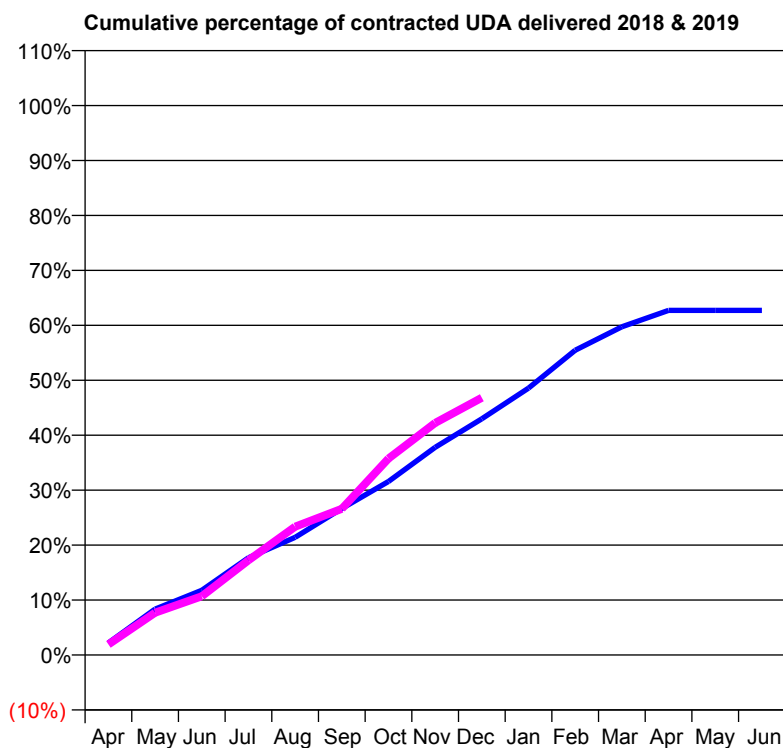
18/19 Contracted general activity (UDA)	3,300
Carry forward general activity (UDA)	0
18/19 Contracted orthodontic activity (UOA)	0
Carry forward orthodontic activity (UOA)	0
Baseline contract value	£179,105.70

ACCESS*

Patients seen in 24 months	Total	Change since previous quarter
Quarter ending December 2017	553	
Quarter ending March 2018	629	↑
Quarter ending June 2018	695	↑
Quarter ending September 2018	812	↑
Quarter ending December 2018	892	↑
Variance since December 2017	61.3%	↑



ACTIVITY



Month	Adjusted Scheduled Activity (UDA)	
	2018	2019
April	73	64
May	276	254
June	389	353
July	584	569
August	707	771
September	880	878
October	1,042	1,180
November	1,247	1,394
December	1,419	1,545
January	1,603	
February	1,830	
March	1,971	
April	2,070	
May	2,070	
June	2,070	

QUALITY

	Quantity	Base Number	Contract	AT	Region	England
% of FP17s for the same patient ID Re-attending within 3 months - Children	0	8	0.0%	11.8%	12.3%	11.8%
% of FP17s for the same patient ID Re-attending within 3 months - Adults	0	609	0.0%	16.6%	15.8%	15.6%
% of FP17s for the same patient ID Re-attending between 3 & 9 months - Children	0	8	0.0%	58.0%	60.1%	58.8%
% of FP17s for the same patient ID Re-attending between 3 & 9 months - Adults	5	609	0.8%	52.0%	53.3%	51.0%
% of FP17s for Band 1 Urgent Courses	0	576	0.0%	9.7%	9.0%	9.0%
% of FP17s Relating to Free Repair or Replacements	0	576	0.0%	1.1%	1.0%	0.8%
% of FP17s Relating to Continuations	0	576	0.0%	1.1%	1.0%	0.9%
% of Patients satisfied with the dentistry they have received	0	0	N/A	94.2%	93.8%	93.2%
% of Patients satisfied with the time they had to wait for an appointment	0	0	N/A	92.4%	89.4%	88.3%

* This is based on patients treated on this contract for their most recent course of treatment. Figures in italics indicate the base number of FP17s or Patient Questionnaire responses are less than 100. N/A is shown where the base number of responses is less than 10 during the period. % is calculated as Quantity/Base number*100

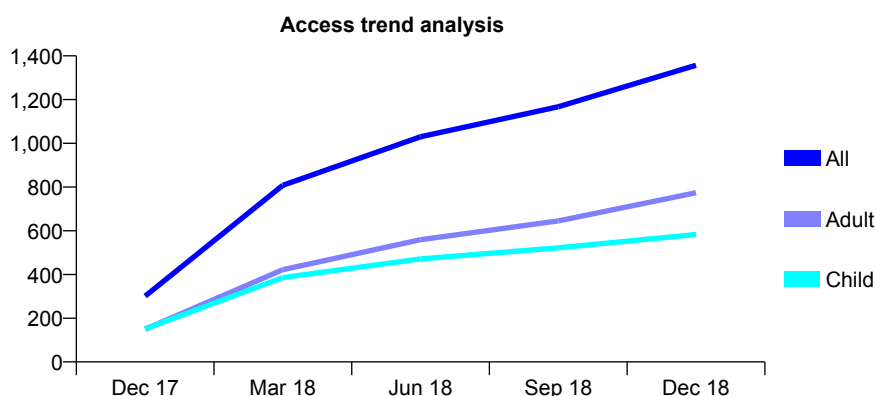
Q44 - Vital Signs At a Glance Contract Report for 100521/0000 - December 2018

Name or company name	Wirral Community Trust
Contract type name	PDS Contract
Purpose of contract	General
Contract start date	01/10/2017
Contract end date	30/09/2022

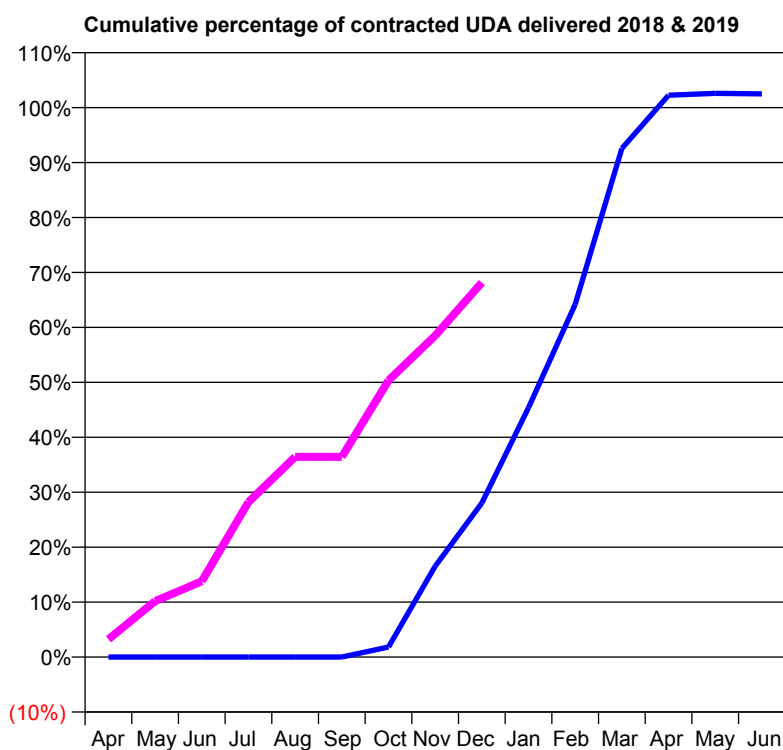
18/19 Contracted general activity (UDA)	5,355
Carry forward general activity (UDA)	0
18/19 Contracted orthodontic activity (UOA)	0
Carry forward orthodontic activity (UOA)	0
Baseline contract value	£165,992.93

ACCESS*

Patients seen in 24 months	Total	Change since previous quarter
Quarter ending December 2017	301	
Quarter ending March 2018	808	↑
Quarter ending June 2018	1,030	↑
Quarter ending September 2018	1,167	↑
Quarter ending December 2018	1,357	↑
Variance since December 2017	350.8%	↑



ACTIVITY



Month	Adjusted Scheduled Activity (UDA)	
	2018	2019
April	0	174
May	0	545
June	0	739
July	0	1,511
August	0	1,951
September	0	1,951
October	49	2,696
November	443	3,133
December	751	3,650
January	1,216	
February	1,719	
March	2,479	
April	2,738	
May	2,747	
June	2,745	

QUALITY

	Quantity	Base Number	Contract	AT	Region	England
% of FP17s for the same patient ID Re-attending within 3 months - Children	104	652	16.0%	11.8%	12.3%	11.8%
% of FP17s for the same patient ID Re-attending within 3 months - Adults	149	808	18.4%	16.6%	15.8%	15.6%
% of FP17s for the same patient ID Re-attending between 3 & 9 months - Children	245	652	37.6%	58.0%	60.1%	58.8%
% of FP17s for the same patient ID Re-attending between 3 & 9 months - Adults	257	808	31.8%	52.0%	53.3%	51.0%
% of FP17s for Band 1 Urgent Courses	72	1,377	5.2%	9.7%	9.0%	9.0%
% of FP17s Relating to Free Repair or Replacements	11	1,377	0.8%	1.1%	1.0%	0.8%
% of FP17s Relating to Continuations	12	1,377	0.9%	1.1%	1.0%	0.9%
% of Patients satisfied with the dentistry they have received	0	0	N/A	94.2%	93.8%	93.2%
% of Patients satisfied with the time they had to wait for an appointment	0	0	N/A	92.4%	89.4%	88.3%

* This is based on patients treated on this contract for their most recent course of treatment. Figures in italics indicate the base number of FP17s or Patient Questionnaire responses are less than 100. N/A is shown where the base number of responses is less than 10 during the period. % is calculated as Quantity/Base number*100

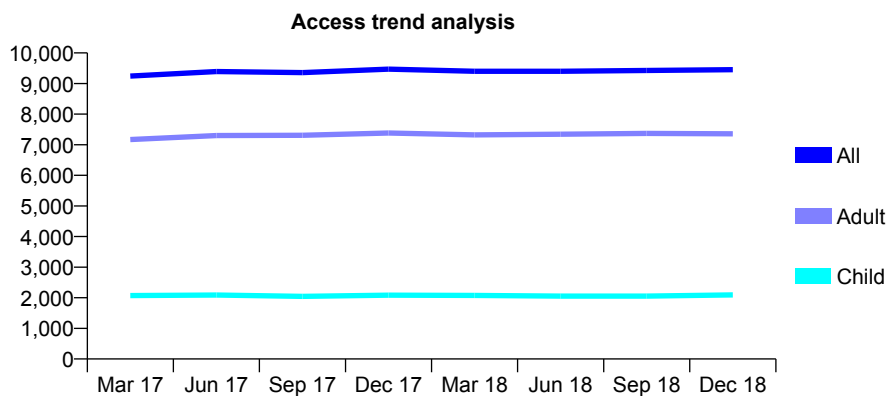
Q44 - Vital Signs At a Glance Contract Report for 101281/0067 - December 2018

Name or company name	OASIS DENTAL CARE LTD
Contract type name	GDS Contract
Purpose of contract	General
Contract start date	01/04/2006
Contract end date	

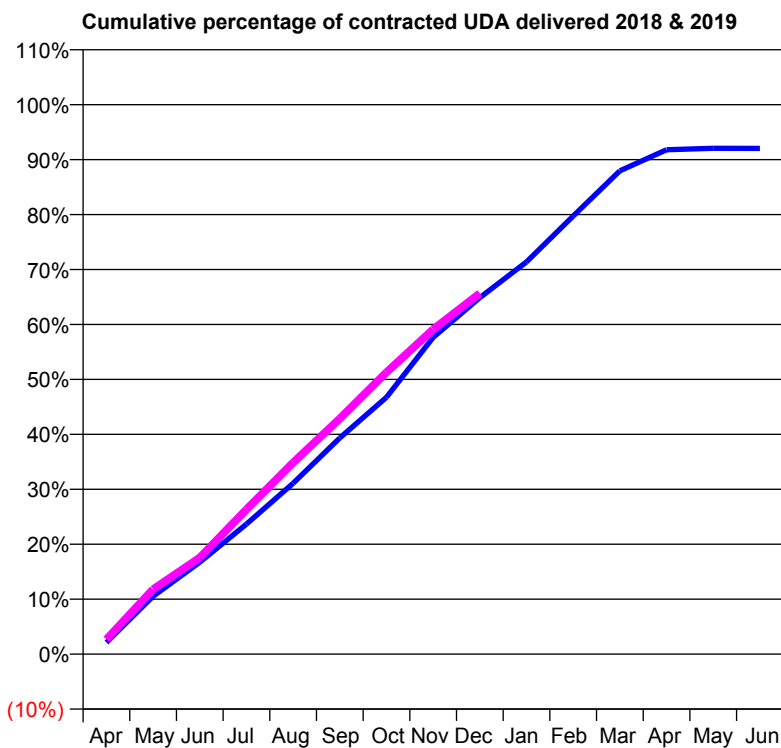
18/19 Contracted general activity (UDA)	30,922
Carry forward general activity (UDA)	0
18/19 Contracted orthodontic activity (UOA)	0
Carry forward orthodontic activity (UOA)	0
Baseline contract value	£682,102.22

ACCESS*

Patients seen in 24 months	Total	Change since previous quarter
Quarter ending December 2017	9,469	
Quarter ending March 2018	9,401	→
Quarter ending June 2018	9,400	→
Quarter ending September 2018	9,428	→
Quarter ending December 2018	9,452	→
Variance since December 2017	(0.2%)	→



ACTIVITY



Month	Adjusted Scheduled Activity (UDA)	
	2018	2019
April	659	831
May	3,262	3,647
June	5,173	5,426
July	7,317	8,143
August	9,615	10,780
September	12,165	13,254
October	14,459	15,859
November	17,825	18,273
December	20,062	20,300
January	22,071	
February	24,653	
March	27,196	
April	28,381	
May	28,465	
June	28,457	

QUALITY

	Quantity	Base Number	Contract	AT	Region	England
% of FP17s for the same patient ID Re-attending within 3 months - Children	456	2,963	15.4%	11.8%	12.3%	11.8%
% of FP17s for the same patient ID Re-attending within 3 months - Adults	1,383	8,577	16.1%	16.6%	15.8%	15.6%
% of FP17s for the same patient ID Re-attending between 3 & 9 months - Children	1,846	2,963	62.3%	58.0%	60.1%	58.8%
% of FP17s for the same patient ID Re-attending between 3 & 9 months - Adults	5,082	8,577	59.3%	52.0%	53.3%	51.0%
% of FP17s for Band 1 Urgent Courses	1,404	10,985	12.8%	9.7%	9.0%	9.0%
% of FP17s Relating to Free Repair or Replacements	141	10,985	1.3%	1.1%	1.0%	0.8%
% of FP17s Relating to Continuations	63	10,985	0.6%	1.1%	1.0%	0.9%
% of Patients satisfied with the dentistry they have received	6	6	N/A	94.2%	93.8%	93.2%
% of Patients satisfied with the time they had to wait for an appointment	6	6	N/A	92.4%	89.4%	88.3%

* This is based on patients treated on this contract for their most recent course of treatment. Figures in italics indicate the base number of FP17s or Patient Questionnaire responses are less than 100. N/A is shown where the base number of responses is less than 10 during the period. % is calculated as Quantity/Base number*100

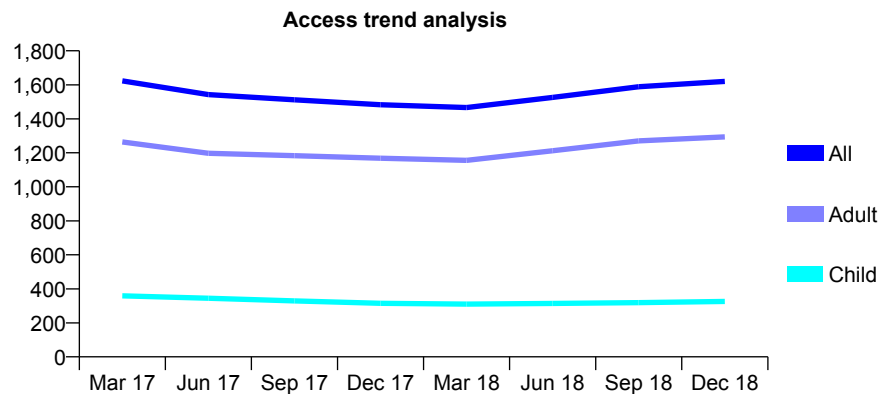
Q44 - Vital Signs At a Glance Contract Report for 101281/0083 - December 2018

Name or company name	OASIS DENTAL CARE LTD
Contract type name	PDS Contract
Purpose of contract	General
Contract start date	01/04/2006
Contract end date	31/03/2020

18/19 Contracted general activity (UDA)	5,676
Carry forward general activity (UDA)	0
18/19 Contracted orthodontic activity (UOA)	0
Carry forward orthodontic activity (UOA)	0
Baseline contract value	£137,751.45

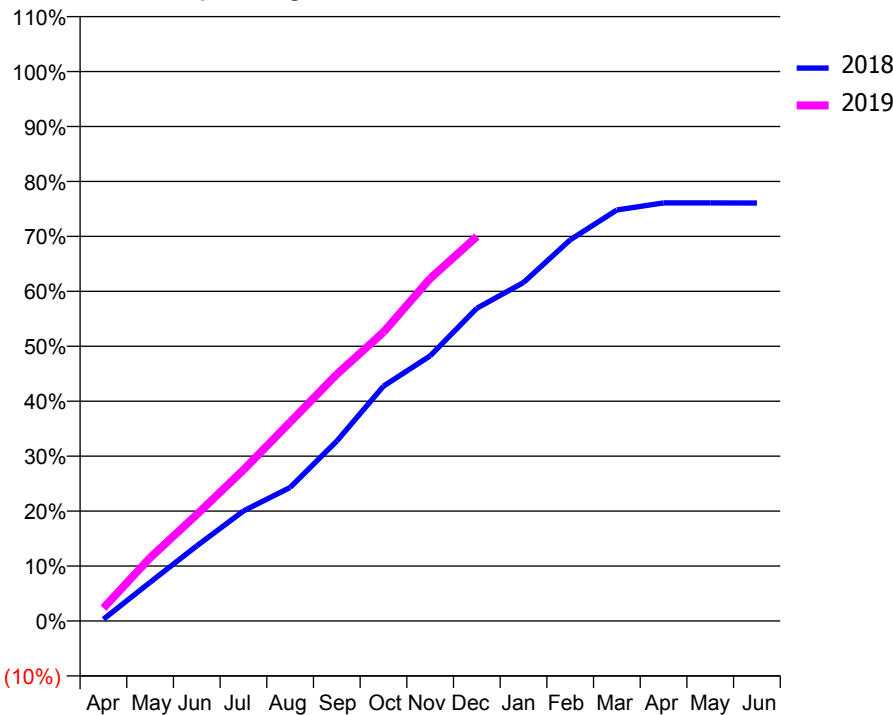
ACCESS*

Patients seen in 24 months	Total	Change since previous quarter
Quarter ending December 2017	1,483	
Quarter ending March 2018	1,466	↓
Quarter ending June 2018	1,526	↑
Quarter ending September 2018	1,589	↑
Quarter ending December 2018	1,620	→
Variance since December 2017	9.2%	↑



ACTIVITY

Cumulative percentage of contracted UDA delivered 2018 & 2019



Month	Adjusted Scheduled Activity (UDA)	
	2018	2019
April	19	134
May	400	654
June	776	1,100
July	1,137	1,561
August	1,379	2,054
September	1,859	2,549
October	2,426	2,984
November	2,740	3,538
December	3,231	3,971
January	3,497	-
February	3,937	-
March	4,246	-
April	4,319	-
May	4,319	-
June	4,317	-

QUALITY

	Quantity	Base Number	Contract	AT	Region	England
% of FP17s for the same patient ID Re-attending within 3 months - Children	17	340	5.0%	11.8%	12.3%	11.8%
% of FP17s for the same patient ID Re-attending within 3 months - Adults	240	1,448	16.6%	16.6%	15.8%	15.6%
% of FP17s for the same patient ID Re-attending between 3 & 9 months - Children	160	340	47.1%	58.0%	60.1%	58.8%
% of FP17s for the same patient ID Re-attending between 3 & 9 months - Adults	566	1,448	39.1%	52.0%	53.3%	51.0%
% of FP17s for Band 1 Urgent Courses	116	1,739	6.7%	9.7%	9.0%	9.0%
% of FP17s Relating to Free Repair or Replacements	36	1,739	2.1%	1.1%	1.0%	0.8%
% of FP17s Relating to Continuations	48	1,739	2.8%	1.1%	1.0%	0.9%
% of Patients satisfied with the dentistry they have received	1	1	N/A	94.2%	93.8%	93.2%
% of Patients satisfied with the time they had to wait for an appointment	1	1	N/A	92.4%	89.4%	88.3%

* This is based on patients treated on this contract for their most recent course of treatment. Figures in italics indicate the base number of FP17s or Patient Questionnaire responses are less than 100. N/A is shown where the base number of responses is less than 10 during the period. % is calculated as Quantity/Base number*100

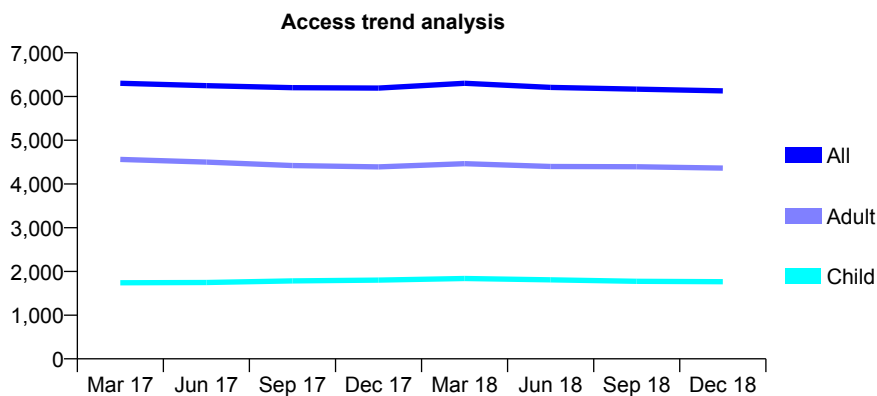
Q44 - Vital Signs At a Glance Contract Report for 101338/0024 - December 2018

Name or company name	Whitecross Dental Care Limited
Contract type name	GDS Contract
Purpose of contract	General
Contract start date	01/04/2006
Contract end date	

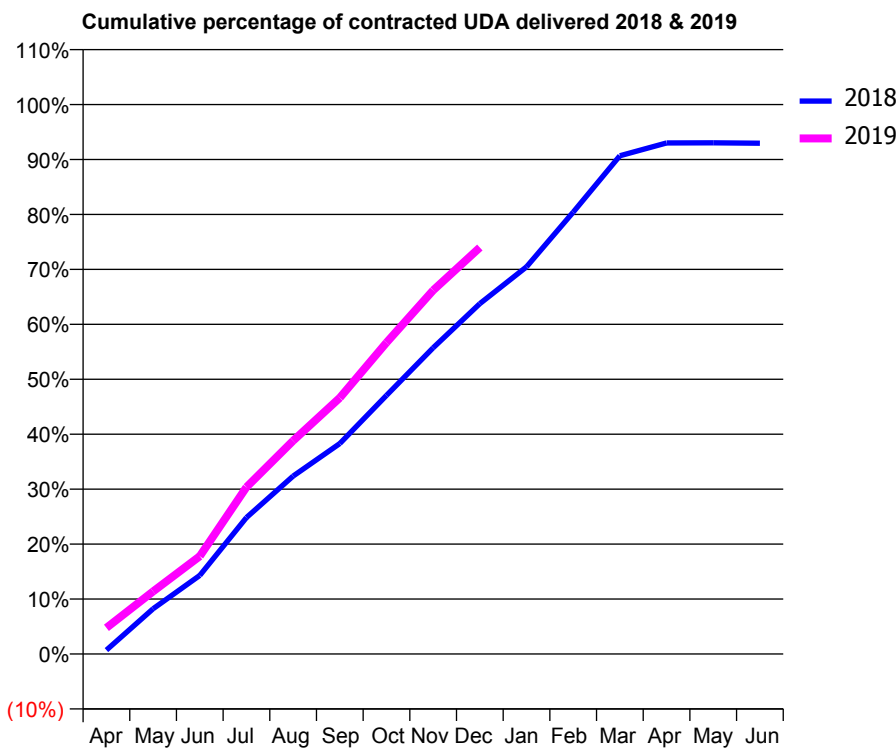
18/19 Contracted general activity (UDA)	15,042
Carry forward general activity (UDA)	0
18/19 Contracted orthodontic activity (UOA)	0
Carry forward orthodontic activity (UOA)	0
Baseline contract value	£464,485.03

ACCESS*

Patients seen in 24 months	Total	Change since previous quarter
Quarter ending December 2017	6,194	
Quarter ending March 2018	6,302	→
Quarter ending June 2018	6,208	↓
Quarter ending September 2018	6,168	→
Quarter ending December 2018	6,129	→
Variance since December 2017	(1.0%)	↓



ACTIVITY



Month	Adjusted Scheduled Activity (UDA)	
	2018	2019
April	107	718
May	1,238	1,712
June	2,150	2,678
July	3,735	4,569
August	4,872	5,837
September	5,761	7,012
October	7,078	8,525
November	8,384	9,957
December	9,593	11,127
January	10,599	
February	12,096	
March	13,638	
April	13,991	
May	13,993	
June	13,981	

QUALITY

	Quantity	Base Number	Contract	AT	Region	England
% of FP17s for the same patient ID Re-attending within 3 months - Children	127	1,746	7.3%	11.8%	12.3%	11.8%
% of FP17s for the same patient ID Re-attending within 3 months - Adults	496	3,861	12.8%	16.6%	15.8%	15.6%
% of FP17s for the same patient ID Re-attending between 3 & 9 months - Children	864	1,746	49.5%	58.0%	60.1%	58.8%
% of FP17s for the same patient ID Re-attending between 3 & 9 months - Adults	1,618	3,861	41.9%	52.0%	53.3%	51.0%
% of FP17s for Band 1 Urgent Courses	356	5,437	6.5%	9.7%	9.0%	9.0%
% of FP17s Relating to Free Repair or Replacements	46	5,437	0.8%	1.1%	1.0%	0.8%
% of FP17s Relating to Continuations	80	5,437	1.5%	1.1%	1.0%	0.9%
% of Patients satisfied with the dentistry they have received	4	4	N/A	94.2%	93.8%	93.2%
% of Patients satisfied with the time they had to wait for an appointment	3	4	N/A	92.4%	89.4%	88.3%

* This is based on patients treated on this contract for their most recent course of treatment. Figures in italics indicate the base number of FP17s or Patient Questionnaire responses are less than 100. N/A is shown where the base number of responses is less than 10 during the period. % is calculated as Quantity/Base number*100

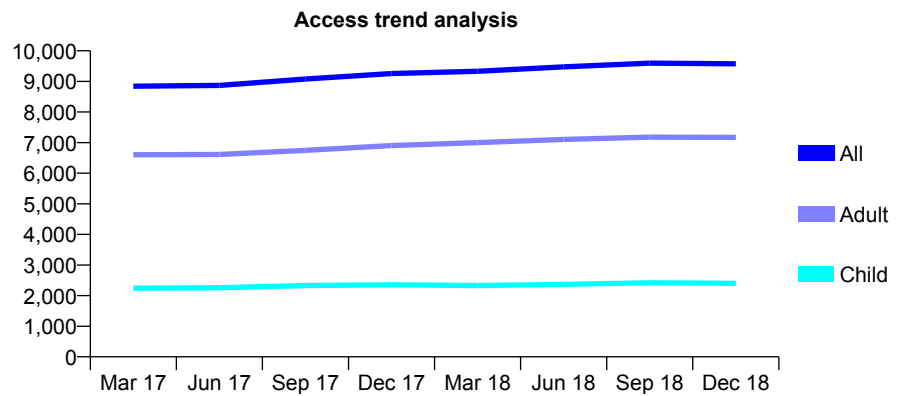
Q44 - Vital Signs At a Glance Contract Report for 101370/0022 - December 2018

Name or company name	Petrie Tucker & Partners Ltd
Contract type name	GDS Contract
Purpose of contract	General
Contract start date	01/04/2006
Contract end date	

18/19 Contracted general activity (UDA)	24,920
Carry forward general activity (UDA)	26
18/19 Contracted orthodontic activity (UOA)	0
Carry forward orthodontic activity (UOA)	0
Baseline contract value	£736,494.70

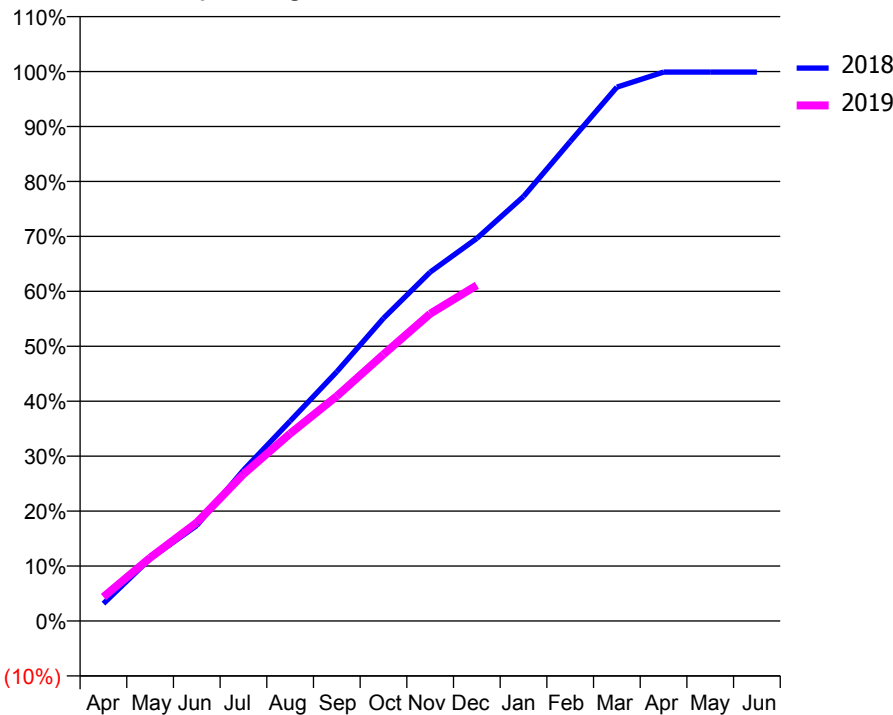
ACCESS*

Patients seen in 24 months	Total	Change since previous quarter
Quarter ending December 2017	9,259	
Quarter ending March 2018	9,329	→
Quarter ending June 2018	9,474	→
Quarter ending September 2018	9,596	→
Quarter ending December 2018	9,576	→
Variance since December 2017	3.4%	↑



ACTIVITY

Cumulative percentage of contracted UDA delivered 2018 & 2019



Month	Adjusted Scheduled Activity (UDA)	
	2018	2019
April	791	1,091
May	2,829	2,871
June	4,335	4,465
July	6,844	6,659
August	9,065	8,499
September	11,308	10,201
October	13,733	12,091
November	15,821	13,938
December	17,352	15,227
January	19,250	
February	21,740	
March	24,209	
April	24,893	
May	24,894	
June	24,894	

QUALITY

	Quantity	Base Number	Contract	AT	Region	England
% of FP17s for the same patient ID Re-attending within 3 months - Children	88	2,065	4.3%	11.8%	12.3%	11.8%
% of FP17s for the same patient ID Re-attending within 3 months - Adults	581	5,519	10.5%	16.6%	15.8%	15.6%
% of FP17s for the same patient ID Re-attending between 3 & 9 months - Children	1,055	2,065	51.1%	58.0%	60.1%	58.8%
% of FP17s for the same patient ID Re-attending between 3 & 9 months - Adults	2,231	5,519	40.4%	52.0%	53.3%	51.0%
% of FP17s for Band 1 Urgent Courses	440	7,260	6.1%	9.7%	9.0%	9.0%
% of FP17s Relating to Free Repair or Replacements	59	7,260	0.8%	1.1%	1.0%	0.8%
% of FP17s Relating to Continuations	120	7,260	1.7%	1.1%	1.0%	0.9%
% of Patients satisfied with the dentistry they have received	4	6	N/A	94.2%	93.8%	93.2%
% of Patients satisfied with the time they had to wait for an appointment	4	6	N/A	92.4%	89.4%	88.3%

* This is based on patients treated on this contract for their most recent course of treatment. Figures in italics indicate the base number of FP17s or Patient Questionnaire responses are less than 100. N/A is shown where the base number of responses is less than 10 during the period. % is calculated as Quantity/Base number*100

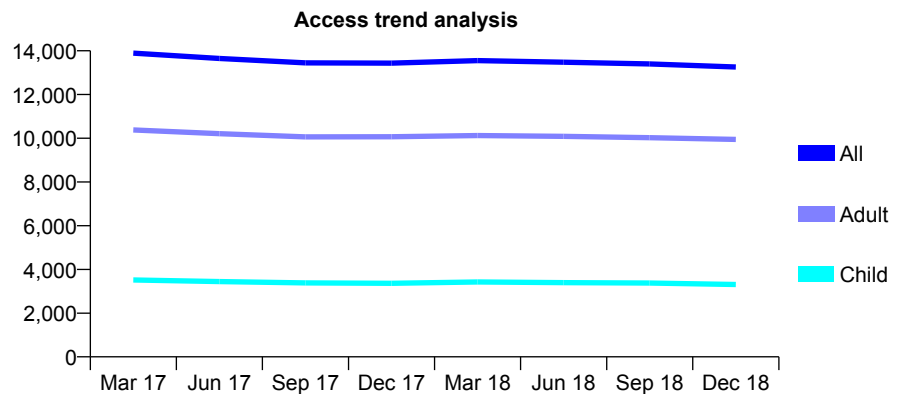
Q44 - Vital Signs At a Glance Contract Report for 101370/0086 - December 2018

Name or company name	Petrie Tucker & Partners Ltd
Contract type name	GDS Contract
Purpose of contract	General
Contract start date	01/04/2007
Contract end date	

18/19 Contracted general activity (UDA)	41,938
Carry forward general activity (UDA)	1,173
18/19 Contracted orthodontic activity (UOA)	0
Carry forward orthodontic activity (UOA)	0
Baseline contract value	£1,169,497.01

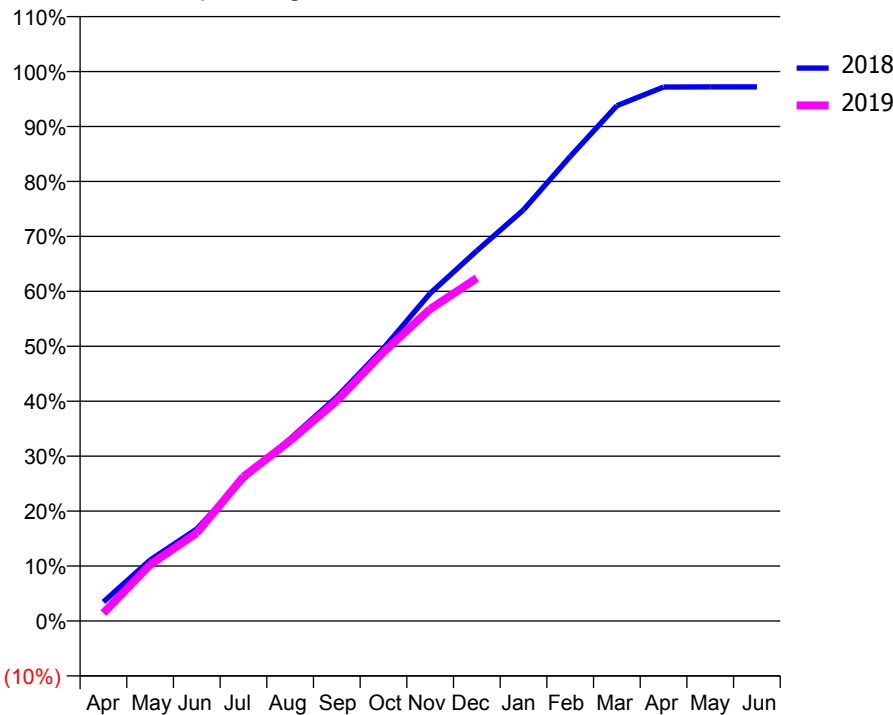
ACCESS*

Patients seen in 24 months	Total	Change since previous quarter
Quarter ending December 2017	13,433	
Quarter ending March 2018	13,549	→
Quarter ending June 2018	13,479	→
Quarter ending September 2018	13,399	→
Quarter ending December 2018	13,259	↓
Variance since December 2017	(1.3%)	↓



ACTIVITY

Cumulative percentage of contracted UDA delivered 2018 & 2019



Month	Adjusted Scheduled Activity (UDA)	
	2018	2019
April	1,460	605
May	4,656	4,295
June	7,031	6,717
July	10,852	11,014
August	13,904	13,751
September	17,100	16,807
October	20,818	20,525
November	25,009	23,814
December	28,255	26,173
January	31,377	
February	35,450	
March	39,326	
April	40,751	
May	40,766	
June	40,765	

QUALITY

	Quantity	Base Number	Contract	AT	Region	England
% of FP17s for the same patient ID Re-attending within 3 months - Children	265	3,619	7.3%	11.8%	12.3%	11.8%
% of FP17s for the same patient ID Re-attending within 3 months - Adults	1,488	9,913	15.0%	16.6%	15.8%	15.6%
% of FP17s for the same patient ID Re-attending between 3 & 9 months - Children	2,192	3,619	60.6%	58.0%	60.1%	58.8%
% of FP17s for the same patient ID Re-attending between 3 & 9 months - Adults	5,400	9,913	54.5%	52.0%	53.3%	51.0%
% of FP17s for Band 1 Urgent Courses	1,439	12,884	11.2%	9.7%	9.0%	9.0%
% of FP17s Relating to Free Repair or Replacements	39	12,884	0.3%	1.1%	1.0%	0.8%
% of FP17s Relating to Continuations	224	12,884	1.7%	1.1%	1.0%	0.9%
% of Patients satisfied with the dentistry they have received	9	11	81.8%	94.2%	93.8%	93.2%
% of Patients satisfied with the time they had to wait for an appointment	8	11	72.7%	92.4%	89.4%	88.3%

* This is based on patients treated on this contract for their most recent course of treatment. Figures in italics indicate the base number of FP17s or Patient Questionnaire responses are less than 100. N/A is shown where the base number of responses is less than 10 during the period. % is calculated as Quantity/Base number*100

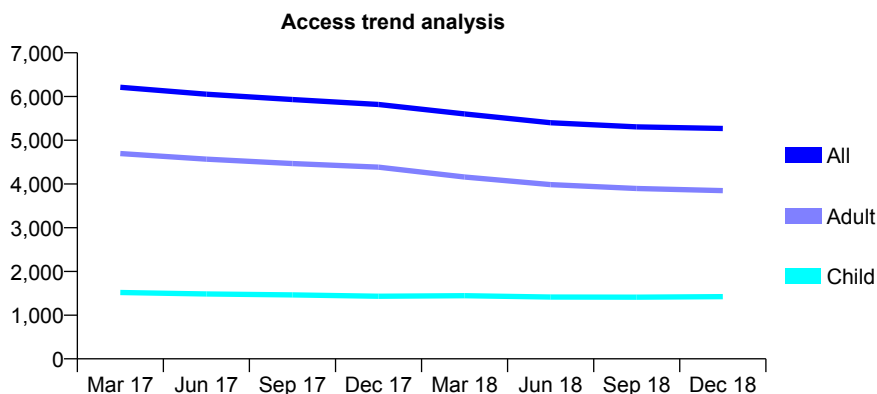
Q44 - Vital Signs At a Glance Contract Report for 101370/0088 - December 2018

Name or company name	Petrie Tucker & Partners Ltd
Contract type name	GDS Contract
Purpose of contract	General
Contract start date	01/04/2007
Contract end date	

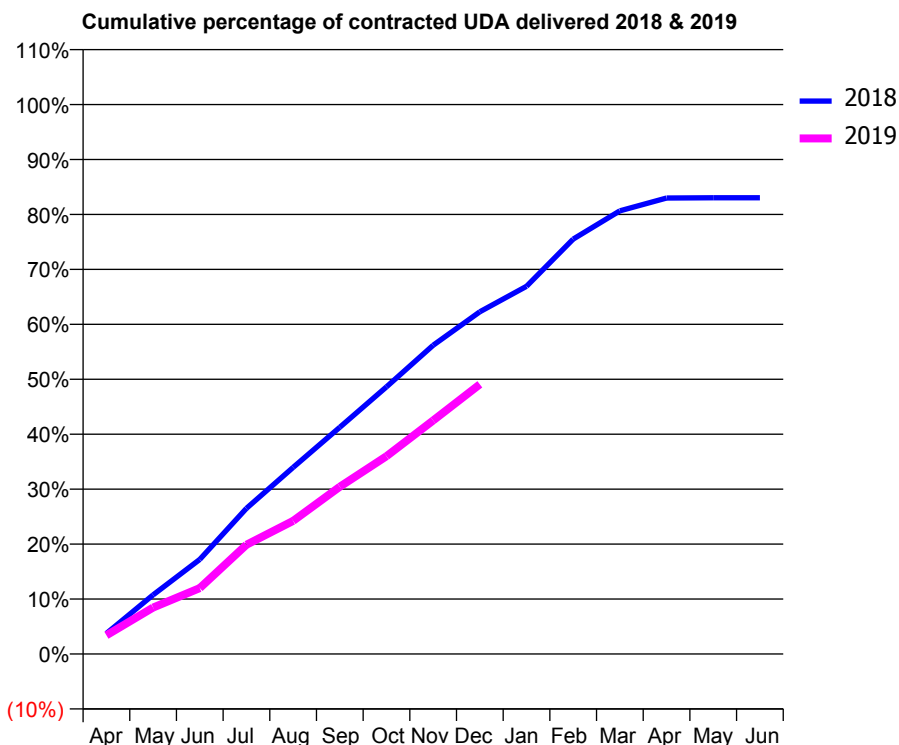
18/19 Contracted general activity (UDA)	20,438
Carry forward general activity (UDA)	0
18/19 Contracted orthodontic activity (UOA)	0
Carry forward orthodontic activity (UOA)	0
Baseline contract value	£644,575.79

ACCESS*

Patients seen in 24 months	Total	Change since previous quarter
Quarter ending December 2017	5,817	
Quarter ending March 2018	5,603	↓
Quarter ending June 2018	5,399	↓
Quarter ending September 2018	5,307	↓
Quarter ending December 2018	5,269	→
Variance since December 2017	(9.4%)	↓



ACTIVITY



Month	Adjusted Scheduled Activity (UDA)	
	2018	2019
April	768	695
May	2,202	1,728
June	3,520	2,454
July	5,420	4,063
August	6,943	4,953
September	8,435	6,224
October	9,938	7,358
November	11,485	8,688
December	12,728	10,030
January	13,675	
February	15,431	
March	16,484	
April	16,962	
May	16,972	
June	16,972	

QUALITY

	Quantity	Base Number	Contract	AT	Region	England
% of FP17s for the same patient ID Re-attending within 3 months - Children	61	1,225	5.0%	11.8%	12.3%	11.8%
% of FP17s for the same patient ID Re-attending within 3 months - Adults	265	2,846	9.3%	16.6%	15.8%	15.6%
% of FP17s for the same patient ID Re-attending between 3 & 9 months - Children	542	1,225	44.2%	58.0%	60.1%	58.8%
% of FP17s for the same patient ID Re-attending between 3 & 9 months - Adults	1,233	2,846	43.3%	52.0%	53.3%	51.0%
% of FP17s for Band 1 Urgent Courses	231	3,851	6.0%	9.7%	9.0%	9.0%
% of FP17s Relating to Free Repair or Replacements	23	3,851	0.6%	1.1%	1.0%	0.8%
% of FP17s Relating to Continuations	13	3,851	0.3%	1.1%	1.0%	0.9%
% of Patients satisfied with the dentistry they have received	1	1	N/A	94.2%	93.8%	93.2%
% of Patients satisfied with the time they had to wait for an appointment	1	1	N/A	92.4%	89.4%	88.3%

* This is based on patients treated on this contract for their most recent course of treatment. Figures in italics indicate the base number of FP17s or Patient Questionnaire responses are less than 100. N/A is shown where the base number of responses is less than 10 during the period. % is calculated as Quantity/Base number*100

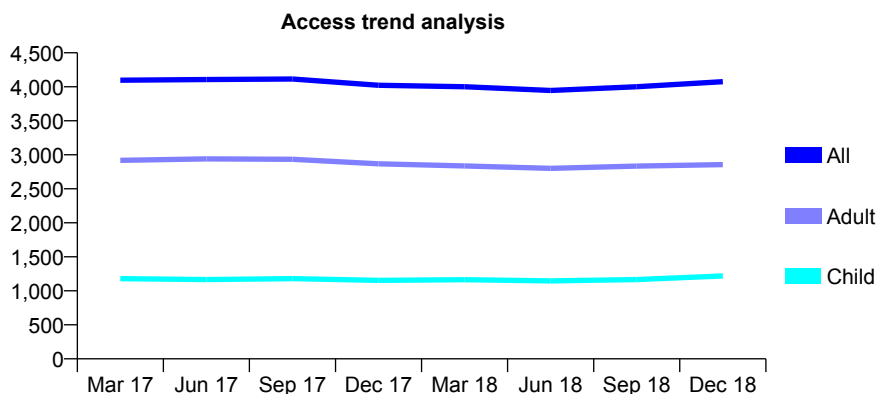
Q44 - Vital Signs At a Glance Contract Report for 101370/0089 - December 2018

Name or company name	Petrie Tucker & Partners Ltd
Contract type name	GDS Contract
Purpose of contract	General
Contract start date	01/04/2007
Contract end date	

18/19 Contracted general activity (UDA)	14,509
Carry forward general activity (UDA)	0
18/19 Contracted orthodontic activity (UOA)	0
Carry forward orthodontic activity (UOA)	0
Baseline contract value	£457,379.68

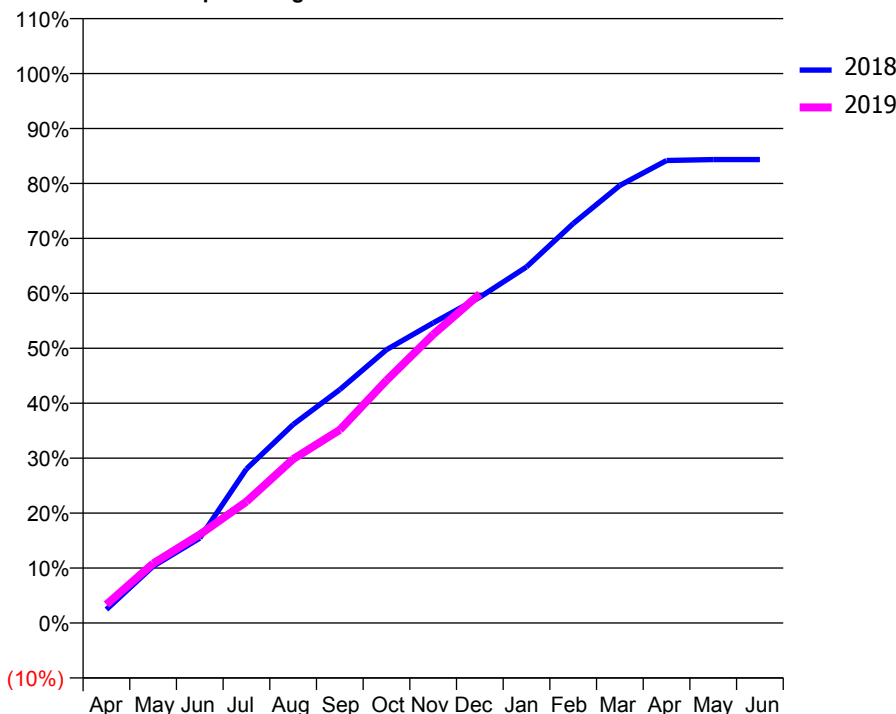
ACCESS*

Patients seen in 24 months	Total	Change since previous quarter
Quarter ending December 2017	4,022	
Quarter ending March 2018	4,000	→
Quarter ending June 2018	3,946	↓
Quarter ending September 2018	4,000	→
Quarter ending December 2018	4,075	→
Variance since December 2017	1.3%	→



ACTIVITY

Cumulative percentage of contracted UDA delivered 2018 & 2019



Adjusted Scheduled Activity (UDA)

Month	2018	2019
April	357	488
May	1,496	1,573
June	2,243	2,335
July	4,068	3,207
August	5,240	4,330
September	6,163	5,101
October	7,215	6,408
November	7,925	7,617
December	8,602	8,687
January	9,404	
February	10,547	
March	11,552	
April	12,213	
May	12,236	
June	12,236	

QUALITY

	Quantity	Base Number	Contract	AT	Region	England
% of FP17s for the same patient ID Re-attending within 3 months - Children	74	1,213	6.1%	11.8%	12.3%	11.8%
% of FP17s for the same patient ID Re-attending within 3 months - Adults	324	2,536	12.8%	16.6%	15.8%	15.6%
% of FP17s for the same patient ID Re-attending between 3 & 9 months - Children	532	1,213	43.9%	58.0%	60.1%	58.8%
% of FP17s for the same patient ID Re-attending between 3 & 9 months - Adults	1,010	2,536	39.8%	52.0%	53.3%	51.0%
% of FP17s for Band 1 Urgent Courses	290	3,515	8.3%	9.7%	9.0%	9.0%
% of FP17s Relating to Free Repair or Replacements	16	3,515	0.5%	1.1%	1.0%	0.8%
% of FP17s Relating to Continuations	43	3,515	1.2%	1.1%	1.0%	0.9%
% of Patients satisfied with the dentistry they have received	1	1	N/A	94.2%	93.8%	93.2%
% of Patients satisfied with the time they had to wait for an appointment	1	1	N/A	92.4%	89.4%	88.3%

* This is based on patients treated on this contract for their most recent course of treatment. Figures in italics indicate the base number of FP17s or Patient Questionnaire responses are less than 100. N/A is shown where the base number of responses is less than 10 during the period. % is calculated as Quantity/Base number*100

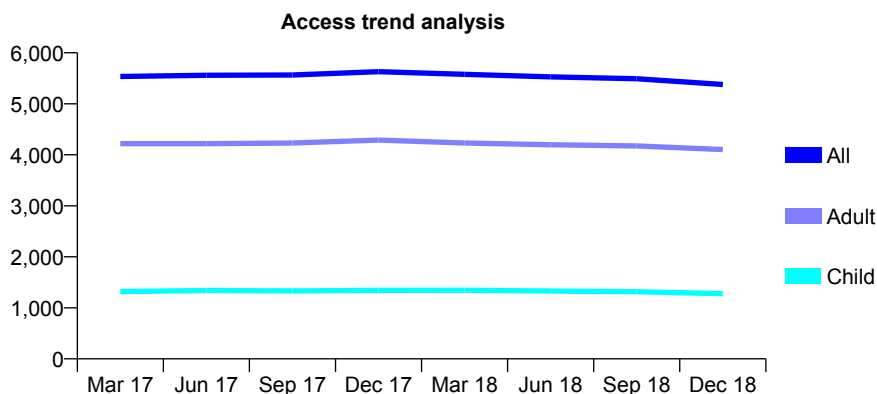
Q44 - Vital Signs At a Glance Contract Report for 101370/0134 - December 2018

Name or company name	Petrie Tucker & Partners Ltd
Contract type name	GDS Contract
Purpose of contract	General
Contract start date	01/04/2012
Contract end date	

18/19 Contracted general activity (UDA)	19,300
Carry forward general activity (UDA)	0
18/19 Contracted orthodontic activity (UOA)	0
Carry forward orthodontic activity (UOA)	0
Baseline contract value	£608,625.44

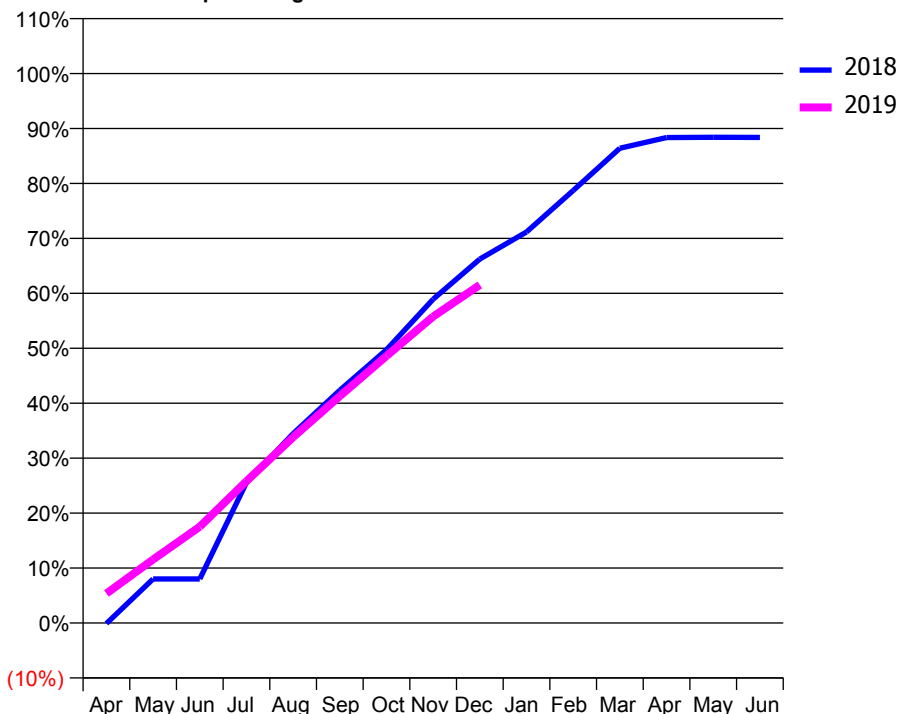
ACCESS*

Patients seen in 24 months	Total	Change since previous quarter
Quarter ending December 2017	5,630	
Quarter ending March 2018	5,577	→
Quarter ending June 2018	5,528	→
Quarter ending September 2018	5,491	→
Quarter ending December 2018	5,378	↓
Variance since December 2017	(4.5%)	↓



ACTIVITY

Cumulative percentage of contracted UDA delivered 2018 & 2019



Month	Adjusted Scheduled Activity (UDA)	
	2018	2019
April	-19	1,038
May	1,550	2,230
June	1,550	3,385
July	4,934	4,979
August	6,651	6,528
September	8,176	7,969
October	9,598	9,379
November	11,374	10,767
December	12,785	11,876
January	13,735	
February	15,192	
March	16,676	
April	17,051	
May	17,060	
June	17,056	

QUALITY

	Quantity	Base Number	Contract	AT	Region	England
% of FP17s for the same patient ID Re-attending within 3 months - Children	76	1,392	5.5%	11.8%	12.3%	11.8%
% of FP17s for the same patient ID Re-attending within 3 months - Adults	519	3,896	13.3%	16.6%	15.8%	15.6%
% of FP17s for the same patient ID Re-attending between 3 & 9 months - Children	822	1,392	59.1%	58.0%	60.1%	58.8%
% of FP17s for the same patient ID Re-attending between 3 & 9 months - Adults	1,913	3,896	49.1%	52.0%	53.3%	51.0%
% of FP17s for Band 1 Urgent Courses	407	5,095	8.0%	9.7%	9.0%	9.0%
% of FP17s Relating to Free Repair or Replacements	39	5,095	0.8%	1.1%	1.0%	0.8%
% of FP17s Relating to Continuations	91	5,095	1.8%	1.1%	1.0%	0.9%
% of Patients satisfied with the dentistry they have received	2	2	N/A	94.2%	93.8%	93.2%
% of Patients satisfied with the time they had to wait for an appointment	1	2	N/A	92.4%	89.4%	88.3%

* This is based on patients treated on this contract for their most recent course of treatment. Figures in italics indicate the base number of FP17s or Patient Questionnaire responses are less than 100. N/A is shown where the base number of responses is less than 10 during the period. % is calculated as Quantity/Base number*100

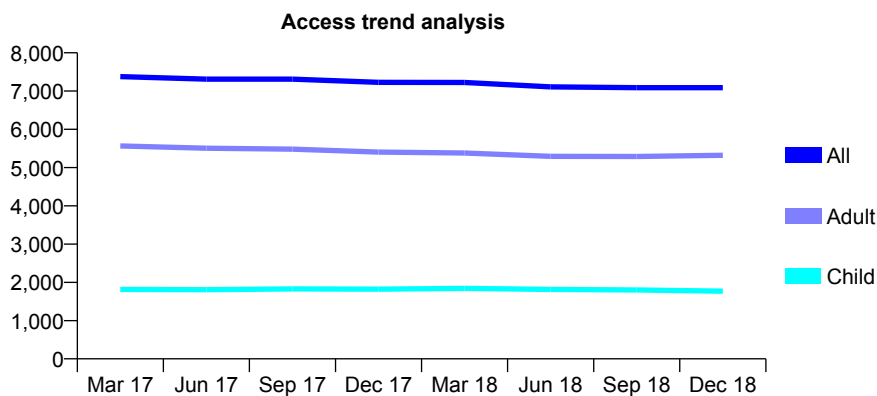
Q44 - Vital Signs At a Glance Contract Report for 101435/0087 - December 2018

Name or company name	IDH Limited
Contract type name	GDS Contract
Purpose of contract	General
Contract start date	25/02/2008
Contract end date	

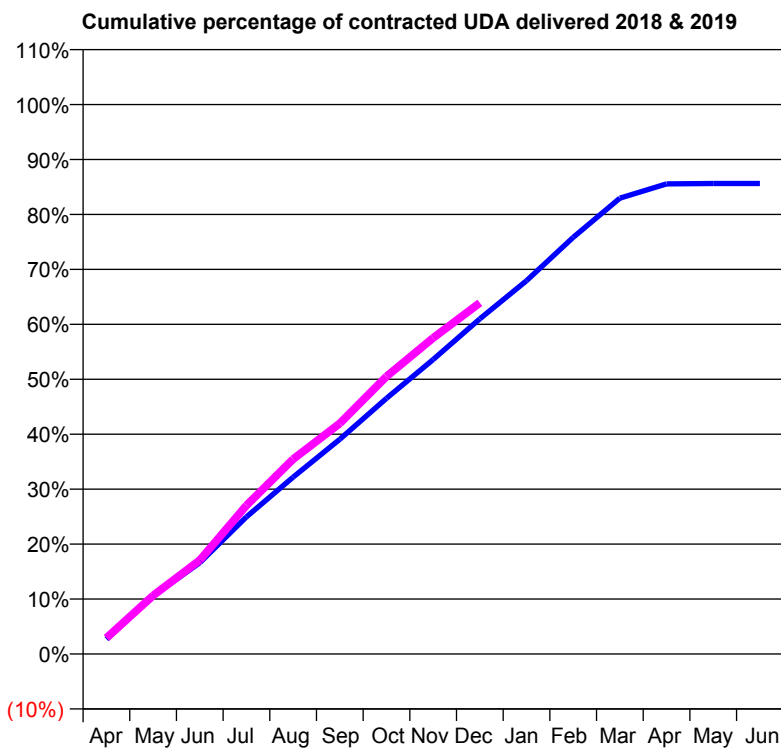
18/19 Contracted general activity (UDA)	20,000
Carry forward general activity (UDA)	0
18/19 Contracted orthodontic activity (UOA)	0
Carry forward orthodontic activity (UOA)	0
Baseline contract value	£542,564.48

ACCESS*

Patients seen in 24 months	Total	Change since previous quarter
Quarter ending December 2017	7,228	
Quarter ending March 2018	7,225	→
Quarter ending June 2018	7,108	↓
Quarter ending September 2018	7,088	→
Quarter ending December 2018	7,090	→
Variance since December 2017	(1.9%)	↓



ACTIVITY



Month	Adjusted Scheduled Activity (UDA)	
	2018	2019
April	541	583
May	2,115	2,126
June	3,324	3,416
July	4,994	5,409
August	6,436	7,094
September	7,817	8,393
October	9,307	10,102
November	10,721	11,507
December	12,200	12,782
January	13,588	
February	15,167	
March	16,592	
April	17,110	
May	17,128	
June	17,128	

QUALITY

	Quantity	Base Number	Contract	AT	Region	England
% of FP17s for the same patient ID Re-attending within 3 months - Children	103	1,694	6.1%	11.8%	12.3%	11.8%
% of FP17s for the same patient ID Re-attending within 3 months - Adults	498	4,599	10.8%	16.6%	15.8%	15.6%
% of FP17s for the same patient ID Re-attending between 3 & 9 months - Children	920	1,694	54.3%	58.0%	60.1%	58.8%
% of FP17s for the same patient ID Re-attending between 3 & 9 months - Adults	2,124	4,599	46.2%	52.0%	53.3%	51.0%
% of FP17s for Band 1 Urgent Courses	453	6,021	7.5%	9.7%	9.0%	9.0%
% of FP17s Relating to Free Repair or Replacements	67	6,021	1.1%	1.1%	1.0%	0.8%
% of FP17s Relating to Continuations	72	6,021	1.2%	1.1%	1.0%	0.9%
% of Patients satisfied with the dentistry they have received	5	5	N/A	94.2%	93.8%	93.2%
% of Patients satisfied with the time they had to wait for an appointment	5	5	N/A	92.4%	89.4%	88.3%

* This is based on patients treated on this contract for their most recent course of treatment. Figures in italics indicate the base number of FP17s or Patient Questionnaire responses are less than 100. N/A is shown where the base number of responses is less than 10 during the period. % is calculated as Quantity/Base number*100

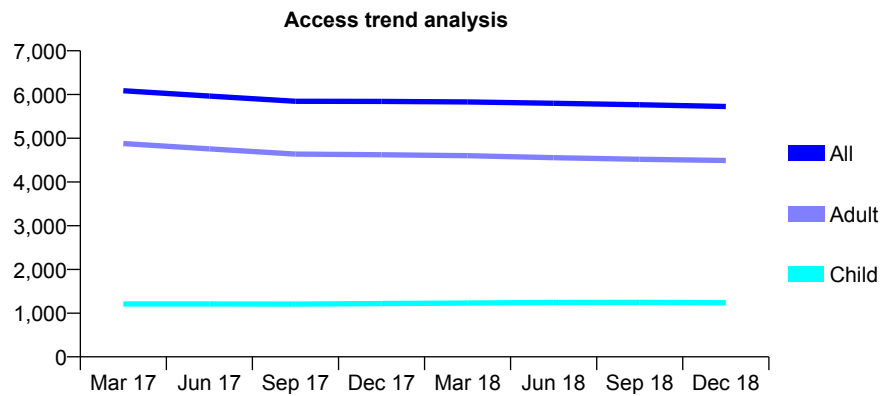
Q44 - Vital Signs At a Glance Contract Report for 101435/0093 - December 2018

Name or company name	IDH Limited
Contract type name	GDS Contract
Purpose of contract	General
Contract start date	01/04/2008
Contract end date	

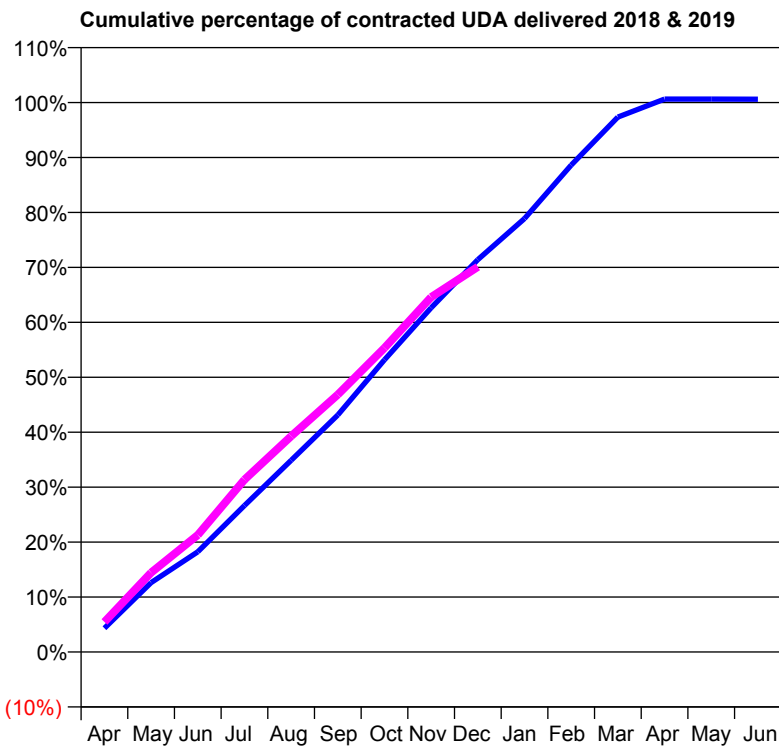
18/19 Contracted general activity (UDA)	17,614
Carry forward general activity (UDA)	0
18/19 Contracted orthodontic activity (UOA)	0
Carry forward orthodontic activity (UOA)	0
Baseline contract value	£437,287.38

ACCESS*

Patients seen in 24 months	Total	Change since previous quarter
Quarter ending December 2017	5,843	
Quarter ending March 2018	5,831	→
Quarter ending June 2018	5,799	→
Quarter ending September 2018	5,765	→
Quarter ending December 2018	5,728	→
Variance since December 2017	(2.0%)	↓



ACTIVITY



Month	Adjusted Scheduled Activity (UDA)	
	2018	2019
April	764	963
May	2,223	2,544
June	3,212	3,752
July	4,696	5,525
August	6,144	6,917
September	7,598	8,252
October	9,369	9,747
November	11,032	11,376
December	12,578	12,345
January	13,893	
February	15,610	
March	17,147	
April	17,724	
May	17,723	
June	17,721	

QUALITY

	Quantity	Base Number	Contract	AT	Region	England
% of FP17s for the same patient ID Re-attending within 3 months - Children	65	1,337	4.9%	11.8%	12.3%	11.8%
% of FP17s for the same patient ID Re-attending within 3 months - Adults	537	4,313	12.5%	16.6%	15.8%	15.6%
% of FP17s for the same patient ID Re-attending between 3 & 9 months - Children	850	1,337	63.6%	58.0%	60.1%	58.8%
% of FP17s for the same patient ID Re-attending between 3 & 9 months - Adults	2,164	4,313	50.2%	52.0%	53.3%	51.0%
% of FP17s for Band 1 Urgent Courses	312	5,442	5.7%	9.7%	9.0%	9.0%
% of FP17s Relating to Free Repair or Replacements	24	5,442	0.4%	1.1%	1.0%	0.8%
% of FP17s Relating to Continuations	126	5,442	2.3%	1.1%	1.0%	0.9%
% of Patients satisfied with the dentistry they have received	5	5	N/A	94.2%	93.8%	93.2%
% of Patients satisfied with the time they had to wait for an appointment	5	5	N/A	92.4%	89.4%	88.3%

* This is based on patients treated on this contract for their most recent course of treatment. Figures in italics indicate the base number of FP17s or Patient Questionnaire responses are less than 100. N/A is shown where the base number of responses is less than 10 during the period. % is calculated as Quantity/Base number*100

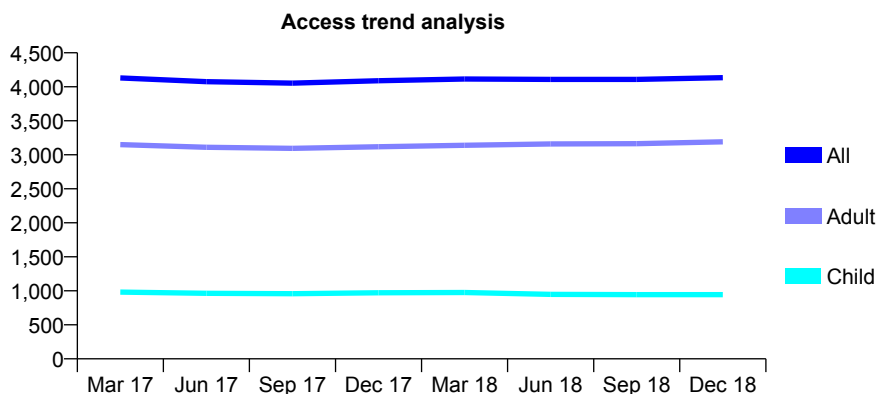
Q44 - Vital Signs At a Glance Contract Report for 102059/0001 - December 2018

Name or company name	Chester Road Dental Practice
Contract type name	GDS Contract
Purpose of contract	General
Contract start date	01/01/2011
Contract end date	

18/19 Contracted general activity (UDA)	8,313
Carry forward general activity (UDA)	0
18/19 Contracted orthodontic activity (UOA)	0
Carry forward orthodontic activity (UOA)	0
Baseline contract value	£245,598.08

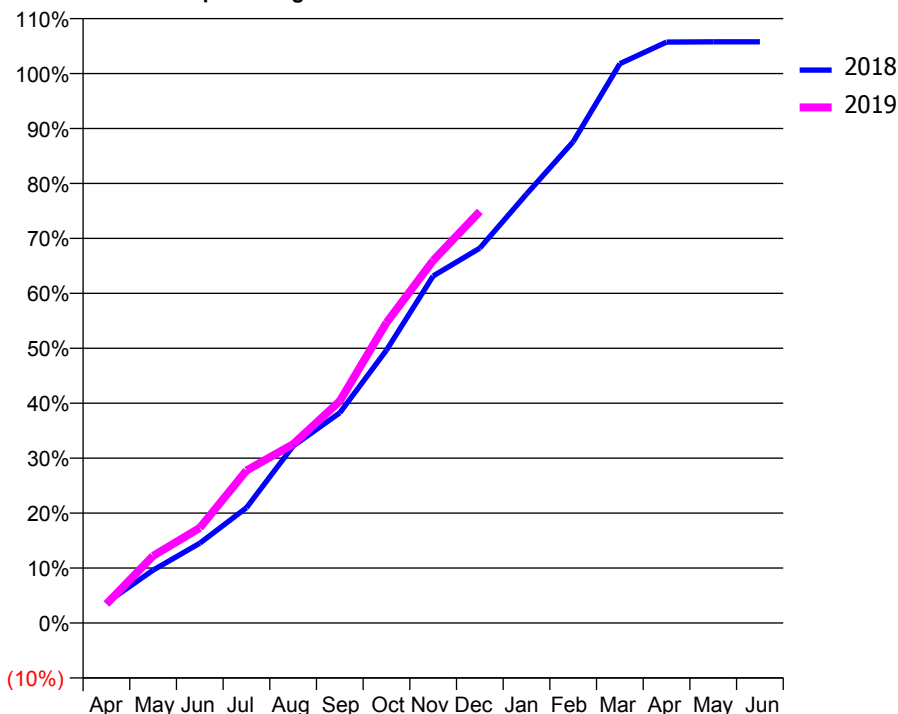
ACCESS*

Patients seen in 24 months	Total	Change since previous quarter
Quarter ending December 2017	4,090	
Quarter ending March 2018	4,115	→
Quarter ending June 2018	4,109	→
Quarter ending September 2018	4,108	→
Quarter ending December 2018	4,135	→
Variance since December 2017	1.1%	→



ACTIVITY

Cumulative percentage of contracted UDA delivered 2018 & 2019



Month	Adjusted Scheduled Activity (UDA)	
	2018	2019
April	313	288
May	815	1,016
June	1,232	1,439
July	1,779	2,307
August	2,732	2,706
September	3,243	3,357
October	4,211	4,545
November	5,356	5,483
December	5,786	6,226
January	6,618	
February	7,426	
March	8,630	
April	8,963	
May	8,968	
June	8,968	

QUALITY

	Quantity	Base Number	Contract	AT	Region	England
% of FP17s for the same patient ID Re-attending within 3 months - Children	56	924	6.1%	11.8%	12.3%	11.8%
% of FP17s for the same patient ID Re-attending within 3 months - Adults	375	2,934	12.8%	16.6%	15.8%	15.6%
% of FP17s for the same patient ID Re-attending between 3 & 9 months - Children	452	924	48.9%	58.0%	60.1%	58.8%
% of FP17s for the same patient ID Re-attending between 3 & 9 months - Adults	1,214	2,934	41.4%	52.0%	53.3%	51.0%
% of FP17s for Band 1 Urgent Courses	744	3,693	20.1%	9.7%	9.0%	9.0%
% of FP17s Relating to Free Repair or Replacements	29	3,693	0.8%	1.1%	1.0%	0.8%
% of FP17s Relating to Continuations	39	3,693	1.1%	1.1%	1.0%	0.9%
% of Patients satisfied with the dentistry they have received	1	1	N/A	94.2%	93.8%	93.2%
% of Patients satisfied with the time they had to wait for an appointment	1	1	N/A	92.4%	89.4%	88.3%

* This is based on patients treated on this contract for their most recent course of treatment. Figures in italics indicate the base number of FP17s or Patient Questionnaire responses are less than 100. N/A is shown where the base number of responses is less than 10 during the period. % is calculated as Quantity/Base number*100

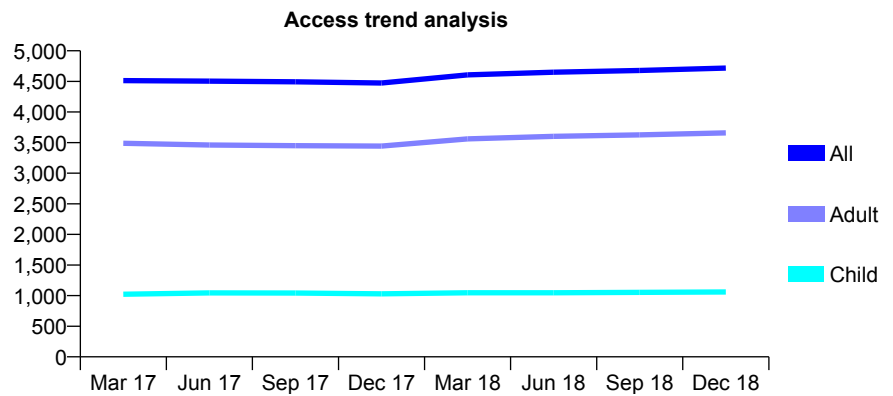
Q44 - Vital Signs At a Glance Contract Report for 102172/0001 - December 2018

Name or company name	Crystal Dental Clinic Ltd
Contract type name	GDS Contract
Purpose of contract	General
Contract start date	01/05/2011
Contract end date	

18/19 Contracted general activity (UDA)	13,705
Carry forward general activity (UDA)	266
18/19 Contracted orthodontic activity (UOA)	0
Carry forward orthodontic activity (UOA)	0
Baseline contract value	£376,098.09

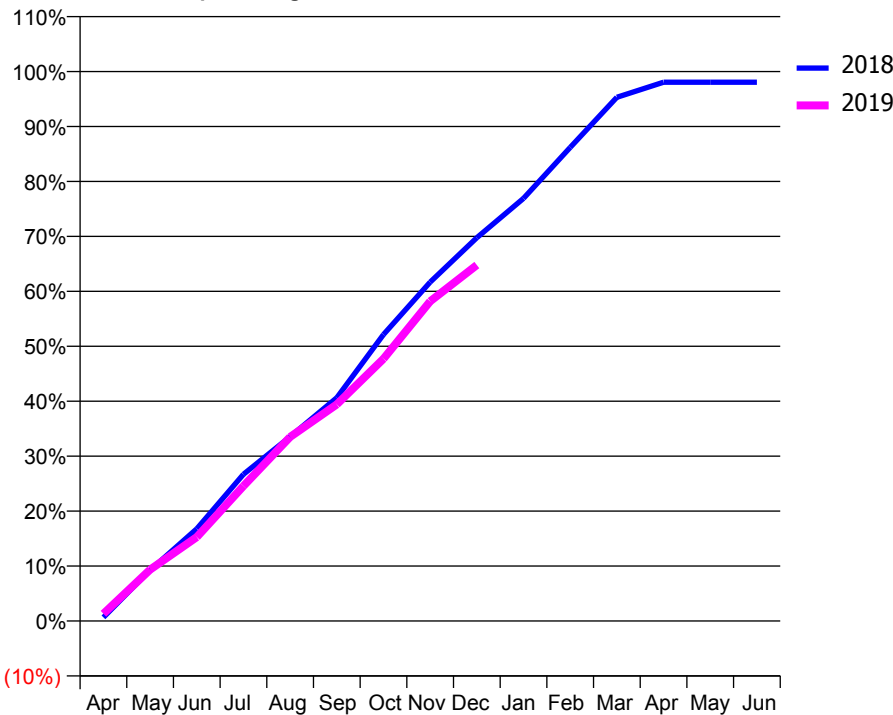
ACCESS*

Patients seen in 24 months	Total	Change since previous quarter
Quarter ending December 2017	4,473	
Quarter ending March 2018	4,606	↑
Quarter ending June 2018	4,650	→
Quarter ending September 2018	4,679	→
Quarter ending December 2018	4,717	→
Variance since December 2017	5.5%	↑



ACTIVITY

Cumulative percentage of contracted UDA delivered 2018 & 2019



Month	Adjusted Scheduled Activity (UDA)	
	2018	2019
April	93	180
May	1,270	1,282
June	2,300	2,094
July	3,658	3,368
August	4,597	4,590
September	5,569	5,402
October	7,147	6,541
November	8,453	7,975
December	9,559	8,877
January	10,540	
February	11,812	
March	13,063	
April	13,438	
May	13,438	
June	13,438	

QUALITY

	Quantity	Base Number	Contract	AT	Region	England
% of FP17s for the same patient ID Re-attending within 3 months - Children	111	1,288	8.6%	11.8%	12.3%	11.8%
% of FP17s for the same patient ID Re-attending within 3 months - Adults	734	4,624	15.9%	16.6%	15.8%	15.6%
% of FP17s for the same patient ID Re-attending between 3 & 9 months - Children	823	1,288	63.9%	58.0%	60.1%	58.8%
% of FP17s for the same patient ID Re-attending between 3 & 9 months - Adults	2,945	4,624	63.7%	52.0%	53.3%	51.0%
% of FP17s for Band 1 Urgent Courses	308	5,166	6.0%	9.7%	9.0%	9.0%
% of FP17s Relating to Free Repair or Replacements	72	5,166	1.4%	1.1%	1.0%	0.8%
% of FP17s Relating to Continuations	44	5,166	0.9%	1.1%	1.0%	0.9%
% of Patients satisfied with the dentistry they have received	0	0	N/A	94.2%	93.8%	93.2%
% of Patients satisfied with the time they had to wait for an appointment	0	0	N/A	92.4%	89.4%	88.3%

* This is based on patients treated on this contract for their most recent course of treatment. Figures in italics indicate the base number of FP17s or Patient Questionnaire responses are less than 100. N/A is shown where the base number of responses is less than 10 during the period. % is calculated as Quantity/Base number*100

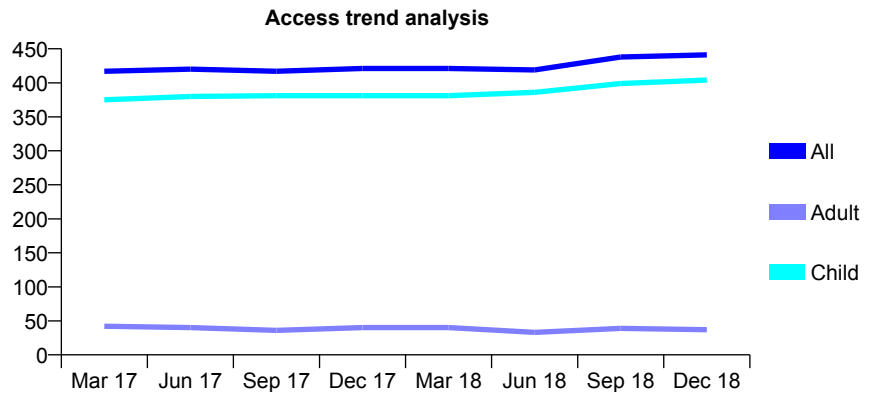
Q44 - Vital Signs At a Glance Contract Report for 103292/0001 - December 2018

Name or company name	Baran & Hull Ltd
Contract type name	GDS Contract
Purpose of contract	General
Contract start date	01/04/2011
Contract end date	

18/19 Contracted general activity (UDA)	1,000
Carry forward general activity (UDA)	0
18/19 Contracted orthodontic activity (UOA)	0
Carry forward orthodontic activity (UOA)	0
Baseline contract value	£25,876.66

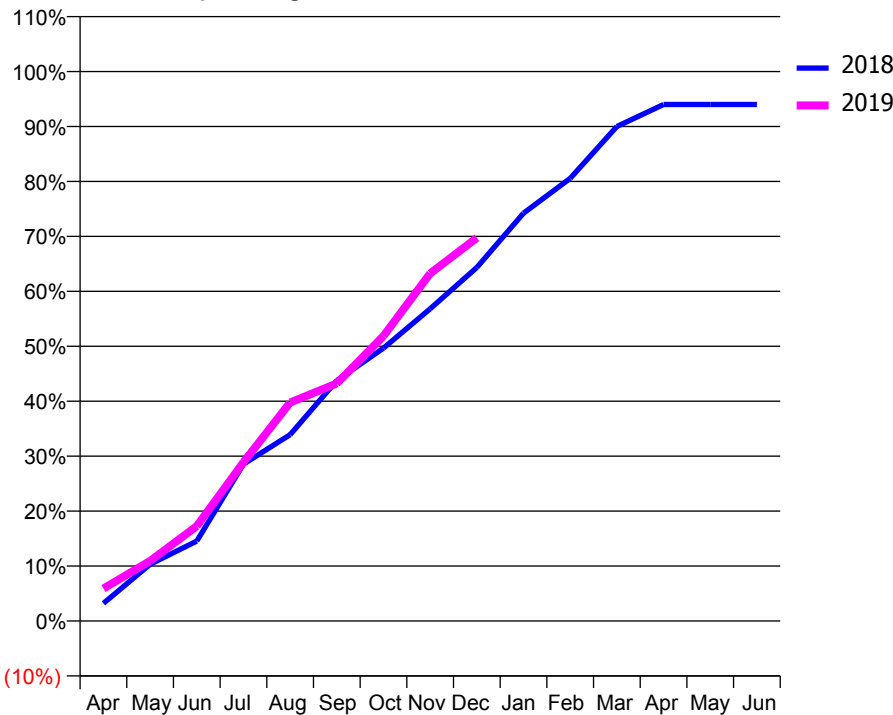
ACCESS*

Patients seen in 24 months	Total	Change since previous quarter
Quarter ending December 2017	421	
Quarter ending March 2018	421	→
Quarter ending June 2018	419	→
Quarter ending September 2018	438	↑
Quarter ending December 2018	441	→
Variance since December 2017	4.8%	↑



ACTIVITY

Cumulative percentage of contracted UDA delivered 2018 & 2019



Month	Adjusted Scheduled Activity (UDA)	
	2018	2019
April	32	59
May	103	109
June	146	173
July	286	289
August	339	398
September	438	432
October	497	519
November	568	633
December	643	697
January	742	
February	806	
March	900	
April	940	
May	940	
June	940	

QUALITY

	Quantity	Base Number	Contract	AT	Region	England
% of FP17s for the same patient ID Re-attending within 3 months - Children	80	648	12.3%	11.8%	12.3%	11.8%
% of FP17s for the same patient ID Re-attending within 3 months - Adults	0	0	N/A	16.6%	15.8%	15.6%
% of FP17s for the same patient ID Re-attending between 3 & 9 months - Children	453	648	69.9%	58.0%	60.1%	58.8%
% of FP17s for the same patient ID Re-attending between 3 & 9 months - Adults	0	0	N/A	52.0%	53.3%	51.0%
% of FP17s for Band 1 Urgent Courses	21	618	3.4%	9.7%	9.0%	9.0%
% of FP17s Relating to Free Repair or Replacements	0	618	0.0%	1.1%	1.0%	0.8%
% of FP17s Relating to Continuations	0	618	0.0%	1.1%	1.0%	0.9%
% of Patients satisfied with the dentistry they have received	0	0	N/A	94.2%	93.8%	93.2%
% of Patients satisfied with the time they had to wait for an appointment	0	0	N/A	92.4%	89.4%	88.3%

* This is based on patients treated on this contract for their most recent course of treatment. Figures in italics indicate the base number of FP17s or Patient Questionnaire responses are less than 100. N/A is shown where the base number of responses is less than 10 during the period. % is calculated as Quantity/Base number*100

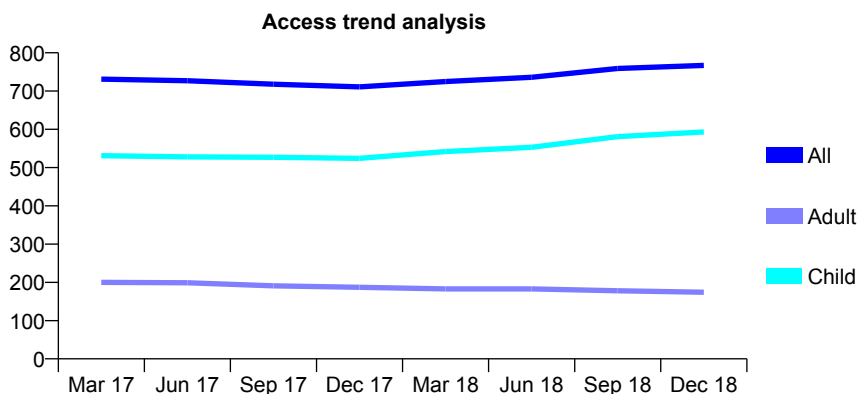
Q44 - Vital Signs At a Glance Contract Report for 103306/0001 - December 2018

Name or company name	PD Dental Care Ltd
Contract type name	GDS Contract
Purpose of contract	General
Contract start date	01/05/2011
Contract end date	

18/19 Contracted general activity (UDA)	2,648
Carry forward general activity (UDA)	0
18/19 Contracted orthodontic activity (UOA)	0
Carry forward orthodontic activity (UOA)	0
Baseline contract value	£68,662.76

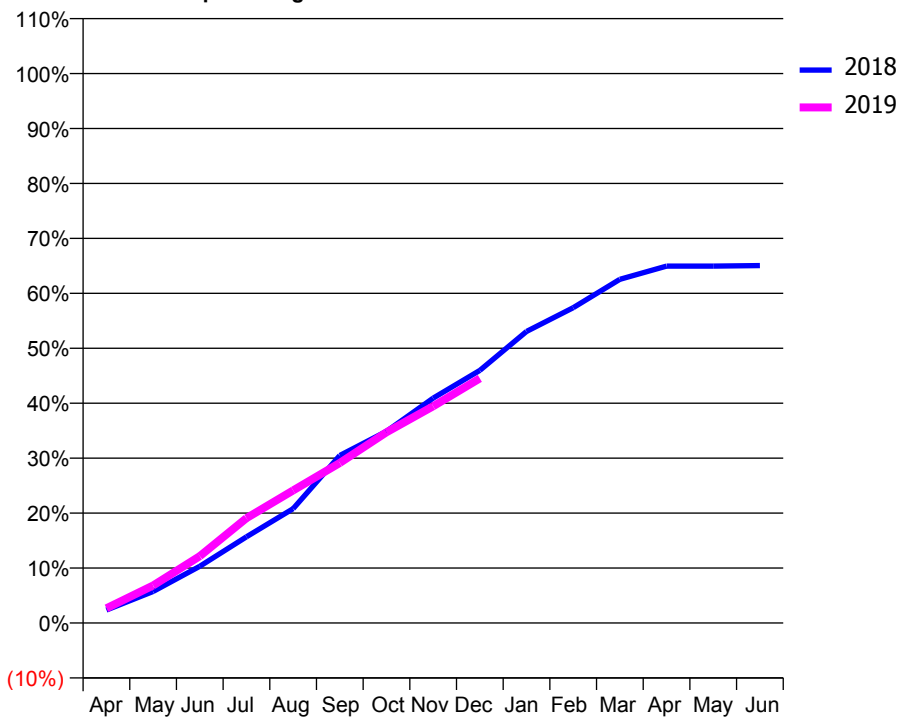
ACCESS*

Patients seen in 24 months	Total	Change since previous quarter
Quarter ending December 2017	711	
Quarter ending March 2018	725	→
Quarter ending June 2018	736	→
Quarter ending September 2018	759	↑
Quarter ending December 2018	767	→
Variance since December 2017	7.9%	↑



ACTIVITY

Cumulative percentage of contracted UDA delivered 2018 & 2019



Adjusted Scheduled Activity (UDA)

Month	2018	2019
April	62	71
May	152	181
June	273	322
July	415	506
August	551	639
September	808	772
October	924	919
November	1,084	1,044
December	1,218	1,179
January	1,405	
February	1,519	
March	1,656	
April	1,720	
May	1,720	
June	1,722	

QUALITY

	Quantity	Base Number	Contract	AT	Region	England
% of FP17s for the same patient ID Re-attending within 3 months - Children	43	791	5.4%	11.8%	12.3%	11.8%
% of FP17s for the same patient ID Re-attending within 3 months - Adults	6	127	4.7%	16.6%	15.8%	15.6%
% of FP17s for the same patient ID Re-attending between 3 & 9 months - Children	584	791	73.8%	58.0%	60.1%	58.8%
% of FP17s for the same patient ID Re-attending between 3 & 9 months - Adults	98	127	77.2%	52.0%	53.3%	51.0%
% of FP17s for Band 1 Urgent Courses	30	859	3.5%	9.7%	9.0%	9.0%
% of FP17s Relating to Free Repair or Replacements	0	859	0.0%	1.1%	1.0%	0.8%
% of FP17s Relating to Continuations	0	859	0.0%	1.1%	1.0%	0.9%
% of Patients satisfied with the dentistry they have received	0	0	N/A	94.2%	93.8%	93.2%
% of Patients satisfied with the time they had to wait for an appointment	0	0	N/A	92.4%	89.4%	88.3%

* This is based on patients treated on this contract for their most recent course of treatment. Figures in italics indicate the base number of FP17s or Patient Questionnaire responses are less than 100. N/A is shown where the base number of responses is less than 10 during the period. % is calculated as Quantity/Base number*100

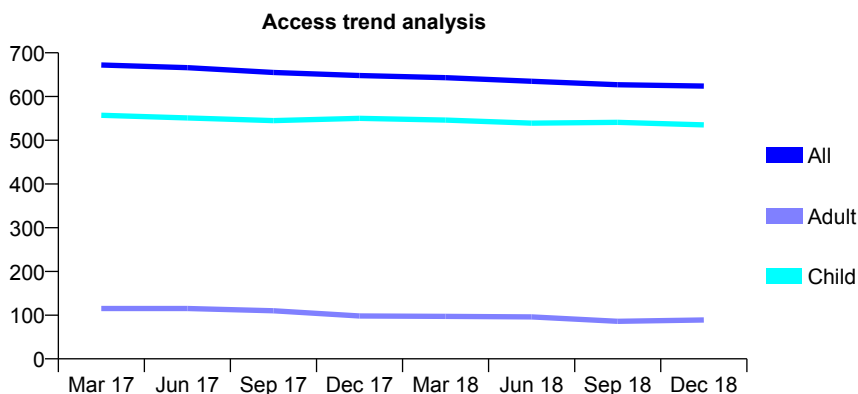
Q44 - Vital Signs At a Glance Contract Report for 104892/0001 - December 2018

Name or company name	The King Street Dental Practice Ltd
Contract type name	GDS Contract
Purpose of contract	General
Contract start date	01/04/2007
Contract end date	

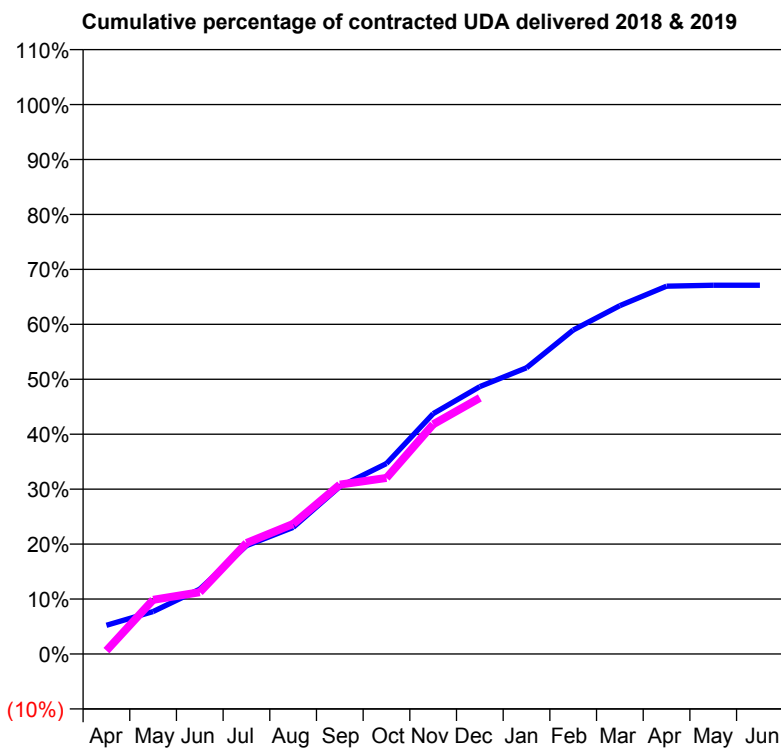
18/19 Contracted general activity (UDA)	1,644
Carry forward general activity (UDA)	0
18/19 Contracted orthodontic activity (UOA)	0
Carry forward orthodontic activity (UOA)	0
Baseline contract value	£35,897.81

ACCESS*

Patients seen in 24 months	Total	Change since previous quarter
Quarter ending December 2017	648	
Quarter ending March 2018	643	→
Quarter ending June 2018	635	↓
Quarter ending September 2018	627	↓
Quarter ending December 2018	624	→
Variance since December 2017	(3.7%)	↓



ACTIVITY



Month	Adjusted Scheduled Activity (UDA)	
	2018	2019
April	86	10
May	127	162
June	194	185
July	324	332
August	379	389
September	501	507
October	570	527
November	719	687
December	800	766
January	856	
February	969	
March	1,042	
April	1,100	
May	1,103	
June	1,103	

QUALITY

	Quantity	Base Number	Contract	AT	Region	England
% of FP17s for the same patient ID Re-attending within 3 months - Children	58	676	8.6%	11.8%	12.3%	11.8%
% of FP17s for the same patient ID Re-attending within 3 months - Adults	2	24	8.3%	16.6%	15.8%	15.6%
% of FP17s for the same patient ID Re-attending between 3 & 9 months - Children	417	676	61.7%	58.0%	60.1%	58.8%
% of FP17s for the same patient ID Re-attending between 3 & 9 months - Adults	17	24	70.8%	52.0%	53.3%	51.0%
% of FP17s for Band 1 Urgent Courses	0	652	0.0%	9.7%	9.0%	9.0%
% of FP17s Relating to Free Repair or Replacements	0	652	0.0%	1.1%	1.0%	0.8%
% of FP17s Relating to Continuations	0	652	0.0%	1.1%	1.0%	0.9%
% of Patients satisfied with the dentistry they have received	0	0	N/A	94.2%	93.8%	93.2%
% of Patients satisfied with the time they had to wait for an appointment	0	0	N/A	92.4%	89.4%	88.3%

* This is based on patients treated on this contract for their most recent course of treatment. Figures in italics indicate the base number of FP17s or Patient Questionnaire responses are less than 100. N/A is shown where the base number of responses is less than 10 during the period. % is calculated as Quantity/Base number*100

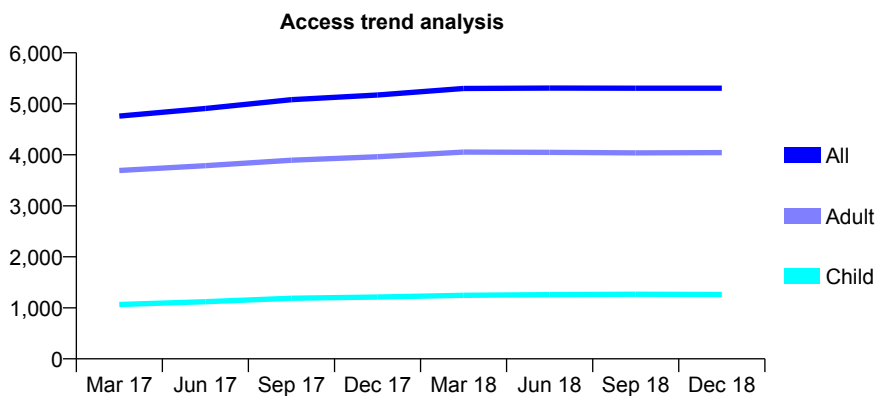
Q44 - Vital Signs At a Glance Contract Report for 105120/0001 - December 2018

Name or company name	Handforth Dental Practice LLP
Contract type name	GDS Contract
Purpose of contract	General
Contract start date	01/06/2007
Contract end date	

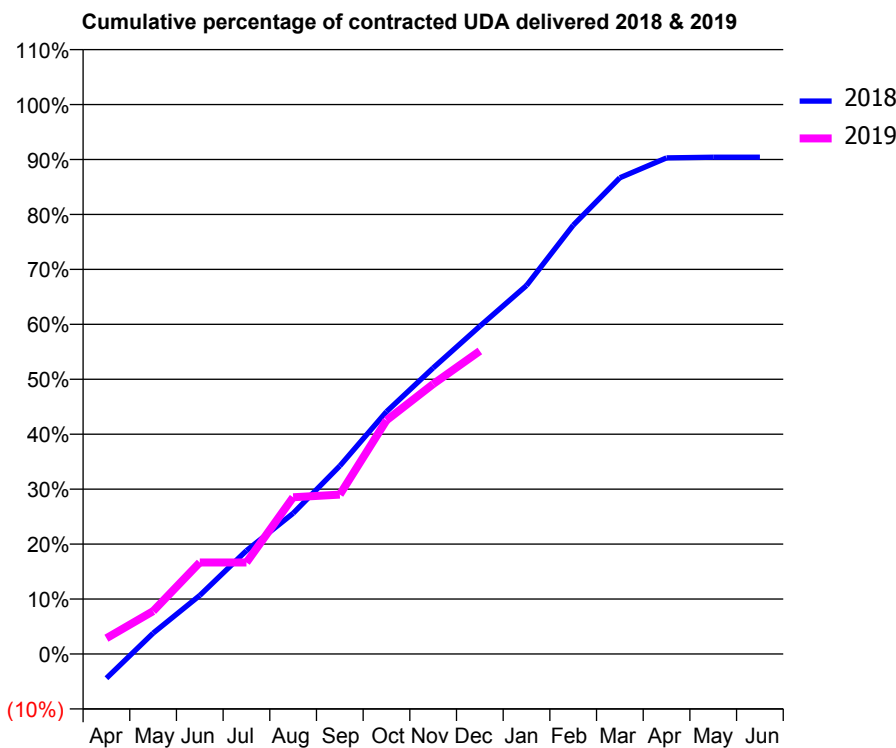
18/19 Contracted general activity (UDA)	16,767
Carry forward general activity (UDA)	0
18/19 Contracted orthodontic activity (UOA)	0
Carry forward orthodontic activity (UOA)	0
Baseline contract value	£424,347.59

ACCESS*

Patients seen in 24 months	Total	Change since previous quarter
Quarter ending December 2017	5,172	
Quarter ending March 2018	5,301	↑
Quarter ending June 2018	5,308	→
Quarter ending September 2018	5,305	→
Quarter ending December 2018	5,306	→
Variance since December 2017	2.6%	↑



ACTIVITY



Month	Adjusted Scheduled Activity (UDA)	
	2018	2019
April	-744	482
May	637	1,307
June	1,787	2,793
July	3,157	2,793
August	4,295	4,781
September	5,738	4,865
October	7,395	7,129
November	8,731	8,237
December	10,001	9,247
January	11,242	
February	13,084	
March	14,534	
April	15,136	
May	15,157	
June	15,157	

QUALITY

	Quantity	Base Number	Contract	AT	Region	England
% of FP17s for the same patient ID Re-attending within 3 months - Children	124	1,228	10.1%	11.8%	12.3%	11.8%
% of FP17s for the same patient ID Re-attending within 3 months - Adults	609	3,715	16.4%	16.6%	15.8%	15.6%
% of FP17s for the same patient ID Re-attending between 3 & 9 months - Children	708	1,228	57.7%	58.0%	60.1%	58.8%
% of FP17s for the same patient ID Re-attending between 3 & 9 months - Adults	2,018	3,715	54.3%	52.0%	53.3%	51.0%
% of FP17s for Band 1 Urgent Courses	397	4,685	8.5%	9.7%	9.0%	9.0%
% of FP17s Relating to Free Repair or Replacements	88	4,685	1.9%	1.1%	1.0%	0.8%
% of FP17s Relating to Continuations	112	4,685	2.4%	1.1%	1.0%	0.9%
% of Patients satisfied with the dentistry they have received	2	2	N/A	94.2%	93.8%	93.2%
% of Patients satisfied with the time they had to wait for an appointment	2	2	N/A	92.4%	89.4%	88.3%

* This is based on patients treated on this contract for their most recent course of treatment. Figures in italics indicate the base number of FP17s or Patient Questionnaire responses are less than 100. N/A is shown where the base number of responses is less than 10 during the period. % is calculated as Quantity/Base number*100

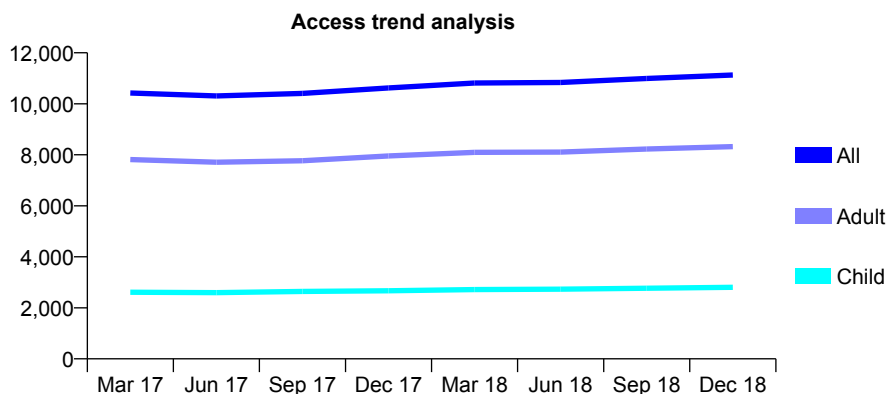
Q44 - Vital Signs At a Glance Contract Report for 105902/0001 - December 2018

Name or company name	MAC Dental Centre Limited
Contract type name	GDS Contract
Purpose of contract	General
Contract start date	01/05/2011
Contract end date	

18/19 Contracted general activity (UDA)	34,000
Carry forward general activity (UDA)	0
18/19 Contracted orthodontic activity (UOA)	0
Carry forward orthodontic activity (UOA)	0
Baseline contract value	£801,178.11

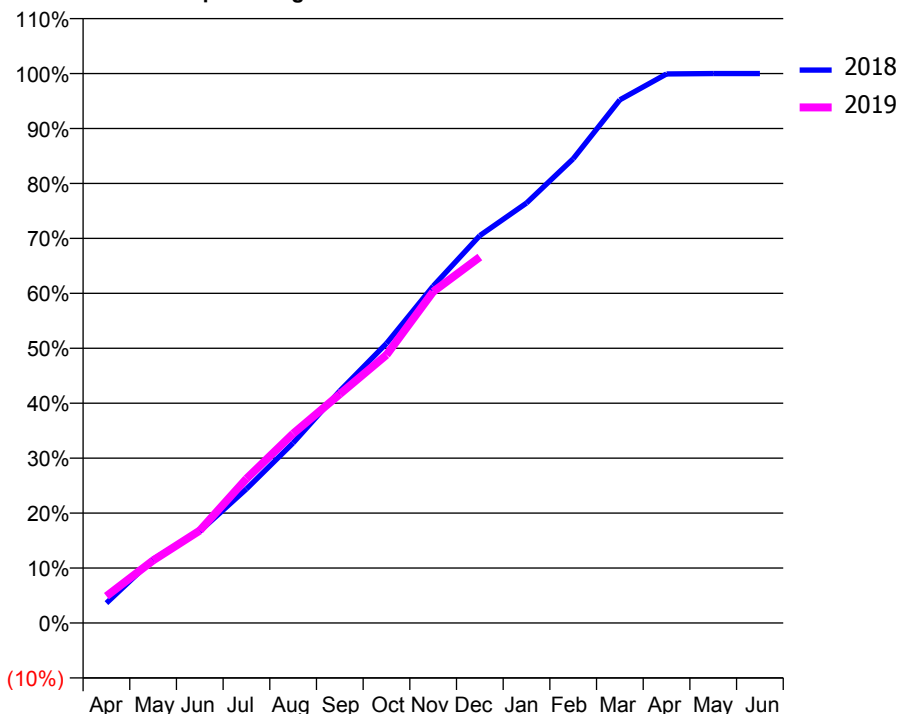
ACCESS*

Patients seen in 24 months	Total	Change since previous quarter
Quarter ending December 2017	10,623	
Quarter ending March 2018	10,817	→
Quarter ending June 2018	10,836	→
Quarter ending September 2018	10,996	→
Quarter ending December 2018	11,128	→
Variance since December 2017	4.8%	↑



ACTIVITY

Cumulative percentage of contracted UDA delivered 2018 & 2019



Month	Adjusted Scheduled Activity (UDA)	
	2018	2019
April	1,249	1,659
May	3,989	3,872
June	5,738	5,722
July	8,376	8,934
August	11,247	11,719
September	14,501	14,166
October	17,465	16,591
November	21,046	20,502
December	24,206	22,644
January	26,236	
February	29,000	
March	32,685	
April	34,302	
May	34,326	
June	34,326	

QUALITY

	Quantity	Base Number	Contract	AT	Region	England
% of FP17s for the same patient ID Re-attending within 3 months - Children	176	3,198	5.5%	11.8%	12.3%	11.8%
% of FP17s for the same patient ID Re-attending within 3 months - Adults	1,134	9,145	12.4%	16.6%	15.8%	15.6%
% of FP17s for the same patient ID Re-attending between 3 & 9 months - Children	2,094	3,198	65.5%	58.0%	60.1%	58.8%
% of FP17s for the same patient ID Re-attending between 3 & 9 months - Adults	5,182	9,145	56.7%	52.0%	53.3%	51.0%
% of FP17s for Band 1 Urgent Courses	895	11,648	7.7%	9.7%	9.0%	9.0%
% of FP17s Relating to Free Repair or Replacements	194	11,648	1.7%	1.1%	1.0%	0.8%
% of FP17s Relating to Continuations	59	11,648	0.5%	1.1%	1.0%	0.9%
% of Patients satisfied with the dentistry they have received	5	5	N/A	94.2%	93.8%	93.2%
% of Patients satisfied with the time they had to wait for an appointment	4	5	N/A	92.4%	89.4%	88.3%

* This is based on patients treated on this contract for their most recent course of treatment. Figures in italics indicate the base number of FP17s or Patient Questionnaire responses are less than 100. N/A is shown where the base number of responses is less than 10 during the period. % is calculated as Quantity/Base number*100

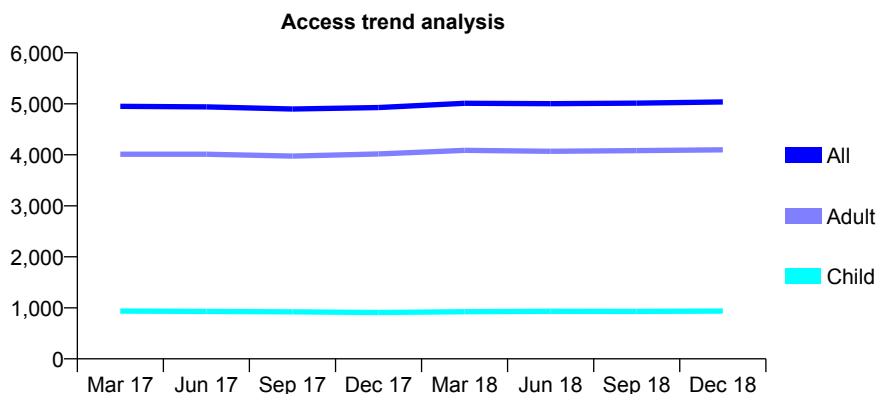
Q44 - Vital Signs At a Glance Contract Report for 106690/0001 - December 2018

Name or company name	Sankey Street Dental Practice.
Contract type name	GDS Contract
Purpose of contract	General
Contract start date	01/04/2014
Contract end date	

18/19 Contracted general activity (UDA)	14,090
Carry forward general activity (UDA)	222
18/19 Contracted orthodontic activity (UOA)	0
Carry forward orthodontic activity (UOA)	0
Baseline contract value	£310,808.50

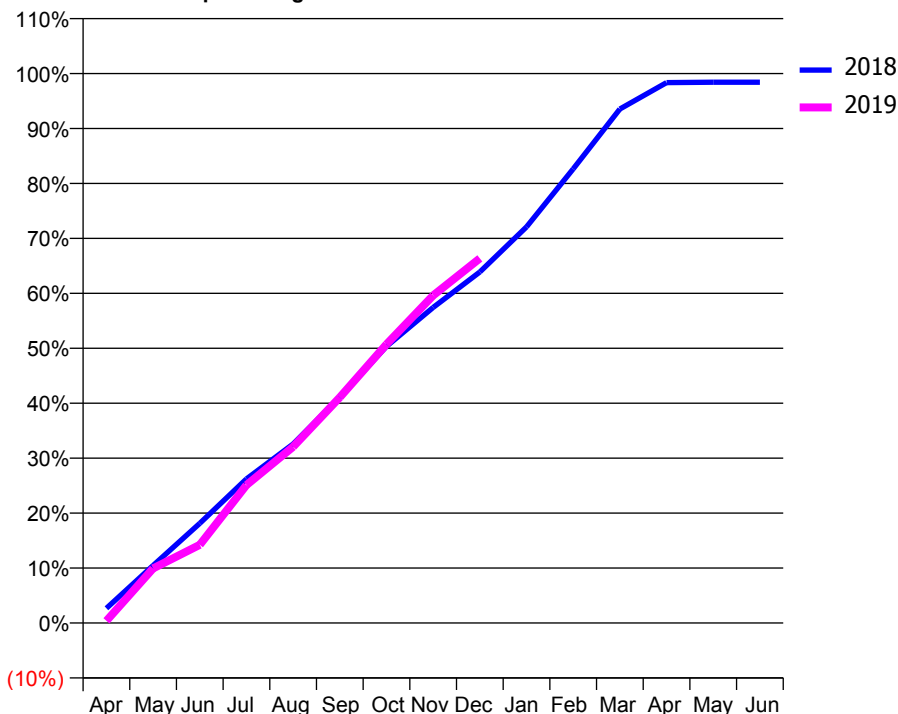
ACCESS*

Patients seen in 24 months	Total	Change since previous quarter
Quarter ending December 2017	4,926	
Quarter ending March 2018	5,011	→
Quarter ending June 2018	5,002	→
Quarter ending September 2018	5,013	→
Quarter ending December 2018	5,037	→
Variance since December 2017	2.3%	↑



ACTIVITY

Cumulative percentage of contracted UDA delivered 2018 & 2019



Month	Adjusted Scheduled Activity (UDA)	
	2018	2019
April	376	57
May	1,474	1,400
June	2,555	2,006
July	3,694	3,538
August	4,589	4,518
September	5,795	5,787
October	7,093	7,147
November	8,091	8,400
December	9,002	9,350
January	10,158	
February	11,644	
March	13,178	
April	13,858	
May	13,868	
June	13,868	

QUALITY

	Quantity	Base Number	Contract	AT	Region	England
% of FP17s for the same patient ID Re-attending within 3 months - Children	69	948	7.3%	11.8%	12.3%	11.8%
% of FP17s for the same patient ID Re-attending within 3 months - Adults	595	3,968	15.0%	16.6%	15.8%	15.6%
% of FP17s for the same patient ID Re-attending between 3 & 9 months - Children	494	948	52.1%	58.0%	60.1%	58.8%
% of FP17s for the same patient ID Re-attending between 3 & 9 months - Adults	1,902	3,968	47.9%	52.0%	53.3%	51.0%
% of FP17s for Band 1 Urgent Courses	343	4,287	8.0%	9.7%	9.0%	9.0%
% of FP17s Relating to Free Repair or Replacements	93	4,287	2.2%	1.1%	1.0%	0.8%
% of FP17s Relating to Continuations	16	4,287	0.4%	1.1%	1.0%	0.9%
% of Patients satisfied with the dentistry they have received	2	3	N/A	94.2%	93.8%	93.2%
% of Patients satisfied with the time they had to wait for an appointment	2	3	N/A	92.4%	89.4%	88.3%

* This is based on patients treated on this contract for their most recent course of treatment. Figures in italics indicate the base number of FP17s or Patient Questionnaire responses are less than 100. N/A is shown where the base number of responses is less than 10 during the period. % is calculated as Quantity/Base number*100

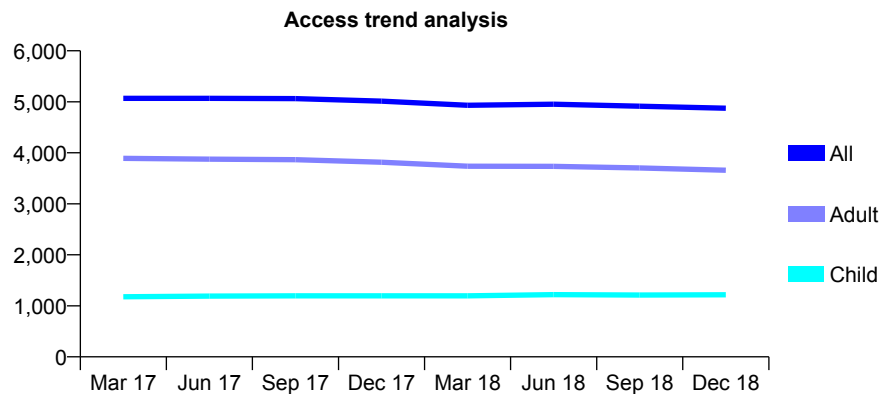
Q44 - Vital Signs At a Glance Contract Report for 106976/0001 - December 2018

Name or company name	Greasby Dental Centre
Contract type name	GDS Contract
Purpose of contract	General
Contract start date	01/08/2009
Contract end date	

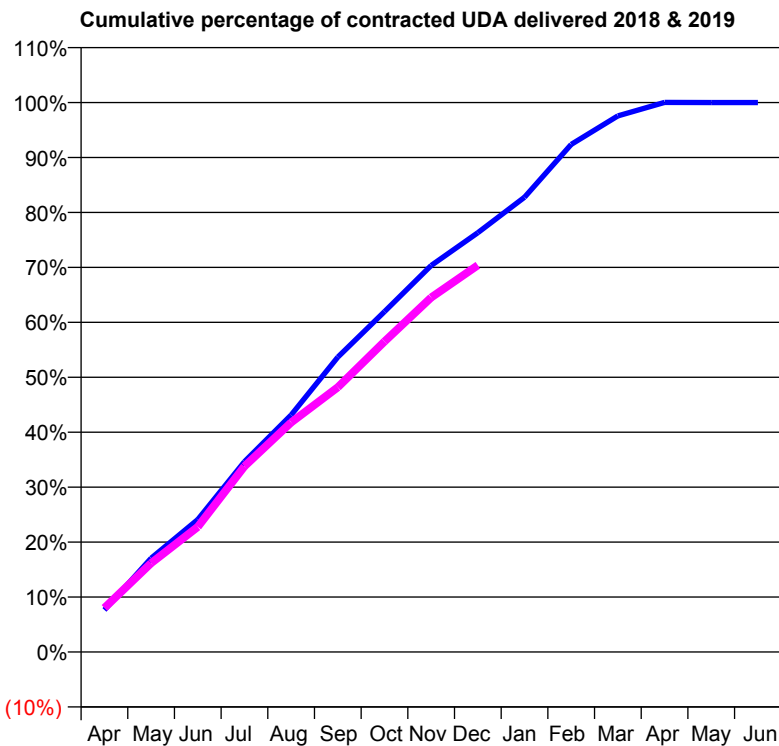
18/19 Contracted general activity (UDA)	14,380
Carry forward general activity (UDA)	0
18/19 Contracted orthodontic activity (UOA)	0
Carry forward orthodontic activity (UOA)	0
Baseline contract value	£400,379.06

ACCESS*

Patients seen in 24 months	Total	Change since previous quarter
Quarter ending December 2017	5,012	
Quarter ending March 2018	4,932	↓
Quarter ending June 2018	4,954	→
Quarter ending September 2018	4,913	→
Quarter ending December 2018	4,875	→
Variance since December 2017	(2.7%)	↓



ACTIVITY



Month	Adjusted Scheduled Activity (UDA)	
	2018	2019
April	1,124	1,152
May	2,502	2,324
June	3,536	3,274
July	5,078	4,858
August	6,325	6,006
September	7,870	6,929
October	9,084	8,127
November	10,314	9,277
December	11,189	10,122
January	12,138	
February	13,545	
March	14,307	
April	14,665	
May	14,664	
June	14,664	

QUALITY

	Quantity	Base Number	Contract	AT	Region	England
% of FP17s for the same patient ID Re-attending within 3 months - Children	62	1,390	4.5%	11.8%	12.3%	11.8%
% of FP17s for the same patient ID Re-attending within 3 months - Adults	641	4,289	14.9%	16.6%	15.8%	15.6%
% of FP17s for the same patient ID Re-attending between 3 & 9 months - Children	876	1,390	63.0%	58.0%	60.1%	58.8%
% of FP17s for the same patient ID Re-attending between 3 & 9 months - Adults	2,305	4,289	53.7%	52.0%	53.3%	51.0%
% of FP17s for Band 1 Urgent Courses	501	5,494	9.1%	9.7%	9.0%	9.0%
% of FP17s Relating to Free Repair or Replacements	69	5,494	1.3%	1.1%	1.0%	0.8%
% of FP17s Relating to Continuations	80	5,494	1.5%	1.1%	1.0%	0.9%
% of Patients satisfied with the dentistry they have received	3	4	N/A	94.2%	93.8%	93.2%
% of Patients satisfied with the time they had to wait for an appointment	4	4	N/A	92.4%	89.4%	88.3%

* This is based on patients treated on this contract for their most recent course of treatment. Figures in italics indicate the base number of FP17s or Patient Questionnaire responses are less than 100. N/A is shown where the base number of responses is less than 10 during the period. % is calculated as Quantity/Base number*100

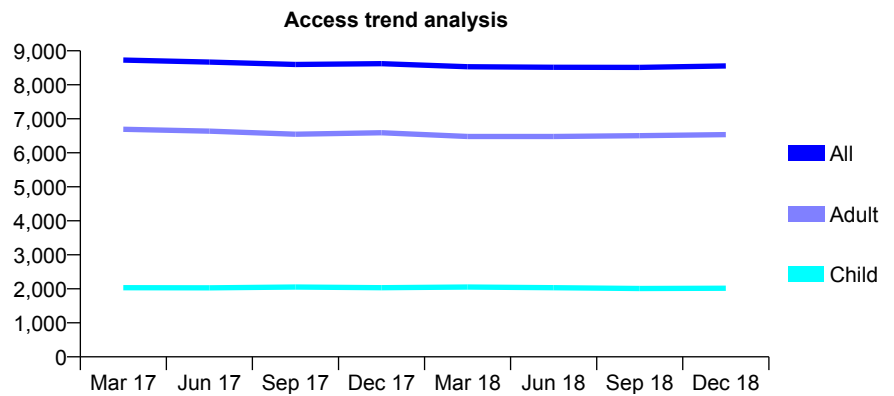
Q44 - Vital Signs At a Glance Contract Report for 107271/0001 - December 2018

Name or company name	Pooltown Dental
Contract type name	GDS Contract
Purpose of contract	General
Contract start date	01/04/2009
Contract end date	

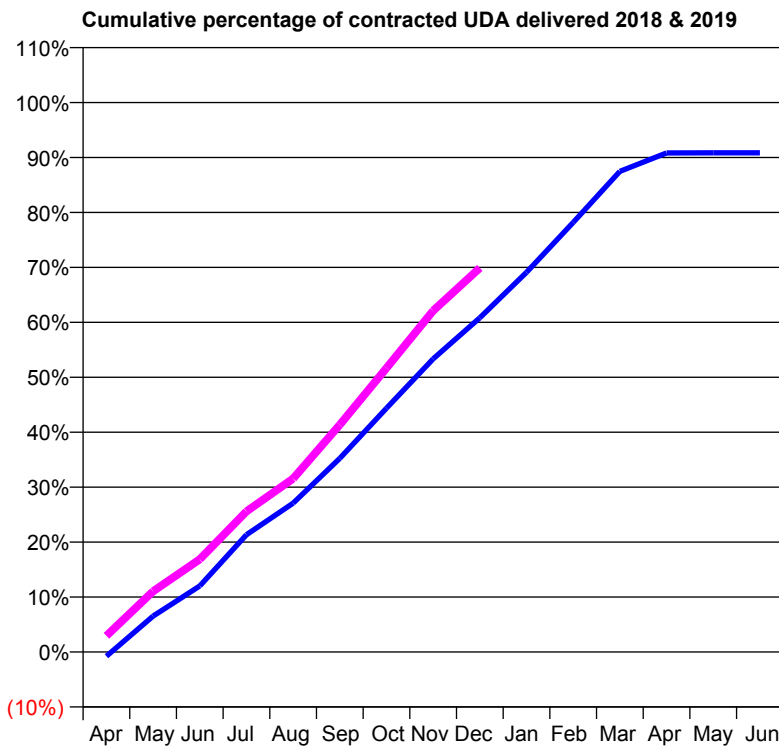
18/19 Contracted general activity (UDA)	23,695
Carry forward general activity (UDA)	0
18/19 Contracted orthodontic activity (UOA)	0
Carry forward orthodontic activity (UOA)	0
Baseline contract value	£718,224.93

ACCESS*

Patients seen in 24 months	Total	Change since previous quarter
Quarter ending December 2017	8,623	
Quarter ending March 2018	8,531	↓
Quarter ending June 2018	8,515	→
Quarter ending September 2018	8,511	→
Quarter ending December 2018	8,554	→
Variance since December 2017	(0.8%)	→



ACTIVITY



Month	Adjusted Scheduled Activity (UDA)	
	2018	2019
April	-184	696
May	1,550	2,617
June	2,847	4,001
July	5,059	6,064
August	6,419	7,479
September	8,354	9,802
October	10,516	12,246
November	12,643	14,715
December	14,415	16,565
January	16,375	
February	18,521	
March	20,724	
April	21,518	
May	21,524	
June	21,524	

QUALITY

	Quantity	Base Number	Contract	AT	Region	England
% of FP17s for the same patient ID Re-attending within 3 months - Children	217	2,034	10.7%	11.8%	12.3%	11.8%
% of FP17s for the same patient ID Re-attending within 3 months - Adults	1,286	5,909	21.8%	16.6%	15.8%	15.6%
% of FP17s for the same patient ID Re-attending between 3 & 9 months - Children	963	2,034	47.3%	58.0%	60.1%	58.8%
% of FP17s for the same patient ID Re-attending between 3 & 9 months - Adults	1,894	5,909	32.1%	52.0%	53.3%	51.0%
% of FP17s for Band 1 Urgent Courses	1,426	7,619	18.7%	9.7%	9.0%	9.0%
% of FP17s Relating to Free Repair or Replacements	48	7,619	0.6%	1.1%	1.0%	0.8%
% of FP17s Relating to Continuations	170	7,619	2.2%	1.1%	1.0%	0.9%
% of Patients satisfied with the dentistry they have received	5	5	N/A	94.2%	93.8%	93.2%
% of Patients satisfied with the time they had to wait for an appointment	4	5	N/A	92.4%	89.4%	88.3%

* This is based on patients treated on this contract for their most recent course of treatment. Figures in italics indicate the base number of FP17s or Patient Questionnaire responses are less than 100. N/A is shown where the base number of responses is less than 10 during the period. % is calculated as Quantity/Base number*100

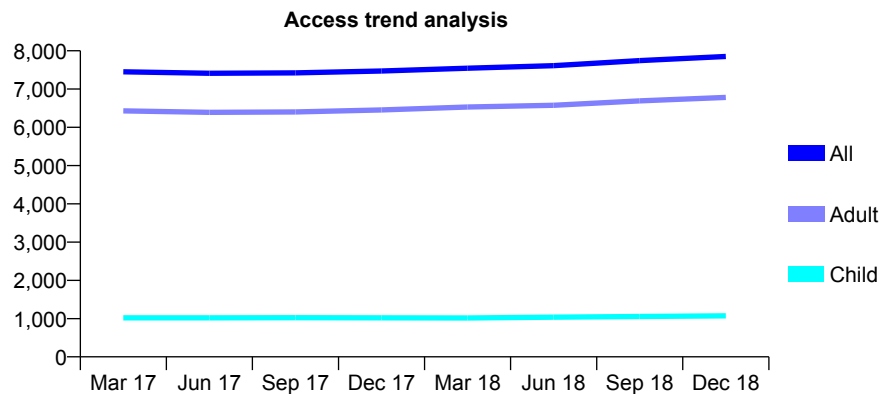
Q44 - Vital Signs At a Glance Contract Report for 107468/0001 - December 2018

Name or company name	Foregate Street Dental Clinic
Contract type name	GDS Contract
Purpose of contract	General
Contract start date	01/04/2009
Contract end date	

18/19 Contracted general activity (UDA)	24,100
Carry forward general activity (UDA)	579
18/19 Contracted orthodontic activity (UOA)	0
Carry forward orthodontic activity (UOA)	0
Baseline contract value	£588,756.82

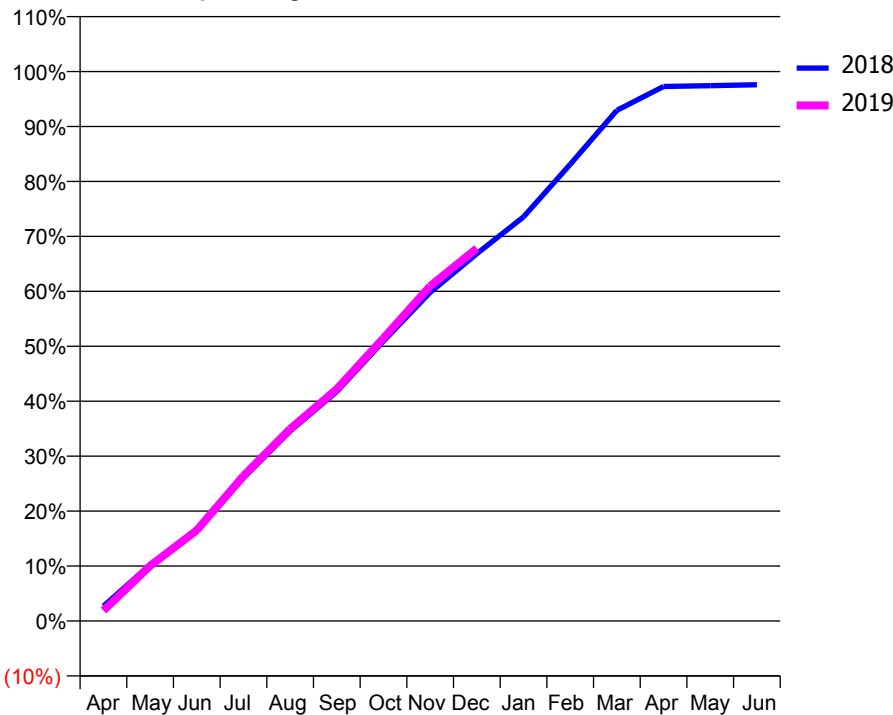
ACCESS*

Patients seen in 24 months	Total	Change since previous quarter
Quarter ending December 2017	7,473	
Quarter ending March 2018	7,545	→
Quarter ending June 2018	7,613	→
Quarter ending September 2018	7,745	→
Quarter ending December 2018	7,852	→
Variance since December 2017	5.1%	↑



ACTIVITY

Cumulative percentage of contracted UDA delivered 2018 & 2019



Month	Adjusted Scheduled Activity (UDA)	
	2018	2019
April	653	460
May	2,466	2,421
June	3,959	3,979
July	6,278	6,367
August	8,329	8,425
September	10,062	10,173
October	12,276	12,409
November	14,412	14,691
December	16,110	16,342
January	17,721	
February	20,027	
March	22,399	
April	23,442	
May	23,479	
June	23,521	

QUALITY

	Quantity	Base Number	Contract	AT	Region	England
% of FP17s for the same patient ID Re-attending within 3 months - Children	94	1,190	7.9%	11.8%	12.3%	11.8%
% of FP17s for the same patient ID Re-attending within 3 months - Adults	1,279	7,980	16.0%	16.6%	15.8%	15.6%
% of FP17s for the same patient ID Re-attending between 3 & 9 months - Children	671	1,190	56.4%	58.0%	60.1%	58.8%
% of FP17s for the same patient ID Re-attending between 3 & 9 months - Adults	4,550	7,980	57.0%	52.0%	53.3%	51.0%
% of FP17s for Band 1 Urgent Courses	983	8,680	11.3%	9.7%	9.0%	9.0%
% of FP17s Relating to Free Repair or Replacements	89	8,680	1.0%	1.1%	1.0%	0.8%
% of FP17s Relating to Continuations	78	8,680	0.9%	1.1%	1.0%	0.9%
% of Patients satisfied with the dentistry they have received	6	6	N/A	94.2%	93.8%	93.2%
% of Patients satisfied with the time they had to wait for an appointment	6	6	N/A	92.4%	89.4%	88.3%

* This is based on patients treated on this contract for their most recent course of treatment. Figures in italics indicate the base number of FP17s or Patient Questionnaire responses are less than 100. N/A is shown where the base number of responses is less than 10 during the period. % is calculated as Quantity/Base number*100

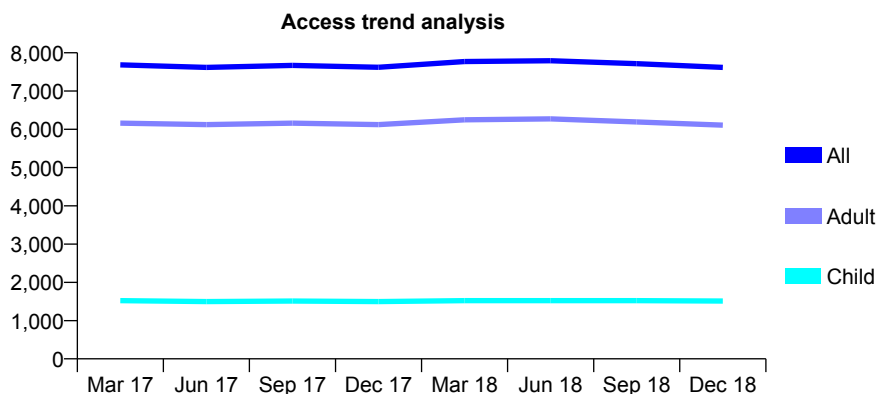
Q44 - Vital Signs At a Glance Contract Report for 107689/0001 - December 2018

Name or company name	Glencairn Dental Practice
Contract type name	GDS Contract
Purpose of contract	General
Contract start date	01/08/2006
Contract end date	

18/19 Contracted general activity (UDA)	21,897
Carry forward general activity (UDA)	0
18/19 Contracted orthodontic activity (UOA)	0
Carry forward orthodontic activity (UOA)	0
Baseline contract value	£615,175.71

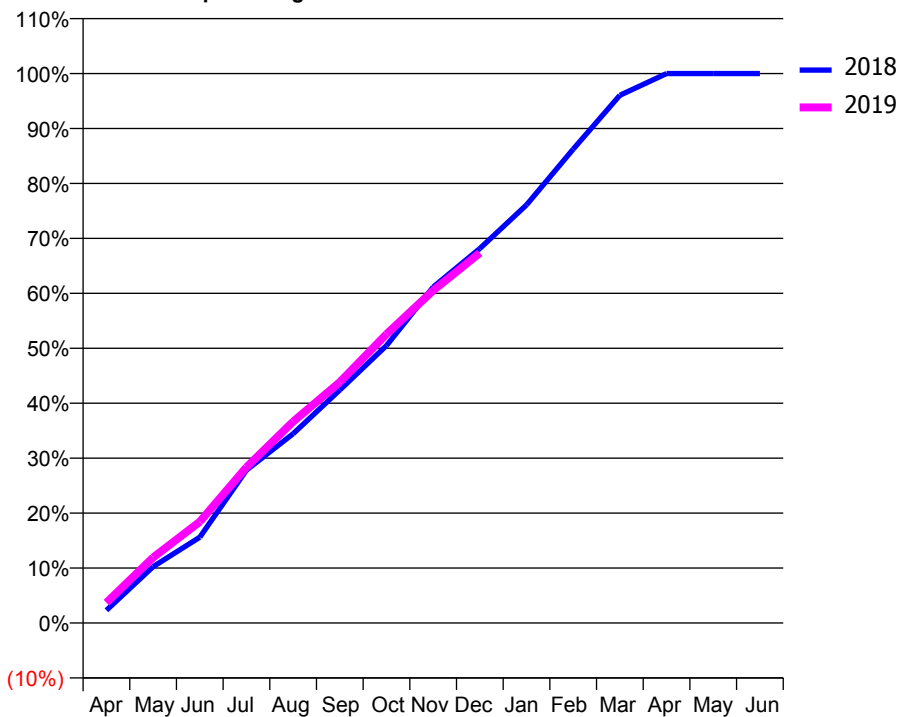
ACCESS*

Patients seen in 24 months	Total	Change since previous quarter
Quarter ending December 2017	7,621	
Quarter ending March 2018	7,771	→
Quarter ending June 2018	7,794	→
Quarter ending September 2018	7,715	↓
Quarter ending December 2018	7,620	↓
Variance since December 2017	(0.0%)	→



ACTIVITY

Cumulative percentage of contracted UDA delivered 2018 & 2019



Month	Adjusted Scheduled Activity (UDA)	
	2018	2019
April	508	812
May	2,247	2,614
June	3,423	4,034
July	6,100	6,208
August	7,554	8,026
September	9,302	9,597
October	11,075	11,510
November	13,408	13,250
December	14,945	14,749
January	16,689	
February	18,911	
March	21,063	
April	21,928	
May	21,929	
June	21,932	

QUALITY

	Quantity	Base Number	Contract	AT	Region	England
% of FP17s for the same patient ID Re-attending within 3 months - Children	263	1,929	13.6%	11.8%	12.3%	11.8%
% of FP17s for the same patient ID Re-attending within 3 months - Adults	1,267	6,938	18.3%	16.6%	15.8%	15.6%
% of FP17s for the same patient ID Re-attending between 3 & 9 months - Children	1,142	1,929	59.2%	58.0%	60.1%	58.8%
% of FP17s for the same patient ID Re-attending between 3 & 9 months - Adults	3,946	6,938	56.9%	52.0%	53.3%	51.0%
% of FP17s for Band 1 Urgent Courses	1,111	8,147	13.6%	9.7%	9.0%	9.0%
% of FP17s Relating to Free Repair or Replacements	240	8,147	2.9%	1.1%	1.0%	0.8%
% of FP17s Relating to Continuations	87	8,147	1.1%	1.1%	1.0%	0.9%
% of Patients satisfied with the dentistry they have received	5	7	N/A	94.2%	93.8%	93.2%
% of Patients satisfied with the time they had to wait for an appointment	5	7	N/A	92.4%	89.4%	88.3%

* This is based on patients treated on this contract for their most recent course of treatment. Figures in italics indicate the base number of FP17s or Patient Questionnaire responses are less than 100. N/A is shown where the base number of responses is less than 10 during the period. % is calculated as Quantity/Base number*100

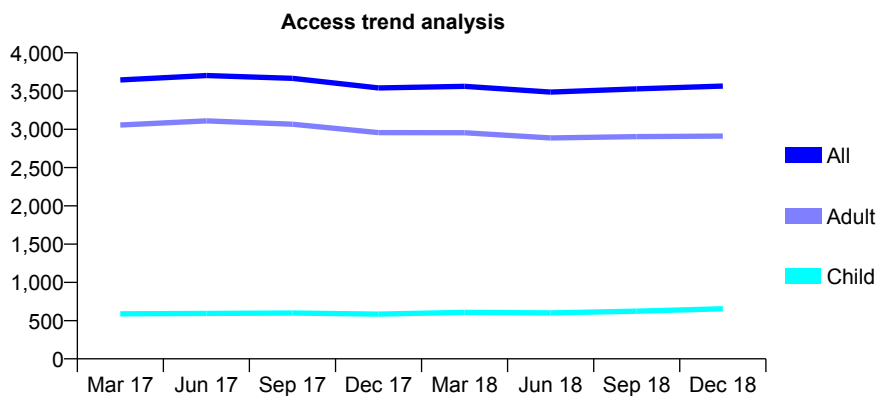
Q44 - Vital Signs At a Glance Contract Report for 108170/0001 - December 2018

Name or company name	Kingsway Dental Practice
Contract type name	GDS Contract
Purpose of contract	General
Contract start date	01/07/2015
Contract end date	

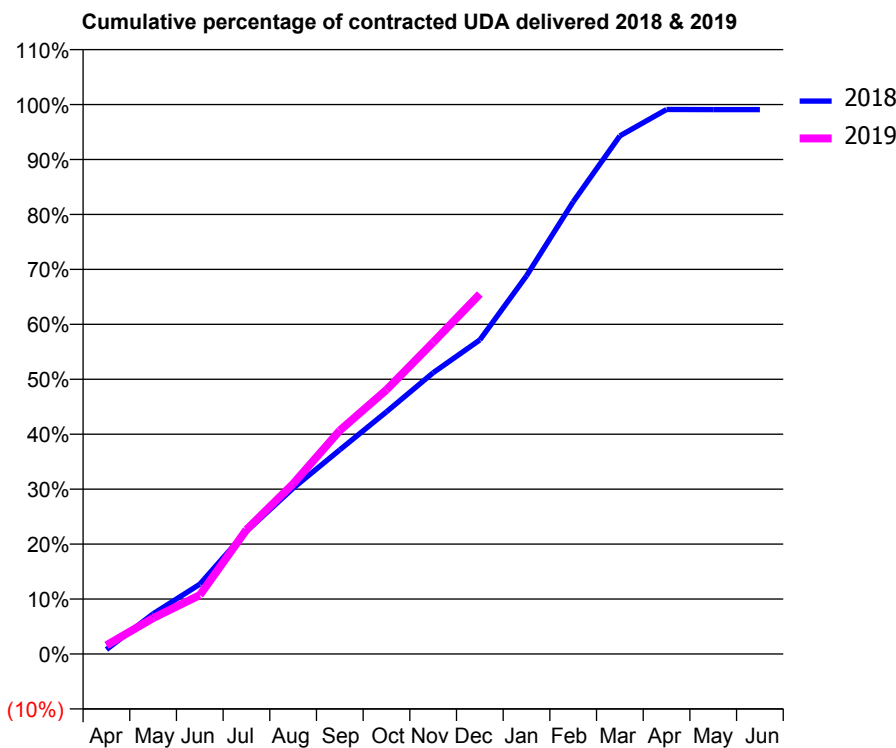
18/19 Contracted general activity (UDA)	12,770
Carry forward general activity (UDA)	118
18/19 Contracted orthodontic activity (UOA)	0
Carry forward orthodontic activity (UOA)	0
Baseline contract value	£309,648.06

ACCESS*

Patients seen in 24 months	Total	Change since previous quarter
Quarter ending December 2017	3,541	
Quarter ending March 2018	3,562	→
Quarter ending June 2018	3,487	↓
Quarter ending September 2018	3,528	→
Quarter ending December 2018	3,566	→
Variance since December 2017	0.7%	→



ACTIVITY



Adjusted Scheduled Activity (UDA)		
Month	2018	2019
April	103	203
May	934	836
June	1,621	1,367
July	2,851	2,888
August	3,853	3,956
September	4,746	5,197
October	5,631	6,139
November	6,536	7,243
December	7,299	8,366
January	8,789	
February	10,511	
March	12,041	
April	12,654	
May	12,651	
June	12,652	

QUALITY

	Quantity	Base Number	Contract	AT	Region	England
% of FP17s for the same patient ID Re-attending within 3 months - Children	53	724	7.3%	11.8%	12.3%	11.8%
% of FP17s for the same patient ID Re-attending within 3 months - Adults	621	3,511	17.7%	16.6%	15.8%	15.6%
% of FP17s for the same patient ID Re-attending between 3 & 9 months - Children	361	724	49.9%	58.0%	60.1%	58.8%
% of FP17s for the same patient ID Re-attending between 3 & 9 months - Adults	1,922	3,511	54.7%	52.0%	53.3%	51.0%
% of FP17s for Band 1 Urgent Courses	366	3,992	9.2%	9.7%	9.0%	9.0%
% of FP17s Relating to Free Repair or Replacements	47	3,992	1.2%	1.1%	1.0%	0.8%
% of FP17s Relating to Continuations	94	3,992	2.4%	1.1%	1.0%	0.9%
% of Patients satisfied with the dentistry they have received	4	4	N/A	94.2%	93.8%	93.2%
% of Patients satisfied with the time they had to wait for an appointment	4	4	N/A	92.4%	89.4%	88.3%

* This is based on patients treated on this contract for their most recent course of treatment. Figures in italics indicate the base number of FP17s or Patient Questionnaire responses are less than 100. N/A is shown where the base number of responses is less than 10 during the period. % is calculated as Quantity/Base number*100

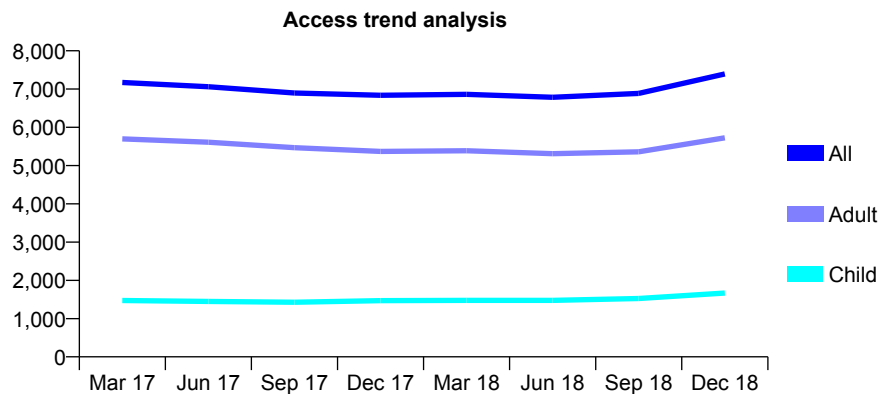
Q44 - Vital Signs At a Glance Contract Report for 108960/0001 - December 2018

Name or company name	Harbour Dental Practice
Contract type name	GDS Contract
Purpose of contract	General
Contract start date	01/01/2014
Contract end date	

18/19 Contracted general activity (UDA)	20,753
Carry forward general activity (UDA)	0
18/19 Contracted orthodontic activity (UOA)	0
Carry forward orthodontic activity (UOA)	0
Baseline contract value	£623,542.92

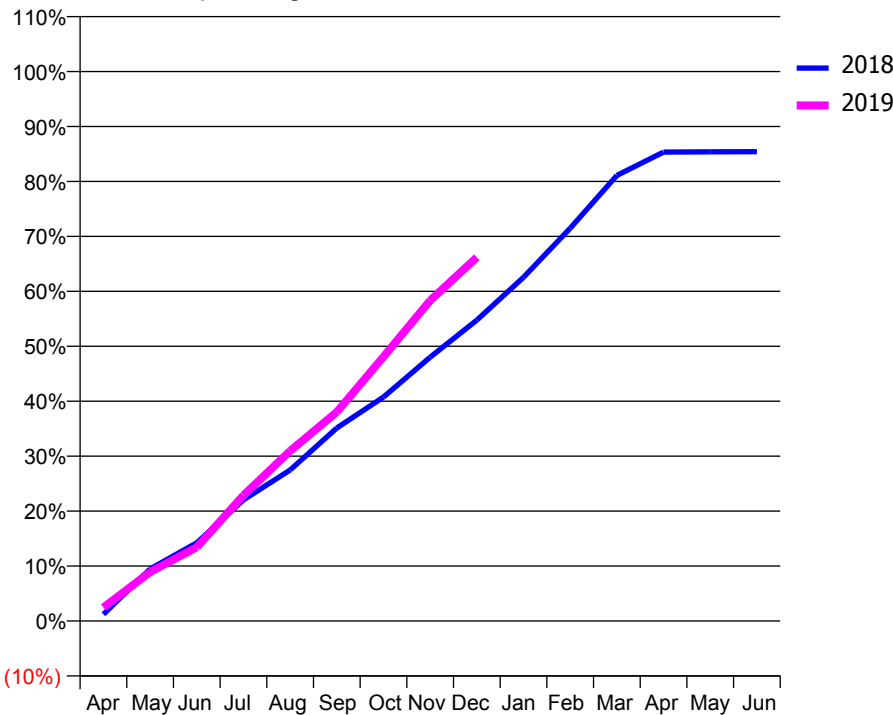
ACCESS*

Patients seen in 24 months	Total	Change since previous quarter
Quarter ending December 2017	6,839	
Quarter ending March 2018	6,863	→
Quarter ending June 2018	6,785	↓
Quarter ending September 2018	6,885	→
Quarter ending December 2018	7,394	↑
Variance since December 2017	8.1%	↑



ACTIVITY

Cumulative percentage of contracted UDA delivered 2018 & 2019



Month	Adjusted Scheduled Activity (UDA)	
	2018	2019
April	255	512
May	1,968	1,851
June	2,956	2,787
July	4,577	4,748
August	5,704	6,423
September	7,288	7,895
October	8,457	9,977
November	9,962	12,103
December	11,366	13,737
January	12,979	
February	14,834	
March	16,830	
April	17,712	
May	17,721	
June	17,727	

QUALITY

	Quantity	Base Number	Contract	AT	Region	England
% of FP17s for the same patient ID Re-attending within 3 months - Children	181	1,978	9.2%	11.8%	12.3%	11.8%
% of FP17s for the same patient ID Re-attending within 3 months - Adults	1,243	6,405	19.4%	16.6%	15.8%	15.6%
% of FP17s for the same patient ID Re-attending between 3 & 9 months - Children	1,099	1,978	55.6%	58.0%	60.1%	58.8%
% of FP17s for the same patient ID Re-attending between 3 & 9 months - Adults	3,295	6,405	51.4%	52.0%	53.3%	51.0%
% of FP17s for Band 1 Urgent Courses	723	6,705	10.8%	9.7%	9.0%	9.0%
% of FP17s Relating to Free Repair or Replacements	82	6,705	1.2%	1.1%	1.0%	0.8%
% of FP17s Relating to Continuations	120	6,705	1.8%	1.1%	1.0%	0.9%
% of Patients satisfied with the dentistry they have received	2	2	N/A	94.2%	93.8%	93.2%
% of Patients satisfied with the time they had to wait for an appointment	1	2	N/A	92.4%	89.4%	88.3%

* This is based on patients treated on this contract for their most recent course of treatment. Figures in italics indicate the base number of FP17s or Patient Questionnaire responses are less than 100. N/A is shown where the base number of responses is less than 10 during the period. % is calculated as Quantity/Base number*100

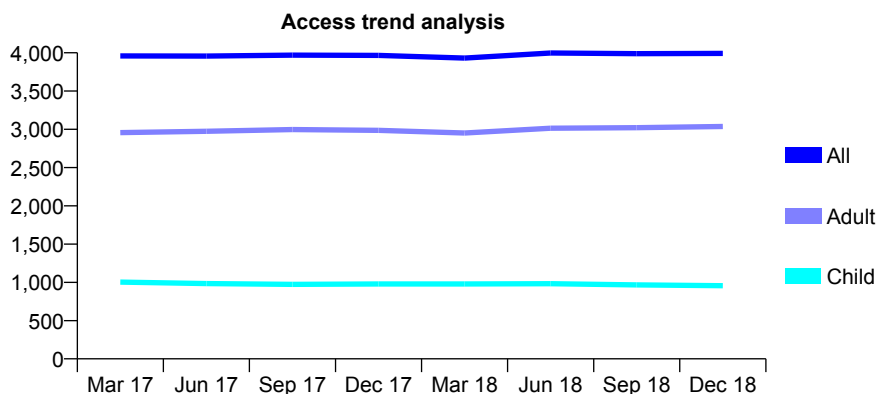
Q44 - Vital Signs At a Glance Contract Report for 109363/0001 - December 2018

Name or company name	Dane Bank House Dental Practice
Contract type name	GDS Contract
Purpose of contract	General
Contract start date	01/04/2014
Contract end date	

18/19 Contracted general activity (UDA)	13,460
Carry forward general activity (UDA)	0
18/19 Contracted orthodontic activity (UOA)	0
Carry forward orthodontic activity (UOA)	0
Baseline contract value	£325,863.98

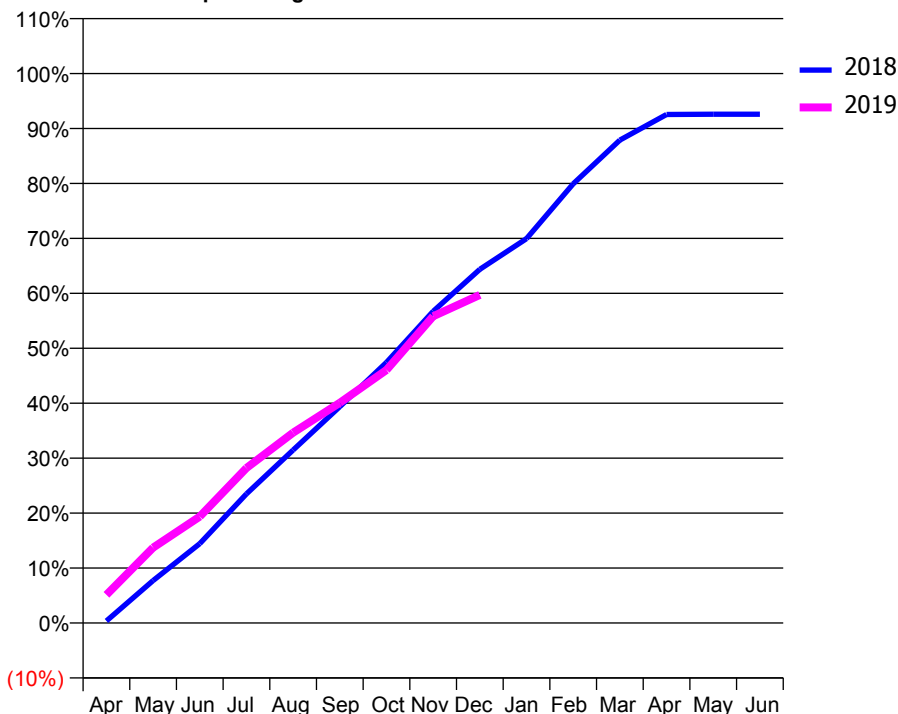
ACCESS*

Patients seen in 24 months	Total	Change since previous quarter
Quarter ending December 2017	3,966	
Quarter ending March 2018	3,931	→
Quarter ending June 2018	3,998	→
Quarter ending September 2018	3,988	→
Quarter ending December 2018	3,993	→
Variance since December 2017	0.7%	→



ACTIVITY

Cumulative percentage of contracted UDA delivered 2018 & 2019



Month	Adjusted Scheduled Activity (UDA)	
	2018	2019
April	51	691
May	1,041	1,848
June	1,944	2,607
July	3,163	3,797
August	4,237	4,661
September	5,299	5,393
October	6,385	6,197
November	7,635	7,514
December	8,664	8,035
January	9,416	
February	10,759	
March	11,829	
April	12,455	
May	12,463	
June	12,462	

QUALITY

	Quantity	Base Number	Contract	AT	Region	England
% of FP17s for the same patient ID Re-attending within 3 months - Children	54	1,136	4.8%	11.8%	12.3%	11.8%
% of FP17s for the same patient ID Re-attending within 3 months - Adults	302	3,203	9.4%	16.6%	15.8%	15.6%
% of FP17s for the same patient ID Re-attending between 3 & 9 months - Children	819	1,136	72.1%	58.0%	60.1%	58.8%
% of FP17s for the same patient ID Re-attending between 3 & 9 months - Adults	2,087	3,203	65.2%	52.0%	53.3%	51.0%
% of FP17s for Band 1 Urgent Courses	164	4,073	4.0%	9.7%	9.0%	9.0%
% of FP17s Relating to Free Repair or Replacements	66	4,073	1.6%	1.1%	1.0%	0.8%
% of FP17s Relating to Continuations	23	4,073	0.6%	1.1%	1.0%	0.9%
% of Patients satisfied with the dentistry they have received	2	2	N/A	94.2%	93.8%	93.2%
% of Patients satisfied with the time they had to wait for an appointment	1	2	N/A	92.4%	89.4%	88.3%

* This is based on patients treated on this contract for their most recent course of treatment. Figures in italics indicate the base number of FP17s or Patient Questionnaire responses are less than 100. N/A is shown where the base number of responses is less than 10 during the period. % is calculated as Quantity/Base number*100

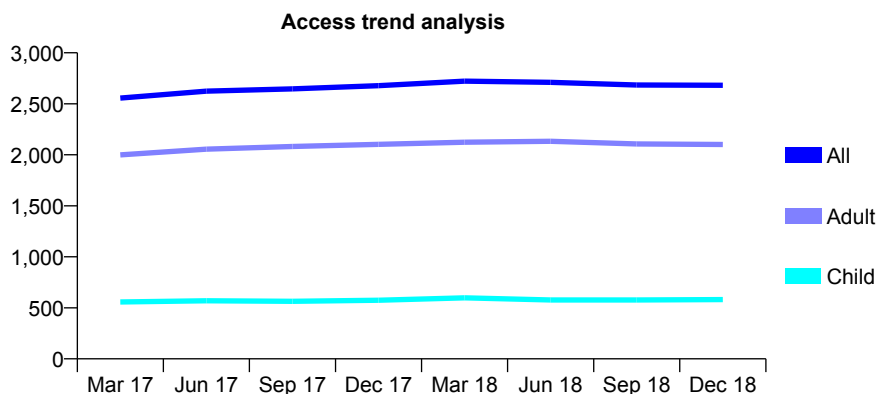
Q44 - Vital Signs At a Glance Contract Report for 109479/0001 - December 2018

Name or company name	Dental Care Neston
Contract type name	GDS Contract
Purpose of contract	General
Contract start date	16/05/2013
Contract end date	

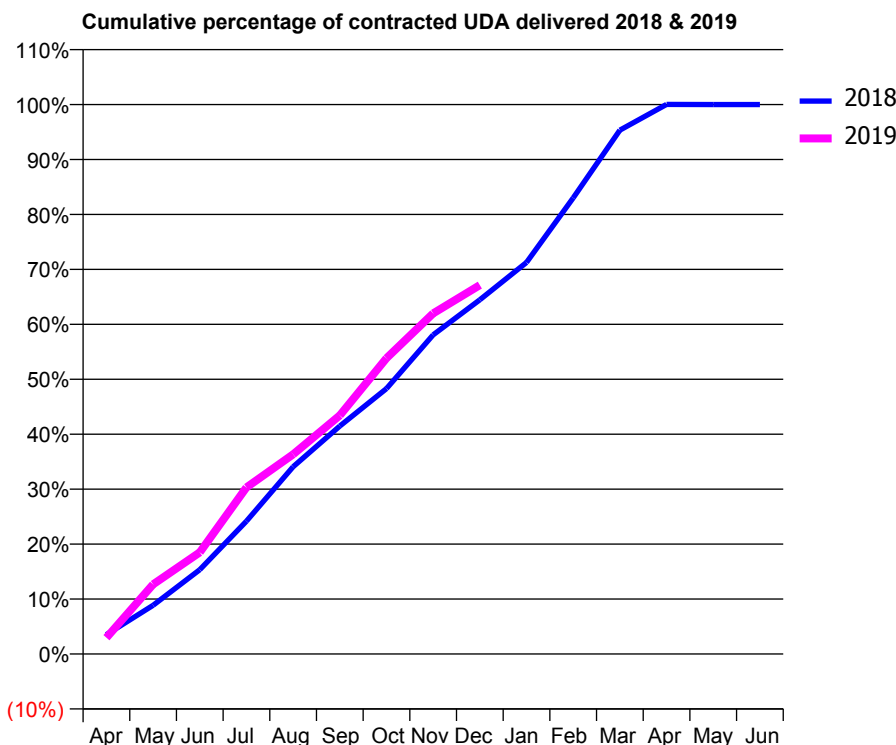
18/19 Contracted general activity (UDA)	7,195
Carry forward general activity (UDA)	0
18/19 Contracted orthodontic activity (UOA)	0
Carry forward orthodontic activity (UOA)	0
Baseline contract value	£209,072.56

ACCESS*

Patients seen in 24 months	Total	Change since previous quarter
Quarter ending December 2017	2,678	
Quarter ending March 2018	2,722	→
Quarter ending June 2018	2,710	→
Quarter ending September 2018	2,684	→
Quarter ending December 2018	2,682	→
Variance since December 2017	0.1%	→



ACTIVITY



Month	Adjusted Scheduled Activity (UDA)	
	2018	2019
April	258	214
May	648	912
June	1,122	1,331
July	1,767	2,182
August	2,491	2,615
September	3,032	3,125
October	3,529	3,874
November	4,244	4,460
December	4,710	4,830
January	5,207	
February	6,065	
March	6,965	
April	7,308	
May	7,307	
June	7,307	

QUALITY

	Quantity	Base Number	Contract	AT	Region	England
% of FP17s for the same patient ID Re-attending within 3 months - Children	90	722	12.5%	11.8%	12.3%	11.8%
% of FP17s for the same patient ID Re-attending within 3 months - Adults	462	2,462	18.8%	16.6%	15.8%	15.6%
% of FP17s for the same patient ID Re-attending between 3 & 9 months - Children	457	722	63.3%	58.0%	60.1%	58.8%
% of FP17s for the same patient ID Re-attending between 3 & 9 months - Adults	1,477	2,462	60.0%	52.0%	53.3%	51.0%
% of FP17s for Band 1 Urgent Courses	210	2,493	8.4%	9.7%	9.0%	9.0%
% of FP17s Relating to Free Repair or Replacements	45	2,493	1.8%	1.1%	1.0%	0.8%
% of FP17s Relating to Continuations	17	2,493	0.7%	1.1%	1.0%	0.9%
% of Patients satisfied with the dentistry they have received	4	4	N/A	94.2%	93.8%	93.2%
% of Patients satisfied with the time they had to wait for an appointment	4	4	N/A	92.4%	89.4%	88.3%

* This is based on patients treated on this contract for their most recent course of treatment. Figures in italics indicate the base number of FP17s or Patient Questionnaire responses are less than 100. N/A is shown where the base number of responses is less than 10 during the period. % is calculated as Quantity/Base number*100

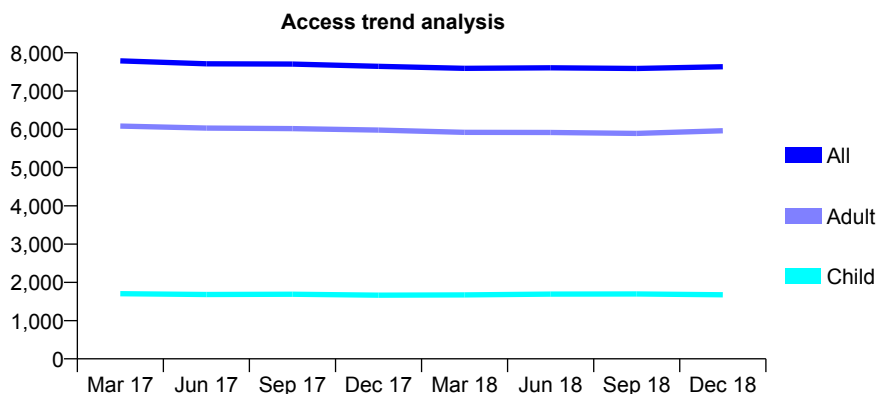
Q44 - Vital Signs At a Glance Contract Report for 109886/0001 - December 2018

Name or company name	Eastham Dental Practice
Contract type name	GDS Contract
Purpose of contract	General
Contract start date	01/04/2006
Contract end date	

18/19 Contracted general activity (UDA)	22,917
Carry forward general activity (UDA)	0
18/19 Contracted orthodontic activity (UOA)	0
Carry forward orthodontic activity (UOA)	0
Baseline contract value	£685,868.09

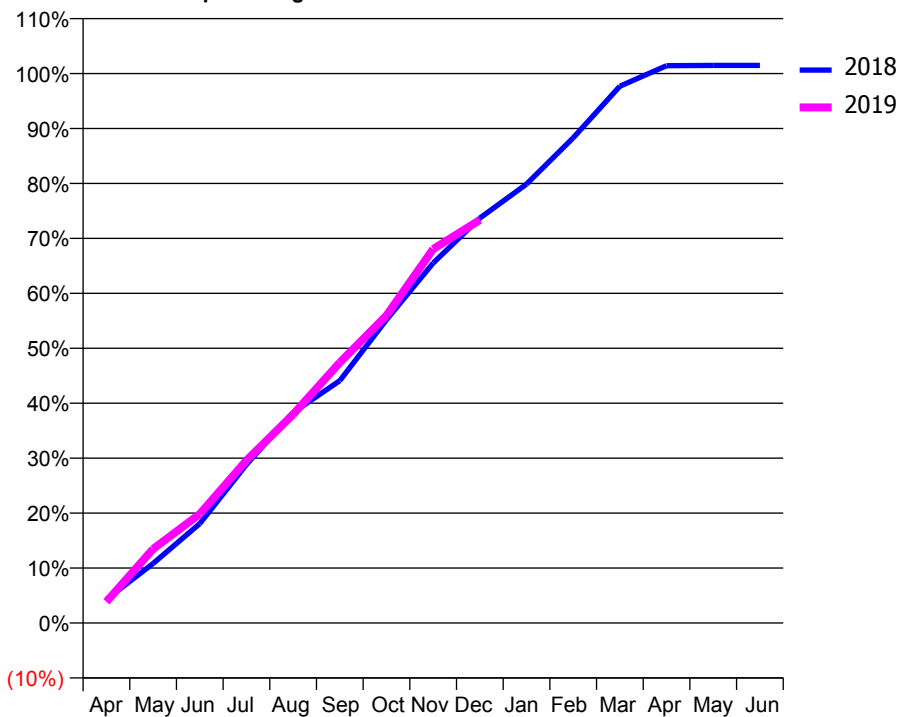
ACCESS*

Patients seen in 24 months	Total	Change since previous quarter
Quarter ending December 2017	7,645	
Quarter ending March 2018	7,593	→
Quarter ending June 2018	7,609	→
Quarter ending September 2018	7,589	→
Quarter ending December 2018	7,636	→
Variance since December 2017	(0.1%)	→



ACTIVITY

Cumulative percentage of contracted UDA delivered 2018 & 2019



Month	2018	2019
April	988	887
May	2,489	3,090
June	4,153	4,549
July	6,618	6,783
August	8,788	8,699
September	10,119	10,864
October	12,664	12,826
November	15,035	15,597
December	16,908	16,809
January	18,332	
February	20,264	
March	22,416	
April	23,272	
May	23,288	
June	23,285	

QUALITY

	Quantity	Base Number	Contract	AT	Region	England
% of FP17s for the same patient ID Re-attending within 3 months - Children	145	1,991	7.3%	11.8%	12.3%	11.8%
% of FP17s for the same patient ID Re-attending within 3 months - Adults	941	6,711	14.0%	16.6%	15.8%	15.6%
% of FP17s for the same patient ID Re-attending between 3 & 9 months - Children	1,221	1,991	61.3%	58.0%	60.1%	58.8%
% of FP17s for the same patient ID Re-attending between 3 & 9 months - Adults	4,200	6,711	62.6%	52.0%	53.3%	51.0%
% of FP17s for Band 1 Urgent Courses	754	7,775	9.7%	9.7%	9.0%	9.0%
% of FP17s Relating to Free Repair or Replacements	77	7,775	1.0%	1.1%	1.0%	0.8%
% of FP17s Relating to Continuations	99	7,775	1.3%	1.1%	1.0%	0.9%
% of Patients satisfied with the dentistry they have received	5	6	N/A	94.2%	93.8%	93.2%
% of Patients satisfied with the time they had to wait for an appointment	6	6	N/A	92.4%	89.4%	88.3%

* This is based on patients treated on this contract for their most recent course of treatment. Figures in italics indicate the base number of FP17s or Patient Questionnaire responses are less than 100. N/A is shown where the base number of responses is less than 10 during the period. % is calculated as Quantity/Base number*100

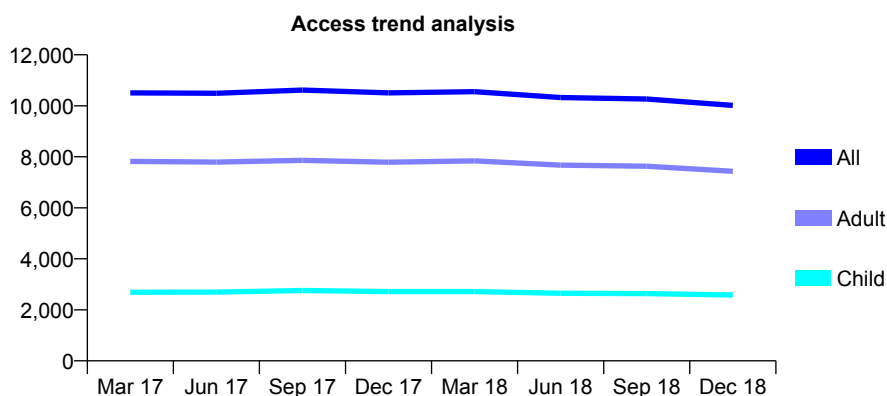
Q44 - Vital Signs At a Glance Contract Report for 11236/0001 - December 2018

Name or company name	Padgate (No 1) Limited
Contract type name	GDS Contract
Purpose of contract	General
Contract start date	01/11/2007
Contract end date	

18/19 Contracted general activity (UDA)	28,655
Carry forward general activity (UDA)	48
18/19 Contracted orthodontic activity (UOA)	0
Carry forward orthodontic activity (UOA)	0
Baseline contract value	£823,669.04

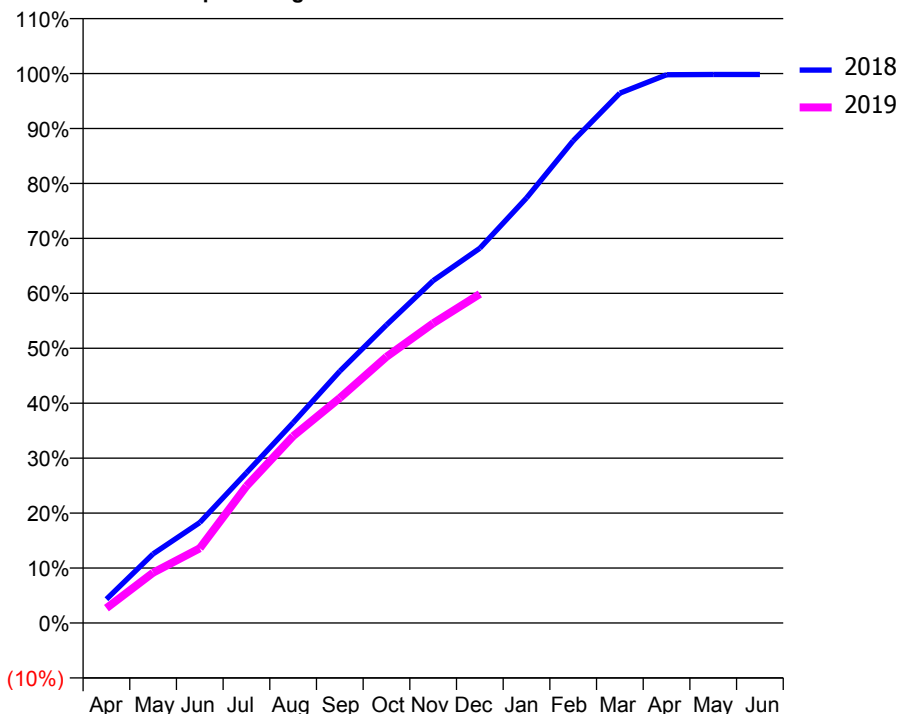
ACCESS*

Patients seen in 24 months	Total	Change since previous quarter
Quarter ending December 2017	10,505	
Quarter ending March 2018	10,554	→
Quarter ending June 2018	10,322	↓
Quarter ending September 2018	10,268	→
Quarter ending December 2018	10,016	↓
Variance since December 2017	(4.7%)	↓



ACTIVITY

Cumulative percentage of contracted UDA delivered 2018 & 2019



QUALITY

	Quantity	Base Number	Contract	AT	Region	England
% of FP17s for the same patient ID Re-attending within 3 months - Children	133	2,144	6.2%	11.8%	12.3%	11.8%
% of FP17s for the same patient ID Re-attending within 3 months - Adults	666	5,846	11.4%	16.6%	15.8%	15.6%
% of FP17s for the same patient ID Re-attending between 3 & 9 months - Children	1,004	2,144	46.8%	58.0%	60.1%	58.8%
% of FP17s for the same patient ID Re-attending between 3 & 9 months - Adults	2,657	5,846	45.4%	52.0%	53.3%	51.0%
% of FP17s for Band 1 Urgent Courses	408	7,604	5.4%	9.7%	9.0%	9.0%
% of FP17s Relating to Free Repair or Replacements	44	7,604	0.6%	1.1%	1.0%	0.8%
% of FP17s Relating to Continuations	113	7,604	1.5%	1.1%	1.0%	0.9%
% of Patients satisfied with the dentistry they have received	2	2	N/A	94.2%	93.8%	93.2%
% of Patients satisfied with the time they had to wait for an appointment	1	2	N/A	92.4%	89.4%	88.3%

* This is based on patients treated on this contract for their most recent course of treatment. Figures in italics indicate the base number of FP17s or Patient Questionnaire responses are less than 100. N/A is shown where the base number of responses is less than 10 during the period. % is calculated as Quantity/Base number*100

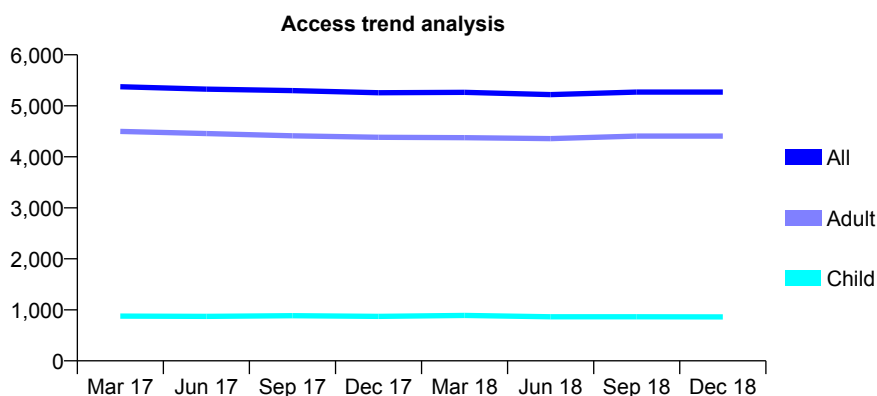
Q44 - Vital Signs At a Glance Contract Report for 114162/0001 - December 2018

Name or company name	Bankhouse Dental Practice
Contract type name	GDS Contract
Purpose of contract	General
Contract start date	01/04/2009
Contract end date	

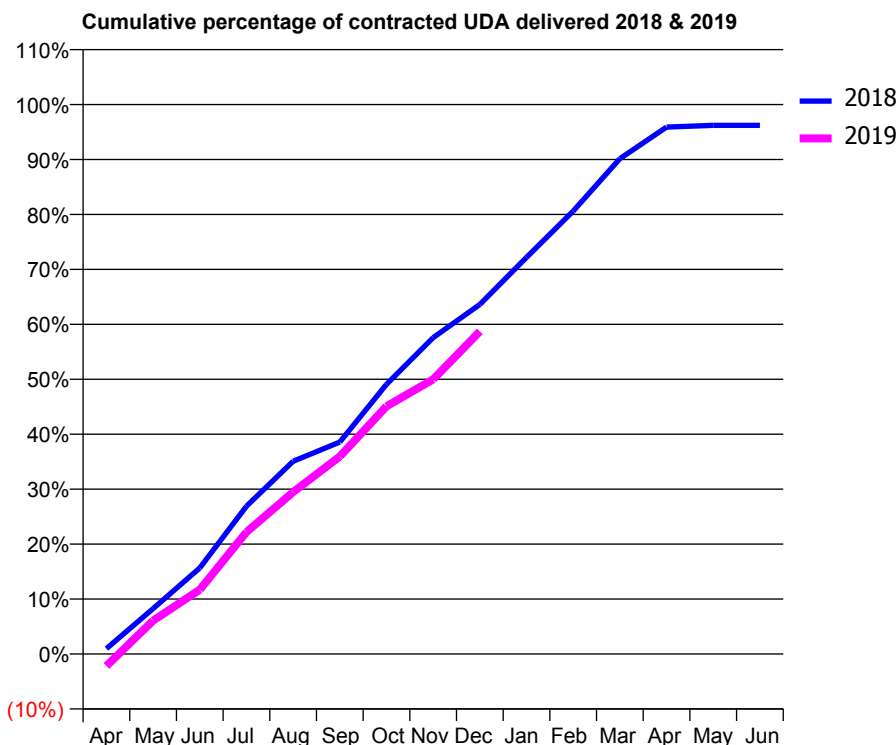
18/19 Contracted general activity (UDA)	13,669
Carry forward general activity (UDA)	517
18/19 Contracted orthodontic activity (UOA)	0
Carry forward orthodontic activity (UOA)	0
Baseline contract value	£330,603.29

ACCESS*

Patients seen in 24 months	Total	Change since previous quarter
Quarter ending December 2017	5,256	
Quarter ending March 2018	5,265	→
Quarter ending June 2018	5,219	→
Quarter ending September 2018	5,269	→
Quarter ending December 2018	5,269	→
Variance since December 2017	0.2%	→



ACTIVITY



Month	Adjusted Scheduled Activity (UDA)	
	2018	2019
April	134	-300
May	1,131	831
June	2,141	1,602
July	3,676	3,035
August	4,793	4,028
September	5,274	4,915
October	6,710	6,160
November	7,869	6,832
December	8,696	8,025
January	9,865	
February	11,018	
March	12,323	
April	13,107	
May	13,149	
June	13,152	

QUALITY

	Quantity	Base Number	Contract	AT	Region	England
% of FP17s for the same patient ID Re-attending within 3 months - Children	58	786	7.4%	11.8%	12.3%	11.8%
% of FP17s for the same patient ID Re-attending within 3 months - Adults	517	4,074	12.7%	16.6%	15.8%	15.6%
% of FP17s for the same patient ID Re-attending between 3 & 9 months - Children	380	786	48.3%	58.0%	60.1%	58.8%
% of FP17s for the same patient ID Re-attending between 3 & 9 months - Adults	1,890	4,074	46.4%	52.0%	53.3%	51.0%
% of FP17s for Band 1 Urgent Courses	356	3,718	9.6%	9.7%	9.0%	9.0%
% of FP17s Relating to Free Repair or Replacements	17	3,718	0.5%	1.1%	1.0%	0.8%
% of FP17s Relating to Continuations	41	3,718	1.1%	1.1%	1.0%	0.9%
% of Patients satisfied with the dentistry they have received	3	3	N/A	94.2%	93.8%	93.2%
% of Patients satisfied with the time they had to wait for an appointment	3	3	N/A	92.4%	89.4%	88.3%

* This is based on patients treated on this contract for their most recent course of treatment. Figures in italics indicate the base number of FP17s or Patient Questionnaire responses are less than 100. N/A is shown where the base number of responses is less than 10 during the period. % is calculated as Quantity/Base number*100

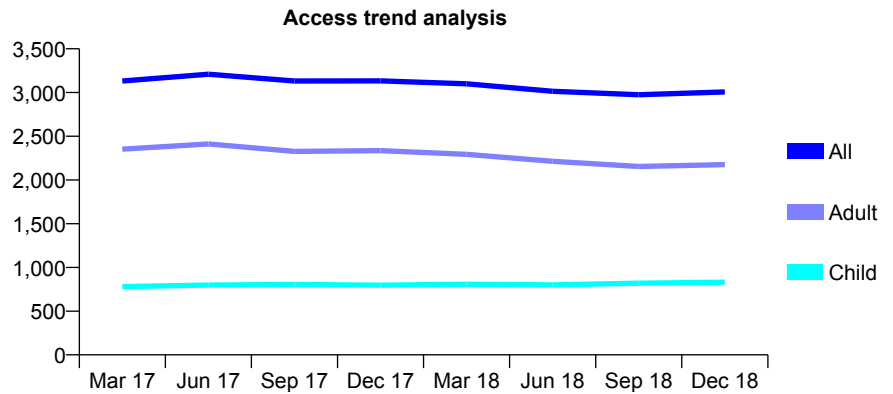
Q44 - Vital Signs At a Glance Contract Report for 115819/0001 - December 2018

Name or company name	Cotswold Dental Practice
Contract type name	GDS Contract
Purpose of contract	General
Contract start date	01/07/2015
Contract end date	

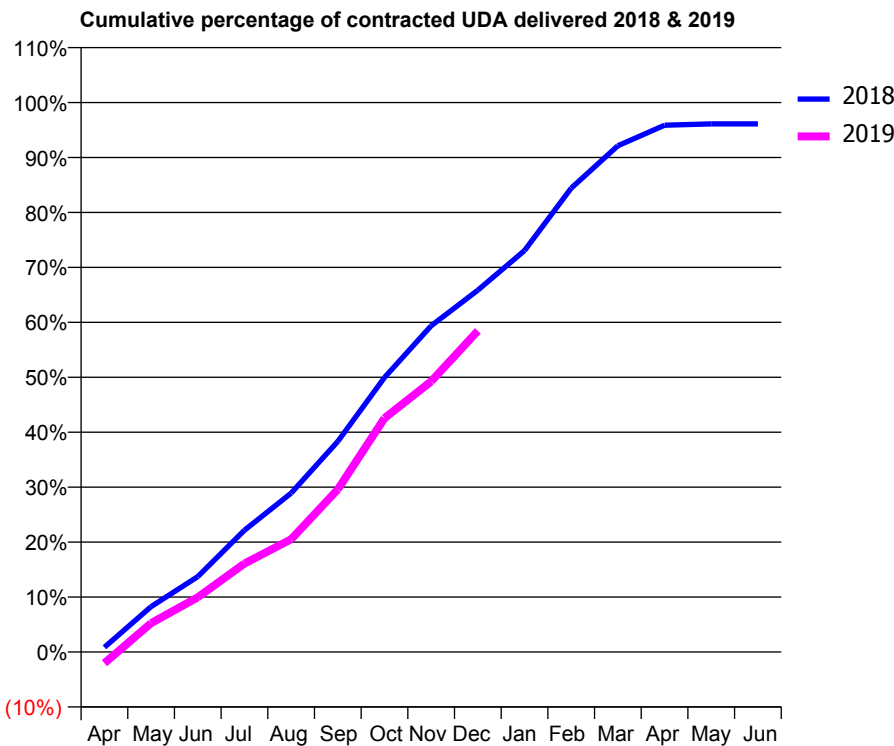
18/19 Contracted general activity (UDA)	9,974
Carry forward general activity (UDA)	387
18/19 Contracted orthodontic activity (UOA)	0
Carry forward orthodontic activity (UOA)	0
Baseline contract value	£308,729.46

ACCESS*

Patients seen in 24 months	Total	Change since previous quarter
Quarter ending December 2017	3,133	
Quarter ending March 2018	3,100	↓
Quarter ending June 2018	3,014	↓
Quarter ending September 2018	2,974	↓
Quarter ending December 2018	3,007	→
Variance since December 2017	(4.0%)	↓



ACTIVITY



Month	Adjusted Scheduled Activity (UDA)	
	2018	2019
April	86	-205
May	824	523
June	1,368	994
July	2,212	1,605
August	2,884	2,047
September	3,822	2,953
October	4,982	4,243
November	5,922	4,911
December	6,567	5,830
January	7,286	
February	8,420	
March	9,190	
April	9,561	
May	9,587	
June	9,587	

QUALITY

	Quantity	Base Number	Contract	AT	Region	England
% of FP17s for the same patient ID Re-attending within 3 months - Children	62	758	8.2%	11.8%	12.3%	11.8%
% of FP17s for the same patient ID Re-attending within 3 months - Adults	435	2,080	20.9%	16.6%	15.8%	15.6%
% of FP17s for the same patient ID Re-attending between 3 & 9 months - Children	363	758	47.9%	58.0%	60.1%	58.8%
% of FP17s for the same patient ID Re-attending between 3 & 9 months - Adults	881	2,080	42.4%	52.0%	53.3%	51.0%
% of FP17s for Band 1 Urgent Courses	362	2,696	13.4%	9.7%	9.0%	9.0%
% of FP17s Relating to Free Repair or Replacements	25	2,696	0.9%	1.1%	1.0%	0.8%
% of FP17s Relating to Continuations	56	2,696	2.1%	1.1%	1.0%	0.9%
% of Patients satisfied with the dentistry they have received	5	5	N/A	94.2%	93.8%	93.2%
% of Patients satisfied with the time they had to wait for an appointment	4	5	N/A	92.4%	89.4%	88.3%

* This is based on patients treated on this contract for their most recent course of treatment. Figures in italics indicate the base number of FP17s or Patient Questionnaire responses are less than 100. N/A is shown where the base number of responses is less than 10 during the period. % is calculated as Quantity/Base number*100

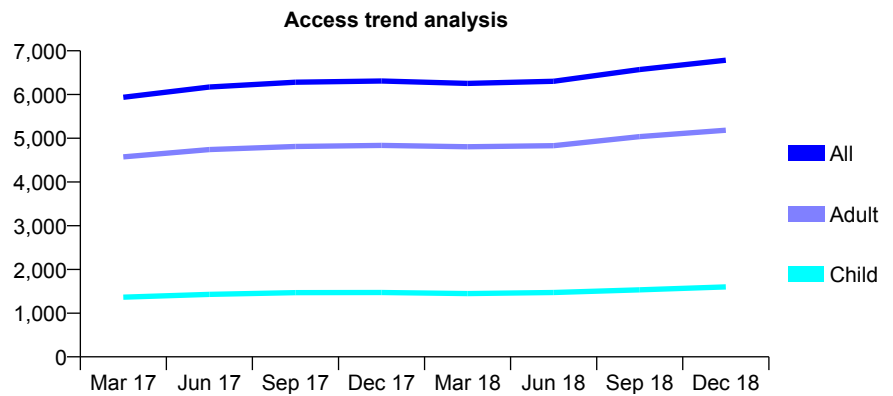
Q44 - Vital Signs At a Glance Contract Report for 116203/0001 - December 2018

Name or company name	Paddock Dental Practice
Contract type name	GDS Contract
Purpose of contract	General
Contract start date	01/04/2014
Contract end date	

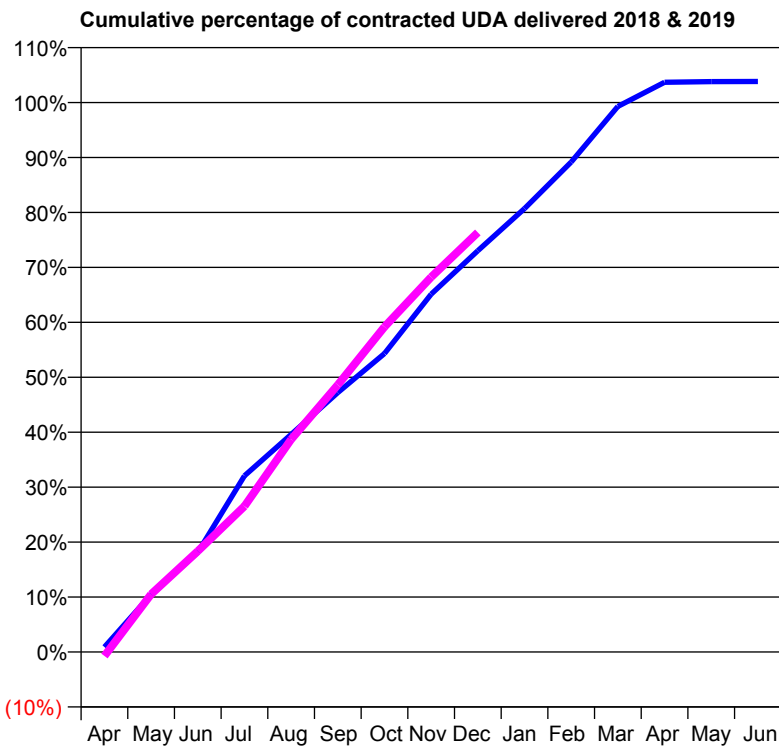
18/19 Contracted general activity (UDA)	16,250
Carry forward general activity (UDA)	177
18/19 Contracted orthodontic activity (UOA)	0
Carry forward orthodontic activity (UOA)	0
Baseline contract value	£429,584.69

ACCESS*

Patients seen in 24 months	Total	Change since previous quarter
Quarter ending December 2017	6,308	
Quarter ending March 2018	6,253	→
Quarter ending June 2018	6,302	→
Quarter ending September 2018	6,570	↑
Quarter ending December 2018	6,784	↑
Variance since December 2017	7.5%	↑



ACTIVITY



Month	Adjusted Scheduled Activity (UDA)	
	2018	2019
April	149	-122
May	1,702	1,710
June	2,946	2,982
July	5,210	4,313
August	6,435	6,286
September	7,673	7,899
October	8,829	9,615
November	10,581	11,085
December	11,866	12,406
January	13,115	
February	14,490	
March	16,136	
April	16,849	
May	16,870	
June	16,871	

QUALITY

	Quantity	Base Number	Contract	AT	Region	England
% of FP17s for the same patient ID Re-attending within 3 months - Children	137	1,949	7.0%	11.8%	12.3%	11.8%
% of FP17s for the same patient ID Re-attending within 3 months - Adults	702	5,554	12.6%	16.6%	15.8%	15.6%
% of FP17s for the same patient ID Re-attending between 3 & 9 months - Children	1,201	1,949	61.6%	58.0%	60.1%	58.8%
% of FP17s for the same patient ID Re-attending between 3 & 9 months - Adults	2,796	5,554	50.3%	52.0%	53.3%	51.0%
% of FP17s for Band 1 Urgent Courses	797	7,048	11.3%	9.7%	9.0%	9.0%
% of FP17s Relating to Free Repair or Replacements	61	7,048	0.9%	1.1%	1.0%	0.8%
% of FP17s Relating to Continuations	43	7,048	0.6%	1.1%	1.0%	0.9%
% of Patients satisfied with the dentistry they have received	2	3	N/A	94.2%	93.8%	93.2%
% of Patients satisfied with the time they had to wait for an appointment	3	3	N/A	92.4%	89.4%	88.3%

* This is based on patients treated on this contract for their most recent course of treatment. Figures in italics indicate the base number of FP17s or Patient Questionnaire responses are less than 100. N/A is shown where the base number of responses is less than 10 during the period. % is calculated as Quantity/Base number*100

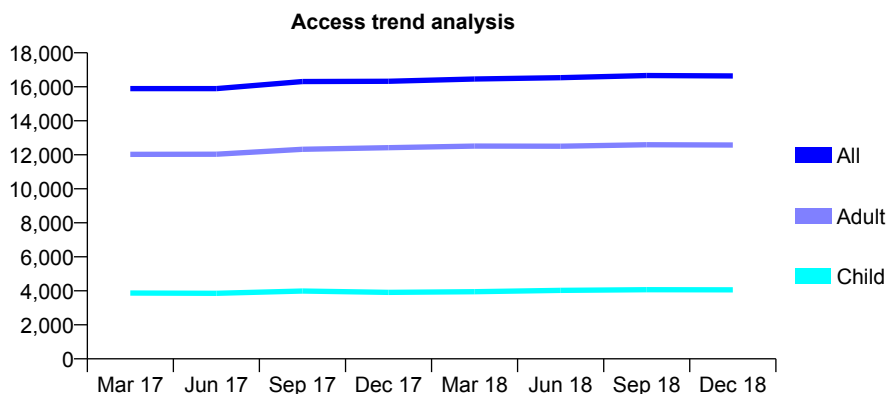
Q44 - Vital Signs At a Glance Contract Report for 116777/0001 - December 2018

Name or company name	Alchemy Dental Practice
Contract type name	GDS Contract
Purpose of contract	General
Contract start date	01/07/2008
Contract end date	

18/19 Contracted general activity (UDA)	36,546
Carry forward general activity (UDA)	0
18/19 Contracted orthodontic activity (UOA)	0
Carry forward orthodontic activity (UOA)	0
Baseline contract value	£997,196.30

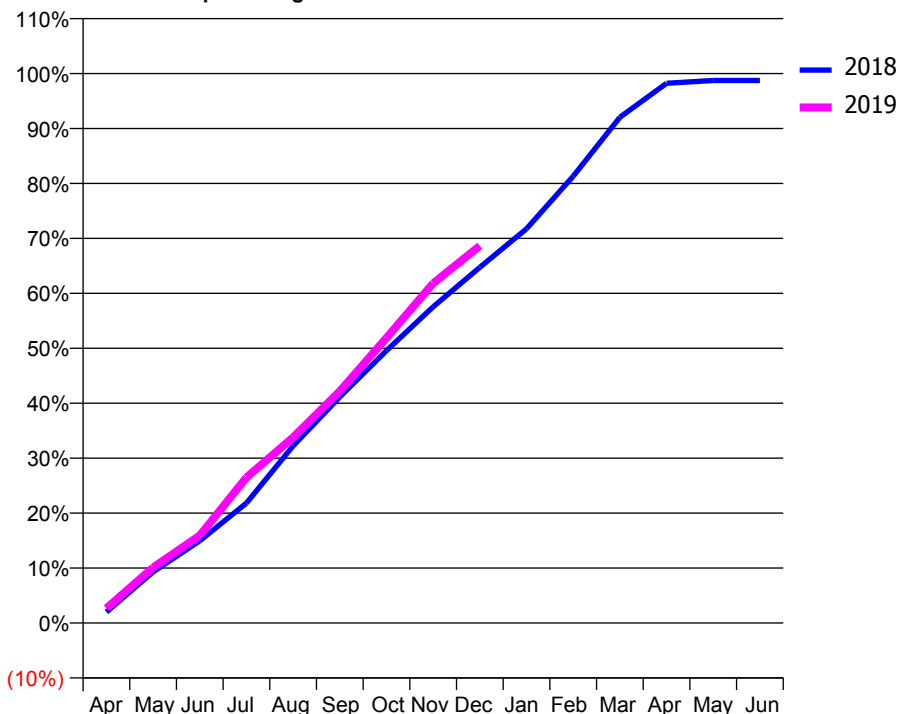
ACCESS*

Patients seen in 24 months	Total	Change since previous quarter
Quarter ending December 2017	16,329	
Quarter ending March 2018	16,462	→
Quarter ending June 2018	16,538	→
Quarter ending September 2018	16,665	→
Quarter ending December 2018	16,638	→
Variance since December 2017	1.9%	→



ACTIVITY

Cumulative percentage of contracted UDA delivered 2018 & 2019



Month	Adjusted Scheduled Activity (UDA)	
	2018	2019
April	732	983
May	3,402	3,692
June	5,465	5,819
July	7,982	9,679
August	11,785	12,347
September	15,035	15,418
October	18,114	18,965
November	21,028	22,596
December	23,653	25,082
January	26,220	
February	29,718	
March	33,636	
April	35,895	
May	36,084	
June	36,084	

QUALITY

	Quantity	Base Number	Contract	AT	Region	England
% of FP17s for the same patient ID Re-attending within 3 months - Children	288	3,545	8.1%	11.8%	12.3%	11.8%
% of FP17s for the same patient ID Re-attending within 3 months - Adults	1,627	10,230	15.9%	16.6%	15.8%	15.6%
% of FP17s for the same patient ID Re-attending between 3 & 9 months - Children	1,641	3,545	46.3%	58.0%	60.1%	58.8%
% of FP17s for the same patient ID Re-attending between 3 & 9 months - Adults	3,776	10,230	36.9%	52.0%	53.3%	51.0%
% of FP17s for Band 1 Urgent Courses	1,991	11,745	17.0%	9.7%	9.0%	9.0%
% of FP17s Relating to Free Repair or Replacements	33	11,745	0.3%	1.1%	1.0%	0.8%
% of FP17s Relating to Continuations	103	11,745	0.9%	1.1%	1.0%	0.9%
% of Patients satisfied with the dentistry they have received	16	16	100.0%	94.2%	93.8%	93.2%
% of Patients satisfied with the time they had to wait for an appointment	13	16	81.3%	92.4%	89.4%	88.3%

* This is based on patients treated on this contract for their most recent course of treatment. Figures in italics indicate the base number of FP17s or Patient Questionnaire responses are less than 100. N/A is shown where the base number of responses is less than 10 during the period. % is calculated as Quantity/Base number*100

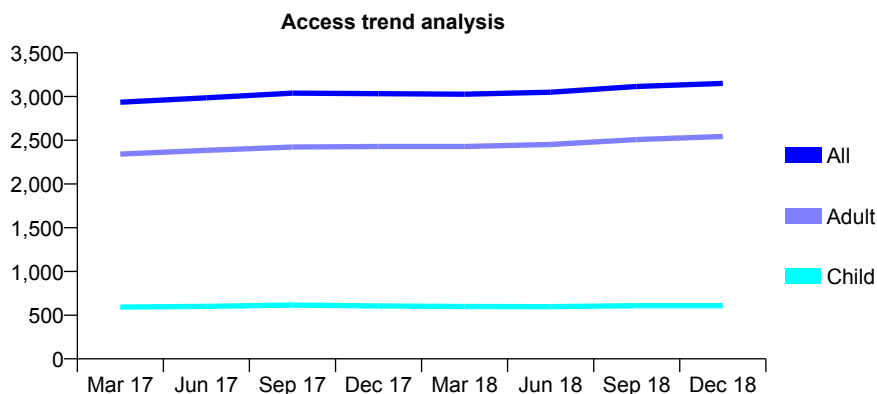
Q44 - Vital Signs At a Glance Contract Report for 120650/0001 - December 2018

Name or company name	Silk Dental Care Ltd
Contract type name	GDS Contract
Purpose of contract	General
Contract start date	01/04/2011
Contract end date	

18/19 Contracted general activity (UDA)	10,173
Carry forward general activity (UDA)	0
18/19 Contracted orthodontic activity (UOA)	0
Carry forward orthodontic activity (UOA)	0
Baseline contract value	£219,622.13

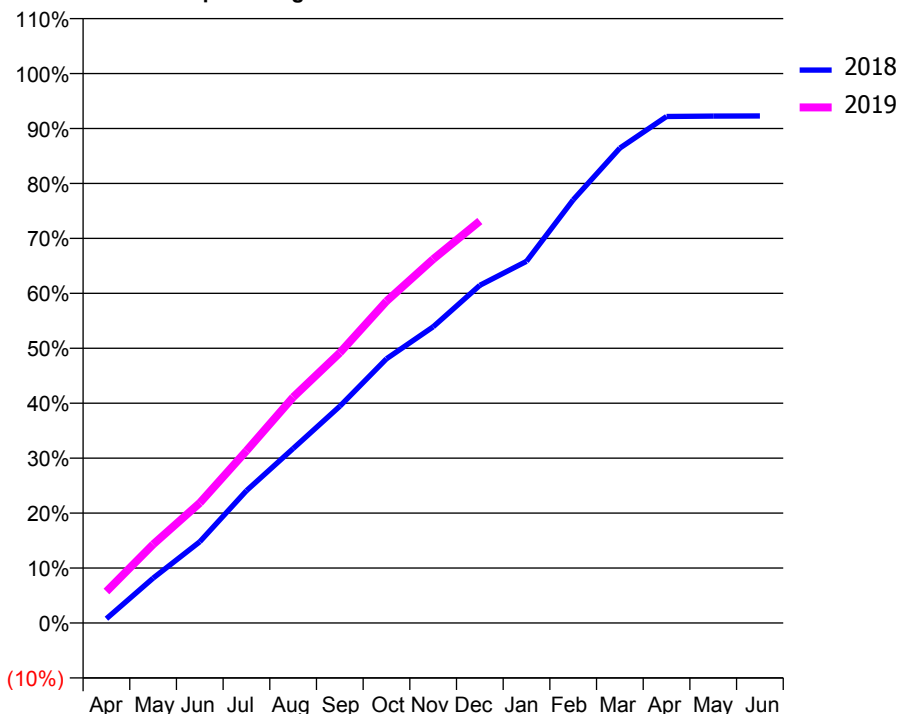
ACCESS*

Patients seen in 24 months	Total	Change since previous quarter
Quarter ending December 2017	3,033	
Quarter ending March 2018	3,027	→
Quarter ending June 2018	3,049	→
Quarter ending September 2018	3,115	↑
Quarter ending December 2018	3,150	→
Variance since December 2017	3.9%	↑



ACTIVITY

Cumulative percentage of contracted UDA delivered 2018 & 2019



Month	Adjusted Scheduled Activity (UDA)	
	2018	2019
April	80	584
May	831	1,455
June	1,506	2,223
July	2,451	3,189
August	3,230	4,181
September	4,012	5,003
October	4,891	5,958
November	5,484	6,736
December	6,251	7,442
January	6,696	
February	7,834	
March	8,792	
April	9,378	
May	9,385	
June	9,388	

QUALITY

	Quantity	Base Number	Contract	AT	Region	England
% of FP17s for the same patient ID Re-attending within 3 months - Children	40	722	5.5%	11.8%	12.3%	11.8%
% of FP17s for the same patient ID Re-attending within 3 months - Adults	296	2,560	11.6%	16.6%	15.8%	15.6%
% of FP17s for the same patient ID Re-attending between 3 & 9 months - Children	467	722	64.7%	58.0%	60.1%	58.8%
% of FP17s for the same patient ID Re-attending between 3 & 9 months - Adults	1,125	2,560	43.9%	52.0%	53.3%	51.0%
% of FP17s for Band 1 Urgent Courses	140	3,051	4.6%	9.7%	9.0%	9.0%
% of FP17s Relating to Free Repair or Replacements	32	3,051	1.0%	1.1%	1.0%	0.8%
% of FP17s Relating to Continuations	59	3,051	1.9%	1.1%	1.0%	0.9%
% of Patients satisfied with the dentistry they have received	14	15	93.3%	94.2%	93.8%	93.2%
% of Patients satisfied with the time they had to wait for an appointment	13	15	86.7%	92.4%	89.4%	88.3%

* This is based on patients treated on this contract for their most recent course of treatment. Figures in italics indicate the base number of FP17s or Patient Questionnaire responses are less than 100. N/A is shown where the base number of responses is less than 10 during the period. % is calculated as Quantity/Base number*100

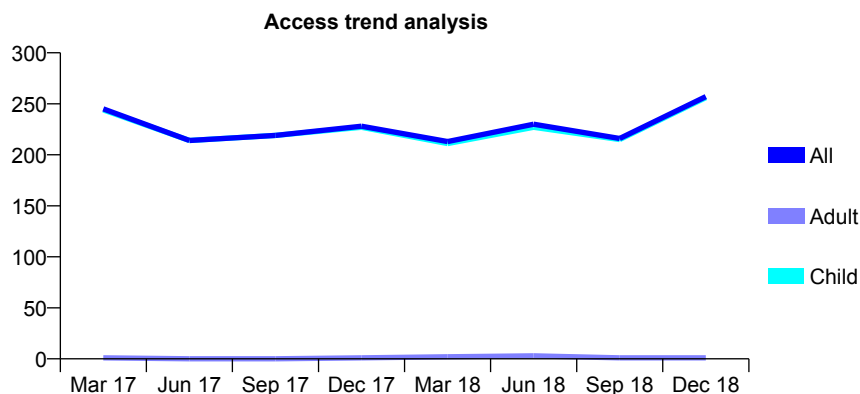
Q44 - Vital Signs At a Glance Contract Report for 127213/0001 - December 2018

Name or company name	Wirral Community NHS Trust
Contract type name	PDS Contract
Purpose of contract	General
Contract start date	01/04/2015
Contract end date	31/03/2020

18/19 Contracted general activity (UDA)	4,000
Carry forward general activity (UDA)	0
18/19 Contracted orthodontic activity (UOA)	0
Carry forward orthodontic activity (UOA)	0
Baseline contract value	£815,435.99

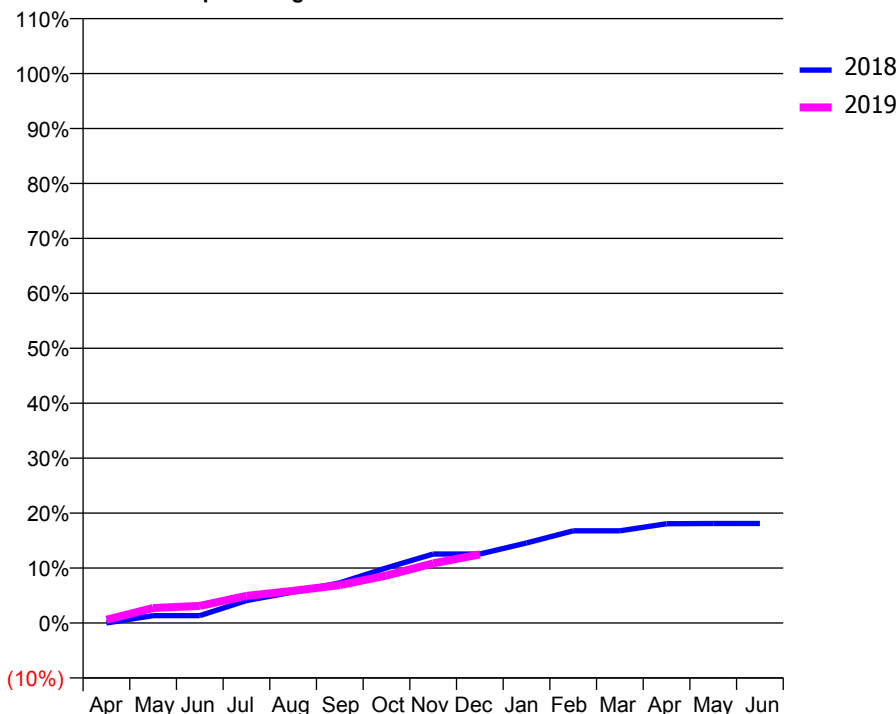
ACCESS*

Patients seen in 24 months	Total	Change since previous quarter
Quarter ending December 2017	228	
Quarter ending March 2018	213	↓
Quarter ending June 2018	230	↑
Quarter ending September 2018	216	↓
Quarter ending December 2018	257	↑
Variance since December 2017	12.7%	↑



ACTIVITY

Cumulative percentage of contracted UDA delivered 2018 & 2019



Month	Adjusted Scheduled Activity (UDA)	
	2018	2019
April	0	24
May	54	109
June	54	125
July	164	198
August	226	234
September	293	276
October	401	346
November	502	434
December	502	499
January	583	
February	671	
March	671	
April	723	
May	725	
June	725	

QUALITY

	Quantity	Base Number	Contract	AT	Region	England
% of FP17s for the same patient ID Re-attending within 3 months - Children	0	200	0.0%	11.8%	12.3%	11.8%
% of FP17s for the same patient ID Re-attending within 3 months - Adults	0	0	N/A	16.6%	15.8%	15.6%
% of FP17s for the same patient ID Re-attending between 3 & 9 months - Children	0	200	0.0%	58.0%	60.1%	58.8%
% of FP17s for the same patient ID Re-attending between 3 & 9 months - Adults	0	0	N/A	52.0%	53.3%	51.0%
% of FP17s for Band 1 Urgent Courses	0	172	0.0%	9.7%	9.0%	9.0%
% of FP17s Relating to Free Repair or Replacements	0	172	0.0%	1.1%	1.0%	0.8%
% of FP17s Relating to Continuations	0	172	0.0%	1.1%	1.0%	0.9%
% of Patients satisfied with the dentistry they have received	0	0	N/A	94.2%	93.8%	93.2%
% of Patients satisfied with the time they had to wait for an appointment	0	0	N/A	92.4%	89.4%	88.3%

* This is based on patients treated on this contract for their most recent course of treatment. Figures in italics indicate the base number of FP17s or Patient Questionnaire responses are less than 100. N/A is shown where the base number of responses is less than 10 during the period. % is calculated as Quantity/Base number*100

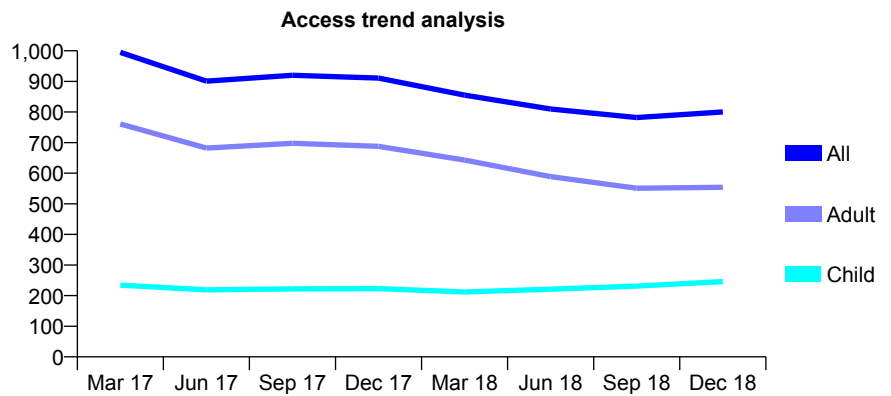
Q44 - Vital Signs At a Glance Contract Report for 127213/0007 - December 2018

Name or company name	Wirral Community NHS Trust
Contract type name	PDS Contract
Purpose of contract	General
Contract start date	01/04/2015
Contract end date	31/03/2020

18/19 Contracted general activity (UDA)	6,500
Carry forward general activity (UDA)	0
18/19 Contracted orthodontic activity (UOA)	0
Carry forward orthodontic activity (UOA)	0
Baseline contract value	£1,340,565.71

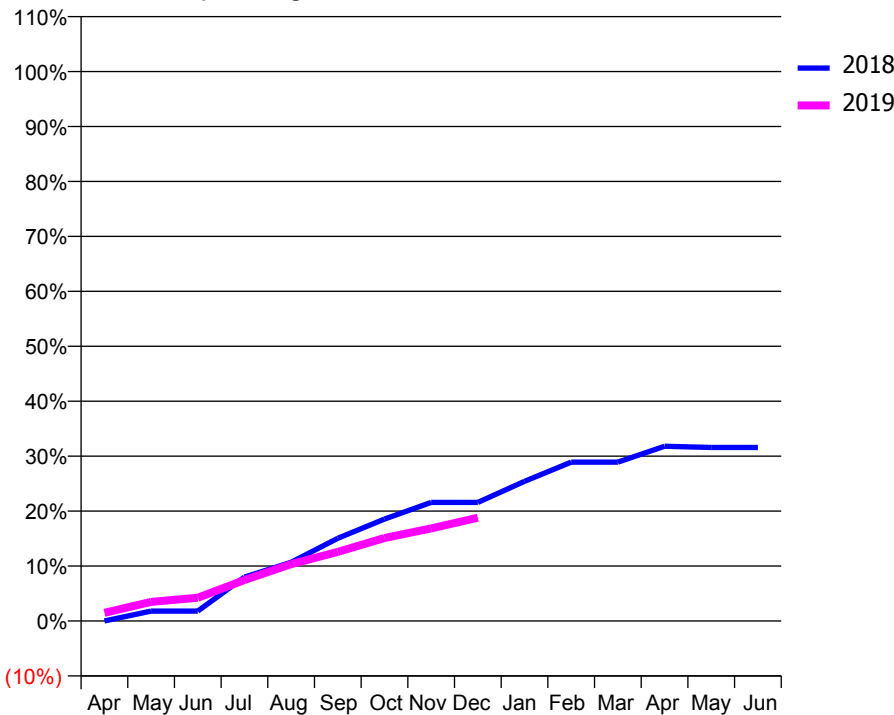
ACCESS*

Patients seen in 24 months	Total	Change since previous quarter
Quarter ending December 2017	911	
Quarter ending March 2018	855	↓
Quarter ending June 2018	810	↓
Quarter ending September 2018	782	↓
Quarter ending December 2018	800	↑
Variance since December 2017	(12.2%)	↓



ACTIVITY

Cumulative percentage of contracted UDA delivered 2018 & 2019



Month	Adjusted Scheduled Activity (UDA)	
	2018	2019
April	0	97
May	118	227
June	118	276
July	520	485
August	694	672
September	978	818
October	1,206	982
November	1,404	1,096
December	1,404	1,222
January	1,652	
February	1,879	
March	1,879	
April	2,067	
May	2,053	
June	2,053	

QUALITY

	Quantity	Base Number	Contract	AT	Region	England
% of FP17s for the same patient ID Re-attending within 3 months - Children	20	281	7.1%	11.8%	12.3%	11.8%
% of FP17s for the same patient ID Re-attending within 3 months - Adults	27	451	6.0%	16.6%	15.8%	15.6%
% of FP17s for the same patient ID Re-attending between 3 & 9 months - Children	57	281	20.3%	58.0%	60.1%	58.8%
% of FP17s for the same patient ID Re-attending between 3 & 9 months - Adults	159	451	35.3%	52.0%	53.3%	51.0%
% of FP17s for Band 1 Urgent Courses	23	637	3.6%	9.7%	9.0%	9.0%
% of FP17s Relating to Free Repair or Replacements	1	637	0.2%	1.1%	1.0%	0.8%
% of FP17s Relating to Continuations	0	637	0.0%	1.1%	1.0%	0.9%
% of Patients satisfied with the dentistry they have received	0	0	N/A	94.2%	93.8%	93.2%
% of Patients satisfied with the time they had to wait for an appointment	0	0	N/A	92.4%	89.4%	88.3%

* This is based on patients treated on this contract for their most recent course of treatment. Figures in italics indicate the base number of FP17s or Patient Questionnaire responses are less than 100. N/A is shown where the base number of responses is less than 10 during the period. % is calculated as Quantity/Base number*100

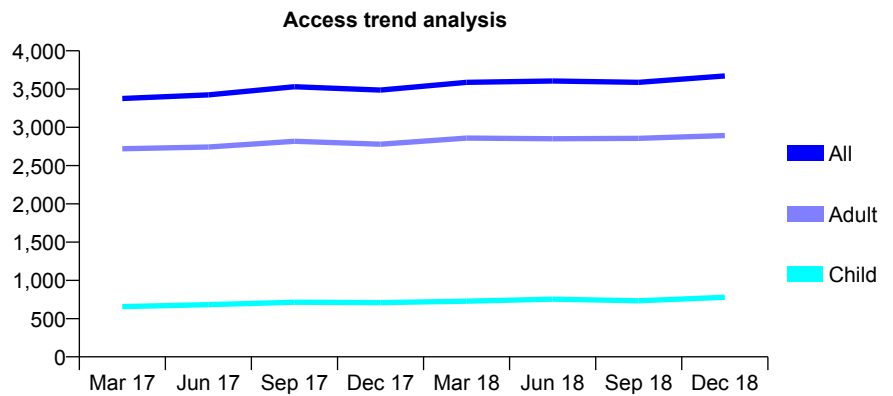
Q44 - Vital Signs At a Glance Contract Report for 128104/0001 - December 2018

Name or company name	FELDENT LIMITED
Contract type name	GDS Contract
Purpose of contract	General
Contract start date	01/10/2011
Contract end date	

18/19 Contracted general activity (UDA)	11,129
Carry forward general activity (UDA)	390
18/19 Contracted orthodontic activity (UOA)	0
Carry forward orthodontic activity (UOA)	0
Baseline contract value	£274,674.54

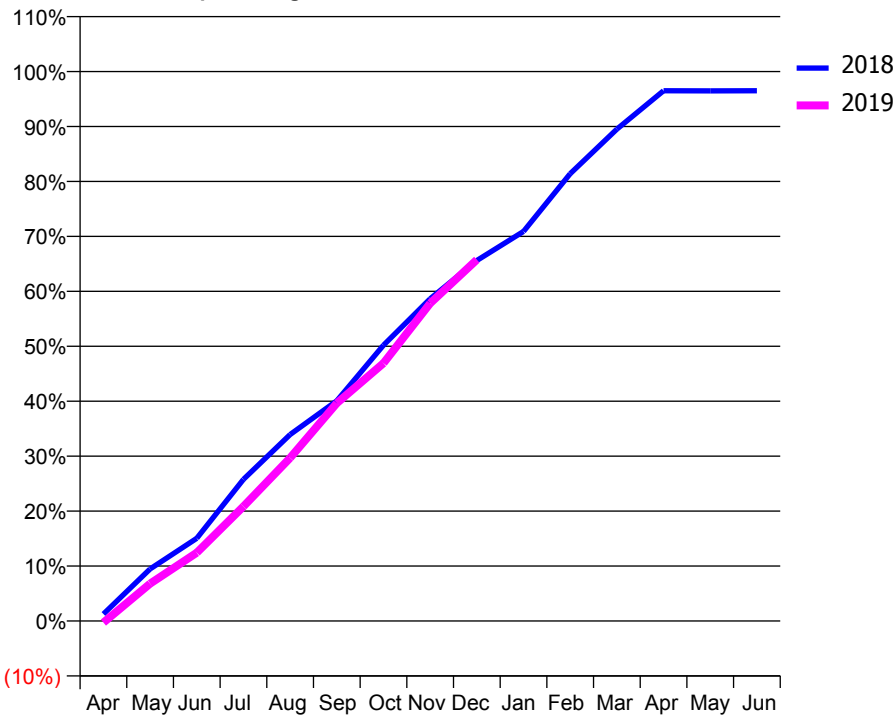
ACCESS*

Patients seen in 24 months	Total	Change since previous quarter
Quarter ending December 2017	3,487	
Quarter ending March 2018	3,587	↑
Quarter ending June 2018	3,605	→
Quarter ending September 2018	3,588	→
Quarter ending December 2018	3,671	↑
Variance since December 2017	5.3%	↑



ACTIVITY

Cumulative percentage of contracted UDA delivered 2018 & 2019



Month	Adjusted Scheduled Activity (UDA)	
	2018	2019
April	141	-33
May	1,053	756
June	1,675	1,383
July	2,869	2,321
August	3,776	3,304
September	4,461	4,412
October	5,587	5,223
November	6,527	6,433
December	7,302	7,319
January	7,889	
February	9,059	
March	9,962	
April	10,738	
May	10,737	
June	10,738	

QUALITY

	Quantity	Base Number	Contract	AT	Region	England
% of FP17s for the same patient ID Re-attending within 3 months - Children	100	1,000	10.0%	11.8%	12.3%	11.8%
% of FP17s for the same patient ID Re-attending within 3 months - Adults	549	3,451	15.9%	16.6%	15.8%	15.6%
% of FP17s for the same patient ID Re-attending between 3 & 9 months - Children	604	1,000	60.4%	58.0%	60.1%	58.8%
% of FP17s for the same patient ID Re-attending between 3 & 9 months - Adults	2,037	3,451	59.0%	52.0%	53.3%	51.0%
% of FP17s for Band 1 Urgent Courses	311	3,502	8.9%	9.7%	9.0%	9.0%
% of FP17s Relating to Free Repair or Replacements	25	3,502	0.7%	1.1%	1.0%	0.8%
% of FP17s Relating to Continuations	62	3,502	1.8%	1.1%	1.0%	0.9%
% of Patients satisfied with the dentistry they have received	4	4	N/A	94.2%	93.8%	93.2%
% of Patients satisfied with the time they had to wait for an appointment	4	4	N/A	92.4%	89.4%	88.3%

* This is based on patients treated on this contract for their most recent course of treatment. Figures in italics indicate the base number of FP17s or Patient Questionnaire responses are less than 100. N/A is shown where the base number of responses is less than 10 during the period. % is calculated as Quantity/Base number*100

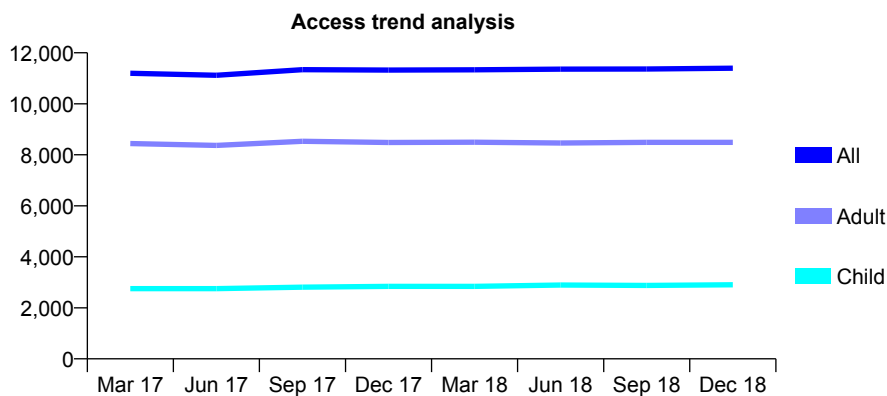
Q44 - Vital Signs At a Glance Contract Report for 133930/0001 - December 2018

Name or company name	Gidman & Waywell
Contract type name	GDS Contract
Purpose of contract	General
Contract start date	01/04/2009
Contract end date	

18/19 Contracted general activity (UDA)	34,947
Carry forward general activity (UDA)	642
18/19 Contracted orthodontic activity (UOA)	0
Carry forward orthodontic activity (UOA)	0
Baseline contract value	£1,041,989.77

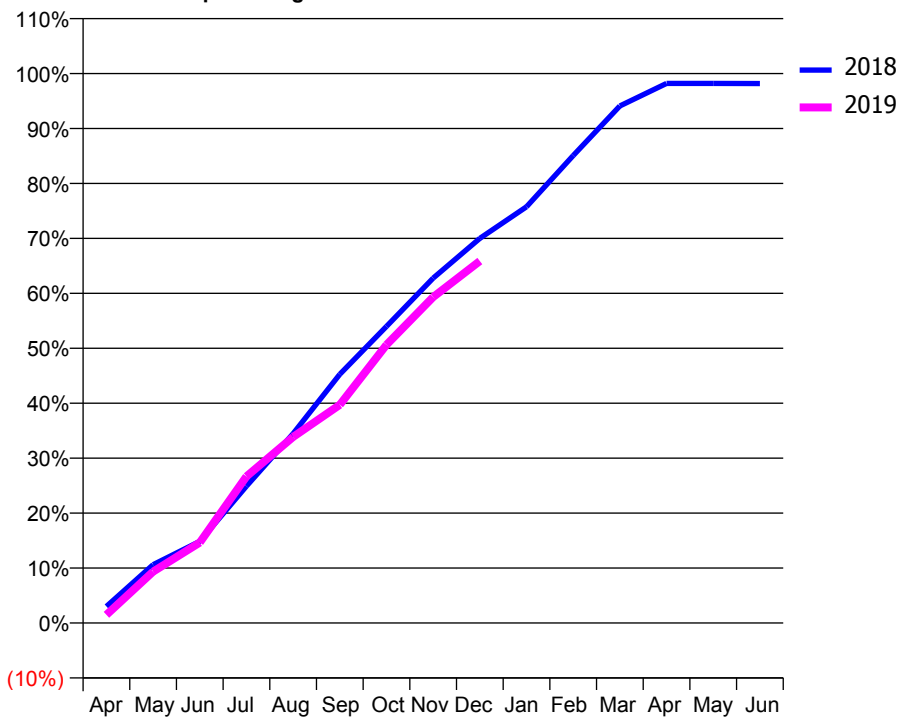
ACCESS*

Patients seen in 24 months	Total	Change since previous quarter
Quarter ending December 2017	11,323	
Quarter ending March 2018	11,333	→
Quarter ending June 2018	11,357	→
Quarter ending September 2018	11,367	→
Quarter ending December 2018	11,395	→
Variance since December 2017	0.6%	→



ACTIVITY

Cumulative percentage of contracted UDA delivered 2018 & 2019



Month	Adjusted Scheduled Activity (UDA)	
	2018	2019
April	1,059	518
May	3,707	3,268
June	5,194	5,118
July	8,704	9,327
August	12,047	11,839
September	15,824	13,875
October	18,865	17,693
November	21,932	20,728
December	24,459	23,024
January	26,476	
February	29,728	
March	32,885	
April	34,314	
May	34,314	
June	34,304	

QUALITY

	Quantity	Base Number	Contract	AT	Region	England
% of FP17s for the same patient ID Re-attending within 3 months - Children	411	2,923	14.1%	11.8%	12.3%	11.8%
% of FP17s for the same patient ID Re-attending within 3 months - Adults	2,015	8,304	24.3%	16.6%	15.8%	15.6%
% of FP17s for the same patient ID Re-attending between 3 & 9 months - Children	1,332	2,923	45.6%	58.0%	60.1%	58.8%
% of FP17s for the same patient ID Re-attending between 3 & 9 months - Adults	3,230	8,304	38.9%	52.0%	53.3%	51.0%
% of FP17s for Band 1 Urgent Courses	1,671	10,589	15.8%	9.7%	9.0%	9.0%
% of FP17s Relating to Free Repair or Replacements	174	10,589	1.6%	1.1%	1.0%	0.8%
% of FP17s Relating to Continuations	291	10,589	2.7%	1.1%	1.0%	0.9%
% of Patients satisfied with the dentistry they have received	6	6	N/A	94.2%	93.8%	93.2%
% of Patients satisfied with the time they had to wait for an appointment	6	6	N/A	92.4%	89.4%	88.3%

* This is based on patients treated on this contract for their most recent course of treatment. Figures in italics indicate the base number of FP17s or Patient Questionnaire responses are less than 100. N/A is shown where the base number of responses is less than 10 during the period. % is calculated as Quantity/Base number*100

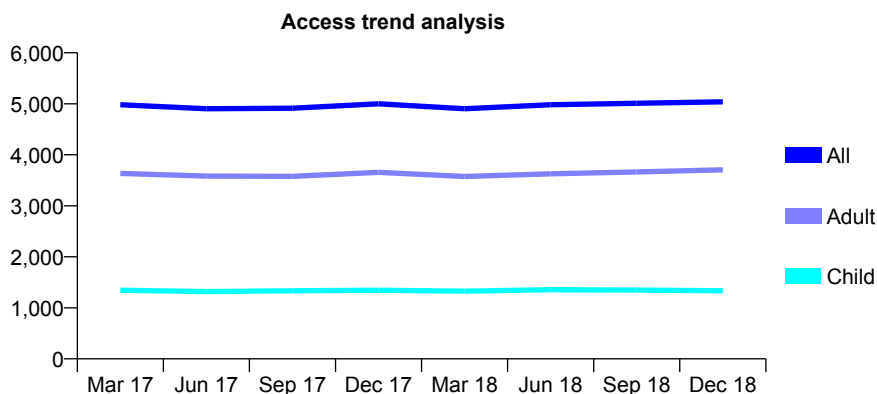
Q44 - Vital Signs At a Glance Contract Report for 134848/0001 - December 2018

Name or company name	Balls Road Dental Practice
Contract type name	GDS Contract
Purpose of contract	General
Contract start date	01/04/2006
Contract end date	

18/19 Contracted general activity (UDA)	14,640
Carry forward general activity (UDA)	245
18/19 Contracted orthodontic activity (UOA)	0
Carry forward orthodontic activity (UOA)	0
Baseline contract value	£434,884.85

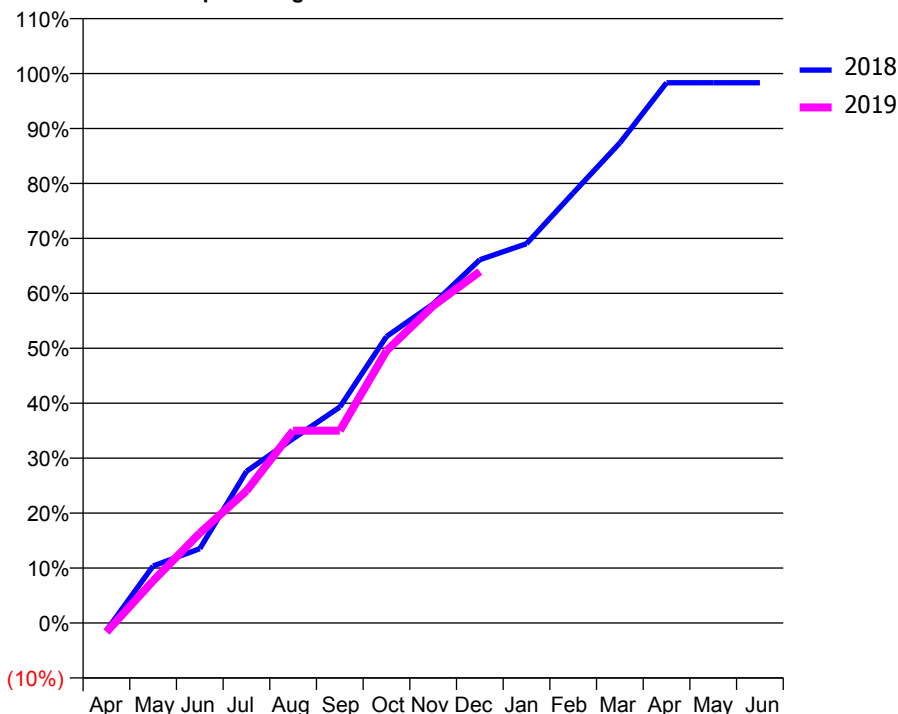
ACCESS*

Patients seen in 24 months	Total	Change since previous quarter
Quarter ending December 2017	5,000	
Quarter ending March 2018	4,904	↓
Quarter ending June 2018	4,982	→
Quarter ending September 2018	5,010	→
Quarter ending December 2018	5,039	→
Variance since December 2017	0.8%	→



ACTIVITY

Cumulative percentage of contracted UDA delivered 2018 & 2019



Month	Adjusted Scheduled Activity (UDA)	
	2018	2019
April	-200	-245
May	1,517	1,124
June	1,982	2,398
July	4,040	3,519
August	4,913	5,123
September	5,754	5,123
October	7,634	7,252
November	8,501	8,449
December	9,680	9,363
January	10,104	
February	11,454	
March	12,792	
April	14,395	
May	14,395	
June	14,395	

QUALITY

	Quantity	Base Number	Contract	AT	Region	England
% of FP17s for the same patient ID Re-attending within 3 months - Children	119	1,680	7.1%	11.8%	12.3%	11.8%
% of FP17s for the same patient ID Re-attending within 3 months - Adults	563	4,194	13.4%	16.6%	15.8%	15.6%
% of FP17s for the same patient ID Re-attending between 3 & 9 months - Children	1,127	1,680	67.1%	58.0%	60.1%	58.8%
% of FP17s for the same patient ID Re-attending between 3 & 9 months - Adults	2,493	4,194	59.4%	52.0%	53.3%	51.0%
% of FP17s for Band 1 Urgent Courses	337	4,802	7.0%	9.7%	9.0%	9.0%
% of FP17s Relating to Free Repair or Replacements	18	4,802	0.4%	1.1%	1.0%	0.8%
% of FP17s Relating to Continuations	51	4,802	1.1%	1.1%	1.0%	0.9%
% of Patients satisfied with the dentistry they have received	5	5	N/A	94.2%	93.8%	93.2%
% of Patients satisfied with the time they had to wait for an appointment	5	5	N/A	92.4%	89.4%	88.3%

* This is based on patients treated on this contract for their most recent course of treatment. Figures in italics indicate the base number of FP17s or Patient Questionnaire responses are less than 100. N/A is shown where the base number of responses is less than 10 during the period. % is calculated as Quantity/Base number*100

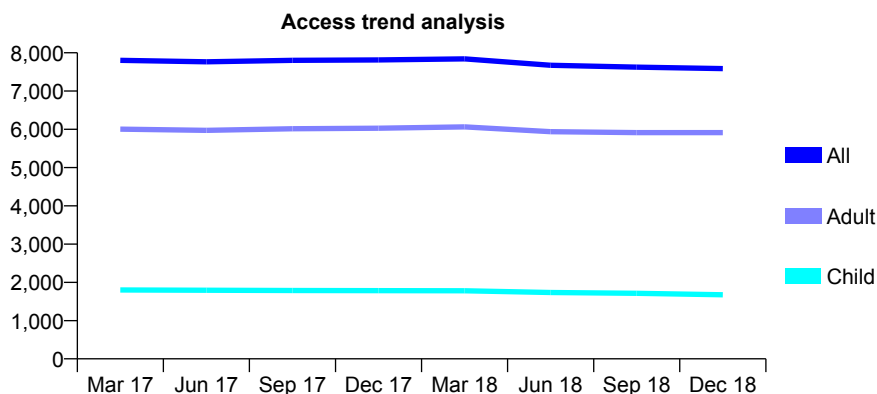
Q44 - Vital Signs At a Glance Contract Report for 135550/0001 - December 2018

Name or company name	Upton Dental Practice Limited
Contract type name	GDS Contract
Purpose of contract	General
Contract start date	01/04/2011
Contract end date	

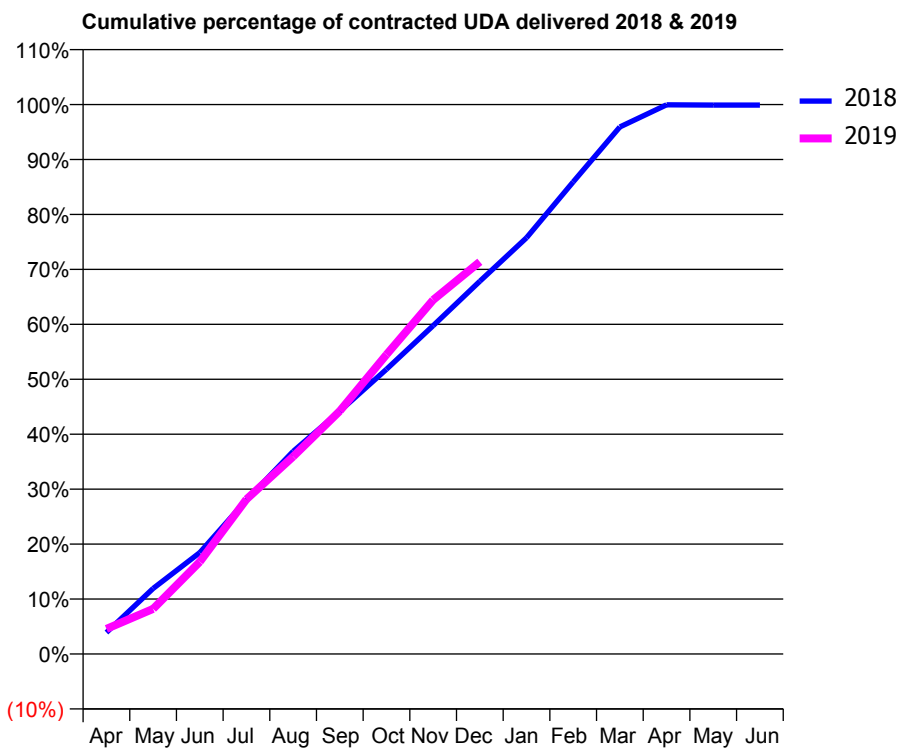
18/19 Contracted general activity (UDA)	23,980
Carry forward general activity (UDA)	27
18/19 Contracted orthodontic activity (UOA)	0
Carry forward orthodontic activity (UOA)	0
Baseline contract value	£711,611.21

ACCESS*

Patients seen in 24 months	Total	Change since previous quarter
Quarter ending December 2017	7,812	
Quarter ending March 2018	7,843	→
Quarter ending June 2018	7,673	↓
Quarter ending September 2018	7,627	→
Quarter ending December 2018	7,588	→
Variance since December 2017	(2.9%)	↓



ACTIVITY



Month	Adjusted Scheduled Activity (UDA)	
	2018	2019
April	941	1,095
May	2,857	1,968
June	4,427	4,025
July	6,723	6,754
August	8,840	8,614
September	10,602	10,606
October	12,426	13,067
November	14,328	15,456
December	16,267	17,118
January	18,166	
February	20,602	
March	23,003	
April	23,965	
May	23,955	
June	23,952	

QUALITY

	Quantity	Base Number	Contract	AT	Region	England
% of FP17s for the same patient ID Re-attending within 3 months - Children	144	1,690	8.5%	11.8%	12.3%	11.8%
% of FP17s for the same patient ID Re-attending within 3 months - Adults	1,221	6,424	19.0%	16.6%	15.8%	15.6%
% of FP17s for the same patient ID Re-attending between 3 & 9 months - Children	790	1,690	46.7%	58.0%	60.1%	58.8%
% of FP17s for the same patient ID Re-attending between 3 & 9 months - Adults	3,228	6,424	50.2%	52.0%	53.3%	51.0%
% of FP17s for Band 1 Urgent Courses	709	7,752	9.1%	9.7%	9.0%	9.0%
% of FP17s Relating to Free Repair or Replacements	89	7,752	1.1%	1.1%	1.0%	0.8%
% of FP17s Relating to Continuations	87	7,752	1.1%	1.1%	1.0%	0.9%
% of Patients satisfied with the dentistry they have received	3	3	N/A	94.2%	93.8%	93.2%
% of Patients satisfied with the time they had to wait for an appointment	3	3	N/A	92.4%	89.4%	88.3%

* This is based on patients treated on this contract for their most recent course of treatment. Figures in italics indicate the base number of FP17s or Patient Questionnaire responses are less than 100. N/A is shown where the base number of responses is less than 10 during the period. % is calculated as Quantity/Base number*100

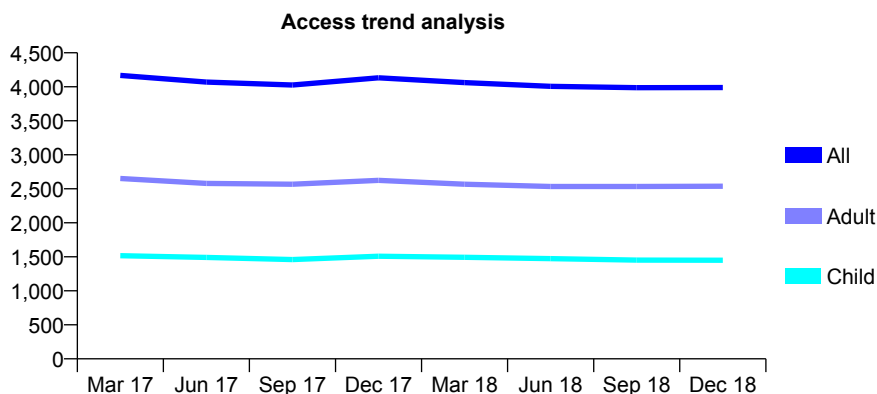
Q44 - Vital Signs At a Glance Contract Report for 136646/0001 - December 2018

Name or company name	Victoria Street Dental Practice Ltd
Contract type name	GDS Contract
Purpose of contract	General
Contract start date	01/05/2011
Contract end date	

18/19 Contracted general activity (UDA)	12,551
Carry forward general activity (UDA)	0
18/19 Contracted orthodontic activity (UOA)	0
Carry forward orthodontic activity (UOA)	0
Baseline contract value	£408,875.12

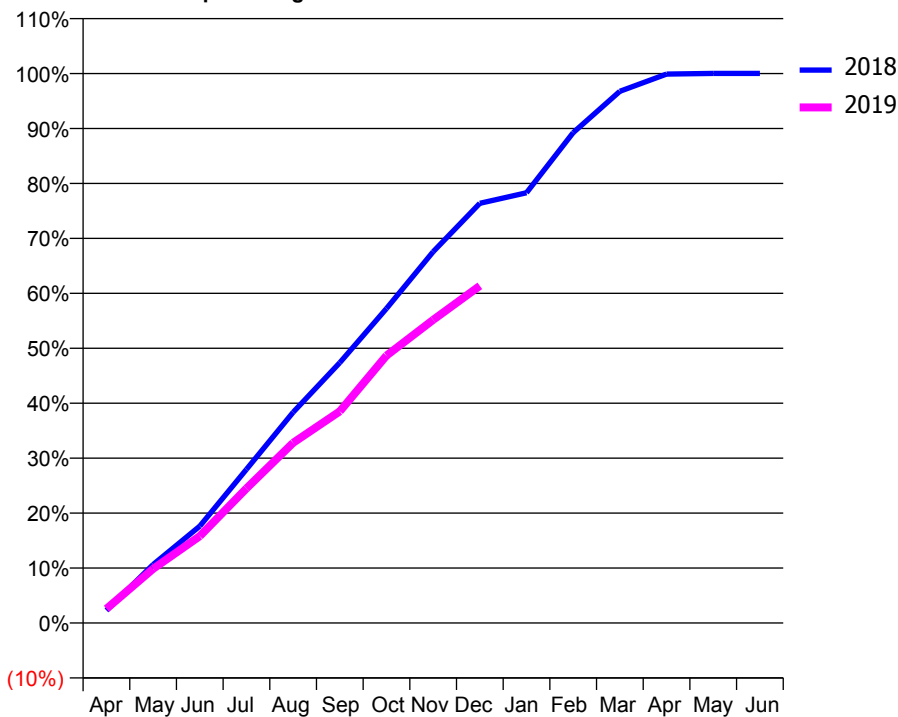
ACCESS*

Patients seen in 24 months	Total	Change since previous quarter
Quarter ending December 2017	4,132	
Quarter ending March 2018	4,062	↓
Quarter ending June 2018	4,007	↓
Quarter ending September 2018	3,987	→
Quarter ending December 2018	3,989	→
Variance since December 2017	(3.5%)	↓



ACTIVITY

Cumulative percentage of contracted UDA delivered 2018 & 2019



Month	Adjusted Scheduled Activity (UDA)	
	2018	2019
April	292	324
May	1,347	1,239
June	2,230	1,983
July	3,540	3,074
August	4,855	4,116
September	5,995	4,837
October	7,243	6,107
November	8,552	6,923
December	9,667	7,703
January	9,910	
February	11,295	
March	12,246	
April	12,642	
May	12,656	
June	12,656	

QUALITY

	Quantity	Base Number	Contract	AT	Region	England
% of FP17s for the same patient ID Re-attending within 3 months - Children	70	1,367	5.1%	11.8%	12.3%	11.8%
% of FP17s for the same patient ID Re-attending within 3 months - Adults	260	2,158	12.0%	16.6%	15.8%	15.6%
% of FP17s for the same patient ID Re-attending between 3 & 9 months - Children	778	1,367	56.9%	58.0%	60.1%	58.8%
% of FP17s for the same patient ID Re-attending between 3 & 9 months - Adults	1,073	2,158	49.7%	52.0%	53.3%	51.0%
% of FP17s for Band 1 Urgent Courses	195	3,354	5.8%	9.7%	9.0%	9.0%
% of FP17s Relating to Free Repair or Replacements	21	3,354	0.6%	1.1%	1.0%	0.8%
% of FP17s Relating to Continuations	7	3,354	0.2%	1.1%	1.0%	0.9%
% of Patients satisfied with the dentistry they have received	3	3	N/A	94.2%	93.8%	93.2%
% of Patients satisfied with the time they had to wait for an appointment	3	3	N/A	92.4%	89.4%	88.3%

* This is based on patients treated on this contract for their most recent course of treatment. Figures in italics indicate the base number of FP17s or Patient Questionnaire responses are less than 100. N/A is shown where the base number of responses is less than 10 during the period. % is calculated as Quantity/Base number*100

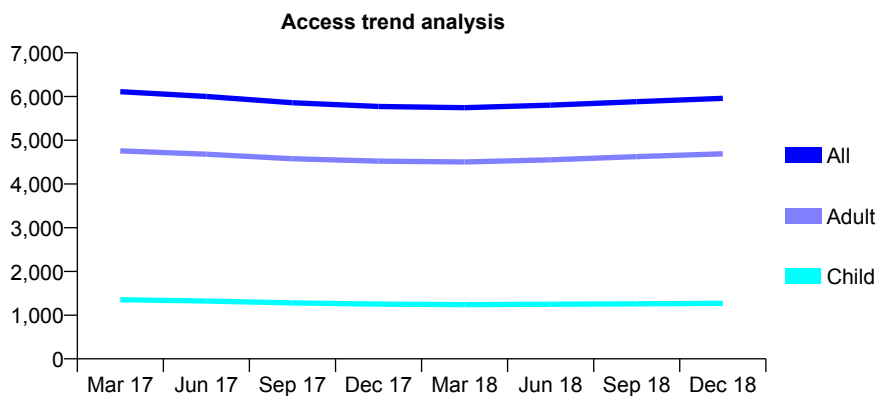
Q44 - Vital Signs At a Glance Contract Report for 137030/0001 - December 2018

Name or company name	C & V Gillespie
Contract type name	GDS Contract
Purpose of contract	General
Contract start date	01/01/2011
Contract end date	

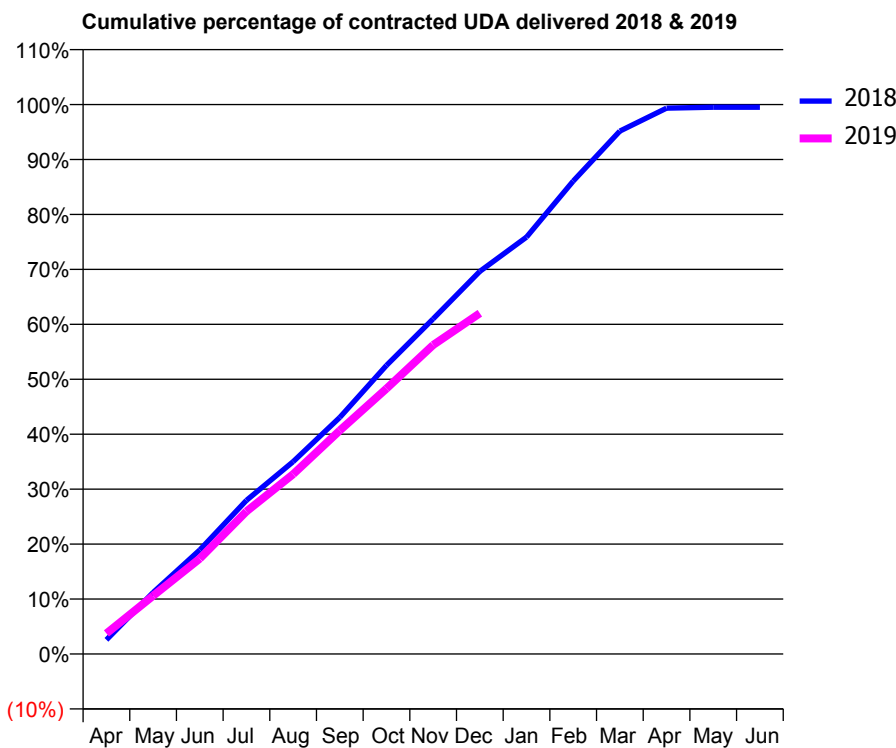
18/19 Contracted general activity (UDA)	18,300
Carry forward general activity (UDA)	89
18/19 Contracted orthodontic activity (UOA)	0
Carry forward orthodontic activity (UOA)	0
Baseline contract value	£443,796.18

ACCESS*

Patients seen in 24 months	Total	Change since previous quarter
Quarter ending December 2017	5,773	
Quarter ending March 2018	5,745	→
Quarter ending June 2018	5,802	→
Quarter ending September 2018	5,883	→
Quarter ending December 2018	5,959	→
Variance since December 2017	3.2%	↑



ACTIVITY



Month	Adjusted Scheduled Activity (UDA)	
	2018	2019
April	475	686
May	2,051	1,938
June	3,466	3,176
July	5,120	4,751
August	6,406	5,991
September	7,880	7,445
October	9,611	8,841
November	11,162	10,293
December	12,743	11,348
January	13,885	
February	15,749	
March	17,417	
April	18,178	
May	18,210	
June	18,210	

QUALITY

	Quantity	Base Number	Contract	AT	Region	England
% of FP17s for the same patient ID Re-attending within 3 months - Children	119	1,592	7.5%	11.8%	12.3%	11.8%
% of FP17s for the same patient ID Re-attending within 3 months - Adults	897	5,970	15.0%	16.6%	15.8%	15.6%
% of FP17s for the same patient ID Re-attending between 3 & 9 months - Children	1,078	1,592	67.7%	58.0%	60.1%	58.8%
% of FP17s for the same patient ID Re-attending between 3 & 9 months - Adults	3,609	5,970	60.5%	52.0%	53.3%	51.0%
% of FP17s for Band 1 Urgent Courses	638	7,173	8.9%	9.7%	9.0%	9.0%
% of FP17s Relating to Free Repair or Replacements	61	7,173	0.9%	1.1%	1.0%	0.8%
% of FP17s Relating to Continuations	85	7,173	1.2%	1.1%	1.0%	0.9%
% of Patients satisfied with the dentistry they have received	6	7	N/A	94.2%	93.8%	93.2%
% of Patients satisfied with the time they had to wait for an appointment	7	7	N/A	92.4%	89.4%	88.3%

* This is based on patients treated on this contract for their most recent course of treatment. Figures in italics indicate the base number of FP17s or Patient Questionnaire responses are less than 100. N/A is shown where the base number of responses is less than 10 during the period. % is calculated as Quantity/Base number*100

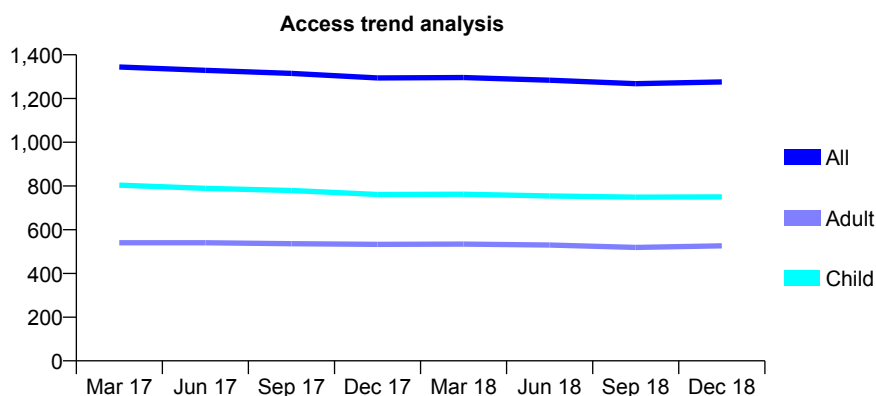
Q44 - Vital Signs At a Glance Contract Report for 137111/0001 - December 2018

Name or company name	Gaskell Avenue Dental Practice Ltd
Contract type name	GDS Contract
Purpose of contract	General
Contract start date	01/09/2011
Contract end date	

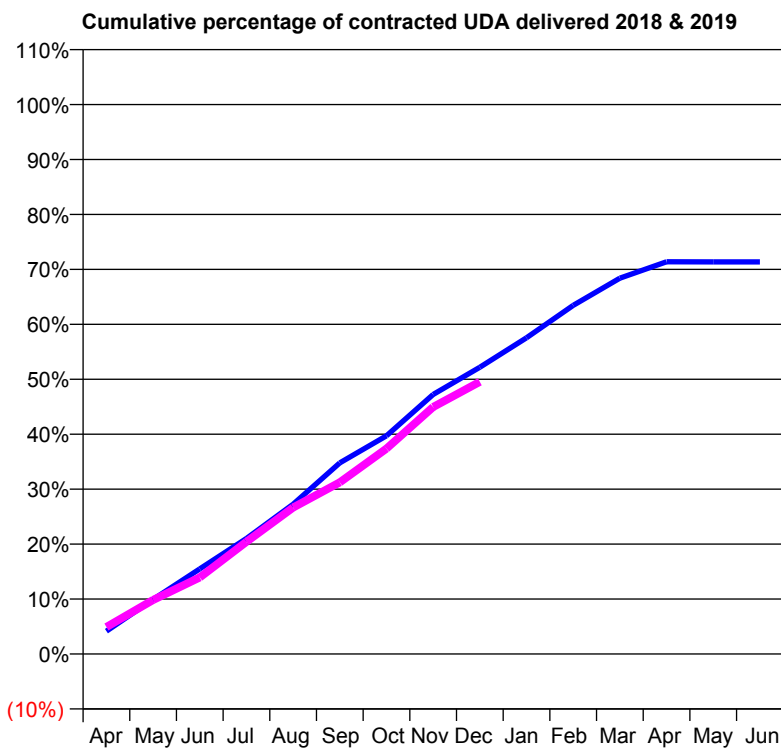
18/19 Contracted general activity (UDA)	7,000
Carry forward general activity (UDA)	0
18/19 Contracted orthodontic activity (UOA)	0
Carry forward orthodontic activity (UOA)	0
Baseline contract value	£178,284.96

ACCESS*

Patients seen in 24 months	Total	Change since previous quarter
Quarter ending December 2017	1,294	
Quarter ending March 2018	1,296	→
Quarter ending June 2018	1,284	→
Quarter ending September 2018	1,268	↓
Quarter ending December 2018	1,276	→
Variance since December 2017	(1.4%)	↓



ACTIVITY



Month	Adjusted Scheduled Activity (UDA)	
	2018	2019
April	292	345
May	695	689
June	1,085	976
July	1,472	1,429
August	1,908	1,865
September	2,435	2,188
October	2,779	2,616
November	3,307	3,147
December	3,653	3,468
January	4,029	
February	4,441	
March	4,788	
April	4,997	
May	4,996	
June	4,996	

QUALITY

	Quantity	Base Number	Contract	AT	Region	England
% of FP17s for the same patient ID Re-attending within 3 months - Children	152	1,049	14.5%	11.8%	12.3%	11.8%
% of FP17s for the same patient ID Re-attending within 3 months - Adults	138	549	25.1%	16.6%	15.8%	15.6%
% of FP17s for the same patient ID Re-attending between 3 & 9 months - Children	683	1,049	65.1%	58.0%	60.1%	58.8%
% of FP17s for the same patient ID Re-attending between 3 & 9 months - Adults	276	549	50.3%	52.0%	53.3%	51.0%
% of FP17s for Band 1 Urgent Courses	74	1,512	4.9%	9.7%	9.0%	9.0%
% of FP17s Relating to Free Repair or Replacements	5	1,512	0.3%	1.1%	1.0%	0.8%
% of FP17s Relating to Continuations	2	1,512	0.1%	1.1%	1.0%	0.9%
% of Patients satisfied with the dentistry they have received	0	0	N/A	94.2%	93.8%	93.2%
% of Patients satisfied with the time they had to wait for an appointment	0	0	N/A	92.4%	89.4%	88.3%

* This is based on patients treated on this contract for their most recent course of treatment. Figures in italics indicate the base number of FP17s or Patient Questionnaire responses are less than 100. N/A is shown where the base number of responses is less than 10 during the period. % is calculated as Quantity/Base number*100

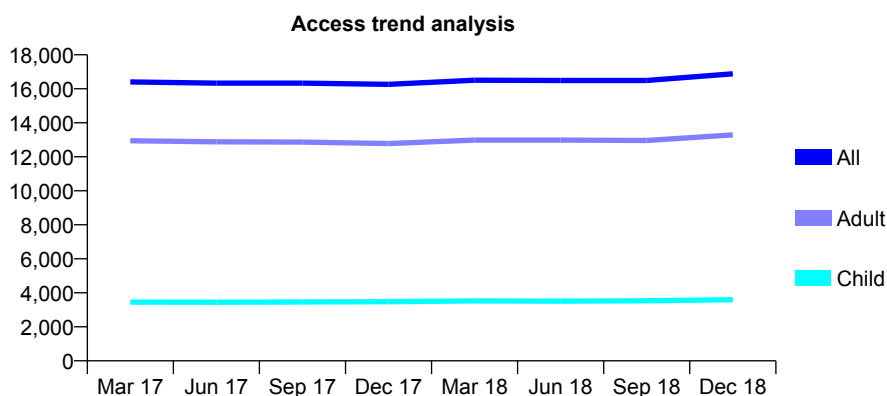
Q44 - Vital Signs At a Glance Contract Report for 138126/0001 - December 2018

Name or company name	Congleton Dental Centre
Contract type name	GDS Contract
Purpose of contract	General
Contract start date	01/04/2010
Contract end date	

18/19 Contracted general activity (UDA)	47,500
Carry forward general activity (UDA)	0
18/19 Contracted orthodontic activity (UOA)	0
Carry forward orthodontic activity (UOA)	0
Baseline contract value	£1,404,826.13

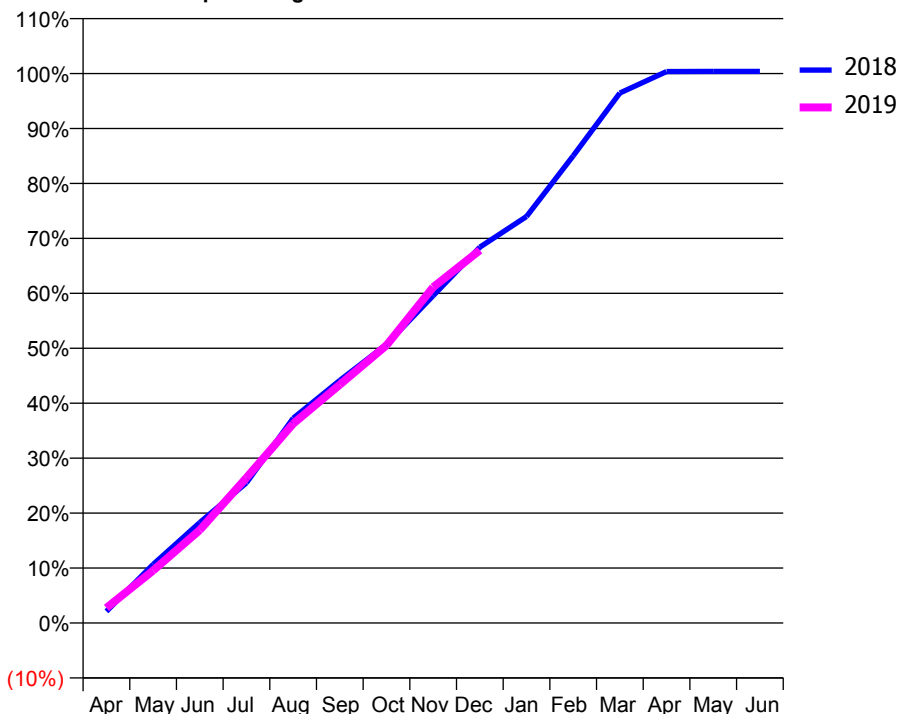
ACCESS*

Patients seen in 24 months	Total	Change since previous quarter
Quarter ending December 2017	16,261	
Quarter ending March 2018	16,508	→
Quarter ending June 2018	16,491	→
Quarter ending September 2018	16,491	→
Quarter ending December 2018	16,886	↑
Variance since December 2017	3.8%	↑



ACTIVITY

Cumulative percentage of contracted UDA delivered 2018 & 2019



Month	Adjusted Scheduled Activity (UDA)	
	2018	2019
April	1,006	1,311
May	5,070	4,535
June	8,692	8,040
July	12,128	12,563
August	17,708	17,231
September	20,979	20,608
October	24,093	24,001
November	28,297	29,033
December	32,495	32,227
January	35,157	
February	40,403	
March	45,824	
April	47,688	
May	47,691	
June	47,691	

QUALITY

	Quantity	Base Number	Contract	AT	Region	England
% of FP17s for the same patient ID Re-attending within 3 months - Children	346	4,276	8.1%	11.8%	12.3%	11.8%
% of FP17s for the same patient ID Re-attending within 3 months - Adults	2,520	16,615	15.2%	16.6%	15.8%	15.6%
% of FP17s for the same patient ID Re-attending between 3 & 9 months - Children	2,952	4,276	69.0%	58.0%	60.1%	58.8%
% of FP17s for the same patient ID Re-attending between 3 & 9 months - Adults	10,650	16,615	64.1%	52.0%	53.3%	51.0%
% of FP17s for Band 1 Urgent Courses	1,362	19,916	6.8%	9.7%	9.0%	9.0%
% of FP17s Relating to Free Repair or Replacements	149	19,916	0.7%	1.1%	1.0%	0.8%
% of FP17s Relating to Continuations	199	19,916	1.0%	1.1%	1.0%	0.9%
% of Patients satisfied with the dentistry they have received	12	13	92.3%	94.2%	93.8%	93.2%
% of Patients satisfied with the time they had to wait for an appointment	12	13	92.3%	92.4%	89.4%	88.3%

* This is based on patients treated on this contract for their most recent course of treatment. Figures in italics indicate the base number of FP17s or Patient Questionnaire responses are less than 100. N/A is shown where the base number of responses is less than 10 during the period. % is calculated as Quantity/Base number*100

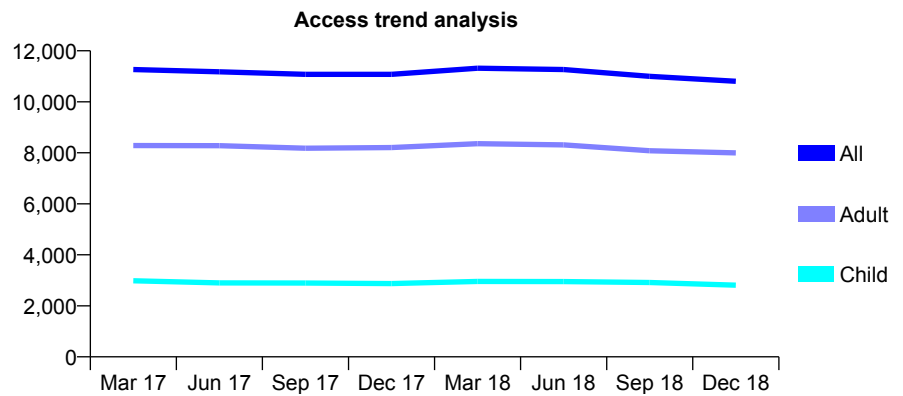
Q44 - Vital Signs At a Glance Contract Report for 138665/0001 - December 2018

Name or company name	Johnson & Whitehouse
Contract type name	GDS Contract
Purpose of contract	General
Contract start date	01/04/2009
Contract end date	

18/19 Contracted general activity (UDA)	32,052
Carry forward general activity (UDA)	667
18/19 Contracted orthodontic activity (UOA)	0
Carry forward orthodontic activity (UOA)	0
Baseline contract value	£974,451.63

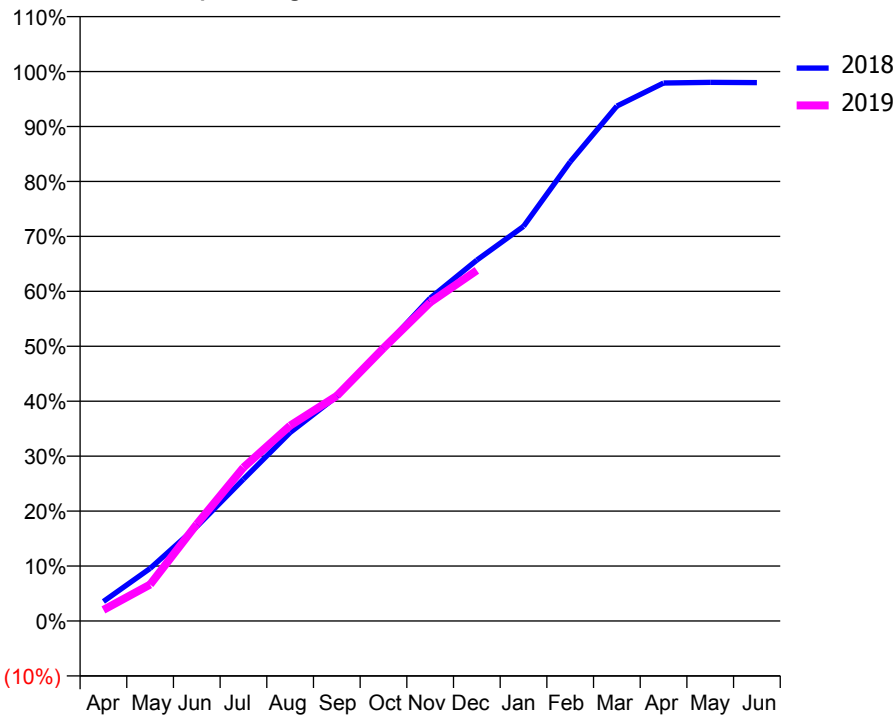
ACCESS*

Patients seen in 24 months	Total	Change since previous quarter
Quarter ending December 2017	11,077	
Quarter ending March 2018	11,316	↑
Quarter ending June 2018	11,266	→
Quarter ending September 2018	10,999	↓
Quarter ending December 2018	10,803	↓
Variance since December 2017	(2.5%)	↓



ACTIVITY

Cumulative percentage of contracted UDA delivered 2018 & 2019



Month	Adjusted Scheduled Activity (UDA)	
	2018	2019
April	1,137	650
May	3,071	2,124
June	5,508	5,653
July	8,269	8,957
August	10,992	11,400
September	13,099	13,130
October	15,916	15,916
November	18,838	18,588
December	21,053	20,456
January	23,022	
February	26,783	
March	30,036	
April	31,377	
May	31,419	
June	31,401	

QUALITY

	Quantity	Base Number	Contract	AT	Region	England
% of FP17s for the same patient ID Re-attending within 3 months - Children	397	2,976	13.3%	11.8%	12.3%	11.8%
% of FP17s for the same patient ID Re-attending within 3 months - Adults	1,395	7,813	17.9%	16.6%	15.8%	15.6%
% of FP17s for the same patient ID Re-attending between 3 & 9 months - Children	1,476	2,976	49.6%	58.0%	60.1%	58.8%
% of FP17s for the same patient ID Re-attending between 3 & 9 months - Adults	3,909	7,813	50.0%	52.0%	53.3%	51.0%
% of FP17s for Band 1 Urgent Courses	919	10,068	9.1%	9.7%	9.0%	9.0%
% of FP17s Relating to Free Repair or Replacements	154	10,068	1.5%	1.1%	1.0%	0.8%
% of FP17s Relating to Continuations	95	10,068	0.9%	1.1%	1.0%	0.9%
% of Patients satisfied with the dentistry they have received	3	4	N/A	94.2%	93.8%	93.2%
% of Patients satisfied with the time they had to wait for an appointment	3	4	N/A	92.4%	89.4%	88.3%

* This is based on patients treated on this contract for their most recent course of treatment. Figures in italics indicate the base number of FP17s or Patient Questionnaire responses are less than 100. N/A is shown where the base number of responses is less than 10 during the period. % is calculated as Quantity/Base number*100

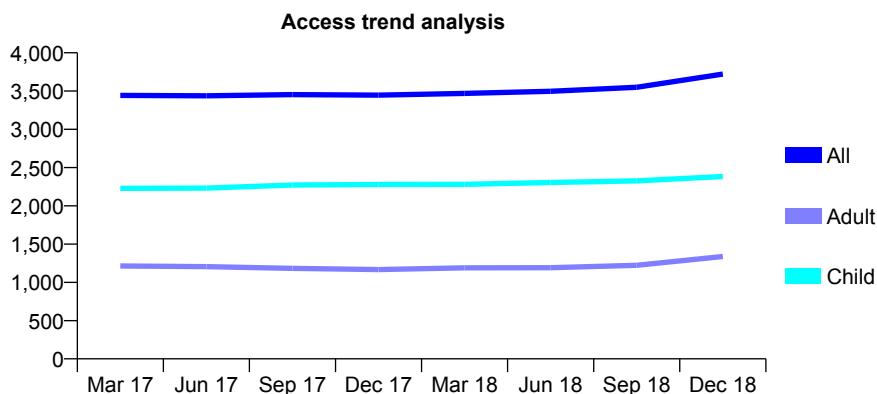
Q44 - Vital Signs At a Glance Contract Report for 138681/0001 - December 2018

Name or company name	The Old Surgery Dental Practice Ltd
Contract type name	GDS Contract
Purpose of contract	General
Contract start date	01/04/2011
Contract end date	

18/19 Contracted general activity (UDA)	8,539
Carry forward general activity (UDA)	0
18/19 Contracted orthodontic activity (UOA)	0
Carry forward orthodontic activity (UOA)	0
Baseline contract value	£456,339.20

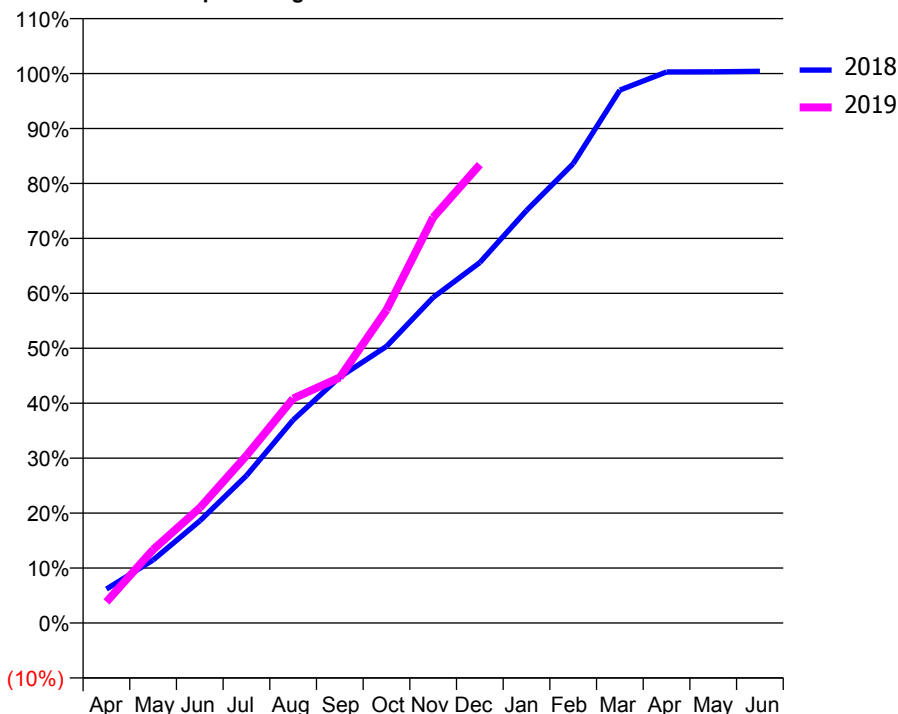
ACCESS*

Patients seen in 24 months	Total	Change since previous quarter
Quarter ending December 2017	3,446	
Quarter ending March 2018	3,470	→
Quarter ending June 2018	3,497	→
Quarter ending September 2018	3,549	→
Quarter ending December 2018	3,722	↑
Variance since December 2017	8.0%	↑



ACTIVITY

Cumulative percentage of contracted UDA delivered 2018 & 2019



Month	Adjusted Scheduled Activity (UDA)	
	2018	2019
April	527	329
May	979	1,140
June	1,586	1,789
July	2,292	2,602
August	3,154	3,488
September	3,821	3,815
October	4,299	4,864
November	5,058	6,303
December	5,602	7,124
January	6,410	
February	7,138	
March	8,281	
April	8,564	
May	8,566	
June	8,573	

QUALITY

	Quantity	Base Number	Contract	AT	Region	England
% of FP17s for the same patient ID Re-attending within 3 months - Children	214	2,576	8.3%	11.8%	12.3%	11.8%
% of FP17s for the same patient ID Re-attending within 3 months - Adults	215	1,259	17.1%	16.6%	15.8%	15.6%
% of FP17s for the same patient ID Re-attending between 3 & 9 months - Children	1,359	2,576	52.8%	58.0%	60.1%	58.8%
% of FP17s for the same patient ID Re-attending between 3 & 9 months - Adults	540	1,259	42.9%	52.0%	53.3%	51.0%
% of FP17s for Band 1 Urgent Courses	265	3,684	7.2%	9.7%	9.0%	9.0%
% of FP17s Relating to Free Repair or Replacements	1	3,684	0.0%	1.1%	1.0%	0.8%
% of FP17s Relating to Continuations	0	3,684	0.0%	1.1%	1.0%	0.9%
% of Patients satisfied with the dentistry they have received	3	3	N/A	94.2%	93.8%	93.2%
% of Patients satisfied with the time they had to wait for an appointment	3	3	N/A	92.4%	89.4%	88.3%

* This is based on patients treated on this contract for their most recent course of treatment. Figures in italics indicate the base number of FP17s or Patient Questionnaire responses are less than 100. N/A is shown where the base number of responses is less than 10 during the period. % is calculated as Quantity/Base number*100

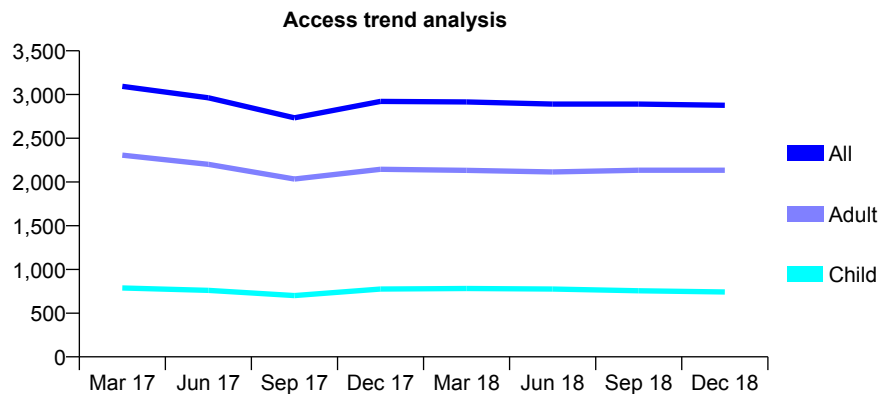
Q44 - Vital Signs At a Glance Contract Report for 138711/0001 - December 2018

Name or company name	Warren Drive Dental Practice
Contract type name	GDS Contract
Purpose of contract	General
Contract start date	01/04/2006
Contract end date	

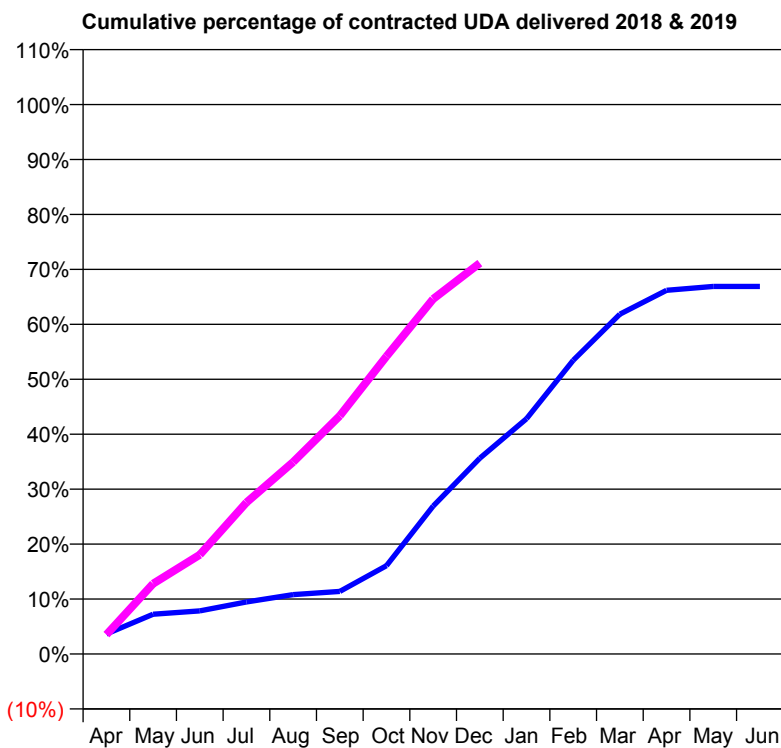
18/19 Contracted general activity (UDA)	8,407
Carry forward general activity (UDA)	0
18/19 Contracted orthodontic activity (UOA)	0
Carry forward orthodontic activity (UOA)	0
Baseline contract value	£265,009.73

ACCESS*

Patients seen in 24 months	Total	Change since previous quarter
Quarter ending December 2017	2,921	
Quarter ending March 2018	2,915	→
Quarter ending June 2018	2,890	→
Quarter ending September 2018	2,890	→
Quarter ending December 2018	2,877	→
Variance since December 2017	(1.5%)	↓



ACTIVITY



Month	Adjusted Scheduled Activity (UDA)	
	2018	2019
April	307	296
May	609	1,075
June	660	1,518
July	796	2,319
August	909	2,936
September	957	3,645
October	1,351	4,555
November	2,264	5,431
December	2,995	5,980
January	3,600	
February	4,492	
March	5,200	
April	5,565	
May	5,623	
June	5,623	

QUALITY

	Quantity	Base Number	Contract	AT	Region	England
% of FP17s for the same patient ID Re-attending within 3 months - Children	58	807	7.2%	11.8%	12.3%	11.8%
% of FP17s for the same patient ID Re-attending within 3 months - Adults	411	2,215	18.6%	16.6%	15.8%	15.6%
% of FP17s for the same patient ID Re-attending between 3 & 9 months - Children	466	807	57.7%	58.0%	60.1%	58.8%
% of FP17s for the same patient ID Re-attending between 3 & 9 months - Adults	953	2,215	43.0%	52.0%	53.3%	51.0%
% of FP17s for Band 1 Urgent Courses	370	2,831	13.1%	9.7%	9.0%	9.0%
% of FP17s Relating to Free Repair or Replacements	20	2,831	0.7%	1.1%	1.0%	0.8%
% of FP17s Relating to Continuations	66	2,831	2.3%	1.1%	1.0%	0.9%
% of Patients satisfied with the dentistry they have received	1	1	N/A	94.2%	93.8%	93.2%
% of Patients satisfied with the time they had to wait for an appointment	1	1	N/A	92.4%	89.4%	88.3%

* This is based on patients treated on this contract for their most recent course of treatment. Figures in italics indicate the base number of FP17s or Patient Questionnaire responses are less than 100. N/A is shown where the base number of responses is less than 10 during the period. % is calculated as Quantity/Base number*100

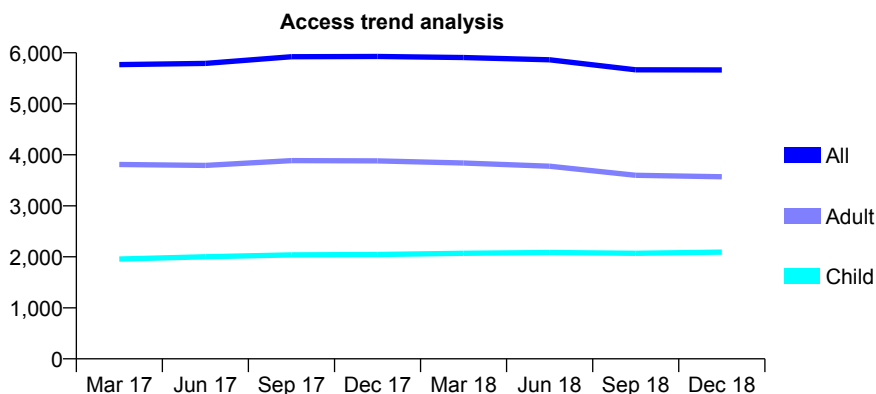
Q44 - Vital Signs At a Glance Contract Report for 139467/0001 - December 2018

Name or company name	Sandon Dental Practice
Contract type name	GDS Contract
Purpose of contract	General
Contract start date	01/01/2011
Contract end date	

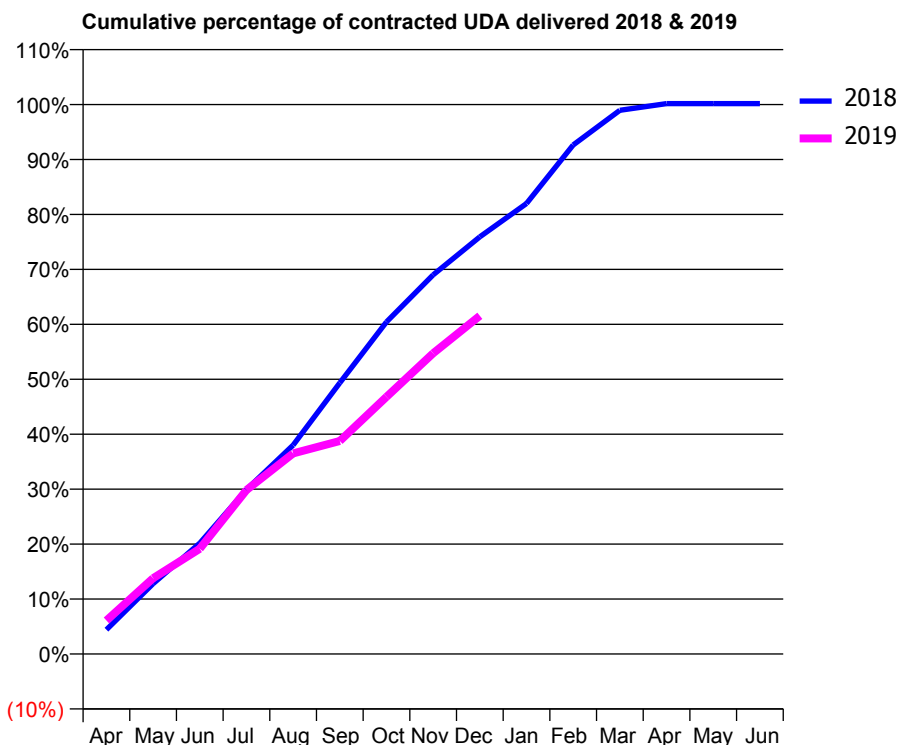
18/19 Contracted general activity (UDA)	11,145
Carry forward general activity (UDA)	0
18/19 Contracted orthodontic activity (UOA)	0
Carry forward orthodontic activity (UOA)	0
Baseline contract value	£272,307.04

ACCESS*

Patients seen in 24 months	Total	Change since previous quarter
Quarter ending December 2017	5,928	
Quarter ending March 2018	5,908	→
Quarter ending June 2018	5,863	→
Quarter ending September 2018	5,667	↓
Quarter ending December 2018	5,663	→
Variance since December 2017	(4.5%)	↓



ACTIVITY



Month	Adjusted Scheduled Activity (UDA)	
	2018	2019
April	495	681
May	1,426	1,537
June	2,250	2,135
July	3,336	3,325
August	4,237	4,068
September	5,500	4,320
October	6,738	5,214
November	7,693	6,099
December	8,462	6,861
January	9,140	
February	10,326	
March	11,030	
April	11,164	
May	11,164	
June	11,164	

QUALITY

	Quantity	Base Number	Contract	AT	Region	England
% of FP17s for the same patient ID Re-attending within 3 months - Children	146	2,367	6.2%	11.8%	12.3%	11.8%
% of FP17s for the same patient ID Re-attending within 3 months - Adults	386	3,025	12.8%	16.6%	15.8%	15.6%
% of FP17s for the same patient ID Re-attending between 3 & 9 months - Children	1,438	2,367	60.8%	58.0%	60.1%	58.8%
% of FP17s for the same patient ID Re-attending between 3 & 9 months - Adults	1,532	3,025	50.6%	52.0%	53.3%	51.0%
% of FP17s for Band 1 Urgent Courses	293	4,557	6.4%	9.7%	9.0%	9.0%
% of FP17s Relating to Free Repair or Replacements	4	4,557	0.1%	1.1%	1.0%	0.8%
% of FP17s Relating to Continuations	33	4,557	0.7%	1.1%	1.0%	0.9%
% of Patients satisfied with the dentistry they have received	6	6	N/A	94.2%	93.8%	93.2%
% of Patients satisfied with the time they had to wait for an appointment	6	6	N/A	92.4%	89.4%	88.3%

* This is based on patients treated on this contract for their most recent course of treatment. Figures in italics indicate the base number of FP17s or Patient Questionnaire responses are less than 100. N/A is shown where the base number of responses is less than 10 during the period. % is calculated as Quantity/Base number*100

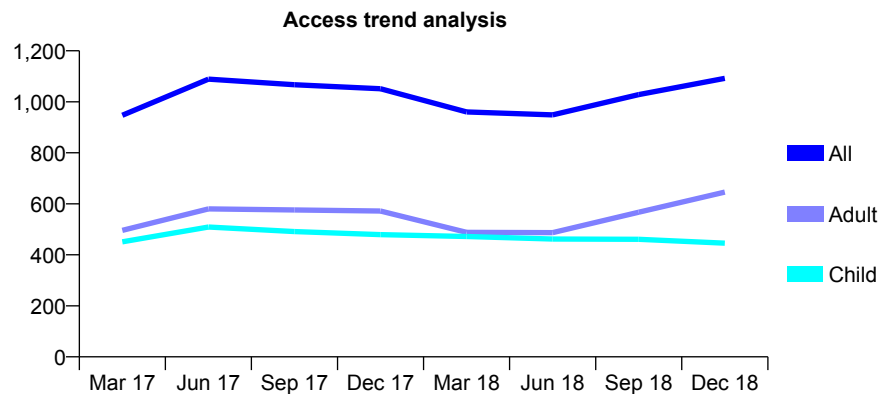
Q44 - Vital Signs At a Glance Contract Report for 140678/0001 - December 2018

Name or company name	Allen House Dental Practice
Contract type name	GDS Contract
Purpose of contract	General
Contract start date	01/07/2015
Contract end date	

18/19 Contracted general activity (UDA)	2,821
Carry forward general activity (UDA)	0
18/19 Contracted orthodontic activity (UOA)	0
Carry forward orthodontic activity (UOA)	0
Baseline contract value	£87,308.83

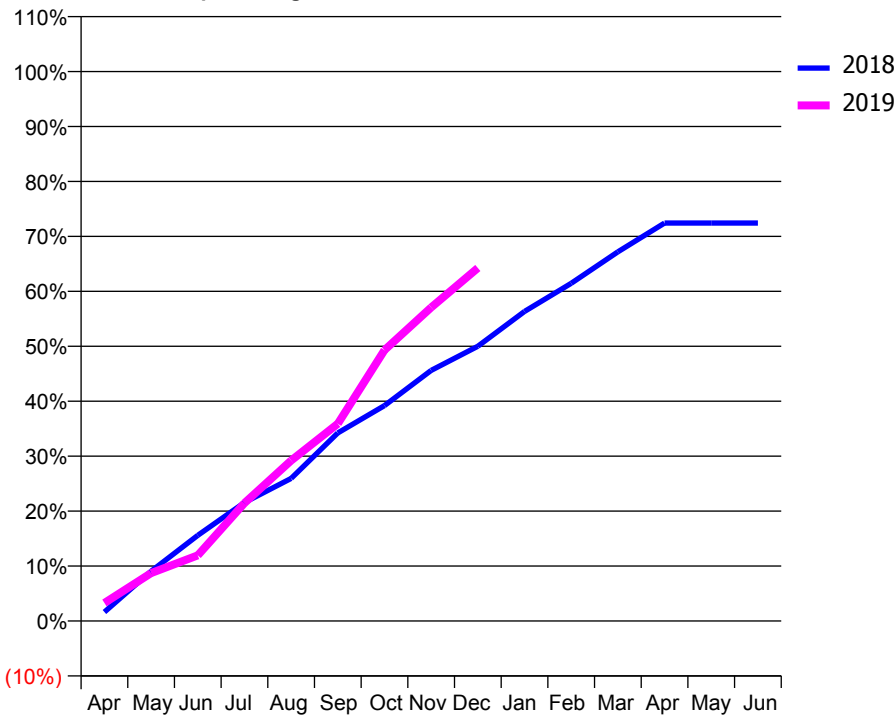
ACCESS*

Patients seen in 24 months	Total	Change since previous quarter
Quarter ending December 2017	1,051	
Quarter ending March 2018	960	↓
Quarter ending June 2018	949	↓
Quarter ending September 2018	1,028	↑
Quarter ending December 2018	1,092	↑
Variance since December 2017	3.9%	↑



ACTIVITY

Cumulative percentage of contracted UDA delivered 2018 & 2019



Month	Adjusted Scheduled Activity (UDA)	
	2018	2019
April	46	93
May	256	246
June	440	337
July	608	606
August	732	824
September	966	1,013
October	1,106	1,391
November	1,287	1,610
December	1,411	1,812
January	1,589	
February	1,734	
March	1,895	
April	2,043	
May	2,043	
June	2,043	

QUALITY

	Quantity	Base Number	Contract	AT	Region	England
% of FP17s for the same patient ID Re-attending within 3 months - Children	41	527	7.8%	11.8%	12.3%	11.8%
% of FP17s for the same patient ID Re-attending within 3 months - Adults	71	674	10.5%	16.6%	15.8%	15.6%
% of FP17s for the same patient ID Re-attending between 3 & 9 months - Children	318	527	60.3%	58.0%	60.1%	58.8%
% of FP17s for the same patient ID Re-attending between 3 & 9 months - Adults	265	674	39.3%	52.0%	53.3%	51.0%
% of FP17s for Band 1 Urgent Courses	56	1,060	5.3%	9.7%	9.0%	9.0%
% of FP17s Relating to Free Repair or Replacements	1	1,060	0.1%	1.1%	1.0%	0.8%
% of FP17s Relating to Continuations	1	1,060	0.1%	1.1%	1.0%	0.9%
% of Patients satisfied with the dentistry they have received	2	2	N/A	94.2%	93.8%	93.2%
% of Patients satisfied with the time they had to wait for an appointment	2	2	N/A	92.4%	89.4%	88.3%

* This is based on patients treated on this contract for their most recent course of treatment. Figures in italics indicate the base number of FP17s or Patient Questionnaire responses are less than 100. N/A is shown where the base number of responses is less than 10 during the period. % is calculated as Quantity/Base number*100

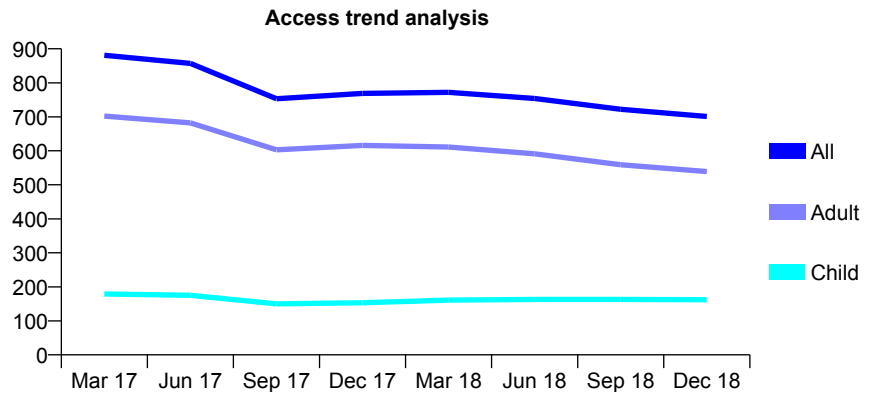
Q44 - Vital Signs At a Glance Contract Report for 141305/0016 - December 2018

Name or company name	East Cheshire NHS Trust
Contract type name	PDS Contract
Purpose of contract	General
Contract start date	01/04/2015
Contract end date	31/03/2020

18/19 Contracted general activity (UDA)	4,150
Carry forward general activity (UDA)	0
18/19 Contracted orthodontic activity (UOA)	0
Carry forward orthodontic activity (UOA)	0
Baseline contract value	£802,528.60

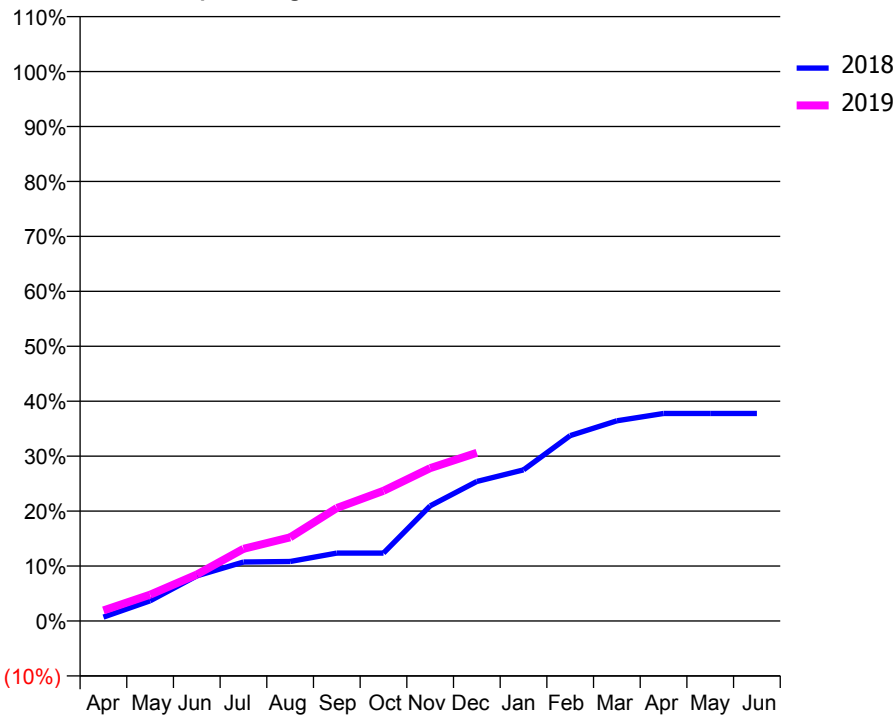
ACCESS*

Patients seen in 24 months	Total	Change since previous quarter
Quarter ending December 2017	769	
Quarter ending March 2018	772	→
Quarter ending June 2018	754	↓
Quarter ending September 2018	722	↓
Quarter ending December 2018	701	↓
Variance since December 2017	(8.8%)	↓



ACTIVITY

Cumulative percentage of contracted UDA delivered 2018 & 2019



Month	Adjusted Scheduled Activity (UDA)	
	2018	2019
April	30	80
May	153	198
June	340	351
July	445	546
August	449	632
September	513	853
October	513	984
November	870	1,154
December	1,054	1,271
January	1,142	
February	1,400	
March	1,512	
April	1,567	
May	1,567	
June	1,567	

QUALITY

	Quantity	Base Number	Contract	AT	Region	England
% of FP17s for the same patient ID Re-attending within 3 months - Children	21	175	12.0%	11.8%	12.3%	11.8%
% of FP17s for the same patient ID Re-attending within 3 months - Adults	52	426	12.2%	16.6%	15.8%	15.6%
% of FP17s for the same patient ID Re-attending between 3 & 9 months - Children	46	175	26.3%	58.0%	60.1%	58.8%
% of FP17s for the same patient ID Re-attending between 3 & 9 months - Adults	160	426	37.6%	52.0%	53.3%	51.0%
% of FP17s for Band 1 Urgent Courses	28	573	4.9%	9.7%	9.0%	9.0%
% of FP17s Relating to Free Repair or Replacements	1	573	0.2%	1.1%	1.0%	0.8%
% of FP17s Relating to Continuations	3	573	0.5%	1.1%	1.0%	0.9%
% of Patients satisfied with the dentistry they have received	1	1	N/A	94.2%	93.8%	93.2%
% of Patients satisfied with the time they had to wait for an appointment	1	1	N/A	92.4%	89.4%	88.3%

* This is based on patients treated on this contract for their most recent course of treatment. Figures in italics indicate the base number of FP17s or Patient Questionnaire responses are less than 100. N/A is shown where the base number of responses is less than 10 during the period. % is calculated as Quantity/Base number*100

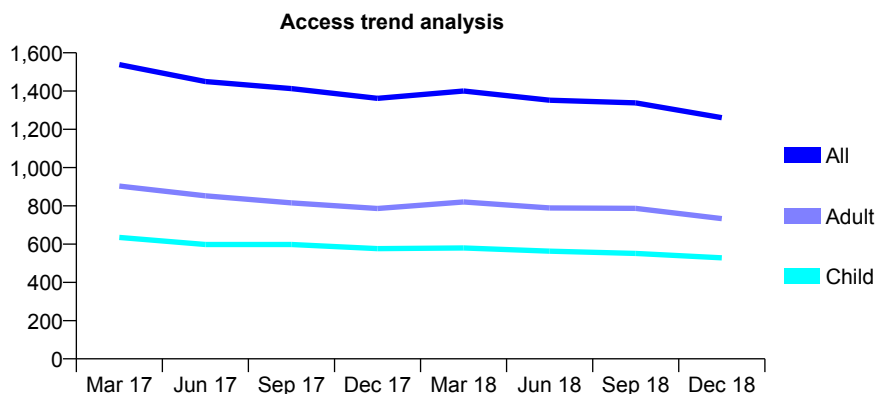
Q44 - Vital Signs At a Glance Contract Report for 141380/0001 - December 2018

Name or company name	Jackson & Lax
Contract type name	GDS Contract
Purpose of contract	General
Contract start date	01/04/2009
Contract end date	

18/19 Contracted general activity (UDA)	4,000
Carry forward general activity (UDA)	0
18/19 Contracted orthodontic activity (UOA)	0
Carry forward orthodontic activity (UOA)	0
Baseline contract value	£106,723.33

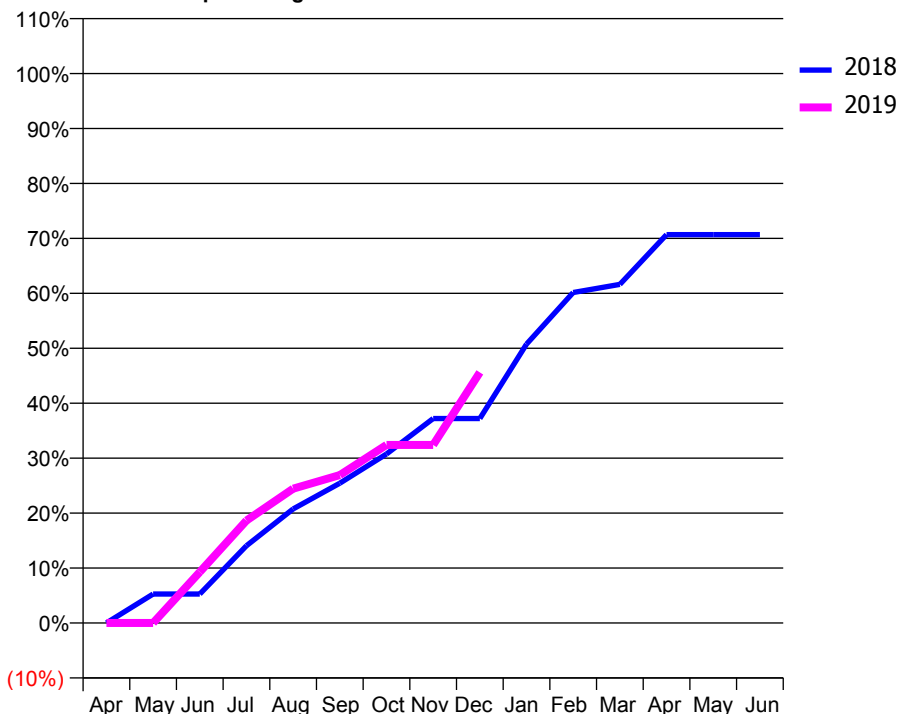
ACCESS*

Patients seen in 24 months	Total	Change since previous quarter
Quarter ending December 2017	1,362	
Quarter ending March 2018	1,400	↑
Quarter ending June 2018	1,352	↓
Quarter ending September 2018	1,338	↓
Quarter ending December 2018	1,261	↓
Variance since December 2017	(7.4%)	↓



ACTIVITY

Cumulative percentage of contracted UDA delivered 2018 & 2019



Adjusted Scheduled Activity (UDA)		
Month	2018	2019
April	0	0
May	268	0
June	268	371
July	714	746
August	1,055	978
September	1,293	1,077
October	1,563	1,296
November	1,891	1,296
December	1,891	1,825
January	2,579	
February	3,056	
March	3,132	
April	3,591	
May	3,591	
June	3,591	

QUALITY

	Quantity	Base Number	Contract	AT	Region	England
% of FP17s for the same patient ID Re-attending within 3 months - Children	36	581	6.2%	11.8%	12.3%	11.8%
% of FP17s for the same patient ID Re-attending within 3 months - Adults	56	540	10.4%	16.6%	15.8%	15.6%
% of FP17s for the same patient ID Re-attending between 3 & 9 months - Children	402	581	69.2%	58.0%	60.1%	58.8%
% of FP17s for the same patient ID Re-attending between 3 & 9 months - Adults	271	540	50.2%	52.0%	53.3%	51.0%
% of FP17s for Band 1 Urgent Courses	54	911	5.9%	9.7%	9.0%	9.0%
% of FP17s Relating to Free Repair or Replacements	0	911	0.0%	1.1%	1.0%	0.8%
% of FP17s Relating to Continuations	7	911	0.8%	1.1%	1.0%	0.9%
% of Patients satisfied with the dentistry they have received	3	3	N/A	94.2%	93.8%	93.2%
% of Patients satisfied with the time they had to wait for an appointment	3	3	N/A	92.4%	89.4%	88.3%

* This is based on patients treated on this contract for their most recent course of treatment. Figures in italics indicate the base number of FP17s or Patient Questionnaire responses are less than 100. N/A is shown where the base number of responses is less than 10 during the period. % is calculated as Quantity/Base number*100

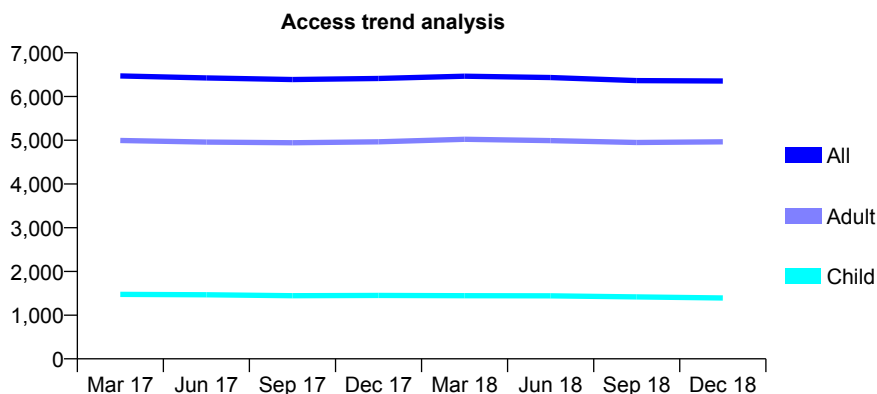
Q44 - Vital Signs At a Glance Contract Report for 142239/0001 - December 2018

Name or company name	Banks House Dental Practice
Contract type name	GDS Contract
Purpose of contract	General
Contract start date	01/04/2006
Contract end date	

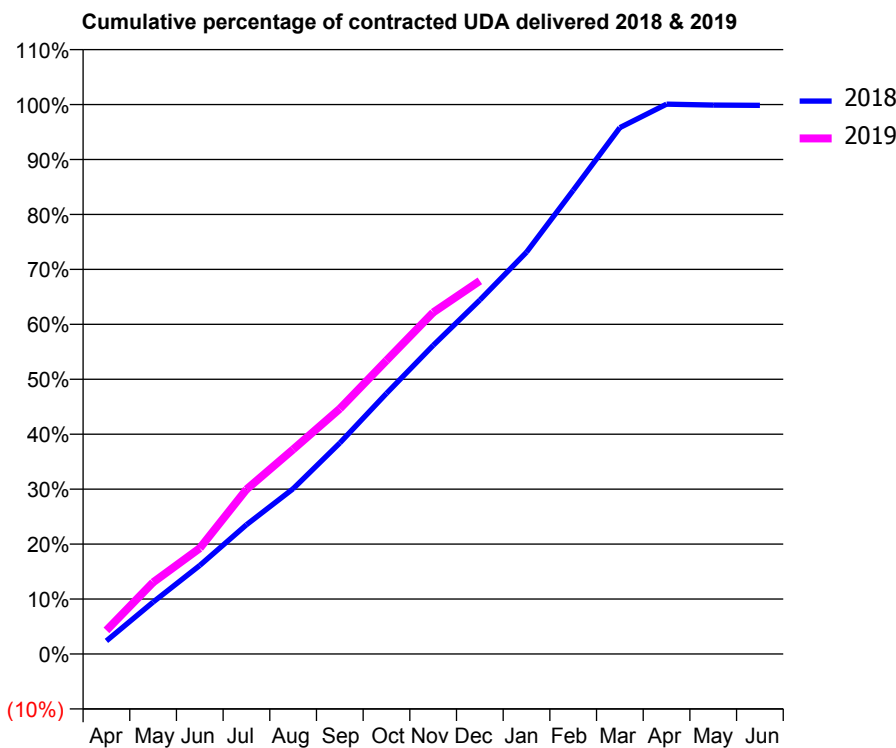
18/19 Contracted general activity (UDA)	18,342
Carry forward general activity (UDA)	29
18/19 Contracted orthodontic activity (UOA)	0
Carry forward orthodontic activity (UOA)	0
Baseline contract value	£544,830.60

ACCESS*

Patients seen in 24 months	Total	Change since previous quarter
Quarter ending December 2017	6,413	
Quarter ending March 2018	6,466	→
Quarter ending June 2018	6,434	→
Quarter ending September 2018	6,365	↓
Quarter ending December 2018	6,355	→
Variance since December 2017	(0.9%)	→



ACTIVITY



Month	Adjusted Scheduled Activity (UDA)	
	2018	2019
April	439	791
May	1,735	2,392
June	2,956	3,533
July	4,315	5,493
August	5,515	6,829
September	7,044	8,187
October	8,698	9,800
November	10,304	11,403
December	11,817	12,457
January	13,413	
February	15,478	
March	17,569	
April	18,352	
May	18,323	
June	18,313	

QUALITY

	Quantity	Base Number	Contract	AT	Region	England
% of FP17s for the same patient ID Re-attending within 3 months - Children	293	1,735	16.9%	11.8%	12.3%	11.8%
% of FP17s for the same patient ID Re-attending within 3 months - Adults	575	4,354	13.2%	16.6%	15.8%	15.6%
% of FP17s for the same patient ID Re-attending between 3 & 9 months - Children	989	1,735	57.0%	58.0%	60.1%	58.8%
% of FP17s for the same patient ID Re-attending between 3 & 9 months - Adults	1,803	4,354	41.4%	52.0%	53.3%	51.0%
% of FP17s for Band 1 Urgent Courses	318	5,787	5.5%	9.7%	9.0%	9.0%
% of FP17s Relating to Free Repair or Replacements	101	5,787	1.7%	1.1%	1.0%	0.8%
% of FP17s Relating to Continuations	24	5,787	0.4%	1.1%	1.0%	0.9%
% of Patients satisfied with the dentistry they have received	3	3	N/A	94.2%	93.8%	93.2%
% of Patients satisfied with the time they had to wait for an appointment	3	3	N/A	92.4%	89.4%	88.3%

* This is based on patients treated on this contract for their most recent course of treatment. Figures in italics indicate the base number of FP17s or Patient Questionnaire responses are less than 100. N/A is shown where the base number of responses is less than 10 during the period. % is calculated as Quantity/Base number*100

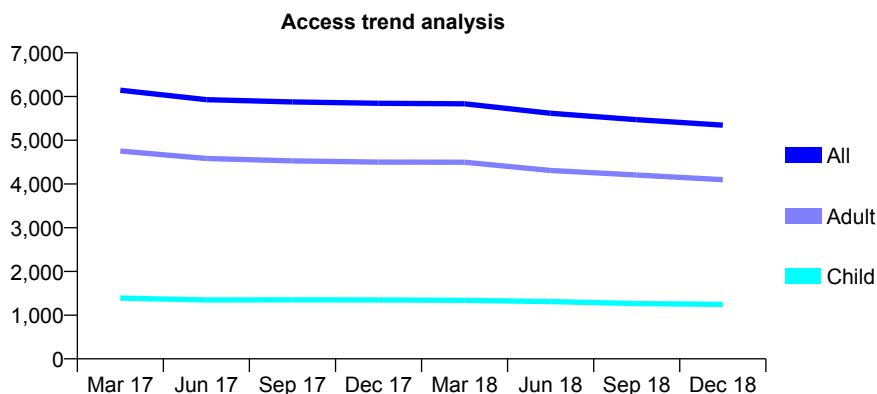
Q44 - Vital Signs At a Glance Contract Report for 143243/0001 - December 2018

Name or company name	IDH Ltd
Contract type name	GDS Contract
Purpose of contract	General
Contract start date	01/07/2008
Contract end date	

18/19 Contracted general activity (UDA)	16,035
Carry forward general activity (UDA)	0
18/19 Contracted orthodontic activity (UOA)	0
Carry forward orthodontic activity (UOA)	0
Baseline contract value	£467,821.79

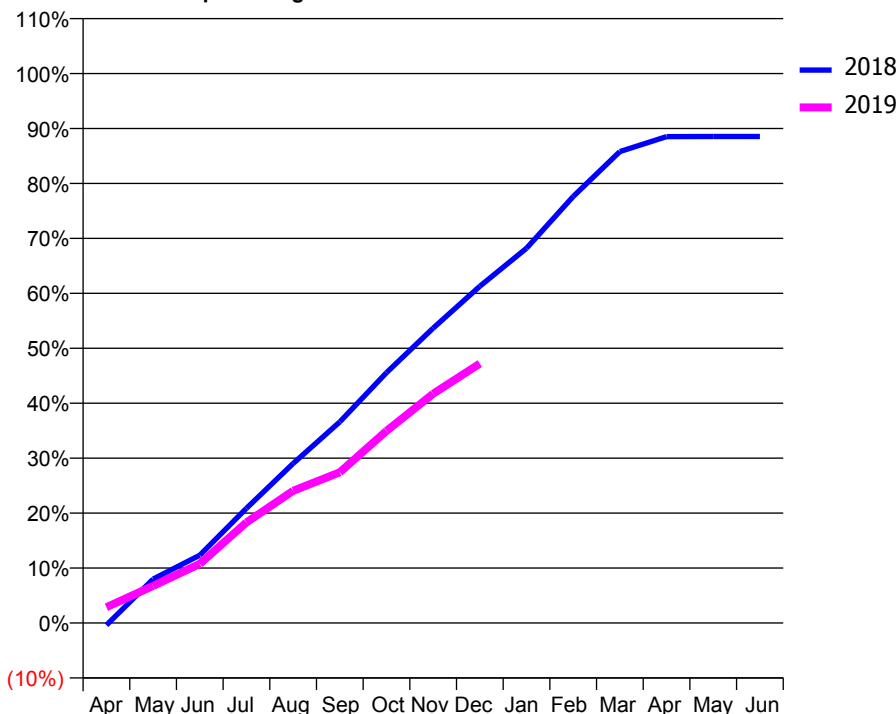
ACCESS*

Patients seen in 24 months	Total	Change since previous quarter
Quarter ending December 2017	5,846	
Quarter ending March 2018	5,833	→
Quarter ending June 2018	5,618	↓
Quarter ending September 2018	5,471	↓
Quarter ending December 2018	5,345	↓
Variance since December 2017	(8.6%)	↓



ACTIVITY

Cumulative percentage of contracted UDA delivered 2018 & 2019



Adjusted Scheduled Activity (UDA)

Month	2018	2019
April	-64	460
May	1,282	1,085
June	1,981	1,727
July	3,350	2,934
August	4,657	3,857
September	5,870	4,397
October	7,306	5,607
November	8,604	6,689
December	9,828	7,570
January	10,938	
February	12,447	
March	13,758	
April	14,194	
May	14,197	
June	14,196	

QUALITY

	Quantity	Base Number	Contract	AT	Region	England
% of FP17s for the same patient ID Re-attending within 3 months - Children	47	955	4.9%	11.8%	12.3%	11.8%
% of FP17s for the same patient ID Re-attending within 3 months - Adults	395	3,008	13.1%	16.6%	15.8%	15.6%
% of FP17s for the same patient ID Re-attending between 3 & 9 months - Children	484	955	50.7%	58.0%	60.1%	58.8%
% of FP17s for the same patient ID Re-attending between 3 & 9 months - Adults	1,428	3,008	47.5%	52.0%	53.3%	51.0%
% of FP17s for Band 1 Urgent Courses	304	3,749	8.1%	9.7%	9.0%	9.0%
% of FP17s Relating to Free Repair or Replacements	32	3,749	0.9%	1.1%	1.0%	0.8%
% of FP17s Relating to Continuations	86	3,749	2.3%	1.1%	1.0%	0.9%
% of Patients satisfied with the dentistry they have received	4	4	N/A	94.2%	93.8%	93.2%
% of Patients satisfied with the time they had to wait for an appointment	4	4	N/A	92.4%	89.4%	88.3%

* This is based on patients treated on this contract for their most recent course of treatment. Figures in italics indicate the base number of FP17s or Patient Questionnaire responses are less than 100. N/A is shown where the base number of responses is less than 10 during the period. % is calculated as Quantity/Base number*100

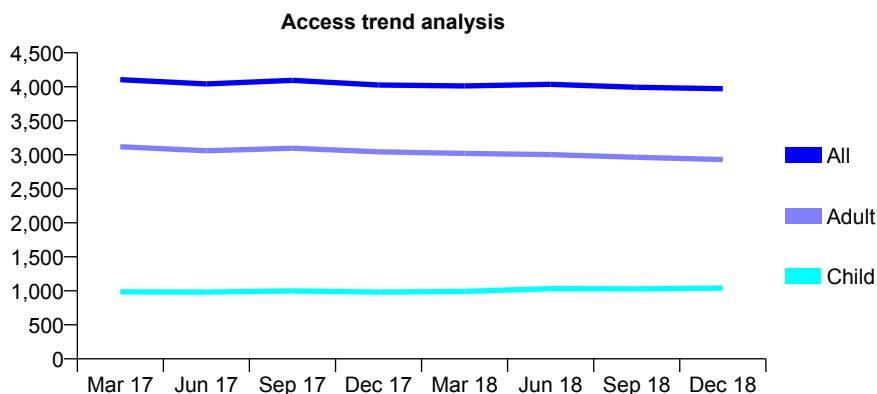
Q44 - Vital Signs At a Glance Contract Report for 143243/0002 - December 2018

Name or company name	IDH Ltd
Contract type name	GDS Contract
Purpose of contract	General
Contract start date	01/07/2008
Contract end date	

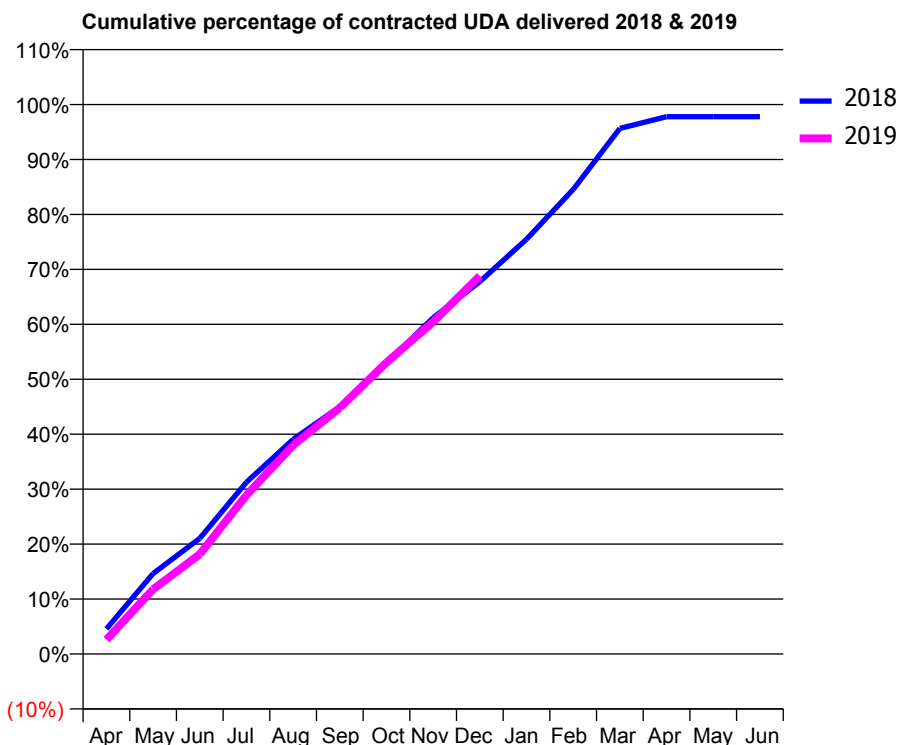
18/19 Contracted general activity (UDA)	12,500
Carry forward general activity (UDA)	276
18/19 Contracted orthodontic activity (UOA)	0
Carry forward orthodontic activity (UOA)	0
Baseline contract value	£320,278.91

ACCESS*

Patients seen in 24 months	Total	Change since previous quarter
Quarter ending December 2017	4,026	
Quarter ending March 2018	4,012	→
Quarter ending June 2018	4,036	→
Quarter ending September 2018	3,993	↓
Quarter ending December 2018	3,972	→
Variance since December 2017	(1.3%)	↓



ACTIVITY



Month	Adjusted Scheduled Activity (UDA)	
	2018	2019
April	573	327
May	1,831	1,473
June	2,632	2,271
July	3,907	3,615
August	4,882	4,748
September	5,625	5,601
October	6,613	6,634
November	7,649	7,556
December	8,471	8,601
January	9,436	
February	10,568	
March	11,955	
April	12,223	
May	12,223	
June	12,223	

QUALITY

	Quantity	Base Number	Contract	AT	Region	England
% of FP17s for the same patient ID Re-attending within 3 months - Children	129	1,222	10.6%	11.8%	12.3%	11.8%
% of FP17s for the same patient ID Re-attending within 3 months - Adults	461	3,011	15.3%	16.6%	15.8%	15.6%
% of FP17s for the same patient ID Re-attending between 3 & 9 months - Children	653	1,222	53.4%	58.0%	60.1%	58.8%
% of FP17s for the same patient ID Re-attending between 3 & 9 months - Adults	1,561	3,011	51.8%	52.0%	53.3%	51.0%
% of FP17s for Band 1 Urgent Courses	510	4,100	12.4%	9.7%	9.0%	9.0%
% of FP17s Relating to Free Repair or Replacements	27	4,100	0.7%	1.1%	1.0%	0.8%
% of FP17s Relating to Continuations	56	4,100	1.4%	1.1%	1.0%	0.9%
% of Patients satisfied with the dentistry they have received	1	1	N/A	94.2%	93.8%	93.2%
% of Patients satisfied with the time they had to wait for an appointment	1	1	N/A	92.4%	89.4%	88.3%

* This is based on patients treated on this contract for their most recent course of treatment. Figures in italics indicate the base number of FP17s or Patient Questionnaire responses are less than 100. N/A is shown where the base number of responses is less than 10 during the period. % is calculated as Quantity/Base number*100

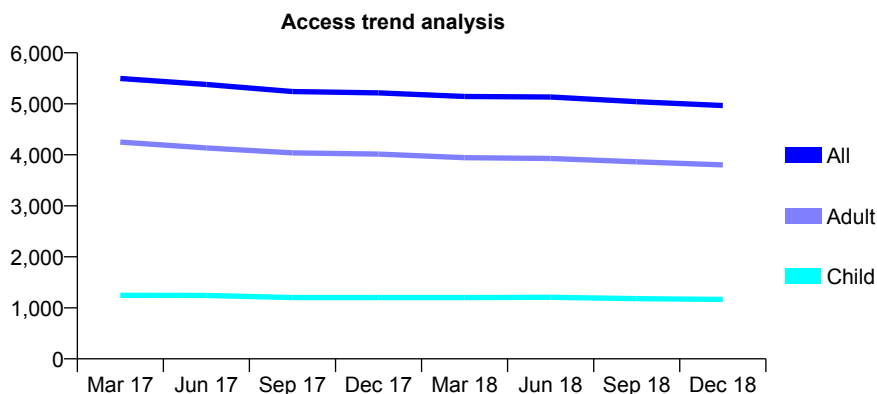
Q44 - Vital Signs At a Glance Contract Report for 143243/0003 - December 2018

Name or company name	IDH Ltd
Contract type name	GDS Contract
Purpose of contract	General
Contract start date	01/07/2008
Contract end date	

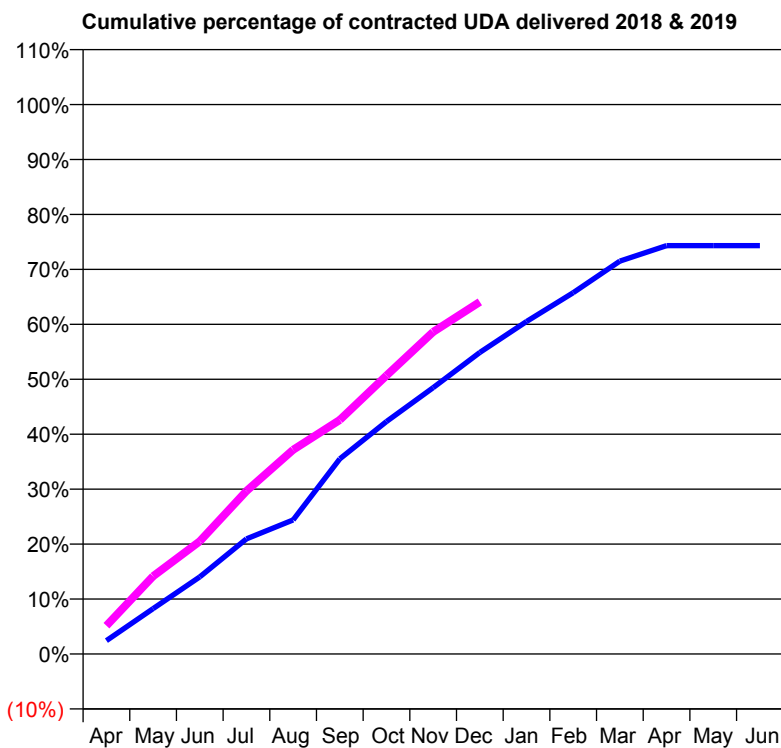
18/19 Contracted general activity (UDA)	15,700
Carry forward general activity (UDA)	0
18/19 Contracted orthodontic activity (UOA)	0
Carry forward orthodontic activity (UOA)	0
Baseline contract value	£450,837.96

ACCESS*

Patients seen in 24 months	Total	Change since previous quarter
Quarter ending December 2017	5,214	
Quarter ending March 2018	5,145	↓
Quarter ending June 2018	5,134	→
Quarter ending September 2018	5,043	↓
Quarter ending December 2018	4,967	↓
Variance since December 2017	(4.7%)	↓



ACTIVITY



Month	Adjusted Scheduled Activity (UDA)	
	2018	2019
April	381	809
May	1,296	2,224
June	2,205	3,220
July	3,291	4,657
August	3,830	5,833
September	5,576	6,690
October	6,642	7,957
November	7,610	9,204
December	8,617	10,061
January	9,499	
February	10,321	
March	11,227	
April	11,667	
May	11,667	
June	11,667	

QUALITY

	Quantity	Base Number	Contract	AT	Region	England
% of FP17s for the same patient ID Re-attending within 3 months - Children	74	1,210	6.1%	11.8%	12.3%	11.8%
% of FP17s for the same patient ID Re-attending within 3 months - Adults	600	3,811	15.7%	16.6%	15.8%	15.6%
% of FP17s for the same patient ID Re-attending between 3 & 9 months - Children	661	1,210	54.6%	58.0%	60.1%	58.8%
% of FP17s for the same patient ID Re-attending between 3 & 9 months - Adults	1,695	3,811	44.5%	52.0%	53.3%	51.0%
% of FP17s for Band 1 Urgent Courses	438	4,825	9.1%	9.7%	9.0%	9.0%
% of FP17s Relating to Free Repair or Replacements	50	4,825	1.0%	1.1%	1.0%	0.8%
% of FP17s Relating to Continuations	106	4,825	2.2%	1.1%	1.0%	0.9%
% of Patients satisfied with the dentistry they have received	4	5	N/A	94.2%	93.8%	93.2%
% of Patients satisfied with the time they had to wait for an appointment	3	5	N/A	92.4%	89.4%	88.3%

* This is based on patients treated on this contract for their most recent course of treatment. Figures in italics indicate the base number of FP17s or Patient Questionnaire responses are less than 100. N/A is shown where the base number of responses is less than 10 during the period. % is calculated as Quantity/Base number*100

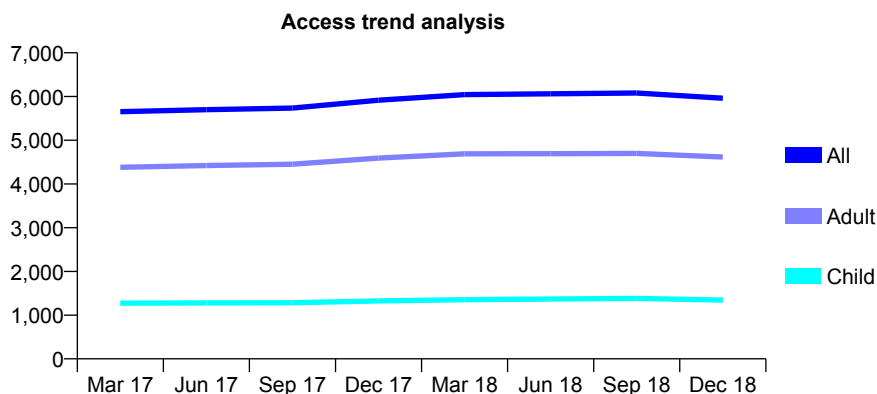
Q44 - Vital Signs At a Glance Contract Report for 143243/0004 - December 2018

Name or company name	IDH Ltd
Contract type name	GDS Contract
Purpose of contract	General
Contract start date	01/07/2008
Contract end date	

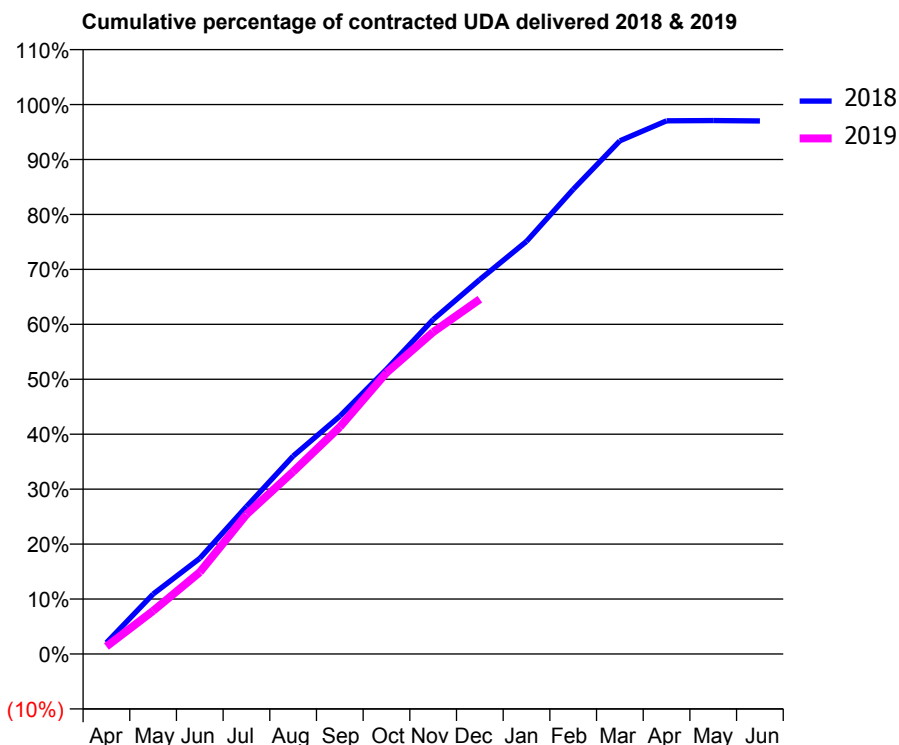
18/19 Contracted general activity (UDA)	17,095
Carry forward general activity (UDA)	509
18/19 Contracted orthodontic activity (UOA)	0
Carry forward orthodontic activity (UOA)	0
Baseline contract value	£374,001.01

ACCESS*

Patients seen in 24 months	Total	Change since previous quarter
Quarter ending December 2017	5,916	
Quarter ending March 2018	6,044	↑
Quarter ending June 2018	6,061	→
Quarter ending September 2018	6,081	→
Quarter ending December 2018	5,961	↓
Variance since December 2017	0.8%	→



ACTIVITY



Month	Adjusted Scheduled Activity (UDA)	
	2018	2019
April	349	236
May	1,866	1,341
June	2,978	2,547
July	4,587	4,343
August	6,157	5,671
September	7,397	7,064
October	8,859	8,752
November	10,408	10,016
December	11,651	11,037
January	12,839	
February	14,455	
March	15,965	
April	16,588	
May	16,596	
June	16,585	

QUALITY

	Quantity	Base Number	Contract	AT	Region	England
% of FP17s for the same patient ID Re-attending within 3 months - Children	66	1,276	5.2%	11.8%	12.3%	11.8%
% of FP17s for the same patient ID Re-attending within 3 months - Adults	491	4,384	11.2%	16.6%	15.8%	15.6%
% of FP17s for the same patient ID Re-attending between 3 & 9 months - Children	770	1,276	60.3%	58.0%	60.1%	58.8%
% of FP17s for the same patient ID Re-attending between 3 & 9 months - Adults	2,429	4,384	55.4%	52.0%	53.3%	51.0%
% of FP17s for Band 1 Urgent Courses	361	5,393	6.7%	9.7%	9.0%	9.0%
% of FP17s Relating to Free Repair or Replacements	56	5,393	1.0%	1.1%	1.0%	0.8%
% of FP17s Relating to Continuations	83	5,393	1.5%	1.1%	1.0%	0.9%
% of Patients satisfied with the dentistry they have received	4	5	N/A	94.2%	93.8%	93.2%
% of Patients satisfied with the time they had to wait for an appointment	5	5	N/A	92.4%	89.4%	88.3%

* This is based on patients treated on this contract for their most recent course of treatment. Figures in italics indicate the base number of FP17s or Patient Questionnaire responses are less than 100. N/A is shown where the base number of responses is less than 10 during the period. % is calculated as Quantity/Base number*100

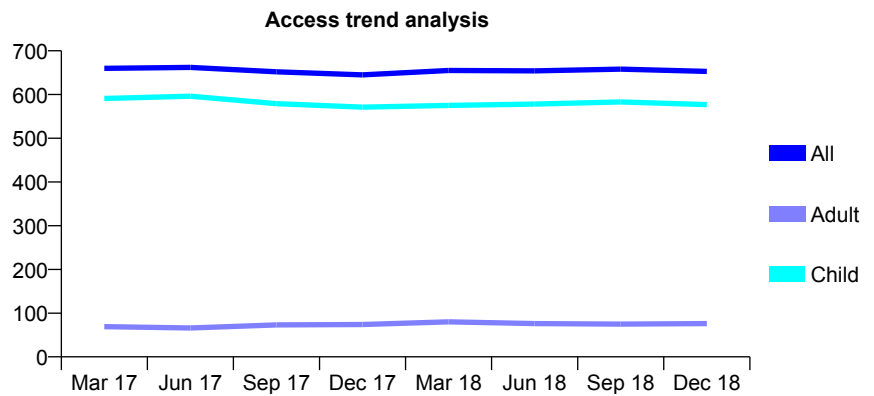
Q44 - Vital Signs At a Glance Contract Report for 144606/0001 - December 2018

Name or company name	Rock House Dental Practice
Contract type name	GDS Contract
Purpose of contract	General
Contract start date	01/11/2011
Contract end date	

18/19 Contracted general activity (UDA)	1,498
Carry forward general activity (UDA)	0
18/19 Contracted orthodontic activity (UOA)	0
Carry forward orthodontic activity (UOA)	0
Baseline contract value	£39,131.96

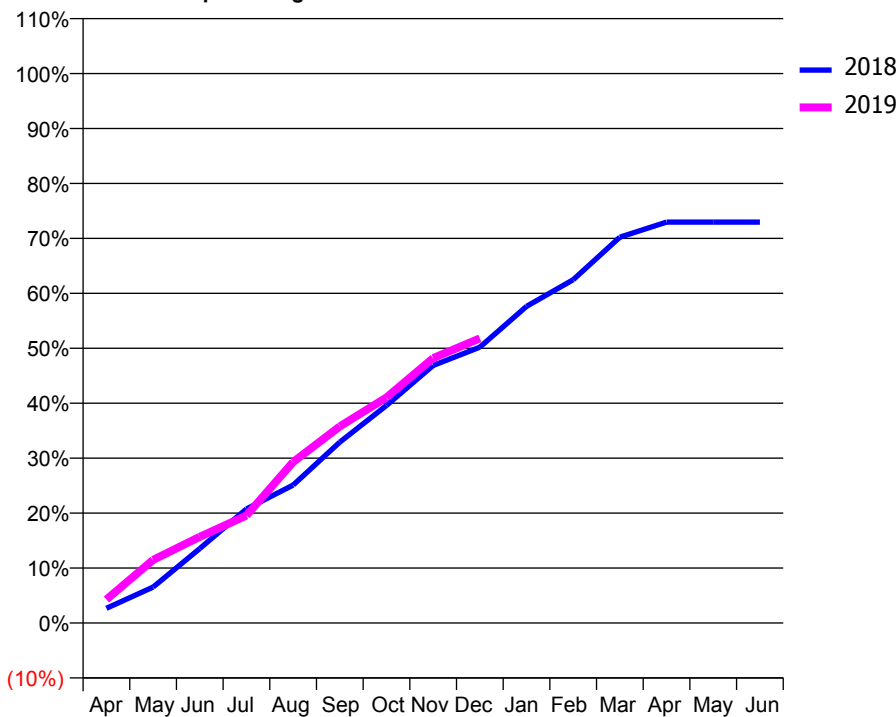
ACCESS*

Patients seen in 24 months	Total	Change since previous quarter
Quarter ending December 2017	645	
Quarter ending March 2018	655	→
Quarter ending June 2018	654	→
Quarter ending September 2018	658	→
Quarter ending December 2018	653	→
Variance since December 2017	1.2%	→



ACTIVITY

Cumulative percentage of contracted UDA delivered 2018 & 2019



Month	Adjusted Scheduled Activity (UDA)	
	2018	2019
April	40	64
May	98	172
June	203	235
July	311	293
August	376	439
September	493	536
October	593	615
November	702	722
December	752	776
January	863	
February	936	
March	1,052	
April	1,093	
May	1,093	
June	1,093	

QUALITY

	Quantity	Base Number	Contract	AT	Region	England
% of FP17s for the same patient ID Re-attending within 3 months - Children	37	643	5.8%	11.8%	12.3%	11.8%
% of FP17s for the same patient ID Re-attending within 3 months - Adults	0	0	N/A	16.6%	15.8%	15.6%
% of FP17s for the same patient ID Re-attending between 3 & 9 months - Children	389	643	60.5%	58.0%	60.1%	58.8%
% of FP17s for the same patient ID Re-attending between 3 & 9 months - Adults	0	0	N/A	52.0%	53.3%	51.0%
% of FP17s for Band 1 Urgent Courses	0	614	0.0%	9.7%	9.0%	9.0%
% of FP17s Relating to Free Repair or Replacements	0	614	0.0%	1.1%	1.0%	0.8%
% of FP17s Relating to Continuations	12	614	2.0%	1.1%	1.0%	0.9%
% of Patients satisfied with the dentistry they have received	0	0	N/A	94.2%	93.8%	93.2%
% of Patients satisfied with the time they had to wait for an appointment	0	0	N/A	92.4%	89.4%	88.3%

* This is based on patients treated on this contract for their most recent course of treatment. Figures in italics indicate the base number of FP17s or Patient Questionnaire responses are less than 100. N/A is shown where the base number of responses is less than 10 during the period. % is calculated as Quantity/Base number*100

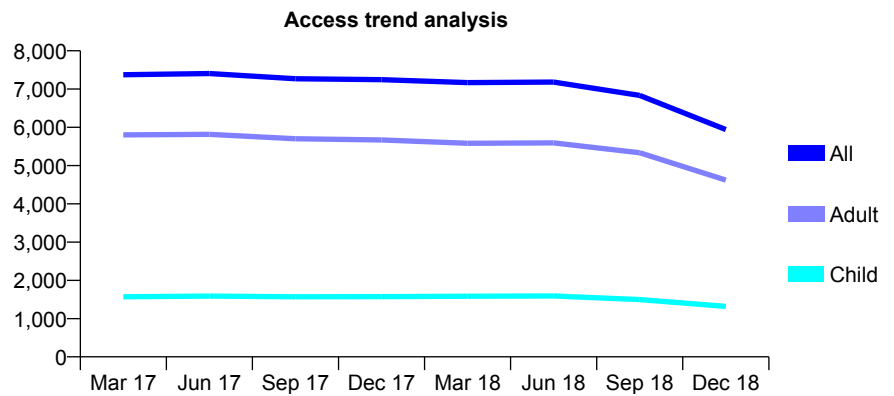
Q44 - Vital Signs At a Glance Contract Report for 144673/0001 - December 2018

Name or company name	WK Dent Limited
Contract type name	GDS Contract
Purpose of contract	General
Contract start date	01/04/2010
Contract end date	

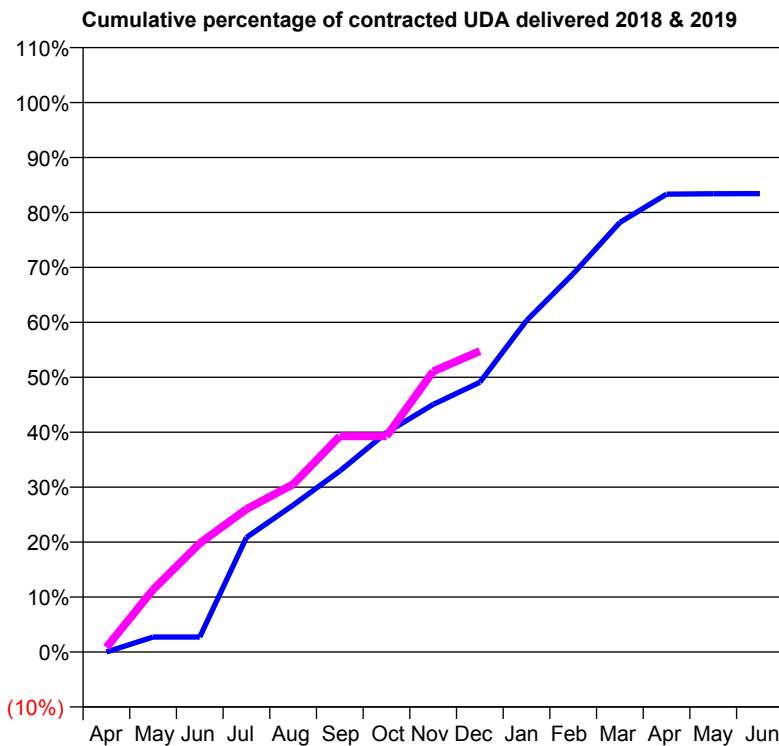
18/19 Contracted general activity (UDA)	22,000
Carry forward general activity (UDA)	0
18/19 Contracted orthodontic activity (UOA)	0
Carry forward orthodontic activity (UOA)	0
Baseline contract value	£492,087.69

ACCESS*

Patients seen in 24 months	Total	Change since previous quarter
Quarter ending December 2017	7,244	
Quarter ending March 2018	7,167	↓
Quarter ending June 2018	7,184	→
Quarter ending September 2018	6,833	↓
Quarter ending December 2018	5,941	↓
Variance since December 2017	(18.0%)	↓



ACTIVITY



Month	Adjusted Scheduled Activity (UDA)	
	2018	2019
April	0	185
May	671	2,499
June	671	4,353
July	5,109	5,723
August	6,552	6,713
September	8,073	8,638
October	9,784	8,638
November	11,036	11,233
December	12,024	12,046
January	14,779	
February	16,864	
March	19,152	
April	20,413	
May	20,432	
June	20,437	

QUALITY

	Quantity	Base Number	Contract	AT	Region	England
% of FP17s for the same patient ID Re-attending within 3 months - Children	187	1,808	10.3%	11.8%	12.3%	11.8%
% of FP17s for the same patient ID Re-attending within 3 months - Adults	870	5,498	15.8%	16.6%	15.8%	15.6%
% of FP17s for the same patient ID Re-attending between 3 & 9 months - Children	1,303	1,808	72.1%	58.0%	60.1%	58.8%
% of FP17s for the same patient ID Re-attending between 3 & 9 months - Adults	3,758	5,498	68.4%	52.0%	53.3%	51.0%
% of FP17s for Band 1 Urgent Courses	337	6,662	5.1%	9.7%	9.0%	9.0%
% of FP17s Relating to Free Repair or Replacements	65	6,662	1.0%	1.1%	1.0%	0.8%
% of FP17s Relating to Continuations	24	6,662	0.4%	1.1%	1.0%	0.9%
% of Patients satisfied with the dentistry they have received	6	6	N/A	94.2%	93.8%	93.2%
% of Patients satisfied with the time they had to wait for an appointment	6	6	N/A	92.4%	89.4%	88.3%

* This is based on patients treated on this contract for their most recent course of treatment. Figures in italics indicate the base number of FP17s or Patient Questionnaire responses are less than 100. N/A is shown where the base number of responses is less than 10 during the period. % is calculated as Quantity/Base number*100

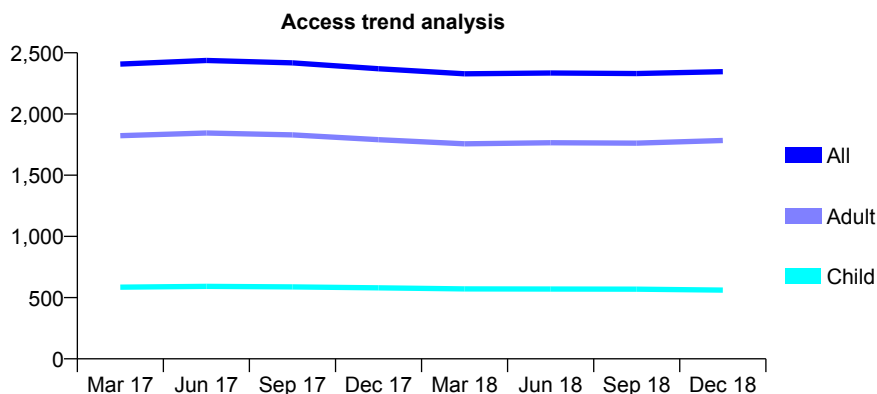
Q44 - Vital Signs At a Glance Contract Report for 145378/0001 - December 2018

Name or company name	Medinox Ltd
Contract type name	GDS Contract
Purpose of contract	General
Contract start date	01/01/2007
Contract end date	

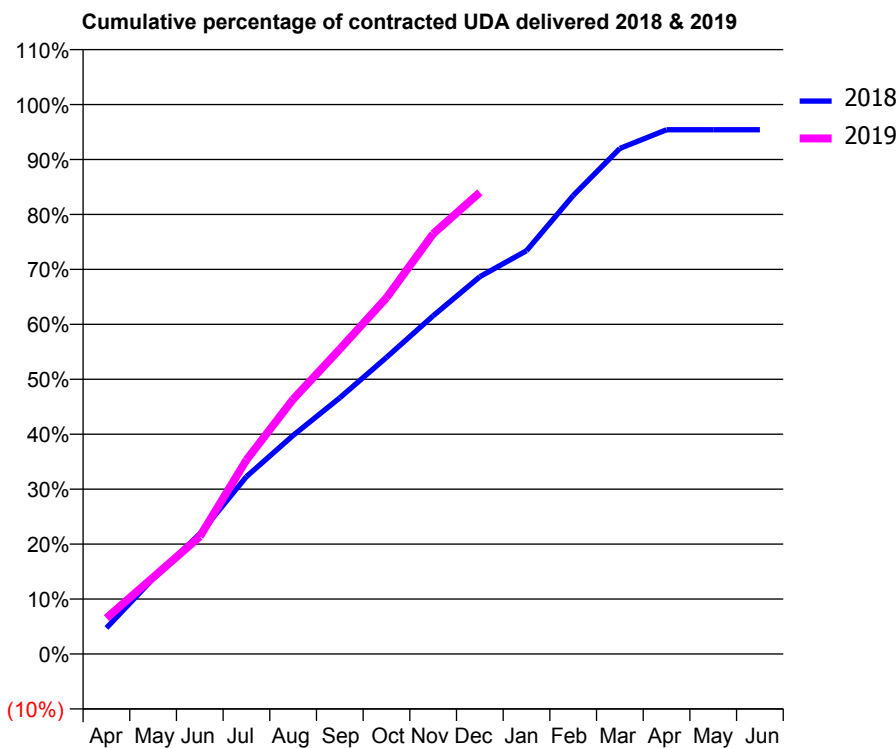
18/19 Contracted general activity (UDA)	7,000
Carry forward general activity (UDA)	0
18/19 Contracted orthodontic activity (UOA)	0
Carry forward orthodontic activity (UOA)	0
Baseline contract value	£171,178.28

ACCESS*

Patients seen in 24 months	Total	Change since previous quarter
Quarter ending December 2017	2,370	
Quarter ending March 2018	2,328	↓
Quarter ending June 2018	2,335	→
Quarter ending September 2018	2,331	→
Quarter ending December 2018	2,346	→
Variance since December 2017	(1.0%)	↓



ACTIVITY



Month	Adjusted Scheduled Activity (UDA)	
	2018	2019
April	410	457
May	1,184	976
June	1,887	1,496
July	2,786	2,472
August	3,434	3,246
September	4,025	3,883
October	4,660	4,537
November	5,313	5,353
December	5,927	5,880
January	6,335	
February	7,202	
March	7,942	
April	8,233	
May	8,235	
June	8,235	

QUALITY

	Quantity	Base Number	Contract	AT	Region	England
% of FP17s for the same patient ID Re-attending within 3 months - Children	31	701	4.4%	11.8%	12.3%	11.8%
% of FP17s for the same patient ID Re-attending within 3 months - Adults	204	2,057	9.9%	16.6%	15.8%	15.6%
% of FP17s for the same patient ID Re-attending between 3 & 9 months - Children	466	701	66.5%	58.0%	60.1%	58.8%
% of FP17s for the same patient ID Re-attending between 3 & 9 months - Adults	1,169	2,057	56.8%	52.0%	53.3%	51.0%
% of FP17s for Band 1 Urgent Courses	159	2,657	6.0%	9.7%	9.0%	9.0%
% of FP17s Relating to Free Repair or Replacements	14	2,657	0.5%	1.1%	1.0%	0.8%
% of FP17s Relating to Continuations	17	2,657	0.6%	1.1%	1.0%	0.9%
% of Patients satisfied with the dentistry they have received	2	2	N/A	94.2%	93.8%	93.2%
% of Patients satisfied with the time they had to wait for an appointment	2	2	N/A	92.4%	89.4%	88.3%

* This is based on patients treated on this contract for their most recent course of treatment. Figures in italics indicate the base number of FP17s or Patient Questionnaire responses are less than 100. N/A is shown where the base number of responses is less than 10 during the period. % is calculated as Quantity/Base number*100

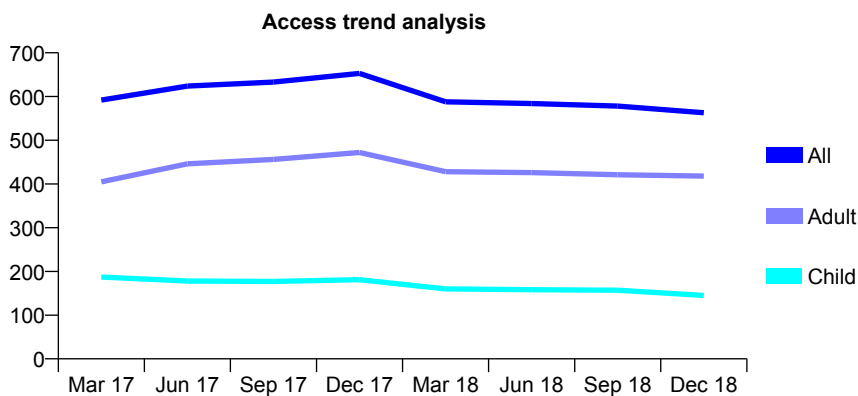
Q44 - Vital Signs At a Glance Contract Report for 146951/0001 - December 2018

Name or company name	Chester Smiles
Contract type name	GDS Contract
Purpose of contract	General
Contract start date	01/04/2014
Contract end date	

18/19 Contracted general activity (UDA)	1,400
Carry forward general activity (UDA)	0
18/19 Contracted orthodontic activity (UOA)	0
Carry forward orthodontic activity (UOA)	0
Baseline contract value	£30,419.09

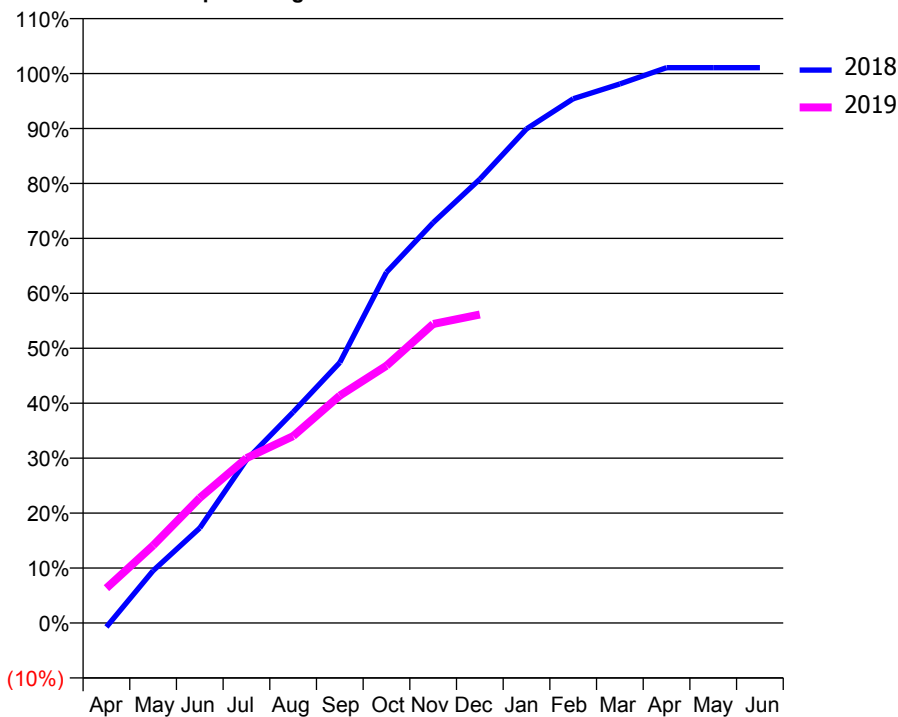
ACCESS*

Patients seen in 24 months	Total	Change since previous quarter
Quarter ending December 2017	653	
Quarter ending March 2018	588	↓
Quarter ending June 2018	584	→
Quarter ending September 2018	578	↓
Quarter ending December 2018	563	↓
Variance since December 2017	(13.8%)	↓



ACTIVITY

Cumulative percentage of contracted UDA delivered 2018 & 2019



Month	Adjusted Scheduled Activity (UDA)	
	2018	2019
April	-10	89
May	136	197
June	247	319
July	424	420
August	548	476
September	677	579
October	911	656
November	1,040	762
December	1,154	786
January	1,284	
February	1,362	
March	1,401	
April	1,443	
May	1,443	
June	1,443	

QUALITY

	Quantity	Base Number	Contract	AT	Region	England
% of FP17s for the same patient ID Re-attending within 3 months - Children	1	143	0.7%	11.8%	12.3%	11.8%
% of FP17s for the same patient ID Re-attending within 3 months - Adults	24	364	6.6%	16.6%	15.8%	15.6%
% of FP17s for the same patient ID Re-attending between 3 & 9 months - Children	66	143	46.2%	58.0%	60.1%	58.8%
% of FP17s for the same patient ID Re-attending between 3 & 9 months - Adults	143	364	39.3%	52.0%	53.3%	51.0%
% of FP17s for Band 1 Urgent Courses	20	491	4.1%	9.7%	9.0%	9.0%
% of FP17s Relating to Free Repair or Replacements	1	491	0.2%	1.1%	1.0%	0.8%
% of FP17s Relating to Continuations	7	491	1.4%	1.1%	1.0%	0.9%
% of Patients satisfied with the dentistry they have received	0	0	N/A	94.2%	93.8%	93.2%
% of Patients satisfied with the time they had to wait for an appointment	0	0	N/A	92.4%	89.4%	88.3%

* This is based on patients treated on this contract for their most recent course of treatment. Figures in italics indicate the base number of FP17s or Patient Questionnaire responses are less than 100. N/A is shown where the base number of responses is less than 10 during the period. % is calculated as Quantity/Base number*100

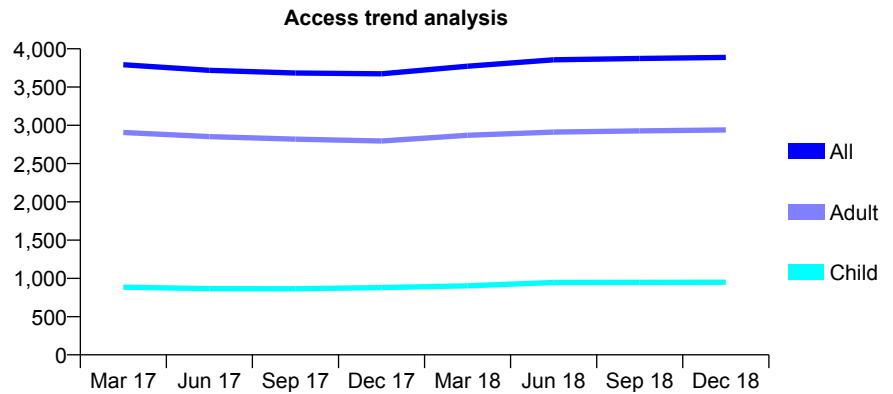
Q44 - Vital Signs At a Glance Contract Report for 146986/0001 - December 2018

Name or company name	Middlewich Street Dental Practice Ltd
Contract type name	GDS Contract
Purpose of contract	General
Contract start date	01/06/2011
Contract end date	

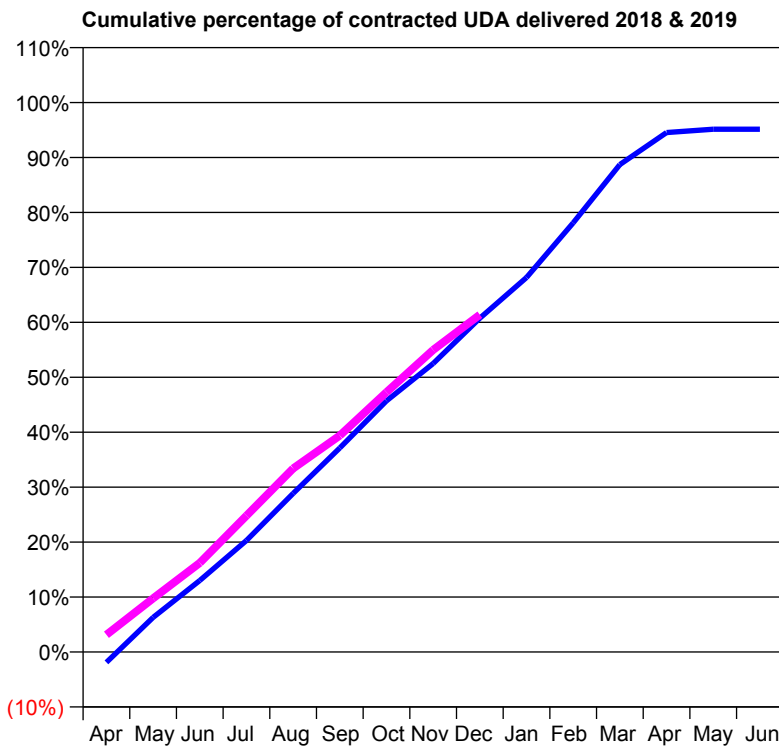
18/19 Contracted general activity (UDA)	12,106
Carry forward general activity (UDA)	0
18/19 Contracted orthodontic activity (UOA)	0
Carry forward orthodontic activity (UOA)	0
Baseline contract value	£352,523.68

ACCESS*

Patients seen in 24 months	Total	Change since previous quarter
Quarter ending December 2017	3,674	
Quarter ending March 2018	3,772	↑
Quarter ending June 2018	3,856	↑
Quarter ending September 2018	3,874	→
Quarter ending December 2018	3,888	→
Variance since December 2017	5.8%	↑



ACTIVITY



Month	Adjusted Scheduled Activity (UDA)	
	2018	2019
April	-230	381
May	762	1,183
June	1,577	1,963
July	2,457	3,003
August	3,496	4,043
September	4,496	4,770
October	5,532	5,723
November	6,356	6,657
December	7,355	7,431
January	8,252	
February	9,456	
March	10,739	
April	11,444	
May	11,517	
June	11,517	

QUALITY

	Quantity	Base Number	Contract	AT	Region	England
% of FP17s for the same patient ID Re-attending within 3 months - Children	82	1,049	7.8%	11.8%	12.3%	11.8%
% of FP17s for the same patient ID Re-attending within 3 months - Adults	319	3,086	10.3%	16.6%	15.8%	15.6%
% of FP17s for the same patient ID Re-attending between 3 & 9 months - Children	603	1,049	57.5%	58.0%	60.1%	58.8%
% of FP17s for the same patient ID Re-attending between 3 & 9 months - Adults	1,876	3,086	60.8%	52.0%	53.3%	51.0%
% of FP17s for Band 1 Urgent Courses	163	3,482	4.7%	9.7%	9.0%	9.0%
% of FP17s Relating to Free Repair or Replacements	9	3,482	0.3%	1.1%	1.0%	0.8%
% of FP17s Relating to Continuations	10	3,482	0.3%	1.1%	1.0%	0.9%
% of Patients satisfied with the dentistry they have received	2	2	N/A	94.2%	93.8%	93.2%
% of Patients satisfied with the time they had to wait for an appointment	2	2	N/A	92.4%	89.4%	88.3%

* This is based on patients treated on this contract for their most recent course of treatment. Figures in italics indicate the base number of FP17s or Patient Questionnaire responses are less than 100. N/A is shown where the base number of responses is less than 10 during the period. % is calculated as Quantity/Base number*100

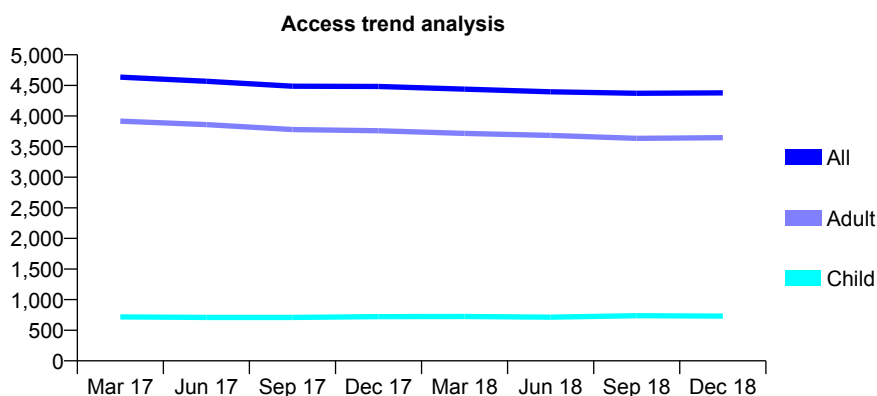
Q44 - Vital Signs At a Glance Contract Report for 147079/0001 - December 2018

Name or company name	McTooth Limited
Contract type name	GDS Contract
Purpose of contract	General
Contract start date	01/08/2010
Contract end date	

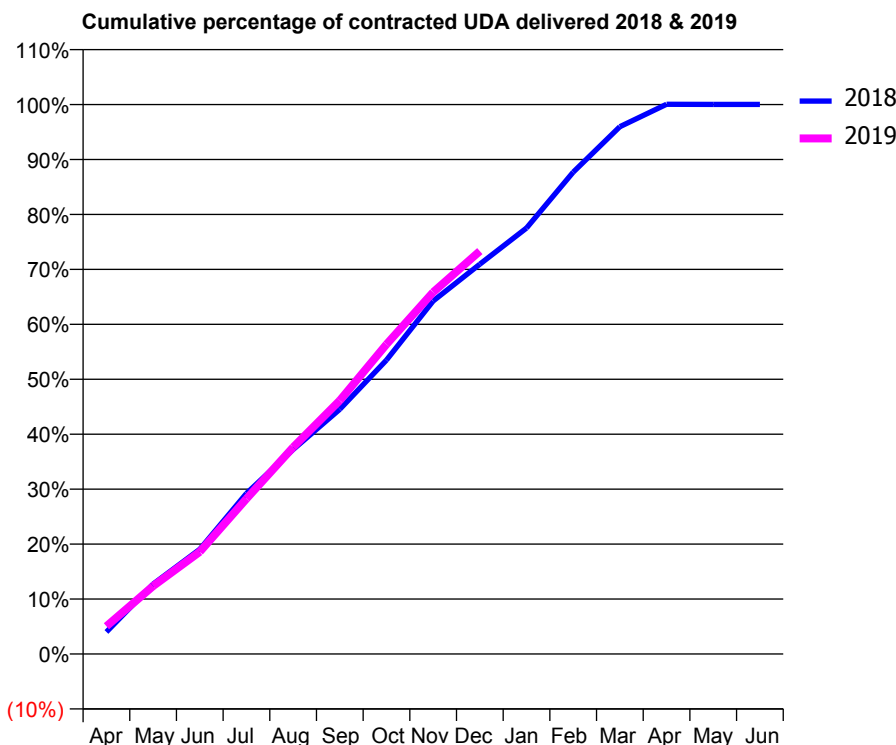
18/19 Contracted general activity (UDA)	13,128
Carry forward general activity (UDA)	0
18/19 Contracted orthodontic activity (UOA)	0
Carry forward orthodontic activity (UOA)	0
Baseline contract value	£326,665.80

ACCESS*

Patients seen in 24 months	Total	Change since previous quarter
Quarter ending December 2017	4,483	
Quarter ending March 2018	4,439	→
Quarter ending June 2018	4,396	→
Quarter ending September 2018	4,372	→
Quarter ending December 2018	4,377	→
Variance since December 2017	(2.4%)	↓



ACTIVITY



Adjusted Scheduled Activity (UDA)		
Month	2018	2019
April	529	665
May	1,678	1,622
June	2,514	2,443
July	3,855	3,709
August	4,907	4,940
September	5,873	6,058
October	7,053	7,397
November	8,472	8,644
December	9,353	9,624
January	10,220	
February	11,563	
March	12,653	
April	13,190	
May	13,187	
June	13,187	

QUALITY

	Quantity	Base Number	Contract	AT	Region	England
% of FP17s for the same patient ID Re-attending within 3 months - Children	48	831	5.8%	11.8%	12.3%	11.8%
% of FP17s for the same patient ID Re-attending within 3 months - Adults	546	4,229	12.9%	16.6%	15.8%	15.6%
% of FP17s for the same patient ID Re-attending between 3 & 9 months - Children	494	831	59.4%	58.0%	60.1%	58.8%
% of FP17s for the same patient ID Re-attending between 3 & 9 months - Adults	2,639	4,229	62.4%	52.0%	53.3%	51.0%
% of FP17s for Band 1 Urgent Courses	452	4,858	9.3%	9.7%	9.0%	9.0%
% of FP17s Relating to Free Repair or Replacements	10	4,858	0.2%	1.1%	1.0%	0.8%
% of FP17s Relating to Continuations	24	4,858	0.5%	1.1%	1.0%	0.9%
% of Patients satisfied with the dentistry they have received	6	6	N/A	94.2%	93.8%	93.2%
% of Patients satisfied with the time they had to wait for an appointment	6	6	N/A	92.4%	89.4%	88.3%

* This is based on patients treated on this contract for their most recent course of treatment. Figures in italics indicate the base number of FP17s or Patient Questionnaire responses are less than 100. N/A is shown where the base number of responses is less than 10 during the period. % is calculated as Quantity/Base number*100

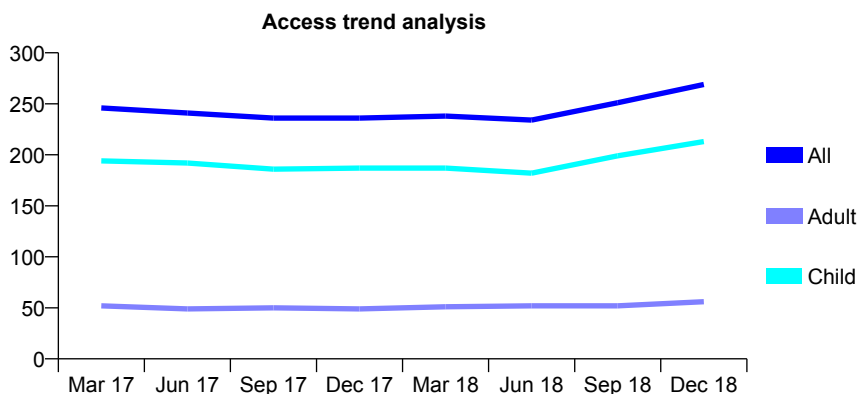
Q44 - Vital Signs At a Glance Contract Report for 148059/0001 - December 2018

Name or company name	Globe Dental Practice
Contract type name	GDS Contract
Purpose of contract	General
Contract start date	01/06/2015
Contract end date	

18/19 Contracted general activity (UDA)	1,299
Carry forward general activity (UDA)	0
18/19 Contracted orthodontic activity (UOA)	0
Carry forward orthodontic activity (UOA)	0
Baseline contract value	£31,260.27

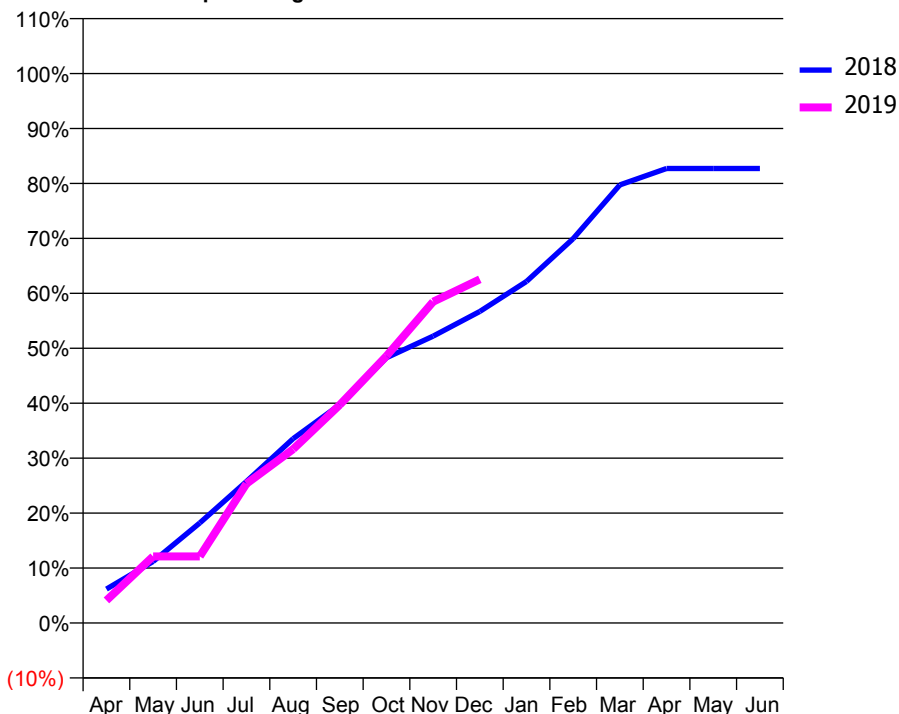
ACCESS*

Patients seen in 24 months	Total	Change since previous quarter
Quarter ending December 2017	236	
Quarter ending March 2018	238	→
Quarter ending June 2018	234	↓
Quarter ending September 2018	251	↑
Quarter ending December 2018	269	↑
Variance since December 2017	14.0%	↑



ACTIVITY

Cumulative percentage of contracted UDA delivered 2018 & 2019



Month	Adjusted Scheduled Activity (UDA)	
	2018	2019
April	80	53
May	145	158
June	237	158
July	335	329
August	436	411
September	516	516
October	627	631
November	678	759
December	736	813
January	807	
February	909	
March	1,036	
April	1,075	
May	1,075	
June	1,075	

QUALITY

	Quantity	Base Number	Contract	AT	Region	England
% of FP17s for the same patient ID Re-attending within 3 months - Children	36	304	11.8%	11.8%	12.3%	11.8%
% of FP17s for the same patient ID Re-attending within 3 months - Adults	7	36	19.4%	16.6%	15.8%	15.6%
% of FP17s for the same patient ID Re-attending between 3 & 9 months - Children	185	304	60.9%	58.0%	60.1%	58.8%
% of FP17s for the same patient ID Re-attending between 3 & 9 months - Adults	14	36	38.9%	52.0%	53.3%	51.0%
% of FP17s for Band 1 Urgent Courses	14	323	4.3%	9.7%	9.0%	9.0%
% of FP17s Relating to Free Repair or Replacements	0	323	0.0%	1.1%	1.0%	0.8%
% of FP17s Relating to Continuations	0	323	0.0%	1.1%	1.0%	0.9%
% of Patients satisfied with the dentistry they have received	0	0	N/A	94.2%	93.8%	93.2%
% of Patients satisfied with the time they had to wait for an appointment	0	0	N/A	92.4%	89.4%	88.3%

* This is based on patients treated on this contract for their most recent course of treatment. Figures in italics indicate the base number of FP17s or Patient Questionnaire responses are less than 100. N/A is shown where the base number of responses is less than 10 during the period. % is calculated as Quantity/Base number*100

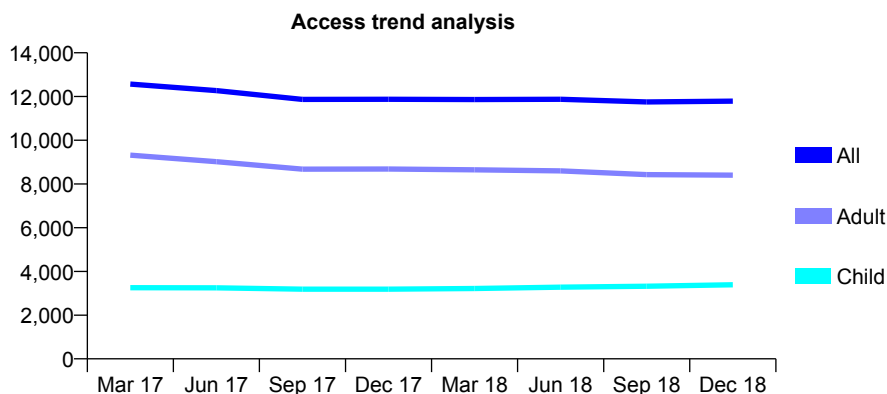
Q44 - Vital Signs At a Glance Contract Report for 150428/0001 - December 2018

Name or company name	The Parks Dental Partnership
Contract type name	Pilot Contract
Purpose of contract	General
Contract start date	01/04/2011
Contract end date	

18/19 Contracted general activity (UDA)	39,868
Carry forward general activity (UDA)	0
18/19 Contracted orthodontic activity (UOA)	0
Carry forward orthodontic activity (UOA)	0
Baseline contract value	£1,226,321.90

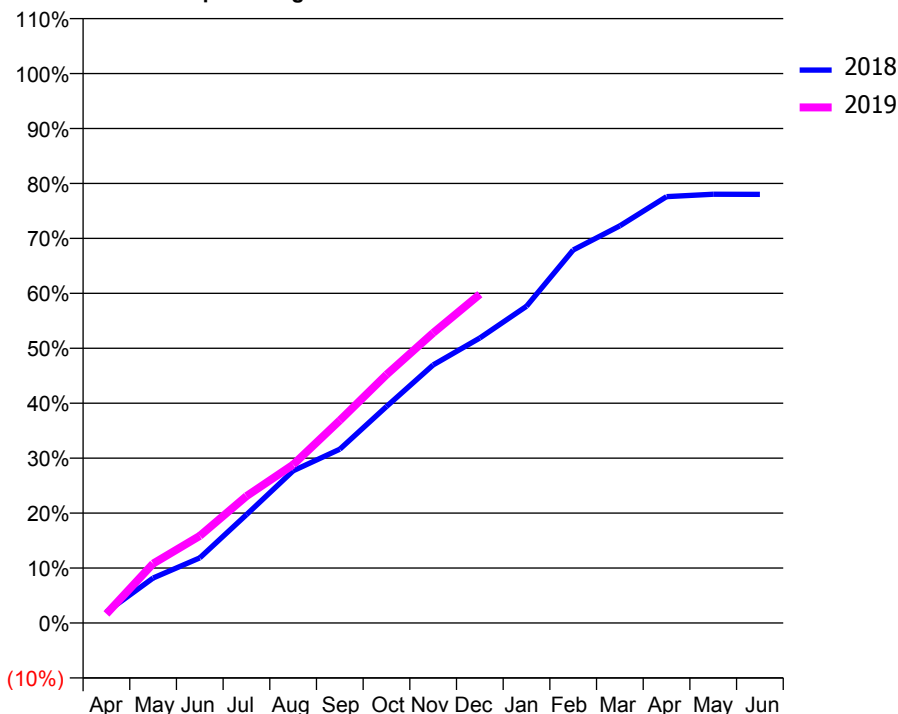
ACCESS*

Patients seen in 24 months	Total	Change since previous quarter
Quarter ending December 2017	11,874	
Quarter ending March 2018	11,862	→
Quarter ending June 2018	11,875	→
Quarter ending September 2018	11,752	↓
Quarter ending December 2018	11,790	→
Variance since December 2017	(0.7%)	→



ACTIVITY

Cumulative percentage of contracted UDA delivered 2018 & 2019



Month	Adjusted Scheduled Activity (UDA)	
	2018	2019
April	801	660
May	3,265	4,310
June	4,727	6,324
July	7,865	9,206
August	11,041	11,490
September	12,610	14,700
October	15,711	18,023
November	18,727	21,043
December	20,678	23,856
January	22,986	
February	27,067	
March	28,814	
April	30,937	
May	31,105	
June	31,101	

QUALITY

	Quantity	Base Number	Contract	AT	Region	England
% of FP17s for the same patient ID Re-attending within 3 months - Children	129	3,003	4.3%	11.8%	12.3%	11.8%
% of FP17s for the same patient ID Re-attending within 3 months - Adults	573	7,033	8.1%	16.6%	15.8%	15.6%
% of FP17s for the same patient ID Re-attending between 3 & 9 months - Children	1,184	3,003	39.4%	58.0%	60.1%	58.8%
% of FP17s for the same patient ID Re-attending between 3 & 9 months - Adults	2,946	7,033	41.9%	52.0%	53.3%	51.0%
% of FP17s for Band 1 Urgent Courses	42	8,856	0.5%	9.7%	9.0%	9.0%
% of FP17s Relating to Free Repair or Replacements	104	8,856	1.2%	1.1%	1.0%	0.8%
% of FP17s Relating to Continuations	98	8,856	1.1%	1.1%	1.0%	0.9%
% of Patients satisfied with the dentistry they have received	1	1	N/A	94.2%	93.8%	93.2%
% of Patients satisfied with the time they had to wait for an appointment	1	1	N/A	92.4%	89.4%	88.3%

* This is based on patients treated on this contract for their most recent course of treatment. Figures in italics indicate the base number of FP17s or Patient Questionnaire responses are less than 100. N/A is shown where the base number of responses is less than 10 during the period. % is calculated as Quantity/Base number*100

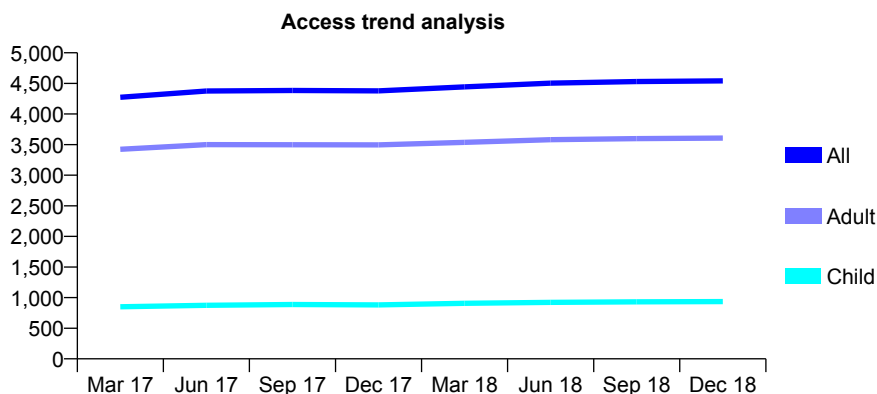
Q44 - Vital Signs At a Glance Contract Report for 150541/0001 - December 2018

Name or company name	Glenside Dental Practice
Contract type name	GDS Contract
Purpose of contract	General
Contract start date	01/04/2009
Contract end date	

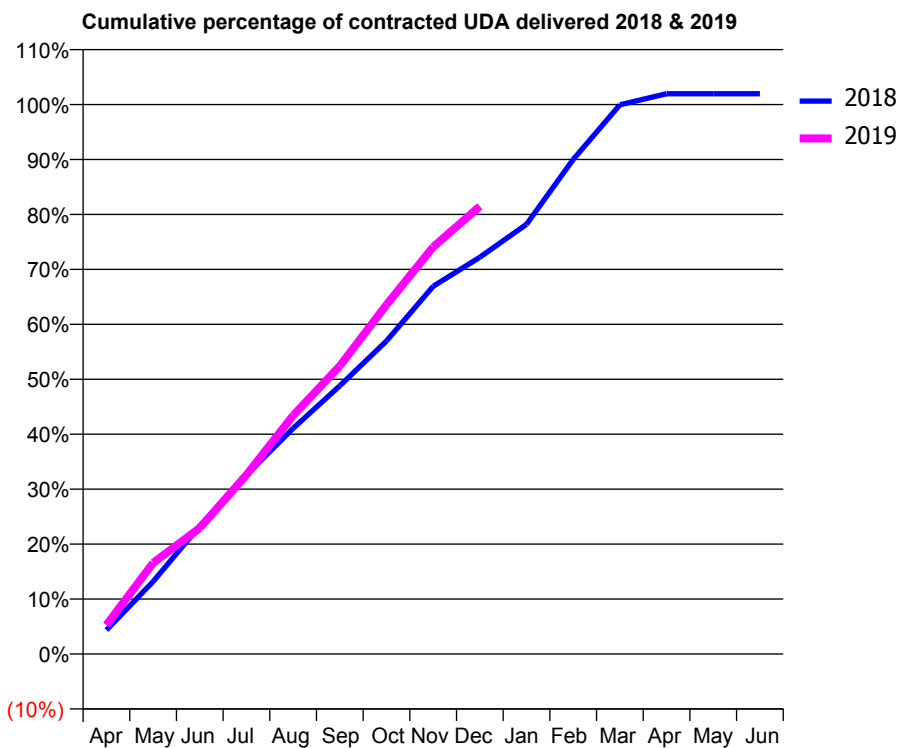
18/19 Contracted general activity (UDA)	8,800
Carry forward general activity (UDA)	0
18/19 Contracted orthodontic activity (UOA)	0
Carry forward orthodontic activity (UOA)	0
Baseline contract value	£258,347.85

ACCESS*

Patients seen in 24 months	Total	Change since previous quarter
Quarter ending December 2017	4,378	
Quarter ending March 2018	4,443	→
Quarter ending June 2018	4,504	→
Quarter ending September 2018	4,530	→
Quarter ending December 2018	4,542	→
Variance since December 2017	3.7%	↑



ACTIVITY



Month	Adjusted Scheduled Activity (UDA)	
	2018	2019
April	391	465
May	1,182	1,460
June	2,087	2,019
July	2,921	2,869
August	3,679	3,819
September	4,372	4,614
October	5,103	5,593
November	5,993	6,518
December	6,468	7,170
January	7,005	
February	8,062	
March	8,952	
April	9,133	
May	9,133	
June	9,133	

QUALITY

	Quantity	Base Number	Contract	AT	Region	England
% of FP17s for the same patient ID Re-attending within 3 months - Children	63	1,002	6.3%	11.8%	12.3%	11.8%
% of FP17s for the same patient ID Re-attending within 3 months - Adults	575	3,891	14.8%	16.6%	15.8%	15.6%
% of FP17s for the same patient ID Re-attending between 3 & 9 months - Children	583	1,002	58.2%	58.0%	60.1%	58.8%
% of FP17s for the same patient ID Re-attending between 3 & 9 months - Adults	2,180	3,891	56.0%	52.0%	53.3%	51.0%
% of FP17s for Band 1 Urgent Courses	602	4,048	14.9%	9.7%	9.0%	9.0%
% of FP17s Relating to Free Repair or Replacements	38	4,048	0.9%	1.1%	1.0%	0.8%
% of FP17s Relating to Continuations	5	4,048	0.1%	1.1%	1.0%	0.9%
% of Patients satisfied with the dentistry they have received	3	3	N/A	94.2%	93.8%	93.2%
% of Patients satisfied with the time they had to wait for an appointment	3	3	N/A	92.4%	89.4%	88.3%

* This is based on patients treated on this contract for their most recent course of treatment. Figures in italics indicate the base number of FP17s or Patient Questionnaire responses are less than 100. N/A is shown where the base number of responses is less than 10 during the period. % is calculated as Quantity/Base number*100

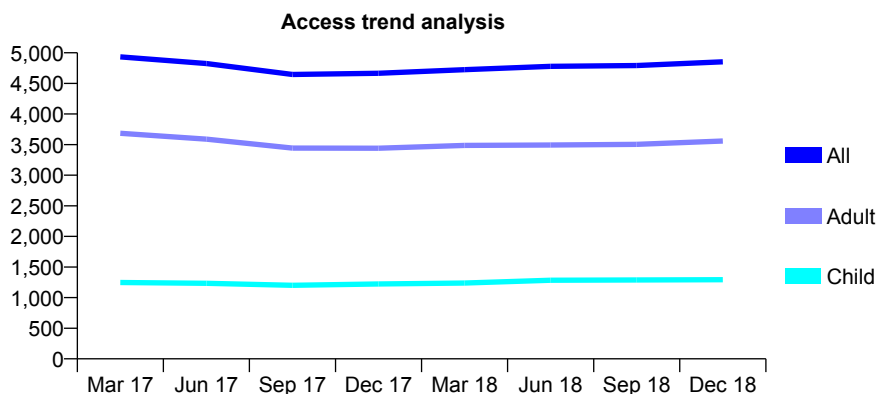
Q44 - Vital Signs At a Glance Contract Report for 151300/0001 - December 2018

Name or company name	Saltney Dental Practice
Contract type name	GDS Contract
Purpose of contract	General
Contract start date	01/04/2009
Contract end date	

18/19 Contracted general activity (UDA)	14,000
Carry forward general activity (UDA)	0
18/19 Contracted orthodontic activity (UOA)	0
Carry forward orthodontic activity (UOA)	0
Baseline contract value	£329,644.63

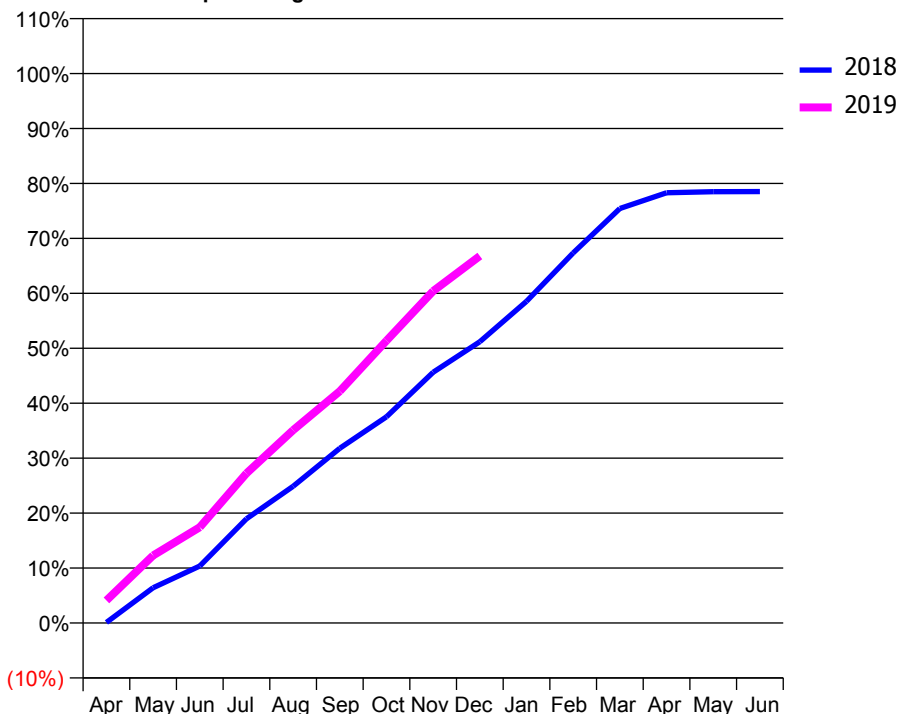
ACCESS*

Patients seen in 24 months	Total	Change since previous quarter
Quarter ending December 2017	4,665	
Quarter ending March 2018	4,725	→
Quarter ending June 2018	4,778	→
Quarter ending September 2018	4,793	→
Quarter ending December 2018	4,852	→
Variance since December 2017	4.0%	↑



ACTIVITY

Cumulative percentage of contracted UDA delivered 2018 & 2019



Month	Adjusted Scheduled Activity (UDA)	
	2018	2019
April	14	577
May	900	1,722
June	1,452	2,442
July	2,657	3,814
August	3,485	4,914
September	4,452	5,905
October	5,254	7,192
November	6,390	8,456
December	7,166	9,352
January	8,196	
February	9,430	
March	10,560	
April	10,962	
May	10,990	
June	10,991	

QUALITY

	Quantity	Base Number	Contract	AT	Region	England
% of FP17s for the same patient ID Re-attending within 3 months - Children	71	1,266	5.6%	11.8%	12.3%	11.8%
% of FP17s for the same patient ID Re-attending within 3 months - Adults	478	3,383	14.1%	16.6%	15.8%	15.6%
% of FP17s for the same patient ID Re-attending between 3 & 9 months - Children	547	1,266	43.2%	58.0%	60.1%	58.8%
% of FP17s for the same patient ID Re-attending between 3 & 9 months - Adults	1,407	3,383	41.6%	52.0%	53.3%	51.0%
% of FP17s for Band 1 Urgent Courses	562	4,428	12.7%	9.7%	9.0%	9.0%
% of FP17s Relating to Free Repair or Replacements	34	4,428	0.8%	1.1%	1.0%	0.8%
% of FP17s Relating to Continuations	7	4,428	0.2%	1.1%	1.0%	0.9%
% of Patients satisfied with the dentistry they have received	1	1	N/A	94.2%	93.8%	93.2%
% of Patients satisfied with the time they had to wait for an appointment	1	1	N/A	92.4%	89.4%	88.3%

* This is based on patients treated on this contract for their most recent course of treatment. Figures in italics indicate the base number of FP17s or Patient Questionnaire responses are less than 100. N/A is shown where the base number of responses is less than 10 during the period. % is calculated as Quantity/Base number*100

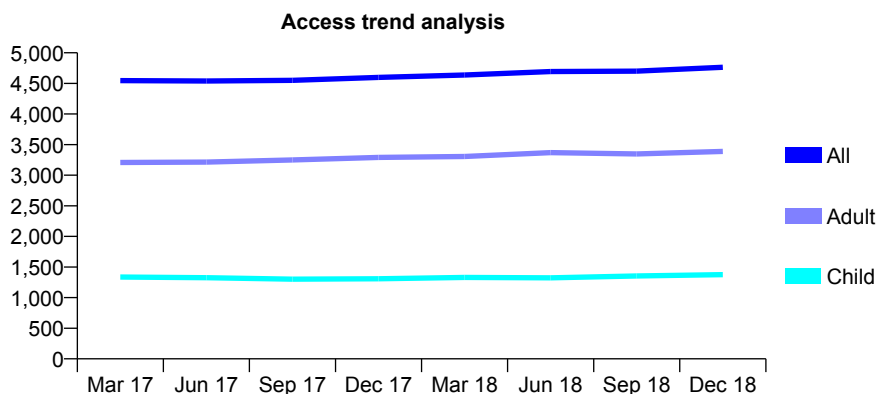
Q44 - Vital Signs At a Glance Contract Report for 151718/0001 - December 2018

Name or company name	Xeon Smiles UK Ltd
Contract type name	PDS Contract
Purpose of contract	General
Contract start date	01/04/2009
Contract end date	31/03/2020

18/19 Contracted general activity (UDA)	12,000
Carry forward general activity (UDA)	0
18/19 Contracted orthodontic activity (UOA)	0
Carry forward orthodontic activity (UOA)	0
Baseline contract value	£290,985.00

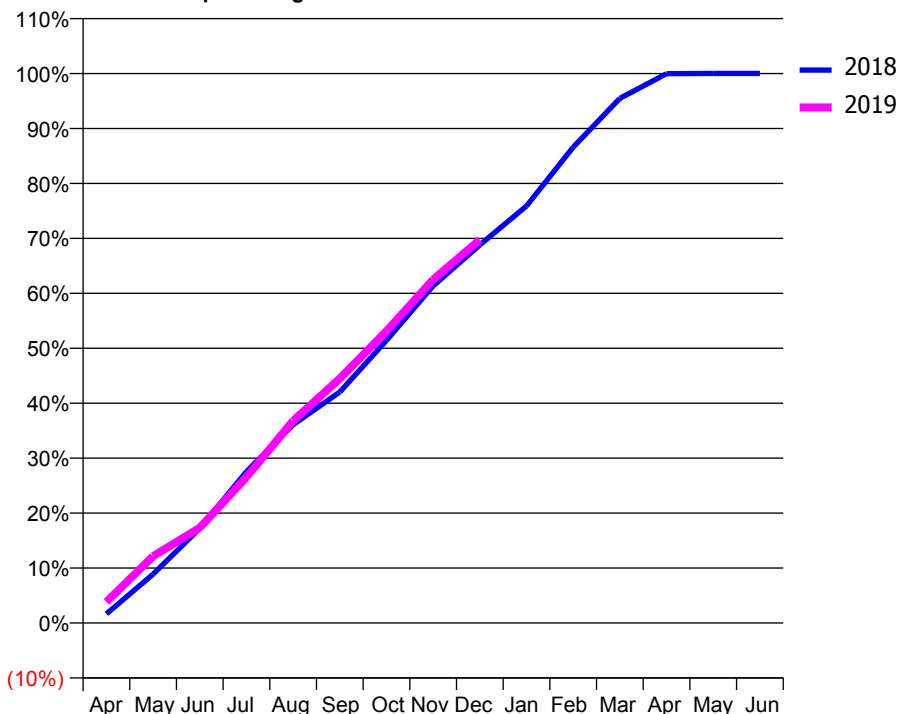
ACCESS*

Patients seen in 24 months	Total	Change since previous quarter
Quarter ending December 2017	4,599	
Quarter ending March 2018	4,638	→
Quarter ending June 2018	4,694	→
Quarter ending September 2018	4,701	→
Quarter ending December 2018	4,764	→
Variance since December 2017	3.6%	↑



ACTIVITY

Cumulative percentage of contracted UDA delivered 2018 & 2019



Month	Adjusted Scheduled Activity (UDA)	
	2018	2019
April	202	462
May	1,082	1,461
June	2,096	2,079
July	3,351	3,188
August	4,392	4,416
September	5,114	5,338
October	6,258	6,376
November	7,466	7,501
December	8,372	8,369
January	9,235	
February	10,534	
March	11,616	
April	12,162	
May	12,167	
June	12,167	

QUALITY

	Quantity	Base Number	Contract	AT	Region	England
% of FP17s for the same patient ID Re-attending within 3 months - Children	109	1,574	6.9%	11.8%	12.3%	11.8%
% of FP17s for the same patient ID Re-attending within 3 months - Adults	427	3,333	12.8%	16.6%	15.8%	15.6%
% of FP17s for the same patient ID Re-attending between 3 & 9 months - Children	1,022	1,574	64.9%	58.0%	60.1%	58.8%
% of FP17s for the same patient ID Re-attending between 3 & 9 months - Adults	1,770	3,333	53.1%	52.0%	53.3%	51.0%
% of FP17s for Band 1 Urgent Courses	309	4,624	6.7%	9.7%	9.0%	9.0%
% of FP17s Relating to Free Repair or Replacements	43	4,624	0.9%	1.1%	1.0%	0.8%
% of FP17s Relating to Continuations	31	4,624	0.7%	1.1%	1.0%	0.9%
% of Patients satisfied with the dentistry they have received	1	1	N/A	94.2%	93.8%	93.2%
% of Patients satisfied with the time they had to wait for an appointment	1	1	N/A	92.4%	89.4%	88.3%

* This is based on patients treated on this contract for their most recent course of treatment. Figures in italics indicate the base number of FP17s or Patient Questionnaire responses are less than 100. N/A is shown where the base number of responses is less than 10 during the period. % is calculated as Quantity/Base number*100

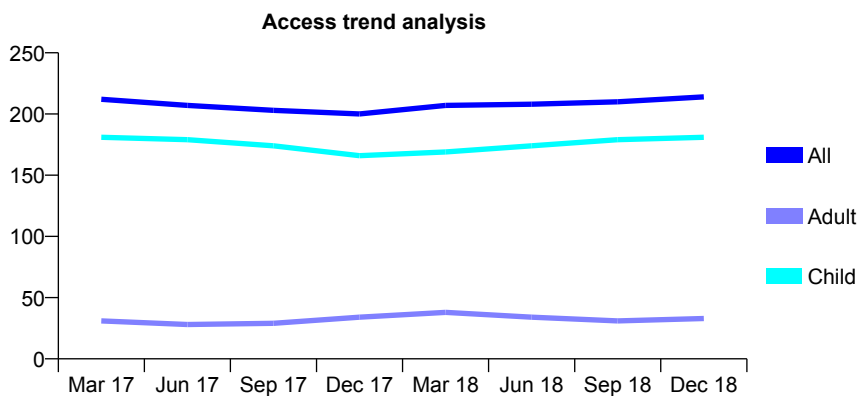
Q44 - Vital Signs At a Glance Contract Report for 151955/0001 - December 2018

Name or company name	Redcliffe Dental Practice
Contract type name	PDS Contract
Purpose of contract	General
Contract start date	01/08/2014
Contract end date	31/07/2024

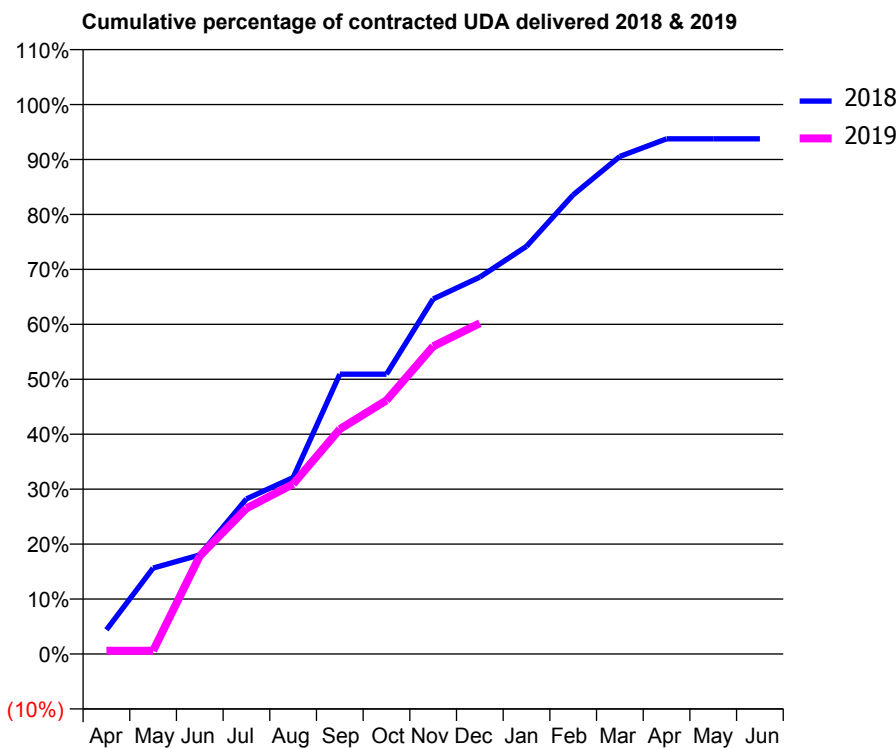
18/19 Contracted general activity (UDA)	500
Carry forward general activity (UDA)	0
18/19 Contracted orthodontic activity (UOA)	0
Carry forward orthodontic activity (UOA)	0
Baseline contract value	£13,751.29

ACCESS*

Patients seen in 24 months	Total	Change since previous quarter
Quarter ending December 2017	200	
Quarter ending March 2018	207	↑
Quarter ending June 2018	208	→
Quarter ending September 2018	210	→
Quarter ending December 2018	214	→
Variance since December 2017	7.0%	↑



ACTIVITY



Month	Adjusted Scheduled Activity (UDA)	
	2018	2019
April	22	3
May	78	3
June	90	89
July	141	133
August	161	155
September	255	205
October	255	231
November	323	280
December	343	301
January	371	
February	418	
March	453	
April	469	
May	469	
June	469	

QUALITY

	Quantity	Base Number	Contract	AT	Region	England
% of FP17s for the same patient ID Re-attending within 3 months - Children	25	223	11.2%	11.8%	12.3%	11.8%
% of FP17s for the same patient ID Re-attending within 3 months - Adults	1	5	20.0%	16.6%	15.8%	15.6%
% of FP17s for the same patient ID Re-attending between 3 & 9 months - Children	141	223	63.2%	58.0%	60.1%	58.8%
% of FP17s for the same patient ID Re-attending between 3 & 9 months - Adults	4	5	80.0%	52.0%	53.3%	51.0%
% of FP17s for Band 1 Urgent Courses	5	213	2.3%	9.7%	9.0%	9.0%
% of FP17s Relating to Free Repair or Replacements	0	213	0.0%	1.1%	1.0%	0.8%
% of FP17s Relating to Continuations	1	213	0.5%	1.1%	1.0%	0.9%
% of Patients satisfied with the dentistry they have received	0	0	N/A	94.2%	93.8%	93.2%
% of Patients satisfied with the time they had to wait for an appointment	0	0	N/A	92.4%	89.4%	88.3%

* This is based on patients treated on this contract for their most recent course of treatment. Figures in italics indicate the base number of FP17s or Patient Questionnaire responses are less than 100. N/A is shown where the base number of responses is less than 10 during the period. % is calculated as Quantity/Base number*100

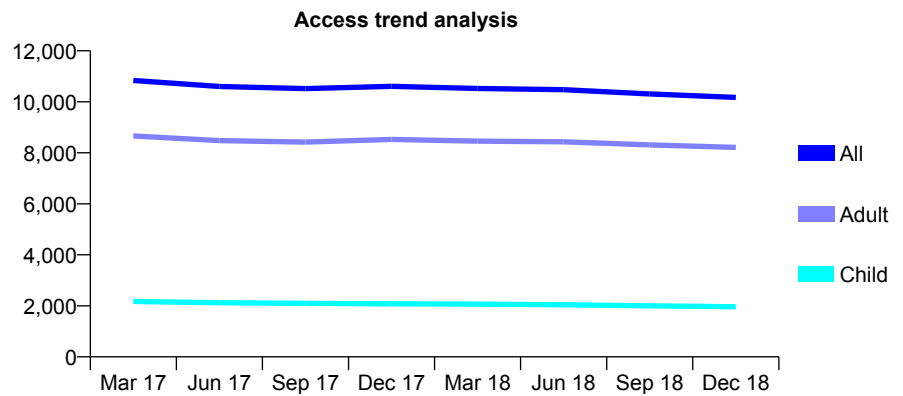
Q44 - Vital Signs At a Glance Contract Report for 152528/0001 - December 2018

Name or company name	Northgate Dental Health
Contract type name	GDS Contract
Purpose of contract	General
Contract start date	01/04/2014
Contract end date	

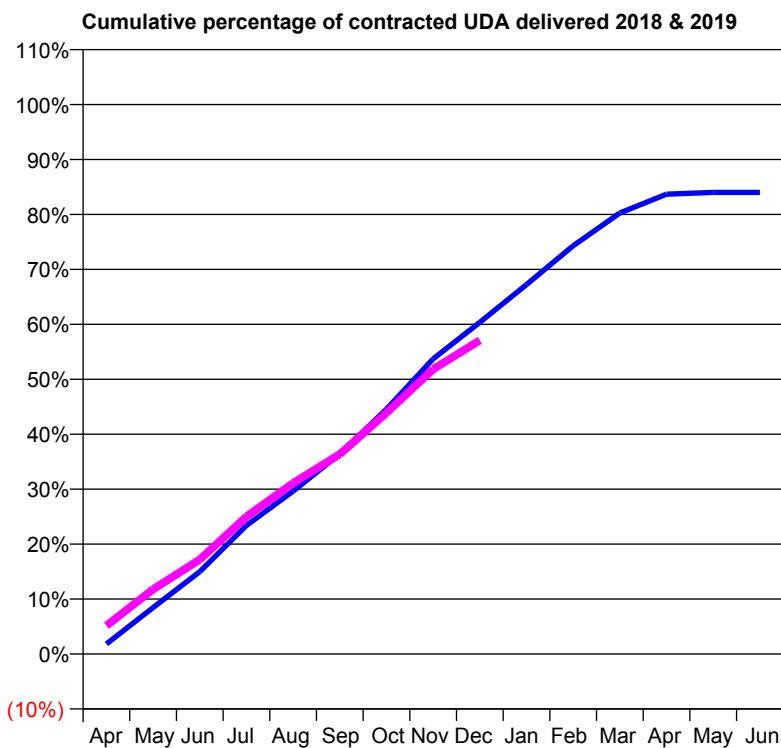
18/19 Contracted general activity (UDA)	28,330
Carry forward general activity (UDA)	0
18/19 Contracted orthodontic activity (UOA)	0
Carry forward orthodontic activity (UOA)	0
Baseline contract value	£687,021.76

ACCESS*

Patients seen in 24 months	Total	Change since previous quarter
Quarter ending December 2017	10,604	
Quarter ending March 2018	10,522	→
Quarter ending June 2018	10,476	→
Quarter ending September 2018	10,310	↓
Quarter ending December 2018	10,175	↓
Variance since December 2017	(4.0%)	↓



ACTIVITY



Month	Adjusted Scheduled Activity (UDA)	
	2018	2019
April	516	1,463
May	2,399	3,340
June	4,247	4,872
July	6,634	7,082
August	8,399	8,813
September	10,316	10,302
October	12,626	12,436
November	15,216	14,678
December	17,098	16,173
January	19,045	
February	21,044	
March	22,739	
April	23,711	
May	23,795	
June	23,795	

QUALITY

	Quantity	Base Number	Contract	AT	Region	England
% of FP17s for the same patient ID Re-attending within 3 months - Children	122	1,604	7.6%	11.8%	12.3%	11.8%
% of FP17s for the same patient ID Re-attending within 3 months - Adults	830	5,972	13.9%	16.6%	15.8%	15.6%
% of FP17s for the same patient ID Re-attending between 3 & 9 months - Children	618	1,604	38.5%	58.0%	60.1%	58.8%
% of FP17s for the same patient ID Re-attending between 3 & 9 months - Adults	1,940	5,972	32.5%	52.0%	53.3%	51.0%
% of FP17s for Band 1 Urgent Courses	717	7,101	10.1%	9.7%	9.0%	9.0%
% of FP17s Relating to Free Repair or Replacements	91	7,101	1.3%	1.1%	1.0%	0.8%
% of FP17s Relating to Continuations	128	7,101	1.8%	1.1%	1.0%	0.9%
% of Patients satisfied with the dentistry they have received	5	5	N/A	94.2%	93.8%	93.2%
% of Patients satisfied with the time they had to wait for an appointment	5	5	N/A	92.4%	89.4%	88.3%

* This is based on patients treated on this contract for their most recent course of treatment. Figures in italics indicate the base number of FP17s or Patient Questionnaire responses are less than 100. N/A is shown where the base number of responses is less than 10 during the period. % is calculated as Quantity/Base number*100

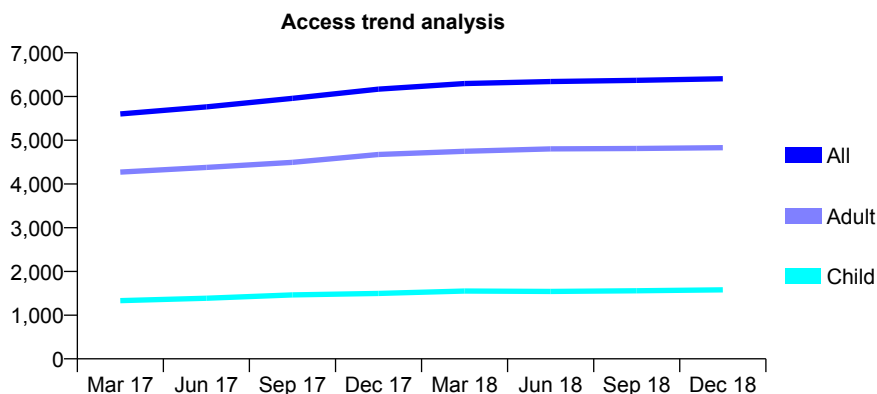
Q44 - Vital Signs At a Glance Contract Report for 152730/0001 - December 2018

Name or company name	PJS CARE LTD
Contract type name	GDS Contract
Purpose of contract	General
Contract start date	01/04/2011
Contract end date	

18/19 Contracted general activity (UDA)	15,554
Carry forward general activity (UDA)	0
18/19 Contracted orthodontic activity (UOA)	0
Carry forward orthodontic activity (UOA)	0
Baseline contract value	£438,285.80

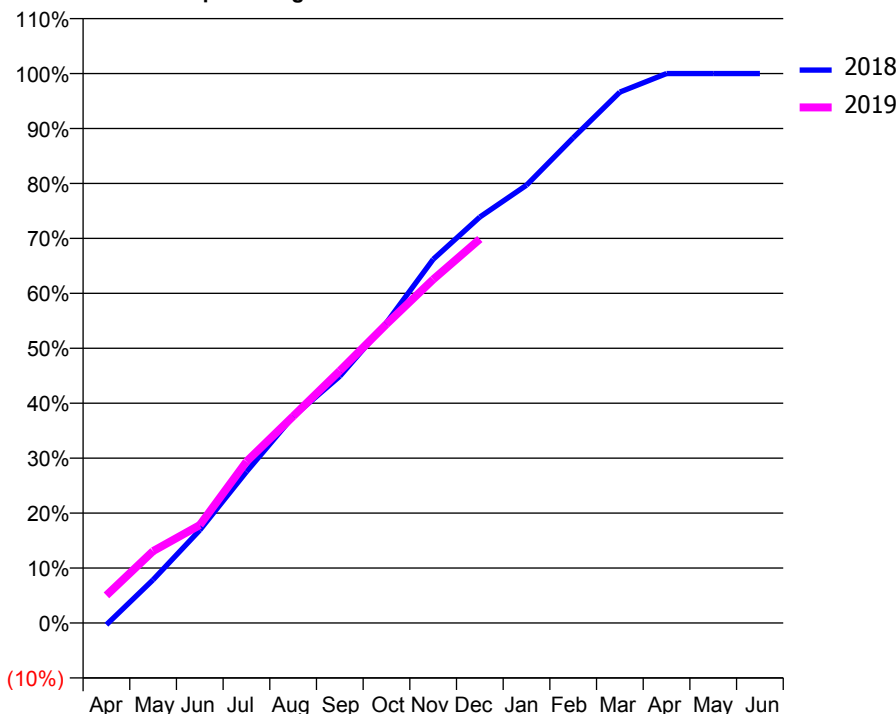
ACCESS*

Patients seen in 24 months	Total	Change since previous quarter
Quarter ending December 2017	6,169	
Quarter ending March 2018	6,296	↑
Quarter ending June 2018	6,343	→
Quarter ending September 2018	6,369	→
Quarter ending December 2018	6,408	→
Variance since December 2017	3.9%	↑



ACTIVITY

Cumulative percentage of contracted UDA delivered 2018 & 2019



Month	Adjusted Scheduled Activity (UDA)	
	2018	2019
April	-52	783
May	1,243	2,035
June	2,666	2,774
July	4,341	4,568
August	5,926	5,851
September	7,079	7,138
October	8,618	8,460
November	10,437	9,725
December	11,648	10,869
January	12,563	
February	13,919	
March	15,234	
April	15,764	
May	15,765	
June	15,766	

QUALITY

	Quantity	Base Number	Contract	AT	Region	England
% of FP17s for the same patient ID Re-attending within 3 months - Children	126	1,764	7.1%	11.8%	12.3%	11.8%
% of FP17s for the same patient ID Re-attending within 3 months - Adults	716	4,500	15.9%	16.6%	15.8%	15.6%
% of FP17s for the same patient ID Re-attending between 3 & 9 months - Children	1,107	1,764	62.8%	58.0%	60.1%	58.8%
% of FP17s for the same patient ID Re-attending between 3 & 9 months - Adults	2,082	4,500	46.3%	52.0%	53.3%	51.0%
% of FP17s for Band 1 Urgent Courses	765	5,553	13.8%	9.7%	9.0%	9.0%
% of FP17s Relating to Free Repair or Replacements	80	5,553	1.4%	1.1%	1.0%	0.8%
% of FP17s Relating to Continuations	40	5,553	0.7%	1.1%	1.0%	0.9%
% of Patients satisfied with the dentistry they have received	3	3	N/A	94.2%	93.8%	93.2%
% of Patients satisfied with the time they had to wait for an appointment	3	3	N/A	92.4%	89.4%	88.3%

* This is based on patients treated on this contract for their most recent course of treatment. Figures in italics indicate the base number of FP17s or Patient Questionnaire responses are less than 100. N/A is shown where the base number of responses is less than 10 during the period. % is calculated as Quantity/Base number*100

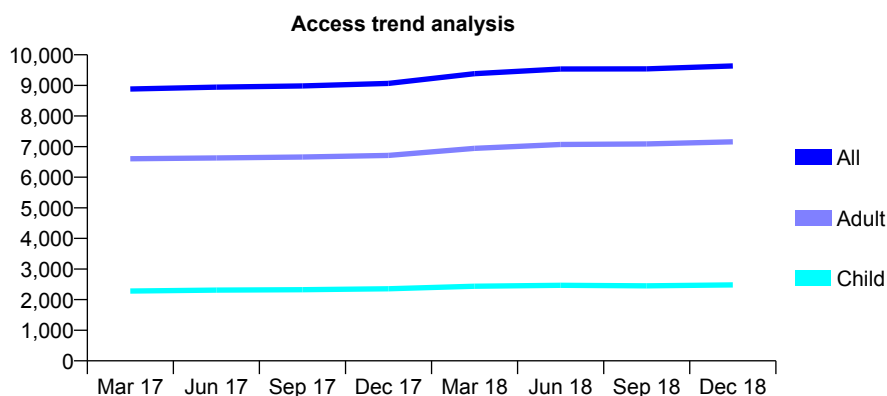
Q44 - Vital Signs At a Glance Contract Report for 152730/0002 - December 2018

Name or company name	PJS CARE LTD
Contract type name	GDS Contract
Purpose of contract	General
Contract start date	01/04/2011
Contract end date	

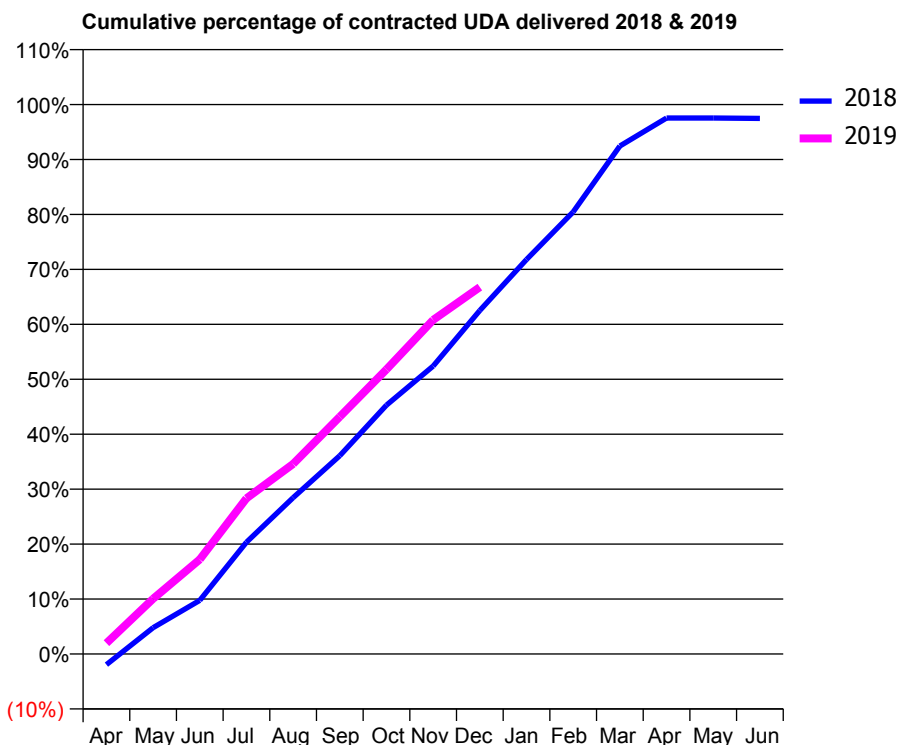
18/19 Contracted general activity (UDA)	26,924
Carry forward general activity (UDA)	679
18/19 Contracted orthodontic activity (UOA)	0
Carry forward orthodontic activity (UOA)	0
Baseline contract value	£848,742.73

ACCESS*

Patients seen in 24 months	Total	Change since previous quarter
Quarter ending December 2017	9,066	
Quarter ending March 2018	9,382	↑
Quarter ending June 2018	9,538	→
Quarter ending September 2018	9,539	→
Quarter ending December 2018	9,636	→
Variance since December 2017	6.3%	↑



ACTIVITY



Month	Adjusted Scheduled Activity (UDA)	
	2018	2019
April	-526	532
May	1,293	2,706
June	2,632	4,634
July	5,481	7,626
August	7,660	9,316
September	9,719	11,625
October	12,194	13,943
November	14,107	16,371
December	16,832	17,975
January	19,330	
February	21,659	
March	24,892	
April	26,260	
May	26,260	
June	26,245	

QUALITY

	Quantity	Base Number	Contract	AT	Region	England
% of FP17s for the same patient ID Re-attending within 3 months - Children	260	2,597	10.0%	11.8%	12.3%	11.8%
% of FP17s for the same patient ID Re-attending within 3 months - Adults	1,245	6,805	18.3%	16.6%	15.8%	15.6%
% of FP17s for the same patient ID Re-attending between 3 & 9 months - Children	1,348	2,597	51.9%	58.0%	60.1%	58.8%
% of FP17s for the same patient ID Re-attending between 3 & 9 months - Adults	2,926	6,805	43.0%	52.0%	53.3%	51.0%
% of FP17s for Band 1 Urgent Courses	1,200	8,417	14.3%	9.7%	9.0%	9.0%
% of FP17s Relating to Free Repair or Replacements	61	8,417	0.7%	1.1%	1.0%	0.8%
% of FP17s Relating to Continuations	51	8,417	0.6%	1.1%	1.0%	0.9%
% of Patients satisfied with the dentistry they have received	6	7	N/A	94.2%	93.8%	93.2%
% of Patients satisfied with the time they had to wait for an appointment	7	7	N/A	92.4%	89.4%	88.3%

* This is based on patients treated on this contract for their most recent course of treatment. Figures in italics indicate the base number of FP17s or Patient Questionnaire responses are less than 100. N/A is shown where the base number of responses is less than 10 during the period. % is calculated as Quantity/Base number*100

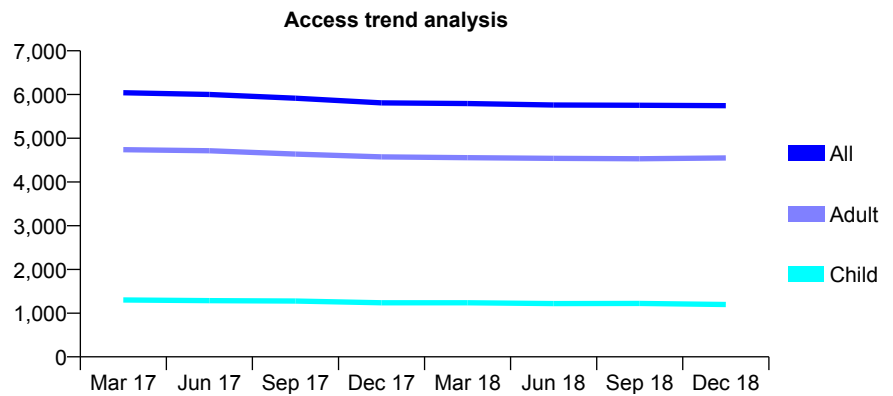
Q44 - Vital Signs At a Glance Contract Report for 156558/0001 - December 2018

Name or company name	Wentworth Practice Ltd
Contract type name	GDS Contract
Purpose of contract	General
Contract start date	12/07/2008
Contract end date	

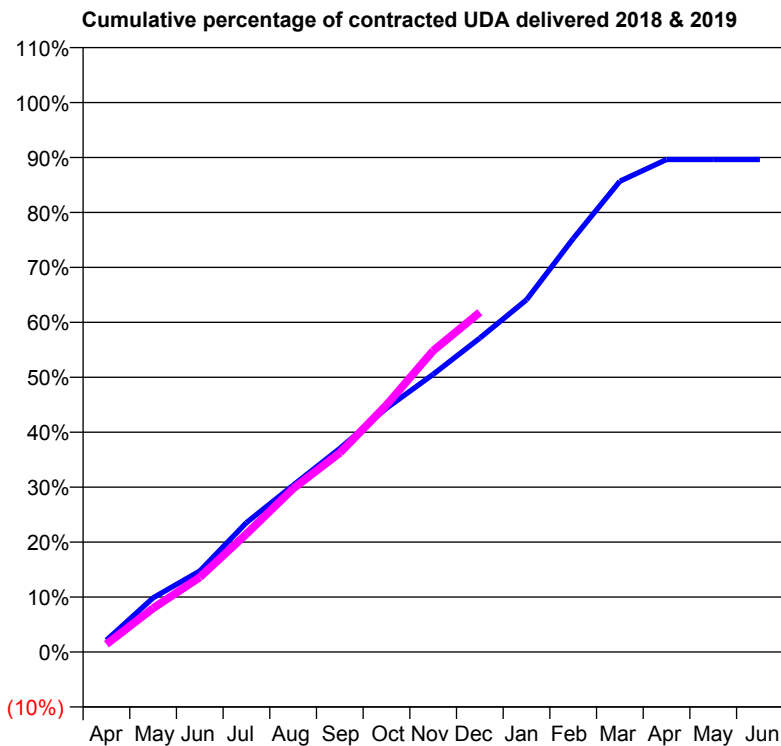
18/19 Contracted general activity (UDA)	17,605
Carry forward general activity (UDA)	0
18/19 Contracted orthodontic activity (UOA)	0
Carry forward orthodontic activity (UOA)	0
Baseline contract value	£470,283.28

ACCESS*

Patients seen in 24 months	Total	Change since previous quarter
Quarter ending December 2017	5,810	
Quarter ending March 2018	5,794	→
Quarter ending June 2018	5,761	→
Quarter ending September 2018	5,753	→
Quarter ending December 2018	5,746	→
Variance since December 2017	(1.1%)	↓



ACTIVITY



Month	Adjusted Scheduled Activity (UDA)	
	2018	2019
April	378	249
May	1,739	1,405
June	2,596	2,395
July	4,146	3,783
August	5,344	5,234
September	6,519	6,381
October	7,813	7,913
November	8,897	9,653
December	10,059	10,884
January	11,285	
February	13,247	
March	15,085	
April	15,780	
May	15,780	
June	15,780	

QUALITY

	Quantity	Base Number	Contract	AT	Region	England
% of FP17s for the same patient ID Re-attending within 3 months - Children	70	1,269	5.5%	11.8%	12.3%	11.8%
% of FP17s for the same patient ID Re-attending within 3 months - Adults	882	5,183	17.0%	16.6%	15.8%	15.6%
% of FP17s for the same patient ID Re-attending between 3 & 9 months - Children	689	1,269	54.3%	58.0%	60.1%	58.8%
% of FP17s for the same patient ID Re-attending between 3 & 9 months - Adults	2,831	5,183	54.6%	52.0%	53.3%	51.0%
% of FP17s for Band 1 Urgent Courses	534	6,073	8.8%	9.7%	9.0%	9.0%
% of FP17s Relating to Free Repair or Replacements	65	6,073	1.1%	1.1%	1.0%	0.8%
% of FP17s Relating to Continuations	131	6,073	2.2%	1.1%	1.0%	0.9%
% of Patients satisfied with the dentistry they have received	8	8	N/A	94.2%	93.8%	93.2%
% of Patients satisfied with the time they had to wait for an appointment	8	8	N/A	92.4%	89.4%	88.3%

* This is based on patients treated on this contract for their most recent course of treatment. Figures in italics indicate the base number of FP17s or Patient Questionnaire responses are less than 100. N/A is shown where the base number of responses is less than 10 during the period. % is calculated as Quantity/Base number*100

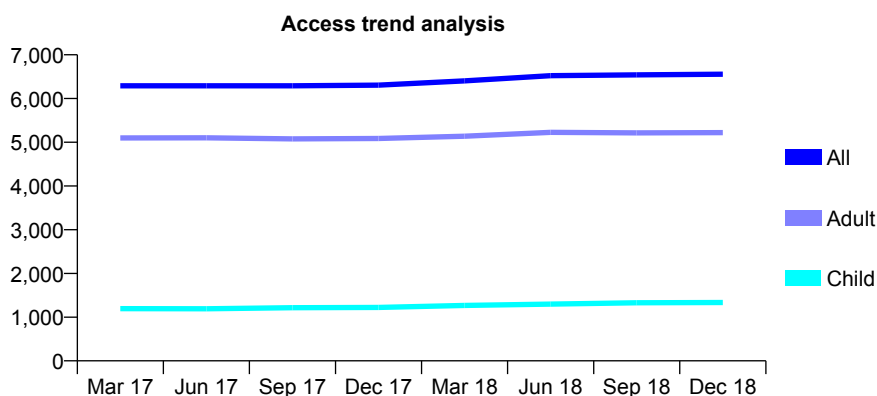
Q44 - Vital Signs At a Glance Contract Report for 156647/0001 - December 2018

Name or company name	Hosside Dental Partnership
Contract type name	GDS Contract
Purpose of contract	General
Contract start date	26/04/2013
Contract end date	

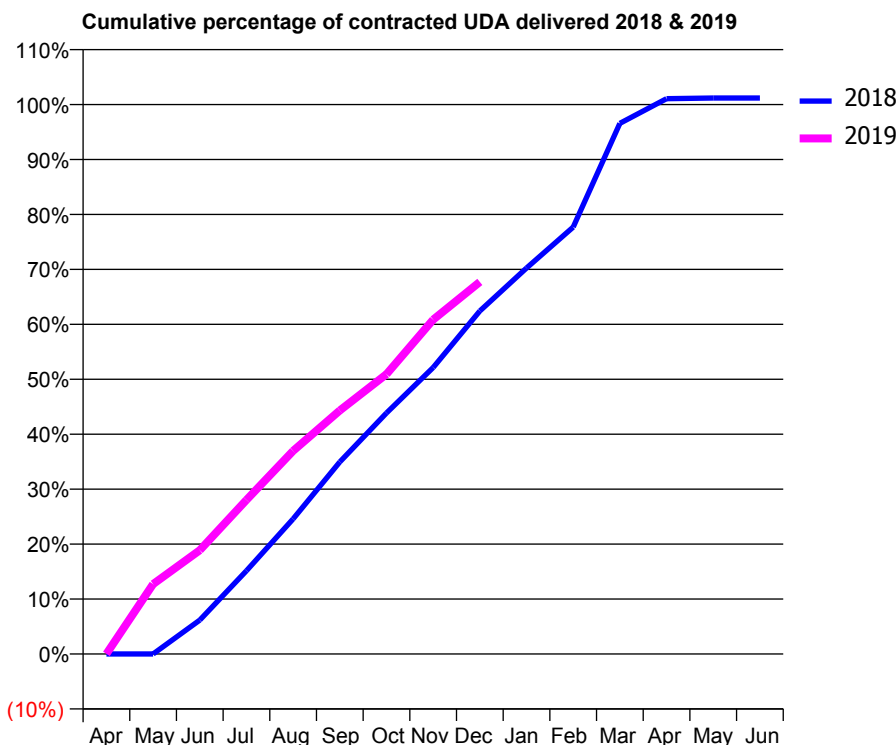
18/19 Contracted general activity (UDA)	19,498
Carry forward general activity (UDA)	0
18/19 Contracted orthodontic activity (UOA)	0
Carry forward orthodontic activity (UOA)	0
Baseline contract value	£542,634.71

ACCESS*

Patients seen in 24 months	Total	Change since previous quarter
Quarter ending December 2017	6,307	
Quarter ending March 2018	6,403	→
Quarter ending June 2018	6,524	→
Quarter ending September 2018	6,540	→
Quarter ending December 2018	6,555	→
Variance since December 2017	3.9%	↑



ACTIVITY



Month	Adjusted Scheduled Activity (UDA)	
	2018	2019
April	0	5
May	0	2,483
June	1,212	3,685
July	2,968	5,469
August	4,822	7,209
September	6,849	8,642
October	8,598	9,929
November	10,217	11,864
December	12,233	13,205
January	13,765	
February	15,225	
March	18,929	
April	19,809	
May	19,830	
June	19,830	

QUALITY

	Quantity	Base Number	Contract	AT	Region	England
% of FP17s for the same patient ID Re-attending within 3 months - Children	77	1,621	4.8%	11.8%	12.3%	11.8%
% of FP17s for the same patient ID Re-attending within 3 months - Adults	721	5,994	12.0%	16.6%	15.8%	15.6%
% of FP17s for the same patient ID Re-attending between 3 & 9 months - Children	1,116	1,621	68.8%	58.0%	60.1%	58.8%
% of FP17s for the same patient ID Re-attending between 3 & 9 months - Adults	3,924	5,994	65.5%	52.0%	53.3%	51.0%
% of FP17s for Band 1 Urgent Courses	486	6,599	7.4%	9.7%	9.0%	9.0%
% of FP17s Relating to Free Repair or Replacements	50	6,599	0.8%	1.1%	1.0%	0.8%
% of FP17s Relating to Continuations	46	6,599	0.7%	1.1%	1.0%	0.9%
% of Patients satisfied with the dentistry they have received	6	8	N/A	94.2%	93.8%	93.2%
% of Patients satisfied with the time they had to wait for an appointment	6	8	N/A	92.4%	89.4%	88.3%

* This is based on patients treated on this contract for their most recent course of treatment. Figures in italics indicate the base number of FP17s or Patient Questionnaire responses are less than 100. N/A is shown where the base number of responses is less than 10 during the period. % is calculated as Quantity/Base number*100

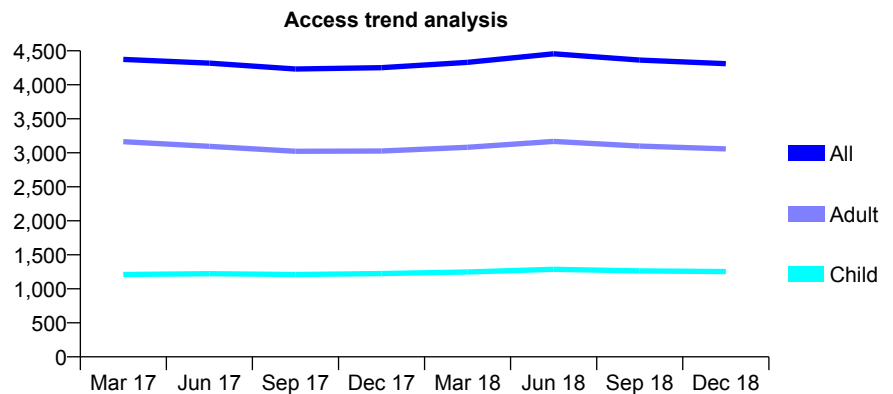
Q44 - Vital Signs At a Glance Contract Report for 157384/0001 - December 2018

Name or company name	Fearnhead Dental Surgery
Contract type name	GDS Contract
Purpose of contract	General
Contract start date	01/11/2011
Contract end date	

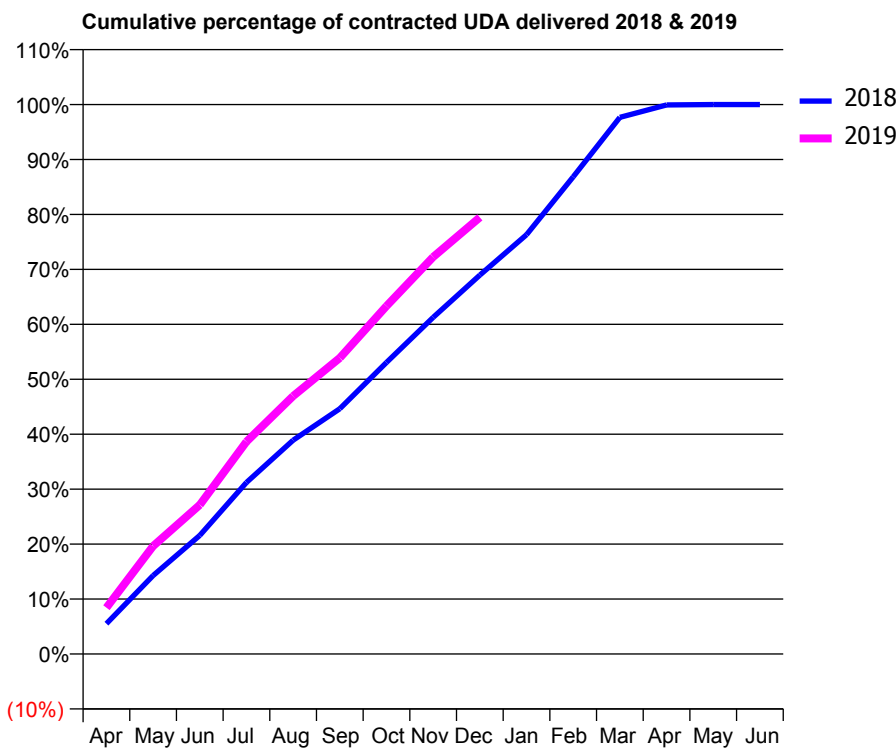
18/19 Contracted general activity (UDA)	12,385
Carry forward general activity (UDA)	0
18/19 Contracted orthodontic activity (UOA)	0
Carry forward orthodontic activity (UOA)	0
Baseline contract value	£383,061.13

ACCESS*

Patients seen in 24 months	Total	Change since previous quarter
Quarter ending December 2017	4,252	
Quarter ending March 2018	4,330	→
Quarter ending June 2018	4,455	↑
Quarter ending September 2018	4,363	↓
Quarter ending December 2018	4,310	↓
Variance since December 2017	1.4%	→



ACTIVITY



Month	Adjusted Scheduled Activity (UDA)	
	2018	2019
April	689	1,043
May	1,786	2,432
June	2,698	3,363
July	3,900	4,785
August	4,861	5,813
September	5,578	6,674
October	6,631	7,843
November	7,654	8,950
December	8,614	9,842
January	9,535	
February	10,849	
March	12,203	
April	12,484	
May	12,494	
June	12,494	

QUALITY

	Quantity	Base Number	Contract	AT	Region	England
% of FP17s for the same patient ID Re-attending within 3 months - Children	117	1,245	9.4%	11.8%	12.3%	11.8%
% of FP17s for the same patient ID Re-attending within 3 months - Adults	415	3,051	13.6%	16.6%	15.8%	15.6%
% of FP17s for the same patient ID Re-attending between 3 & 9 months - Children	589	1,245	47.3%	58.0%	60.1%	58.8%
% of FP17s for the same patient ID Re-attending between 3 & 9 months - Adults	1,541	3,051	50.5%	52.0%	53.3%	51.0%
% of FP17s for Band 1 Urgent Courses	343	4,171	8.2%	9.7%	9.0%	9.0%
% of FP17s Relating to Free Repair or Replacements	48	4,171	1.2%	1.1%	1.0%	0.8%
% of FP17s Relating to Continuations	71	4,171	1.7%	1.1%	1.0%	0.9%
% of Patients satisfied with the dentistry they have received	4	4	N/A	94.2%	93.8%	93.2%
% of Patients satisfied with the time they had to wait for an appointment	4	4	N/A	92.4%	89.4%	88.3%

* This is based on patients treated on this contract for their most recent course of treatment. Figures in italics indicate the base number of FP17s or Patient Questionnaire responses are less than 100. N/A is shown where the base number of responses is less than 10 during the period. % is calculated as Quantity/Base number*100

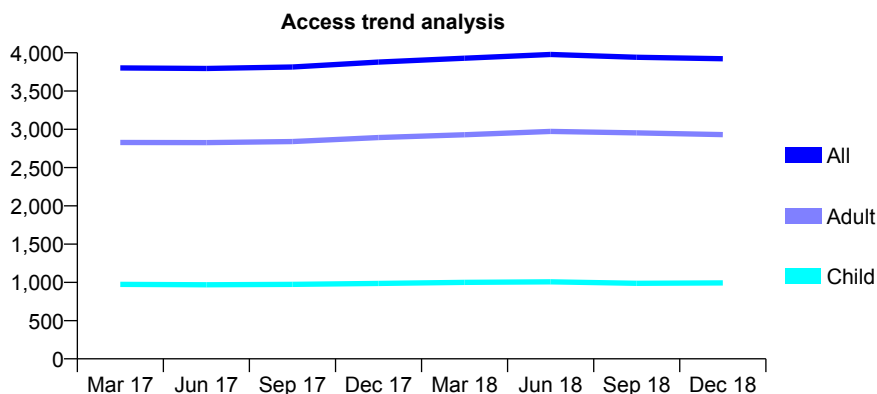
Q44 - Vital Signs At a Glance Contract Report for 158712/0001 - December 2018

Name or company name	Bollington Dental Practice Limited
Contract type name	GDS Contract
Purpose of contract	General
Contract start date	01/10/2014
Contract end date	

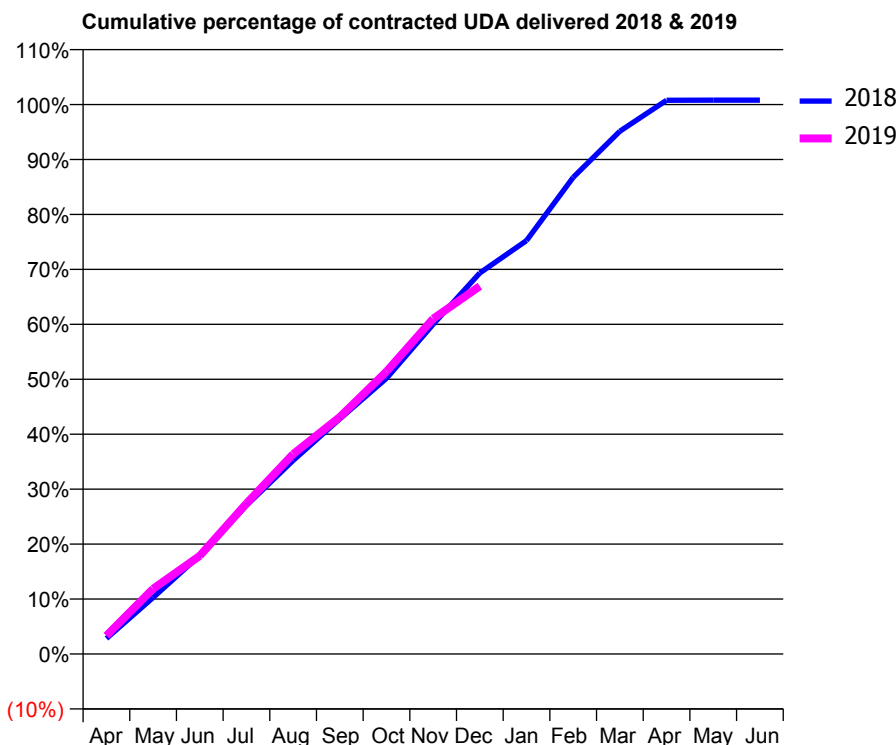
18/19 Contracted general activity (UDA)	8,980
Carry forward general activity (UDA)	0
18/19 Contracted orthodontic activity (UOA)	0
Carry forward orthodontic activity (UOA)	0
Baseline contract value	£286,039.11

ACCESS*

Patients seen in 24 months	Total	Change since previous quarter
Quarter ending December 2017	3,878	
Quarter ending March 2018	3,929	→
Quarter ending June 2018	3,979	→
Quarter ending September 2018	3,941	→
Quarter ending December 2018	3,922	→
Variance since December 2017	1.1%	→



ACTIVITY



Month	Adjusted Scheduled Activity (UDA)	
	2018	2019
April	253	300
May	924	1,066
June	1,612	1,605
July	2,431	2,461
August	3,166	3,267
September	3,845	3,872
October	4,510	4,616
November	5,392	5,479
December	6,231	6,012
January	6,761	
February	7,796	
March	8,551	
April	9,057	
May	9,059	
June	9,059	

QUALITY

	Quantity	Base Number	Contract	AT	Region	England
% of FP17s for the same patient ID Re-attending within 3 months - Children	69	1,046	6.6%	11.8%	12.3%	11.8%
% of FP17s for the same patient ID Re-attending within 3 months - Adults	377	2,393	15.8%	16.6%	15.8%	15.6%
% of FP17s for the same patient ID Re-attending between 3 & 9 months - Children	614	1,046	58.7%	58.0%	60.1%	58.8%
% of FP17s for the same patient ID Re-attending between 3 & 9 months - Adults	621	2,393	26.0%	52.0%	53.3%	51.0%
% of FP17s for Band 1 Urgent Courses	396	3,210	12.3%	9.7%	9.0%	9.0%
% of FP17s Relating to Free Repair or Replacements	23	3,210	0.7%	1.1%	1.0%	0.8%
% of FP17s Relating to Continuations	31	3,210	1.0%	1.1%	1.0%	0.9%
% of Patients satisfied with the dentistry they have received	4	4	N/A	94.2%	93.8%	93.2%
% of Patients satisfied with the time they had to wait for an appointment	4	4	N/A	92.4%	89.4%	88.3%

* This is based on patients treated on this contract for their most recent course of treatment. Figures in italics indicate the base number of FP17s or Patient Questionnaire responses are less than 100. N/A is shown where the base number of responses is less than 10 during the period. % is calculated as Quantity/Base number*100

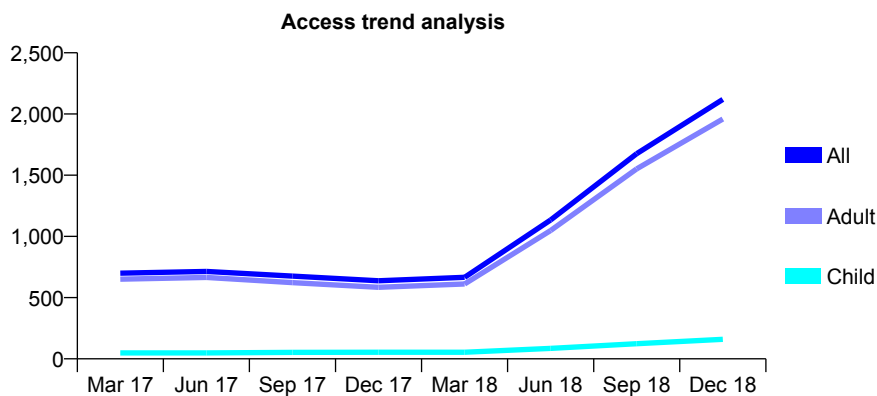
Q44 - Vital Signs At a Glance Contract Report for 160059/0014 - December 2018

Name or company name	REVIVE DENTAL CARE LIMITED
Contract type name	PDS Contract
Purpose of contract	General
Contract start date	01/04/2015
Contract end date	31/03/2020

18/19 Contracted general activity (UDA)	15,000
Carry forward general activity (UDA)	0
18/19 Contracted orthodontic activity (UOA)	0
Carry forward orthodontic activity (UOA)	0
Baseline contract value	£408,832.52

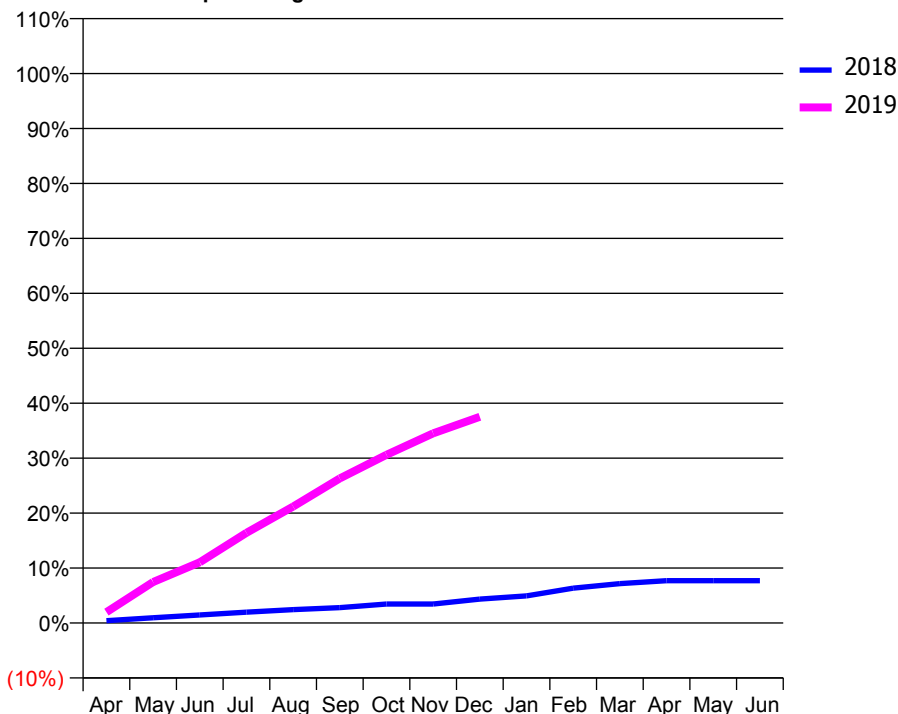
ACCESS*

Patients seen in 24 months	Total	Change since previous quarter
Quarter ending December 2017	638	
Quarter ending March 2018	666	↑
Quarter ending June 2018	1,134	↑
Quarter ending September 2018	1,676	↑
Quarter ending December 2018	2,119	↑
Variance since December 2017	232.1%	↑



ACTIVITY

Cumulative percentage of contracted UDA delivered 2018 & 2019



Month	Adjusted Scheduled Activity (UDA)	
	2018	2019
April	64	296
May	143	1,118
June	220	1,660
July	298	2,461
August	365	3,179
September	421	3,949
October	518	4,592
November	518	5,179
December	654	5,628
January	740	
February	953	
March	1,076	
April	1,157	
May	1,157	
June	1,157	

QUALITY

	Quantity	Base Number	Contract	AT	Region	England
% of FP17s for the same patient ID Re-attending within 3 months - Children	7	512	1.4%	11.8%	12.3%	11.8%
% of FP17s for the same patient ID Re-attending within 3 months - Adults	72	4,261	1.7%	16.6%	15.8%	15.6%
% of FP17s for the same patient ID Re-attending between 3 & 9 months - Children	0	512	0.0%	58.0%	60.1%	58.8%
% of FP17s for the same patient ID Re-attending between 3 & 9 months - Adults	11	4,261	0.3%	52.0%	53.3%	51.0%
% of FP17s for Band 1 Urgent Courses	4,690	4,692	100.0%	9.7%	9.0%	9.0%
% of FP17s Relating to Free Repair or Replacements	0	4,692	0.0%	1.1%	1.0%	0.8%
% of FP17s Relating to Continuations	0	4,692	0.0%	1.1%	1.0%	0.9%
% of Patients satisfied with the dentistry they have received	2	2	N/A	94.2%	93.8%	93.2%
% of Patients satisfied with the time they had to wait for an appointment	2	2	N/A	92.4%	89.4%	88.3%

* This is based on patients treated on this contract for their most recent course of treatment. Figures in italics indicate the base number of FP17s or Patient Questionnaire responses are less than 100. N/A is shown where the base number of responses is less than 10 during the period. % is calculated as Quantity/Base number*100

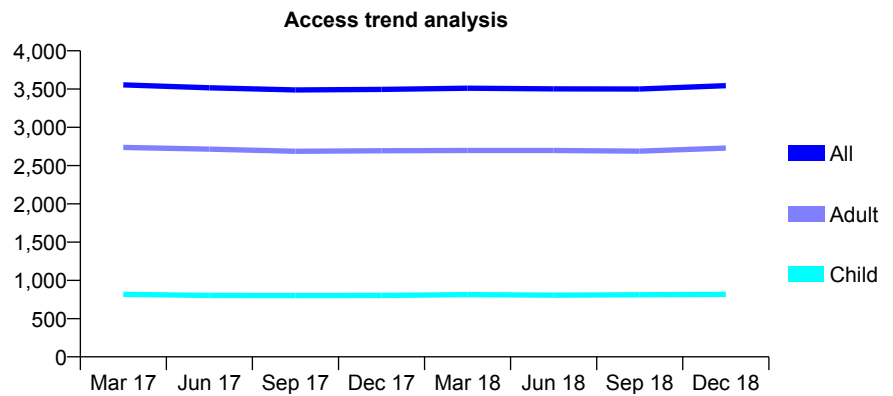
Q44 - Vital Signs At a Glance Contract Report for 160075/0001 - December 2018

Name or company name	Arrowe Park Dental Practice
Contract type name	GDS Contract
Purpose of contract	General
Contract start date	01/11/2012
Contract end date	

18/19 Contracted general activity (UDA)	13,875
Carry forward general activity (UDA)	0
18/19 Contracted orthodontic activity (UOA)	0
Carry forward orthodontic activity (UOA)	0
Baseline contract value	£412,154.78

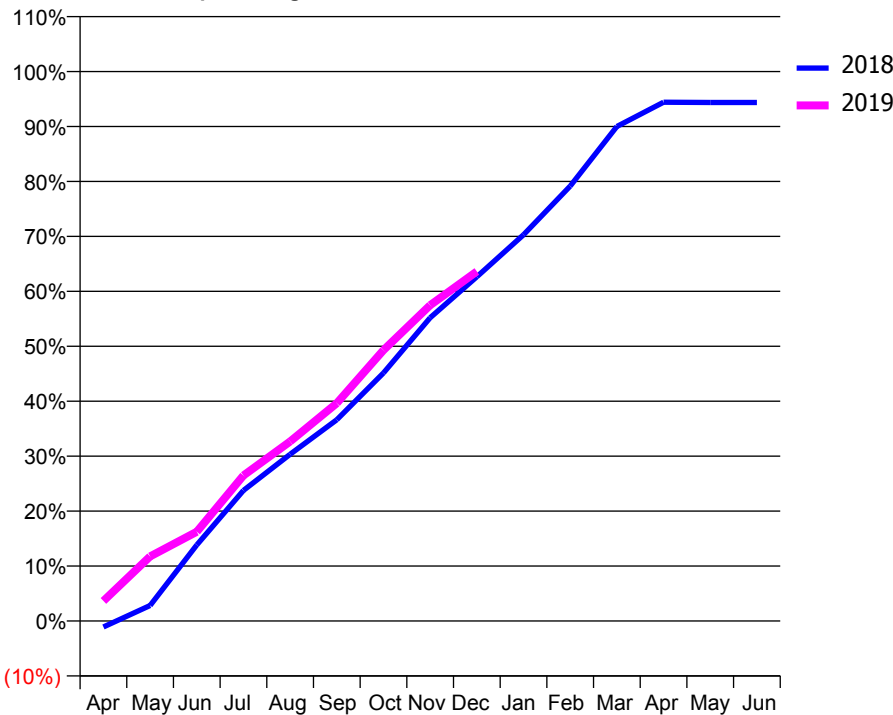
ACCESS*

Patients seen in 24 months	Total	Change since previous quarter
Quarter ending December 2017	3,496	
Quarter ending March 2018	3,511	→
Quarter ending June 2018	3,503	→
Quarter ending September 2018	3,500	→
Quarter ending December 2018	3,544	→
Variance since December 2017	1.4%	→



ACTIVITY

Cumulative percentage of contracted UDA delivered 2018 & 2019



Month	Adjusted Scheduled Activity (UDA)	
	2018	2019
April	-155	505
May	392	1,633
June	1,920	2,254
July	3,299	3,676
August	4,210	4,535
September	5,084	5,499
October	6,264	6,841
November	7,659	7,975
December	8,690	8,827
January	9,751	
February	10,982	
March	12,486	
April	13,098	
May	13,094	
June	13,093	

QUALITY

	Quantity	Base Number	Contract	AT	Region	England
% of FP17s for the same patient ID Re-attending within 3 months - Children	71	849	8.4%	11.8%	12.3%	11.8%
% of FP17s for the same patient ID Re-attending within 3 months - Adults	596	3,039	19.6%	16.6%	15.8%	15.6%
% of FP17s for the same patient ID Re-attending between 3 & 9 months - Children	476	849	56.1%	58.0%	60.1%	58.8%
% of FP17s for the same patient ID Re-attending between 3 & 9 months - Adults	1,674	3,039	55.1%	52.0%	53.3%	51.0%
% of FP17s for Band 1 Urgent Courses	199	3,672	5.4%	9.7%	9.0%	9.0%
% of FP17s Relating to Free Repair or Replacements	127	3,672	3.5%	1.1%	1.0%	0.8%
% of FP17s Relating to Continuations	58	3,672	1.6%	1.1%	1.0%	0.9%
% of Patients satisfied with the dentistry they have received	2	2	N/A	94.2%	93.8%	93.2%
% of Patients satisfied with the time they had to wait for an appointment	2	2	N/A	92.4%	89.4%	88.3%

* This is based on patients treated on this contract for their most recent course of treatment. Figures in italics indicate the base number of FP17s or Patient Questionnaire responses are less than 100. N/A is shown where the base number of responses is less than 10 during the period. % is calculated as Quantity/Base number*100

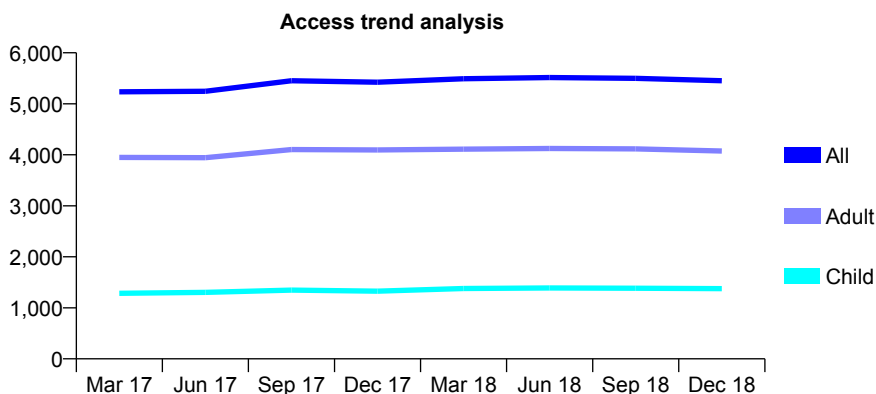
Q44 - Vital Signs At a Glance Contract Report for 160849/0001 - December 2018

Name or company name	Abbotts and Ward
Contract type name	GDS Contract
Purpose of contract	General
Contract start date	01/05/2013
Contract end date	

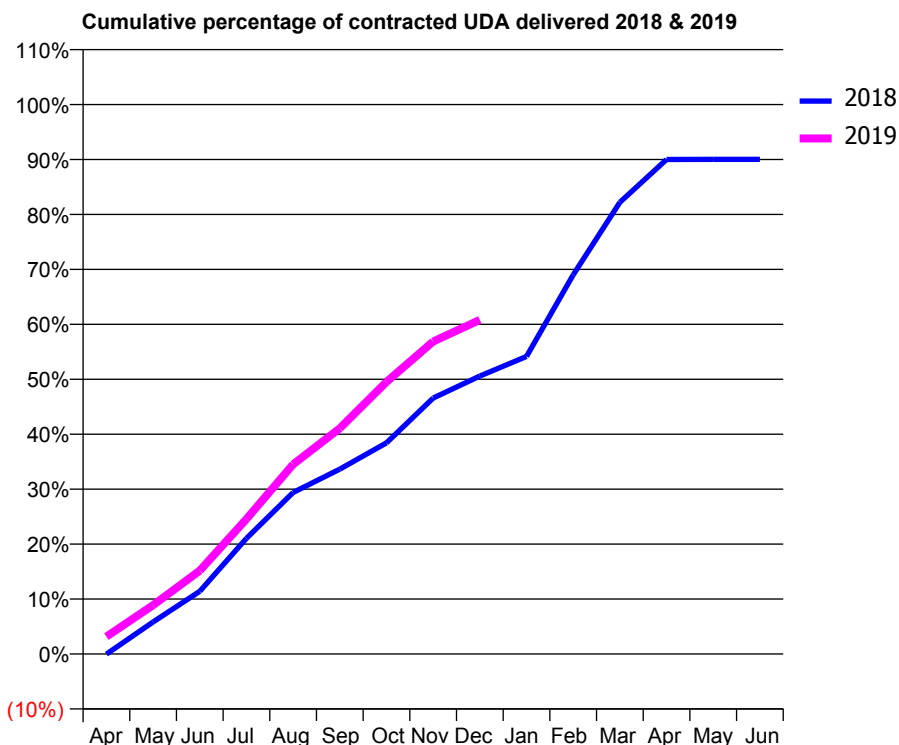
18/19 Contracted general activity (UDA)	17,000
Carry forward general activity (UDA)	0
18/19 Contracted orthodontic activity (UOA)	0
Carry forward orthodontic activity (UOA)	0
Baseline contract value	£417,172.15

ACCESS*

Patients seen in 24 months	Total	Change since previous quarter
Quarter ending December 2017	5,423	
Quarter ending March 2018	5,491	→
Quarter ending June 2018	5,514	→
Quarter ending September 2018	5,500	→
Quarter ending December 2018	5,452	→
Variance since December 2017	0.5%	→



ACTIVITY



Month	Adjusted Scheduled Activity (UDA)	
	2018	2019
April	-6	537
May	990	1,512
June	1,942	2,580
July	3,579	4,178
August	4,997	5,867
September	5,719	6,982
October	6,531	8,417
November	7,920	9,666
December	8,598	10,338
January	9,206	
February	11,730	
March	13,974	
April	15,301	
May	15,303	
June	15,304	

QUALITY

	Quantity	Base Number	Contract	AT	Region	England
% of FP17s for the same patient ID Re-attending within 3 months - Children	193	1,694	11.4%	11.8%	12.3%	11.8%
% of FP17s for the same patient ID Re-attending within 3 months - Adults	736	3,963	18.6%	16.6%	15.8%	15.6%
% of FP17s for the same patient ID Re-attending between 3 & 9 months - Children	1,082	1,694	63.9%	58.0%	60.1%	58.8%
% of FP17s for the same patient ID Re-attending between 3 & 9 months - Adults	2,286	3,963	57.7%	52.0%	53.3%	51.0%
% of FP17s for Band 1 Urgent Courses	489	5,277	9.3%	9.7%	9.0%	9.0%
% of FP17s Relating to Free Repair or Replacements	61	5,277	1.2%	1.1%	1.0%	0.8%
% of FP17s Relating to Continuations	39	5,277	0.7%	1.1%	1.0%	0.9%
% of Patients satisfied with the dentistry they have received	5	5	N/A	94.2%	93.8%	93.2%
% of Patients satisfied with the time they had to wait for an appointment	5	5	N/A	92.4%	89.4%	88.3%

* This is based on patients treated on this contract for their most recent course of treatment. Figures in italics indicate the base number of FP17s or Patient Questionnaire responses are less than 100. N/A is shown where the base number of responses is less than 10 during the period. % is calculated as Quantity/Base number*100

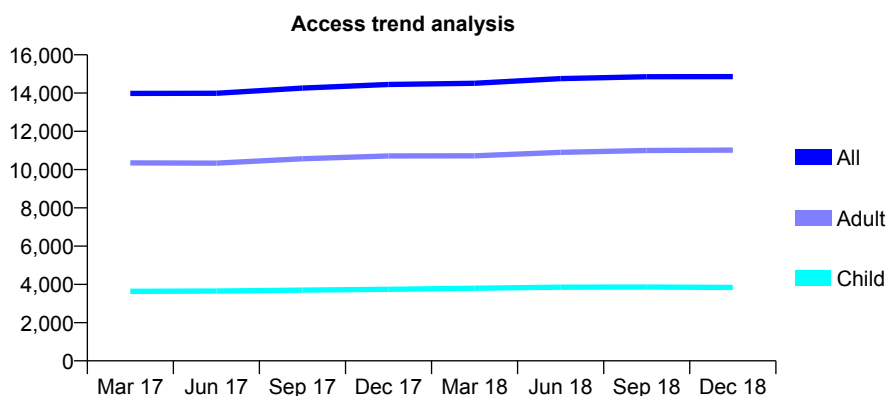
Q44 - Vital Signs At a Glance Contract Report for 161152/0001 - December 2018

Name or company name	Martins Lane Dental Practice
Contract type name	GDS Contract
Purpose of contract	General
Contract start date	01/01/2015
Contract end date	

18/19 Contracted general activity (UDA)	40,962
Carry forward general activity (UDA)	0
18/19 Contracted orthodontic activity (UOA)	0
Carry forward orthodontic activity (UOA)	0
Baseline contract value	£1,291,251.69

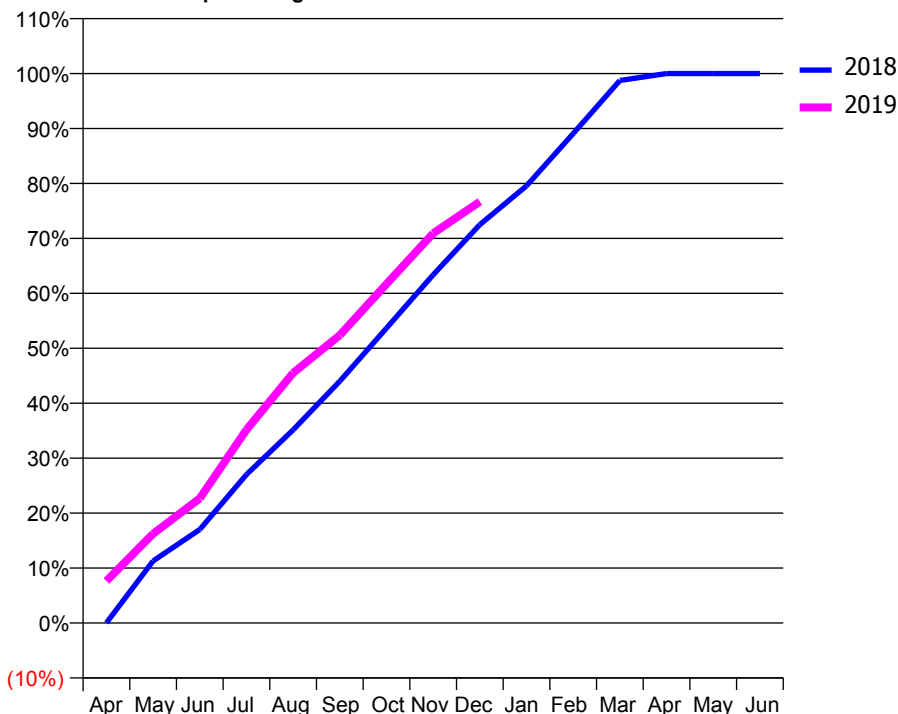
ACCESS*

Patients seen in 24 months	Total	Change since previous quarter
Quarter ending December 2017	14,450	
Quarter ending March 2018	14,512	→
Quarter ending June 2018	14,755	→
Quarter ending September 2018	14,853	→
Quarter ending December 2018	14,862	→
Variance since December 2017	2.9%	↑



ACTIVITY

Cumulative percentage of contracted UDA delivered 2018 & 2019



Month	Adjusted Scheduled Activity (UDA)	
	2018	2019
April	16	3,135
May	4,715	6,655
June	7,114	9,290
July	11,288	14,404
August	14,684	18,642
September	18,390	21,453
October	22,423	25,269
November	26,477	29,055
December	30,289	31,401
January	33,233	
February	37,210	
March	41,247	
April	41,777	
May	41,777	
June	41,778	

QUALITY

	Quantity	Base Number	Contract	AT	Region	England
% of FP17s for the same patient ID Re-attending within 3 months - Children	338	3,309	10.2%	11.8%	12.3%	11.8%
% of FP17s for the same patient ID Re-attending within 3 months - Adults	1,989	9,444	21.1%	16.6%	15.8%	15.6%
% of FP17s for the same patient ID Re-attending between 3 & 9 months - Children	1,348	3,309	40.7%	58.0%	60.1%	58.8%
% of FP17s for the same patient ID Re-attending between 3 & 9 months - Adults	3,270	9,444	34.6%	52.0%	53.3%	51.0%
% of FP17s for Band 1 Urgent Courses	947	12,207	7.8%	9.7%	9.0%	9.0%
% of FP17s Relating to Free Repair or Replacements	156	12,207	1.3%	1.1%	1.0%	0.8%
% of FP17s Relating to Continuations	398	12,207	3.3%	1.1%	1.0%	0.9%
% of Patients satisfied with the dentistry they have received	8	8	N/A	94.2%	93.8%	93.2%
% of Patients satisfied with the time they had to wait for an appointment	7	8	N/A	92.4%	89.4%	88.3%

* This is based on patients treated on this contract for their most recent course of treatment. Figures in italics indicate the base number of FP17s or Patient Questionnaire responses are less than 100. N/A is shown where the base number of responses is less than 10 during the period. % is calculated as Quantity/Base number*100

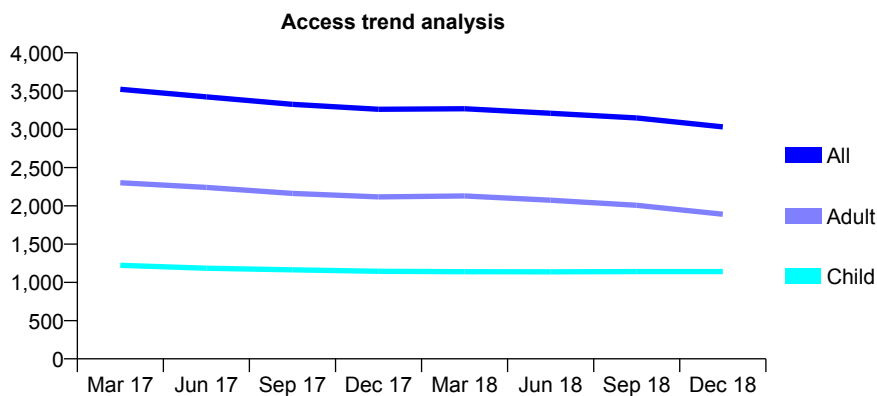
Q44 - Vital Signs At a Glance Contract Report for 161195/0001 - December 2018

Name or company name	Toft Road Dental Surgery
Contract type name	GDS Contract
Purpose of contract	General
Contract start date	01/06/2014
Contract end date	

18/19 Contracted general activity (UDA)	7,912
Carry forward general activity (UDA)	0
18/19 Contracted orthodontic activity (UOA)	0
Carry forward orthodontic activity (UOA)	0
Baseline contract value	£194,148.83

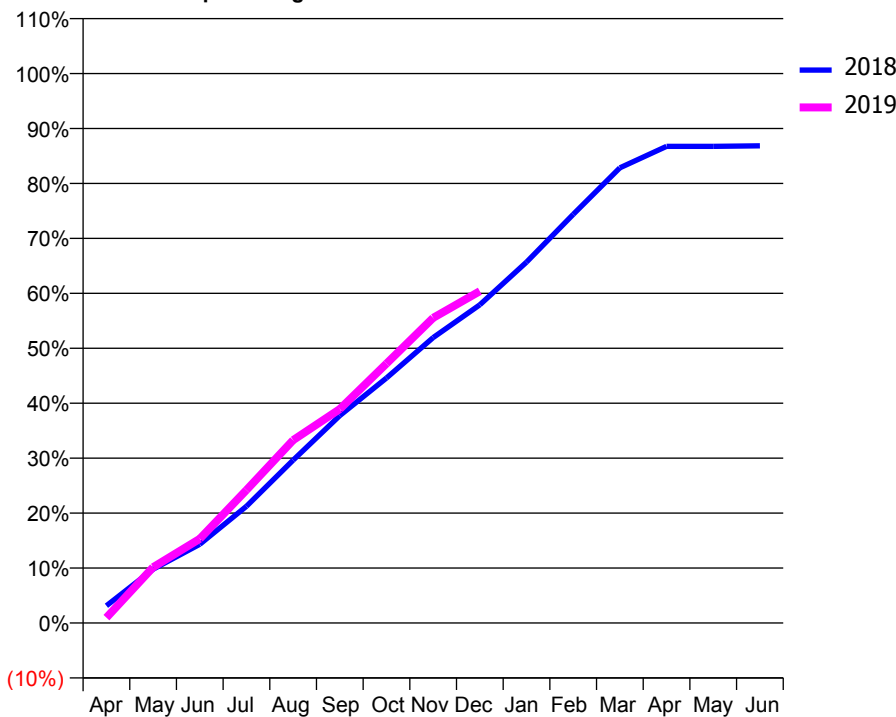
ACCESS*

Patients seen in 24 months	Total	Change since previous quarter
Quarter ending December 2017	3,262	
Quarter ending March 2018	3,268	→
Quarter ending June 2018	3,210	↓
Quarter ending September 2018	3,148	↓
Quarter ending December 2018	3,032	↓
Variance since December 2017	(7.1%)	↓



ACTIVITY

Cumulative percentage of contracted UDA delivered 2018 & 2019



Month	Adjusted Scheduled Activity (UDA)	
	2018	2019
April	248	78
May	774	804
June	1,133	1,212
July	1,681	1,915
August	2,346	2,632
September	2,987	3,080
October	3,528	3,735
November	4,111	4,393
December	4,581	4,779
January	5,196	
February	5,883	
March	6,555	
April	6,862	
May	6,862	
June	6,870	

QUALITY

	Quantity	Base Number	Contract	AT	Region	England
% of FP17s for the same patient ID Re-attending within 3 months - Children	108	1,345	8.0%	11.8%	12.3%	11.8%
% of FP17s for the same patient ID Re-attending within 3 months - Adults	215	1,841	11.7%	16.6%	15.8%	15.6%
% of FP17s for the same patient ID Re-attending between 3 & 9 months - Children	915	1,345	68.0%	58.0%	60.1%	58.8%
% of FP17s for the same patient ID Re-attending between 3 & 9 months - Adults	1,126	1,841	61.2%	52.0%	53.3%	51.0%
% of FP17s for Band 1 Urgent Courses	218	3,009	7.2%	9.7%	9.0%	9.0%
% of FP17s Relating to Free Repair or Replacements	11	3,009	0.4%	1.1%	1.0%	0.8%
% of FP17s Relating to Continuations	10	3,009	0.3%	1.1%	1.0%	0.9%
% of Patients satisfied with the dentistry they have received	0	0	N/A	94.2%	93.8%	93.2%
% of Patients satisfied with the time they had to wait for an appointment	0	0	N/A	92.4%	89.4%	88.3%

* This is based on patients treated on this contract for their most recent course of treatment. Figures in italics indicate the base number of FP17s or Patient Questionnaire responses are less than 100. N/A is shown where the base number of responses is less than 10 during the period. % is calculated as Quantity/Base number*100

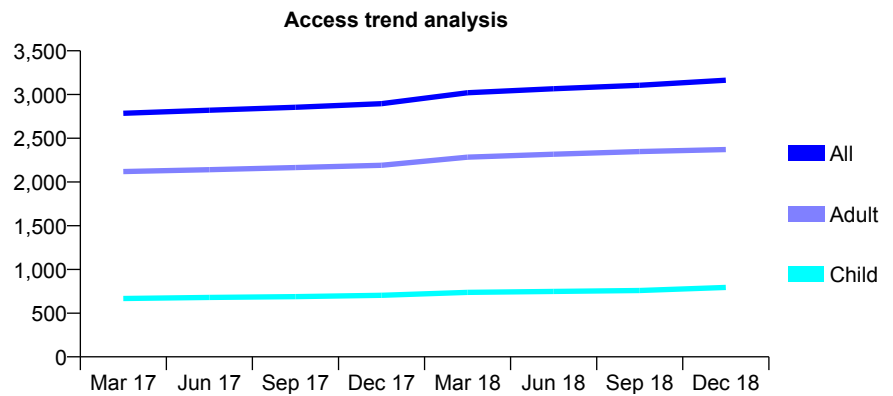
Q44 - Vital Signs At a Glance Contract Report for 161535/0001 - December 2018

Name or company name	Orchard Dental Practice
Contract type name	GDS Contract
Purpose of contract	General
Contract start date	01/05/2013
Contract end date	

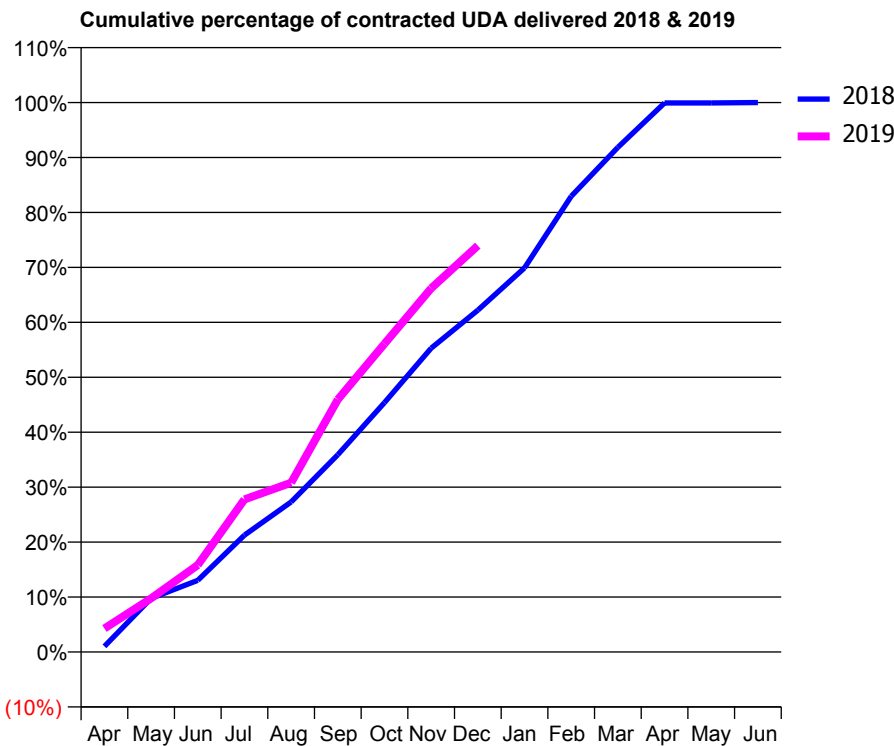
18/19 Contracted general activity (UDA)	7,200
Carry forward general activity (UDA)	0
18/19 Contracted orthodontic activity (UOA)	0
Carry forward orthodontic activity (UOA)	0
Baseline contract value	£213,856.42

ACCESS*

Patients seen in 24 months	Total	Change since previous quarter
Quarter ending December 2017	2,895	
Quarter ending March 2018	3,021	↑
Quarter ending June 2018	3,066	→
Quarter ending September 2018	3,106	→
Quarter ending December 2018	3,164	→
Variance since December 2017	9.3%	↑



ACTIVITY



Adjusted Scheduled Activity (UDA)		
Month	2018	2019
April	74	308
May	706	703
June	944	1,140
July	1,540	1,999
August	1,977	2,218
September	2,599	3,309
October	3,287	4,038
November	4,002	4,765
December	4,504	5,324
January	5,061	
February	6,005	
March	6,650	
April	7,234	
May	7,234	
June	7,240	

QUALITY

	Quantity	Base Number	Contract	AT	Region	England
% of FP17s for the same patient ID Re-attending within 3 months - Children	99	1,030	9.6%	11.8%	12.3%	11.8%
% of FP17s for the same patient ID Re-attending within 3 months - Adults	336	2,538	13.2%	16.6%	15.8%	15.6%
% of FP17s for the same patient ID Re-attending between 3 & 9 months - Children	651	1,030	63.2%	58.0%	60.1%	58.8%
% of FP17s for the same patient ID Re-attending between 3 & 9 months - Adults	1,425	2,538	56.1%	52.0%	53.3%	51.0%
% of FP17s for Band 1 Urgent Courses	251	2,594	9.7%	9.7%	9.0%	9.0%
% of FP17s Relating to Free Repair or Replacements	13	2,594	0.5%	1.1%	1.0%	0.8%
% of FP17s Relating to Continuations	2	2,594	0.1%	1.1%	1.0%	0.9%
% of Patients satisfied with the dentistry they have received	2	2	N/A	94.2%	93.8%	93.2%
% of Patients satisfied with the time they had to wait for an appointment	2	2	N/A	92.4%	89.4%	88.3%

* This is based on patients treated on this contract for their most recent course of treatment. Figures in italics indicate the base number of FP17s or Patient Questionnaire responses are less than 100. N/A is shown where the base number of responses is less than 10 during the period. % is calculated as Quantity/Base number*100

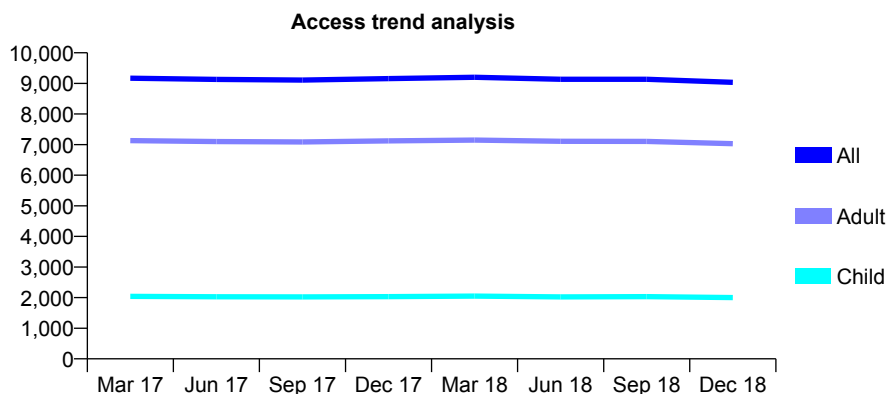
Q44 - Vital Signs At a Glance Contract Report for 162396/0001 - December 2018

Name or company name	PHOENIX DENTAL PRACTICE LIMITED
Contract type name	GDS Contract
Purpose of contract	General
Contract start date	01/10/2011
Contract end date	

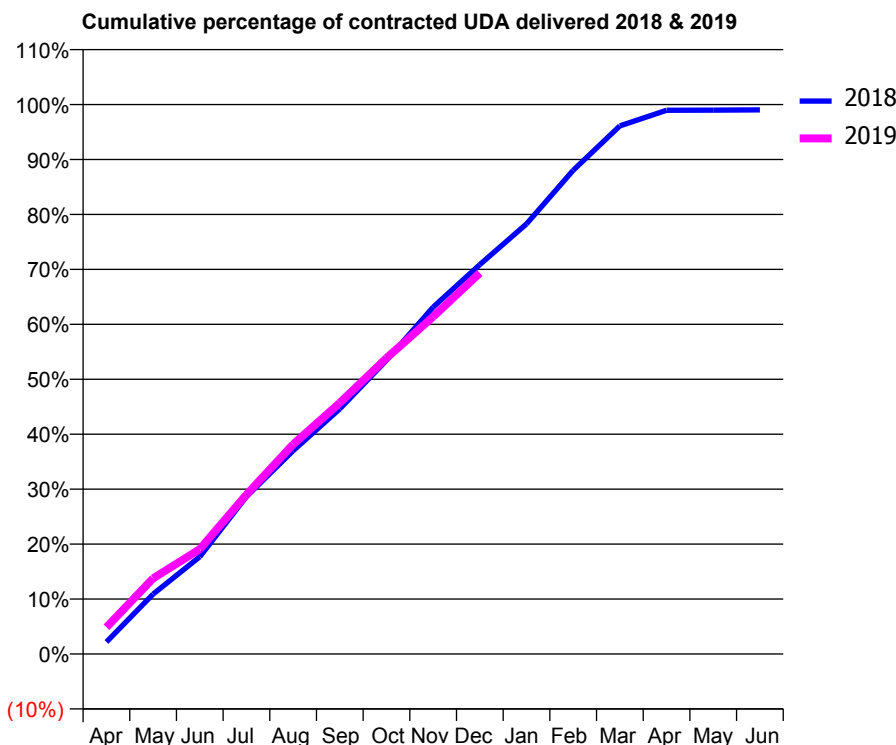
18/19 Contracted general activity (UDA)	25,819
Carry forward general activity (UDA)	252
18/19 Contracted orthodontic activity (UOA)	0
Carry forward orthodontic activity (UOA)	0
Baseline contract value	£702,049.79

ACCESS*

Patients seen in 24 months	Total	Change since previous quarter
Quarter ending December 2017	9,158	
Quarter ending March 2018	9,199	→
Quarter ending June 2018	9,134	→
Quarter ending September 2018	9,137	→
Quarter ending December 2018	9,035	↓
Variance since December 2017	(1.3%)	↓



ACTIVITY



Month	Adjusted Scheduled Activity (UDA)	
	2018	2019
April	565	1,259
May	2,817	3,557
June	4,568	4,928
July	7,396	7,491
August	9,550	9,852
September	11,521	11,798
October	13,799	13,904
November	16,298	15,847
December	18,301	17,906
January	20,210	
February	22,729	
March	24,813	
April	25,550	
May	25,552	
June	25,567	

QUALITY

	Quantity	Base Number	Contract	AT	Region	England
% of FP17s for the same patient ID Re-attending within 3 months - Children	107	2,141	5.0%	11.8%	12.3%	11.8%
% of FP17s for the same patient ID Re-attending within 3 months - Adults	812	7,253	11.2%	16.6%	15.8%	15.6%
% of FP17s for the same patient ID Re-attending between 3 & 9 months - Children	1,300	2,141	60.7%	58.0%	60.1%	58.8%
% of FP17s for the same patient ID Re-attending between 3 & 9 months - Adults	4,246	7,253	58.5%	52.0%	53.3%	51.0%
% of FP17s for Band 1 Urgent Courses	602	9,007	6.7%	9.7%	9.0%	9.0%
% of FP17s Relating to Free Repair or Replacements	75	9,007	0.8%	1.1%	1.0%	0.8%
% of FP17s Relating to Continuations	154	9,007	1.7%	1.1%	1.0%	0.9%
% of Patients satisfied with the dentistry they have received	2	2	N/A	94.2%	93.8%	93.2%
% of Patients satisfied with the time they had to wait for an appointment	1	2	N/A	92.4%	89.4%	88.3%

* This is based on patients treated on this contract for their most recent course of treatment. Figures in italics indicate the base number of FP17s or Patient Questionnaire responses are less than 100. N/A is shown where the base number of responses is less than 10 during the period. % is calculated as Quantity/Base number*100

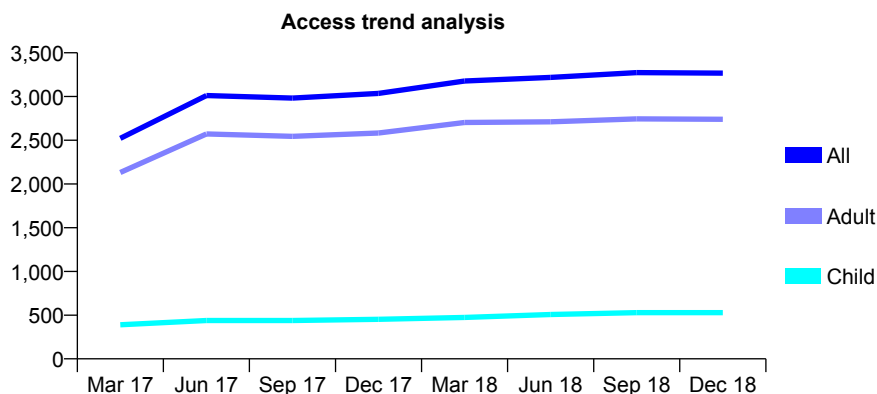
Q44 - Vital Signs At a Glance Contract Report for 165956/0001 - December 2018

Name or company name	Park House Dental Practice
Contract type name	GDS Contract
Purpose of contract	General
Contract start date	06/07/2015
Contract end date	

18/19 Contracted general activity (UDA)	12,118
Carry forward general activity (UDA)	448
18/19 Contracted orthodontic activity (UOA)	0
Carry forward orthodontic activity (UOA)	0
Baseline contract value	£295,987.21

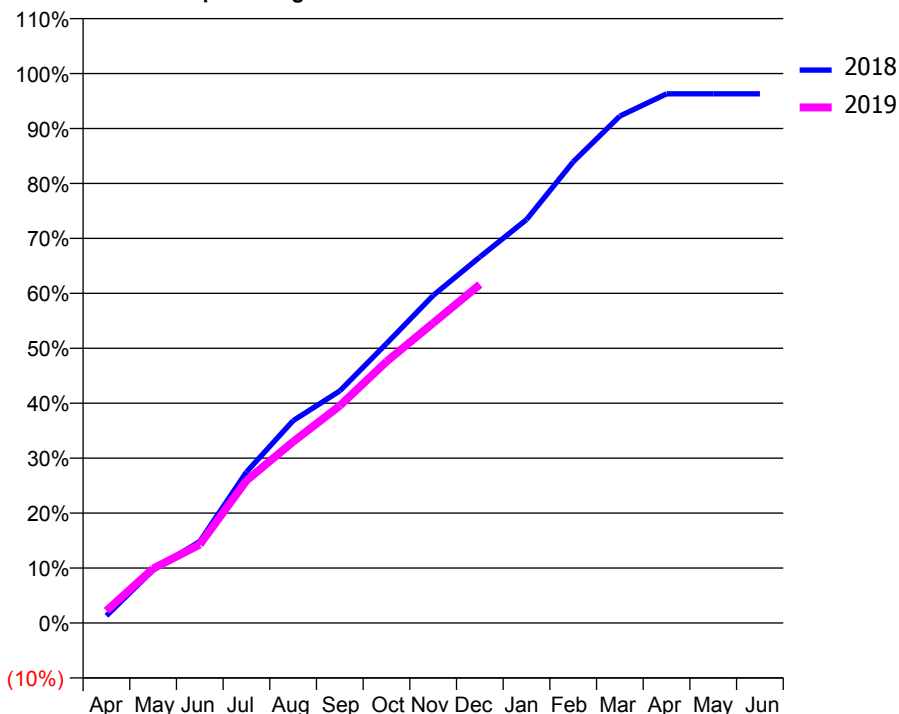
ACCESS*

Patients seen in 24 months	Total	Change since previous quarter
Quarter ending December 2017	3,035	
Quarter ending March 2018	3,177	↑
Quarter ending June 2018	3,218	→
Quarter ending September 2018	3,274	→
Quarter ending December 2018	3,268	→
Variance since December 2017	7.7%	↑



ACTIVITY

Cumulative percentage of contracted UDA delivered 2018 & 2019



Month	Adjusted Scheduled Activity (UDA)	
	2018	2019
April	160	270
May	1,170	1,202
June	1,798	1,729
July	3,329	3,142
August	4,464	3,999
September	5,117	4,791
October	6,163	5,766
November	7,224	6,616
December	8,070	7,465
January	8,898	
February	10,170	
March	11,180	
April	11,670	
May	11,670	
June	11,669	

QUALITY

	Quantity	Base Number	Contract	AT	Region	England
% of FP17s for the same patient ID Re-attending within 3 months - Children	93	601	15.5%	11.8%	12.3%	11.8%
% of FP17s for the same patient ID Re-attending within 3 months - Adults	408	2,881	14.2%	16.6%	15.8%	15.6%
% of FP17s for the same patient ID Re-attending between 3 & 9 months - Children	311	601	51.7%	58.0%	60.1%	58.8%
% of FP17s for the same patient ID Re-attending between 3 & 9 months - Adults	1,626	2,881	56.4%	52.0%	53.3%	51.0%
% of FP17s for Band 1 Urgent Courses	266	3,177	8.4%	9.7%	9.0%	9.0%
% of FP17s Relating to Free Repair or Replacements	42	3,177	1.3%	1.1%	1.0%	0.8%
% of FP17s Relating to Continuations	25	3,177	0.8%	1.1%	1.0%	0.9%
% of Patients satisfied with the dentistry they have received	4	4	N/A	94.2%	93.8%	93.2%
% of Patients satisfied with the time they had to wait for an appointment	4	4	N/A	92.4%	89.4%	88.3%

* This is based on patients treated on this contract for their most recent course of treatment. Figures in italics indicate the base number of FP17s or Patient Questionnaire responses are less than 100. N/A is shown where the base number of responses is less than 10 during the period. % is calculated as Quantity/Base number*100

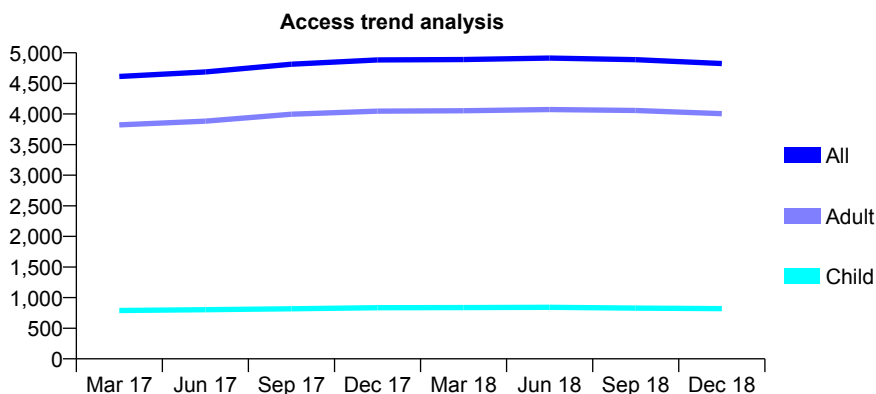
Q44 - Vital Signs At a Glance Contract Report for 166693/0001 - December 2018

Name or company name	Roe Street Dental Practice
Contract type name	GDS Contract
Purpose of contract	General
Contract start date	01/10/2013
Contract end date	

18/19 Contracted general activity (UDA)	14,952
Carry forward general activity (UDA)	0
18/19 Contracted orthodontic activity (UOA)	0
Carry forward orthodontic activity (UOA)	0
Baseline contract value	£414,342.80

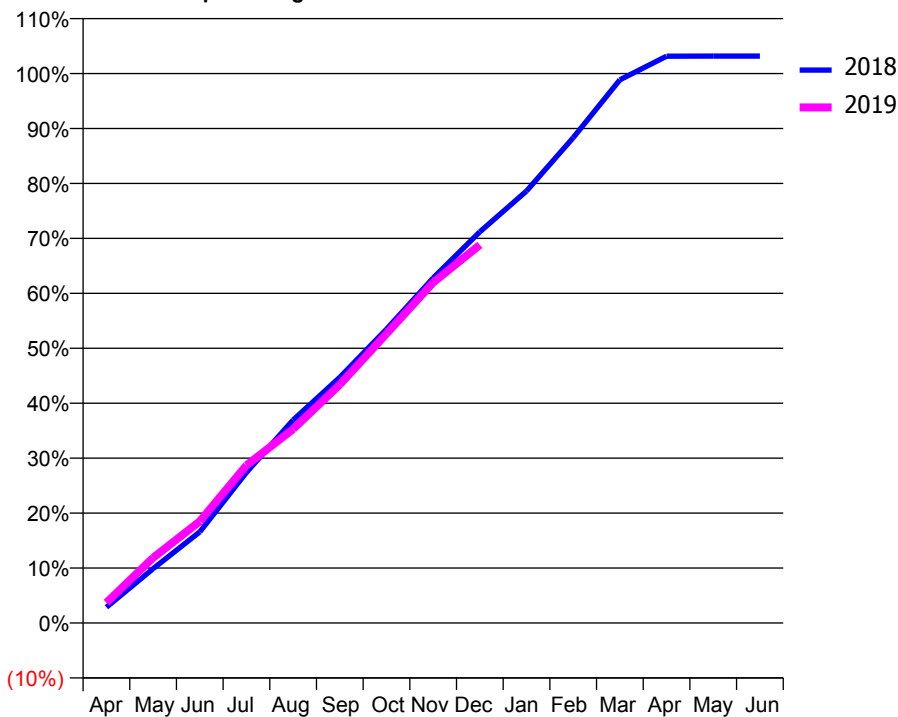
ACCESS*

Patients seen in 24 months	Total	Change since previous quarter
Quarter ending December 2017	4,883	
Quarter ending March 2018	4,891	→
Quarter ending June 2018	4,915	→
Quarter ending September 2018	4,887	→
Quarter ending December 2018	4,825	↓
Variance since December 2017	(1.2%)	↓



ACTIVITY

Cumulative percentage of contracted UDA delivered 2018 & 2019



Month	Adjusted Scheduled Activity (UDA)	
	2018	2019
April	437	552
May	1,498	1,776
June	2,512	2,767
July	4,152	4,289
August	5,594	5,276
September	6,772	6,491
October	8,099	7,870
November	9,509	9,266
December	10,780	10,289
January	11,907	
February	13,375	
March	14,970	
April	15,622	
May	15,624	
June	15,624	

QUALITY

	Quantity	Base Number	Contract	AT	Region	England
% of FP17s for the same patient ID Re-attending within 3 months - Children	90	1,041	8.6%	11.8%	12.3%	11.8%
% of FP17s for the same patient ID Re-attending within 3 months - Adults	702	5,084	13.8%	16.6%	15.8%	15.6%
% of FP17s for the same patient ID Re-attending between 3 & 9 months - Children	793	1,041	76.2%	58.0%	60.1%	58.8%
% of FP17s for the same patient ID Re-attending between 3 & 9 months - Adults	3,540	5,084	69.6%	52.0%	53.3%	51.0%
% of FP17s for Band 1 Urgent Courses	629	5,817	10.8%	9.7%	9.0%	9.0%
% of FP17s Relating to Free Repair or Replacements	83	5,817	1.4%	1.1%	1.0%	0.8%
% of FP17s Relating to Continuations	62	5,817	1.1%	1.1%	1.0%	0.9%
% of Patients satisfied with the dentistry they have received	4	4	N/A	94.2%	93.8%	93.2%
% of Patients satisfied with the time they had to wait for an appointment	3	4	N/A	92.4%	89.4%	88.3%

* This is based on patients treated on this contract for their most recent course of treatment. Figures in italics indicate the base number of FP17s or Patient Questionnaire responses are less than 100. N/A is shown where the base number of responses is less than 10 during the period. % is calculated as Quantity/Base number*100

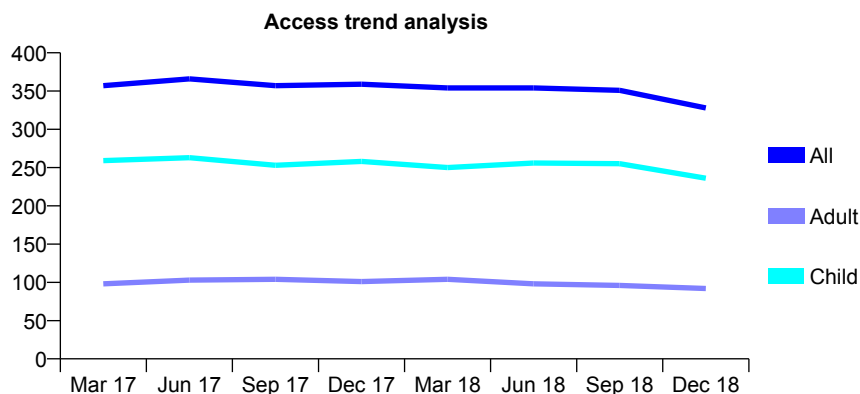
Q44 - Vital Signs At a Glance Contract Report for 168440/0001 - December 2018

Name or company name	John Sullivan Dental Practice Ltd
Contract type name	GDS Contract
Purpose of contract	General
Contract start date	01/05/2010
Contract end date	

18/19 Contracted general activity (UDA)	1,000
Carry forward general activity (UDA)	0
18/19 Contracted orthodontic activity (UOA)	0
Carry forward orthodontic activity (UOA)	0
Baseline contract value	£21,416.72

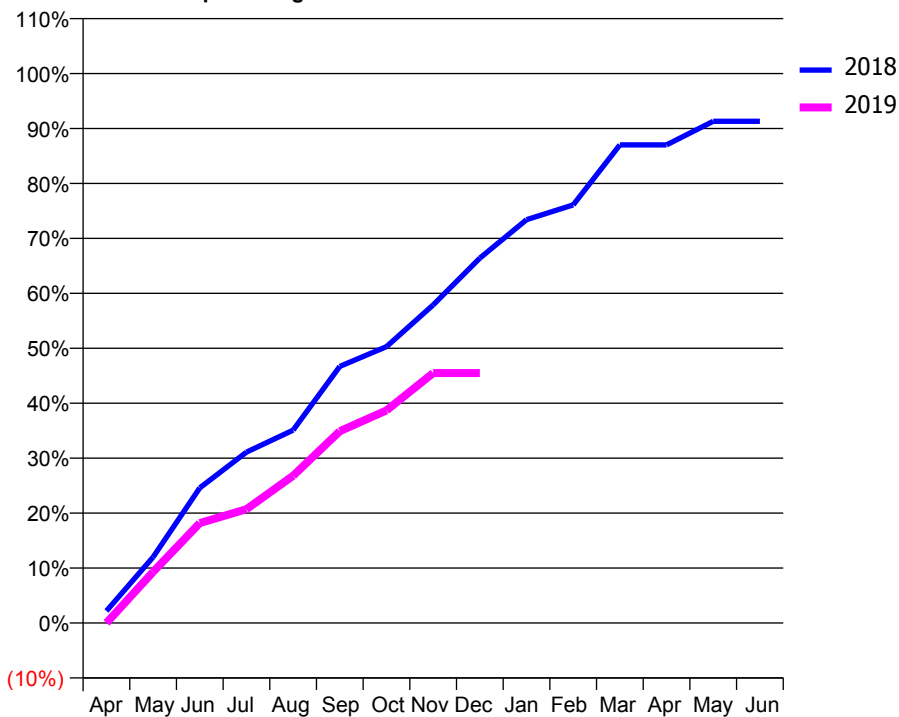
ACCESS*

Patients seen in 24 months	Total	Change since previous quarter
Quarter ending December 2017	359	
Quarter ending March 2018	354	↓
Quarter ending June 2018	354	→
Quarter ending September 2018	351	→
Quarter ending December 2018	328	↓
Variance since December 2017	(8.6%)	↓



ACTIVITY

Cumulative percentage of contracted UDA delivered 2018 & 2019



Month	Adjusted Scheduled Activity (UDA)	
	2018	2019
April	22	0
May	120	93
June	246	182
July	311	207
August	351	268
September	467	349
October	503	387
November	579	455
December	664	455
January	734	
February	761	
March	870	
April	870	
May	913	
June	913	

QUALITY

	Quantity	Base Number	Contract	AT	Region	England
% of FP17s for the same patient ID Re-attending within 3 months - Children	2	176	1.1%	11.8%	12.3%	11.8%
% of FP17s for the same patient ID Re-attending within 3 months - Adults	3	39	7.7%	16.6%	15.8%	15.6%
% of FP17s for the same patient ID Re-attending between 3 & 9 months - Children	99	176	56.3%	58.0%	60.1%	58.8%
% of FP17s for the same patient ID Re-attending between 3 & 9 months - Adults	17	39	43.6%	52.0%	53.3%	51.0%
% of FP17s for Band 1 Urgent Courses	0	190	0.0%	9.7%	9.0%	9.0%
% of FP17s Relating to Free Repair or Replacements	0	190	0.0%	1.1%	1.0%	0.8%
% of FP17s Relating to Continuations	1	190	0.5%	1.1%	1.0%	0.9%
% of Patients satisfied with the dentistry they have received	0	0	N/A	94.2%	93.8%	93.2%
% of Patients satisfied with the time they had to wait for an appointment	0	0	N/A	92.4%	89.4%	88.3%

* This is based on patients treated on this contract for their most recent course of treatment. Figures in italics indicate the base number of FP17s or Patient Questionnaire responses are less than 100. N/A is shown where the base number of responses is less than 10 during the period. % is calculated as Quantity/Base number*100

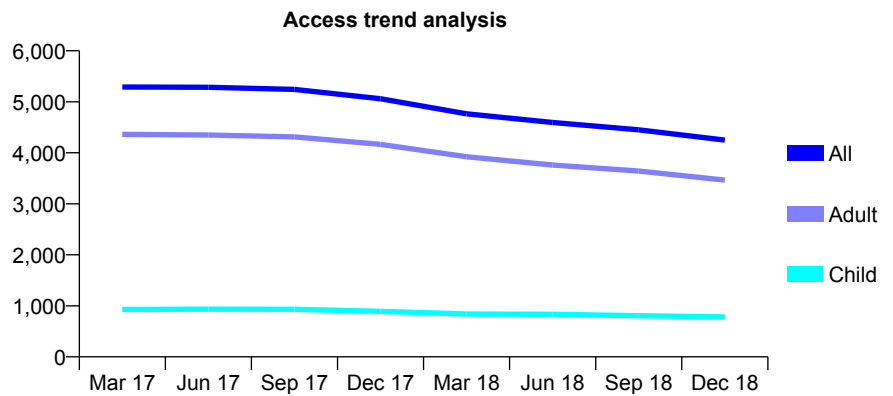
Q44 - Vital Signs At a Glance Contract Report for 169633/0001 - December 2018

Name or company name	Chester Dental Clinic
Contract type name	GDS Contract
Purpose of contract	General
Contract start date	01/04/2011
Contract end date	

18/19 Contracted general activity (UDA)	17,775
Carry forward general activity (UDA)	0
18/19 Contracted orthodontic activity (UOA)	0
Carry forward orthodontic activity (UOA)	0
Baseline contract value	£464,059.56

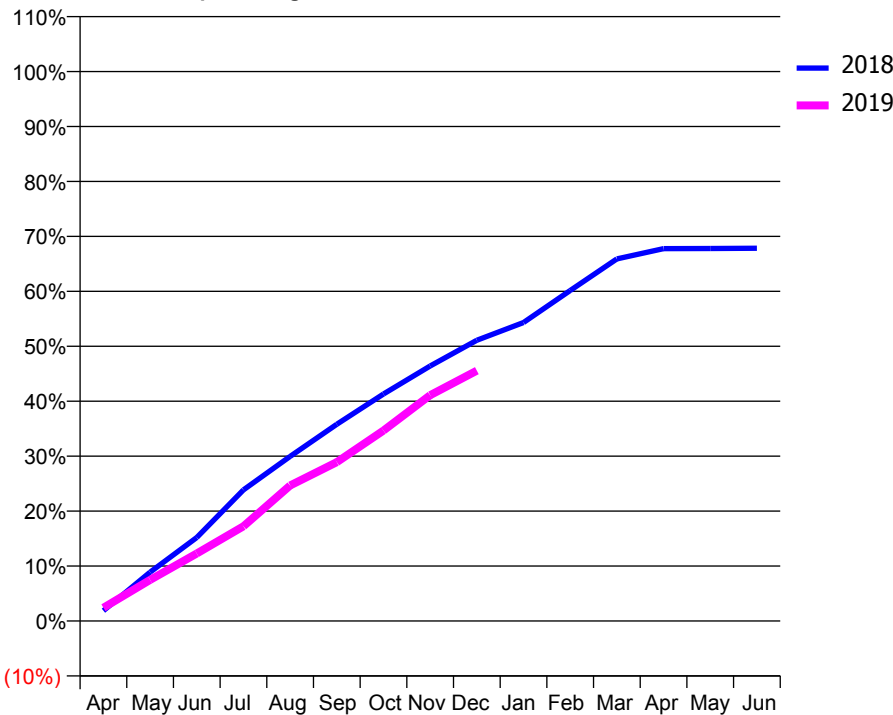
ACCESS*

Patients seen in 24 months	Total	Change since previous quarter
Quarter ending December 2017	5,060	
Quarter ending March 2018	4,765	↓
Quarter ending June 2018	4,596	↓
Quarter ending September 2018	4,450	↓
Quarter ending December 2018	4,249	↓
Variance since December 2017	(16.0%)	↓



ACTIVITY

Cumulative percentage of contracted UDA delivered 2018 & 2019



Month	Adjusted Scheduled Activity (UDA)	
	2018	2019
April	370	428
May	1,755	1,332
June	3,001	2,185
July	4,715	3,066
August	5,919	4,386
September	7,074	5,141
October	8,160	6,163
November	9,164	7,303
December	10,093	8,098
January	10,728	
February	11,879	
March	13,013	
April	13,386	
May	13,391	
June	13,397	

QUALITY

	Quantity	Base Number	Contract	AT	Region	England
% of FP17s for the same patient ID Re-attending within 3 months - Children	60	705	8.5%	11.8%	12.3%	11.8%
% of FP17s for the same patient ID Re-attending within 3 months - Adults	417	2,868	14.5%	16.6%	15.8%	15.6%
% of FP17s for the same patient ID Re-attending between 3 & 9 months - Children	319	705	45.2%	58.0%	60.1%	58.8%
% of FP17s for the same patient ID Re-attending between 3 & 9 months - Adults	1,180	2,868	41.1%	52.0%	53.3%	51.0%
% of FP17s for Band 1 Urgent Courses	375	3,444	10.9%	9.7%	9.0%	9.0%
% of FP17s Relating to Free Repair or Replacements	43	3,444	1.2%	1.1%	1.0%	0.8%
% of FP17s Relating to Continuations	24	3,444	0.7%	1.1%	1.0%	0.9%
% of Patients satisfied with the dentistry they have received	3	3	N/A	94.2%	93.8%	93.2%
% of Patients satisfied with the time they had to wait for an appointment	3	3	N/A	92.4%	89.4%	88.3%

* This is based on patients treated on this contract for their most recent course of treatment. Figures in italics indicate the base number of FP17s or Patient Questionnaire responses are less than 100. N/A is shown where the base number of responses is less than 10 during the period. % is calculated as Quantity/Base number*100

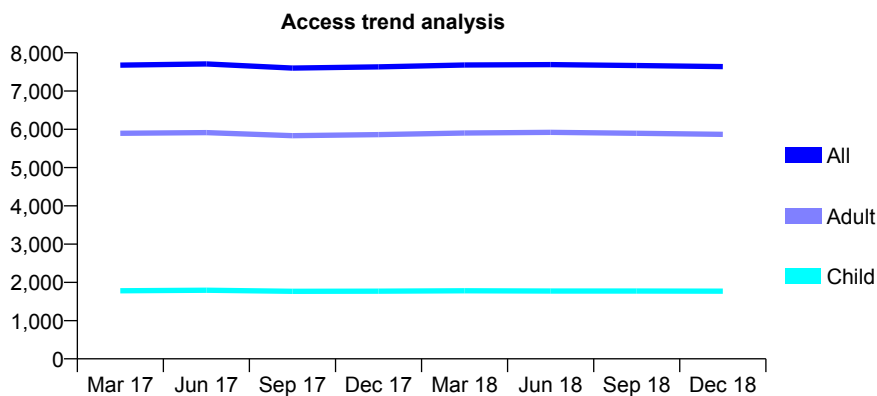
Q44 - Vital Signs At a Glance Contract Report for 171336/0001 - December 2018

Name or company name	Westborne Dental Practice
Contract type name	GDS Contract
Purpose of contract	General
Contract start date	01/04/2006
Contract end date	

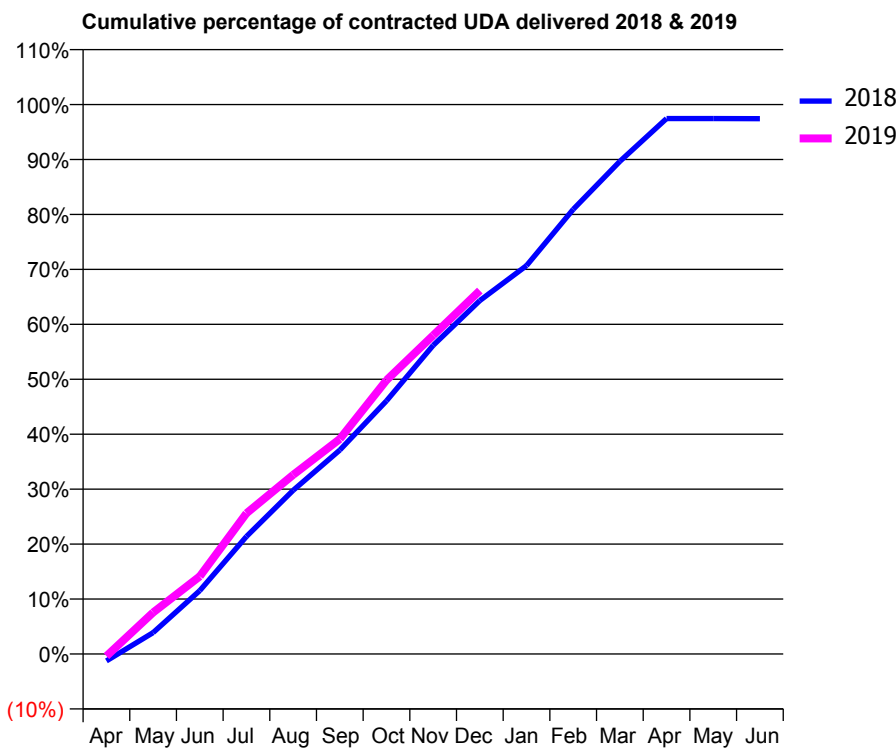
18/19 Contracted general activity (UDA)	25,485
Carry forward general activity (UDA)	656
18/19 Contracted orthodontic activity (UOA)	0
Carry forward orthodontic activity (UOA)	0
Baseline contract value	£803,365.91

ACCESS*

Patients seen in 24 months	Total	Change since previous quarter
Quarter ending December 2017	7,633	
Quarter ending March 2018	7,682	→
Quarter ending June 2018	7,691	→
Quarter ending September 2018	7,668	→
Quarter ending December 2018	7,638	→
Variance since December 2017	0.1%	→



ACTIVITY



Month	Adjusted Scheduled Activity (UDA)	
	2018	2019
April	-326	-104
May	991	1,925
June	2,942	3,604
July	5,451	6,529
August	7,592	8,306
September	9,460	9,971
October	11,742	12,701
November	14,311	14,778
December	16,391	16,856
January	18,014	
February	20,624	
March	22,847	
April	24,835	
May	24,835	
June	24,829	

QUALITY

	Quantity	Base Number	Contract	AT	Region	England
% of FP17s for the same patient ID Re-attending within 3 months - Children	249	2,424	10.3%	11.8%	12.3%	11.8%
% of FP17s for the same patient ID Re-attending within 3 months - Adults	1,580	7,137	22.1%	16.6%	15.8%	15.6%
% of FP17s for the same patient ID Re-attending between 3 & 9 months - Children	1,648	2,424	68.0%	58.0%	60.1%	58.8%
% of FP17s for the same patient ID Re-attending between 3 & 9 months - Adults	3,973	7,137	55.7%	52.0%	53.3%	51.0%
% of FP17s for Band 1 Urgent Courses	1,238	8,319	14.9%	9.7%	9.0%	9.0%
% of FP17s Relating to Free Repair or Replacements	144	8,319	1.7%	1.1%	1.0%	0.8%
% of FP17s Relating to Continuations	38	8,319	0.5%	1.1%	1.0%	0.9%
% of Patients satisfied with the dentistry they have received	7	8	N/A	94.2%	93.8%	93.2%
% of Patients satisfied with the time they had to wait for an appointment	8	8	N/A	92.4%	89.4%	88.3%

* This is based on patients treated on this contract for their most recent course of treatment. Figures in italics indicate the base number of FP17s or Patient Questionnaire responses are less than 100. N/A is shown where the base number of responses is less than 10 during the period. % is calculated as Quantity/Base number*100

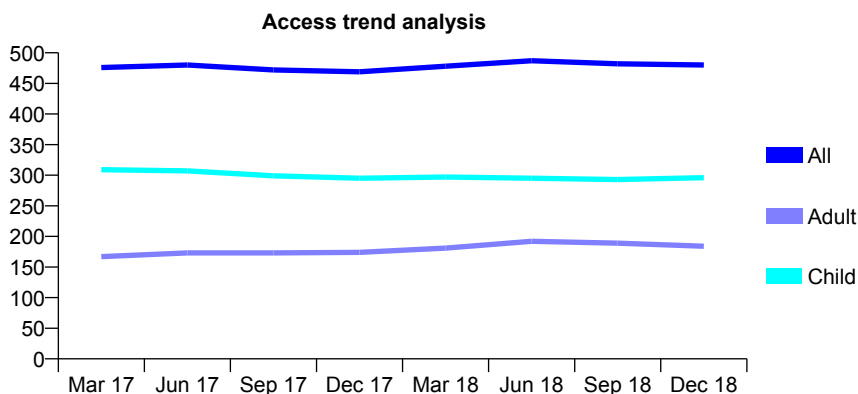
Q44 - Vital Signs At a Glance Contract Report for 173053/0001 - December 2018

Name or company name	Chester Road Dental Care Ltd
Contract type name	GDS Contract
Purpose of contract	General
Contract start date	01/07/2015
Contract end date	

18/19 Contracted general activity (UDA)	1,149
Carry forward general activity (UDA)	0
18/19 Contracted orthodontic activity (UOA)	0
Carry forward orthodontic activity (UOA)	0
Baseline contract value	£24,700.99

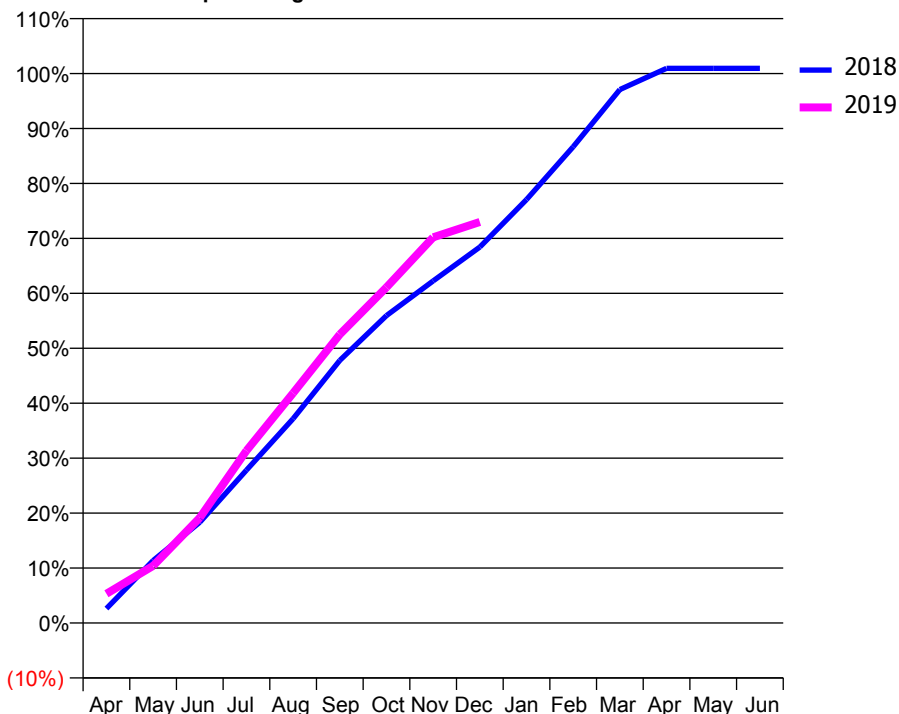
ACCESS*

Patients seen in 24 months	Total	Change since previous quarter
Quarter ending December 2017	469	
Quarter ending March 2018	478	→
Quarter ending June 2018	487	→
Quarter ending September 2018	482	↓
Quarter ending December 2018	480	→
Variance since December 2017	2.3%	↑



ACTIVITY

Cumulative percentage of contracted UDA delivered 2018 & 2019



Month	Adjusted Scheduled Activity (UDA)	
	2018	2019
April	31	61
May	133	120
June	215	220
July	326	360
August	436	481
September	560	604
October	656	702
November	730	807
December	802	839
January	903	
February	1,016	
March	1,138	
April	1,183	
May	1,183	
June	1,183	

QUALITY

	Quantity	Base Number	Contract	AT	Region	England
% of FP17s for the same patient ID Re-attending within 3 months - Children	41	383	10.7%	11.8%	12.3%	11.8%
% of FP17s for the same patient ID Re-attending within 3 months - Adults	27	179	15.1%	16.6%	15.8%	15.6%
% of FP17s for the same patient ID Re-attending between 3 & 9 months - Children	267	383	69.7%	58.0%	60.1%	58.8%
% of FP17s for the same patient ID Re-attending between 3 & 9 months - Adults	115	179	64.2%	52.0%	53.3%	51.0%
% of FP17s for Band 1 Urgent Courses	23	524	4.4%	9.7%	9.0%	9.0%
% of FP17s Relating to Free Repair or Replacements	1	524	0.2%	1.1%	1.0%	0.8%
% of FP17s Relating to Continuations	0	524	0.0%	1.1%	1.0%	0.9%
% of Patients satisfied with the dentistry they have received	4	4	N/A	94.2%	93.8%	93.2%
% of Patients satisfied with the time they had to wait for an appointment	4	4	N/A	92.4%	89.4%	88.3%

* This is based on patients treated on this contract for their most recent course of treatment. Figures in italics indicate the base number of FP17s or Patient Questionnaire responses are less than 100. N/A is shown where the base number of responses is less than 10 during the period. % is calculated as Quantity/Base number*100

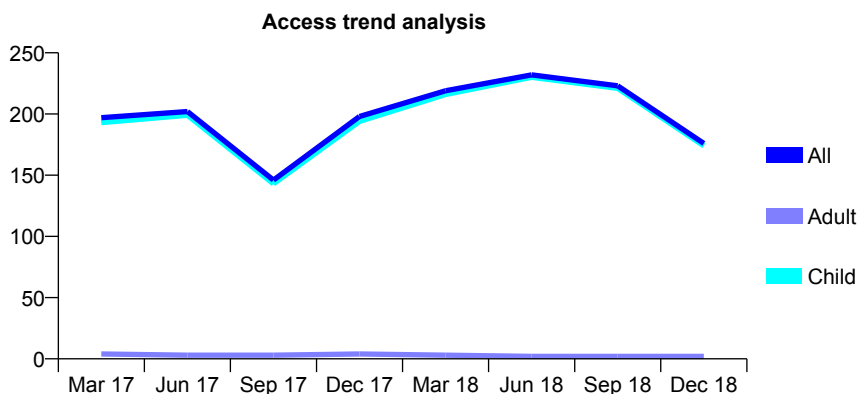
Q44 - Vital Signs At a Glance Contract Report for 174343/0002 - December 2018

Name or company name	Bridgewater Community Healthcare NHS F
Contract type name	PDS Contract
Purpose of contract	General
Contract start date	01/04/2015
Contract end date	31/03/2020

18/19 Contracted general activity (UDA)	3,000
Carry forward general activity (UDA)	0
18/19 Contracted orthodontic activity (UOA)	0
Carry forward orthodontic activity (UOA)	0
Baseline contract value	£611,839.37

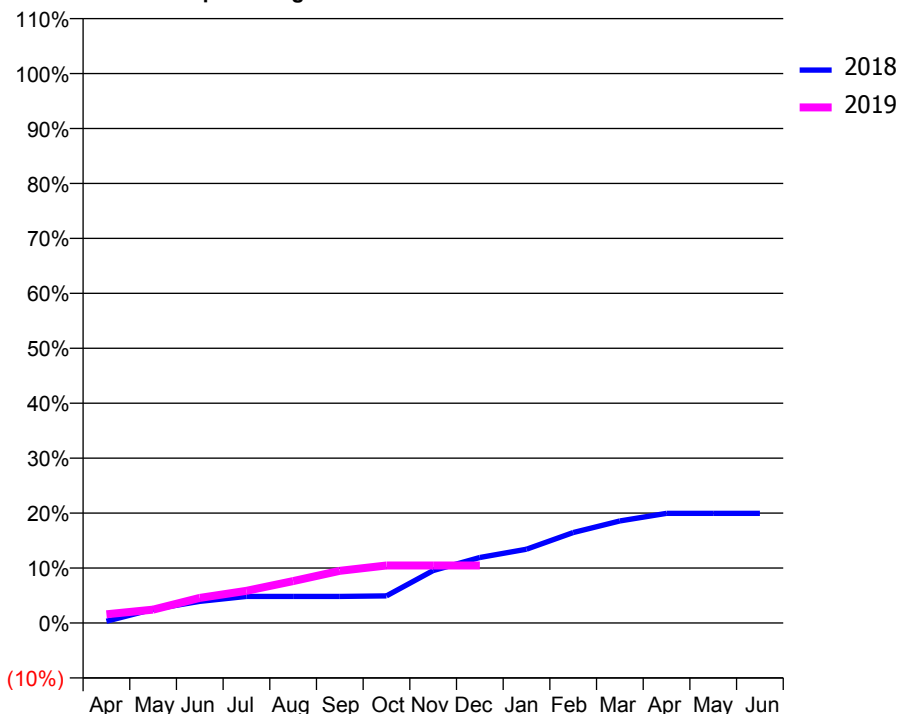
ACCESS*

Patients seen in 24 months	Total	Change since previous quarter
Quarter ending December 2017	198	
Quarter ending March 2018	219	↑
Quarter ending June 2018	232	↑
Quarter ending September 2018	223	↓
Quarter ending December 2018	176	↓
Variance since December 2017	(11.1%)	↓



ACTIVITY

Cumulative percentage of contracted UDA delivered 2018 & 2019



Month	Adjusted Scheduled Activity (UDA)	
	2018	2019
April	10	48
May	75	73
June	118	137
July	145	176
August	145	229
September	145	285
October	148	314
November	286	314
December	358	314
January	403	
February	494	
March	558	
April	599	
May	599	
June	599	

QUALITY

	Quantity	Base Number	Contract	AT	Region	England
% of FP17s for the same patient ID Re-attending within 3 months - Children	6	137	4.4%	11.8%	12.3%	11.8%
% of FP17s for the same patient ID Re-attending within 3 months - Adults	0	0	N/A	16.6%	15.8%	15.6%
% of FP17s for the same patient ID Re-attending between 3 & 9 months - Children	0	137	0.0%	58.0%	60.1%	58.8%
% of FP17s for the same patient ID Re-attending between 3 & 9 months - Adults	0	0	N/A	52.0%	53.3%	51.0%
% of FP17s for Band 1 Urgent Courses	0	120	0.0%	9.7%	9.0%	9.0%
% of FP17s Relating to Free Repair or Replacements	0	120	0.0%	1.1%	1.0%	0.8%
% of FP17s Relating to Continuations	0	120	0.0%	1.1%	1.0%	0.9%
% of Patients satisfied with the dentistry they have received	0	0	N/A	94.2%	93.8%	93.2%
% of Patients satisfied with the time they had to wait for an appointment	0	0	N/A	92.4%	89.4%	88.3%

* This is based on patients treated on this contract for their most recent course of treatment. Figures in italics indicate the base number of FP17s or Patient Questionnaire responses are less than 100. N/A is shown where the base number of responses is less than 10 during the period. % is calculated as Quantity/Base number*100

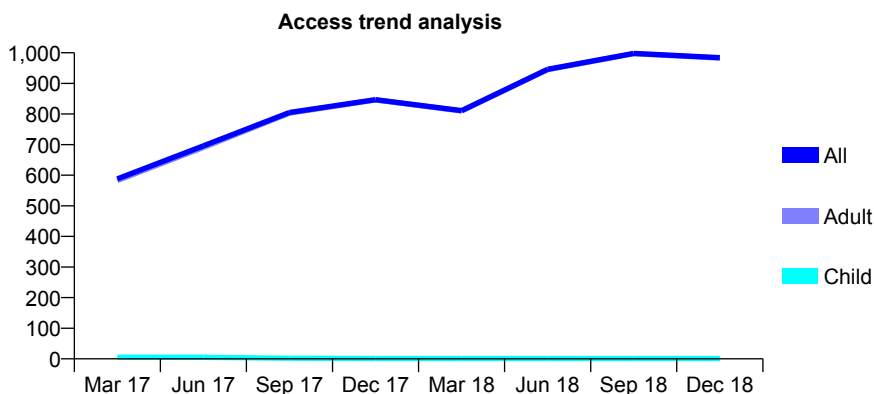
Q44 - Vital Signs At a Glance Contract Report for 174343/0012 - December 2018

Name or company name	Bridgewater Community Healthcare NHS F
Contract type name	PDS Contract
Purpose of contract	General
Contract start date	01/07/2015
Contract end date	30/06/2023

18/19 Contracted general activity (UDA)	6,600
Carry forward general activity (UDA)	0
18/19 Contracted orthodontic activity (UOA)	0
Carry forward orthodontic activity (UOA)	0
Baseline contract value	£360,263.58

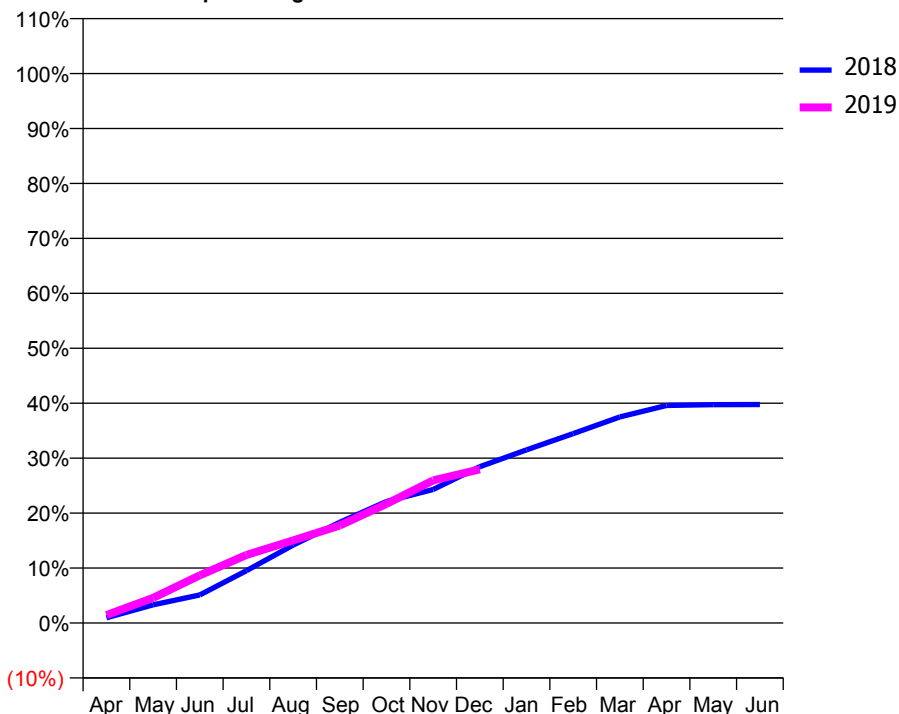
ACCESS*

Patients seen in 24 months	Total	Change since previous quarter
Quarter ending December 2017	847	
Quarter ending March 2018	811	↓
Quarter ending June 2018	946	↑
Quarter ending September 2018	998	↑
Quarter ending December 2018	984	↓
Variance since December 2017	16.2%	↑



ACTIVITY

Cumulative percentage of contracted UDA delivered 2018 & 2019



Month	Adjusted Scheduled Activity (UDA)	
	2018	2019
April	64	95
May	218	301
June	337	572
July	629	817
August	936	993
September	1,210	1,172
October	1,460	1,431
November	1,604	1,713
December	1,878	1,846
January	2,080	
February	2,276	
March	2,475	
April	2,613	
May	2,623	
June	2,624	

QUALITY

	Quantity	Base Number	Contract	AT	Region	England
% of FP17s for the same patient ID Re-attending within 3 months - Children	0	2	0.0%	11.8%	12.3%	11.8%
% of FP17s for the same patient ID Re-attending within 3 months - Adults	25	816	3.1%	16.6%	15.8%	15.6%
% of FP17s for the same patient ID Re-attending between 3 & 9 months - Children	0	2	0.0%	58.0%	60.1%	58.8%
% of FP17s for the same patient ID Re-attending between 3 & 9 months - Adults	3	816	0.4%	52.0%	53.3%	51.0%
% of FP17s for Band 1 Urgent Courses	3	747	0.4%	9.7%	9.0%	9.0%
% of FP17s Relating to Free Repair or Replacements	0	747	0.0%	1.1%	1.0%	0.8%
% of FP17s Relating to Continuations	19	747	2.5%	1.1%	1.0%	0.9%
% of Patients satisfied with the dentistry they have received	0	0	N/A	94.2%	93.8%	93.2%
% of Patients satisfied with the time they had to wait for an appointment	0	0	N/A	92.4%	89.4%	88.3%

* This is based on patients treated on this contract for their most recent course of treatment. Figures in italics indicate the base number of FP17s or Patient Questionnaire responses are less than 100. N/A is shown where the base number of responses is less than 10 during the period. % is calculated as Quantity/Base number*100

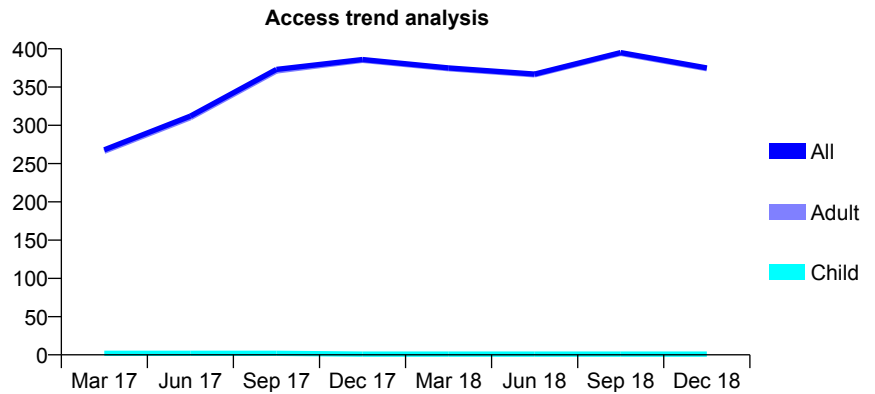
Q44 - Vital Signs At a Glance Contract Report for 174343/0013 - December 2018

Name or company name	Bridgewater Community Healthcare NHS F
Contract type name	PDS Contract
Purpose of contract	General
Contract start date	01/07/2015
Contract end date	30/06/2023

18/19 Contracted general activity (UDA)	2,851
Carry forward general activity (UDA)	0
18/19 Contracted orthodontic activity (UOA)	0
Carry forward orthodontic activity (UOA)	0
Baseline contract value	£155,270.22

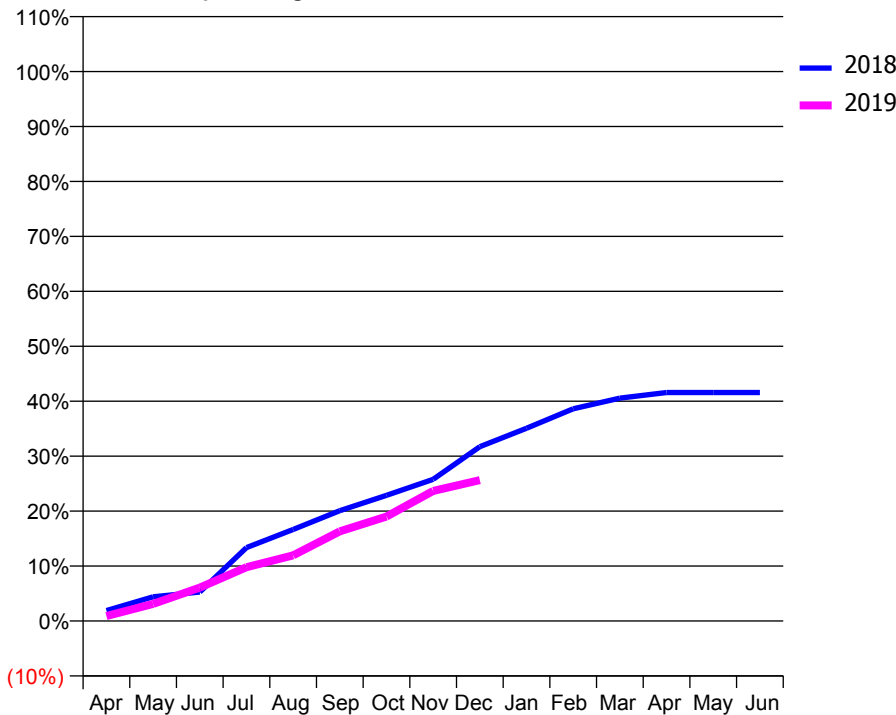
ACCESS*

Patients seen in 24 months	Total	Change since previous quarter
Quarter ending December 2017	386	
Quarter ending March 2018	375	↓
Quarter ending June 2018	367	↓
Quarter ending September 2018	395	↑
Quarter ending December 2018	375	↓
Variance since December 2017	(2.8%)	↓



ACTIVITY

Cumulative percentage of contracted UDA delivered 2018 & 2019



Month	2018	2019
April	54	26
May	125	89
June	150	173
July	381	279
August	475	341
September	573	465
October	652	542
November	735	675
December	905	731
January	1,000	
February	1,101	
March	1,156	
April	1,185	
May	1,185	
June	1,185	

QUALITY

	Quantity	Base Number	Contract	AT	Region	England
% of FP17s for the same patient ID Re-attending within 3 months - Children	0	1	0.0%	11.8%	12.3%	11.8%
% of FP17s for the same patient ID Re-attending within 3 months - Adults	2	292	0.7%	16.6%	15.8%	15.6%
% of FP17s for the same patient ID Re-attending between 3 & 9 months - Children	0	1	0.0%	58.0%	60.1%	58.8%
% of FP17s for the same patient ID Re-attending between 3 & 9 months - Adults	0	292	0.0%	52.0%	53.3%	51.0%
% of FP17s for Band 1 Urgent Courses	0	280	0.0%	9.7%	9.0%	9.0%
% of FP17s Relating to Free Repair or Replacements	0	280	0.0%	1.1%	1.0%	0.8%
% of FP17s Relating to Continuations	0	280	0.0%	1.1%	1.0%	0.9%
% of Patients satisfied with the dentistry they have received	0	0	N/A	94.2%	93.8%	93.2%
% of Patients satisfied with the time they had to wait for an appointment	0	0	N/A	92.4%	89.4%	88.3%

* This is based on patients treated on this contract for their most recent course of treatment. Figures in italics indicate the base number of FP17s or Patient Questionnaire responses are less than 100. N/A is shown where the base number of responses is less than 10 during the period. % is calculated as Quantity/Base number*100

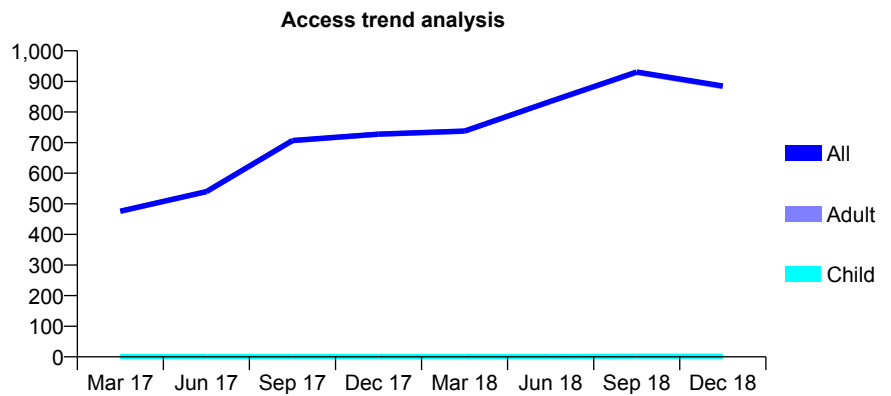
Q44 - Vital Signs At a Glance Contract Report for 174343/0014 - December 2018

Name or company name	Bridgewater Community Healthcare NHS F
Contract type name	PDS Contract
Purpose of contract	General
Contract start date	01/07/2015
Contract end date	30/06/2023

18/19 Contracted general activity (UDA)	3,451
Carry forward general activity (UDA)	0
18/19 Contracted orthodontic activity (UOA)	0
Carry forward orthodontic activity (UOA)	0
Baseline contract value	£188,856.25

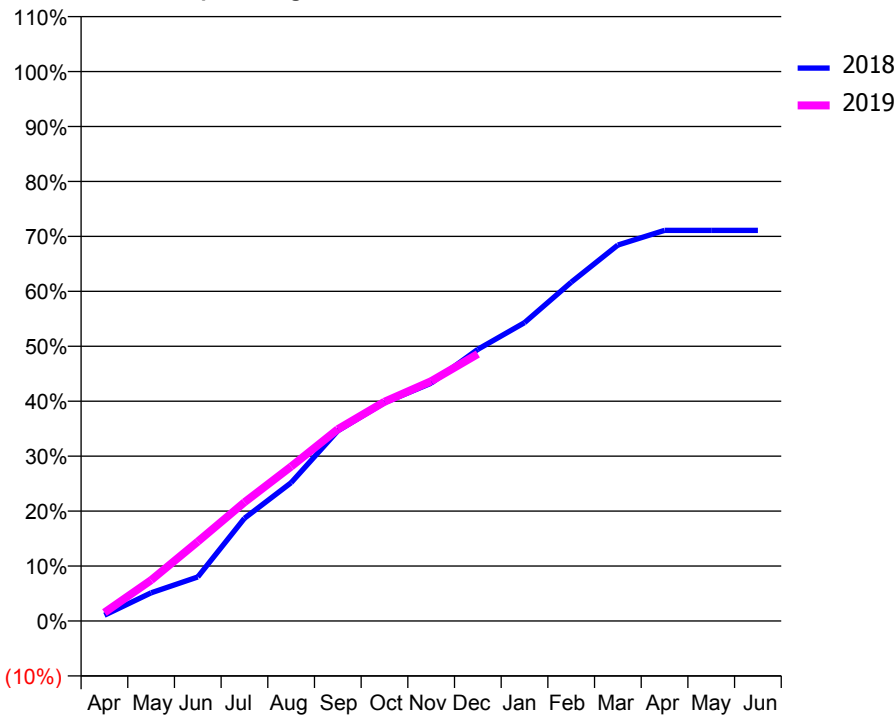
ACCESS*

Patients seen in 24 months	Total	Change since previous quarter
Quarter ending December 2017	728	
Quarter ending March 2018	738	→
Quarter ending June 2018	835	↑
Quarter ending September 2018	931	↑
Quarter ending December 2018	885	↓
Variance since December 2017	21.6%	↑



ACTIVITY

Cumulative percentage of contracted UDA delivered 2018 & 2019



Month	Adjusted Scheduled Activity (UDA)	
	2018	2019
April	36	53
May	177	257
June	277	499
July	645	746
August	868	970
September	1,194	1,205
October	1,371	1,377
November	1,493	1,506
December	1,706	1,677
January	1,873	
February	2,127	
March	2,360	
April	2,452	
May	2,452	
June	2,452	

QUALITY

	Quantity	Base Number	Contract	AT	Region	England
% of FP17s for the same patient ID Re-attending within 3 months - Children	0	7	0.0%	11.8%	12.3%	11.8%
% of FP17s for the same patient ID Re-attending within 3 months - Adults	4	722	0.6%	16.6%	15.8%	15.6%
% of FP17s for the same patient ID Re-attending between 3 & 9 months - Children	0	7	0.0%	58.0%	60.1%	58.8%
% of FP17s for the same patient ID Re-attending between 3 & 9 months - Adults	1	722	0.1%	52.0%	53.3%	51.0%
% of FP17s for Band 1 Urgent Courses	1	689	0.1%	9.7%	9.0%	9.0%
% of FP17s Relating to Free Repair or Replacements	0	689	0.0%	1.1%	1.0%	0.8%
% of FP17s Relating to Continuations	1	689	0.1%	1.1%	1.0%	0.9%
% of Patients satisfied with the dentistry they have received	1	1	N/A	94.2%	93.8%	93.2%
% of Patients satisfied with the time they had to wait for an appointment	1	1	N/A	92.4%	89.4%	88.3%

* This is based on patients treated on this contract for their most recent course of treatment. Figures in italics indicate the base number of FP17s or Patient Questionnaire responses are less than 100. N/A is shown where the base number of responses is less than 10 during the period. % is calculated as Quantity/Base number*100

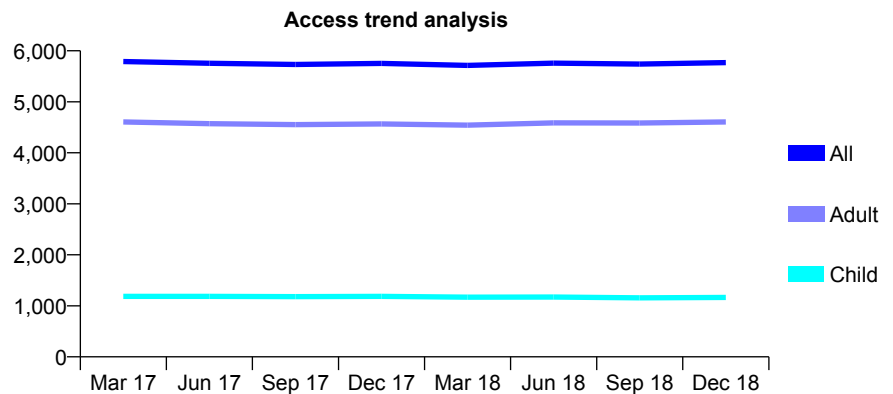
Q44 - Vital Signs At a Glance Contract Report for 175889/0001 - December 2018

Name or company name	Holmlands Dental Practice
Contract type name	GDS Contract
Purpose of contract	General
Contract start date	01/04/2006
Contract end date	

18/19 Contracted general activity (UDA)	17,000
Carry forward general activity (UDA)	0
18/19 Contracted orthodontic activity (UOA)	0
Carry forward orthodontic activity (UOA)	0
Baseline contract value	£515,093.99

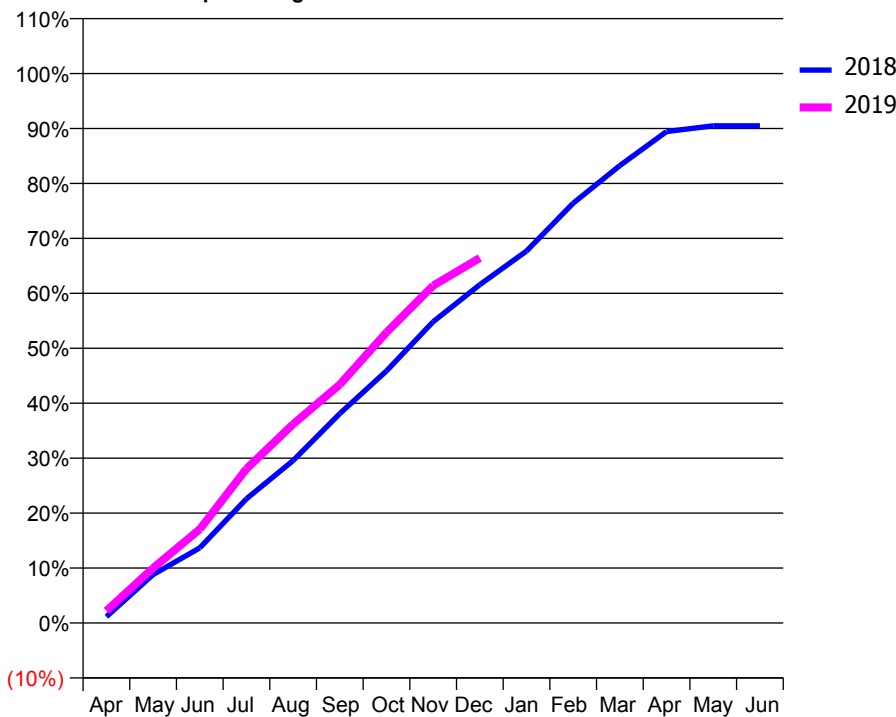
ACCESS*

Patients seen in 24 months	Total	Change since previous quarter
Quarter ending December 2017	5,752	
Quarter ending March 2018	5,713	→
Quarter ending June 2018	5,759	→
Quarter ending September 2018	5,740	→
Quarter ending December 2018	5,769	→
Variance since December 2017	0.3%	→



ACTIVITY

Cumulative percentage of contracted UDA delivered 2018 & 2019



Month	Adjusted Scheduled Activity (UDA)	
	2018	2019
April	210	377
May	1,603	1,703
June	2,487	2,903
July	4,116	4,773
August	5,381	6,153
September	6,936	7,377
October	8,351	8,992
November	9,979	10,439
December	11,209	11,295
January	12,322	
February	13,905	
March	15,153	
April	16,279	
May	16,466	
June	16,466	

QUALITY

	Quantity	Base Number	Contract	AT	Region	England
% of FP17s for the same patient ID Re-attending within 3 months - Children	92	1,288	7.1%	11.8%	12.3%	11.8%
% of FP17s for the same patient ID Re-attending within 3 months - Adults	605	4,247	14.2%	16.6%	15.8%	15.6%
% of FP17s for the same patient ID Re-attending between 3 & 9 months - Children	656	1,288	50.9%	58.0%	60.1%	58.8%
% of FP17s for the same patient ID Re-attending between 3 & 9 months - Adults	1,619	4,247	38.1%	52.0%	53.3%	51.0%
% of FP17s for Band 1 Urgent Courses	740	5,083	14.6%	9.7%	9.0%	9.0%
% of FP17s Relating to Free Repair or Replacements	24	5,083	0.5%	1.1%	1.0%	0.8%
% of FP17s Relating to Continuations	109	5,083	2.1%	1.1%	1.0%	0.9%
% of Patients satisfied with the dentistry they have received	6	7	N/A	94.2%	93.8%	93.2%
% of Patients satisfied with the time they had to wait for an appointment	6	7	N/A	92.4%	89.4%	88.3%

* This is based on patients treated on this contract for their most recent course of treatment. Figures in italics indicate the base number of FP17s or Patient Questionnaire responses are less than 100. N/A is shown where the base number of responses is less than 10 during the period. % is calculated as Quantity/Base number*100

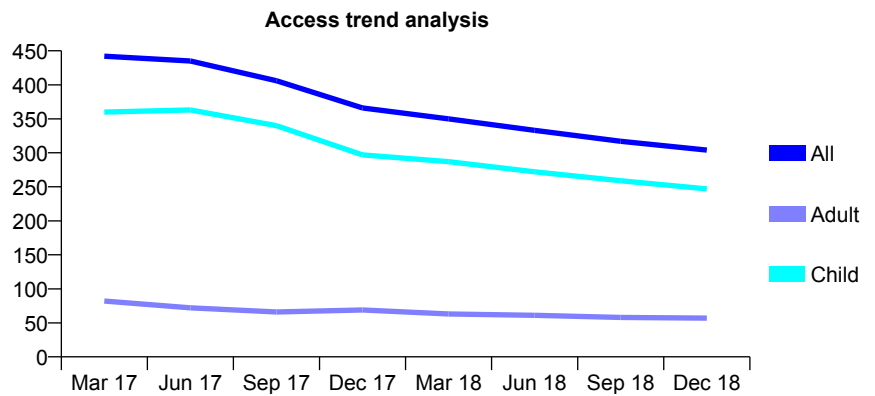
Q44 - Vital Signs At a Glance Contract Report for 176699/0001 - December 2018

Name or company name	Brunner Court Dental Practice
Contract type name	GDS Contract
Purpose of contract	General
Contract start date	01/11/2014
Contract end date	

18/19 Contracted general activity (UDA)	1,606
Carry forward general activity (UDA)	0
18/19 Contracted orthodontic activity (UOA)	0
Carry forward orthodontic activity (UOA)	0
Baseline contract value	£40,323.59

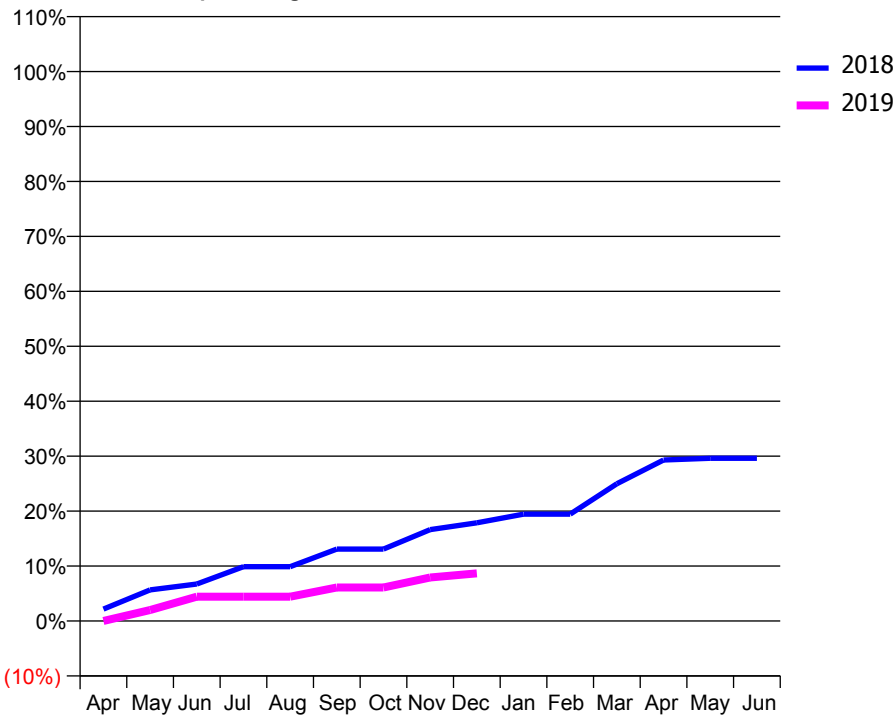
ACCESS*

Patients seen in 24 months	Total	Change since previous quarter
Quarter ending December 2017	366	
Quarter ending March 2018	350	↓
Quarter ending June 2018	333	↓
Quarter ending September 2018	317	↓
Quarter ending December 2018	304	↓
Variance since December 2017	(16.9%)	↓



ACTIVITY

Cumulative percentage of contracted UDA delivered 2018 & 2019



Month	Adjusted Scheduled Activity (UDA)	
	2018	2019
April	35	0
May	91	32
June	108	71
July	159	71
August	159	71
September	210	98
October	210	98
November	267	127
December	287	139
January	312	
February	312	
March	401	
April	471	
May	476	
June	476	

QUALITY

	Quantity	Base Number	Contract	AT	Region	England
% of FP17s for the same patient ID Re-attending within 3 months - Children	17	238	7.1%	11.8%	12.3%	11.8%
% of FP17s for the same patient ID Re-attending within 3 months - Adults	9	33	27.3%	16.6%	15.8%	15.6%
% of FP17s for the same patient ID Re-attending between 3 & 9 months - Children	139	238	58.4%	58.0%	60.1%	58.8%
% of FP17s for the same patient ID Re-attending between 3 & 9 months - Adults	17	33	51.5%	52.0%	53.3%	51.0%
% of FP17s for Band 1 Urgent Courses	1	150	0.7%	9.7%	9.0%	9.0%
% of FP17s Relating to Free Repair or Replacements	0	150	0.0%	1.1%	1.0%	0.8%
% of FP17s Relating to Continuations	2	150	1.3%	1.1%	1.0%	0.9%
% of Patients satisfied with the dentistry they have received	0	0	N/A	94.2%	93.8%	93.2%
% of Patients satisfied with the time they had to wait for an appointment	0	0	N/A	92.4%	89.4%	88.3%

* This is based on patients treated on this contract for their most recent course of treatment. Figures in italics indicate the base number of FP17s or Patient Questionnaire responses are less than 100. N/A is shown where the base number of responses is less than 10 during the period. % is calculated as Quantity/Base number*100

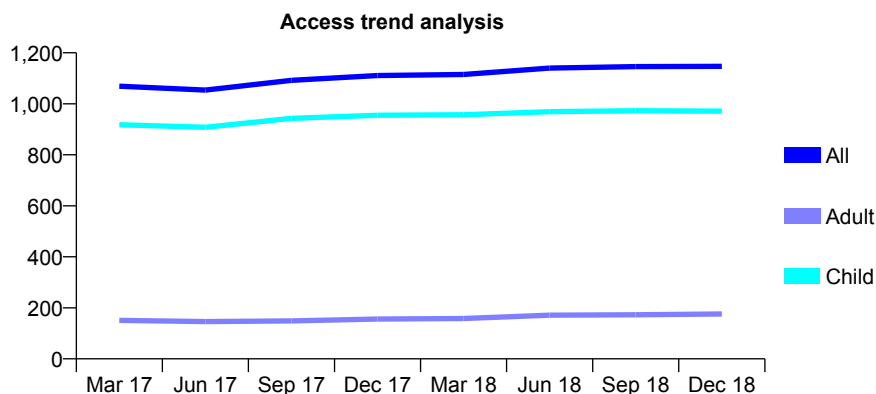
Q44 - Vital Signs At a Glance Contract Report for 177482/0001 - December 2018

Name or company name	Moody Terrace Dental Practice Ltd
Contract type name	GDS Contract
Purpose of contract	General
Contract start date	01/01/2008
Contract end date	

18/19 Contracted general activity (UDA)	4,000
Carry forward general activity (UDA)	0
18/19 Contracted orthodontic activity (UOA)	0
Carry forward orthodontic activity (UOA)	0
Baseline contract value	£85,874.09

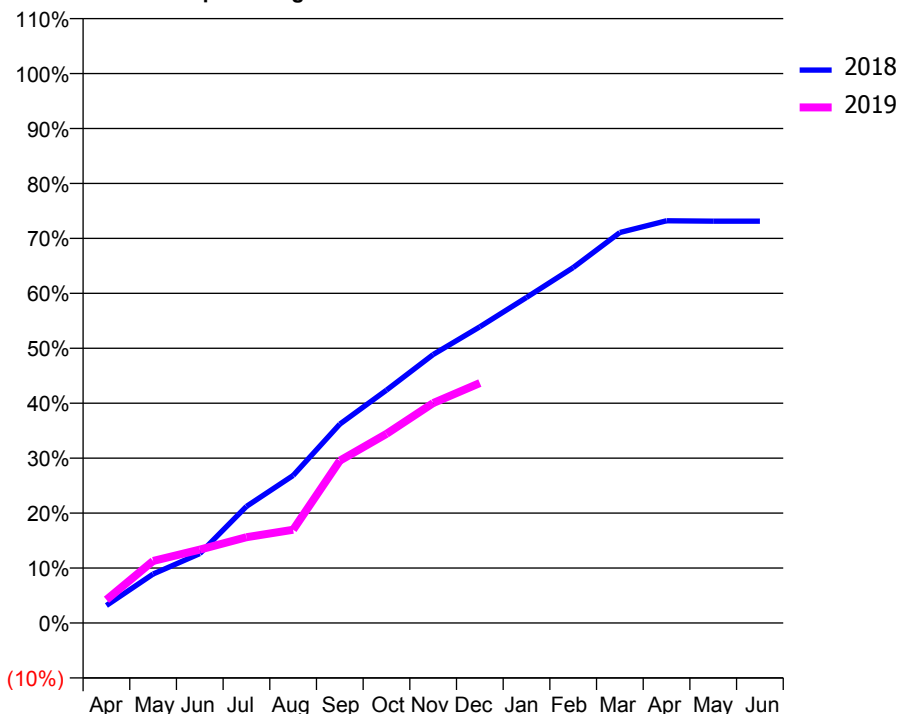
ACCESS*

Patients seen in 24 months	Total	Change since previous quarter
Quarter ending December 2017	1,111	
Quarter ending March 2018	1,115	→
Quarter ending June 2018	1,140	↑
Quarter ending September 2018	1,146	→
Quarter ending December 2018	1,147	→
Variance since December 2017	3.2%	↑



ACTIVITY

Cumulative percentage of contracted UDA delivered 2018 & 2019



Month	Adjusted Scheduled Activity (UDA)	
	2018	2019
April	127	169
May	357	452
June	505	534
July	849	625
August	1,074	679
September	1,448	1,182
October	1,695	1,377
November	1,955	1,601
December	2,156	1,747
January	2,370	
February	2,588	
March	2,843	
April	2,928	
May	2,925	
June	2,925	

QUALITY

	Quantity	Base Number	Contract	AT	Region	England
% of FP17s for the same patient ID Re-attending within 3 months - Children	108	1,295	8.3%	11.8%	12.3%	11.8%
% of FP17s for the same patient ID Re-attending within 3 months - Adults	6	70	8.6%	16.6%	15.8%	15.6%
% of FP17s for the same patient ID Re-attending between 3 & 9 months - Children	913	1,295	70.5%	58.0%	60.1%	58.8%
% of FP17s for the same patient ID Re-attending between 3 & 9 months - Adults	52	70	74.3%	52.0%	53.3%	51.0%
% of FP17s for Band 1 Urgent Courses	40	1,305	3.1%	9.7%	9.0%	9.0%
% of FP17s Relating to Free Repair or Replacements	0	1,305	0.0%	1.1%	1.0%	0.8%
% of FP17s Relating to Continuations	0	1,305	0.0%	1.1%	1.0%	0.9%
% of Patients satisfied with the dentistry they have received	2	2	N/A	94.2%	93.8%	93.2%
% of Patients satisfied with the time they had to wait for an appointment	2	2	N/A	92.4%	89.4%	88.3%

* This is based on patients treated on this contract for their most recent course of treatment. Figures in italics indicate the base number of FP17s or Patient Questionnaire responses are less than 100. N/A is shown where the base number of responses is less than 10 during the period. % is calculated as Quantity/Base number*100

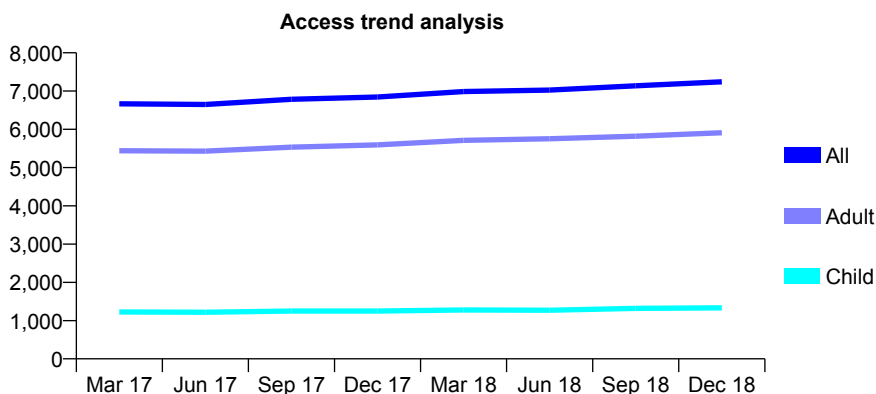
Q44 - Vital Signs At a Glance Contract Report for 181331/0001 - December 2018

Name or company name	Prenton Dental Practice
Contract type name	GDS Contract
Purpose of contract	General
Contract start date	01/04/2006
Contract end date	

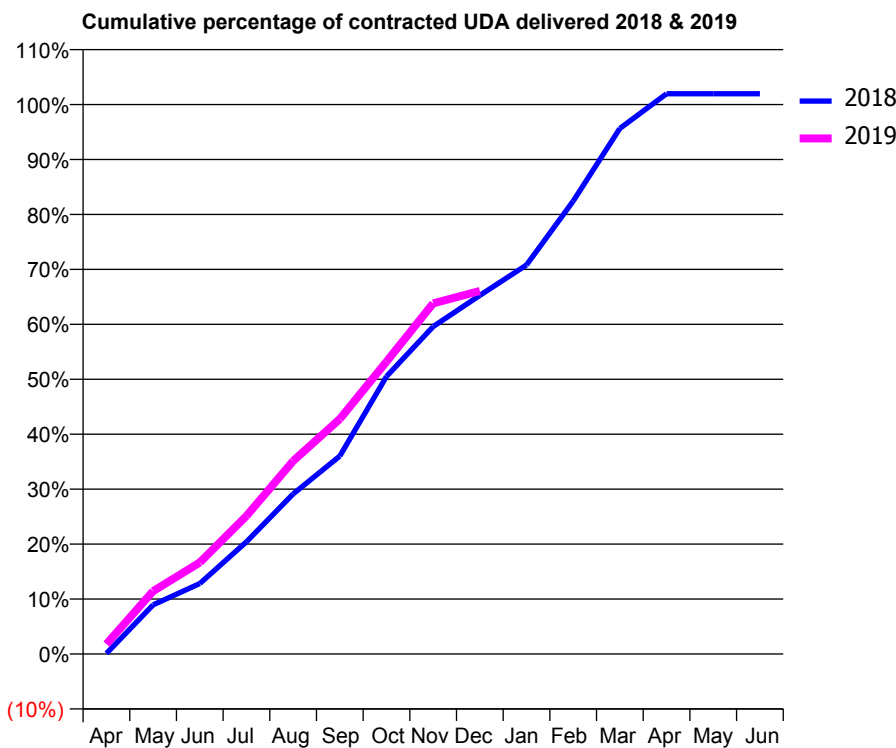
18/19 Contracted general activity (UDA)	21,341
Carry forward general activity (UDA)	173
18/19 Contracted orthodontic activity (UOA)	0
Carry forward orthodontic activity (UOA)	0
Baseline contract value	£636,319.18

ACCESS*

Patients seen in 24 months	Total	Change since previous quarter
Quarter ending December 2017	6,843	
Quarter ending March 2018	6,987	↑
Quarter ending June 2018	7,025	→
Quarter ending September 2018	7,136	→
Quarter ending December 2018	7,243	→
Variance since December 2017	5.8%	↑



ACTIVITY



Month	Adjusted Scheduled Activity (UDA)	
	2018	2019
April	25	383
May	1,907	2,440
June	2,739	3,554
July	4,360	5,361
August	6,219	7,495
September	7,688	9,126
October	10,778	11,353
November	12,717	13,618
December	13,928	14,100
January	15,108	
February	17,591	
March	20,411	
April	21,758	
May	21,761	
June	21,757	

QUALITY

	Quantity	Base Number	Contract	AT	Region	England
% of FP17s for the same patient ID Re-attending within 3 months - Children	189	1,386	13.6%	11.8%	12.3%	11.8%
% of FP17s for the same patient ID Re-attending within 3 months - Adults	1,455	6,220	23.4%	16.6%	15.8%	15.6%
% of FP17s for the same patient ID Re-attending between 3 & 9 months - Children	724	1,386	52.2%	58.0%	60.1%	58.8%
% of FP17s for the same patient ID Re-attending between 3 & 9 months - Adults	2,661	6,220	42.8%	52.0%	53.3%	51.0%
% of FP17s for Band 1 Urgent Courses	1,120	6,549	17.1%	9.7%	9.0%	9.0%
% of FP17s Relating to Free Repair or Replacements	100	6,549	1.5%	1.1%	1.0%	0.8%
% of FP17s Relating to Continuations	61	6,549	0.9%	1.1%	1.0%	0.9%
% of Patients satisfied with the dentistry they have received	7	7	N/A	94.2%	93.8%	93.2%
% of Patients satisfied with the time they had to wait for an appointment	7	7	N/A	92.4%	89.4%	88.3%

* This is based on patients treated on this contract for their most recent course of treatment. Figures in italics indicate the base number of FP17s or Patient Questionnaire responses are less than 100. N/A is shown where the base number of responses is less than 10 during the period. % is calculated as Quantity/Base number*100

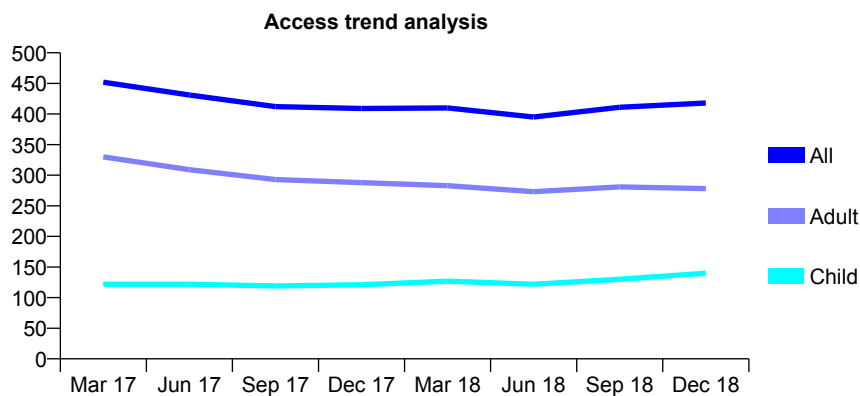
Q44 - Vital Signs At a Glance Contract Report for 185248/0001 - December 2018

Name or company name	Cheshire Centre of Dental Excellence
Contract type name	GDS Contract
Purpose of contract	General
Contract start date	01/06/2010
Contract end date	

18/19 Contracted general activity (UDA)	1,380
Carry forward general activity (UDA)	40
18/19 Contracted orthodontic activity (UOA)	0
Carry forward orthodontic activity (UOA)	0
Baseline contract value	£37,641.33

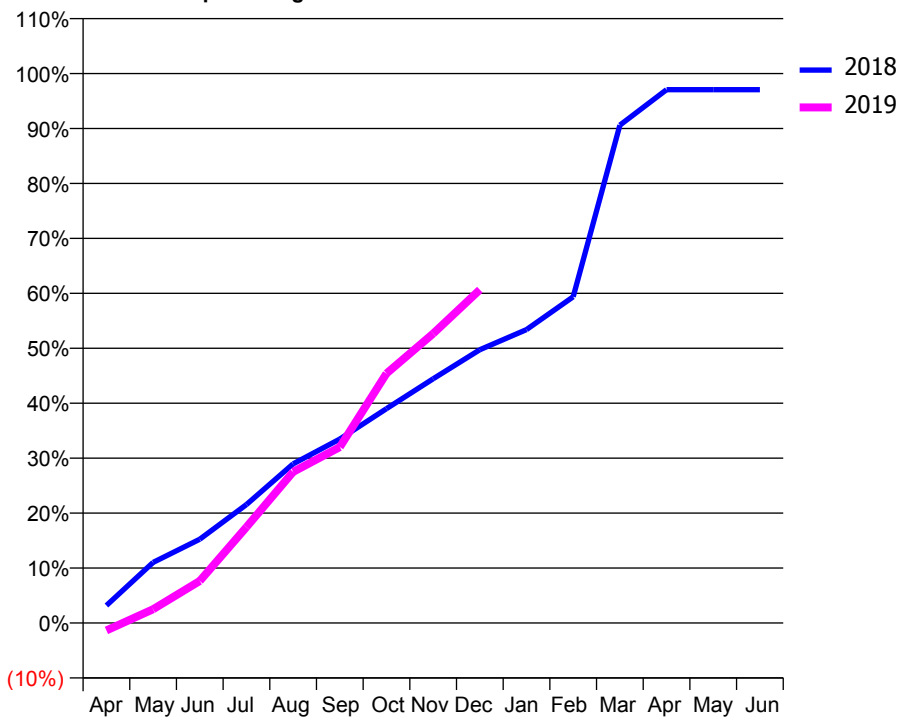
ACCESS*

Patients seen in 24 months	Total	Change since previous quarter
Quarter ending December 2017	409	
Quarter ending March 2018	410	→
Quarter ending June 2018	395	↓
Quarter ending September 2018	411	↑
Quarter ending December 2018	418	→
Variance since December 2017	2.2%	↑



ACTIVITY

Cumulative percentage of contracted UDA delivered 2018 & 2019



Month	Adjusted Scheduled Activity (UDA)	
	2018	2019
April	44	-19
May	152	35
June	210	106
July	297	241
August	400	380
September	462	442
October	538	627
November	613	727
December	686	837
January	737	
February	819	
March	1,250	
April	1,339	
May	1,339	
June	1,339	

QUALITY

	Quantity	Base Number	Contract	AT	Region	England
% of FP17s for the same patient ID Re-attending within 3 months - Children	6	168	3.6%	11.8%	12.3%	11.8%
% of FP17s for the same patient ID Re-attending within 3 months - Adults	35	275	12.7%	16.6%	15.8%	15.6%
% of FP17s for the same patient ID Re-attending between 3 & 9 months - Children	96	168	57.1%	58.0%	60.1%	58.8%
% of FP17s for the same patient ID Re-attending between 3 & 9 months - Adults	155	275	56.4%	52.0%	53.3%	51.0%
% of FP17s for Band 1 Urgent Courses	21	425	4.9%	9.7%	9.0%	9.0%
% of FP17s Relating to Free Repair or Replacements	2	425	0.5%	1.1%	1.0%	0.8%
% of FP17s Relating to Continuations	18	425	4.2%	1.1%	1.0%	0.9%
% of Patients satisfied with the dentistry they have received	2	2	N/A	94.2%	93.8%	93.2%
% of Patients satisfied with the time they had to wait for an appointment	2	2	N/A	92.4%	89.4%	88.3%

* This is based on patients treated on this contract for their most recent course of treatment. Figures in italics indicate the base number of FP17s or Patient Questionnaire responses are less than 100. N/A is shown where the base number of responses is less than 10 during the period. % is calculated as Quantity/Base number*100

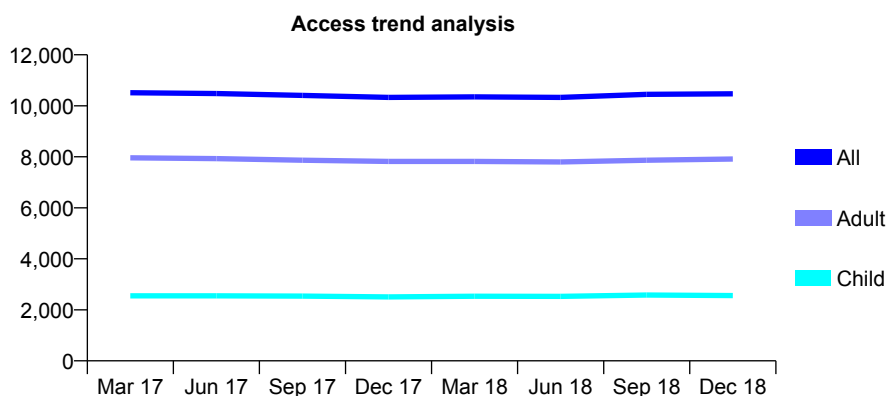
Q44 - Vital Signs At a Glance Contract Report for 185620/0001 - December 2018

Name or company name	Xeon Smiles UK Ltd
Contract type name	PDS Contract
Purpose of contract	General
Contract start date	01/04/2009
Contract end date	31/03/2020

18/19 Contracted general activity (UDA)	32,798
Carry forward general activity (UDA)	0
18/19 Contracted orthodontic activity (UOA)	0
Carry forward orthodontic activity (UOA)	0
Baseline contract value	£851,993.42

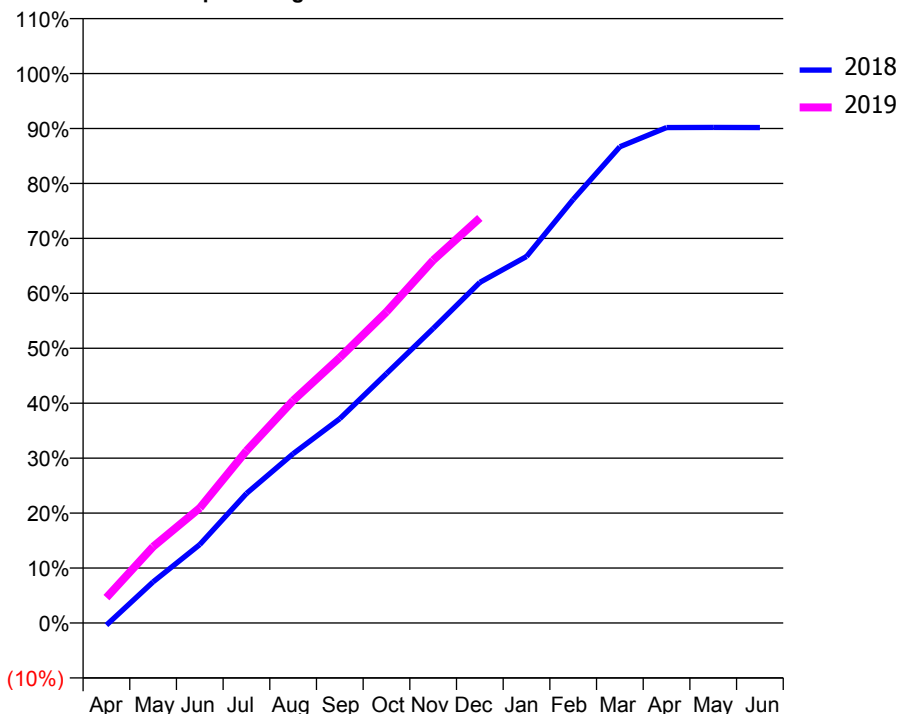
ACCESS*

Patients seen in 24 months	Total	Change since previous quarter
Quarter ending December 2017	10,330	
Quarter ending March 2018	10,348	→
Quarter ending June 2018	10,330	→
Quarter ending September 2018	10,450	→
Quarter ending December 2018	10,472	→
Variance since December 2017	1.4%	→



ACTIVITY

Cumulative percentage of contracted UDA delivered 2018 & 2019



Month	Adjusted Scheduled Activity (UDA)	
	2018	2019
April	-131	1,516
May	2,453	4,560
June	4,681	6,863
July	7,731	10,282
August	10,108	13,279
September	12,200	15,841
October	14,884	18,569
November	17,579	21,655
December	20,328	24,174
January	21,875	
February	25,279	
March	28,422	
April	29,575	
May	29,584	
June	29,573	

QUALITY

	Quantity	Base Number	Contract	AT	Region	England
% of FP17s for the same patient ID Re-attending within 3 months - Children	343	3,271	10.5%	11.8%	12.3%	11.8%
% of FP17s for the same patient ID Re-attending within 3 months - Adults	1,408	8,778	16.0%	16.6%	15.8%	15.6%
% of FP17s for the same patient ID Re-attending between 3 & 9 months - Children	2,097	3,271	64.1%	58.0%	60.1%	58.8%
% of FP17s for the same patient ID Re-attending between 3 & 9 months - Adults	4,844	8,778	55.2%	52.0%	53.3%	51.0%
% of FP17s for Band 1 Urgent Courses	860	11,497	7.5%	9.7%	9.0%	9.0%
% of FP17s Relating to Free Repair or Replacements	122	11,497	1.1%	1.1%	1.0%	0.8%
% of FP17s Relating to Continuations	93	11,497	0.8%	1.1%	1.0%	0.9%
% of Patients satisfied with the dentistry they have received	6	7	N/A	94.2%	93.8%	93.2%
% of Patients satisfied with the time they had to wait for an appointment	6	7	N/A	92.4%	89.4%	88.3%

* This is based on patients treated on this contract for their most recent course of treatment. Figures in italics indicate the base number of FP17s or Patient Questionnaire responses are less than 100. N/A is shown where the base number of responses is less than 10 during the period. % is calculated as Quantity/Base number*100

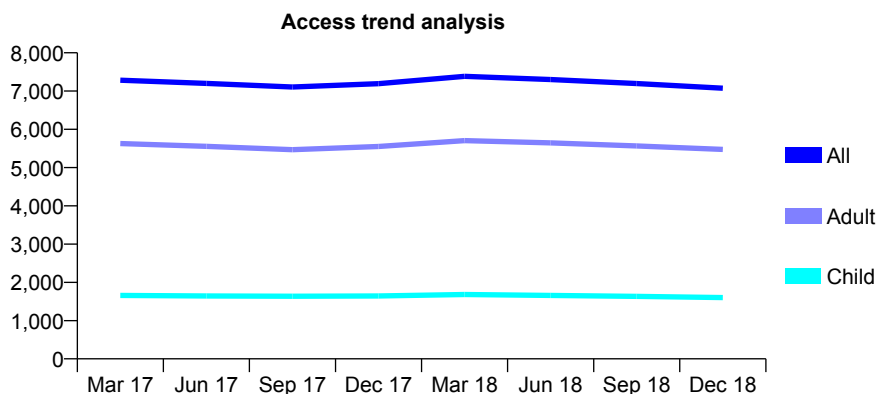
Q44 - Vital Signs At a Glance Contract Report for 192546/0001 - December 2018

Name or company name	Birchwood Dental Practice
Contract type name	GDS Contract
Purpose of contract	General
Contract start date	01/07/2014
Contract end date	

18/19 Contracted general activity (UDA)	19,914
Carry forward general activity (UDA)	275
18/19 Contracted orthodontic activity (UOA)	0
Carry forward orthodontic activity (UOA)	0
Baseline contract value	£613,587.92

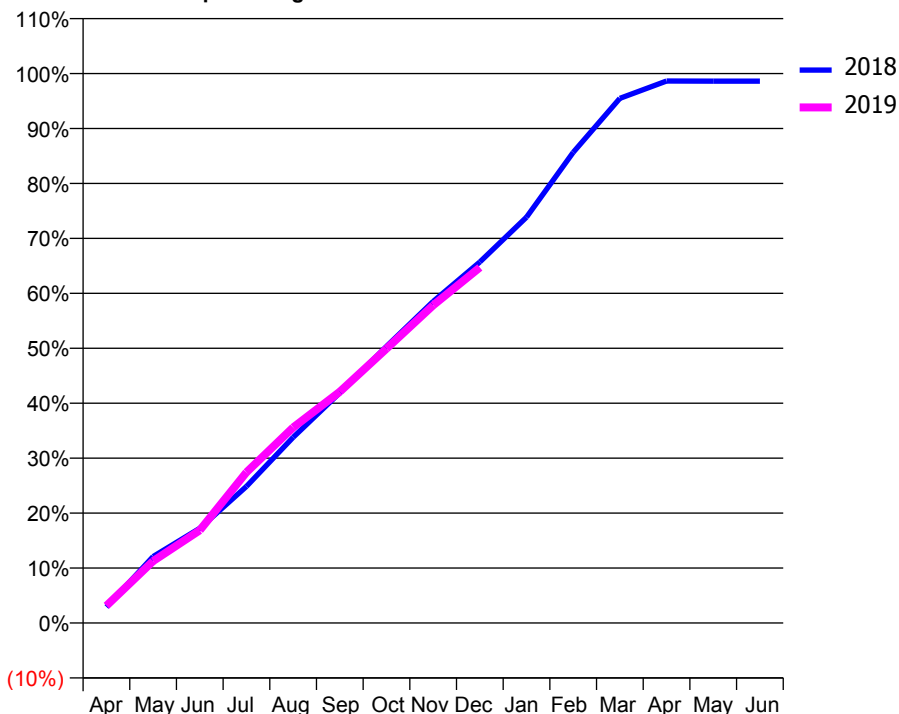
ACCESS*

Patients seen in 24 months	Total	Change since previous quarter
Quarter ending December 2017	7,193	
Quarter ending March 2018	7,384	↑
Quarter ending June 2018	7,302	↓
Quarter ending September 2018	7,197	↓
Quarter ending December 2018	7,075	↓
Variance since December 2017	(1.6%)	↓



ACTIVITY

Cumulative percentage of contracted UDA delivered 2018 & 2019



Month	Adjusted Scheduled Activity (UDA)	
	2018	2019
April	582	627
May	2,407	2,246
June	3,433	3,360
July	4,949	5,465
August	6,729	7,085
September	8,345	8,382
October	10,026	9,944
November	11,654	11,513
December	13,084	12,888
January	14,707	
February	17,056	
March	19,012	
April	19,640	
May	19,638	
June	19,638	

QUALITY

	Quantity	Base Number	Contract	AT	Region	England
% of FP17s for the same patient ID Re-attending within 3 months - Children	127	1,700	7.5%	11.8%	12.3%	11.8%
% of FP17s for the same patient ID Re-attending within 3 months - Adults	663	4,987	13.3%	16.6%	15.8%	15.6%
% of FP17s for the same patient ID Re-attending between 3 & 9 months - Children	1,134	1,700	66.7%	58.0%	60.1%	58.8%
% of FP17s for the same patient ID Re-attending between 3 & 9 months - Adults	2,606	4,987	52.3%	52.0%	53.3%	51.0%
% of FP17s for Band 1 Urgent Courses	478	6,359	7.5%	9.7%	9.0%	9.0%
% of FP17s Relating to Free Repair or Replacements	107	6,359	1.7%	1.1%	1.0%	0.8%
% of FP17s Relating to Continuations	60	6,359	0.9%	1.1%	1.0%	0.9%
% of Patients satisfied with the dentistry they have received	4	4	N/A	94.2%	93.8%	93.2%
% of Patients satisfied with the time they had to wait for an appointment	4	4	N/A	92.4%	89.4%	88.3%

* This is based on patients treated on this contract for their most recent course of treatment. Figures in italics indicate the base number of FP17s or Patient Questionnaire responses are less than 100. N/A is shown where the base number of responses is less than 10 during the period. % is calculated as Quantity/Base number*100

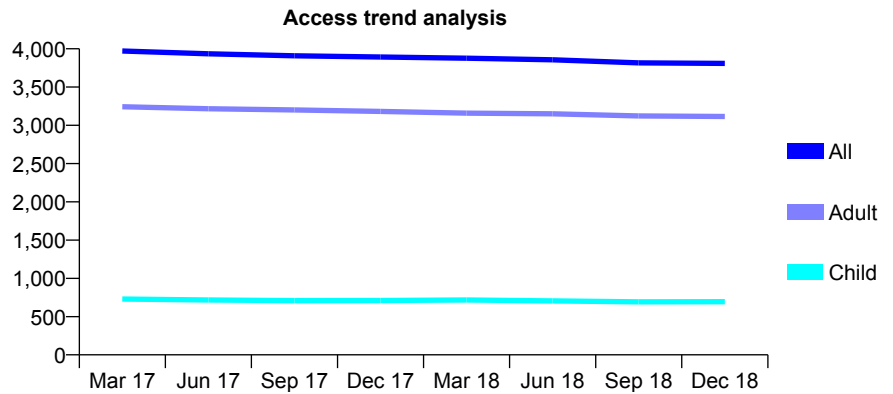
Q44 - Vital Signs At a Glance Contract Report for 193321/0001 - December 2018

Name or company name	PRESTBURY DENTAL PRACTICE LIMITE
Contract type name	GDS Contract
Purpose of contract	General
Contract start date	01/10/2011
Contract end date	

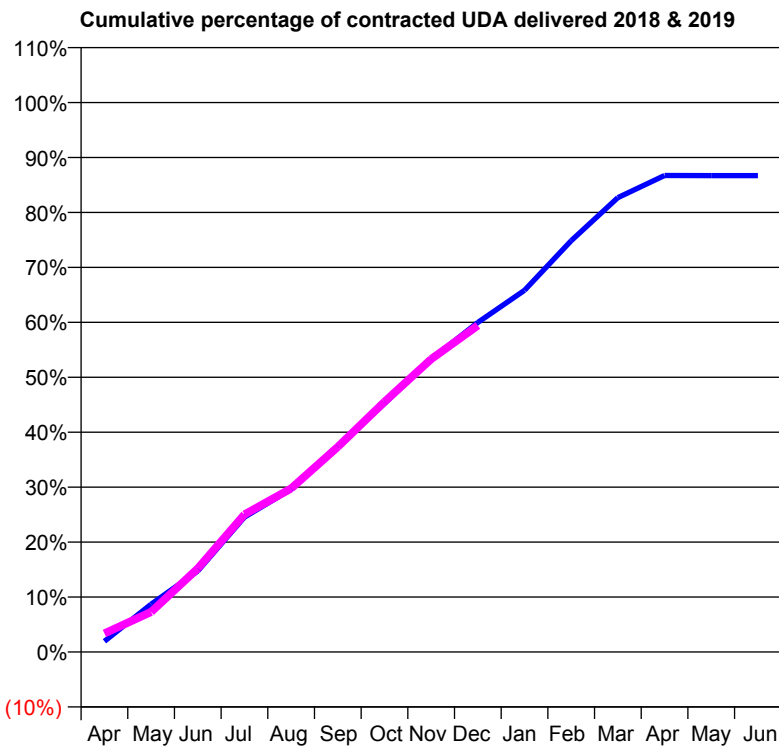
18/19 Contracted general activity (UDA)	13,500
Carry forward general activity (UDA)	0
18/19 Contracted orthodontic activity (UOA)	0
Carry forward orthodontic activity (UOA)	0
Baseline contract value	£382,779.67

ACCESS*

Patients seen in 24 months	Total	Change since previous quarter
Quarter ending December 2017	3,893	
Quarter ending March 2018	3,877	→
Quarter ending June 2018	3,856	→
Quarter ending September 2018	3,816	↓
Quarter ending December 2018	3,809	→
Variance since December 2017	(2.2%)	↓



ACTIVITY



Month	Adjusted Scheduled Activity (UDA)	
	2018	2019
April	265	458
May	1,174	985
June	1,991	2,051
July	3,315	3,381
August	3,999	4,019
September	5,060	5,041
October	6,106	6,146
November	7,194	7,196
December	8,096	8,022
January	8,887	
February	10,106	
March	11,164	
April	11,708	
May	11,704	
June	11,702	

QUALITY

	Quantity	Base Number	Contract	AT	Region	England
% of FP17s for the same patient ID Re-attending within 3 months - Children	34	771	4.4%	11.8%	12.3%	11.8%
% of FP17s for the same patient ID Re-attending within 3 months - Adults	702	3,998	17.6%	16.6%	15.8%	15.6%
% of FP17s for the same patient ID Re-attending between 3 & 9 months - Children	518	771	67.2%	58.0%	60.1%	58.8%
% of FP17s for the same patient ID Re-attending between 3 & 9 months - Adults	2,545	3,998	63.7%	52.0%	53.3%	51.0%
% of FP17s for Band 1 Urgent Courses	553	4,555	12.1%	9.7%	9.0%	9.0%
% of FP17s Relating to Free Repair or Replacements	65	4,555	1.4%	1.1%	1.0%	0.8%
% of FP17s Relating to Continuations	75	4,555	1.6%	1.1%	1.0%	0.9%
% of Patients satisfied with the dentistry they have received	2	2	N/A	94.2%	93.8%	93.2%
% of Patients satisfied with the time they had to wait for an appointment	2	2	N/A	92.4%	89.4%	88.3%

* This is based on patients treated on this contract for their most recent course of treatment. Figures in italics indicate the base number of FP17s or Patient Questionnaire responses are less than 100. N/A is shown where the base number of responses is less than 10 during the period. % is calculated as Quantity/Base number*100

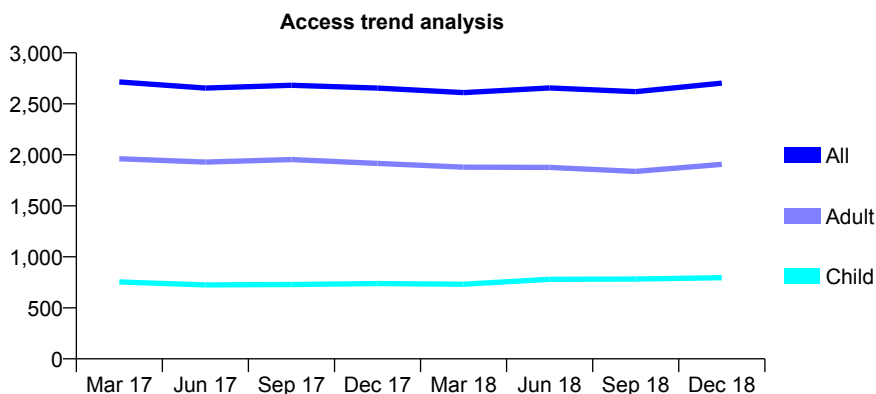
Q44 - Vital Signs At a Glance Contract Report for 194298/0001 - December 2018

Name or company name	Woodchurch Dental Practice
Contract type name	GDS Contract
Purpose of contract	General
Contract start date	08/10/2012
Contract end date	

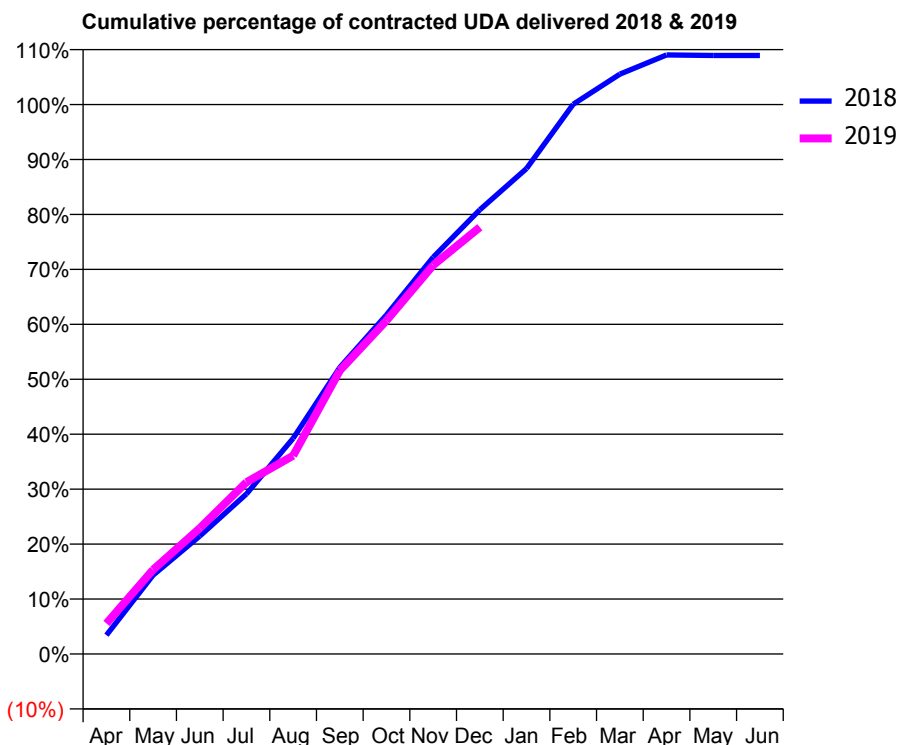
18/19 Contracted general activity (UDA)	6,570
Carry forward general activity (UDA)	0
18/19 Contracted orthodontic activity (UOA)	0
Carry forward orthodontic activity (UOA)	0
Baseline contract value	£209,053.57

ACCESS*

Patients seen in 24 months	Total	Change since previous quarter
Quarter ending December 2017	2,654	
Quarter ending March 2018	2,610	↓
Quarter ending June 2018	2,656	→
Quarter ending September 2018	2,619	↓
Quarter ending December 2018	2,702	↑
Variance since December 2017	1.8%	→



ACTIVITY



Adjusted Scheduled Activity (UDA)		
Month	2018	2019
April	230	366
May	961	1,009
June	1,439	1,504
July	1,953	2,055
August	2,631	2,372
September	3,495	3,388
October	4,137	3,986
November	4,838	4,649
December	5,417	5,103
January	5,919	
February	6,704	
March	7,072	
April	7,305	
May	7,299	
June	7,299	

QUALITY

	Quantity	Base Number	Contract	AT	Region	England
% of FP17s for the same patient ID Re-attending within 3 months - Children	144	1,032	14.0%	11.8%	12.3%	11.8%
% of FP17s for the same patient ID Re-attending within 3 months - Adults	413	1,996	20.7%	16.6%	15.8%	15.6%
% of FP17s for the same patient ID Re-attending between 3 & 9 months - Children	569	1,032	55.1%	58.0%	60.1%	58.8%
% of FP17s for the same patient ID Re-attending between 3 & 9 months - Adults	776	1,996	38.9%	52.0%	53.3%	51.0%
% of FP17s for Band 1 Urgent Courses	653	2,386	27.4%	9.7%	9.0%	9.0%
% of FP17s Relating to Free Repair or Replacements	24	2,386	1.0%	1.1%	1.0%	0.8%
% of FP17s Relating to Continuations	6	2,386	0.3%	1.1%	1.0%	0.9%
% of Patients satisfied with the dentistry they have received	3	3	N/A	94.2%	93.8%	93.2%
% of Patients satisfied with the time they had to wait for an appointment	3	3	N/A	92.4%	89.4%	88.3%

* This is based on patients treated on this contract for their most recent course of treatment. Figures in italics indicate the base number of FP17s or Patient Questionnaire responses are less than 100. N/A is shown where the base number of responses is less than 10 during the period. % is calculated as Quantity/Base number*100

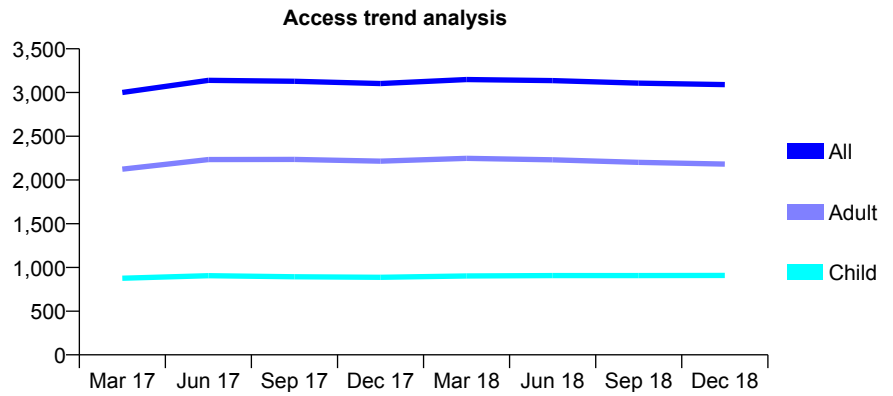
Q44 - Vital Signs At a Glance Contract Report for 198021/0001 - December 2018

Name or company name	Taylor-Jones & Jones
Contract type name	GDS Contract
Purpose of contract	General
Contract start date	01/04/2009
Contract end date	

18/19 Contracted general activity (UDA)	8,000
Carry forward general activity (UDA)	0
18/19 Contracted orthodontic activity (UOA)	0
Carry forward orthodontic activity (UOA)	0
Baseline contract value	£212,841.58

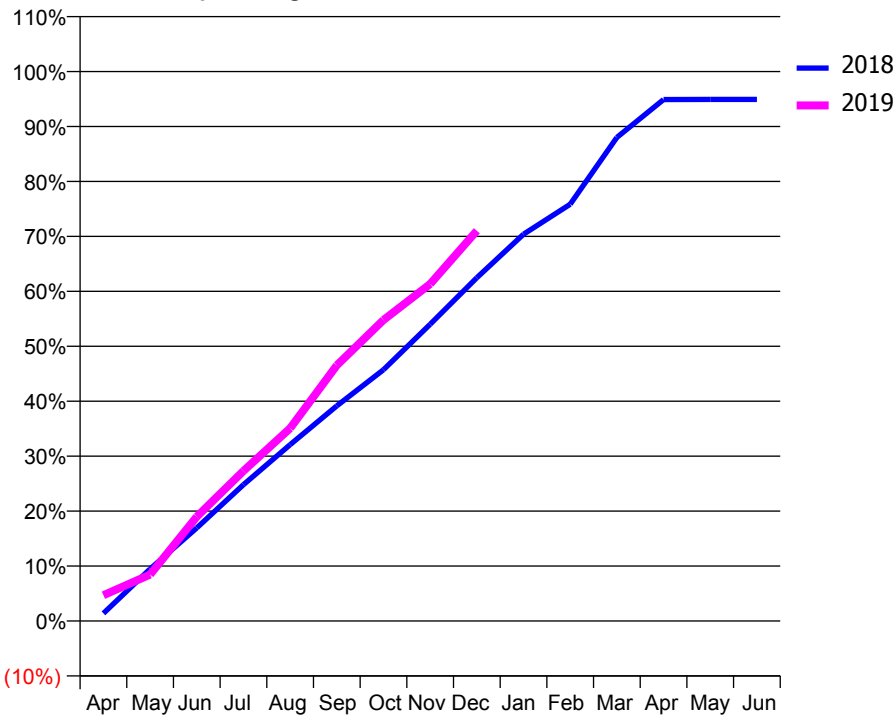
ACCESS*

Patients seen in 24 months	Total	Change since previous quarter
Quarter ending December 2017	3,102	
Quarter ending March 2018	3,149	→
Quarter ending June 2018	3,137	→
Quarter ending September 2018	3,108	→
Quarter ending December 2018	3,090	→
Variance since December 2017	(0.4%)	→



ACTIVITY

Cumulative percentage of contracted UDA delivered 2018 & 2019



Month	Adjusted Scheduled Activity (UDA)	
	2018	2019
April	112	375
May	757	677
June	1,356	1,519
July	1,984	2,185
August	2,567	2,806
September	3,133	3,722
October	3,659	4,383
November	4,321	4,907
December	4,997	5,682
January	5,631	
February	6,067	
March	7,040	
April	7,591	
May	7,593	
June	7,593	

QUALITY

	Quantity	Base Number	Contract	AT	Region	England
% of FP17s for the same patient ID Re-attending within 3 months - Children	60	1,095	5.5%	11.8%	12.3%	11.8%
% of FP17s for the same patient ID Re-attending within 3 months - Adults	316	2,337	13.5%	16.6%	15.8%	15.6%
% of FP17s for the same patient ID Re-attending between 3 & 9 months - Children	708	1,095	64.7%	58.0%	60.1%	58.8%
% of FP17s for the same patient ID Re-attending between 3 & 9 months - Adults	1,281	2,337	54.8%	52.0%	53.3%	51.0%
% of FP17s for Band 1 Urgent Courses	205	3,098	6.6%	9.7%	9.0%	9.0%
% of FP17s Relating to Free Repair or Replacements	28	3,098	0.9%	1.1%	1.0%	0.8%
% of FP17s Relating to Continuations	10	3,098	0.3%	1.1%	1.0%	0.9%
% of Patients satisfied with the dentistry they have received	15	15	100.0%	94.2%	93.8%	93.2%
% of Patients satisfied with the time they had to wait for an appointment	14	15	93.3%	92.4%	89.4%	88.3%

* This is based on patients treated on this contract for their most recent course of treatment. Figures in italics indicate the base number of FP17s or Patient Questionnaire responses are less than 100. N/A is shown where the base number of responses is less than 10 during the period. % is calculated as Quantity/Base number*100

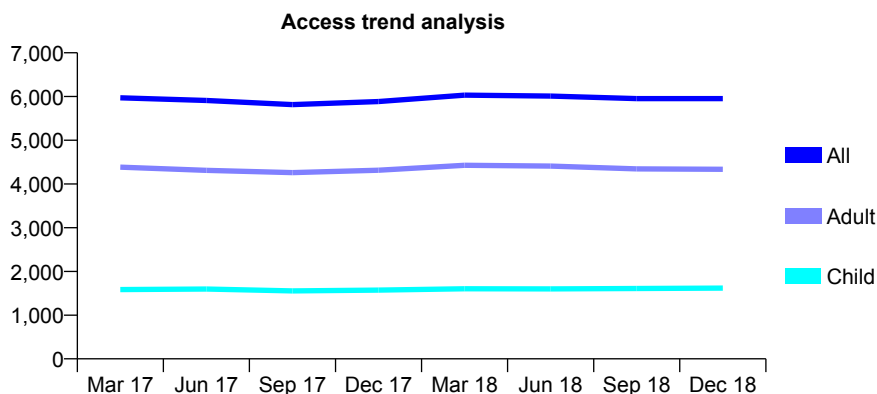
Q44 - Vital Signs At a Glance Contract Report for 210153/0001 - December 2018

Name or company name	Latchford Dental Practice Ltd
Contract type name	GDS Contract
Purpose of contract	General
Contract start date	01/04/2006
Contract end date	

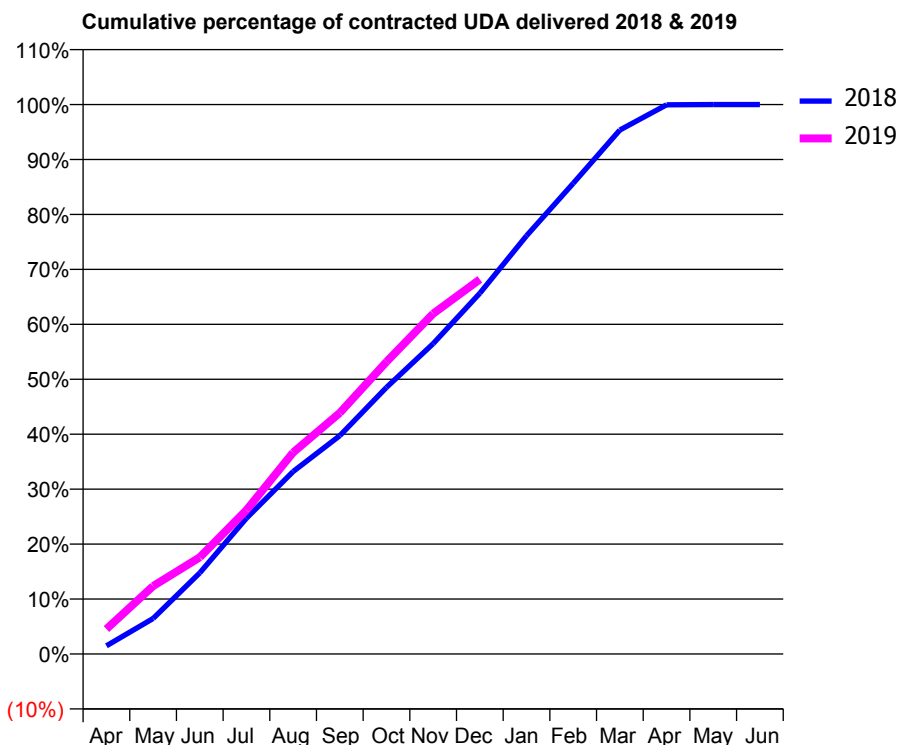
18/19 Contracted general activity (UDA)	15,892
Carry forward general activity (UDA)	0
18/19 Contracted orthodontic activity (UOA)	0
Carry forward orthodontic activity (UOA)	0
Baseline contract value	£514,331.47

ACCESS*

Patients seen in 24 months	Total	Change since previous quarter
Quarter ending December 2017	5,886	
Quarter ending March 2018	6,031	↑
Quarter ending June 2018	6,009	→
Quarter ending September 2018	5,952	→
Quarter ending December 2018	5,953	→
Variance since December 2017	1.1%	→



ACTIVITY



Month	Adjusted Scheduled Activity (UDA)	
	2018	2019
April	240	722
May	1,032	1,963
June	2,356	2,798
July	3,941	4,161
August	5,296	5,829
September	6,339	6,975
October	7,738	8,452
November	9,009	9,843
December	10,473	10,833
January	12,140	
February	13,660	
March	15,208	
April	15,942	
May	15,950	
June	15,950	

QUALITY

	Quantity	Base Number	Contract	AT	Region	England
% of FP17s for the same patient ID Re-attending within 3 months - Children	124	1,641	7.6%	11.8%	12.3%	11.8%
% of FP17s for the same patient ID Re-attending within 3 months - Adults	748	4,303	17.4%	16.6%	15.8%	15.6%
% of FP17s for the same patient ID Re-attending between 3 & 9 months - Children	860	1,641	52.4%	58.0%	60.1%	58.8%
% of FP17s for the same patient ID Re-attending between 3 & 9 months - Adults	1,943	4,303	45.2%	52.0%	53.3%	51.0%
% of FP17s for Band 1 Urgent Courses	576	5,636	10.2%	9.7%	9.0%	9.0%
% of FP17s Relating to Free Repair or Replacements	82	5,636	1.5%	1.1%	1.0%	0.8%
% of FP17s Relating to Continuations	92	5,636	1.6%	1.1%	1.0%	0.9%
% of Patients satisfied with the dentistry they have received	4	4	N/A	94.2%	93.8%	93.2%
% of Patients satisfied with the time they had to wait for an appointment	4	4	N/A	92.4%	89.4%	88.3%

* This is based on patients treated on this contract for their most recent course of treatment. Figures in italics indicate the base number of FP17s or Patient Questionnaire responses are less than 100. N/A is shown where the base number of responses is less than 10 during the period. % is calculated as Quantity/Base number*100

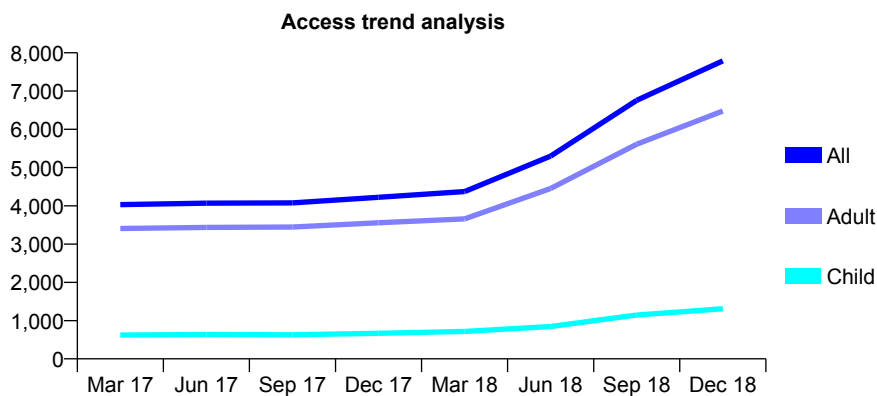
Q44 - Vital Signs At a Glance Contract Report for 214906/0001 - December 2018

Name or company name	Alsager Dental Care
Contract type name	GDS Contract
Purpose of contract	General
Contract start date	01/04/2006
Contract end date	

18/19 Contracted general activity (UDA)	21,703
Carry forward general activity (UDA)	0
18/19 Contracted orthodontic activity (UOA)	0
Carry forward orthodontic activity (UOA)	0
Baseline contract value	£476,482.53

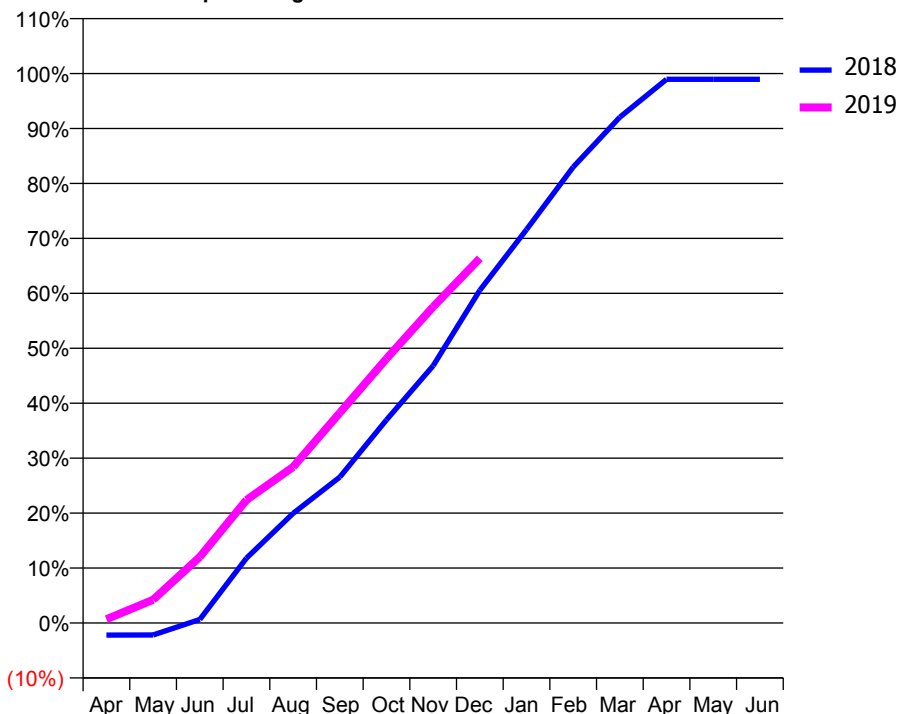
ACCESS*

Patients seen in 24 months	Total	Change since previous quarter
Quarter ending December 2017	4,224	
Quarter ending March 2018	4,374	↑
Quarter ending June 2018	5,299	↑
Quarter ending September 2018	6,757	↑
Quarter ending December 2018	7,788	↑
Variance since December 2017	84.4%	↑



ACTIVITY

Cumulative percentage of contracted UDA delivered 2018 & 2019



Month	Adjusted Scheduled Activity (UDA)	
	2018	2019
April	-260	151
May	-257	917
June	77	2,607
July	1,390	4,857
August	2,347	6,164
September	3,124	8,304
October	4,348	10,440
November	5,507	12,491
December	7,122	14,401
January	8,421	
February	9,760	
March	10,829	
April	11,638	
May	11,638	
June	11,638	

QUALITY

	Quantity	Base Number	Contract	AT	Region	England
% of FP17s for the same patient ID Re-attending within 3 months - Children	59	1,485	4.0%	11.8%	12.3%	11.8%
% of FP17s for the same patient ID Re-attending within 3 months - Adults	1,130	8,213	13.8%	16.6%	15.8%	15.6%
% of FP17s for the same patient ID Re-attending between 3 & 9 months - Children	480	1,485	32.3%	58.0%	60.1%	58.8%
% of FP17s for the same patient ID Re-attending between 3 & 9 months - Adults	3,127	8,213	38.1%	52.0%	53.3%	51.0%
% of FP17s for Band 1 Urgent Courses	1,065	9,201	11.6%	9.7%	9.0%	9.0%
% of FP17s Relating to Free Repair or Replacements	6	9,201	0.1%	1.1%	1.0%	0.8%
% of FP17s Relating to Continuations	126	9,201	1.4%	1.1%	1.0%	0.9%
% of Patients satisfied with the dentistry they have received	6	6	N/A	94.2%	93.8%	93.2%
% of Patients satisfied with the time they had to wait for an appointment	6	6	N/A	92.4%	89.4%	88.3%

* This is based on patients treated on this contract for their most recent course of treatment. Figures in italics indicate the base number of FP17s or Patient Questionnaire responses are less than 100. N/A is shown where the base number of responses is less than 10 during the period. % is calculated as Quantity/Base number*100

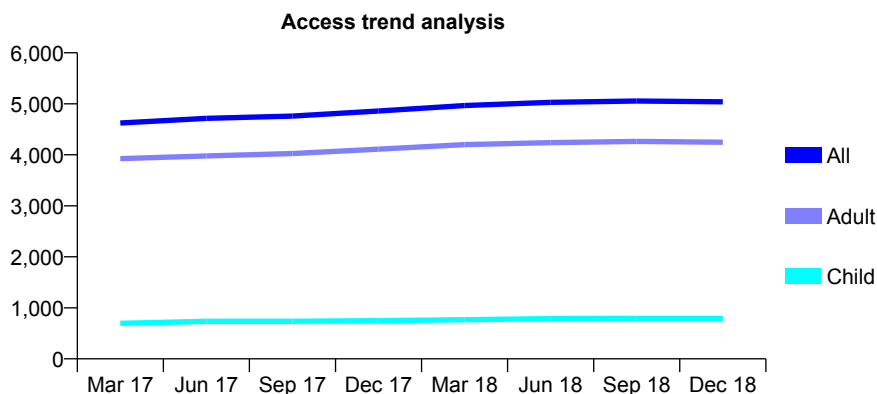
Q44 - Vital Signs At a Glance Contract Report for 221953/0001 - December 2018

Name or company name	MR RM HEATHCOTE
Contract type name	GDS Contract
Purpose of contract	General
Contract start date	01/04/2006
Contract end date	

18/19 Contracted general activity (UDA)	12,472
Carry forward general activity (UDA)	0
18/19 Contracted orthodontic activity (UOA)	0
Carry forward orthodontic activity (UOA)	0
Baseline contract value	£332,540.98

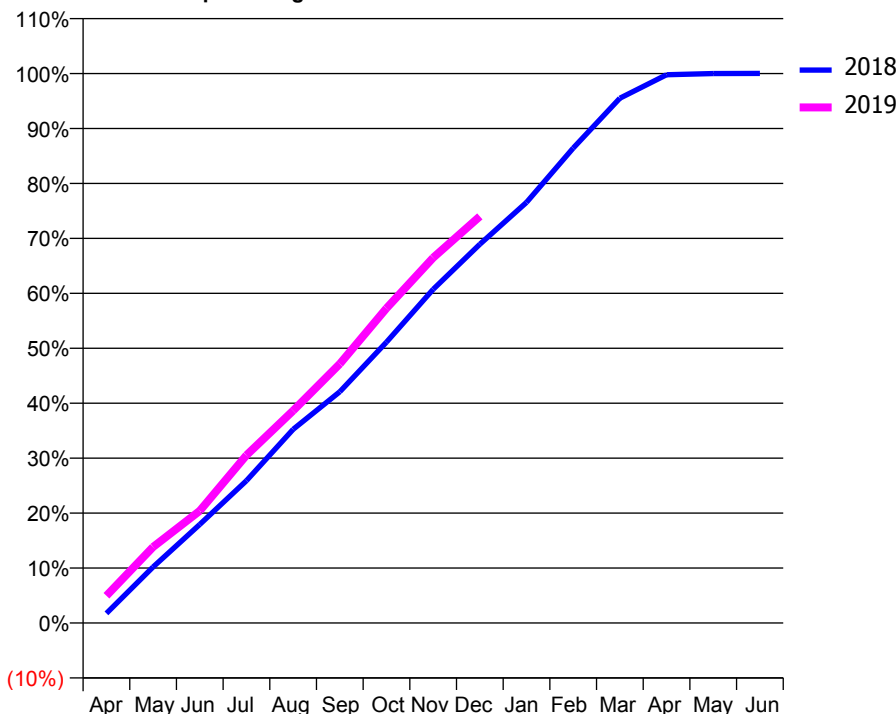
ACCESS*

Patients seen in 24 months	Total	Change since previous quarter
Quarter ending December 2017	4,860	
Quarter ending March 2018	4,966	↑
Quarter ending June 2018	5,028	→
Quarter ending September 2018	5,056	→
Quarter ending December 2018	5,040	→
Variance since December 2017	3.7%	↑



ACTIVITY

Cumulative percentage of contracted UDA delivered 2018 & 2019



Month	Adjusted Scheduled Activity (UDA)	
	2018	2019
April	224	619
May	1,299	1,728
June	2,281	2,548
July	3,297	3,810
August	4,483	4,820
September	5,355	5,884
October	6,501	7,144
November	7,724	8,290
December	8,768	9,229
January	9,737	
February	10,992	
March	12,149	
April	12,692	
May	12,719	
June	12,721	

QUALITY

	Quantity	Base Number	Contract	AT	Region	England
% of FP17s for the same patient ID Re-attending within 3 months - Children	77	990	7.8%	11.8%	12.3%	11.8%
% of FP17s for the same patient ID Re-attending within 3 months - Adults	520	4,147	12.5%	16.6%	15.8%	15.6%
% of FP17s for the same patient ID Re-attending between 3 & 9 months - Children	648	990	65.5%	58.0%	60.1%	58.8%
% of FP17s for the same patient ID Re-attending between 3 & 9 months - Adults	1,991	4,147	48.0%	52.0%	53.3%	51.0%
% of FP17s for Band 1 Urgent Courses	339	4,885	6.9%	9.7%	9.0%	9.0%
% of FP17s Relating to Free Repair or Replacements	32	4,885	0.7%	1.1%	1.0%	0.8%
% of FP17s Relating to Continuations	38	4,885	0.8%	1.1%	1.0%	0.9%
% of Patients satisfied with the dentistry they have received	4	4	N/A	94.2%	93.8%	93.2%
% of Patients satisfied with the time they had to wait for an appointment	4	4	N/A	92.4%	89.4%	88.3%

* This is based on patients treated on this contract for their most recent course of treatment. Figures in italics indicate the base number of FP17s or Patient Questionnaire responses are less than 100. N/A is shown where the base number of responses is less than 10 during the period. % is calculated as Quantity/Base number*100

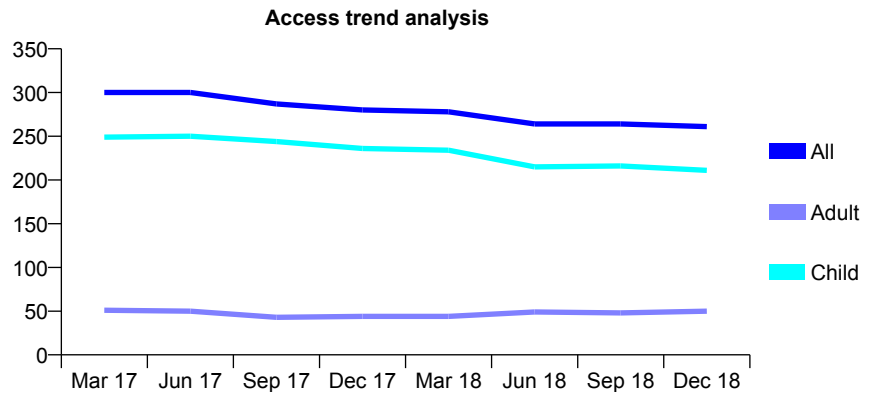
Q44 - Vital Signs At a Glance Contract Report for 222887/0001 - December 2018

Name or company name	MR SR SMITH
Contract type name	GDS Contract
Purpose of contract	General
Contract start date	01/04/2006
Contract end date	

18/19 Contracted general activity (UDA)	630
Carry forward general activity (UDA)	24
18/19 Contracted orthodontic activity (UOA)	0
Carry forward orthodontic activity (UOA)	0
Baseline contract value	£13,748.15

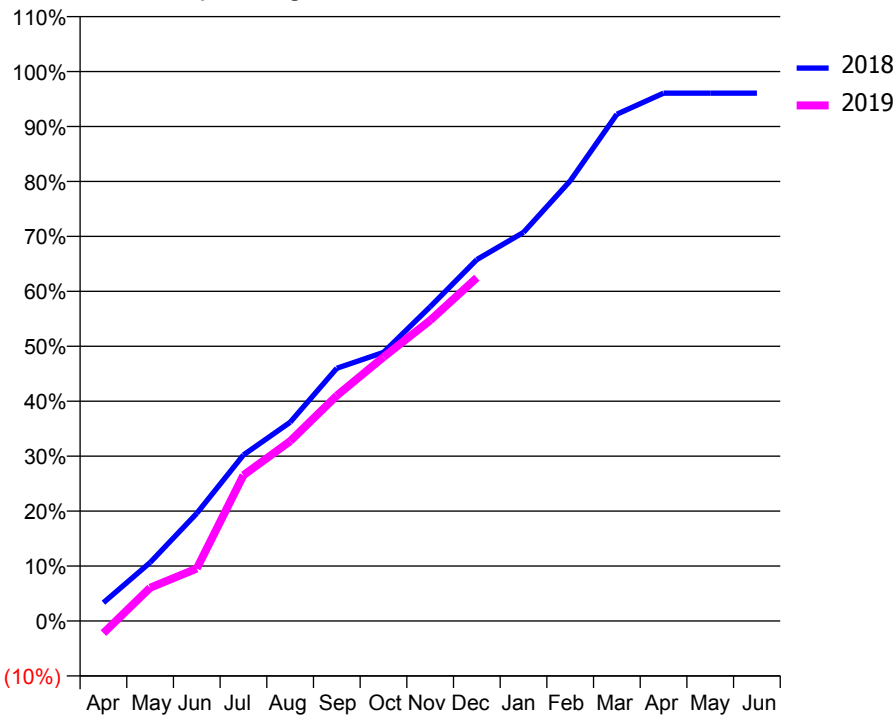
ACCESS*

Patients seen in 24 months	Total	Change since previous quarter
Quarter ending December 2017	280	
Quarter ending March 2018	278	→
Quarter ending June 2018	264	↓
Quarter ending September 2018	264	→
Quarter ending December 2018	261	↓
Variance since December 2017	(6.8%)	↓



ACTIVITY

Cumulative percentage of contracted UDA delivered 2018 & 2019



Month	Adjusted Scheduled Activity (UDA)	
	2018	2019
April	21	-14
May	67	38
June	123	60
July	190	167
August	228	206
September	290	258
October	308	303
November	360	345
December	414	394
January	446	
February	505	
March	581	
April	605	
May	605	
June	605	

QUALITY

	Quantity	Base Number	Contract	AT	Region	England
% of FP17s for the same patient ID Re-attending within 3 months - Children	47	336	14.0%	11.8%	12.3%	11.8%
% of FP17s for the same patient ID Re-attending within 3 months - Adults	0	16	0.0%	16.6%	15.8%	15.6%
% of FP17s for the same patient ID Re-attending between 3 & 9 months - Children	237	336	70.5%	58.0%	60.1%	58.8%
% of FP17s for the same patient ID Re-attending between 3 & 9 months - Adults	14	16	87.5%	52.0%	53.3%	51.0%
% of FP17s for Band 1 Urgent Courses	3	336	0.9%	9.7%	9.0%	9.0%
% of FP17s Relating to Free Repair or Replacements	0	336	0.0%	1.1%	1.0%	0.8%
% of FP17s Relating to Continuations	1	336	0.3%	1.1%	1.0%	0.9%
% of Patients satisfied with the dentistry they have received	0	0	N/A	94.2%	93.8%	93.2%
% of Patients satisfied with the time they had to wait for an appointment	0	0	N/A	92.4%	89.4%	88.3%

* This is based on patients treated on this contract for their most recent course of treatment. Figures in italics indicate the base number of FP17s or Patient Questionnaire responses are less than 100. N/A is shown where the base number of responses is less than 10 during the period. % is calculated as Quantity/Base number*100

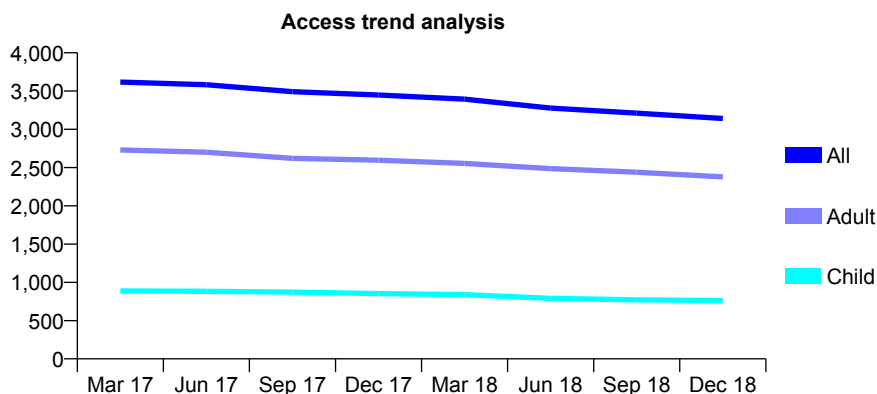
Q44 - Vital Signs At a Glance Contract Report for 233463/0001 - December 2018

Name or company name	Crown Bank Dental
Contract type name	GDS Contract
Purpose of contract	General
Contract start date	01/04/2006
Contract end date	

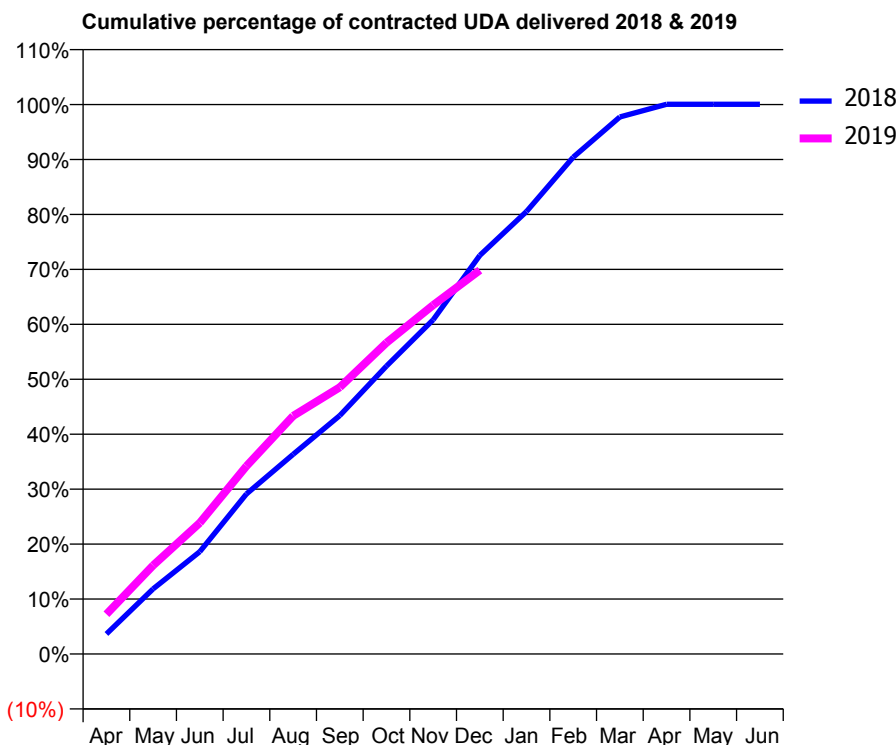
18/19 Contracted general activity (UDA)	8,656
Carry forward general activity (UDA)	0
18/19 Contracted orthodontic activity (UOA)	0
Carry forward orthodontic activity (UOA)	0
Baseline contract value	£239,825.12

ACCESS*

Patients seen in 24 months	Total	Change since previous quarter
Quarter ending December 2017	3,449	
Quarter ending March 2018	3,394	↓
Quarter ending June 2018	3,277	↓
Quarter ending September 2018	3,211	↓
Quarter ending December 2018	3,141	↓
Variance since December 2017	(8.9%)	↓



ACTIVITY



Adjusted Scheduled Activity (UDA)		
Month	2018	2019
April	323	626
May	1,047	1,396
June	1,645	2,066
July	2,575	2,961
August	3,212	3,750
September	3,837	4,203
October	4,633	4,903
November	5,378	5,495
December	6,412	6,046
January	7,120	
February	7,991	
March	8,640	
April	8,844	
May	8,844	
June	8,844	

QUALITY

	Quantity	Base Number	Contract	AT	Region	England
% of FP17s for the same patient ID Re-attending within 3 months - Children	51	714	7.1%	11.8%	12.3%	11.8%
% of FP17s for the same patient ID Re-attending within 3 months - Adults	464	1,992	23.3%	16.6%	15.8%	15.6%
% of FP17s for the same patient ID Re-attending between 3 & 9 months - Children	411	714	57.6%	58.0%	60.1%	58.8%
% of FP17s for the same patient ID Re-attending between 3 & 9 months - Adults	605	1,992	30.4%	52.0%	53.3%	51.0%
% of FP17s for Band 1 Urgent Courses	443	2,607	17.0%	9.7%	9.0%	9.0%
% of FP17s Relating to Free Repair or Replacements	34	2,607	1.3%	1.1%	1.0%	0.8%
% of FP17s Relating to Continuations	58	2,607	2.2%	1.1%	1.0%	0.9%
% of Patients satisfied with the dentistry they have received	2	2	N/A	94.2%	93.8%	93.2%
% of Patients satisfied with the time they had to wait for an appointment	2	2	N/A	92.4%	89.4%	88.3%

* This is based on patients treated on this contract for their most recent course of treatment. Figures in italics indicate the base number of FP17s or Patient Questionnaire responses are less than 100. N/A is shown where the base number of responses is less than 10 during the period. % is calculated as Quantity/Base number*100

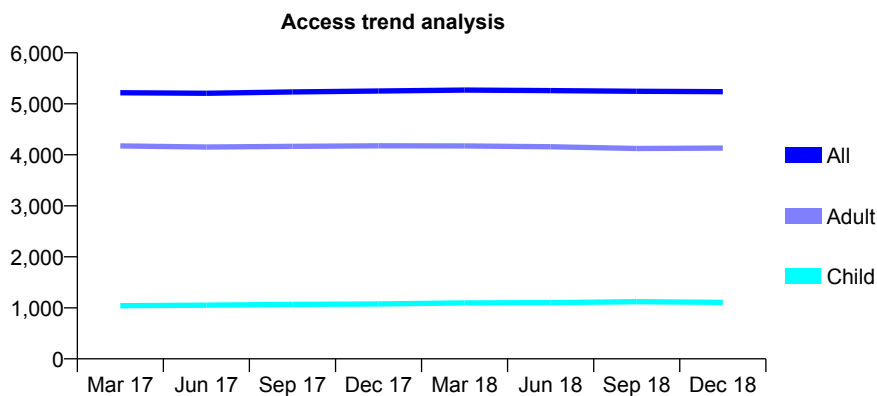
Q44 - Vital Signs At a Glance Contract Report for 234311/0001 - December 2018

Name or company name	MR A PATEL
Contract type name	GDS Contract
Purpose of contract	General
Contract start date	01/04/2006
Contract end date	

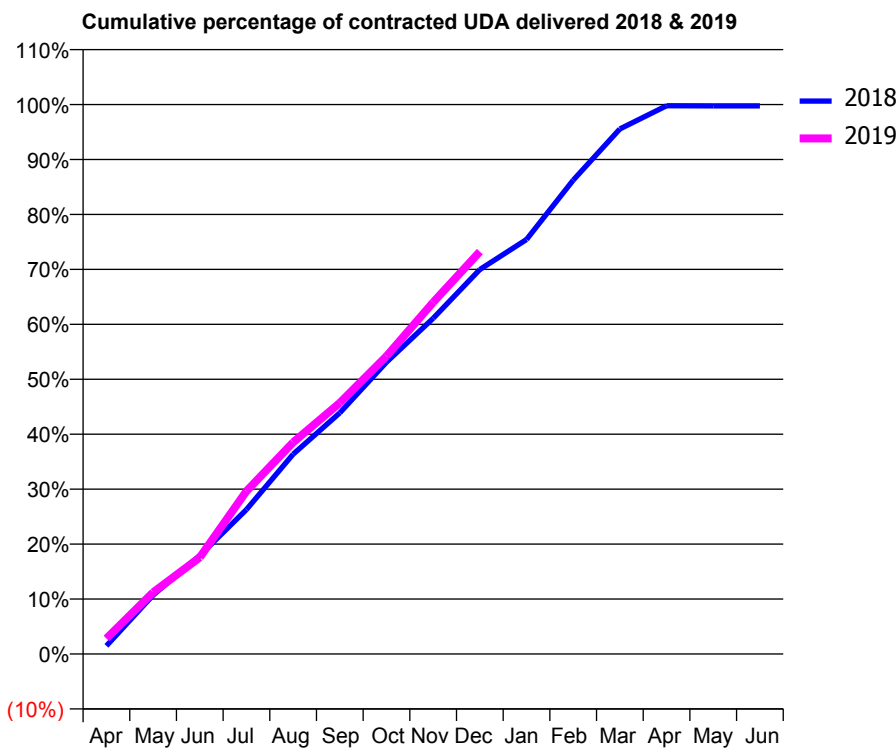
18/19 Contracted general activity (UDA)	16,223
Carry forward general activity (UDA)	39
18/19 Contracted orthodontic activity (UOA)	0
Carry forward orthodontic activity (UOA)	0
Baseline contract value	£471,480.55

ACCESS*

Patients seen in 24 months	Total	Change since previous quarter
Quarter ending December 2017	5,252	
Quarter ending March 2018	5,270	→
Quarter ending June 2018	5,260	→
Quarter ending September 2018	5,246	→
Quarter ending December 2018	5,239	→
Variance since December 2017	(0.2%)	→



ACTIVITY



Month	Adjusted Scheduled Activity (UDA)	
	2018	2019
April	242	459
May	1,737	1,820
June	2,907	2,854
July	4,265	4,809
August	5,898	6,249
September	7,118	7,413
October	8,616	8,792
November	9,912	10,382
December	11,350	11,880
January	12,236	
February	13,990	
March	15,502	
April	16,186	
May	16,184	
June	16,184	

QUALITY

	Quantity	Base Number	Contract	AT	Region	England
% of FP17s for the same patient ID Re-attending within 3 months - Children	78	1,233	6.3%	11.8%	12.3%	11.8%
% of FP17s for the same patient ID Re-attending within 3 months - Adults	812	4,788	17.0%	16.6%	15.8%	15.6%
% of FP17s for the same patient ID Re-attending between 3 & 9 months - Children	766	1,233	62.1%	58.0%	60.1%	58.8%
% of FP17s for the same patient ID Re-attending between 3 & 9 months - Adults	2,708	4,788	56.6%	52.0%	53.3%	51.0%
% of FP17s for Band 1 Urgent Courses	429	5,769	7.4%	9.7%	9.0%	9.0%
% of FP17s Relating to Free Repair or Replacements	351	5,769	6.1%	1.1%	1.0%	0.8%
% of FP17s Relating to Continuations	41	5,769	0.7%	1.1%	1.0%	0.9%
% of Patients satisfied with the dentistry they have received	2	2	N/A	94.2%	93.8%	93.2%
% of Patients satisfied with the time they had to wait for an appointment	2	2	N/A	92.4%	89.4%	88.3%

* This is based on patients treated on this contract for their most recent course of treatment. Figures in italics indicate the base number of FP17s or Patient Questionnaire responses are less than 100. N/A is shown where the base number of responses is less than 10 during the period. % is calculated as Quantity/Base number*100

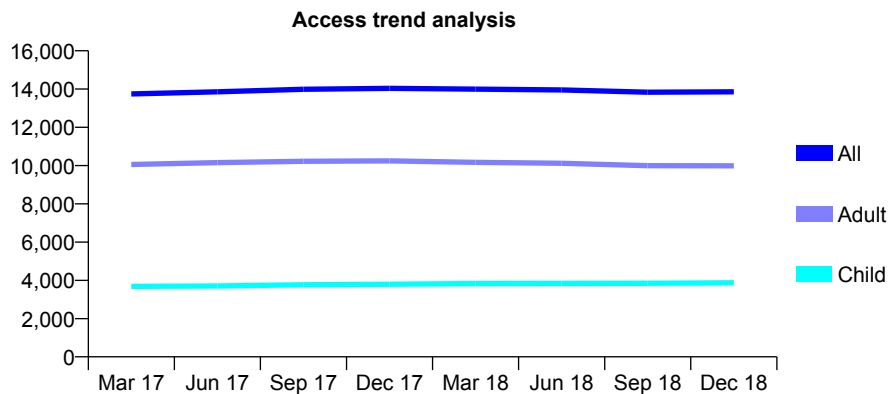
Q44 - Vital Signs At a Glance Contract Report for 234664/0001 - December 2018

Name or company name	MR CJ ILLINGWORTH
Contract type name	GDS Contract
Purpose of contract	General
Contract start date	01/04/2006
Contract end date	

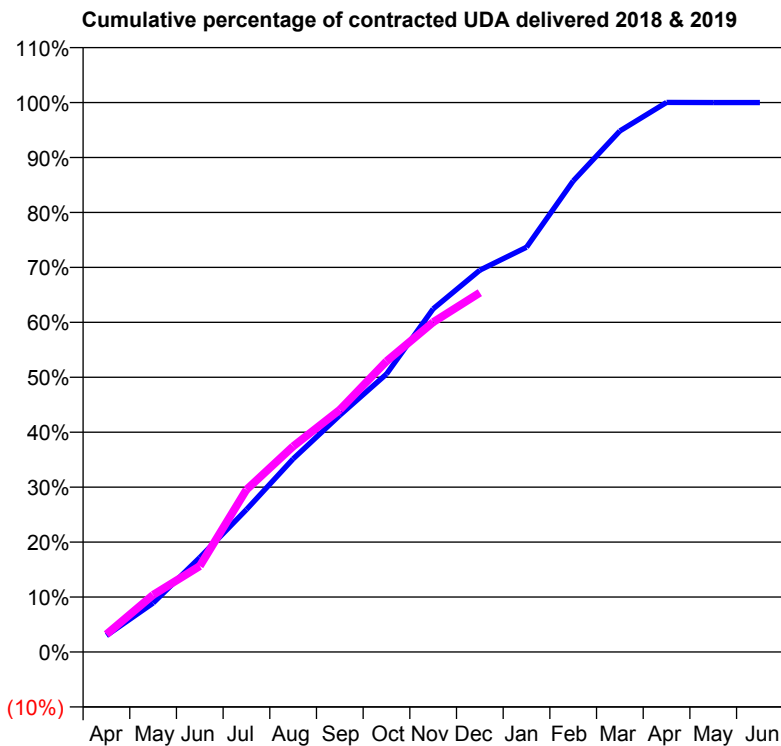
18/19 Contracted general activity (UDA)	38,500
Carry forward general activity (UDA)	0
18/19 Contracted orthodontic activity (UOA)	0
Carry forward orthodontic activity (UOA)	0
Baseline contract value	£934,233.94

ACCESS*

Patients seen in 24 months	Total	Change since previous quarter
Quarter ending December 2017	14,038	
Quarter ending March 2018	13,996	→
Quarter ending June 2018	13,956	→
Quarter ending September 2018	13,836	→
Quarter ending December 2018	13,858	→
Variance since December 2017	(1.3%)	↓



ACTIVITY



Month	Adjusted Scheduled Activity (UDA)	
	2018	2019
April	1,160	1,239
May	3,449	4,002
June	6,641	6,021
July	10,013	11,378
August	13,580	14,416
September	16,644	16,975
October	19,539	20,373
November	24,130	23,112
December	26,842	25,171
January	28,453	
February	33,114	
March	36,632	
April	38,639	
May	38,633	
June	38,633	

QUALITY

	Quantity	Base Number	Contract	AT	Region	England
% of FP17s for the same patient ID Re-attending within 3 months - Children	383	4,508	8.5%	11.8%	12.3%	11.8%
% of FP17s for the same patient ID Re-attending within 3 months - Adults	1,586	10,111	15.7%	16.6%	15.8%	15.6%
% of FP17s for the same patient ID Re-attending between 3 & 9 months - Children	3,005	4,508	66.7%	58.0%	60.1%	58.8%
% of FP17s for the same patient ID Re-attending between 3 & 9 months - Adults	5,494	10,111	54.3%	52.0%	53.3%	51.0%
% of FP17s for Band 1 Urgent Courses	1,532	13,586	11.3%	9.7%	9.0%	9.0%
% of FP17s Relating to Free Repair or Replacements	127	13,586	0.9%	1.1%	1.0%	0.8%
% of FP17s Relating to Continuations	27	13,586	0.2%	1.1%	1.0%	0.9%
% of Patients satisfied with the dentistry they have received	30	32	93.8%	94.2%	93.8%	93.2%
% of Patients satisfied with the time they had to wait for an appointment	26	32	81.3%	92.4%	89.4%	88.3%

* This is based on patients treated on this contract for their most recent course of treatment. Figures in italics indicate the base number of FP17s or Patient Questionnaire responses are less than 100. N/A is shown where the base number of responses is less than 10 during the period. % is calculated as Quantity/Base number*100

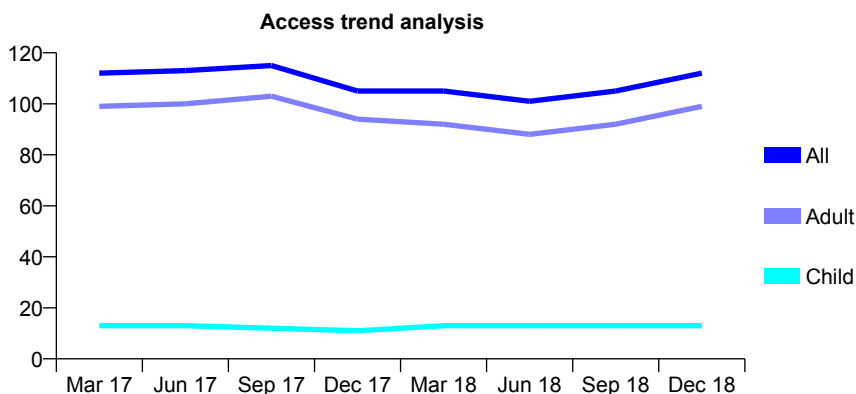
Q44 - Vital Signs At a Glance Contract Report for 240788/0003 - December 2018

Name or company name	MR TA PARR
Contract type name	GDS Contract
Purpose of contract	General
Contract start date	01/04/2006
Contract end date	

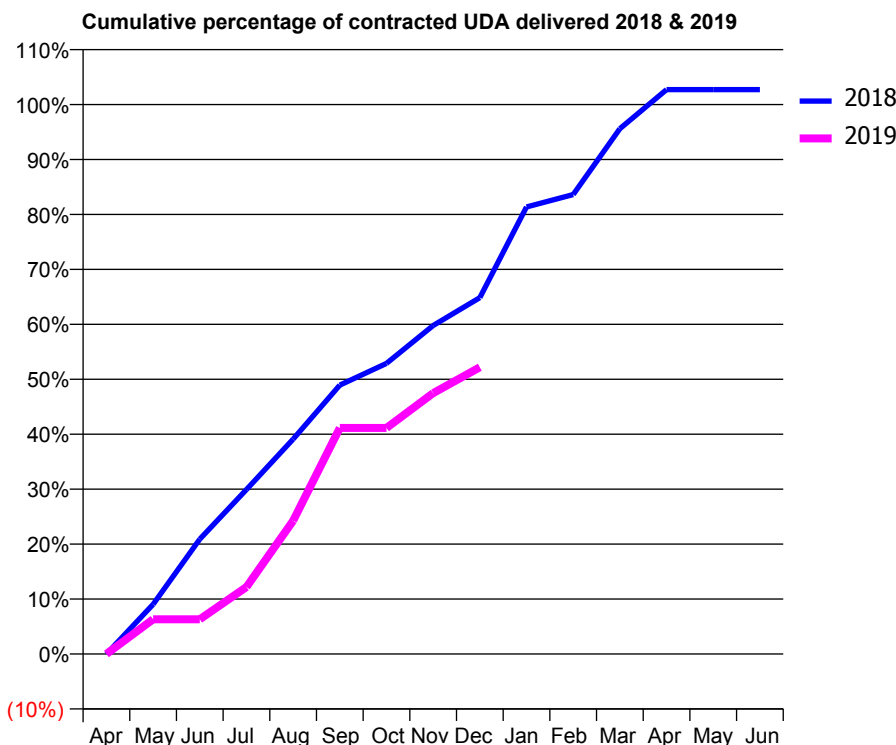
18/19 Contracted general activity (UDA)	174
Carry forward general activity (UDA)	0
18/19 Contracted orthodontic activity (UOA)	0
Carry forward orthodontic activity (UOA)	0
Baseline contract value	£4,192.66

ACCESS*

Patients seen in 24 months	Total	Change since previous quarter
Quarter ending December 2017	105	
Quarter ending March 2018	105	→
Quarter ending June 2018	101	↓
Quarter ending September 2018	105	↑
Quarter ending December 2018	112	↑
Variance since December 2017	6.7%	↑



ACTIVITY



Month	Adjusted Scheduled Activity (UDA)	
	2018	2019
April	0	0
May	16	11
June	37	11
July	53	21
August	69	42
September	87	72
October	94	72
November	106	83
December	115	91
January	144	
February	148	
March	169	
April	182	
May	182	
June	182	

QUALITY

	Quantity	Base Number	Contract	AT	Region	England
% of FP17s for the same patient ID Re-attending within 3 months - Children	0	6	0.0%	11.8%	12.3%	11.8%
% of FP17s for the same patient ID Re-attending within 3 months - Adults	4	53	7.5%	16.6%	15.8%	15.6%
% of FP17s for the same patient ID Re-attending between 3 & 9 months - Children	4	6	66.7%	58.0%	60.1%	58.8%
% of FP17s for the same patient ID Re-attending between 3 & 9 months - Adults	10	53	18.9%	52.0%	53.3%	51.0%
% of FP17s for Band 1 Urgent Courses	3	49	6.1%	9.7%	9.0%	9.0%
% of FP17s Relating to Free Repair or Replacements	0	49	0.0%	1.1%	1.0%	0.8%
% of FP17s Relating to Continuations	0	49	0.0%	1.1%	1.0%	0.9%
% of Patients satisfied with the dentistry they have received	0	0	N/A	94.2%	93.8%	93.2%
% of Patients satisfied with the time they had to wait for an appointment	0	0	N/A	92.4%	89.4%	88.3%

* This is based on patients treated on this contract for their most recent course of treatment. Figures in italics indicate the base number of FP17s or Patient Questionnaire responses are less than 100. N/A is shown where the base number of responses is less than 10 during the period. % is calculated as Quantity/Base number*100

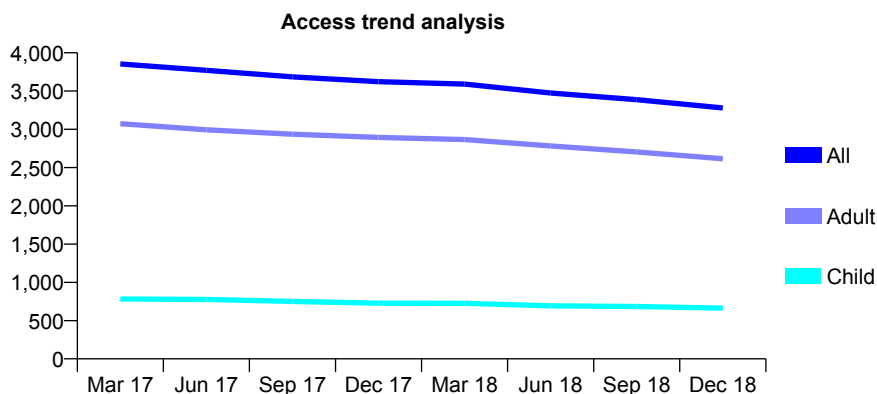
Q44 - Vital Signs At a Glance Contract Report for 243876/0001 - December 2018

Name or company name	MR CG BLACK
Contract type name	GDS Contract
Purpose of contract	General
Contract start date	01/04/2006
Contract end date	

18/19 Contracted general activity (UDA)	12,522
Carry forward general activity (UDA)	445
18/19 Contracted orthodontic activity (UOA)	0
Carry forward orthodontic activity (UOA)	0
Baseline contract value	£371,954.90

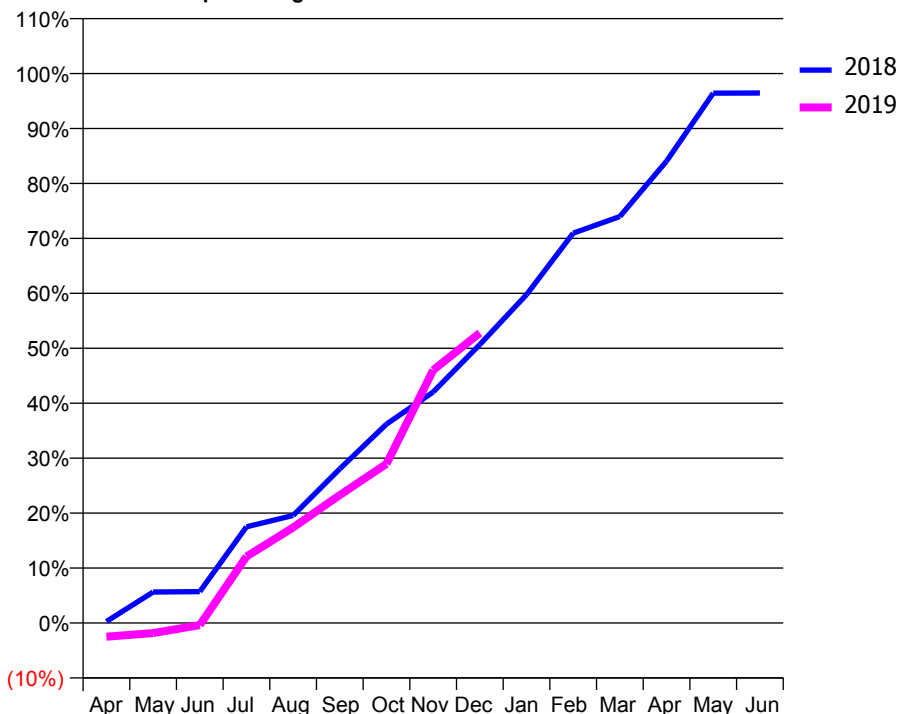
ACCESS*

Patients seen in 24 months	Total	Change since previous quarter
Quarter ending December 2017	3,622	
Quarter ending March 2018	3,592	→
Quarter ending June 2018	3,475	↓
Quarter ending September 2018	3,388	↓
Quarter ending December 2018	3,280	↓
Variance since December 2017	(9.4%)	↓



ACTIVITY

Cumulative percentage of contracted UDA delivered 2018 & 2019



Month	Adjusted Scheduled Activity (UDA)	
	2018	2019
April	34	-314
May	706	-233
June	716	-51
July	2,192	1,514
August	2,451	2,176
September	3,514	2,915
October	4,534	3,627
November	5,265	5,763
December	6,346	6,609
January	7,483	
February	8,884	
March	9,265	
April	10,525	
May	12,075	
June	12,076	

QUALITY

	Quantity	Base Number	Contract	AT	Region	England
% of FP17s for the same patient ID Re-attending within 3 months - Children	73	831	8.8%	11.8%	12.3%	11.8%
% of FP17s for the same patient ID Re-attending within 3 months - Adults	585	3,149	18.6%	16.6%	15.8%	15.6%
% of FP17s for the same patient ID Re-attending between 3 & 9 months - Children	519	831	62.5%	58.0%	60.1%	58.8%
% of FP17s for the same patient ID Re-attending between 3 & 9 months - Adults	1,743	3,149	55.4%	52.0%	53.3%	51.0%
% of FP17s for Band 1 Urgent Courses	102	3,093	3.3%	9.7%	9.0%	9.0%
% of FP17s Relating to Free Repair or Replacements	36	3,093	1.2%	1.1%	1.0%	0.8%
% of FP17s Relating to Continuations	14	3,093	0.5%	1.1%	1.0%	0.9%
% of Patients satisfied with the dentistry they have received	8	8	N/A	94.2%	93.8%	93.2%
% of Patients satisfied with the time they had to wait for an appointment	8	8	N/A	92.4%	89.4%	88.3%

* This is based on patients treated on this contract for their most recent course of treatment. Figures in italics indicate the base number of FP17s or Patient Questionnaire responses are less than 100. N/A is shown where the base number of responses is less than 10 during the period. % is calculated as Quantity/Base number*100

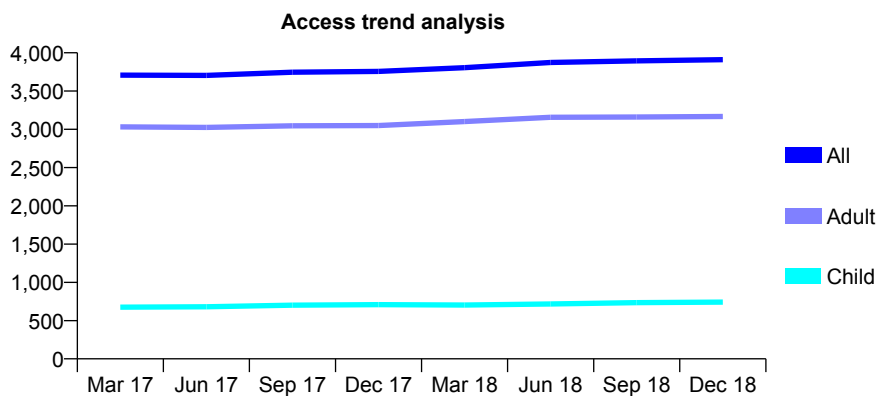
Q44 - Vital Signs At a Glance Contract Report for 245089/0001 - December 2018

Name or company name	MR TJ GREENE
Contract type name	GDS Contract
Purpose of contract	General
Contract start date	01/04/2006
Contract end date	

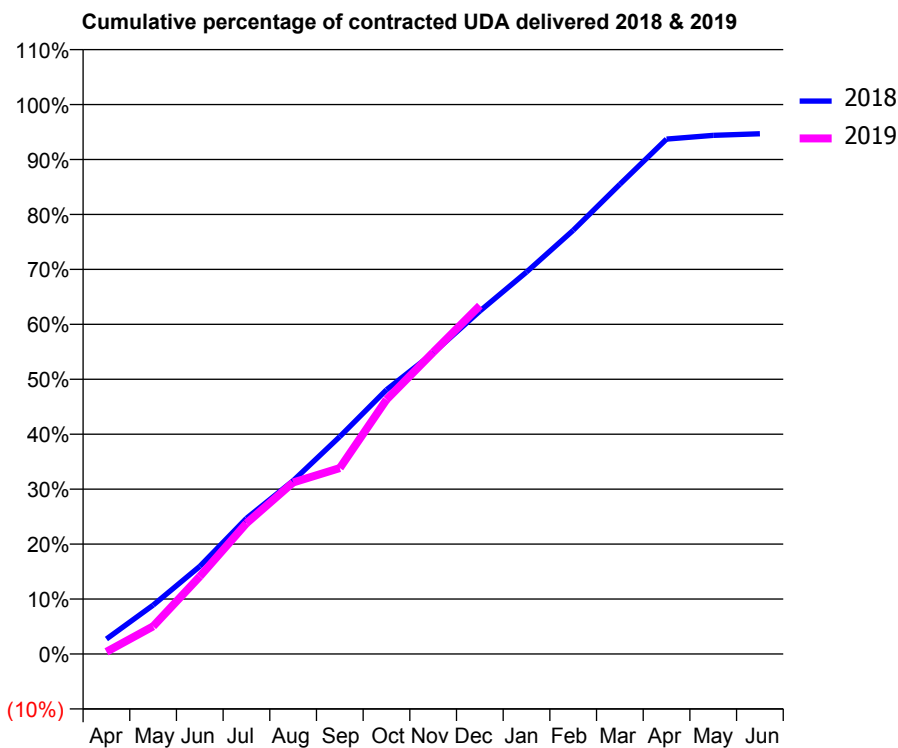
18/19 Contracted general activity (UDA)	9,712
Carry forward general activity (UDA)	0
18/19 Contracted orthodontic activity (UOA)	0
Carry forward orthodontic activity (UOA)	0
Baseline contract value	£223,871.12

ACCESS*

Patients seen in 24 months	Total	Change since previous quarter
Quarter ending December 2017	3,757	
Quarter ending March 2018	3,806	→
Quarter ending June 2018	3,874	→
Quarter ending September 2018	3,894	→
Quarter ending December 2018	3,910	→
Variance since December 2017	4.1%	↑



ACTIVITY



Month	Adjusted Scheduled Activity (UDA)	
	2018	2019
April	264	38
May	864	488
June	1,550	1,370
July	2,397	2,312
August	3,063	3,032
September	3,843	3,286
October	4,670	4,496
November	5,322	5,333
December	6,060	6,157
January	6,750	
February	7,488	
March	8,301	
April	9,100	
May	9,166	
June	9,196	

QUALITY

	Quantity	Base Number	Contract	AT	Region	England
% of FP17s for the same patient ID Re-attending within 3 months - Children	54	910	5.9%	11.8%	12.3%	11.8%
% of FP17s for the same patient ID Re-attending within 3 months - Adults	360	3,866	9.3%	16.6%	15.8%	15.6%
% of FP17s for the same patient ID Re-attending between 3 & 9 months - Children	616	910	67.7%	58.0%	60.1%	58.8%
% of FP17s for the same patient ID Re-attending between 3 & 9 months - Adults	2,714	3,866	70.2%	52.0%	53.3%	51.0%
% of FP17s for Band 1 Urgent Courses	94	3,946	2.4%	9.7%	9.0%	9.0%
% of FP17s Relating to Free Repair or Replacements	18	3,946	0.5%	1.1%	1.0%	0.8%
% of FP17s Relating to Continuations	25	3,946	0.6%	1.1%	1.0%	0.9%
% of Patients satisfied with the dentistry they have received	5	5	N/A	94.2%	93.8%	93.2%
% of Patients satisfied with the time they had to wait for an appointment	5	5	N/A	92.4%	89.4%	88.3%

* This is based on patients treated on this contract for their most recent course of treatment. Figures in italics indicate the base number of FP17s or Patient Questionnaire responses are less than 100. N/A is shown where the base number of responses is less than 10 during the period. % is calculated as Quantity/Base number*100

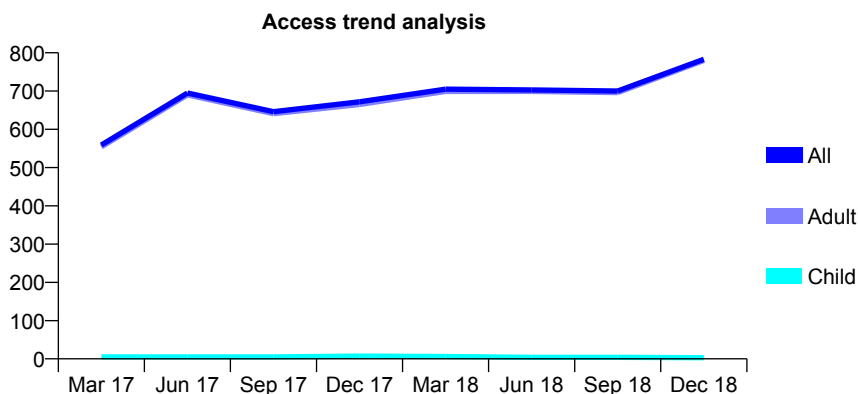
Q44 - Vital Signs At a Glance Contract Report for 258024/0003 - December 2018

Name or company name	MR HD AHOVI
Contract type name	PDS Contract
Purpose of contract	General
Contract start date	01/07/2015
Contract end date	30/11/2019

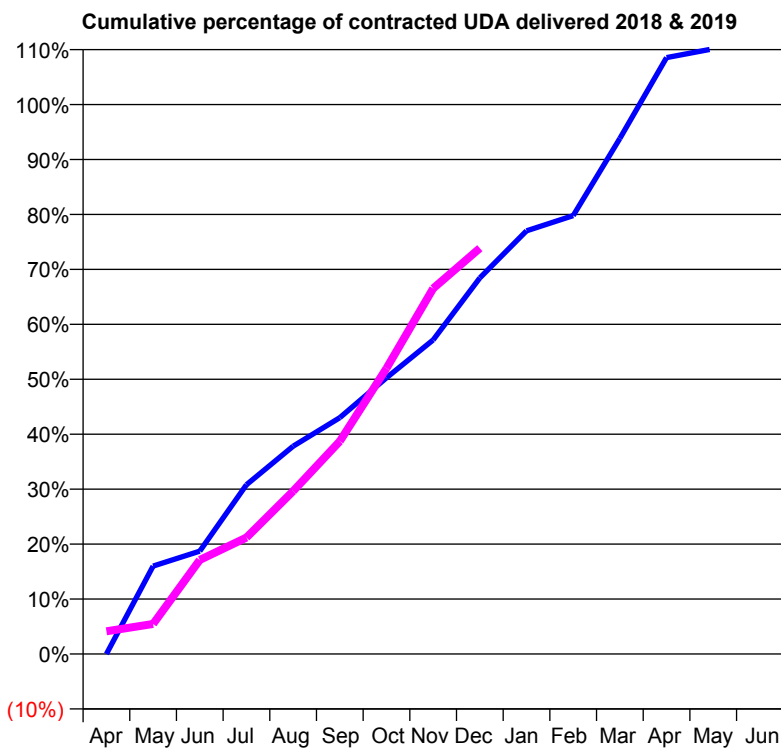
18/19 Contracted general activity (UDA)	2,250
Carry forward general activity (UDA)	0
18/19 Contracted orthodontic activity (UOA)	0
Carry forward orthodontic activity (UOA)	0
Baseline contract value	£124,270.84

ACCESS*

Patients seen in 24 months	Total	Change since previous quarter
Quarter ending December 2017	672	
Quarter ending March 2018	705	↑
Quarter ending June 2018	703	→
Quarter ending September 2018	700	→
Quarter ending December 2018	783	↑
Variance since December 2017	16.5%	↑



ACTIVITY



Month	Adjusted Scheduled Activity (UDA)	
	2018	2019
April	0	93
May	360	123
June	421	385
July	693	477
August	851	667
September	968	871
October	1,131	1,170
November	1,286	1,497
December	1,540	1,662
January	1,733	
February	1,795	
March	2,111	
April	2,442	
May	2,478	
June	2,478	

QUALITY

	Quantity	Base Number	Contract	AT	Region	England
% of FP17s for the same patient ID Re-attending within 3 months - Children	0	5	0.0%	11.8%	12.3%	11.8%
% of FP17s for the same patient ID Re-attending within 3 months - Adults	16	710	2.3%	16.6%	15.8%	15.6%
% of FP17s for the same patient ID Re-attending between 3 & 9 months - Children	0	5	0.0%	58.0%	60.1%	58.8%
% of FP17s for the same patient ID Re-attending between 3 & 9 months - Adults	7	710	1.0%	52.0%	53.3%	51.0%
% of FP17s for Band 1 Urgent Courses	0	586	0.0%	9.7%	9.0%	9.0%
% of FP17s Relating to Free Repair or Replacements	0	586	0.0%	1.1%	1.0%	0.8%
% of FP17s Relating to Continuations	0	586	0.0%	1.1%	1.0%	0.9%
% of Patients satisfied with the dentistry they have received	1	1	N/A	94.2%	93.8%	93.2%
% of Patients satisfied with the time they had to wait for an appointment	1	1	N/A	92.4%	89.4%	88.3%

* This is based on patients treated on this contract for their most recent course of treatment. Figures in italics indicate the base number of FP17s or Patient Questionnaire responses are less than 100. N/A is shown where the base number of responses is less than 10 during the period. % is calculated as Quantity/Base number*100

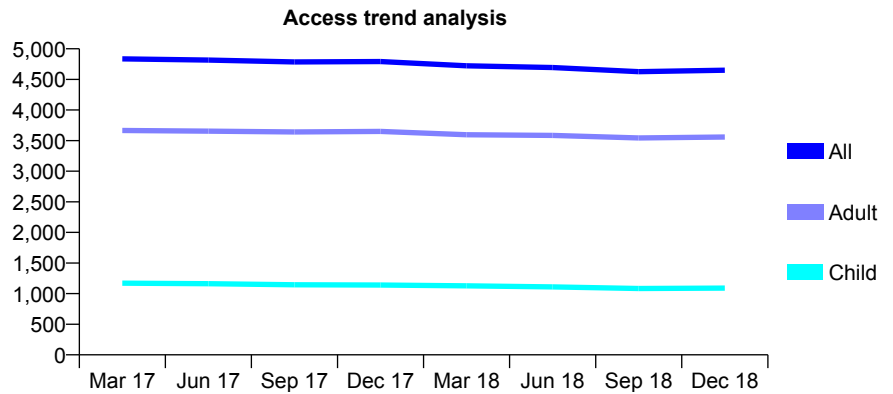
Q44 - Vital Signs At a Glance Contract Report for 299901/0001 - December 2018

Name or company name	MR J SREERAM
Contract type name	GDS Contract
Purpose of contract	General
Contract start date	01/06/2012
Contract end date	

18/19 Contracted general activity (UDA)	17,225
Carry forward general activity (UDA)	161
18/19 Contracted orthodontic activity (UOA)	0
Carry forward orthodontic activity (UOA)	0
Baseline contract value	£450,164.20

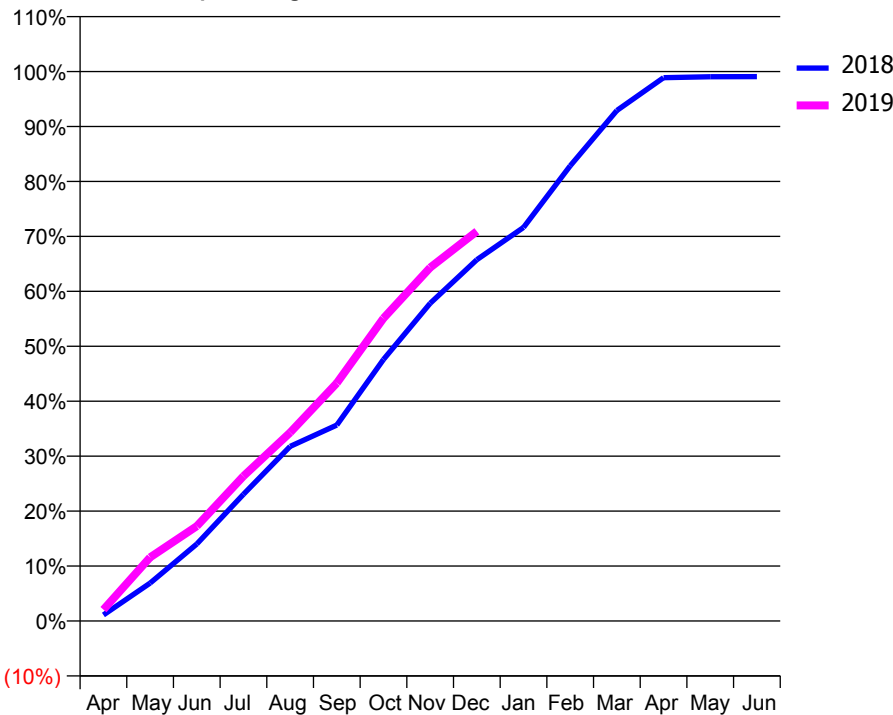
ACCESS*

Patients seen in 24 months	Total	Change since previous quarter
Quarter ending December 2017	4,791	
Quarter ending March 2018	4,723	↓
Quarter ending June 2018	4,694	→
Quarter ending September 2018	4,627	↓
Quarter ending December 2018	4,650	→
Variance since December 2017	(2.9%)	↓



ACTIVITY

Cumulative percentage of contracted UDA delivered 2018 & 2019



Month	Adjusted Scheduled Activity (UDA)	
	2018	2019
April	190	356
May	1,189	1,995
June	2,414	2,975
July	3,971	4,543
August	5,472	5,909
September	6,141	7,459
October	8,200	9,490
November	9,960	11,080
December	11,326	12,218
January	12,336	
February	14,270	
March	16,001	
April	17,030	
May	17,062	
June	17,064	

QUALITY

	Quantity	Base Number	Contract	AT	Region	England
% of FP17s for the same patient ID Re-attending within 3 months - Children	392	1,609	24.4%	11.8%	12.3%	11.8%
% of FP17s for the same patient ID Re-attending within 3 months - Adults	869	4,396	19.8%	16.6%	15.8%	15.6%
% of FP17s for the same patient ID Re-attending between 3 & 9 months - Children	906	1,609	56.3%	58.0%	60.1%	58.8%
% of FP17s for the same patient ID Re-attending between 3 & 9 months - Adults	2,563	4,396	58.3%	52.0%	53.3%	51.0%
% of FP17s for Band 1 Urgent Courses	297	5,674	5.2%	9.7%	9.0%	9.0%
% of FP17s Relating to Free Repair or Replacements	212	5,674	3.7%	1.1%	1.0%	0.8%
% of FP17s Relating to Continuations	115	5,674	2.0%	1.1%	1.0%	0.9%
% of Patients satisfied with the dentistry they have received	2	2	N/A	94.2%	93.8%	93.2%
% of Patients satisfied with the time they had to wait for an appointment	2	2	N/A	92.4%	89.4%	88.3%

* This is based on patients treated on this contract for their most recent course of treatment. Figures in italics indicate the base number of FP17s or Patient Questionnaire responses are less than 100. N/A is shown where the base number of responses is less than 10 during the period. % is calculated as Quantity/Base number*100

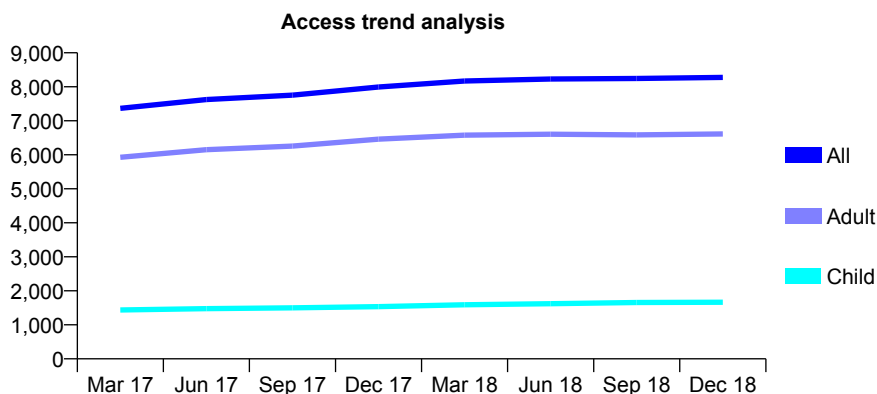
Q44 - Vital Signs At a Glance Contract Report for 308641/0001 - December 2018

Name or company name	MR SJ WRIGHT
Contract type name	Pilot Contract
Purpose of contract	General
Contract start date	01/04/2006
Contract end date	

18/19 Contracted general activity (UDA)	27,138
Carry forward general activity (UDA)	0
18/19 Contracted orthodontic activity (UOA)	0
Carry forward orthodontic activity (UOA)	0
Baseline contract value	£804,752.43

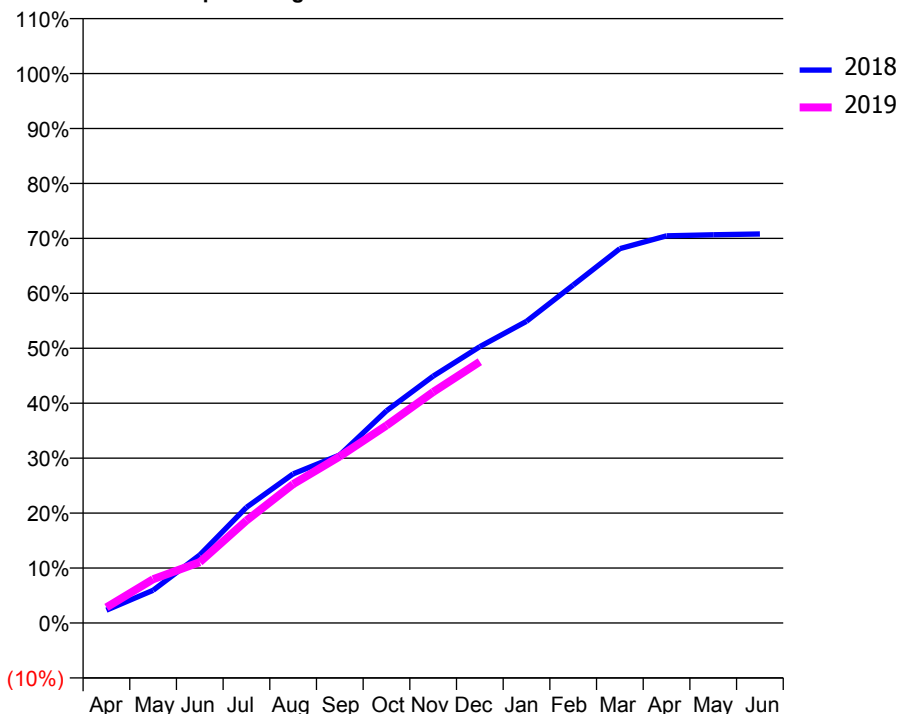
ACCESS*

Patients seen in 24 months	Total	Change since previous quarter
Quarter ending December 2017	7,995	
Quarter ending March 2018	8,169	↑
Quarter ending June 2018	8,230	→
Quarter ending September 2018	8,244	→
Quarter ending December 2018	8,275	→
Variance since December 2017	3.5%	↑



ACTIVITY

Cumulative percentage of contracted UDA delivered 2018 & 2019



Adjusted Scheduled Activity (UDA)

Month	2018	2019
April	636	776
May	1,617	2,164
June	3,362	3,009
July	5,712	5,063
August	7,365	6,862
September	8,302	8,231
October	10,478	9,757
November	12,194	11,410
December	13,647	12,905
January	14,900	
February	16,692	
March	18,489	
April	19,118	
May	19,173	
June	19,212	

QUALITY

	Quantity	Base Number	Contract	AT	Region	England
% of FP17s for the same patient ID Re-attending within 3 months - Children	44	1,297	3.4%	11.8%	12.3%	11.8%
% of FP17s for the same patient ID Re-attending within 3 months - Adults	413	4,606	9.0%	16.6%	15.8%	15.6%
% of FP17s for the same patient ID Re-attending between 3 & 9 months - Children	342	1,297	26.4%	58.0%	60.1%	58.8%
% of FP17s for the same patient ID Re-attending between 3 & 9 months - Adults	1,434	4,606	31.1%	52.0%	53.3%	51.0%
% of FP17s for Band 1 Urgent Courses	521	5,447	9.6%	9.7%	9.0%	9.0%
% of FP17s Relating to Free Repair or Replacements	30	5,447	0.6%	1.1%	1.0%	0.8%
% of FP17s Relating to Continuations	49	5,447	0.9%	1.1%	1.0%	0.9%
% of Patients satisfied with the dentistry they have received	1	1	N/A	94.2%	93.8%	93.2%
% of Patients satisfied with the time they had to wait for an appointment	1	1	N/A	92.4%	89.4%	88.3%

* This is based on patients treated on this contract for their most recent course of treatment. Figures in italics indicate the base number of FP17s or Patient Questionnaire responses are less than 100. N/A is shown where the base number of responses is less than 10 during the period. % is calculated as Quantity/Base number*100

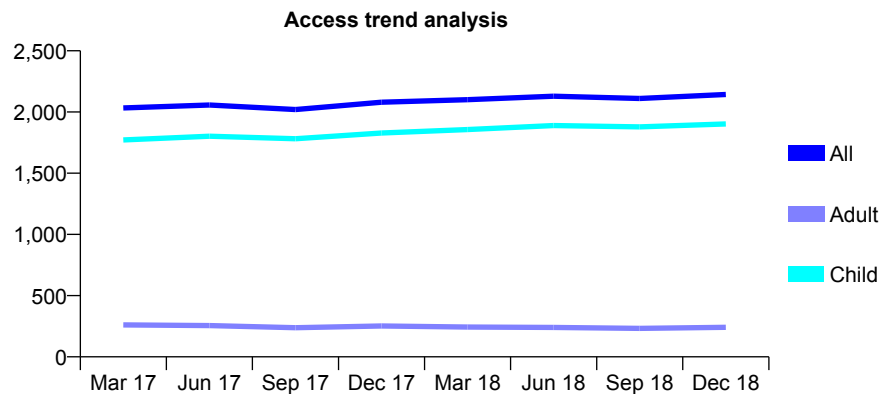
Q44 - Vital Signs At a Glance Contract Report for 318957/0001 - December 2018

Name or company name	MR SD MULCAHY
Contract type name	GDS Contract
Purpose of contract	General
Contract start date	01/04/2006
Contract end date	

18/19 Contracted general activity (UDA)	4,000
Carry forward general activity (UDA)	17
18/19 Contracted orthodontic activity (UOA)	0
Carry forward orthodontic activity (UOA)	0
Baseline contract value	£106,900.39

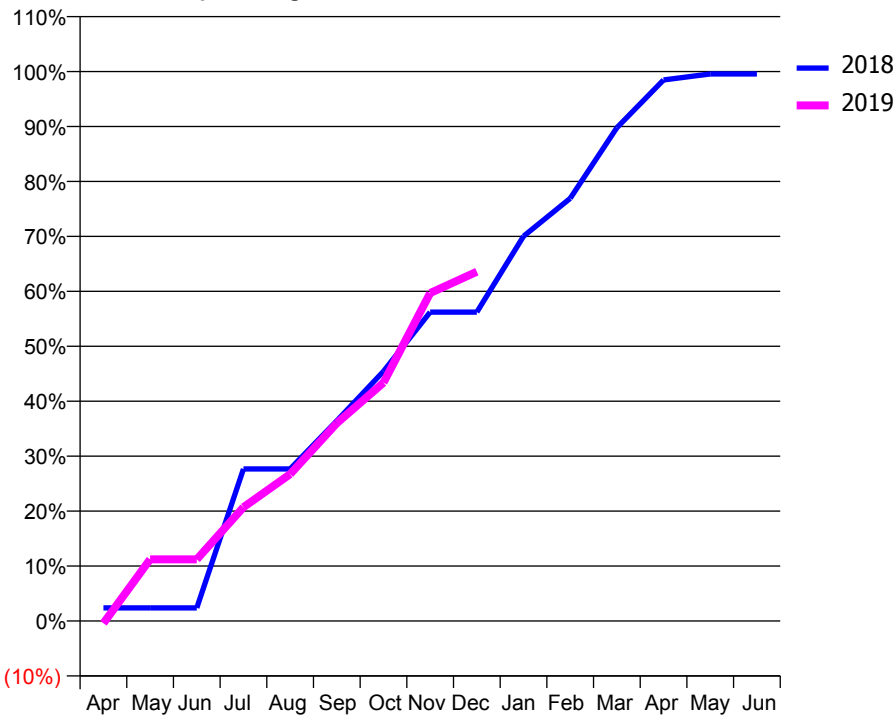
ACCESS*

Patients seen in 24 months	Total	Change since previous quarter
Quarter ending December 2017	2,080	
Quarter ending March 2018	2,101	→
Quarter ending June 2018	2,129	→
Quarter ending September 2018	2,111	→
Quarter ending December 2018	2,143	→
Variance since December 2017	3.0%	↑



ACTIVITY

Cumulative percentage of contracted UDA delivered 2018 & 2019



Month	Adjusted Scheduled Activity (UDA)	
	2018	2019
April	95	-17
May	95	449
June	95	449
July	1,107	828
August	1,107	1,069
September	1,457	1,440
October	1,818	1,735
November	2,248	2,388
December	2,248	2,543
January	2,801	
February	3,076	
March	3,591	
April	3,939	
May	3,982	
June	3,982	

QUALITY

	Quantity	Base Number	Contract	AT	Region	England
% of FP17s for the same patient ID Re-attending within 3 months - Children	123	2,177	5.6%	11.8%	12.3%	11.8%
% of FP17s for the same patient ID Re-attending within 3 months - Adults	3	64	4.7%	16.6%	15.8%	15.6%
% of FP17s for the same patient ID Re-attending between 3 & 9 months - Children	1,253	2,177	57.6%	58.0%	60.1%	58.8%
% of FP17s for the same patient ID Re-attending between 3 & 9 months - Adults	39	64	60.9%	52.0%	53.3%	51.0%
% of FP17s for Band 1 Urgent Courses	85	1,948	4.4%	9.7%	9.0%	9.0%
% of FP17s Relating to Free Repair or Replacements	0	1,948	0.0%	1.1%	1.0%	0.8%
% of FP17s Relating to Continuations	14	1,948	0.7%	1.1%	1.0%	0.9%
% of Patients satisfied with the dentistry they have received	4	4	N/A	94.2%	93.8%	93.2%
% of Patients satisfied with the time they had to wait for an appointment	4	4	N/A	92.4%	89.4%	88.3%

* This is based on patients treated on this contract for their most recent course of treatment. Figures in italics indicate the base number of FP17s or Patient Questionnaire responses are less than 100. N/A is shown where the base number of responses is less than 10 during the period. % is calculated as Quantity/Base number*100

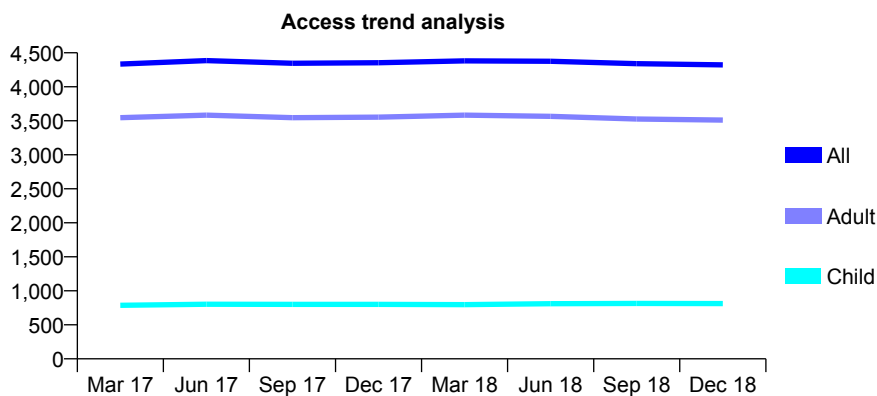
Q44 - Vital Signs At a Glance Contract Report for 321486/0001 - December 2018

Name or company name	MR AD MORTON
Contract type name	GDS Contract
Purpose of contract	General
Contract start date	01/04/2006
Contract end date	

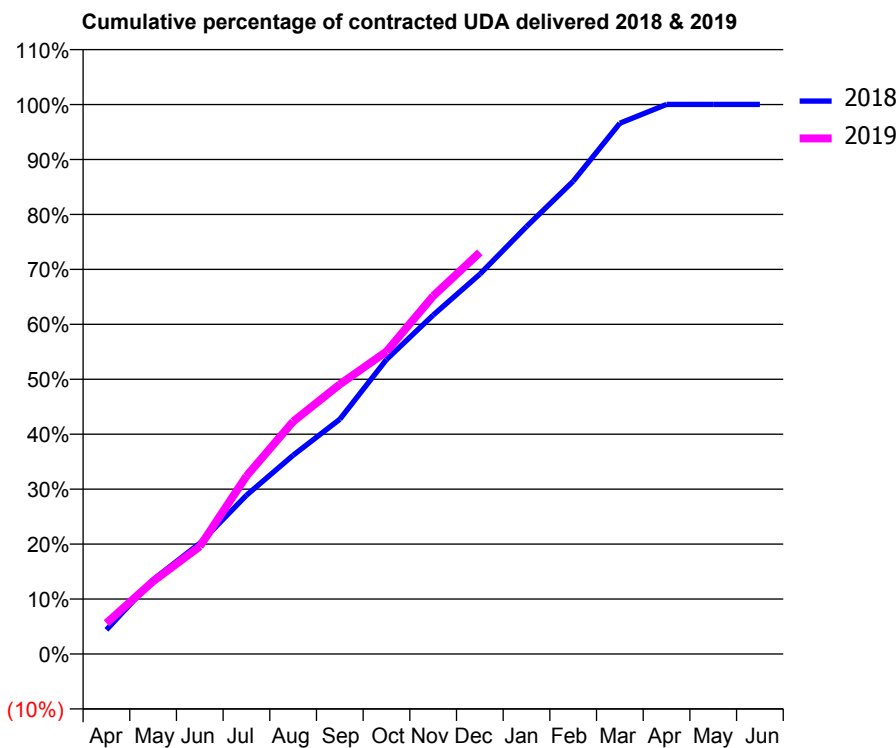
18/19 Contracted general activity (UDA)	12,706
Carry forward general activity (UDA)	0
18/19 Contracted orthodontic activity (UOA)	0
Carry forward orthodontic activity (UOA)	0
Baseline contract value	£354,639.65

ACCESS*

Patients seen in 24 months	Total	Change since previous quarter
Quarter ending December 2017	4,354	
Quarter ending March 2018	4,382	→
Quarter ending June 2018	4,376	→
Quarter ending September 2018	4,341	→
Quarter ending December 2018	4,323	→
Variance since December 2017	(0.7%)	→



ACTIVITY



Month	Adjusted Scheduled Activity (UDA)	
	2018	2019
April	560	714
May	1,722	1,683
June	2,567	2,488
July	3,677	4,113
August	4,605	5,376
September	5,438	6,235
October	6,822	6,993
November	7,850	8,276
December	8,800	9,284
January	9,902	
February	10,953	
March	12,297	
April	12,730	
May	12,730	
June	12,730	

QUALITY

	Quantity	Base Number	Contract	AT	Region	England
% of FP17s for the same patient ID Re-attending within 3 months - Children	46	949	4.8%	11.8%	12.3%	11.8%
% of FP17s for the same patient ID Re-attending within 3 months - Adults	534	3,707	14.4%	16.6%	15.8%	15.6%
% of FP17s for the same patient ID Re-attending between 3 & 9 months - Children	681	949	71.8%	58.0%	60.1%	58.8%
% of FP17s for the same patient ID Re-attending between 3 & 9 months - Adults	1,947	3,707	52.5%	52.0%	53.3%	51.0%
% of FP17s for Band 1 Urgent Courses	287	4,488	6.4%	9.7%	9.0%	9.0%
% of FP17s Relating to Free Repair or Replacements	100	4,488	2.2%	1.1%	1.0%	0.8%
% of FP17s Relating to Continuations	27	4,488	0.6%	1.1%	1.0%	0.9%
% of Patients satisfied with the dentistry they have received	3	3	N/A	94.2%	93.8%	93.2%
% of Patients satisfied with the time they had to wait for an appointment	3	3	N/A	92.4%	89.4%	88.3%

* This is based on patients treated on this contract for their most recent course of treatment. Figures in italics indicate the base number of FP17s or Patient Questionnaire responses are less than 100. N/A is shown where the base number of responses is less than 10 during the period. % is calculated as Quantity/Base number*100

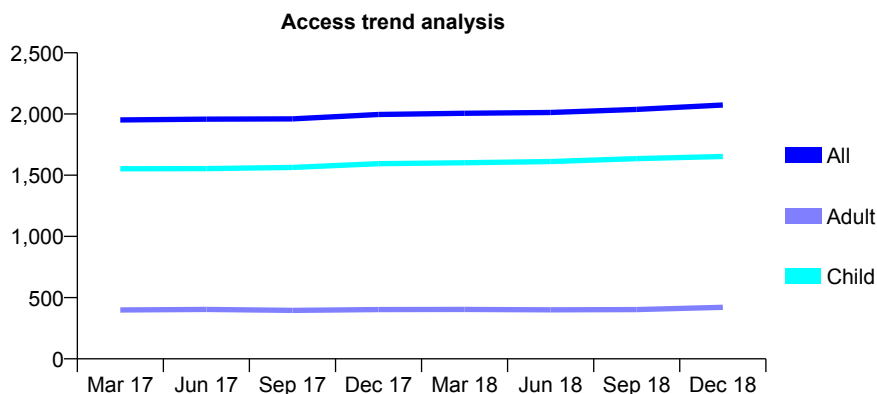
Q44 - Vital Signs At a Glance Contract Report for 327123/0002 - December 2018

Name or company name	MRS JM COOPER
Contract type name	GDS Contract
Purpose of contract	General
Contract start date	01/04/2007
Contract end date	

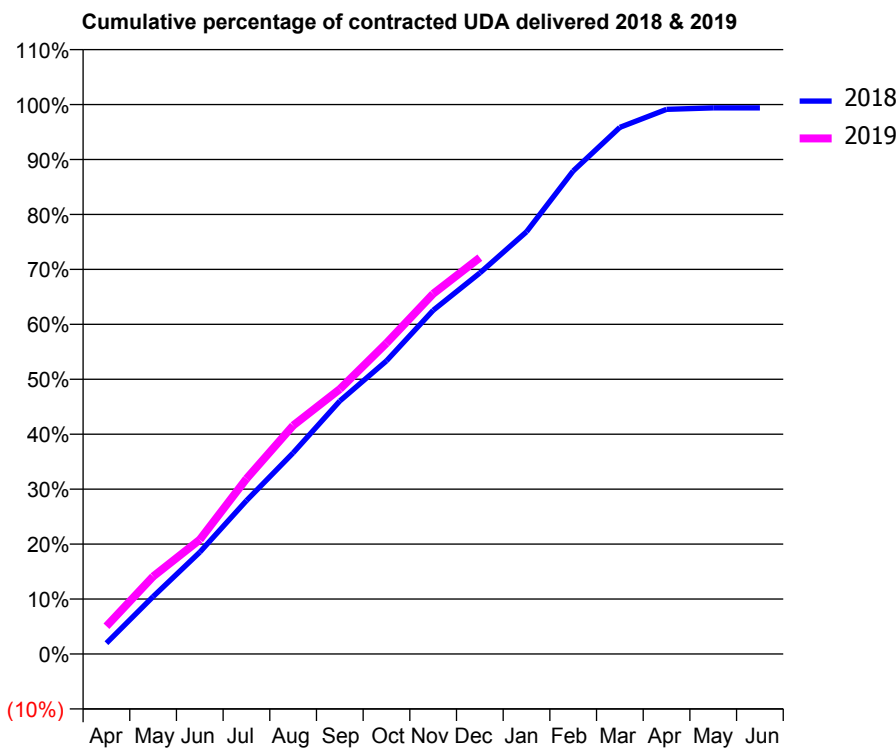
18/19 Contracted general activity (UDA)	4,180
Carry forward general activity (UDA)	25
18/19 Contracted orthodontic activity (UOA)	0
Carry forward orthodontic activity (UOA)	0
Baseline contract value	£95,370.13

ACCESS*

Patients seen in 24 months	Total	Change since previous quarter
Quarter ending December 2017	1,996	
Quarter ending March 2018	2,006	→
Quarter ending June 2018	2,012	→
Quarter ending September 2018	2,038	→
Quarter ending December 2018	2,074	→
Variance since December 2017	3.9%	↑



ACTIVITY



Month	Adjusted Scheduled Activity (UDA)	
	2018	2019
April	83	211
May	437	590
June	774	870
July	1,167	1,334
August	1,530	1,738
September	1,925	2,015
October	2,230	2,365
November	2,615	2,740
December	2,898	3,015
January	3,212	
February	3,675	
March	4,006	
April	4,143	
May	4,155	
June	4,155	

QUALITY

	Quantity	Base Number	Contract	AT	Region	England
% of FP17s for the same patient ID Re-attending within 3 months - Children	230	2,301	10.0%	11.8%	12.3%	11.8%
% of FP17s for the same patient ID Re-attending within 3 months - Adults	39	270	14.4%	16.6%	15.8%	15.6%
% of FP17s for the same patient ID Re-attending between 3 & 9 months - Children	1,633	2,301	71.0%	58.0%	60.1%	58.8%
% of FP17s for the same patient ID Re-attending between 3 & 9 months - Adults	156	270	57.8%	52.0%	53.3%	51.0%
% of FP17s for Band 1 Urgent Courses	80	2,449	3.3%	9.7%	9.0%	9.0%
% of FP17s Relating to Free Repair or Replacements	1	2,449	0.0%	1.1%	1.0%	0.8%
% of FP17s Relating to Continuations	0	2,449	0.0%	1.1%	1.0%	0.9%
% of Patients satisfied with the dentistry they have received	0	0	N/A	94.2%	93.8%	93.2%
% of Patients satisfied with the time they had to wait for an appointment	0	0	N/A	92.4%	89.4%	88.3%

* This is based on patients treated on this contract for their most recent course of treatment. Figures in italics indicate the base number of FP17s or Patient Questionnaire responses are less than 100. N/A is shown where the base number of responses is less than 10 during the period. % is calculated as Quantity/Base number*100

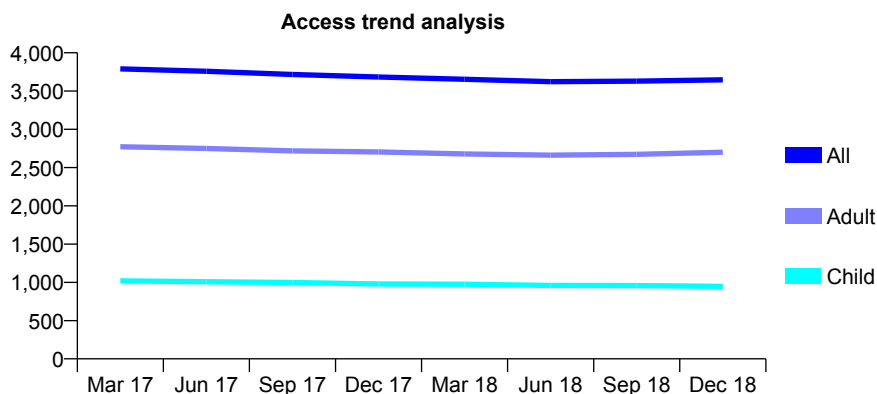
Q44 - Vital Signs At a Glance Contract Report for 329150/0002 - December 2018

Name or company name	MR DJ GIDMAN
Contract type name	GDS Contract
Purpose of contract	General
Contract start date	01/04/2006
Contract end date	

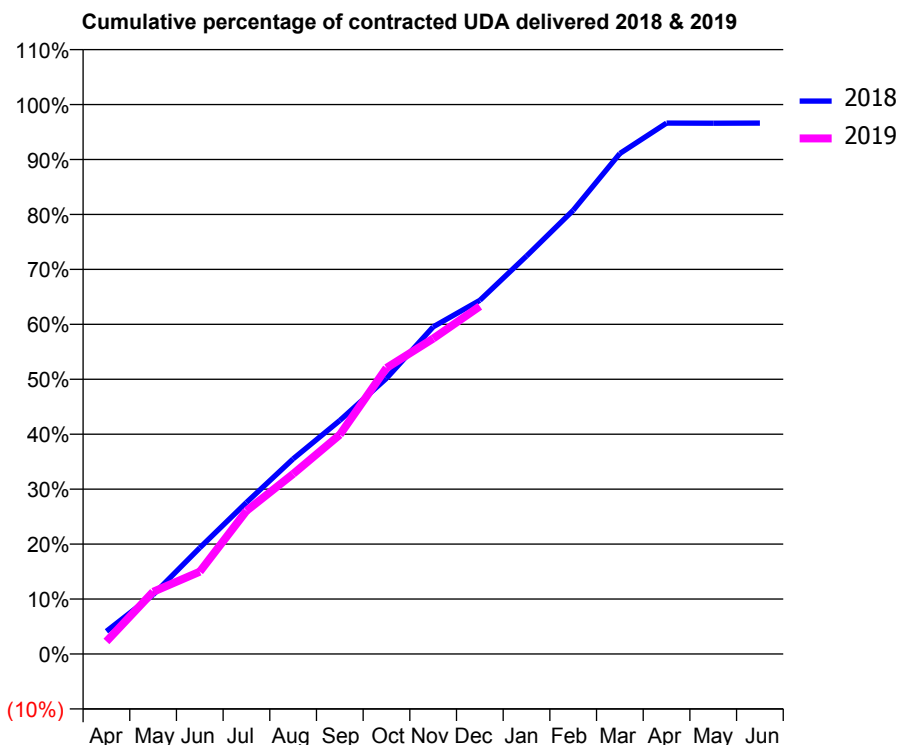
18/19 Contracted general activity (UDA)	9,301
Carry forward general activity (UDA)	314
18/19 Contracted orthodontic activity (UOA)	0
Carry forward orthodontic activity (UOA)	0
Baseline contract value	£286,574.14

ACCESS*

Patients seen in 24 months	Total	Change since previous quarter
Quarter ending December 2017	3,683	
Quarter ending March 2018	3,654	→
Quarter ending June 2018	3,622	→
Quarter ending September 2018	3,630	→
Quarter ending December 2018	3,647	→
Variance since December 2017	(1.0%)	→



ACTIVITY



Month	Adjusted Scheduled Activity (UDA)	
	2018	2019
April	385	212
May	1,003	1,052
June	1,797	1,394
July	2,565	2,423
August	3,304	3,049
September	3,953	3,713
October	4,668	4,842
November	5,538	5,340
December	5,987	5,886
January	6,736	
February	7,510	
March	8,473	
April	8,986	
May	8,984	
June	8,987	

QUALITY

	Quantity	Base Number	Contract	AT	Region	England
% of FP17s for the same patient ID Re-attending within 3 months - Children	70	1,058	6.6%	11.8%	12.3%	11.8%
% of FP17s for the same patient ID Re-attending within 3 months - Adults	344	2,679	12.8%	16.6%	15.8%	15.6%
% of FP17s for the same patient ID Re-attending between 3 & 9 months - Children	561	1,058	53.0%	58.0%	60.1%	58.8%
% of FP17s for the same patient ID Re-attending between 3 & 9 months - Adults	1,321	2,679	49.3%	52.0%	53.3%	51.0%
% of FP17s for Band 1 Urgent Courses	127	3,368	3.8%	9.7%	9.0%	9.0%
% of FP17s Relating to Free Repair or Replacements	40	3,368	1.2%	1.1%	1.0%	0.8%
% of FP17s Relating to Continuations	70	3,368	2.1%	1.1%	1.0%	0.9%
% of Patients satisfied with the dentistry they have received	2	2	N/A	94.2%	93.8%	93.2%
% of Patients satisfied with the time they had to wait for an appointment	2	2	N/A	92.4%	89.4%	88.3%

* This is based on patients treated on this contract for their most recent course of treatment. Figures in italics indicate the base number of FP17s or Patient Questionnaire responses are less than 100. N/A is shown where the base number of responses is less than 10 during the period. % is calculated as Quantity/Base number*100

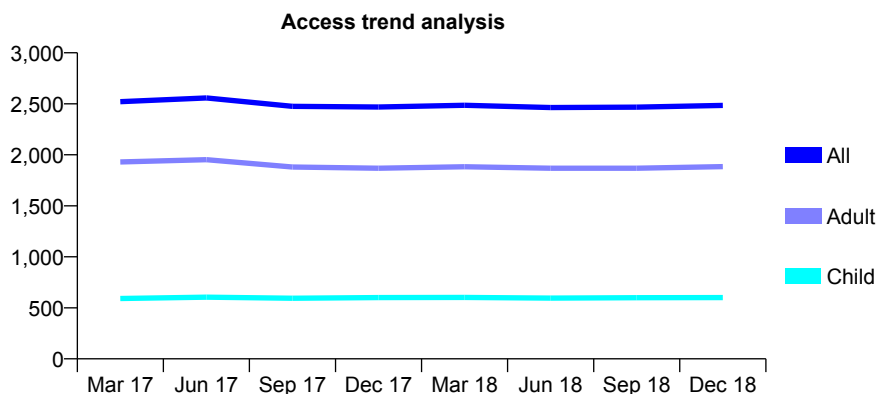
Q44 - Vital Signs At a Glance Contract Report for 340375/0001 - December 2018

Name or company name	MRS C SHARP
Contract type name	GDS Contract
Purpose of contract	General
Contract start date	20/10/2010
Contract end date	

18/19 Contracted general activity (UDA)	7,085
Carry forward general activity (UDA)	253
18/19 Contracted orthodontic activity (UOA)	0
Carry forward orthodontic activity (UOA)	0
Baseline contract value	£197,178.23

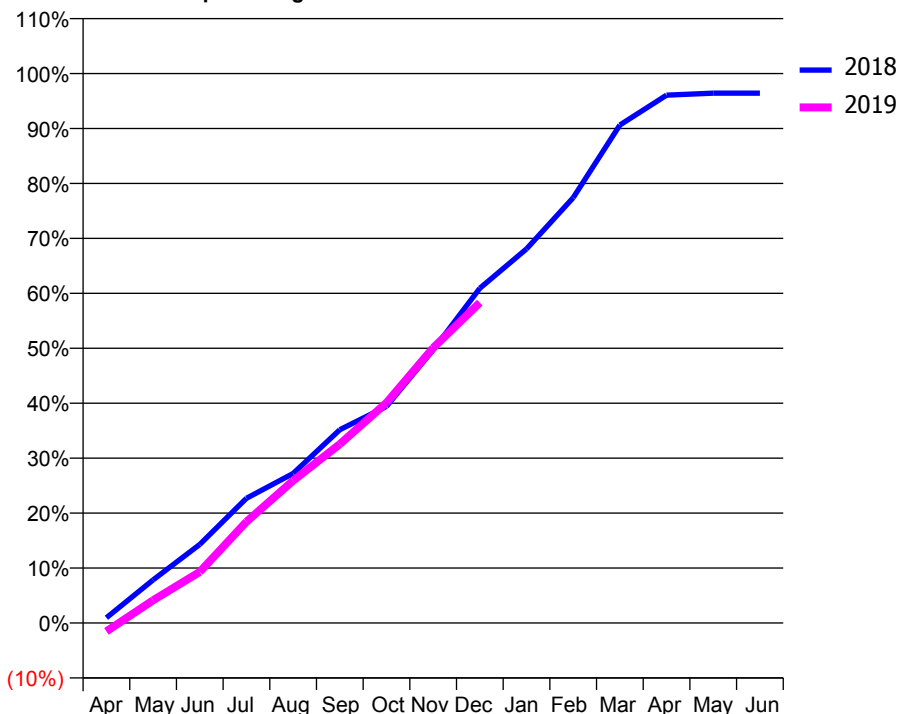
ACCESS*

Patients seen in 24 months	Total	Change since previous quarter
Quarter ending December 2017	2,469	
Quarter ending March 2018	2,485	→
Quarter ending June 2018	2,464	→
Quarter ending September 2018	2,467	→
Quarter ending December 2018	2,484	→
Variance since December 2017	0.6%	→



ACTIVITY

Cumulative percentage of contracted UDA delivered 2018 & 2019



Adjusted Scheduled Activity (UDA)

Month	2018	2019
April	68	-109
May	557	294
June	1,013	660
July	1,609	1,307
August	1,928	1,835
September	2,492	2,307
October	2,794	2,839
November	3,521	3,548
December	4,316	4,131
January	4,824	
February	5,483	
March	6,421	
April	6,807	
May	6,832	
June	6,832	

QUALITY

	Quantity	Base Number	Contract	AT	Region	England
% of FP17s for the same patient ID Re-attending within 3 months - Children	53	556	9.5%	11.8%	12.3%	11.8%
% of FP17s for the same patient ID Re-attending within 3 months - Adults	226	1,547	14.6%	16.6%	15.8%	15.6%
% of FP17s for the same patient ID Re-attending between 3 & 9 months - Children	274	556	49.3%	58.0%	60.1%	58.8%
% of FP17s for the same patient ID Re-attending between 3 & 9 months - Adults	537	1,547	34.7%	52.0%	53.3%	51.0%
% of FP17s for Band 1 Urgent Courses	296	1,986	14.9%	9.7%	9.0%	9.0%
% of FP17s Relating to Free Repair or Replacements	14	1,986	0.7%	1.1%	1.0%	0.8%
% of FP17s Relating to Continuations	29	1,986	1.5%	1.1%	1.0%	0.9%
% of Patients satisfied with the dentistry they have received	3	3	N/A	94.2%	93.8%	93.2%
% of Patients satisfied with the time they had to wait for an appointment	3	3	N/A	92.4%	89.4%	88.3%

* This is based on patients treated on this contract for their most recent course of treatment. Figures in italics indicate the base number of FP17s or Patient Questionnaire responses are less than 100. N/A is shown where the base number of responses is less than 10 during the period. % is calculated as Quantity/Base number*100

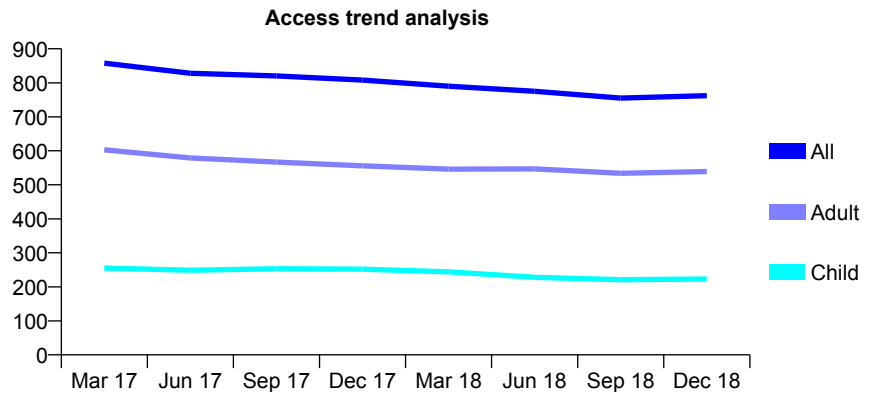
Q44 - Vital Signs At a Glance Contract Report for 340642/0001 - December 2018

Name or company name	MR M BADELI
Contract type name	PDS Contract
Purpose of contract	General
Contract start date	01/04/2006
Contract end date	31/03/2020

18/19 Contracted general activity (UDA)	4,500
Carry forward general activity (UDA)	0
18/19 Contracted orthodontic activity (UOA)	0
Carry forward orthodontic activity (UOA)	0
Baseline contract value	£109,918.15

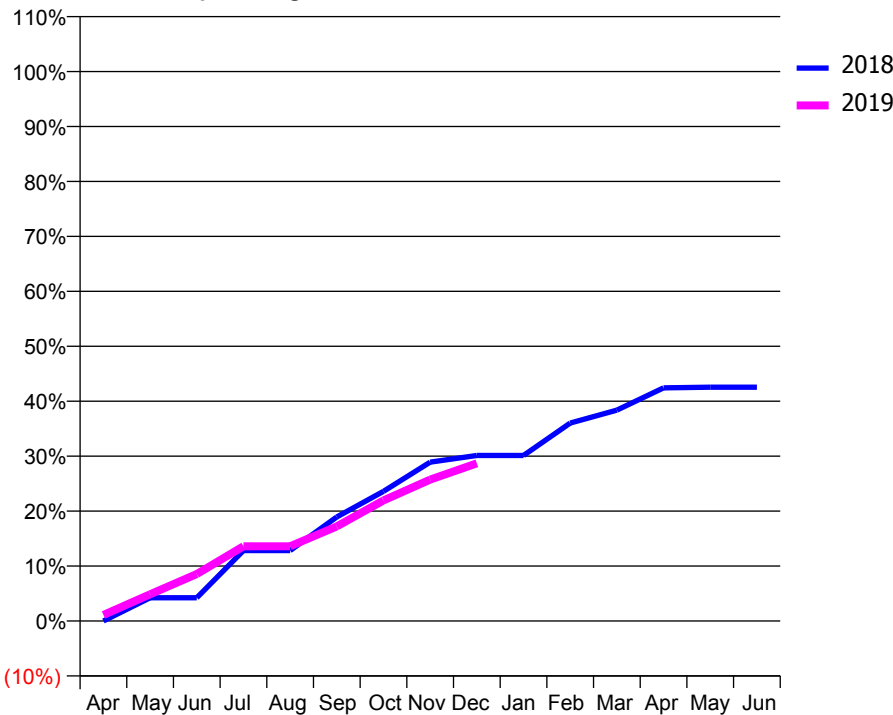
ACCESS*

Patients seen in 24 months	Total	Change since previous quarter
Quarter ending December 2017	808	
Quarter ending March 2018	790	↓
Quarter ending June 2018	775	↓
Quarter ending September 2018	755	↓
Quarter ending December 2018	762	→
Variance since December 2017	(5.7%)	↓



ACTIVITY

Cumulative percentage of contracted UDA delivered 2018 & 2019



Month	Adjusted Scheduled Activity (UDA)	
	2018	2019
April	0	50
May	191	219
June	191	385
July	577	613
August	577	613
September	852	775
October	1,062	988
November	1,301	1,159
December	1,356	1,292
January	1,356	
February	1,621	
March	1,727	
April	1,909	
May	1,915	
June	1,915	

QUALITY

	Quantity	Base Number	Contract	AT	Region	England
% of FP17s for the same patient ID Re-attending within 3 months - Children	17	198	8.6%	11.8%	12.3%	11.8%
% of FP17s for the same patient ID Re-attending within 3 months - Adults	72	476	15.1%	16.6%	15.8%	15.6%
% of FP17s for the same patient ID Re-attending between 3 & 9 months - Children	64	198	32.3%	58.0%	60.1%	58.8%
% of FP17s for the same patient ID Re-attending between 3 & 9 months - Adults	154	476	32.4%	52.0%	53.3%	51.0%
% of FP17s for Band 1 Urgent Courses	78	606	12.9%	9.7%	9.0%	9.0%
% of FP17s Relating to Free Repair or Replacements	1	606	0.2%	1.1%	1.0%	0.8%
% of FP17s Relating to Continuations	2	606	0.3%	1.1%	1.0%	0.9%
% of Patients satisfied with the dentistry they have received	0	0	N/A	94.2%	93.8%	93.2%
% of Patients satisfied with the time they had to wait for an appointment	0	0	N/A	92.4%	89.4%	88.3%

* This is based on patients treated on this contract for their most recent course of treatment. Figures in italics indicate the base number of FP17s or Patient Questionnaire responses are less than 100. N/A is shown where the base number of responses is less than 10 during the period. % is calculated as Quantity/Base number*100

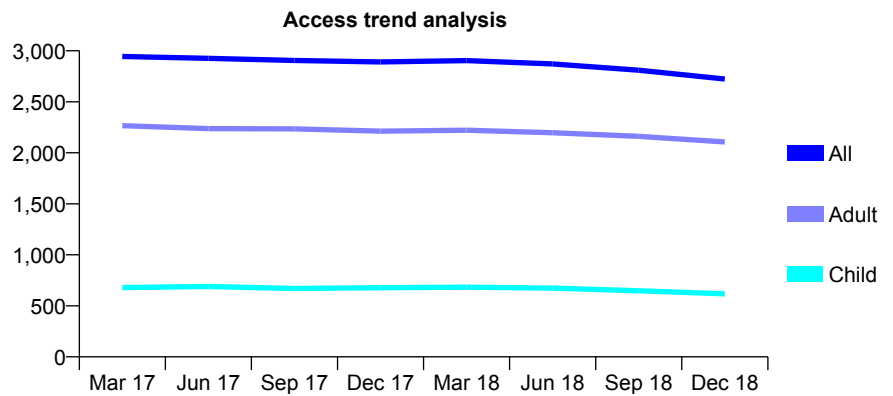
Q44 - Vital Signs At a Glance Contract Report for 398756/0001 - December 2018

Name or company name	The Woodlands Dental Practice
Contract type name	GDS Contract
Purpose of contract	General
Contract start date	01/04/2011
Contract end date	

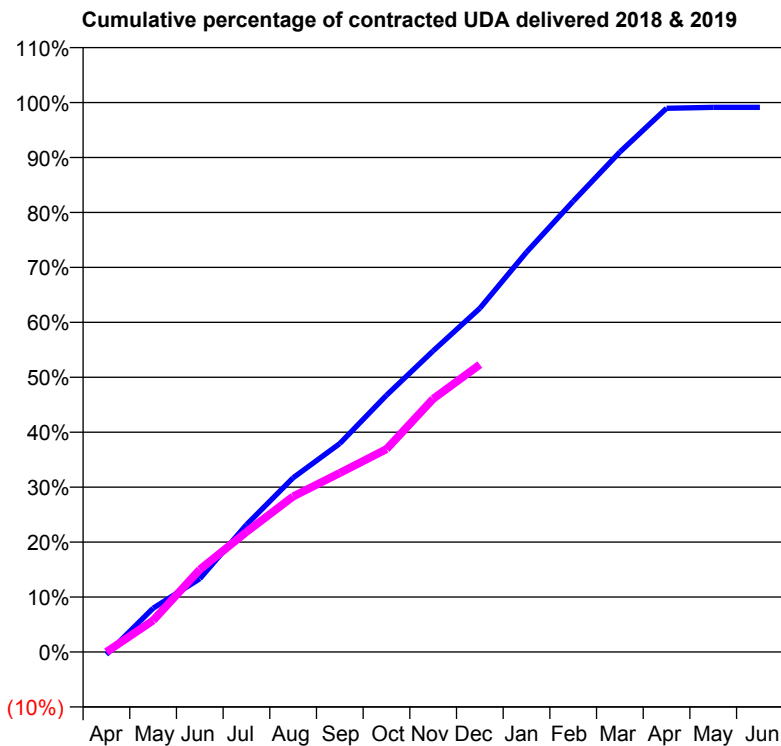
18/19 Contracted general activity (UDA)	9,318
Carry forward general activity (UDA)	0
18/19 Contracted orthodontic activity (UOA)	0
Carry forward orthodontic activity (UOA)	0
Baseline contract value	£236,424.08

ACCESS*

Patients seen in 24 months	Total	Change since previous quarter
Quarter ending December 2017	2,891	
Quarter ending March 2018	2,904	→
Quarter ending June 2018	2,871	↓
Quarter ending September 2018	2,810	↓
Quarter ending December 2018	2,723	↓
Variance since December 2017	(5.8%)	↓



ACTIVITY



Month	Adjusted Scheduled Activity (UDA)	
	2018	2019
April	-44	0
May	744	535
June	1,242	1,399
July	2,159	2,036
August	2,954	2,639
September	3,536	3,036
October	4,354	3,441
November	5,107	4,292
December	5,828	4,874
January	6,781	
February	7,644	
March	8,479	
April	9,220	
May	9,235	
June	9,235	

QUALITY

	Quantity	Base Number	Contract	AT	Region	England
% of FP17s for the same patient ID Re-attending within 3 months - Children	49	723	6.8%	11.8%	12.3%	11.8%
% of FP17s for the same patient ID Re-attending within 3 months - Adults	279	2,408	11.6%	16.6%	15.8%	15.6%
% of FP17s for the same patient ID Re-attending between 3 & 9 months - Children	521	723	72.1%	58.0%	60.1%	58.8%
% of FP17s for the same patient ID Re-attending between 3 & 9 months - Adults	1,716	2,408	71.3%	52.0%	53.3%	51.0%
% of FP17s for Band 1 Urgent Courses	123	2,788	4.4%	9.7%	9.0%	9.0%
% of FP17s Relating to Free Repair or Replacements	32	2,788	1.1%	1.1%	1.0%	0.8%
% of FP17s Relating to Continuations	24	2,788	0.9%	1.1%	1.0%	0.9%
% of Patients satisfied with the dentistry they have received	5	6	N/A	94.2%	93.8%	93.2%
% of Patients satisfied with the time they had to wait for an appointment	6	6	N/A	92.4%	89.4%	88.3%

* This is based on patients treated on this contract for their most recent course of treatment. Figures in italics indicate the base number of FP17s or Patient Questionnaire responses are less than 100. N/A is shown where the base number of responses is less than 10 during the period. % is calculated as Quantity/Base number*100

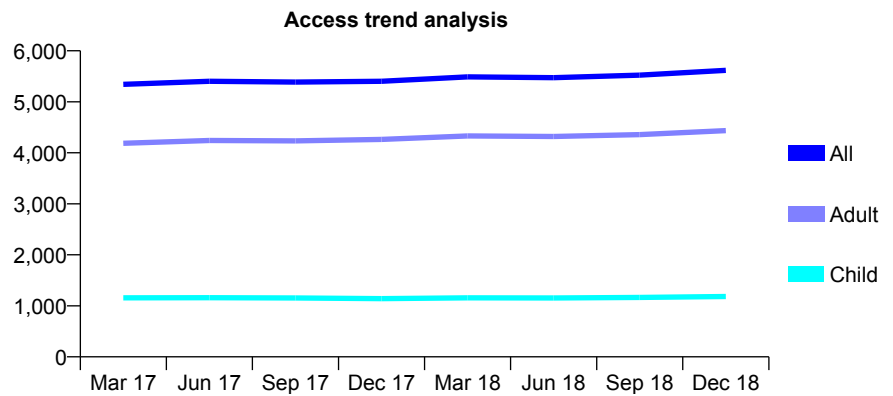
Q44 - Vital Signs At a Glance Contract Report for 566632/0001 - December 2018

Name or company name	Guilden Sutton Dental Practice
Contract type name	GDS Contract
Purpose of contract	General
Contract start date	01/04/2006
Contract end date	

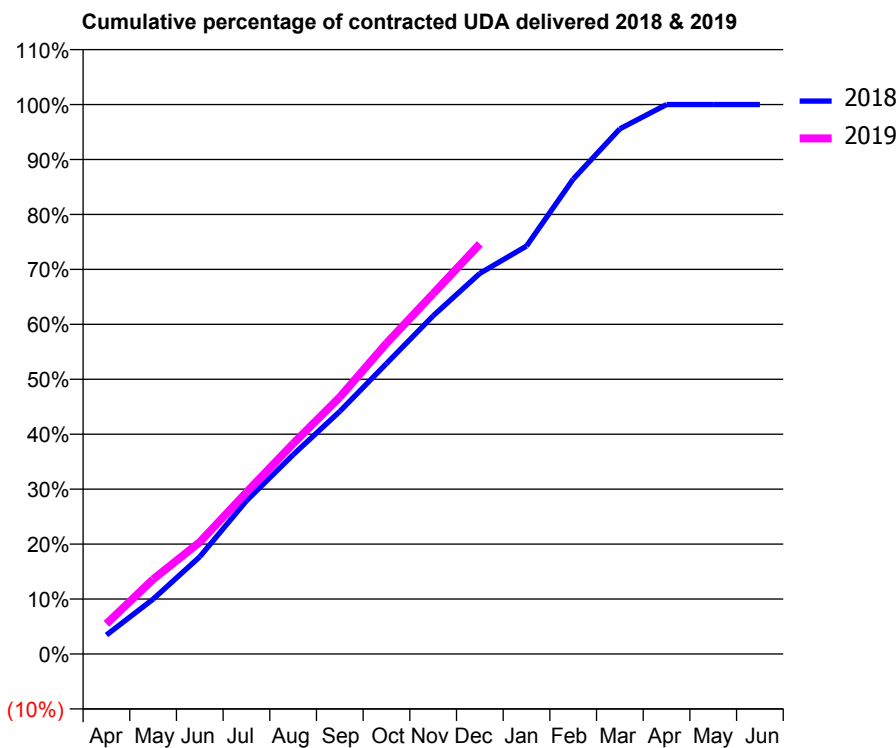
18/19 Contracted general activity (UDA)	15,500
Carry forward general activity (UDA)	0
18/19 Contracted orthodontic activity (UOA)	0
Carry forward orthodontic activity (UOA)	0
Baseline contract value	£397,400.54

ACCESS*

Patients seen in 24 months	Total	Change since previous quarter
Quarter ending December 2017	5,402	
Quarter ending March 2018	5,488	→
Quarter ending June 2018	5,474	→
Quarter ending September 2018	5,522	→
Quarter ending December 2018	5,618	→
Variance since December 2017	4.0%	↑



ACTIVITY



Month	Adjusted Scheduled Activity (UDA)	
	2018	2019
April	542	851
May	1,560	2,107
June	2,766	3,158
July	4,357	4,559
August	5,666	5,932
September	6,896	7,247
October	8,255	8,764
November	9,614	10,166
December	10,820	11,567
January	11,594	
February	13,497	
March	14,926	
April	15,616	
May	15,617	
June	15,619	

QUALITY

	Quantity	Base Number	Contract	AT	Region	England
% of FP17s for the same patient ID Re-attending within 3 months - Children	154	1,529	10.1%	11.8%	12.3%	11.8%
% of FP17s for the same patient ID Re-attending within 3 months - Adults	1,055	5,360	19.7%	16.6%	15.8%	15.6%
% of FP17s for the same patient ID Re-attending between 3 & 9 months - Children	992	1,529	64.9%	58.0%	60.1%	58.8%
% of FP17s for the same patient ID Re-attending between 3 & 9 months - Adults	3,019	5,360	56.3%	52.0%	53.3%	51.0%
% of FP17s for Band 1 Urgent Courses	652	6,537	10.0%	9.7%	9.0%	9.0%
% of FP17s Relating to Free Repair or Replacements	119	6,537	1.8%	1.1%	1.0%	0.8%
% of FP17s Relating to Continuations	60	6,537	0.9%	1.1%	1.0%	0.9%
% of Patients satisfied with the dentistry they have received	3	3	N/A	94.2%	93.8%	93.2%
% of Patients satisfied with the time they had to wait for an appointment	3	3	N/A	92.4%	89.4%	88.3%

* This is based on patients treated on this contract for their most recent course of treatment. Figures in italics indicate the base number of FP17s or Patient Questionnaire responses are less than 100. N/A is shown where the base number of responses is less than 10 during the period. % is calculated as Quantity/Base number*100

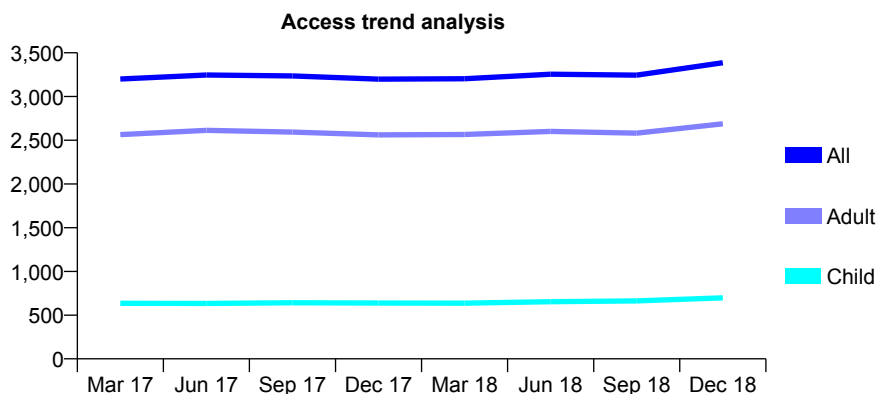
Q44 - Vital Signs At a Glance Contract Report for 569208/0001 - December 2018

Name or company name	Heathfield Dental Practice
Contract type name	GDS Contract
Purpose of contract	General
Contract start date	01/04/2006
Contract end date	

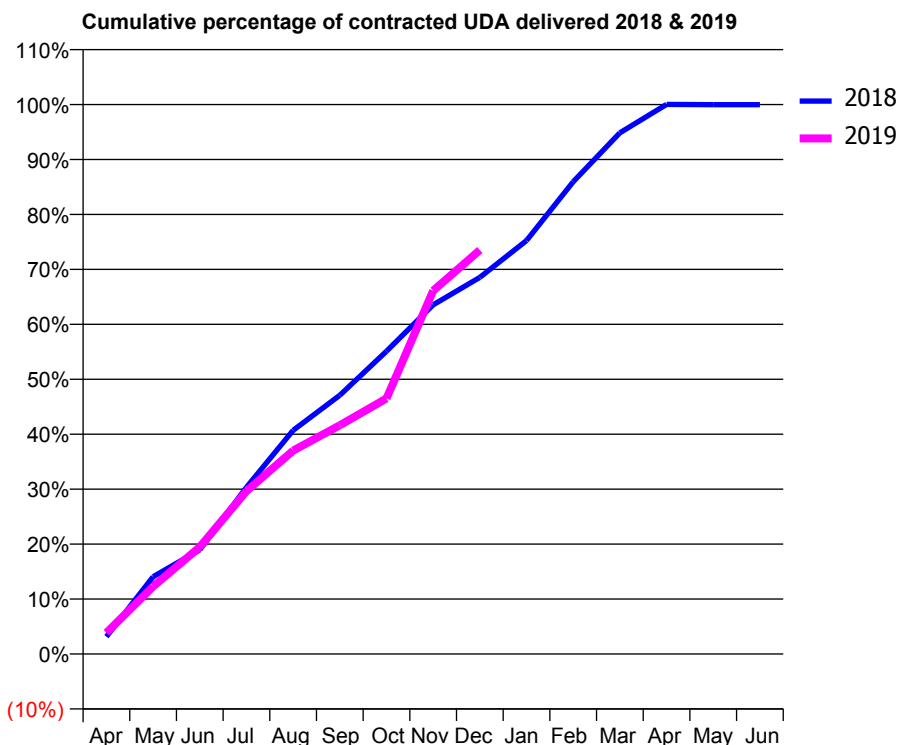
18/19 Contracted general activity (UDA)	8,738
Carry forward general activity (UDA)	2
18/19 Contracted orthodontic activity (UOA)	0
Carry forward orthodontic activity (UOA)	0
Baseline contract value	£243,680.55

ACCESS*

Patients seen in 24 months	Total	Change since previous quarter
Quarter ending December 2017	3,199	
Quarter ending March 2018	3,203	→
Quarter ending June 2018	3,255	→
Quarter ending September 2018	3,244	→
Quarter ending December 2018	3,386	↑
Variance since December 2017	5.8%	↑



ACTIVITY



Month	Adjusted Scheduled Activity (UDA)	
	2018	2019
April	276	337
May	1,228	1,074
June	1,658	1,702
July	2,651	2,590
August	3,558	3,234
September	4,115	3,639
October	4,815	4,064
November	5,552	5,777
December	5,990	6,425
January	6,574	
February	7,510	
March	8,288	
April	8,739	
May	8,736	
June	8,736	

QUALITY

	Quantity	Base Number	Contract	AT	Region	England
% of FP17s for the same patient ID Re-attending within 3 months - Children	49	800	6.1%	11.8%	12.3%	11.8%
% of FP17s for the same patient ID Re-attending within 3 months - Adults	538	3,019	17.8%	16.6%	15.8%	15.6%
% of FP17s for the same patient ID Re-attending between 3 & 9 months - Children	463	800	57.9%	58.0%	60.1%	58.8%
% of FP17s for the same patient ID Re-attending between 3 & 9 months - Adults	1,493	3,019	49.5%	52.0%	53.3%	51.0%
% of FP17s for Band 1 Urgent Courses	440	3,584	12.3%	9.7%	9.0%	9.0%
% of FP17s Relating to Free Repair or Replacements	51	3,584	1.4%	1.1%	1.0%	0.8%
% of FP17s Relating to Continuations	27	3,584	0.8%	1.1%	1.0%	0.9%
% of Patients satisfied with the dentistry they have received	2	2	N/A	94.2%	93.8%	93.2%
% of Patients satisfied with the time they had to wait for an appointment	2	2	N/A	92.4%	89.4%	88.3%

* This is based on patients treated on this contract for their most recent course of treatment. Figures in italics indicate the base number of FP17s or Patient Questionnaire responses are less than 100. N/A is shown where the base number of responses is less than 10 during the period. % is calculated as Quantity/Base number*100

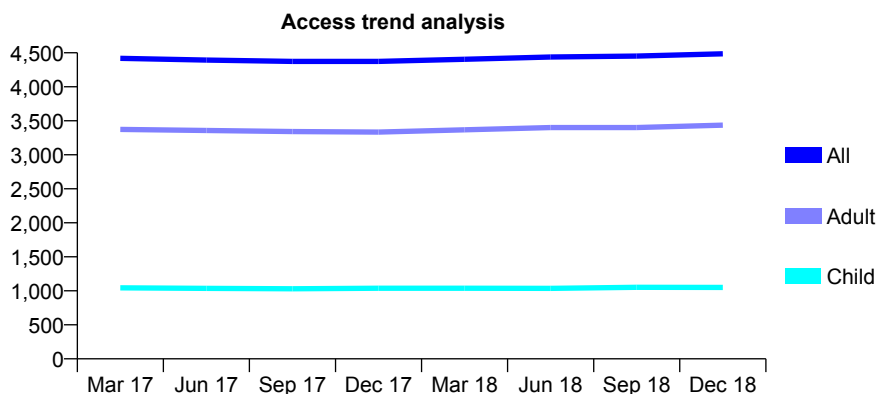
Q44 - Vital Signs At a Glance Contract Report for 638560/0001 - December 2018

Name or company name	MISS J FINN
Contract type name	GDS Contract
Purpose of contract	General
Contract start date	01/04/2006
Contract end date	

18/19 Contracted general activity (UDA)	14,350
Carry forward general activity (UDA)	563
18/19 Contracted orthodontic activity (UOA)	0
Carry forward orthodontic activity (UOA)	0
Baseline contract value	£412,253.34

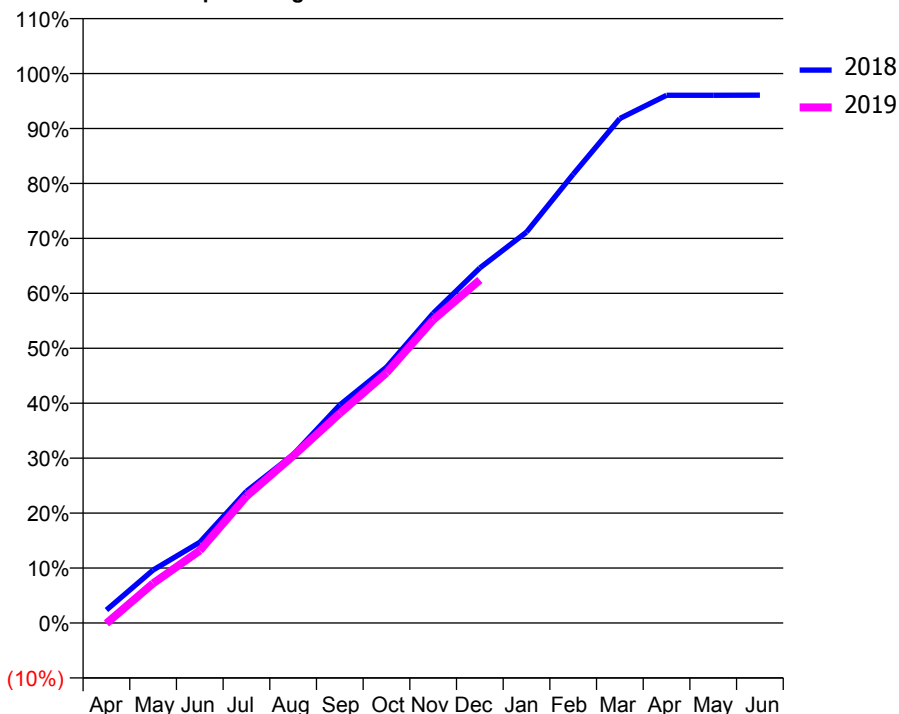
ACCESS*

Patients seen in 24 months	Total	Change since previous quarter
Quarter ending December 2017	4,374	
Quarter ending March 2018	4,405	→
Quarter ending June 2018	4,438	→
Quarter ending September 2018	4,452	→
Quarter ending December 2018	4,486	→
Variance since December 2017	2.6%	↑



ACTIVITY

Cumulative percentage of contracted UDA delivered 2018 & 2019



Month	Adjusted Scheduled Activity (UDA)	
	2018	2019
April	339	-12
May	1,386	1,036
June	2,107	1,893
July	3,439	3,309
August	4,395	4,366
September	5,696	5,477
October	6,680	6,536
November	8,088	7,915
December	9,272	8,958
January	10,207	
February	11,719	
March	13,174	
April	13,782	
May	13,780	
June	13,786	

QUALITY

	Quantity	Base Number	Contract	AT	Region	England
% of FP17s for the same patient ID Re-attending within 3 months - Children	115	1,369	8.4%	11.8%	12.3%	11.8%
% of FP17s for the same patient ID Re-attending within 3 months - Adults	638	4,059	15.7%	16.6%	15.8%	15.6%
% of FP17s for the same patient ID Re-attending between 3 & 9 months - Children	941	1,369	68.7%	58.0%	60.1%	58.8%
% of FP17s for the same patient ID Re-attending between 3 & 9 months - Adults	2,261	4,059	55.7%	52.0%	53.3%	51.0%
% of FP17s for Band 1 Urgent Courses	534	5,185	10.3%	9.7%	9.0%	9.0%
% of FP17s Relating to Free Repair or Replacements	46	5,185	0.9%	1.1%	1.0%	0.8%
% of FP17s Relating to Continuations	31	5,185	0.6%	1.1%	1.0%	0.9%
% of Patients satisfied with the dentistry they have received	10	10	100.0%	94.2%	93.8%	93.2%
% of Patients satisfied with the time they had to wait for an appointment	10	10	100.0%	92.4%	89.4%	88.3%

* This is based on patients treated on this contract for their most recent course of treatment. Figures in italics indicate the base number of FP17s or Patient Questionnaire responses are less than 100. N/A is shown where the base number of responses is less than 10 during the period. % is calculated as Quantity/Base number*100

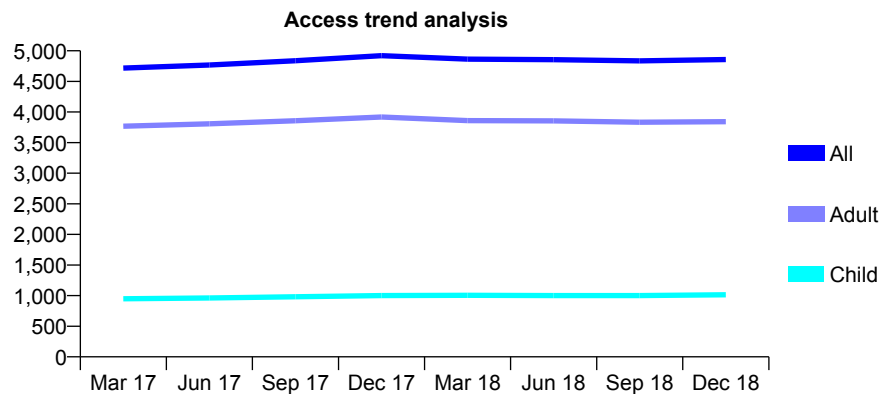
Q44 - Vital Signs At a Glance Contract Report for 649139/0001 - December 2018

Name or company name	MR BS PHIPPS
Contract type name	GDS Contract
Purpose of contract	General
Contract start date	01/04/2006
Contract end date	

18/19 Contracted general activity (UDA)	12,870
Carry forward general activity (UDA)	0
18/19 Contracted orthodontic activity (UOA)	0
Carry forward orthodontic activity (UOA)	0
Baseline contract value	£396,550.09

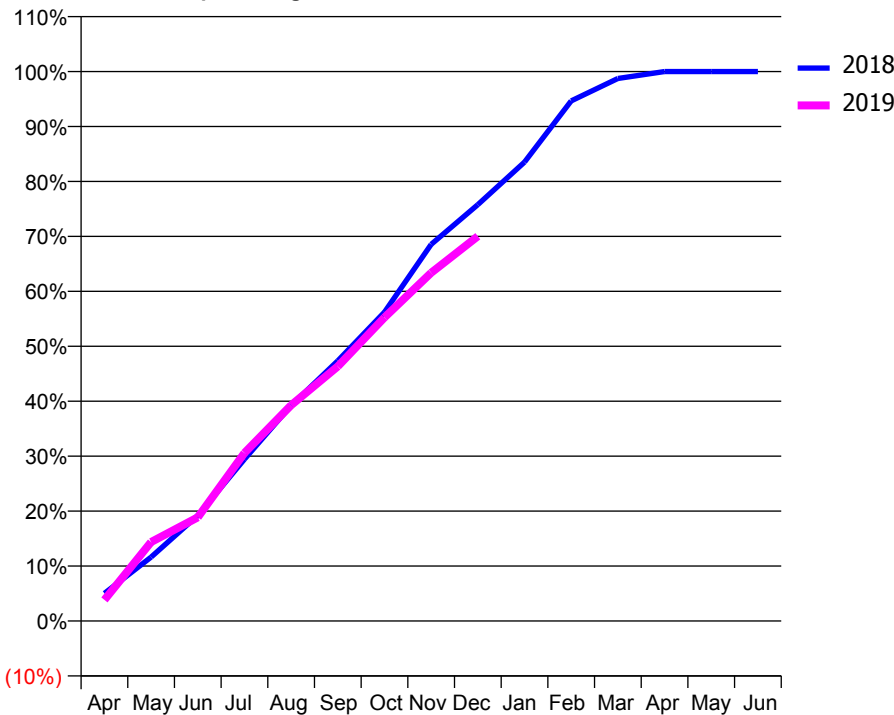
ACCESS*

Patients seen in 24 months	Total	Change since previous quarter
Quarter ending December 2017	4,920	
Quarter ending March 2018	4,864	↓
Quarter ending June 2018	4,855	→
Quarter ending September 2018	4,835	→
Quarter ending December 2018	4,857	→
Variance since December 2017	(1.3%)	↓



ACTIVITY

Cumulative percentage of contracted UDA delivered 2018 & 2019



Month	Adjusted Scheduled Activity (UDA)	
	2018	2019
April	661	496
May	1,527	1,849
June	2,519	2,428
July	3,864	3,936
August	5,146	5,056
September	6,213	5,965
October	7,376	7,109
November	8,995	8,156
December	9,942	9,012
January	10,960	
February	12,421	
March	12,956	
April	13,122	
May	13,122	
June	13,122	

QUALITY

	Quantity	Base Number	Contract	AT	Region	England
% of FP17s for the same patient ID Re-attending within 3 months - Children	61	999	6.1%	11.8%	12.3%	11.8%
% of FP17s for the same patient ID Re-attending within 3 months - Adults	658	3,740	17.6%	16.6%	15.8%	15.6%
% of FP17s for the same patient ID Re-attending between 3 & 9 months - Children	513	999	51.4%	58.0%	60.1%	58.8%
% of FP17s for the same patient ID Re-attending between 3 & 9 months - Adults	1,498	3,740	40.1%	52.0%	53.3%	51.0%
% of FP17s for Band 1 Urgent Courses	411	4,667	8.8%	9.7%	9.0%	9.0%
% of FP17s Relating to Free Repair or Replacements	50	4,667	1.1%	1.1%	1.0%	0.8%
% of FP17s Relating to Continuations	104	4,667	2.2%	1.1%	1.0%	0.9%
% of Patients satisfied with the dentistry they have received	5	5	N/A	94.2%	93.8%	93.2%
% of Patients satisfied with the time they had to wait for an appointment	4	5	N/A	92.4%	89.4%	88.3%

* This is based on patients treated on this contract for their most recent course of treatment. Figures in italics indicate the base number of FP17s or Patient Questionnaire responses are less than 100. N/A is shown where the base number of responses is less than 10 during the period. % is calculated as Quantity/Base number*100

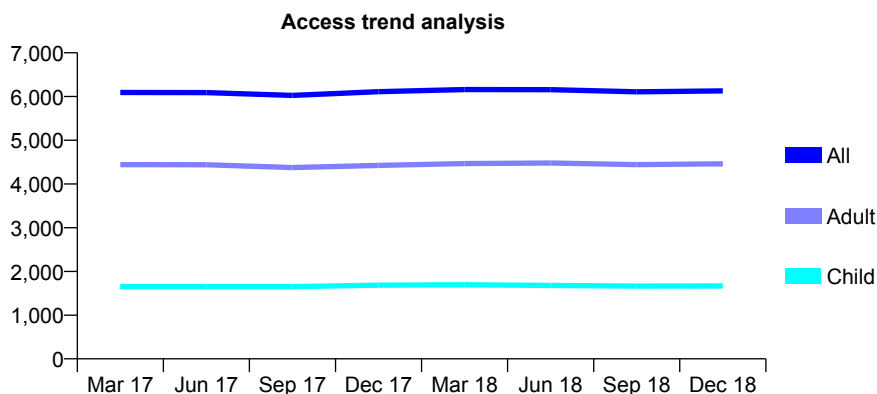
Q44 - Vital Signs At a Glance Contract Report for 649899/0001 - December 2018

Name or company name	MR SW HUGHES
Contract type name	GDS Contract
Purpose of contract	General
Contract start date	01/04/2006
Contract end date	

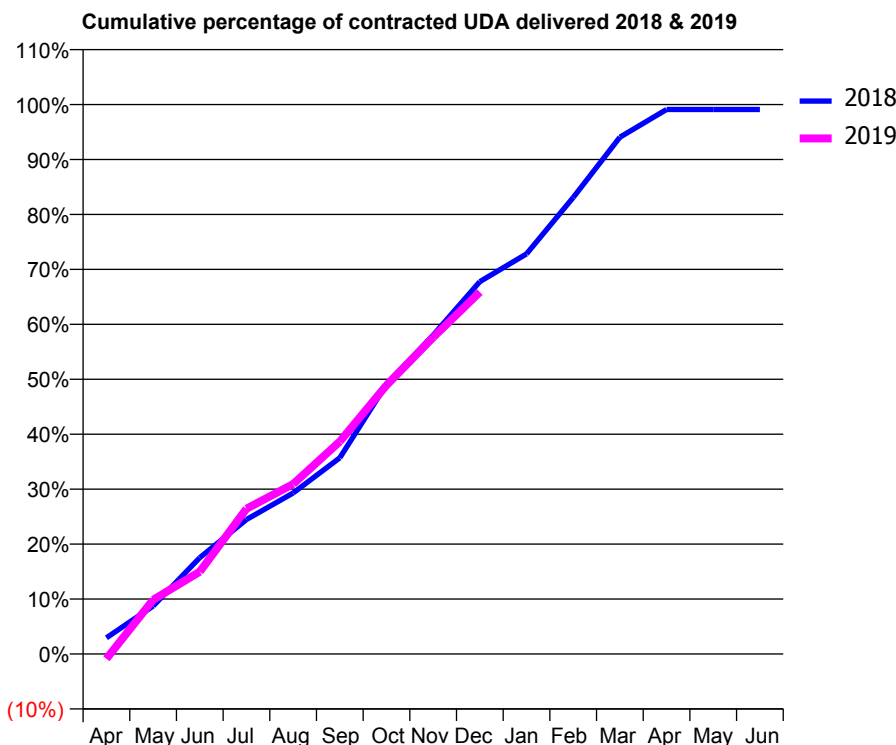
18/19 Contracted general activity (UDA)	18,100
Carry forward general activity (UDA)	162
18/19 Contracted orthodontic activity (UOA)	0
Carry forward orthodontic activity (UOA)	0
Baseline contract value	£536,652.68

ACCESS*

Patients seen in 24 months	Total	Change since previous quarter
Quarter ending December 2017	6,111	
Quarter ending March 2018	6,161	→
Quarter ending June 2018	6,156	→
Quarter ending September 2018	6,107	→
Quarter ending December 2018	6,128	→
Variance since December 2017	0.3%	→



ACTIVITY



Month	Adjusted Scheduled Activity (UDA)	
	2018	2019
April	535	-162
May	1,579	1,784
June	3,171	2,712
July	4,431	4,787
August	5,304	5,598
September	6,463	6,997
October	8,884	8,853
November	10,503	10,428
December	12,264	11,924
January	13,179	
February	15,038	
March	17,022	
April	17,936	
May	17,938	
June	17,938	

QUALITY

	Quantity	Base Number	Contract	AT	Region	England
% of FP17s for the same patient ID Re-attending within 3 months - Children	125	1,806	6.9%	11.8%	12.3%	11.8%
% of FP17s for the same patient ID Re-attending within 3 months - Adults	367	4,136	8.9%	16.6%	15.8%	15.6%
% of FP17s for the same patient ID Re-attending between 3 & 9 months - Children	1,046	1,806	57.9%	58.0%	60.1%	58.8%
% of FP17s for the same patient ID Re-attending between 3 & 9 months - Adults	2,306	4,136	55.8%	52.0%	53.3%	51.0%
% of FP17s for Band 1 Urgent Courses	246	5,586	4.4%	9.7%	9.0%	9.0%
% of FP17s Relating to Free Repair or Replacements	50	5,586	0.9%	1.1%	1.0%	0.8%
% of FP17s Relating to Continuations	37	5,586	0.7%	1.1%	1.0%	0.9%
% of Patients satisfied with the dentistry they have received	5	6	N/A	94.2%	93.8%	93.2%
% of Patients satisfied with the time they had to wait for an appointment	5	6	N/A	92.4%	89.4%	88.3%

* This is based on patients treated on this contract for their most recent course of treatment. Figures in italics indicate the base number of FP17s or Patient Questionnaire responses are less than 100. N/A is shown where the base number of responses is less than 10 during the period. % is calculated as Quantity/Base number*100

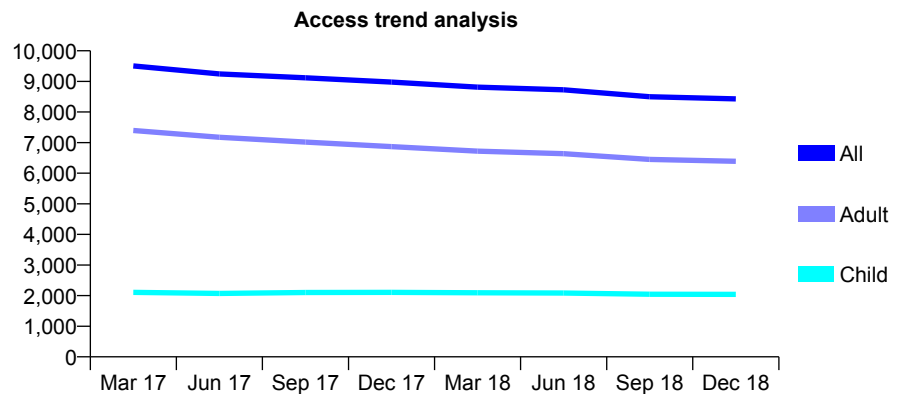
Q44 - Vital Signs At a Glance Contract Report for 654248/0001 - December 2018

Name or company name	MR S HUSSAIN
Contract type name	GDS Contract
Purpose of contract	General
Contract start date	01/04/2006
Contract end date	

18/19 Contracted general activity (UDA)	35,894
Carry forward general activity (UDA)	0
18/19 Contracted orthodontic activity (UOA)	0
Carry forward orthodontic activity (UOA)	0
Baseline contract value	£1,058,668.19

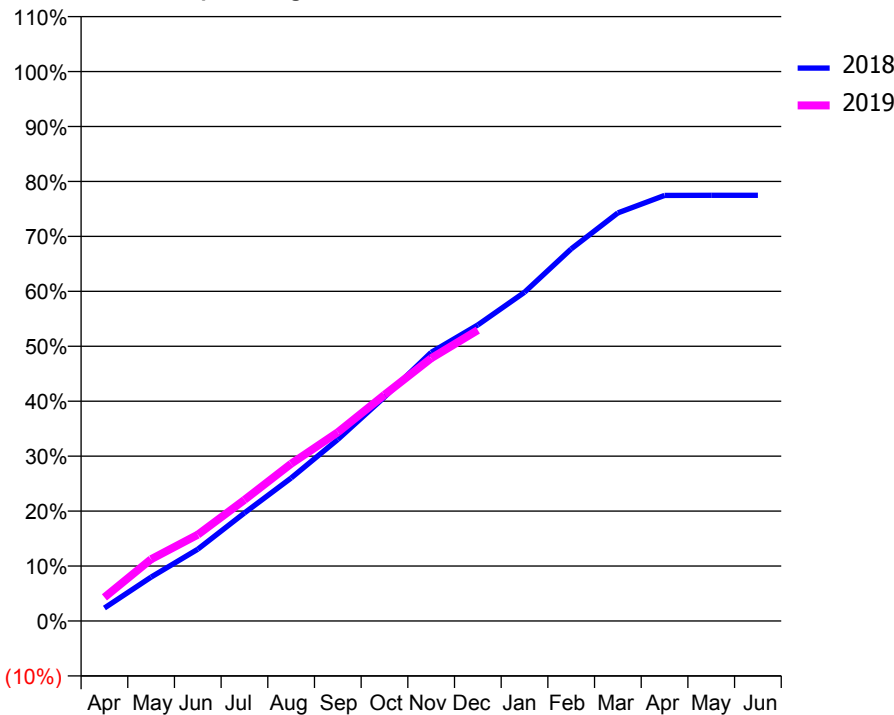
ACCESS*

Patients seen in 24 months	Total	Change since previous quarter
Quarter ending December 2017	8,977	
Quarter ending March 2018	8,812	↓
Quarter ending June 2018	8,724	→
Quarter ending September 2018	8,498	↓
Quarter ending December 2018	8,430	→
Variance since December 2017	(6.1%)	↓



ACTIVITY

Cumulative percentage of contracted UDA delivered 2018 & 2019



Month	Adjusted Scheduled Activity (UDA)	
	2018	2019
April	846	1,544
May	2,871	4,033
June	4,688	5,638
July	7,063	7,911
August	9,340	10,274
September	11,858	12,327
October	14,628	14,781
November	17,551	17,165
December	19,345	19,001
January	21,480	
February	24,305	
March	26,656	
April	27,796	
May	27,811	
June	27,811	

QUALITY

	Quantity	Base Number	Contract	AT	Region	England
% of FP17s for the same patient ID Re-attending within 3 months - Children	189	1,942	9.7%	11.8%	12.3%	11.8%
% of FP17s for the same patient ID Re-attending within 3 months - Adults	872	5,628	15.5%	16.6%	15.8%	15.6%
% of FP17s for the same patient ID Re-attending between 3 & 9 months - Children	924	1,942	47.6%	58.0%	60.1%	58.8%
% of FP17s for the same patient ID Re-attending between 3 & 9 months - Adults	2,354	5,628	41.8%	52.0%	53.3%	51.0%
% of FP17s for Band 1 Urgent Courses	845	7,176	11.8%	9.7%	9.0%	9.0%
% of FP17s Relating to Free Repair or Replacements	52	7,176	0.7%	1.1%	1.0%	0.8%
% of FP17s Relating to Continuations	103	7,176	1.4%	1.1%	1.0%	0.9%
% of Patients satisfied with the dentistry they have received	4	4	N/A	94.2%	93.8%	93.2%
% of Patients satisfied with the time they had to wait for an appointment	3	4	N/A	92.4%	89.4%	88.3%

* This is based on patients treated on this contract for their most recent course of treatment. Figures in italics indicate the base number of FP17s or Patient Questionnaire responses are less than 100. N/A is shown where the base number of responses is less than 10 during the period. % is calculated as Quantity/Base number*100

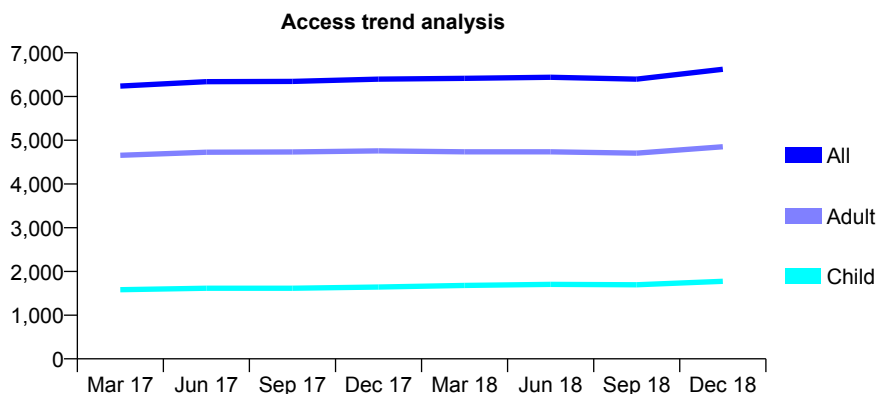
Q44 - Vital Signs At a Glance Contract Report for 661899/0001 - December 2018

Name or company name	MRS A SIMPKINS
Contract type name	GDS Contract
Purpose of contract	General
Contract start date	01/04/2006
Contract end date	

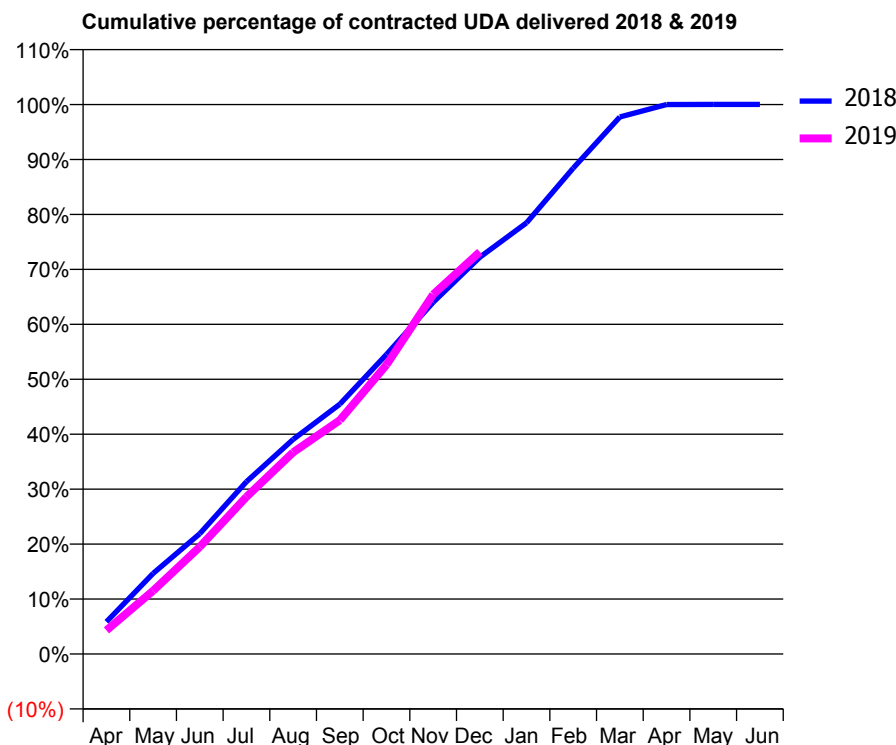
18/19 Contracted general activity (UDA)	15,000
Carry forward general activity (UDA)	0
18/19 Contracted orthodontic activity (UOA)	0
Carry forward orthodontic activity (UOA)	0
Baseline contract value	£387,863.63

ACCESS*

Patients seen in 24 months	Total	Change since previous quarter
Quarter ending December 2017	6,399	
Quarter ending March 2018	6,415	→
Quarter ending June 2018	6,441	→
Quarter ending September 2018	6,398	→
Quarter ending December 2018	6,624	↑
Variance since December 2017	3.5%	↑



ACTIVITY



Month	Adjusted Scheduled Activity (UDA)	
	2018	2019
April	896	646
May	2,245	1,728
June	3,352	2,926
July	4,799	4,289
August	5,977	5,504
September	6,957	6,381
October	8,340	7,894
November	9,793	9,814
December	11,049	10,977
January	12,006	
February	13,526	
March	14,953	
April	15,300	
May	15,303	
June	15,303	

QUALITY

	Quantity	Base Number	Contract	AT	Region	England
% of FP17s for the same patient ID Re-attending within 3 months - Children	63	1,526	4.1%	11.8%	12.3%	11.8%
% of FP17s for the same patient ID Re-attending within 3 months - Adults	405	4,417	9.2%	16.6%	15.8%	15.6%
% of FP17s for the same patient ID Re-attending between 3 & 9 months - Children	600	1,526	39.3%	58.0%	60.1%	58.8%
% of FP17s for the same patient ID Re-attending between 3 & 9 months - Adults	2,121	4,417	48.0%	52.0%	53.3%	51.0%
% of FP17s for Band 1 Urgent Courses	182	5,727	3.2%	9.7%	9.0%	9.0%
% of FP17s Relating to Free Repair or Replacements	37	5,727	0.6%	1.1%	1.0%	0.8%
% of FP17s Relating to Continuations	97	5,727	1.7%	1.1%	1.0%	0.9%
% of Patients satisfied with the dentistry they have received	7	7	N/A	94.2%	93.8%	93.2%
% of Patients satisfied with the time they had to wait for an appointment	7	7	N/A	92.4%	89.4%	88.3%

* This is based on patients treated on this contract for their most recent course of treatment. Figures in italics indicate the base number of FP17s or Patient Questionnaire responses are less than 100. N/A is shown where the base number of responses is less than 10 during the period. % is calculated as Quantity/Base number*100

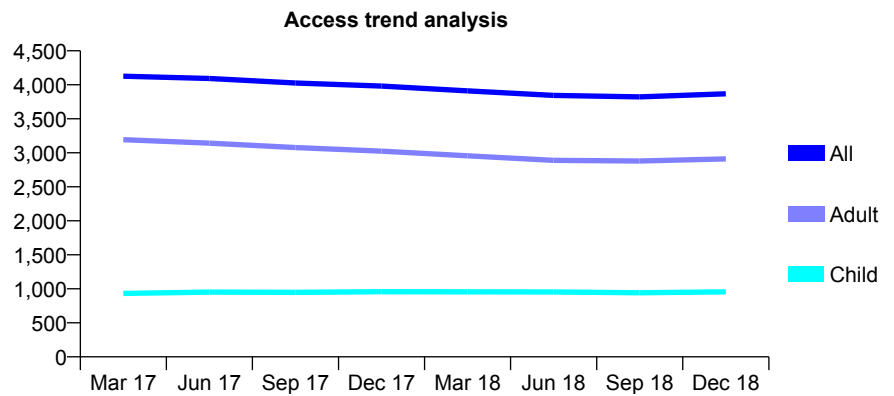
Q44 - Vital Signs At a Glance Contract Report for 674281/0001 - December 2018

Name or company name	MR P MOTTRAM
Contract type name	GDS Contract
Purpose of contract	General
Contract start date	22/05/2006
Contract end date	

18/19 Contracted general activity (UDA)	7,500
Carry forward general activity (UDA)	124
18/19 Contracted orthodontic activity (UOA)	0
Carry forward orthodontic activity (UOA)	0
Baseline contract value	£198,665.96

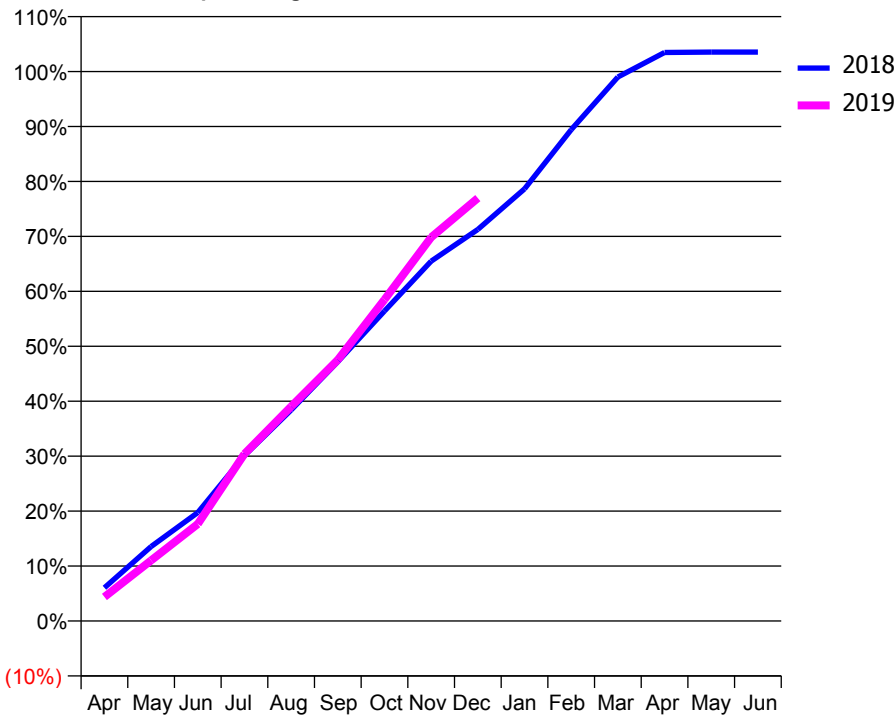
ACCESS*

Patients seen in 24 months	Total	Change since previous quarter
Quarter ending December 2017	3,981	
Quarter ending March 2018	3,911	↓
Quarter ending June 2018	3,844	↓
Quarter ending September 2018	3,822	→
Quarter ending December 2018	3,867	→
Variance since December 2017	(2.9%)	↓



ACTIVITY

Cumulative percentage of contracted UDA delivered 2018 & 2019



Month	Adjusted Scheduled Activity (UDA)	
	2018	2019
April	454	329
May	1,017	828
June	1,480	1,325
July	2,257	2,281
August	2,881	2,927
September	3,538	3,565
October	4,231	4,387
November	4,911	5,236
December	5,344	5,771
January	5,898	
February	6,706	
March	7,425	
April	7,760	
May	7,765	
June	7,765	

QUALITY

	Quantity	Base Number	Contract	AT	Region	England
% of FP17s for the same patient ID Re-attending within 3 months - Children	59	1,186	5.0%	11.8%	12.3%	11.8%
% of FP17s for the same patient ID Re-attending within 3 months - Adults	449	3,297	13.6%	16.6%	15.8%	15.6%
% of FP17s for the same patient ID Re-attending between 3 & 9 months - Children	783	1,186	66.0%	58.0%	60.1%	58.8%
% of FP17s for the same patient ID Re-attending between 3 & 9 months - Adults	1,737	3,297	52.7%	52.0%	53.3%	51.0%
% of FP17s for Band 1 Urgent Courses	322	3,674	8.8%	9.7%	9.0%	9.0%
% of FP17s Relating to Free Repair or Replacements	14	3,674	0.4%	1.1%	1.0%	0.8%
% of FP17s Relating to Continuations	32	3,674	0.9%	1.1%	1.0%	0.9%
% of Patients satisfied with the dentistry they have received	5	5	N/A	94.2%	93.8%	93.2%
% of Patients satisfied with the time they had to wait for an appointment	5	5	N/A	92.4%	89.4%	88.3%

* This is based on patients treated on this contract for their most recent course of treatment. Figures in italics indicate the base number of FP17s or Patient Questionnaire responses are less than 100. N/A is shown where the base number of responses is less than 10 during the period. % is calculated as Quantity/Base number*100

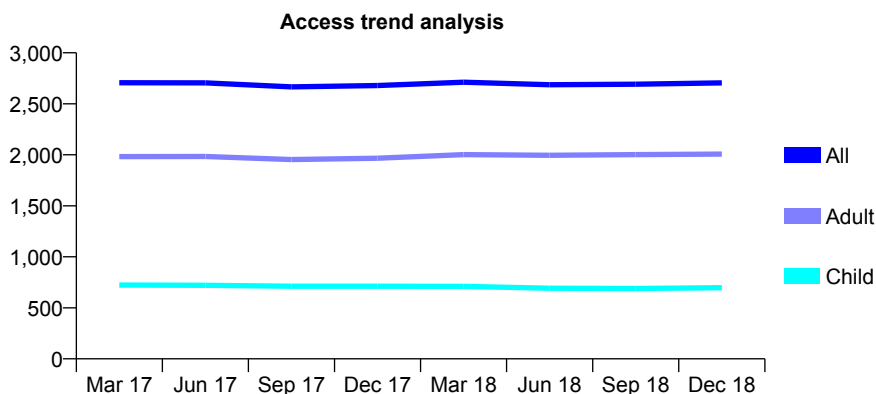
Q44 - Vital Signs At a Glance Contract Report for 674346/0001 - December 2018

Name or company name	MISS SE HAWORTH
Contract type name	PDS Contract
Purpose of contract	General
Contract start date	01/04/2006
Contract end date	31/03/2021

18/19 Contracted general activity (UDA)	8,909
Carry forward general activity (UDA)	143
18/19 Contracted orthodontic activity (UOA)	0
Carry forward orthodontic activity (UOA)	0
Baseline contract value	£259,250.67

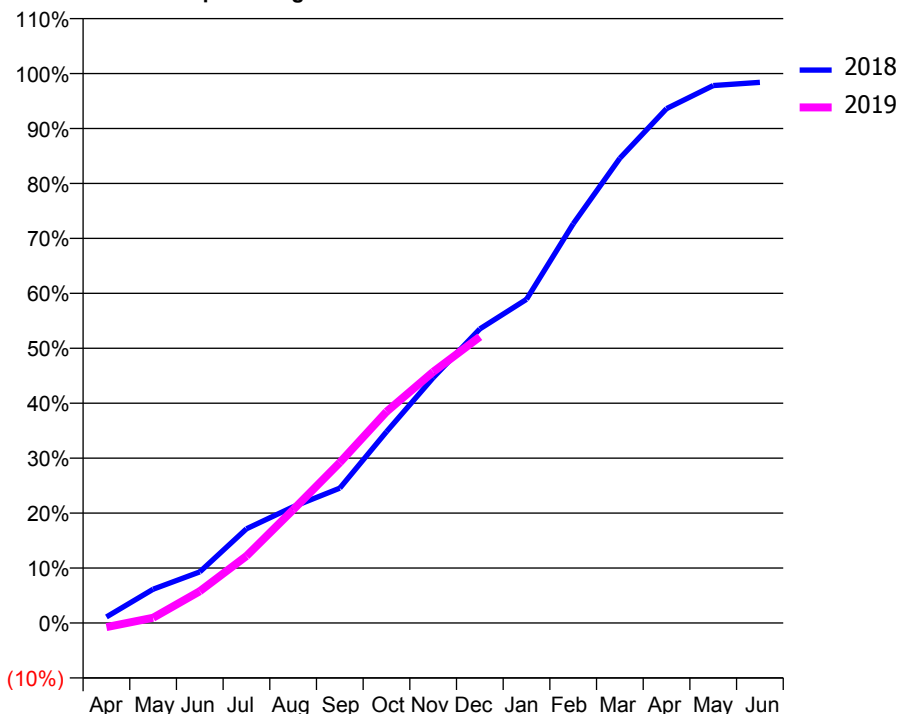
ACCESS*

Patients seen in 24 months	Total	Change since previous quarter
Quarter ending December 2017	2,679	
Quarter ending March 2018	2,712	→
Quarter ending June 2018	2,687	→
Quarter ending September 2018	2,692	→
Quarter ending December 2018	2,705	→
Variance since December 2017	1.0%	→



ACTIVITY

Cumulative percentage of contracted UDA delivered 2018 & 2019



Month	Adjusted Scheduled Activity (UDA)	
	2018	2019
April	98	-69
May	548	86
June	829	515
July	1,528	1,086
August	1,883	1,836
September	2,187	2,601
October	3,101	3,425
November	3,976	4,072
December	4,768	4,641
January	5,248	
February	6,473	
March	7,536	
April	8,340	
May	8,713	
June	8,765	

QUALITY

	Quantity	Base Number	Contract	AT	Region	England
% of FP17s for the same patient ID Re-attending within 3 months - Children	90	788	11.4%	11.8%	12.3%	11.8%
% of FP17s for the same patient ID Re-attending within 3 months - Adults	205	1,539	13.3%	16.6%	15.8%	15.6%
% of FP17s for the same patient ID Re-attending between 3 & 9 months - Children	464	788	58.9%	58.0%	60.1%	58.8%
% of FP17s for the same patient ID Re-attending between 3 & 9 months - Adults	489	1,539	31.8%	52.0%	53.3%	51.0%
% of FP17s for Band 1 Urgent Courses	174	2,017	8.6%	9.7%	9.0%	9.0%
% of FP17s Relating to Free Repair or Replacements	10	2,017	0.5%	1.1%	1.0%	0.8%
% of FP17s Relating to Continuations	15	2,017	0.7%	1.1%	1.0%	0.9%
% of Patients satisfied with the dentistry they have received	3	3	N/A	94.2%	93.8%	93.2%
% of Patients satisfied with the time they had to wait for an appointment	3	3	N/A	92.4%	89.4%	88.3%

* This is based on patients treated on this contract for their most recent course of treatment. Figures in italics indicate the base number of FP17s or Patient Questionnaire responses are less than 100. N/A is shown where the base number of responses is less than 10 during the period. % is calculated as Quantity/Base number*100

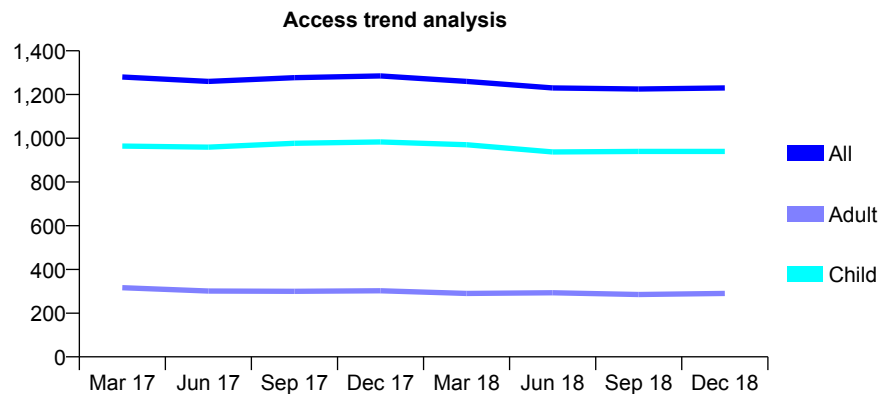
Q44 - Vital Signs At a Glance Contract Report for 676357/0001 - December 2018

Name or company name	MR JD FLEMING
Contract type name	GDS Contract
Purpose of contract	General
Contract start date	01/07/2013
Contract end date	

18/19 Contracted general activity (UDA)	3,077
Carry forward general activity (UDA)	0
18/19 Contracted orthodontic activity (UOA)	0
Carry forward orthodontic activity (UOA)	0
Baseline contract value	£114,222.52

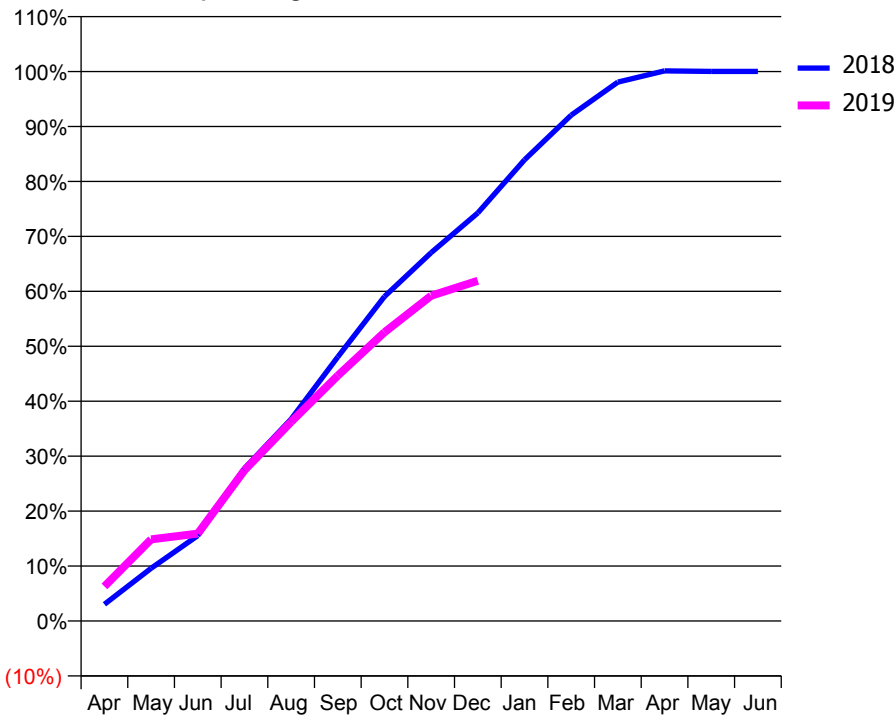
ACCESS*

Patients seen in 24 months	Total	Change since previous quarter
Quarter ending December 2017	1,285	
Quarter ending March 2018	1,260	↓
Quarter ending June 2018	1,230	↓
Quarter ending September 2018	1,225	→
Quarter ending December 2018	1,230	→
Variance since December 2017	(4.3%)	↓



ACTIVITY

Cumulative percentage of contracted UDA delivered 2018 & 2019



Month	Adjusted Scheduled Activity (UDA)	
	2018	2019
April	94	193
May	296	458
June	480	490
July	858	844
August	1,135	1,115
September	1,485	1,374
October	1,824	1,617
November	2,071	1,821
December	2,294	1,905
January	2,593	
February	2,844	
March	3,029	
April	3,093	
May	3,090	
June	3,090	

QUALITY

	Quantity	Base Number	Contract	AT	Region	England
% of FP17s for the same patient ID Re-attending within 3 months - Children	144	1,233	11.7%	11.8%	12.3%	11.8%
% of FP17s for the same patient ID Re-attending within 3 months - Adults	19	185	10.3%	16.6%	15.8%	15.6%
% of FP17s for the same patient ID Re-attending between 3 & 9 months - Children	870	1,233	70.6%	58.0%	60.1%	58.8%
% of FP17s for the same patient ID Re-attending between 3 & 9 months - Adults	111	185	60.0%	52.0%	53.3%	51.0%
% of FP17s for Band 1 Urgent Courses	41	1,375	3.0%	9.7%	9.0%	9.0%
% of FP17s Relating to Free Repair or Replacements	1	1,375	0.1%	1.1%	1.0%	0.8%
% of FP17s Relating to Continuations	1	1,375	0.1%	1.1%	1.0%	0.9%
% of Patients satisfied with the dentistry they have received	0	0	N/A	94.2%	93.8%	93.2%
% of Patients satisfied with the time they had to wait for an appointment	0	0	N/A	92.4%	89.4%	88.3%

* This is based on patients treated on this contract for their most recent course of treatment. Figures in italics indicate the base number of FP17s or Patient Questionnaire responses are less than 100. N/A is shown where the base number of responses is less than 10 during the period. % is calculated as Quantity/Base number*100

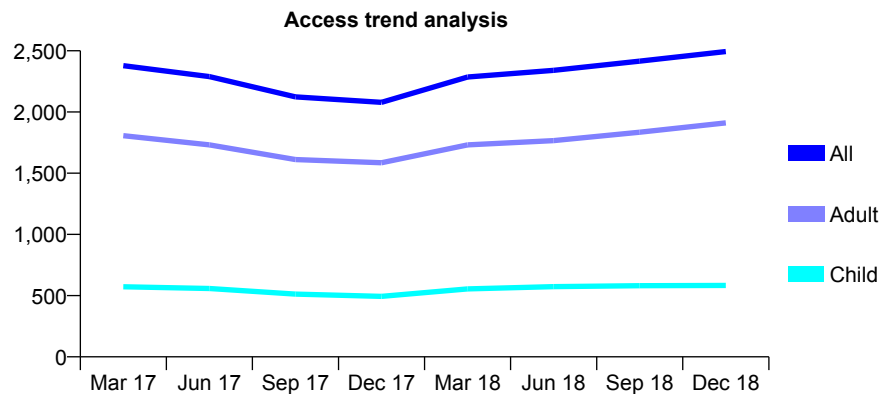
Q44 - Vital Signs At a Glance Contract Report for 682365/0009 - December 2018

Name or company name	MR QM JAFFRI
Contract type name	PDS Plus Contract
Purpose of contract	General
Contract start date	29/11/2010
Contract end date	31/03/2019

18/19 Contracted general activity (UDA)	8,000
Carry forward general activity (UDA)	0
18/19 Contracted orthodontic activity (UOA)	0
Carry forward orthodontic activity (UOA)	0
Baseline contract value	£231,620.25

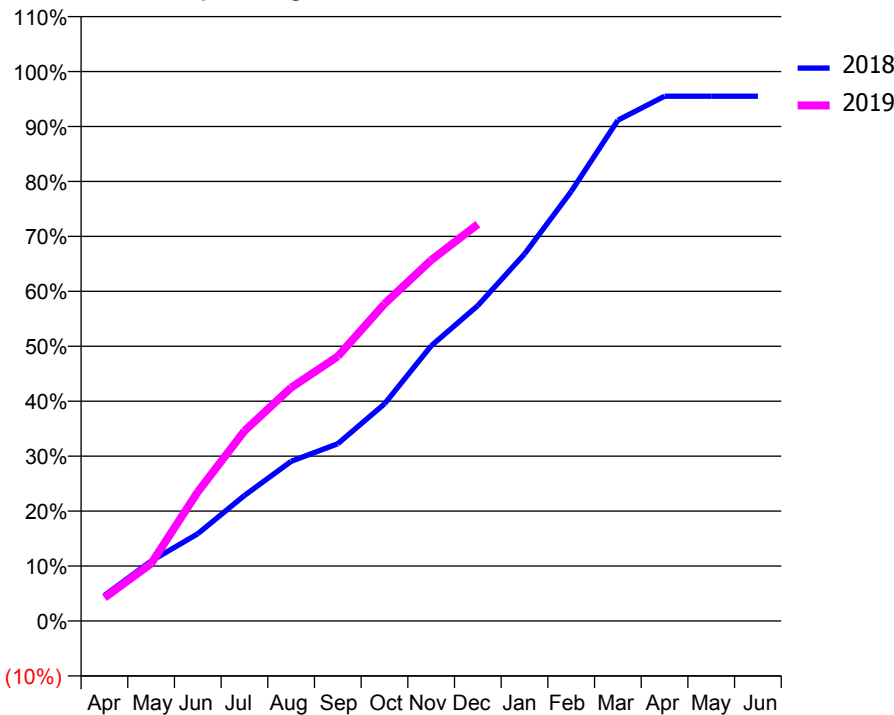
ACCESS*

Patients seen in 24 months	Total	Change since previous quarter
Quarter ending December 2017	2,079	
Quarter ending March 2018	2,286	↑
Quarter ending June 2018	2,340	↑
Quarter ending September 2018	2,416	↑
Quarter ending December 2018	2,494	↑
Variance since December 2017	20.0%	↑



ACTIVITY

Cumulative percentage of contracted UDA delivered 2018 & 2019



Month	Adjusted Scheduled Activity (UDA)	
	2018	2019
April	371	338
May	872	835
June	1,271	1,881
July	1,828	2,767
August	2,325	3,399
September	2,580	3,852
October	3,161	4,618
November	4,005	5,254
December	4,593	5,776
January	5,344	
February	6,254	
March	7,291	
April	7,640	
May	7,640	
June	7,640	

QUALITY

	Quantity	Base Number	Contract	AT	Region	England
% of FP17s for the same patient ID Re-attending within 3 months - Children	67	641	10.5%	11.8%	12.3%	11.8%
% of FP17s for the same patient ID Re-attending within 3 months - Adults	347	1,886	18.4%	16.6%	15.8%	15.6%
% of FP17s for the same patient ID Re-attending between 3 & 9 months - Children	361	641	56.3%	58.0%	60.1%	58.8%
% of FP17s for the same patient ID Re-attending between 3 & 9 months - Adults	769	1,886	40.8%	52.0%	53.3%	51.0%
% of FP17s for Band 1 Urgent Courses	460	2,395	19.2%	9.7%	9.0%	9.0%
% of FP17s Relating to Free Repair or Replacements	20	2,395	0.8%	1.1%	1.0%	0.8%
% of FP17s Relating to Continuations	13	2,395	0.5%	1.1%	1.0%	0.9%
% of Patients satisfied with the dentistry they have received	0	0	N/A	94.2%	93.8%	93.2%
% of Patients satisfied with the time they had to wait for an appointment	0	0	N/A	92.4%	89.4%	88.3%

* This is based on patients treated on this contract for their most recent course of treatment. Figures in italics indicate the base number of FP17s or Patient Questionnaire responses are less than 100. N/A is shown where the base number of responses is less than 10 during the period. % is calculated as Quantity/Base number*100

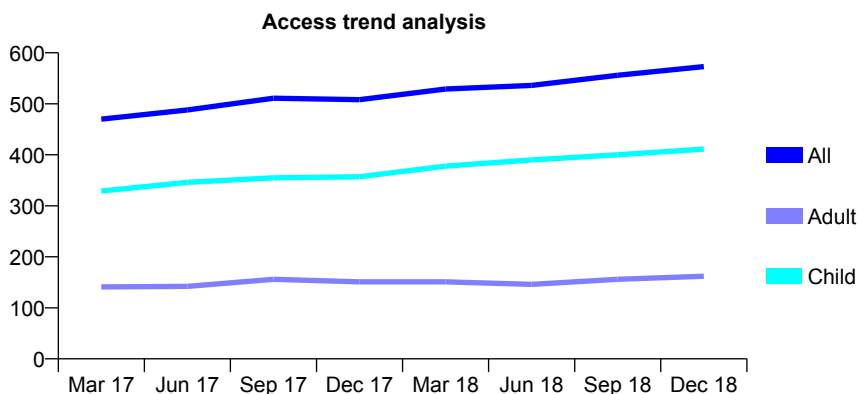
Q44 - Vital Signs At a Glance Contract Report for 723525/0001 - December 2018

Name or company name	Wish Dental Practice
Contract type name	GDS Contract
Purpose of contract	General
Contract start date	01/04/2006
Contract end date	

18/19 Contracted general activity (UDA)	1,183
Carry forward general activity (UDA)	0
18/19 Contracted orthodontic activity (UOA)	0
Carry forward orthodontic activity (UOA)	0
Baseline contract value	£26,731.66

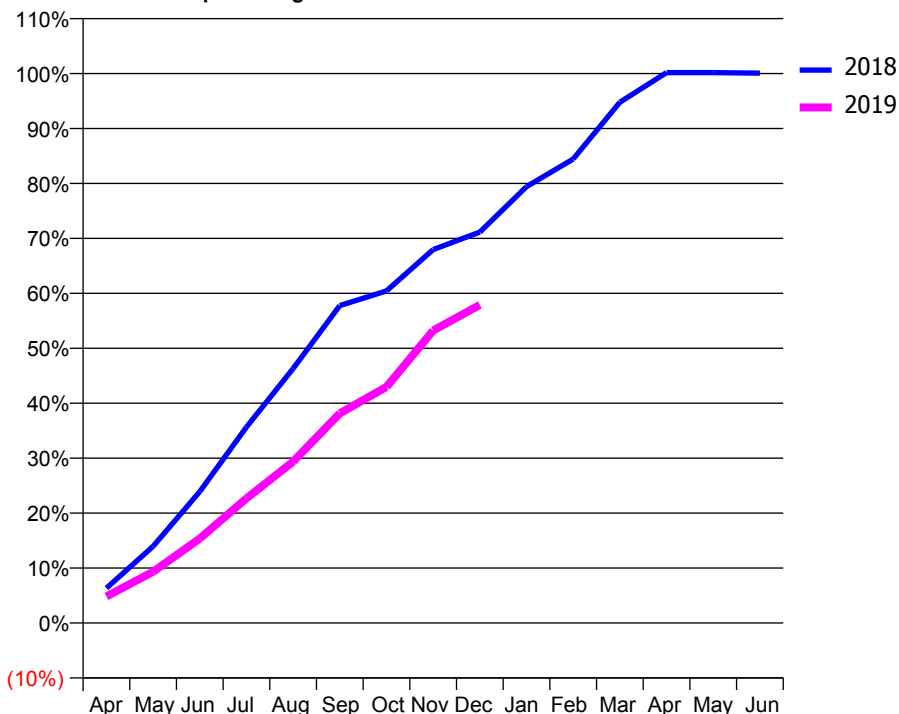
ACCESS*

Patients seen in 24 months	Total	Change since previous quarter
Quarter ending December 2017	508	
Quarter ending March 2018	529	↑
Quarter ending June 2018	536	→
Quarter ending September 2018	556	↑
Quarter ending December 2018	573	↑
Variance since December 2017	12.8%	↑



ACTIVITY

Cumulative percentage of contracted UDA delivered 2018 & 2019



Month	Adjusted Scheduled Activity (UDA)	
	2018	2019
April	75	57
May	165	110
June	283	182
July	422	268
August	548	348
September	683	451
October	715	508
November	804	630
December	842	685
January	939	
February	999	
March	1,121	
April	1,185	
May	1,185	
June	1,184	

QUALITY

	Quantity	Base Number	Contract	AT	Region	England
% of FP17s for the same patient ID Re-attending within 3 months - Children	36	509	7.1%	11.8%	12.3%	11.8%
% of FP17s for the same patient ID Re-attending within 3 months - Adults	10	104	9.6%	16.6%	15.8%	15.6%
% of FP17s for the same patient ID Re-attending between 3 & 9 months - Children	338	509	66.4%	58.0%	60.1%	58.8%
% of FP17s for the same patient ID Re-attending between 3 & 9 months - Adults	70	104	67.3%	52.0%	53.3%	51.0%
% of FP17s for Band 1 Urgent Courses	20	551	3.6%	9.7%	9.0%	9.0%
% of FP17s Relating to Free Repair or Replacements	0	551	0.0%	1.1%	1.0%	0.8%
% of FP17s Relating to Continuations	0	551	0.0%	1.1%	1.0%	0.9%
% of Patients satisfied with the dentistry they have received	0	0	N/A	94.2%	93.8%	93.2%
% of Patients satisfied with the time they had to wait for an appointment	0	0	N/A	92.4%	89.4%	88.3%

* This is based on patients treated on this contract for their most recent course of treatment. Figures in italics indicate the base number of FP17s or Patient Questionnaire responses are less than 100. N/A is shown where the base number of responses is less than 10 during the period. % is calculated as Quantity/Base number*100

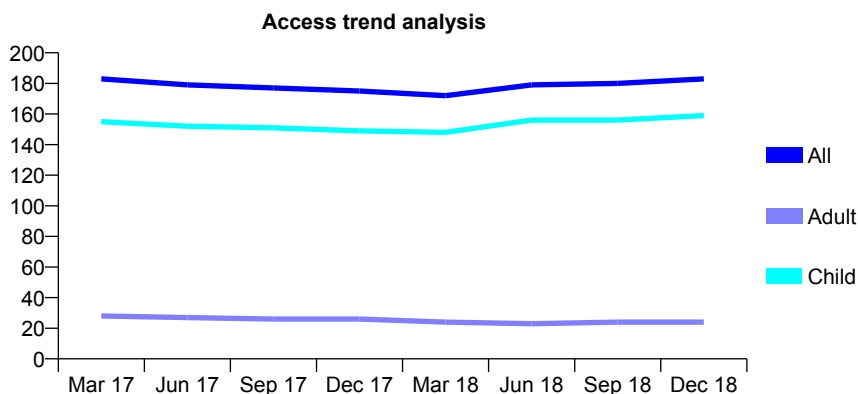
Q44 - Vital Signs At a Glance Contract Report for 723843/0002 - December 2018

Name or company name	MR JR BURGESS
Contract type name	GDS Contract
Purpose of contract	General
Contract start date	01/04/2006
Contract end date	

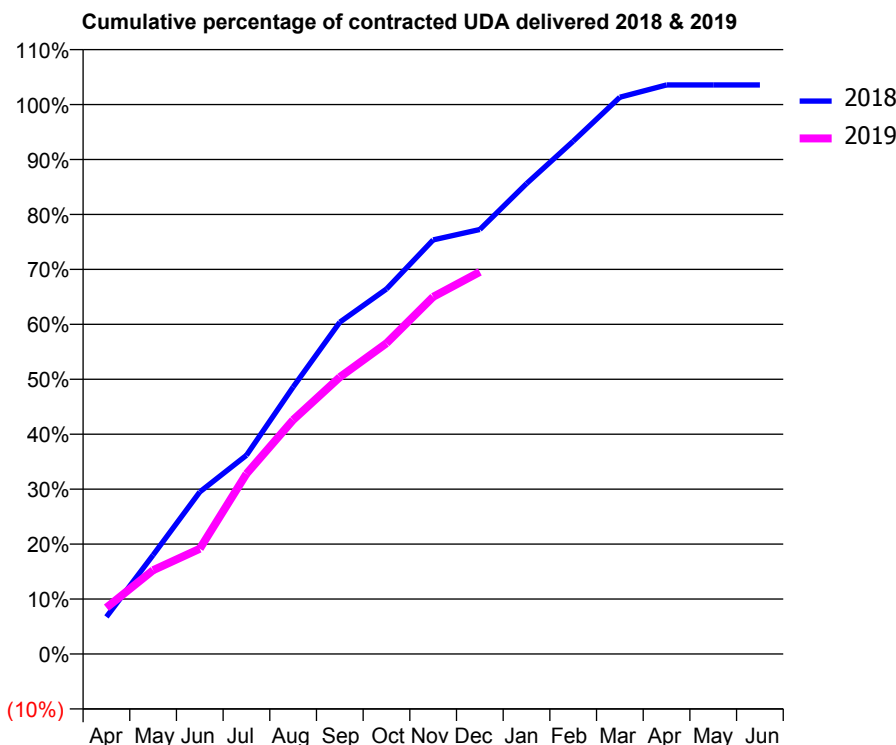
18/19 Contracted general activity (UDA)	308
Carry forward general activity (UDA)	0
18/19 Contracted orthodontic activity (UOA)	0
Carry forward orthodontic activity (UOA)	0
Baseline contract value	£8,889.59

ACCESS*

Patients seen in 24 months	Total	Change since previous quarter
Quarter ending December 2017	175	
Quarter ending March 2018	172	↓
Quarter ending June 2018	179	↑
Quarter ending September 2018	180	→
Quarter ending December 2018	183	→
Variance since December 2017	4.6%	↑



ACTIVITY



Adjusted Scheduled Activity (UDA)		
Month	2018	2019
April	21	26
May	57	47
June	93	59
July	114	101
August	153	131
September	190	155
October	209	174
November	237	200
December	243	214
January	269	
February	293	
March	318	
April	325	
May	325	
June	325	

QUALITY

	Quantity	Base Number	Contract	AT	Region	England
% of FP17s for the same patient ID Re-attending within 3 months - Children	8	171	4.7%	11.8%	12.3%	11.8%
% of FP17s for the same patient ID Re-attending within 3 months - Adults	0	5	0.0%	16.6%	15.8%	15.6%
% of FP17s for the same patient ID Re-attending between 3 & 9 months - Children	100	171	58.5%	58.0%	60.1%	58.8%
% of FP17s for the same patient ID Re-attending between 3 & 9 months - Adults	4	5	80.0%	52.0%	53.3%	51.0%
% of FP17s for Band 1 Urgent Courses	1	168	0.6%	9.7%	9.0%	9.0%
% of FP17s Relating to Free Repair or Replacements	0	168	0.0%	1.1%	1.0%	0.8%
% of FP17s Relating to Continuations	0	168	0.0%	1.1%	1.0%	0.9%
% of Patients satisfied with the dentistry they have received	0	0	N/A	94.2%	93.8%	93.2%
% of Patients satisfied with the time they had to wait for an appointment	0	0	N/A	92.4%	89.4%	88.3%

* This is based on patients treated on this contract for their most recent course of treatment. Figures in italics indicate the base number of FP17s or Patient Questionnaire responses are less than 100. N/A is shown where the base number of responses is less than 10 during the period. % is calculated as Quantity/Base number*100

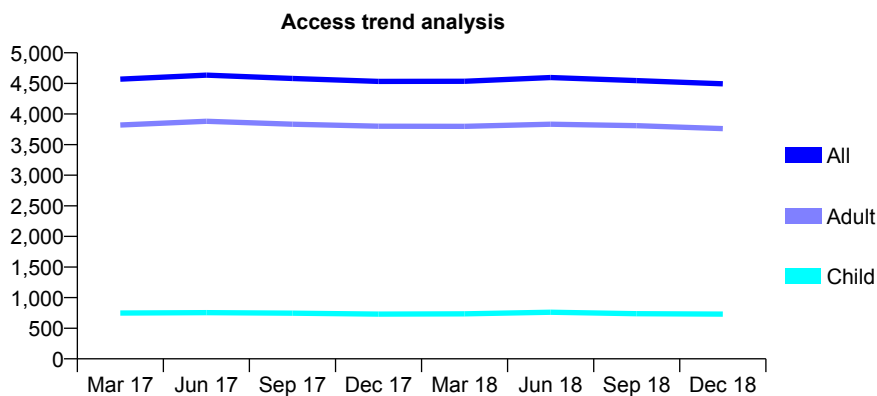
Q44 - Vital Signs At a Glance Contract Report for 725382/0001 - December 2018

Name or company name	Mr IC Sproat & Mr M Mirza
Contract type name	GDS Contract
Purpose of contract	General
Contract start date	01/04/2006
Contract end date	

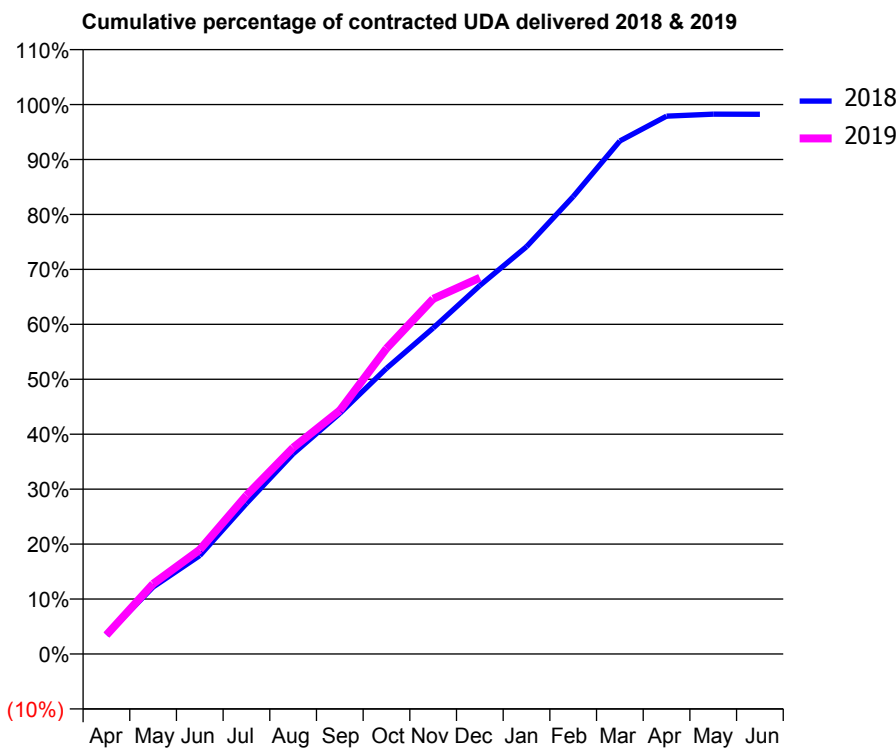
18/19 Contracted general activity (UDA)	12,165
Carry forward general activity (UDA)	216
18/19 Contracted orthodontic activity (UOA)	0
Carry forward orthodontic activity (UOA)	0
Baseline contract value	£374,326.75

ACCESS*

Patients seen in 24 months	Total	Change since previous quarter
Quarter ending December 2017	4,532	
Quarter ending March 2018	4,534	→
Quarter ending June 2018	4,595	→
Quarter ending September 2018	4,546	↓
Quarter ending December 2018	4,493	↓
Variance since December 2017	(0.9%)	→



ACTIVITY



Month	Adjusted Scheduled Activity (UDA)	
	2018	2019
April	420	421
May	1,483	1,553
June	2,181	2,310
July	3,334	3,511
August	4,432	4,568
September	5,328	5,392
October	6,326	6,763
November	7,215	7,864
December	8,159	8,330
January	9,017	
February	10,126	
March	11,359	
April	11,907	
May	11,950	
June	11,948	

QUALITY

	Quantity	Base Number	Contract	AT	Region	England
% of FP17s for the same patient ID Re-attending within 3 months - Children	80	923	8.7%	11.8%	12.3%	11.8%
% of FP17s for the same patient ID Re-attending within 3 months - Adults	667	4,238	15.7%	16.6%	15.8%	15.6%
% of FP17s for the same patient ID Re-attending between 3 & 9 months - Children	654	923	70.9%	58.0%	60.1%	58.8%
% of FP17s for the same patient ID Re-attending between 3 & 9 months - Adults	2,379	4,238	56.1%	52.0%	53.3%	51.0%
% of FP17s for Band 1 Urgent Courses	402	4,865	8.3%	9.7%	9.0%	9.0%
% of FP17s Relating to Free Repair or Replacements	80	4,865	1.6%	1.1%	1.0%	0.8%
% of FP17s Relating to Continuations	66	4,865	1.4%	1.1%	1.0%	0.9%
% of Patients satisfied with the dentistry they have received	2	2	N/A	94.2%	93.8%	93.2%
% of Patients satisfied with the time they had to wait for an appointment	2	2	N/A	92.4%	89.4%	88.3%

* This is based on patients treated on this contract for their most recent course of treatment. Figures in italics indicate the base number of FP17s or Patient Questionnaire responses are less than 100. N/A is shown where the base number of responses is less than 10 during the period. % is calculated as Quantity/Base number*100

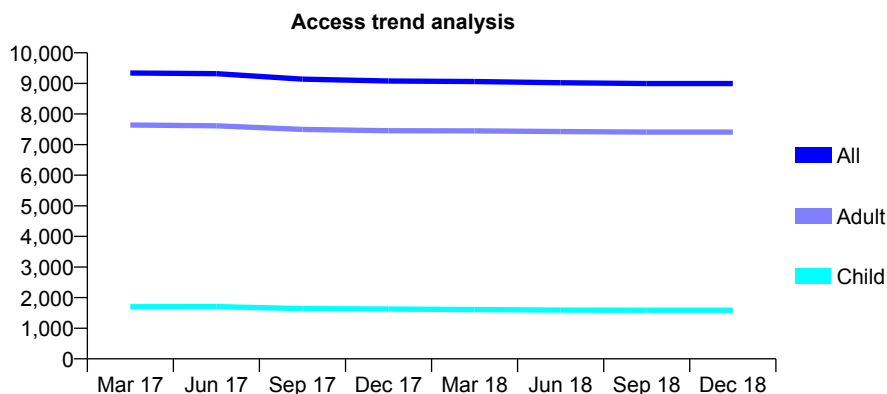
Q44 - Vital Signs At a Glance Contract Report for 725382/0002 - December 2018

Name or company name	MR IC SPROAT
Contract type name	GDS Contract
Purpose of contract	General
Contract start date	01/04/2006
Contract end date	

18/19 Contracted general activity (UDA)	26,156
Carry forward general activity (UDA)	181
18/19 Contracted orthodontic activity (UOA)	0
Carry forward orthodontic activity (UOA)	0
Baseline contract value	£790,479.75

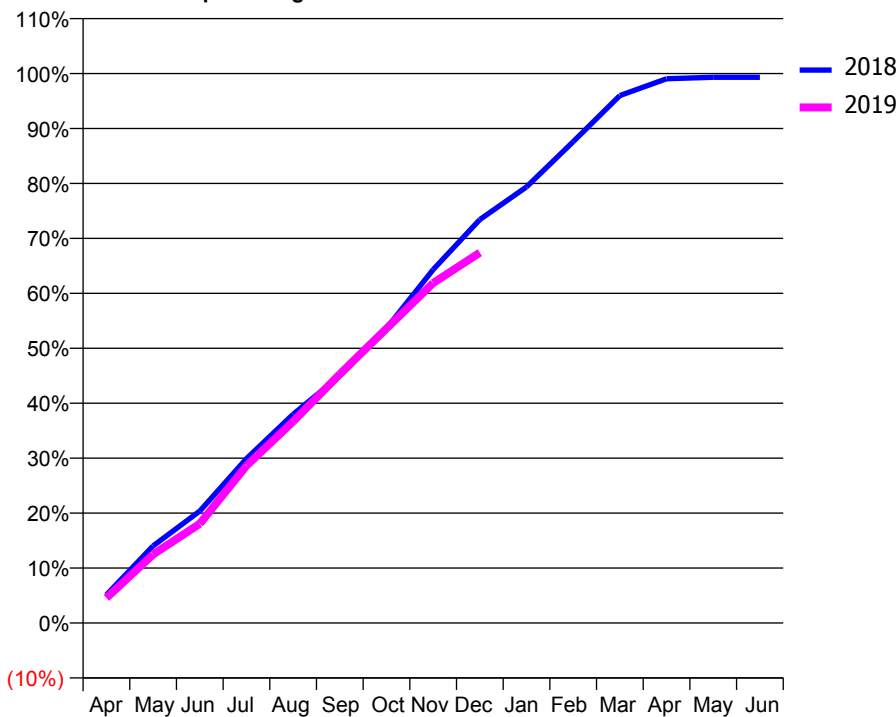
ACCESS*

Patients seen in 24 months	Total	Change since previous quarter
Quarter ending December 2017	9,078	
Quarter ending March 2018	9,060	→
Quarter ending June 2018	9,023	→
Quarter ending September 2018	8,997	→
Quarter ending December 2018	8,995	→
Variance since December 2017	(0.9%)	→



ACTIVITY

Cumulative percentage of contracted UDA delivered 2018 & 2019



Month	Adjusted Scheduled Activity (UDA)	
	2018	2019
April	1,343	1,195
May	3,675	3,266
June	5,326	4,725
July	7,821	7,486
August	9,934	9,597
September	11,767	11,845
October	14,032	14,016
November	16,821	16,183
December	19,206	17,627
January	20,756	
February	22,912	
March	25,105	
April	25,909	
May	25,974	
June	25,974	

QUALITY

	Quantity	Base Number	Contract	AT	Region	England
% of FP17s for the same patient ID Re-attending within 3 months - Children	125	1,769	7.1%	11.8%	12.3%	11.8%
% of FP17s for the same patient ID Re-attending within 3 months - Adults	1,140	8,453	13.5%	16.6%	15.8%	15.6%
% of FP17s for the same patient ID Re-attending between 3 & 9 months - Children	1,089	1,769	61.6%	58.0%	60.1%	58.8%
% of FP17s for the same patient ID Re-attending between 3 & 9 months - Adults	5,059	8,453	59.8%	52.0%	53.3%	51.0%
% of FP17s for Band 1 Urgent Courses	714	9,731	7.3%	9.7%	9.0%	9.0%
% of FP17s Relating to Free Repair or Replacements	194	9,731	2.0%	1.1%	1.0%	0.8%
% of FP17s Relating to Continuations	151	9,731	1.6%	1.1%	1.0%	0.9%
% of Patients satisfied with the dentistry they have received	6	6	N/A	94.2%	93.8%	93.2%
% of Patients satisfied with the time they had to wait for an appointment	6	6	N/A	92.4%	89.4%	88.3%

* This is based on patients treated on this contract for their most recent course of treatment. Figures in italics indicate the base number of FP17s or Patient Questionnaire responses are less than 100. N/A is shown where the base number of responses is less than 10 during the period. % is calculated as Quantity/Base number*100

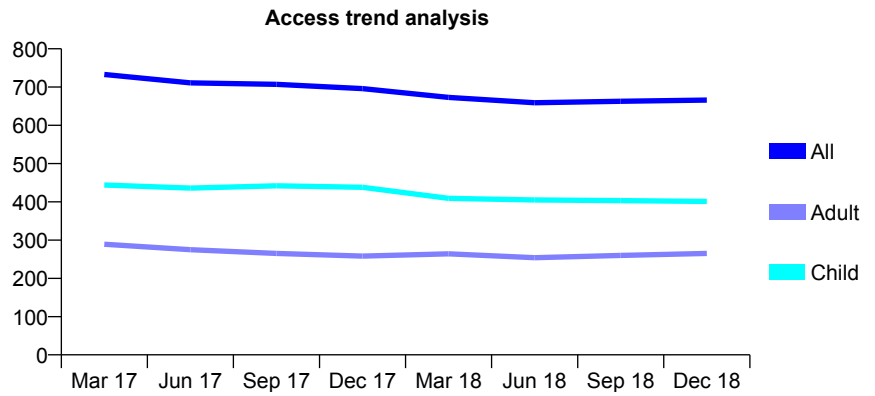
Q44 - Vital Signs At a Glance Contract Report for 725889/0001 - December 2018

Name or company name	MR GD ROWE
Contract type name	PDS Contract
Purpose of contract	General
Contract start date	01/04/2006
Contract end date	31/03/2025

18/19 Contracted general activity (UDA)	2,220
Carry forward general activity (UDA)	0
18/19 Contracted orthodontic activity (UOA)	0
Carry forward orthodontic activity (UOA)	0
Baseline contract value	£48,435.66

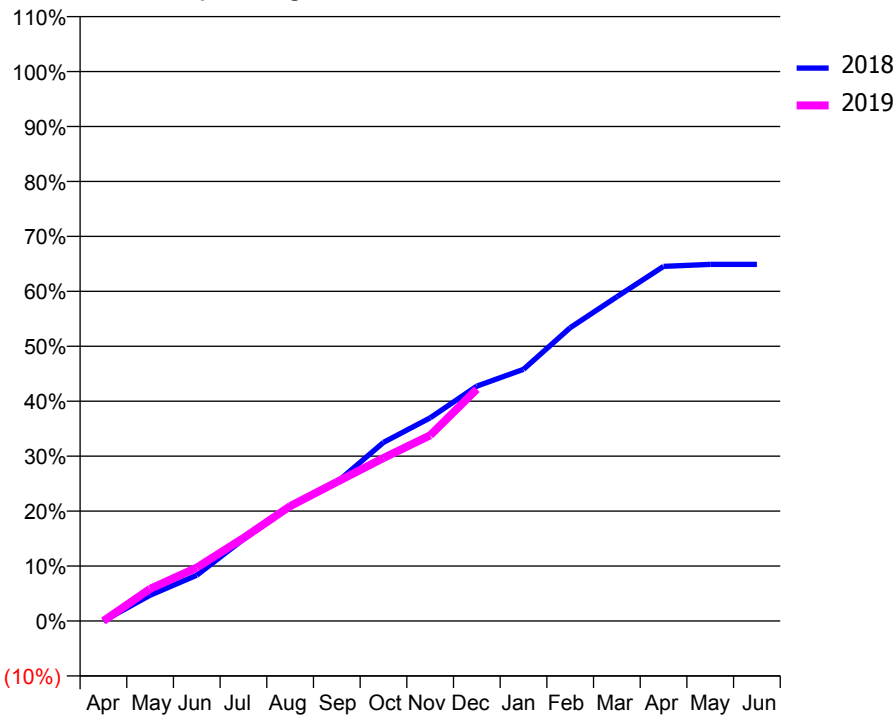
ACCESS*

Patients seen in 24 months	Total	Change since previous quarter
Quarter ending December 2017	696	
Quarter ending March 2018	673	↓
Quarter ending June 2018	659	↓
Quarter ending September 2018	663	→
Quarter ending December 2018	666	→
Variance since December 2017	(4.3%)	↓



ACTIVITY

Cumulative percentage of contracted UDA delivered 2018 & 2019



Month	Adjusted Scheduled Activity (UDA)	
	2018	2019
April	0	0
May	104	130
June	185	216
July	330	336
August	466	464
September	561	562
October	721	658
November	821	750
December	949	937
January	1,017	
February	1,185	
March	1,310	
April	1,433	
May	1,441	
June	1,441	

QUALITY

	Quantity	Base Number	Contract	AT	Region	England
% of FP17s for the same patient ID Re-attending within 3 months - Children	44	451	9.8%	11.8%	12.3%	11.8%
% of FP17s for the same patient ID Re-attending within 3 months - Adults	21	215	9.8%	16.6%	15.8%	15.6%
% of FP17s for the same patient ID Re-attending between 3 & 9 months - Children	241	451	53.4%	58.0%	60.1%	58.8%
% of FP17s for the same patient ID Re-attending between 3 & 9 months - Adults	118	215	54.9%	52.0%	53.3%	51.0%
% of FP17s for Band 1 Urgent Courses	29	572	5.1%	9.7%	9.0%	9.0%
% of FP17s Relating to Free Repair or Replacements	0	572	0.0%	1.1%	1.0%	0.8%
% of FP17s Relating to Continuations	0	572	0.0%	1.1%	1.0%	0.9%
% of Patients satisfied with the dentistry they have received	0	0	N/A	94.2%	93.8%	93.2%
% of Patients satisfied with the time they had to wait for an appointment	0	0	N/A	92.4%	89.4%	88.3%

* This is based on patients treated on this contract for their most recent course of treatment. Figures in italics indicate the base number of FP17s or Patient Questionnaire responses are less than 100. N/A is shown where the base number of responses is less than 10 during the period. % is calculated as Quantity/Base number*100

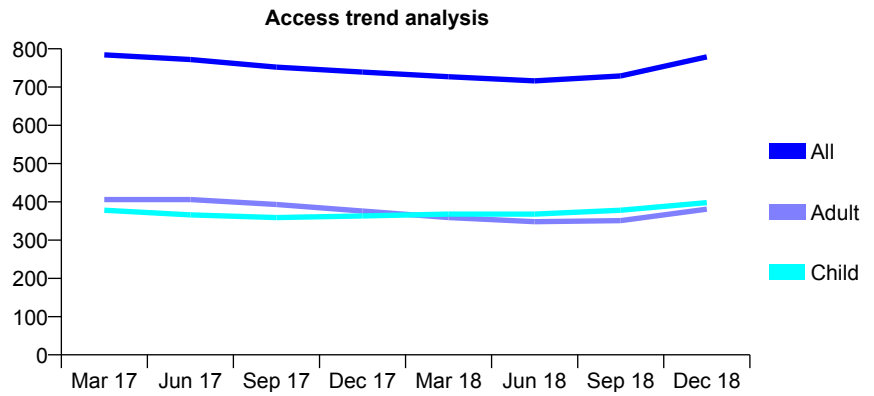
Q44 - Vital Signs At a Glance Contract Report for 732486/0001 - December 2018

Name or company name	MR D BARCLAY
Contract type name	GDS Contract
Purpose of contract	General
Contract start date	01/04/2006
Contract end date	

18/19 Contracted general activity (UDA)	2,188
Carry forward general activity (UDA)	0
18/19 Contracted orthodontic activity (UOA)	0
Carry forward orthodontic activity (UOA)	0
Baseline contract value	£55,113.06

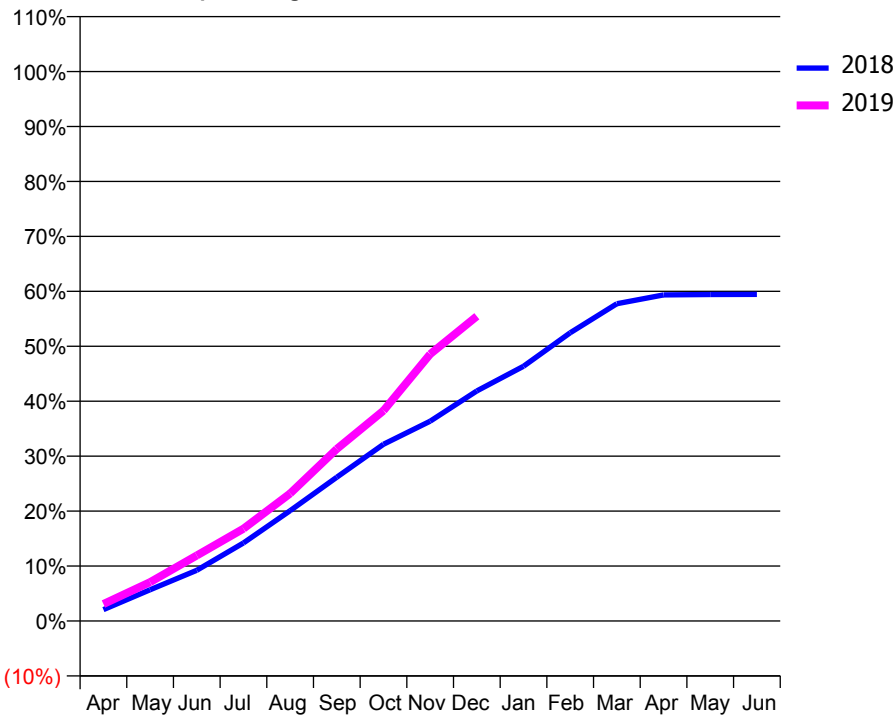
ACCESS*

Patients seen in 24 months	Total	Change since previous quarter
Quarter ending December 2017	739	
Quarter ending March 2018	727	↓
Quarter ending June 2018	716	↓
Quarter ending September 2018	729	→
Quarter ending December 2018	779	↑
Variance since December 2017	5.4%	↑



ACTIVITY

Cumulative percentage of contracted UDA delivered 2018 & 2019



Month	Adjusted Scheduled Activity (UDA)	
	2018	2019
April	45	68
May	124	155
June	202	261
July	311	368
August	439	508
September	573	685
October	704	838
November	796	1,063
December	916	1,213
January	1,014	
February	1,148	
March	1,263	
April	1,299	
May	1,300	
June	1,301	

QUALITY

	Quantity	Base Number	Contract	AT	Region	England
% of FP17s for the same patient ID Re-attending within 3 months - Children	49	484	10.1%	11.8%	12.3%	11.8%
% of FP17s for the same patient ID Re-attending within 3 months - Adults	33	331	10.0%	16.6%	15.8%	15.6%
% of FP17s for the same patient ID Re-attending between 3 & 9 months - Children	306	484	63.2%	58.0%	60.1%	58.8%
% of FP17s for the same patient ID Re-attending between 3 & 9 months - Adults	157	331	47.4%	52.0%	53.3%	51.0%
% of FP17s for Band 1 Urgent Courses	27	780	3.5%	9.7%	9.0%	9.0%
% of FP17s Relating to Free Repair or Replacements	0	780	0.0%	1.1%	1.0%	0.8%
% of FP17s Relating to Continuations	2	780	0.3%	1.1%	1.0%	0.9%
% of Patients satisfied with the dentistry they have received	0	0	N/A	94.2%	93.8%	93.2%
% of Patients satisfied with the time they had to wait for an appointment	0	0	N/A	92.4%	89.4%	88.3%

* This is based on patients treated on this contract for their most recent course of treatment. Figures in italics indicate the base number of FP17s or Patient Questionnaire responses are less than 100. N/A is shown where the base number of responses is less than 10 during the period. % is calculated as Quantity/Base number*100

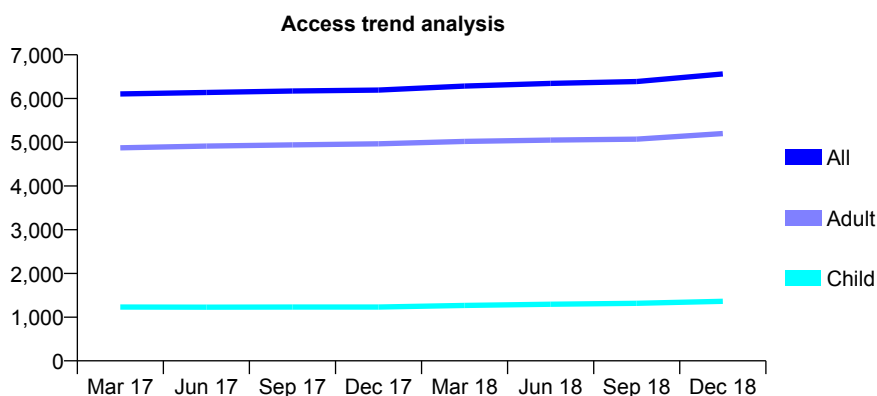
Q44 - Vital Signs At a Glance Contract Report for 733032/0001 - December 2018

Name or company name	Middlewich Dental Surgery
Contract type name	GDS Contract
Purpose of contract	General
Contract start date	01/04/2006
Contract end date	

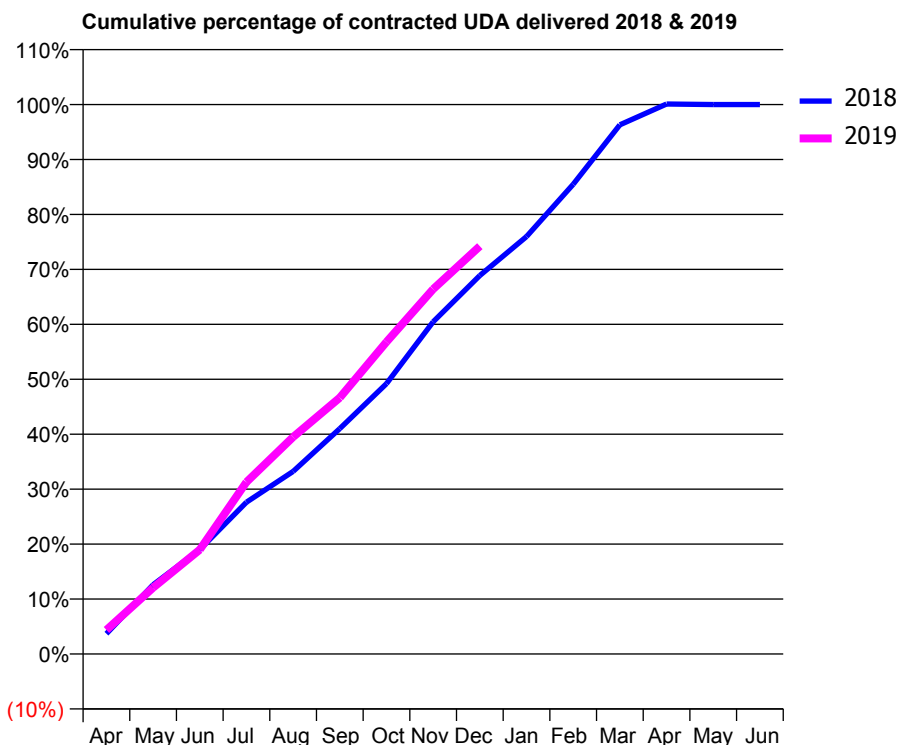
18/19 Contracted general activity (UDA)	16,536
Carry forward general activity (UDA)	0
18/19 Contracted orthodontic activity (UOA)	0
Carry forward orthodontic activity (UOA)	0
Baseline contract value	£522,737.59

ACCESS*

Patients seen in 24 months	Total	Change since previous quarter
Quarter ending December 2017	6,194	
Quarter ending March 2018	6,286	→
Quarter ending June 2018	6,346	→
Quarter ending September 2018	6,387	→
Quarter ending December 2018	6,561	↑
Variance since December 2017	5.9%	↑



ACTIVITY



Month	Adjusted Scheduled Activity (UDA)	
	2018	2019
April	613	726
May	2,089	1,996
June	3,151	3,139
July	4,578	5,173
August	5,508	6,529
September	6,803	7,715
October	8,155	9,392
November	10,023	10,982
December	11,419	12,272
January	12,594	
February	14,169	
March	15,964	
April	16,592	
May	16,576	
June	16,578	

QUALITY

	Quantity	Base Number	Contract	AT	Region	England
% of FP17s for the same patient ID Re-attending within 3 months - Children	56	1,387	4.0%	11.8%	12.3%	11.8%
% of FP17s for the same patient ID Re-attending within 3 months - Adults	622	5,306	11.7%	16.6%	15.8%	15.6%
% of FP17s for the same patient ID Re-attending between 3 & 9 months - Children	828	1,387	59.7%	58.0%	60.1%	58.8%
% of FP17s for the same patient ID Re-attending between 3 & 9 months - Adults	2,989	5,306	56.3%	52.0%	53.3%	51.0%
% of FP17s for Band 1 Urgent Courses	152	6,399	2.4%	9.7%	9.0%	9.0%
% of FP17s Relating to Free Repair or Replacements	78	6,399	1.2%	1.1%	1.0%	0.8%
% of FP17s Relating to Continuations	72	6,399	1.1%	1.1%	1.0%	0.9%
% of Patients satisfied with the dentistry they have received	1	2	N/A	94.2%	93.8%	93.2%
% of Patients satisfied with the time they had to wait for an appointment	2	2	N/A	92.4%	89.4%	88.3%

* This is based on patients treated on this contract for their most recent course of treatment. Figures in italics indicate the base number of FP17s or Patient Questionnaire responses are less than 100. N/A is shown where the base number of responses is less than 10 during the period. % is calculated as Quantity/Base number*100

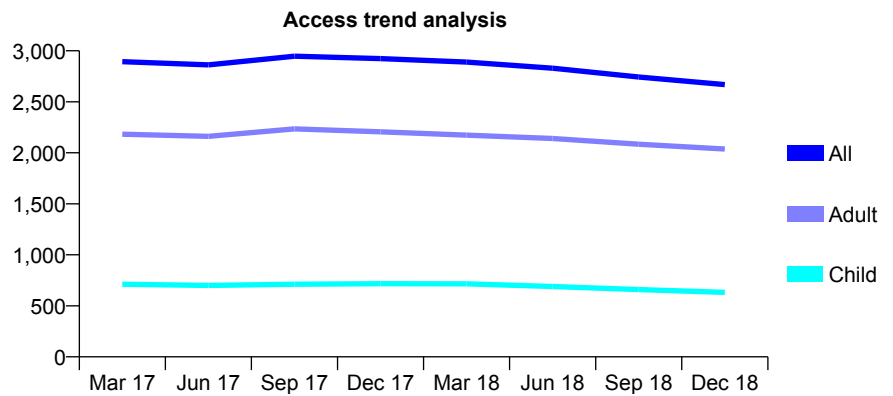
Q44 - Vital Signs At a Glance Contract Report for 739634/0001 - December 2018

Name or company name	MISS KB RAW
Contract type name	GDS Contract
Purpose of contract	General
Contract start date	01/04/2006
Contract end date	

18/19 Contracted general activity (UDA)	10,500
Carry forward general activity (UDA)	0
18/19 Contracted orthodontic activity (UOA)	0
Carry forward orthodontic activity (UOA)	0
Baseline contract value	£254,613.59

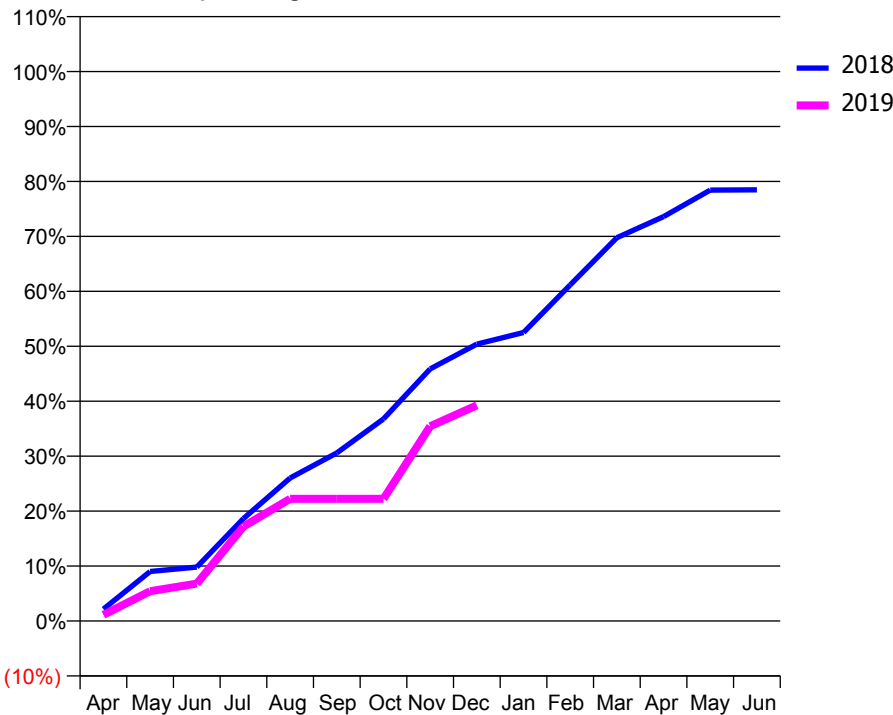
ACCESS*

Patients seen in 24 months	Total	Change since previous quarter
Quarter ending December 2017	2,923	
Quarter ending March 2018	2,889	↓
Quarter ending June 2018	2,830	↓
Quarter ending September 2018	2,743	↓
Quarter ending December 2018	2,669	↓
Variance since December 2017	(8.7%)	↓



ACTIVITY

Cumulative percentage of contracted UDA delivered 2018 & 2019



Month	Adjusted Scheduled Activity (UDA)	
	2018	2019
April	228	117
May	948	569
June	1,030	716
July	1,957	1,804
August	2,732	2,336
September	3,211	2,336
October	3,862	2,336
November	4,816	3,722
December	5,291	4,121
January	5,512	
February	6,422	
March	7,325	
April	7,728	
May	8,233	
June	8,239	

QUALITY

	Quantity	Base Number	Contract	AT	Region	England
% of FP17s for the same patient ID Re-attending within 3 months - Children	40	652	6.1%	11.8%	12.3%	11.8%
% of FP17s for the same patient ID Re-attending within 3 months - Adults	275	1,946	14.1%	16.6%	15.8%	15.6%
% of FP17s for the same patient ID Re-attending between 3 & 9 months - Children	434	652	66.6%	58.0%	60.1%	58.8%
% of FP17s for the same patient ID Re-attending between 3 & 9 months - Adults	1,094	1,946	56.2%	52.0%	53.3%	51.0%
% of FP17s for Band 1 Urgent Courses	220	2,259	9.7%	9.7%	9.0%	9.0%
% of FP17s Relating to Free Repair or Replacements	22	2,259	1.0%	1.1%	1.0%	0.8%
% of FP17s Relating to Continuations	0	2,259	0.0%	1.1%	1.0%	0.9%
% of Patients satisfied with the dentistry they have received	3	4	N/A	94.2%	93.8%	93.2%
% of Patients satisfied with the time they had to wait for an appointment	4	4	N/A	92.4%	89.4%	88.3%

* This is based on patients treated on this contract for their most recent course of treatment. Figures in italics indicate the base number of FP17s or Patient Questionnaire responses are less than 100. N/A is shown where the base number of responses is less than 10 during the period. % is calculated as Quantity/Base number*100

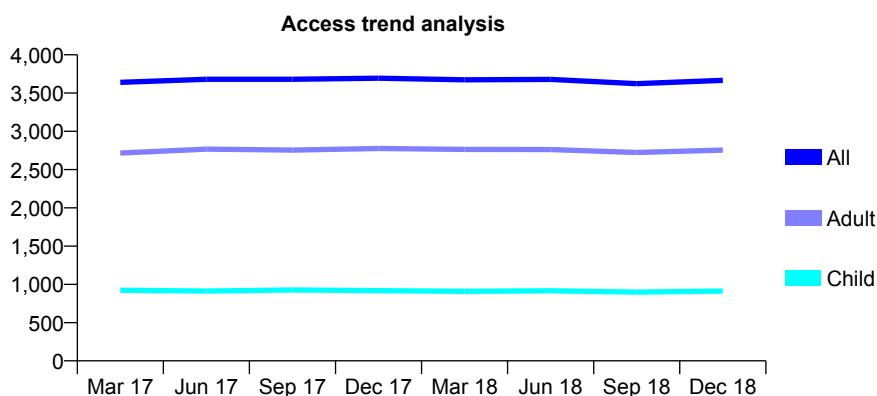
Q44 - Vital Signs At a Glance Contract Report for 742953/0001 - December 2018

Name or company name	MRS CE ROBERTS
Contract type name	GDS Contract
Purpose of contract	General
Contract start date	01/04/2006
Contract end date	

18/19 Contracted general activity (UDA)	12,000
Carry forward general activity (UDA)	35
18/19 Contracted orthodontic activity (UOA)	0
Carry forward orthodontic activity (UOA)	0
Baseline contract value	£291,760.03

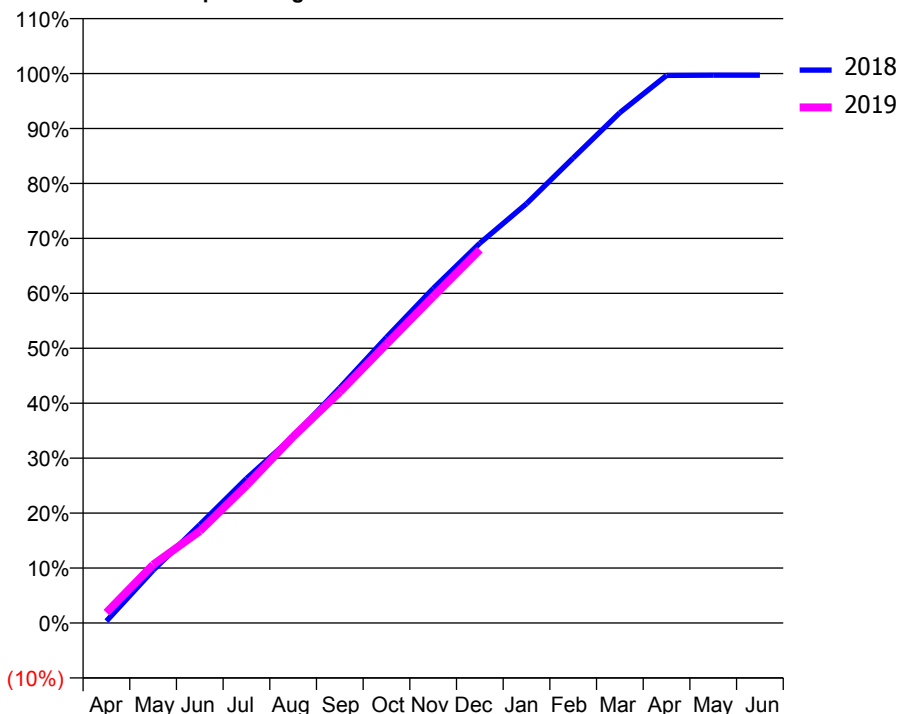
ACCESS*

Patients seen in 24 months	Total	Change since previous quarter
Quarter ending December 2017	3,694	
Quarter ending March 2018	3,673	→
Quarter ending June 2018	3,678	→
Quarter ending September 2018	3,622	↓
Quarter ending December 2018	3,666	→
Variance since December 2017	(0.8%)	→



ACTIVITY

Cumulative percentage of contracted UDA delivered 2018 & 2019



Month	Adjusted Scheduled Activity (UDA)	
	2018	2019
April	41	227
May	1,151	1,274
June	2,148	2,008
July	3,154	3,003
August	4,074	4,069
September	5,140	5,046
October	6,238	6,091
November	7,304	7,130
December	8,296	8,153
January	9,157	
February	10,156	
March	11,146	
April	11,958	
May	11,963	
June	11,964	

QUALITY

	Quantity	Base Number	Contract	AT	Region	England
% of FP17s for the same patient ID Re-attending within 3 months - Children	220	1,277	17.2%	11.8%	12.3%	11.8%
% of FP17s for the same patient ID Re-attending within 3 months - Adults	676	3,426	19.7%	16.6%	15.8%	15.6%
% of FP17s for the same patient ID Re-attending between 3 & 9 months - Children	821	1,277	64.3%	58.0%	60.1%	58.8%
% of FP17s for the same patient ID Re-attending between 3 & 9 months - Adults	2,023	3,426	59.0%	52.0%	53.3%	51.0%
% of FP17s for Band 1 Urgent Courses	284	4,305	6.6%	9.7%	9.0%	9.0%
% of FP17s Relating to Free Repair or Replacements	68	4,305	1.6%	1.1%	1.0%	0.8%
% of FP17s Relating to Continuations	20	4,305	0.5%	1.1%	1.0%	0.9%
% of Patients satisfied with the dentistry they have received	0	1	N/A	94.2%	93.8%	93.2%
% of Patients satisfied with the time they had to wait for an appointment	1	1	N/A	92.4%	89.4%	88.3%

* This is based on patients treated on this contract for their most recent course of treatment. Figures in italics indicate the base number of FP17s or Patient Questionnaire responses are less than 100. N/A is shown where the base number of responses is less than 10 during the period. % is calculated as Quantity/Base number*100

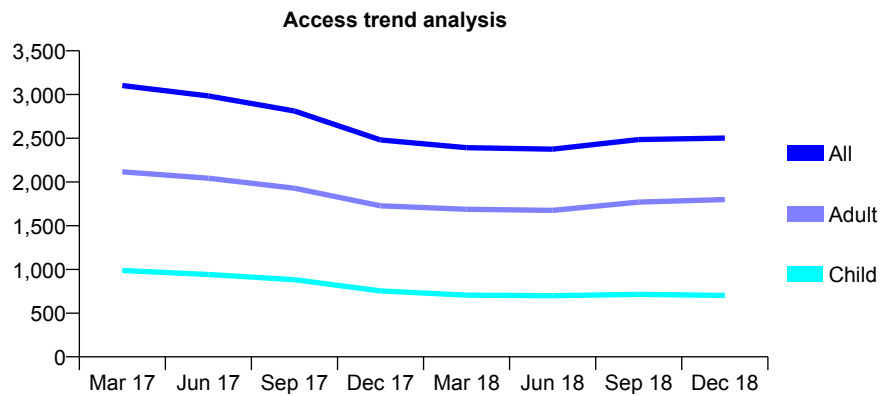
Q44 - Vital Signs At a Glance Contract Report for 745235/0001 - December 2018

Name or company name	Poulton Road Dental Surgery
Contract type name	GDS Contract
Purpose of contract	General
Contract start date	01/04/2006
Contract end date	

18/19 Contracted general activity (UDA)	9,352
Carry forward general activity (UDA)	0
18/19 Contracted orthodontic activity (UOA)	0
Carry forward orthodontic activity (UOA)	0
Baseline contract value	£294,810.22

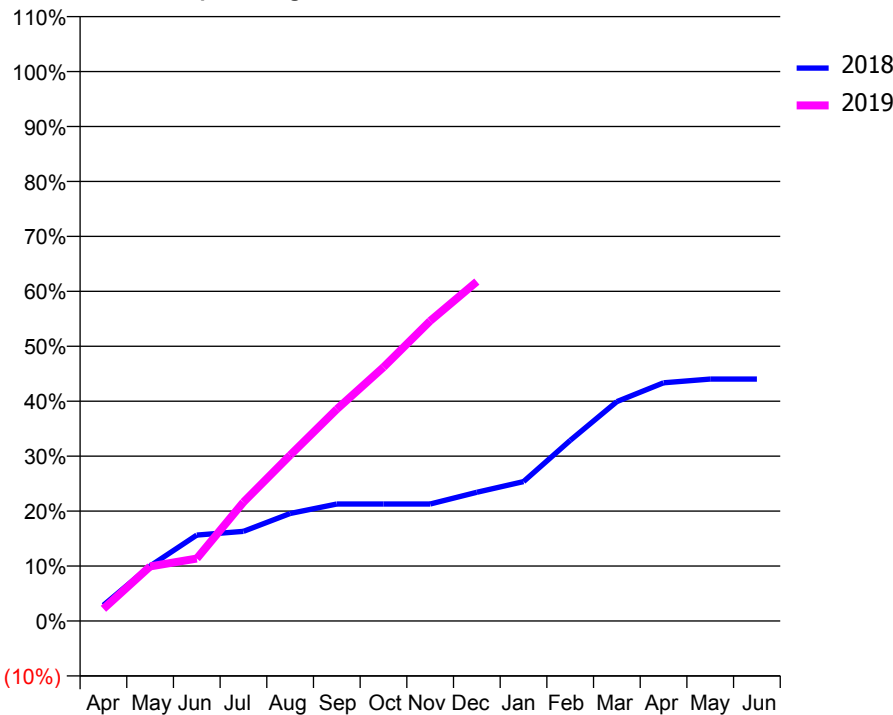
ACCESS*

Patients seen in 24 months	Total	Change since previous quarter
Quarter ending December 2017	2,481	
Quarter ending March 2018	2,392	↓
Quarter ending June 2018	2,375	→
Quarter ending September 2018	2,485	↑
Quarter ending December 2018	2,502	→
Variance since December 2017	0.8%	→



ACTIVITY

Cumulative percentage of contracted UDA delivered 2018 & 2019



Month	Adjusted Scheduled Activity (UDA)	
	2018	2019
April	268	208
May	937	929
June	1,463	1,064
July	1,526	2,023
August	1,830	2,821
September	1,991	3,606
October	1,991	4,320
November	1,991	5,108
December	2,191	5,777
January	2,373	
February	3,073	
March	3,735	
April	4,055	
May	4,118	
June	4,118	

QUALITY

	Quantity	Base Number	Contract	AT	Region	England
% of FP17s for the same patient ID Re-attending within 3 months - Children	56	775	7.2%	11.8%	12.3%	11.8%
% of FP17s for the same patient ID Re-attending within 3 months - Adults	314	1,903	16.5%	16.6%	15.8%	15.6%
% of FP17s for the same patient ID Re-attending between 3 & 9 months - Children	241	775	31.1%	58.0%	60.1%	58.8%
% of FP17s for the same patient ID Re-attending between 3 & 9 months - Adults	590	1,903	31.0%	52.0%	53.3%	51.0%
% of FP17s for Band 1 Urgent Courses	412	2,524	16.3%	9.7%	9.0%	9.0%
% of FP17s Relating to Free Repair or Replacements	3	2,524	0.1%	1.1%	1.0%	0.8%
% of FP17s Relating to Continuations	21	2,524	0.8%	1.1%	1.0%	0.9%
% of Patients satisfied with the dentistry they have received	3	3	N/A	94.2%	93.8%	93.2%
% of Patients satisfied with the time they had to wait for an appointment	3	3	N/A	92.4%	89.4%	88.3%

* This is based on patients treated on this contract for their most recent course of treatment. Figures in italics indicate the base number of FP17s or Patient Questionnaire responses are less than 100. N/A is shown where the base number of responses is less than 10 during the period. % is calculated as Quantity/Base number*100

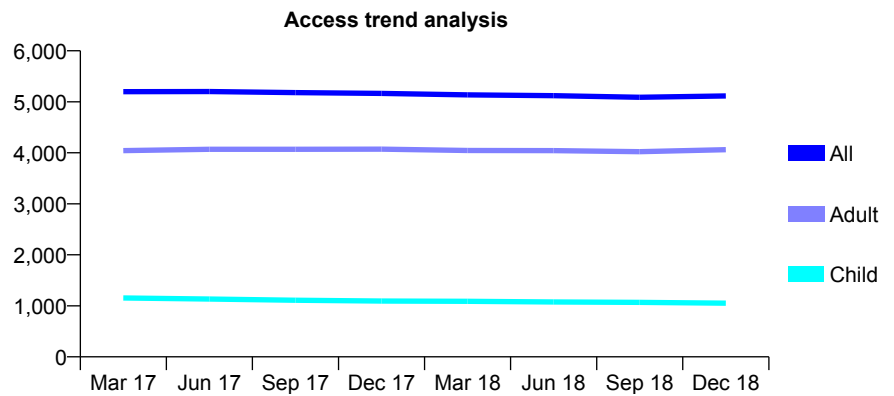
Q44 - Vital Signs At a Glance Contract Report for 746266/0001 - December 2018

Name or company name	MR JK EVANS
Contract type name	GDS Contract
Purpose of contract	General
Contract start date	01/04/2006
Contract end date	

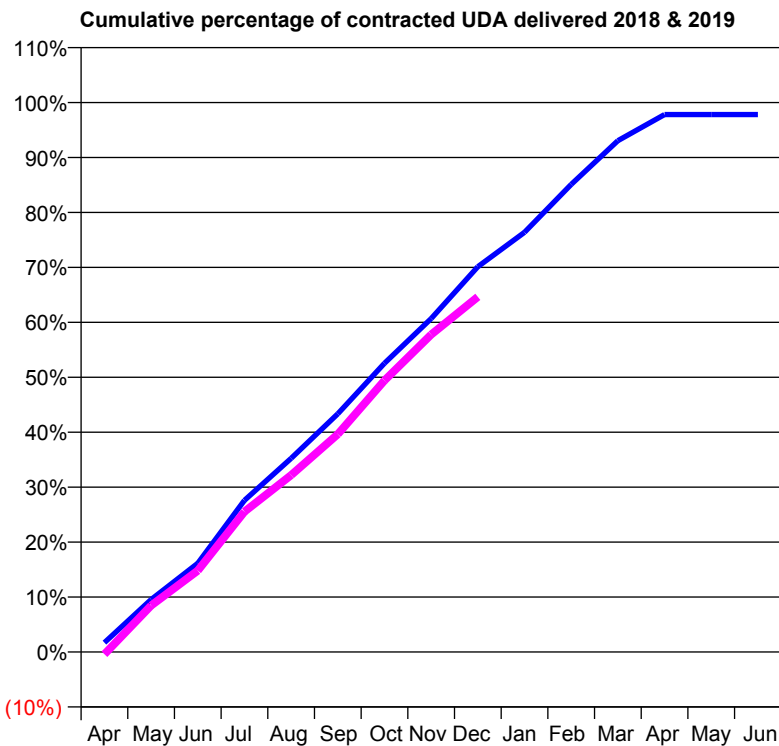
18/19 Contracted general activity (UDA)	15,264
Carry forward general activity (UDA)	662
18/19 Contracted orthodontic activity (UOA)	0
Carry forward orthodontic activity (UOA)	0
Baseline contract value	£475,613.22

ACCESS*

Patients seen in 24 months	Total	Change since previous quarter
Quarter ending December 2017	5,166	
Quarter ending March 2018	5,135	→
Quarter ending June 2018	5,120	→
Quarter ending September 2018	5,090	→
Quarter ending December 2018	5,114	→
Variance since December 2017	(1.0%)	↓



ACTIVITY



Month	Adjusted Scheduled Activity (UDA)	
	2018	2019
April	260	-66
May	1,456	1,289
June	2,465	2,261
July	4,212	3,898
August	5,381	4,914
September	6,619	6,050
October	8,023	7,543
November	9,264	8,817
December	10,703	9,866
January	11,659	
February	12,987	
March	14,202	
April	14,930	
May	14,930	
June	14,930	

QUALITY

	Quantity	Base Number	Contract	AT	Region	England
% of FP17s for the same patient ID Re-attending within 3 months - Children	78	1,016	7.7%	11.8%	12.3%	11.8%
% of FP17s for the same patient ID Re-attending within 3 months - Adults	834	4,439	18.8%	16.6%	15.8%	15.6%
% of FP17s for the same patient ID Re-attending between 3 & 9 months - Children	541	1,016	53.2%	58.0%	60.1%	58.8%
% of FP17s for the same patient ID Re-attending between 3 & 9 months - Adults	2,239	4,439	50.4%	52.0%	53.3%	51.0%
% of FP17s for Band 1 Urgent Courses	661	5,138	12.9%	9.7%	9.0%	9.0%
% of FP17s Relating to Free Repair or Replacements	35	5,138	0.7%	1.1%	1.0%	0.8%
% of FP17s Relating to Continuations	137	5,138	2.7%	1.1%	1.0%	0.9%
% of Patients satisfied with the dentistry they have received	2	2	N/A	94.2%	93.8%	93.2%
% of Patients satisfied with the time they had to wait for an appointment	2	2	N/A	92.4%	89.4%	88.3%

* This is based on patients treated on this contract for their most recent course of treatment. Figures in italics indicate the base number of FP17s or Patient Questionnaire responses are less than 100. N/A is shown where the base number of responses is less than 10 during the period. % is calculated as Quantity/Base number*100

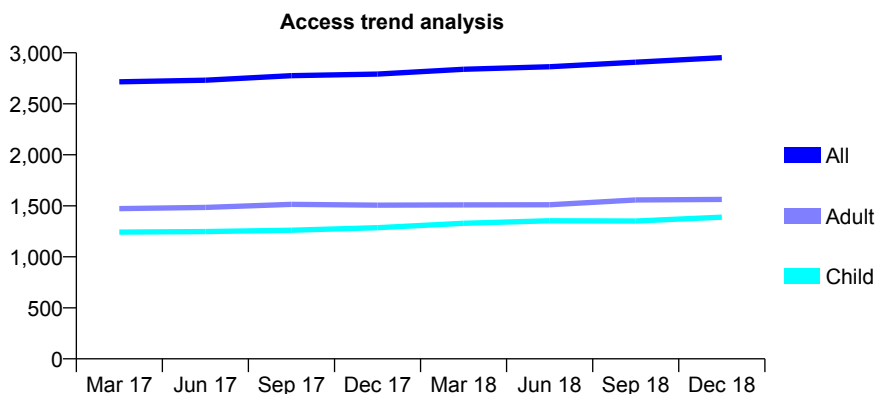
Q44 - Vital Signs At a Glance Contract Report for 746495/0001 - December 2018

Name or company name	MR RS HANDLEY
Contract type name	GDS Contract
Purpose of contract	General
Contract start date	01/04/2006
Contract end date	

18/19 Contracted general activity (UDA)	6,824
Carry forward general activity (UDA)	0
18/19 Contracted orthodontic activity (UOA)	0
Carry forward orthodontic activity (UOA)	0
Baseline contract value	£184,510.96

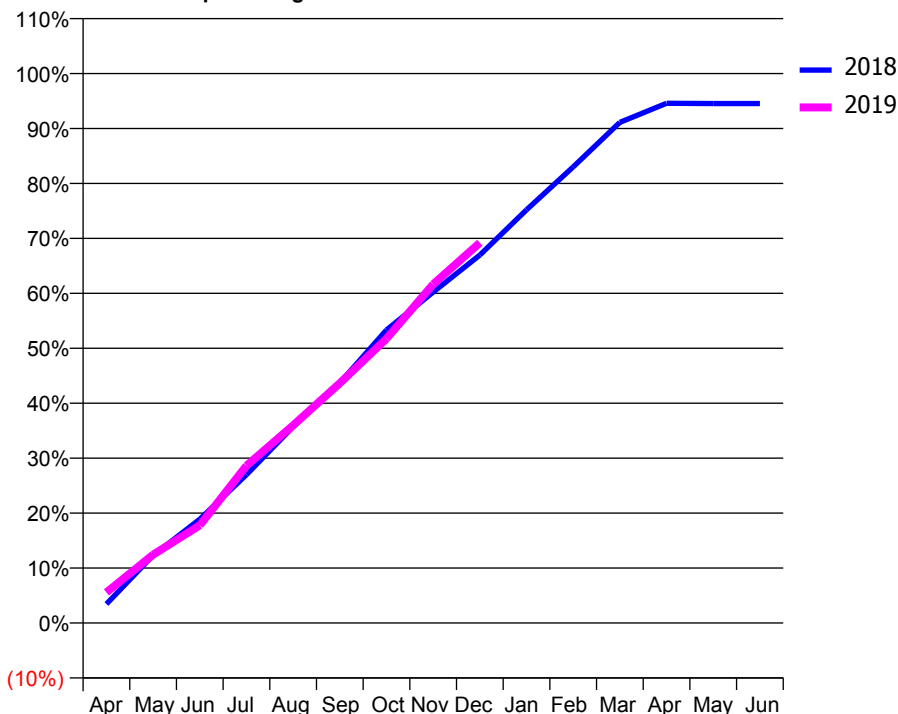
ACCESS*

Patients seen in 24 months	Total	Change since previous quarter
Quarter ending December 2017	2,792	
Quarter ending March 2018	2,838	→
Quarter ending June 2018	2,863	→
Quarter ending September 2018	2,908	→
Quarter ending December 2018	2,952	→
Variance since December 2017	5.7%	↑



ACTIVITY

Cumulative percentage of contracted UDA delivered 2018 & 2019



Month	Adjusted Scheduled Activity (UDA)	
	2018	2019
April	236	380
May	840	849
June	1,290	1,213
July	1,843	1,954
August	2,437	2,455
September	2,983	2,978
October	3,640	3,531
November	4,110	4,208
December	4,570	4,722
January	5,132	
February	5,664	
March	6,218	
April	6,455	
May	6,452	
June	6,452	

QUALITY

	Quantity	Base Number	Contract	AT	Region	England
% of FP17s for the same patient ID Re-attending within 3 months - Children	116	1,741	6.7%	11.8%	12.3%	11.8%
% of FP17s for the same patient ID Re-attending within 3 months - Adults	170	1,693	10.0%	16.6%	15.8%	15.6%
% of FP17s for the same patient ID Re-attending between 3 & 9 months - Children	1,139	1,741	65.4%	58.0%	60.1%	58.8%
% of FP17s for the same patient ID Re-attending between 3 & 9 months - Adults	1,083	1,693	64.0%	52.0%	53.3%	51.0%
% of FP17s for Band 1 Urgent Courses	183	3,259	5.6%	9.7%	9.0%	9.0%
% of FP17s Relating to Free Repair or Replacements	22	3,259	0.7%	1.1%	1.0%	0.8%
% of FP17s Relating to Continuations	11	3,259	0.3%	1.1%	1.0%	0.9%
% of Patients satisfied with the dentistry they have received	0	0	N/A	94.2%	93.8%	93.2%
% of Patients satisfied with the time they had to wait for an appointment	0	0	N/A	92.4%	89.4%	88.3%

* This is based on patients treated on this contract for their most recent course of treatment. Figures in italics indicate the base number of FP17s or Patient Questionnaire responses are less than 100. N/A is shown where the base number of responses is less than 10 during the period. % is calculated as Quantity/Base number*100

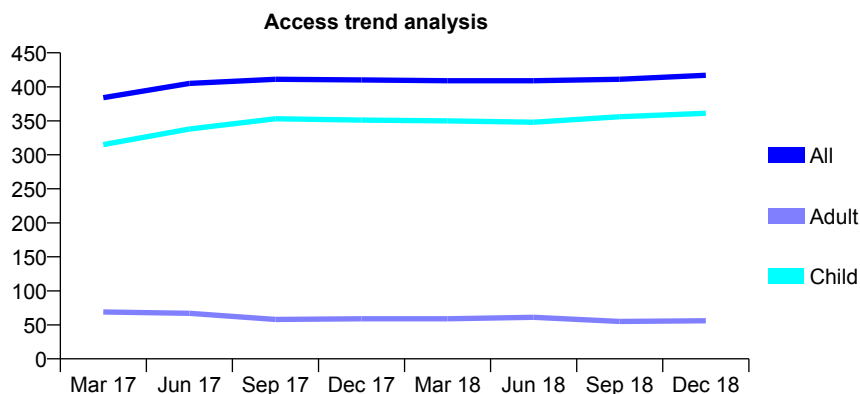
Q44 - Vital Signs At a Glance Contract Report for 751561/0001 - December 2018

Name or company name	MR AA SHAH
Contract type name	GDS Contract
Purpose of contract	General
Contract start date	01/07/2006
Contract end date	

18/19 Contracted general activity (UDA)	800
Carry forward general activity (UDA)	0
18/19 Contracted orthodontic activity (UOA)	0
Carry forward orthodontic activity (UOA)	0
Baseline contract value	£18,467.62

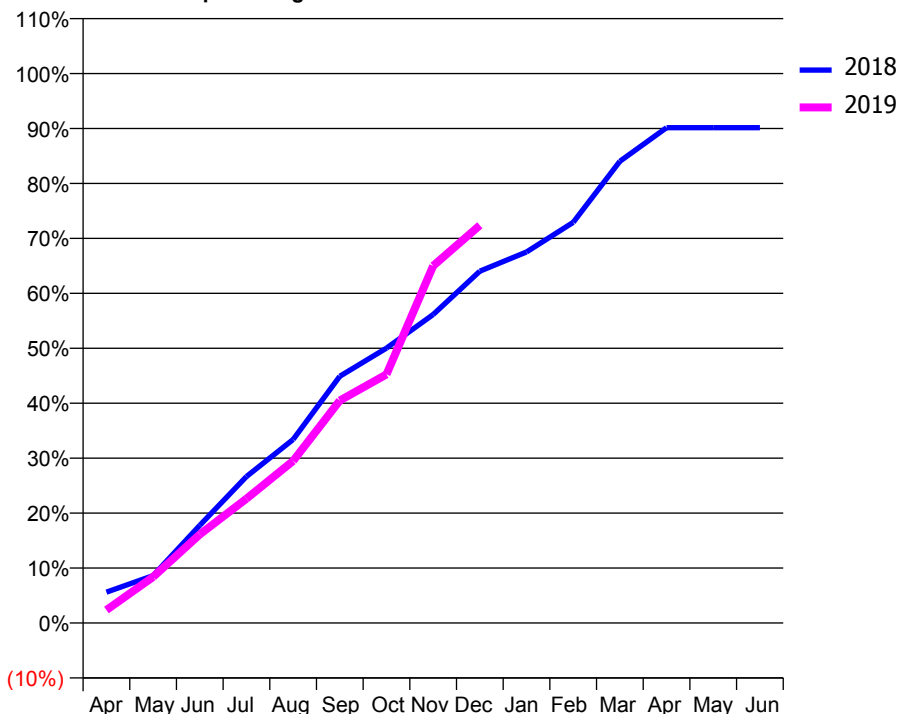
ACCESS*

Patients seen in 24 months	Total	Change since previous quarter
Quarter ending December 2017	410	
Quarter ending March 2018	409	→
Quarter ending June 2018	409	→
Quarter ending September 2018	411	→
Quarter ending December 2018	417	→
Variance since December 2017	1.7%	→



ACTIVITY

Cumulative percentage of contracted UDA delivered 2018 & 2019



Month	Adjusted Scheduled Activity (UDA)	
	2018	2019
April	45	19
May	69	67
June	142	129
July	213	181
August	267	236
September	359	324
October	400	362
November	449	520
December	512	579
January	540	
February	583	
March	672	
April	721	
May	721	
June	721	

QUALITY

	Quantity	Base Number	Contract	AT	Region	England
% of FP17s for the same patient ID Re-attending within 3 months - Children	15	414	3.6%	11.8%	12.3%	11.8%
% of FP17s for the same patient ID Re-attending within 3 months - Adults	0	17	0.0%	16.6%	15.8%	15.6%
% of FP17s for the same patient ID Re-attending between 3 & 9 months - Children	272	414	65.7%	58.0%	60.1%	58.8%
% of FP17s for the same patient ID Re-attending between 3 & 9 months - Adults	15	17	88.2%	52.0%	53.3%	51.0%
% of FP17s for Band 1 Urgent Courses	0	391	0.0%	9.7%	9.0%	9.0%
% of FP17s Relating to Free Repair or Replacements	0	391	0.0%	1.1%	1.0%	0.8%
% of FP17s Relating to Continuations	0	391	0.0%	1.1%	1.0%	0.9%
% of Patients satisfied with the dentistry they have received	0	0	N/A	94.2%	93.8%	93.2%
% of Patients satisfied with the time they had to wait for an appointment	0	0	N/A	92.4%	89.4%	88.3%

* This is based on patients treated on this contract for their most recent course of treatment. Figures in italics indicate the base number of FP17s or Patient Questionnaire responses are less than 100. N/A is shown where the base number of responses is less than 10 during the period. % is calculated as Quantity/Base number*100

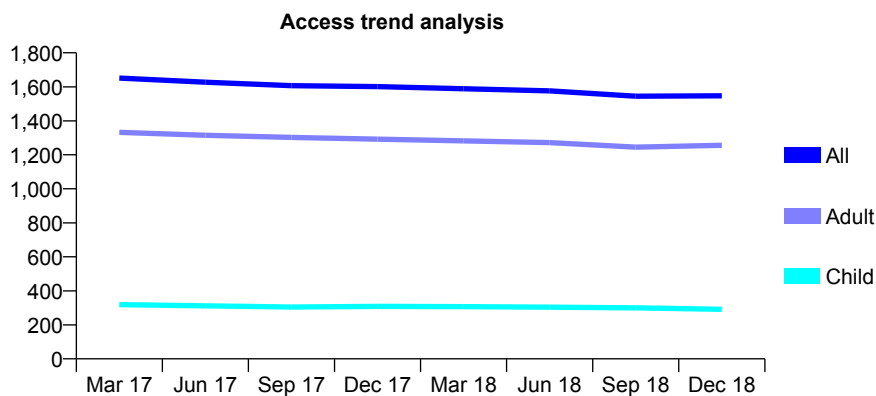
Q44 - Vital Signs At a Glance Contract Report for 762261/0001 - December 2018

Name or company name	MR A ASHTAB
Contract type name	GDS Contract
Purpose of contract	General
Contract start date	01/04/2006
Contract end date	

18/19 Contracted general activity (UDA)	5,520
Carry forward general activity (UDA)	0
18/19 Contracted orthodontic activity (UOA)	0
Carry forward orthodontic activity (UOA)	0
Baseline contract value	£139,924.39

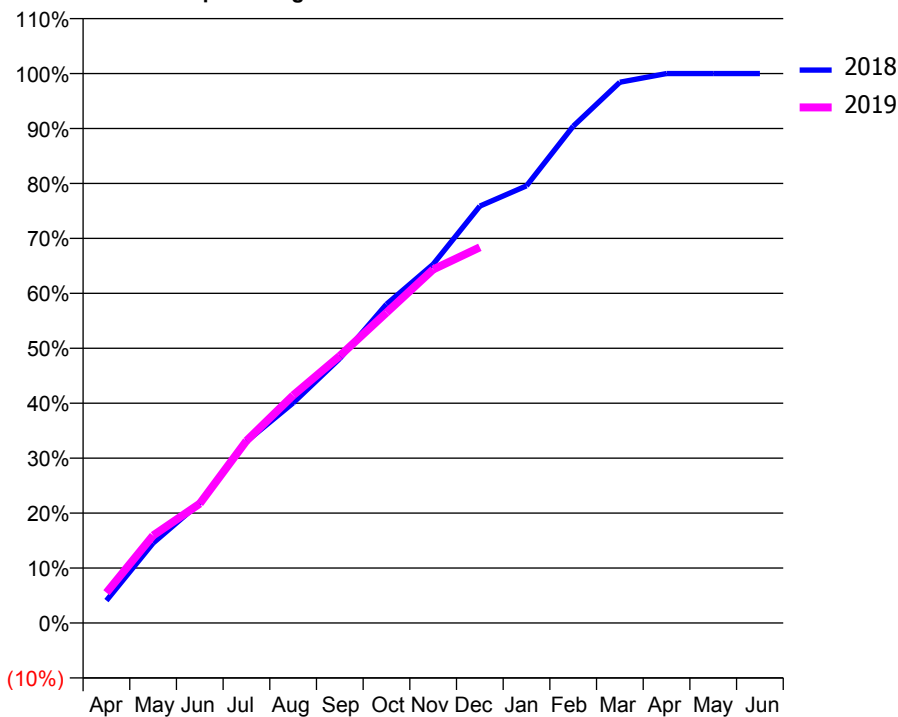
ACCESS*

Patients seen in 24 months	Total	Change since previous quarter
Quarter ending December 2017	1,601	
Quarter ending March 2018	1,589	→
Quarter ending June 2018	1,576	→
Quarter ending September 2018	1,545	↓
Quarter ending December 2018	1,547	→
Variance since December 2017	(3.4%)	↓



ACTIVITY

Cumulative percentage of contracted UDA delivered 2018 & 2019



Month	Adjusted Scheduled Activity (UDA)	
	2018	2019
April	226	305
May	807	880
June	1,213	1,199
July	1,833	1,830
August	2,221	2,287
September	2,670	2,683
October	3,217	3,118
November	3,621	3,551
December	4,208	3,775
January	4,413	
February	5,014	
March	5,458	
April	5,546	
May	5,546	
June	5,546	

QUALITY

	Quantity	Base Number	Contract	AT	Region	England
% of FP17s for the same patient ID Re-attending within 3 months - Children	25	330	7.6%	11.8%	12.3%	11.8%
% of FP17s for the same patient ID Re-attending within 3 months - Adults	322	1,469	21.9%	16.6%	15.8%	15.6%
% of FP17s for the same patient ID Re-attending between 3 & 9 months - Children	231	330	70.0%	58.0%	60.1%	58.8%
% of FP17s for the same patient ID Re-attending between 3 & 9 months - Adults	806	1,469	54.9%	52.0%	53.3%	51.0%
% of FP17s for Band 1 Urgent Courses	159	1,759	9.0%	9.7%	9.0%	9.0%
% of FP17s Relating to Free Repair or Replacements	16	1,759	0.9%	1.1%	1.0%	0.8%
% of FP17s Relating to Continuations	30	1,759	1.7%	1.1%	1.0%	0.9%
% of Patients satisfied with the dentistry they have received	3	3	N/A	94.2%	93.8%	93.2%
% of Patients satisfied with the time they had to wait for an appointment	3	3	N/A	92.4%	89.4%	88.3%

* This is based on patients treated on this contract for their most recent course of treatment. Figures in italics indicate the base number of FP17s or Patient Questionnaire responses are less than 100. N/A is shown where the base number of responses is less than 10 during the period. % is calculated as Quantity/Base number*100

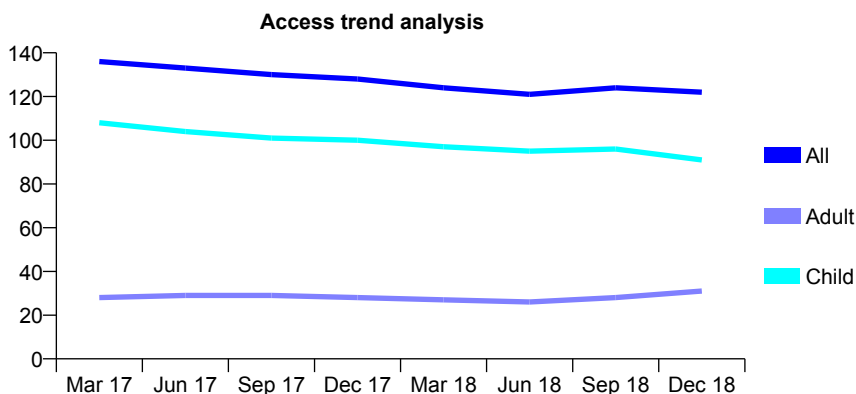
Q44 - Vital Signs At a Glance Contract Report for 766259/0001 - December 2018

Name or company name	MRS A STRETTON
Contract type name	GDS Contract
Purpose of contract	General
Contract start date	19/11/2010
Contract end date	

18/19 Contracted general activity (UDA)	781
Carry forward general activity (UDA)	0
18/19 Contracted orthodontic activity (UOA)	0
Carry forward orthodontic activity (UOA)	0
Baseline contract value	£18,707.93

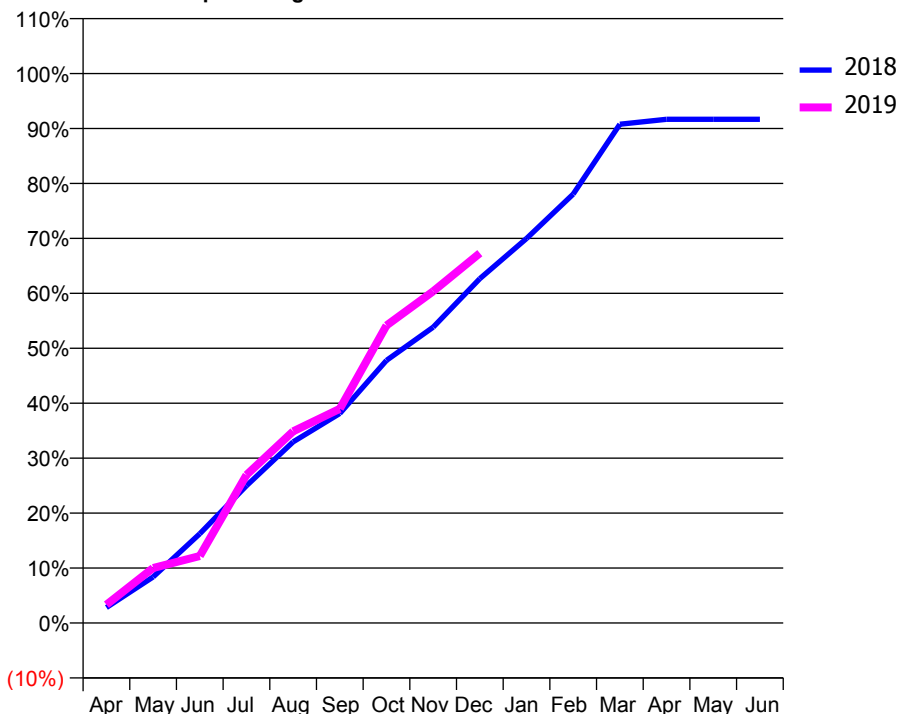
ACCESS*

Patients seen in 24 months	Total	Change since previous quarter
Quarter ending December 2017	128	
Quarter ending March 2018	124	↓
Quarter ending June 2018	121	↓
Quarter ending September 2018	124	↑
Quarter ending December 2018	122	↓
Variance since December 2017	(4.7%)	↓



ACTIVITY

Cumulative percentage of contracted UDA delivered 2018 & 2019



Month	Adjusted Scheduled Activity (UDA)	
	2018	2019
April	22	26
May	65	78
June	127	95
July	195	210
August	257	272
September	298	304
October	373	423
November	420	471
December	489	526
January	546	
February	610	
March	709	
April	716	
May	716	
June	716	

QUALITY

	Quantity	Base Number	Contract	AT	Region	England
% of FP17s for the same patient ID Re-attending within 3 months - Children	30	187	16.0%	11.8%	12.3%	11.8%
% of FP17s for the same patient ID Re-attending within 3 months - Adults	9	25	36.0%	16.6%	15.8%	15.6%
% of FP17s for the same patient ID Re-attending between 3 & 9 months - Children	140	187	74.9%	58.0%	60.1%	58.8%
% of FP17s for the same patient ID Re-attending between 3 & 9 months - Adults	11	25	44.0%	52.0%	53.3%	51.0%
% of FP17s for Band 1 Urgent Courses	13	206	6.3%	9.7%	9.0%	9.0%
% of FP17s Relating to Free Repair or Replacements	0	206	0.0%	1.1%	1.0%	0.8%
% of FP17s Relating to Continuations	5	206	2.4%	1.1%	1.0%	0.9%
% of Patients satisfied with the dentistry they have received	0	0	N/A	94.2%	93.8%	93.2%
% of Patients satisfied with the time they had to wait for an appointment	0	0	N/A	92.4%	89.4%	88.3%

* This is based on patients treated on this contract for their most recent course of treatment. Figures in italics indicate the base number of FP17s or Patient Questionnaire responses are less than 100. N/A is shown where the base number of responses is less than 10 during the period. % is calculated as Quantity/Base number*100

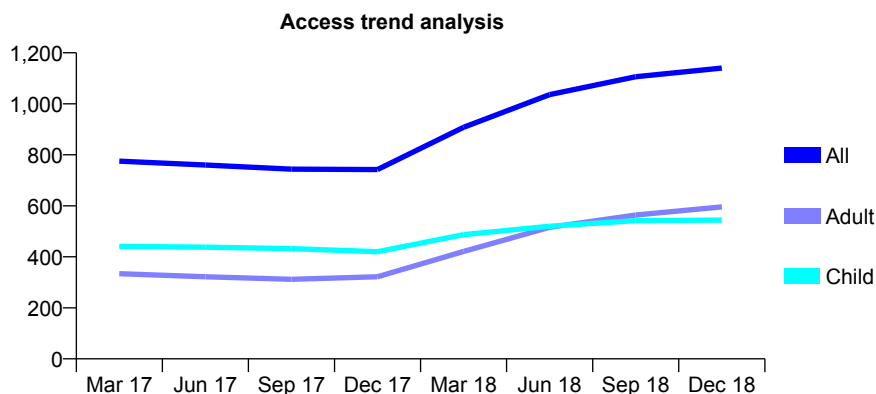
Q44 - Vital Signs At a Glance Contract Report for 803758/0001 - December 2018

Name or company name	White Friars House Dental Practice
Contract type name	GDS Contract
Purpose of contract	General
Contract start date	01/04/2006
Contract end date	

18/19 Contracted general activity (UDA)	5,524
Carry forward general activity (UDA)	0
18/19 Contracted orthodontic activity (UOA)	0
Carry forward orthodontic activity (UOA)	0
Baseline contract value	£116,108.66

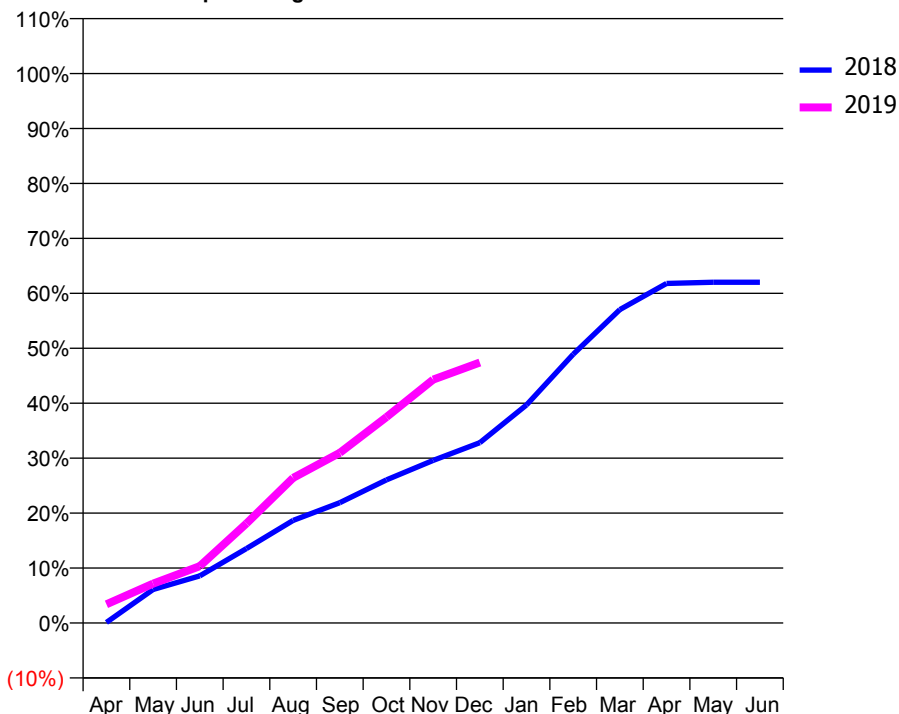
ACCESS*

Patients seen in 24 months	Total	Change since previous quarter
Quarter ending December 2017	742	
Quarter ending March 2018	908	↑
Quarter ending June 2018	1,036	↑
Quarter ending September 2018	1,106	↑
Quarter ending December 2018	1,140	↑
Variance since December 2017	53.6%	↑



ACTIVITY

Cumulative percentage of contracted UDA delivered 2018 & 2019



Month	Adjusted Scheduled Activity (UDA)	
	2018	2019
April	4	188
May	234	396
June	330	572
July	521	1,001
August	717	1,459
September	841	1,711
October	1,001	2,070
November	1,137	2,447
December	1,261	2,619
January	1,524	
February	1,878	
March	2,191	
April	2,373	
May	2,382	
June	2,382	

QUALITY

	Quantity	Base Number	Contract	AT	Region	England
% of FP17s for the same patient ID Re-attending within 3 months - Children	38	591	6.4%	11.8%	12.3%	11.8%
% of FP17s for the same patient ID Re-attending within 3 months - Adults	130	628	20.7%	16.6%	15.8%	15.6%
% of FP17s for the same patient ID Re-attending between 3 & 9 months - Children	290	591	49.1%	58.0%	60.1%	58.8%
% of FP17s for the same patient ID Re-attending between 3 & 9 months - Adults	207	628	33.0%	52.0%	53.3%	51.0%
% of FP17s for Band 1 Urgent Courses	55	1,132	4.9%	9.7%	9.0%	9.0%
% of FP17s Relating to Free Repair or Replacements	5	1,132	0.4%	1.1%	1.0%	0.8%
% of FP17s Relating to Continuations	4	1,132	0.4%	1.1%	1.0%	0.9%
% of Patients satisfied with the dentistry they have received	1	1	N/A	94.2%	93.8%	93.2%
% of Patients satisfied with the time they had to wait for an appointment	1	1	N/A	92.4%	89.4%	88.3%

* This is based on patients treated on this contract for their most recent course of treatment. Figures in italics indicate the base number of FP17s or Patient Questionnaire responses are less than 100. N/A is shown where the base number of responses is less than 10 during the period. % is calculated as Quantity/Base number*100

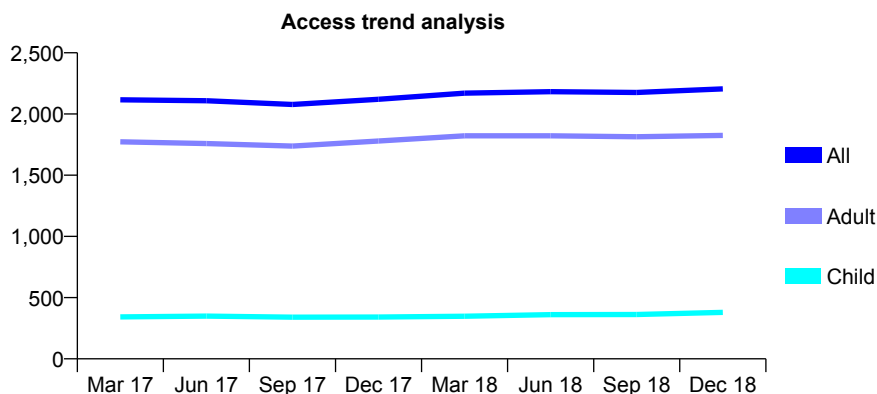
Q44 - Vital Signs At a Glance Contract Report for 804770/0001 - December 2018

Name or company name	Crewe Dental Care
Contract type name	GDS Contract
Purpose of contract	General
Contract start date	01/04/2006
Contract end date	

18/19 Contracted general activity (UDA)	7,381
Carry forward general activity (UDA)	0
18/19 Contracted orthodontic activity (UOA)	0
Carry forward orthodontic activity (UOA)	0
Baseline contract value	£185,973.35

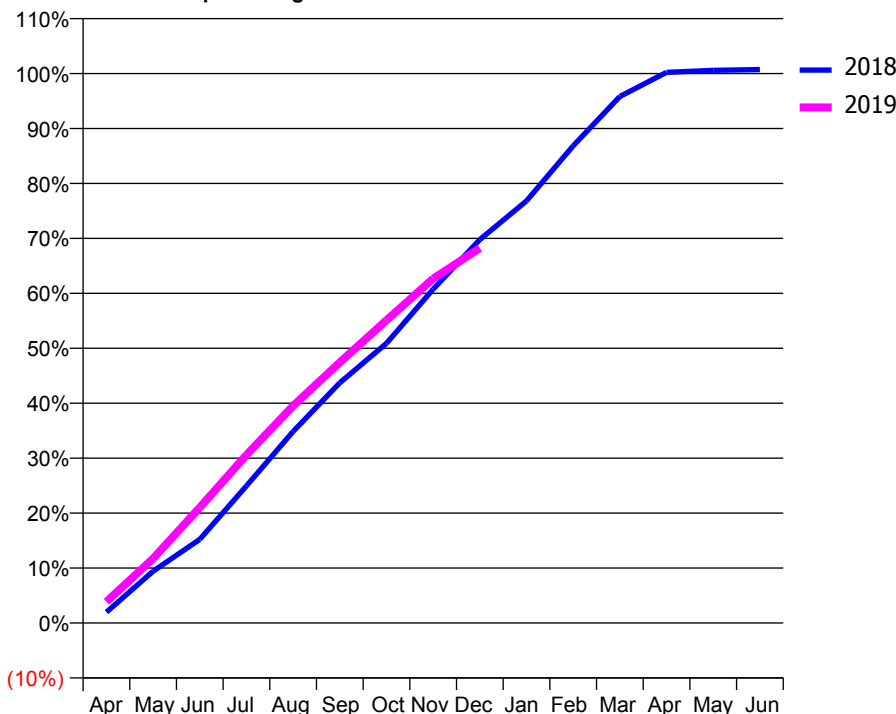
ACCESS*

Patients seen in 24 months	Total	Change since previous quarter
Quarter ending December 2017	2,120	
Quarter ending March 2018	2,170	↑
Quarter ending June 2018	2,183	→
Quarter ending September 2018	2,176	→
Quarter ending December 2018	2,205	→
Variance since December 2017	4.0%	↑



ACTIVITY

Cumulative percentage of contracted UDA delivered 2018 & 2019



Month	Adjusted Scheduled Activity (UDA)	
	2018	2019
April	148	285
May	710	866
June	1,146	1,551
July	1,878	2,259
August	2,624	2,917
September	3,290	3,500
October	3,831	4,066
November	4,574	4,626
December	5,252	5,035
January	5,782	
February	6,537	
March	7,213	
April	7,543	
May	7,571	
June	7,583	

QUALITY

	Quantity	Base Number	Contract	AT	Region	England
% of FP17s for the same patient ID Re-attending within 3 months - Children	16	410	3.9%	11.8%	12.3%	11.8%
% of FP17s for the same patient ID Re-attending within 3 months - Adults	353	2,200	16.0%	16.6%	15.8%	15.6%
% of FP17s for the same patient ID Re-attending between 3 & 9 months - Children	247	410	60.2%	58.0%	60.1%	58.8%
% of FP17s for the same patient ID Re-attending between 3 & 9 months - Adults	1,419	2,200	64.5%	52.0%	53.3%	51.0%
% of FP17s for Band 1 Urgent Courses	20	2,478	0.8%	9.7%	9.0%	9.0%
% of FP17s Relating to Free Repair or Replacements	20	2,478	0.8%	1.1%	1.0%	0.8%
% of FP17s Relating to Continuations	29	2,478	1.2%	1.1%	1.0%	0.9%
% of Patients satisfied with the dentistry they have received	1	1	N/A	94.2%	93.8%	93.2%
% of Patients satisfied with the time they had to wait for an appointment	1	1	N/A	92.4%	89.4%	88.3%

* This is based on patients treated on this contract for their most recent course of treatment. Figures in italics indicate the base number of FP17s or Patient Questionnaire responses are less than 100. N/A is shown where the base number of responses is less than 10 during the period. % is calculated as Quantity/Base number*100

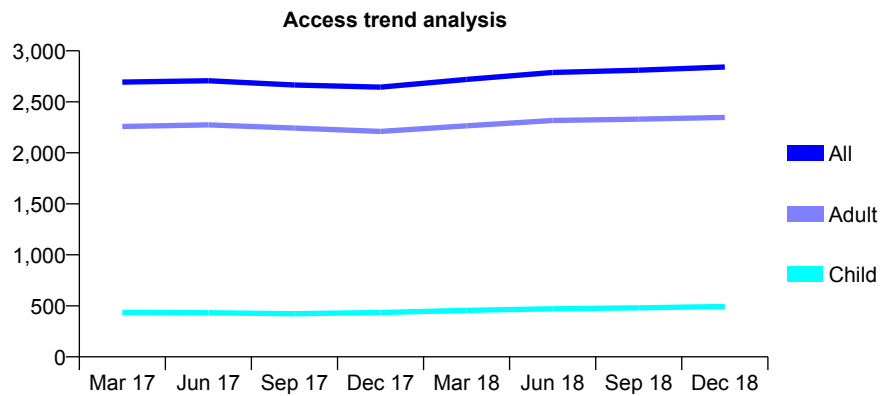
Q44 - Vital Signs At a Glance Contract Report for 810908/0001 - December 2018

Name or company name	MR TW WOODS
Contract type name	GDS Contract
Purpose of contract	General
Contract start date	01/04/2006
Contract end date	

18/19 Contracted general activity (UDA)	7,519
Carry forward general activity (UDA)	0
18/19 Contracted orthodontic activity (UOA)	0
Carry forward orthodontic activity (UOA)	0
Baseline contract value	£190,928.60

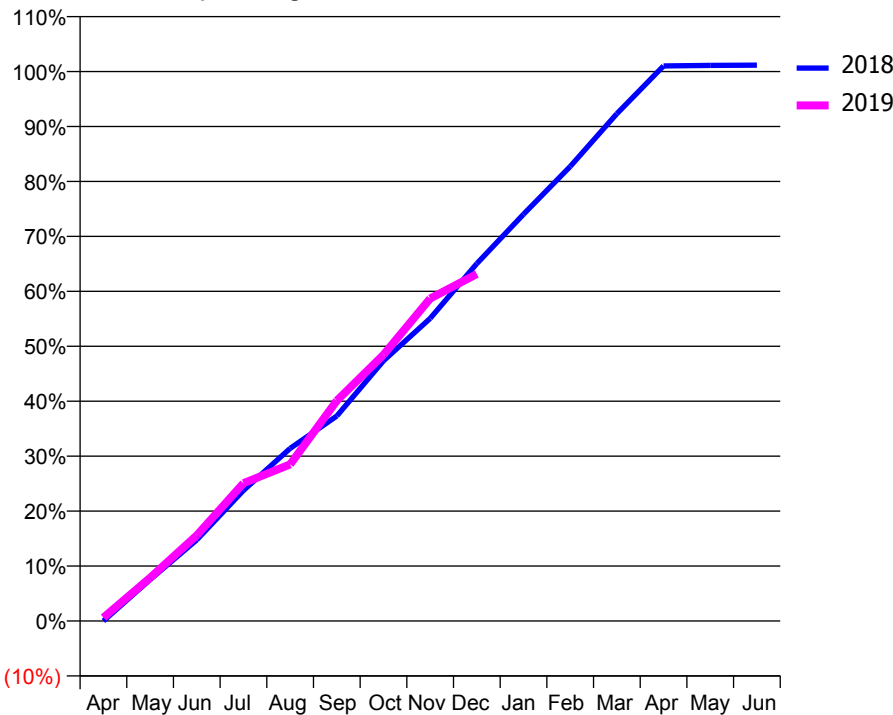
ACCESS*

Patients seen in 24 months	Total	Change since previous quarter
Quarter ending December 2017	2,644	
Quarter ending March 2018	2,720	↑
Quarter ending June 2018	2,788	↑
Quarter ending September 2018	2,810	→
Quarter ending December 2018	2,841	→
Variance since December 2017	7.5%	↑



ACTIVITY

Cumulative percentage of contracted UDA delivered 2018 & 2019



Month	Adjusted Scheduled Activity (UDA)	
	2018	2019
April	0	47
May	577	593
June	1,132	1,172
July	1,822	1,887
August	2,410	2,144
September	2,861	3,015
October	3,631	3,643
November	4,224	4,413
December	4,988	4,749
January	5,677	
February	6,343	
March	7,080	
April	7,747	
May	7,754	
June	7,758	

QUALITY

	Quantity	Base Number	Contract	AT	Region	England
% of FP17s for the same patient ID Re-attending within 3 months - Children	16	413	3.9%	11.8%	12.3%	11.8%
% of FP17s for the same patient ID Re-attending within 3 months - Adults	189	1,991	9.5%	16.6%	15.8%	15.6%
% of FP17s for the same patient ID Re-attending between 3 & 9 months - Children	153	413	37.0%	58.0%	60.1%	58.8%
% of FP17s for the same patient ID Re-attending between 3 & 9 months - Adults	971	1,991	48.8%	52.0%	53.3%	51.0%
% of FP17s for Band 1 Urgent Courses	82	2,095	3.9%	9.7%	9.0%	9.0%
% of FP17s Relating to Free Repair or Replacements	9	2,095	0.4%	1.1%	1.0%	0.8%
% of FP17s Relating to Continuations	20	2,095	1.0%	1.1%	1.0%	0.9%
% of Patients satisfied with the dentistry they have received	4	4	N/A	94.2%	93.8%	93.2%
% of Patients satisfied with the time they had to wait for an appointment	4	4	N/A	92.4%	89.4%	88.3%

* This is based on patients treated on this contract for their most recent course of treatment. Figures in italics indicate the base number of FP17s or Patient Questionnaire responses are less than 100. N/A is shown where the base number of responses is less than 10 during the period. % is calculated as Quantity/Base number*100

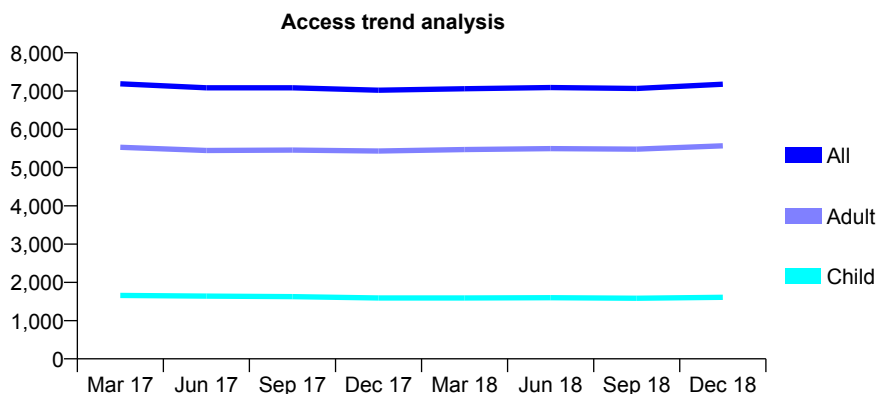
Q44 - Vital Signs At a Glance Contract Report for 811289/0001 - December 2018

Name or company name	MR WD SCOTT
Contract type name	GDS Contract
Purpose of contract	General
Contract start date	01/04/2006
Contract end date	

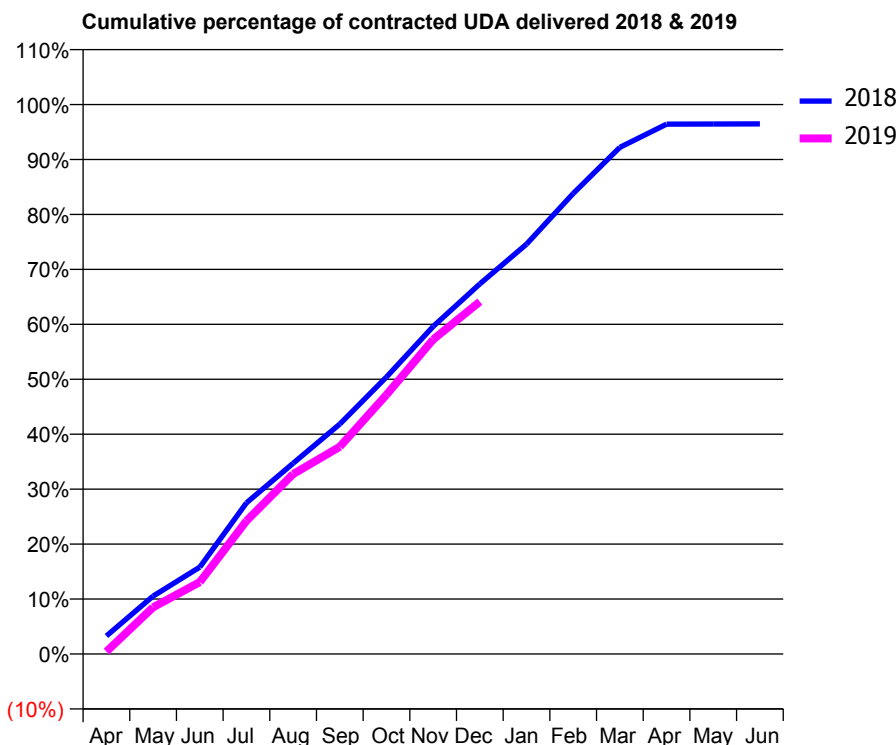
18/19 Contracted general activity (UDA)	21,992
Carry forward general activity (UDA)	773
18/19 Contracted orthodontic activity (UOA)	0
Carry forward orthodontic activity (UOA)	0
Baseline contract value	£678,528.49

ACCESS*

Patients seen in 24 months	Total	Change since previous quarter
Quarter ending December 2017	7,023	
Quarter ending March 2018	7,062	→
Quarter ending June 2018	7,093	→
Quarter ending September 2018	7,067	→
Quarter ending December 2018	7,179	→
Variance since December 2017	2.2%	↑



ACTIVITY



Month	Adjusted Scheduled Activity (UDA)	
	2018	2019
April	724	100
May	2,317	1,870
June	3,475	2,877
July	6,050	5,328
August	7,635	7,201
September	9,202	8,297
October	11,089	10,377
November	13,108	12,589
December	14,813	14,102
January	16,401	
February	18,433	
March	20,276	
April	21,206	
May	21,211	
June	21,218	

QUALITY

	Quantity	Base Number	Contract	AT	Region	England
% of FP17s for the same patient ID Re-attending within 3 months - Children	156	2,070	7.5%	11.8%	12.3%	11.8%
% of FP17s for the same patient ID Re-attending within 3 months - Adults	1,163	6,282	18.5%	16.6%	15.8%	15.6%
% of FP17s for the same patient ID Re-attending between 3 & 9 months - Children	1,356	2,070	65.5%	58.0%	60.1%	58.8%
% of FP17s for the same patient ID Re-attending between 3 & 9 months - Adults	3,366	6,282	53.6%	52.0%	53.3%	51.0%
% of FP17s for Band 1 Urgent Courses	1,118	7,950	14.1%	9.7%	9.0%	9.0%
% of FP17s Relating to Free Repair or Replacements	70	7,950	0.9%	1.1%	1.0%	0.8%
% of FP17s Relating to Continuations	90	7,950	1.1%	1.1%	1.0%	0.9%
% of Patients satisfied with the dentistry they have received	3	3	N/A	94.2%	93.8%	93.2%
% of Patients satisfied with the time they had to wait for an appointment	3	3	N/A	92.4%	89.4%	88.3%

* This is based on patients treated on this contract for their most recent course of treatment. Figures in italics indicate the base number of FP17s or Patient Questionnaire responses are less than 100. N/A is shown where the base number of responses is less than 10 during the period. % is calculated as Quantity/Base number*100

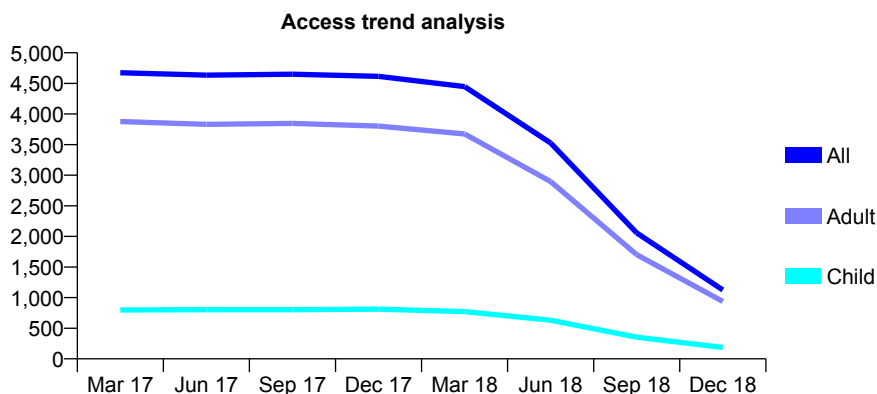
Q44 - Vital Signs At a Glance Contract Report for 812366/0001 - December 2018

Name or company name	Alsager Dental Care
Contract type name	GDS Contract
Purpose of contract	General
Contract start date	01/04/2006
Contract end date	30/04/2018

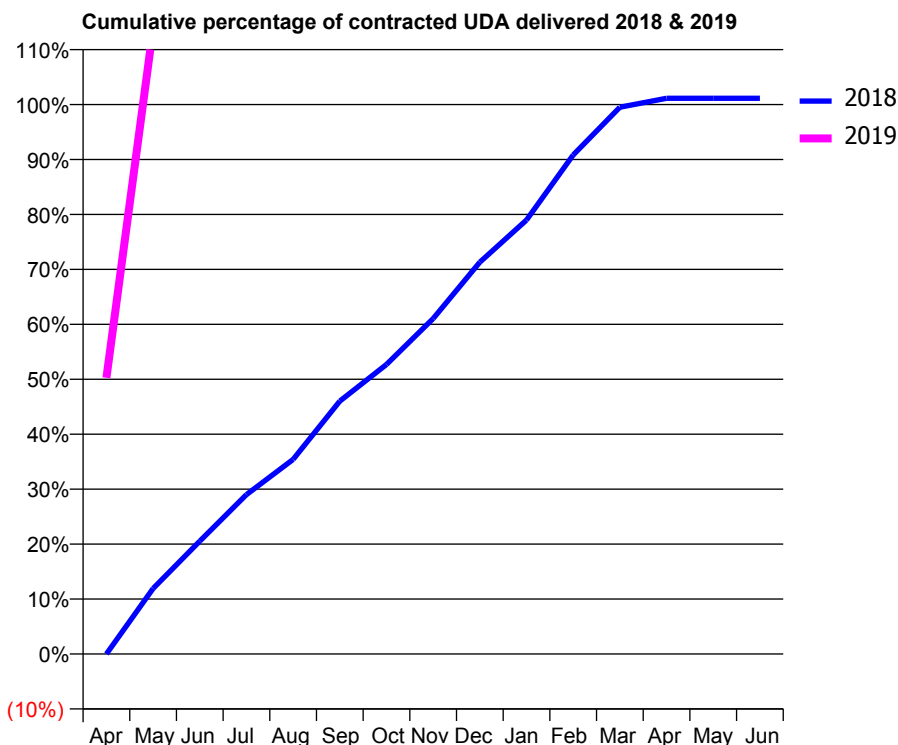
18/19 Contracted general activity (UDA)	917
Carry forward general activity (UDA)	0
18/19 Contracted orthodontic activity (UOA)	0
Carry forward orthodontic activity (UOA)	0
Baseline contract value	£20,880.63

ACCESS*

Patients seen in 24 months	Total	Change since previous quarter
Quarter ending December 2017	4,615	
Quarter ending March 2018	4,448	↓
Quarter ending June 2018	3,527	↓
Quarter ending September 2018	2,057	↓
Quarter ending December 2018	1,125	↓
Variance since December 2017	(75.6%)	↓



ACTIVITY



Month	Adjusted Scheduled Activity (UDA)	
	2018	2019
April	0	461
May	1,311	1,043
June	2,260	1,211
July	3,191	1,253
August	3,895	1,304
September	5,062	1,314
October	5,798	1,317
November	6,716	1,317
December	7,844	1,317
January	8,687	
February	9,991	
March	10,946	
April	11,125	
May	11,125	
June	11,125	

QUALITY

	Quantity	Base Number	Contract	AT	Region	England
% of FP17s for the same patient ID Re-attending within 3 months - Children	3	123	2.4%	11.8%	12.3%	11.8%
% of FP17s for the same patient ID Re-attending within 3 months - Adults	86	666	12.9%	16.6%	15.8%	15.6%
% of FP17s for the same patient ID Re-attending between 3 & 9 months - Children	57	123	46.3%	58.0%	60.1%	58.8%
% of FP17s for the same patient ID Re-attending between 3 & 9 months - Adults	290	666	43.5%	52.0%	53.3%	51.0%
% of FP17s for Band 1 Urgent Courses	134	710	18.9%	9.7%	9.0%	9.0%
% of FP17s Relating to Free Repair or Replacements	0	710	0.0%	1.1%	1.0%	0.8%
% of FP17s Relating to Continuations	8	710	1.1%	1.1%	1.0%	0.9%
% of Patients satisfied with the dentistry they have received	2	2	N/A	94.2%	93.8%	93.2%
% of Patients satisfied with the time they had to wait for an appointment	2	2	N/A	92.4%	89.4%	88.3%

* This is based on patients treated on this contract for their most recent course of treatment. Figures in italics indicate the base number of FP17s or Patient Questionnaire responses are less than 100. N/A is shown where the base number of responses is less than 10 during the period. % is calculated as Quantity/Base number*100

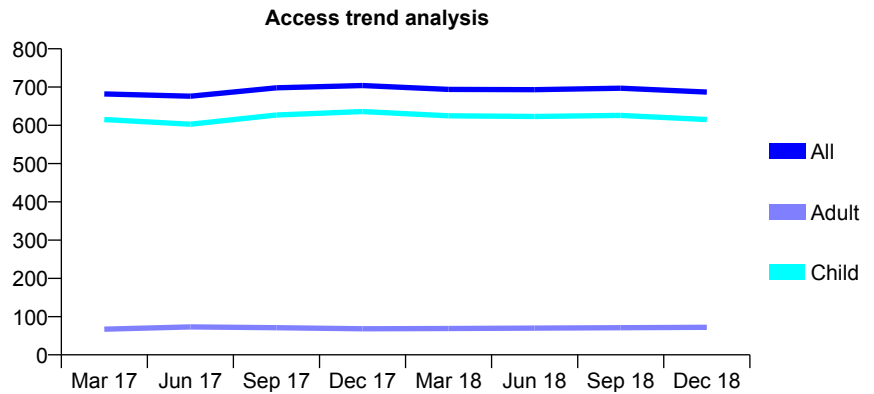
Q44 - Vital Signs At a Glance Contract Report for 812528/0001 - December 2018

Name or company name	MR PM DIGBY
Contract type name	GDS Contract
Purpose of contract	General
Contract start date	01/04/2006
Contract end date	

18/19 Contracted general activity (UDA)	1,600
Carry forward general activity (UDA)	0
18/19 Contracted orthodontic activity (UOA)	0
Carry forward orthodontic activity (UOA)	0
Baseline contract value	£37,372.22

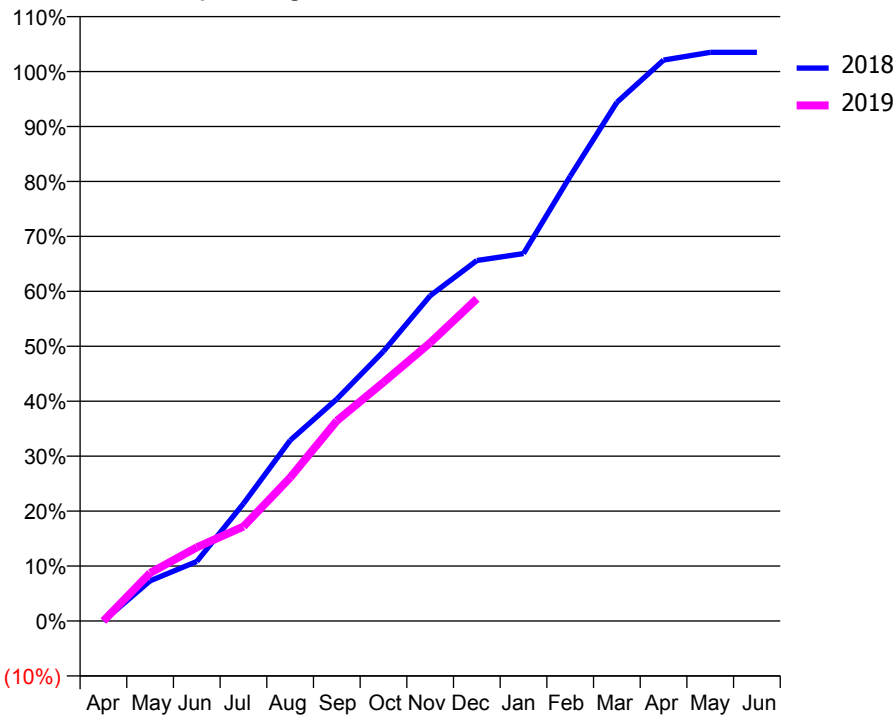
ACCESS*

Patients seen in 24 months	Total	Change since previous quarter
Quarter ending December 2017	704	
Quarter ending March 2018	694	↓
Quarter ending June 2018	693	→
Quarter ending September 2018	697	→
Quarter ending December 2018	687	↓
Variance since December 2017	(2.4%)	↓



ACTIVITY

Cumulative percentage of contracted UDA delivered 2018 & 2019



Month	Adjusted Scheduled Activity (UDA)	
	2018	2019
April	0	0
May	105	140
June	155	215
July	305	275
August	469	417
September	577	583
October	701	695
November	845	810
December	937	938
January	955	
February	1,156	
March	1,348	
April	1,458	
May	1,478	
June	1,478	

QUALITY

	Quantity	Base Number	Contract	AT	Region	England
% of FP17s for the same patient ID Re-attending within 3 months - Children	50	807	6.2%	11.8%	12.3%	11.8%
% of FP17s for the same patient ID Re-attending within 3 months - Adults	0	0	N/A	16.6%	15.8%	15.6%
% of FP17s for the same patient ID Re-attending between 3 & 9 months - Children	594	807	73.6%	58.0%	60.1%	58.8%
% of FP17s for the same patient ID Re-attending between 3 & 9 months - Adults	0	0	N/A	52.0%	53.3%	51.0%
% of FP17s for Band 1 Urgent Courses	27	713	3.8%	9.7%	9.0%	9.0%
% of FP17s Relating to Free Repair or Replacements	0	713	0.0%	1.1%	1.0%	0.8%
% of FP17s Relating to Continuations	0	713	0.0%	1.1%	1.0%	0.9%
% of Patients satisfied with the dentistry they have received	0	0	N/A	94.2%	93.8%	93.2%
% of Patients satisfied with the time they had to wait for an appointment	0	0	N/A	92.4%	89.4%	88.3%

* This is based on patients treated on this contract for their most recent course of treatment. Figures in italics indicate the base number of FP17s or Patient Questionnaire responses are less than 100. N/A is shown where the base number of responses is less than 10 during the period. % is calculated as Quantity/Base number*100

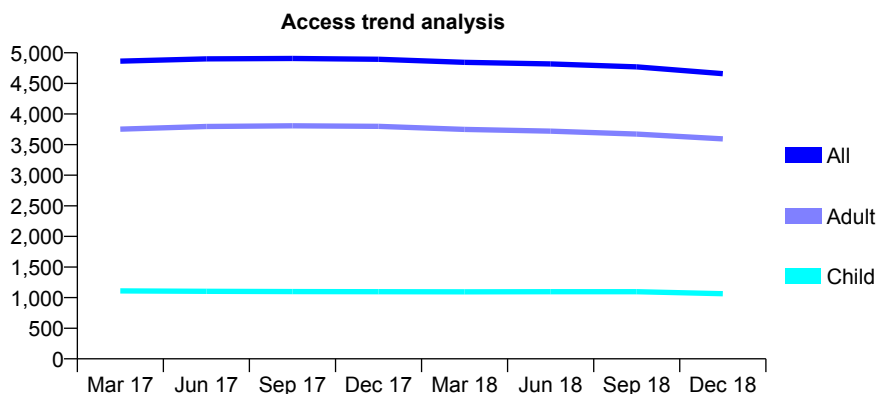
Q44 - Vital Signs At a Glance Contract Report for 813397/0001 - December 2018

Name or company name	MR MP MEREDITH
Contract type name	GDS Contract
Purpose of contract	General
Contract start date	01/04/2006
Contract end date	

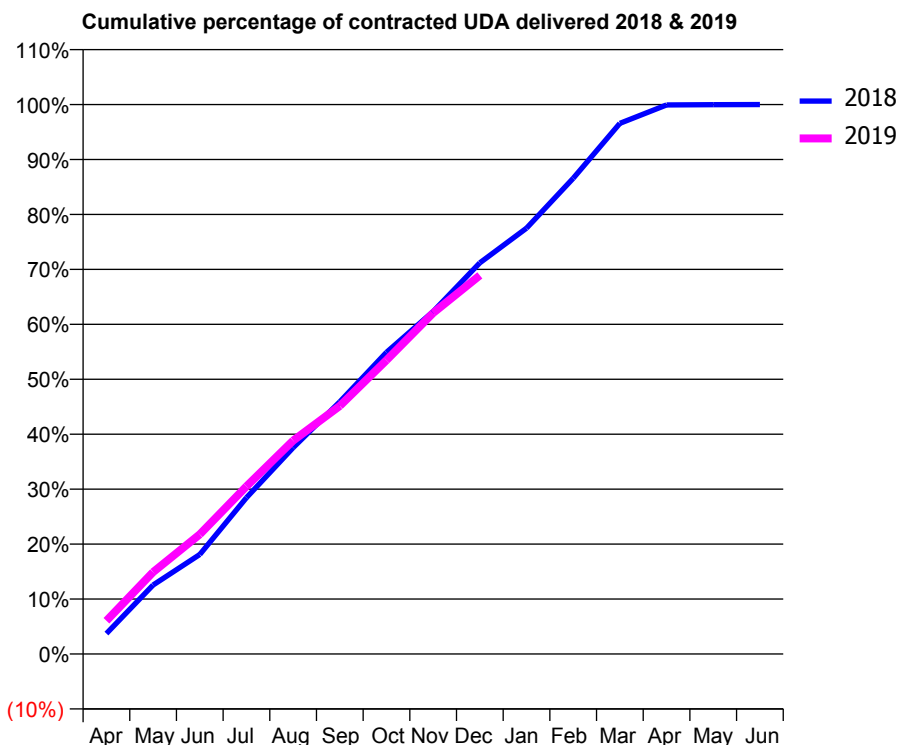
18/19 Contracted general activity (UDA)	13,200
Carry forward general activity (UDA)	0
18/19 Contracted orthodontic activity (UOA)	0
Carry forward orthodontic activity (UOA)	0
Baseline contract value	£358,729.03

ACCESS*

Patients seen in 24 months	Total	Change since previous quarter
Quarter ending December 2017	4,894	
Quarter ending March 2018	4,844	↓
Quarter ending June 2018	4,817	→
Quarter ending September 2018	4,771	→
Quarter ending December 2018	4,658	↓
Variance since December 2017	(4.8%)	↓



ACTIVITY



Adjusted Scheduled Activity (UDA)		
Month	2018	2019
April	492	799
May	1,660	1,969
June	2,398	2,876
July	3,763	4,028
August	4,968	5,125
September	6,071	5,959
October	7,262	7,059
November	8,244	8,191
December	9,415	9,094
January	10,252	
February	11,452	
March	12,775	
April	13,218	
May	13,225	
June	13,228	

QUALITY

	Quantity	Base Number	Contract	AT	Region	England
% of FP17s for the same patient ID Re-attending within 3 months - Children	191	1,362	14.0%	11.8%	12.3%	11.8%
% of FP17s for the same patient ID Re-attending within 3 months - Adults	797	4,174	19.1%	16.6%	15.8%	15.6%
% of FP17s for the same patient ID Re-attending between 3 & 9 months - Children	818	1,362	60.1%	58.0%	60.1%	58.8%
% of FP17s for the same patient ID Re-attending between 3 & 9 months - Adults	2,164	4,174	51.8%	52.0%	53.3%	51.0%
% of FP17s for Band 1 Urgent Courses	425	5,281	8.0%	9.7%	9.0%	9.0%
% of FP17s Relating to Free Repair or Replacements	66	5,281	1.2%	1.1%	1.0%	0.8%
% of FP17s Relating to Continuations	61	5,281	1.2%	1.1%	1.0%	0.9%
% of Patients satisfied with the dentistry they have received	2	2	N/A	94.2%	93.8%	93.2%
% of Patients satisfied with the time they had to wait for an appointment	1	2	N/A	92.4%	89.4%	88.3%

* This is based on patients treated on this contract for their most recent course of treatment. Figures in italics indicate the base number of FP17s or Patient Questionnaire responses are less than 100. N/A is shown where the base number of responses is less than 10 during the period. % is calculated as Quantity/Base number*100

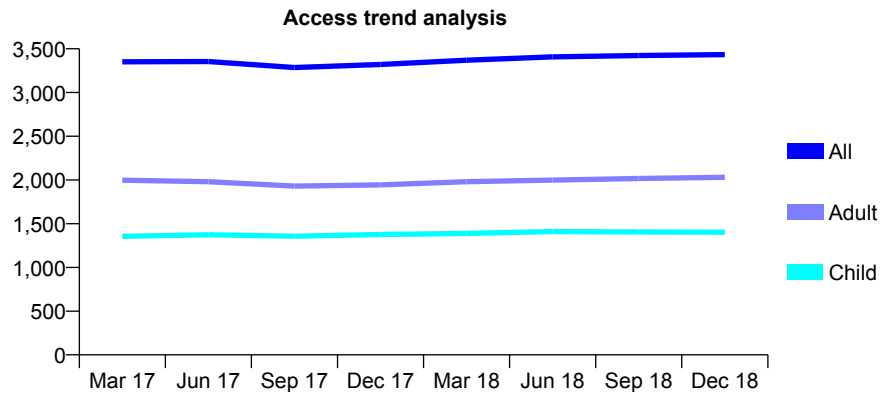
Q44 - Vital Signs At a Glance Contract Report for 813540/0001 - December 2018

Name or company name	MR PD SHERRARD
Contract type name	GDS Contract
Purpose of contract	General
Contract start date	01/04/2006
Contract end date	

18/19 Contracted general activity (UDA)	9,000
Carry forward general activity (UDA)	0
18/19 Contracted orthodontic activity (UOA)	0
Carry forward orthodontic activity (UOA)	0
Baseline contract value	£267,335.90

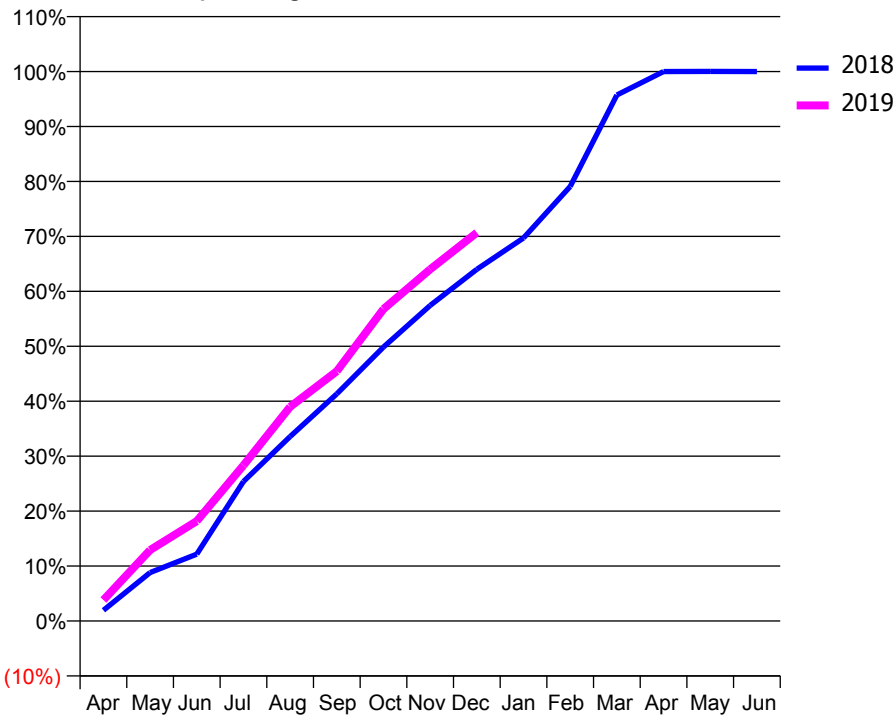
ACCESS*

Patients seen in 24 months	Total	Change since previous quarter
Quarter ending December 2017	3,321	
Quarter ending March 2018	3,370	→
Quarter ending June 2018	3,408	→
Quarter ending September 2018	3,423	→
Quarter ending December 2018	3,433	→
Variance since December 2017	3.4%	↑



ACTIVITY

Cumulative percentage of contracted UDA delivered 2018 & 2019



Month	Adjusted Scheduled Activity (UDA)	
	2018	2019
April	178	344
May	804	1,162
June	1,110	1,637
July	2,318	2,550
August	3,065	3,508
September	3,774	4,092
October	4,551	5,109
November	5,240	5,761
December	5,841	6,361
January	6,362	
February	7,216	
March	8,737	
April	9,127	
May	9,129	
June	9,127	

QUALITY

	Quantity	Base Number	Contract	AT	Region	England
% of FP17s for the same patient ID Re-attending within 3 months - Children	103	1,381	7.5%	11.8%	12.3%	11.8%
% of FP17s for the same patient ID Re-attending within 3 months - Adults	252	1,623	15.5%	16.6%	15.8%	15.6%
% of FP17s for the same patient ID Re-attending between 3 & 9 months - Children	748	1,381	54.2%	58.0%	60.1%	58.8%
% of FP17s for the same patient ID Re-attending between 3 & 9 months - Adults	611	1,623	37.6%	52.0%	53.3%	51.0%
% of FP17s for Band 1 Urgent Courses	348	2,841	12.2%	9.7%	9.0%	9.0%
% of FP17s Relating to Free Repair or Replacements	4	2,841	0.1%	1.1%	1.0%	0.8%
% of FP17s Relating to Continuations	16	2,841	0.6%	1.1%	1.0%	0.9%
% of Patients satisfied with the dentistry they have received	4	4	N/A	94.2%	93.8%	93.2%
% of Patients satisfied with the time they had to wait for an appointment	4	4	N/A	92.4%	89.4%	88.3%

* This is based on patients treated on this contract for their most recent course of treatment. Figures in italics indicate the base number of FP17s or Patient Questionnaire responses are less than 100. N/A is shown where the base number of responses is less than 10 during the period. % is calculated as Quantity/Base number*100

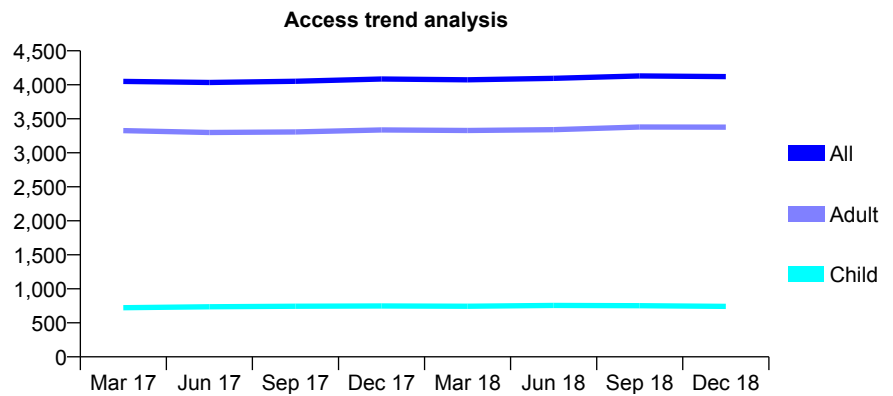
Q44 - Vital Signs At a Glance Contract Report for 815489/0001 - December 2018

Name or company name	MR JS HIBBERT
Contract type name	GDS Contract
Purpose of contract	General
Contract start date	01/04/2006
Contract end date	

18/19 Contracted general activity (UDA)	11,380
Carry forward general activity (UDA)	0
18/19 Contracted orthodontic activity (UOA)	0
Carry forward orthodontic activity (UOA)	0
Baseline contract value	£332,374.00

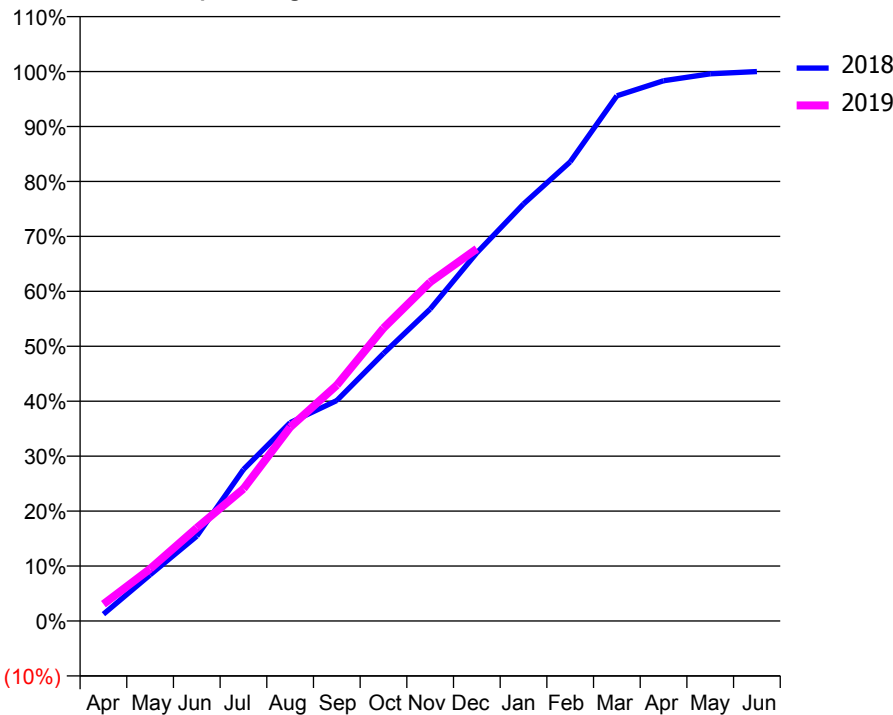
ACCESS*

Patients seen in 24 months	Total	Change since previous quarter
Quarter ending December 2017	4,085	
Quarter ending March 2018	4,073	→
Quarter ending June 2018	4,096	→
Quarter ending September 2018	4,131	→
Quarter ending December 2018	4,120	→
Variance since December 2017	0.9%	→



ACTIVITY

Cumulative percentage of contracted UDA delivered 2018 & 2019



Month	Adjusted Scheduled Activity (UDA)	
	2018	2019
April	145	350
May	982	1,082
June	1,803	1,929
July	3,217	2,739
August	4,211	4,014
September	4,681	4,883
October	5,679	6,065
November	6,623	7,019
December	7,818	7,710
January	8,853	
February	9,747	
March	11,150	
April	11,469	
May	11,616	
June	11,665	

QUALITY

	Quantity	Base Number	Contract	AT	Region	England
% of FP17s for the same patient ID Re-attending within 3 months - Children	51	809	6.3%	11.8%	12.3%	11.8%
% of FP17s for the same patient ID Re-attending within 3 months - Adults	389	3,065	12.7%	16.6%	15.8%	15.6%
% of FP17s for the same patient ID Re-attending between 3 & 9 months - Children	525	809	64.9%	58.0%	60.1%	58.8%
% of FP17s for the same patient ID Re-attending between 3 & 9 months - Adults	1,254	3,065	40.9%	52.0%	53.3%	51.0%
% of FP17s for Band 1 Urgent Courses	379	3,675	10.3%	9.7%	9.0%	9.0%
% of FP17s Relating to Free Repair or Replacements	26	3,675	0.7%	1.1%	1.0%	0.8%
% of FP17s Relating to Continuations	56	3,675	1.5%	1.1%	1.0%	0.9%
% of Patients satisfied with the dentistry they have received	2	2	N/A	94.2%	93.8%	93.2%
% of Patients satisfied with the time they had to wait for an appointment	2	2	N/A	92.4%	89.4%	88.3%

* This is based on patients treated on this contract for their most recent course of treatment. Figures in italics indicate the base number of FP17s or Patient Questionnaire responses are less than 100. N/A is shown where the base number of responses is less than 10 during the period. % is calculated as Quantity/Base number*100

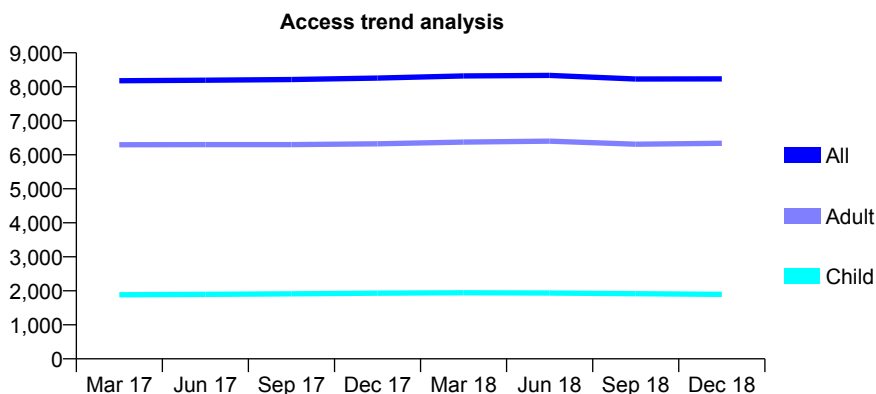
Q44 - Vital Signs At a Glance Contract Report for 826588/0001 - December 2018

Name or company name	MR MA SIMPSON
Contract type name	GDS Contract
Purpose of contract	General
Contract start date	01/04/2006
Contract end date	

18/19 Contracted general activity (UDA)	22,295
Carry forward general activity (UDA)	0
18/19 Contracted orthodontic activity (UOA)	0
Carry forward orthodontic activity (UOA)	0
Baseline contract value	£572,341.82

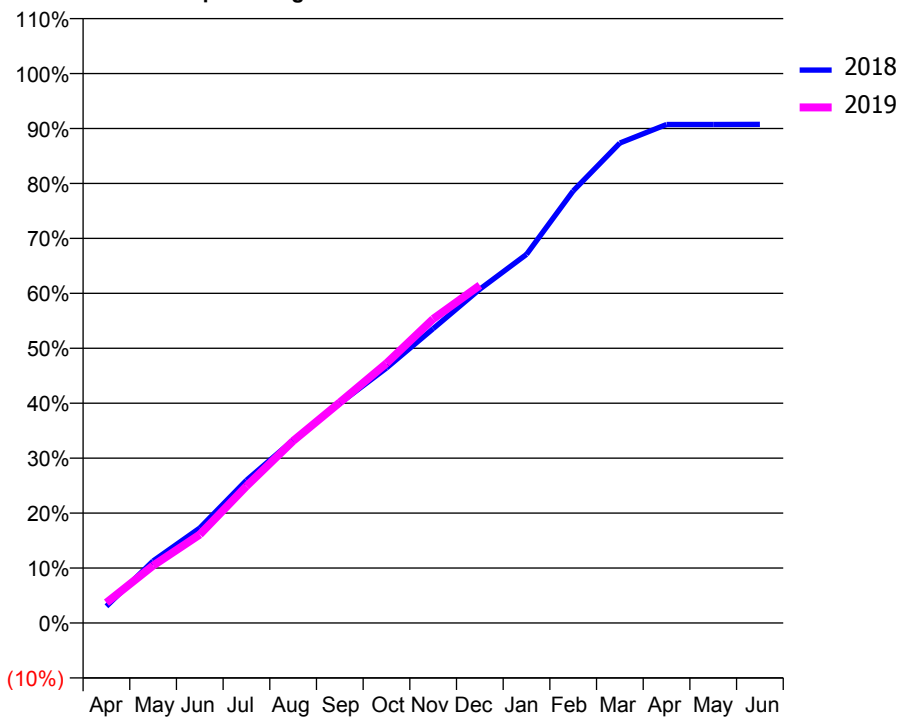
ACCESS*

Patients seen in 24 months	Total	Change since previous quarter
Quarter ending December 2017	8,257	
Quarter ending March 2018	8,319	→
Quarter ending June 2018	8,337	→
Quarter ending September 2018	8,228	↓
Quarter ending December 2018	8,234	→
Variance since December 2017	(0.3%)	→



ACTIVITY

Cumulative percentage of contracted UDA delivered 2018 & 2019



Month	Adjusted Scheduled Activity (UDA)	
	2018	2019
April	681	827
May	2,520	2,327
June	3,857	3,588
July	5,793	5,554
August	7,419	7,389
September	8,915	8,949
October	10,346	10,539
November	11,942	12,340
December	13,545	13,703
January	14,956	
February	17,531	
March	19,476	
April	20,228	
May	20,229	
June	20,230	

QUALITY

	Quantity	Base Number	Contract	AT	Region	England
% of FP17s for the same patient ID Re-attending within 3 months - Children	158	2,114	7.5%	11.8%	12.3%	11.8%
% of FP17s for the same patient ID Re-attending within 3 months - Adults	878	6,425	13.7%	16.6%	15.8%	15.6%
% of FP17s for the same patient ID Re-attending between 3 & 9 months - Children	1,349	2,114	63.8%	58.0%	60.1%	58.8%
% of FP17s for the same patient ID Re-attending between 3 & 9 months - Adults	3,474	6,425	54.1%	52.0%	53.3%	51.0%
% of FP17s for Band 1 Urgent Courses	1,160	8,131	14.3%	9.7%	9.0%	9.0%
% of FP17s Relating to Free Repair or Replacements	81	8,131	1.0%	1.1%	1.0%	0.8%
% of FP17s Relating to Continuations	83	8,131	1.0%	1.1%	1.0%	0.9%
% of Patients satisfied with the dentistry they have received	4	5	N/A	94.2%	93.8%	93.2%
% of Patients satisfied with the time they had to wait for an appointment	5	5	N/A	92.4%	89.4%	88.3%

* This is based on patients treated on this contract for their most recent course of treatment. Figures in italics indicate the base number of FP17s or Patient Questionnaire responses are less than 100. N/A is shown where the base number of responses is less than 10 during the period. % is calculated as Quantity/Base number*100

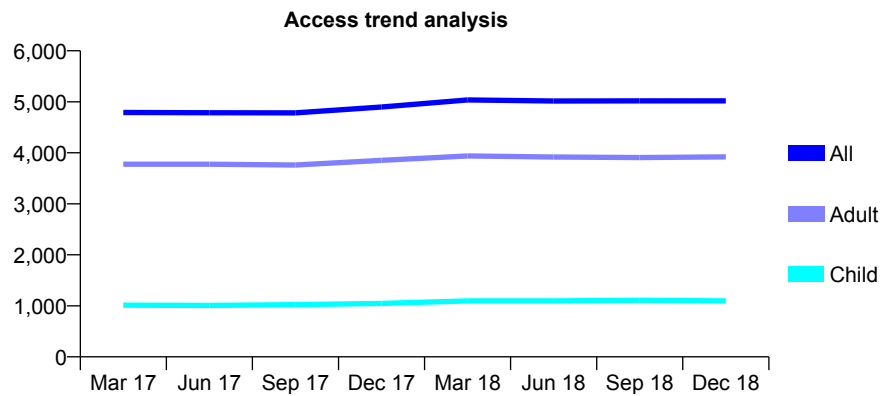
Q44 - Vital Signs At a Glance Contract Report for 826588/0002 - December 2018

Name or company name	MR MA SIMPSON
Contract type name	GDS Contract
Purpose of contract	General
Contract start date	01/07/2007
Contract end date	

18/19 Contracted general activity (UDA)	15,392
Carry forward general activity (UDA)	0
18/19 Contracted orthodontic activity (UOA)	0
Carry forward orthodontic activity (UOA)	0
Baseline contract value	£369,413.86

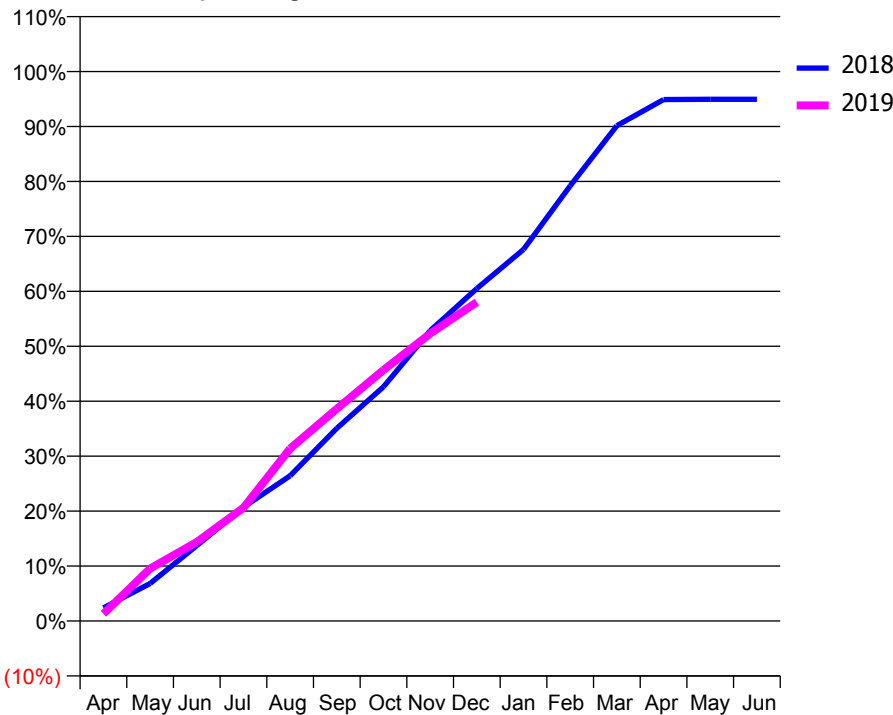
ACCESS*

Patients seen in 24 months	Total	Change since previous quarter
Quarter ending December 2017	4,899	
Quarter ending March 2018	5,036	↑
Quarter ending June 2018	5,015	→
Quarter ending September 2018	5,017	→
Quarter ending December 2018	5,018	→
Variance since December 2017	2.4%	↑



ACTIVITY

Cumulative percentage of contracted UDA delivered 2018 & 2019



Month	Adjusted Scheduled Activity (UDA)	
	2018	2019
April	369	203
May	1,051	1,470
June	2,112	2,215
July	3,189	3,172
August	4,069	4,830
September	5,398	5,946
October	6,559	7,031
November	8,135	8,052
December	9,315	8,934
January	10,408	
February	12,188	
March	13,874	
April	14,608	
May	14,614	
June	14,615	

QUALITY

	Quantity	Base Number	Contract	AT	Region	England
% of FP17s for the same patient ID Re-attending within 3 months - Children	87	1,272	6.8%	11.8%	12.3%	11.8%
% of FP17s for the same patient ID Re-attending within 3 months - Adults	557	4,034	13.8%	16.6%	15.8%	15.6%
% of FP17s for the same patient ID Re-attending between 3 & 9 months - Children	860	1,272	67.6%	58.0%	60.1%	58.8%
% of FP17s for the same patient ID Re-attending between 3 & 9 months - Adults	2,483	4,034	61.6%	52.0%	53.3%	51.0%
% of FP17s for Band 1 Urgent Courses	532	4,968	10.7%	9.7%	9.0%	9.0%
% of FP17s Relating to Free Repair or Replacements	23	4,968	0.5%	1.1%	1.0%	0.8%
% of FP17s Relating to Continuations	38	4,968	0.8%	1.1%	1.0%	0.9%
% of Patients satisfied with the dentistry they have received	6	6	N/A	94.2%	93.8%	93.2%
% of Patients satisfied with the time they had to wait for an appointment	6	6	N/A	92.4%	89.4%	88.3%

* This is based on patients treated on this contract for their most recent course of treatment. Figures in italics indicate the base number of FP17s or Patient Questionnaire responses are less than 100. N/A is shown where the base number of responses is less than 10 during the period. % is calculated as Quantity/Base number*100

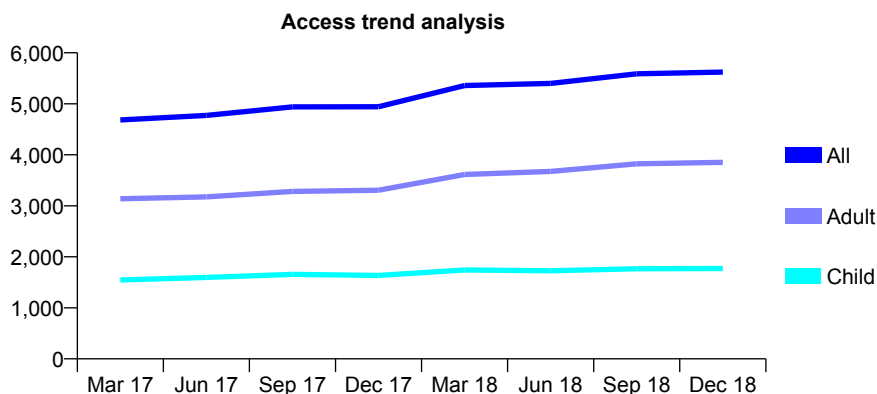
Q44 - Vital Signs At a Glance Contract Report for 840777/0001 - December 2018

Name or company name	Oaklands Dental Care
Contract type name	GDS Contract
Purpose of contract	General
Contract start date	01/04/2006
Contract end date	

18/19 Contracted general activity (UDA)	14,752
Carry forward general activity (UDA)	0
18/19 Contracted orthodontic activity (UOA)	0
Carry forward orthodontic activity (UOA)	0
Baseline contract value	£360,105.18

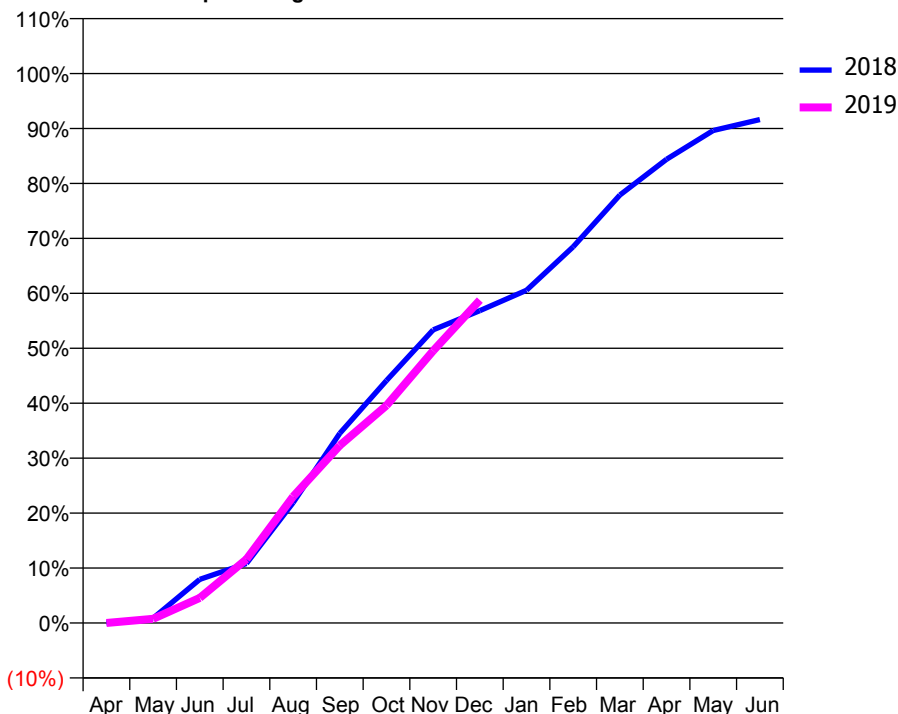
ACCESS*

Patients seen in 24 months	Total	Change since previous quarter
Quarter ending December 2017	4,942	
Quarter ending March 2018	5,358	↑
Quarter ending June 2018	5,400	→
Quarter ending September 2018	5,588	↑
Quarter ending December 2018	5,622	→
Variance since December 2017	13.8%	↑



ACTIVITY

Cumulative percentage of contracted UDA delivered 2018 & 2019



Month	Adjusted Scheduled Activity (UDA)	
	2018	2019
April	0	0
May	131	111
June	1,171	673
July	1,599	1,712
August	3,231	3,394
September	5,092	4,765
October	6,509	5,839
November	7,869	7,308
December	8,386	8,667
January	8,933	
February	10,101	
March	11,491	
April	12,448	
May	13,222	
June	13,516	

QUALITY

	Quantity	Base Number	Contract	AT	Region	England
% of FP17s for the same patient ID Re-attending within 3 months - Children	188	1,941	9.7%	11.8%	12.3%	11.8%
% of FP17s for the same patient ID Re-attending within 3 months - Adults	755	4,008	18.8%	16.6%	15.8%	15.6%
% of FP17s for the same patient ID Re-attending between 3 & 9 months - Children	1,067	1,941	55.0%	58.0%	60.1%	58.8%
% of FP17s for the same patient ID Re-attending between 3 & 9 months - Adults	1,916	4,008	47.8%	52.0%	53.3%	51.0%
% of FP17s for Band 1 Urgent Courses	395	5,010	7.9%	9.7%	9.0%	9.0%
% of FP17s Relating to Free Repair or Replacements	60	5,010	1.2%	1.1%	1.0%	0.8%
% of FP17s Relating to Continuations	169	5,010	3.4%	1.1%	1.0%	0.9%
% of Patients satisfied with the dentistry they have received	3	3	N/A	94.2%	93.8%	93.2%
% of Patients satisfied with the time they had to wait for an appointment	3	3	N/A	92.4%	89.4%	88.3%

* This is based on patients treated on this contract for their most recent course of treatment. Figures in italics indicate the base number of FP17s or Patient Questionnaire responses are less than 100. N/A is shown where the base number of responses is less than 10 during the period. % is calculated as Quantity/Base number*100

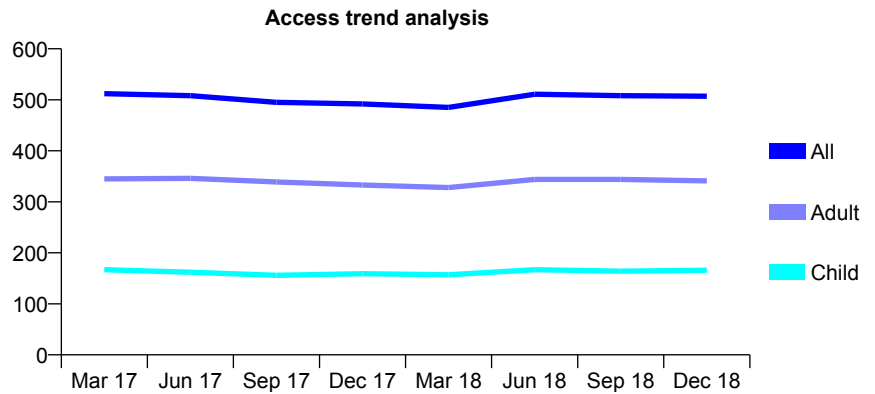
Q44 - Vital Signs At a Glance Contract Report for 843970/0001 - December 2018

Name or company name	MR DM FAGAN-DOUGLAS
Contract type name	GDS Contract
Purpose of contract	General
Contract start date	01/06/2008
Contract end date	

18/19 Contracted general activity (UDA)	2,352
Carry forward general activity (UDA)	0
18/19 Contracted orthodontic activity (UOA)	0
Carry forward orthodontic activity (UOA)	0
Baseline contract value	£60,553.99

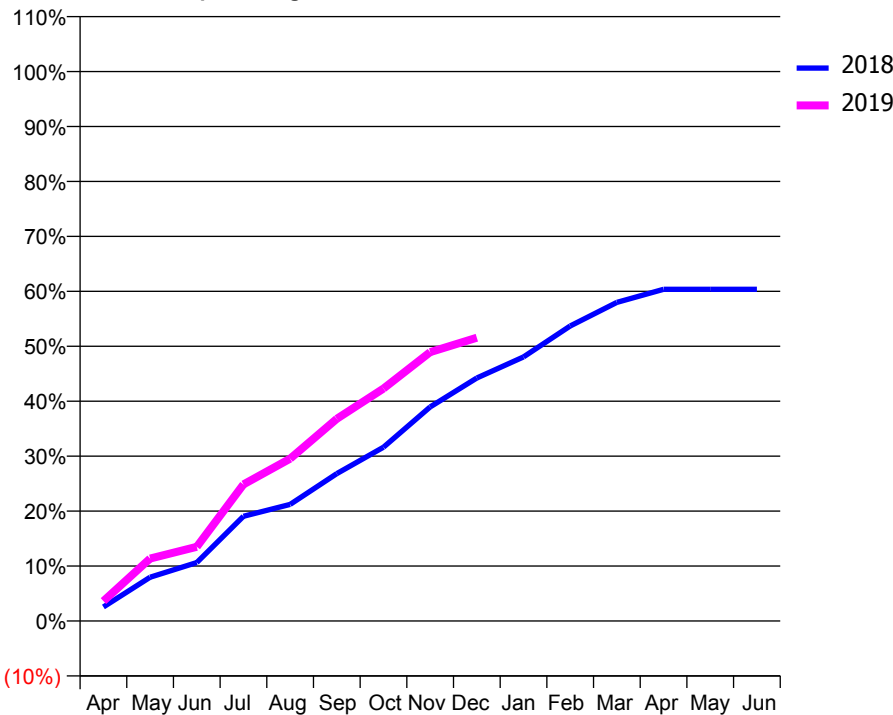
ACCESS*

Patients seen in 24 months	Total	Change since previous quarter
Quarter ending December 2017	492	
Quarter ending March 2018	485	↓
Quarter ending June 2018	511	↑
Quarter ending September 2018	508	→
Quarter ending December 2018	507	→
Variance since December 2017	3.0%	↑



ACTIVITY

Cumulative percentage of contracted UDA delivered 2018 & 2019



Month	Adjusted Scheduled Activity (UDA)	
	2018	2019
April	60	85
May	187	267
June	250	317
July	448	585
August	499	695
September	631	866
October	744	995
November	917	1,151
December	1,040	1,213
January	1,130	
February	1,263	
March	1,364	
April	1,420	
May	1,420	
June	1,420	

QUALITY

	Quantity	Base Number	Contract	AT	Region	England
% of FP17s for the same patient ID Re-attending within 3 months - Children	9	173	5.2%	11.8%	12.3%	11.8%
% of FP17s for the same patient ID Re-attending within 3 months - Adults	78	404	19.3%	16.6%	15.8%	15.6%
% of FP17s for the same patient ID Re-attending between 3 & 9 months - Children	91	173	52.6%	58.0%	60.1%	58.8%
% of FP17s for the same patient ID Re-attending between 3 & 9 months - Adults	212	404	52.5%	52.0%	53.3%	51.0%
% of FP17s for Band 1 Urgent Courses	28	550	5.1%	9.7%	9.0%	9.0%
% of FP17s Relating to Free Repair or Replacements	10	550	1.8%	1.1%	1.0%	0.8%
% of FP17s Relating to Continuations	10	550	1.8%	1.1%	1.0%	0.9%
% of Patients satisfied with the dentistry they have received	1	1	N/A	94.2%	93.8%	93.2%
% of Patients satisfied with the time they had to wait for an appointment	1	1	N/A	92.4%	89.4%	88.3%

* This is based on patients treated on this contract for their most recent course of treatment. Figures in italics indicate the base number of FP17s or Patient Questionnaire responses are less than 100. N/A is shown where the base number of responses is less than 10 during the period. % is calculated as Quantity/Base number*100

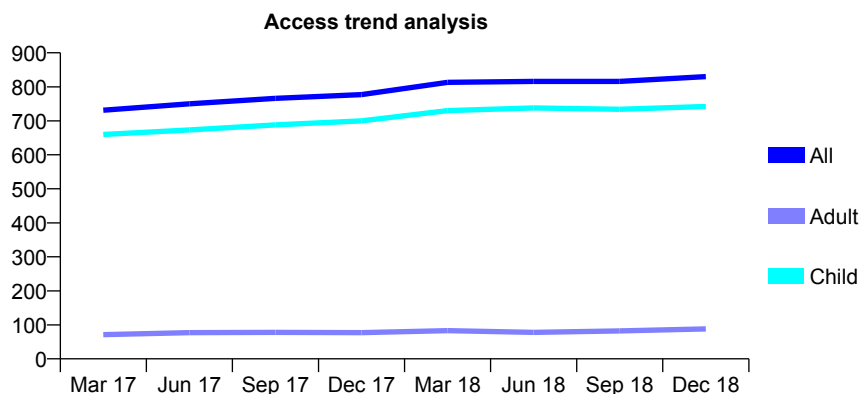
Q44 - Vital Signs At a Glance Contract Report for 859893/0001 - December 2018

Name or company name	MR CP CALDWELL
Contract type name	PDS Contract
Purpose of contract	General
Contract start date	01/04/2008
Contract end date	31/03/2020

18/19 Contracted general activity (UDA)	1,480
Carry forward general activity (UDA)	0
18/19 Contracted orthodontic activity (UOA)	0
Carry forward orthodontic activity (UOA)	0
Baseline contract value	£35,523.91

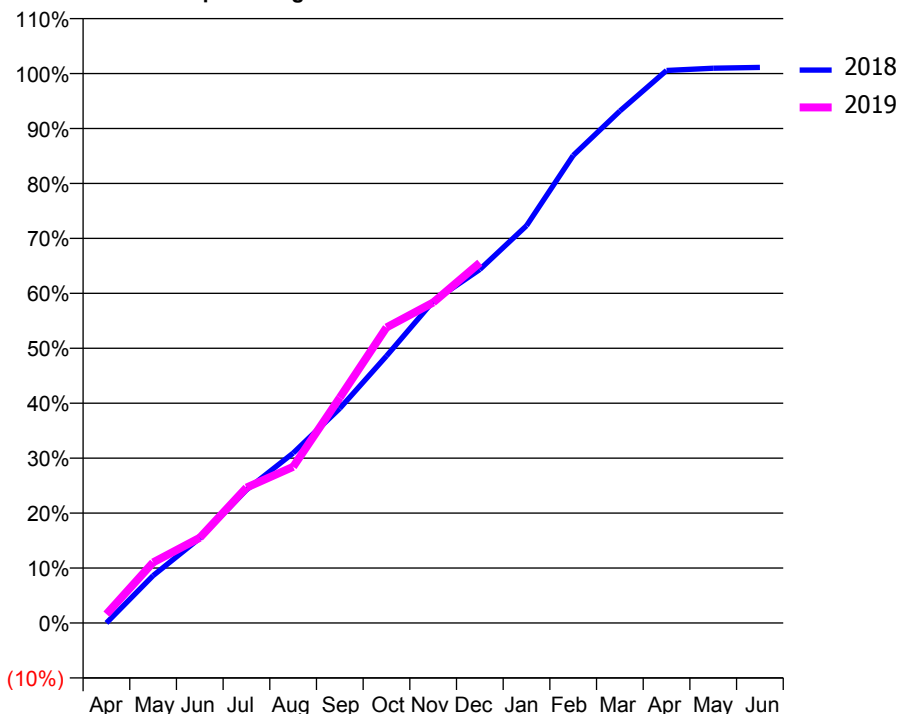
ACCESS*

Patients seen in 24 months	Total	Change since previous quarter
Quarter ending December 2017	777	
Quarter ending March 2018	813	↑
Quarter ending June 2018	816	→
Quarter ending September 2018	816	→
Quarter ending December 2018	830	→
Variance since December 2017	6.8%	↑



ACTIVITY

Cumulative percentage of contracted UDA delivered 2018 & 2019



Month	Adjusted Scheduled Activity (UDA)	
	2018	2019
April	0	24
May	130	163
June	233	230
July	366	365
August	467	421
September	589	607
October	733	796
November	884	863
December	971	970
January	1,091	
February	1,284	
March	1,406	
April	1,517	
May	1,523	
June	1,526	

QUALITY

	Quantity	Base Number	Contract	AT	Region	England
% of FP17s for the same patient ID Re-attending within 3 months - Children	54	753	7.2%	11.8%	12.3%	11.8%
% of FP17s for the same patient ID Re-attending within 3 months - Adults	1	29	3.4%	16.6%	15.8%	15.6%
% of FP17s for the same patient ID Re-attending between 3 & 9 months - Children	438	753	58.2%	58.0%	60.1%	58.8%
% of FP17s for the same patient ID Re-attending between 3 & 9 months - Adults	18	29	62.1%	52.0%	53.3%	51.0%
% of FP17s for Band 1 Urgent Courses	46	711	6.5%	9.7%	9.0%	9.0%
% of FP17s Relating to Free Repair or Replacements	0	711	0.0%	1.1%	1.0%	0.8%
% of FP17s Relating to Continuations	0	711	0.0%	1.1%	1.0%	0.9%
% of Patients satisfied with the dentistry they have received	1	1	N/A	94.2%	93.8%	93.2%
% of Patients satisfied with the time they had to wait for an appointment	1	1	N/A	92.4%	89.4%	88.3%

* This is based on patients treated on this contract for their most recent course of treatment. Figures in italics indicate the base number of FP17s or Patient Questionnaire responses are less than 100. N/A is shown where the base number of responses is less than 10 during the period. % is calculated as Quantity/Base number*100

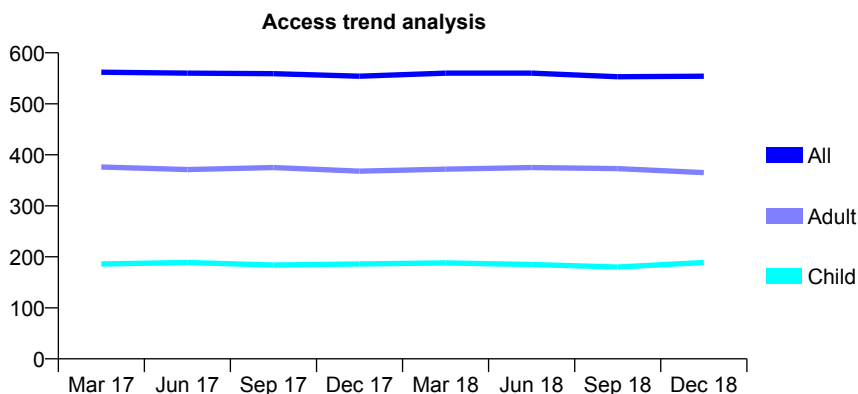
Q44 - Vital Signs At a Glance Contract Report for 861928/0001 - December 2018

Name or company name	MR PA FARRELL
Contract type name	GDS Contract
Purpose of contract	General
Contract start date	01/10/2006
Contract end date	

18/19 Contracted general activity (UDA)	1,081
Carry forward general activity (UDA)	0
18/19 Contracted orthodontic activity (UOA)	0
Carry forward orthodontic activity (UOA)	0
Baseline contract value	£30,084.63

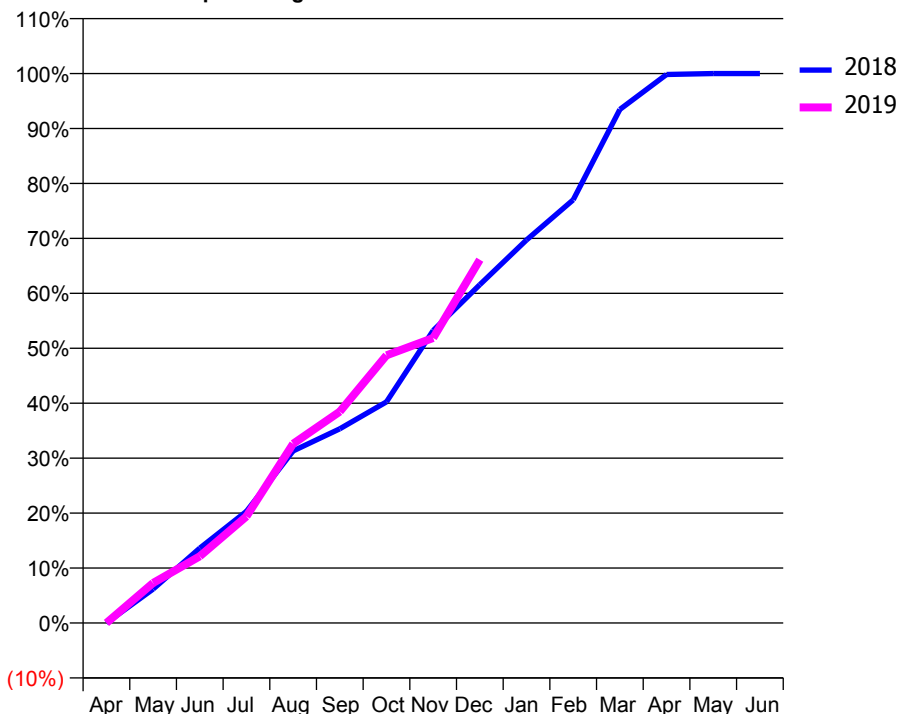
ACCESS*

Patients seen in 24 months	Total	Change since previous quarter
Quarter ending December 2017	554	
Quarter ending March 2018	560	→
Quarter ending June 2018	560	→
Quarter ending September 2018	553	↓
Quarter ending December 2018	554	→
Variance since December 2017	0.0%	→



ACTIVITY

Cumulative percentage of contracted UDA delivered 2018 & 2019



Month	Adjusted Scheduled Activity (UDA)	
	2018	2019
April	0	0
May	67	79
June	148	131
July	221	210
August	341	353
September	385	416
October	438	527
November	580	561
December	671	715
January	759	
February	839	
March	1,018	
April	1,087	
May	1,089	
June	1,089	

QUALITY

	Quantity	Base Number	Contract	AT	Region	England
% of FP17s for the same patient ID Re-attending within 3 months - Children	6	184	3.3%	11.8%	12.3%	11.8%
% of FP17s for the same patient ID Re-attending within 3 months - Adults	28	357	7.8%	16.6%	15.8%	15.6%
% of FP17s for the same patient ID Re-attending between 3 & 9 months - Children	97	184	52.7%	58.0%	60.1%	58.8%
% of FP17s for the same patient ID Re-attending between 3 & 9 months - Adults	225	357	63.0%	52.0%	53.3%	51.0%
% of FP17s for Band 1 Urgent Courses	29	493	5.9%	9.7%	9.0%	9.0%
% of FP17s Relating to Free Repair or Replacements	4	493	0.8%	1.1%	1.0%	0.8%
% of FP17s Relating to Continuations	0	493	0.0%	1.1%	1.0%	0.9%
% of Patients satisfied with the dentistry they have received	0	0	N/A	94.2%	93.8%	93.2%
% of Patients satisfied with the time they had to wait for an appointment	0	0	N/A	92.4%	89.4%	88.3%

* This is based on patients treated on this contract for their most recent course of treatment. Figures in italics indicate the base number of FP17s or Patient Questionnaire responses are less than 100. N/A is shown where the base number of responses is less than 10 during the period. % is calculated as Quantity/Base number*100

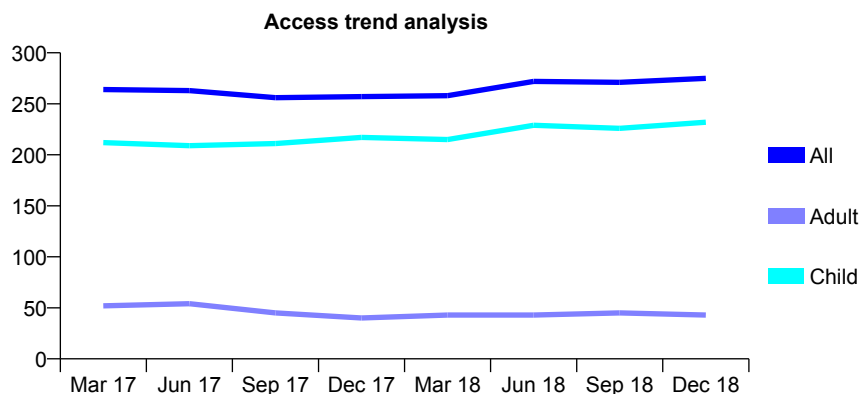
Q44 - Vital Signs At a Glance Contract Report for 906875/0001 - December 2018

Name or company name	MR NP SMITH
Contract type name	GDS Contract
Purpose of contract	General
Contract start date	01/04/2006
Contract end date	

18/19 Contracted general activity (UDA)	1,100
Carry forward general activity (UDA)	0
18/19 Contracted orthodontic activity (UOA)	0
Carry forward orthodontic activity (UOA)	0
Baseline contract value	£24,004.72

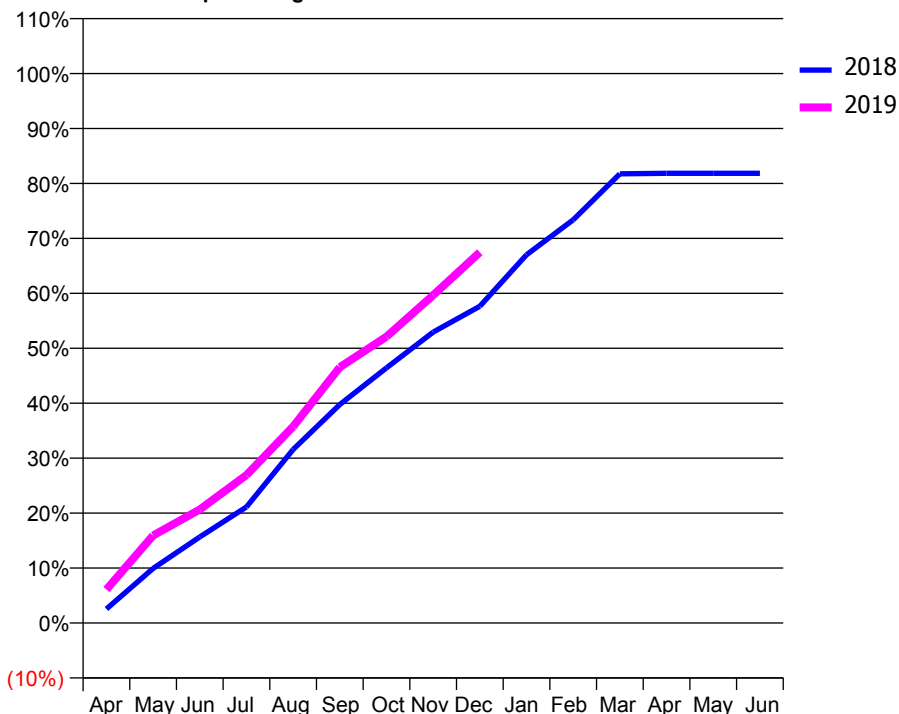
ACCESS*

Patients seen in 24 months	Total	Change since previous quarter
Quarter ending December 2017	257	
Quarter ending March 2018	258	→
Quarter ending June 2018	272	↑
Quarter ending September 2018	271	→
Quarter ending December 2018	275	→
Variance since December 2017	7.0%	↑



ACTIVITY

Cumulative percentage of contracted UDA delivered 2018 & 2019



Month	Adjusted Scheduled Activity (UDA)	
	2018	2019
April	28	67
May	109	175
June	172	227
July	232	296
August	347	393
September	437	512
October	511	573
November	582	656
December	634	742
January	737	
February	807	
March	899	
April	900	
May	900	
June	900	

QUALITY

	Quantity	Base Number	Contract	AT	Region	England
% of FP17s for the same patient ID Re-attending within 3 months - Children	14	296	4.7%	11.8%	12.3%	11.8%
% of FP17s for the same patient ID Re-attending within 3 months - Adults	0	14	0.0%	16.6%	15.8%	15.6%
% of FP17s for the same patient ID Re-attending between 3 & 9 months - Children	210	296	70.9%	58.0%	60.1%	58.8%
% of FP17s for the same patient ID Re-attending between 3 & 9 months - Adults	10	14	71.4%	52.0%	53.3%	51.0%
% of FP17s for Band 1 Urgent Courses	1	309	0.3%	9.7%	9.0%	9.0%
% of FP17s Relating to Free Repair or Replacements	0	309	0.0%	1.1%	1.0%	0.8%
% of FP17s Relating to Continuations	7	309	2.3%	1.1%	1.0%	0.9%
% of Patients satisfied with the dentistry they have received	0	0	N/A	94.2%	93.8%	93.2%
% of Patients satisfied with the time they had to wait for an appointment	0	0	N/A	92.4%	89.4%	88.3%

* This is based on patients treated on this contract for their most recent course of treatment. Figures in italics indicate the base number of FP17s or Patient Questionnaire responses are less than 100. N/A is shown where the base number of responses is less than 10 during the period. % is calculated as Quantity/Base number*100

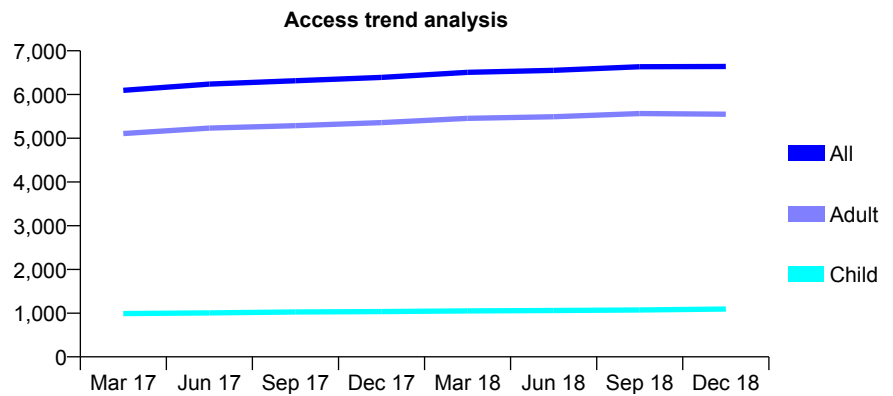
Q44 - Vital Signs At a Glance Contract Report for 912956/0001 - December 2018

Name or company name	MR MJ SOLAN
Contract type name	GDS Contract
Purpose of contract	General
Contract start date	01/04/2006
Contract end date	

18/19 Contracted general activity (UDA)	18,568
Carry forward general activity (UDA)	69
18/19 Contracted orthodontic activity (UOA)	0
Carry forward orthodontic activity (UOA)	0
Baseline contract value	£516,997.89

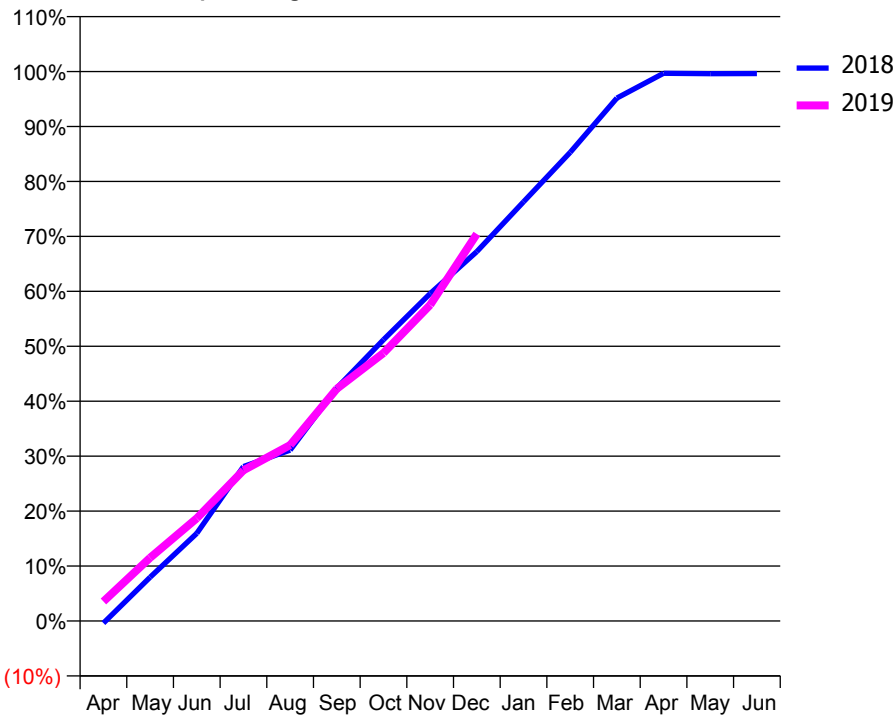
ACCESS*

Patients seen in 24 months	Total	Change since previous quarter
Quarter ending December 2017	6,393	
Quarter ending March 2018	6,507	→
Quarter ending June 2018	6,552	→
Quarter ending September 2018	6,636	→
Quarter ending December 2018	6,643	→
Variance since December 2017	3.9%	↑



ACTIVITY

Cumulative percentage of contracted UDA delivered 2018 & 2019



Month	Adjusted Scheduled Activity (UDA)	
	2018	2019
April	-73	659
May	1,482	2,140
June	2,961	3,470
July	5,219	5,094
August	5,772	5,948
September	7,872	7,848
October	9,504	9,054
November	11,064	10,683
December	12,485	13,079
January	14,163	
February	15,836	
March	17,669	
April	18,509	
May	18,494	
June	18,499	

QUALITY

	Quantity	Base Number	Contract	AT	Region	England
% of FP17s for the same patient ID Re-attending within 3 months - Children	37	1,086	3.4%	11.8%	12.3%	11.8%
% of FP17s for the same patient ID Re-attending within 3 months - Adults	579	5,629	10.3%	16.6%	15.8%	15.6%
% of FP17s for the same patient ID Re-attending between 3 & 9 months - Children	615	1,086	56.6%	58.0%	60.1%	58.8%
% of FP17s for the same patient ID Re-attending between 3 & 9 months - Adults	3,242	5,629	57.6%	52.0%	53.3%	51.0%
% of FP17s for Band 1 Urgent Courses	332	6,402	5.2%	9.7%	9.0%	9.0%
% of FP17s Relating to Free Repair or Replacements	133	6,402	2.1%	1.1%	1.0%	0.8%
% of FP17s Relating to Continuations	68	6,402	1.1%	1.1%	1.0%	0.9%
% of Patients satisfied with the dentistry they have received	14	15	93.3%	94.2%	93.8%	93.2%
% of Patients satisfied with the time they had to wait for an appointment	15	15	100.0%	92.4%	89.4%	88.3%

* This is based on patients treated on this contract for their most recent course of treatment. Figures in italics indicate the base number of FP17s or Patient Questionnaire responses are less than 100. N/A is shown where the base number of responses is less than 10 during the period. % is calculated as Quantity/Base number*100

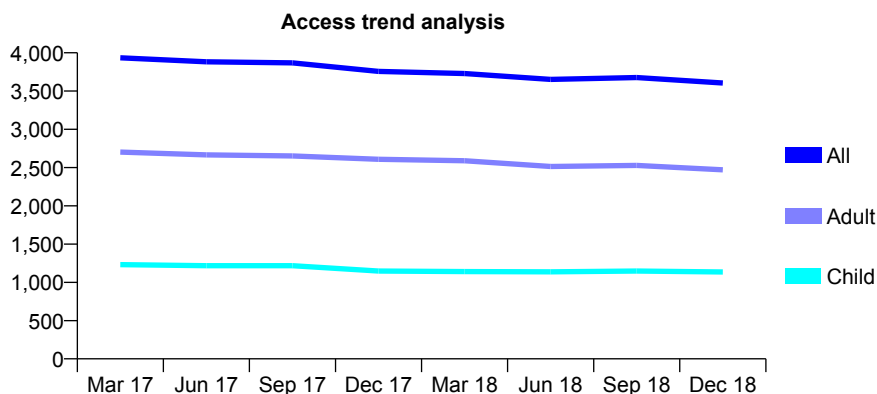
Q44 - Vital Signs At a Glance Contract Report for 914215/0001 - December 2018

Name or company name	Wallasey Village Dental Practice
Contract type name	GDS Contract
Purpose of contract	General
Contract start date	01/04/2006
Contract end date	

18/19 Contracted general activity (UDA)	9,700
Carry forward general activity (UDA)	0
18/19 Contracted orthodontic activity (UOA)	0
Carry forward orthodontic activity (UOA)	0
Baseline contract value	£306,246.90

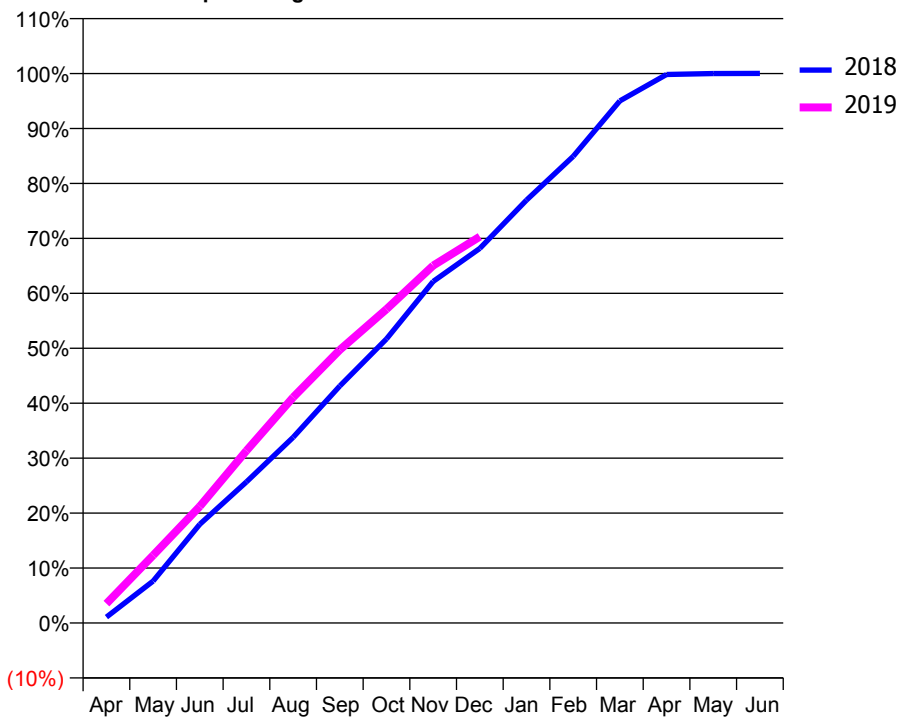
ACCESS*

Patients seen in 24 months	Total	Change since previous quarter
Quarter ending December 2017	3,756	
Quarter ending March 2018	3,729	→
Quarter ending June 2018	3,653	↓
Quarter ending September 2018	3,676	→
Quarter ending December 2018	3,606	↓
Variance since December 2017	(4.0%)	↓



ACTIVITY

Cumulative percentage of contracted UDA delivered 2018 & 2019



Month	Adjusted Scheduled Activity (UDA)	
	2018	2019
April	106	342
May	747	1,194
June	1,761	2,058
July	2,518	3,042
August	3,312	3,985
September	4,228	4,822
October	5,066	5,539
November	6,093	6,309
December	6,682	6,820
January	7,543	
February	8,322	
March	9,311	
April	9,783	
May	9,800	
June	9,801	

QUALITY

	Quantity	Base Number	Contract	AT	Region	England
% of FP17s for the same patient ID Re-attending within 3 months - Children	86	1,188	7.2%	11.8%	12.3%	11.8%
% of FP17s for the same patient ID Re-attending within 3 months - Adults	280	2,202	12.7%	16.6%	15.8%	15.6%
% of FP17s for the same patient ID Re-attending between 3 & 9 months - Children	614	1,188	51.7%	58.0%	60.1%	58.8%
% of FP17s for the same patient ID Re-attending between 3 & 9 months - Adults	880	2,202	40.0%	52.0%	53.3%	51.0%
% of FP17s for Band 1 Urgent Courses	336	3,186	10.5%	9.7%	9.0%	9.0%
% of FP17s Relating to Free Repair or Replacements	25	3,186	0.8%	1.1%	1.0%	0.8%
% of FP17s Relating to Continuations	17	3,186	0.5%	1.1%	1.0%	0.9%
% of Patients satisfied with the dentistry they have received	1	2	N/A	94.2%	93.8%	93.2%
% of Patients satisfied with the time they had to wait for an appointment	2	2	N/A	92.4%	89.4%	88.3%

* This is based on patients treated on this contract for their most recent course of treatment. Figures in italics indicate the base number of FP17s or Patient Questionnaire responses are less than 100. N/A is shown where the base number of responses is less than 10 during the period. % is calculated as Quantity/Base number*100

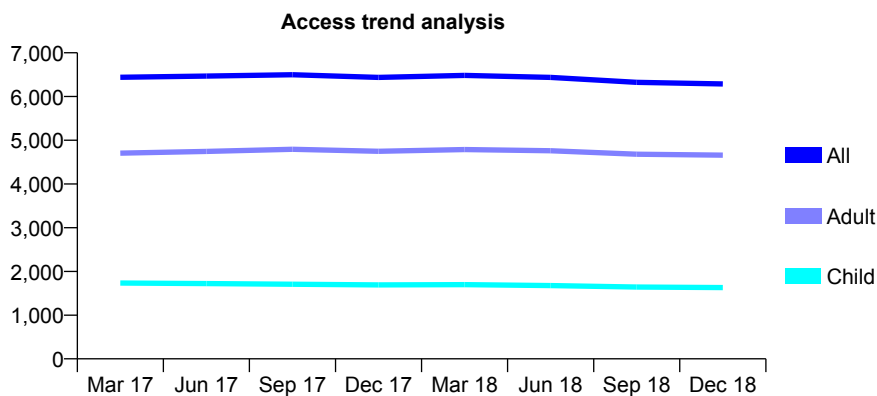
Q44 - Vital Signs At a Glance Contract Report for 914479/0001 - December 2018

Name or company name	Heswall Dental Partnership
Contract type name	GDS Contract
Purpose of contract	General
Contract start date	01/04/2006
Contract end date	

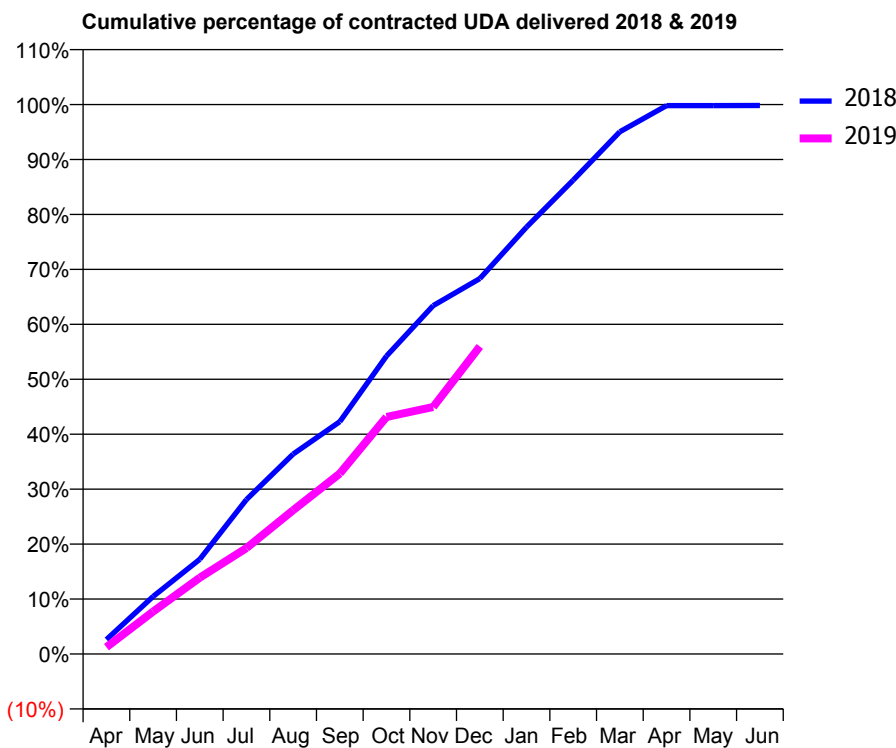
18/19 Contracted general activity (UDA)	16,750
Carry forward general activity (UDA)	253
18/19 Contracted orthodontic activity (UOA)	0
Carry forward orthodontic activity (UOA)	0
Baseline contract value	£510,997.25

ACCESS*

Patients seen in 24 months	Total	Change since previous quarter
Quarter ending December 2017	6,438	
Quarter ending March 2018	6,483	→
Quarter ending June 2018	6,436	→
Quarter ending September 2018	6,323	↓
Quarter ending December 2018	6,288	→
Variance since December 2017	(2.3%)	↓



ACTIVITY



Month	Adjusted Scheduled Activity (UDA)	
	2018	2019
April	442	211
May	1,753	1,294
June	2,888	2,328
July	4,707	3,229
August	6,093	4,382
September	7,085	5,501
October	9,083	7,225
November	10,618	7,531
December	11,444	9,376
January	13,015	
February	14,442	
March	15,920	
April	16,715	
May	16,715	
June	16,721	

QUALITY

	Quantity	Base Number	Contract	AT	Region	England
% of FP17s for the same patient ID Re-attending within 3 months - Children	87	1,363	6.4%	11.8%	12.3%	11.8%
% of FP17s for the same patient ID Re-attending within 3 months - Adults	530	3,866	13.7%	16.6%	15.8%	15.6%
% of FP17s for the same patient ID Re-attending between 3 & 9 months - Children	643	1,363	47.2%	58.0%	60.1%	58.8%
% of FP17s for the same patient ID Re-attending between 3 & 9 months - Adults	1,607	3,866	41.6%	52.0%	53.3%	51.0%
% of FP17s for Band 1 Urgent Courses	436	4,212	10.4%	9.7%	9.0%	9.0%
% of FP17s Relating to Free Repair or Replacements	57	4,212	1.4%	1.1%	1.0%	0.8%
% of FP17s Relating to Continuations	33	4,212	0.8%	1.1%	1.0%	0.9%
% of Patients satisfied with the dentistry they have received	2	2	N/A	94.2%	93.8%	93.2%
% of Patients satisfied with the time they had to wait for an appointment	2	2	N/A	92.4%	89.4%	88.3%

* This is based on patients treated on this contract for their most recent course of treatment. Figures in italics indicate the base number of FP17s or Patient Questionnaire responses are less than 100. N/A is shown where the base number of responses is less than 10 during the period. % is calculated as Quantity/Base number*100

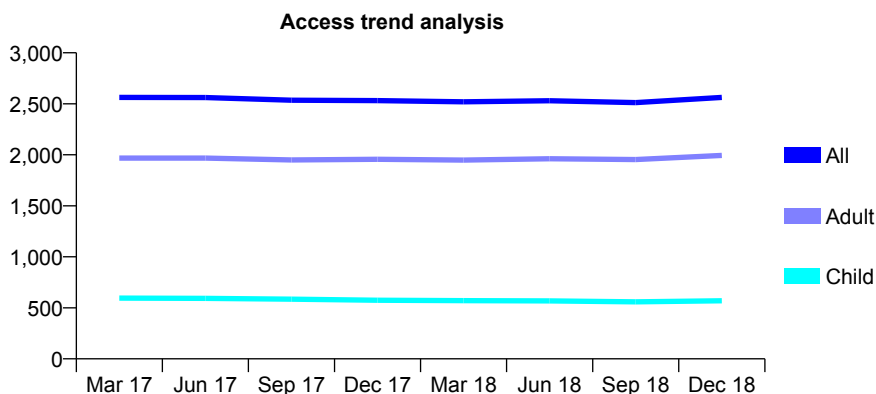
Q44 - Vital Signs At a Glance Contract Report for 927511/0001 - December 2018

Name or company name	MISS AS DEVINE
Contract type name	GDS Contract
Purpose of contract	General
Contract start date	01/04/2006
Contract end date	

18/19 Contracted general activity (UDA)	7,500
Carry forward general activity (UDA)	0
18/19 Contracted orthodontic activity (UOA)	0
Carry forward orthodontic activity (UOA)	0
Baseline contract value	£207,628.47

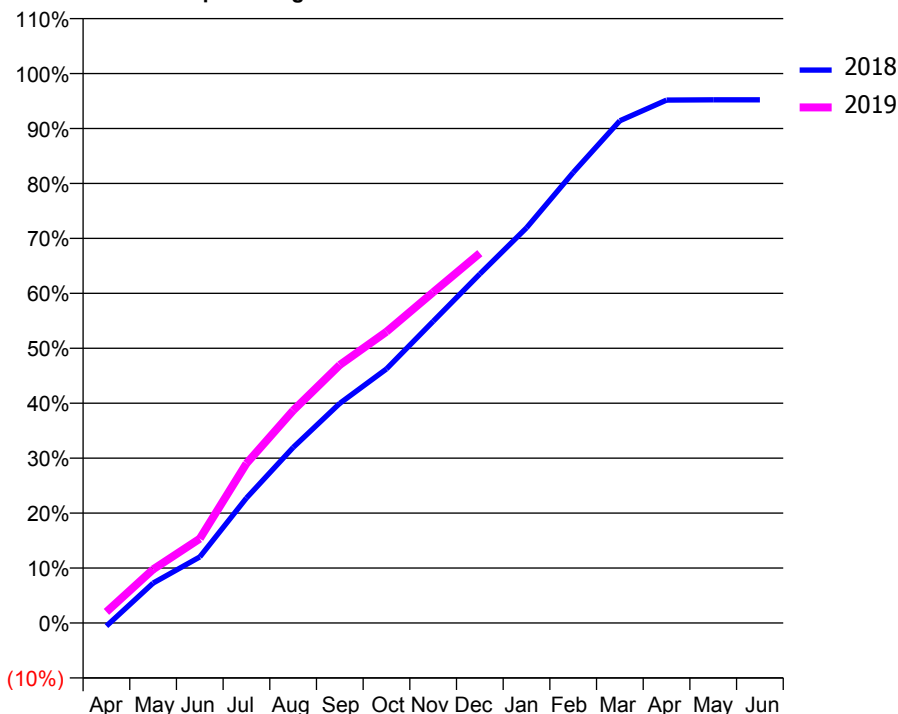
ACCESS*

Patients seen in 24 months	Total	Change since previous quarter
Quarter ending December 2017	2,531	
Quarter ending March 2018	2,520	→
Quarter ending June 2018	2,530	→
Quarter ending September 2018	2,512	→
Quarter ending December 2018	2,563	↑
Variance since December 2017	1.3%	→



ACTIVITY

Cumulative percentage of contracted UDA delivered 2018 & 2019



QUALITY

	Quantity	Base Number	Contract	AT	Region	England
% of FP17s for the same patient ID Re-attending within 3 months - Children	58	663	8.7%	11.8%	12.3%	11.8%
% of FP17s for the same patient ID Re-attending within 3 months - Adults	571	2,629	21.7%	16.6%	15.8%	15.6%
% of FP17s for the same patient ID Re-attending between 3 & 9 months - Children	438	663	66.1%	58.0%	60.1%	58.8%
% of FP17s for the same patient ID Re-attending between 3 & 9 months - Adults	1,432	2,629	54.5%	52.0%	53.3%	51.0%
% of FP17s for Band 1 Urgent Courses	92	3,143	2.9%	9.7%	9.0%	9.0%
% of FP17s Relating to Free Repair or Replacements	26	3,143	0.8%	1.1%	1.0%	0.8%
% of FP17s Relating to Continuations	24	3,143	0.8%	1.1%	1.0%	0.9%
% of Patients satisfied with the dentistry they have received	3	3	N/A	94.2%	93.8%	93.2%
% of Patients satisfied with the time they had to wait for an appointment	3	3	N/A	92.4%	89.4%	88.3%

* This is based on patients treated on this contract for their most recent course of treatment. Figures in italics indicate the base number of FP17s or Patient Questionnaire responses are less than 100. N/A is shown where the base number of responses is less than 10 during the period. % is calculated as Quantity/Base number*100

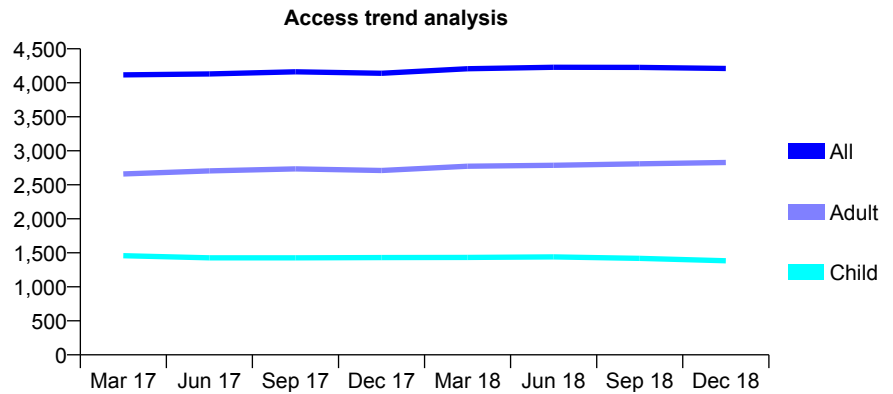
Q44 - Vital Signs At a Glance Contract Report for 931160/0001 - December 2018

Name or company name	MISS EJ MARSDEN
Contract type name	GDS Contract
Purpose of contract	General
Contract start date	01/04/2006
Contract end date	

18/19 Contracted general activity (UDA)	8,915
Carry forward general activity (UDA)	32
18/19 Contracted orthodontic activity (UOA)	0
Carry forward orthodontic activity (UOA)	0
Baseline contract value	£222,324.38

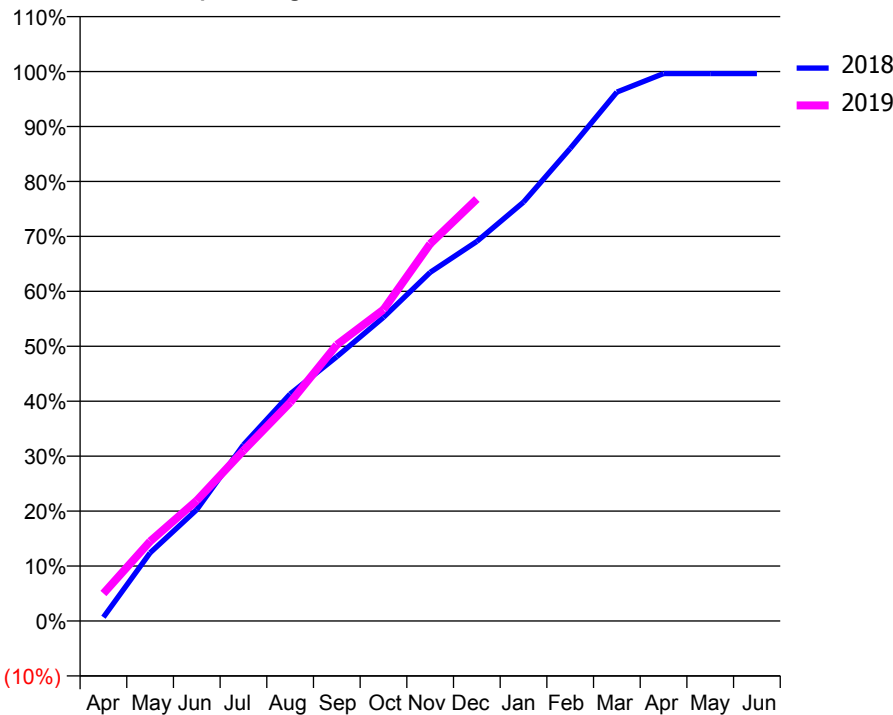
ACCESS*

Patients seen in 24 months	Total	Change since previous quarter
Quarter ending December 2017	4,141	
Quarter ending March 2018	4,207	→
Quarter ending June 2018	4,229	→
Quarter ending September 2018	4,227	→
Quarter ending December 2018	4,211	→
Variance since December 2017	1.7%	→



ACTIVITY

Cumulative percentage of contracted UDA delivered 2018 & 2019



Month	Adjusted Scheduled Activity (UDA)	
	2018	2019
April	61	448
May	1,107	1,292
June	1,808	1,955
July	2,858	2,765
August	3,684	3,544
September	4,290	4,482
October	4,926	5,054
November	5,656	6,120
December	6,158	6,846
January	6,797	
February	7,667	
March	8,582	
April	8,882	
May	8,882	
June	8,882	

QUALITY

	Quantity	Base Number	Contract	AT	Region	England
% of FP17s for the same patient ID Re-attending within 3 months - Children	137	1,641	8.3%	11.8%	12.3%	11.8%
% of FP17s for the same patient ID Re-attending within 3 months - Adults	367	3,084	11.9%	16.6%	15.8%	15.6%
% of FP17s for the same patient ID Re-attending between 3 & 9 months - Children	1,004	1,641	61.2%	58.0%	60.1%	58.8%
% of FP17s for the same patient ID Re-attending between 3 & 9 months - Adults	1,447	3,084	46.9%	52.0%	53.3%	51.0%
% of FP17s for Band 1 Urgent Courses	287	4,520	6.3%	9.7%	9.0%	9.0%
% of FP17s Relating to Free Repair or Replacements	10	4,520	0.2%	1.1%	1.0%	0.8%
% of FP17s Relating to Continuations	109	4,520	2.4%	1.1%	1.0%	0.9%
% of Patients satisfied with the dentistry they have received	0	1	N/A	94.2%	93.8%	93.2%
% of Patients satisfied with the time they had to wait for an appointment	1	1	N/A	92.4%	89.4%	88.3%

* This is based on patients treated on this contract for their most recent course of treatment. Figures in italics indicate the base number of FP17s or Patient Questionnaire responses are less than 100. N/A is shown where the base number of responses is less than 10 during the period. % is calculated as Quantity/Base number*100

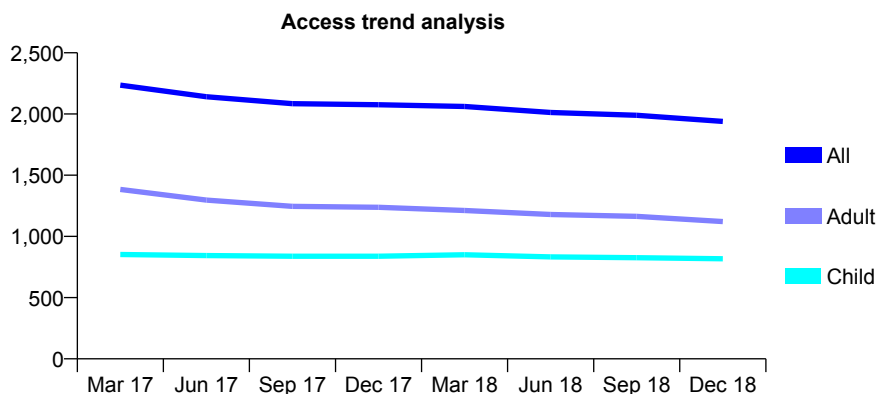
Q44 - Vital Signs At a Glance Contract Report for 933708/0001 - December 2018

Name or company name	MR JW BAX
Contract type name	GDS Contract
Purpose of contract	General
Contract start date	01/04/2006
Contract end date	

18/19 Contracted general activity (UDA)	7,340
Carry forward general activity (UDA)	0
18/19 Contracted orthodontic activity (UOA)	0
Carry forward orthodontic activity (UOA)	0
Baseline contract value	£177,981.11

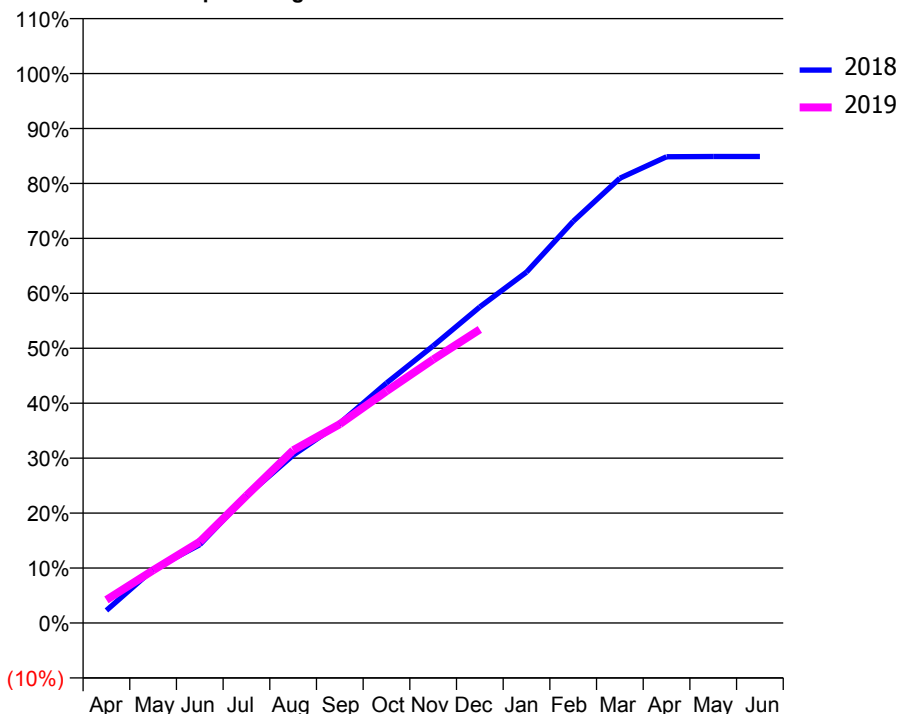
ACCESS*

Patients seen in 24 months	Total	Change since previous quarter
Quarter ending December 2017	2,076	
Quarter ending March 2018	2,062	→
Quarter ending June 2018	2,012	↓
Quarter ending September 2018	1,990	↓
Quarter ending December 2018	1,939	↓
Variance since December 2017	(6.6%)	↓



ACTIVITY

Cumulative percentage of contracted UDA delivered 2018 & 2019



Month	Adjusted Scheduled Activity (UDA)	
	2018	2019
April	169	309
May	714	705
June	1,046	1,085
July	1,698	1,703
August	2,242	2,307
September	2,668	2,657
October	3,205	3,096
November	3,703	3,521
December	4,223	3,921
January	4,688	
February	5,365	
March	5,941	
April	6,229	
May	6,232	
June	6,232	

QUALITY

	Quantity	Base Number	Contract	AT	Region	England
% of FP17s for the same patient ID Re-attending within 3 months - Children	128	1,155	11.1%	11.8%	12.3%	11.8%
% of FP17s for the same patient ID Re-attending within 3 months - Adults	224	1,406	15.9%	16.6%	15.8%	15.6%
% of FP17s for the same patient ID Re-attending between 3 & 9 months - Children	854	1,155	73.9%	58.0%	60.1%	58.8%
% of FP17s for the same patient ID Re-attending between 3 & 9 months - Adults	972	1,406	69.1%	52.0%	53.3%	51.0%
% of FP17s for Band 1 Urgent Courses	139	2,404	5.8%	9.7%	9.0%	9.0%
% of FP17s Relating to Free Repair or Replacements	10	2,404	0.4%	1.1%	1.0%	0.8%
% of FP17s Relating to Continuations	14	2,404	0.6%	1.1%	1.0%	0.9%
% of Patients satisfied with the dentistry they have received	0	0	N/A	94.2%	93.8%	93.2%
% of Patients satisfied with the time they had to wait for an appointment	0	0	N/A	92.4%	89.4%	88.3%

* This is based on patients treated on this contract for their most recent course of treatment. Figures in italics indicate the base number of FP17s or Patient Questionnaire responses are less than 100. N/A is shown where the base number of responses is less than 10 during the period. % is calculated as Quantity/Base number*100

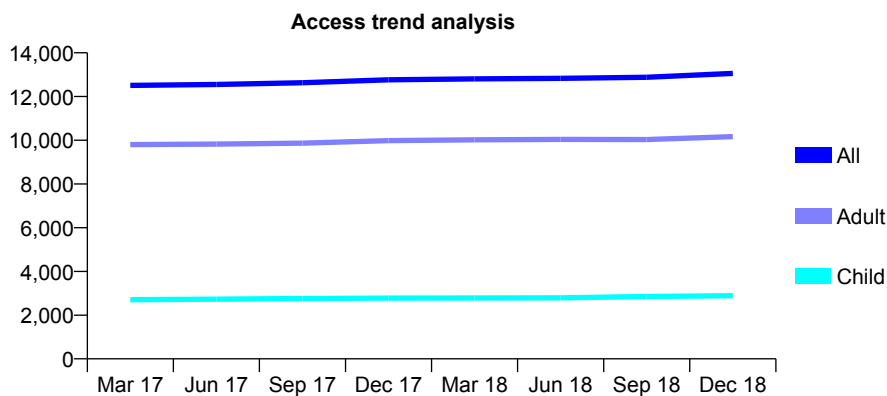
Q44 - Vital Signs At a Glance Contract Report for 935360/0001 - December 2018

Name or company name	Sutton Dental Practice
Contract type name	GDS Contract
Purpose of contract	General
Contract start date	01/04/2006
Contract end date	

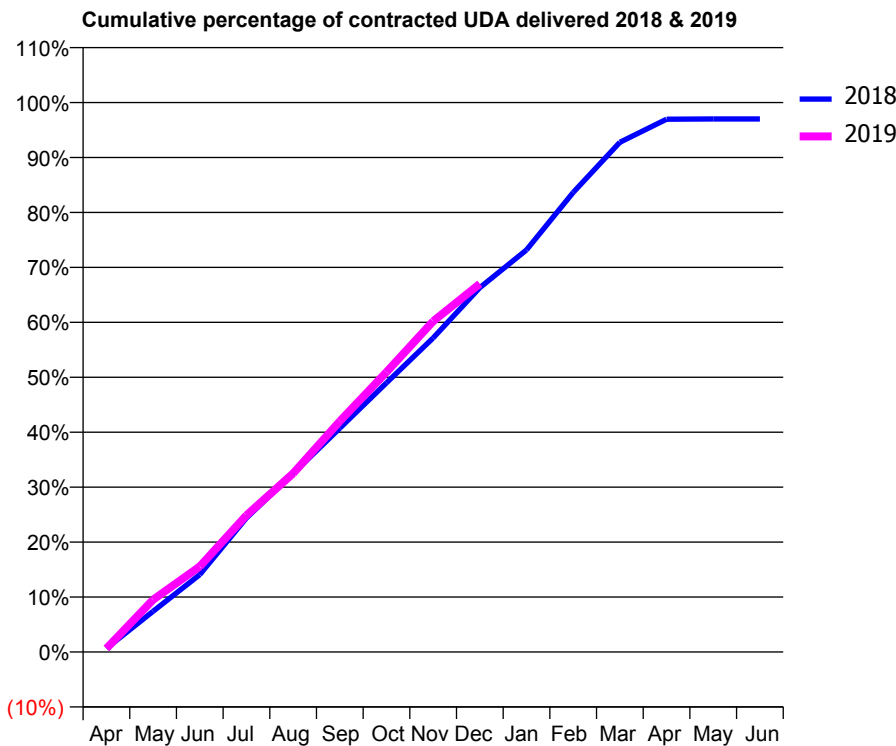
18/19 Contracted general activity (UDA)	40,588
Carry forward general activity (UDA)	1,215
18/19 Contracted orthodontic activity (UOA)	0
Carry forward orthodontic activity (UOA)	0
Baseline contract value	£1,227,445.46

ACCESS*

Patients seen in 24 months	Total	Change since previous quarter
Quarter ending December 2017	12,762	
Quarter ending March 2018	12,805	→
Quarter ending June 2018	12,832	→
Quarter ending September 2018	12,881	→
Quarter ending December 2018	13,055	→
Variance since December 2017	2.3%	↑



ACTIVITY



Month	Adjusted Scheduled Activity (UDA)	
	2018	2019
April	267	260
May	3,006	3,868
June	5,720	6,314
July	9,903	10,098
August	13,186	13,194
September	16,529	17,046
October	19,880	20,679
November	23,202	24,436
December	26,916	27,199
January	29,698	
February	33,950	
March	37,652	
April	39,352	
May	39,369	
June	39,373	

QUALITY

	Quantity	Base Number	Contract	AT	Region	England
% of FP17s for the same patient ID Re-attending within 3 months - Children	232	3,257	7.1%	11.8%	12.3%	11.8%
% of FP17s for the same patient ID Re-attending within 3 months - Adults	1,748	11,770	14.9%	16.6%	15.8%	15.6%
% of FP17s for the same patient ID Re-attending between 3 & 9 months - Children	2,013	3,257	61.8%	58.0%	60.1%	58.8%
% of FP17s for the same patient ID Re-attending between 3 & 9 months - Adults	7,201	11,770	61.2%	52.0%	53.3%	51.0%
% of FP17s for Band 1 Urgent Courses	1,626	14,269	11.4%	9.7%	9.0%	9.0%
% of FP17s Relating to Free Repair or Replacements	152	14,269	1.1%	1.1%	1.0%	0.8%
% of FP17s Relating to Continuations	258	14,269	1.8%	1.1%	1.0%	0.9%
% of Patients satisfied with the dentistry they have received	7	7	N/A	94.2%	93.8%	93.2%
% of Patients satisfied with the time they had to wait for an appointment	6	7	N/A	92.4%	89.4%	88.3%

* This is based on patients treated on this contract for their most recent course of treatment. Figures in italics indicate the base number of FP17s or Patient Questionnaire responses are less than 100. N/A is shown where the base number of responses is less than 10 during the period. % is calculated as Quantity/Base number*100

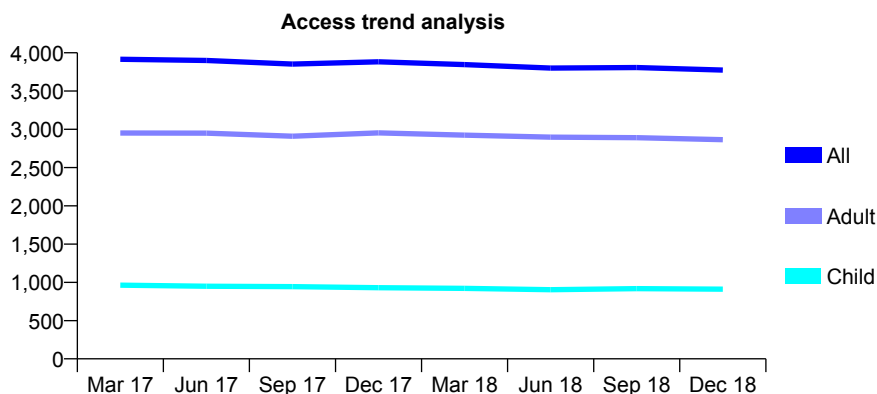
Q44 - Vital Signs At a Glance Contract Report for 938289/0001 - December 2018

Name or company name	MR KC HO
Contract type name	GDS Contract
Purpose of contract	General
Contract start date	01/04/2006
Contract end date	

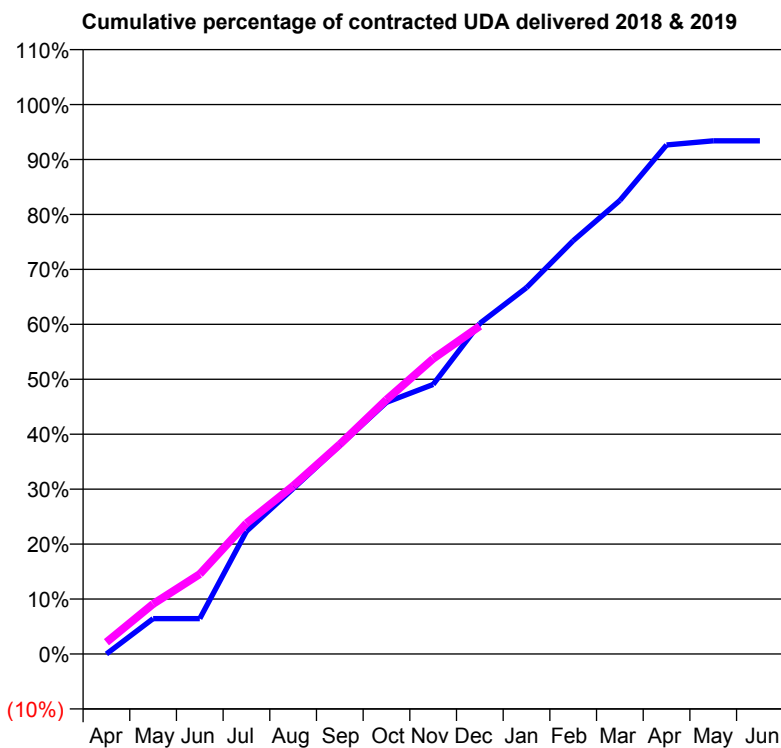
18/19 Contracted general activity (UDA)	12,193
Carry forward general activity (UDA)	0
18/19 Contracted orthodontic activity (UOA)	0
Carry forward orthodontic activity (UOA)	0
Baseline contract value	£362,184.17

ACCESS*

Patients seen in 24 months	Total	Change since previous quarter
Quarter ending December 2017	3,882	
Quarter ending March 2018	3,845	→
Quarter ending June 2018	3,801	↓
Quarter ending September 2018	3,807	→
Quarter ending December 2018	3,775	→
Variance since December 2017	(2.8%)	↓



ACTIVITY



Month	Adjusted Scheduled Activity (UDA)	
	2018	2019
April	0	263
May	785	1,112
June	785	1,774
July	2,725	2,902
August	3,671	3,731
September	4,629	4,652
October	5,585	5,643
November	5,981	6,552
December	7,337	7,277
January	8,129	
February	9,171	
March	10,065	
April	11,295	
May	11,387	
June	11,387	

QUALITY

	Quantity	Base Number	Contract	AT	Region	England
% of FP17s for the same patient ID Re-attending within 3 months - Children	68	1,169	5.8%	11.8%	12.3%	11.8%
% of FP17s for the same patient ID Re-attending within 3 months - Adults	297	2,977	10.0%	16.6%	15.8%	15.6%
% of FP17s for the same patient ID Re-attending between 3 & 9 months - Children	773	1,169	66.1%	58.0%	60.1%	58.8%
% of FP17s for the same patient ID Re-attending between 3 & 9 months - Adults	1,683	2,977	56.5%	52.0%	53.3%	51.0%
% of FP17s for Band 1 Urgent Courses	338	3,707	9.1%	9.7%	9.0%	9.0%
% of FP17s Relating to Free Repair or Replacements	62	3,707	1.7%	1.1%	1.0%	0.8%
% of FP17s Relating to Continuations	19	3,707	0.5%	1.1%	1.0%	0.9%
% of Patients satisfied with the dentistry they have received	1	1	N/A	94.2%	93.8%	93.2%
% of Patients satisfied with the time they had to wait for an appointment	1	1	N/A	92.4%	89.4%	88.3%

* This is based on patients treated on this contract for their most recent course of treatment. Figures in italics indicate the base number of FP17s or Patient Questionnaire responses are less than 100. N/A is shown where the base number of responses is less than 10 during the period. % is calculated as Quantity/Base number*100

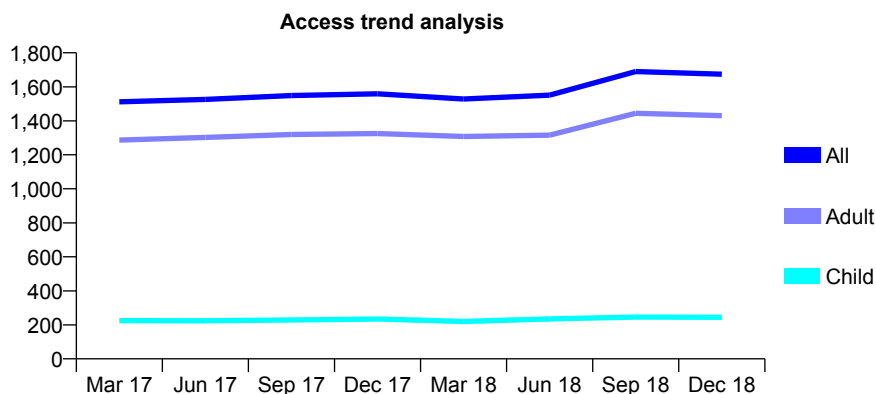
Q44 - Vital Signs At a Glance Contract Report for 960071/0001 - December 2018

Name or company name	MR F LADJEVARDI
Contract type name	GDS Contract
Purpose of contract	General
Contract start date	10/10/2006
Contract end date	

18/19 Contracted general activity (UDA)	7,618
Carry forward general activity (UDA)	0
18/19 Contracted orthodontic activity (UOA)	0
Carry forward orthodontic activity (UOA)	0
Baseline contract value	£206,762.48

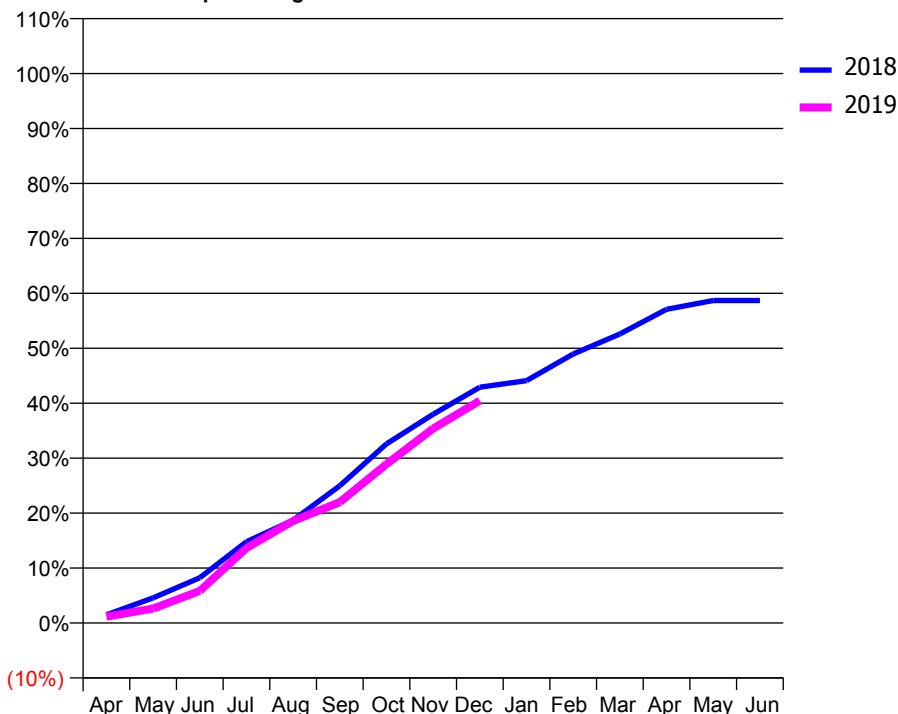
ACCESS*

Patients seen in 24 months	Total	Change since previous quarter
Quarter ending December 2017	1,559	
Quarter ending March 2018	1,528	↓
Quarter ending June 2018	1,551	→
Quarter ending September 2018	1,690	↑
Quarter ending December 2018	1,674	→
Variance since December 2017	7.4%	↑



ACTIVITY

Cumulative percentage of contracted UDA delivered 2018 & 2019



Month	Adjusted Scheduled Activity (UDA)	
	2018	2019
April	114	88
May	349	200
June	628	444
July	1,128	1,040
August	1,426	1,414
September	1,903	1,675
October	2,483	2,202
November	2,895	2,696
December	3,269	3,083
January	3,361	
February	3,730	
March	4,006	
April	4,350	
May	4,471	
June	4,471	

QUALITY

	Quantity	Base Number	Contract	AT	Region	England
% of FP17s for the same patient ID Re-attending within 3 months - Children	11	259	4.2%	11.8%	12.3%	11.8%
% of FP17s for the same patient ID Re-attending within 3 months - Adults	196	1,609	12.2%	16.6%	15.8%	15.6%
% of FP17s for the same patient ID Re-attending between 3 & 9 months - Children	132	259	51.0%	58.0%	60.1%	58.8%
% of FP17s for the same patient ID Re-attending between 3 & 9 months - Adults	861	1,609	53.5%	52.0%	53.3%	51.0%
% of FP17s for Band 1 Urgent Courses	155	1,706	9.1%	9.7%	9.0%	9.0%
% of FP17s Relating to Free Repair or Replacements	7	1,706	0.4%	1.1%	1.0%	0.8%
% of FP17s Relating to Continuations	2	1,706	0.1%	1.1%	1.0%	0.9%
% of Patients satisfied with the dentistry they have received	0	0	N/A	94.2%	93.8%	93.2%
% of Patients satisfied with the time they had to wait for an appointment	0	0	N/A	92.4%	89.4%	88.3%

* This is based on patients treated on this contract for their most recent course of treatment. Figures in italics indicate the base number of FP17s or Patient Questionnaire responses are less than 100. N/A is shown where the base number of responses is less than 10 during the period. % is calculated as Quantity/Base number*100

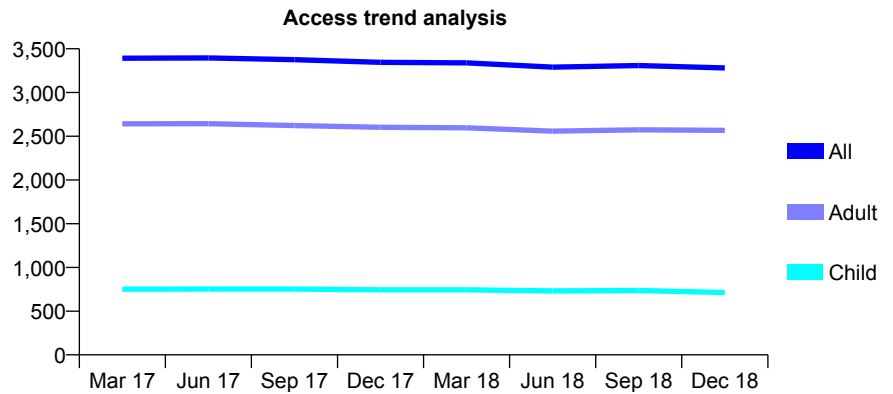
Q44 - Vital Signs At a Glance Contract Report for 968404/0001 - December 2018

Name or company name	MR WK ASKAR
Contract type name	GDS Contract
Purpose of contract	General
Contract start date	22/09/2007
Contract end date	

18/19 Contracted general activity (UDA)	8,417
Carry forward general activity (UDA)	0
18/19 Contracted orthodontic activity (UOA)	0
Carry forward orthodontic activity (UOA)	0
Baseline contract value	£234,248.30

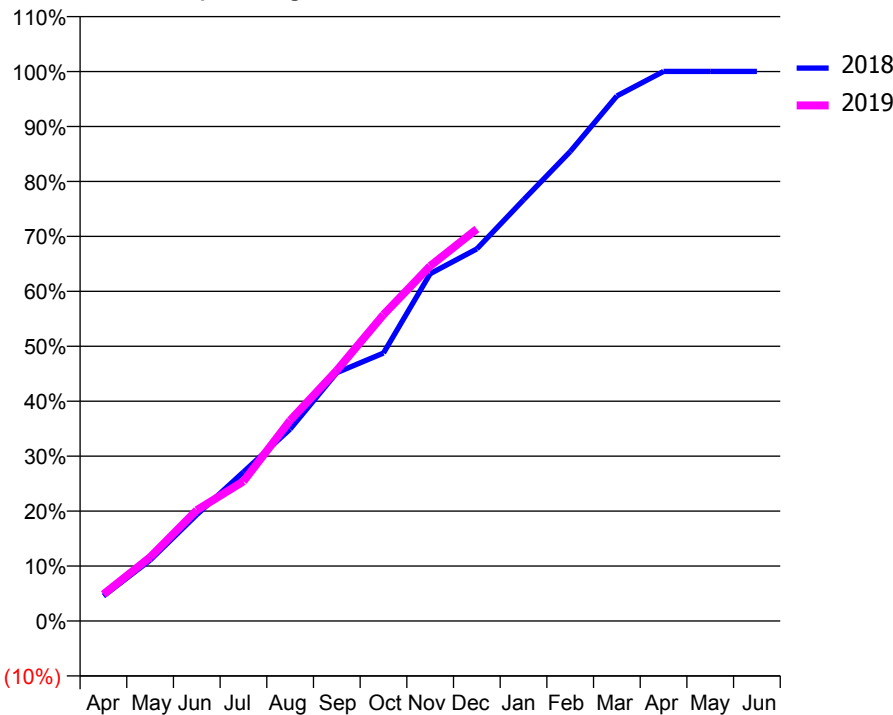
ACCESS*

Patients seen in 24 months	Total	Change since previous quarter
Quarter ending December 2017	3,345	
Quarter ending March 2018	3,339	→
Quarter ending June 2018	3,290	↓
Quarter ending September 2018	3,309	→
Quarter ending December 2018	3,281	→
Variance since December 2017	(1.9%)	↓



ACTIVITY

Cumulative percentage of contracted UDA delivered 2018 & 2019



Month	Adjusted Scheduled Activity (UDA)	
	2018	2019
April	385	410
May	939	978
June	1,639	1,698
July	2,297	2,140
August	2,960	3,073
September	3,829	3,840
October	4,131	4,693
November	5,354	5,438
December	5,736	6,004
January	6,494	
February	7,238	
March	8,095	
April	8,473	
May	8,473	
June	8,473	

QUALITY

	Quantity	Base Number	Contract	AT	Region	England
% of FP17s for the same patient ID Re-attending within 3 months - Children	47	706	6.7%	11.8%	12.3%	11.8%
% of FP17s for the same patient ID Re-attending within 3 months - Adults	463	2,639	17.5%	16.6%	15.8%	15.6%
% of FP17s for the same patient ID Re-attending between 3 & 9 months - Children	391	706	55.4%	58.0%	60.1%	58.8%
% of FP17s for the same patient ID Re-attending between 3 & 9 months - Adults	1,312	2,639	49.7%	52.0%	53.3%	51.0%
% of FP17s for Band 1 Urgent Courses	294	2,670	11.0%	9.7%	9.0%	9.0%
% of FP17s Relating to Free Repair or Replacements	47	2,670	1.8%	1.1%	1.0%	0.8%
% of FP17s Relating to Continuations	18	2,670	0.7%	1.1%	1.0%	0.9%
% of Patients satisfied with the dentistry they have received	0	1	N/A	94.2%	93.8%	93.2%
% of Patients satisfied with the time they had to wait for an appointment	1	1	N/A	92.4%	89.4%	88.3%

* This is based on patients treated on this contract for their most recent course of treatment. Figures in italics indicate the base number of FP17s or Patient Questionnaire responses are less than 100. N/A is shown where the base number of responses is less than 10 during the period. % is calculated as Quantity/Base number*100

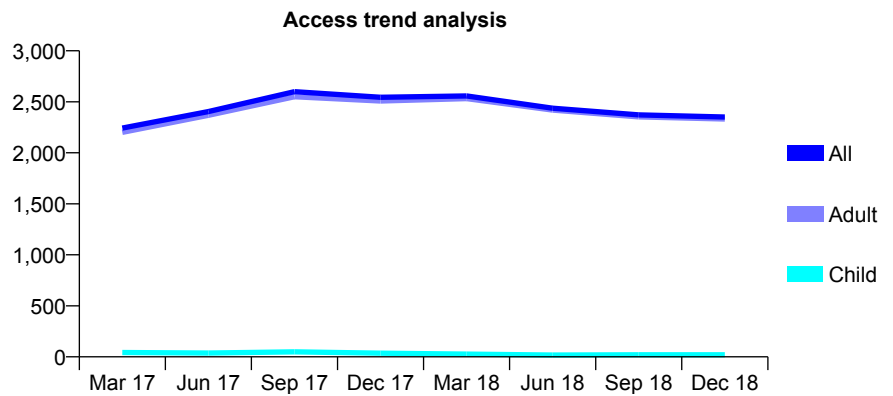
Q44 - Vital Signs At a Glance Contract Report for 968404/0003 - December 2018

Name or company name	MR WK ASKAR
Contract type name	PDS Contract
Purpose of contract	General
Contract start date	01/07/2015
Contract end date	30/06/2023

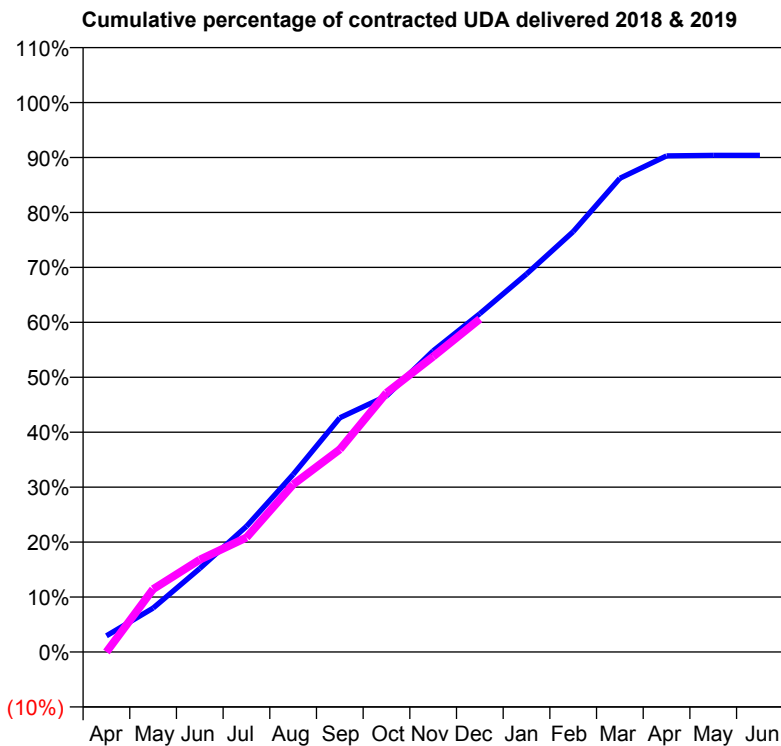
18/19 Contracted general activity (UDA)	7,500
Carry forward general activity (UDA)	0
18/19 Contracted orthodontic activity (UOA)	0
Carry forward orthodontic activity (UOA)	0
Baseline contract value	£394,612.22

ACCESS*

Patients seen in 24 months	Total	Change since previous quarter
Quarter ending December 2017	2,544	
Quarter ending March 2018	2,558	→
Quarter ending June 2018	2,437	↓
Quarter ending September 2018	2,372	↓
Quarter ending December 2018	2,351	→
Variance since December 2017	(7.6%)	↓



ACTIVITY



Month	Adjusted Scheduled Activity (UDA)	
	2018	2019
April	222	0
May	600	858
June	1,140	1,260
July	1,716	1,563
August	2,424	2,286
September	3,196	2,766
October	3,496	3,537
November	4,111	4,032
December	4,618	4,545
January	5,158	
February	5,737	
March	6,466	
April	6,772	
May	6,778	
June	6,778	

QUALITY

	Quantity	Base Number	Contract	AT	Region	England
% of FP17s for the same patient ID Re-attending within 3 months - Children	1	20	5.0%	11.8%	12.3%	11.8%
% of FP17s for the same patient ID Re-attending within 3 months - Adults	56	1,597	3.5%	16.6%	15.8%	15.6%
% of FP17s for the same patient ID Re-attending between 3 & 9 months - Children	0	20	0.0%	58.0%	60.1%	58.8%
% of FP17s for the same patient ID Re-attending between 3 & 9 months - Adults	10	1,597	0.6%	52.0%	53.3%	51.0%
% of FP17s for Band 1 Urgent Courses	0	1,516	0.0%	9.7%	9.0%	9.0%
% of FP17s Relating to Free Repair or Replacements	0	1,516	0.0%	1.1%	1.0%	0.8%
% of FP17s Relating to Continuations	0	1,516	0.0%	1.1%	1.0%	0.9%
% of Patients satisfied with the dentistry they have received	1	1	N/A	94.2%	93.8%	93.2%
% of Patients satisfied with the time they had to wait for an appointment	1	1	N/A	92.4%	89.4%	88.3%

* This is based on patients treated on this contract for their most recent course of treatment. Figures in italics indicate the base number of FP17s or Patient Questionnaire responses are less than 100. N/A is shown where the base number of responses is less than 10 during the period. % is calculated as Quantity/Base number*100

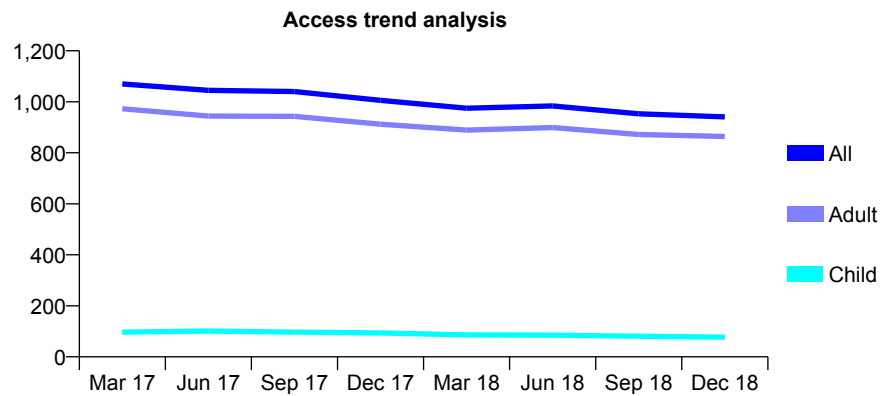
Q44 - Vital Signs At a Glance Contract Report for 986801/0005 - December 2018

Name or company name	MR MN DEVLIN
Contract type name	GDS Contract
Purpose of contract	General
Contract start date	01/10/2007
Contract end date	

18/19 Contracted general activity (UDA)	2,275
Carry forward general activity (UDA)	0
18/19 Contracted orthodontic activity (UOA)	0
Carry forward orthodontic activity (UOA)	0
Baseline contract value	£43,669.58

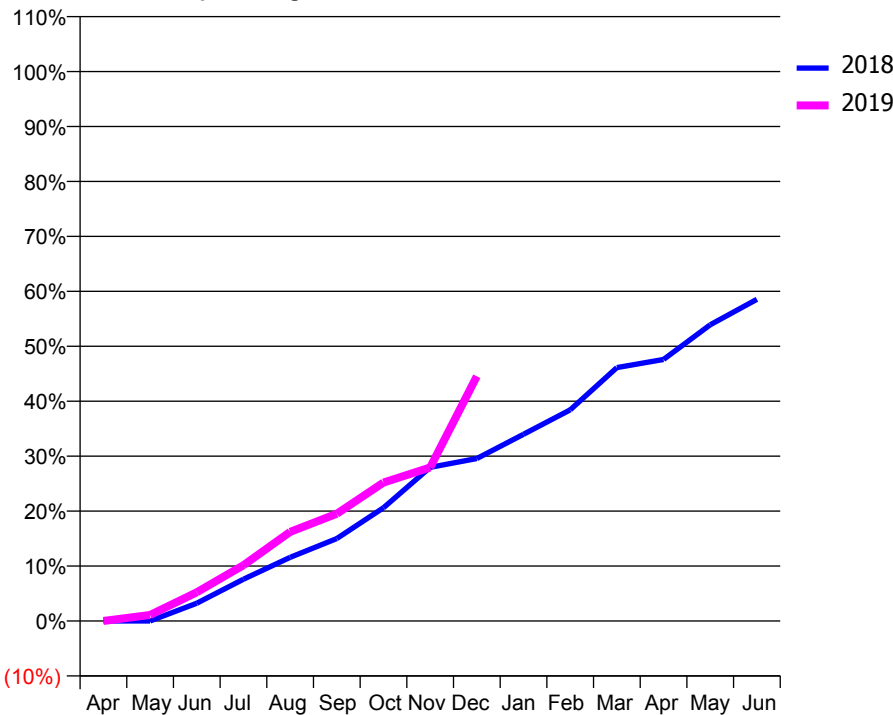
ACCESS*

Patients seen in 24 months	Total	Change since previous quarter
Quarter ending December 2017	1,006	
Quarter ending March 2018	975	↓
Quarter ending June 2018	984	→
Quarter ending September 2018	953	↓
Quarter ending December 2018	941	↓
Variance since December 2017	(6.5%)	↓



ACTIVITY

Cumulative percentage of contracted UDA delivered 2018 & 2019



Month	Adjusted Scheduled Activity (UDA)	
	2018	2019
April	0	0
May	0	25
June	123	119
July	289	231
August	439	369
September	569	444
October	782	574
November	1,060	636
December	1,121	1,013
January	1,289	
February	1,457	
March	1,749	
April	1,804	
May	2,044	
June	2,220	

QUALITY

	Quantity	Base Number	Contract	AT	Region	England
% of FP17s for the same patient ID Re-attending within 3 months - Children	0	44	0.0%	11.8%	12.3%	11.8%
% of FP17s for the same patient ID Re-attending within 3 months - Adults	58	642	9.0%	16.6%	15.8%	15.6%
% of FP17s for the same patient ID Re-attending between 3 & 9 months - Children	21	44	47.7%	58.0%	60.1%	58.8%
% of FP17s for the same patient ID Re-attending between 3 & 9 months - Adults	286	642	44.5%	52.0%	53.3%	51.0%
% of FP17s for Band 1 Urgent Courses	46	530	8.7%	9.7%	9.0%	9.0%
% of FP17s Relating to Free Repair or Replacements	3	530	0.6%	1.1%	1.0%	0.8%
% of FP17s Relating to Continuations	1	530	0.2%	1.1%	1.0%	0.9%
% of Patients satisfied with the dentistry they have received	0	0	N/A	94.2%	93.8%	93.2%
% of Patients satisfied with the time they had to wait for an appointment	0	0	N/A	92.4%	89.4%	88.3%

* This is based on patients treated on this contract for their most recent course of treatment. Figures in italics indicate the base number of FP17s or Patient Questionnaire responses are less than 100. N/A is shown where the base number of responses is less than 10 during the period. % is calculated as Quantity/Base number*100

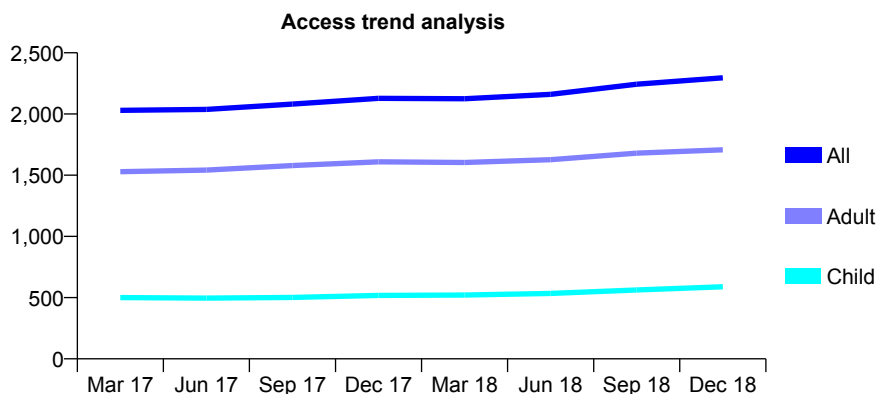
Q44 - Vital Signs At a Glance Contract Report for 990175/0001 - December 2018

Name or company name	Dr Vicknesh Tasen
Contract type name	GDS Contract
Purpose of contract	General
Contract start date	01/04/2006
Contract end date	

18/19 Contracted general activity (UDA)	6,000
Carry forward general activity (UDA)	0
18/19 Contracted orthodontic activity (UOA)	0
Carry forward orthodontic activity (UOA)	0
Baseline contract value	£163,972.47

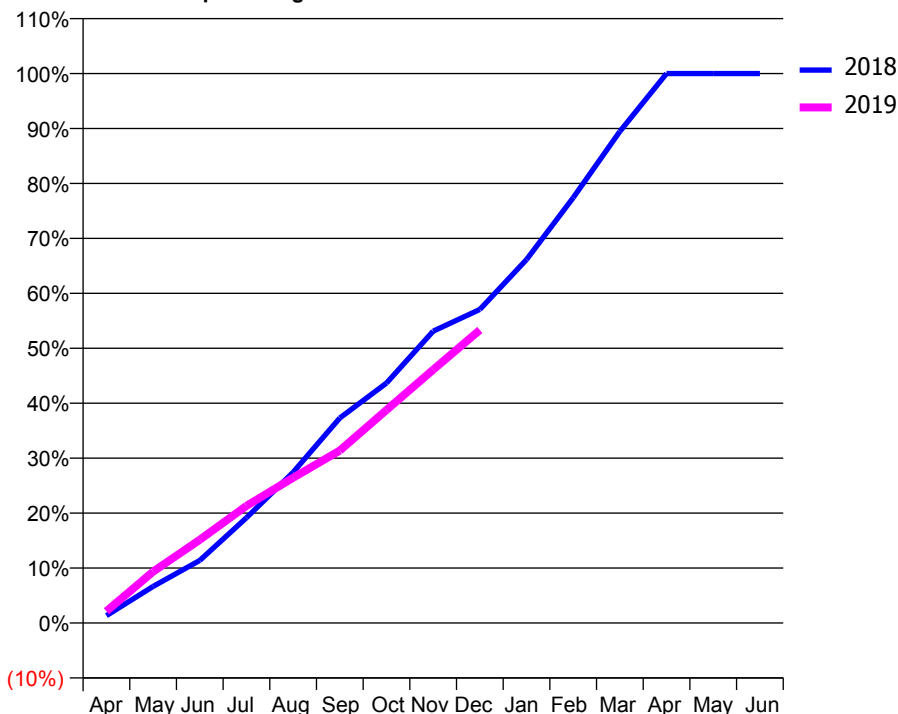
ACCESS*

Patients seen in 24 months	Total	Change since previous quarter
Quarter ending December 2017	2,128	
Quarter ending March 2018	2,125	→
Quarter ending June 2018	2,161	→
Quarter ending September 2018	2,243	↑
Quarter ending December 2018	2,296	↑
Variance since December 2017	7.9%	↑



ACTIVITY

Cumulative percentage of contracted UDA delivered 2018 & 2019



Month	Adjusted Scheduled Activity (UDA)	
	2018	2019
April	81	129
May	403	562
June	690	910
July	1,160	1,279
August	1,660	1,586
September	2,258	1,883
October	2,643	2,326
November	3,214	2,766
December	3,454	3,199
January	4,003	
February	4,684	
March	5,415	
April	6,052	
May	6,053	
June	6,053	

QUALITY

	Quantity	Base Number	Contract	AT	Region	England
% of FP17s for the same patient ID Re-attending within 3 months - Children	41	525	7.8%	11.8%	12.3%	11.8%
% of FP17s for the same patient ID Re-attending within 3 months - Adults	229	1,441	15.9%	16.6%	15.8%	15.6%
% of FP17s for the same patient ID Re-attending between 3 & 9 months - Children	232	525	44.2%	58.0%	60.1%	58.8%
% of FP17s for the same patient ID Re-attending between 3 & 9 months - Adults	664	1,441	46.1%	52.0%	53.3%	51.0%
% of FP17s for Band 1 Urgent Courses	130	1,387	9.4%	9.7%	9.0%	9.0%
% of FP17s Relating to Free Repair or Replacements	12	1,387	0.9%	1.1%	1.0%	0.8%
% of FP17s Relating to Continuations	27	1,387	1.9%	1.1%	1.0%	0.9%
% of Patients satisfied with the dentistry they have received	5	5	N/A	94.2%	93.8%	93.2%
% of Patients satisfied with the time they had to wait for an appointment	3	5	N/A	92.4%	89.4%	88.3%

* This is based on patients treated on this contract for their most recent course of treatment. Figures in italics indicate the base number of FP17s or Patient Questionnaire responses are less than 100. N/A is shown where the base number of responses is less than 10 during the period. % is calculated as Quantity/Base number*100

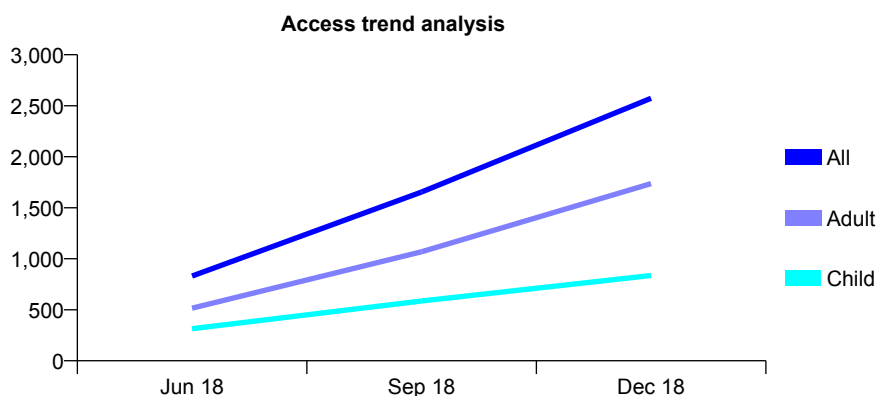
Q45 - Vital Signs At a Glance Contract Report for 100704/0000 - December 2018

Name or company name	Genix Healthcare Ltd
Contract type name	GDS Contract
Purpose of contract	General
Contract start date	01/04/2018
Contract end date	

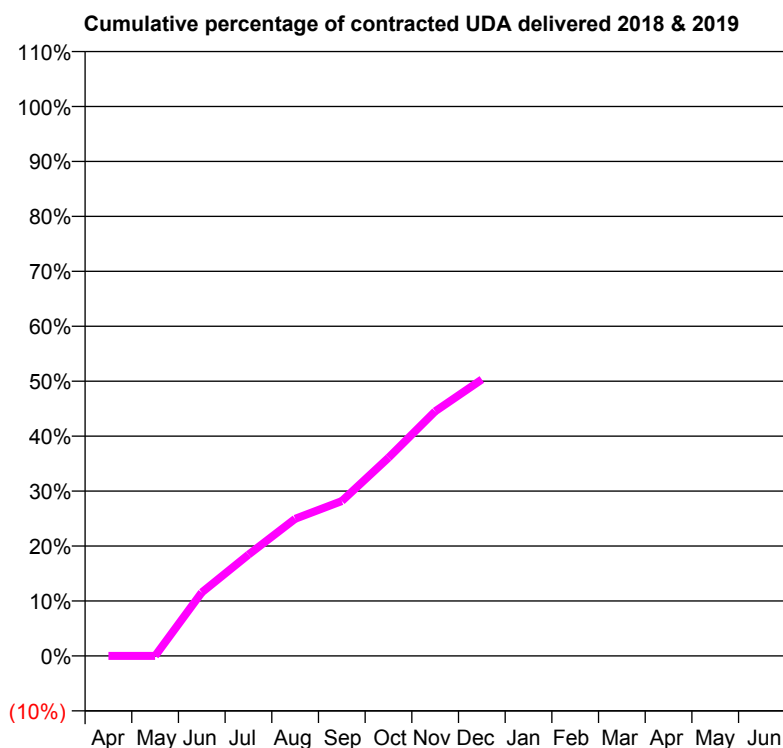
18/19 Contracted general activity (UDA)	12,000
Carry forward general activity (UDA)	0
18/19 Contracted orthodontic activity (UOA)	0
Carry forward orthodontic activity (UOA)	0
Baseline contract value	£327,047.28

ACCESS*

Patients seen in 24 months	Total	Change since previous quarter
Quarter ending December 2017	0	
Quarter ending March 2018	0	
Quarter ending June 2018	831	↑
Quarter ending September 2018	1,654	↑
Quarter ending December 2018	2,573	↑
Variance since December 2017	N/A	



ACTIVITY



Month	Adjusted Scheduled Activity (UDA)	
	2018	2019
April	0	0
May	0	0
June	0	1,387
July	0	2,211
August	0	2,994
September	0	3,381
October	0	4,328
November	0	5,342
December	0	6,039
January	0	
February	0	
March	0	
April	0	
May	0	
June	0	

QUALITY

	Quantity	Base Number	Contract	AT	Region	England
% of FP17s for the same patient ID Re-attending within 3 months - Children	21	1,066	2.0%	11.6%	12.3%	11.8%
% of FP17s for the same patient ID Re-attending within 3 months - Adults	78	1,971	4.0%	14.8%	15.8%	15.6%
% of FP17s for the same patient ID Re-attending between 3 & 9 months - Children	176	1,066	16.5%	54.7%	60.1%	58.8%
% of FP17s for the same patient ID Re-attending between 3 & 9 months - Adults	181	1,971	9.2%	50.6%	53.3%	51.0%
% of FP17s for Band 1 Urgent Courses	117	3,037	3.9%	8.8%	9.0%	9.0%
% of FP17s Relating to Free Repair or Replacements	26	3,037	0.9%	1.2%	1.0%	0.8%
% of FP17s Relating to Continuations	22	3,037	0.7%	1.3%	1.0%	0.9%
% of Patients satisfied with the dentistry they have received	1	1	N/A	94.3%	93.8%	93.2%
% of Patients satisfied with the time they had to wait for an appointment	1	1	N/A	89.7%	89.4%	88.3%

* This is based on patients treated on this contract for their most recent course of treatment. Figures in italics indicate the base number of FP17s or Patient Questionnaire responses are less than 100. N/A is shown where the base number of responses is less than 10 during the period. % is calculated as Quantity/Base number*100


Q45 - Vital Signs At a Glance Contract Report for 100899/0000 - December 2018

Name or company name	Alpha Dental Fairfield Partnership
Contract type name	GDS Contract
Purpose of contract	General
Contract start date	01/11/2018
Contract end date	

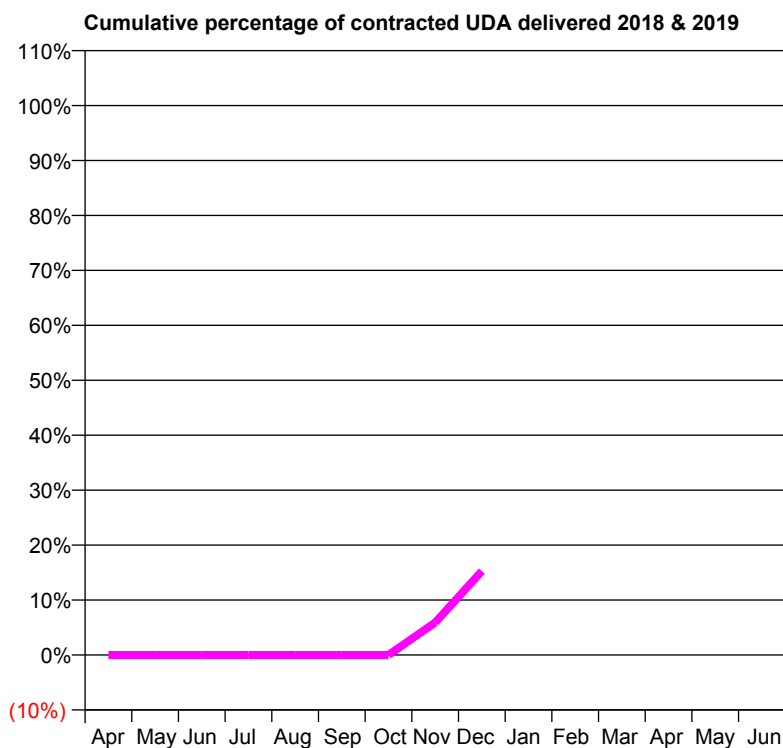
18/19 Contracted general activity (UDA)	7,951
Carry forward general activity (UDA)	0
18/19 Contracted orthodontic activity (UOA)	0
Carry forward orthodontic activity (UOA)	0
Baseline contract value	£222,536.97

ACCESS*

Patients seen in 24 months	Total	Change since previous quarter
Quarter ending December 2017	0	
Quarter ending March 2018	0	
Quarter ending June 2018	0	
Quarter ending September 2018	0	
Quarter ending December 2018	1,185	↑
Variance since December 2017	N/A	



ACTIVITY



Month	Adjusted Scheduled Activity (UDA)	
	2018	2019
April	0	0
May	0	0
June	0	0
July	0	0
August	0	0
September	0	0
October	0	0
November	0	469
December	0	1,215
January	0	
February	0	
March	0	
April	0	
May	0	
June	0	

QUALITY

	Quantity	Base Number	Contract	AT	Region	England
% of FP17s for the same patient ID Re-attending within 3 months - Children	0	249	0.0%	11.6%	12.3%	11.8%
% of FP17s for the same patient ID Re-attending within 3 months - Adults	8	635	1.3%	14.8%	15.8%	15.6%
% of FP17s for the same patient ID Re-attending between 3 & 9 months - Children	0	249	0.0%	54.7%	60.1%	58.8%
% of FP17s for the same patient ID Re-attending between 3 & 9 months - Adults	0	635	0.0%	50.6%	53.3%	51.0%
% of FP17s for Band 1 Urgent Courses	71	873	8.1%	8.8%	9.0%	9.0%
% of FP17s Relating to Free Repair or Replacements	0	873	0.0%	1.2%	1.0%	0.8%
% of FP17s Relating to Continuations	2	873	0.2%	1.3%	1.0%	0.9%
% of Patients satisfied with the dentistry they have received	0	0	N/A	94.3%	93.8%	93.2%
% of Patients satisfied with the time they had to wait for an appointment	0	0	N/A	89.7%	89.4%	88.3%

* This is based on patients treated on this contract for their most recent course of treatment. Figures in italics indicate the base number of FP17s or Patient Questionnaire responses are less than 100. N/A is shown where the base number of responses is less than 10 during the period. % is calculated as Quantity/Base number*100

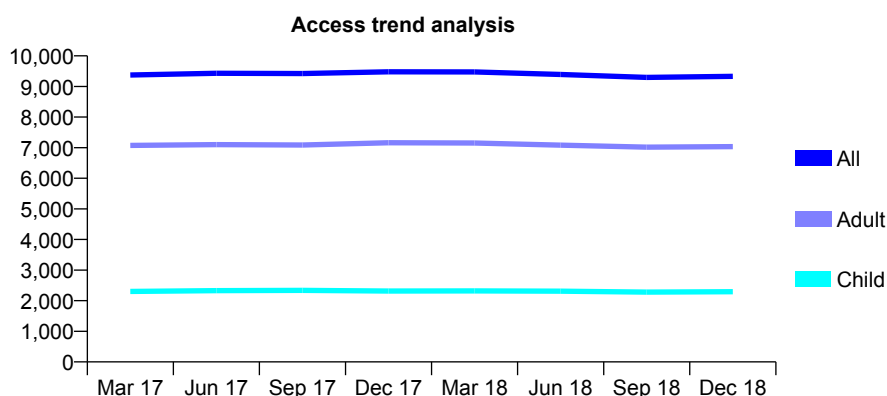
Q45 - Vital Signs At a Glance Contract Report for 101281/0004 - December 2018

Name or company name	OASIS DENTAL CARE LTD
Contract type name	GDS Contract
Purpose of contract	General
Contract start date	01/04/2006
Contract end date	

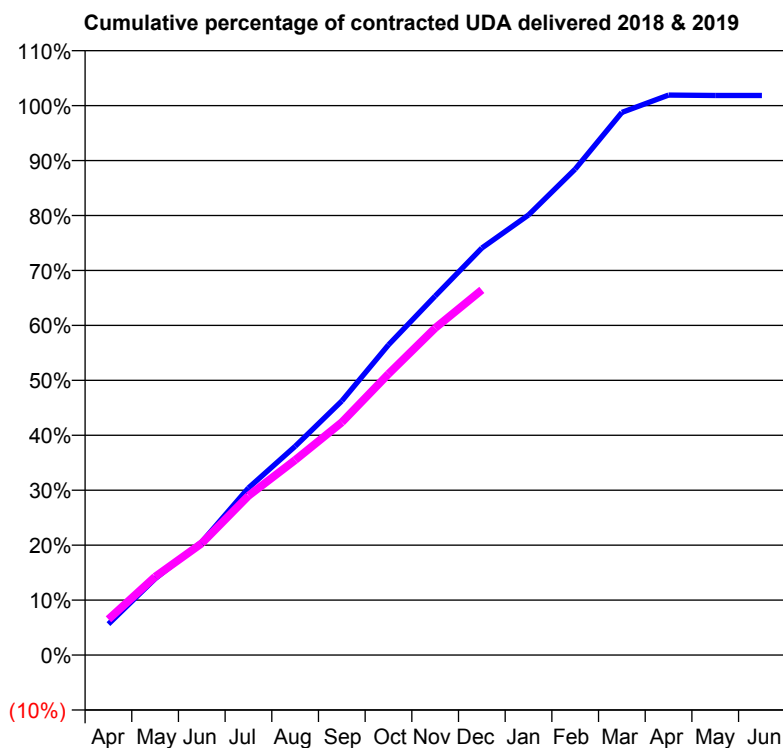
18/19 Contracted general activity (UDA)	27,500
Carry forward general activity (UDA)	-503
18/19 Contracted orthodontic activity (UOA)	0
Carry forward orthodontic activity (UOA)	0
Baseline contract value	£773,492.14

ACCESS*

Patients seen in 24 months	Total	Change since previous quarter
Quarter ending December 2017	9,481	
Quarter ending March 2018	9,475	→
Quarter ending June 2018	9,393	→
Quarter ending September 2018	9,298	↓
Quarter ending December 2018	9,332	→
Variance since December 2017	(1.6%)	↓



ACTIVITY



Month	Adjusted Scheduled Activity (UDA)	
	2018	2019
April	1,549	1,791
May	3,819	3,919
June	5,663	5,594
July	8,362	7,970
August	10,450	9,758
September	12,718	11,646
October	15,523	14,068
November	17,966	16,364
December	20,371	18,276
January	22,025	
February	24,320	
March	27,154	
April	28,028	
May	28,006	
June	28,003	

QUALITY

	Quantity	Base Number	Contract	AT	Region	England
% of FP17s for the same patient ID Re-attending within 3 months - Children	131	2,298	5.7%	11.6%	12.3%	11.8%
% of FP17s for the same patient ID Re-attending within 3 months - Adults	809	6,837	11.8%	14.8%	15.8%	15.6%
% of FP17s for the same patient ID Re-attending between 3 & 9 months - Children	1,314	2,298	57.2%	54.7%	60.1%	58.8%
% of FP17s for the same patient ID Re-attending between 3 & 9 months - Adults	4,064	6,837	59.4%	50.6%	53.3%	51.0%
% of FP17s for Band 1 Urgent Courses	489	8,758	5.6%	8.8%	9.0%	9.0%
% of FP17s Relating to Free Repair or Replacements	239	8,758	2.7%	1.2%	1.0%	0.8%
% of FP17s Relating to Continuations	71	8,758	0.8%	1.3%	1.0%	0.9%
% of Patients satisfied with the dentistry they have received	8	8	N/A	94.3%	93.8%	93.2%
% of Patients satisfied with the time they had to wait for an appointment	7	8	N/A	89.7%	89.4%	88.3%

* This is based on patients treated on this contract for their most recent course of treatment. Figures in italics indicate the base number of FP17s or Patient Questionnaire responses are less than 100. N/A is shown where the base number of responses is less than 10 during the period. % is calculated as Quantity/Base number*100

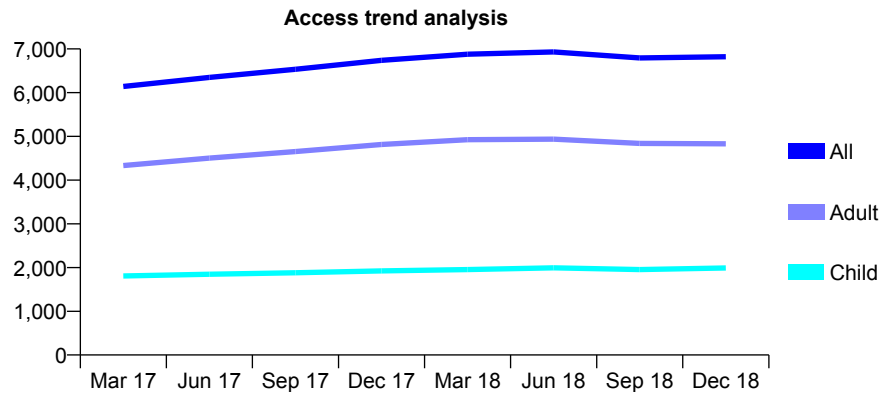
Q45 - Vital Signs At a Glance Contract Report for 101281/0005 - December 2018

Name or company name	OASIS DENTAL CARE LTD
Contract type name	GDS Contract
Purpose of contract	General
Contract start date	01/04/2006
Contract end date	

18/19 Contracted general activity (UDA)	21,308
Carry forward general activity (UDA)	339
18/19 Contracted orthodontic activity (UOA)	0
Carry forward orthodontic activity (UOA)	0
Baseline contract value	£570,440.52

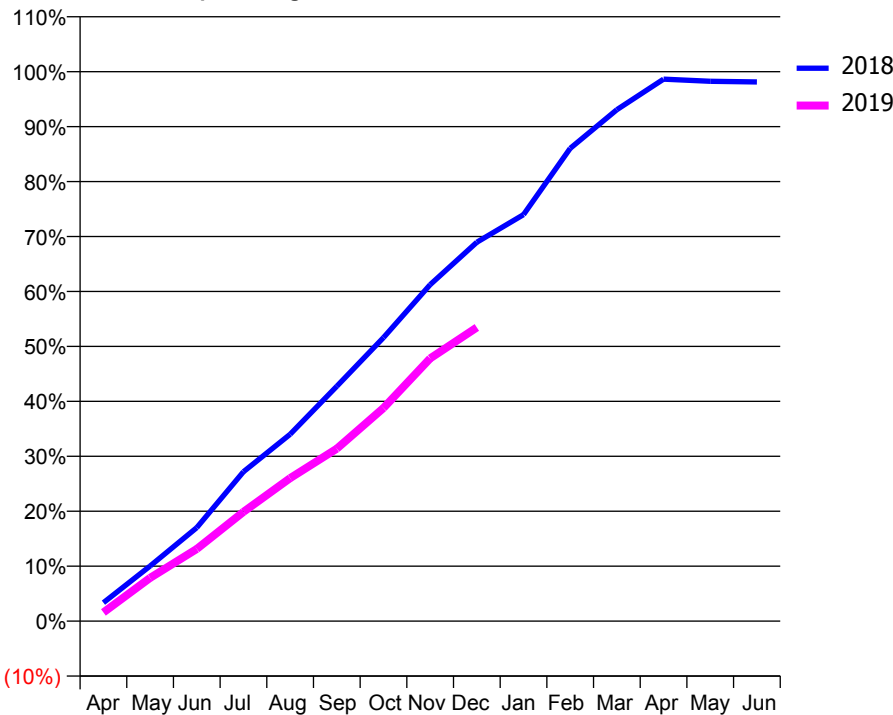
ACCESS*

Patients seen in 24 months	Total	Change since previous quarter
Quarter ending December 2017	6,739	
Quarter ending March 2018	6,878	↑
Quarter ending June 2018	6,930	→
Quarter ending September 2018	6,795	↓
Quarter ending December 2018	6,821	→
Variance since December 2017	1.2%	→



ACTIVITY

Cumulative percentage of contracted UDA delivered 2018 & 2019



Month	Adjusted Scheduled Activity (UDA)	
	2018	2019
April	609	337
May	1,819	1,676
June	3,083	2,802
July	4,925	4,240
August	6,160	5,544
September	7,744	6,686
October	9,347	8,266
November	11,093	10,191
December	12,491	11,386
January	13,401	
February	15,581	
March	16,857	
April	17,865	
May	17,795	
June	17,773	

QUALITY

	Quantity	Base Number	Contract	AT	Region	England
% of FP17s for the same patient ID Re-attending within 3 months - Children	165	2,392	6.9%	11.6%	12.3%	11.8%
% of FP17s for the same patient ID Re-attending within 3 months - Adults	492	4,616	10.7%	14.8%	15.8%	15.6%
% of FP17s for the same patient ID Re-attending between 3 & 9 months - Children	1,588	2,392	66.4%	54.7%	60.1%	58.8%
% of FP17s for the same patient ID Re-attending between 3 & 9 months - Adults	2,796	4,616	60.6%	50.6%	53.3%	51.0%
% of FP17s for Band 1 Urgent Courses	416	6,537	6.4%	8.8%	9.0%	9.0%
% of FP17s Relating to Free Repair or Replacements	61	6,537	0.9%	1.2%	1.0%	0.8%
% of FP17s Relating to Continuations	32	6,537	0.5%	1.3%	1.0%	0.9%
% of Patients satisfied with the dentistry they have received	0	1	N/A	94.3%	93.8%	93.2%
% of Patients satisfied with the time they had to wait for an appointment	0	1	N/A	89.7%	89.4%	88.3%

* This is based on patients treated on this contract for their most recent course of treatment. Figures in italics indicate the base number of FP17s or Patient Questionnaire responses are less than 100. N/A is shown where the base number of responses is less than 10 during the period. % is calculated as Quantity/Base number*100

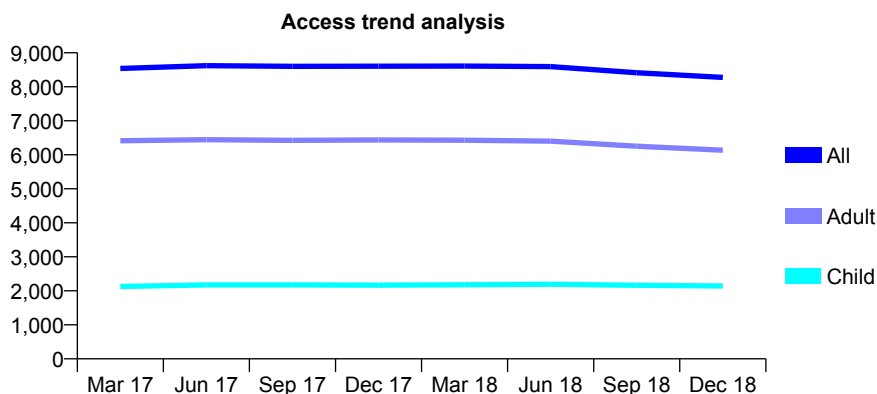
Q45 - Vital Signs At a Glance Contract Report for 101281/0006 - December 2018

Name or company name	OASIS DENTAL CARE LTD
Contract type name	GDS Contract
Purpose of contract	General
Contract start date	01/04/2006
Contract end date	

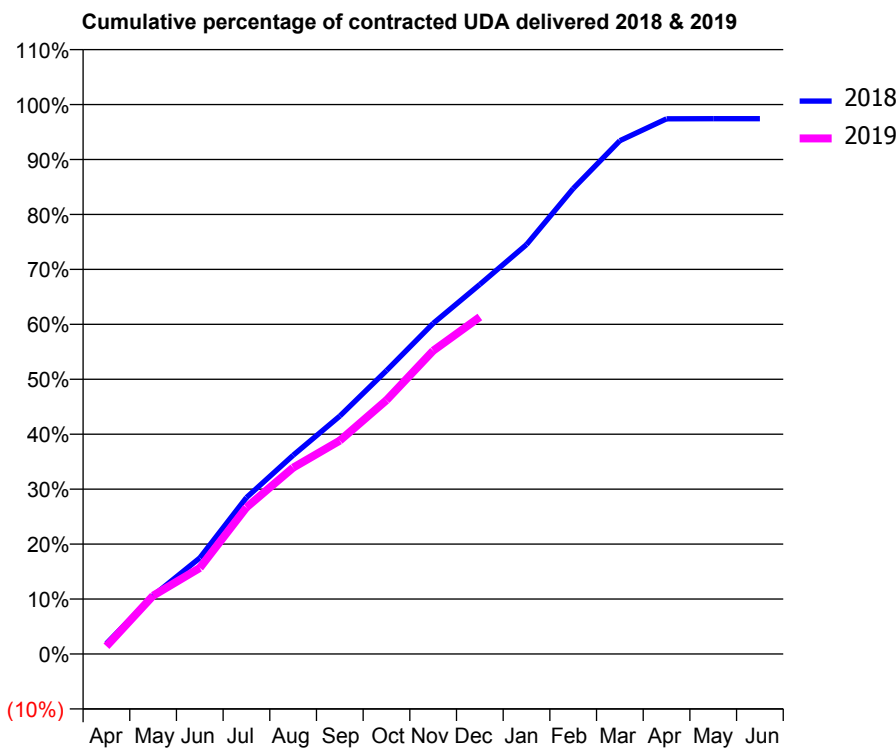
18/19 Contracted general activity (UDA)	25,123
Carry forward general activity (UDA)	645
18/19 Contracted orthodontic activity (UOA)	0
Carry forward orthodontic activity (UOA)	0
Baseline contract value	£708,654.40

ACCESS*

Patients seen in 24 months	Total	Change since previous quarter
Quarter ending December 2017	8,604	
Quarter ending March 2018	8,611	→
Quarter ending June 2018	8,594	→
Quarter ending September 2018	8,415	↓
Quarter ending December 2018	8,277	↓
Variance since December 2017	(3.8%)	↓



ACTIVITY



Month	Adjusted Scheduled Activity (UDA)	
	2018	2019
April	478	358
May	2,665	2,668
June	4,394	3,933
July	7,156	6,706
August	9,087	8,518
September	10,879	9,760
October	12,958	11,608
November	15,116	13,864
December	16,895	15,406
January	18,722	
February	21,278	
March	23,466	
April	24,467	
May	24,477	
June	24,478	

QUALITY

	Quantity	Base Number	Contract	AT	Region	England
% of FP17s for the same patient ID Re-attending within 3 months - Children	147	2,116	6.9%	11.6%	12.3%	11.8%
% of FP17s for the same patient ID Re-attending within 3 months - Adults	679	5,884	11.5%	14.8%	15.8%	15.6%
% of FP17s for the same patient ID Re-attending between 3 & 9 months - Children	1,107	2,116	52.3%	54.7%	60.1%	58.8%
% of FP17s for the same patient ID Re-attending between 3 & 9 months - Adults	3,388	5,884	57.6%	50.6%	53.3%	51.0%
% of FP17s for Band 1 Urgent Courses	622	7,613	8.2%	8.8%	9.0%	9.0%
% of FP17s Relating to Free Repair or Replacements	106	7,613	1.4%	1.2%	1.0%	0.8%
% of FP17s Relating to Continuations	77	7,613	1.0%	1.3%	1.0%	0.9%
% of Patients satisfied with the dentistry they have received	7	7	N/A	94.3%	93.8%	93.2%
% of Patients satisfied with the time they had to wait for an appointment	6	7	N/A	89.7%	89.4%	88.3%

* This is based on patients treated on this contract for their most recent course of treatment. Figures in italics indicate the base number of FP17s or Patient Questionnaire responses are less than 100. N/A is shown where the base number of responses is less than 10 during the period. % is calculated as Quantity/Base number*100

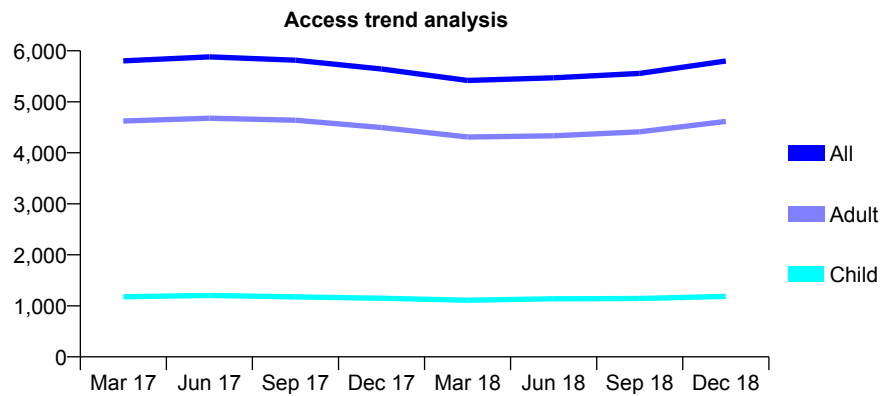
Q45 - Vital Signs At a Glance Contract Report for 101281/0007 - December 2018

Name or company name	OASIS DENTAL CARE LTD
Contract type name	GDS Contract
Purpose of contract	General
Contract start date	01/04/2006
Contract end date	

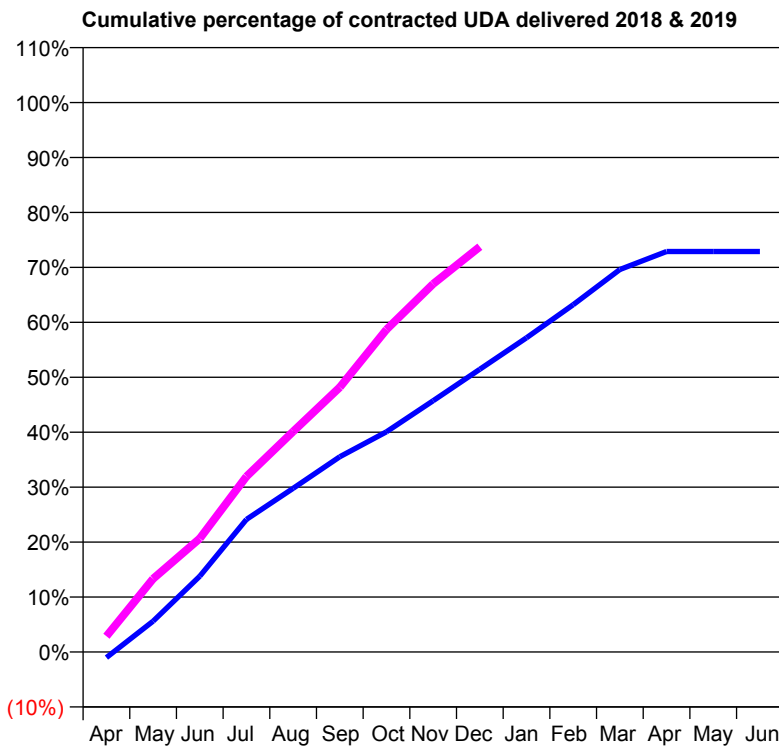
18/19 Contracted general activity (UDA)	18,847
Carry forward general activity (UDA)	0
18/19 Contracted orthodontic activity (UOA)	0
Carry forward orthodontic activity (UOA)	0
Baseline contract value	£511,189.08

ACCESS*

Patients seen in 24 months	Total	Change since previous quarter
Quarter ending December 2017	5,643	
Quarter ending March 2018	5,419	↓
Quarter ending June 2018	5,471	→
Quarter ending September 2018	5,556	→
Quarter ending December 2018	5,801	↑
Variance since December 2017	2.8%	↑



ACTIVITY



Month	Adjusted Scheduled Activity (UDA)	
	2018	2019
April	-193	543
May	1,059	2,514
June	2,600	3,893
July	4,547	6,021
August	5,616	7,560
September	6,700	9,082
October	7,551	11,063
November	8,617	12,624
December	9,697	13,902
January	10,777	
February	11,911	
March	13,118	
April	13,738	
May	13,738	
June	13,738	

QUALITY

	Quantity	Base Number	Contract	AT	Region	England
% of FP17s for the same patient ID Re-attending within 3 months - Children	135	1,228	11.0%	11.6%	12.3%	11.8%
% of FP17s for the same patient ID Re-attending within 3 months - Adults	1,052	4,689	22.4%	14.8%	15.8%	15.6%
% of FP17s for the same patient ID Re-attending between 3 & 9 months - Children	425	1,228	34.6%	54.7%	60.1%	58.8%
% of FP17s for the same patient ID Re-attending between 3 & 9 months - Adults	1,365	4,689	29.1%	50.6%	53.3%	51.0%
% of FP17s for Band 1 Urgent Courses	1,147	5,688	20.2%	8.8%	9.0%	9.0%
% of FP17s Relating to Free Repair or Replacements	91	5,688	1.6%	1.2%	1.0%	0.8%
% of FP17s Relating to Continuations	156	5,688	2.7%	1.3%	1.0%	0.9%
% of Patients satisfied with the dentistry they have received	6	6	N/A	94.3%	93.8%	93.2%
% of Patients satisfied with the time they had to wait for an appointment	6	6	N/A	89.7%	89.4%	88.3%

* This is based on patients treated on this contract for their most recent course of treatment. Figures in italics indicate the base number of FP17s or Patient Questionnaire responses are less than 100. N/A is shown where the base number of responses is less than 10 during the period. % is calculated as Quantity/Base number*100

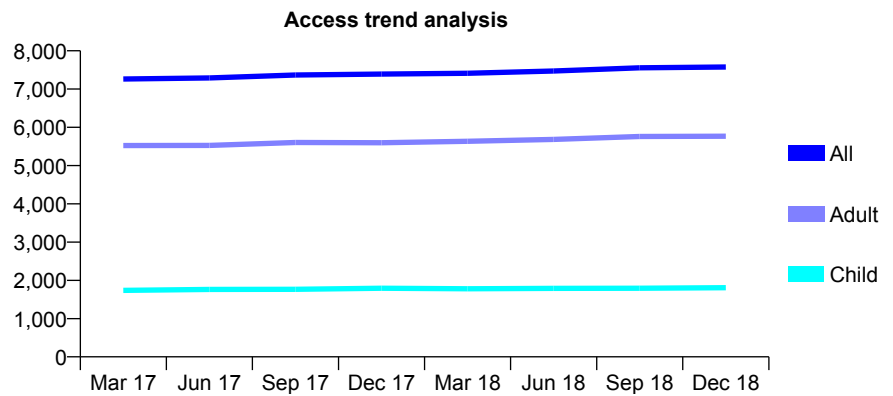
Q45 - Vital Signs At a Glance Contract Report for 101281/0017 - December 2018

Name or company name	OASIS DENTAL CARE LTD
Contract type name	GDS Contract
Purpose of contract	General
Contract start date	01/04/2006
Contract end date	

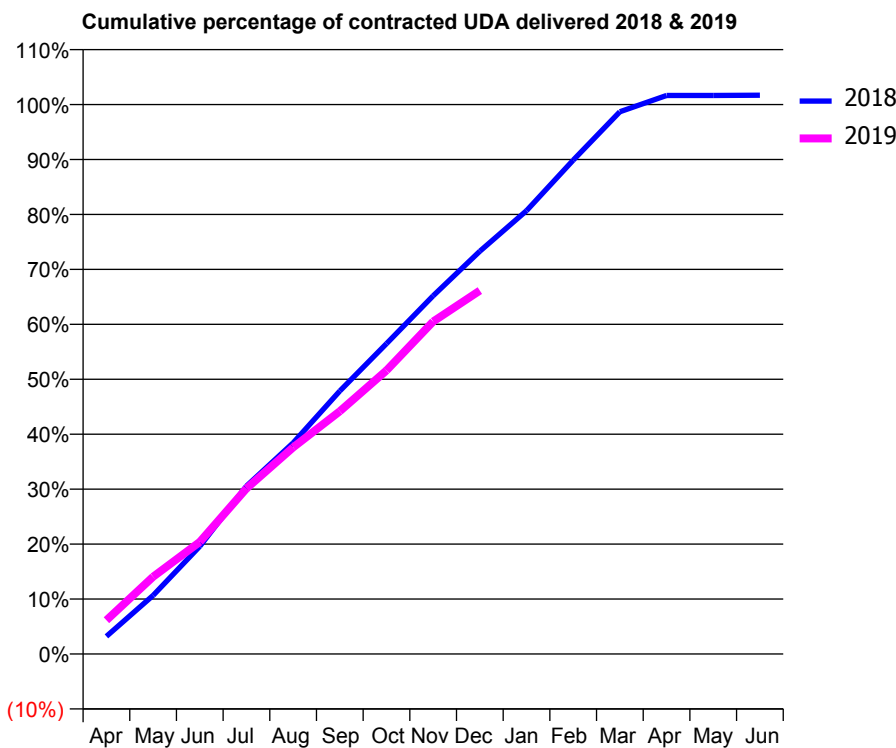
18/19 Contracted general activity (UDA)	22,400
Carry forward general activity (UDA)	-376
18/19 Contracted orthodontic activity (UOA)	0
Carry forward orthodontic activity (UOA)	0
Baseline contract value	£631,754.48

ACCESS*

Patients seen in 24 months	Total	Change since previous quarter
Quarter ending December 2017	7,392	
Quarter ending March 2018	7,414	→
Quarter ending June 2018	7,472	→
Quarter ending September 2018	7,554	→
Quarter ending December 2018	7,576	→
Variance since December 2017	2.5%	↑



ACTIVITY



Month	Adjusted Scheduled Activity (UDA)	
	2018	2019
April	721	1,380
May	2,392	3,152
June	4,392	4,567
July	6,844	6,748
August	8,608	8,424
September	10,722	9,897
October	12,653	11,558
November	14,606	13,554
December	16,418	14,815
January	18,073	
February	20,133	
March	22,104	
April	22,767	
May	22,765	
June	22,776	

QUALITY

	Quantity	Base Number	Contract	AT	Region	England
% of FP17s for the same patient ID Re-attending within 3 months - Children	100	1,823	5.5%	11.6%	12.3%	11.8%
% of FP17s for the same patient ID Re-attending within 3 months - Adults	610	5,332	11.4%	14.8%	15.8%	15.6%
% of FP17s for the same patient ID Re-attending between 3 & 9 months - Children	1,094	1,823	60.0%	54.7%	60.1%	58.8%
% of FP17s for the same patient ID Re-attending between 3 & 9 months - Adults	2,932	5,332	55.0%	50.6%	53.3%	51.0%
% of FP17s for Band 1 Urgent Courses	474	6,828	6.9%	8.8%	9.0%	9.0%
% of FP17s Relating to Free Repair or Replacements	118	6,828	1.7%	1.2%	1.0%	0.8%
% of FP17s Relating to Continuations	27	6,828	0.4%	1.3%	1.0%	0.9%
% of Patients satisfied with the dentistry they have received	7	7	N/A	94.3%	93.8%	93.2%
% of Patients satisfied with the time they had to wait for an appointment	6	7	N/A	89.7%	89.4%	88.3%

* This is based on patients treated on this contract for their most recent course of treatment. Figures in italics indicate the base number of FP17s or Patient Questionnaire responses are less than 100. N/A is shown where the base number of responses is less than 10 during the period. % is calculated as Quantity/Base number*100

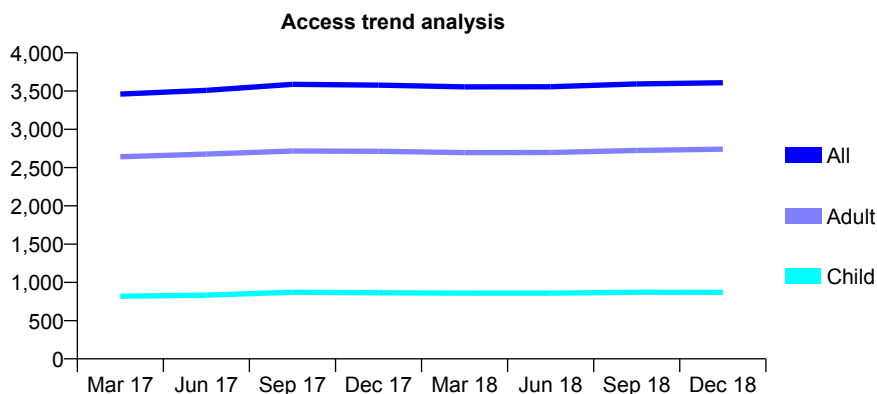
Q45 - Vital Signs At a Glance Contract Report for 101281/0018 - December 2018

Name or company name	OASIS DENTAL CARE LTD
Contract type name	GDS Contract
Purpose of contract	General
Contract start date	01/04/2006
Contract end date	

18/19 Contracted general activity (UDA)	14,000
Carry forward general activity (UDA)	0
18/19 Contracted orthodontic activity (UOA)	0
Carry forward orthodontic activity (UOA)	0
Baseline contract value	£382,619.07

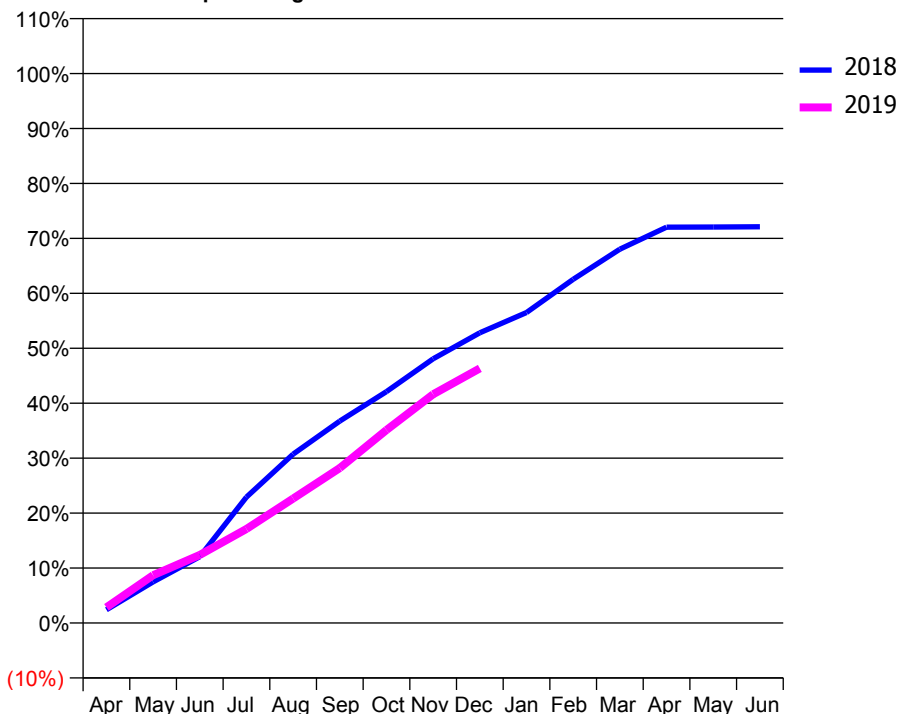
ACCESS*

Patients seen in 24 months	Total	Change since previous quarter
Quarter ending December 2017	3,577	
Quarter ending March 2018	3,554	→
Quarter ending June 2018	3,557	→
Quarter ending September 2018	3,593	→
Quarter ending December 2018	3,608	→
Variance since December 2017	0.9%	→



ACTIVITY

Cumulative percentage of contracted UDA delivered 2018 & 2019



Month	Adjusted Scheduled Activity (UDA)	
	2018	2019
April	338	401
May	1,049	1,216
June	1,689	1,735
July	3,210	2,397
August	4,302	3,172
September	5,145	3,948
October	5,896	4,919
November	6,731	5,827
December	7,396	6,488
January	7,911	
February	8,757	
March	9,524	
April	10,085	
May	10,089	
June	10,094	

QUALITY

	Quantity	Base Number	Contract	AT	Region	England
% of FP17s for the same patient ID Re-attending within 3 months - Children	37	830	4.5%	11.6%	12.3%	11.8%
% of FP17s for the same patient ID Re-attending within 3 months - Adults	225	2,387	9.4%	14.8%	15.8%	15.6%
% of FP17s for the same patient ID Re-attending between 3 & 9 months - Children	396	830	47.7%	54.7%	60.1%	58.8%
% of FP17s for the same patient ID Re-attending between 3 & 9 months - Adults	1,092	2,387	45.7%	50.6%	53.3%	51.0%
% of FP17s for Band 1 Urgent Courses	129	2,990	4.3%	8.8%	9.0%	9.0%
% of FP17s Relating to Free Repair or Replacements	32	2,990	1.1%	1.2%	1.0%	0.8%
% of FP17s Relating to Continuations	22	2,990	0.7%	1.3%	1.0%	0.9%
% of Patients satisfied with the dentistry they have received	1	1	N/A	94.3%	93.8%	93.2%
% of Patients satisfied with the time they had to wait for an appointment	1	1	N/A	89.7%	89.4%	88.3%

* This is based on patients treated on this contract for their most recent course of treatment. Figures in italics indicate the base number of FP17s or Patient Questionnaire responses are less than 100. N/A is shown where the base number of responses is less than 10 during the period. % is calculated as Quantity/Base number*100

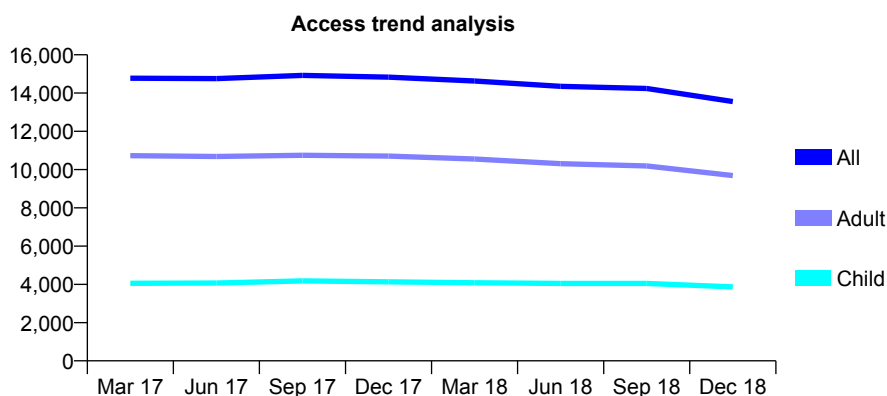
Q45 - Vital Signs At a Glance Contract Report for 101281/0052 - December 2018

Name or company name	OASIS DENTAL CARE LTD
Contract type name	GDS Contract
Purpose of contract	General
Contract start date	01/04/2006
Contract end date	

18/19 Contracted general activity (UDA)	40,053
Carry forward general activity (UDA)	-801
18/19 Contracted orthodontic activity (UOA)	0
Carry forward orthodontic activity (UOA)	0
Baseline contract value	£1,164,270.09

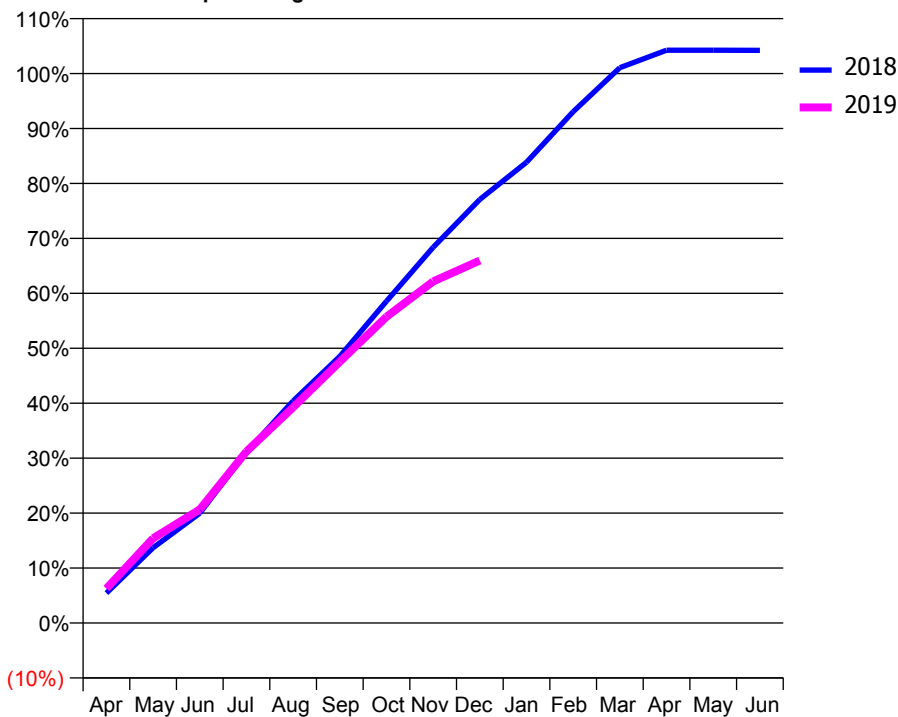
ACCESS*

Patients seen in 24 months	Total	Change since previous quarter
Quarter ending December 2017	14,832	
Quarter ending March 2018	14,631	↓
Quarter ending June 2018	14,351	↓
Quarter ending September 2018	14,237	→
Quarter ending December 2018	13,555	↓
Variance since December 2017	(8.6%)	↓



ACTIVITY

Cumulative percentage of contracted UDA delivered 2018 & 2019



Month	Adjusted Scheduled Activity (UDA)	
	2018	2019
April	2,180	2,511
May	5,491	6,177
June	8,004	8,275
July	12,468	12,502
August	16,192	15,723
September	19,437	19,049
October	23,457	22,319
November	27,386	24,897
December	30,874	26,422
January	33,590	
February	37,272	
March	40,477	
April	41,752	
May	41,755	
June	41,743	

QUALITY

	Quantity	Base Number	Contract	AT	Region	England
% of FP17s for the same patient ID Re-attending within 3 months - Children	344	3,991	8.6%	11.6%	12.3%	11.8%
% of FP17s for the same patient ID Re-attending within 3 months - Adults	1,571	9,172	17.1%	14.8%	15.8%	15.6%
% of FP17s for the same patient ID Re-attending between 3 & 9 months - Children	2,349	3,991	58.9%	54.7%	60.1%	58.8%
% of FP17s for the same patient ID Re-attending between 3 & 9 months - Adults	4,991	9,172	54.4%	50.6%	53.3%	51.0%
% of FP17s for Band 1 Urgent Courses	1,223	12,600	9.7%	8.8%	9.0%	9.0%
% of FP17s Relating to Free Repair or Replacements	98	12,600	0.8%	1.2%	1.0%	0.8%
% of FP17s Relating to Continuations	203	12,600	1.6%	1.3%	1.0%	0.9%
% of Patients satisfied with the dentistry they have received	5	7	N/A	94.3%	93.8%	93.2%
% of Patients satisfied with the time they had to wait for an appointment	7	7	N/A	89.7%	89.4%	88.3%

* This is based on patients treated on this contract for their most recent course of treatment. Figures in italics indicate the base number of FP17s or Patient Questionnaire responses are less than 100. N/A is shown where the base number of responses is less than 10 during the period. % is calculated as Quantity/Base number*100

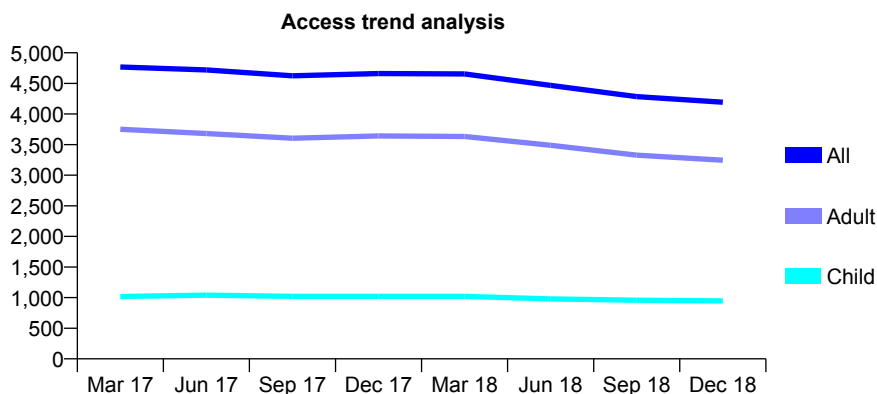
Q45 - Vital Signs At a Glance Contract Report for 101338/0057 - December 2018

Name or company name	Whitecross Dental Care Limited
Contract type name	GDS Contract
Purpose of contract	General
Contract start date	01/01/2008
Contract end date	

18/19 Contracted general activity (UDA)	17,500
Carry forward general activity (UDA)	0
18/19 Contracted orthodontic activity (UOA)	0
Carry forward orthodontic activity (UOA)	0
Baseline contract value	£571,469.67

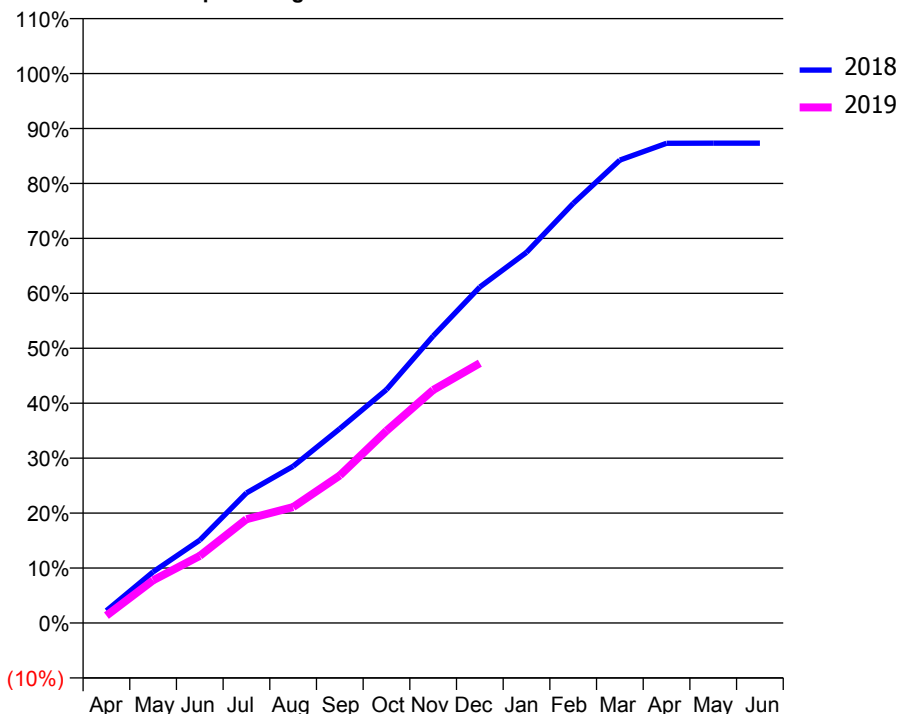
ACCESS*

Patients seen in 24 months	Total	Change since previous quarter
Quarter ending December 2017	4,661	
Quarter ending March 2018	4,654	→
Quarter ending June 2018	4,468	↓
Quarter ending September 2018	4,285	↓
Quarter ending December 2018	4,192	↓
Variance since December 2017	(10.1%)	↓



ACTIVITY

Cumulative percentage of contracted UDA delivered 2018 & 2019



Month	Adjusted Scheduled Activity (UDA)	
	2018	2019
April	392	236
May	1,628	1,360
June	2,639	2,137
July	4,141	3,306
August	4,994	3,693
September	6,188	4,697
October	7,436	6,120
November	9,139	7,420
December	10,701	8,276
January	11,804	
February	13,360	
March	14,740	
April	15,279	
May	15,282	
June	15,282	

QUALITY

	Quantity	Base Number	Contract	AT	Region	England
% of FP17s for the same patient ID Re-attending within 3 months - Children	45	930	4.8%	11.6%	12.3%	11.8%
% of FP17s for the same patient ID Re-attending within 3 months - Adults	360	2,956	12.2%	14.8%	15.8%	15.6%
% of FP17s for the same patient ID Re-attending between 3 & 9 months - Children	503	930	54.1%	54.7%	60.1%	58.8%
% of FP17s for the same patient ID Re-attending between 3 & 9 months - Adults	1,661	2,956	56.2%	50.6%	53.3%	51.0%
% of FP17s for Band 1 Urgent Courses	249	3,680	6.8%	8.8%	9.0%	9.0%
% of FP17s Relating to Free Repair or Replacements	79	3,680	2.1%	1.2%	1.0%	0.8%
% of FP17s Relating to Continuations	69	3,680	1.9%	1.3%	1.0%	0.9%
% of Patients satisfied with the dentistry they have received	1	1	N/A	94.3%	93.8%	93.2%
% of Patients satisfied with the time they had to wait for an appointment	1	1	N/A	89.7%	89.4%	88.3%

* This is based on patients treated on this contract for their most recent course of treatment. Figures in italics indicate the base number of FP17s or Patient Questionnaire responses are less than 100. N/A is shown where the base number of responses is less than 10 during the period. % is calculated as Quantity/Base number*100

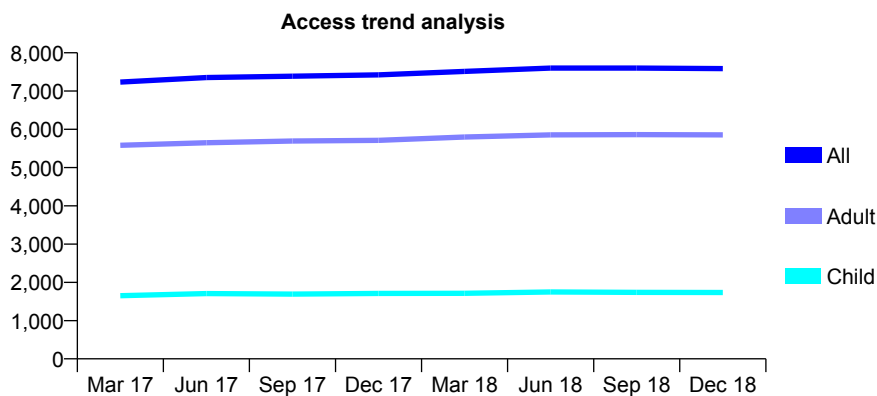
Q45 - Vital Signs At a Glance Contract Report for 101338/0058 - December 2018

Name or company name	Whitecross Dental Care Limited
Contract type name	GDS Contract
Purpose of contract	General
Contract start date	01/01/2008
Contract end date	

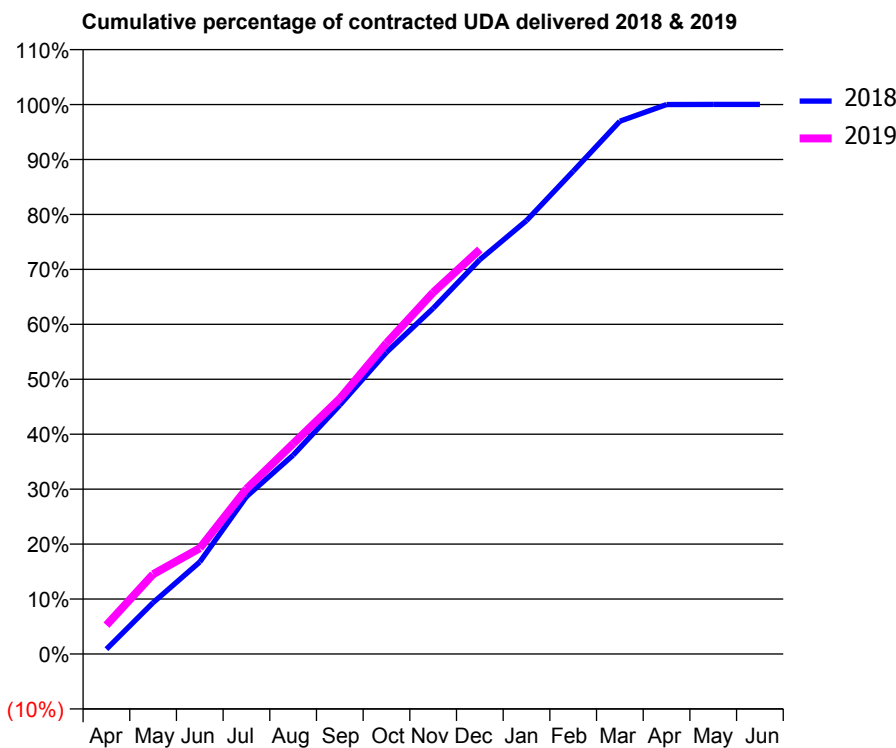
18/19 Contracted general activity (UDA)	18,724
Carry forward general activity (UDA)	-2
18/19 Contracted orthodontic activity (UOA)	0
Carry forward orthodontic activity (UOA)	0
Baseline contract value	£503,888.62

ACCESS*

Patients seen in 24 months	Total	Change since previous quarter
Quarter ending December 2017	7,422	
Quarter ending March 2018	7,512	→
Quarter ending June 2018	7,601	→
Quarter ending September 2018	7,600	→
Quarter ending December 2018	7,587	→
Variance since December 2017	2.2%	↑



ACTIVITY



Month	Adjusted Scheduled Activity (UDA)	
	2018	2019
April	167	983
May	1,750	2,722
June	3,136	3,607
July	5,363	5,629
August	6,779	7,166
September	8,482	8,704
October	10,282	10,592
November	11,777	12,319
December	13,437	13,785
January	14,767	
February	16,449	
March	18,155	
April	18,725	
May	18,726	
June	18,726	

QUALITY

	Quantity	Base Number	Contract	AT	Region	England
% of FP17s for the same patient ID Re-attending within 3 months - Children	62	1,757	3.5%	11.6%	12.3%	11.8%
% of FP17s for the same patient ID Re-attending within 3 months - Adults	558	5,191	10.7%	14.8%	15.8%	15.6%
% of FP17s for the same patient ID Re-attending between 3 & 9 months - Children	978	1,757	55.7%	54.7%	60.1%	58.8%
% of FP17s for the same patient ID Re-attending between 3 & 9 months - Adults	2,032	5,191	39.1%	50.6%	53.3%	51.0%
% of FP17s for Band 1 Urgent Courses	533	6,671	8.0%	8.8%	9.0%	9.0%
% of FP17s Relating to Free Repair or Replacements	42	6,671	0.6%	1.2%	1.0%	0.8%
% of FP17s Relating to Continuations	78	6,671	1.2%	1.3%	1.0%	0.9%
% of Patients satisfied with the dentistry they have received	3	3	N/A	94.3%	93.8%	93.2%
% of Patients satisfied with the time they had to wait for an appointment	3	3	N/A	89.7%	89.4%	88.3%

* This is based on patients treated on this contract for their most recent course of treatment. Figures in italics indicate the base number of FP17s or Patient Questionnaire responses are less than 100. N/A is shown where the base number of responses is less than 10 during the period. % is calculated as Quantity/Base number*100

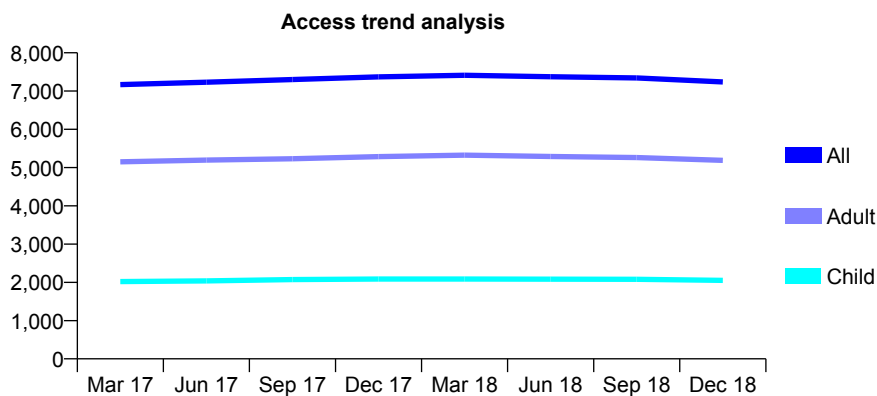
Q45 - Vital Signs At a Glance Contract Report for 101338/0082 - December 2018

Name or company name	Whitecross Dental Care Limited
Contract type name	GDS Contract
Purpose of contract	General and Orthodontic
Contract start date	01/04/2009
Contract end date	

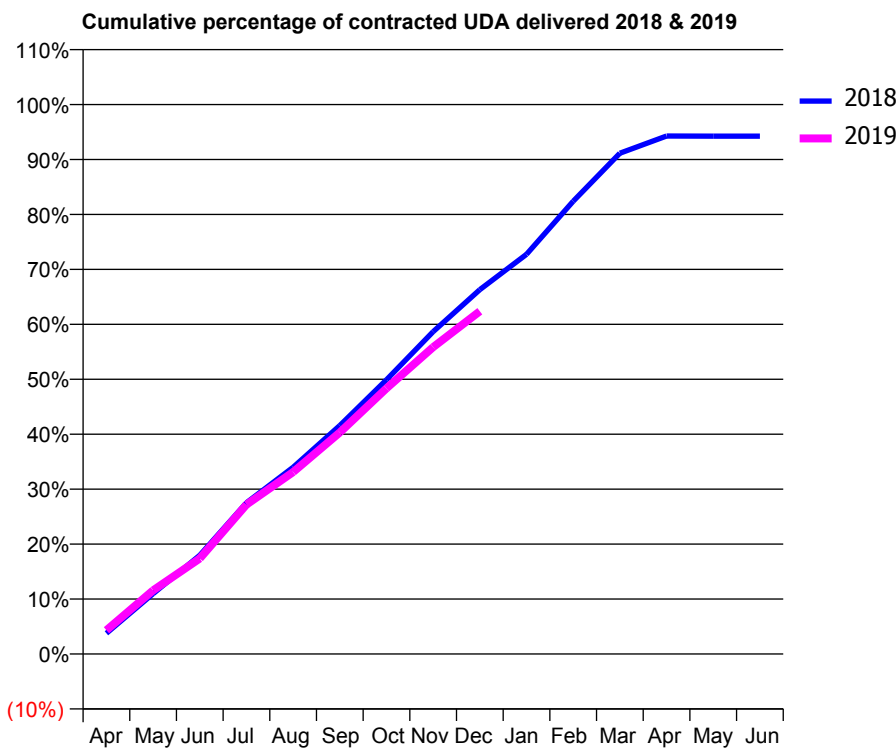
18/19 Contracted general activity (UDA)	18,500
Carry forward general activity (UDA)	0
18/19 Contracted orthodontic activity (UOA)	1,249
Carry forward orthodontic activity (UOA)	0
Baseline contract value	£612,300.18

ACCESS*

Patients seen in 24 months	Total	Change since previous quarter
Quarter ending December 2017	7,372	
Quarter ending March 2018	7,412	→
Quarter ending June 2018	7,373	→
Quarter ending September 2018	7,342	→
Quarter ending December 2018	7,240	↓
Variance since December 2017	(1.8%)	↓



ACTIVITY



Month	Adjusted Scheduled Activity (UDA)	
	2018	2019
April	700	800
May	2,030	2,142
June	3,324	3,216
July	5,091	5,032
August	6,289	6,125
September	7,693	7,461
October	9,231	8,947
November	10,851	10,334
December	12,268	11,539
January	13,456	
February	15,242	
March	16,861	
April	17,440	
May	17,433	
June	17,433	

QUALITY

	Quantity	Base Number	Contract	AT	Region	England
% of FP17s for the same patient ID Re-attending within 3 months - Children	177	1,796	9.9%	11.6%	12.3%	11.8%
% of FP17s for the same patient ID Re-attending within 3 months - Adults	432	3,946	10.9%	14.8%	15.8%	15.6%
% of FP17s for the same patient ID Re-attending between 3 & 9 months - Children	797	1,796	44.4%	54.7%	60.1%	58.8%
% of FP17s for the same patient ID Re-attending between 3 & 9 months - Adults	1,615	3,946	40.9%	50.6%	53.3%	51.0%
% of FP17s for Band 1 Urgent Courses	451	5,376	8.4%	8.8%	9.0%	9.0%
% of FP17s Relating to Free Repair or Replacements	61	5,376	1.1%	1.2%	1.0%	0.8%
% of FP17s Relating to Continuations	78	5,376	1.5%	1.3%	1.0%	0.9%
% of Patients satisfied with the dentistry they have received	5	5	N/A	94.3%	93.8%	93.2%
% of Patients satisfied with the time they had to wait for an appointment	5	5	N/A	89.7%	89.4%	88.3%

* This is based on patients treated on this contract for their most recent course of treatment. Figures in italics indicate the base number of FP17s or Patient Questionnaire responses are less than 100. N/A is shown where the base number of responses is less than 10 during the period. % is calculated as Quantity/Base number*100

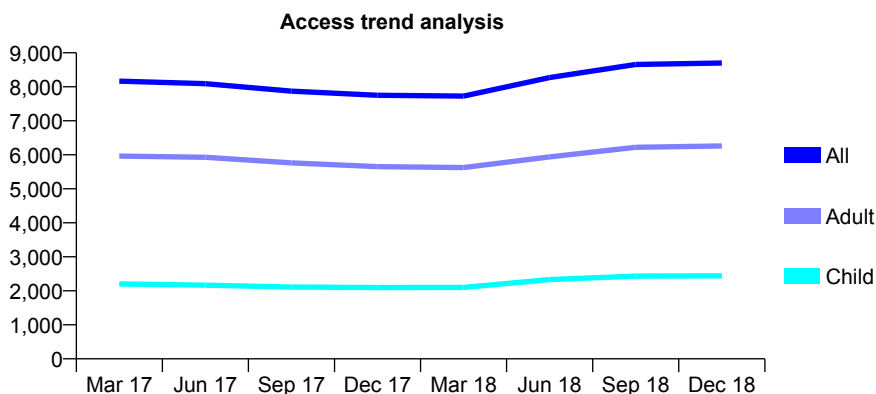
Q45 - Vital Signs At a Glance Contract Report for 101338/0083 - December 2018

Name or company name	Whitecross Dental Care Limited
Contract type name	GDS Contract
Purpose of contract	General and Orthodontic
Contract start date	01/04/2009
Contract end date	

18/19 Contracted general activity (UDA)	32,273
Carry forward general activity (UDA)	0
18/19 Contracted orthodontic activity (UOA)	500
Carry forward orthodontic activity (UOA)	0
Baseline contract value	£935,153.79

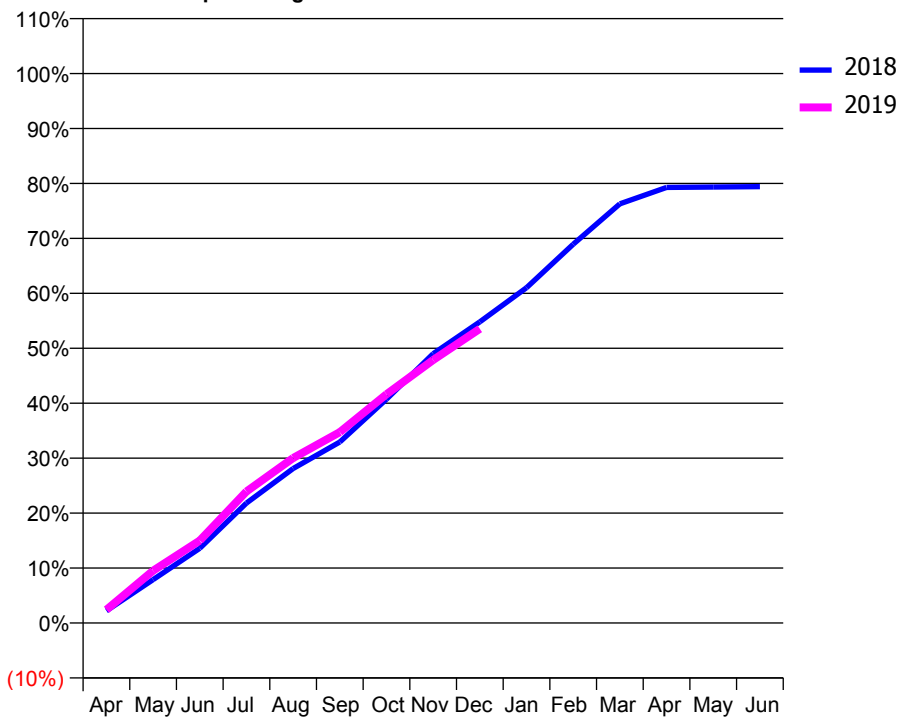
ACCESS*

Patients seen in 24 months	Total	Change since previous quarter
Quarter ending December 2017	7,751	
Quarter ending March 2018	7,726	→
Quarter ending June 2018	8,271	↑
Quarter ending September 2018	8,655	↑
Quarter ending December 2018	8,701	→
Variance since December 2017	12.3%	↑



ACTIVITY

Cumulative percentage of contracted UDA delivered 2018 & 2019



Month	Adjusted Scheduled Activity (UDA)	
	2018	2019
April	573	781
May	2,049	3,072
June	3,523	4,847
July	5,653	7,723
August	7,280	9,694
September	8,535	11,212
October	10,554	13,433
November	12,699	15,444
December	14,200	17,283
January	15,808	
February	17,860	
March	19,759	
April	20,536	
May	20,554	
June	20,571	

QUALITY

	Quantity	Base Number	Contract	AT	Region	England
% of FP17s for the same patient ID Re-attending within 3 months - Children	198	2,751	7.2%	11.6%	12.3%	11.8%
% of FP17s for the same patient ID Re-attending within 3 months - Adults	767	6,494	11.8%	14.8%	15.8%	15.6%
% of FP17s for the same patient ID Re-attending between 3 & 9 months - Children	1,371	2,751	49.8%	54.7%	60.1%	58.8%
% of FP17s for the same patient ID Re-attending between 3 & 9 months - Adults	3,328	6,494	51.2%	50.6%	53.3%	51.0%
% of FP17s for Band 1 Urgent Courses	856	8,825	9.7%	8.8%	9.0%	9.0%
% of FP17s Relating to Free Repair or Replacements	64	8,825	0.7%	1.2%	1.0%	0.8%
% of FP17s Relating to Continuations	84	8,825	1.0%	1.3%	1.0%	0.9%
% of Patients satisfied with the dentistry they have received	4	4	N/A	94.3%	93.8%	93.2%
% of Patients satisfied with the time they had to wait for an appointment	4	4	N/A	89.7%	89.4%	88.3%

* This is based on patients treated on this contract for their most recent course of treatment. Figures in italics indicate the base number of FP17s or Patient Questionnaire responses are less than 100. N/A is shown where the base number of responses is less than 10 during the period. % is calculated as Quantity/Base number*100

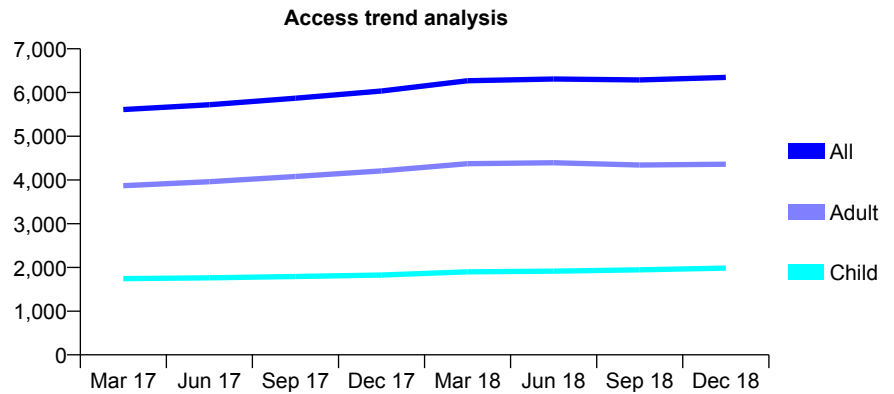
Q45 - Vital Signs At a Glance Contract Report for 101338/0085 - December 2018

Name or company name	Whitecross Dental Care Limited
Contract type name	GDS Contract
Purpose of contract	General
Contract start date	01/04/2009
Contract end date	

18/19 Contracted general activity (UDA)	19,500
Carry forward general activity (UDA)	0
18/19 Contracted orthodontic activity (UOA)	0
Carry forward orthodontic activity (UOA)	0
Baseline contract value	£561,688.65

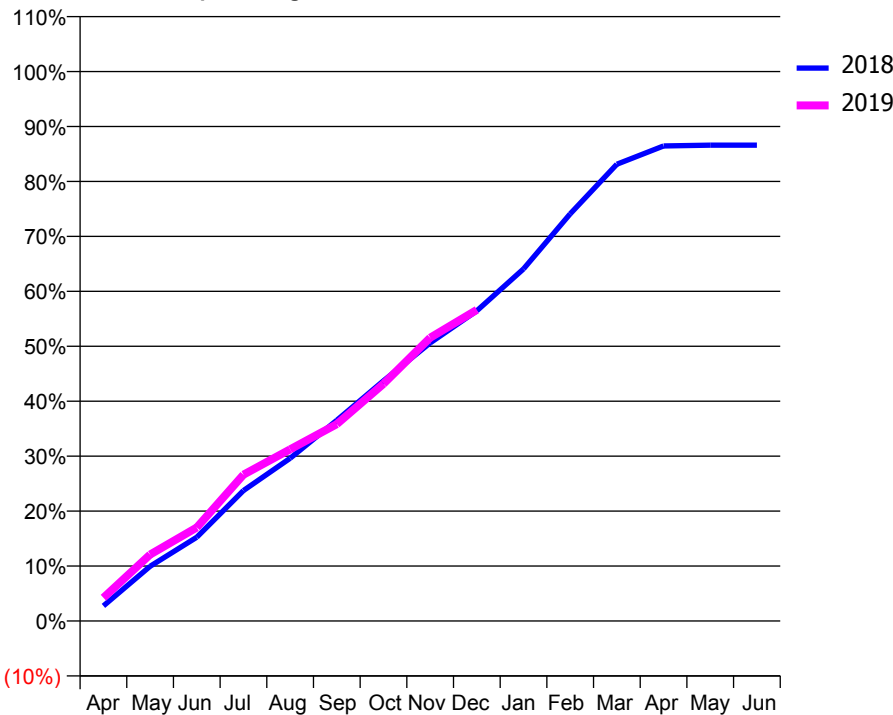
ACCESS*

Patients seen in 24 months	Total	Change since previous quarter
Quarter ending December 2017	6,034	
Quarter ending March 2018	6,270	↑
Quarter ending June 2018	6,309	→
Quarter ending September 2018	6,287	→
Quarter ending December 2018	6,345	→
Variance since December 2017	5.2%	↑



ACTIVITY

Cumulative percentage of contracted UDA delivered 2018 & 2019



Month	Adjusted Scheduled Activity (UDA)	
	2018	2019
April	539	828
May	1,940	2,360
June	2,974	3,319
July	4,631	5,195
August	5,778	6,091
September	7,126	6,988
October	8,527	8,418
November	9,867	10,055
December	11,009	11,042
January	12,495	
February	14,447	
March	16,212	
April	16,860	
May	16,885	
June	16,885	

QUALITY

	Quantity	Base Number	Contract	AT	Region	England
% of FP17s for the same patient ID Re-attending within 3 months - Children	91	1,685	5.4%	11.6%	12.3%	11.8%
% of FP17s for the same patient ID Re-attending within 3 months - Adults	303	3,352	9.0%	14.8%	15.8%	15.6%
% of FP17s for the same patient ID Re-attending between 3 & 9 months - Children	812	1,685	48.2%	54.7%	60.1%	58.8%
% of FP17s for the same patient ID Re-attending between 3 & 9 months - Adults	1,576	3,352	47.0%	50.6%	53.3%	51.0%
% of FP17s for Band 1 Urgent Courses	233	4,802	4.9%	8.8%	9.0%	9.0%
% of FP17s Relating to Free Repair or Replacements	19	4,802	0.4%	1.2%	1.0%	0.8%
% of FP17s Relating to Continuations	45	4,802	0.9%	1.3%	1.0%	0.9%
% of Patients satisfied with the dentistry they have received	0	0	N/A	94.3%	93.8%	93.2%
% of Patients satisfied with the time they had to wait for an appointment	0	0	N/A	89.7%	89.4%	88.3%

* This is based on patients treated on this contract for their most recent course of treatment. Figures in italics indicate the base number of FP17s or Patient Questionnaire responses are less than 100. N/A is shown where the base number of responses is less than 10 during the period. % is calculated as Quantity/Base number*100

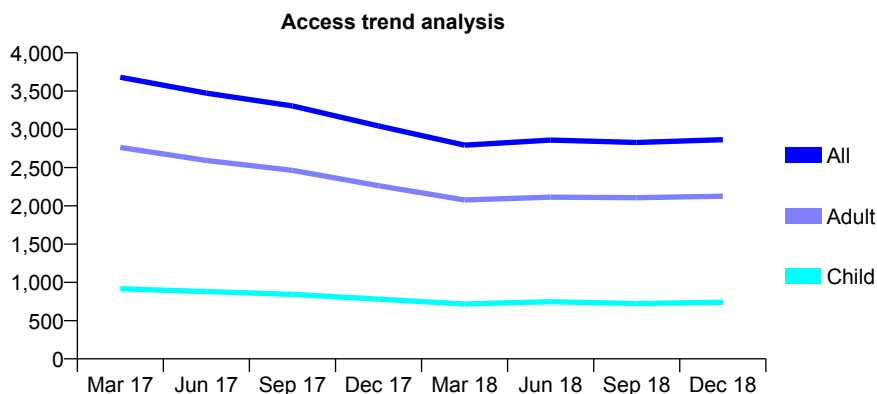
Q45 - Vital Signs At a Glance Contract Report for 101435/0059 - December 2018

Name or company name	Pelton Lane End Dental Practice Partnersh
Contract type name	GDS Contract
Purpose of contract	General
Contract start date	01/04/2007
Contract end date	

18/19 Contracted general activity (UDA)	14,807
Carry forward general activity (UDA)	0
18/19 Contracted orthodontic activity (UOA)	0
Carry forward orthodontic activity (UOA)	0
Baseline contract value	£322,100.75

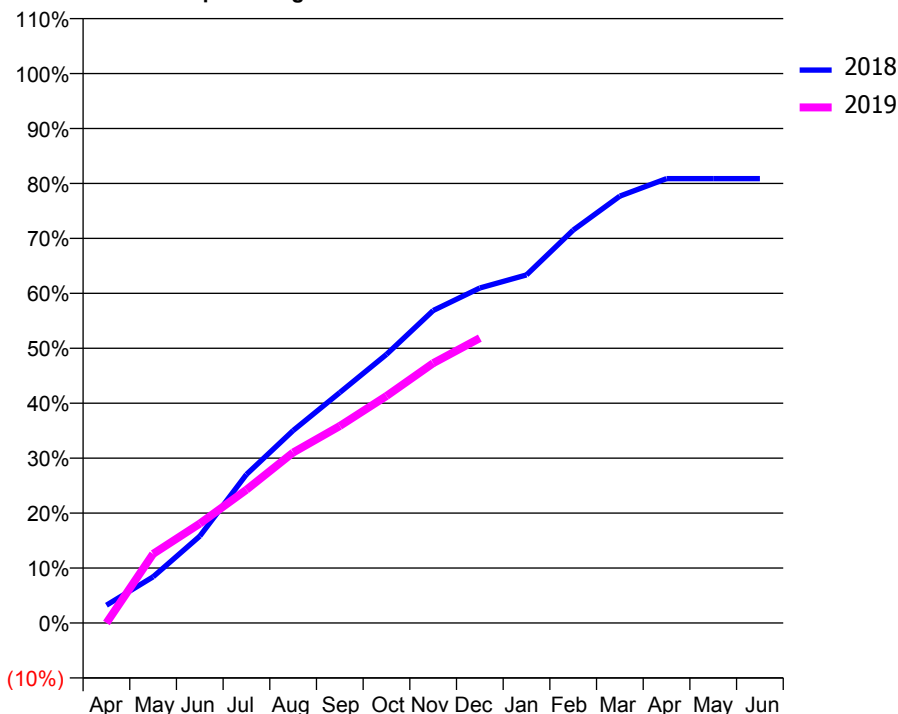
ACCESS*

Patients seen in 24 months	Total	Change since previous quarter
Quarter ending December 2017	3,044	
Quarter ending March 2018	2,793	↓
Quarter ending June 2018	2,859	↑
Quarter ending September 2018	2,828	↓
Quarter ending December 2018	2,864	→
Variance since December 2017	(5.9%)	↓



ACTIVITY

Cumulative percentage of contracted UDA delivered 2018 & 2019



Month	Adjusted Scheduled Activity (UDA)	
	2018	2019
April	220	0
May	573	1,862
June	1,077	2,679
July	1,842	3,591
August	2,385	4,593
September	2,856	5,307
October	3,327	6,117
November	3,871	7,001
December	4,150	7,677
January	4,312	
February	4,866	
March	5,288	
April	5,504	
May	5,504	
June	5,504	

QUALITY

	Quantity	Base Number	Contract	AT	Region	England
% of FP17s for the same patient ID Re-attending within 3 months - Children	37	882	4.2%	11.6%	12.3%	11.8%
% of FP17s for the same patient ID Re-attending within 3 months - Adults	209	2,402	8.7%	14.8%	15.8%	15.6%
% of FP17s for the same patient ID Re-attending between 3 & 9 months - Children	404	882	45.8%	54.7%	60.1%	58.8%
% of FP17s for the same patient ID Re-attending between 3 & 9 months - Adults	1,150	2,402	47.9%	50.6%	53.3%	51.0%
% of FP17s for Band 1 Urgent Courses	238	3,214	7.4%	8.8%	9.0%	9.0%
% of FP17s Relating to Free Repair or Replacements	27	3,214	0.8%	1.2%	1.0%	0.8%
% of FP17s Relating to Continuations	12	3,214	0.4%	1.3%	1.0%	0.9%
% of Patients satisfied with the dentistry they have received	2	2	N/A	94.3%	93.8%	93.2%
% of Patients satisfied with the time they had to wait for an appointment	2	2	N/A	89.7%	89.4%	88.3%

* This is based on patients treated on this contract for their most recent course of treatment. Figures in italics indicate the base number of FP17s or Patient Questionnaire responses are less than 100. N/A is shown where the base number of responses is less than 10 during the period. % is calculated as Quantity/Base number*100

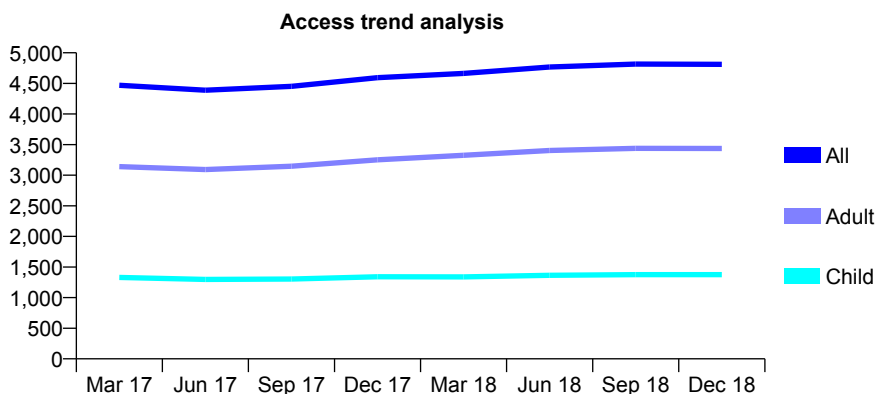
Q45 - Vital Signs At a Glance Contract Report for 101435/0060 - December 2018

Name or company name	IDH Limited
Contract type name	GDS Contract
Purpose of contract	General
Contract start date	11/06/2007
Contract end date	

18/19 Contracted general activity (UDA)	15,717
Carry forward general activity (UDA)	0
18/19 Contracted orthodontic activity (UOA)	0
Carry forward orthodontic activity (UOA)	0
Baseline contract value	£353,180.73

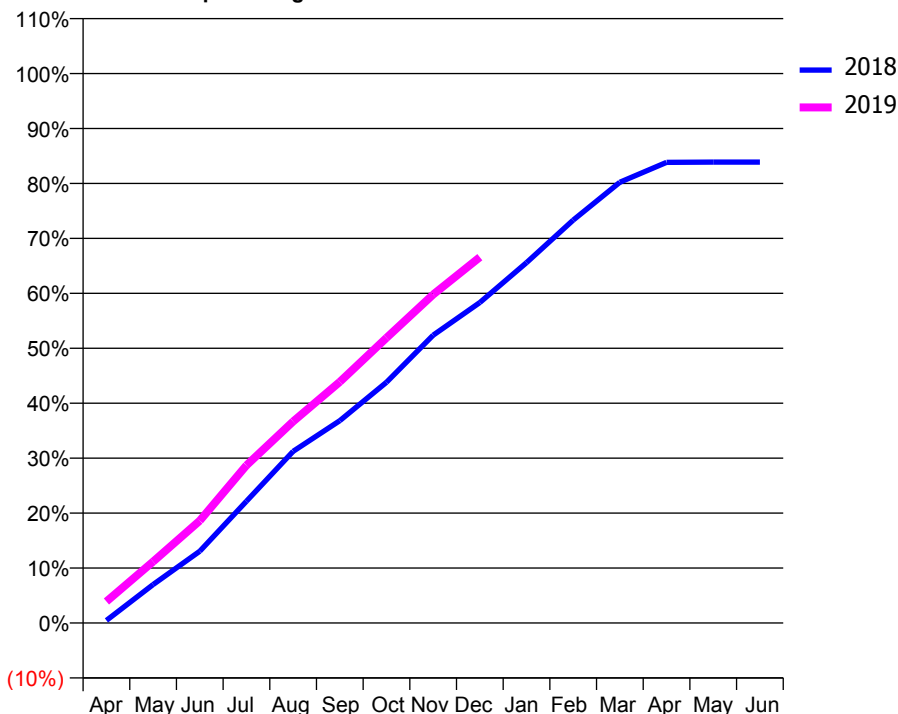
ACCESS*

Patients seen in 24 months	Total	Change since previous quarter
Quarter ending December 2017	4,593	
Quarter ending March 2018	4,664	→
Quarter ending June 2018	4,769	↑
Quarter ending September 2018	4,816	→
Quarter ending December 2018	4,811	→
Variance since December 2017	4.7%	↑



ACTIVITY

Cumulative percentage of contracted UDA delivered 2018 & 2019



Month	Adjusted Scheduled Activity (UDA)	
	2018	2019
April	73	617
May	1,102	1,755
June	2,052	2,927
July	3,484	4,511
August	4,911	5,764
September	5,788	6,898
October	6,886	8,157
November	8,234	9,395
December	9,167	10,464
January	10,306	
February	11,525	
March	12,607	
April	13,175	
May	13,184	
June	13,184	

QUALITY

	Quantity	Base Number	Contract	AT	Region	England
% of FP17s for the same patient ID Re-attending within 3 months - Children	69	1,358	5.1%	11.6%	12.3%	11.8%
% of FP17s for the same patient ID Re-attending within 3 months - Adults	352	3,115	11.3%	14.8%	15.8%	15.6%
% of FP17s for the same patient ID Re-attending between 3 & 9 months - Children	729	1,358	53.7%	54.7%	60.1%	58.8%
% of FP17s for the same patient ID Re-attending between 3 & 9 months - Adults	1,510	3,115	48.5%	50.6%	53.3%	51.0%
% of FP17s for Band 1 Urgent Courses	308	4,272	7.2%	8.8%	9.0%	9.0%
% of FP17s Relating to Free Repair or Replacements	36	4,272	0.8%	1.2%	1.0%	0.8%
% of FP17s Relating to Continuations	44	4,272	1.0%	1.3%	1.0%	0.9%
% of Patients satisfied with the dentistry they have received	3	3	N/A	94.3%	93.8%	93.2%
% of Patients satisfied with the time they had to wait for an appointment	3	3	N/A	89.7%	89.4%	88.3%

* This is based on patients treated on this contract for their most recent course of treatment. Figures in italics indicate the base number of FP17s or Patient Questionnaire responses are less than 100. N/A is shown where the base number of responses is less than 10 during the period. % is calculated as Quantity/Base number*100

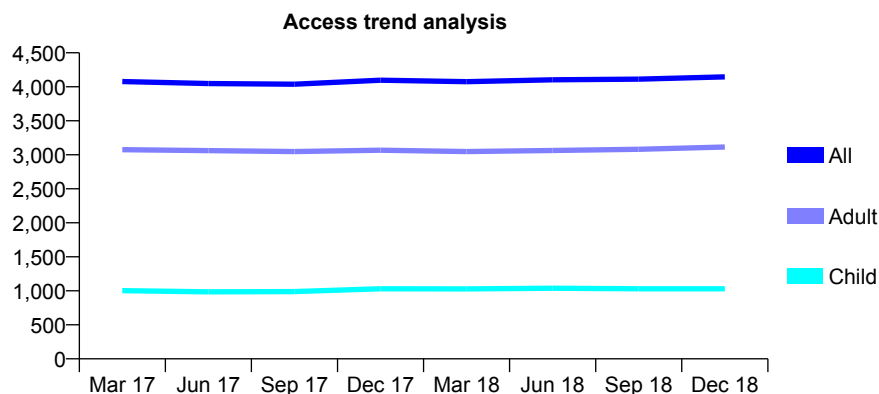
Q45 - Vital Signs At a Glance Contract Report for 101435/0078 - December 2018

Name or company name	IDH Limited
Contract type name	GDS Contract
Purpose of contract	General
Contract start date	01/01/2008
Contract end date	

18/19 Contracted general activity (UDA)	12,900
Carry forward general activity (UDA)	0
18/19 Contracted orthodontic activity (UOA)	0
Carry forward orthodontic activity (UOA)	0
Baseline contract value	£353,402.28

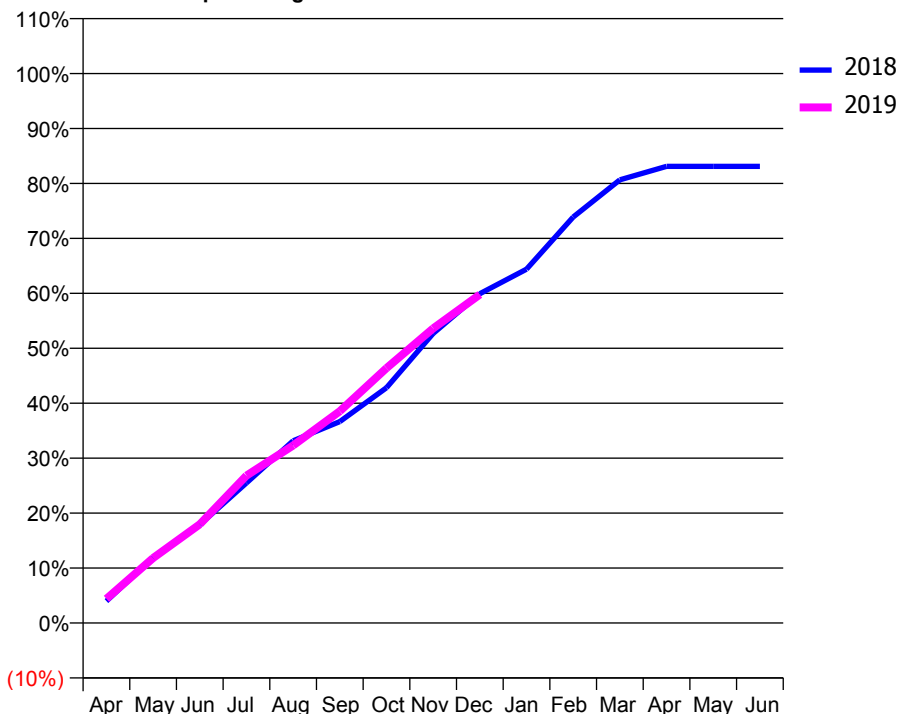
ACCESS*

Patients seen in 24 months	Total	Change since previous quarter
Quarter ending December 2017	4,098	
Quarter ending March 2018	4,076	→
Quarter ending June 2018	4,102	→
Quarter ending September 2018	4,112	→
Quarter ending December 2018	4,146	→
Variance since December 2017	1.2%	→



ACTIVITY

Cumulative percentage of contracted UDA delivered 2018 & 2019



Month	Adjusted Scheduled Activity (UDA)	
	2018	2019
April	516	570
May	1,536	1,525
June	2,309	2,319
July	3,290	3,460
August	4,277	4,169
September	4,728	4,971
October	5,525	5,985
November	6,796	6,918
December	7,730	7,712
January	8,307	
February	9,531	
March	10,404	
April	10,720	
May	10,721	
June	10,721	

QUALITY

	Quantity	Base Number	Contract	AT	Region	England
% of FP17s for the same patient ID Re-attending within 3 months - Children	66	1,090	6.1%	11.6%	12.3%	11.8%
% of FP17s for the same patient ID Re-attending within 3 months - Adults	320	3,019	10.6%	14.8%	15.8%	15.6%
% of FP17s for the same patient ID Re-attending between 3 & 9 months - Children	668	1,090	61.3%	54.7%	60.1%	58.8%
% of FP17s for the same patient ID Re-attending between 3 & 9 months - Adults	1,697	3,019	56.2%	50.6%	53.3%	51.0%
% of FP17s for Band 1 Urgent Courses	189	3,937	4.8%	8.8%	9.0%	9.0%
% of FP17s Relating to Free Repair or Replacements	5	3,937	0.1%	1.2%	1.0%	0.8%
% of FP17s Relating to Continuations	66	3,937	1.7%	1.3%	1.0%	0.9%
% of Patients satisfied with the dentistry they have received	1	1	N/A	94.3%	93.8%	93.2%
% of Patients satisfied with the time they had to wait for an appointment	1	1	N/A	89.7%	89.4%	88.3%

* This is based on patients treated on this contract for their most recent course of treatment. Figures in italics indicate the base number of FP17s or Patient Questionnaire responses are less than 100. N/A is shown where the base number of responses is less than 10 during the period. % is calculated as Quantity/Base number*100

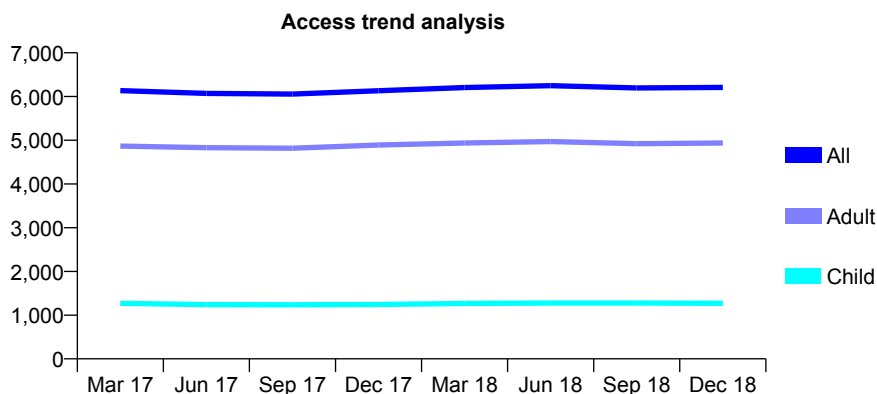
Q45 - Vital Signs At a Glance Contract Report for 101435/0115 - December 2018

Name or company name	IDH Limited
Contract type name	GDS Contract
Purpose of contract	General
Contract start date	01/09/2008
Contract end date	

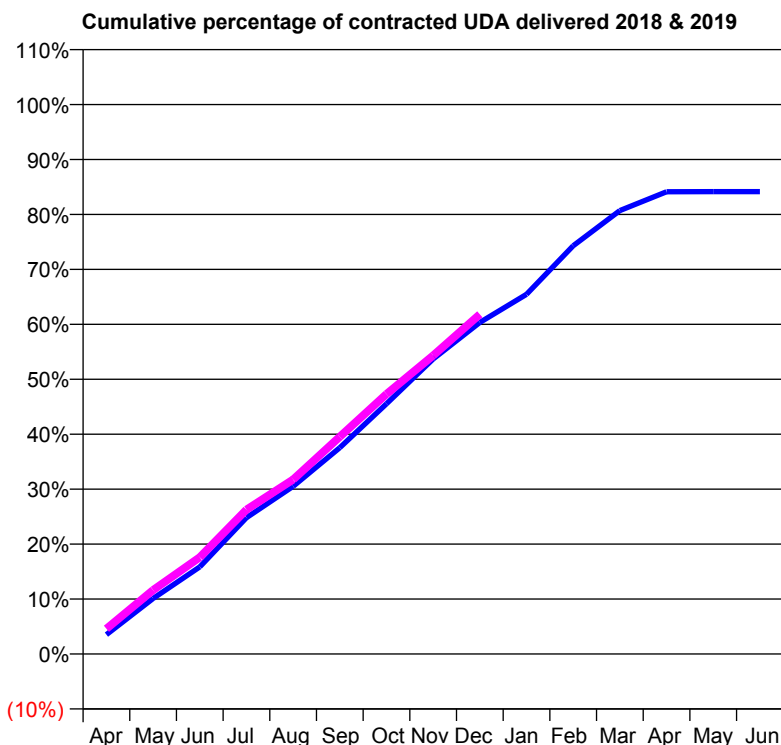
18/19 Contracted general activity (UDA)	18,500
Carry forward general activity (UDA)	0
18/19 Contracted orthodontic activity (UOA)	0
Carry forward orthodontic activity (UOA)	0
Baseline contract value	£475,477.41

ACCESS*

Patients seen in 24 months	Total	Change since previous quarter
Quarter ending December 2017	6,133	
Quarter ending March 2018	6,205	→
Quarter ending June 2018	6,247	→
Quarter ending September 2018	6,195	→
Quarter ending December 2018	6,208	→
Variance since December 2017	1.2%	→



ACTIVITY



Month	Adjusted Scheduled Activity (UDA)	
	2018	2019
April	655	851
May	1,871	2,152
June	2,932	3,256
July	4,592	4,861
August	5,645	5,873
September	6,949	7,316
October	8,425	8,753
November	9,933	10,050
December	11,163	11,437
January	12,108	
February	13,745	
March	14,931	
April	15,561	
May	15,568	
June	15,569	

QUALITY

	Quantity	Base Number	Contract	AT	Region	England
% of FP17s for the same patient ID Re-attending within 3 months - Children	61	1,277	4.8%	11.6%	12.3%	11.8%
% of FP17s for the same patient ID Re-attending within 3 months - Adults	618	4,601	13.4%	14.8%	15.8%	15.6%
% of FP17s for the same patient ID Re-attending between 3 & 9 months - Children	701	1,277	54.9%	54.7%	60.1%	58.8%
% of FP17s for the same patient ID Re-attending between 3 & 9 months - Adults	2,192	4,601	47.6%	50.6%	53.3%	51.0%
% of FP17s for Band 1 Urgent Courses	661	5,568	11.9%	8.8%	9.0%	9.0%
% of FP17s Relating to Free Repair or Replacements	10	5,568	0.2%	1.2%	1.0%	0.8%
% of FP17s Relating to Continuations	56	5,568	1.0%	1.3%	1.0%	0.9%
% of Patients satisfied with the dentistry they have received	2	3	N/A	94.3%	93.8%	93.2%
% of Patients satisfied with the time they had to wait for an appointment	2	3	N/A	89.7%	89.4%	88.3%

* This is based on patients treated on this contract for their most recent course of treatment. Figures in italics indicate the base number of FP17s or Patient Questionnaire responses are less than 100. N/A is shown where the base number of responses is less than 10 during the period. % is calculated as Quantity/Base number*100

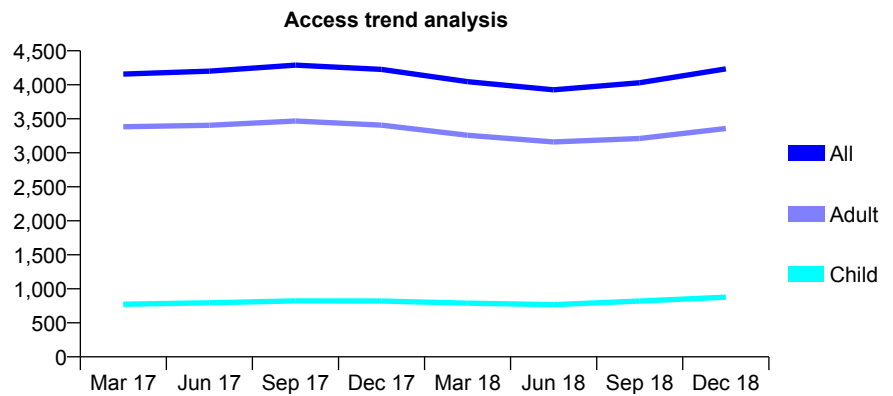
Q45 - Vital Signs At a Glance Contract Report for 103888/0001 - December 2018

Name or company name	The Fairfield Dental Practice Partnership
Contract type name	GDS Contract
Purpose of contract	General and Orthodontic
Contract start date	23/11/2011
Contract end date	

18/19 Contracted general activity (UDA)	12,432
Carry forward general activity (UDA)	0
18/19 Contracted orthodontic activity (UOA)	0
Carry forward orthodontic activity (UOA)	0
Baseline contract value	£328,971.60

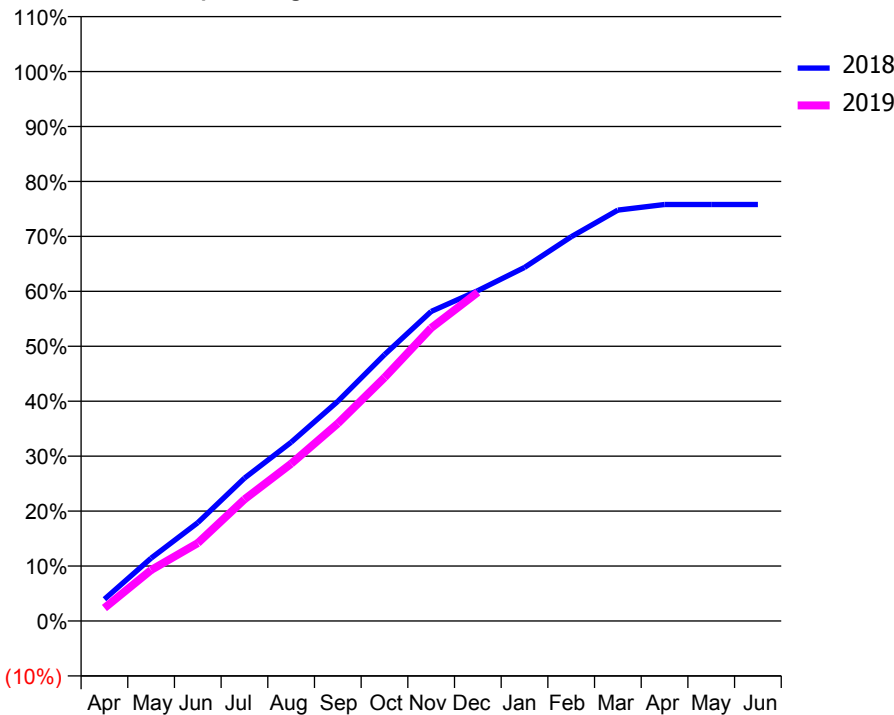
ACCESS*

Patients seen in 24 months	Total	Change since previous quarter
Quarter ending December 2017	4,227	
Quarter ending March 2018	4,047	↓
Quarter ending June 2018	3,927	↓
Quarter ending September 2018	4,031	↑
Quarter ending December 2018	4,235	↑
Variance since December 2017	0.2%	→



ACTIVITY

Cumulative percentage of contracted UDA delivered 2018 & 2019



Month	Adjusted Scheduled Activity (UDA)	
	2018	2019
April	494	294
May	1,423	1,154
June	2,225	1,764
July	3,233	2,752
August	4,043	3,560
September	4,970	4,468
October	6,027	5,506
November	7,005	6,631
December	7,474	7,439
January	7,998	
February	8,695	
March	9,296	
April	9,423	
May	9,424	
June	9,424	

QUALITY

	Quantity	Base Number	Contract	AT	Region	England
% of FP17s for the same patient ID Re-attending within 3 months - Children	30	811	3.7%	11.6%	12.3%	11.8%
% of FP17s for the same patient ID Re-attending within 3 months - Adults	286	2,879	9.9%	14.8%	15.8%	15.6%
% of FP17s for the same patient ID Re-attending between 3 & 9 months - Children	272	811	33.5%	54.7%	60.1%	58.8%
% of FP17s for the same patient ID Re-attending between 3 & 9 months - Adults	1,134	2,879	39.4%	50.6%	53.3%	51.0%
% of FP17s for Band 1 Urgent Courses	163	3,617	4.5%	8.8%	9.0%	9.0%
% of FP17s Relating to Free Repair or Replacements	44	3,617	1.2%	1.2%	1.0%	0.8%
% of FP17s Relating to Continuations	64	3,617	1.8%	1.3%	1.0%	0.9%
% of Patients satisfied with the dentistry they have received	4	4	N/A	94.3%	93.8%	93.2%
% of Patients satisfied with the time they had to wait for an appointment	3	4	N/A	89.7%	89.4%	88.3%

* This is based on patients treated on this contract for their most recent course of treatment. Figures in italics indicate the base number of FP17s or Patient Questionnaire responses are less than 100. N/A is shown where the base number of responses is less than 10 during the period. % is calculated as Quantity/Base number*100

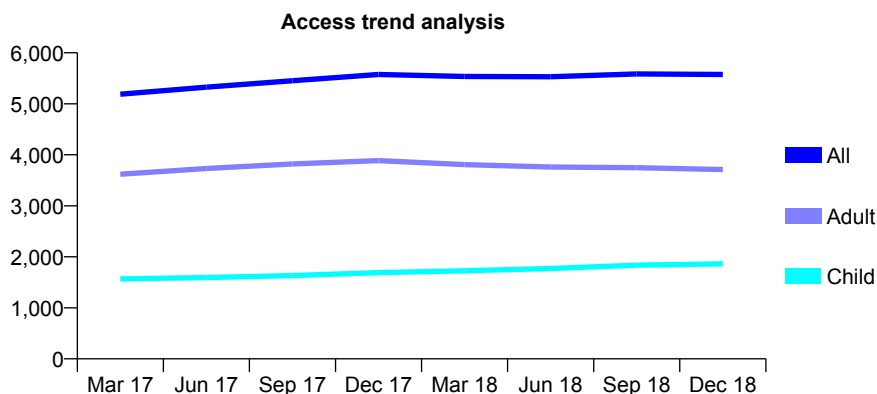
Q45 - Vital Signs At a Glance Contract Report for 114197/0001 - December 2018

Name or company name	Elliott & McCarthy Dental Surgery
Contract type name	GDS Contract
Purpose of contract	General
Contract start date	01/07/2014
Contract end date	

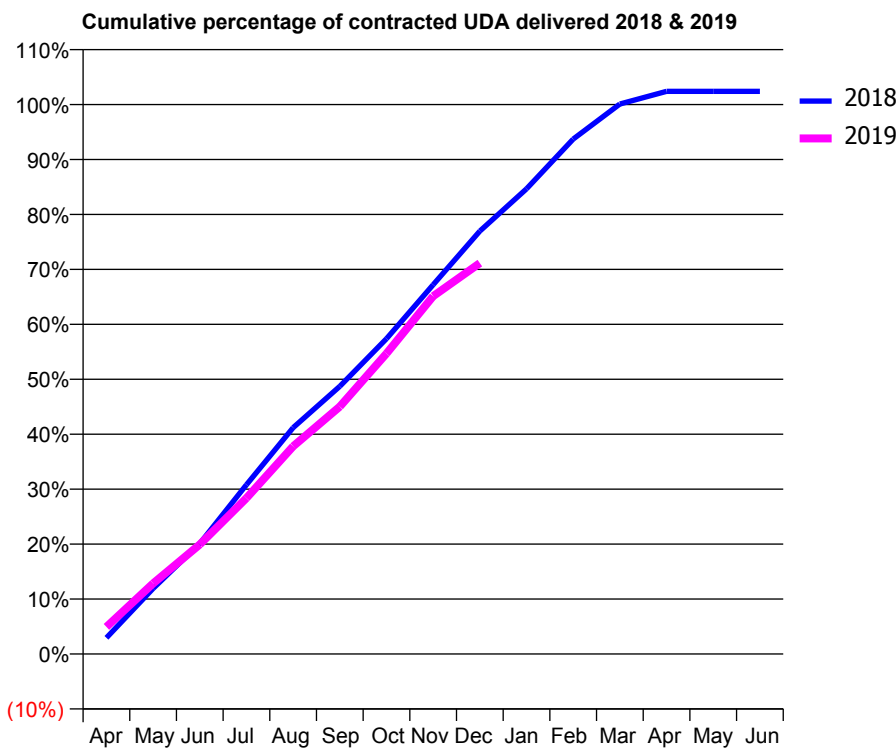
18/19 Contracted general activity (UDA)	17,293
Carry forward general activity (UDA)	-316
18/19 Contracted orthodontic activity (UOA)	0
Carry forward orthodontic activity (UOA)	0
Baseline contract value	£626,791.10

ACCESS*

Patients seen in 24 months	Total	Change since previous quarter
Quarter ending December 2017	5,575	
Quarter ending March 2018	5,536	→
Quarter ending June 2018	5,532	→
Quarter ending September 2018	5,585	→
Quarter ending December 2018	5,574	→
Variance since December 2017	(0.0%)	→



ACTIVITY



Month	Adjusted Scheduled Activity (UDA)	
	2018	2019
April	465	853
May	1,882	2,222
June	3,176	3,449
July	4,864	4,906
August	6,505	6,535
September	7,692	7,787
October	9,060	9,456
November	10,614	11,262
December	12,153	12,304
January	13,370	
February	14,798	
March	15,808	
April	16,170	
May	16,170	
June	16,170	

QUALITY

	Quantity	Base Number	Contract	AT	Region	England
% of FP17s for the same patient ID Re-attending within 3 months - Children	180	2,082	8.6%	11.6%	12.3%	11.8%
% of FP17s for the same patient ID Re-attending within 3 months - Adults	653	3,944	16.6%	14.8%	15.8%	15.6%
% of FP17s for the same patient ID Re-attending between 3 & 9 months - Children	1,145	2,082	55.0%	54.7%	60.1%	58.8%
% of FP17s for the same patient ID Re-attending between 3 & 9 months - Adults	2,185	3,944	55.4%	50.6%	53.3%	51.0%
% of FP17s for Band 1 Urgent Courses	423	5,339	7.9%	8.8%	9.0%	9.0%
% of FP17s Relating to Free Repair or Replacements	39	5,339	0.7%	1.2%	1.0%	0.8%
% of FP17s Relating to Continuations	119	5,339	2.2%	1.3%	1.0%	0.9%
% of Patients satisfied with the dentistry they have received	10	10	100.0%	94.3%	93.8%	93.2%
% of Patients satisfied with the time they had to wait for an appointment	10	10	100.0%	89.7%	89.4%	88.3%

* This is based on patients treated on this contract for their most recent course of treatment. Figures in italics indicate the base number of FP17s or Patient Questionnaire responses are less than 100. N/A is shown where the base number of responses is less than 10 during the period. % is calculated as Quantity/Base number*100

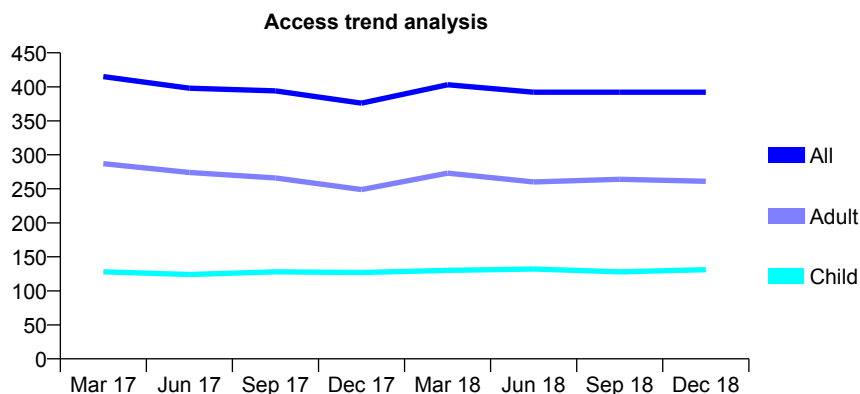
Q45 - Vital Signs At a Glance Contract Report for 114405/0001 - December 2018

Name or company name	Mr D Lamb
Contract type name	GDS Contract
Purpose of contract	General
Contract start date	01/07/2014
Contract end date	

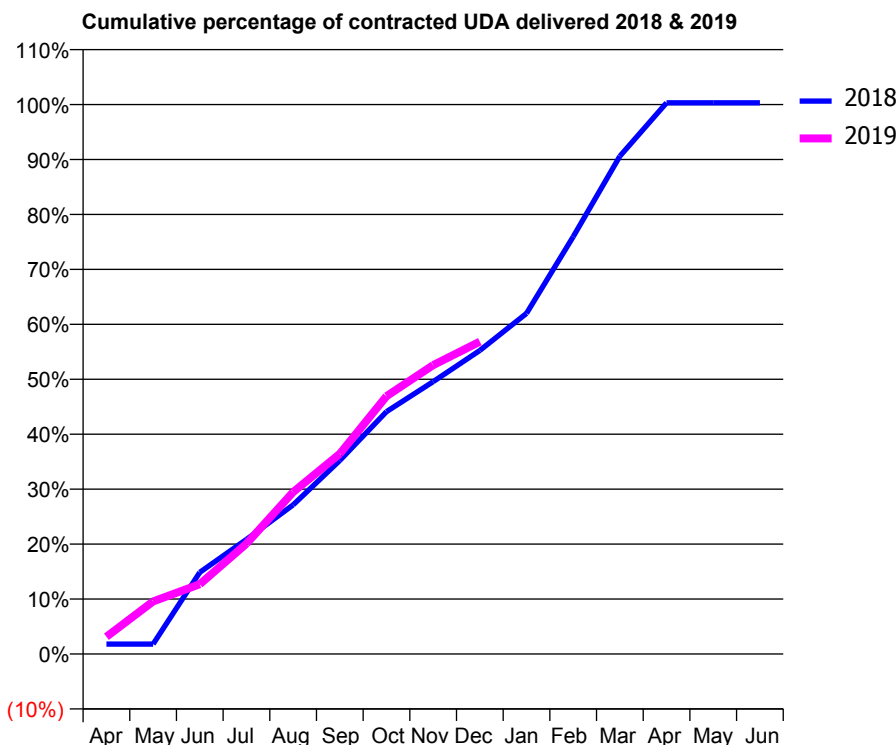
18/19 Contracted general activity (UDA)	1,221
Carry forward general activity (UDA)	-4
18/19 Contracted orthodontic activity (UOA)	0
Carry forward orthodontic activity (UOA)	0
Baseline contract value	£37,828.06

ACCESS*

Patients seen in 24 months	Total	Change since previous quarter
Quarter ending December 2017	376	
Quarter ending March 2018	403	↑
Quarter ending June 2018	392	↓
Quarter ending September 2018	392	→
Quarter ending December 2018	392	→
Variance since December 2017	4.3%	↑



ACTIVITY



Month	Adjusted Scheduled Activity (UDA)	
	2018	2019
April	22	38
May	22	117
June	181	155
July	255	245
August	331	360
September	430	445
October	538	573
November	605	642
December	675	694
January	757	
February	927	
March	1,106	
April	1,225	
May	1,225	
June	1,225	

QUALITY

	Quantity	Base Number	Contract	AT	Region	England
% of FP17s for the same patient ID Re-attending within 3 months - Children	22	166	13.3%	11.6%	12.3%	11.8%
% of FP17s for the same patient ID Re-attending within 3 months - Adults	53	230	23.0%	14.8%	15.8%	15.6%
% of FP17s for the same patient ID Re-attending between 3 & 9 months - Children	112	166	67.5%	54.7%	60.1%	58.8%
% of FP17s for the same patient ID Re-attending between 3 & 9 months - Adults	105	230	45.7%	50.6%	53.3%	51.0%
% of FP17s for Band 1 Urgent Courses	55	362	15.2%	8.8%	9.0%	9.0%
% of FP17s Relating to Free Repair or Replacements	0	362	0.0%	1.2%	1.0%	0.8%
% of FP17s Relating to Continuations	0	362	0.0%	1.3%	1.0%	0.9%
% of Patients satisfied with the dentistry they have received	0	0	N/A	94.3%	93.8%	93.2%
% of Patients satisfied with the time they had to wait for an appointment	0	0	N/A	89.7%	89.4%	88.3%

* This is based on patients treated on this contract for their most recent course of treatment. Figures in italics indicate the base number of FP17s or Patient Questionnaire responses are less than 100. N/A is shown where the base number of responses is less than 10 during the period. % is calculated as Quantity/Base number*100

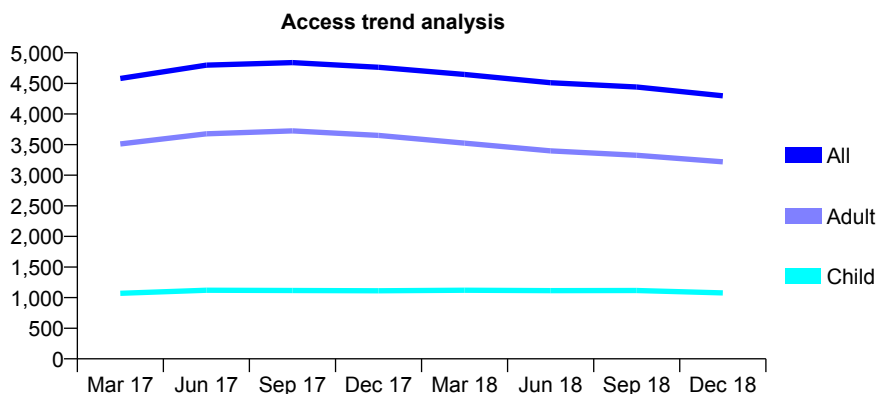
Q45 - Vital Signs At a Glance Contract Report for 115134/0001 - December 2018

Name or company name	Grace Dental Care Partnership
Contract type name	GDS Contract
Purpose of contract	General
Contract start date	01/11/2015
Contract end date	

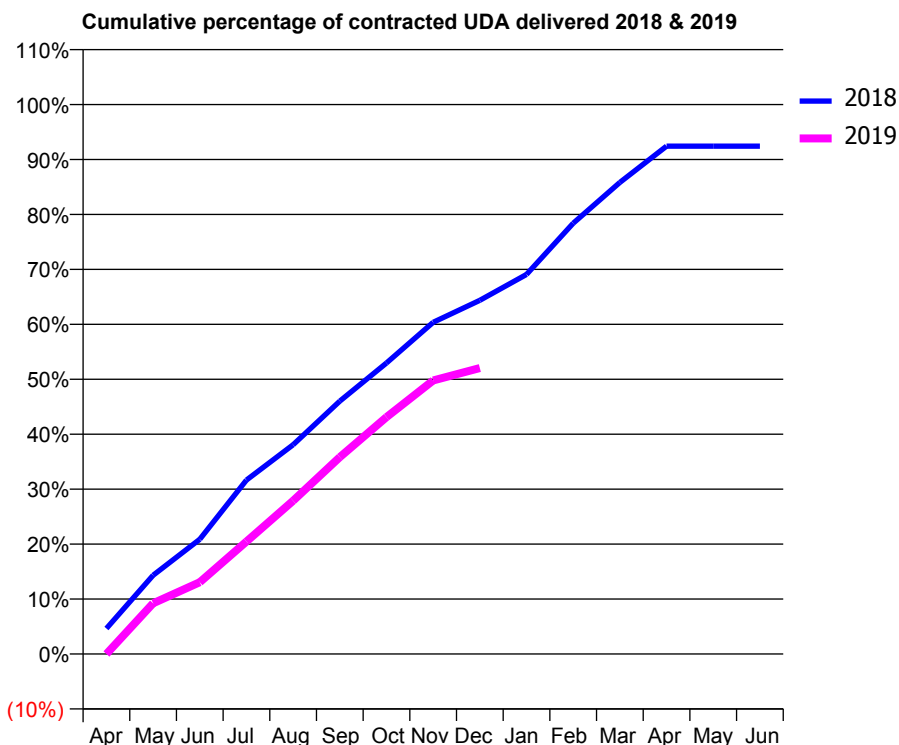
18/19 Contracted general activity (UDA)	13,542
Carry forward general activity (UDA)	0
18/19 Contracted orthodontic activity (UOA)	0
Carry forward orthodontic activity (UOA)	0
Baseline contract value	£357,513.58

ACCESS*

Patients seen in 24 months	Total	Change since previous quarter
Quarter ending December 2017	4,763	
Quarter ending March 2018	4,647	↓
Quarter ending June 2018	4,511	↓
Quarter ending September 2018	4,442	↓
Quarter ending December 2018	4,297	↓
Variance since December 2017	(9.8%)	↓



ACTIVITY



Month	Adjusted Scheduled Activity (UDA)	
	2018	2019
April	628	1
May	1,942	1,251
June	2,828	1,768
July	4,286	2,772
August	5,158	3,778
September	6,234	4,852
October	7,174	5,837
November	8,173	6,741
December	8,716	7,047
January	9,353	
February	10,615	
March	11,622	
April	12,515	
May	12,515	
June	12,515	

QUALITY

	Quantity	Base Number	Contract	AT	Region	England
% of FP17s for the same patient ID Re-attending within 3 months - Children	19	991	1.9%	11.6%	12.3%	11.8%
% of FP17s for the same patient ID Re-attending within 3 months - Adults	121	2,904	4.2%	14.8%	15.8%	15.6%
% of FP17s for the same patient ID Re-attending between 3 & 9 months - Children	511	991	51.6%	54.7%	60.1%	58.8%
% of FP17s for the same patient ID Re-attending between 3 & 9 months - Adults	1,768	2,904	60.9%	50.6%	53.3%	51.0%
% of FP17s for Band 1 Urgent Courses	24	3,520	0.7%	8.8%	9.0%	9.0%
% of FP17s Relating to Free Repair or Replacements	17	3,520	0.5%	1.2%	1.0%	0.8%
% of FP17s Relating to Continuations	0	3,520	0.0%	1.3%	1.0%	0.9%
% of Patients satisfied with the dentistry they have received	5	5	N/A	94.3%	93.8%	93.2%
% of Patients satisfied with the time they had to wait for an appointment	4	5	N/A	89.7%	89.4%	88.3%

* This is based on patients treated on this contract for their most recent course of treatment. Figures in italics indicate the base number of FP17s or Patient Questionnaire responses are less than 100. N/A is shown where the base number of responses is less than 10 during the period. % is calculated as Quantity/Base number*100

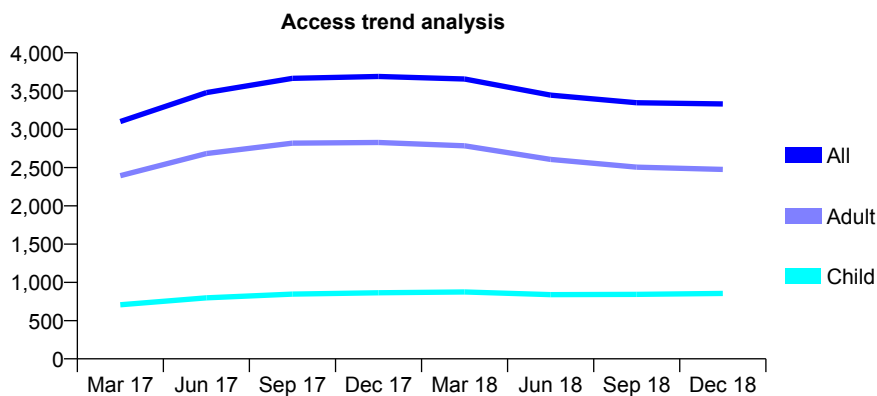
Q45 - Vital Signs At a Glance Contract Report for 115134/0002 - December 2018

Name or company name	Grace Dental Care Partnership
Contract type name	GDS Contract
Purpose of contract	General
Contract start date	01/11/2015
Contract end date	

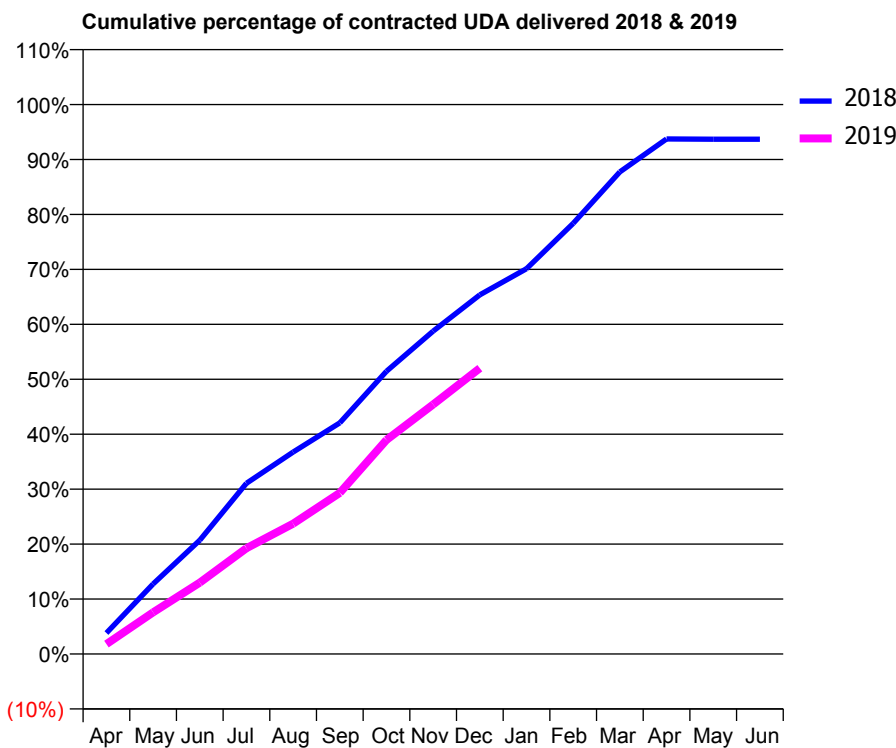
18/19 Contracted general activity (UDA)	13,675
Carry forward general activity (UDA)	0
18/19 Contracted orthodontic activity (UOA)	0
Carry forward orthodontic activity (UOA)	0
Baseline contract value	£523,657.39

ACCESS*

Patients seen in 24 months	Total	Change since previous quarter
Quarter ending December 2017	3,691	
Quarter ending March 2018	3,658	→
Quarter ending June 2018	3,446	↓
Quarter ending September 2018	3,348	↓
Quarter ending December 2018	3,331	→
Variance since December 2017	(9.8%)	↓



ACTIVITY



Month	Adjusted Scheduled Activity (UDA)	
	2018	2019
April	521	247
May	1,745	1,037
June	2,832	1,776
July	4,251	2,633
August	5,025	3,245
September	5,754	4,009
October	7,037	5,328
November	8,035	6,210
December	8,939	7,113
January	9,587	
February	10,718	
March	11,996	
April	12,818	
May	12,811	
June	12,812	

QUALITY

	Quantity	Base Number	Contract	AT	Region	England
% of FP17s for the same patient ID Re-attending within 3 months - Children	20	624	3.2%	11.6%	12.3%	11.8%
% of FP17s for the same patient ID Re-attending within 3 months - Adults	147	1,860	7.9%	14.8%	15.8%	15.6%
% of FP17s for the same patient ID Re-attending between 3 & 9 months - Children	275	624	44.1%	54.7%	60.1%	58.8%
% of FP17s for the same patient ID Re-attending between 3 & 9 months - Adults	880	1,860	47.3%	50.6%	53.3%	51.0%
% of FP17s for Band 1 Urgent Courses	172	2,296	7.5%	8.8%	9.0%	9.0%
% of FP17s Relating to Free Repair or Replacements	10	2,296	0.4%	1.2%	1.0%	0.8%
% of FP17s Relating to Continuations	6	2,296	0.3%	1.3%	1.0%	0.9%
% of Patients satisfied with the dentistry they have received	0	0	N/A	94.3%	93.8%	93.2%
% of Patients satisfied with the time they had to wait for an appointment	0	0	N/A	89.7%	89.4%	88.3%

* This is based on patients treated on this contract for their most recent course of treatment. Figures in italics indicate the base number of FP17s or Patient Questionnaire responses are less than 100. N/A is shown where the base number of responses is less than 10 during the period. % is calculated as Quantity/Base number*100

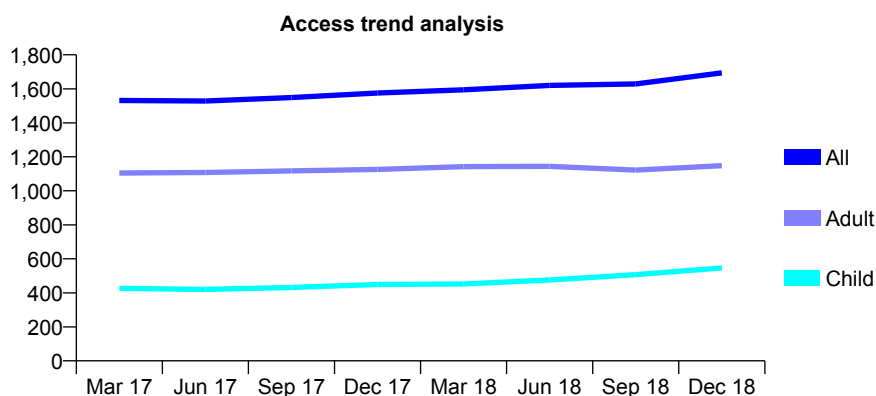
Q45 - Vital Signs At a Glance Contract Report for 116491/0001 - December 2018

Name or company name	Toothwise Ltd.
Contract type name	GDS Contract
Purpose of contract	General
Contract start date	01/04/2009
Contract end date	

18/19 Contracted general activity (UDA)	4,589
Carry forward general activity (UDA)	338
18/19 Contracted orthodontic activity (UOA)	0
Carry forward orthodontic activity (UOA)	0
Baseline contract value	£160,373.96

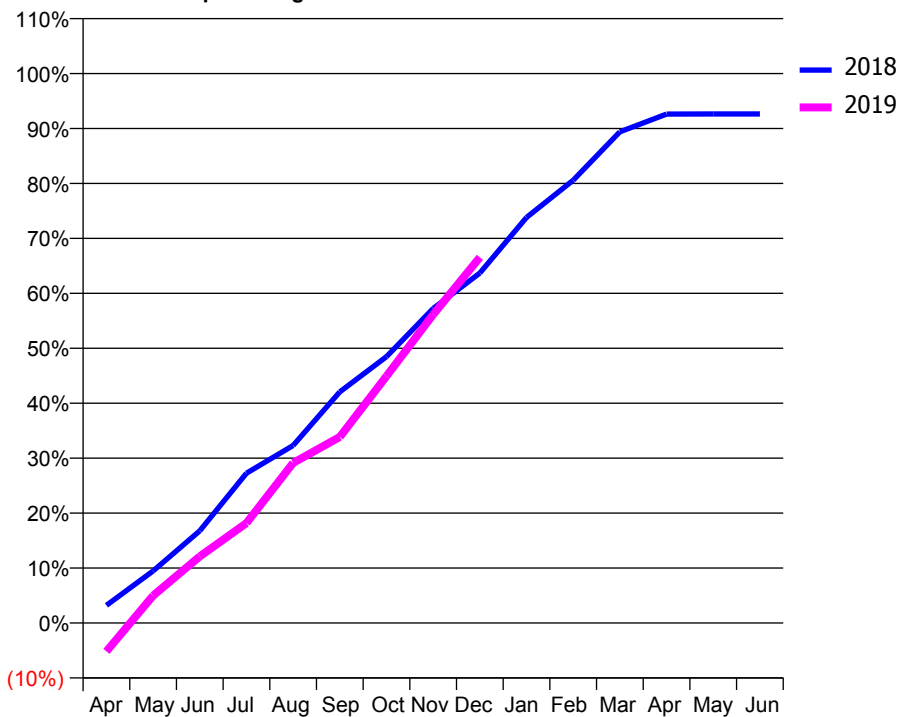
ACCESS*

Patients seen in 24 months	Total	Change since previous quarter
Quarter ending December 2017	1,575	
Quarter ending March 2018	1,594	→
Quarter ending June 2018	1,620	→
Quarter ending September 2018	1,629	→
Quarter ending December 2018	1,694	↑
Variance since December 2017	7.6%	↑



ACTIVITY

Cumulative percentage of contracted UDA delivered 2018 & 2019



Month	Adjusted Scheduled Activity (UDA)	
	2018	2019
April	148	-238
May	435	228
June	770	556
July	1,251	835
August	1,482	1,337
September	1,930	1,554
October	2,224	2,061
November	2,626	2,576
December	2,923	3,054
January	3,387	
February	3,698	
March	4,102	
April	4,250	
May	4,251	
June	4,251	

QUALITY

	Quantity	Base Number	Contract	AT	Region	England
% of FP17s for the same patient ID Re-attending within 3 months - Children	28	697	4.0%	11.6%	12.3%	11.8%
% of FP17s for the same patient ID Re-attending within 3 months - Adults	126	1,308	9.6%	14.8%	15.8%	15.6%
% of FP17s for the same patient ID Re-attending between 3 & 9 months - Children	466	697	66.9%	54.7%	60.1%	58.8%
% of FP17s for the same patient ID Re-attending between 3 & 9 months - Adults	818	1,308	62.5%	50.6%	53.3%	51.0%
% of FP17s for Band 1 Urgent Courses	12	1,907	0.6%	8.8%	9.0%	9.0%
% of FP17s Relating to Free Repair or Replacements	7	1,907	0.4%	1.2%	1.0%	0.8%
% of FP17s Relating to Continuations	1	1,907	0.1%	1.3%	1.0%	0.9%
% of Patients satisfied with the dentistry they have received	1	1	N/A	94.3%	93.8%	93.2%
% of Patients satisfied with the time they had to wait for an appointment	1	1	N/A	89.7%	89.4%	88.3%

* This is based on patients treated on this contract for their most recent course of treatment. Figures in italics indicate the base number of FP17s or Patient Questionnaire responses are less than 100. N/A is shown where the base number of responses is less than 10 during the period. % is calculated as Quantity/Base number*100

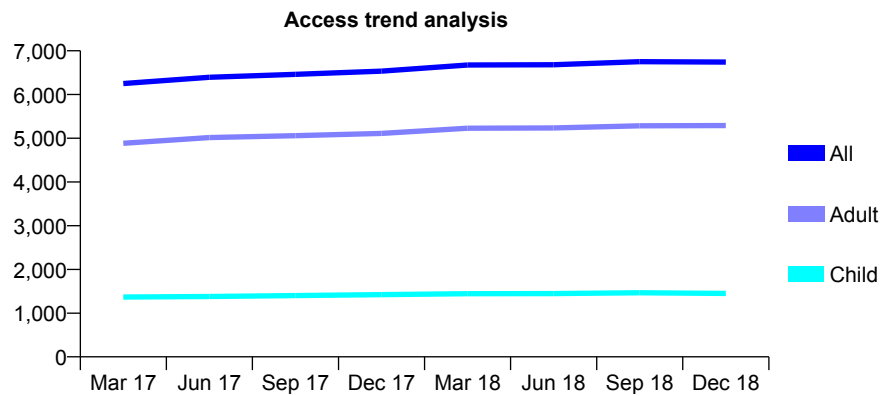
Q45 - Vital Signs At a Glance Contract Report for 118060/0002 - December 2018

Name or company name	Genix Healthcare Ltd
Contract type name	GDS Contract
Purpose of contract	General
Contract start date	07/09/2006
Contract end date	

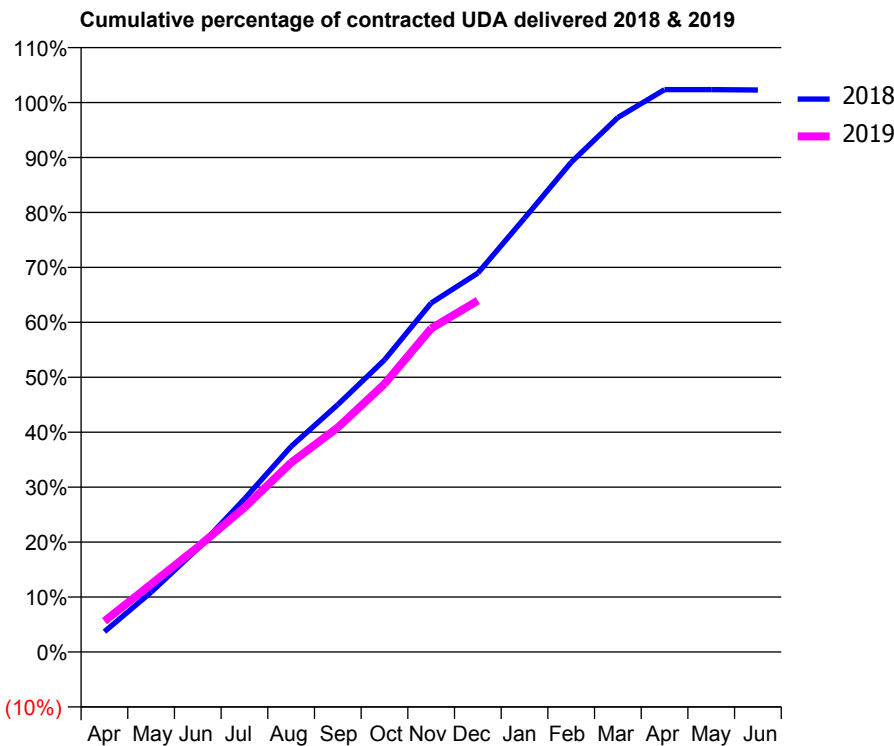
18/19 Contracted general activity (UDA)	20,500
Carry forward general activity (UDA)	-410
18/19 Contracted orthodontic activity (UOA)	0
Carry forward orthodontic activity (UOA)	0
Baseline contract value	£538,258.67

ACCESS*

Patients seen in 24 months	Total	Change since previous quarter
Quarter ending December 2017	6,535	
Quarter ending March 2018	6,674	↑
Quarter ending June 2018	6,682	→
Quarter ending September 2018	6,750	→
Quarter ending December 2018	6,742	→
Variance since December 2017	3.2%	↑



ACTIVITY



Month	Adjusted Scheduled Activity (UDA)	
	2018	2019
April	761	1,153
May	2,229	2,528
June	3,862	3,916
July	5,713	5,391
August	7,667	7,065
September	9,232	8,374
October	10,896	10,003
November	13,021	12,072
December	14,138	13,110
January	16,188	
February	18,267	
March	19,941	
April	20,982	
May	20,983	
June	20,966	

QUALITY

	Quantity	Base Number	Contract	AT	Region	England
% of FP17s for the same patient ID Re-attending within 3 months - Children	71	1,614	4.4%	11.6%	12.3%	11.8%
% of FP17s for the same patient ID Re-attending within 3 months - Adults	535	5,491	9.7%	14.8%	15.8%	15.6%
% of FP17s for the same patient ID Re-attending between 3 & 9 months - Children	1,137	1,614	70.4%	54.7%	60.1%	58.8%
% of FP17s for the same patient ID Re-attending between 3 & 9 months - Adults	3,662	5,491	66.7%	50.6%	53.3%	51.0%
% of FP17s for Band 1 Urgent Courses	300	6,599	4.5%	8.8%	9.0%	9.0%
% of FP17s Relating to Free Repair or Replacements	110	6,599	1.7%	1.2%	1.0%	0.8%
% of FP17s Relating to Continuations	46	6,599	0.7%	1.3%	1.0%	0.9%
% of Patients satisfied with the dentistry they have received	12	12	100.0%	94.3%	93.8%	93.2%
% of Patients satisfied with the time they had to wait for an appointment	11	12	91.7%	89.7%	89.4%	88.3%

* This is based on patients treated on this contract for their most recent course of treatment. Figures in italics indicate the base number of FP17s or Patient Questionnaire responses are less than 100. N/A is shown where the base number of responses is less than 10 during the period. % is calculated as Quantity/Base number*100

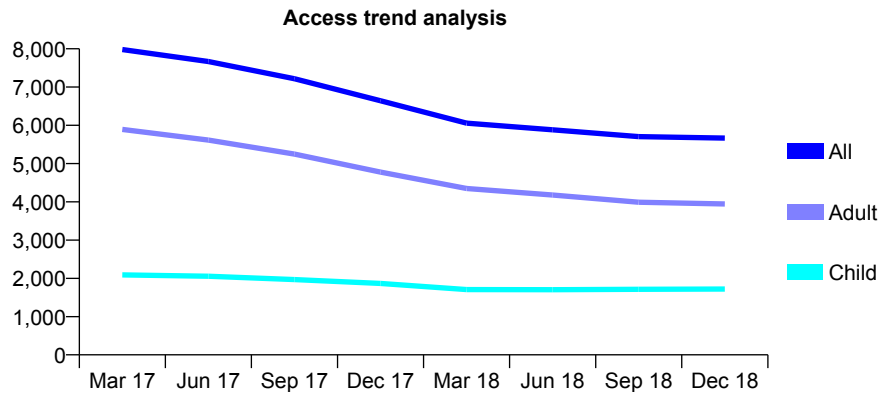
Q45 - Vital Signs At a Glance Contract Report for 118060/0003 - December 2018

Name or company name	Genix Healthcare Ltd
Contract type name	GDS Contract
Purpose of contract	General
Contract start date	04/10/2006
Contract end date	

18/19 Contracted general activity (UDA)	33,015
Carry forward general activity (UDA)	0
18/19 Contracted orthodontic activity (UOA)	0
Carry forward orthodontic activity (UOA)	0
Baseline contract value	£759,258.13

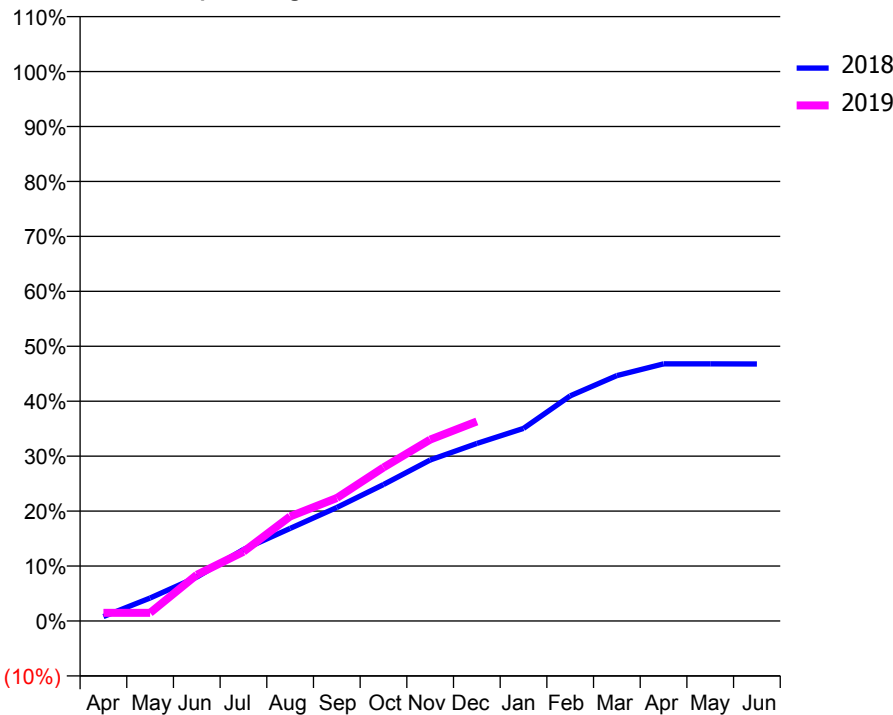
ACCESS*

Patients seen in 24 months	Total	Change since previous quarter
Quarter ending December 2017	6,643	
Quarter ending March 2018	6,056	↓
Quarter ending June 2018	5,882	↓
Quarter ending September 2018	5,705	↓
Quarter ending December 2018	5,665	→
Variance since December 2017	(14.7%)	↓



ACTIVITY

Cumulative percentage of contracted UDA delivered 2018 & 2019



Month	Adjusted Scheduled Activity (UDA)	
	2018	2019
April	272	493
May	1,383	493
June	2,638	2,773
July	4,298	4,164
August	5,564	6,287
September	6,822	7,389
October	8,198	9,229
November	9,677	10,903
December	10,664	11,992
January	11,576	
February	13,525	
March	14,748	
April	15,452	
May	15,452	
June	15,445	

QUALITY

	Quantity	Base Number	Contract	AT	Region	England
% of FP17s for the same patient ID Re-attending within 3 months - Children	155	1,741	8.9%	11.6%	12.3%	11.8%
% of FP17s for the same patient ID Re-attending within 3 months - Adults	541	3,757	14.4%	14.8%	15.8%	15.6%
% of FP17s for the same patient ID Re-attending between 3 & 9 months - Children	834	1,741	47.9%	54.7%	60.1%	58.8%
% of FP17s for the same patient ID Re-attending between 3 & 9 months - Adults	1,856	3,757	49.4%	50.6%	53.3%	51.0%
% of FP17s for Band 1 Urgent Courses	347	5,239	6.6%	8.8%	9.0%	9.0%
% of FP17s Relating to Free Repair or Replacements	43	5,239	0.8%	1.2%	1.0%	0.8%
% of FP17s Relating to Continuations	26	5,239	0.5%	1.3%	1.0%	0.9%
% of Patients satisfied with the dentistry they have received	2	2	N/A	94.3%	93.8%	93.2%
% of Patients satisfied with the time they had to wait for an appointment	1	2	N/A	89.7%	89.4%	88.3%

* This is based on patients treated on this contract for their most recent course of treatment. Figures in italics indicate the base number of FP17s or Patient Questionnaire responses are less than 100. N/A is shown where the base number of responses is less than 10 during the period. % is calculated as Quantity/Base number*100

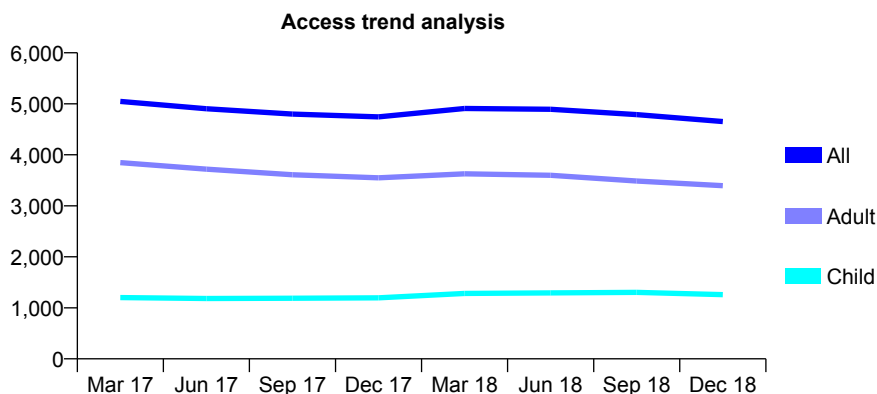
Q45 - Vital Signs At a Glance Contract Report for 118060/0008 - December 2018

Name or company name	Genix Healthcare Ltd
Contract type name	GDS Contract
Purpose of contract	General
Contract start date	01/12/2006
Contract end date	

18/19 Contracted general activity (UDA)	16,597
Carry forward general activity (UDA)	0
18/19 Contracted orthodontic activity (UOA)	0
Carry forward orthodontic activity (UOA)	0
Baseline contract value	£429,737.67

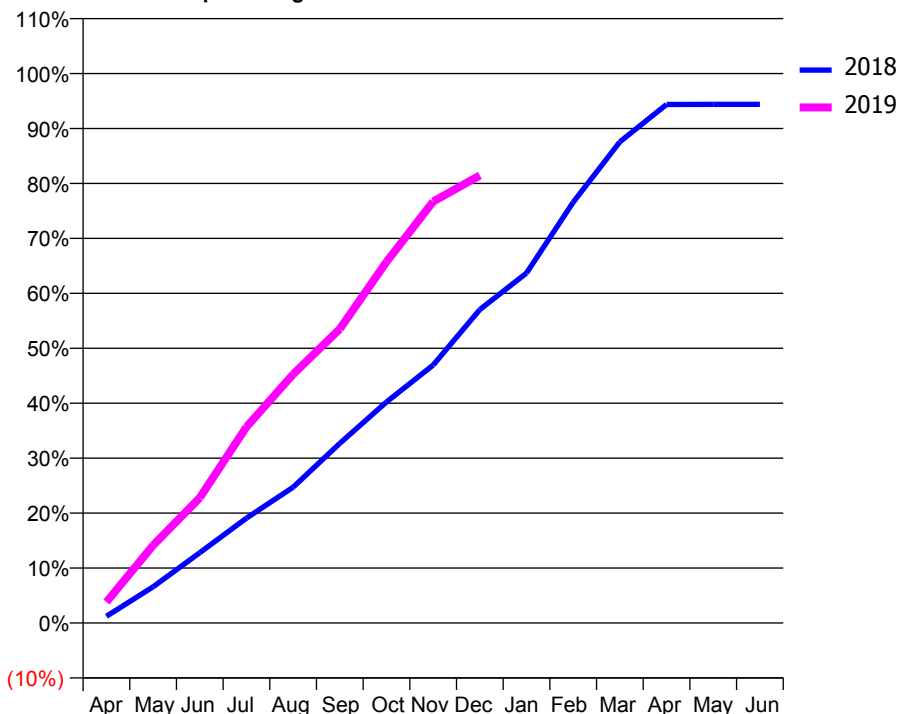
ACCESS*

Patients seen in 24 months	Total	Change since previous quarter
Quarter ending December 2017	4,743	
Quarter ending March 2018	4,909	↑
Quarter ending June 2018	4,892	→
Quarter ending September 2018	4,787	↓
Quarter ending December 2018	4,653	↓
Variance since December 2017	(1.9%)	↓



ACTIVITY

Cumulative percentage of contracted UDA delivered 2018 & 2019



Month	Adjusted Scheduled Activity (UDA)	
	2018	2019
April	202	634
May	1,094	2,345
June	2,123	3,783
July	3,167	5,924
August	4,100	7,515
September	5,426	8,883
October	6,676	10,908
November	7,790	12,729
December	9,466	13,518
January	10,572	
February	12,708	
March	14,535	
April	15,663	
May	15,664	
June	15,664	

QUALITY

	Quantity	Base Number	Contract	AT	Region	England
% of FP17s for the same patient ID Re-attending within 3 months - Children	276	1,645	16.8%	11.6%	12.3%	11.8%
% of FP17s for the same patient ID Re-attending within 3 months - Adults	554	3,457	16.0%	14.8%	15.8%	15.6%
% of FP17s for the same patient ID Re-attending between 3 & 9 months - Children	892	1,645	54.2%	54.7%	60.1%	58.8%
% of FP17s for the same patient ID Re-attending between 3 & 9 months - Adults	1,829	3,457	52.9%	50.6%	53.3%	51.0%
% of FP17s for Band 1 Urgent Courses	352	4,745	7.4%	8.8%	9.0%	9.0%
% of FP17s Relating to Free Repair or Replacements	20	4,745	0.4%	1.2%	1.0%	0.8%
% of FP17s Relating to Continuations	10	4,745	0.2%	1.3%	1.0%	0.9%
% of Patients satisfied with the dentistry they have received	0	0	N/A	94.3%	93.8%	93.2%
% of Patients satisfied with the time they had to wait for an appointment	0	0	N/A	89.7%	89.4%	88.3%

* This is based on patients treated on this contract for their most recent course of treatment. Figures in italics indicate the base number of FP17s or Patient Questionnaire responses are less than 100. N/A is shown where the base number of responses is less than 10 during the period. % is calculated as Quantity/Base number*100

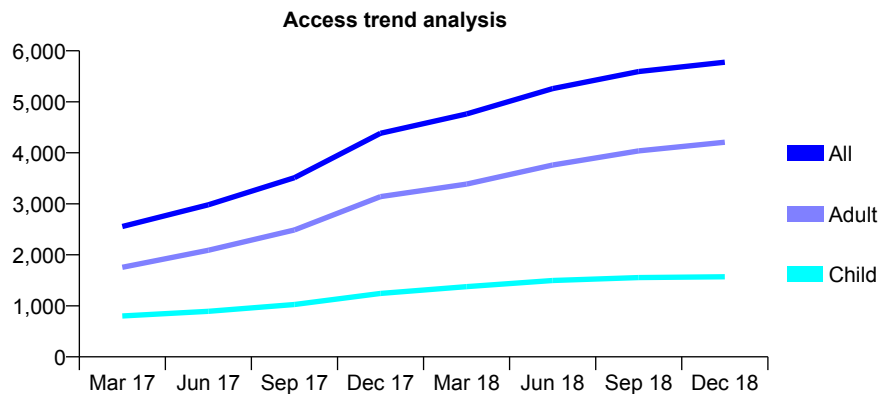
Q45 - Vital Signs At a Glance Contract Report for 122904/0001 - December 2018

Name or company name	Harrowgate Hill Dental Practice
Contract type name	GDS Contract
Purpose of contract	General
Contract start date	01/04/2014
Contract end date	

18/19 Contracted general activity (UDA)	21,720
Carry forward general activity (UDA)	0
18/19 Contracted orthodontic activity (UOA)	0
Carry forward orthodontic activity (UOA)	0
Baseline contract value	£601,262.72

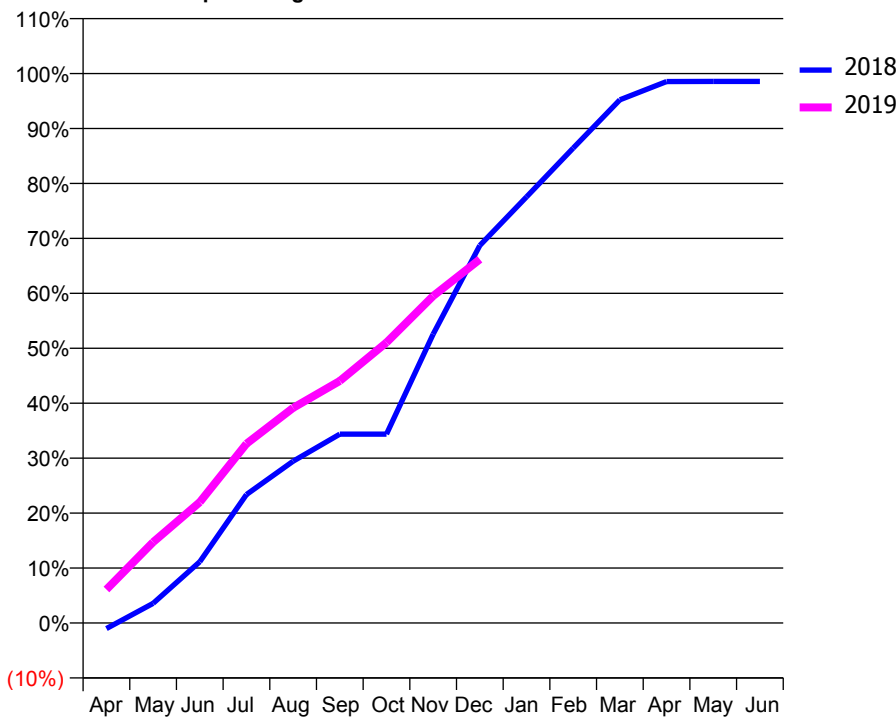
ACCESS*

Patients seen in 24 months	Total	Change since previous quarter
Quarter ending December 2017	4,384	
Quarter ending March 2018	4,762	↑
Quarter ending June 2018	5,260	↑
Quarter ending September 2018	5,594	↑
Quarter ending December 2018	5,777	↑
Variance since December 2017	31.8%	↑



ACTIVITY

Cumulative percentage of contracted UDA delivered 2018 & 2019



Month	Adjusted Scheduled Activity (UDA)	
	2018	2019
April	-194	1,326
May	670	3,199
June	2,079	4,778
July	4,364	7,089
August	5,495	8,503
September	6,418	9,568
October	6,418	11,088
November	9,815	12,928
December	12,827	14,374
January	14,474	
February	16,134	
March	17,773	
April	18,395	
May	18,396	
June	18,399	

QUALITY

	Quantity	Base Number	Contract	AT	Region	England
% of FP17s for the same patient ID Re-attending within 3 months - Children	129	1,972	6.5%	11.6%	12.3%	11.8%
% of FP17s for the same patient ID Re-attending within 3 months - Adults	467	4,388	10.6%	14.8%	15.8%	15.6%
% of FP17s for the same patient ID Re-attending between 3 & 9 months - Children	1,262	1,972	64.0%	54.7%	60.1%	58.8%
% of FP17s for the same patient ID Re-attending between 3 & 9 months - Adults	2,401	4,388	54.7%	50.6%	53.3%	51.0%
% of FP17s for Band 1 Urgent Courses	302	6,082	5.0%	8.8%	9.0%	9.0%
% of FP17s Relating to Free Repair or Replacements	61	6,082	1.0%	1.2%	1.0%	0.8%
% of FP17s Relating to Continuations	92	6,082	1.5%	1.3%	1.0%	0.9%
% of Patients satisfied with the dentistry they have received	7	7	N/A	94.3%	93.8%	93.2%
% of Patients satisfied with the time they had to wait for an appointment	6	7	N/A	89.7%	89.4%	88.3%

* This is based on patients treated on this contract for their most recent course of treatment. Figures in italics indicate the base number of FP17s or Patient Questionnaire responses are less than 100. N/A is shown where the base number of responses is less than 10 during the period. % is calculated as Quantity/Base number*100

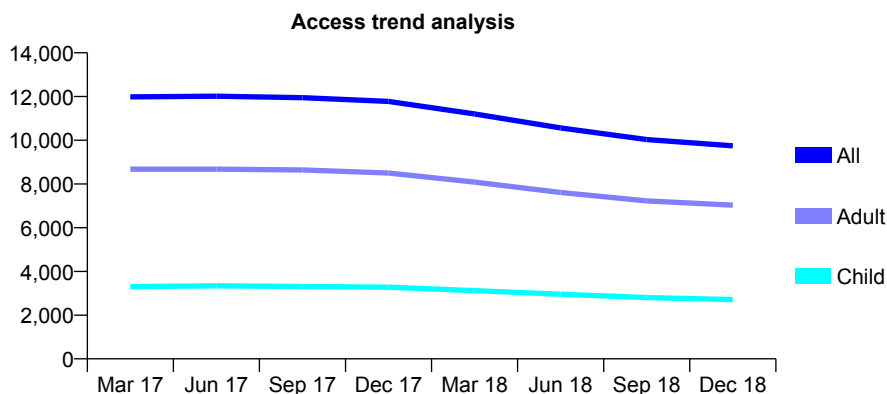
Q45 - Vital Signs At a Glance Contract Report for 124613/0001 - December 2018

Name or company name	Peterlee Dental Practice Partnership
Contract type name	GDS Contract
Purpose of contract	General
Contract start date	01/08/2013
Contract end date	

18/19 Contracted general activity (UDA)	34,722
Carry forward general activity (UDA)	-494
18/19 Contracted orthodontic activity (UOA)	0
Carry forward orthodontic activity (UOA)	0
Baseline contract value	£1,122,794.65

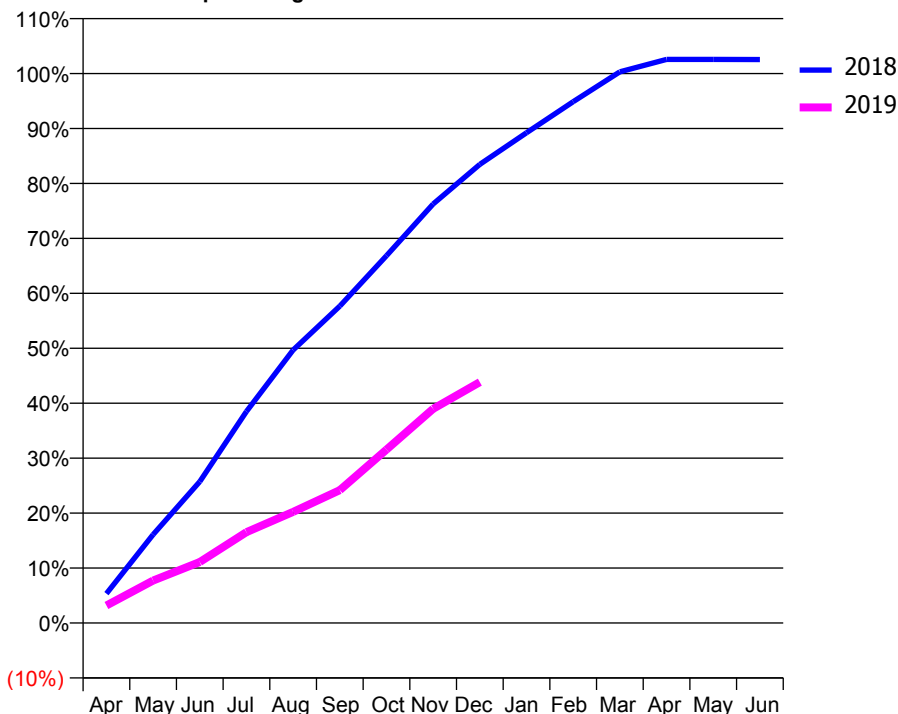
ACCESS*

Patients seen in 24 months	Total	Change since previous quarter
Quarter ending December 2017	11,779	
Quarter ending March 2018	11,203	↓
Quarter ending June 2018	10,562	↓
Quarter ending September 2018	10,029	↓
Quarter ending December 2018	9,743	↓
Variance since December 2017	(17.3%)	↓



ACTIVITY

Cumulative percentage of contracted UDA delivered 2018 & 2019



Month	Adjusted Scheduled Activity (UDA)	
	2018	2019
April	1,325	1,106
May	3,983	2,683
June	6,360	3,853
July	9,515	5,746
August	12,284	7,026
September	14,258	8,400
October	16,527	10,961
November	18,852	13,540
December	20,633	15,219
January	22,059	
February	23,455	
March	24,797	
April	25,353	
May	25,354	
June	25,349	

QUALITY

	Quantity	Base Number	Contract	AT	Region	England
% of FP17s for the same patient ID Re-attending within 3 months - Children	113	2,092	5.4%	11.6%	12.3%	11.8%
% of FP17s for the same patient ID Re-attending within 3 months - Adults	476	5,083	9.4%	14.8%	15.8%	15.6%
% of FP17s for the same patient ID Re-attending between 3 & 9 months - Children	928	2,092	44.4%	54.7%	60.1%	58.8%
% of FP17s for the same patient ID Re-attending between 3 & 9 months - Adults	2,116	5,083	41.6%	50.6%	53.3%	51.0%
% of FP17s for Band 1 Urgent Courses	461	6,896	6.7%	8.8%	9.0%	9.0%
% of FP17s Relating to Free Repair or Replacements	24	6,896	0.3%	1.2%	1.0%	0.8%
% of FP17s Relating to Continuations	101	6,896	1.5%	1.3%	1.0%	0.9%
% of Patients satisfied with the dentistry they have received	4	4	N/A	94.3%	93.8%	93.2%
% of Patients satisfied with the time they had to wait for an appointment	2	4	N/A	89.7%	89.4%	88.3%

* This is based on patients treated on this contract for their most recent course of treatment. Figures in italics indicate the base number of FP17s or Patient Questionnaire responses are less than 100. N/A is shown where the base number of responses is less than 10 during the period. % is calculated as Quantity/Base number*100

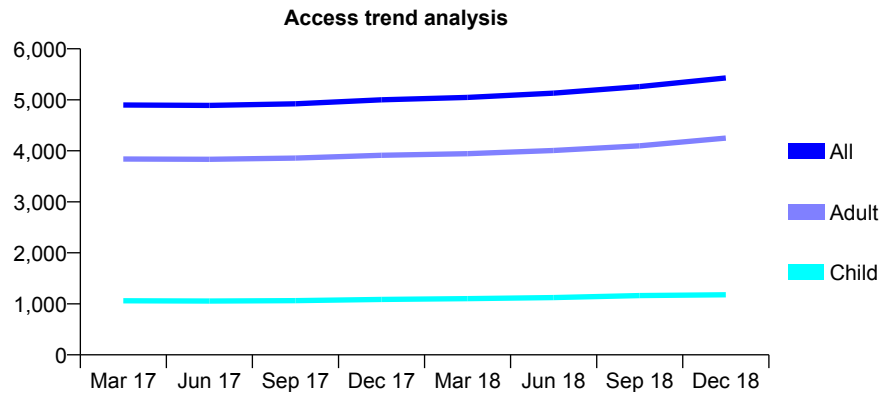
Q45 - Vital Signs At a Glance Contract Report for 125733/0001 - December 2018

Name or company name	Wray & McKenna Ltd
Contract type name	GDS Contract
Purpose of contract	General and Orthodontic
Contract start date	01/12/2011
Contract end date	

18/19 Contracted general activity (UDA)	14,307
Carry forward general activity (UDA)	-136
18/19 Contracted orthodontic activity (UOA)	0
Carry forward orthodontic activity (UOA)	0
Baseline contract value	£365,910.21

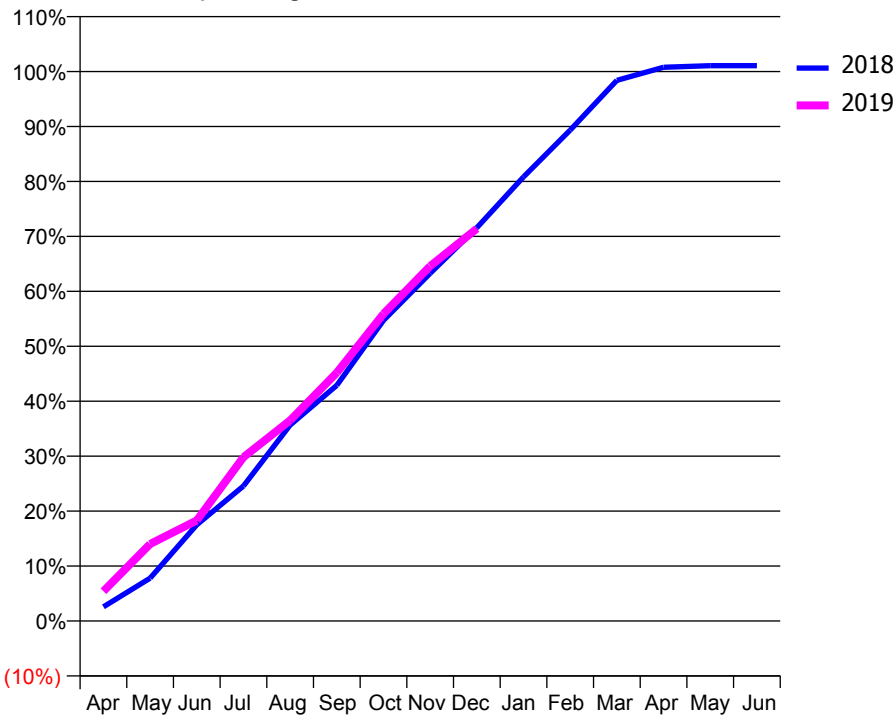
ACCESS*

Patients seen in 24 months	Total	Change since previous quarter
Quarter ending December 2017	5,000	
Quarter ending March 2018	5,047	→
Quarter ending June 2018	5,130	→
Quarter ending September 2018	5,260	↑
Quarter ending December 2018	5,428	↑
Variance since December 2017	8.6%	↑



ACTIVITY

Cumulative percentage of contracted UDA delivered 2018 & 2019



Month	Adjusted Scheduled Activity (UDA)	
	2018	2019
April	331	777
May	1,002	2,006
June	2,249	2,620
July	3,156	4,267
August	4,580	5,223
September	5,509	6,468
October	7,028	7,996
November	8,129	9,242
December	9,193	10,215
January	10,382	
February	11,476	
March	12,638	
April	12,945	
May	12,981	
June	12,981	

QUALITY

	Quantity	Base Number	Contract	AT	Region	England
% of FP17s for the same patient ID Re-attending within 3 months - Children	65	1,099	5.9%	11.6%	12.3%	11.8%
% of FP17s for the same patient ID Re-attending within 3 months - Adults	591	3,700	16.0%	14.8%	15.8%	15.6%
% of FP17s for the same patient ID Re-attending between 3 & 9 months - Children	510	1,099	46.4%	54.7%	60.1%	58.8%
% of FP17s for the same patient ID Re-attending between 3 & 9 months - Adults	964	3,700	26.1%	50.6%	53.3%	51.0%
% of FP17s for Band 1 Urgent Courses	607	4,603	13.2%	8.8%	9.0%	9.0%
% of FP17s Relating to Free Repair or Replacements	75	4,603	1.6%	1.2%	1.0%	0.8%
% of FP17s Relating to Continuations	51	4,603	1.1%	1.3%	1.0%	0.9%
% of Patients satisfied with the dentistry they have received	2	3	N/A	94.3%	93.8%	93.2%
% of Patients satisfied with the time they had to wait for an appointment	3	3	N/A	89.7%	89.4%	88.3%

* This is based on patients treated on this contract for their most recent course of treatment. Figures in italics indicate the base number of FP17s or Patient Questionnaire responses are less than 100. N/A is shown where the base number of responses is less than 10 during the period. % is calculated as Quantity/Base number*100

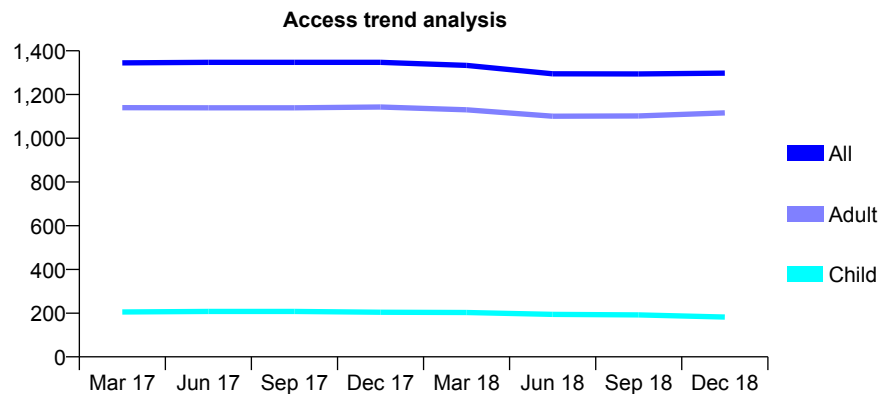
Q45 - Vital Signs At a Glance Contract Report for 127361/0001 - December 2018

Name or company name	LIL Dental Ltd.
Contract type name	GDS Contract
Purpose of contract	General
Contract start date	01/04/2009
Contract end date	

18/19 Contracted general activity (UDA)	6,100
Carry forward general activity (UDA)	0
18/19 Contracted orthodontic activity (UOA)	0
Carry forward orthodontic activity (UOA)	0
Baseline contract value	£180,561.51

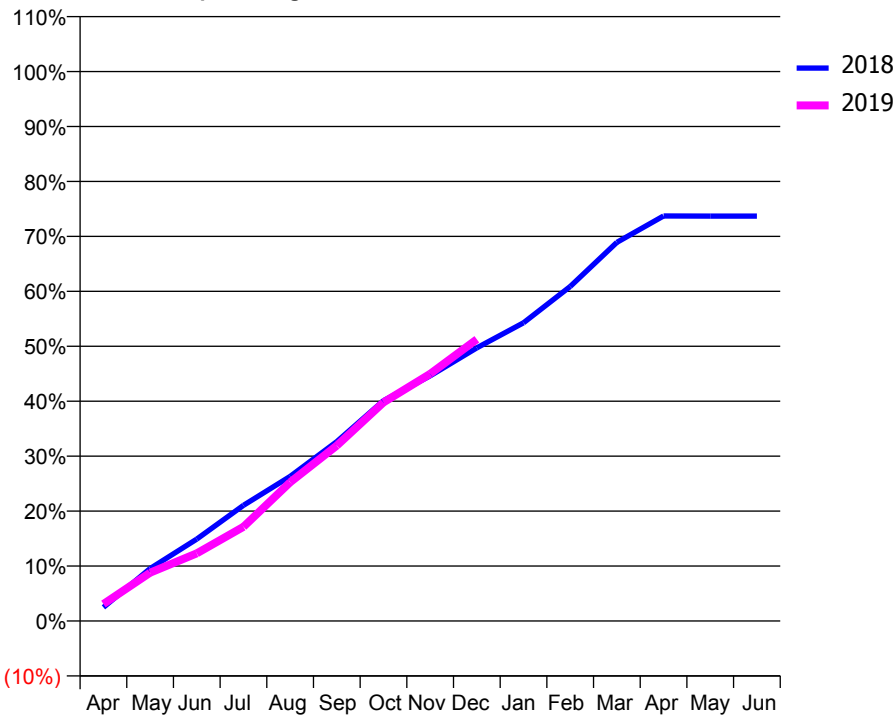
ACCESS*

Patients seen in 24 months	Total	Change since previous quarter
Quarter ending December 2017	1,347	
Quarter ending March 2018	1,333	↓
Quarter ending June 2018	1,295	↓
Quarter ending September 2018	1,294	→
Quarter ending December 2018	1,298	→
Variance since December 2017	(3.6%)	↓



ACTIVITY

Cumulative percentage of contracted UDA delivered 2018 & 2019



Month	Adjusted Scheduled Activity (UDA)	
	2018	2019
April	151	189
May	583	536
June	909	751
July	1,285	1,046
August	1,606	1,540
September	1,992	1,947
October	2,447	2,427
November	2,721	2,744
December	3,033	3,128
January	3,311	
February	3,713	
March	4,203	
April	4,497	
May	4,496	
June	4,496	

QUALITY

	Quantity	Base Number	Contract	AT	Region	England
% of FP17s for the same patient ID Re-attending within 3 months - Children	13	214	6.1%	11.6%	12.3%	11.8%
% of FP17s for the same patient ID Re-attending within 3 months - Adults	197	1,327	14.8%	14.8%	15.8%	15.6%
% of FP17s for the same patient ID Re-attending between 3 & 9 months - Children	138	214	64.5%	54.7%	60.1%	58.8%
% of FP17s for the same patient ID Re-attending between 3 & 9 months - Adults	797	1,327	60.1%	50.6%	53.3%	51.0%
% of FP17s for Band 1 Urgent Courses	118	1,428	8.3%	8.8%	9.0%	9.0%
% of FP17s Relating to Free Repair or Replacements	27	1,428	1.9%	1.2%	1.0%	0.8%
% of FP17s Relating to Continuations	27	1,428	1.9%	1.3%	1.0%	0.9%
% of Patients satisfied with the dentistry they have received	1	1	N/A	94.3%	93.8%	93.2%
% of Patients satisfied with the time they had to wait for an appointment	0	1	N/A	89.7%	89.4%	88.3%

* This is based on patients treated on this contract for their most recent course of treatment. Figures in italics indicate the base number of FP17s or Patient Questionnaire responses are less than 100. N/A is shown where the base number of responses is less than 10 during the period. % is calculated as Quantity/Base number*100

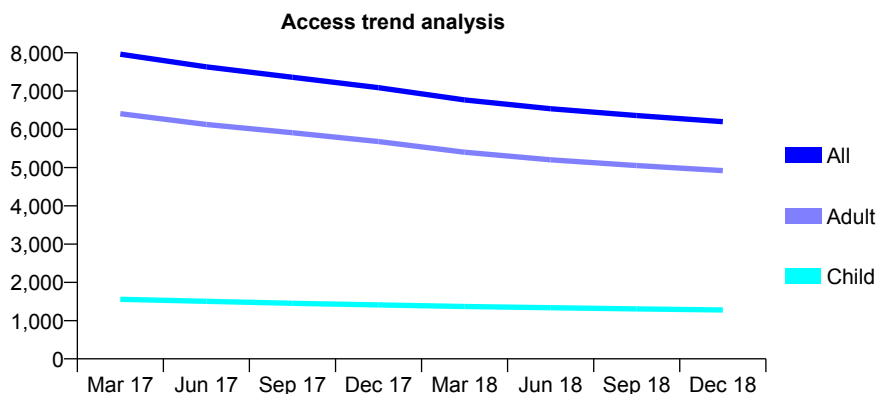
Q45 - Vital Signs At a Glance Contract Report for 127868/0001 - December 2018

Name or company name	Lambert Coutts & Associates Dental Practic
Contract type name	GDS Contract
Purpose of contract	General and Orthodontic
Contract start date	09/10/2011
Contract end date	

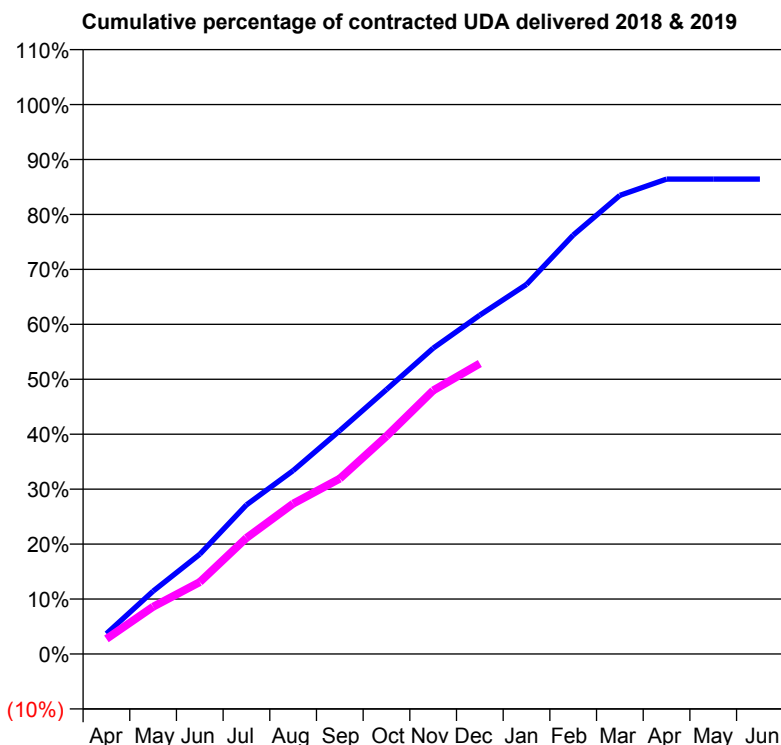
18/19 Contracted general activity (UDA)	20,731
Carry forward general activity (UDA)	0
18/19 Contracted orthodontic activity (UOA)	651
Carry forward orthodontic activity (UOA)	0
Baseline contract value	£639,269.74

ACCESS*

Patients seen in 24 months	Total	Change since previous quarter
Quarter ending December 2017	7,090	
Quarter ending March 2018	6,769	↓
Quarter ending June 2018	6,539	↓
Quarter ending September 2018	6,359	↓
Quarter ending December 2018	6,198	↓
Variance since December 2017	(12.6%)	↓



ACTIVITY



Month	Adjusted Scheduled Activity (UDA)	
	2018	2019
April	658	571
May	2,029	1,782
June	3,222	2,713
July	4,813	4,377
August	5,918	5,674
September	7,208	6,616
October	8,533	8,219
November	9,867	9,946
December	10,938	10,961
January	11,926	
February	13,517	
March	14,799	
April	15,324	
May	15,326	
June	15,326	

QUALITY

	Quantity	Base Number	Contract	AT	Region	England
% of FP17s for the same patient ID Re-attending within 3 months - Children	44	1,117	3.9%	11.6%	12.3%	11.8%
% of FP17s for the same patient ID Re-attending within 3 months - Adults	525	4,404	11.9%	14.8%	15.8%	15.6%
% of FP17s for the same patient ID Re-attending between 3 & 9 months - Children	373	1,117	33.4%	54.7%	60.1%	58.8%
% of FP17s for the same patient ID Re-attending between 3 & 9 months - Adults	1,924	4,404	43.7%	50.6%	53.3%	51.0%
% of FP17s for Band 1 Urgent Courses	262	5,221	5.0%	8.8%	9.0%	9.0%
% of FP17s Relating to Free Repair or Replacements	70	5,221	1.3%	1.2%	1.0%	0.8%
% of FP17s Relating to Continuations	96	5,221	1.8%	1.3%	1.0%	0.9%
% of Patients satisfied with the dentistry they have received	10	10	100.0%	94.3%	93.8%	93.2%
% of Patients satisfied with the time they had to wait for an appointment	8	10	80.0%	89.7%	89.4%	88.3%

* This is based on patients treated on this contract for their most recent course of treatment. Figures in italics indicate the base number of FP17s or Patient Questionnaire responses are less than 100. N/A is shown where the base number of responses is less than 10 during the period. % is calculated as Quantity/Base number*100

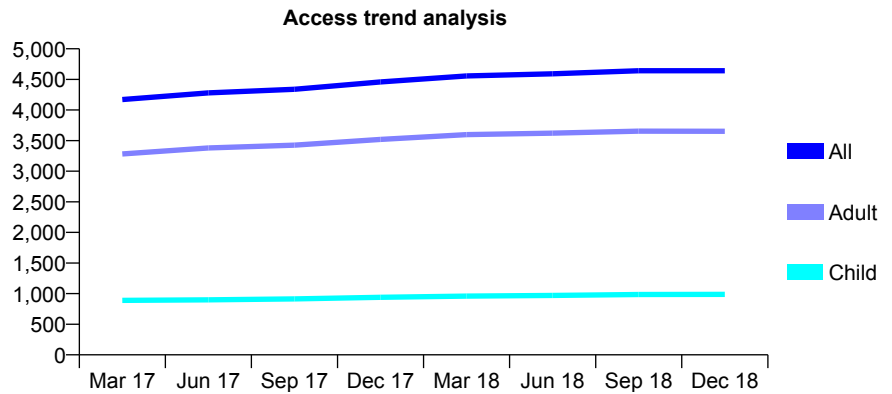
Q45 - Vital Signs At a Glance Contract Report for 131075/0001 - December 2018

Name or company name	Marton Dental Practice
Contract type name	GDS Contract
Purpose of contract	General
Contract start date	01/09/2015
Contract end date	

18/19 Contracted general activity (UDA)	13,649
Carry forward general activity (UDA)	-251
18/19 Contracted orthodontic activity (UOA)	0
Carry forward orthodontic activity (UOA)	0
Baseline contract value	£332,271.43

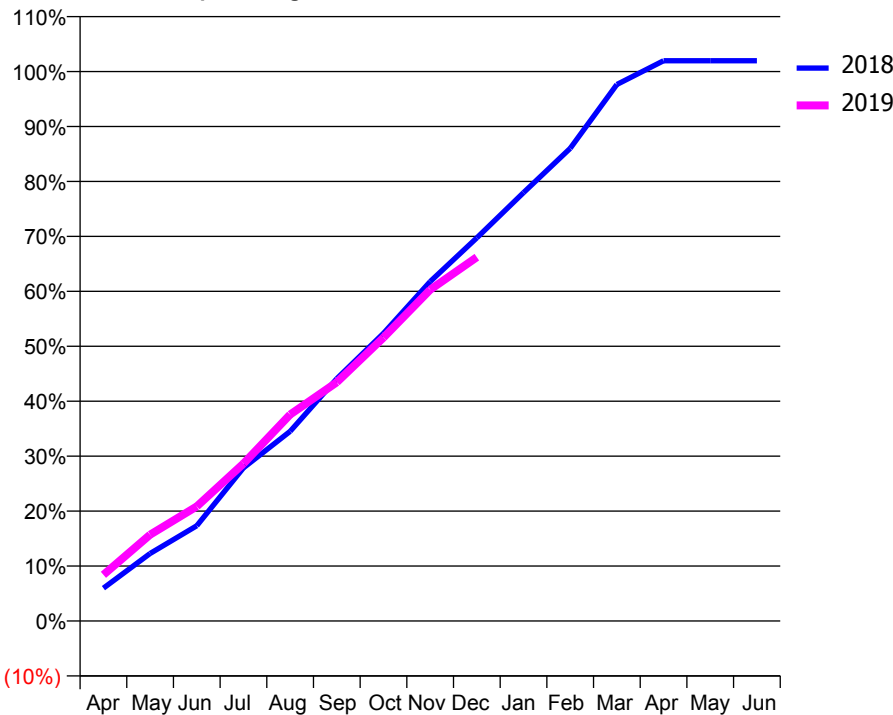
ACCESS*

Patients seen in 24 months	Total	Change since previous quarter
Quarter ending December 2017	4,458	
Quarter ending March 2018	4,556	↑
Quarter ending June 2018	4,592	→
Quarter ending September 2018	4,641	→
Quarter ending December 2018	4,641	→
Variance since December 2017	4.1%	↑



ACTIVITY

Cumulative percentage of contracted UDA delivered 2018 & 2019



Month	Adjusted Scheduled Activity (UDA)	
	2018	2019
April	770	1,148
May	1,585	2,144
June	2,235	2,847
July	3,592	3,908
August	4,451	5,130
September	5,687	5,931
October	6,752	7,041
November	7,965	8,229
December	8,991	9,037
January	10,051	
February	11,091	
March	12,591	
April	13,145	
May	13,145	
June	13,145	

QUALITY

	Quantity	Base Number	Contract	AT	Region	England
% of FP17s for the same patient ID Re-attending within 3 months - Children	109	1,316	8.3%	11.6%	12.3%	11.8%
% of FP17s for the same patient ID Re-attending within 3 months - Adults	587	4,570	12.8%	14.8%	15.8%	15.6%
% of FP17s for the same patient ID Re-attending between 3 & 9 months - Children	908	1,316	69.0%	54.7%	60.1%	58.8%
% of FP17s for the same patient ID Re-attending between 3 & 9 months - Adults	3,198	4,570	70.0%	50.6%	53.3%	51.0%
% of FP17s for Band 1 Urgent Courses	177	4,578	3.9%	8.8%	9.0%	9.0%
% of FP17s Relating to Free Repair or Replacements	58	4,578	1.3%	1.2%	1.0%	0.8%
% of FP17s Relating to Continuations	79	4,578	1.7%	1.3%	1.0%	0.9%
% of Patients satisfied with the dentistry they have received	2	2	N/A	94.3%	93.8%	93.2%
% of Patients satisfied with the time they had to wait for an appointment	2	2	N/A	89.7%	89.4%	88.3%

* This is based on patients treated on this contract for their most recent course of treatment. Figures in italics indicate the base number of FP17s or Patient Questionnaire responses are less than 100. N/A is shown where the base number of responses is less than 10 during the period. % is calculated as Quantity/Base number*100

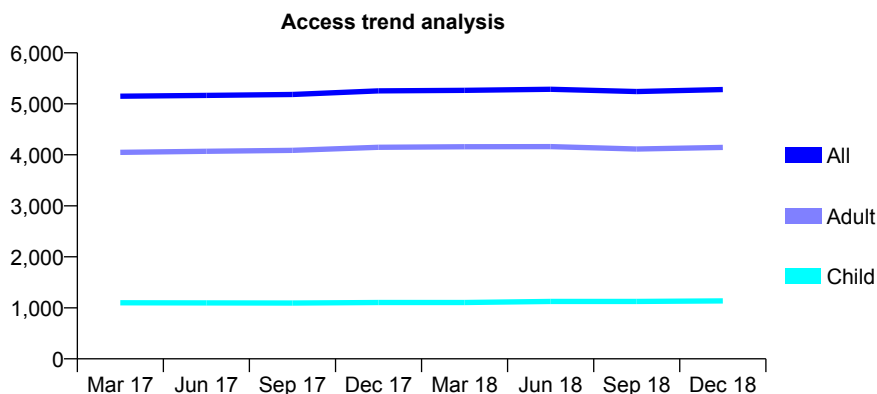
Q45 - Vital Signs At a Glance Contract Report for 131091/0003 - December 2018

Name or company name	Roseberry Dental Practice
Contract type name	GDS Contract
Purpose of contract	General and Orthodontic
Contract start date	03/05/2015
Contract end date	

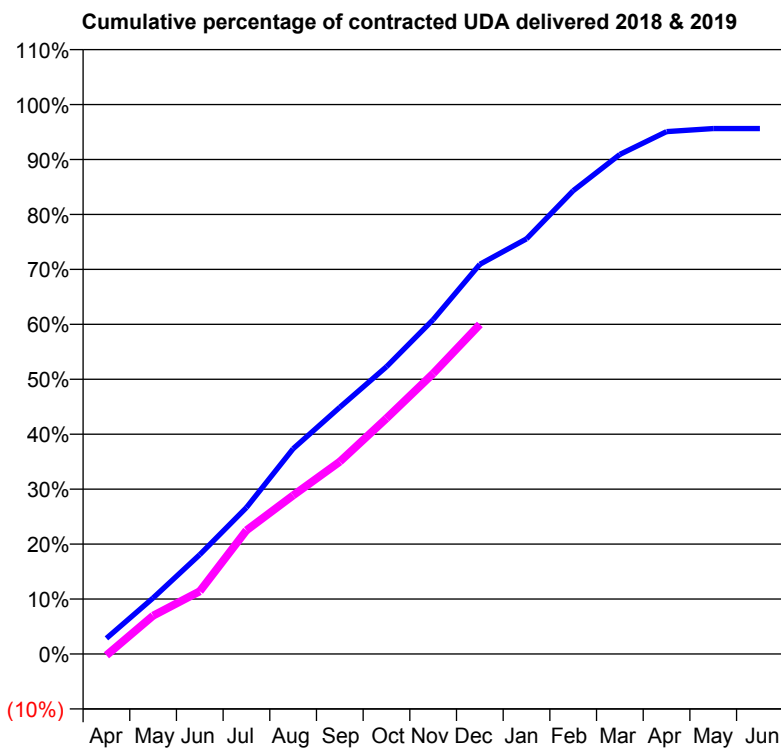
18/19 Contracted general activity (UDA)	14,584
Carry forward general activity (UDA)	349
18/19 Contracted orthodontic activity (UOA)	612
Carry forward orthodontic activity (UOA)	9
Baseline contract value	£505,088.35

ACCESS*

Patients seen in 24 months	Total	Change since previous quarter
Quarter ending December 2017	5,253	
Quarter ending March 2018	5,263	→
Quarter ending June 2018	5,286	→
Quarter ending September 2018	5,240	→
Quarter ending December 2018	5,281	→
Variance since December 2017	0.5%	→



ACTIVITY



Month	Adjusted Scheduled Activity (UDA)	
	2018	2019
April	417	-36
May	1,489	1,016
June	2,640	1,666
July	3,889	3,283
August	5,447	4,209
September	6,550	5,105
October	7,625	6,254
November	8,875	7,446
December	10,342	8,746
January	11,018	
February	12,297	
March	13,259	
April	13,866	
May	13,947	
June	13,947	

QUALITY

	Quantity	Base Number	Contract	AT	Region	England
% of FP17s for the same patient ID Re-attending within 3 months - Children	92	1,185	7.8%	11.6%	12.3%	11.8%
% of FP17s for the same patient ID Re-attending within 3 months - Adults	421	4,156	10.1%	14.8%	15.8%	15.6%
% of FP17s for the same patient ID Re-attending between 3 & 9 months - Children	605	1,185	51.1%	54.7%	60.1%	58.8%
% of FP17s for the same patient ID Re-attending between 3 & 9 months - Adults	2,445	4,156	58.8%	50.6%	53.3%	51.0%
% of FP17s for Band 1 Urgent Courses	133	4,954	2.7%	8.8%	9.0%	9.0%
% of FP17s Relating to Free Repair or Replacements	36	4,954	0.7%	1.2%	1.0%	0.8%
% of FP17s Relating to Continuations	125	4,954	2.5%	1.3%	1.0%	0.9%
% of Patients satisfied with the dentistry they have received	4	4	N/A	94.3%	93.8%	93.2%
% of Patients satisfied with the time they had to wait for an appointment	4	4	N/A	89.7%	89.4%	88.3%

* This is based on patients treated on this contract for their most recent course of treatment. Figures in italics indicate the base number of FP17s or Patient Questionnaire responses are less than 100. N/A is shown where the base number of responses is less than 10 during the period. % is calculated as Quantity/Base number*100

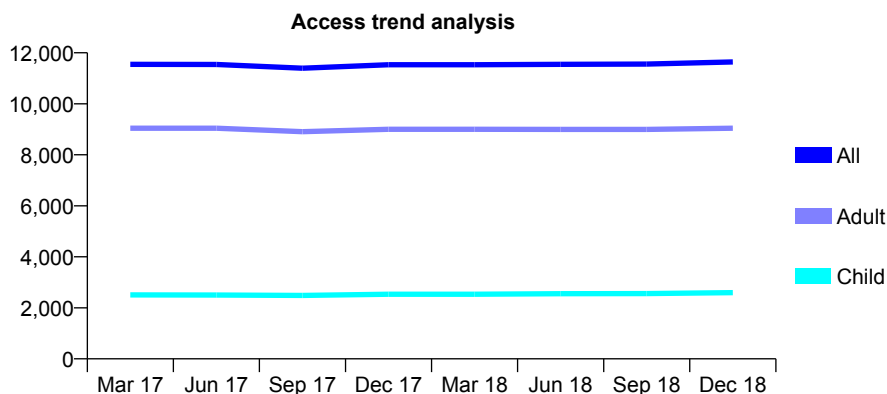
Q45 - Vital Signs At a Glance Contract Report for 144002/0001 - December 2018

Name or company name	Normanby Dental
Contract type name	GDS Contract
Purpose of contract	General
Contract start date	04/10/2014
Contract end date	

18/19 Contracted general activity (UDA)	38,100
Carry forward general activity (UDA)	0
18/19 Contracted orthodontic activity (UOA)	0
Carry forward orthodontic activity (UOA)	0
Baseline contract value	£1,145,991.20

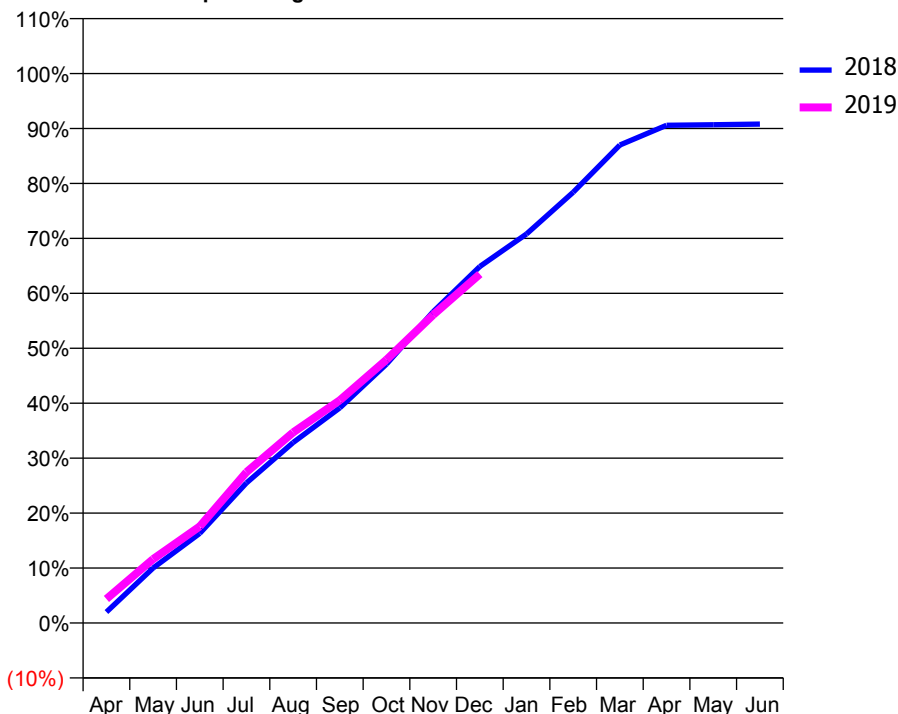
ACCESS*

Patients seen in 24 months	Total	Change since previous quarter
Quarter ending December 2017	11,532	
Quarter ending March 2018	11,534	→
Quarter ending June 2018	11,550	→
Quarter ending September 2018	11,560	→
Quarter ending December 2018	11,641	→
Variance since December 2017	0.9%	→



ACTIVITY

Cumulative percentage of contracted UDA delivered 2018 & 2019



Month	Adjusted Scheduled Activity (UDA)	
	2018	2019
April	764	1,669
May	3,817	4,436
June	6,220	6,698
July	9,710	10,458
August	12,516	13,217
September	14,916	15,448
October	17,949	18,260
November	21,583	21,367
December	24,719	24,190
January	26,972	
February	29,869	
March	33,141	
April	34,510	
May	34,543	
June	34,596	

QUALITY

	Quantity	Base Number	Contract	AT	Region	England
% of FP17s for the same patient ID Re-attending within 3 months - Children	201	2,658	7.6%	11.6%	12.3%	11.8%
% of FP17s for the same patient ID Re-attending within 3 months - Adults	1,505	9,363	16.1%	14.8%	15.8%	15.6%
% of FP17s for the same patient ID Re-attending between 3 & 9 months - Children	1,302	2,658	49.0%	54.7%	60.1%	58.8%
% of FP17s for the same patient ID Re-attending between 3 & 9 months - Adults	4,720	9,363	50.4%	50.6%	53.3%	51.0%
% of FP17s for Band 1 Urgent Courses	784	11,291	6.9%	8.8%	9.0%	9.0%
% of FP17s Relating to Free Repair or Replacements	260	11,291	2.3%	1.2%	1.0%	0.8%
% of FP17s Relating to Continuations	132	11,291	1.2%	1.3%	1.0%	0.9%
% of Patients satisfied with the dentistry they have received	8	8	N/A	94.3%	93.8%	93.2%
% of Patients satisfied with the time they had to wait for an appointment	8	8	N/A	89.7%	89.4%	88.3%

* This is based on patients treated on this contract for their most recent course of treatment. Figures in italics indicate the base number of FP17s or Patient Questionnaire responses are less than 100. N/A is shown where the base number of responses is less than 10 during the period. % is calculated as Quantity/Base number*100

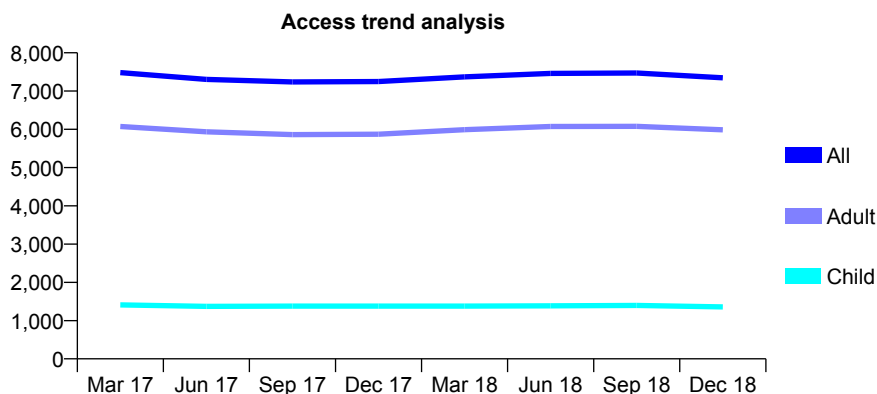
Q45 - Vital Signs At a Glance Contract Report for 148725/0001 - December 2018

Name or company name	The Castle Dental Practice Ltd.
Contract type name	GDS Contract
Purpose of contract	General
Contract start date	01/04/2009
Contract end date	

18/19 Contracted general activity (UDA)	24,521
Carry forward general activity (UDA)	0
18/19 Contracted orthodontic activity (UOA)	0
Carry forward orthodontic activity (UOA)	0
Baseline contract value	£730,504.59

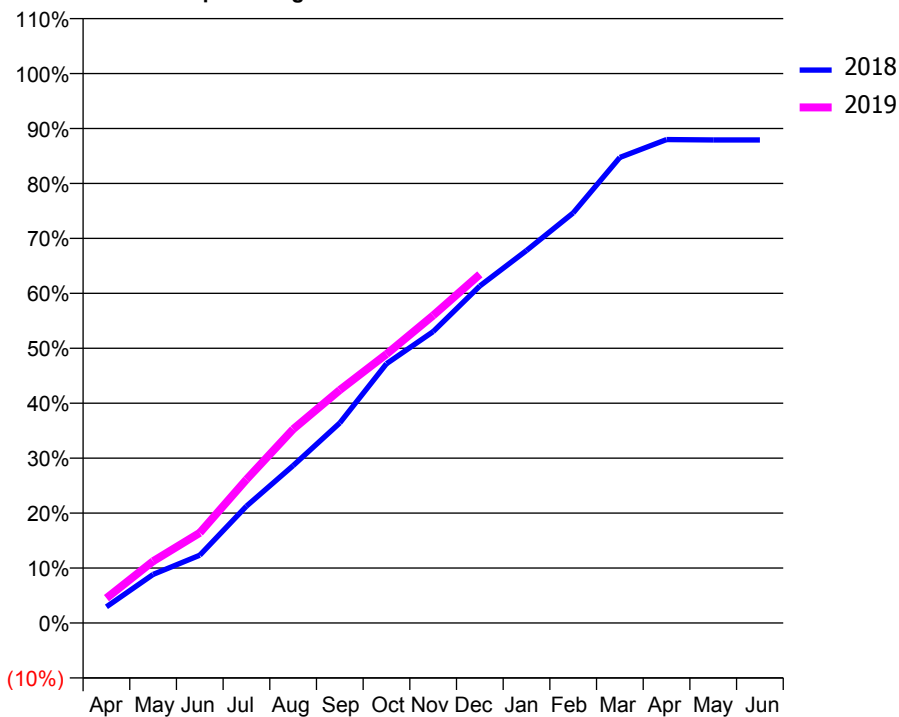
ACCESS*

Patients seen in 24 months	Total	Change since previous quarter
Quarter ending December 2017	7,250	
Quarter ending March 2018	7,372	→
Quarter ending June 2018	7,461	→
Quarter ending September 2018	7,471	→
Quarter ending December 2018	7,345	↓
Variance since December 2017	1.3%	→



ACTIVITY

Cumulative percentage of contracted UDA delivered 2018 & 2019



Month	Adjusted Scheduled Activity (UDA)	
	2018	2019
April	724	1,108
May	2,169	2,757
June	3,028	4,023
July	5,215	6,404
August	7,027	8,647
September	8,926	10,396
October	11,572	11,998
November	13,003	13,724
December	15,037	15,560
January	16,625	
February	18,298	
March	20,774	
April	21,573	
May	21,553	
June	21,553	

QUALITY

	Quantity	Base Number	Contract	AT	Region	England
% of FP17s for the same patient ID Re-attending within 3 months - Children	97	1,572	6.2%	11.6%	12.3%	11.8%
% of FP17s for the same patient ID Re-attending within 3 months - Adults	843	6,607	12.8%	14.8%	15.8%	15.6%
% of FP17s for the same patient ID Re-attending between 3 & 9 months - Children	1,041	1,572	66.2%	54.7%	60.1%	58.8%
% of FP17s for the same patient ID Re-attending between 3 & 9 months - Adults	3,955	6,607	59.9%	50.6%	53.3%	51.0%
% of FP17s for Band 1 Urgent Courses	362	7,789	4.6%	8.8%	9.0%	9.0%
% of FP17s Relating to Free Repair or Replacements	170	7,789	2.2%	1.2%	1.0%	0.8%
% of FP17s Relating to Continuations	159	7,789	2.0%	1.3%	1.0%	0.9%
% of Patients satisfied with the dentistry they have received	4	4	N/A	94.3%	93.8%	93.2%
% of Patients satisfied with the time they had to wait for an appointment	4	4	N/A	89.7%	89.4%	88.3%

* This is based on patients treated on this contract for their most recent course of treatment. Figures in italics indicate the base number of FP17s or Patient Questionnaire responses are less than 100. N/A is shown where the base number of responses is less than 10 during the period. % is calculated as Quantity/Base number*100

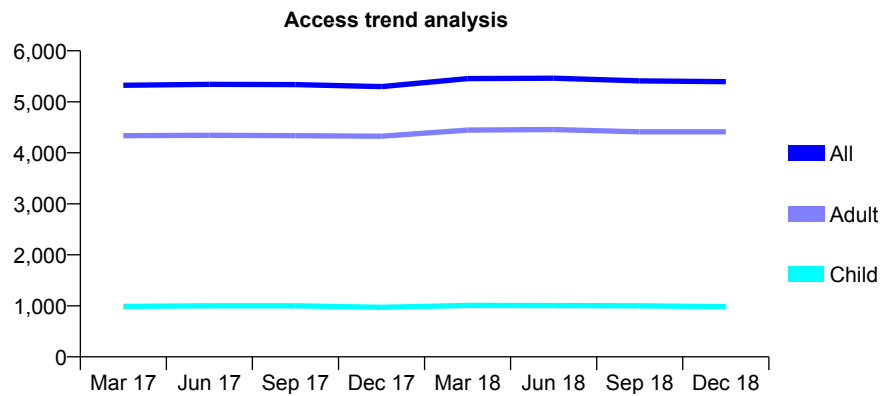
Q45 - Vital Signs At a Glance Contract Report for 155586/0001 - December 2018

Name or company name	Duke Street Dental Practice
Contract type name	GDS Contract
Purpose of contract	General
Contract start date	01/07/2013
Contract end date	

18/19 Contracted general activity (UDA)	18,637
Carry forward general activity (UDA)	659
18/19 Contracted orthodontic activity (UOA)	0
Carry forward orthodontic activity (UOA)	0
Baseline contract value	£521,848.93

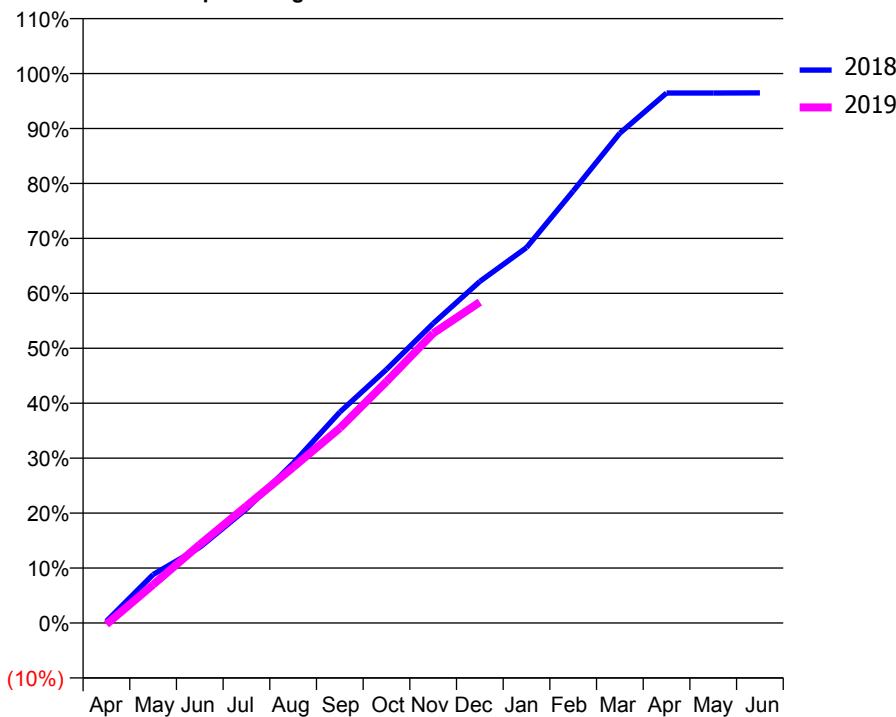
ACCESS*

Patients seen in 24 months	Total	Change since previous quarter
Quarter ending December 2017	5,297	
Quarter ending March 2018	5,456	↑
Quarter ending June 2018	5,462	→
Quarter ending September 2018	5,410	→
Quarter ending December 2018	5,395	→
Variance since December 2017	1.9%	→



ACTIVITY

Cumulative percentage of contracted UDA delivered 2018 & 2019



Month	Adjusted Scheduled Activity (UDA)	
	2018	2019
April	62	-46
May	1,644	1,301
June	2,569	2,663
July	3,869	3,969
August	5,421	5,282
September	7,154	6,610
October	8,599	8,190
November	10,159	9,825
December	11,587	10,882
January	12,735	
February	14,652	
March	16,613	
April	17,977	
May	17,977	
June	17,978	

QUALITY

	Quantity	Base Number	Contract	AT	Region	England
% of FP17s for the same patient ID Re-attending within 3 months - Children	58	1,178	4.9%	11.6%	12.3%	11.8%
% of FP17s for the same patient ID Re-attending within 3 months - Adults	991	5,942	16.7%	14.8%	15.8%	15.6%
% of FP17s for the same patient ID Re-attending between 3 & 9 months - Children	842	1,178	71.5%	54.7%	60.1%	58.8%
% of FP17s for the same patient ID Re-attending between 3 & 9 months - Adults	4,135	5,942	69.6%	50.6%	53.3%	51.0%
% of FP17s for Band 1 Urgent Courses	833	6,559	12.7%	8.8%	9.0%	9.0%
% of FP17s Relating to Free Repair or Replacements	59	6,559	0.9%	1.2%	1.0%	0.8%
% of FP17s Relating to Continuations	64	6,559	1.0%	1.3%	1.0%	0.9%
% of Patients satisfied with the dentistry they have received	5	6	N/A	94.3%	93.8%	93.2%
% of Patients satisfied with the time they had to wait for an appointment	5	6	N/A	89.7%	89.4%	88.3%

* This is based on patients treated on this contract for their most recent course of treatment. Figures in italics indicate the base number of FP17s or Patient Questionnaire responses are less than 100. N/A is shown where the base number of responses is less than 10 during the period. % is calculated as Quantity/Base number*100

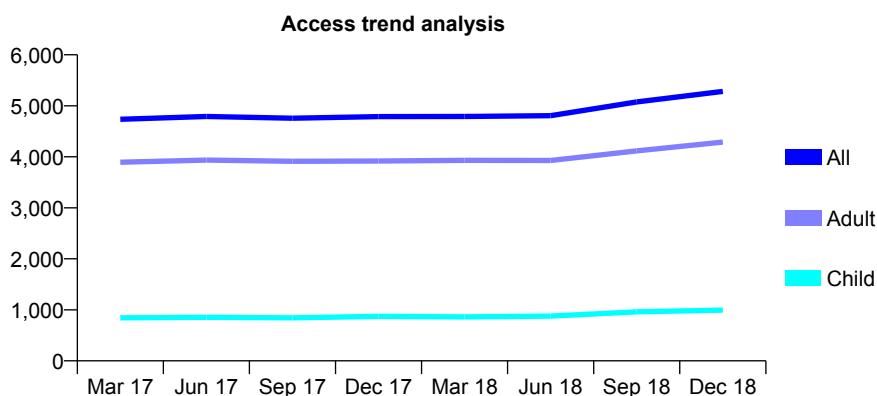
Q45 - Vital Signs At a Glance Contract Report for 157775/0001 - December 2018

Name or company name	Mr Devanand Isukapatla
Contract type name	GDS Contract
Purpose of contract	General
Contract start date	22/05/2015
Contract end date	

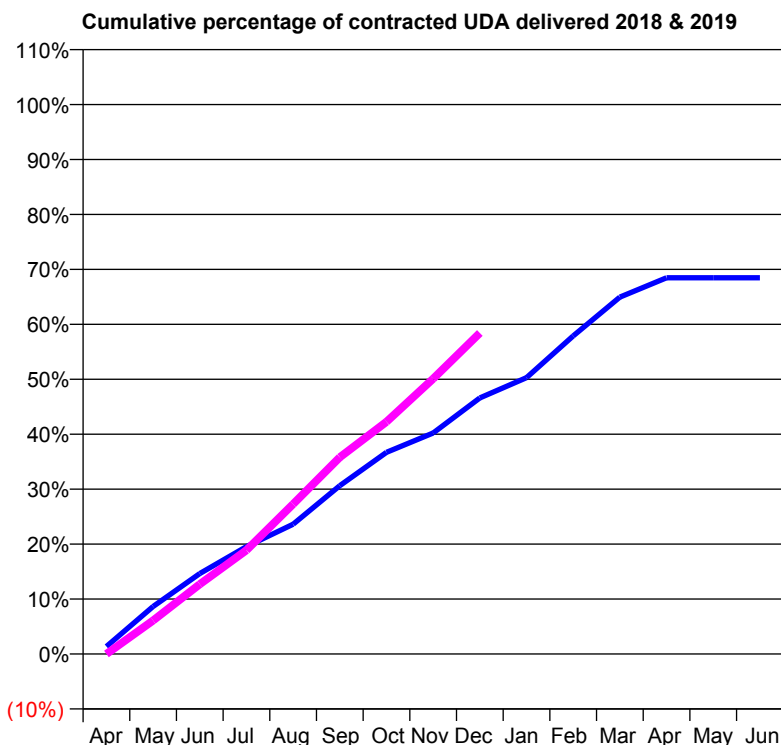
18/19 Contracted general activity (UDA)	18,605
Carry forward general activity (UDA)	0
18/19 Contracted orthodontic activity (UOA)	0
Carry forward orthodontic activity (UOA)	0
Baseline contract value	£408,966.41

ACCESS*

Patients seen in 24 months	Total	Change since previous quarter
Quarter ending December 2017	4,789	
Quarter ending March 2018	4,792	→
Quarter ending June 2018	4,806	→
Quarter ending September 2018	5,076	↑
Quarter ending December 2018	5,283	↑
Variance since December 2017	10.3%	↑



ACTIVITY



Month	Adjusted Scheduled Activity (UDA)	
	2018	2019
April	241	0
May	1,523	1,136
June	2,577	2,365
July	3,442	3,514
August	4,157	5,077
September	5,392	6,660
October	6,462	7,862
November	7,081	9,321
December	8,205	10,870
January	8,855	
February	10,191	
March	11,435	
April	12,053	
May	12,053	
June	12,053	

QUALITY

	Quantity	Base Number	Contract	AT	Region	England
% of FP17s for the same patient ID Re-attending within 3 months - Children	84	1,116	7.5%	11.6%	12.3%	11.8%
% of FP17s for the same patient ID Re-attending within 3 months - Adults	655	4,881	13.4%	14.8%	15.8%	15.6%
% of FP17s for the same patient ID Re-attending between 3 & 9 months - Children	610	1,116	54.7%	54.7%	60.1%	58.8%
% of FP17s for the same patient ID Re-attending between 3 & 9 months - Adults	2,895	4,881	59.3%	50.6%	53.3%	51.0%
% of FP17s for Band 1 Urgent Courses	393	5,652	7.0%	8.8%	9.0%	9.0%
% of FP17s Relating to Free Repair or Replacements	66	5,652	1.2%	1.2%	1.0%	0.8%
% of FP17s Relating to Continuations	100	5,652	1.8%	1.3%	1.0%	0.9%
% of Patients satisfied with the dentistry they have received	12	14	85.7%	94.3%	93.8%	93.2%
% of Patients satisfied with the time they had to wait for an appointment	11	14	78.6%	89.7%	89.4%	88.3%

* This is based on patients treated on this contract for their most recent course of treatment. Figures in italics indicate the base number of FP17s or Patient Questionnaire responses are less than 100. N/A is shown where the base number of responses is less than 10 during the period. % is calculated as Quantity/Base number*100

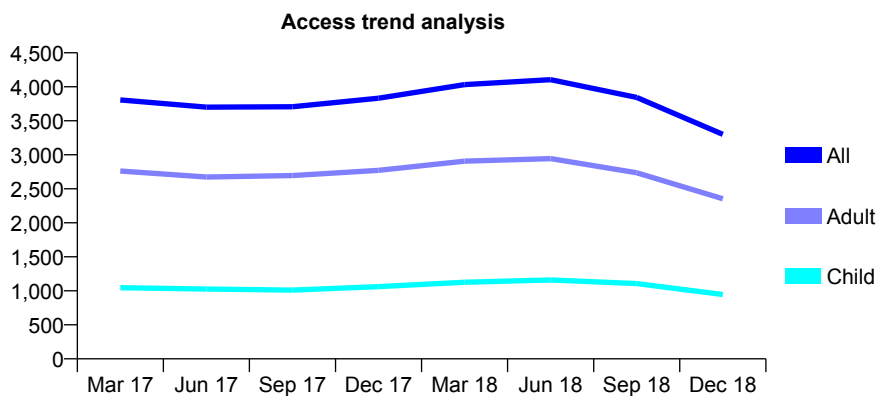
Q45 - Vital Signs At a Glance Contract Report for 158836/0001 - December 2018

Name or company name	Ladhar and Ladhar
Contract type name	GDS Contract
Purpose of contract	General
Contract start date	01/02/2014
Contract end date	

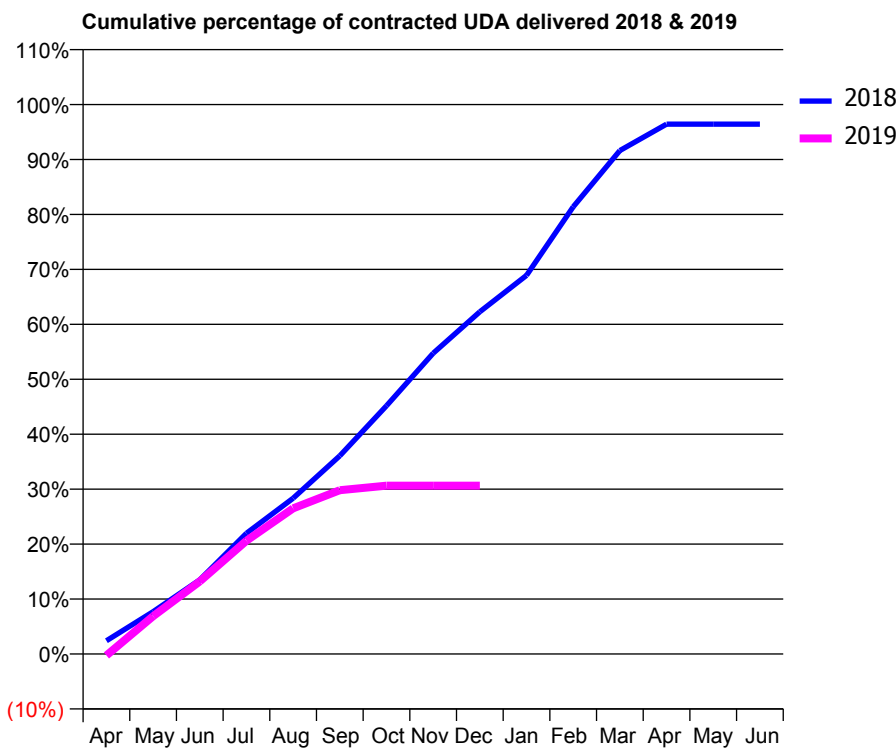
18/19 Contracted general activity (UDA)	12,000
Carry forward general activity (UDA)	428
18/19 Contracted orthodontic activity (UOA)	0
Carry forward orthodontic activity (UOA)	0
Baseline contract value	£291,176.17

ACCESS*

Patients seen in 24 months	Total	Change since previous quarter
Quarter ending December 2017	3,833	
Quarter ending March 2018	4,032	↑
Quarter ending June 2018	4,104	→
Quarter ending September 2018	3,844	↓
Quarter ending December 2018	3,301	↓
Variance since December 2017	(13.9%)	↓



ACTIVITY



Month	Adjusted Scheduled Activity (UDA)	
	2018	2019
April	289	-33
May	924	825
June	1,621	1,587
July	2,638	2,475
August	3,403	3,181
September	4,329	3,576
October	5,420	3,676
November	6,568	3,676
December	7,474	3,676
January	8,267	
February	9,764	
March	10,995	
April	11,572	
May	11,572	
June	11,572	

QUALITY

	Quantity	Base Number	Contract	AT	Region	England
% of FP17s for the same patient ID Re-attending within 3 months - Children	43	502	8.6%	11.6%	12.3%	11.8%
% of FP17s for the same patient ID Re-attending within 3 months - Adults	131	1,189	11.0%	14.8%	15.8%	15.6%
% of FP17s for the same patient ID Re-attending between 3 & 9 months - Children	186	502	37.1%	54.7%	60.1%	58.8%
% of FP17s for the same patient ID Re-attending between 3 & 9 months - Adults	459	1,189	38.6%	50.6%	53.3%	51.0%
% of FP17s for Band 1 Urgent Courses	185	1,512	12.2%	8.8%	9.0%	9.0%
% of FP17s Relating to Free Repair or Replacements	6	1,512	0.4%	1.2%	1.0%	0.8%
% of FP17s Relating to Continuations	22	1,512	1.5%	1.3%	1.0%	0.9%
% of Patients satisfied with the dentistry they have received	0	0	N/A	94.3%	93.8%	93.2%
% of Patients satisfied with the time they had to wait for an appointment	0	0	N/A	89.7%	89.4%	88.3%

* This is based on patients treated on this contract for their most recent course of treatment. Figures in italics indicate the base number of FP17s or Patient Questionnaire responses are less than 100. N/A is shown where the base number of responses is less than 10 during the period. % is calculated as Quantity/Base number*100

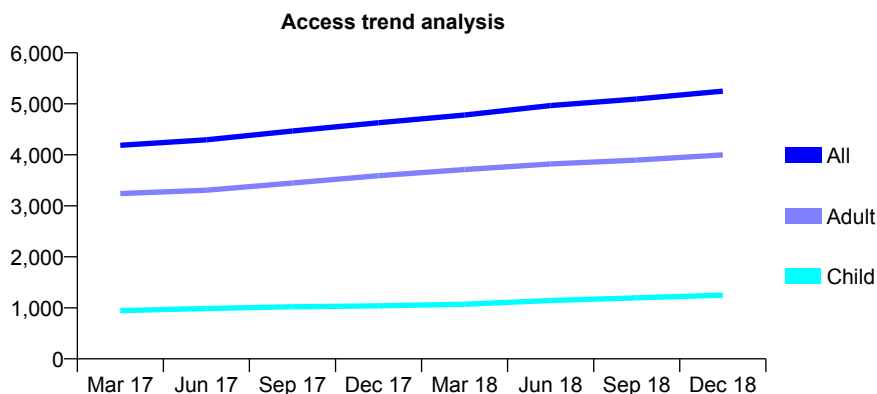
Q45 - Vital Signs At a Glance Contract Report for 166685/0001 - December 2018

Name or company name	Castle Dene Dental Surgery
Contract type name	GDS Contract
Purpose of contract	General
Contract start date	01/04/2009
Contract end date	

18/19 Contracted general activity (UDA)	15,150
Carry forward general activity (UDA)	-27
18/19 Contracted orthodontic activity (UOA)	0
Carry forward orthodontic activity (UOA)	0
Baseline contract value	£428,595.04

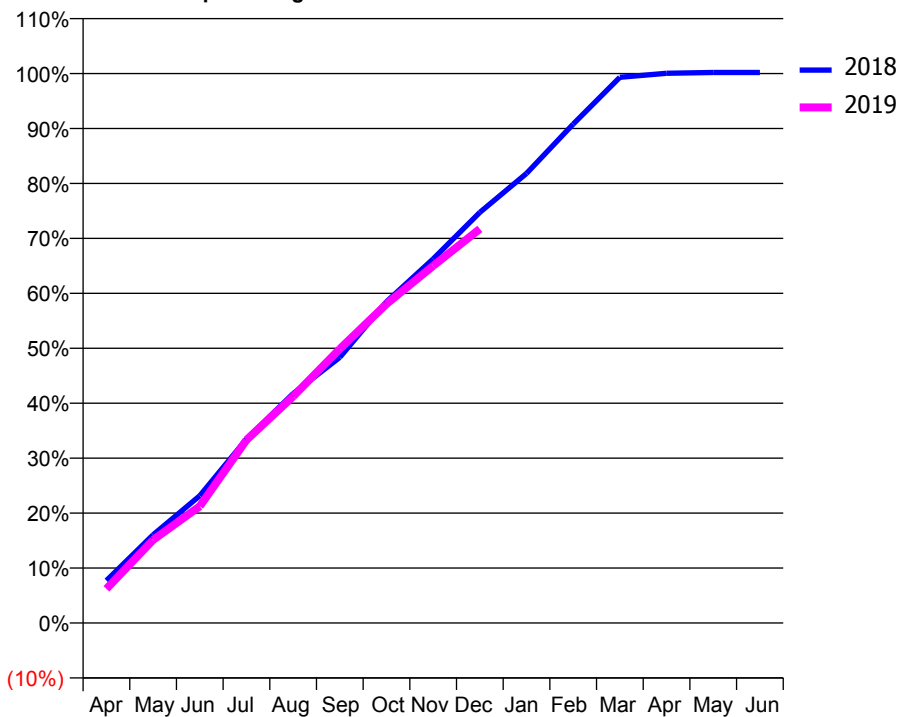
ACCESS*

Patients seen in 24 months	Total	Change since previous quarter
Quarter ending December 2017	4,628	
Quarter ending March 2018	4,780	↑
Quarter ending June 2018	4,965	↑
Quarter ending September 2018	5,093	↑
Quarter ending December 2018	5,248	↑
Variance since December 2017	13.4%	↑



ACTIVITY

Cumulative percentage of contracted UDA delivered 2018 & 2019



Month	Adjusted Scheduled Activity (UDA)	
	2018	2019
April	1,112	942
May	2,312	2,294
June	3,336	3,219
July	4,821	5,045
August	6,011	6,250
September	6,961	7,558
October	8,419	8,796
November	9,540	9,848
December	10,761	10,867
January	11,780	
February	13,076	
March	14,301	
April	14,407	
May	14,426	
June	14,427	

QUALITY

	Quantity	Base Number	Contract	AT	Region	England
% of FP17s for the same patient ID Re-attending within 3 months - Children	42	1,105	3.8%	11.6%	12.3%	11.8%
% of FP17s for the same patient ID Re-attending within 3 months - Adults	410	3,171	12.9%	14.8%	15.8%	15.6%
% of FP17s for the same patient ID Re-attending between 3 & 9 months - Children	395	1,105	35.7%	54.7%	60.1%	58.8%
% of FP17s for the same patient ID Re-attending between 3 & 9 months - Adults	925	3,171	29.2%	50.6%	53.3%	51.0%
% of FP17s for Band 1 Urgent Courses	493	4,222	11.7%	8.8%	9.0%	9.0%
% of FP17s Relating to Free Repair or Replacements	43	4,222	1.0%	1.2%	1.0%	0.8%
% of FP17s Relating to Continuations	38	4,222	0.9%	1.3%	1.0%	0.9%
% of Patients satisfied with the dentistry they have received	4	4	N/A	94.3%	93.8%	93.2%
% of Patients satisfied with the time they had to wait for an appointment	4	4	N/A	89.7%	89.4%	88.3%

* This is based on patients treated on this contract for their most recent course of treatment. Figures in italics indicate the base number of FP17s or Patient Questionnaire responses are less than 100. N/A is shown where the base number of responses is less than 10 during the period. % is calculated as Quantity/Base number*100

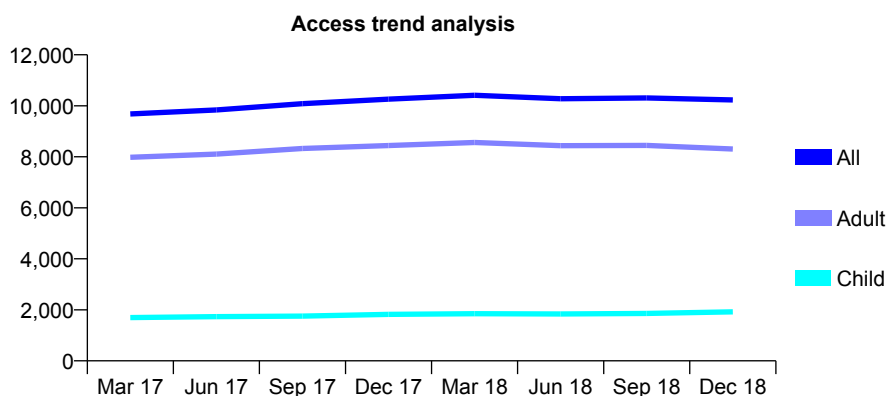
Q45 - Vital Signs At a Glance Contract Report for 170526/0001 - December 2018

Name or company name	Framwellgate Dental Surgery Limited
Contract type name	GDS Contract
Purpose of contract	General
Contract start date	01/04/2012
Contract end date	

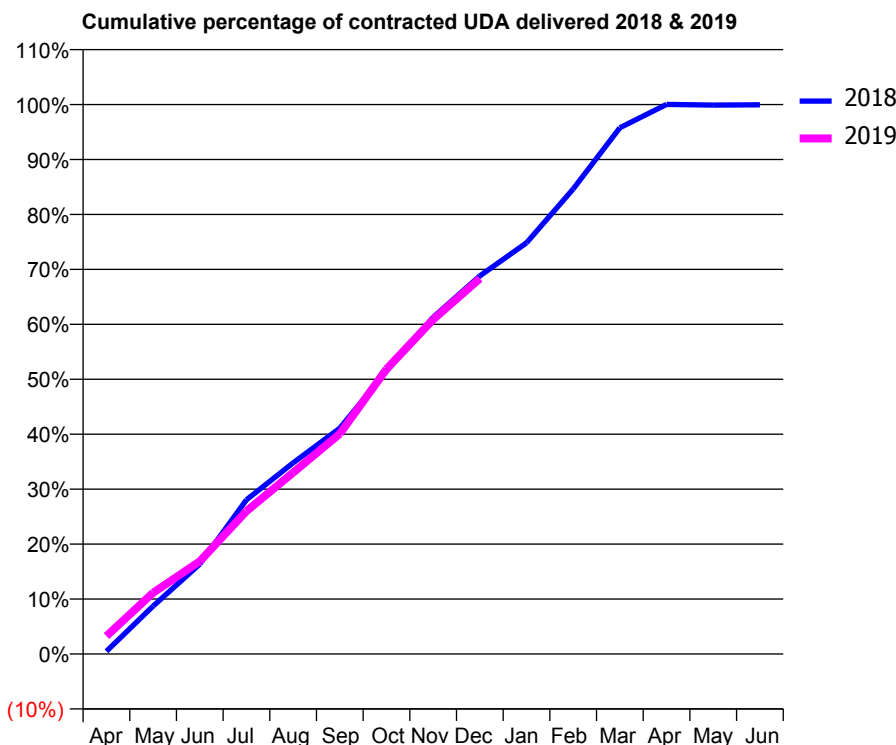
18/19 Contracted general activity (UDA)	21,656
Carry forward general activity (UDA)	10
18/19 Contracted orthodontic activity (UOA)	0
Carry forward orthodontic activity (UOA)	0
Baseline contract value	£547,807.14

ACCESS*

Patients seen in 24 months	Total	Change since previous quarter
Quarter ending December 2017	10,264	
Quarter ending March 2018	10,411	→
Quarter ending June 2018	10,275	↓
Quarter ending September 2018	10,308	→
Quarter ending December 2018	10,229	→
Variance since December 2017	(0.3%)	→



ACTIVITY



Month	Adjusted Scheduled Activity (UDA)	
	2018	2019
April	106	709
May	1,888	2,414
June	3,544	3,655
July	6,078	5,632
August	7,533	7,150
September	8,897	8,677
October	11,149	11,226
November	13,273	13,181
December	14,900	14,798
January	16,202	
February	18,326	
March	20,739	
April	21,659	
May	21,635	
June	21,646	

QUALITY

	Quantity	Base Number	Contract	AT	Region	England
% of FP17s for the same patient ID Re-attending within 3 months - Children	207	2,167	9.6%	11.6%	12.3%	11.8%
% of FP17s for the same patient ID Re-attending within 3 months - Adults	1,061	6,783	15.6%	14.8%	15.8%	15.6%
% of FP17s for the same patient ID Re-attending between 3 & 9 months - Children	1,200	2,167	55.4%	54.7%	60.1%	58.8%
% of FP17s for the same patient ID Re-attending between 3 & 9 months - Adults	2,663	6,783	39.3%	50.6%	53.3%	51.0%
% of FP17s for Band 1 Urgent Courses	937	7,439	12.6%	8.8%	9.0%	9.0%
% of FP17s Relating to Free Repair or Replacements	40	7,439	0.5%	1.2%	1.0%	0.8%
% of FP17s Relating to Continuations	84	7,439	1.1%	1.3%	1.0%	0.9%
% of Patients satisfied with the dentistry they have received	17	18	94.4%	94.3%	93.8%	93.2%
% of Patients satisfied with the time they had to wait for an appointment	16	18	88.9%	89.7%	89.4%	88.3%

* This is based on patients treated on this contract for their most recent course of treatment. Figures in italics indicate the base number of FP17s or Patient Questionnaire responses are less than 100. N/A is shown where the base number of responses is less than 10 during the period. % is calculated as Quantity/Base number*100

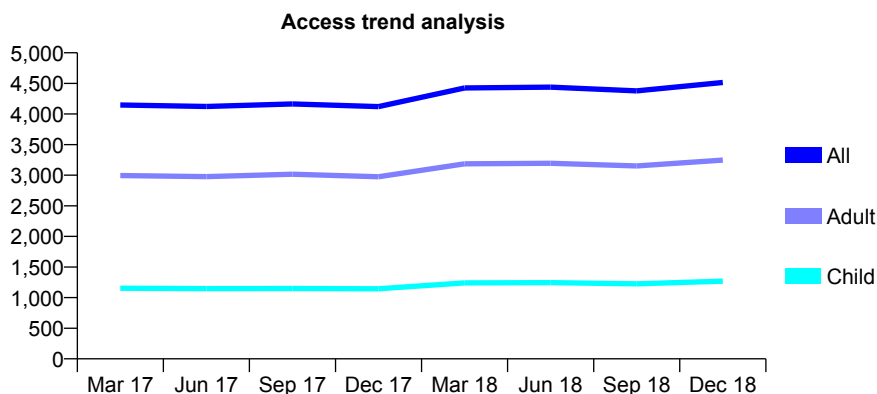
Q45 - Vital Signs At a Glance Contract Report for 171565/0001 - December 2018

Name or company name	Hardwick Dental Practice
Contract type name	GDS Contract
Purpose of contract	General and Orthodontic
Contract start date	01/05/2014
Contract end date	

18/19 Contracted general activity (UDA)	14,766
Carry forward general activity (UDA)	55
18/19 Contracted orthodontic activity (UOA)	0
Carry forward orthodontic activity (UOA)	0
Baseline contract value	£387,458.08

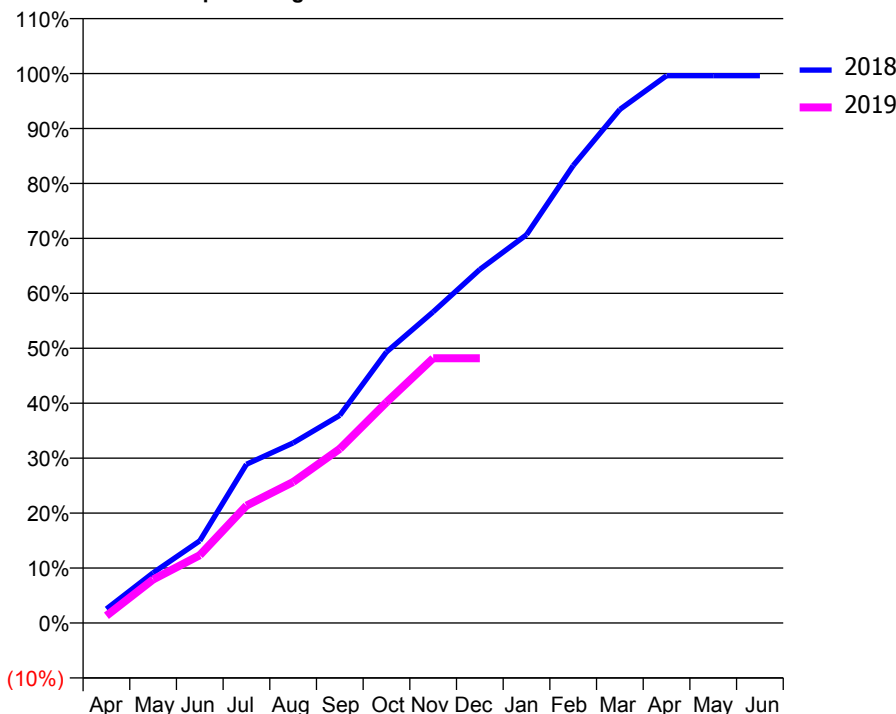
ACCESS*

Patients seen in 24 months	Total	Change since previous quarter
Quarter ending December 2017	4,120	
Quarter ending March 2018	4,426	↑
Quarter ending June 2018	4,440	→
Quarter ending September 2018	4,377	↓
Quarter ending December 2018	4,516	↑
Variance since December 2017	9.6%	↑



ACTIVITY

Cumulative percentage of contracted UDA delivered 2018 & 2019



Month	Adjusted Scheduled Activity (UDA)	
	2018	2019
April	351	196
May	1,258	1,170
June	2,061	1,821
July	3,976	3,154
August	4,512	3,788
September	5,203	4,681
October	6,790	5,932
November	7,797	7,113
December	8,856	7,113
January	9,727	
February	11,460	
March	12,866	
April	13,711	
May	13,711	
June	13,711	

QUALITY

	Quantity	Base Number	Contract	AT	Region	England
% of FP17s for the same patient ID Re-attending within 3 months - Children	57	902	6.3%	11.6%	12.3%	11.8%
% of FP17s for the same patient ID Re-attending within 3 months - Adults	403	2,469	16.3%	14.8%	15.8%	15.6%
% of FP17s for the same patient ID Re-attending between 3 & 9 months - Children	387	902	42.9%	54.7%	60.1%	58.8%
% of FP17s for the same patient ID Re-attending between 3 & 9 months - Adults	984	2,469	39.9%	50.6%	53.3%	51.0%
% of FP17s for Band 1 Urgent Courses	387	3,092	12.5%	8.8%	9.0%	9.0%
% of FP17s Relating to Free Repair or Replacements	32	3,092	1.0%	1.2%	1.0%	0.8%
% of FP17s Relating to Continuations	41	3,092	1.3%	1.3%	1.0%	0.9%
% of Patients satisfied with the dentistry they have received	4	4	N/A	94.3%	93.8%	93.2%
% of Patients satisfied with the time they had to wait for an appointment	3	4	N/A	89.7%	89.4%	88.3%

* This is based on patients treated on this contract for their most recent course of treatment. Figures in italics indicate the base number of FP17s or Patient Questionnaire responses are less than 100. N/A is shown where the base number of responses is less than 10 during the period. % is calculated as Quantity/Base number*100

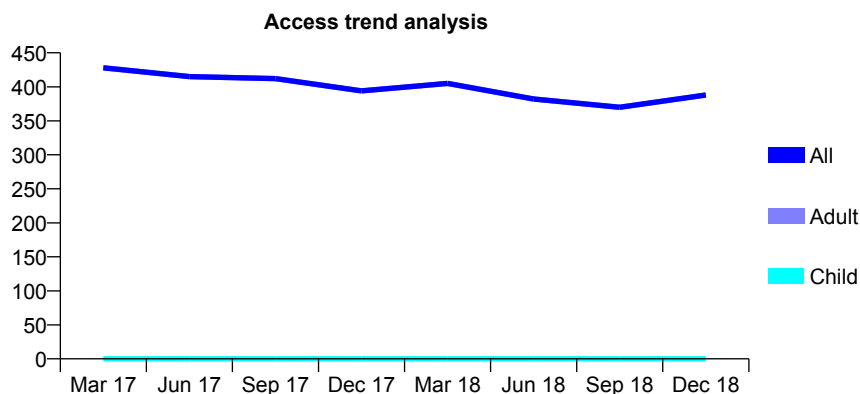
Q45 - Vital Signs At a Glance Contract Report for 171565/0002 - December 2018

Name or company name	Hardwick Dental Practice
Contract type name	PDS Contract
Purpose of contract	General
Contract start date	01/05/2014
Contract end date	31/03/2020

18/19 Contracted general activity (UDA)	1,464
Carry forward general activity (UDA)	0
18/19 Contracted orthodontic activity (UOA)	0
Carry forward orthodontic activity (UOA)	0
Baseline contract value	£46,936.09

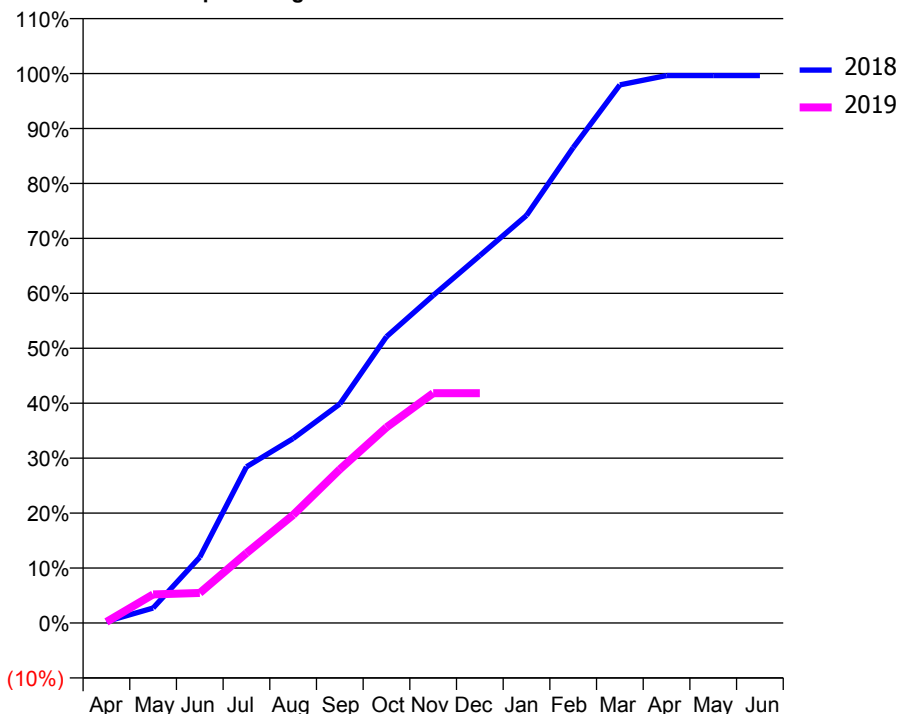
ACCESS*

Patients seen in 24 months	Total	Change since previous quarter
Quarter ending December 2017	394	
Quarter ending March 2018	405	↑
Quarter ending June 2018	382	↓
Quarter ending September 2018	370	↓
Quarter ending December 2018	388	↑
Variance since December 2017	(1.5%)	↓



ACTIVITY

Cumulative percentage of contracted UDA delivered 2018 & 2019



Month	Adjusted Scheduled Activity (UDA)	
	2018	2019
April	4	3
May	40	76
June	175	80
July	416	186
August	491	288
September	583	410
October	763	521
November	873	612
December	979	612
January	1,086	
February	1,267	
March	1,434	
April	1,459	
May	1,459	
June	1,459	

QUALITY

	Quantity	Base Number	Contract	AT	Region	England
% of FP17s for the same patient ID Re-attending within 3 months - Children	0	0	N/A	11.6%	12.3%	11.8%
% of FP17s for the same patient ID Re-attending within 3 months - Adults	20	210	9.5%	14.8%	15.8%	15.6%
% of FP17s for the same patient ID Re-attending between 3 & 9 months - Children	0	0	N/A	54.7%	60.1%	58.8%
% of FP17s for the same patient ID Re-attending between 3 & 9 months - Adults	39	210	18.6%	50.6%	53.3%	51.0%
% of FP17s for Band 1 Urgent Courses	33	207	15.9%	8.8%	9.0%	9.0%
% of FP17s Relating to Free Repair or Replacements	0	207	0.0%	1.2%	1.0%	0.8%
% of FP17s Relating to Continuations	1	207	0.5%	1.3%	1.0%	0.9%
% of Patients satisfied with the dentistry they have received	0	0	N/A	94.3%	93.8%	93.2%
% of Patients satisfied with the time they had to wait for an appointment	0	0	N/A	89.7%	89.4%	88.3%

* This is based on patients treated on this contract for their most recent course of treatment. Figures in italics indicate the base number of FP17s or Patient Questionnaire responses are less than 100. N/A is shown where the base number of responses is less than 10 during the period. % is calculated as Quantity/Base number*100

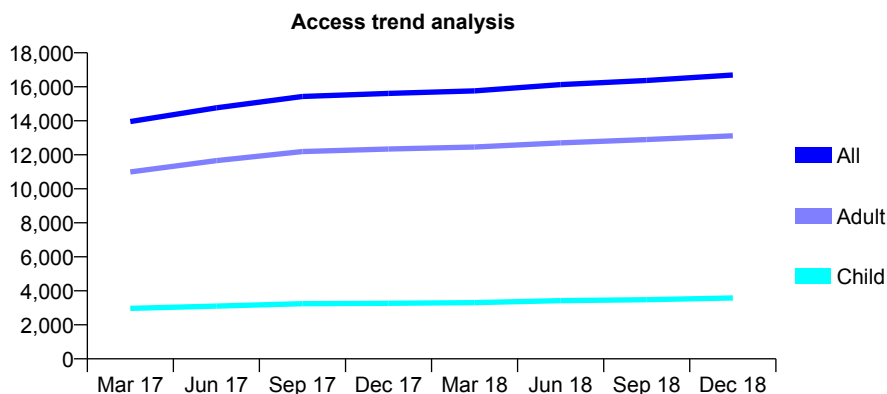
Q45 - Vital Signs At a Glance Contract Report for 172596/0001 - December 2018

Name or company name	Front Street Dental Practice Partnership
Contract type name	GDS Contract
Purpose of contract	General
Contract start date	01/11/2015
Contract end date	

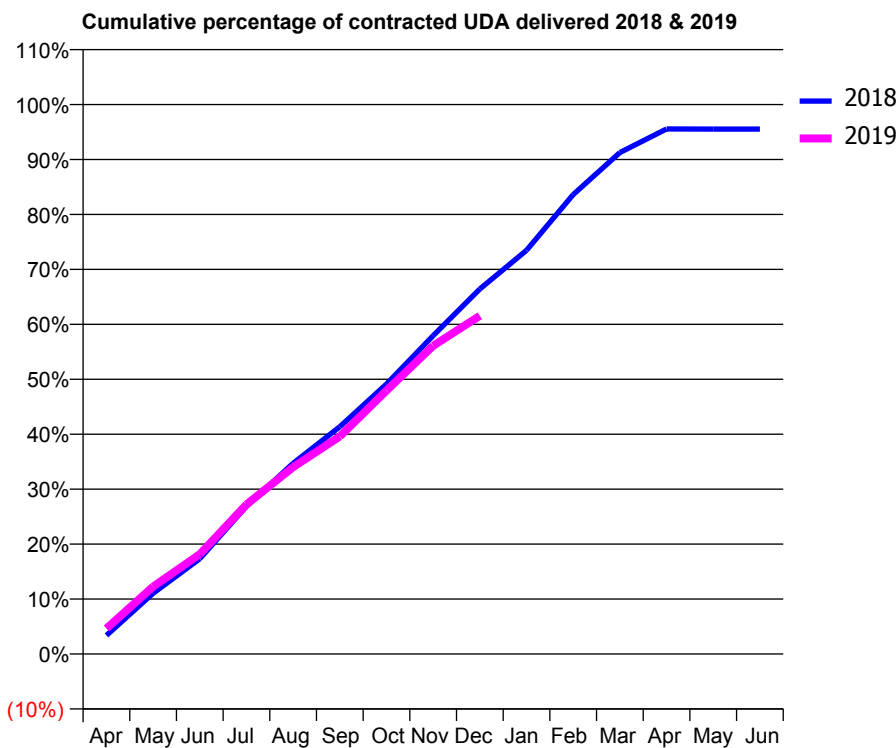
18/19 Contracted general activity (UDA)	50,056
Carry forward general activity (UDA)	0
18/19 Contracted orthodontic activity (UOA)	0
Carry forward orthodontic activity (UOA)	0
Baseline contract value	£1,585,731.95

ACCESS*

Patients seen in 24 months	Total	Change since previous quarter
Quarter ending December 2017	15,612	
Quarter ending March 2018	15,762	→
Quarter ending June 2018	16,128	↑
Quarter ending September 2018	16,375	→
Quarter ending December 2018	16,696	→
Variance since December 2017	6.9%	↑



ACTIVITY



Month	Adjusted Scheduled Activity (UDA)	
	2018	2019
April	1,475	2,321
May	4,803	6,145
June	7,539	9,094
July	11,678	13,624
August	15,088	17,021
September	17,980	19,822
October	21,349	24,001
November	25,176	28,074
December	28,868	30,812
January	31,930	
February	36,333	
March	39,652	
April	41,526	
May	41,511	
June	41,508	

QUALITY

	Quantity	Base Number	Contract	AT	Region	England
% of FP17s for the same patient ID Re-attending within 3 months - Children	159	3,778	4.2%	11.6%	12.3%	11.8%
% of FP17s for the same patient ID Re-attending within 3 months - Adults	1,563	13,051	12.0%	14.8%	15.8%	15.6%
% of FP17s for the same patient ID Re-attending between 3 & 9 months - Children	2,056	3,778	54.4%	54.7%	60.1%	58.8%
% of FP17s for the same patient ID Re-attending between 3 & 9 months - Adults	5,949	13,051	45.6%	50.6%	53.3%	51.0%
% of FP17s for Band 1 Urgent Courses	1,560	14,994	10.4%	8.8%	9.0%	9.0%
% of FP17s Relating to Free Repair or Replacements	186	14,994	1.2%	1.2%	1.0%	0.8%
% of FP17s Relating to Continuations	179	14,994	1.2%	1.3%	1.0%	0.9%
% of Patients satisfied with the dentistry they have received	11	12	91.7%	94.3%	93.8%	93.2%
% of Patients satisfied with the time they had to wait for an appointment	11	12	91.7%	89.7%	89.4%	88.3%

* This is based on patients treated on this contract for their most recent course of treatment. Figures in italics indicate the base number of FP17s or Patient Questionnaire responses are less than 100. N/A is shown where the base number of responses is less than 10 during the period. % is calculated as Quantity/Base number*100

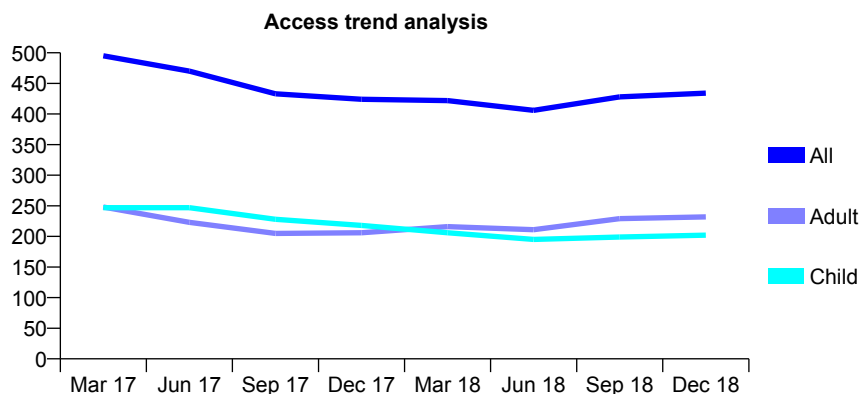
Q45 - Vital Signs At a Glance Contract Report for 174858/0001 - December 2018

Name or company name	Yarm Road Dental Practice
Contract type name	GDS Contract
Purpose of contract	General
Contract start date	01/01/2015
Contract end date	

18/19 Contracted general activity (UDA)	1,300
Carry forward general activity (UDA)	0
18/19 Contracted orthodontic activity (UOA)	0
Carry forward orthodontic activity (UOA)	0
Baseline contract value	£23,964.11

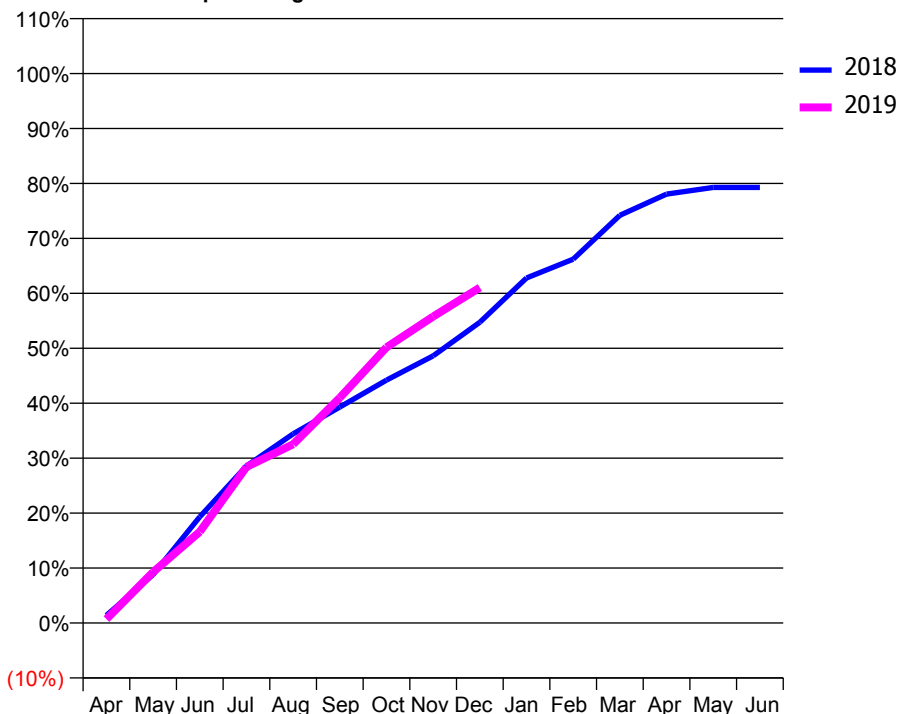
ACCESS*

Patients seen in 24 months	Total	Change since previous quarter
Quarter ending December 2017	424	
Quarter ending March 2018	422	→
Quarter ending June 2018	406	↓
Quarter ending September 2018	428	↑
Quarter ending December 2018	434	→
Variance since December 2017	2.4%	↑



ACTIVITY

Cumulative percentage of contracted UDA delivered 2018 & 2019



Month	Adjusted Scheduled Activity (UDA)	
	2018	2019
April	18	9
May	115	121
June	251	216
July	372	369
August	447	423
September	511	533
October	575	652
November	632	725
December	712	794
January	816	
February	861	
March	964	
April	1,015	
May	1,031	
June	1,031	

QUALITY

	Quantity	Base Number	Contract	AT	Region	England
% of FP17s for the same patient ID Re-attending within 3 months - Children	20	243	8.2%	11.6%	12.3%	11.8%
% of FP17s for the same patient ID Re-attending within 3 months - Adults	36	224	16.1%	14.8%	15.8%	15.6%
% of FP17s for the same patient ID Re-attending between 3 & 9 months - Children	159	243	65.4%	54.7%	60.1%	58.8%
% of FP17s for the same patient ID Re-attending between 3 & 9 months - Adults	105	224	46.9%	50.6%	53.3%	51.0%
% of FP17s for Band 1 Urgent Courses	34	439	7.7%	8.8%	9.0%	9.0%
% of FP17s Relating to Free Repair or Replacements	0	439	0.0%	1.2%	1.0%	0.8%
% of FP17s Relating to Continuations	1	439	0.2%	1.3%	1.0%	0.9%
% of Patients satisfied with the dentistry they have received	0	0	N/A	94.3%	93.8%	93.2%
% of Patients satisfied with the time they had to wait for an appointment	0	0	N/A	89.7%	89.4%	88.3%

* This is based on patients treated on this contract for their most recent course of treatment. Figures in italics indicate the base number of FP17s or Patient Questionnaire responses are less than 100. N/A is shown where the base number of responses is less than 10 during the period. % is calculated as Quantity/Base number*100

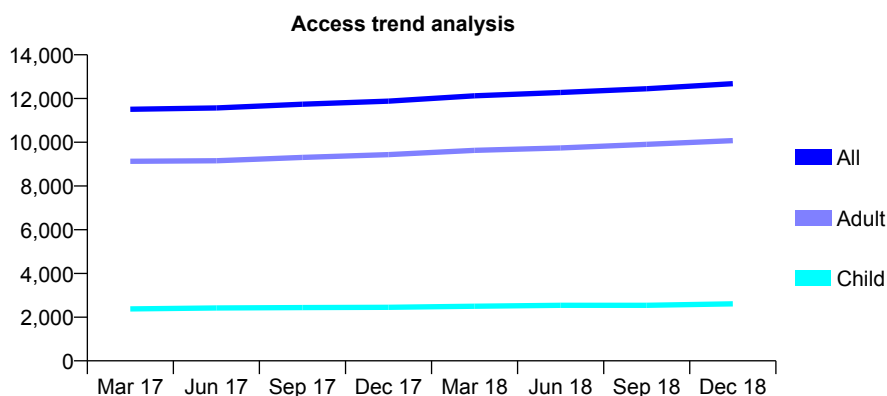
Q45 - Vital Signs At a Glance Contract Report for 176486/0001 - December 2018

Name or company name	Ridgway Dental Ltd.
Contract type name	GDS Contract
Purpose of contract	General
Contract start date	01/04/2009
Contract end date	

18/19 Contracted general activity (UDA)	35,659
Carry forward general activity (UDA)	0
18/19 Contracted orthodontic activity (UOA)	0
Carry forward orthodontic activity (UOA)	0
Baseline contract value	£933,200.57

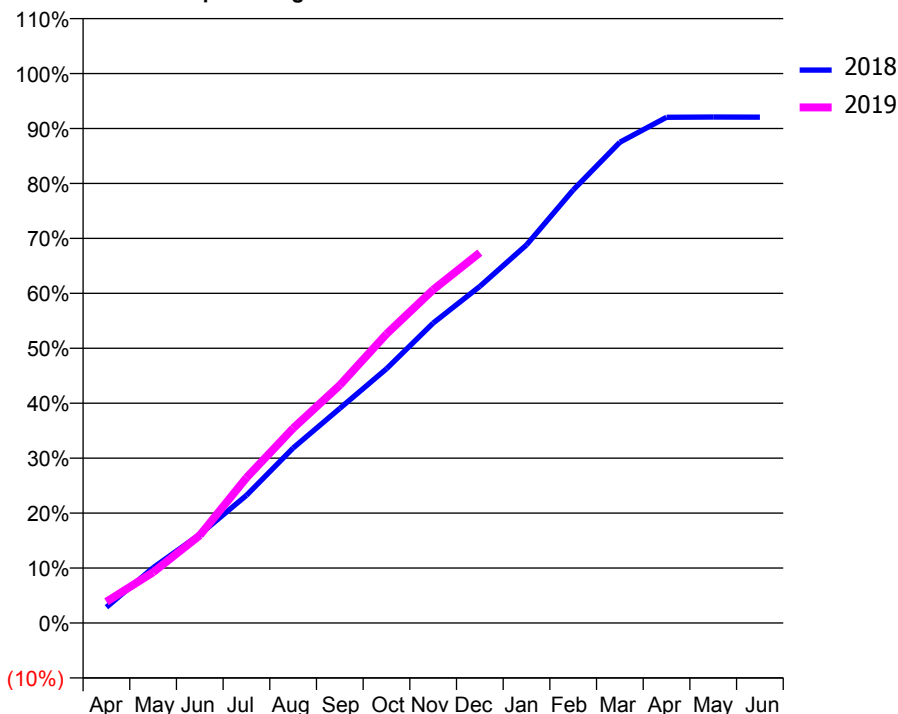
ACCESS*

Patients seen in 24 months	Total	Change since previous quarter
Quarter ending December 2017	11,880	
Quarter ending March 2018	12,122	↑
Quarter ending June 2018	12,277	→
Quarter ending September 2018	12,447	→
Quarter ending December 2018	12,681	→
Variance since December 2017	6.7%	↑



ACTIVITY

Cumulative percentage of contracted UDA delivered 2018 & 2019



Month	Adjusted Scheduled Activity (UDA)	
	2018	2019
April	1,025	1,377
May	3,588	3,291
June	5,749	5,689
July	8,283	9,429
August	11,356	12,638
September	13,929	15,436
October	16,495	18,759
November	19,466	21,629
December	21,849	24,038
January	24,539	
February	28,101	
March	31,202	
April	32,814	
May	32,834	
June	32,830	

QUALITY

	Quantity	Base Number	Contract	AT	Region	England
% of FP17s for the same patient ID Re-attending within 3 months - Children	145	2,481	5.8%	11.6%	12.3%	11.8%
% of FP17s for the same patient ID Re-attending within 3 months - Adults	1,251	9,974	12.5%	14.8%	15.8%	15.6%
% of FP17s for the same patient ID Re-attending between 3 & 9 months - Children	1,079	2,481	43.5%	54.7%	60.1%	58.8%
% of FP17s for the same patient ID Re-attending between 3 & 9 months - Adults	4,937	9,974	49.5%	50.6%	53.3%	51.0%
% of FP17s for Band 1 Urgent Courses	665	11,859	5.6%	8.8%	9.0%	9.0%
% of FP17s Relating to Free Repair or Replacements	119	11,859	1.0%	1.2%	1.0%	0.8%
% of FP17s Relating to Continuations	252	11,859	2.1%	1.3%	1.0%	0.9%
% of Patients satisfied with the dentistry they have received	12	12	100.0%	94.3%	93.8%	93.2%
% of Patients satisfied with the time they had to wait for an appointment	12	12	100.0%	89.7%	89.4%	88.3%

* This is based on patients treated on this contract for their most recent course of treatment. Figures in italics indicate the base number of FP17s or Patient Questionnaire responses are less than 100. N/A is shown where the base number of responses is less than 10 during the period. % is calculated as Quantity/Base number*100

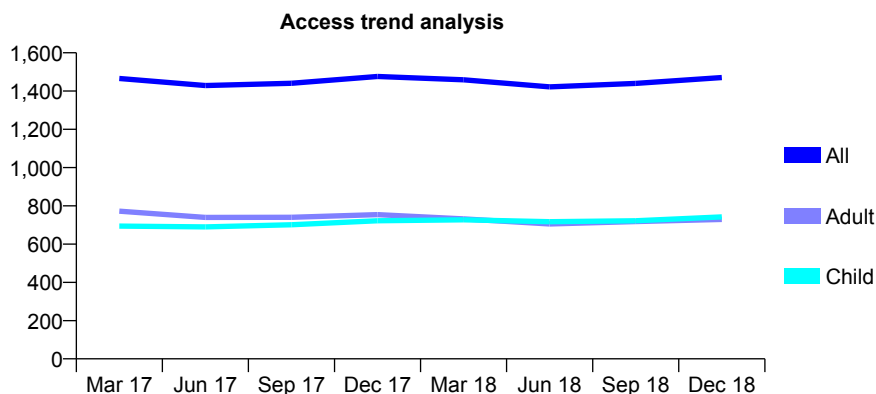
Q45 - Vital Signs At a Glance Contract Report for 176737/0001 - December 2018

Name or company name	Springs Dental Practice
Contract type name	GDS Contract
Purpose of contract	General
Contract start date	17/10/2013
Contract end date	

18/19 Contracted general activity (UDA)	5,000
Carry forward general activity (UDA)	-65
18/19 Contracted orthodontic activity (UOA)	0
Carry forward orthodontic activity (UOA)	0
Baseline contract value	£108,766.37

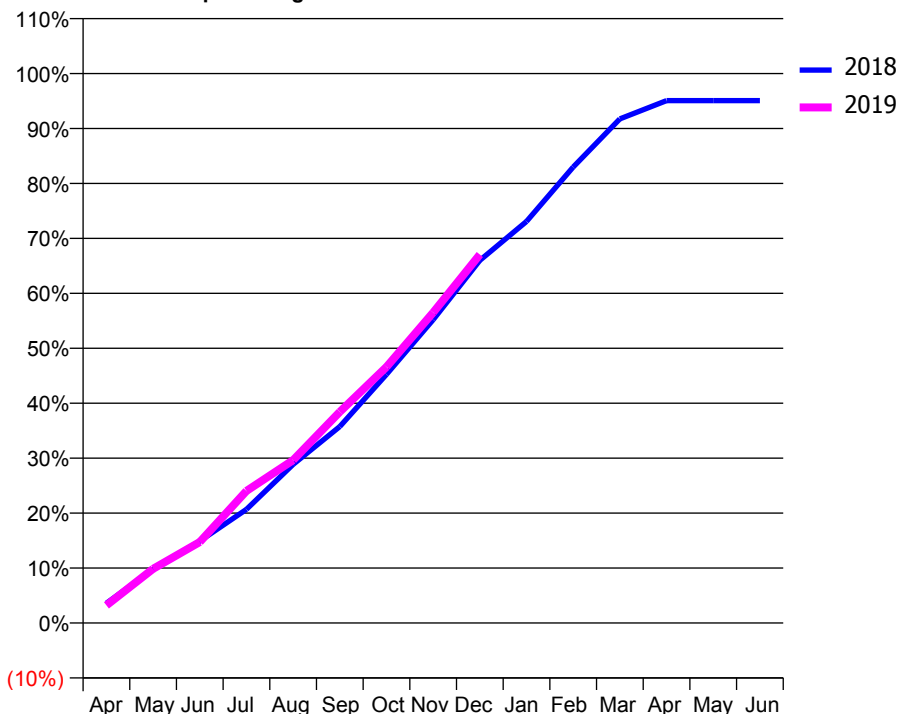
ACCESS*

Patients seen in 24 months	Total	Change since previous quarter
Quarter ending December 2017	1,476	
Quarter ending March 2018	1,459	↓
Quarter ending June 2018	1,422	↓
Quarter ending September 2018	1,440	→
Quarter ending December 2018	1,471	↑
Variance since December 2017	(0.3%)	→



ACTIVITY

Cumulative percentage of contracted UDA delivered 2018 & 2019



Adjusted Scheduled Activity (UDA)		
Month	2018	2019
April	180	160
May	488	493
June	745	737
July	1,034	1,202
August	1,443	1,482
September	1,788	1,921
October	2,262	2,331
November	2,760	2,825
December	3,300	3,353
January	3,653	
February	4,149	
March	4,587	
April	4,753	
May	4,753	
June	4,753	

QUALITY

	Quantity	Base Number	Contract	AT	Region	England
% of FP17s for the same patient ID Re-attending within 3 months - Children	76	782	9.7%	11.6%	12.3%	11.8%
% of FP17s for the same patient ID Re-attending within 3 months - Adults	119	593	20.1%	14.8%	15.8%	15.6%
% of FP17s for the same patient ID Re-attending between 3 & 9 months - Children	420	782	53.7%	54.7%	60.1%	58.8%
% of FP17s for the same patient ID Re-attending between 3 & 9 months - Adults	235	593	39.6%	50.6%	53.3%	51.0%
% of FP17s for Band 1 Urgent Courses	117	1,314	8.9%	8.8%	9.0%	9.0%
% of FP17s Relating to Free Repair or Replacements	0	1,314	0.0%	1.2%	1.0%	0.8%
% of FP17s Relating to Continuations	1	1,314	0.1%	1.3%	1.0%	0.9%
% of Patients satisfied with the dentistry they have received	0	1	N/A	94.3%	93.8%	93.2%
% of Patients satisfied with the time they had to wait for an appointment	0	1	N/A	89.7%	89.4%	88.3%

* This is based on patients treated on this contract for their most recent course of treatment. Figures in italics indicate the base number of FP17s or Patient Questionnaire responses are less than 100. N/A is shown where the base number of responses is less than 10 during the period. % is calculated as Quantity/Base number*100

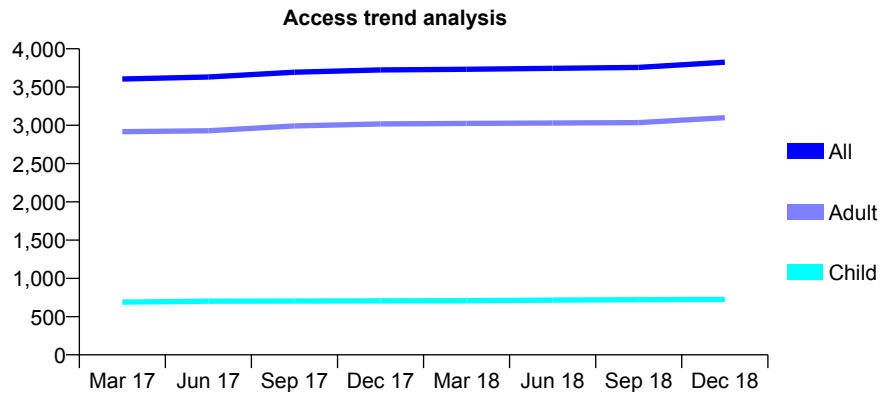
Q45 - Vital Signs At a Glance Contract Report for 177229/0001 - December 2018

Name or company name	Bishop Auckland Partnership
Contract type name	GDS Contract
Purpose of contract	General
Contract start date	01/07/2013
Contract end date	

18/19 Contracted general activity (UDA)	13,273
Carry forward general activity (UDA)	527
18/19 Contracted orthodontic activity (UOA)	0
Carry forward orthodontic activity (UOA)	0
Baseline contract value	£310,577.72

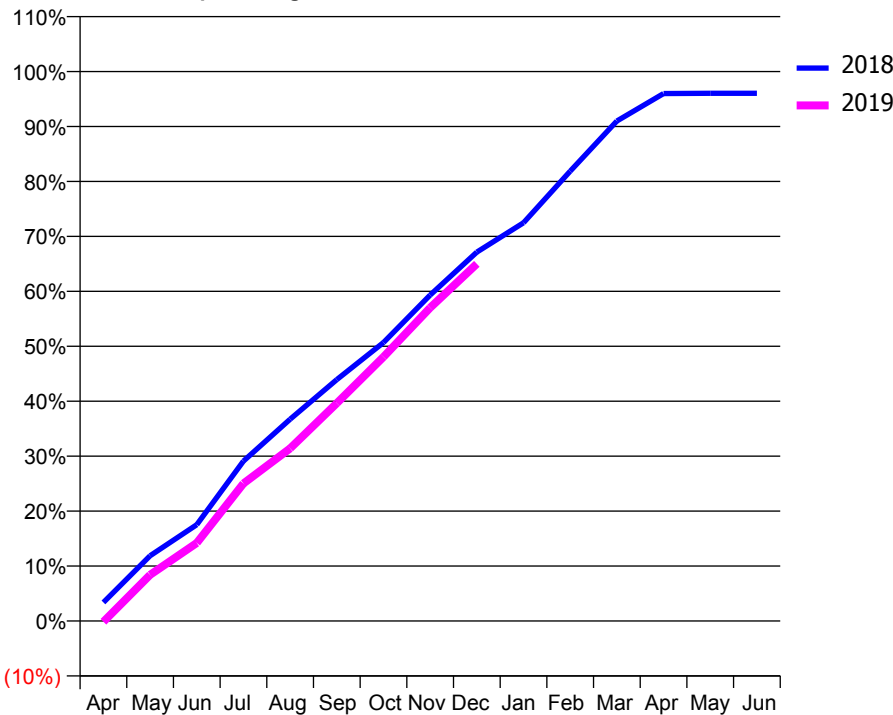
ACCESS*

Patients seen in 24 months	Total	Change since previous quarter
Quarter ending December 2017	3,723	
Quarter ending March 2018	3,732	→
Quarter ending June 2018	3,745	→
Quarter ending September 2018	3,756	→
Quarter ending December 2018	3,825	→
Variance since December 2017	2.7%	↑



ACTIVITY

Cumulative percentage of contracted UDA delivered 2018 & 2019



Month	Adjusted Scheduled Activity (UDA)	
	2018	2019
April	449	-19
May	1,576	1,115
June	2,328	1,885
July	3,865	3,324
August	4,875	4,171
September	5,831	5,261
October	6,726	6,378
November	7,874	7,568
December	8,911	8,626
January	9,619	
February	10,867	
March	12,077	
April	12,742	
May	12,747	
June	12,746	

QUALITY

	Quantity	Base Number	Contract	AT	Region	England
% of FP17s for the same patient ID Re-attending within 3 months - Children	85	856	9.9%	11.6%	12.3%	11.8%
% of FP17s for the same patient ID Re-attending within 3 months - Adults	715	3,632	19.7%	14.8%	15.8%	15.6%
% of FP17s for the same patient ID Re-attending between 3 & 9 months - Children	505	856	59.0%	54.7%	60.1%	58.8%
% of FP17s for the same patient ID Re-attending between 3 & 9 months - Adults	1,938	3,632	53.4%	50.6%	53.3%	51.0%
% of FP17s for Band 1 Urgent Courses	529	4,113	12.9%	8.8%	9.0%	9.0%
% of FP17s Relating to Free Repair or Replacements	55	4,113	1.3%	1.2%	1.0%	0.8%
% of FP17s Relating to Continuations	67	4,113	1.6%	1.3%	1.0%	0.9%
% of Patients satisfied with the dentistry they have received	3	3	N/A	94.3%	93.8%	93.2%
% of Patients satisfied with the time they had to wait for an appointment	3	3	N/A	89.7%	89.4%	88.3%

* This is based on patients treated on this contract for their most recent course of treatment. Figures in italics indicate the base number of FP17s or Patient Questionnaire responses are less than 100. N/A is shown where the base number of responses is less than 10 during the period. % is calculated as Quantity/Base number*100

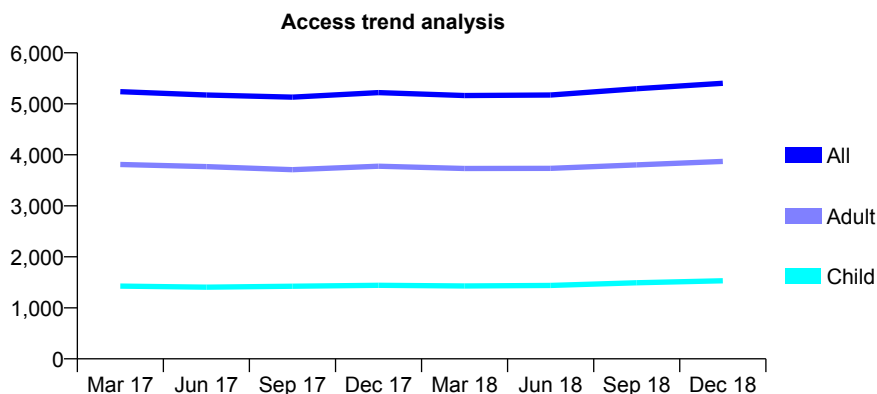
Q45 - Vital Signs At a Glance Contract Report for 177334/0001 - December 2018

Name or company name	Ingleby Meadow Dental Practice Partnershi
Contract type name	GDS Contract
Purpose of contract	General
Contract start date	04/03/2015
Contract end date	

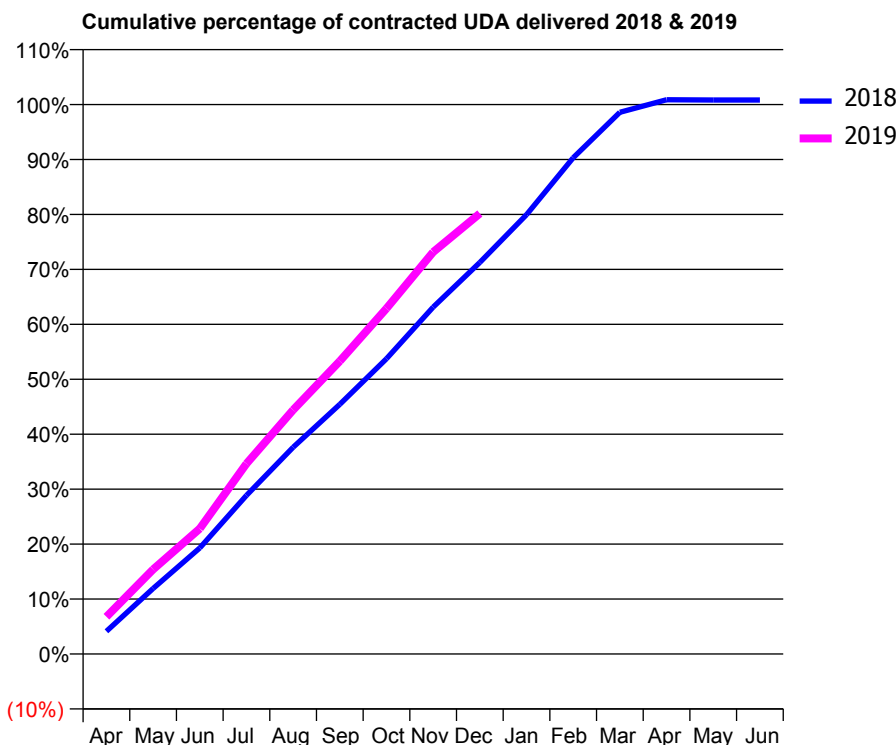
18/19 Contracted general activity (UDA)	14,808
Carry forward general activity (UDA)	-122
18/19 Contracted orthodontic activity (UOA)	0
Carry forward orthodontic activity (UOA)	0
Baseline contract value	£393,370.54

ACCESS*

Patients seen in 24 months	Total	Change since previous quarter
Quarter ending December 2017	5,220	
Quarter ending March 2018	5,162	↓
Quarter ending June 2018	5,173	→
Quarter ending September 2018	5,295	↑
Quarter ending December 2018	5,403	↑
Variance since December 2017	3.5%	↑



ACTIVITY



Month	Adjusted Scheduled Activity (UDA)	
	2018	2019
April	613	1,004
May	1,767	2,280
June	2,858	3,379
July	4,275	5,130
August	5,571	6,579
September	6,730	7,893
October	7,956	9,312
November	9,350	10,832
December	10,553	11,872
January	11,838	
February	13,372	
March	14,598	
April	14,936	
May	14,930	
June	14,930	

QUALITY

	Quantity	Base Number	Contract	AT	Region	England
% of FP17s for the same patient ID Re-attending within 3 months - Children	95	1,808	5.3%	11.6%	12.3%	11.8%
% of FP17s for the same patient ID Re-attending within 3 months - Adults	551	4,197	13.1%	14.8%	15.8%	15.6%
% of FP17s for the same patient ID Re-attending between 3 & 9 months - Children	1,087	1,808	60.1%	54.7%	60.1%	58.8%
% of FP17s for the same patient ID Re-attending between 3 & 9 months - Adults	2,156	4,197	51.4%	50.6%	53.3%	51.0%
% of FP17s for Band 1 Urgent Courses	438	5,819	7.5%	8.8%	9.0%	9.0%
% of FP17s Relating to Free Repair or Replacements	78	5,819	1.3%	1.2%	1.0%	0.8%
% of FP17s Relating to Continuations	73	5,819	1.3%	1.3%	1.0%	0.9%
% of Patients satisfied with the dentistry they have received	4	4	N/A	94.3%	93.8%	93.2%
% of Patients satisfied with the time they had to wait for an appointment	4	4	N/A	89.7%	89.4%	88.3%

* This is based on patients treated on this contract for their most recent course of treatment. Figures in italics indicate the base number of FP17s or Patient Questionnaire responses are less than 100. N/A is shown where the base number of responses is less than 10 during the period. % is calculated as Quantity/Base number*100

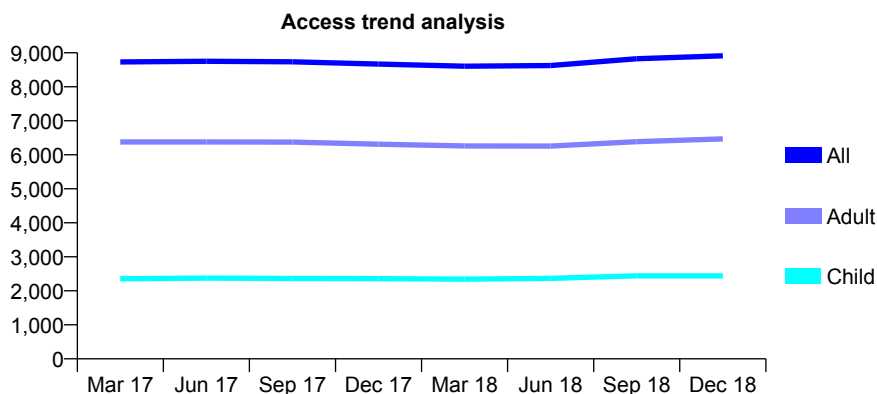
Q45 - Vital Signs At a Glance Contract Report for 179523/0002 - December 2018

Name or company name	Jeyarajan Dental Care Ltd.
Contract type name	GDS Contract
Purpose of contract	General
Contract start date	01/04/2009
Contract end date	

18/19 Contracted general activity (UDA)	24,500
Carry forward general activity (UDA)	-490
18/19 Contracted orthodontic activity (UOA)	0
Carry forward orthodontic activity (UOA)	0
Baseline contract value	£722,290.30

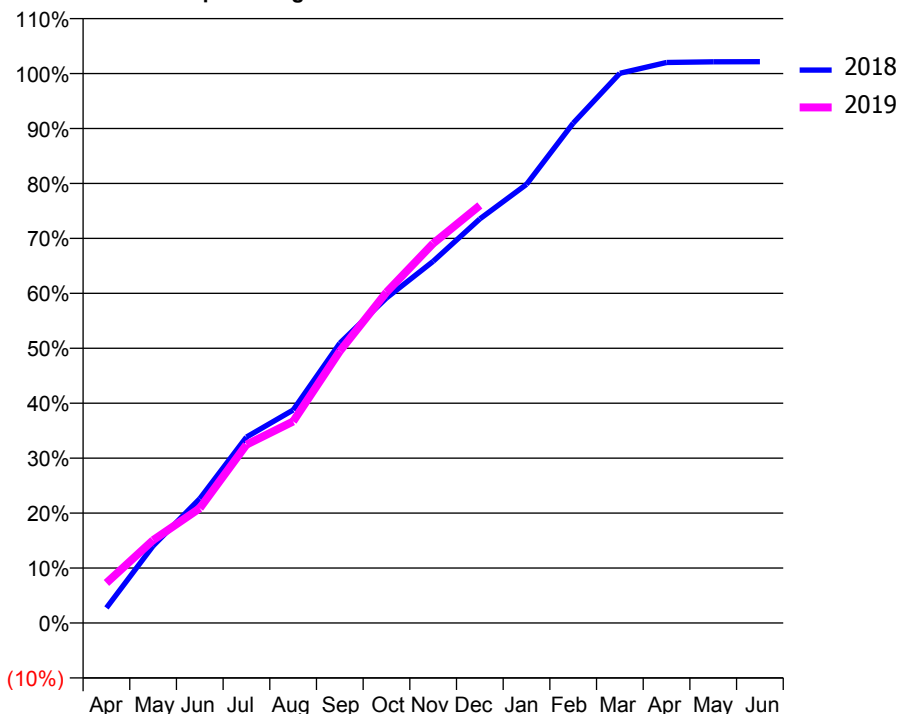
ACCESS*

Patients seen in 24 months	Total	Change since previous quarter
Quarter ending December 2017	8,670	
Quarter ending March 2018	8,606	→
Quarter ending June 2018	8,626	→
Quarter ending September 2018	8,827	↑
Quarter ending December 2018	8,911	→
Variance since December 2017	2.8%	↑



ACTIVITY

Cumulative percentage of contracted UDA delivered 2018 & 2019



Month	Adjusted Scheduled Activity (UDA)	
	2018	2019
April	672	1,785
May	3,438	3,698
June	5,546	5,119
July	8,293	7,953
August	9,496	8,984
September	12,478	12,119
October	14,494	14,749
November	16,125	16,922
December	18,020	18,620
January	19,560	
February	22,288	
March	24,510	
April	24,994	
May	25,022	
June	25,025	

QUALITY

	Quantity	Base Number	Contract	AT	Region	England
% of FP17s for the same patient ID Re-attending within 3 months - Children	138	2,099	6.6%	11.6%	12.3%	11.8%
% of FP17s for the same patient ID Re-attending within 3 months - Adults	778	5,748	13.5%	14.8%	15.8%	15.6%
% of FP17s for the same patient ID Re-attending between 3 & 9 months - Children	831	2,099	39.6%	54.7%	60.1%	58.8%
% of FP17s for the same patient ID Re-attending between 3 & 9 months - Adults	2,550	5,748	44.4%	50.6%	53.3%	51.0%
% of FP17s for Band 1 Urgent Courses	846	7,653	11.1%	8.8%	9.0%	9.0%
% of FP17s Relating to Free Repair or Replacements	101	7,653	1.3%	1.2%	1.0%	0.8%
% of FP17s Relating to Continuations	45	7,653	0.6%	1.3%	1.0%	0.9%
% of Patients satisfied with the dentistry they have received	2	2	N/A	94.3%	93.8%	93.2%
% of Patients satisfied with the time they had to wait for an appointment	2	2	N/A	89.7%	89.4%	88.3%

* This is based on patients treated on this contract for their most recent course of treatment. Figures in italics indicate the base number of FP17s or Patient Questionnaire responses are less than 100. N/A is shown where the base number of responses is less than 10 during the period. % is calculated as Quantity/Base number*100

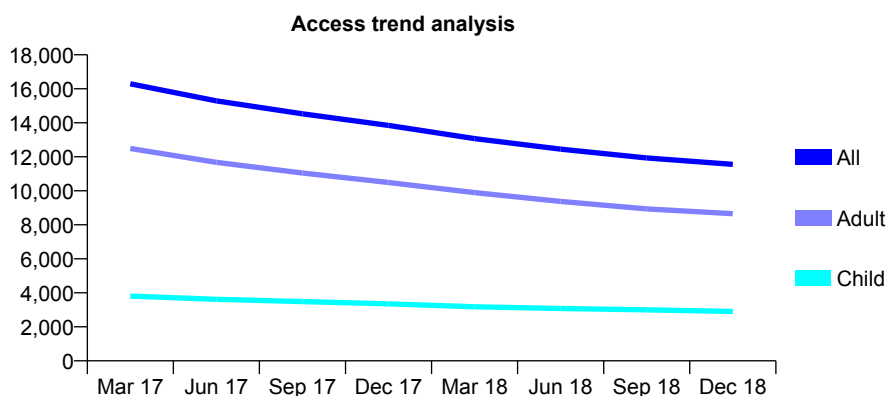
Q45 - Vital Signs At a Glance Contract Report for 186007/0001 - December 2018

Name or company name	Hartlepool Dental Practice Partnership
Contract type name	GDS Contract
Purpose of contract	General
Contract start date	01/04/2014
Contract end date	

18/19 Contracted general activity (UDA)	45,000
Carry forward general activity (UDA)	0
18/19 Contracted orthodontic activity (UOA)	0
Carry forward orthodontic activity (UOA)	0
Baseline contract value	£1,043,359.32

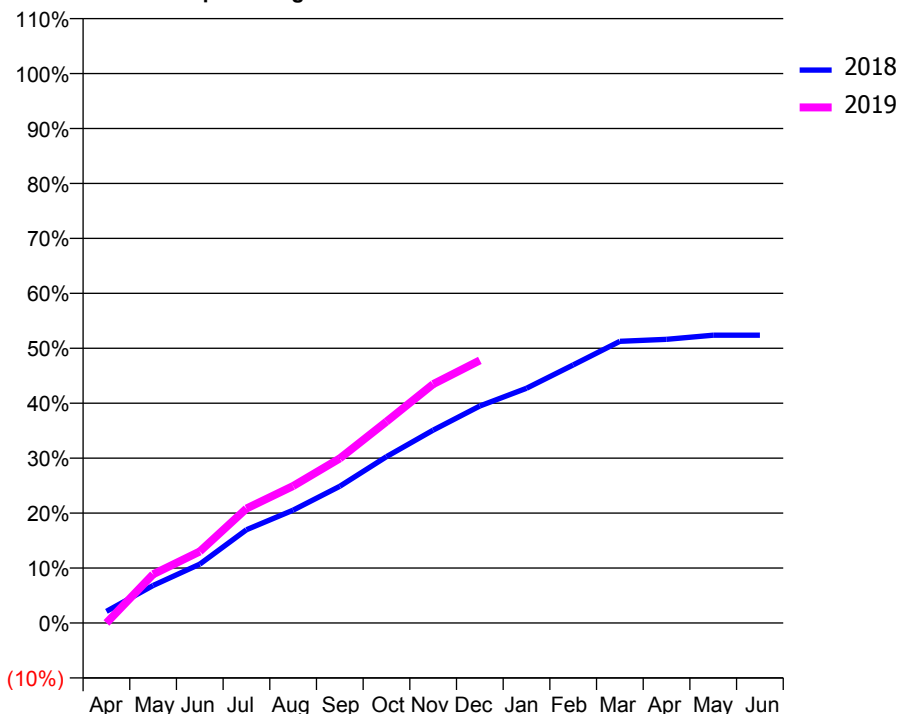
ACCESS*

Patients seen in 24 months	Total	Change since previous quarter
Quarter ending December 2017	13,847	
Quarter ending March 2018	13,073	↓
Quarter ending June 2018	12,450	↓
Quarter ending September 2018	11,936	↓
Quarter ending December 2018	11,559	↓
Variance since December 2017	(16.5%)	↓



ACTIVITY

Cumulative percentage of contracted UDA delivered 2018 & 2019



Month	Adjusted Scheduled Activity (UDA)	
	2018	2019
April	1,293	0
May	4,137	3,989
June	6,492	5,862
July	10,278	9,374
August	12,453	11,225
September	15,073	13,480
October	18,339	16,496
November	21,263	19,559
December	23,924	21,502
January	25,886	
February	28,453	
March	31,066	
April	31,278	
May	31,736	
June	31,732	

QUALITY

	Quantity	Base Number	Contract	AT	Region	England
% of FP17s for the same patient ID Re-attending within 3 months - Children	54	2,114	2.6%	11.6%	12.3%	11.8%
% of FP17s for the same patient ID Re-attending within 3 months - Adults	468	6,391	7.3%	14.8%	15.8%	15.6%
% of FP17s for the same patient ID Re-attending between 3 & 9 months - Children	548	2,114	25.9%	54.7%	60.1%	58.8%
% of FP17s for the same patient ID Re-attending between 3 & 9 months - Adults	2,418	6,391	37.8%	50.6%	53.3%	51.0%
% of FP17s for Band 1 Urgent Courses	227	8,246	2.8%	8.8%	9.0%	9.0%
% of FP17s Relating to Free Repair or Replacements	30	8,246	0.4%	1.2%	1.0%	0.8%
% of FP17s Relating to Continuations	80	8,246	1.0%	1.3%	1.0%	0.9%
% of Patients satisfied with the dentistry they have received	2	2	N/A	94.3%	93.8%	93.2%
% of Patients satisfied with the time they had to wait for an appointment	2	2	N/A	89.7%	89.4%	88.3%

* This is based on patients treated on this contract for their most recent course of treatment. Figures in italics indicate the base number of FP17s or Patient Questionnaire responses are less than 100. N/A is shown where the base number of responses is less than 10 during the period. % is calculated as Quantity/Base number*100

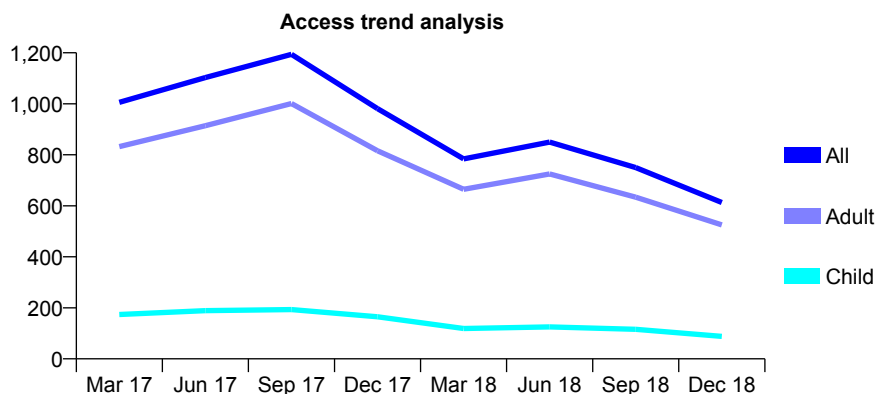
Q45 - Vital Signs At a Glance Contract Report for 192589/0001 - December 2018

Name or company name	Novident Dental Practice
Contract type name	GDS Contract
Purpose of contract	General
Contract start date	01/11/2014
Contract end date	

18/19 Contracted general activity (UDA)	2,900
Carry forward general activity (UDA)	0
18/19 Contracted orthodontic activity (UOA)	0
Carry forward orthodontic activity (UOA)	0
Baseline contract value	£64,033.55

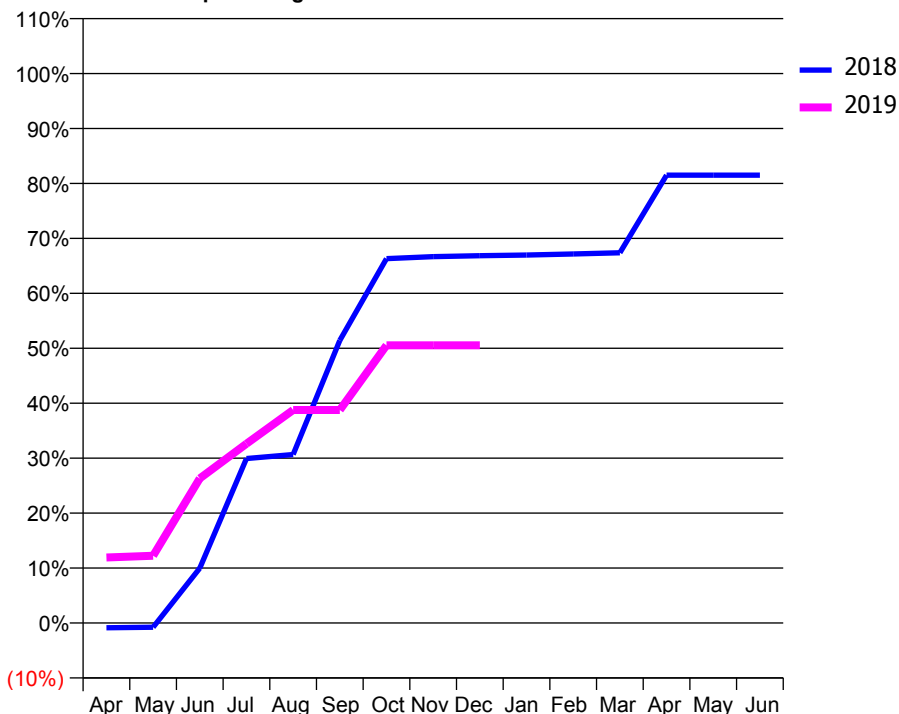
ACCESS*

Patients seen in 24 months	Total	Change since previous quarter
Quarter ending December 2017	981	
Quarter ending March 2018	784	↓
Quarter ending June 2018	850	↑
Quarter ending September 2018	750	↓
Quarter ending December 2018	613	↓
Variance since December 2017	(37.5%)	↓



ACTIVITY

Cumulative percentage of contracted UDA delivered 2018 & 2019



Month	Adjusted Scheduled Activity (UDA)	
	2018	2019
April	-31	346
May	-28	355
June	350	763
July	1,048	946
August	1,073	1,124
September	1,800	1,124
October	2,321	1,465
November	2,334	1,465
December	2,340	1,465
January	2,344	
February	2,351	
March	2,358	
April	2,852	
May	2,852	
June	2,852	

QUALITY

	Quantity	Base Number	Contract	AT	Region	England
% of FP17s for the same patient ID Re-attending within 3 months - Children	0	111	0.0%	11.6%	12.3%	11.8%
% of FP17s for the same patient ID Re-attending within 3 months - Adults	9	558	1.6%	14.8%	15.8%	15.6%
% of FP17s for the same patient ID Re-attending between 3 & 9 months - Children	8	111	7.2%	54.7%	60.1%	58.8%
% of FP17s for the same patient ID Re-attending between 3 & 9 months - Adults	45	558	8.1%	50.6%	53.3%	51.0%
% of FP17s for Band 1 Urgent Courses	6	545	1.1%	8.8%	9.0%	9.0%
% of FP17s Relating to Free Repair or Replacements	5	545	0.9%	1.2%	1.0%	0.8%
% of FP17s Relating to Continuations	2	545	0.4%	1.3%	1.0%	0.9%
% of Patients satisfied with the dentistry they have received	0	0	N/A	94.3%	93.8%	93.2%
% of Patients satisfied with the time they had to wait for an appointment	0	0	N/A	89.7%	89.4%	88.3%

* This is based on patients treated on this contract for their most recent course of treatment. Figures in italics indicate the base number of FP17s or Patient Questionnaire responses are less than 100. N/A is shown where the base number of responses is less than 10 during the period. % is calculated as Quantity/Base number*100

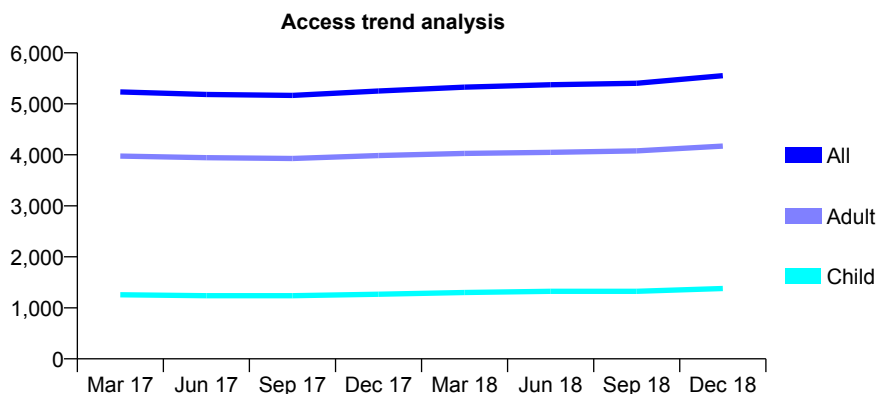
Q45 - Vital Signs At a Glance Contract Report for 193771/0001 - December 2018

Name or company name	Thornaby Dental Centre
Contract type name	GDS Contract
Purpose of contract	General
Contract start date	01/01/2015
Contract end date	

18/19 Contracted general activity (UDA)	20,325
Carry forward general activity (UDA)	-213
18/19 Contracted orthodontic activity (UOA)	0
Carry forward orthodontic activity (UOA)	0
Baseline contract value	£451,050.54

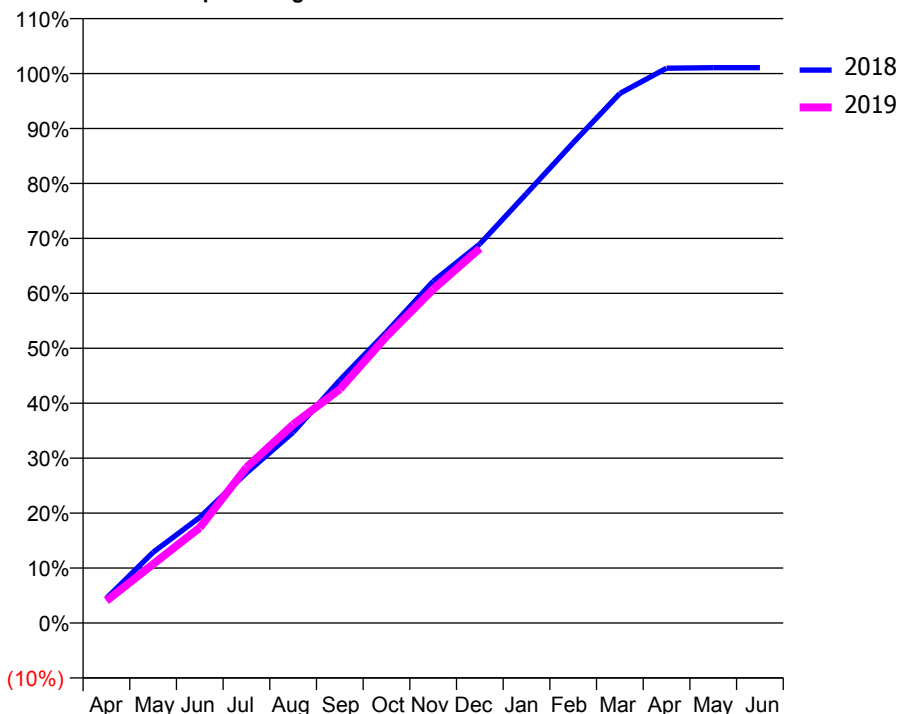
ACCESS*

Patients seen in 24 months	Total	Change since previous quarter
Quarter ending December 2017	5,252	
Quarter ending March 2018	5,327	→
Quarter ending June 2018	5,373	→
Quarter ending September 2018	5,402	→
Quarter ending December 2018	5,552	↑
Variance since December 2017	5.7%	↑



ACTIVITY

Cumulative percentage of contracted UDA delivered 2018 & 2019



Month	Adjusted Scheduled Activity (UDA)	
	2018	2019
April	914	820
May	2,617	2,179
June	3,910	3,530
July	5,553	5,754
August	7,058	7,342
September	8,986	8,648
October	10,767	10,600
November	12,638	12,343
December	14,019	13,857
January	15,883	
February	17,765	
March	19,586	
April	20,523	
May	20,538	
June	20,538	

QUALITY

	Quantity	Base Number	Contract	AT	Region	England
% of FP17s for the same patient ID Re-attending within 3 months - Children	61	1,580	3.9%	11.6%	12.3%	11.8%
% of FP17s for the same patient ID Re-attending within 3 months - Adults	492	4,793	10.3%	14.8%	15.8%	15.6%
% of FP17s for the same patient ID Re-attending between 3 & 9 months - Children	1,038	1,580	65.7%	54.7%	60.1%	58.8%
% of FP17s for the same patient ID Re-attending between 3 & 9 months - Adults	2,978	4,793	62.1%	50.6%	53.3%	51.0%
% of FP17s for Band 1 Urgent Courses	163	6,001	2.7%	8.8%	9.0%	9.0%
% of FP17s Relating to Free Repair or Replacements	60	6,001	1.0%	1.2%	1.0%	0.8%
% of FP17s Relating to Continuations	128	6,001	2.1%	1.3%	1.0%	0.9%
% of Patients satisfied with the dentistry they have received	4	4	N/A	94.3%	93.8%	93.2%
% of Patients satisfied with the time they had to wait for an appointment	4	4	N/A	89.7%	89.4%	88.3%

* This is based on patients treated on this contract for their most recent course of treatment. Figures in italics indicate the base number of FP17s or Patient Questionnaire responses are less than 100. N/A is shown where the base number of responses is less than 10 during the period. % is calculated as Quantity/Base number*100

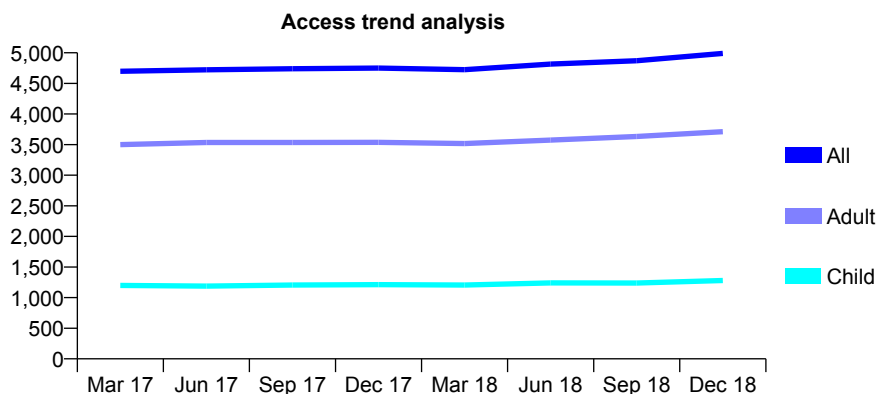
Q45 - Vital Signs At a Glance Contract Report for 194344/0001 - December 2018

Name or company name	N & N Dental Group
Contract type name	GDS Contract
Purpose of contract	General
Contract start date	02/04/2013
Contract end date	

18/19 Contracted general activity (UDA)	13,000
Carry forward general activity (UDA)	0
18/19 Contracted orthodontic activity (UOA)	0
Carry forward orthodontic activity (UOA)	0
Baseline contract value	£416,183.55

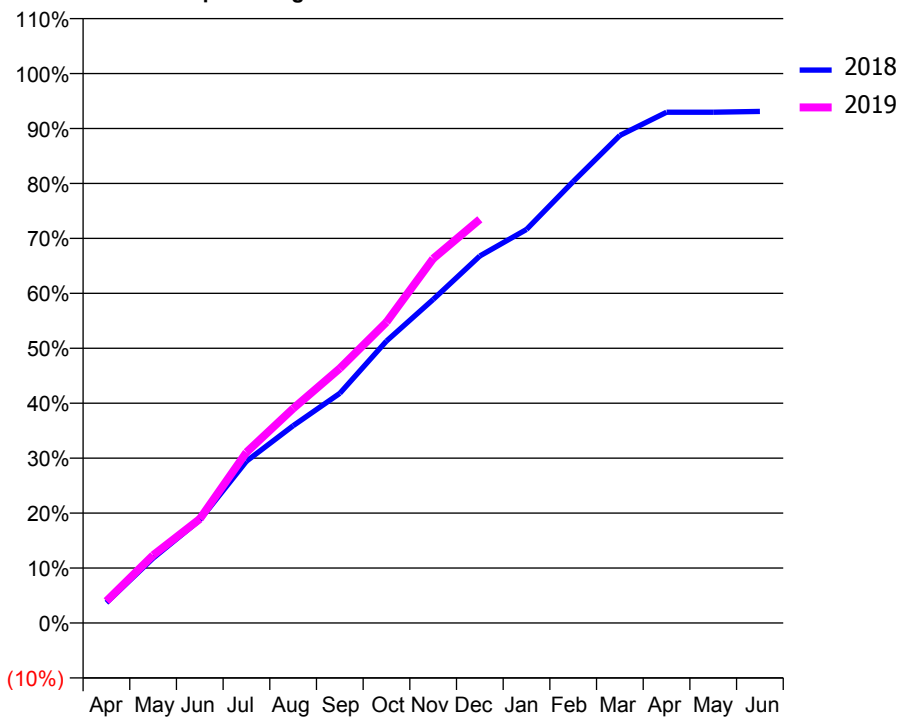
ACCESS*

Patients seen in 24 months	Total	Change since previous quarter
Quarter ending December 2017	4,750	
Quarter ending March 2018	4,724	→
Quarter ending June 2018	4,815	→
Quarter ending September 2018	4,870	→
Quarter ending December 2018	4,991	↑
Variance since December 2017	5.1%	↑



ACTIVITY

Cumulative percentage of contracted UDA delivered 2018 & 2019



Adjusted Scheduled Activity (UDA)

Month	2018	2019
April	481	518
May	1,535	1,605
June	2,436	2,461
July	3,828	4,039
August	4,667	5,075
September	5,434	6,024
October	6,670	7,119
November	7,653	8,620
December	8,682	9,552
January	9,312	
February	10,442	
March	11,535	
April	12,083	
May	12,083	
June	12,104	

QUALITY

	Quantity	Base Number	Contract	AT	Region	England
% of FP17s for the same patient ID Re-attending within 3 months - Children	72	1,203	6.0%	11.6%	12.3%	11.8%
% of FP17s for the same patient ID Re-attending within 3 months - Adults	470	3,257	14.4%	14.8%	15.8%	15.6%
% of FP17s for the same patient ID Re-attending between 3 & 9 months - Children	555	1,203	46.1%	54.7%	60.1%	58.8%
% of FP17s for the same patient ID Re-attending between 3 & 9 months - Adults	1,341	3,257	41.2%	50.6%	53.3%	51.0%
% of FP17s for Band 1 Urgent Courses	392	4,247	9.2%	8.8%	9.0%	9.0%
% of FP17s Relating to Free Repair or Replacements	78	4,247	1.8%	1.2%	1.0%	0.8%
% of FP17s Relating to Continuations	112	4,247	2.6%	1.3%	1.0%	0.9%
% of Patients satisfied with the dentistry they have received	2	2	N/A	94.3%	93.8%	93.2%
% of Patients satisfied with the time they had to wait for an appointment	2	2	N/A	89.7%	89.4%	88.3%

* This is based on patients treated on this contract for their most recent course of treatment. Figures in italics indicate the base number of FP17s or Patient Questionnaire responses are less than 100. N/A is shown where the base number of responses is less than 10 during the period. % is calculated as Quantity/Base number*100

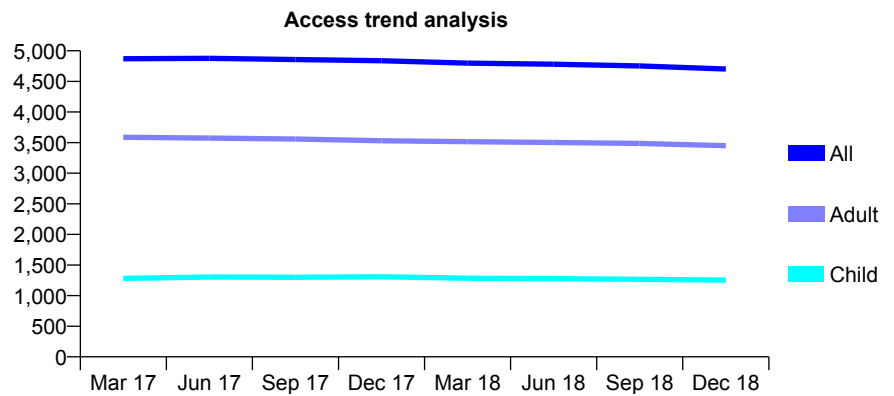
Q45 - Vital Signs At a Glance Contract Report for 195278/0001 - December 2018

Name or company name	The Grainger Stockton, Birtley and Stanley
Contract type name	GDS Contract
Purpose of contract	General
Contract start date	01/02/2014
Contract end date	

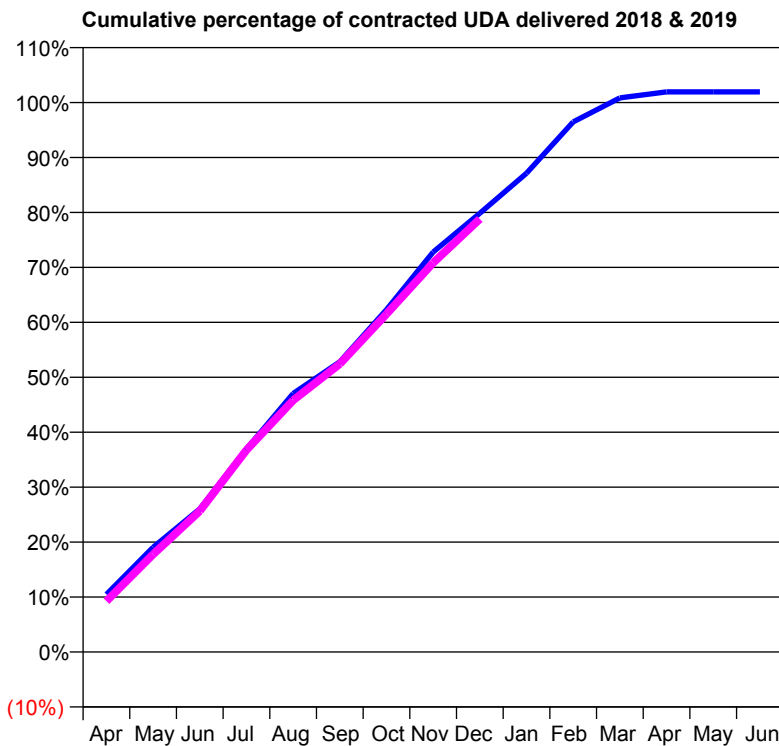
18/19 Contracted general activity (UDA)	13,053
Carry forward general activity (UDA)	-252
18/19 Contracted orthodontic activity (UOA)	0
Carry forward orthodontic activity (UOA)	0
Baseline contract value	£402,055.15

ACCESS*

Patients seen in 24 months	Total	Change since previous quarter
Quarter ending December 2017	4,838	
Quarter ending March 2018	4,799	→
Quarter ending June 2018	4,781	→
Quarter ending September 2018	4,753	→
Quarter ending December 2018	4,703	↓
Variance since December 2017	(2.8%)	↓



ACTIVITY



Month	Adjusted Scheduled Activity (UDA)	
	2018	2019
April	1,369	1,208
May	2,487	2,321
June	3,399	3,351
July	4,823	4,796
August	6,142	5,980
September	6,894	6,843
October	8,131	8,028
November	9,502	9,244
December	10,424	10,287
January	11,373	
February	12,592	
March	13,163	
April	13,305	
May	13,305	
June	13,305	

QUALITY

	Quantity	Base Number	Contract	AT	Region	England
% of FP17s for the same patient ID Re-attending within 3 months - Children	23	1,126	2.0%	11.6%	12.3%	11.8%
% of FP17s for the same patient ID Re-attending within 3 months - Adults	161	3,094	5.2%	14.8%	15.8%	15.6%
% of FP17s for the same patient ID Re-attending between 3 & 9 months - Children	663	1,126	58.9%	54.7%	60.1%	58.8%
% of FP17s for the same patient ID Re-attending between 3 & 9 months - Adults	1,837	3,094	59.4%	50.6%	53.3%	51.0%
% of FP17s for Band 1 Urgent Courses	68	4,104	1.7%	8.8%	9.0%	9.0%
% of FP17s Relating to Free Repair or Replacements	7	4,104	0.2%	1.2%	1.0%	0.8%
% of FP17s Relating to Continuations	16	4,104	0.4%	1.3%	1.0%	0.9%
% of Patients satisfied with the dentistry they have received	1	2	N/A	94.3%	93.8%	93.2%
% of Patients satisfied with the time they had to wait for an appointment	2	2	N/A	89.7%	89.4%	88.3%

* This is based on patients treated on this contract for their most recent course of treatment. Figures in italics indicate the base number of FP17s or Patient Questionnaire responses are less than 100. N/A is shown where the base number of responses is less than 10 during the period. % is calculated as Quantity/Base number*100

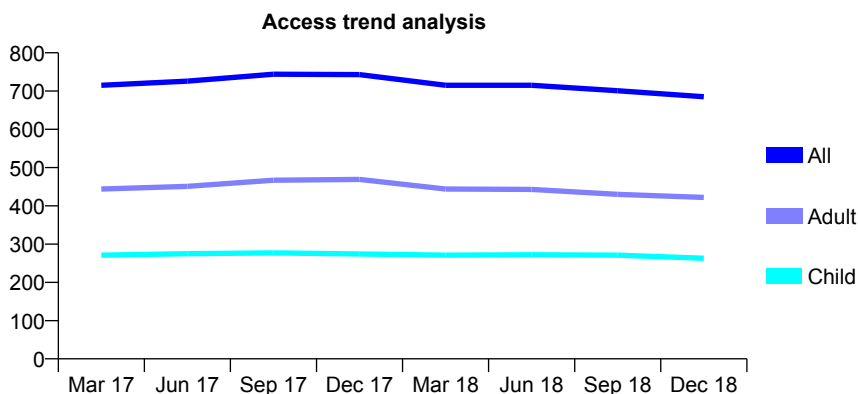
Q45 - Vital Signs At a Glance Contract Report for 198005/0001 - December 2018

Name or company name	Stoney Field Dental Practice
Contract type name	GDS Contract
Purpose of contract	General
Contract start date	01/11/2015
Contract end date	

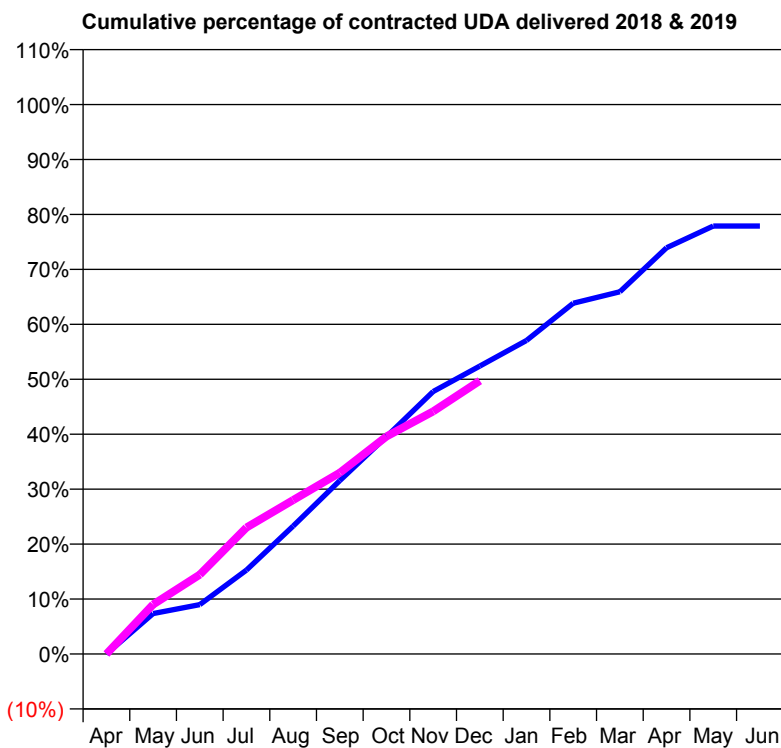
18/19 Contracted general activity (UDA)	2,853
Carry forward general activity (UDA)	0
18/19 Contracted orthodontic activity (UOA)	0
Carry forward orthodontic activity (UOA)	0
Baseline contract value	£82,994.98

ACCESS*

Patients seen in 24 months	Total	Change since previous quarter
Quarter ending December 2017	743	
Quarter ending March 2018	715	↓
Quarter ending June 2018	715	→
Quarter ending September 2018	701	↓
Quarter ending December 2018	685	↓
Variance since December 2017	(7.8%)	↓



ACTIVITY



Month	Adjusted Scheduled Activity (UDA)	
	2018	2019
April	0	0
May	210	257
June	256	412
July	436	657
August	664	799
September	900	941
October	1,129	1,130
November	1,363	1,259
December	1,495	1,419
January	1,628	
February	1,821	
March	1,881	
April	2,109	
May	2,222	
June	2,222	

QUALITY

	Quantity	Base Number	Contract	AT	Region	England
% of FP17s for the same patient ID Re-attending within 3 months - Children	10	289	3.5%	11.6%	12.3%	11.8%
% of FP17s for the same patient ID Re-attending within 3 months - Adults	34	416	8.2%	14.8%	15.8%	15.6%
% of FP17s for the same patient ID Re-attending between 3 & 9 months - Children	172	289	59.5%	54.7%	60.1%	58.8%
% of FP17s for the same patient ID Re-attending between 3 & 9 months - Adults	250	416	60.1%	50.6%	53.3%	51.0%
% of FP17s for Band 1 Urgent Courses	31	607	5.1%	8.8%	9.0%	9.0%
% of FP17s Relating to Free Repair or Replacements	1	607	0.2%	1.2%	1.0%	0.8%
% of FP17s Relating to Continuations	8	607	1.3%	1.3%	1.0%	0.9%
% of Patients satisfied with the dentistry they have received	0	0	N/A	94.3%	93.8%	93.2%
% of Patients satisfied with the time they had to wait for an appointment	0	0	N/A	89.7%	89.4%	88.3%

* This is based on patients treated on this contract for their most recent course of treatment. Figures in italics indicate the base number of FP17s or Patient Questionnaire responses are less than 100. N/A is shown where the base number of responses is less than 10 during the period. % is calculated as Quantity/Base number*100

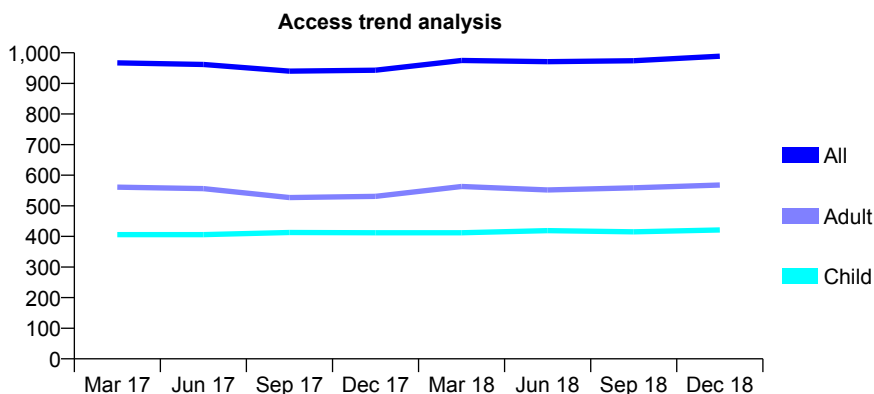
Q45 - Vital Signs At a Glance Contract Report for 199788/0001 - December 2018

Name or company name	Alan Lam Family Dental Practice Ltd.
Contract type name	GDS Contract
Purpose of contract	General
Contract start date	01/04/2009
Contract end date	

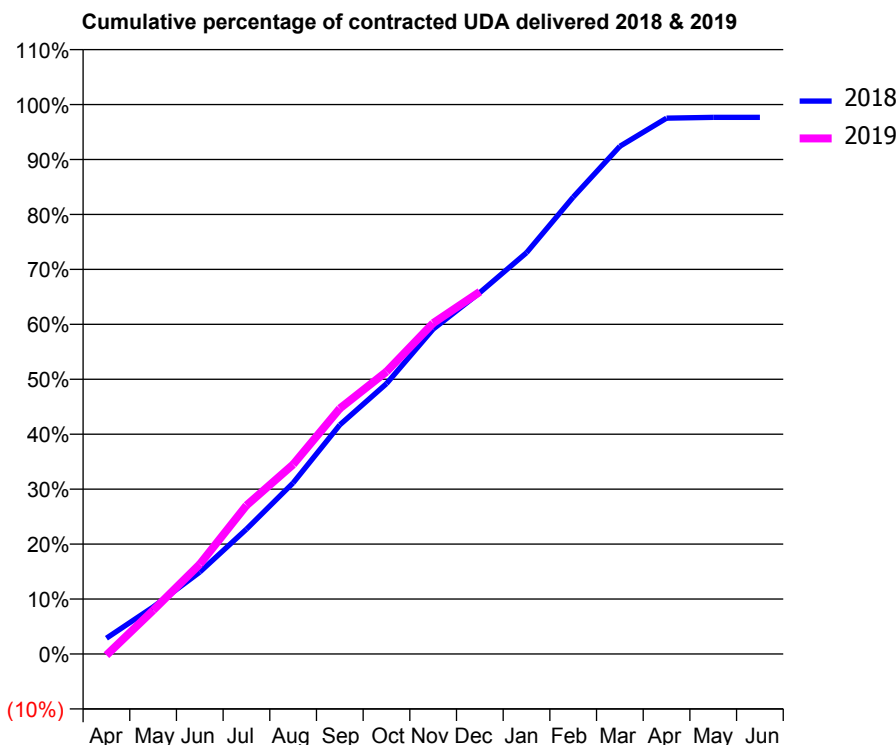
18/19 Contracted general activity (UDA)	2,228
Carry forward general activity (UDA)	52
18/19 Contracted orthodontic activity (UOA)	0
Carry forward orthodontic activity (UOA)	0
Baseline contract value	£48,475.96

ACCESS*

Patients seen in 24 months	Total	Change since previous quarter
Quarter ending December 2017	943	
Quarter ending March 2018	975	↑
Quarter ending June 2018	971	→
Quarter ending September 2018	974	→
Quarter ending December 2018	989	→
Variance since December 2017	4.9%	↑



ACTIVITY



Month	Adjusted Scheduled Activity (UDA)	
	2018	2019
April	64	-5
May	191	177
June	332	364
July	506	603
August	694	769
September	929	995
October	1,096	1,145
November	1,318	1,342
December	1,466	1,469
January	1,627	
February	1,853	
March	2,059	
April	2,173	
May	2,176	
June	2,176	

QUALITY

	Quantity	Base Number	Contract	AT	Region	England
% of FP17s for the same patient ID Re-attending within 3 months - Children	23	400	5.8%	11.6%	12.3%	11.8%
% of FP17s for the same patient ID Re-attending within 3 months - Adults	47	389	12.1%	14.8%	15.8%	15.6%
% of FP17s for the same patient ID Re-attending between 3 & 9 months - Children	181	400	45.3%	54.7%	60.1%	58.8%
% of FP17s for the same patient ID Re-attending between 3 & 9 months - Adults	140	389	36.0%	50.6%	53.3%	51.0%
% of FP17s for Band 1 Urgent Courses	58	733	7.9%	8.8%	9.0%	9.0%
% of FP17s Relating to Free Repair or Replacements	2	733	0.3%	1.2%	1.0%	0.8%
% of FP17s Relating to Continuations	6	733	0.8%	1.3%	1.0%	0.9%
% of Patients satisfied with the dentistry they have received	0	0	N/A	94.3%	93.8%	93.2%
% of Patients satisfied with the time they had to wait for an appointment	0	0	N/A	89.7%	89.4%	88.3%

* This is based on patients treated on this contract for their most recent course of treatment. Figures in italics indicate the base number of FP17s or Patient Questionnaire responses are less than 100. N/A is shown where the base number of responses is less than 10 during the period. % is calculated as Quantity/Base number*100

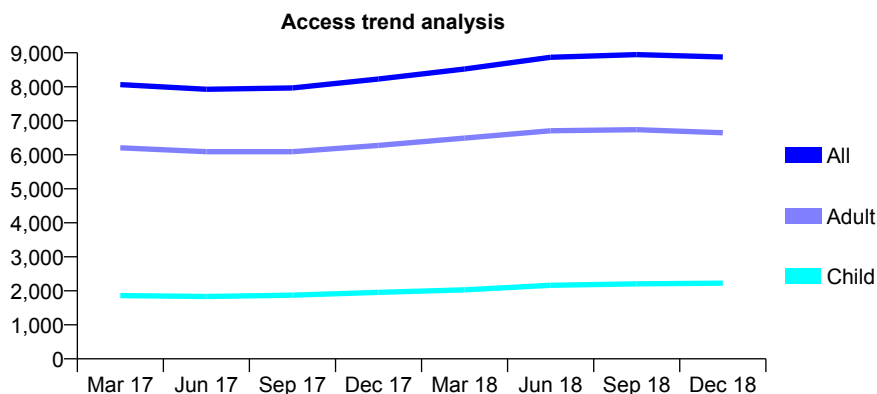
Q45 - Vital Signs At a Glance Contract Report for 203505/0003 - December 2018

Name or company name	Bentley Mathieson Dentalcare
Contract type name	GDS Contract
Purpose of contract	General
Contract start date	19/12/2011
Contract end date	

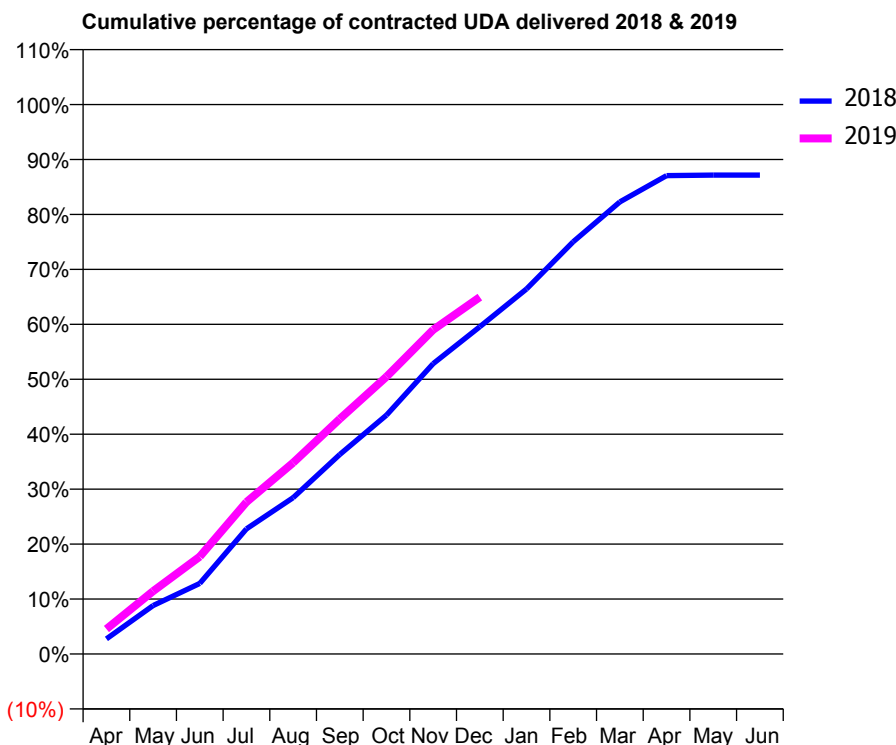
18/19 Contracted general activity (UDA)	34,821
Carry forward general activity (UDA)	0
18/19 Contracted orthodontic activity (UOA)	0
Carry forward orthodontic activity (UOA)	0
Baseline contract value	£884,449.81

ACCESS*

Patients seen in 24 months	Total	Change since previous quarter
Quarter ending December 2017	8,231	
Quarter ending March 2018	8,522	↑
Quarter ending June 2018	8,870	↑
Quarter ending September 2018	8,948	→
Quarter ending December 2018	8,875	→
Variance since December 2017	7.8%	↑



ACTIVITY



Month	Adjusted Scheduled Activity (UDA)	
	2018	2019
April	961	1,582
May	3,072	3,982
June	4,475	6,170
July	7,933	9,630
August	9,905	12,121
September	12,646	14,901
October	15,136	17,571
November	18,403	20,548
December	20,737	22,616
January	23,128	
February	26,127	
March	28,648	
April	30,316	
May	30,345	
June	30,346	

QUALITY

	Quantity	Base Number	Contract	AT	Region	England
% of FP17s for the same patient ID Re-attending within 3 months - Children	154	2,102	7.3%	11.6%	12.3%	11.8%
% of FP17s for the same patient ID Re-attending within 3 months - Adults	1,135	6,249	18.2%	14.8%	15.8%	15.6%
% of FP17s for the same patient ID Re-attending between 3 & 9 months - Children	889	2,102	42.3%	54.7%	60.1%	58.8%
% of FP17s for the same patient ID Re-attending between 3 & 9 months - Adults	2,594	6,249	41.5%	50.6%	53.3%	51.0%
% of FP17s for Band 1 Urgent Courses	802	7,846	10.2%	8.8%	9.0%	9.0%
% of FP17s Relating to Free Repair or Replacements	100	7,846	1.3%	1.2%	1.0%	0.8%
% of FP17s Relating to Continuations	153	7,846	2.0%	1.3%	1.0%	0.9%
% of Patients satisfied with the dentistry they have received	6	6	N/A	94.3%	93.8%	93.2%
% of Patients satisfied with the time they had to wait for an appointment	6	6	N/A	89.7%	89.4%	88.3%

* This is based on patients treated on this contract for their most recent course of treatment. Figures in italics indicate the base number of FP17s or Patient Questionnaire responses are less than 100. N/A is shown where the base number of responses is less than 10 during the period. % is calculated as Quantity/Base number*100

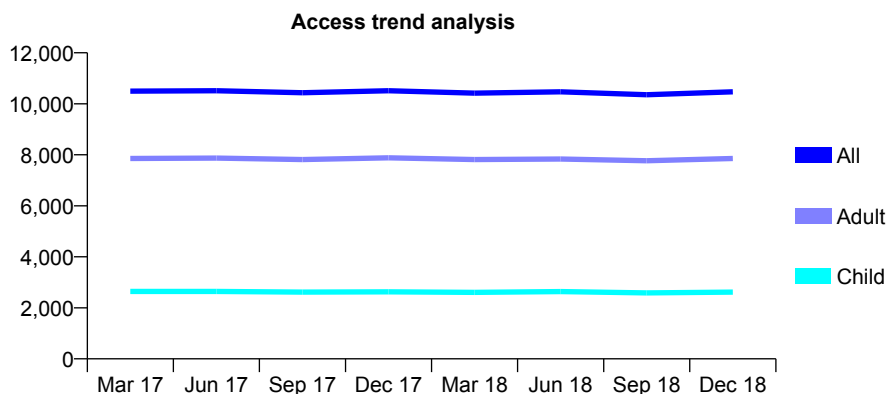
Q45 - Vital Signs At a Glance Contract Report for 209384/0001 - December 2018

Name or company name	MISS L POWELL
Contract type name	GDS Contract
Purpose of contract	General
Contract start date	01/04/2006
Contract end date	

18/19 Contracted general activity (UDA)	30,026
Carry forward general activity (UDA)	0
18/19 Contracted orthodontic activity (UOA)	0
Carry forward orthodontic activity (UOA)	0
Baseline contract value	£711,953.76

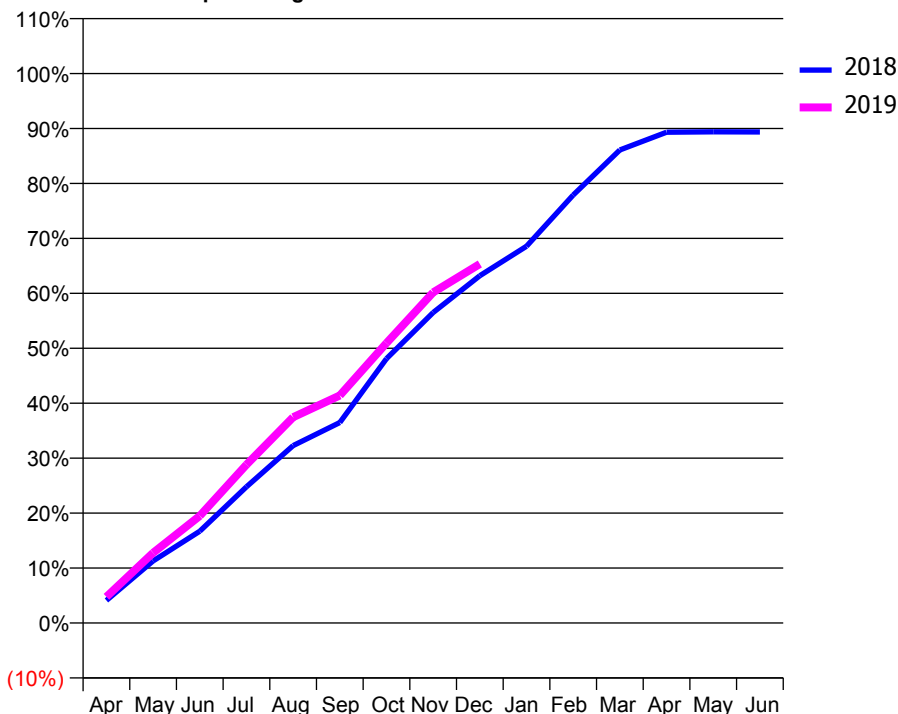
ACCESS*

Patients seen in 24 months	Total	Change since previous quarter
Quarter ending December 2017	10,510	
Quarter ending March 2018	10,420	→
Quarter ending June 2018	10,472	→
Quarter ending September 2018	10,353	↓
Quarter ending December 2018	10,473	→
Variance since December 2017	(0.4%)	→



ACTIVITY

Cumulative percentage of contracted UDA delivered 2018 & 2019



Adjusted Scheduled Activity (UDA)		
Month	2018	2019
April	1,237	1,434
May	3,394	3,838
June	5,020	5,852
July	7,446	8,652
August	9,694	11,246
September	10,954	12,431
October	14,447	15,300
November	16,966	18,065
December	18,978	19,619
January	20,588	
February	23,388	
March	25,851	
April	26,819	
May	26,837	
June	26,835	

QUALITY

	Quantity	Base Number	Contract	AT	Region	England
% of FP17s for the same patient ID Re-attending within 3 months - Children	457	3,196	14.3%	11.6%	12.3%	11.8%
% of FP17s for the same patient ID Re-attending within 3 months - Adults	1,461	8,040	18.2%	14.8%	15.8%	15.6%
% of FP17s for the same patient ID Re-attending between 3 & 9 months - Children	1,731	3,196	54.2%	54.7%	60.1%	58.8%
% of FP17s for the same patient ID Re-attending between 3 & 9 months - Adults	3,919	8,040	48.7%	50.6%	53.3%	51.0%
% of FP17s for Band 1 Urgent Courses	1,542	10,793	14.3%	8.8%	9.0%	9.0%
% of FP17s Relating to Free Repair or Replacements	91	10,793	0.8%	1.2%	1.0%	0.8%
% of FP17s Relating to Continuations	53	10,793	0.5%	1.3%	1.0%	0.9%
% of Patients satisfied with the dentistry they have received	4	5	N/A	94.3%	93.8%	93.2%
% of Patients satisfied with the time they had to wait for an appointment	4	5	N/A	89.7%	89.4%	88.3%

* This is based on patients treated on this contract for their most recent course of treatment. Figures in italics indicate the base number of FP17s or Patient Questionnaire responses are less than 100. N/A is shown where the base number of responses is less than 10 during the period. % is calculated as Quantity/Base number*100

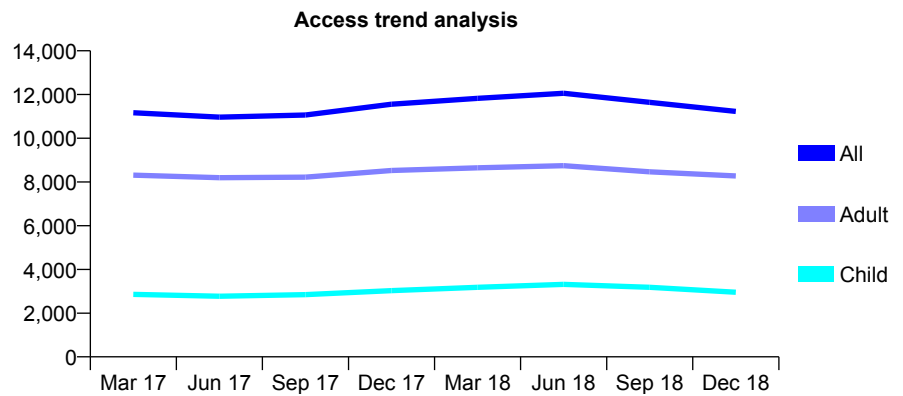
Q45 - Vital Signs At a Glance Contract Report for 210129/0001 - December 2018

Name or company name	Mr B Johnson and Ms F Beaty
Contract type name	GDS Contract
Purpose of contract	General and Orthodontic
Contract start date	01/04/2006
Contract end date	

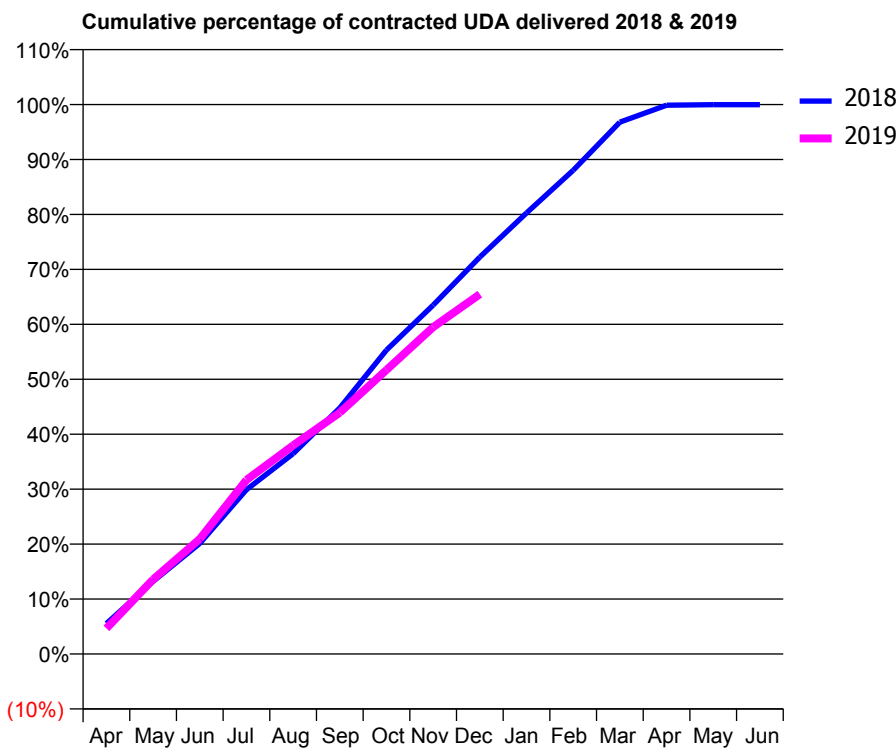
18/19 Contracted general activity (UDA)	32,845
Carry forward general activity (UDA)	0
18/19 Contracted orthodontic activity (UOA)	316
Carry forward orthodontic activity (UOA)	0
Baseline contract value	£1,079,317.39

ACCESS*

Patients seen in 24 months	Total	Change since previous quarter
Quarter ending December 2017	11,555	
Quarter ending March 2018	11,828	↑
Quarter ending June 2018	12,060	→
Quarter ending September 2018	11,645	↓
Quarter ending December 2018	11,227	↓
Variance since December 2017	(2.8%)	↓



ACTIVITY



Month	Adjusted Scheduled Activity (UDA)	
	2018	2019
April	1,817	1,534
May	4,339	4,459
June	6,611	6,874
July	9,826	10,402
August	11,976	12,472
September	14,712	14,428
October	18,172	16,980
November	20,851	19,542
December	23,722	21,507
January	26,363	
February	28,911	
March	31,787	
April	32,806	
May	32,835	
June	32,836	

QUALITY

	Quantity	Base Number	Contract	AT	Region	England
% of FP17s for the same patient ID Re-attending within 3 months - Children	152	2,783	5.5%	11.6%	12.3%	11.8%
% of FP17s for the same patient ID Re-attending within 3 months - Adults	891	7,059	12.6%	14.8%	15.8%	15.6%
% of FP17s for the same patient ID Re-attending between 3 & 9 months - Children	1,285	2,783	46.2%	54.7%	60.1%	58.8%
% of FP17s for the same patient ID Re-attending between 3 & 9 months - Adults	2,869	7,059	40.6%	50.6%	53.3%	51.0%
% of FP17s for Band 1 Urgent Courses	557	8,807	6.3%	8.8%	9.0%	9.0%
% of FP17s Relating to Free Repair or Replacements	88	8,807	1.0%	1.2%	1.0%	0.8%
% of FP17s Relating to Continuations	107	8,807	1.2%	1.3%	1.0%	0.9%
% of Patients satisfied with the dentistry they have received	4	4	N/A	94.3%	93.8%	93.2%
% of Patients satisfied with the time they had to wait for an appointment	3	4	N/A	89.7%	89.4%	88.3%

* This is based on patients treated on this contract for their most recent course of treatment. Figures in italics indicate the base number of FP17s or Patient Questionnaire responses are less than 100. N/A is shown where the base number of responses is less than 10 during the period. % is calculated as Quantity/Base number*100

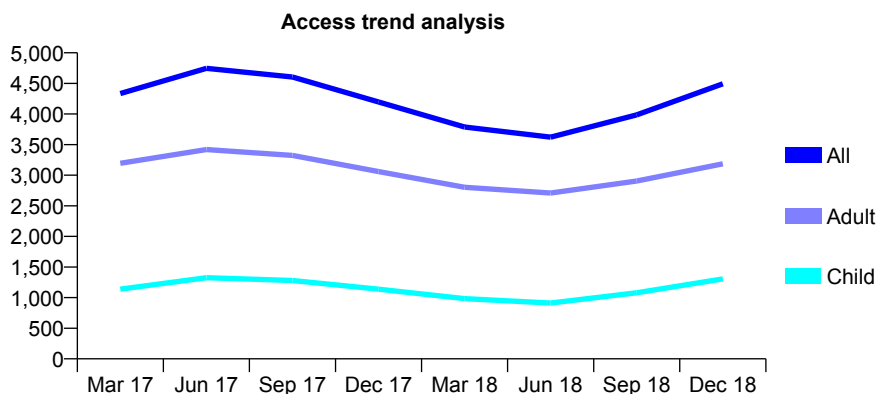
Q45 - Vital Signs At a Glance Contract Report for 210129/0003 - December 2018

Name or company name	Mr B Johnson, Ms F Beaty and Mr A Quinn
Contract type name	GDS Contract
Purpose of contract	General
Contract start date	02/04/2013
Contract end date	

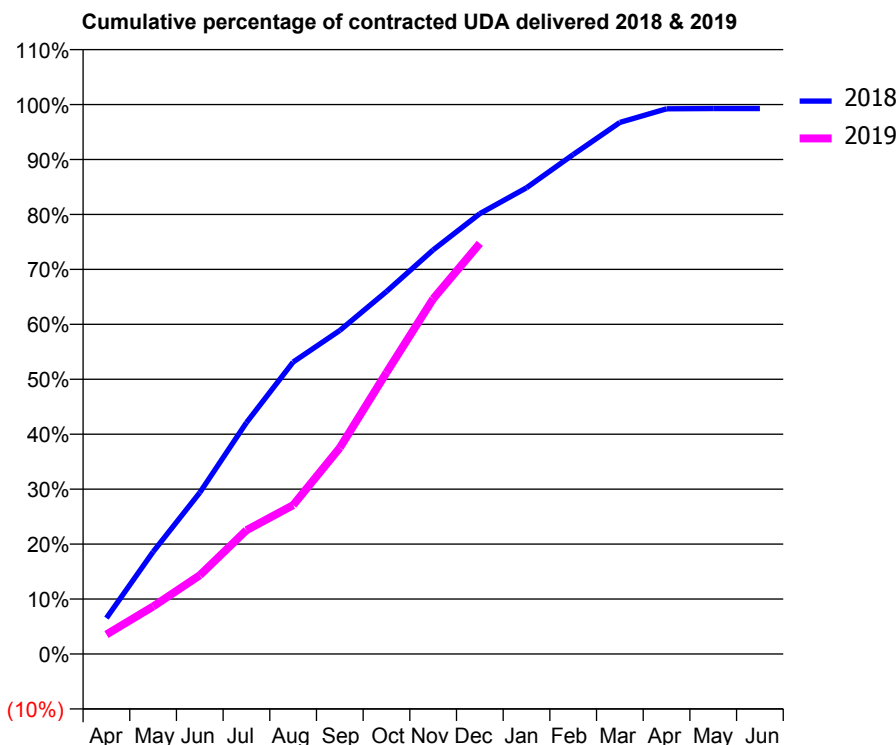
18/19 Contracted general activity (UDA)	9,717
Carry forward general activity (UDA)	70
18/19 Contracted orthodontic activity (UOA)	0
Carry forward orthodontic activity (UOA)	0
Baseline contract value	£276,843.13

ACCESS*

Patients seen in 24 months	Total	Change since previous quarter
Quarter ending December 2017	4,198	
Quarter ending March 2018	3,787	↓
Quarter ending June 2018	3,621	↓
Quarter ending September 2018	3,986	↑
Quarter ending December 2018	4,493	↑
Variance since December 2017	7.0%	↑



ACTIVITY



Month	Adjusted Scheduled Activity (UDA)	
	2018	2019
April	636	345
May	1,808	840
June	2,854	1,392
July	4,092	2,190
August	5,162	2,634
September	5,723	3,648
October	6,410	4,977
November	7,146	6,280
December	7,787	7,261
January	8,245	
February	8,833	
March	9,400	
April	9,641	
May	9,646	
June	9,647	

QUALITY

	Quantity	Base Number	Contract	AT	Region	England
% of FP17s for the same patient ID Re-attending within 3 months - Children	33	1,150	2.9%	11.6%	12.3%	11.8%
% of FP17s for the same patient ID Re-attending within 3 months - Adults	184	2,524	7.3%	14.8%	15.8%	15.6%
% of FP17s for the same patient ID Re-attending between 3 & 9 months - Children	291	1,150	25.3%	54.7%	60.1%	58.8%
% of FP17s for the same patient ID Re-attending between 3 & 9 months - Adults	615	2,524	24.4%	50.6%	53.3%	51.0%
% of FP17s for Band 1 Urgent Courses	244	3,576	6.8%	8.8%	9.0%	9.0%
% of FP17s Relating to Free Repair or Replacements	17	3,576	0.5%	1.2%	1.0%	0.8%
% of FP17s Relating to Continuations	32	3,576	0.9%	1.3%	1.0%	0.9%
% of Patients satisfied with the dentistry they have received	3	3	N/A	94.3%	93.8%	93.2%
% of Patients satisfied with the time they had to wait for an appointment	3	3	N/A	89.7%	89.4%	88.3%

* This is based on patients treated on this contract for their most recent course of treatment. Figures in italics indicate the base number of FP17s or Patient Questionnaire responses are less than 100. N/A is shown where the base number of responses is less than 10 during the period. % is calculated as Quantity/Base number*100

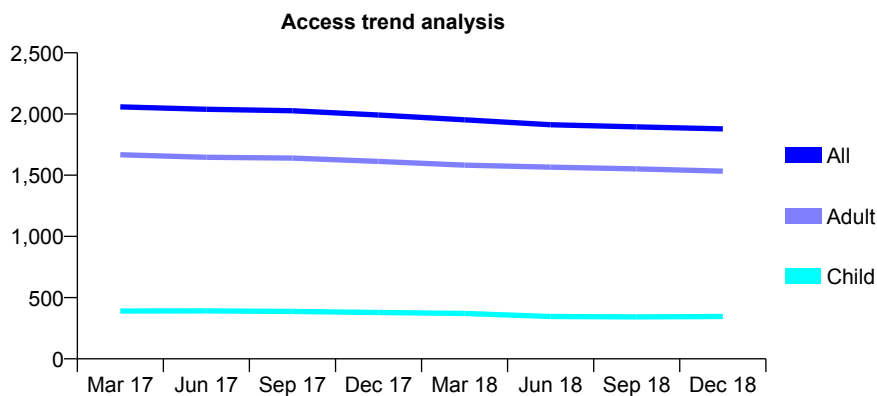
Q45 - Vital Signs At a Glance Contract Report for 214116/0001 - December 2018

Name or company name	Mr Saad Al Haboubi
Contract type name	GDS Contract
Purpose of contract	General
Contract start date	01/04/2006
Contract end date	

18/19 Contracted general activity (UDA)	6,330
Carry forward general activity (UDA)	-98
18/19 Contracted orthodontic activity (UOA)	0
Carry forward orthodontic activity (UOA)	0
Baseline contract value	£158,848.01

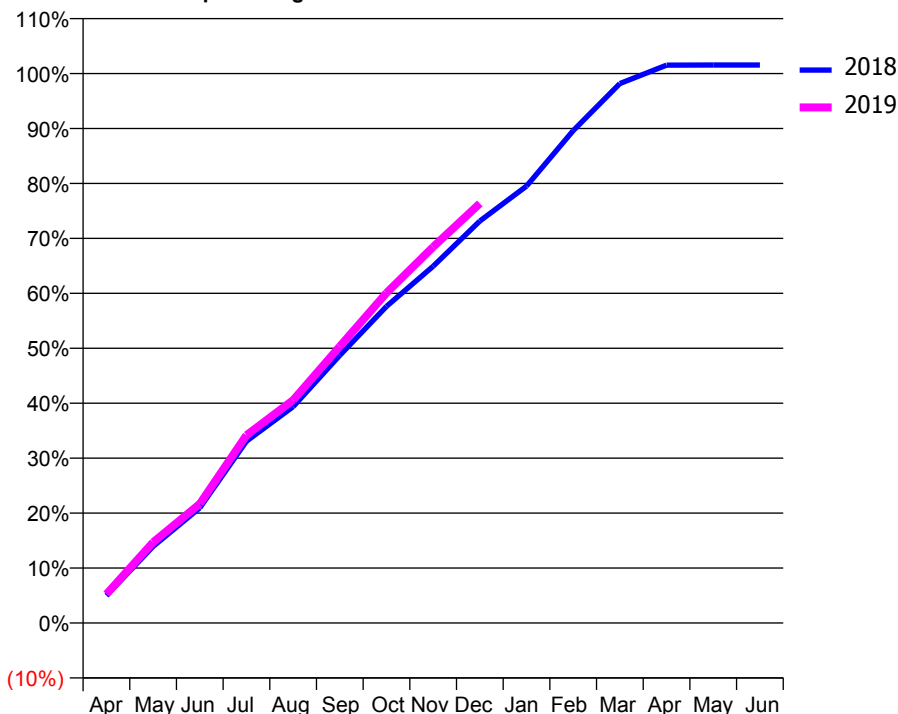
ACCESS*

Patients seen in 24 months	Total	Change since previous quarter
Quarter ending December 2017	1,992	
Quarter ending March 2018	1,953	↓
Quarter ending June 2018	1,912	↓
Quarter ending September 2018	1,895	→
Quarter ending December 2018	1,879	→
Variance since December 2017	(5.7%)	↓



ACTIVITY

Cumulative percentage of contracted UDA delivered 2018 & 2019



Month	Adjusted Scheduled Activity (UDA)	
	2018	2019
April	315	333
May	882	930
June	1,326	1,372
July	2,095	2,164
August	2,493	2,568
September	3,084	3,186
October	3,648	3,803
November	4,110	4,333
December	4,630	4,833
January	5,033	
February	5,672	
March	6,214	
April	6,426	
May	6,428	
June	6,428	

QUALITY

	Quantity	Base Number	Contract	AT	Region	England
% of FP17s for the same patient ID Re-attending within 3 months - Children	17	438	3.9%	11.6%	12.3%	11.8%
% of FP17s for the same patient ID Re-attending within 3 months - Adults	226	1,778	12.7%	14.8%	15.8%	15.6%
% of FP17s for the same patient ID Re-attending between 3 & 9 months - Children	308	438	70.3%	54.7%	60.1%	58.8%
% of FP17s for the same patient ID Re-attending between 3 & 9 months - Adults	1,112	1,778	62.5%	50.6%	53.3%	51.0%
% of FP17s for Band 1 Urgent Courses	134	2,124	6.3%	8.8%	9.0%	9.0%
% of FP17s Relating to Free Repair or Replacements	34	2,124	1.6%	1.2%	1.0%	0.8%
% of FP17s Relating to Continuations	45	2,124	2.1%	1.3%	1.0%	0.9%
% of Patients satisfied with the dentistry they have received	2	2	N/A	94.3%	93.8%	93.2%
% of Patients satisfied with the time they had to wait for an appointment	2	2	N/A	89.7%	89.4%	88.3%

* This is based on patients treated on this contract for their most recent course of treatment. Figures in italics indicate the base number of FP17s or Patient Questionnaire responses are less than 100. N/A is shown where the base number of responses is less than 10 during the period. % is calculated as Quantity/Base number*100

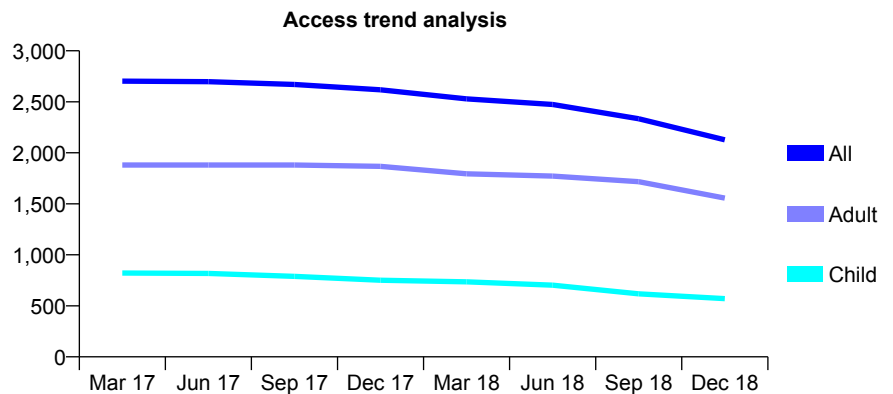
Q45 - Vital Signs At a Glance Contract Report for 224340/0001 - December 2018

Name or company name	MR T PUTTICK
Contract type name	GDS Contract
Purpose of contract	General and Orthodontic
Contract start date	01/04/2006
Contract end date	

18/19 Contracted general activity (UDA)	7,034
Carry forward general activity (UDA)	147
18/19 Contracted orthodontic activity (UOA)	420
Carry forward orthodontic activity (UOA)	0
Baseline contract value	£245,451.77

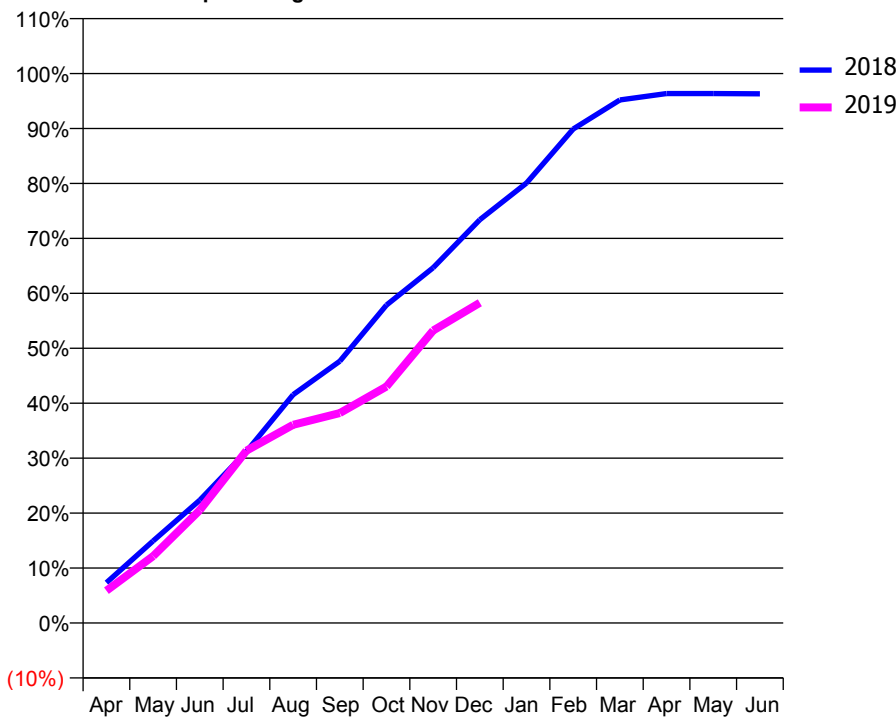
ACCESS*

Patients seen in 24 months	Total	Change since previous quarter
Quarter ending December 2017	2,618	
Quarter ending March 2018	2,529	↓
Quarter ending June 2018	2,474	↓
Quarter ending September 2018	2,334	↓
Quarter ending December 2018	2,127	↓
Variance since December 2017	(18.8%)	↓



ACTIVITY

Cumulative percentage of contracted UDA delivered 2018 & 2019



Month	Adjusted Scheduled Activity (UDA)	
	2018	2019
April	517	413
May	1,051	855
June	1,573	1,445
July	2,196	2,207
August	2,924	2,537
September	3,351	2,688
October	4,071	3,028
November	4,548	3,744
December	5,162	4,100
January	5,632	
February	6,324	
March	6,695	
April	6,778	
May	6,778	
June	6,775	

QUALITY

	Quantity	Base Number	Contract	AT	Region	England
% of FP17s for the same patient ID Re-attending within 3 months - Children	71	720	9.9%	11.6%	12.3%	11.8%
% of FP17s for the same patient ID Re-attending within 3 months - Adults	111	1,507	7.4%	14.8%	15.8%	15.6%
% of FP17s for the same patient ID Re-attending between 3 & 9 months - Children	239	720	33.2%	54.7%	60.1%	58.8%
% of FP17s for the same patient ID Re-attending between 3 & 9 months - Adults	707	1,507	46.9%	50.6%	53.3%	51.0%
% of FP17s for Band 1 Urgent Courses	63	2,141	2.9%	8.8%	9.0%	9.0%
% of FP17s Relating to Free Repair or Replacements	29	2,141	1.4%	1.2%	1.0%	0.8%
% of FP17s Relating to Continuations	18	2,141	0.8%	1.3%	1.0%	0.9%
% of Patients satisfied with the dentistry they have received	0	0	N/A	94.3%	93.8%	93.2%
% of Patients satisfied with the time they had to wait for an appointment	0	0	N/A	89.7%	89.4%	88.3%

* This is based on patients treated on this contract for their most recent course of treatment. Figures in italics indicate the base number of FP17s or Patient Questionnaire responses are less than 100. N/A is shown where the base number of responses is less than 10 during the period. % is calculated as Quantity/Base number*100

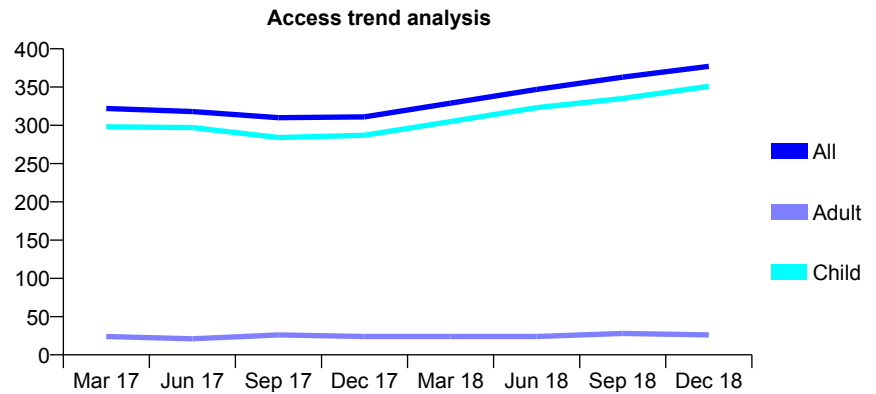
Q45 - Vital Signs At a Glance Contract Report for 235482/0001 - December 2018

Name or company name	MR C WENHAM
Contract type name	GDS Contract
Purpose of contract	General and Orthodontic
Contract start date	01/04/2006
Contract end date	

18/19 Contracted general activity (UDA)	1,050
Carry forward general activity (UDA)	0
18/19 Contracted orthodontic activity (UOA)	0
Carry forward orthodontic activity (UOA)	0
Baseline contract value	£18,215.14

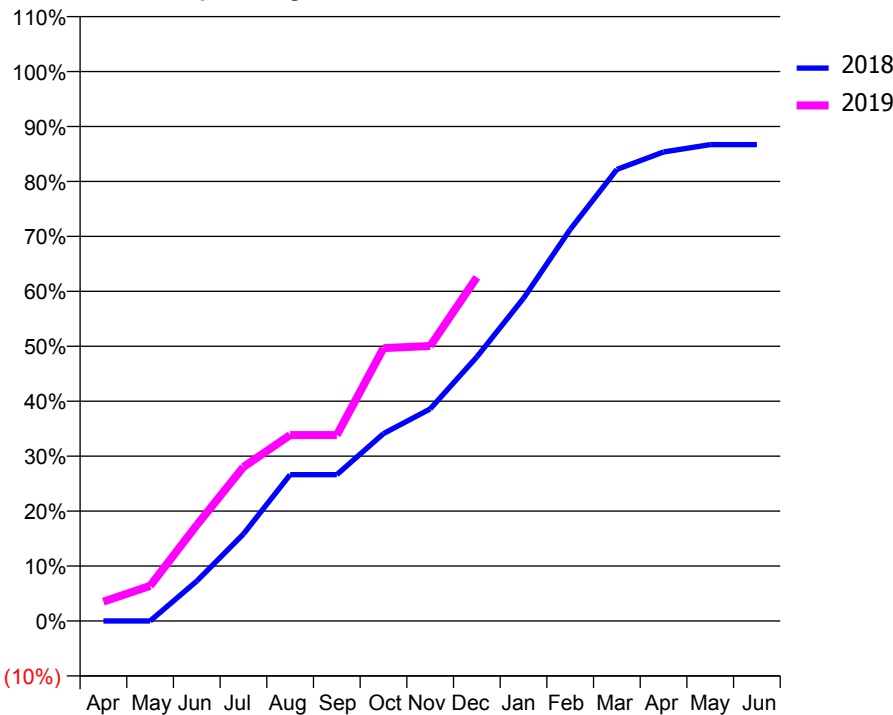
ACCESS*

Patients seen in 24 months	Total	Change since previous quarter
Quarter ending December 2017	311	
Quarter ending March 2018	329	↑
Quarter ending June 2018	347	↑
Quarter ending September 2018	363	↑
Quarter ending December 2018	377	↑
Variance since December 2017	21.2%	↑



ACTIVITY

Cumulative percentage of contracted UDA delivered 2018 & 2019



Month	Adjusted Scheduled Activity (UDA)	
	2018	2019
April	0	37
May	0	67
June	76	183
July	166	294
August	280	355
September	280	355
October	358	521
November	405	526
December	505	657
January	617	
February	748	
March	863	
April	896	
May	910	
June	910	

QUALITY

	Quantity	Base Number	Contract	AT	Region	England
% of FP17s for the same patient ID Re-attending within 3 months - Children	27	350	7.7%	11.6%	12.3%	11.8%
% of FP17s for the same patient ID Re-attending within 3 months - Adults	2	6	33.3%	14.8%	15.8%	15.6%
% of FP17s for the same patient ID Re-attending between 3 & 9 months - Children	181	350	51.7%	54.7%	60.1%	58.8%
% of FP17s for the same patient ID Re-attending between 3 & 9 months - Adults	2	6	33.3%	50.6%	53.3%	51.0%
% of FP17s for Band 1 Urgent Courses	9	330	2.7%	8.8%	9.0%	9.0%
% of FP17s Relating to Free Repair or Replacements	0	330	0.0%	1.2%	1.0%	0.8%
% of FP17s Relating to Continuations	0	330	0.0%	1.3%	1.0%	0.9%
% of Patients satisfied with the dentistry they have received	0	0	N/A	94.3%	93.8%	93.2%
% of Patients satisfied with the time they had to wait for an appointment	0	0	N/A	89.7%	89.4%	88.3%

* This is based on patients treated on this contract for their most recent course of treatment. Figures in italics indicate the base number of FP17s or Patient Questionnaire responses are less than 100. N/A is shown where the base number of responses is less than 10 during the period. % is calculated as Quantity/Base number*100

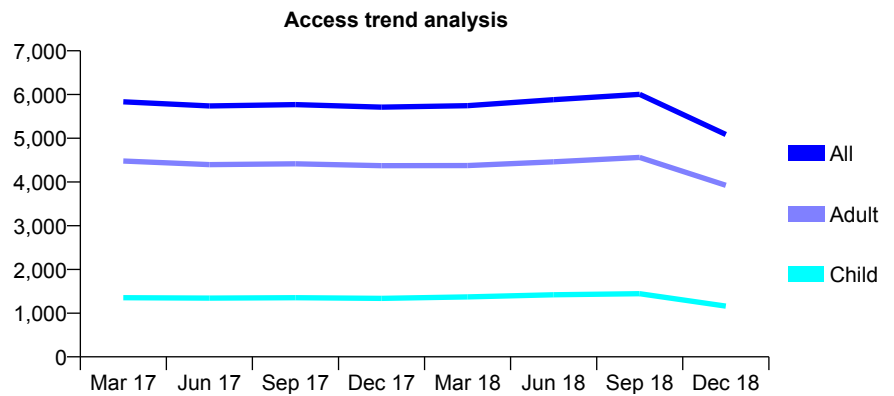
Q45 - Vital Signs At a Glance Contract Report for 278734/0001 - December 2018

Name or company name	MR NK DIDDEE
Contract type name	PDS Plus Contract
Purpose of contract	General
Contract start date	01/02/2010
Contract end date	31/10/2018

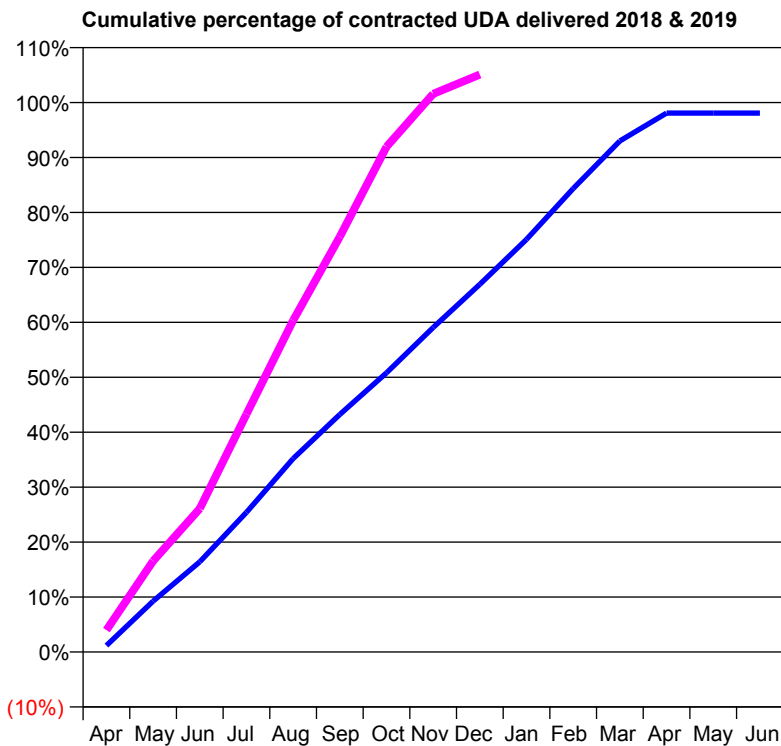
18/19 Contracted general activity (UDA)	10,500
Carry forward general activity (UDA)	308
18/19 Contracted orthodontic activity (UOA)	0
Carry forward orthodontic activity (UOA)	0
Baseline contract value	£301,947.76

ACCESS*

Patients seen in 24 months	Total	Change since previous quarter
Quarter ending December 2017	5,710	
Quarter ending March 2018	5,746	→
Quarter ending June 2018	5,881	↑
Quarter ending September 2018	6,005	↑
Quarter ending December 2018	5,086	↓
Variance since December 2017	(10.9%)	↓



ACTIVITY



Adjusted Scheduled Activity (UDA)		
Month	2018	2019
April	188	419
May	1,479	1,738
June	2,626	2,741
July	4,067	4,544
August	5,633	6,336
September	6,917	7,935
October	8,129	9,652
November	9,448	10,665
December	10,705	11,035
January	12,016	
February	13,496	
March	14,881	
April	15,692	
May	15,692	
June	15,692	

QUALITY

	Quantity	Base Number	Contract	AT	Region	England
% of FP17s for the same patient ID Re-attending within 3 months - Children	140	1,558	9.0%	11.6%	12.3%	11.8%
% of FP17s for the same patient ID Re-attending within 3 months - Adults	645	4,590	14.1%	14.8%	15.8%	15.6%
% of FP17s for the same patient ID Re-attending between 3 & 9 months - Children	946	1,558	60.7%	54.7%	60.1%	58.8%
% of FP17s for the same patient ID Re-attending between 3 & 9 months - Adults	2,366	4,590	51.5%	50.6%	53.3%	51.0%
% of FP17s for Band 1 Urgent Courses	388	5,768	6.7%	8.8%	9.0%	9.0%
% of FP17s Relating to Free Repair or Replacements	37	5,768	0.6%	1.2%	1.0%	0.8%
% of FP17s Relating to Continuations	50	5,768	0.9%	1.3%	1.0%	0.9%
% of Patients satisfied with the dentistry they have received	5	5	N/A	94.3%	93.8%	93.2%
% of Patients satisfied with the time they had to wait for an appointment	5	5	N/A	89.7%	89.4%	88.3%

* This is based on patients treated on this contract for their most recent course of treatment. Figures in italics indicate the base number of FP17s or Patient Questionnaire responses are less than 100. N/A is shown where the base number of responses is less than 10 during the period. % is calculated as Quantity/Base number*100

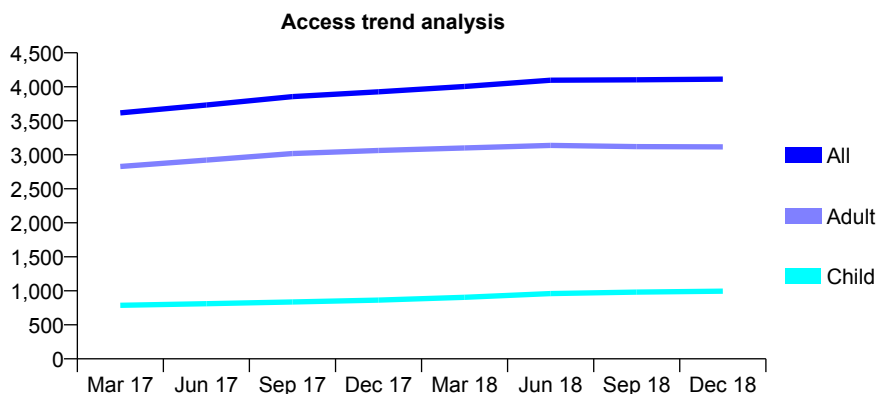
Q45 - Vital Signs At a Glance Contract Report for 278734/0002 - December 2018

Name or company name	MR NK DIDDEE
Contract type name	GDS Contract
Purpose of contract	General
Contract start date	01/04/2013
Contract end date	

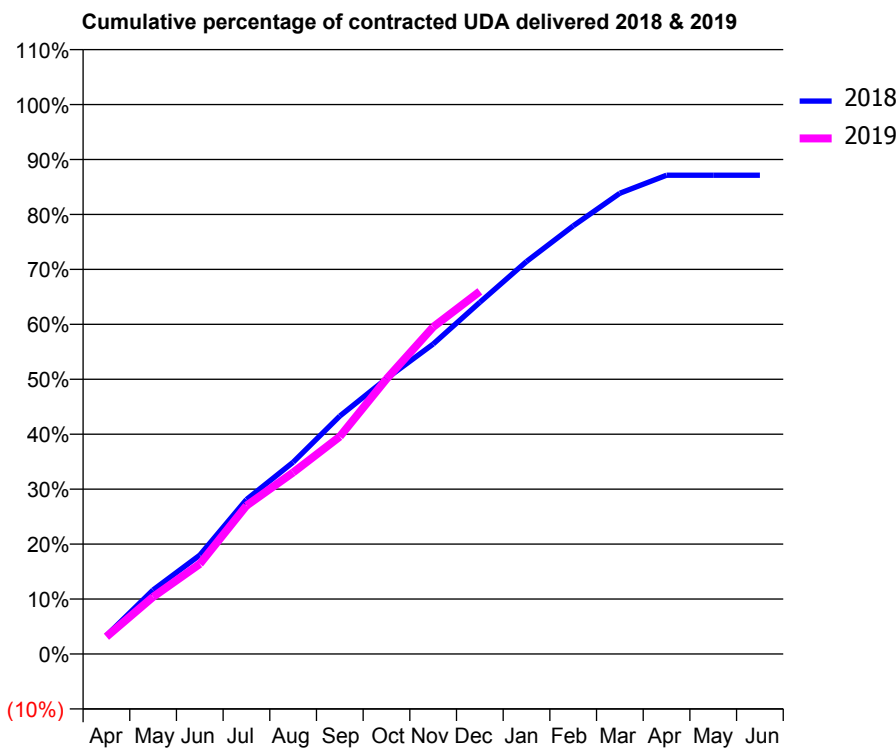
18/19 Contracted general activity (UDA)	12,341
Carry forward general activity (UDA)	0
18/19 Contracted orthodontic activity (UOA)	0
Carry forward orthodontic activity (UOA)	0
Baseline contract value	£324,675.75

ACCESS*

Patients seen in 24 months	Total	Change since previous quarter
Quarter ending December 2017	3,926	
Quarter ending March 2018	4,004	→
Quarter ending June 2018	4,097	↑
Quarter ending September 2018	4,102	→
Quarter ending December 2018	4,112	→
Variance since December 2017	4.7%	↑



ACTIVITY



Month	Adjusted Scheduled Activity (UDA)	
	2018	2019
April	415	387
May	1,439	1,283
June	2,220	2,022
July	3,469	3,331
August	4,309	4,076
September	5,344	4,883
October	6,186	6,176
November	6,961	7,346
December	7,898	8,145
January	8,817	
February	9,614	
March	10,347	
April	10,754	
May	10,754	
June	10,754	

QUALITY

	Quantity	Base Number	Contract	AT	Region	England
% of FP17s for the same patient ID Re-attending within 3 months - Children	44	927	4.7%	11.6%	12.3%	11.8%
% of FP17s for the same patient ID Re-attending within 3 months - Adults	296	2,811	10.5%	14.8%	15.8%	15.6%
% of FP17s for the same patient ID Re-attending between 3 & 9 months - Children	412	927	44.4%	54.7%	60.1%	58.8%
% of FP17s for the same patient ID Re-attending between 3 & 9 months - Adults	1,302	2,811	46.3%	50.6%	53.3%	51.0%
% of FP17s for Band 1 Urgent Courses	188	3,578	5.3%	8.8%	9.0%	9.0%
% of FP17s Relating to Free Repair or Replacements	21	3,578	0.6%	1.2%	1.0%	0.8%
% of FP17s Relating to Continuations	43	3,578	1.2%	1.3%	1.0%	0.9%
% of Patients satisfied with the dentistry they have received	3	3	N/A	94.3%	93.8%	93.2%
% of Patients satisfied with the time they had to wait for an appointment	2	3	N/A	89.7%	89.4%	88.3%

* This is based on patients treated on this contract for their most recent course of treatment. Figures in italics indicate the base number of FP17s or Patient Questionnaire responses are less than 100. N/A is shown where the base number of responses is less than 10 during the period. % is calculated as Quantity/Base number*100

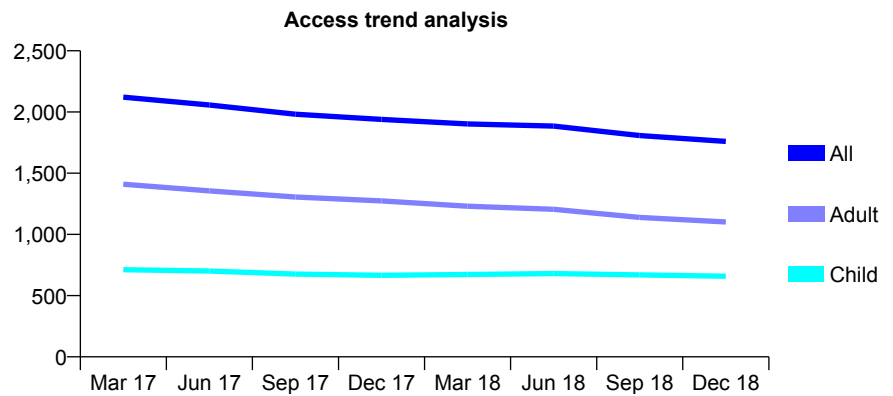
Q45 - Vital Signs At a Glance Contract Report for 279145/0001 - December 2018

Name or company name	MR AK ZARKADIS
Contract type name	GDS Contract
Purpose of contract	General
Contract start date	20/09/2010
Contract end date	

18/19 Contracted general activity (UDA)	5,795
Carry forward general activity (UDA)	0
18/19 Contracted orthodontic activity (UOA)	0
Carry forward orthodontic activity (UOA)	0
Baseline contract value	£135,311.05

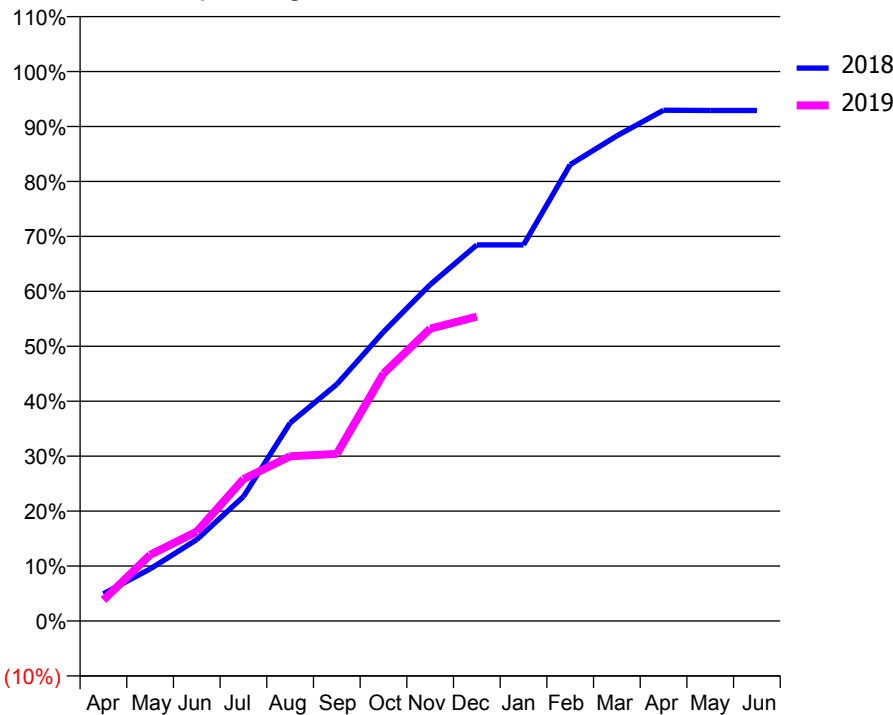
ACCESS*

Patients seen in 24 months	Total	Change since previous quarter
Quarter ending December 2017	1,940	
Quarter ending March 2018	1,903	↓
Quarter ending June 2018	1,885	→
Quarter ending September 2018	1,808	↓
Quarter ending December 2018	1,760	↓
Variance since December 2017	(9.3%)	↓



ACTIVITY

Cumulative percentage of contracted UDA delivered 2018 & 2019



Adjusted Scheduled Activity (UDA)		
Month	2018	2019
April	288	222
May	550	698
June	858	944
July	1,313	1,496
August	2,088	1,737
September	2,497	1,762
October	3,049	2,611
November	3,547	3,083
December	3,967	3,210
January	3,967	
February	4,813	
March	5,116	
April	5,387	
May	5,384	
June	5,384	

QUALITY

	Quantity	Base Number	Contract	AT	Region	England
% of FP17s for the same patient ID Re-attending within 3 months - Children	41	713	5.8%	11.6%	12.3%	11.8%
% of FP17s for the same patient ID Re-attending within 3 months - Adults	156	1,036	15.1%	14.8%	15.8%	15.6%
% of FP17s for the same patient ID Re-attending between 3 & 9 months - Children	476	713	66.8%	54.7%	60.1%	58.8%
% of FP17s for the same patient ID Re-attending between 3 & 9 months - Adults	625	1,036	60.3%	50.6%	53.3%	51.0%
% of FP17s for Band 1 Urgent Courses	56	1,634	3.4%	8.8%	9.0%	9.0%
% of FP17s Relating to Free Repair or Replacements	15	1,634	0.9%	1.2%	1.0%	0.8%
% of FP17s Relating to Continuations	45	1,634	2.8%	1.3%	1.0%	0.9%
% of Patients satisfied with the dentistry they have received	1	1	N/A	94.3%	93.8%	93.2%
% of Patients satisfied with the time they had to wait for an appointment	1	1	N/A	89.7%	89.4%	88.3%

* This is based on patients treated on this contract for their most recent course of treatment. Figures in italics indicate the base number of FP17s or Patient Questionnaire responses are less than 100. N/A is shown where the base number of responses is less than 10 during the period. % is calculated as Quantity/Base number*100

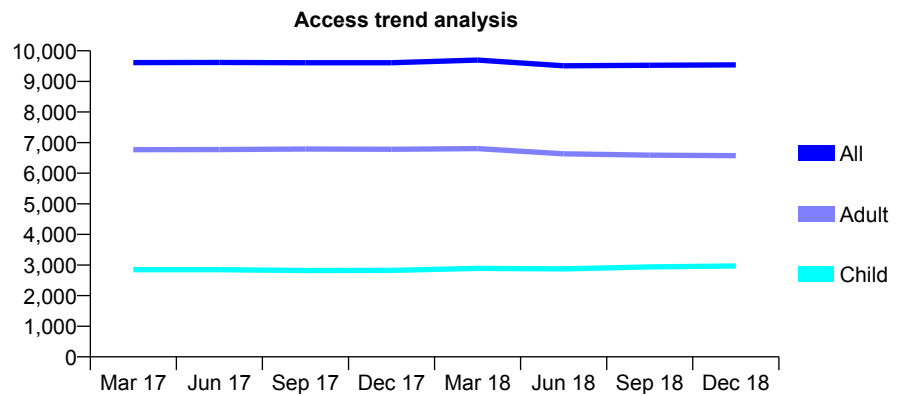
Q45 - Vital Signs At a Glance Contract Report for 298735/0001 - December 2018

Name or company name	MR A HUSSAIN
Contract type name	Pilot Contract
Purpose of contract	General
Contract start date	31/03/2014
Contract end date	

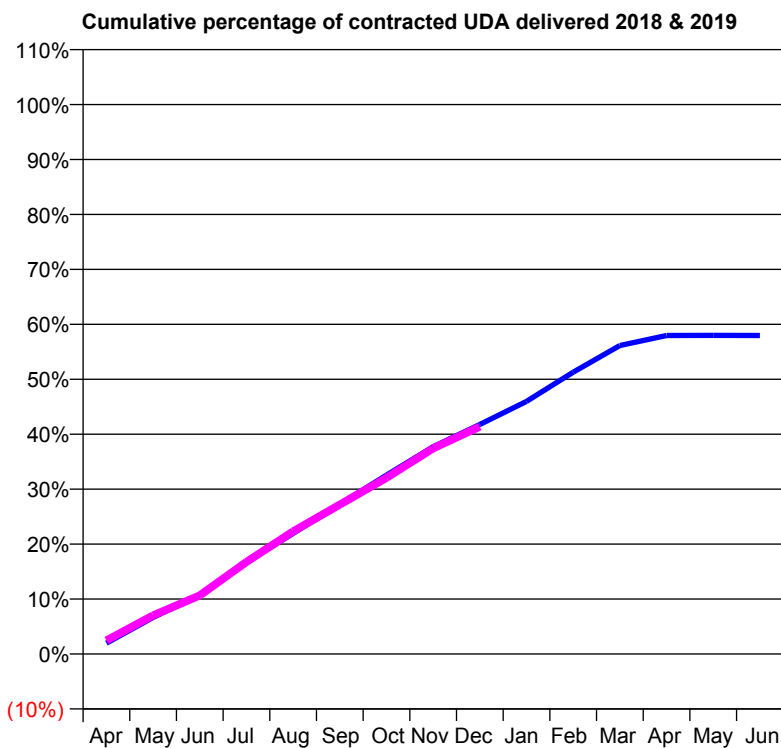
18/19 Contracted general activity (UDA)	43,820
Carry forward general activity (UDA)	0
18/19 Contracted orthodontic activity (UOA)	0
Carry forward orthodontic activity (UOA)	0
Baseline contract value	£1,287,926.42

ACCESS*

Patients seen in 24 months	Total	Change since previous quarter
Quarter ending December 2017	9,608	
Quarter ending March 2018	9,696	→
Quarter ending June 2018	9,508	↓
Quarter ending September 2018	9,526	→
Quarter ending December 2018	9,540	→
Variance since December 2017	(0.7%)	→



ACTIVITY



Month	Adjusted Scheduled Activity (UDA)	
	2018	2019
April	862	1,075
May	2,918	3,076
June	4,717	4,678
July	7,311	7,345
August	9,618	9,780
September	11,952	11,917
October	14,266	14,055
November	16,534	16,407
December	18,307	18,141
January	20,147	
February	22,474	
March	24,598	
April	25,398	
May	25,410	
June	25,404	

QUALITY

	Quantity	Base Number	Contract	AT	Region	England
% of FP17s for the same patient ID Re-attending within 3 months - Children	258	3,159	8.2%	11.6%	12.3%	11.8%
% of FP17s for the same patient ID Re-attending within 3 months - Adults	1,004	6,066	16.6%	14.8%	15.8%	15.6%
% of FP17s for the same patient ID Re-attending between 3 & 9 months - Children	1,694	3,159	53.6%	54.7%	60.1%	58.8%
% of FP17s for the same patient ID Re-attending between 3 & 9 months - Adults	2,433	6,066	40.1%	50.6%	53.3%	51.0%
% of FP17s for Band 1 Urgent Courses	461	8,657	5.3%	8.8%	9.0%	9.0%
% of FP17s Relating to Free Repair or Replacements	144	8,657	1.7%	1.2%	1.0%	0.8%
% of FP17s Relating to Continuations	156	8,657	1.8%	1.3%	1.0%	0.9%
% of Patients satisfied with the dentistry they have received	4	4	N/A	94.3%	93.8%	93.2%
% of Patients satisfied with the time they had to wait for an appointment	4	4	N/A	89.7%	89.4%	88.3%

* This is based on patients treated on this contract for their most recent course of treatment. Figures in italics indicate the base number of FP17s or Patient Questionnaire responses are less than 100. N/A is shown where the base number of responses is less than 10 during the period. % is calculated as Quantity/Base number*100

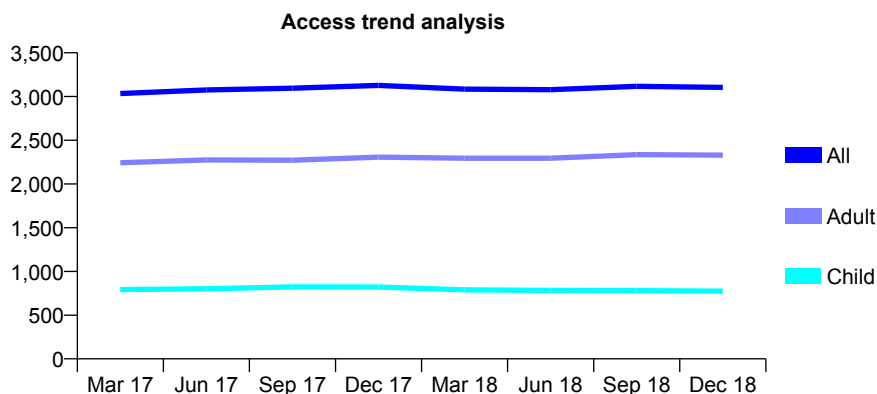
Q45 - Vital Signs At a Glance Contract Report for 325147/0001 - December 2018

Name or company name	MR SG HEMSLEY
Contract type name	Pilot Contract
Purpose of contract	General
Contract start date	01/04/2006
Contract end date	

18/19 Contracted general activity (UDA)	12,000
Carry forward general activity (UDA)	0
18/19 Contracted orthodontic activity (UOA)	0
Carry forward orthodontic activity (UOA)	0
Baseline contract value	£361,878.91

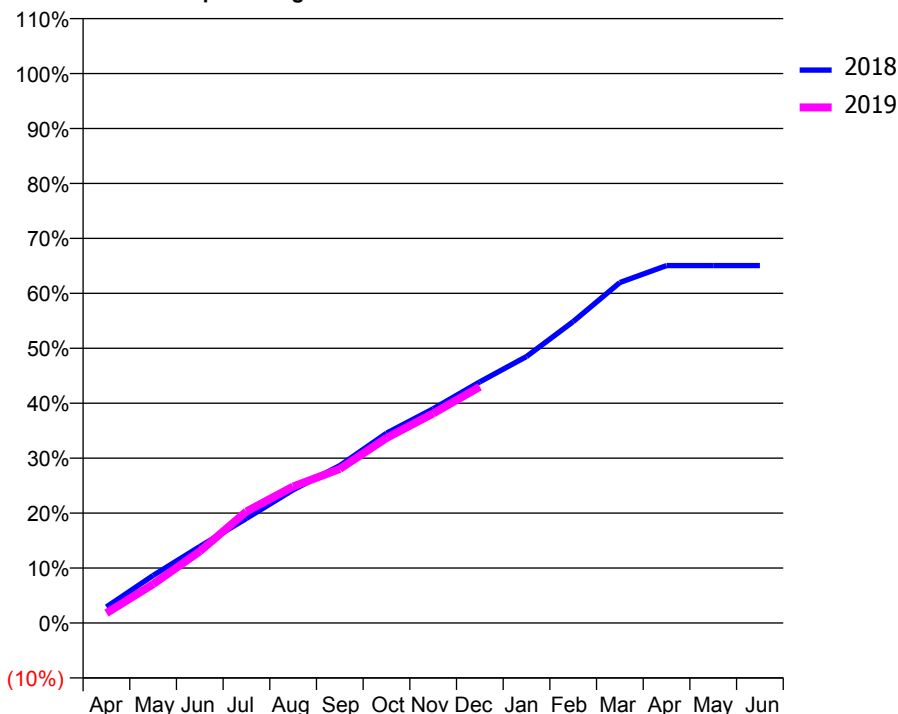
ACCESS*

Patients seen in 24 months	Total	Change since previous quarter
Quarter ending December 2017	3,127	
Quarter ending March 2018	3,084	↓
Quarter ending June 2018	3,078	→
Quarter ending September 2018	3,116	→
Quarter ending December 2018	3,104	→
Variance since December 2017	(0.7%)	→



ACTIVITY

Cumulative percentage of contracted UDA delivered 2018 & 2019



Month	Adjusted Scheduled Activity (UDA)	
	2018	2019
April	351	218
May	1,039	849
June	1,669	1,566
July	2,285	2,435
August	2,907	2,980
September	3,438	3,364
October	4,147	4,040
November	4,679	4,576
December	5,266	5,159
January	5,821	
February	6,583	
March	7,437	
April	7,807	
May	7,807	
June	7,807	

QUALITY

	Quantity	Base Number	Contract	AT	Region	England
% of FP17s for the same patient ID Re-attending within 3 months - Children	17	517	3.3%	11.6%	12.3%	11.8%
% of FP17s for the same patient ID Re-attending within 3 months - Adults	156	1,471	10.6%	14.8%	15.8%	15.6%
% of FP17s for the same patient ID Re-attending between 3 & 9 months - Children	105	517	20.3%	54.7%	60.1%	58.8%
% of FP17s for the same patient ID Re-attending between 3 & 9 months - Adults	337	1,471	22.9%	50.6%	53.3%	51.0%
% of FP17s for Band 1 Urgent Courses	20	1,883	1.1%	8.8%	9.0%	9.0%
% of FP17s Relating to Free Repair or Replacements	25	1,883	1.3%	1.2%	1.0%	0.8%
% of FP17s Relating to Continuations	44	1,883	2.3%	1.3%	1.0%	0.9%
% of Patients satisfied with the dentistry they have received	2	2	N/A	94.3%	93.8%	93.2%
% of Patients satisfied with the time they had to wait for an appointment	2	2	N/A	89.7%	89.4%	88.3%

* This is based on patients treated on this contract for their most recent course of treatment. Figures in italics indicate the base number of FP17s or Patient Questionnaire responses are less than 100. N/A is shown where the base number of responses is less than 10 during the period. % is calculated as Quantity/Base number*100

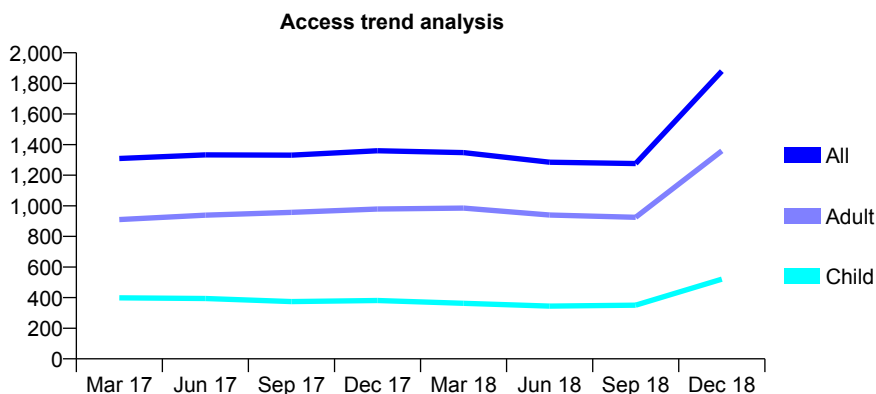
Q45 - Vital Signs At a Glance Contract Report for 326445/0001 - December 2018

Name or company name	MRS M PUTTICK
Contract type name	GDS Contract
Purpose of contract	General
Contract start date	01/04/2006
Contract end date	

18/19 Contracted general activity (UDA)	4,030
Carry forward general activity (UDA)	0
18/19 Contracted orthodontic activity (UOA)	0
Carry forward orthodontic activity (UOA)	0
Baseline contract value	£125,090.23

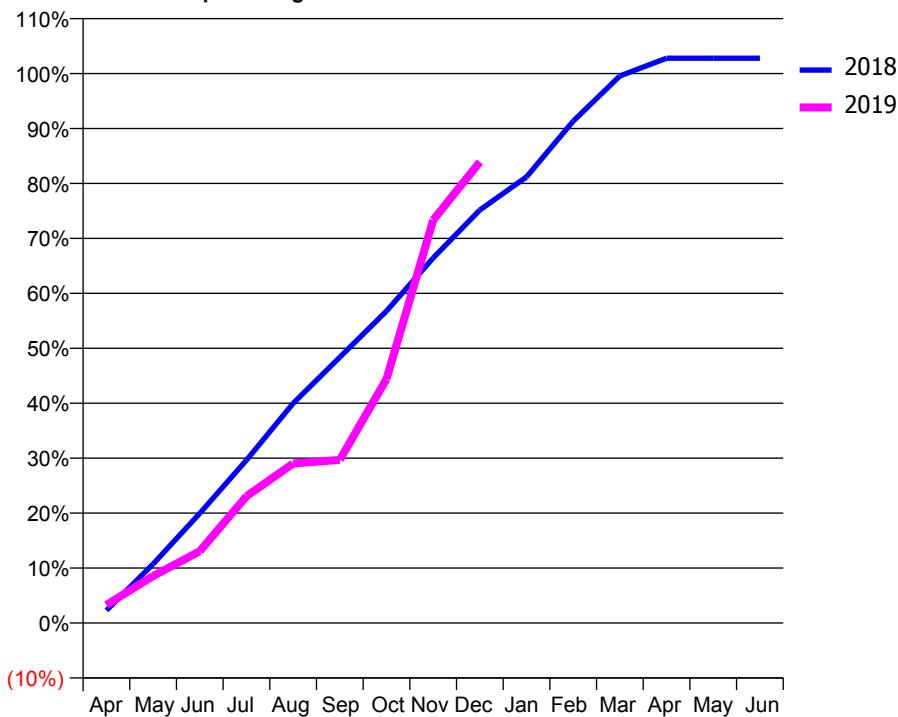
ACCESS*

Patients seen in 24 months	Total	Change since previous quarter
Quarter ending December 2017	1,360	
Quarter ending March 2018	1,348	→
Quarter ending June 2018	1,285	↓
Quarter ending September 2018	1,276	→
Quarter ending December 2018	1,880	↑
Variance since December 2017	38.2%	↑



ACTIVITY

Cumulative percentage of contracted UDA delivered 2018 & 2019



Adjusted Scheduled Activity (UDA)

Month	2018	2019
April	92	132
May	433	345
June	804	526
July	1,194	930
August	1,612	1,170
September	1,949	1,196
October	2,288	1,789
November	2,678	2,955
December	3,029	3,381
January	3,272	
February	3,680	
March	4,012	
April	4,142	
May	4,142	
June	4,142	

QUALITY

	Quantity	Base Number	Contract	AT	Region	England
% of FP17s for the same patient ID Re-attending within 3 months - Children	26	523	5.0%	11.6%	12.3%	11.8%
% of FP17s for the same patient ID Re-attending within 3 months - Adults	72	1,306	5.5%	14.8%	15.8%	15.6%
% of FP17s for the same patient ID Re-attending between 3 & 9 months - Children	162	523	31.0%	54.7%	60.1%	58.8%
% of FP17s for the same patient ID Re-attending between 3 & 9 months - Adults	393	1,306	30.1%	50.6%	53.3%	51.0%
% of FP17s for Band 1 Urgent Courses	72	1,778	4.0%	8.8%	9.0%	9.0%
% of FP17s Relating to Free Repair or Replacements	13	1,778	0.7%	1.2%	1.0%	0.8%
% of FP17s Relating to Continuations	15	1,778	0.8%	1.3%	1.0%	0.9%
% of Patients satisfied with the dentistry they have received	3	3	N/A	94.3%	93.8%	93.2%
% of Patients satisfied with the time they had to wait for an appointment	3	3	N/A	89.7%	89.4%	88.3%

* This is based on patients treated on this contract for their most recent course of treatment. Figures in italics indicate the base number of FP17s or Patient Questionnaire responses are less than 100. N/A is shown where the base number of responses is less than 10 during the period. % is calculated as Quantity/Base number*100

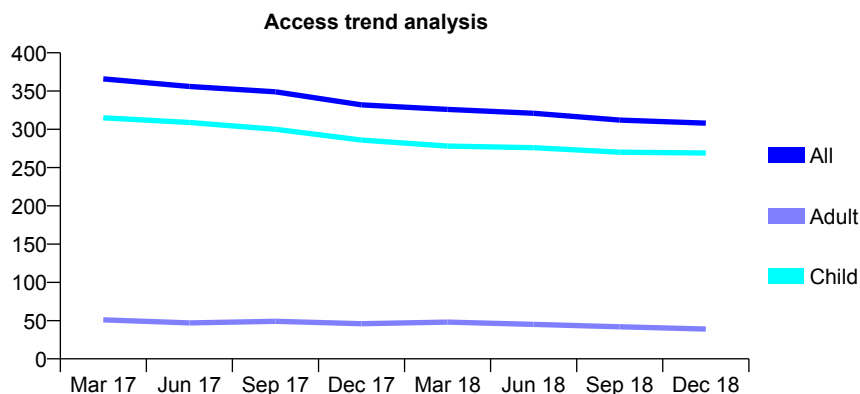
Q45 - Vital Signs At a Glance Contract Report for 326755/0001 - December 2018

Name or company name	MR FN PLAHE
Contract type name	GDS Contract
Purpose of contract	General
Contract start date	01/04/2006
Contract end date	

18/19 Contracted general activity (UDA)	1,678
Carry forward general activity (UDA)	0
18/19 Contracted orthodontic activity (UOA)	0
Carry forward orthodontic activity (UOA)	0
Baseline contract value	£48,721.57

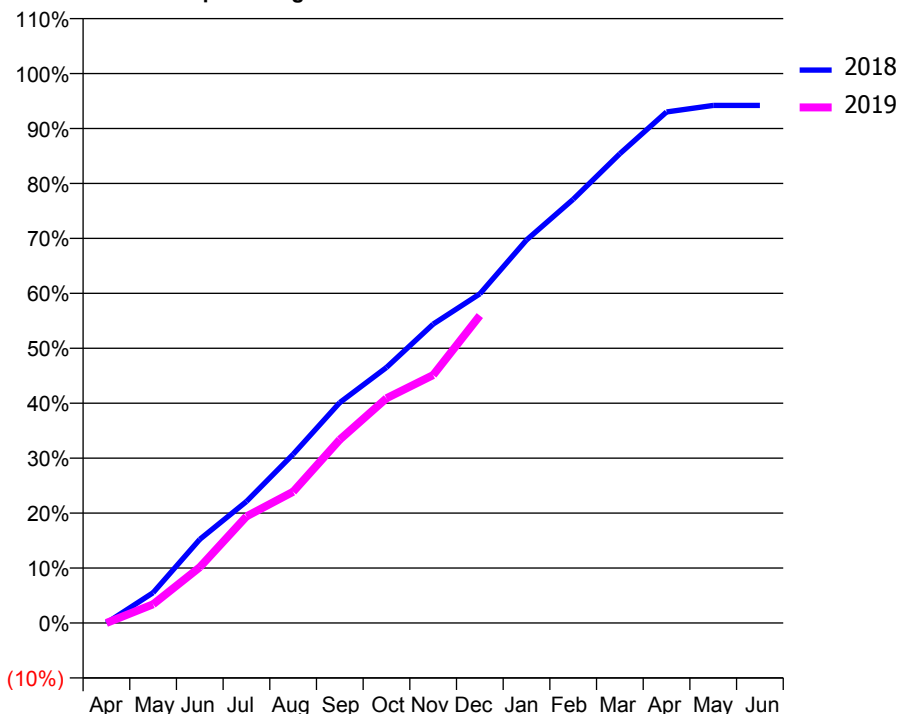
ACCESS*

Patients seen in 24 months	Total	Change since previous quarter
Quarter ending December 2017	332	
Quarter ending March 2018	326	↓
Quarter ending June 2018	321	↓
Quarter ending September 2018	312	↓
Quarter ending December 2018	308	↓
Variance since December 2017	(7.2%)	↓



ACTIVITY

Cumulative percentage of contracted UDA delivered 2018 & 2019



Month	Adjusted Scheduled Activity (UDA)	
	2018	2019
April	0	0
May	93	57
June	255	170
July	371	325
August	515	401
September	673	560
October	780	686
November	913	757
December	1,005	939
January	1,170	
February	1,294	
March	1,433	
April	1,560	
May	1,580	
June	1,580	

QUALITY

	Quantity	Base Number	Contract	AT	Region	England
% of FP17s for the same patient ID Re-attending within 3 months - Children	182	521	34.9%	11.6%	12.3%	11.8%
% of FP17s for the same patient ID Re-attending within 3 months - Adults	0	0	N/A	14.8%	15.8%	15.6%
% of FP17s for the same patient ID Re-attending between 3 & 9 months - Children	250	521	48.0%	54.7%	60.1%	58.8%
% of FP17s for the same patient ID Re-attending between 3 & 9 months - Adults	0	0	N/A	50.6%	53.3%	51.0%
% of FP17s for Band 1 Urgent Courses	62	451	13.7%	8.8%	9.0%	9.0%
% of FP17s Relating to Free Repair or Replacements	1	451	0.2%	1.2%	1.0%	0.8%
% of FP17s Relating to Continuations	4	451	0.9%	1.3%	1.0%	0.9%
% of Patients satisfied with the dentistry they have received	1	1	N/A	94.3%	93.8%	93.2%
% of Patients satisfied with the time they had to wait for an appointment	1	1	N/A	89.7%	89.4%	88.3%

* This is based on patients treated on this contract for their most recent course of treatment. Figures in italics indicate the base number of FP17s or Patient Questionnaire responses are less than 100. N/A is shown where the base number of responses is less than 10 during the period. % is calculated as Quantity/Base number*100

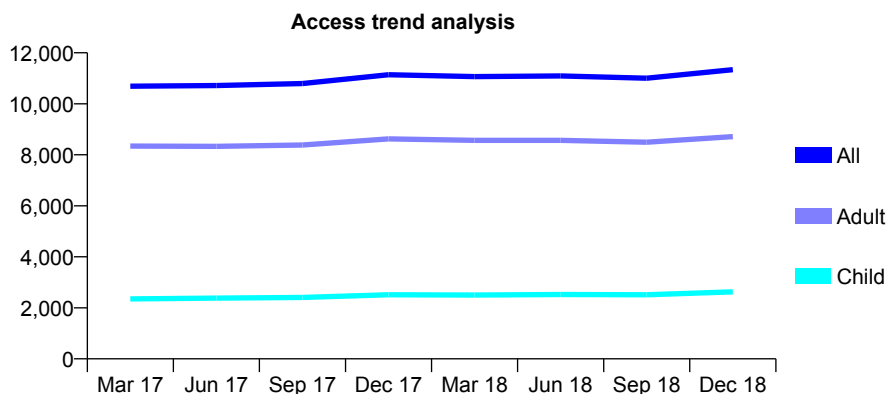
Q45 - Vital Signs At a Glance Contract Report for 328146/0001 - December 2018

Name or company name	MR ND SMITH
Contract type name	GDS Contract
Purpose of contract	General and Orthodontic
Contract start date	01/04/2006
Contract end date	

18/19 Contracted general activity (UDA)	36,811
Carry forward general activity (UDA)	47
18/19 Contracted orthodontic activity (UOA)	630
Carry forward orthodontic activity (UOA)	0
Baseline contract value	£943,949.81

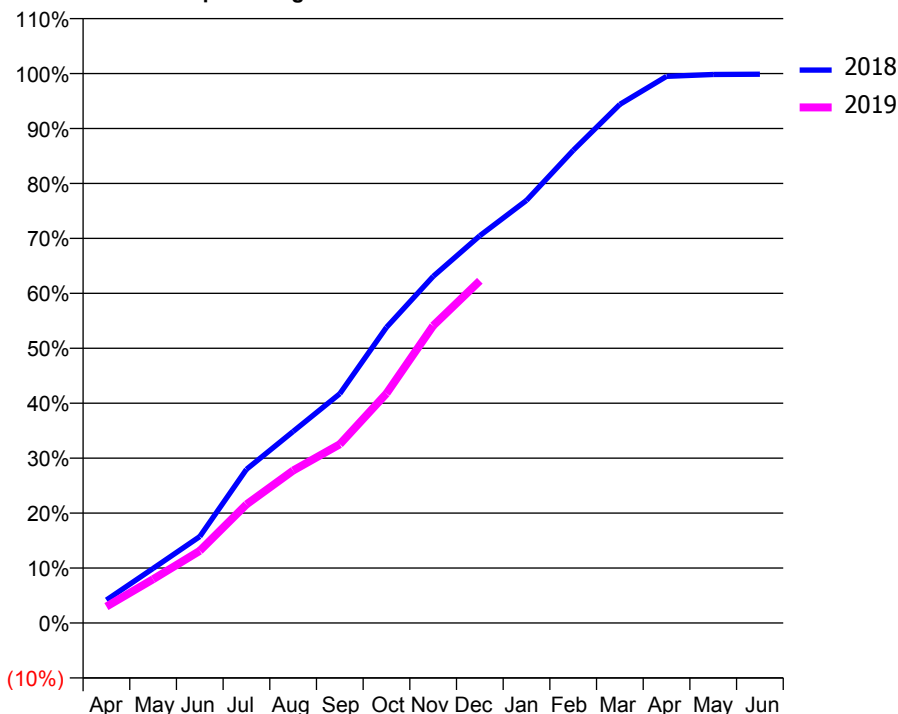
ACCESS*

Patients seen in 24 months	Total	Change since previous quarter
Quarter ending December 2017	11,138	
Quarter ending March 2018	11,069	→
Quarter ending June 2018	11,094	→
Quarter ending September 2018	11,006	→
Quarter ending December 2018	11,338	↑
Variance since December 2017	1.8%	→



ACTIVITY

Cumulative percentage of contracted UDA delivered 2018 & 2019



Month	Adjusted Scheduled Activity (UDA)	
	2018	2019
April	1,415	1,103
May	3,361	2,935
June	5,321	4,837
July	9,453	7,950
August	11,790	10,215
September	14,112	11,977
October	18,195	15,379
November	21,328	19,917
December	23,833	22,925
January	26,004	
February	29,085	
March	31,911	
April	33,637	
May	33,752	
June	33,764	

QUALITY

	Quantity	Base Number	Contract	AT	Region	England
% of FP17s for the same patient ID Re-attending within 3 months - Children	212	2,358	9.0%	11.6%	12.3%	11.8%
% of FP17s for the same patient ID Re-attending within 3 months - Adults	1,031	7,783	13.2%	14.8%	15.8%	15.6%
% of FP17s for the same patient ID Re-attending between 3 & 9 months - Children	973	2,358	41.3%	54.7%	60.1%	58.8%
% of FP17s for the same patient ID Re-attending between 3 & 9 months - Adults	3,419	7,783	43.9%	50.6%	53.3%	51.0%
% of FP17s for Band 1 Urgent Courses	751	9,463	7.9%	8.8%	9.0%	9.0%
% of FP17s Relating to Free Repair or Replacements	73	9,463	0.8%	1.2%	1.0%	0.8%
% of FP17s Relating to Continuations	139	9,463	1.5%	1.3%	1.0%	0.9%
% of Patients satisfied with the dentistry they have received	6	8	N/A	94.3%	93.8%	93.2%
% of Patients satisfied with the time they had to wait for an appointment	4	8	N/A	89.7%	89.4%	88.3%

* This is based on patients treated on this contract for their most recent course of treatment. Figures in italics indicate the base number of FP17s or Patient Questionnaire responses are less than 100. N/A is shown where the base number of responses is less than 10 during the period. % is calculated as Quantity/Base number*100

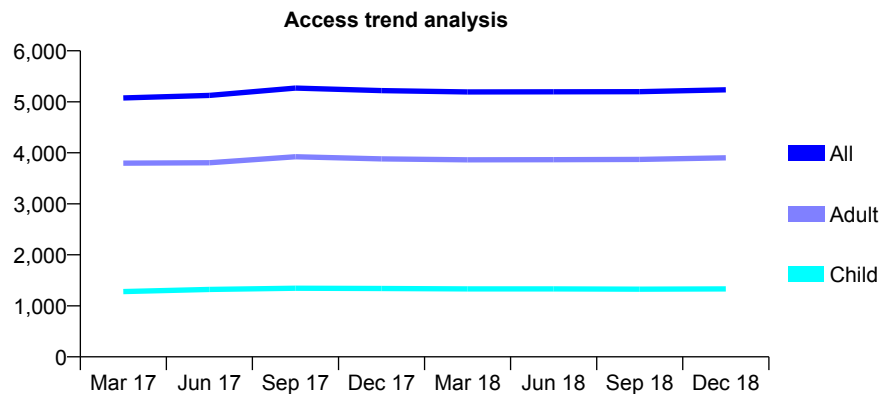
Q45 - Vital Signs At a Glance Contract Report for 329711/0002 - December 2018

Name or company name	MR S NEPALI
Contract type name	GDS Contract
Purpose of contract	General
Contract start date	01/04/2006
Contract end date	

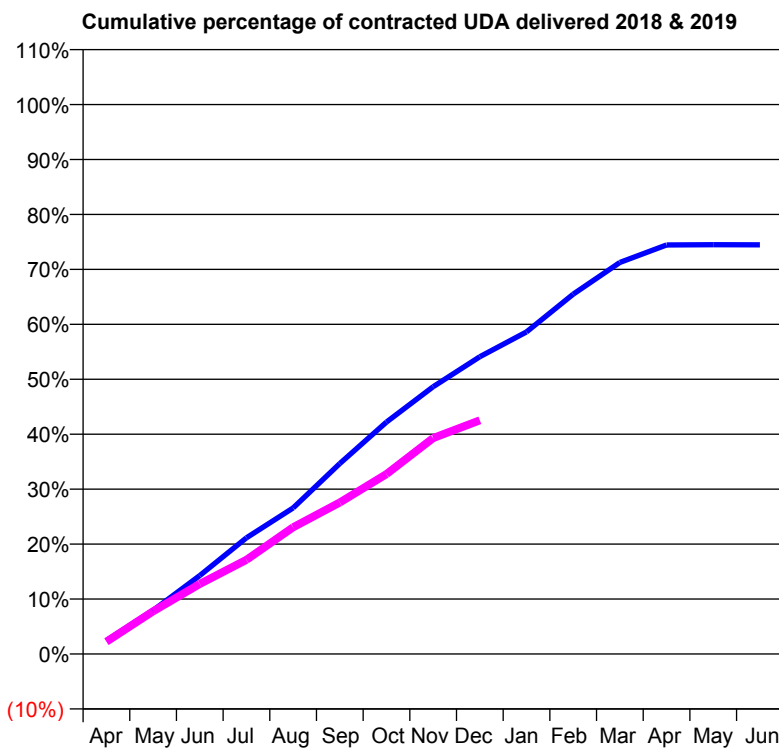
18/19 Contracted general activity (UDA)	19,500
Carry forward general activity (UDA)	0
18/19 Contracted orthodontic activity (UOA)	0
Carry forward orthodontic activity (UOA)	0
Baseline contract value	£531,081.86

ACCESS*

Patients seen in 24 months	Total	Change since previous quarter
Quarter ending December 2017	5,220	
Quarter ending March 2018	5,194	→
Quarter ending June 2018	5,197	→
Quarter ending September 2018	5,199	→
Quarter ending December 2018	5,235	→
Variance since December 2017	0.3%	→



ACTIVITY



Month	Adjusted Scheduled Activity (UDA)	
	2018	2019
April	475	440
May	1,549	1,516
June	2,786	2,485
July	4,125	3,342
August	5,185	4,497
September	6,761	5,378
October	8,230	6,388
November	9,485	7,663
December	10,549	8,293
January	11,431	
February	12,768	
March	13,896	
April	14,514	
May	14,524	
June	14,522	

QUALITY

	Quantity	Base Number	Contract	AT	Region	England
% of FP17s for the same patient ID Re-attending within 3 months - Children	65	1,010	6.4%	11.6%	12.3%	11.8%
% of FP17s for the same patient ID Re-attending within 3 months - Adults	383	2,902	13.2%	14.8%	15.8%	15.6%
% of FP17s for the same patient ID Re-attending between 3 & 9 months - Children	437	1,010	43.3%	54.7%	60.1%	58.8%
% of FP17s for the same patient ID Re-attending between 3 & 9 months - Adults	1,370	2,902	47.2%	50.6%	53.3%	51.0%
% of FP17s for Band 1 Urgent Courses	383	3,647	10.5%	8.8%	9.0%	9.0%
% of FP17s Relating to Free Repair or Replacements	63	3,647	1.7%	1.2%	1.0%	0.8%
% of FP17s Relating to Continuations	47	3,647	1.3%	1.3%	1.0%	0.9%
% of Patients satisfied with the dentistry they have received	2	2	N/A	94.3%	93.8%	93.2%
% of Patients satisfied with the time they had to wait for an appointment	2	2	N/A	89.7%	89.4%	88.3%

* This is based on patients treated on this contract for their most recent course of treatment. Figures in italics indicate the base number of FP17s or Patient Questionnaire responses are less than 100. N/A is shown where the base number of responses is less than 10 during the period. % is calculated as Quantity/Base number*100

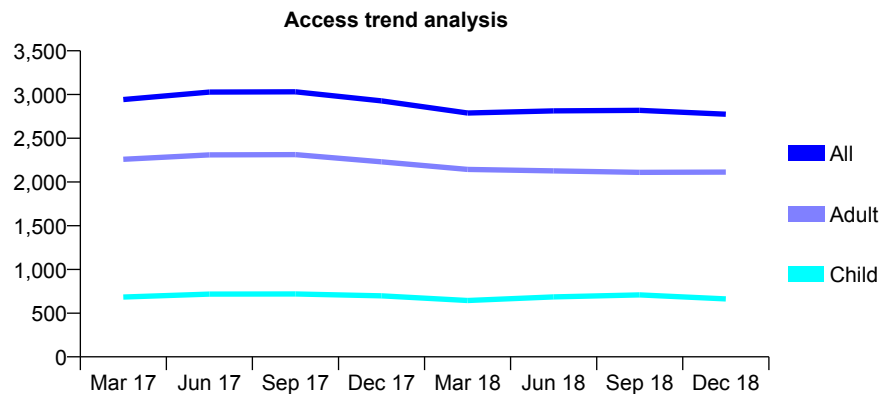
Q45 - Vital Signs At a Glance Contract Report for 331260/0001 - December 2018

Name or company name	MRS CR WILLIS
Contract type name	GDS Contract
Purpose of contract	General
Contract start date	01/04/2006
Contract end date	

18/19 Contracted general activity (UDA)	8,101
Carry forward general activity (UDA)	-81
18/19 Contracted orthodontic activity (UOA)	0
Carry forward orthodontic activity (UOA)	0
Baseline contract value	£214,660.70

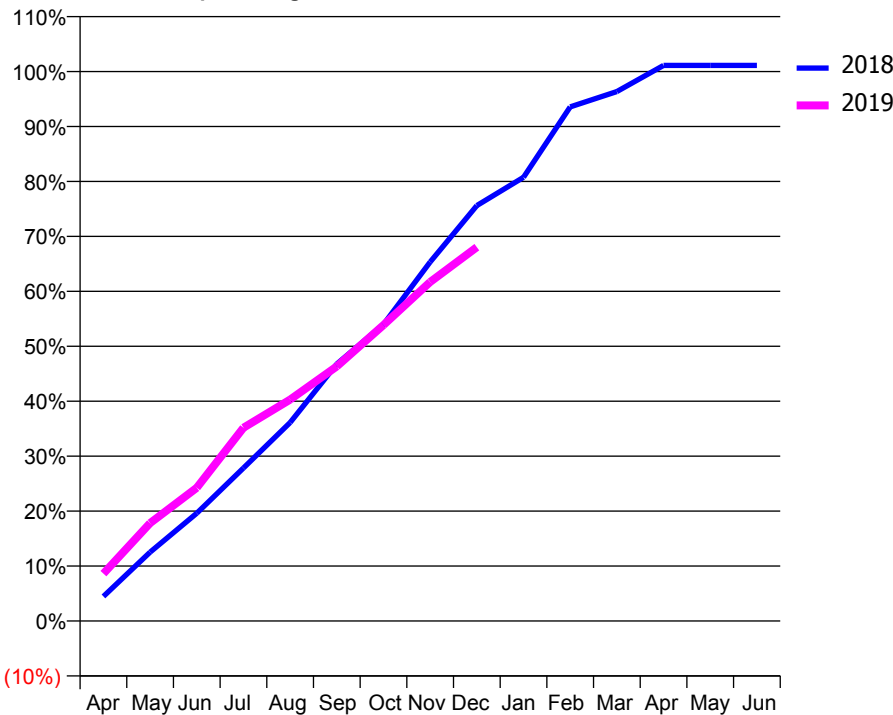
ACCESS*

Patients seen in 24 months	Total	Change since previous quarter
Quarter ending December 2017	2,928	
Quarter ending March 2018	2,788	↓
Quarter ending June 2018	2,813	→
Quarter ending September 2018	2,819	→
Quarter ending December 2018	2,775	↓
Variance since December 2017	(5.2%)	↓



ACTIVITY

Cumulative percentage of contracted UDA delivered 2018 & 2019



Month	Adjusted Scheduled Activity (UDA)	
	2018	2019
April	330	699
May	924	1,443
June	1,445	1,965
July	2,051	2,849
August	2,660	3,265
September	3,445	3,755
October	3,976	4,364
November	4,812	4,998
December	5,568	5,511
January	5,947	
February	6,890	
March	7,096	
April	7,446	
May	7,446	
June	7,446	

QUALITY

	Quantity	Base Number	Contract	AT	Region	England
% of FP17s for the same patient ID Re-attending within 3 months - Children	18	699	2.6%	11.6%	12.3%	11.8%
% of FP17s for the same patient ID Re-attending within 3 months - Adults	215	2,169	9.9%	14.8%	15.8%	15.6%
% of FP17s for the same patient ID Re-attending between 3 & 9 months - Children	203	699	29.0%	54.7%	60.1%	58.8%
% of FP17s for the same patient ID Re-attending between 3 & 9 months - Adults	689	2,169	31.8%	50.6%	53.3%	51.0%
% of FP17s for Band 1 Urgent Courses	202	2,590	7.8%	8.8%	9.0%	9.0%
% of FP17s Relating to Free Repair or Replacements	26	2,590	1.0%	1.2%	1.0%	0.8%
% of FP17s Relating to Continuations	15	2,590	0.6%	1.3%	1.0%	0.9%
% of Patients satisfied with the dentistry they have received	3	3	N/A	94.3%	93.8%	93.2%
% of Patients satisfied with the time they had to wait for an appointment	2	3	N/A	89.7%	89.4%	88.3%

* This is based on patients treated on this contract for their most recent course of treatment. Figures in italics indicate the base number of FP17s or Patient Questionnaire responses are less than 100. N/A is shown where the base number of responses is less than 10 during the period. % is calculated as Quantity/Base number*100

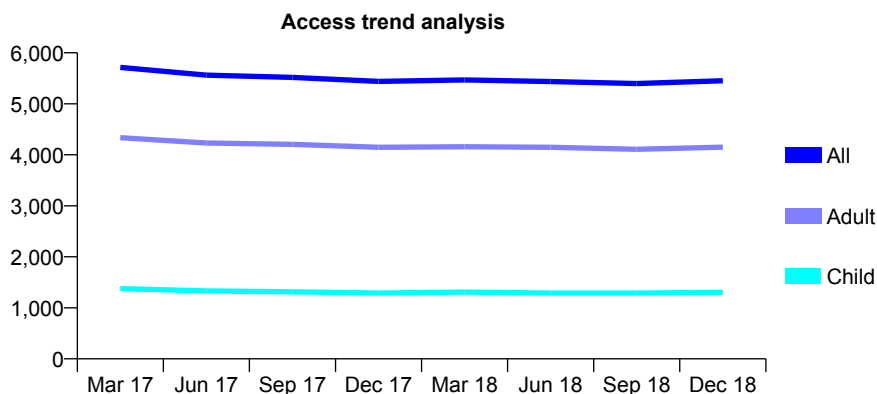
Q45 - Vital Signs At a Glance Contract Report for 334073/0001 - December 2018

Name or company name	MR AM SPIVEY
Contract type name	GDS Contract
Purpose of contract	General and Orthodontic
Contract start date	01/04/2006
Contract end date	

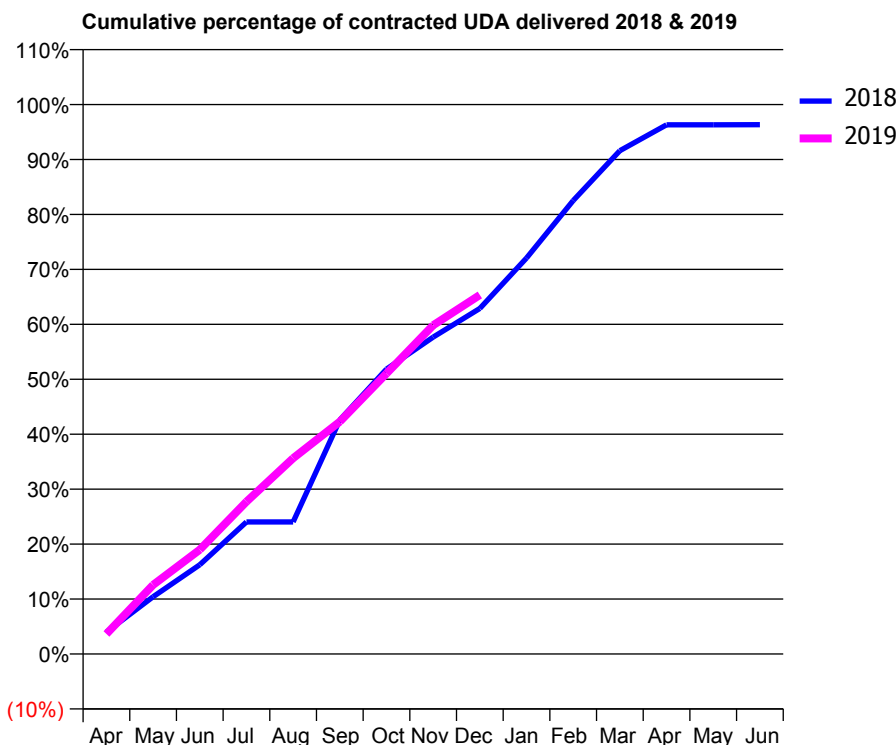
18/19 Contracted general activity (UDA)	19,763
Carry forward general activity (UDA)	0
18/19 Contracted orthodontic activity (UOA)	0
Carry forward orthodontic activity (UOA)	0
Baseline contract value	£482,565.62

ACCESS*

Patients seen in 24 months	Total	Change since previous quarter
Quarter ending December 2017	5,440	
Quarter ending March 2018	5,468	→
Quarter ending June 2018	5,436	→
Quarter ending September 2018	5,397	→
Quarter ending December 2018	5,453	→
Variance since December 2017	0.2%	→



ACTIVITY



Month	Adjusted Scheduled Activity (UDA)	
	2018	2019
April	770	722
May	2,005	2,487
June	3,132	3,752
July	4,632	5,481
August	4,632	7,044
September	8,207	8,355
October	9,989	10,088
November	11,110	11,826
December	12,112	12,915
January	13,883	
February	15,894	
March	17,642	
April	18,550	
May	18,550	
June	18,557	

QUALITY

	Quantity	Base Number	Contract	AT	Region	England
% of FP17s for the same patient ID Re-attending within 3 months - Children	67	1,501	4.5%	11.6%	12.3%	11.8%
% of FP17s for the same patient ID Re-attending within 3 months - Adults	551	4,489	12.3%	14.8%	15.8%	15.6%
% of FP17s for the same patient ID Re-attending between 3 & 9 months - Children	910	1,501	60.6%	54.7%	60.1%	58.8%
% of FP17s for the same patient ID Re-attending between 3 & 9 months - Adults	2,757	4,489	61.4%	50.6%	53.3%	51.0%
% of FP17s for Band 1 Urgent Courses	350	5,600	6.3%	8.8%	9.0%	9.0%
% of FP17s Relating to Free Repair or Replacements	71	5,600	1.3%	1.2%	1.0%	0.8%
% of FP17s Relating to Continuations	25	5,600	0.4%	1.3%	1.0%	0.9%
% of Patients satisfied with the dentistry they have received	8	8	N/A	94.3%	93.8%	93.2%
% of Patients satisfied with the time they had to wait for an appointment	8	8	N/A	89.7%	89.4%	88.3%

* This is based on patients treated on this contract for their most recent course of treatment. Figures in italics indicate the base number of FP17s or Patient Questionnaire responses are less than 100. N/A is shown where the base number of responses is less than 10 during the period. % is calculated as Quantity/Base number*100

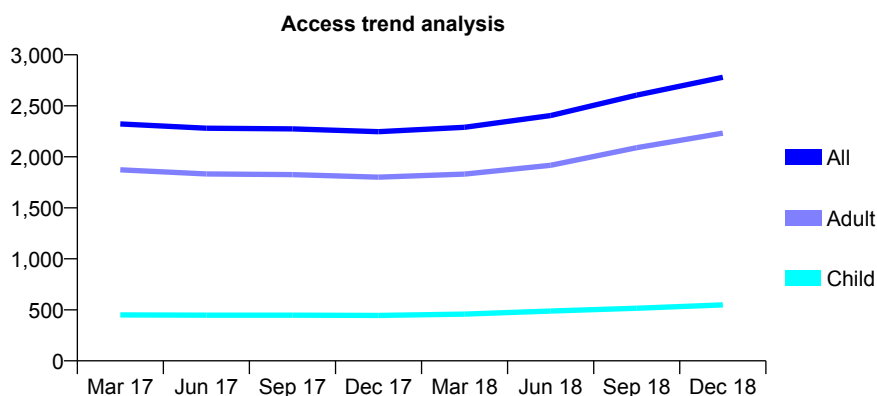
Q45 - Vital Signs At a Glance Contract Report for 367761/0001 - December 2018

Name or company name	MISS EM ALLEN
Contract type name	GDS Contract
Purpose of contract	General
Contract start date	13/03/2011
Contract end date	

18/19 Contracted general activity (UDA)	13,982
Carry forward general activity (UDA)	-500
18/19 Contracted orthodontic activity (UOA)	0
Carry forward orthodontic activity (UOA)	0
Baseline contract value	£387,638.44

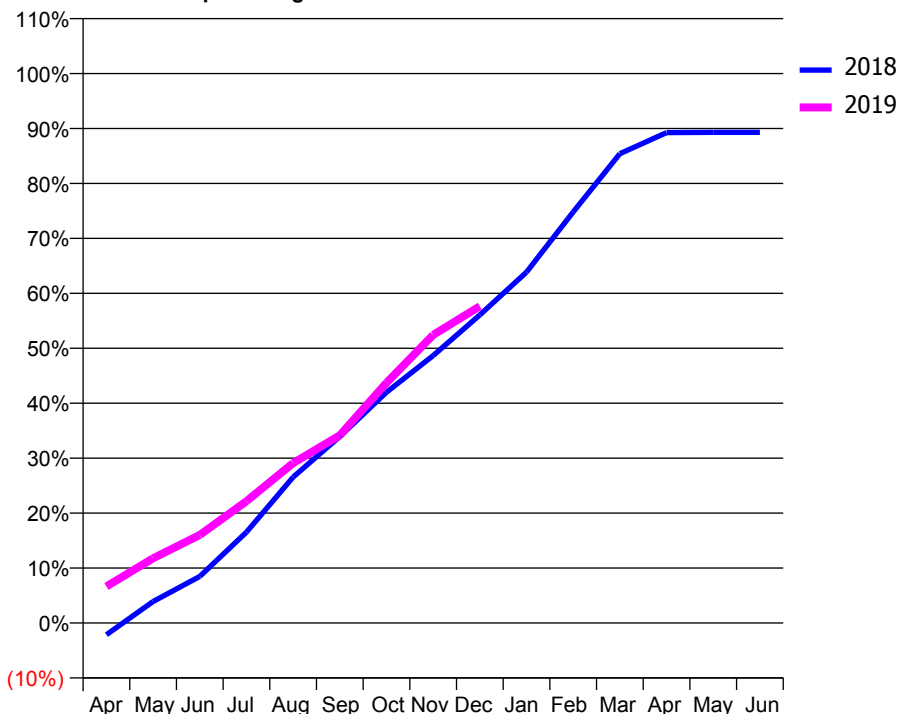
ACCESS*

Patients seen in 24 months	Total	Change since previous quarter
Quarter ending December 2017	2,246	
Quarter ending March 2018	2,289	→
Quarter ending June 2018	2,405	↑
Quarter ending September 2018	2,605	↑
Quarter ending December 2018	2,780	↑
Variance since December 2017	23.8%	↑



ACTIVITY

Cumulative percentage of contracted UDA delivered 2018 & 2019



Month	Adjusted Scheduled Activity (UDA)	
	2018	2019
April	-161	930
May	294	1,649
June	634	2,243
July	1,237	3,101
August	1,987	4,069
September	2,539	4,775
October	3,141	6,114
November	3,641	7,331
December	4,195	8,061
January	4,777	
February	5,597	
March	6,390	
April	6,677	
May	6,681	
June	6,681	

QUALITY

	Quantity	Base Number	Contract	AT	Region	England
% of FP17s for the same patient ID Re-attending within 3 months - Children	93	611	15.2%	11.6%	12.3%	11.8%
% of FP17s for the same patient ID Re-attending within 3 months - Adults	646	2,705	23.9%	14.8%	15.8%	15.6%
% of FP17s for the same patient ID Re-attending between 3 & 9 months - Children	289	611	47.3%	54.7%	60.1%	58.8%
% of FP17s for the same patient ID Re-attending between 3 & 9 months - Adults	1,057	2,705	39.1%	50.6%	53.3%	51.0%
% of FP17s for Band 1 Urgent Courses	458	3,184	14.4%	8.8%	9.0%	9.0%
% of FP17s Relating to Free Repair or Replacements	11	3,184	0.3%	1.2%	1.0%	0.8%
% of FP17s Relating to Continuations	65	3,184	2.0%	1.3%	1.0%	0.9%
% of Patients satisfied with the dentistry they have received	3	3	N/A	94.3%	93.8%	93.2%
% of Patients satisfied with the time they had to wait for an appointment	3	3	N/A	89.7%	89.4%	88.3%

* This is based on patients treated on this contract for their most recent course of treatment. Figures in italics indicate the base number of FP17s or Patient Questionnaire responses are less than 100. N/A is shown where the base number of responses is less than 10 during the period. % is calculated as Quantity/Base number*100

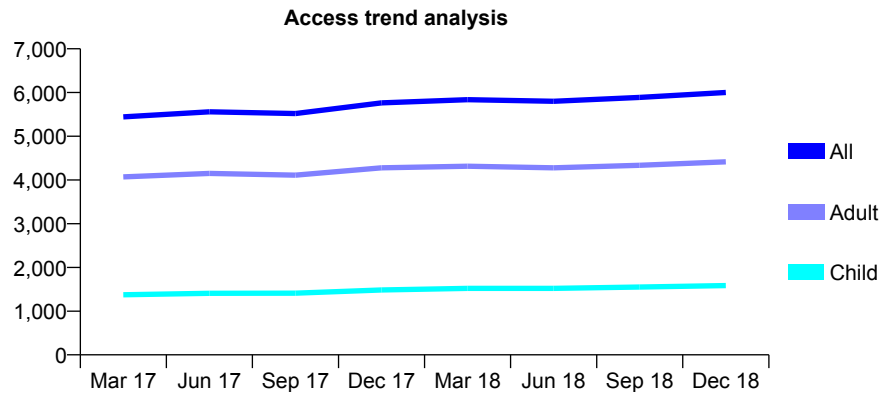
Q45 - Vital Signs At a Glance Contract Report for 399671/0001 - December 2018

Name or company name	MR N SUGGETT
Contract type name	GDS Contract
Purpose of contract	General
Contract start date	20/12/2010
Contract end date	

18/19 Contracted general activity (UDA)	18,907
Carry forward general activity (UDA)	547
18/19 Contracted orthodontic activity (UOA)	0
Carry forward orthodontic activity (UOA)	0
Baseline contract value	£430,271.72

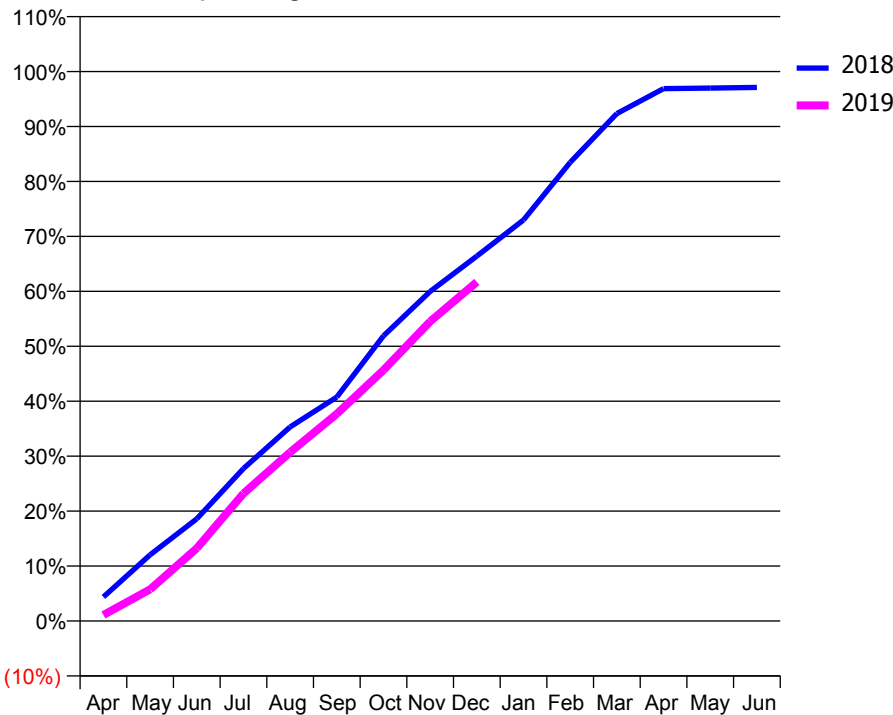
ACCESS*

Patients seen in 24 months	Total	Change since previous quarter
Quarter ending December 2017	5,762	
Quarter ending March 2018	5,836	→
Quarter ending June 2018	5,799	→
Quarter ending September 2018	5,887	→
Quarter ending December 2018	6,001	→
Variance since December 2017	4.1%	↑



ACTIVITY

Cumulative percentage of contracted UDA delivered 2018 & 2019



Month	Adjusted Scheduled Activity (UDA)	
	2018	2019
April	828	207
May	2,276	1,089
June	3,517	2,502
July	5,247	4,387
August	6,679	5,808
September	7,708	7,127
October	9,812	8,632
November	11,339	10,307
December	12,555	11,663
January	13,800	
February	15,782	
March	17,459	
April	18,319	
May	18,339	
June	18,360	

QUALITY

	Quantity	Base Number	Contract	AT	Region	England
% of FP17s for the same patient ID Re-attending within 3 months - Children	88	1,452	6.1%	11.6%	12.3%	11.8%
% of FP17s for the same patient ID Re-attending within 3 months - Adults	492	3,835	12.8%	14.8%	15.8%	15.6%
% of FP17s for the same patient ID Re-attending between 3 & 9 months - Children	747	1,452	51.4%	54.7%	60.1%	58.8%
% of FP17s for the same patient ID Re-attending between 3 & 9 months - Adults	1,799	3,835	46.9%	50.6%	53.3%	51.0%
% of FP17s for Band 1 Urgent Courses	402	4,998	8.0%	8.8%	9.0%	9.0%
% of FP17s Relating to Free Repair or Replacements	57	4,998	1.1%	1.2%	1.0%	0.8%
% of FP17s Relating to Continuations	72	4,998	1.4%	1.3%	1.0%	0.9%
% of Patients satisfied with the dentistry they have received	5	5	N/A	94.3%	93.8%	93.2%
% of Patients satisfied with the time they had to wait for an appointment	5	5	N/A	89.7%	89.4%	88.3%

* This is based on patients treated on this contract for their most recent course of treatment. Figures in italics indicate the base number of FP17s or Patient Questionnaire responses are less than 100. N/A is shown where the base number of responses is less than 10 during the period. % is calculated as Quantity/Base number*100

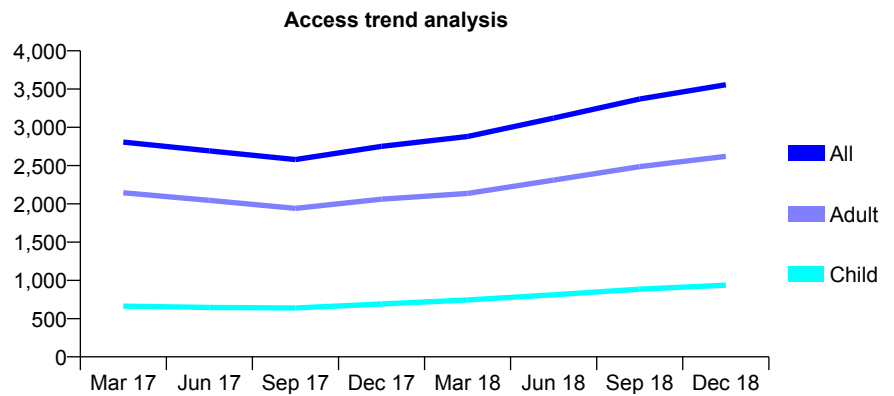
Q45 - Vital Signs At a Glance Contract Report for 462373/0001 - December 2018

Name or company name	Wentworth House Dental Practice
Contract type name	GDS Contract
Purpose of contract	General
Contract start date	01/07/2014
Contract end date	

18/19 Contracted general activity (UDA)	14,089
Carry forward general activity (UDA)	0
18/19 Contracted orthodontic activity (UOA)	0
Carry forward orthodontic activity (UOA)	0
Baseline contract value	£377,854.15

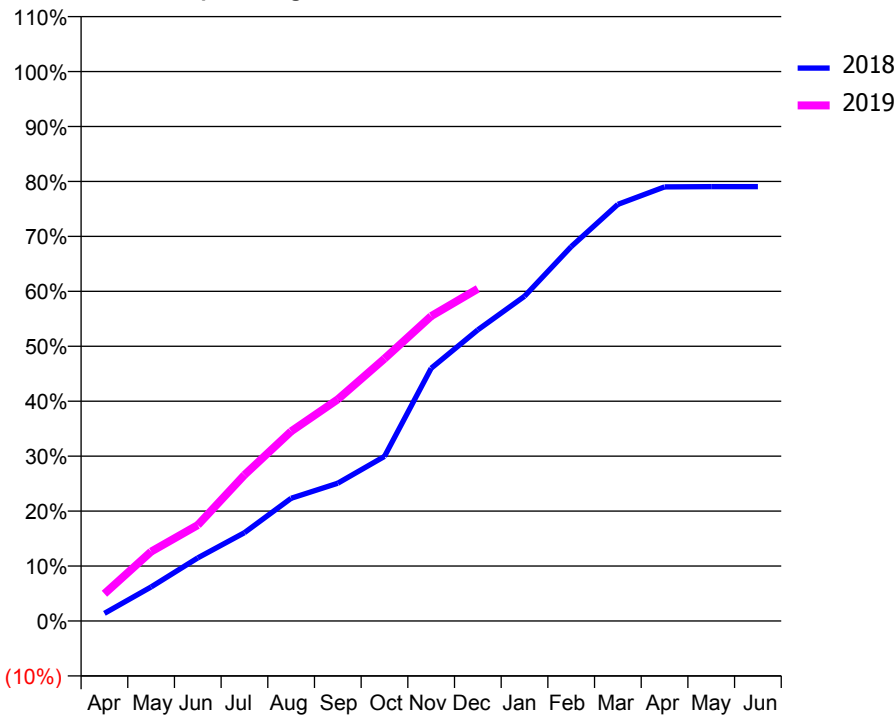
ACCESS*

Patients seen in 24 months	Total	Change since previous quarter
Quarter ending December 2017	2,752	
Quarter ending March 2018	2,880	↑
Quarter ending June 2018	3,121	↑
Quarter ending September 2018	3,370	↑
Quarter ending December 2018	3,557	↑
Variance since December 2017	29.3%	↑



ACTIVITY

Cumulative percentage of contracted UDA delivered 2018 & 2019



Month	Adjusted Scheduled Activity (UDA)	
	2018	2019
April	198	700
May	874	1,780
June	1,617	2,460
July	2,266	3,746
August	3,146	4,862
September	3,533	5,684
October	4,221	6,727
November	6,479	7,818
December	7,467	8,517
January	8,326	
February	9,600	
March	10,682	
April	11,130	
May	11,137	
June	11,138	

QUALITY

	Quantity	Base Number	Contract	AT	Region	England
% of FP17s for the same patient ID Re-attending within 3 months - Children	63	1,149	5.5%	11.6%	12.3%	11.8%
% of FP17s for the same patient ID Re-attending within 3 months - Adults	306	2,736	11.2%	14.8%	15.8%	15.6%
% of FP17s for the same patient ID Re-attending between 3 & 9 months - Children	646	1,149	56.2%	54.7%	60.1%	58.8%
% of FP17s for the same patient ID Re-attending between 3 & 9 months - Adults	1,325	2,736	48.4%	50.6%	53.3%	51.0%
% of FP17s for Band 1 Urgent Courses	259	3,735	6.9%	8.8%	9.0%	9.0%
% of FP17s Relating to Free Repair or Replacements	27	3,735	0.7%	1.2%	1.0%	0.8%
% of FP17s Relating to Continuations	29	3,735	0.8%	1.3%	1.0%	0.9%
% of Patients satisfied with the dentistry they have received	1	2	N/A	94.3%	93.8%	93.2%
% of Patients satisfied with the time they had to wait for an appointment	2	2	N/A	89.7%	89.4%	88.3%

* This is based on patients treated on this contract for their most recent course of treatment. Figures in italics indicate the base number of FP17s or Patient Questionnaire responses are less than 100. N/A is shown where the base number of responses is less than 10 during the period. % is calculated as Quantity/Base number*100

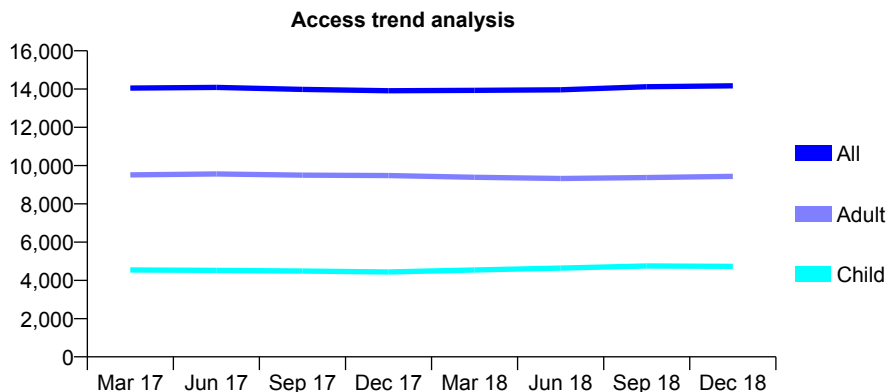
Q45 - Vital Signs At a Glance Contract Report for 569992/0001 - December 2018

Name or company name	Mr Michael Stanley Hulley
Contract type name	GDS Contract
Purpose of contract	General
Contract start date	01/04/2006
Contract end date	

18/19 Contracted general activity (UDA)	42,999
Carry forward general activity (UDA)	0
18/19 Contracted orthodontic activity (UOA)	0
Carry forward orthodontic activity (UOA)	0
Baseline contract value	£1,060,037.37

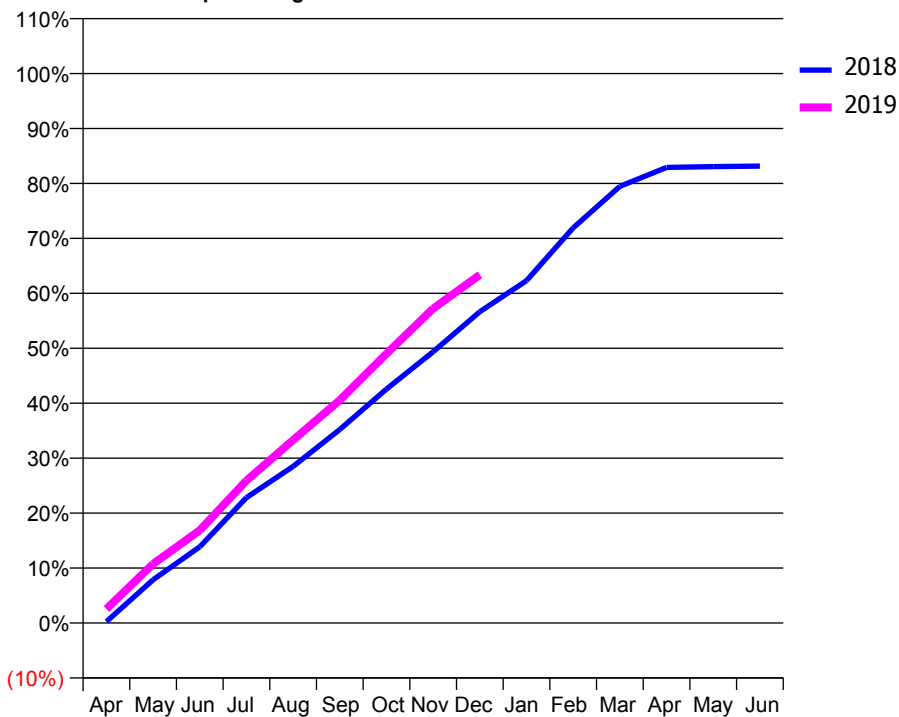
ACCESS*

Patients seen in 24 months	Total	Change since previous quarter
Quarter ending December 2017	13,915	
Quarter ending March 2018	13,930	→
Quarter ending June 2018	13,964	→
Quarter ending September 2018	14,124	→
Quarter ending December 2018	14,167	→
Variance since December 2017	1.8%	→



ACTIVITY

Cumulative percentage of contracted UDA delivered 2018 & 2019



Month	Adjusted Scheduled Activity (UDA)	
	2018	2019
April	110	1,105
May	3,389	4,632
June	5,967	7,253
July	9,812	11,144
August	12,251	14,320
September	15,141	17,443
October	18,306	21,077
November	21,226	24,614
December	24,363	27,249
January	26,790	
February	30,925	
March	34,169	
April	35,651	
May	35,714	
June	35,751	

QUALITY

	Quantity	Base Number	Contract	AT	Region	England
% of FP17s for the same patient ID Re-attending within 3 months - Children	364	5,382	6.8%	11.6%	12.3%	11.8%
% of FP17s for the same patient ID Re-attending within 3 months - Adults	1,227	9,307	13.2%	14.8%	15.8%	15.6%
% of FP17s for the same patient ID Re-attending between 3 & 9 months - Children	3,159	5,382	58.7%	54.7%	60.1%	58.8%
% of FP17s for the same patient ID Re-attending between 3 & 9 months - Adults	4,796	9,307	51.5%	50.6%	53.3%	51.0%
% of FP17s for Band 1 Urgent Courses	1,714	13,912	12.3%	8.8%	9.0%	9.0%
% of FP17s Relating to Free Repair or Replacements	372	13,912	2.7%	1.2%	1.0%	0.8%
% of FP17s Relating to Continuations	115	13,912	0.8%	1.3%	1.0%	0.9%
% of Patients satisfied with the dentistry they have received	6	6	N/A	94.3%	93.8%	93.2%
% of Patients satisfied with the time they had to wait for an appointment	5	6	N/A	89.7%	89.4%	88.3%

* This is based on patients treated on this contract for their most recent course of treatment. Figures in italics indicate the base number of FP17s or Patient Questionnaire responses are less than 100. N/A is shown where the base number of responses is less than 10 during the period. % is calculated as Quantity/Base number*100

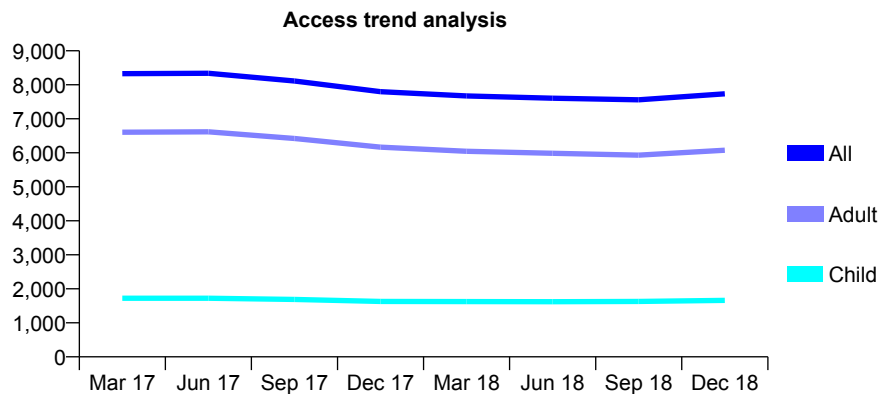
Q45 - Vital Signs At a Glance Contract Report for 572926/0001 - December 2018

Name or company name	Avante Dental Care Partnership
Contract type name	GDS Contract
Purpose of contract	General and Orthodontic
Contract start date	01/04/2006
Contract end date	

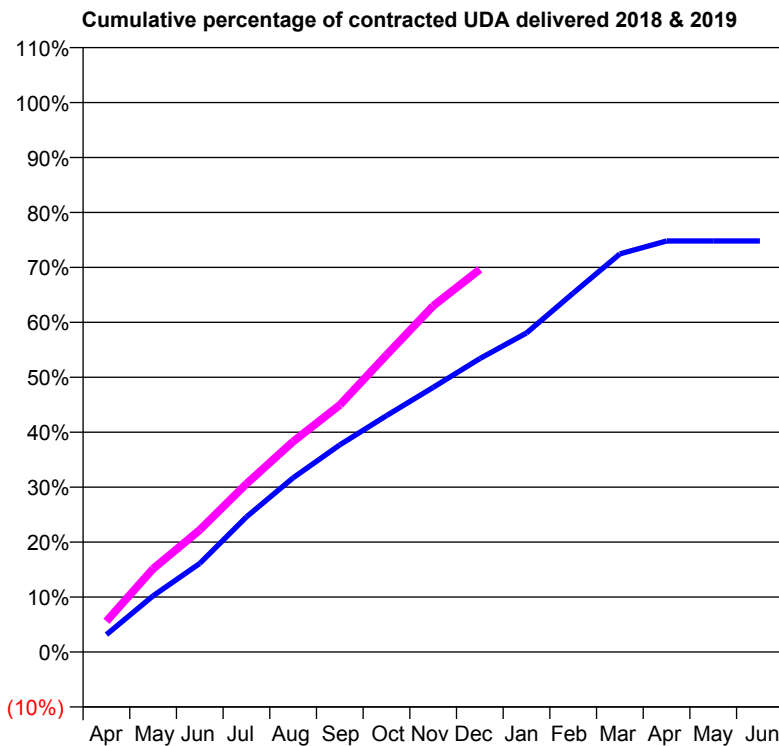
18/19 Contracted general activity (UDA)	22,440
Carry forward general activity (UDA)	0
18/19 Contracted orthodontic activity (UOA)	0
Carry forward orthodontic activity (UOA)	0
Baseline contract value	£545,554.28

ACCESS*

Patients seen in 24 months	Total	Change since previous quarter
Quarter ending December 2017	7,797	
Quarter ending March 2018	7,674	↓
Quarter ending June 2018	7,605	→
Quarter ending September 2018	7,560	→
Quarter ending December 2018	7,737	↑
Variance since December 2017	(0.8%)	→



ACTIVITY



Month	Adjusted Scheduled Activity (UDA)	
	2018	2019
April	866	1,255
May	2,808	3,401
June	4,426	4,987
July	6,751	6,870
August	8,697	8,598
September	10,345	10,085
October	11,802	12,128
November	13,218	14,133
December	14,651	15,627
January	15,931	
February	17,926	
March	19,879	
April	20,525	
May	20,527	
June	20,526	

QUALITY

	Quantity	Base Number	Contract	AT	Region	England
% of FP17s for the same patient ID Re-attending within 3 months - Children	106	1,942	5.5%	11.6%	12.3%	11.8%
% of FP17s for the same patient ID Re-attending within 3 months - Adults	723	7,035	10.3%	14.8%	15.8%	15.6%
% of FP17s for the same patient ID Re-attending between 3 & 9 months - Children	1,201	1,942	61.8%	54.7%	60.1%	58.8%
% of FP17s for the same patient ID Re-attending between 3 & 9 months - Adults	4,436	7,035	63.1%	50.6%	53.3%	51.0%
% of FP17s for Band 1 Urgent Courses	340	8,611	3.9%	8.8%	9.0%	9.0%
% of FP17s Relating to Free Repair or Replacements	39	8,611	0.5%	1.2%	1.0%	0.8%
% of FP17s Relating to Continuations	166	8,611	1.9%	1.3%	1.0%	0.9%
% of Patients satisfied with the dentistry they have received	5	5	N/A	94.3%	93.8%	93.2%
% of Patients satisfied with the time they had to wait for an appointment	5	5	N/A	89.7%	89.4%	88.3%

* This is based on patients treated on this contract for their most recent course of treatment. Figures in italics indicate the base number of FP17s or Patient Questionnaire responses are less than 100. N/A is shown where the base number of responses is less than 10 during the period. % is calculated as Quantity/Base number*100

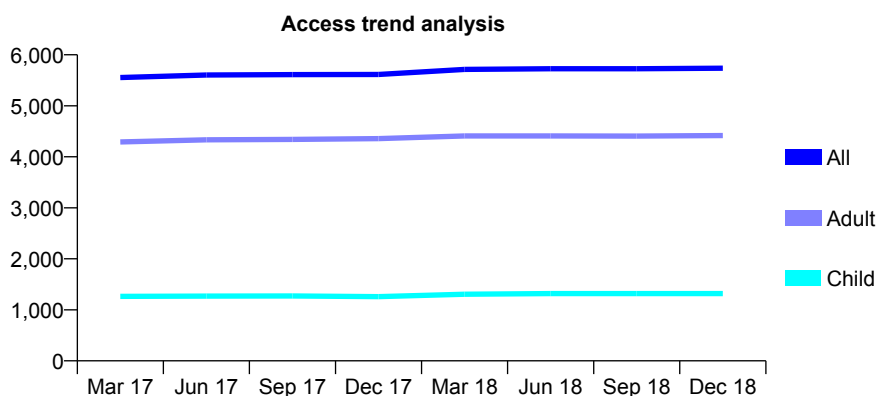
Q45 - Vital Signs At a Glance Contract Report for 576549/0001 - December 2018

Name or company name	Ashby and Atkinson
Contract type name	GDS Contract
Purpose of contract	General
Contract start date	01/04/2006
Contract end date	

18/19 Contracted general activity (UDA)	13,993
Carry forward general activity (UDA)	467
18/19 Contracted orthodontic activity (UOA)	0
Carry forward orthodontic activity (UOA)	0
Baseline contract value	£396,194.96

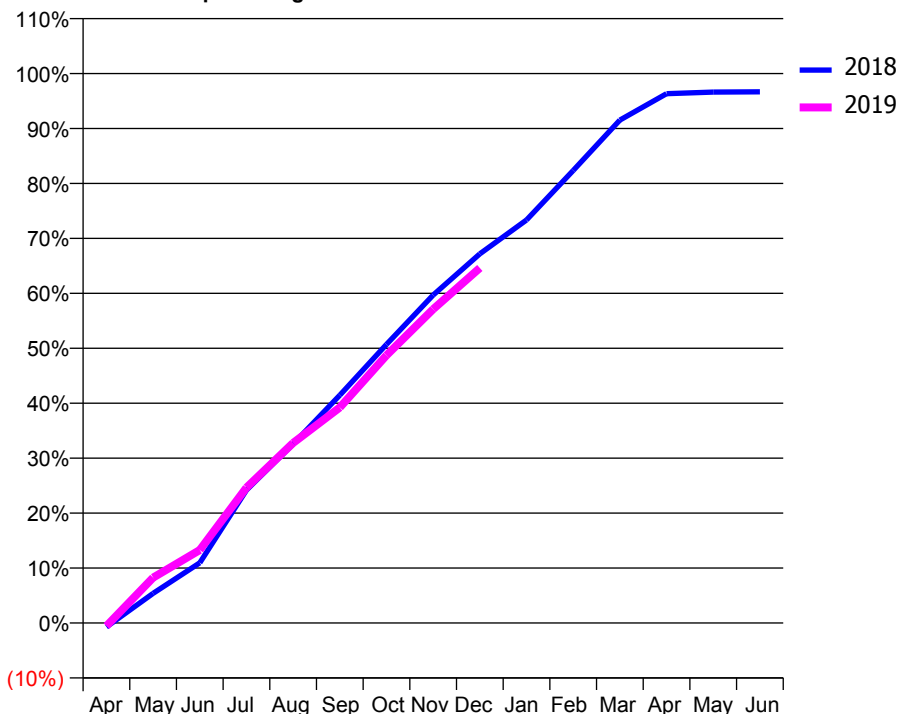
ACCESS*

Patients seen in 24 months	Total	Change since previous quarter
Quarter ending December 2017	5,615	
Quarter ending March 2018	5,714	→
Quarter ending June 2018	5,728	→
Quarter ending September 2018	5,726	→
Quarter ending December 2018	5,737	→
Variance since December 2017	2.2%	↑



ACTIVITY

Cumulative percentage of contracted UDA delivered 2018 & 2019



Month	Adjusted Scheduled Activity (UDA)	
	2018	2019
April	-104	-81
May	754	1,158
June	1,535	1,859
July	3,383	3,448
August	4,559	4,585
September	5,803	5,491
October	7,095	6,818
November	8,352	7,992
December	9,401	9,042
January	10,264	
February	11,525	
March	12,807	
April	13,479	
May	13,521	
June	13,526	

QUALITY

	Quantity	Base Number	Contract	AT	Region	England
% of FP17s for the same patient ID Re-attending within 3 months - Children	111	1,530	7.3%	11.6%	12.3%	11.8%
% of FP17s for the same patient ID Re-attending within 3 months - Adults	515	4,139	12.4%	14.8%	15.8%	15.6%
% of FP17s for the same patient ID Re-attending between 3 & 9 months - Children	962	1,530	62.9%	54.7%	60.1%	58.8%
% of FP17s for the same patient ID Re-attending between 3 & 9 months - Adults	1,993	4,139	48.2%	50.6%	53.3%	51.0%
% of FP17s for Band 1 Urgent Courses	411	4,870	8.4%	8.8%	9.0%	9.0%
% of FP17s Relating to Free Repair or Replacements	53	4,870	1.1%	1.2%	1.0%	0.8%
% of FP17s Relating to Continuations	69	4,870	1.4%	1.3%	1.0%	0.9%
% of Patients satisfied with the dentistry they have received	2	2	N/A	94.3%	93.8%	93.2%
% of Patients satisfied with the time they had to wait for an appointment	2	2	N/A	89.7%	89.4%	88.3%

* This is based on patients treated on this contract for their most recent course of treatment. Figures in italics indicate the base number of FP17s or Patient Questionnaire responses are less than 100. N/A is shown where the base number of responses is less than 10 during the period. % is calculated as Quantity/Base number*100

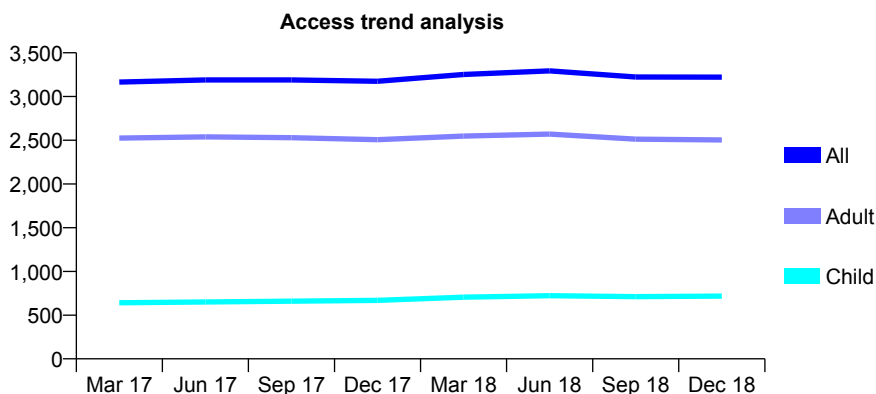
Q45 - Vital Signs At a Glance Contract Report for 603252/0001 - December 2018

Name or company name	MRS S BEDI
Contract type name	GDS Contract
Purpose of contract	General
Contract start date	01/01/2011
Contract end date	

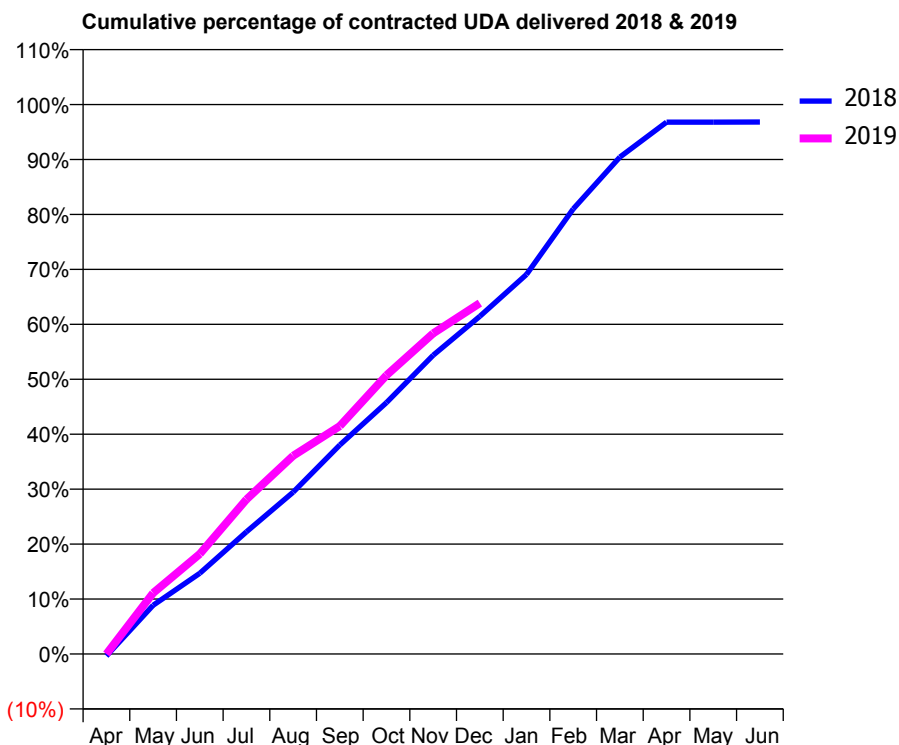
18/19 Contracted general activity (UDA)	9,825
Carry forward general activity (UDA)	314
18/19 Contracted orthodontic activity (UOA)	0
Carry forward orthodontic activity (UOA)	0
Baseline contract value	£270,631.28

ACCESS*

Patients seen in 24 months	Total	Change since previous quarter
Quarter ending December 2017	3,175	
Quarter ending March 2018	3,252	↑
Quarter ending June 2018	3,293	→
Quarter ending September 2018	3,223	↓
Quarter ending December 2018	3,222	→
Variance since December 2017	1.5%	→



ACTIVITY



Month	Adjusted Scheduled Activity (UDA)	
	2018	2019
April	-37	2
May	871	1,090
June	1,445	1,789
July	2,184	2,765
August	2,893	3,543
September	3,738	4,076
October	4,496	4,985
November	5,343	5,734
December	6,039	6,274
January	6,786	
February	7,956	
March	8,885	
April	9,509	
May	9,509	
June	9,511	

QUALITY

	Quantity	Base Number	Contract	AT	Region	England
% of FP17s for the same patient ID Re-attending within 3 months - Children	89	886	10.0%	11.6%	12.3%	11.8%
% of FP17s for the same patient ID Re-attending within 3 months - Adults	376	3,014	12.5%	14.8%	15.8%	15.6%
% of FP17s for the same patient ID Re-attending between 3 & 9 months - Children	576	886	65.0%	54.7%	60.1%	58.8%
% of FP17s for the same patient ID Re-attending between 3 & 9 months - Adults	2,119	3,014	70.3%	50.6%	53.3%	51.0%
% of FP17s for Band 1 Urgent Courses	183	3,621	5.1%	8.8%	9.0%	9.0%
% of FP17s Relating to Free Repair or Replacements	42	3,621	1.2%	1.2%	1.0%	0.8%
% of FP17s Relating to Continuations	40	3,621	1.1%	1.3%	1.0%	0.9%
% of Patients satisfied with the dentistry they have received	7	7	N/A	94.3%	93.8%	93.2%
% of Patients satisfied with the time they had to wait for an appointment	7	7	N/A	89.7%	89.4%	88.3%

* This is based on patients treated on this contract for their most recent course of treatment. Figures in italics indicate the base number of FP17s or Patient Questionnaire responses are less than 100. N/A is shown where the base number of responses is less than 10 during the period. % is calculated as Quantity/Base number*100

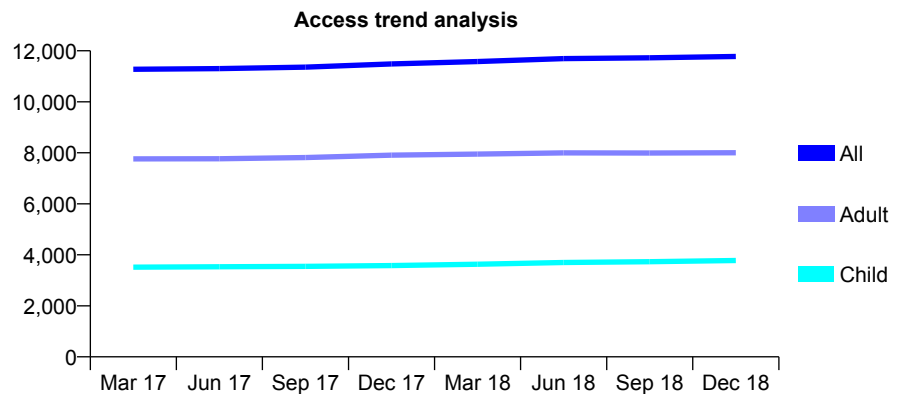
Q45 - Vital Signs At a Glance Contract Report for 629758/0001 - December 2018

Name or company name	Stone Harrison Dean Almond Barnett
Contract type name	GDS Contract
Purpose of contract	General
Contract start date	01/04/2006
Contract end date	

18/19 Contracted general activity (UDA)	36,817
Carry forward general activity (UDA)	-241
18/19 Contracted orthodontic activity (UOA)	0
Carry forward orthodontic activity (UOA)	0
Baseline contract value	£996,453.14

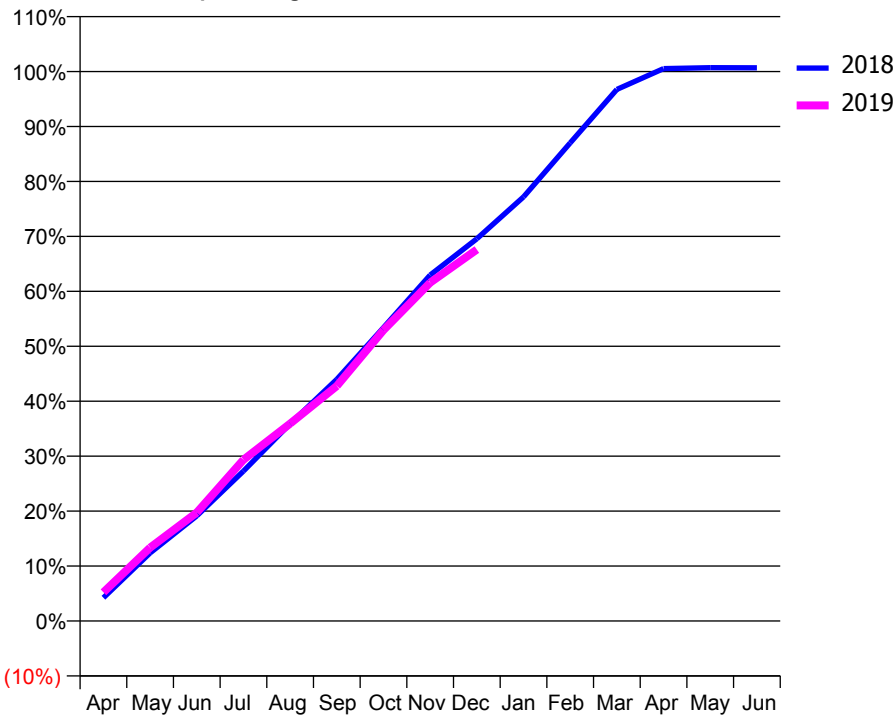
ACCESS*

Patients seen in 24 months	Total	Change since previous quarter
Quarter ending December 2017	11,486	
Quarter ending March 2018	11,577	→
Quarter ending June 2018	11,695	→
Quarter ending September 2018	11,726	→
Quarter ending December 2018	11,780	→
Variance since December 2017	2.6%	↑



ACTIVITY

Cumulative percentage of contracted UDA delivered 2018 & 2019



Month	Adjusted Scheduled Activity (UDA)	
	2018	2019
April	1,518	1,921
May	4,441	4,916
June	6,850	7,266
July	9,770	10,809
August	12,859	13,226
September	15,751	15,743
October	19,129	19,492
November	22,552	22,667
December	24,918	24,888
January	27,648	
February	31,164	
March	34,647	
April	36,006	
May	36,069	
June	36,058	

QUALITY

	Quantity	Base Number	Contract	AT	Region	England
% of FP17s for the same patient ID Re-attending within 3 months - Children	363	4,175	8.7%	11.6%	12.3%	11.8%
% of FP17s for the same patient ID Re-attending within 3 months - Adults	1,036	8,024	12.9%	14.8%	15.8%	15.6%
% of FP17s for the same patient ID Re-attending between 3 & 9 months - Children	2,361	4,175	56.6%	54.7%	60.1%	58.8%
% of FP17s for the same patient ID Re-attending between 3 & 9 months - Adults	4,504	8,024	56.1%	50.6%	53.3%	51.0%
% of FP17s for Band 1 Urgent Courses	648	11,100	5.8%	8.8%	9.0%	9.0%
% of FP17s Relating to Free Repair or Replacements	194	11,100	1.7%	1.2%	1.0%	0.8%
% of FP17s Relating to Continuations	205	11,100	1.8%	1.3%	1.0%	0.9%
% of Patients satisfied with the dentistry they have received	8	8	N/A	94.3%	93.8%	93.2%
% of Patients satisfied with the time they had to wait for an appointment	8	8	N/A	89.7%	89.4%	88.3%

* This is based on patients treated on this contract for their most recent course of treatment. Figures in italics indicate the base number of FP17s or Patient Questionnaire responses are less than 100. N/A is shown where the base number of responses is less than 10 during the period. % is calculated as Quantity/Base number*100

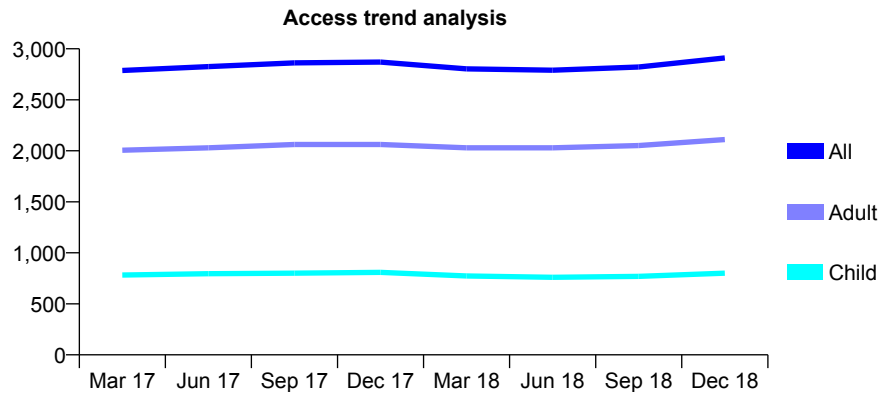
Q45 - Vital Signs At a Glance Contract Report for 630500/0001 - December 2018

Name or company name	MR NP PLAHE
Contract type name	GDS Contract
Purpose of contract	General
Contract start date	01/04/2006
Contract end date	

18/19 Contracted general activity (UDA)	7,723
Carry forward general activity (UDA)	0
18/19 Contracted orthodontic activity (UOA)	0
Carry forward orthodontic activity (UOA)	0
Baseline contract value	£185,614.48

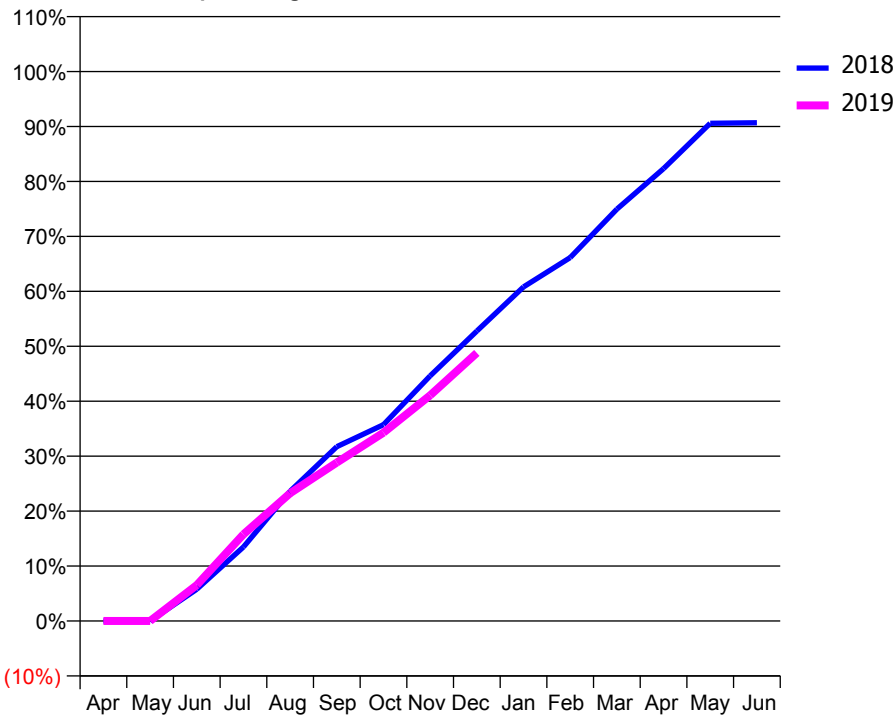
ACCESS*

Patients seen in 24 months	Total	Change since previous quarter
Quarter ending December 2017	2,870	
Quarter ending March 2018	2,803	↓
Quarter ending June 2018	2,790	→
Quarter ending September 2018	2,821	→
Quarter ending December 2018	2,910	↑
Variance since December 2017	1.4%	→



ACTIVITY

Cumulative percentage of contracted UDA delivered 2018 & 2019



Month	Adjusted Scheduled Activity (UDA)	
	2018	2019
April	0	0
May	0	0
June	447	505
July	1,041	1,220
August	1,824	1,797
September	2,450	2,228
October	2,760	2,647
November	3,445	3,172
December	4,076	3,767
January	4,696	
February	5,109	
March	5,788	
April	6,357	
May	6,995	
June	7,002	

QUALITY

	Quantity	Base Number	Contract	AT	Region	England
% of FP17s for the same patient ID Re-attending within 3 months - Children	28	663	4.2%	11.6%	12.3%	11.8%
% of FP17s for the same patient ID Re-attending within 3 months - Adults	212	1,709	12.4%	14.8%	15.8%	15.6%
% of FP17s for the same patient ID Re-attending between 3 & 9 months - Children	229	663	34.5%	54.7%	60.1%	58.8%
% of FP17s for the same patient ID Re-attending between 3 & 9 months - Adults	645	1,709	37.7%	50.6%	53.3%	51.0%
% of FP17s for Band 1 Urgent Courses	67	1,772	3.8%	8.8%	9.0%	9.0%
% of FP17s Relating to Free Repair or Replacements	20	1,772	1.1%	1.2%	1.0%	0.8%
% of FP17s Relating to Continuations	38	1,772	2.1%	1.3%	1.0%	0.9%
% of Patients satisfied with the dentistry they have received	3	4	N/A	94.3%	93.8%	93.2%
% of Patients satisfied with the time they had to wait for an appointment	4	4	N/A	89.7%	89.4%	88.3%

* This is based on patients treated on this contract for their most recent course of treatment. Figures in italics indicate the base number of FP17s or Patient Questionnaire responses are less than 100. N/A is shown where the base number of responses is less than 10 during the period. % is calculated as Quantity/Base number*100

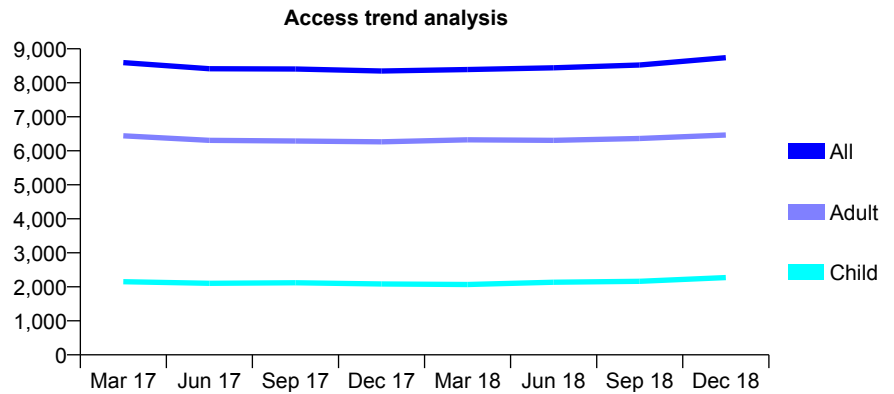
Q45 - Vital Signs At a Glance Contract Report for 636827/0002 - December 2018

Name or company name	Honour Health Partnership
Contract type name	Pilot Contract
Purpose of contract	General
Contract start date	01/04/2006
Contract end date	

18/19 Contracted general activity (UDA)	30,842
Carry forward general activity (UDA)	0
18/19 Contracted orthodontic activity (UOA)	0
Carry forward orthodontic activity (UOA)	0
Baseline contract value	£888,013.68

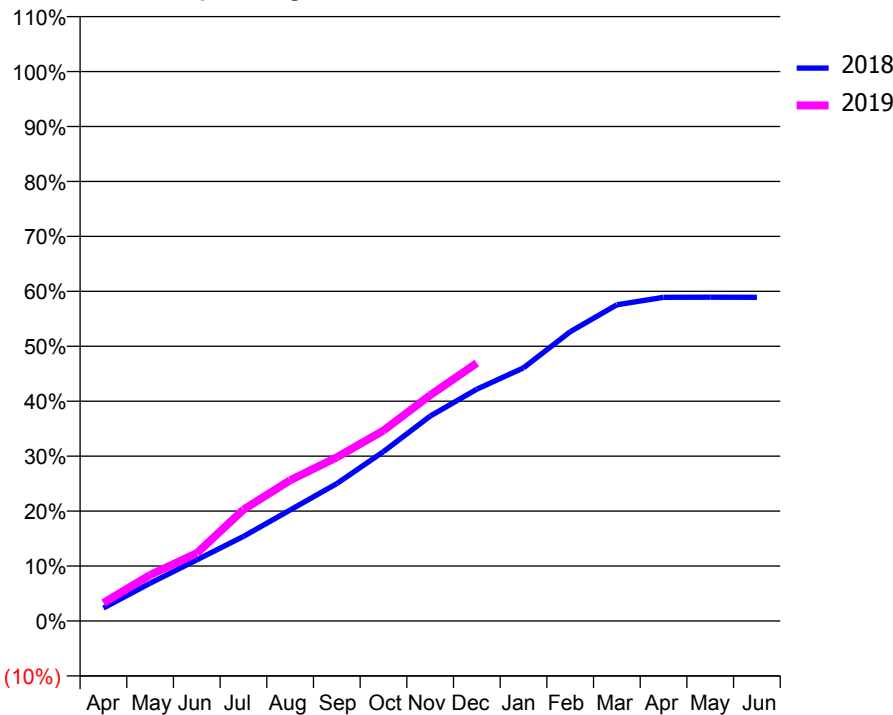
ACCESS*

Patients seen in 24 months	Total	Change since previous quarter
Quarter ending December 2017	8,346	
Quarter ending March 2018	8,392	→
Quarter ending June 2018	8,441	→
Quarter ending September 2018	8,522	→
Quarter ending December 2018	8,738	↑
Variance since December 2017	4.7%	↑



ACTIVITY

Cumulative percentage of contracted UDA delivered 2018 & 2019



Month	Adjusted Scheduled Activity (UDA)	
	2018	2019
April	733	1,012
May	2,125	2,583
June	3,432	3,807
July	4,747	6,256
August	6,231	7,902
September	7,713	9,185
October	9,505	10,691
November	11,498	12,678
December	13,010	14,482
January	14,207	
February	16,237	
March	17,748	
April	18,169	
May	18,177	
June	18,172	

QUALITY

	Quantity	Base Number	Contract	AT	Region	England
% of FP17s for the same patient ID Re-attending within 3 months - Children	240	2,806	8.6%	11.6%	12.3%	11.8%
% of FP17s for the same patient ID Re-attending within 3 months - Adults	839	6,416	13.1%	14.8%	15.8%	15.6%
% of FP17s for the same patient ID Re-attending between 3 & 9 months - Children	1,648	2,806	58.7%	54.7%	60.1%	58.8%
% of FP17s for the same patient ID Re-attending between 3 & 9 months - Adults	2,713	6,416	42.3%	50.6%	53.3%	51.0%
% of FP17s for Band 1 Urgent Courses	936	8,039	11.6%	8.8%	9.0%	9.0%
% of FP17s Relating to Free Repair or Replacements	60	8,039	0.7%	1.2%	1.0%	0.8%
% of FP17s Relating to Continuations	4	8,039	0.0%	1.3%	1.0%	0.9%
% of Patients satisfied with the dentistry they have received	6	6	N/A	94.3%	93.8%	93.2%
% of Patients satisfied with the time they had to wait for an appointment	5	6	N/A	89.7%	89.4%	88.3%

* This is based on patients treated on this contract for their most recent course of treatment. Figures in italics indicate the base number of FP17s or Patient Questionnaire responses are less than 100. N/A is shown where the base number of responses is less than 10 during the period. % is calculated as Quantity/Base number*100

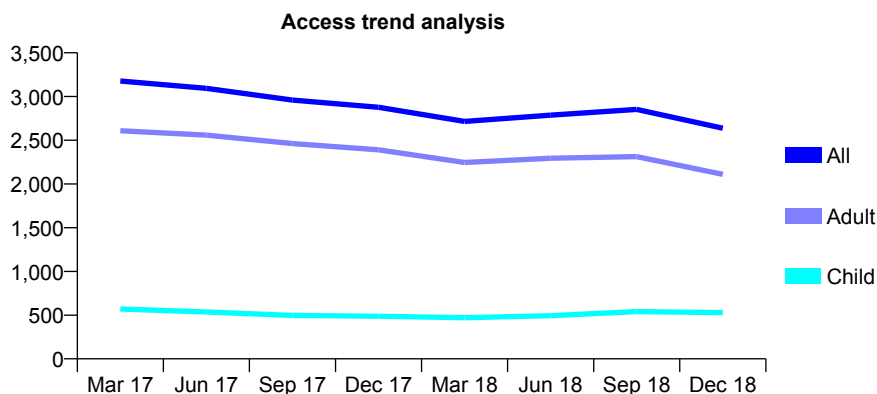
Q45 - Vital Signs At a Glance Contract Report for 642304/0001 - December 2018

Name or company name	Dr S Aslam, Dr K Horne and Dr I Saqib
Contract type name	GDS Contract
Purpose of contract	General and Orthodontic
Contract start date	01/04/2006
Contract end date	

18/19 Contracted general activity (UDA)	11,500
Carry forward general activity (UDA)	0
18/19 Contracted orthodontic activity (UOA)	0
Carry forward orthodontic activity (UOA)	0
Baseline contract value	£269,879.06

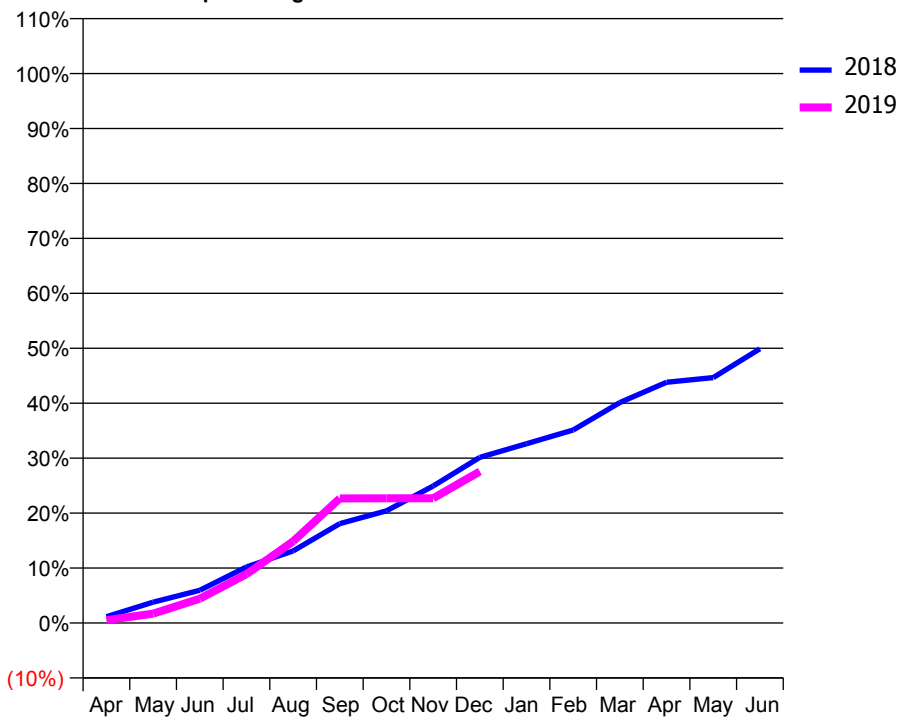
ACCESS*

Patients seen in 24 months	Total	Change since previous quarter
Quarter ending December 2017	2,877	
Quarter ending March 2018	2,716	↓
Quarter ending June 2018	2,787	↑
Quarter ending September 2018	2,853	↑
Quarter ending December 2018	2,638	↓
Variance since December 2017	(8.3%)	↓



ACTIVITY

Cumulative percentage of contracted UDA delivered 2018 & 2019



Adjusted Scheduled Activity (UDA)

Month	2018	2019
April	148	60
May	493	196
June	770	508
July	1,322	1,022
August	1,700	1,709
September	2,343	2,607
October	2,646	2,610
November	3,229	2,610
December	3,906	3,173
January	4,225	
February	4,549	
March	5,199	
April	5,676	
May	5,786	
June	6,466	

QUALITY

	Quantity	Base Number	Contract	AT	Region	England
% of FP17s for the same patient ID Re-attending within 3 months - Children	12	462	2.6%	11.6%	12.3%	11.8%
% of FP17s for the same patient ID Re-attending within 3 months - Adults	168	1,540	10.9%	14.8%	15.8%	15.6%
% of FP17s for the same patient ID Re-attending between 3 & 9 months - Children	66	462	14.3%	54.7%	60.1%	58.8%
% of FP17s for the same patient ID Re-attending between 3 & 9 months - Adults	251	1,540	16.3%	50.6%	53.3%	51.0%
% of FP17s for Band 1 Urgent Courses	194	1,517	12.8%	8.8%	9.0%	9.0%
% of FP17s Relating to Free Repair or Replacements	19	1,517	1.3%	1.2%	1.0%	0.8%
% of FP17s Relating to Continuations	19	1,517	1.3%	1.3%	1.0%	0.9%
% of Patients satisfied with the dentistry they have received	4	4	N/A	94.3%	93.8%	93.2%
% of Patients satisfied with the time they had to wait for an appointment	4	4	N/A	89.7%	89.4%	88.3%

* This is based on patients treated on this contract for their most recent course of treatment. Figures in italics indicate the base number of FP17s or Patient Questionnaire responses are less than 100. N/A is shown where the base number of responses is less than 10 during the period. % is calculated as Quantity/Base number*100

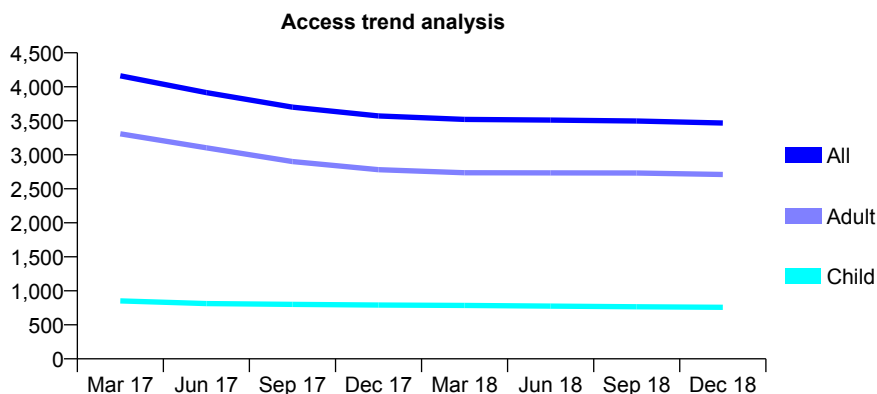
Q45 - Vital Signs At a Glance Contract Report for 652660/0001 - December 2018

Name or company name	MR LG ROBSON
Contract type name	GDS Contract
Purpose of contract	General
Contract start date	01/04/2006
Contract end date	

18/19 Contracted general activity (UDA)	13,861
Carry forward general activity (UDA)	0
18/19 Contracted orthodontic activity (UOA)	0
Carry forward orthodontic activity (UOA)	0
Baseline contract value	£367,690.65

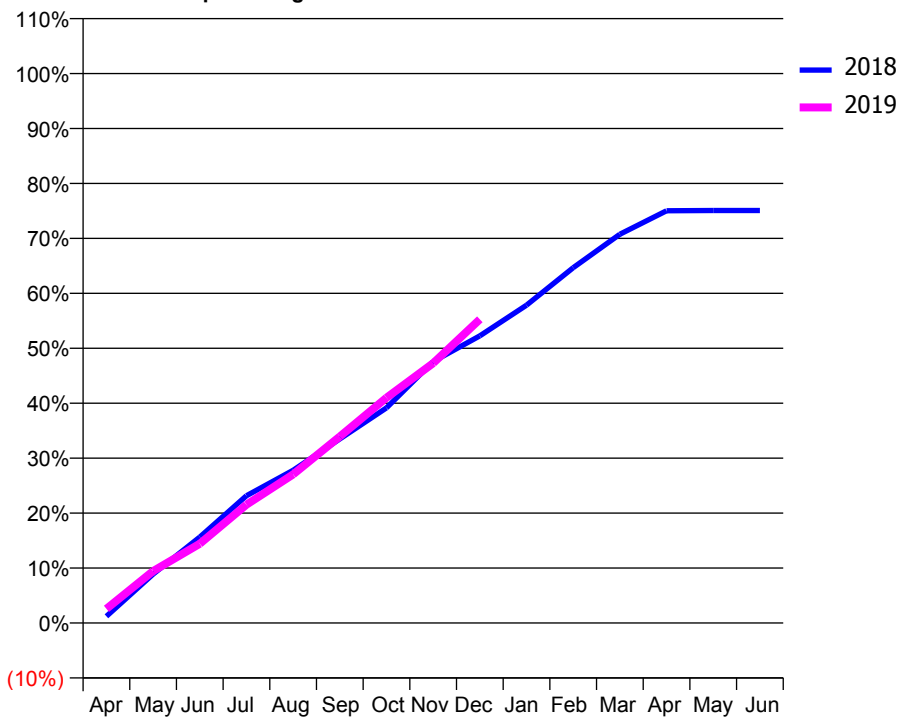
ACCESS*

Patients seen in 24 months	Total	Change since previous quarter
Quarter ending December 2017	3,572	
Quarter ending March 2018	3,521	↓
Quarter ending June 2018	3,511	→
Quarter ending September 2018	3,498	→
Quarter ending December 2018	3,468	→
Variance since December 2017	(2.9%)	↓



ACTIVITY

Cumulative percentage of contracted UDA delivered 2018 & 2019



Month	Adjusted Scheduled Activity (UDA)	
	2018	2019
April	171	359
May	1,233	1,310
June	2,167	2,000
July	3,211	2,984
August	3,854	3,749
September	4,644	4,703
October	5,428	5,681
November	6,595	6,555
December	7,245	7,662
January	8,017	
February	8,963	
March	9,807	
April	10,398	
May	10,407	
June	10,407	

QUALITY

	Quantity	Base Number	Contract	AT	Region	England
% of FP17s for the same patient ID Re-attending within 3 months - Children	66	827	8.0%	11.6%	12.3%	11.8%
% of FP17s for the same patient ID Re-attending within 3 months - Adults	537	3,149	17.1%	14.8%	15.8%	15.6%
% of FP17s for the same patient ID Re-attending between 3 & 9 months - Children	466	827	56.3%	54.7%	60.1%	58.8%
% of FP17s for the same patient ID Re-attending between 3 & 9 months - Adults	1,728	3,149	54.9%	50.6%	53.3%	51.0%
% of FP17s for Band 1 Urgent Courses	373	3,703	10.1%	8.8%	9.0%	9.0%
% of FP17s Relating to Free Repair or Replacements	165	3,703	4.5%	1.2%	1.0%	0.8%
% of FP17s Relating to Continuations	35	3,703	0.9%	1.3%	1.0%	0.9%
% of Patients satisfied with the dentistry they have received	6	7	N/A	94.3%	93.8%	93.2%
% of Patients satisfied with the time they had to wait for an appointment	6	7	N/A	89.7%	89.4%	88.3%

* This is based on patients treated on this contract for their most recent course of treatment. Figures in italics indicate the base number of FP17s or Patient Questionnaire responses are less than 100. N/A is shown where the base number of responses is less than 10 during the period. % is calculated as Quantity/Base number*100

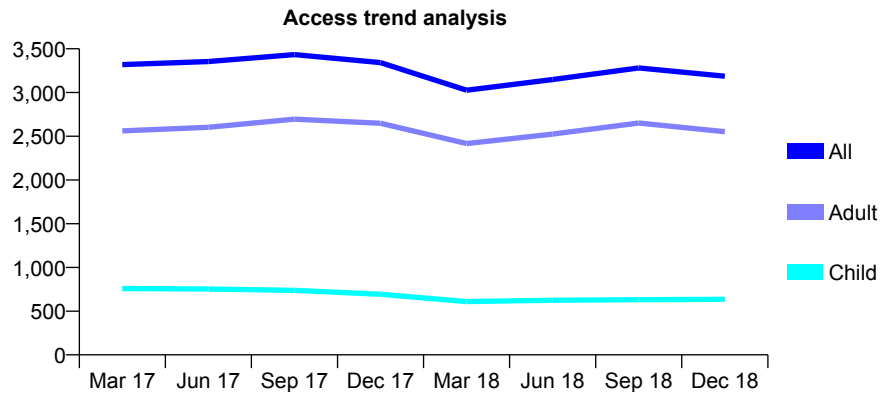
Q45 - Vital Signs At a Glance Contract Report for 658340/0001 - December 2018

Name or company name	Miss H Almond & Mr M Barnett
Contract type name	GDS Contract
Purpose of contract	General and Orthodontic
Contract start date	01/04/2006
Contract end date	

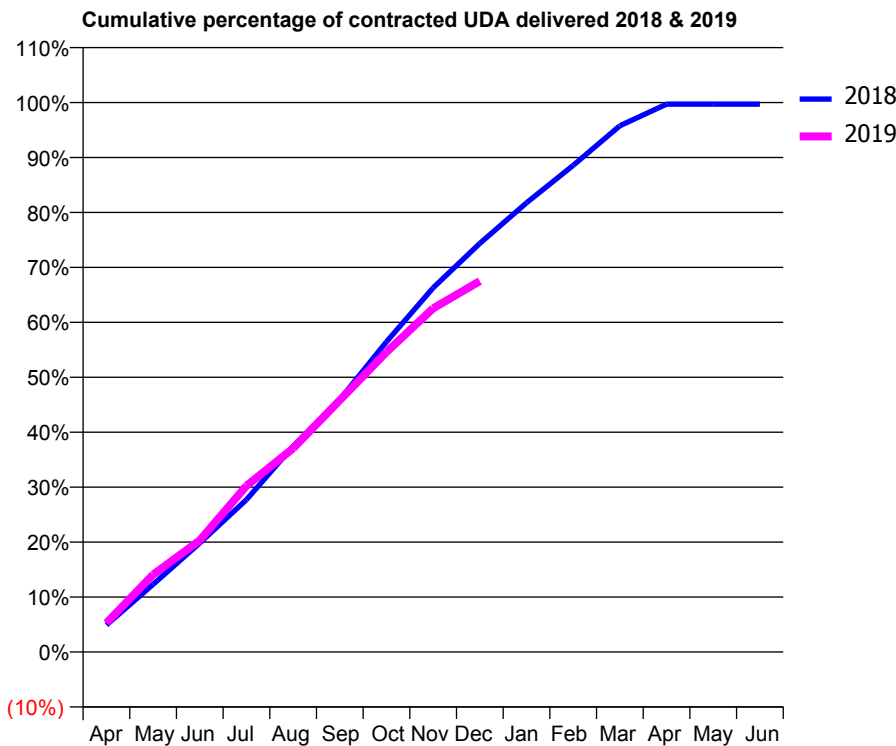
18/19 Contracted general activity (UDA)	10,890
Carry forward general activity (UDA)	31
18/19 Contracted orthodontic activity (UOA)	0
Carry forward orthodontic activity (UOA)	0
Baseline contract value	£331,563.68

ACCESS*

Patients seen in 24 months	Total	Change since previous quarter
Quarter ending December 2017	3,342	
Quarter ending March 2018	3,026	↓
Quarter ending June 2018	3,149	↑
Quarter ending September 2018	3,281	↑
Quarter ending December 2018	3,187	↓
Variance since December 2017	(4.6%)	↓



ACTIVITY



Month	Adjusted Scheduled Activity (UDA)	
	2018	2019
April	534	574
May	1,342	1,535
June	2,160	2,213
July	3,019	3,293
August	4,079	4,037
September	5,004	4,992
October	6,147	5,944
November	7,220	6,813
December	8,098	7,349
January	8,901	
February	9,644	
March	10,428	
April	10,857	
May	10,858	
June	10,859	

QUALITY

	Quantity	Base Number	Contract	AT	Region	England
% of FP17s for the same patient ID Re-attending within 3 months - Children	19	886	2.1%	11.6%	12.3%	11.8%
% of FP17s for the same patient ID Re-attending within 3 months - Adults	218	3,140	6.9%	14.8%	15.8%	15.6%
% of FP17s for the same patient ID Re-attending between 3 & 9 months - Children	396	886	44.7%	54.7%	60.1%	58.8%
% of FP17s for the same patient ID Re-attending between 3 & 9 months - Adults	1,565	3,140	49.8%	50.6%	53.3%	51.0%
% of FP17s for Band 1 Urgent Courses	162	3,837	4.2%	8.8%	9.0%	9.0%
% of FP17s Relating to Free Repair or Replacements	20	3,837	0.5%	1.2%	1.0%	0.8%
% of FP17s Relating to Continuations	60	3,837	1.6%	1.3%	1.0%	0.9%
% of Patients satisfied with the dentistry they have received	2	2	N/A	94.3%	93.8%	93.2%
% of Patients satisfied with the time they had to wait for an appointment	2	2	N/A	89.7%	89.4%	88.3%

* This is based on patients treated on this contract for their most recent course of treatment. Figures in italics indicate the base number of FP17s or Patient Questionnaire responses are less than 100. N/A is shown where the base number of responses is less than 10 during the period. % is calculated as Quantity/Base number*100

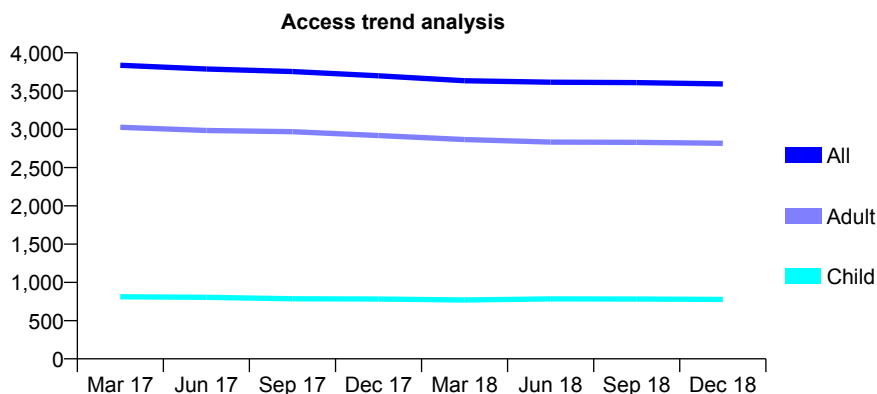
Q45 - Vital Signs At a Glance Contract Report for 661457/0001 - December 2018

Name or company name	MR DM MALPASS
Contract type name	GDS Contract
Purpose of contract	General
Contract start date	01/04/2006
Contract end date	

18/19 Contracted general activity (UDA)	10,000
Carry forward general activity (UDA)	355
18/19 Contracted orthodontic activity (UOA)	0
Carry forward orthodontic activity (UOA)	0
Baseline contract value	£304,992.75

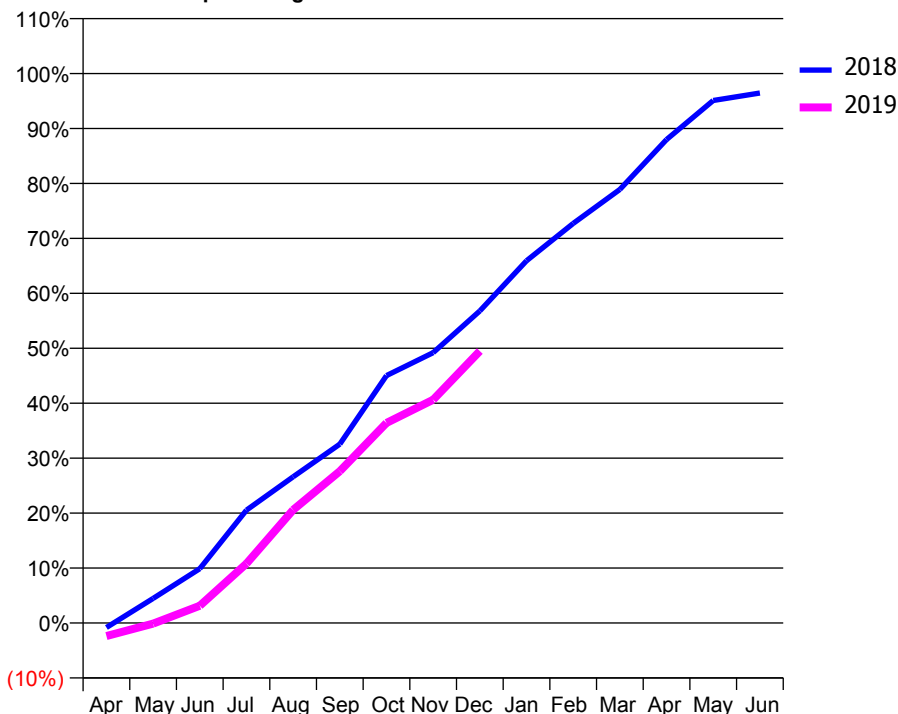
ACCESS*

Patients seen in 24 months	Total	Change since previous quarter
Quarter ending December 2017	3,700	
Quarter ending March 2018	3,635	↓
Quarter ending June 2018	3,616	→
Quarter ending September 2018	3,611	→
Quarter ending December 2018	3,593	→
Variance since December 2017	(2.9%)	↓



ACTIVITY

Cumulative percentage of contracted UDA delivered 2018 & 2019



Month	Adjusted Scheduled Activity (UDA)	
	2018	2019
April	-84	-239
May	449	-13
June	988	314
July	2,055	1,082
August	2,660	2,059
September	3,256	2,764
October	4,502	3,641
November	4,921	4,063
December	5,679	4,950
January	6,592	
February	7,270	
March	7,890	
April	8,799	
May	9,510	
June	9,645	

QUALITY

	Quantity	Base Number	Contract	AT	Region	England
% of FP17s for the same patient ID Re-attending within 3 months - Children	55	823	6.7%	11.6%	12.3%	11.8%
% of FP17s for the same patient ID Re-attending within 3 months - Adults	500	3,305	15.1%	14.8%	15.8%	15.6%
% of FP17s for the same patient ID Re-attending between 3 & 9 months - Children	446	823	54.2%	54.7%	60.1%	58.8%
% of FP17s for the same patient ID Re-attending between 3 & 9 months - Adults	1,927	3,305	58.3%	50.6%	53.3%	51.0%
% of FP17s for Band 1 Urgent Courses	225	2,909	7.7%	8.8%	9.0%	9.0%
% of FP17s Relating to Free Repair or Replacements	20	2,909	0.7%	1.2%	1.0%	0.8%
% of FP17s Relating to Continuations	24	2,909	0.8%	1.3%	1.0%	0.9%
% of Patients satisfied with the dentistry they have received	2	3	N/A	94.3%	93.8%	93.2%
% of Patients satisfied with the time they had to wait for an appointment	3	3	N/A	89.7%	89.4%	88.3%

* This is based on patients treated on this contract for their most recent course of treatment. Figures in italics indicate the base number of FP17s or Patient Questionnaire responses are less than 100. N/A is shown where the base number of responses is less than 10 during the period. % is calculated as Quantity/Base number*100

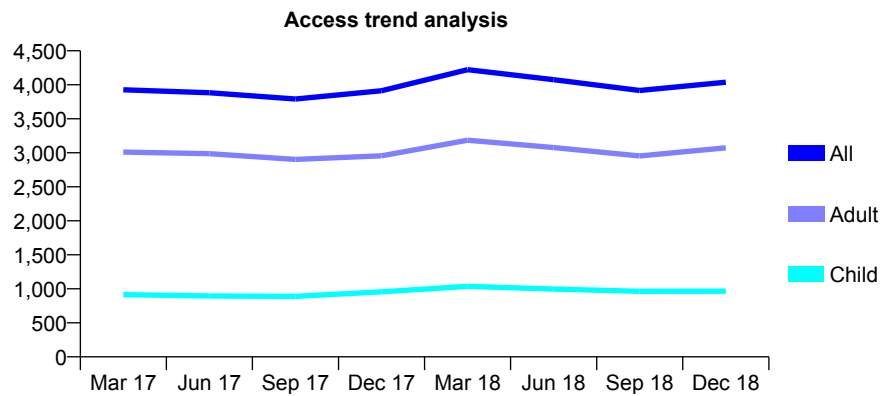
Q45 - Vital Signs At a Glance Contract Report for 661465/0001 - December 2018

Name or company name	Mr M Pearson & Ms J Russell
Contract type name	GDS Contract
Purpose of contract	General and Orthodontic
Contract start date	01/04/2006
Contract end date	

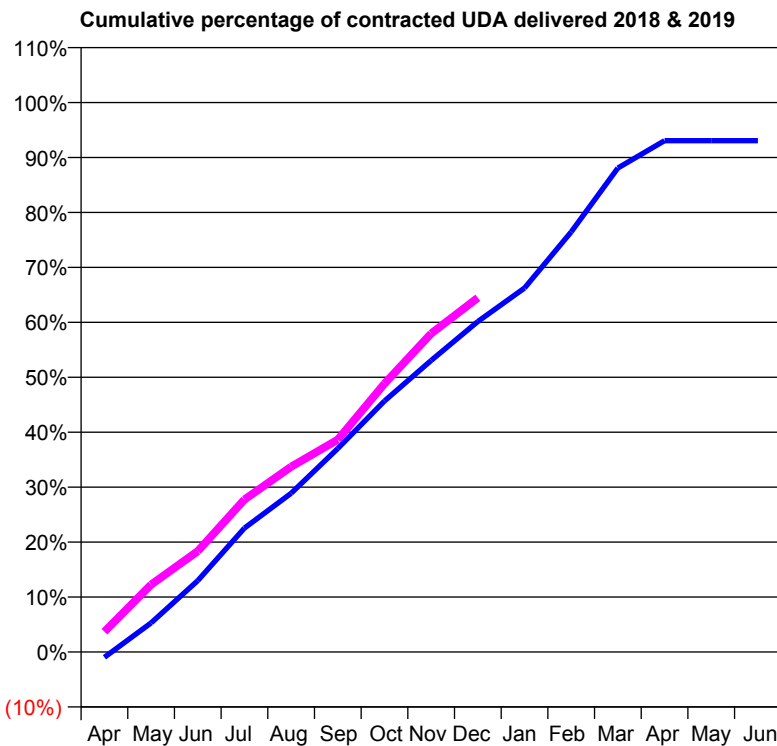
18/19 Contracted general activity (UDA)	15,393
Carry forward general activity (UDA)	0
18/19 Contracted orthodontic activity (UOA)	21
Carry forward orthodontic activity (UOA)	0
Baseline contract value	£472,811.29

ACCESS*

Patients seen in 24 months	Total	Change since previous quarter
Quarter ending December 2017	3,912	
Quarter ending March 2018	4,222	↑
Quarter ending June 2018	4,075	↓
Quarter ending September 2018	3,917	↓
Quarter ending December 2018	4,039	↑
Variance since December 2017	3.2%	↑



ACTIVITY



Month	Adjusted Scheduled Activity (UDA)	
	2018	2019
April	-151	569
May	815	1,888
June	2,000	2,824
July	3,473	4,271
August	4,448	5,189
September	5,701	5,949
October	7,032	7,517
November	8,168	8,922
December	9,256	9,922
January	10,197	
February	11,767	
March	13,558	
April	14,324	
May	14,324	
June	14,325	

QUALITY

	Quantity	Base Number	Contract	AT	Region	England
% of FP17s for the same patient ID Re-attending within 3 months - Children	45	1,406	3.2%	11.6%	12.3%	11.8%
% of FP17s for the same patient ID Re-attending within 3 months - Adults	329	3,671	9.0%	14.8%	15.8%	15.6%
% of FP17s for the same patient ID Re-attending between 3 & 9 months - Children	859	1,406	61.1%	54.7%	60.1%	58.8%
% of FP17s for the same patient ID Re-attending between 3 & 9 months - Adults	1,991	3,671	54.2%	50.6%	53.3%	51.0%
% of FP17s for Band 1 Urgent Courses	144	4,434	3.2%	8.8%	9.0%	9.0%
% of FP17s Relating to Free Repair or Replacements	57	4,434	1.3%	1.2%	1.0%	0.8%
% of FP17s Relating to Continuations	100	4,434	2.3%	1.3%	1.0%	0.9%
% of Patients satisfied with the dentistry they have received	6	6	N/A	94.3%	93.8%	93.2%
% of Patients satisfied with the time they had to wait for an appointment	6	6	N/A	89.7%	89.4%	88.3%

* This is based on patients treated on this contract for their most recent course of treatment. Figures in italics indicate the base number of FP17s or Patient Questionnaire responses are less than 100. N/A is shown where the base number of responses is less than 10 during the period. % is calculated as Quantity/Base number*100

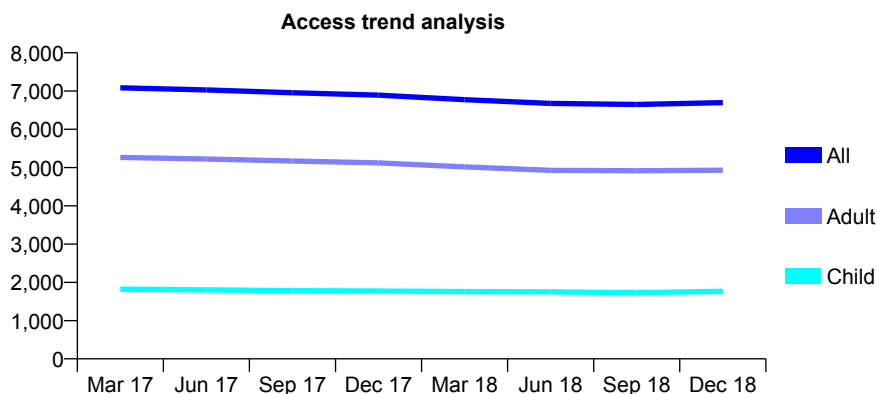
Q45 - Vital Signs At a Glance Contract Report for 675865/0002 - December 2018

Name or company name	Bennisons Dental Practice
Contract type name	GDS Contract
Purpose of contract	General
Contract start date	01/04/2009
Contract end date	

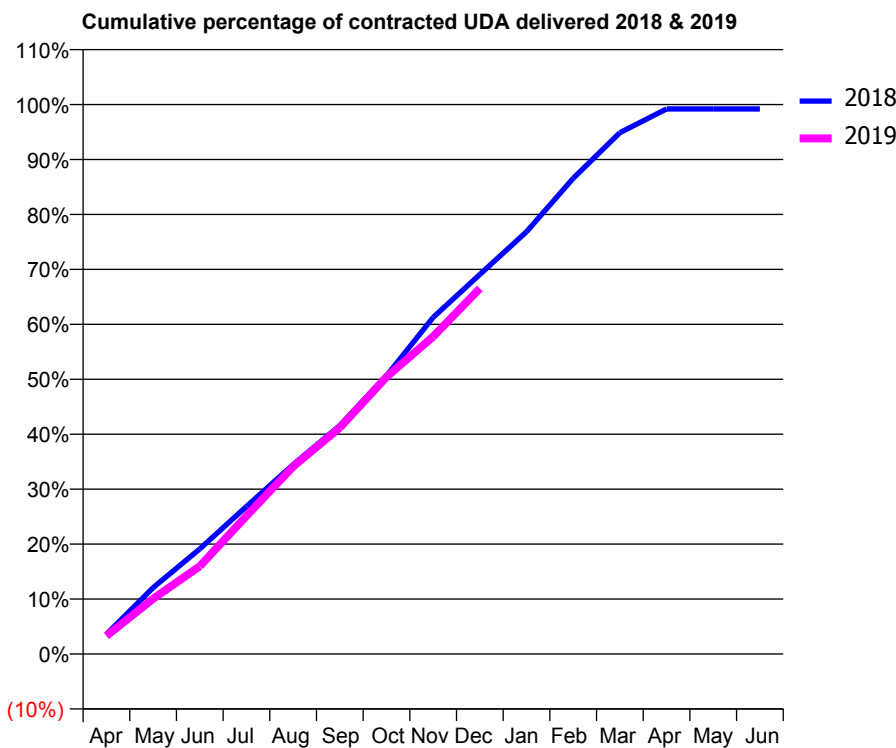
18/19 Contracted general activity (UDA)	18,165
Carry forward general activity (UDA)	148
18/19 Contracted orthodontic activity (UOA)	0
Carry forward orthodontic activity (UOA)	0
Baseline contract value	£464,625.82

ACCESS*

Patients seen in 24 months	Total	Change since previous quarter
Quarter ending December 2017	6,893	
Quarter ending March 2018	6,774	↓
Quarter ending June 2018	6,678	↓
Quarter ending September 2018	6,648	→
Quarter ending December 2018	6,697	→
Variance since December 2017	(2.8%)	↓



ACTIVITY



Month	Adjusted Scheduled Activity (UDA)	
	2018	2019
April	655	599
May	2,193	1,826
June	3,477	2,902
July	4,878	4,566
August	6,263	6,197
September	7,555	7,482
October	9,196	9,159
November	11,126	10,492
December	12,548	12,086
January	13,956	
February	15,728	
March	17,235	
April	18,017	
May	18,017	
June	18,017	

QUALITY

	Quantity	Base Number	Contract	AT	Region	England
% of FP17s for the same patient ID Re-attending within 3 months - Children	201	2,123	9.5%	11.6%	12.3%	11.8%
% of FP17s for the same patient ID Re-attending within 3 months - Adults	761	5,424	14.0%	14.8%	15.8%	15.6%
% of FP17s for the same patient ID Re-attending between 3 & 9 months - Children	1,359	2,123	64.0%	54.7%	60.1%	58.8%
% of FP17s for the same patient ID Re-attending between 3 & 9 months - Adults	3,359	5,424	61.9%	50.6%	53.3%	51.0%
% of FP17s for Band 1 Urgent Courses	500	6,761	7.4%	8.8%	9.0%	9.0%
% of FP17s Relating to Free Repair or Replacements	95	6,761	1.4%	1.2%	1.0%	0.8%
% of FP17s Relating to Continuations	89	6,761	1.3%	1.3%	1.0%	0.9%
% of Patients satisfied with the dentistry they have received	13	13	100.0%	94.3%	93.8%	93.2%
% of Patients satisfied with the time they had to wait for an appointment	11	13	84.6%	89.7%	89.4%	88.3%

* This is based on patients treated on this contract for their most recent course of treatment. Figures in italics indicate the base number of FP17s or Patient Questionnaire responses are less than 100. N/A is shown where the base number of responses is less than 10 during the period. % is calculated as Quantity/Base number*100

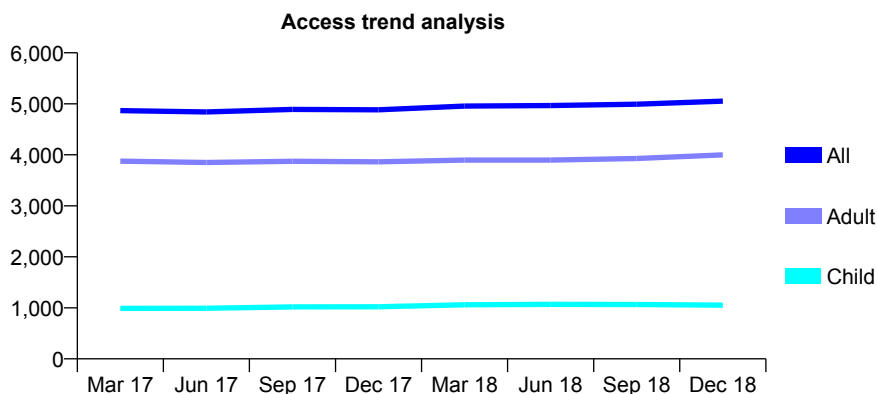
Q45 - Vital Signs At a Glance Contract Report for 676179/0001 - December 2018

Name or company name	MR BA KRAGNES
Contract type name	GDS Contract
Purpose of contract	General and Orthodontic
Contract start date	01/04/2006
Contract end date	

18/19 Contracted general activity (UDA)	13,000
Carry forward general activity (UDA)	0
18/19 Contracted orthodontic activity (UOA)	0
Carry forward orthodontic activity (UOA)	0
Baseline contract value	£310,993.21

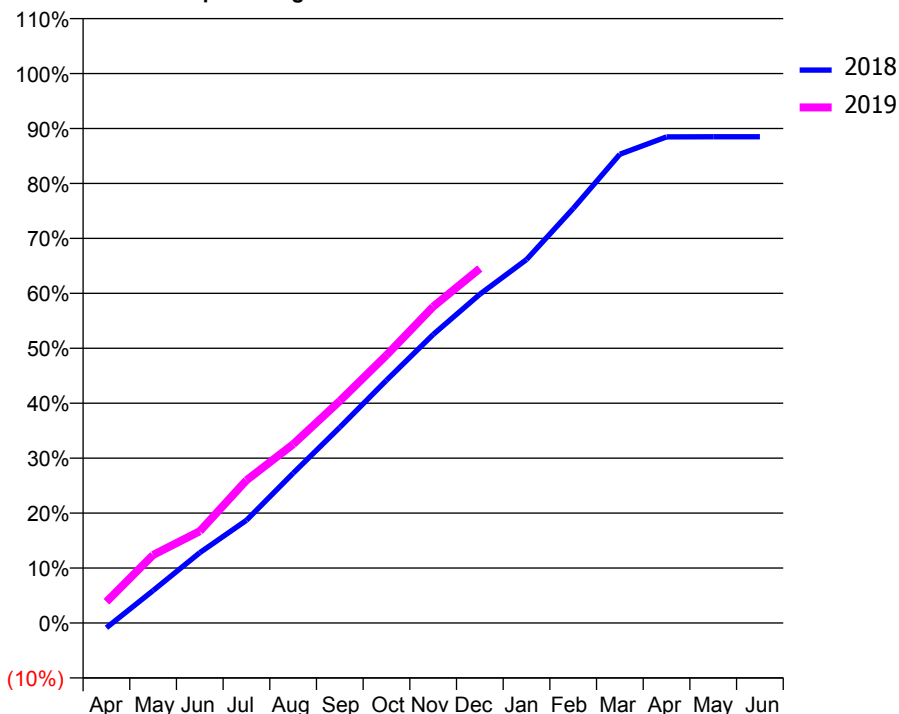
ACCESS*

Patients seen in 24 months	Total	Change since previous quarter
Quarter ending December 2017	4,882	
Quarter ending March 2018	4,955	→
Quarter ending June 2018	4,967	→
Quarter ending September 2018	4,992	→
Quarter ending December 2018	5,052	→
Variance since December 2017	3.5%	↑



ACTIVITY

Cumulative percentage of contracted UDA delivered 2018 & 2019



Month	Adjusted Scheduled Activity (UDA)	
	2018	2019
April	-115	502
May	768	1,612
June	1,665	2,173
July	2,430	3,377
August	3,545	4,228
September	4,629	5,254
October	5,743	6,337
November	6,825	7,485
December	7,777	8,388
January	8,598	
February	9,807	
March	11,089	
April	11,500	
May	11,502	
June	11,502	

QUALITY

	Quantity	Base Number	Contract	AT	Region	England
% of FP17s for the same patient ID Re-attending within 3 months - Children	62	965	6.4%	11.6%	12.3%	11.8%
% of FP17s for the same patient ID Re-attending within 3 months - Adults	460	3,674	12.5%	14.8%	15.8%	15.6%
% of FP17s for the same patient ID Re-attending between 3 & 9 months - Children	477	965	49.4%	54.7%	60.1%	58.8%
% of FP17s for the same patient ID Re-attending between 3 & 9 months - Adults	1,908	3,674	51.9%	50.6%	53.3%	51.0%
% of FP17s for Band 1 Urgent Courses	149	4,440	3.4%	8.8%	9.0%	9.0%
% of FP17s Relating to Free Repair or Replacements	12	4,440	0.3%	1.2%	1.0%	0.8%
% of FP17s Relating to Continuations	107	4,440	2.4%	1.3%	1.0%	0.9%
% of Patients satisfied with the dentistry they have received	5	5	N/A	94.3%	93.8%	93.2%
% of Patients satisfied with the time they had to wait for an appointment	5	5	N/A	89.7%	89.4%	88.3%

* This is based on patients treated on this contract for their most recent course of treatment. Figures in italics indicate the base number of FP17s or Patient Questionnaire responses are less than 100. N/A is shown where the base number of responses is less than 10 during the period. % is calculated as Quantity/Base number*100

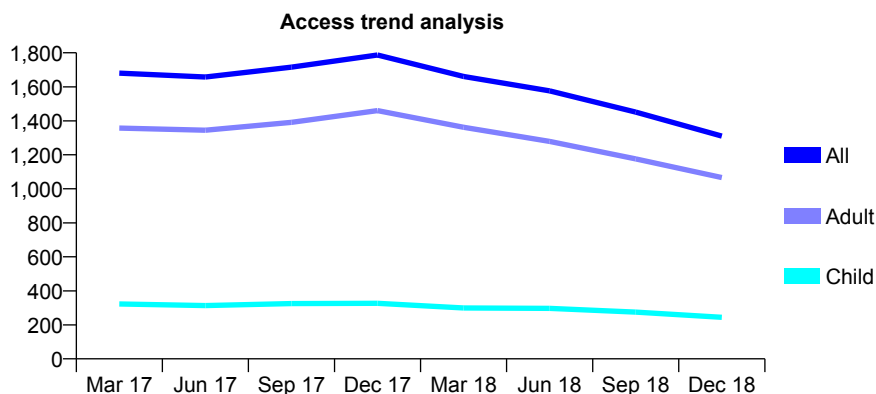
Q45 - Vital Signs At a Glance Contract Report for 686743/0002 - December 2018

Name or company name	MR HS BASRA
Contract type name	GDS Contract
Purpose of contract	General
Contract start date	22/09/2013
Contract end date	

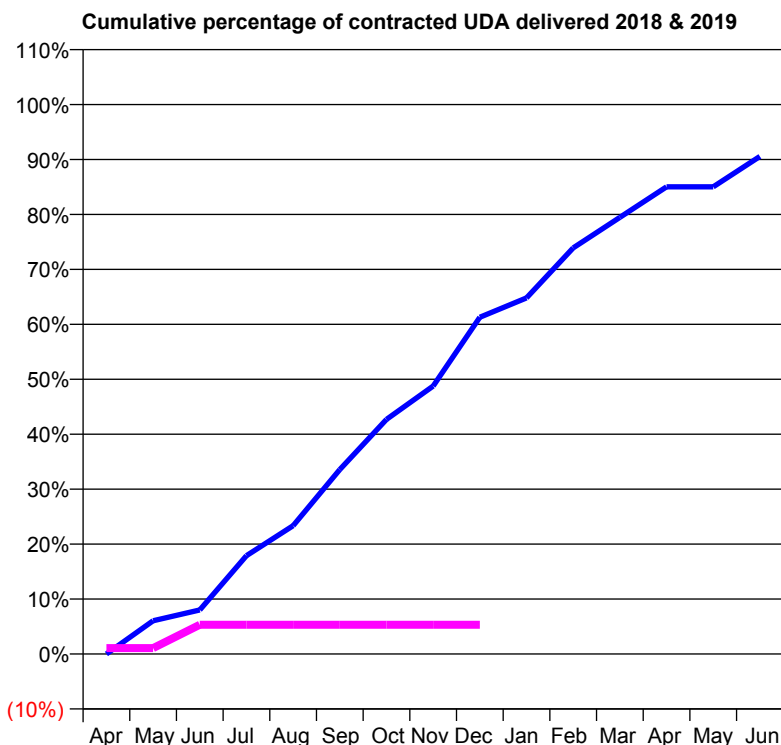
18/19 Contracted general activity (UDA)	5,199
Carry forward general activity (UDA)	0
18/19 Contracted orthodontic activity (UOA)	0
Carry forward orthodontic activity (UOA)	0
Baseline contract value	£173,427.90

ACCESS*

Patients seen in 24 months	Total	Change since previous quarter
Quarter ending December 2017	1,787	
Quarter ending March 2018	1,661	↓
Quarter ending June 2018	1,576	↓
Quarter ending September 2018	1,451	↓
Quarter ending December 2018	1,310	↓
Variance since December 2017	(26.7%)	↓



ACTIVITY



Month	Adjusted Scheduled Activity (UDA)	
	2018	2019
April	0	56
May	314	56
June	418	277
July	930	277
August	1,214	277
September	1,745	277
October	2,220	277
November	2,536	277
December	3,187	277
January	3,369	
February	3,843	
March	4,131	
April	4,420	
May	4,420	
June	4,708	

QUALITY

	Quantity	Base Number	Contract	AT	Region	England
% of FP17s for the same patient ID Re-attending within 3 months - Children	5	70	7.1%	11.6%	12.3%	11.8%
% of FP17s for the same patient ID Re-attending within 3 months - Adults	42	282	14.9%	14.8%	15.8%	15.6%
% of FP17s for the same patient ID Re-attending between 3 & 9 months - Children	38	70	54.3%	54.7%	60.1%	58.8%
% of FP17s for the same patient ID Re-attending between 3 & 9 months - Adults	142	282	50.4%	50.6%	53.3%	51.0%
% of FP17s for Band 1 Urgent Courses	14	158	8.9%	8.8%	9.0%	9.0%
% of FP17s Relating to Free Repair or Replacements	2	158	1.3%	1.2%	1.0%	0.8%
% of FP17s Relating to Continuations	1	158	0.6%	1.3%	1.0%	0.9%
% of Patients satisfied with the dentistry they have received	8	9	N/A	94.3%	93.8%	93.2%
% of Patients satisfied with the time they had to wait for an appointment	8	9	N/A	89.7%	89.4%	88.3%

* This is based on patients treated on this contract for their most recent course of treatment. Figures in italics indicate the base number of FP17s or Patient Questionnaire responses are less than 100. N/A is shown where the base number of responses is less than 10 during the period. % is calculated as Quantity/Base number*100

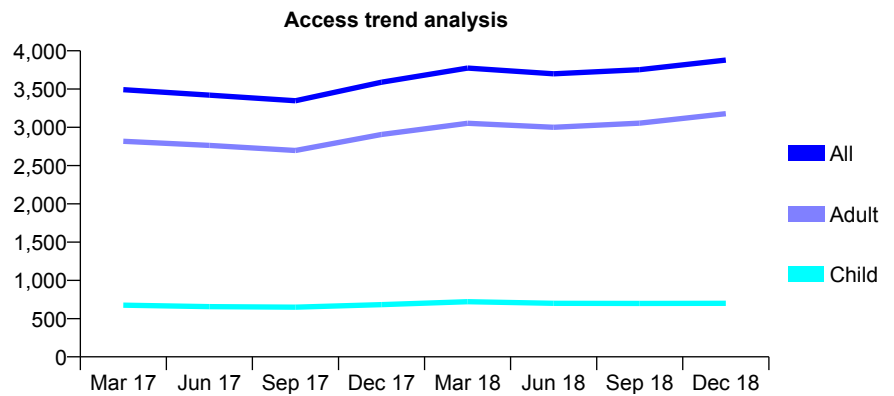
Q45 - Vital Signs At a Glance Contract Report for 692093/0002 - December 2018

Name or company name	MR N AGGARWAL
Contract type name	GDS Contract
Purpose of contract	General
Contract start date	01/12/2012
Contract end date	

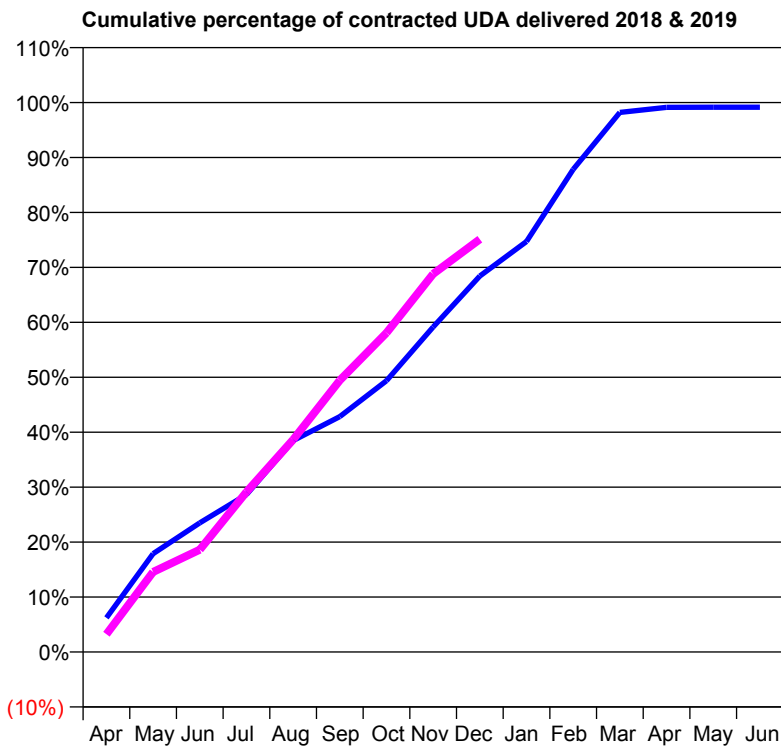
18/19 Contracted general activity (UDA)	11,162
Carry forward general activity (UDA)	95
18/19 Contracted orthodontic activity (UOA)	0
Carry forward orthodontic activity (UOA)	0
Baseline contract value	£353,425.51

ACCESS*

Patients seen in 24 months	Total	Change since previous quarter
Quarter ending December 2017	3,589	
Quarter ending March 2018	3,774	↑
Quarter ending June 2018	3,700	↓
Quarter ending September 2018	3,753	→
Quarter ending December 2018	3,878	↑
Variance since December 2017	8.1%	↑



ACTIVITY



Month	Adjusted Scheduled Activity (UDA)	
	2018	2019
April	695	361
May	1,999	1,626
June	2,623	2,078
July	3,197	3,251
August	4,295	4,313
September	4,781	5,518
October	5,510	6,483
November	6,602	7,680
December	7,638	8,385
January	8,340	
February	9,803	
March	10,960	
April	11,064	
May	11,067	
June	11,067	

QUALITY

	Quantity	Base Number	Contract	AT	Region	England
% of FP17s for the same patient ID Re-attending within 3 months - Children	12	601	2.0%	11.6%	12.3%	11.8%
% of FP17s for the same patient ID Re-attending within 3 months - Adults	149	2,488	6.0%	14.8%	15.8%	15.6%
% of FP17s for the same patient ID Re-attending between 3 & 9 months - Children	250	601	41.6%	54.7%	60.1%	58.8%
% of FP17s for the same patient ID Re-attending between 3 & 9 months - Adults	993	2,488	39.9%	50.6%	53.3%	51.0%
% of FP17s for Band 1 Urgent Courses	40	3,053	1.3%	8.8%	9.0%	9.0%
% of FP17s Relating to Free Repair or Replacements	13	3,053	0.4%	1.2%	1.0%	0.8%
% of FP17s Relating to Continuations	32	3,053	1.0%	1.3%	1.0%	0.9%
% of Patients satisfied with the dentistry they have received	2	2	N/A	94.3%	93.8%	93.2%
% of Patients satisfied with the time they had to wait for an appointment	2	2	N/A	89.7%	89.4%	88.3%

* This is based on patients treated on this contract for their most recent course of treatment. Figures in italics indicate the base number of FP17s or Patient Questionnaire responses are less than 100. N/A is shown where the base number of responses is less than 10 during the period. % is calculated as Quantity/Base number*100

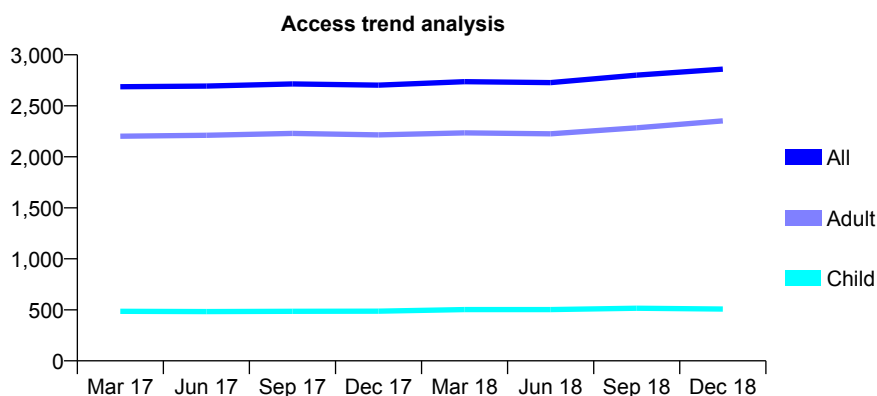
Q45 - Vital Signs At a Glance Contract Report for 712698/0001 - December 2018

Name or company name	MISS KL WILLOUGHBY
Contract type name	GDS Contract
Purpose of contract	General
Contract start date	01/04/2014
Contract end date	

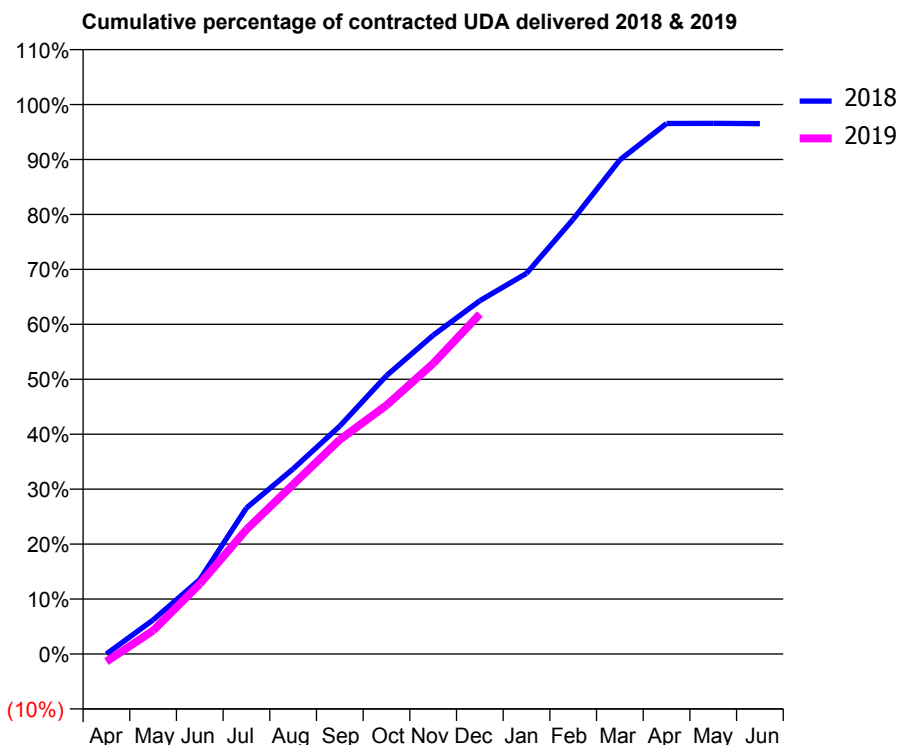
18/19 Contracted general activity (UDA)	8,461
Carry forward general activity (UDA)	293
18/19 Contracted orthodontic activity (UOA)	0
Carry forward orthodontic activity (UOA)	0
Baseline contract value	£199,643.71

ACCESS*

Patients seen in 24 months	Total	Change since previous quarter
Quarter ending December 2017	2,702	
Quarter ending March 2018	2,737	→
Quarter ending June 2018	2,727	→
Quarter ending September 2018	2,800	↑
Quarter ending December 2018	2,860	↑
Variance since December 2017	5.8%	↑



ACTIVITY



Month	Adjusted Scheduled Activity (UDA)	
	2018	2019
April	0	-119
May	525	361
June	1,147	1,080
July	2,250	1,917
August	2,852	2,610
September	3,510	3,301
October	4,287	3,830
November	4,908	4,472
December	5,441	5,235
January	5,860	
February	6,694	
March	7,609	
April	8,170	
May	8,171	
June	8,168	

QUALITY

	Quantity	Base Number	Contract	AT	Region	England
% of FP17s for the same patient ID Re-attending within 3 months - Children	45	576	7.8%	11.6%	12.3%	11.8%
% of FP17s for the same patient ID Re-attending within 3 months - Adults	270	2,391	11.3%	14.8%	15.8%	15.6%
% of FP17s for the same patient ID Re-attending between 3 & 9 months - Children	341	576	59.2%	54.7%	60.1%	58.8%
% of FP17s for the same patient ID Re-attending between 3 & 9 months - Adults	1,307	2,391	54.7%	50.6%	53.3%	51.0%
% of FP17s for Band 1 Urgent Courses	264	2,727	9.7%	8.8%	9.0%	9.0%
% of FP17s Relating to Free Repair or Replacements	15	2,727	0.6%	1.2%	1.0%	0.8%
% of FP17s Relating to Continuations	13	2,727	0.5%	1.3%	1.0%	0.9%
% of Patients satisfied with the dentistry they have received	4	4	N/A	94.3%	93.8%	93.2%
% of Patients satisfied with the time they had to wait for an appointment	3	4	N/A	89.7%	89.4%	88.3%

* This is based on patients treated on this contract for their most recent course of treatment. Figures in italics indicate the base number of FP17s or Patient Questionnaire responses are less than 100. N/A is shown where the base number of responses is less than 10 during the period. % is calculated as Quantity/Base number*100

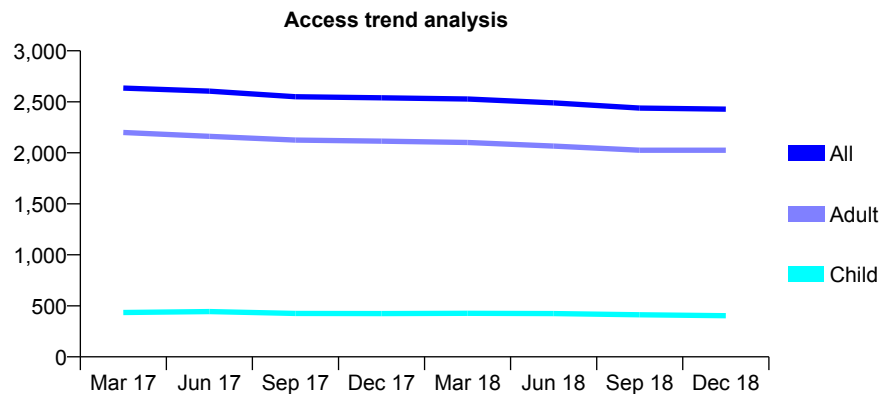
Q45 - Vital Signs At a Glance Contract Report for 728306/0002 - December 2018

Name or company name	MR MW ALEXANDER
Contract type name	GDS Contract
Purpose of contract	General
Contract start date	30/04/2012
Contract end date	

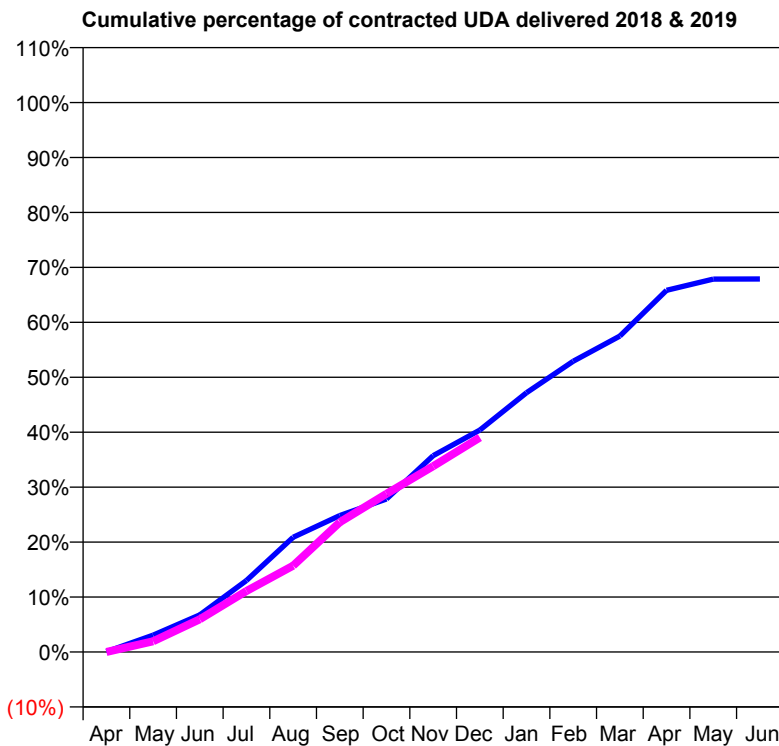
18/19 Contracted general activity (UDA)	10,576
Carry forward general activity (UDA)	0
18/19 Contracted orthodontic activity (UOA)	0
Carry forward orthodontic activity (UOA)	0
Baseline contract value	£230,062.64

ACCESS*

Patients seen in 24 months	Total	Change since previous quarter
Quarter ending December 2017	2,539	
Quarter ending March 2018	2,528	→
Quarter ending June 2018	2,490	↓
Quarter ending September 2018	2,438	↓
Quarter ending December 2018	2,428	→
Variance since December 2017	(4.4%)	↓



ACTIVITY



Month	Adjusted Scheduled Activity (UDA)	
	2018	2019
April	6	1
May	325	206
June	714	630
July	1,377	1,174
August	2,209	1,662
September	2,627	2,497
October	2,946	3,045
November	3,779	3,575
December	4,273	4,128
January	4,990	
February	5,596	
March	6,081	
April	6,961	
May	7,177	
June	7,180	

QUALITY

	Quantity	Base Number	Contract	AT	Region	England
% of FP17s for the same patient ID Re-attending within 3 months - Children	13	321	4.0%	11.6%	12.3%	11.8%
% of FP17s for the same patient ID Re-attending within 3 months - Adults	171	1,460	11.7%	14.8%	15.8%	15.6%
% of FP17s for the same patient ID Re-attending between 3 & 9 months - Children	117	321	36.4%	54.7%	60.1%	58.8%
% of FP17s for the same patient ID Re-attending between 3 & 9 months - Adults	570	1,460	39.0%	50.6%	53.3%	51.0%
% of FP17s for Band 1 Urgent Courses	78	1,518	5.1%	8.8%	9.0%	9.0%
% of FP17s Relating to Free Repair or Replacements	23	1,518	1.5%	1.2%	1.0%	0.8%
% of FP17s Relating to Continuations	13	1,518	0.9%	1.3%	1.0%	0.9%
% of Patients satisfied with the dentistry they have received	1	1	N/A	94.3%	93.8%	93.2%
% of Patients satisfied with the time they had to wait for an appointment	1	1	N/A	89.7%	89.4%	88.3%

* This is based on patients treated on this contract for their most recent course of treatment. Figures in italics indicate the base number of FP17s or Patient Questionnaire responses are less than 100. N/A is shown where the base number of responses is less than 10 during the period. % is calculated as Quantity/Base number*100

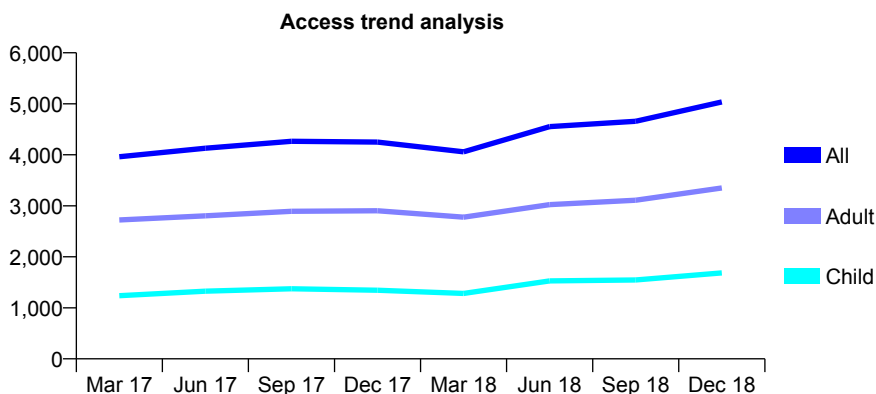
Q45 - Vital Signs At a Glance Contract Report for 732621/0001 - December 2018

Name or company name	Ladhar, Ladhar and Dinsdale
Contract type name	GDS Contract
Purpose of contract	General
Contract start date	01/04/2006
Contract end date	

18/19 Contracted general activity (UDA)	20,147
Carry forward general activity (UDA)	-209
18/19 Contracted orthodontic activity (UOA)	0
Carry forward orthodontic activity (UOA)	0
Baseline contract value	£522,199.44

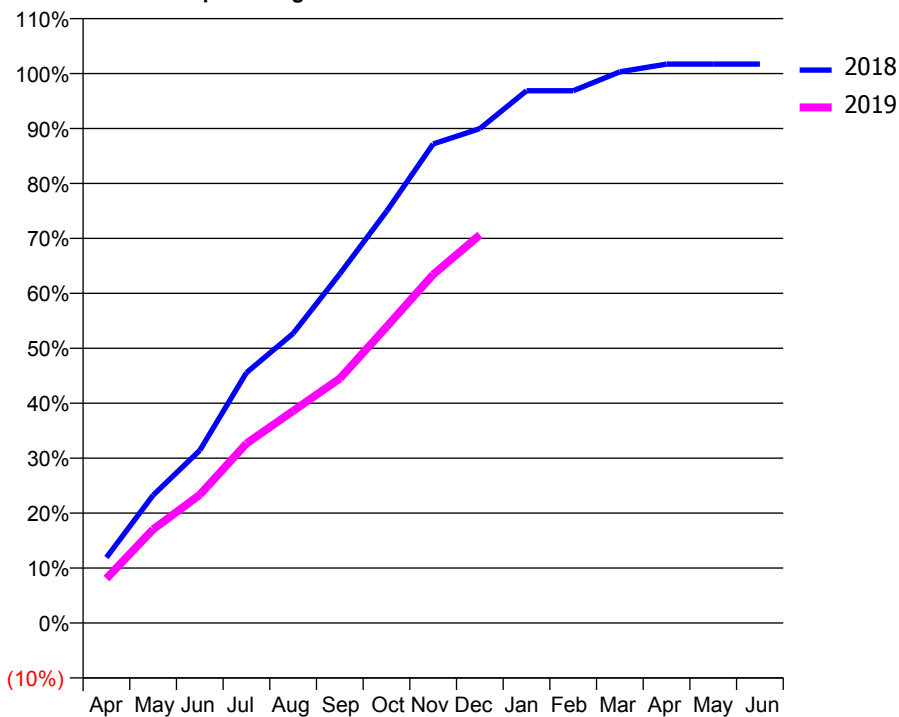
ACCESS*

Patients seen in 24 months	Total	Change since previous quarter
Quarter ending December 2017	4,250	
Quarter ending March 2018	4,060	↓
Quarter ending June 2018	4,552	↑
Quarter ending September 2018	4,658	↑
Quarter ending December 2018	5,036	↑
Variance since December 2017	18.5%	↑



ACTIVITY

Cumulative percentage of contracted UDA delivered 2018 & 2019



Month	Adjusted Scheduled Activity (UDA)	
	2018	2019
April	1,450	1,631
May	2,824	3,436
June	3,817	4,698
July	5,535	6,585
August	6,400	7,776
September	7,719	8,965
October	9,098	10,855
November	10,588	12,776
December	10,927	14,228
January	11,766	
February	11,766	
March	12,184	
April	12,356	
May	12,356	
June	12,356	

QUALITY

	Quantity	Base Number	Contract	AT	Region	England
% of FP17s for the same patient ID Re-attending within 3 months - Children	133	2,322	5.7%	11.6%	12.3%	11.8%
% of FP17s for the same patient ID Re-attending within 3 months - Adults	427	3,611	11.8%	14.8%	15.8%	15.6%
% of FP17s for the same patient ID Re-attending between 3 & 9 months - Children	1,122	2,322	48.3%	54.7%	60.1%	58.8%
% of FP17s for the same patient ID Re-attending between 3 & 9 months - Adults	1,270	3,611	35.2%	50.6%	53.3%	51.0%
% of FP17s for Band 1 Urgent Courses	440	5,861	7.5%	8.8%	9.0%	9.0%
% of FP17s Relating to Free Repair or Replacements	42	5,861	0.7%	1.2%	1.0%	0.8%
% of FP17s Relating to Continuations	55	5,861	0.9%	1.3%	1.0%	0.9%
% of Patients satisfied with the dentistry they have received	2	2	N/A	94.3%	93.8%	93.2%
% of Patients satisfied with the time they had to wait for an appointment	2	2	N/A	89.7%	89.4%	88.3%

* This is based on patients treated on this contract for their most recent course of treatment. Figures in italics indicate the base number of FP17s or Patient Questionnaire responses are less than 100. N/A is shown where the base number of responses is less than 10 during the period. % is calculated as Quantity/Base number*100

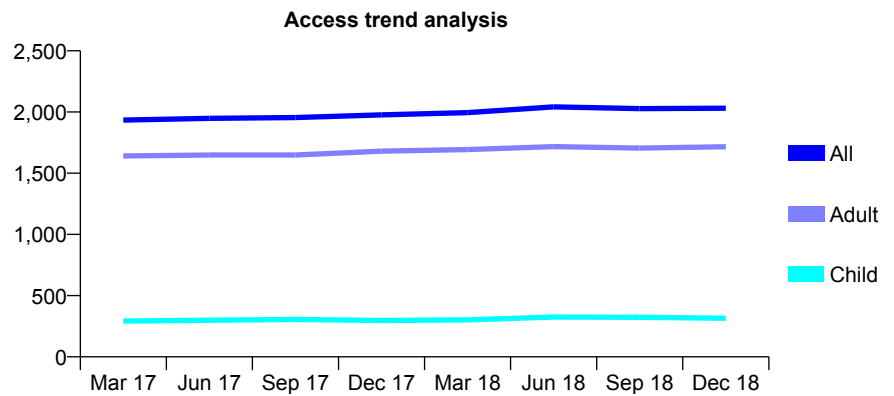
Q45 - Vital Signs At a Glance Contract Report for 739170/0001 - December 2018

Name or company name	MR RS ELSTON
Contract type name	GDS Contract
Purpose of contract	General and Orthodontic
Contract start date	01/04/2006
Contract end date	

18/19 Contracted general activity (UDA)	13,622
Carry forward general activity (UDA)	0
18/19 Contracted orthodontic activity (UOA)	103
Carry forward orthodontic activity (UOA)	0
Baseline contract value	£327,512.76

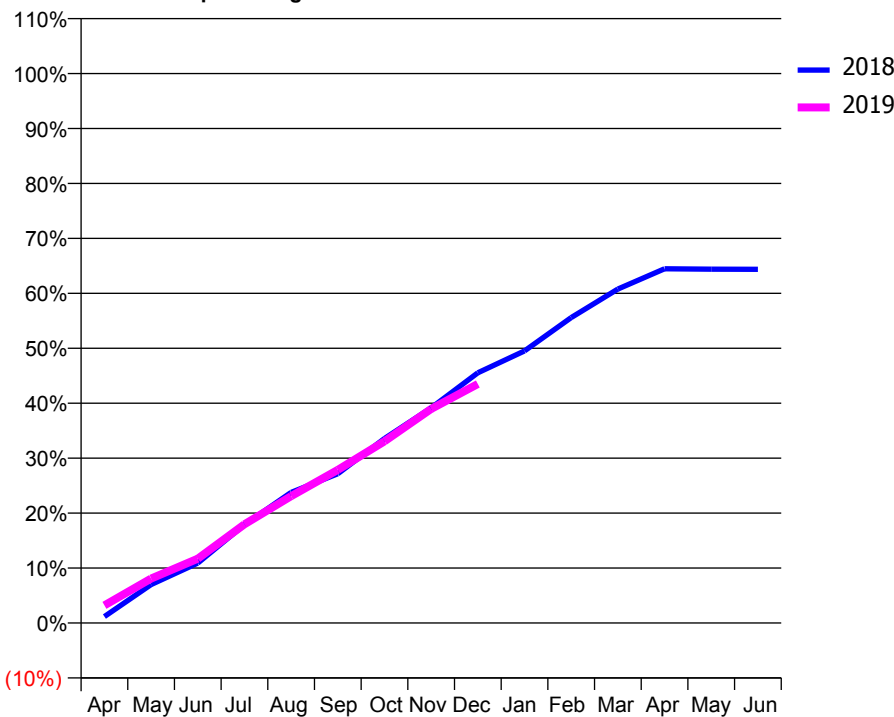
ACCESS*

Patients seen in 24 months	Total	Change since previous quarter
Quarter ending December 2017	1,977	
Quarter ending March 2018	1,995	→
Quarter ending June 2018	2,042	↑
Quarter ending September 2018	2,028	→
Quarter ending December 2018	2,031	→
Variance since December 2017	2.7%	↑



ACTIVITY

Cumulative percentage of contracted UDA delivered 2018 & 2019



Month	Adjusted Scheduled Activity (UDA)	
	2018	2019
April	160	438
May	955	1,104
June	1,487	1,594
July	2,437	2,449
August	3,237	3,146
September	3,700	3,798
October	4,574	4,505
November	5,334	5,309
December	6,204	5,926
January	6,746	
February	7,571	
March	8,280	
April	8,781	
May	8,773	
June	8,770	

QUALITY

	Quantity	Base Number	Contract	AT	Region	England
% of FP17s for the same patient ID Re-attending within 3 months - Children	82	536	15.3%	11.6%	12.3%	11.8%
% of FP17s for the same patient ID Re-attending within 3 months - Adults	458	2,153	21.3%	14.8%	15.8%	15.6%
% of FP17s for the same patient ID Re-attending between 3 & 9 months - Children	312	536	58.2%	54.7%	60.1%	58.8%
% of FP17s for the same patient ID Re-attending between 3 & 9 months - Adults	1,203	2,153	55.9%	50.6%	53.3%	51.0%
% of FP17s for Band 1 Urgent Courses	40	2,465	1.6%	8.8%	9.0%	9.0%
% of FP17s Relating to Free Repair or Replacements	28	2,465	1.1%	1.2%	1.0%	0.8%
% of FP17s Relating to Continuations	201	2,465	8.2%	1.3%	1.0%	0.9%
% of Patients satisfied with the dentistry they have received	5	5	N/A	94.3%	93.8%	93.2%
% of Patients satisfied with the time they had to wait for an appointment	5	5	N/A	89.7%	89.4%	88.3%

* This is based on patients treated on this contract for their most recent course of treatment. Figures in italics indicate the base number of FP17s or Patient Questionnaire responses are less than 100. N/A is shown where the base number of responses is less than 10 during the period. % is calculated as Quantity/Base number*100

Q45 - Vital Signs At a Glance Contract Report for 741566/0001 - December 2018

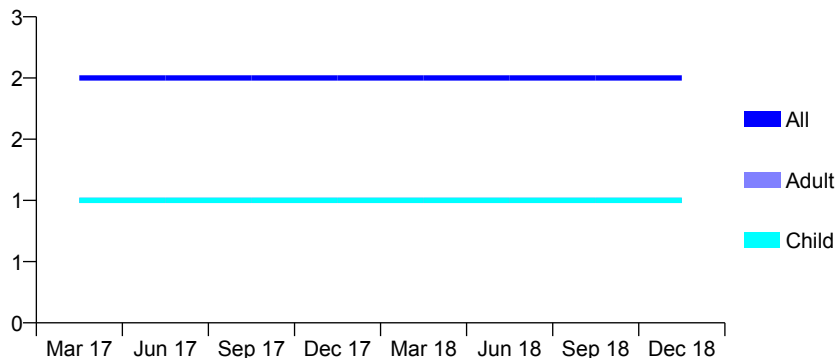
Name or company name	MISS SM GRANT
Contract type name	GDS Contract
Purpose of contract	General
Contract start date	01/04/2006
Contract end date	18/12/2018

18/19 Contracted general activity (UDA)	3
Carry forward general activity (UDA)	0
18/19 Contracted orthodontic activity (UOA)	0
Carry forward orthodontic activity (UOA)	0
Baseline contract value	£39.01

ACCESS*

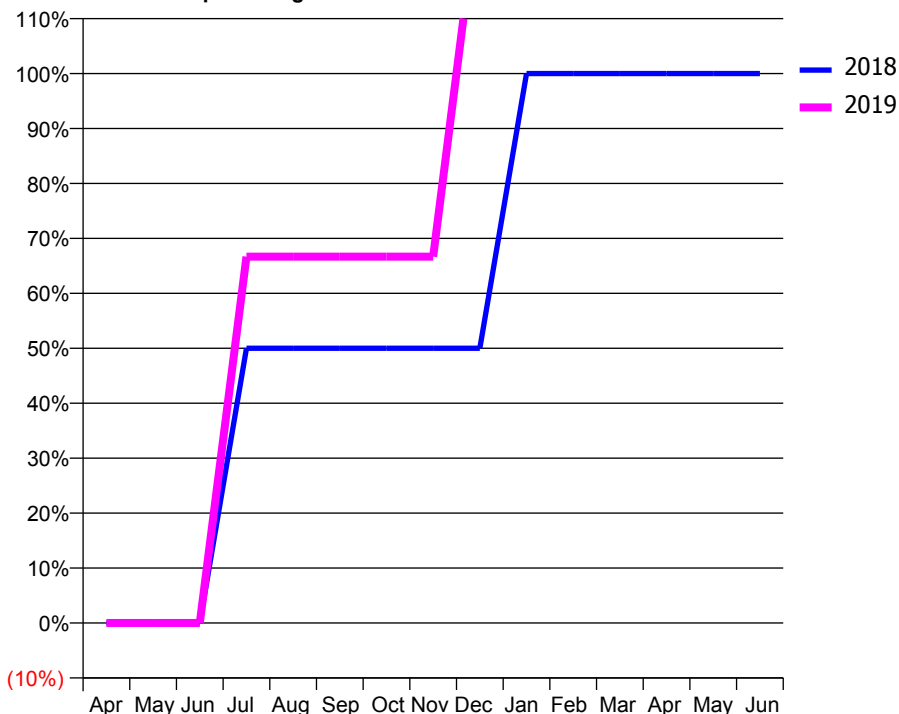
Patients seen in 24 months	Total	Change since previous quarter
Quarter ending December 2017	2	
Quarter ending March 2018	2	→
Quarter ending June 2018	2	→
Quarter ending September 2018	2	→
Quarter ending December 2018	2	→
Variance since December 2017	0.0%	→

Access trend analysis



ACTIVITY

Cumulative percentage of contracted UDA delivered 2018 & 2019



Adjusted Scheduled Activity (UDA)

Month	2018	2019
April	0	0
May	0	0
June	0	0
July	2	2
August	2	2
September	2	2
October	2	2
November	2	2
December	2	4
January	4	
February	4	
March	4	
April	4	
May	4	
June	4	

QUALITY

	Quantity	Base Number	Contract	AT	Region	England
% of FP17s for the same patient ID Re-attending within 3 months - Children	0	2	0.0%	11.6%	12.3%	11.8%
% of FP17s for the same patient ID Re-attending within 3 months - Adults	0	2	0.0%	14.8%	15.8%	15.6%
% of FP17s for the same patient ID Re-attending between 3 & 9 months - Children	2	2	100.0%	54.7%	60.1%	58.8%
% of FP17s for the same patient ID Re-attending between 3 & 9 months - Adults	2	2	100.0%	50.6%	53.3%	51.0%
% of FP17s for Band 1 Urgent Courses	0	4	0.0%	8.8%	9.0%	9.0%
% of FP17s Relating to Free Repair or Replacements	0	4	0.0%	1.2%	1.0%	0.8%
% of FP17s Relating to Continuations	0	4	0.0%	1.3%	1.0%	0.9%
% of Patients satisfied with the dentistry they have received	0	0	N/A	94.3%	93.8%	93.2%
% of Patients satisfied with the time they had to wait for an appointment	0	0	N/A	89.7%	89.4%	88.3%

* This is based on patients treated on this contract for their most recent course of treatment. Figures in italics indicate the base number of FP17s or Patient Questionnaire responses are less than 100. N/A is shown where the base number of responses is less than 10 during the period. % is calculated as Quantity/Base number*100

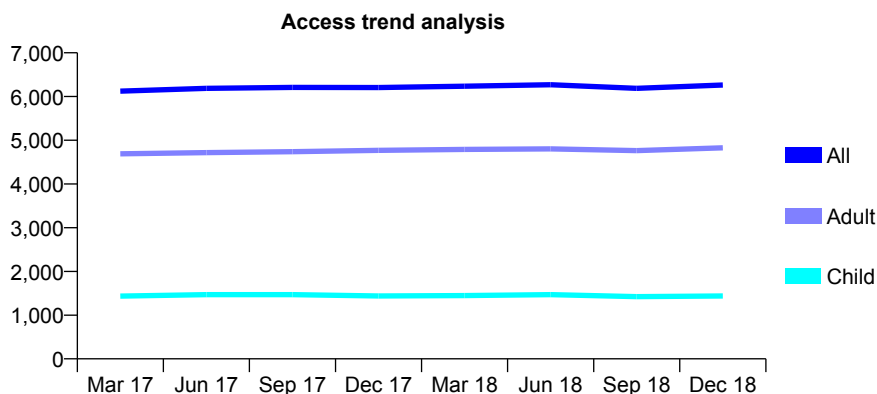
Q45 - Vital Signs At a Glance Contract Report for 742376/0001 - December 2018

Name or company name	MR SA HETHERINGTON
Contract type name	GDS Contract
Purpose of contract	General
Contract start date	01/04/2006
Contract end date	

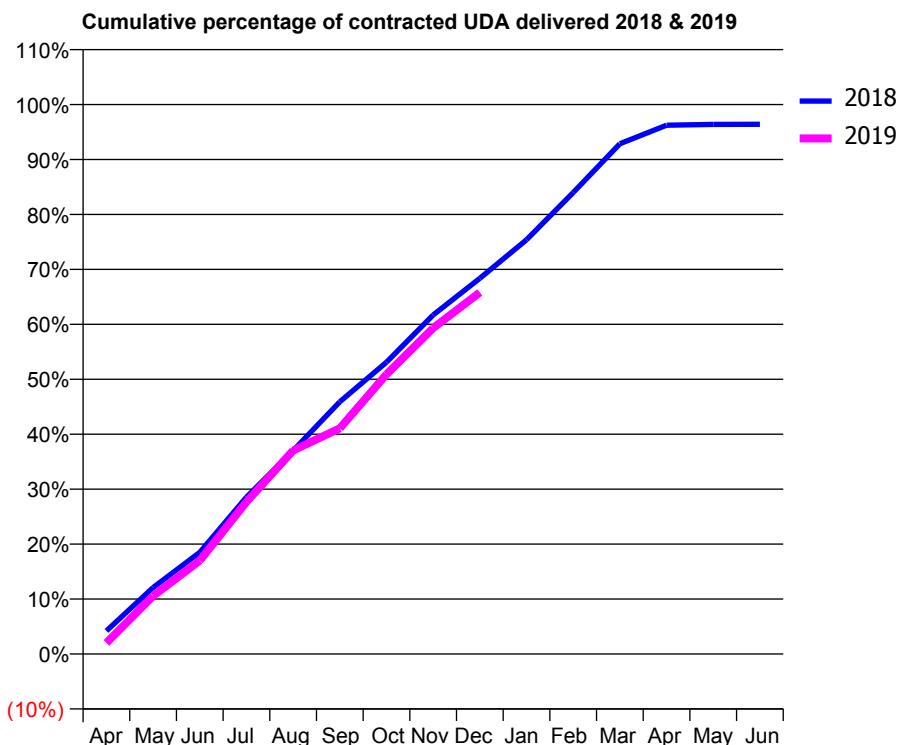
18/19 Contracted general activity (UDA)	16,232
Carry forward general activity (UDA)	584
18/19 Contracted orthodontic activity (UOA)	0
Carry forward orthodontic activity (UOA)	0
Baseline contract value	£399,324.64

ACCESS*

Patients seen in 24 months	Total	Change since previous quarter
Quarter ending December 2017	6,205	
Quarter ending March 2018	6,237	→
Quarter ending June 2018	6,269	→
Quarter ending September 2018	6,186	↓
Quarter ending December 2018	6,264	→
Variance since December 2017	1.0%	→



ACTIVITY



Month	Adjusted Scheduled Activity (UDA)	
	2018	2019
April	683	330
May	1,963	1,714
June	3,002	2,761
July	4,635	4,493
August	6,010	6,012
September	7,452	6,668
October	8,621	8,263
November	10,014	9,630
December	11,097	10,682
January	12,236	
February	13,632	
March	15,072	
April	15,620	
May	15,645	
June	15,648	

QUALITY

	Quantity	Base Number	Contract	AT	Region	England
% of FP17s for the same patient ID Re-attending within 3 months - Children	84	1,078	7.8%	11.6%	12.3%	11.8%
% of FP17s for the same patient ID Re-attending within 3 months - Adults	791	4,159	19.0%	14.8%	15.8%	15.6%
% of FP17s for the same patient ID Re-attending between 3 & 9 months - Children	299	1,078	27.7%	54.7%	60.1%	58.8%
% of FP17s for the same patient ID Re-attending between 3 & 9 months - Adults	1,304	4,159	31.4%	50.6%	53.3%	51.0%
% of FP17s for Band 1 Urgent Courses	765	5,002	15.3%	8.8%	9.0%	9.0%
% of FP17s Relating to Free Repair or Replacements	56	5,002	1.1%	1.2%	1.0%	0.8%
% of FP17s Relating to Continuations	206	5,002	4.1%	1.3%	1.0%	0.9%
% of Patients satisfied with the dentistry they have received	2	2	N/A	94.3%	93.8%	93.2%
% of Patients satisfied with the time they had to wait for an appointment	2	2	N/A	89.7%	89.4%	88.3%

* This is based on patients treated on this contract for their most recent course of treatment. Figures in italics indicate the base number of FP17s or Patient Questionnaire responses are less than 100. N/A is shown where the base number of responses is less than 10 during the period. % is calculated as Quantity/Base number*100

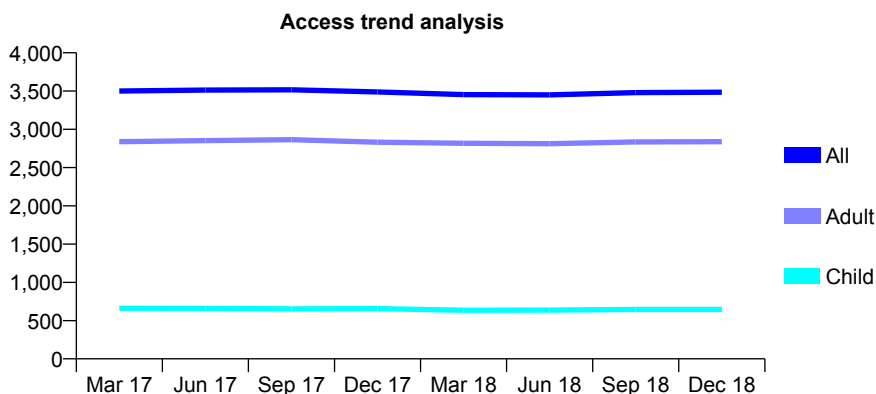
Q45 - Vital Signs At a Glance Contract Report for 742562/0001 - December 2018

Name or company name	MR NL CREES
Contract type name	GDS Contract
Purpose of contract	General and Orthodontic
Contract start date	01/04/2006
Contract end date	

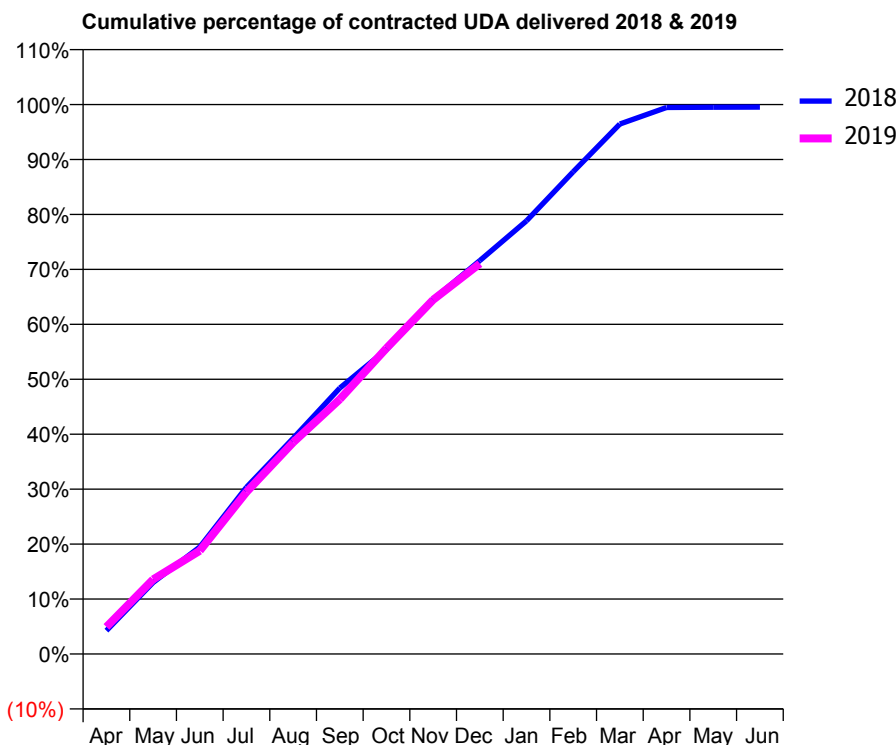
18/19 Contracted general activity (UDA)	10,425
Carry forward general activity (UDA)	48
18/19 Contracted orthodontic activity (UOA)	0
Carry forward orthodontic activity (UOA)	0
Baseline contract value	£260,972.30

ACCESS*

Patients seen in 24 months	Total	Change since previous quarter
Quarter ending December 2017	3,488	
Quarter ending March 2018	3,454	→
Quarter ending June 2018	3,450	→
Quarter ending September 2018	3,479	→
Quarter ending December 2018	3,485	→
Variance since December 2017	(0.1%)	→



ACTIVITY



Month	Adjusted Scheduled Activity (UDA)	
	2018	2019
April	445	516
May	1,357	1,415
June	2,030	1,959
July	3,164	3,073
August	4,092	4,013
September	5,046	4,833
October	5,777	5,802
November	6,730	6,721
December	7,464	7,407
January	8,217	
February	9,149	
March	10,056	
April	10,368	
May	10,374	
June	10,377	

QUALITY

	Quantity	Base Number	Contract	AT	Region	England
% of FP17s for the same patient ID Re-attending within 3 months - Children	66	711	9.3%	11.6%	12.3%	11.8%
% of FP17s for the same patient ID Re-attending within 3 months - Adults	426	2,921	14.6%	14.8%	15.8%	15.6%
% of FP17s for the same patient ID Re-attending between 3 & 9 months - Children	415	711	58.4%	54.7%	60.1%	58.8%
% of FP17s for the same patient ID Re-attending between 3 & 9 months - Adults	1,595	2,921	54.6%	50.6%	53.3%	51.0%
% of FP17s for Band 1 Urgent Courses	308	3,507	8.8%	8.8%	9.0%	9.0%
% of FP17s Relating to Free Repair or Replacements	37	3,507	1.1%	1.2%	1.0%	0.8%
% of FP17s Relating to Continuations	43	3,507	1.2%	1.3%	1.0%	0.9%
% of Patients satisfied with the dentistry they have received	1	1	N/A	94.3%	93.8%	93.2%
% of Patients satisfied with the time they had to wait for an appointment	1	1	N/A	89.7%	89.4%	88.3%

* This is based on patients treated on this contract for their most recent course of treatment. Figures in italics indicate the base number of FP17s or Patient Questionnaire responses are less than 100. N/A is shown where the base number of responses is less than 10 during the period. % is calculated as Quantity/Base number*100

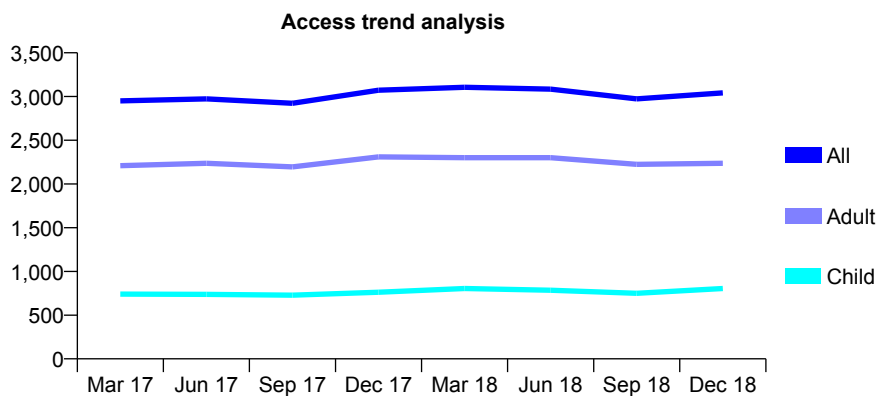
Q45 - Vital Signs At a Glance Contract Report for 761338/0001 - December 2018

Name or company name	MRS N HILL
Contract type name	GDS Contract
Purpose of contract	General
Contract start date	01/04/2006
Contract end date	

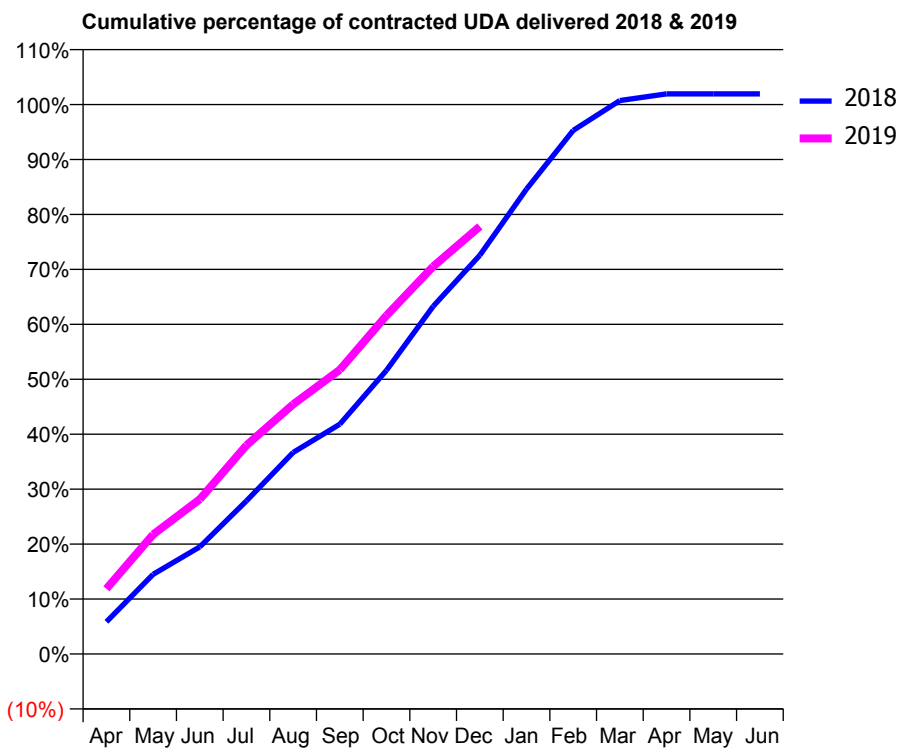
18/19 Contracted general activity (UDA)	8,475
Carry forward general activity (UDA)	-165
18/19 Contracted orthodontic activity (UOA)	0
Carry forward orthodontic activity (UOA)	0
Baseline contract value	£255,517.14

ACCESS*

Patients seen in 24 months	Total	Change since previous quarter
Quarter ending December 2017	3,072	
Quarter ending March 2018	3,106	→
Quarter ending June 2018	3,084	→
Quarter ending September 2018	2,973	↓
Quarter ending December 2018	3,042	↑
Variance since December 2017	(1.0%)	→



ACTIVITY



Month	Adjusted Scheduled Activity (UDA)	
	2018	2019
April	497	1,006
May	1,228	1,844
June	1,653	2,387
July	2,361	3,220
August	3,109	3,852
September	3,544	4,383
October	4,375	5,221
November	5,362	5,977
December	6,151	6,594
January	7,169	
February	8,076	
March	8,535	
April	8,640	
May	8,640	
June	8,640	

QUALITY

	Quantity	Base Number	Contract	AT	Region	England
% of FP17s for the same patient ID Re-attending within 3 months - Children	21	750	2.8%	11.6%	12.3%	11.8%
% of FP17s for the same patient ID Re-attending within 3 months - Adults	256	2,206	11.6%	14.8%	15.8%	15.6%
% of FP17s for the same patient ID Re-attending between 3 & 9 months - Children	230	750	30.7%	54.7%	60.1%	58.8%
% of FP17s for the same patient ID Re-attending between 3 & 9 months - Adults	781	2,206	35.4%	50.6%	53.3%	51.0%
% of FP17s for Band 1 Urgent Courses	231	2,908	7.9%	8.8%	9.0%	9.0%
% of FP17s Relating to Free Repair or Replacements	61	2,908	2.1%	1.2%	1.0%	0.8%
% of FP17s Relating to Continuations	21	2,908	0.7%	1.3%	1.0%	0.9%
% of Patients satisfied with the dentistry they have received	2	3	N/A	94.3%	93.8%	93.2%
% of Patients satisfied with the time they had to wait for an appointment	3	3	N/A	89.7%	89.4%	88.3%

* This is based on patients treated on this contract for their most recent course of treatment. Figures in italics indicate the base number of FP17s or Patient Questionnaire responses are less than 100. N/A is shown where the base number of responses is less than 10 during the period. % is calculated as Quantity/Base number*100

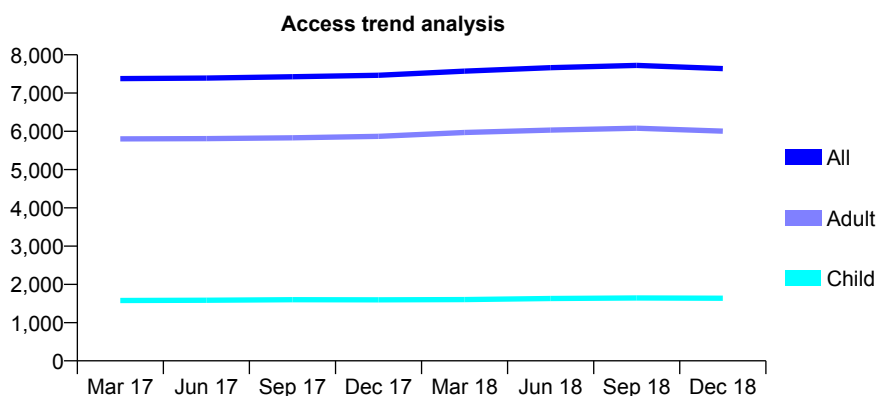
Q45 - Vital Signs At a Glance Contract Report for 761486/0001 - December 2018

Name or company name	MISS NL PROCTOR
Contract type name	GDS Contract
Purpose of contract	General
Contract start date	01/04/2006
Contract end date	

18/19 Contracted general activity (UDA)	19,711
Carry forward general activity (UDA)	509
18/19 Contracted orthodontic activity (UOA)	0
Carry forward orthodontic activity (UOA)	0
Baseline contract value	£538,297.38

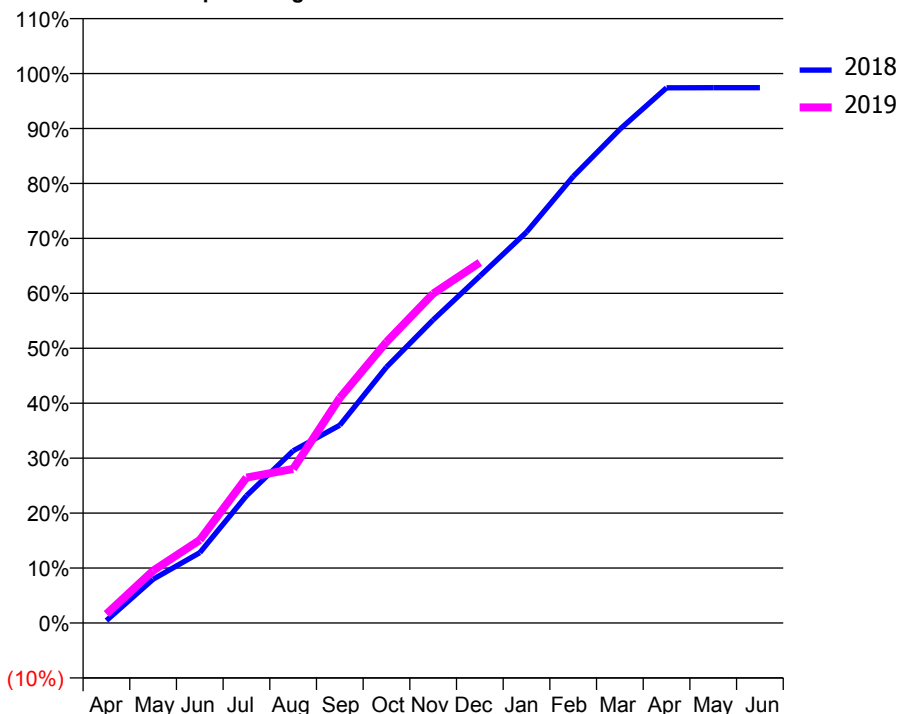
ACCESS*

Patients seen in 24 months	Total	Change since previous quarter
Quarter ending December 2017	7,464	
Quarter ending March 2018	7,574	→
Quarter ending June 2018	7,662	→
Quarter ending September 2018	7,724	→
Quarter ending December 2018	7,639	↓
Variance since December 2017	2.3%	↑



ACTIVITY

Cumulative percentage of contracted UDA delivered 2018 & 2019



Month	Adjusted Scheduled Activity (UDA)	
	2018	2019
April	90	321
May	1,572	1,875
June	2,522	2,979
July	4,567	5,217
August	6,178	5,526
September	7,097	8,074
October	9,183	10,079
November	10,876	11,819
December	12,443	12,933
January	14,023	
February	16,015	
March	17,712	
April	19,199	
May	19,202	
June	19,202	

QUALITY

	Quantity	Base Number	Contract	AT	Region	England
% of FP17s for the same patient ID Re-attending within 3 months - Children	164	1,968	8.3%	11.6%	12.3%	11.8%
% of FP17s for the same patient ID Re-attending within 3 months - Adults	1,048	6,532	16.0%	14.8%	15.8%	15.6%
% of FP17s for the same patient ID Re-attending between 3 & 9 months - Children	1,200	1,968	61.0%	54.7%	60.1%	58.8%
% of FP17s for the same patient ID Re-attending between 3 & 9 months - Adults	3,550	6,532	54.3%	50.6%	53.3%	51.0%
% of FP17s for Band 1 Urgent Courses	1,047	7,842	13.4%	8.8%	9.0%	9.0%
% of FP17s Relating to Free Repair or Replacements	89	7,842	1.1%	1.2%	1.0%	0.8%
% of FP17s Relating to Continuations	55	7,842	0.7%	1.3%	1.0%	0.9%
% of Patients satisfied with the dentistry they have received	2	2	N/A	94.3%	93.8%	93.2%
% of Patients satisfied with the time they had to wait for an appointment	2	2	N/A	89.7%	89.4%	88.3%

* This is based on patients treated on this contract for their most recent course of treatment. Figures in italics indicate the base number of FP17s or Patient Questionnaire responses are less than 100. N/A is shown where the base number of responses is less than 10 during the period. % is calculated as Quantity/Base number*100

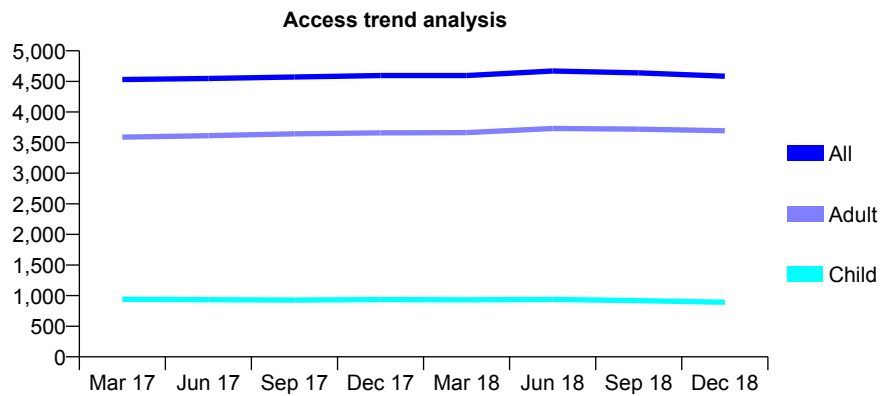
Q45 - Vital Signs At a Glance Contract Report for 767514/0002 - December 2018

Name or company name	MISS KE BOOTH
Contract type name	GDS Contract
Purpose of contract	General and Orthodontic
Contract start date	01/12/2011
Contract end date	

18/19 Contracted general activity (UDA)	12,032
Carry forward general activity (UDA)	0
18/19 Contracted orthodontic activity (UOA)	0
Carry forward orthodontic activity (UOA)	0
Baseline contract value	£467,660.08

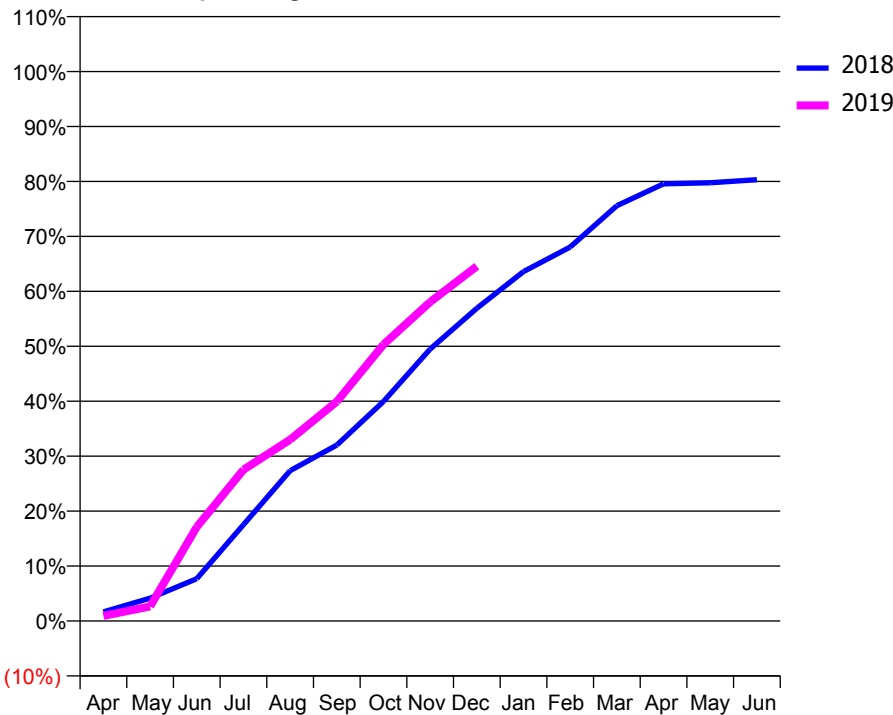
ACCESS*

Patients seen in 24 months	Total	Change since previous quarter
Quarter ending December 2017	4,595	
Quarter ending March 2018	4,595	→
Quarter ending June 2018	4,669	→
Quarter ending September 2018	4,639	→
Quarter ending December 2018	4,586	↓
Variance since December 2017	(0.2%)	→



ACTIVITY

Cumulative percentage of contracted UDA delivered 2018 & 2019



Month	Adjusted Scheduled Activity (UDA)	
	2018	2019
April	199	113
May	500	320
June	928	2,059
July	2,108	3,311
August	3,292	3,973
September	3,854	4,805
October	4,806	6,055
November	5,955	6,987
December	6,848	7,768
January	7,652	
February	8,189	
March	9,094	
April	9,572	
May	9,596	
June	9,663	

QUALITY

	Quantity	Base Number	Contract	AT	Region	England
% of FP17s for the same patient ID Re-attending within 3 months - Children	61	799	7.6%	11.6%	12.3%	11.8%
% of FP17s for the same patient ID Re-attending within 3 months - Adults	556	3,330	16.7%	14.8%	15.8%	15.6%
% of FP17s for the same patient ID Re-attending between 3 & 9 months - Children	318	799	39.8%	54.7%	60.1%	58.8%
% of FP17s for the same patient ID Re-attending between 3 & 9 months - Adults	1,442	3,330	43.3%	50.6%	53.3%	51.0%
% of FP17s for Band 1 Urgent Courses	215	3,643	5.9%	8.8%	9.0%	9.0%
% of FP17s Relating to Free Repair or Replacements	38	3,643	1.0%	1.2%	1.0%	0.8%
% of FP17s Relating to Continuations	75	3,643	2.1%	1.3%	1.0%	0.9%
% of Patients satisfied with the dentistry they have received	14	14	100.0%	94.3%	93.8%	93.2%
% of Patients satisfied with the time they had to wait for an appointment	12	14	85.7%	89.7%	89.4%	88.3%

* This is based on patients treated on this contract for their most recent course of treatment. Figures in italics indicate the base number of FP17s or Patient Questionnaire responses are less than 100. N/A is shown where the base number of responses is less than 10 during the period. % is calculated as Quantity/Base number*100

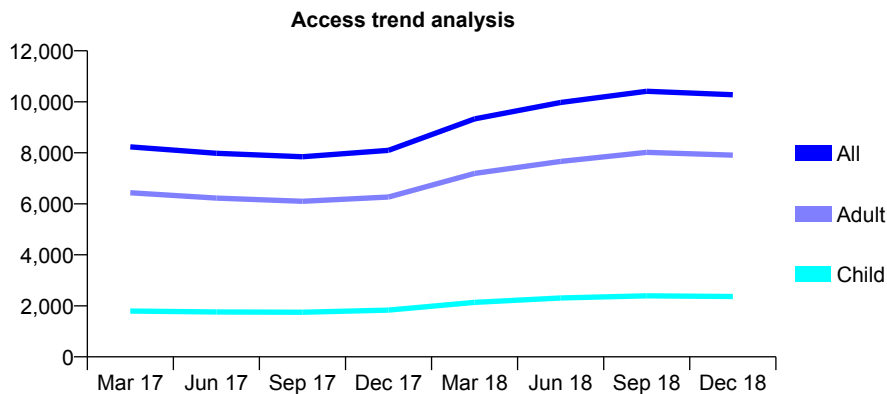
Q45 - Vital Signs At a Glance Contract Report for 772321/0001 - December 2018

Name or company name	Grange Dental Practice Partnership
Contract type name	GDS Contract
Purpose of contract	General and Orthodontic
Contract start date	01/06/2011
Contract end date	

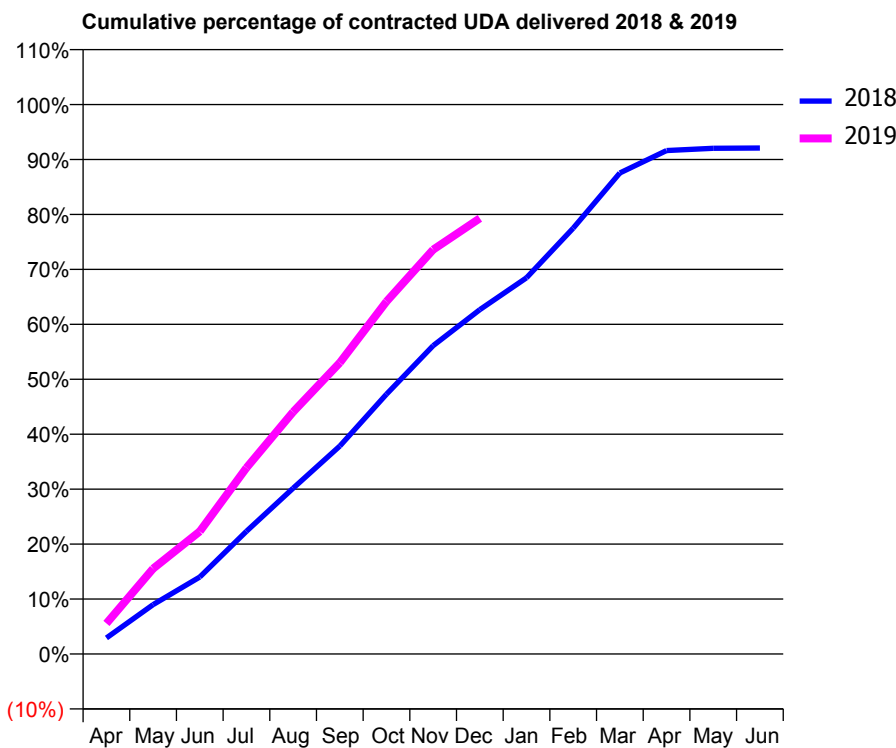
18/19 Contracted general activity (UDA)	29,579
Carry forward general activity (UDA)	0
18/19 Contracted orthodontic activity (UOA)	0
Carry forward orthodontic activity (UOA)	0
Baseline contract value	£805,656.83

ACCESS*

Patients seen in 24 months	Total	Change since previous quarter
Quarter ending December 2017	8,096	
Quarter ending March 2018	9,330	↑
Quarter ending June 2018	9,976	↑
Quarter ending September 2018	10,413	↑
Quarter ending December 2018	10,277	↓
Variance since December 2017	26.9%	↑



ACTIVITY



Month	Adjusted Scheduled Activity (UDA)	
	2018	2019
April	831	1,646
May	2,558	4,594
June	3,988	6,600
July	6,351	10,025
August	8,581	13,032
September	10,762	15,683
October	13,449	18,975
November	15,958	21,767
December	17,821	23,455
January	19,477	
February	22,041	
March	24,901	
April	26,057	
May	26,176	
June	26,190	

QUALITY

	Quantity	Base Number	Contract	AT	Region	England
% of FP17s for the same patient ID Re-attending within 3 months - Children	205	2,688	7.6%	11.6%	12.3%	11.8%
% of FP17s for the same patient ID Re-attending within 3 months - Adults	1,047	8,158	12.8%	14.8%	15.8%	15.6%
% of FP17s for the same patient ID Re-attending between 3 & 9 months - Children	1,524	2,688	56.7%	54.7%	60.1%	58.8%
% of FP17s for the same patient ID Re-attending between 3 & 9 months - Adults	4,213	8,158	51.6%	50.6%	53.3%	51.0%
% of FP17s for Band 1 Urgent Courses	631	10,289	6.1%	8.8%	9.0%	9.0%
% of FP17s Relating to Free Repair or Replacements	60	10,289	0.6%	1.2%	1.0%	0.8%
% of FP17s Relating to Continuations	219	10,289	2.1%	1.3%	1.0%	0.9%
% of Patients satisfied with the dentistry they have received	8	9	N/A	94.3%	93.8%	93.2%
% of Patients satisfied with the time they had to wait for an appointment	8	9	N/A	89.7%	89.4%	88.3%

* This is based on patients treated on this contract for their most recent course of treatment. Figures in italics indicate the base number of FP17s or Patient Questionnaire responses are less than 100. N/A is shown where the base number of responses is less than 10 during the period. % is calculated as Quantity/Base number*100

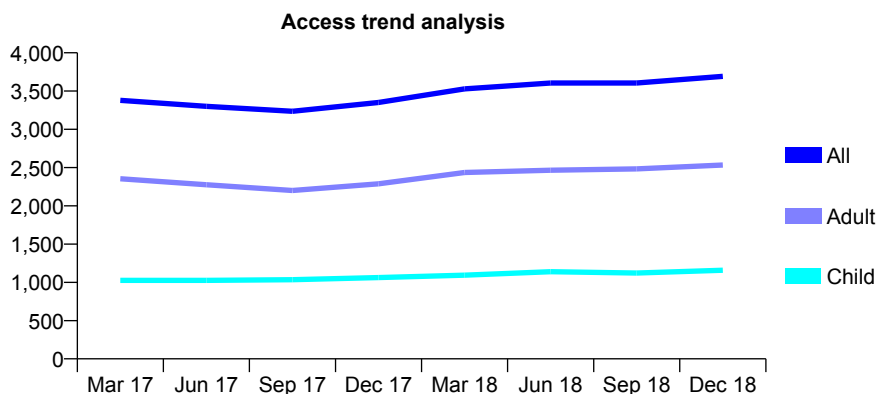
Q45 - Vital Signs At a Glance Contract Report for 773115/0002 - December 2018

Name or company name	Mr A Razaq
Contract type name	Pilot Contract
Purpose of contract	General
Contract start date	01/04/2006
Contract end date	31/03/2020

18/19 Contracted general activity (UDA)	11,473
Carry forward general activity (UDA)	0
18/19 Contracted orthodontic activity (UOA)	0
Carry forward orthodontic activity (UOA)	0
Baseline contract value	£265,947.85

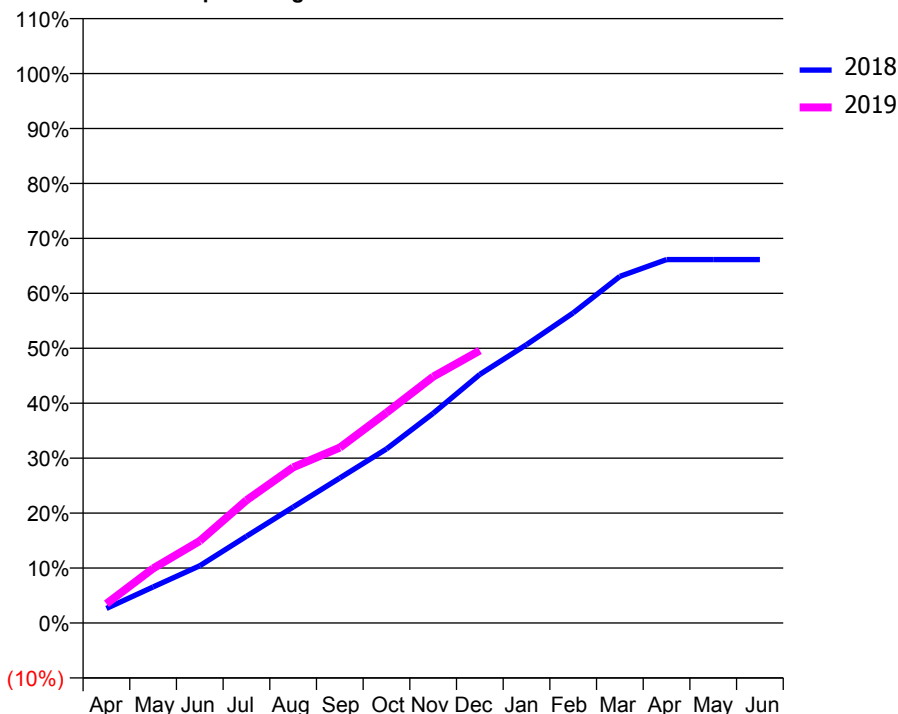
ACCESS*

Patients seen in 24 months	Total	Change since previous quarter
Quarter ending December 2017	3,350	
Quarter ending March 2018	3,529	↑
Quarter ending June 2018	3,605	↑
Quarter ending September 2018	3,605	→
Quarter ending December 2018	3,692	↑
Variance since December 2017	10.2%	↑



ACTIVITY

Cumulative percentage of contracted UDA delivered 2018 & 2019



Month	Adjusted Scheduled Activity (UDA)	
	2018	2019
April	304	403
May	754	1,139
June	1,196	1,713
July	1,812	2,562
August	2,421	3,251
September	3,029	3,663
October	3,635	4,392
November	4,377	5,143
December	5,190	5,689
January	5,812	
February	6,474	
March	7,236	
April	7,588	
May	7,588	
June	7,588	

QUALITY

	Quantity	Base Number	Contract	AT	Region	England
% of FP17s for the same patient ID Re-attending within 3 months - Children	77	1,161	6.6%	11.6%	12.3%	11.8%
% of FP17s for the same patient ID Re-attending within 3 months - Adults	194	1,484	13.1%	14.8%	15.8%	15.6%
% of FP17s for the same patient ID Re-attending between 3 & 9 months - Children	603	1,161	51.9%	54.7%	60.1%	58.8%
% of FP17s for the same patient ID Re-attending between 3 & 9 months - Adults	301	1,484	20.3%	50.6%	53.3%	51.0%
% of FP17s for Band 1 Urgent Courses	111	2,312	4.8%	8.8%	9.0%	9.0%
% of FP17s Relating to Free Repair or Replacements	36	2,312	1.6%	1.2%	1.0%	0.8%
% of FP17s Relating to Continuations	45	2,312	1.9%	1.3%	1.0%	0.9%
% of Patients satisfied with the dentistry they have received	1	1	N/A	94.3%	93.8%	93.2%
% of Patients satisfied with the time they had to wait for an appointment	1	1	N/A	89.7%	89.4%	88.3%

* This is based on patients treated on this contract for their most recent course of treatment. Figures in italics indicate the base number of FP17s or Patient Questionnaire responses are less than 100. N/A is shown where the base number of responses is less than 10 during the period. % is calculated as Quantity/Base number*100

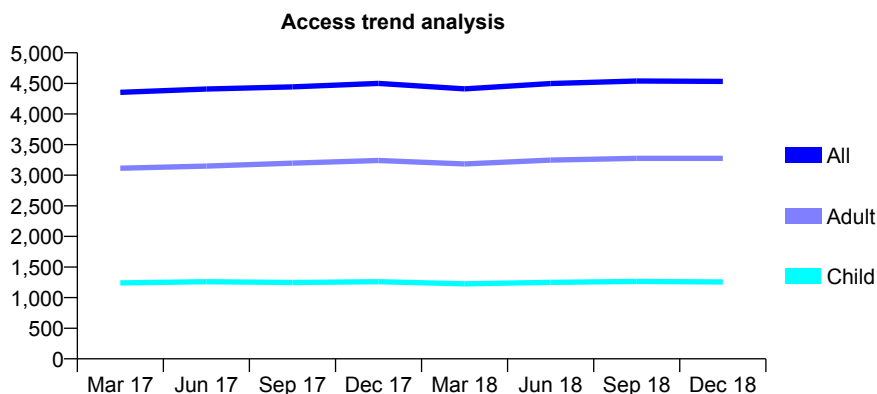
Q45 - Vital Signs At a Glance Contract Report for 801712/0004 - December 2018

Name or company name	Mr S A Jeyarajan Dental Surgery
Contract type name	GDS Contract
Purpose of contract	General
Contract start date	14/05/2011
Contract end date	

18/19 Contracted general activity (UDA)	11,567
Carry forward general activity (UDA)	-231
18/19 Contracted orthodontic activity (UOA)	0
Carry forward orthodontic activity (UOA)	0
Baseline contract value	£318,921.29

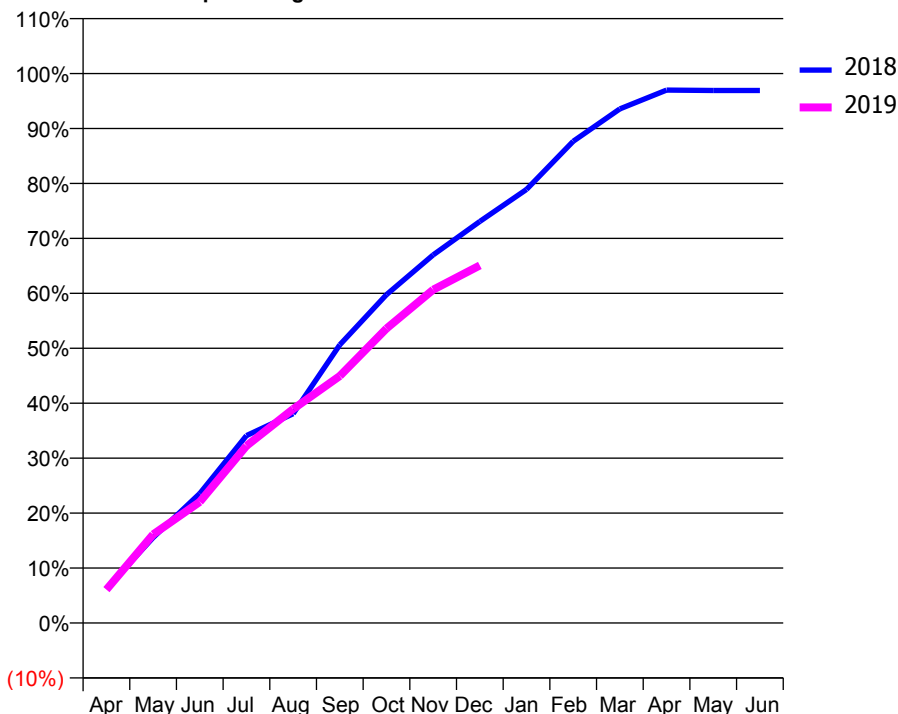
ACCESS*

Patients seen in 24 months	Total	Change since previous quarter
Quarter ending December 2017	4,501	
Quarter ending March 2018	4,410	↓
Quarter ending June 2018	4,497	→
Quarter ending September 2018	4,540	→
Quarter ending December 2018	4,532	→
Variance since December 2017	0.7%	→



ACTIVITY

Cumulative percentage of contracted UDA delivered 2018 & 2019



Month	Adjusted Scheduled Activity (UDA)	
	2018	2019
April	723	702
May	1,798	1,864
June	2,726	2,549
July	3,946	3,730
August	4,406	4,504
September	5,855	5,201
October	6,911	6,200
November	7,749	7,017
December	8,452	7,526
January	9,128	
February	10,140	
March	10,823	
April	11,217	
May	11,208	
June	11,208	

QUALITY

	Quantity	Base Number	Contract	AT	Region	England
% of FP17s for the same patient ID Re-attending within 3 months - Children	47	1,019	4.6%	11.6%	12.3%	11.8%
% of FP17s for the same patient ID Re-attending within 3 months - Adults	267	2,515	10.6%	14.8%	15.8%	15.6%
% of FP17s for the same patient ID Re-attending between 3 & 9 months - Children	403	1,019	39.5%	54.7%	60.1%	58.8%
% of FP17s for the same patient ID Re-attending between 3 & 9 months - Adults	874	2,515	34.8%	50.6%	53.3%	51.0%
% of FP17s for Band 1 Urgent Courses	423	3,324	12.7%	8.8%	9.0%	9.0%
% of FP17s Relating to Free Repair or Replacements	15	3,324	0.5%	1.2%	1.0%	0.8%
% of FP17s Relating to Continuations	13	3,324	0.4%	1.3%	1.0%	0.9%
% of Patients satisfied with the dentistry they have received	1	1	N/A	94.3%	93.8%	93.2%
% of Patients satisfied with the time they had to wait for an appointment	0	1	N/A	89.7%	89.4%	88.3%

* This is based on patients treated on this contract for their most recent course of treatment. Figures in italics indicate the base number of FP17s or Patient Questionnaire responses are less than 100. N/A is shown where the base number of responses is less than 10 during the period. % is calculated as Quantity/Base number*100

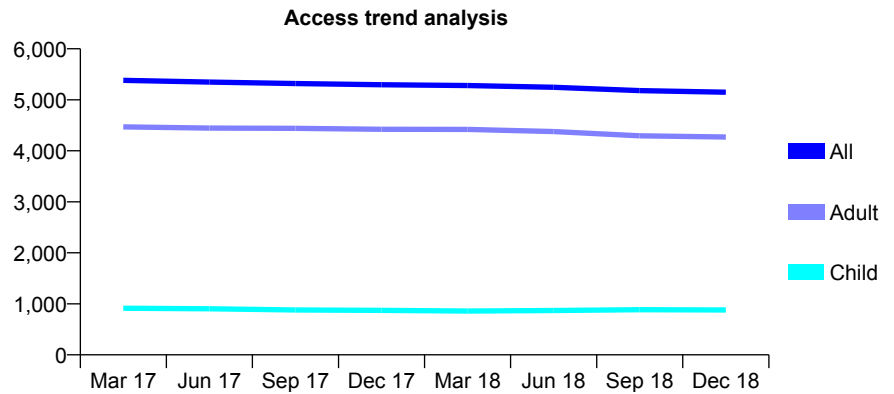
Q45 - Vital Signs At a Glance Contract Report for 804932/0001 - December 2018

Name or company name	MR A ABRAHAM
Contract type name	GDS Contract
Purpose of contract	General
Contract start date	01/04/2006
Contract end date	

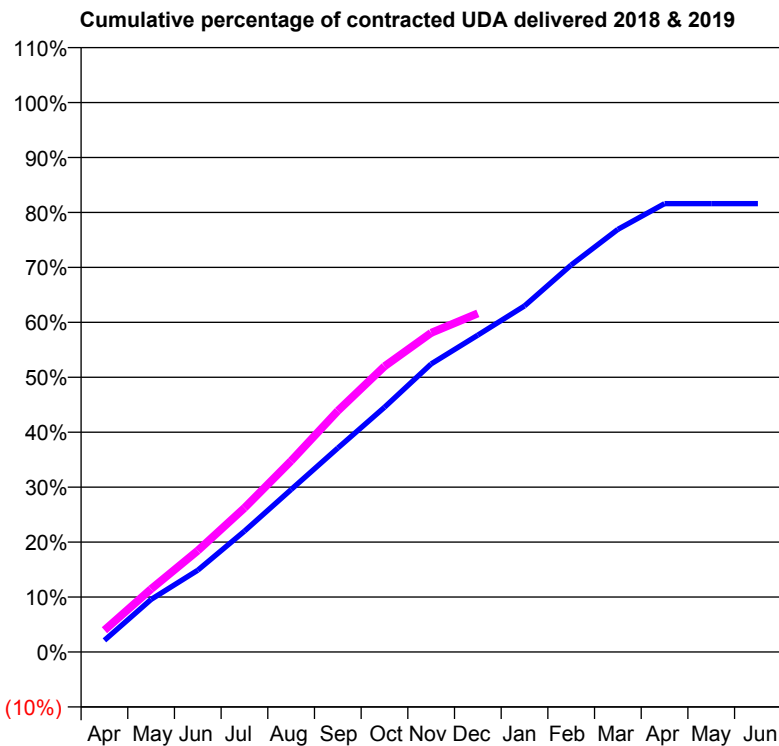
18/19 Contracted general activity (UDA)	14,669
Carry forward general activity (UDA)	0
18/19 Contracted orthodontic activity (UOA)	0
Carry forward orthodontic activity (UOA)	0
Baseline contract value	£313,873.74

ACCESS*

Patients seen in 24 months	Total	Change since previous quarter
Quarter ending December 2017	5,296	
Quarter ending March 2018	5,280	→
Quarter ending June 2018	5,246	→
Quarter ending September 2018	5,180	↓
Quarter ending December 2018	5,150	→
Variance since December 2017	(2.8%)	↓



ACTIVITY



Month	Adjusted Scheduled Activity (UDA)	
	2018	2019
April	375	582
May	1,690	1,682
June	2,629	2,709
July	3,886	3,847
August	5,225	5,102
September	6,560	6,436
October	7,870	7,626
November	9,264	8,522
December	10,189	9,038
January	11,131	
February	12,444	
March	13,589	
April	14,417	
May	14,417	
June	14,417	

QUALITY

	Quantity	Base Number	Contract	AT	Region	England
% of FP17s for the same patient ID Re-attending within 3 months - Children	23	635	3.6%	11.6%	12.3%	11.8%
% of FP17s for the same patient ID Re-attending within 3 months - Adults	486	2,545	19.1%	14.8%	15.8%	15.6%
% of FP17s for the same patient ID Re-attending between 3 & 9 months - Children	122	635	19.2%	54.7%	60.1%	58.8%
% of FP17s for the same patient ID Re-attending between 3 & 9 months - Adults	670	2,545	26.3%	50.6%	53.3%	51.0%
% of FP17s for Band 1 Urgent Courses	417	2,921	14.3%	8.8%	9.0%	9.0%
% of FP17s Relating to Free Repair or Replacements	74	2,921	2.5%	1.2%	1.0%	0.8%
% of FP17s Relating to Continuations	131	2,921	4.5%	1.3%	1.0%	0.9%
% of Patients satisfied with the dentistry they have received	2	2	N/A	94.3%	93.8%	93.2%
% of Patients satisfied with the time they had to wait for an appointment	2	2	N/A	89.7%	89.4%	88.3%

* This is based on patients treated on this contract for their most recent course of treatment. Figures in italics indicate the base number of FP17s or Patient Questionnaire responses are less than 100. N/A is shown where the base number of responses is less than 10 during the period. % is calculated as Quantity/Base number*100

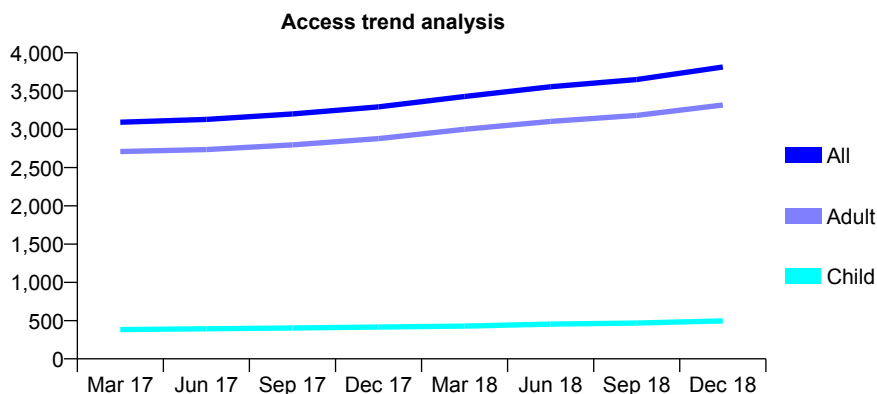
Q45 - Vital Signs At a Glance Contract Report for 811513/0001 - December 2018

Name or company name	MR PL NEWTON
Contract type name	GDS Contract
Purpose of contract	General
Contract start date	01/04/2006
Contract end date	

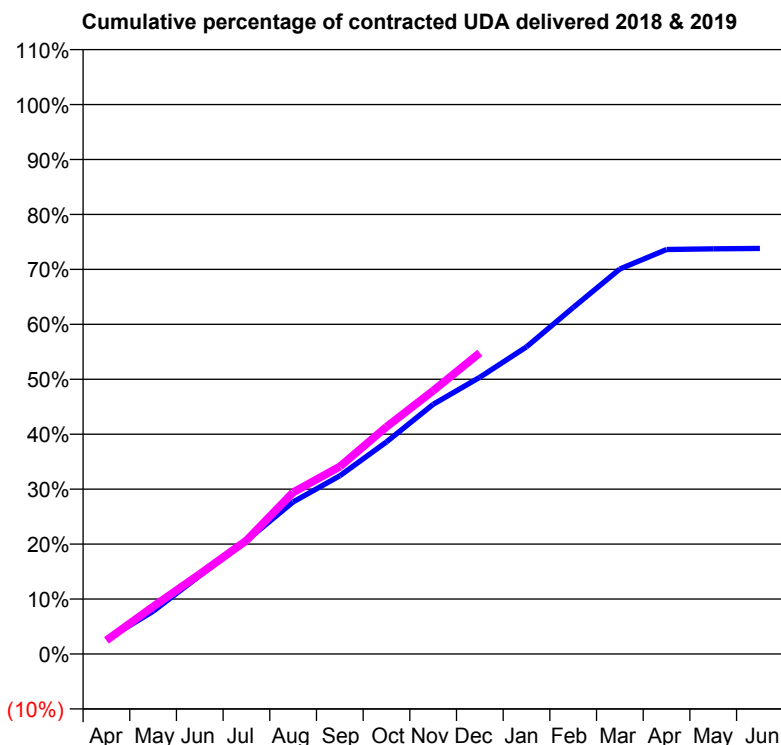
18/19 Contracted general activity (UDA)	15,980
Carry forward general activity (UDA)	0
18/19 Contracted orthodontic activity (UOA)	0
Carry forward orthodontic activity (UOA)	0
Baseline contract value	£349,729.86

ACCESS*

Patients seen in 24 months	Total	Change since previous quarter
Quarter ending December 2017	3,294	
Quarter ending March 2018	3,429	↑
Quarter ending June 2018	3,557	↑
Quarter ending September 2018	3,650	↑
Quarter ending December 2018	3,814	↑
Variance since December 2017	15.8%	↑



ACTIVITY



Month	Adjusted Scheduled Activity (UDA)	
	2018	2019
April	416	399
May	1,244	1,379
June	2,279	2,323
July	3,300	3,303
August	4,423	4,703
September	5,184	5,450
October	6,168	6,608
November	7,262	7,657
December	8,048	8,759
January	8,931	
February	10,076	
March	11,195	
April	11,763	
May	11,784	
June	11,794	

QUALITY

	Quantity	Base Number	Contract	AT	Region	England
% of FP17s for the same patient ID Re-attending within 3 months - Children	99	688	14.4%	11.6%	12.3%	11.8%
% of FP17s for the same patient ID Re-attending within 3 months - Adults	476	3,999	11.9%	14.8%	15.8%	15.6%
% of FP17s for the same patient ID Re-attending between 3 & 9 months - Children	384	688	55.8%	54.7%	60.1%	58.8%
% of FP17s for the same patient ID Re-attending between 3 & 9 months - Adults	2,631	3,999	65.8%	50.6%	53.3%	51.0%
% of FP17s for Band 1 Urgent Courses	332	4,424	7.5%	8.8%	9.0%	9.0%
% of FP17s Relating to Free Repair or Replacements	63	4,424	1.4%	1.2%	1.0%	0.8%
% of FP17s Relating to Continuations	50	4,424	1.1%	1.3%	1.0%	0.9%
% of Patients satisfied with the dentistry they have received	6	6	N/A	94.3%	93.8%	93.2%
% of Patients satisfied with the time they had to wait for an appointment	6	6	N/A	89.7%	89.4%	88.3%

* This is based on patients treated on this contract for their most recent course of treatment. Figures in italics indicate the base number of FP17s or Patient Questionnaire responses are less than 100. N/A is shown where the base number of responses is less than 10 during the period. % is calculated as Quantity/Base number*100

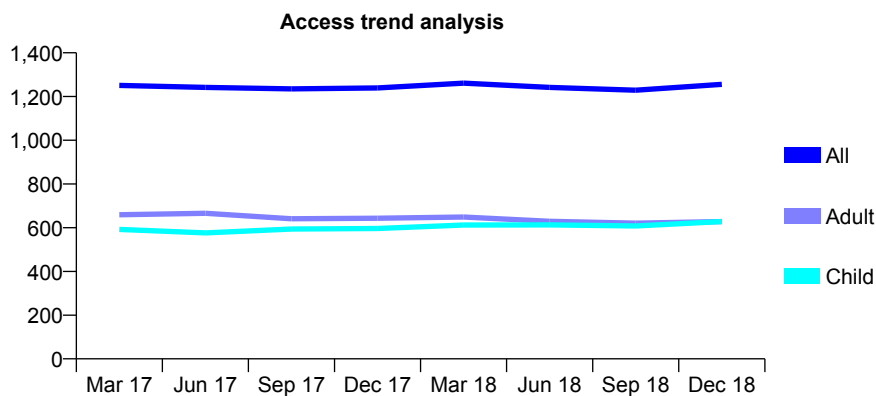
Q45 - Vital Signs At a Glance Contract Report for 814342/0002 - December 2018

Name or company name	Lynes Dental Surgery
Contract type name	GDS Contract
Purpose of contract	General
Contract start date	01/04/2006
Contract end date	

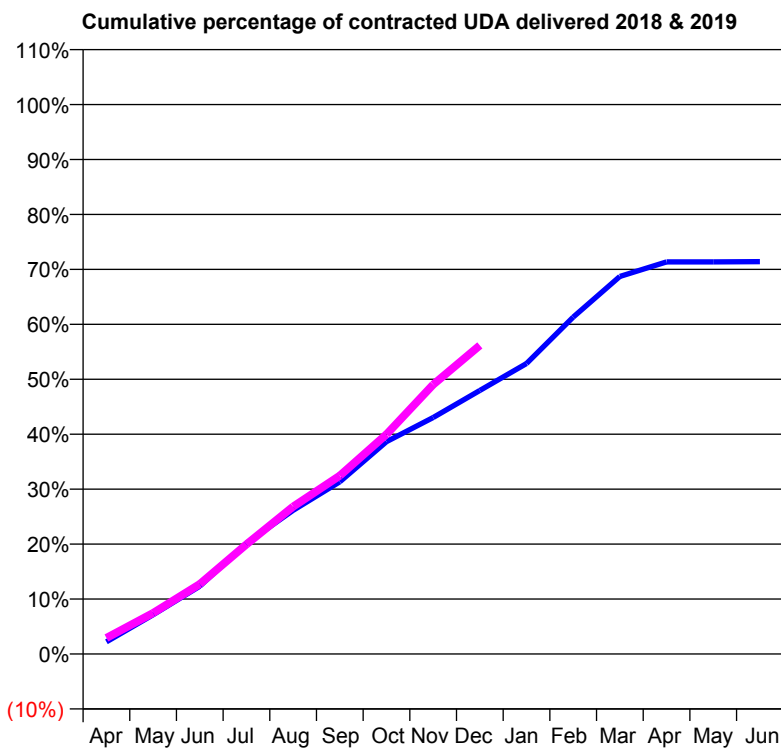
18/19 Contracted general activity (UDA)	5,000
Carry forward general activity (UDA)	0
18/19 Contracted orthodontic activity (UOA)	0
Carry forward orthodontic activity (UOA)	0
Baseline contract value	£120,889.24

ACCESS*

Patients seen in 24 months	Total	Change since previous quarter
Quarter ending December 2017	1,239	
Quarter ending March 2018	1,261	→
Quarter ending June 2018	1,242	↓
Quarter ending September 2018	1,229	↓
Quarter ending December 2018	1,256	↑
Variance since December 2017	1.4%	→



ACTIVITY



Month	Adjusted Scheduled Activity (UDA)	
	2018	2019
April	128	146
May	414	373
June	715	637
July	1,169	998
August	1,517	1,342
September	1,818	1,623
October	2,241	1,999
November	2,496	2,452
December	2,782	2,808
January	3,066	
February	3,557	
March	3,986	
April	4,139	
May	4,139	
June	4,141	

QUALITY

	Quantity	Base Number	Contract	AT	Region	England
% of FP17s for the same patient ID Re-attending within 3 months - Children	28	849	3.3%	11.6%	12.3%	11.8%
% of FP17s for the same patient ID Re-attending within 3 months - Adults	50	627	8.0%	14.8%	15.8%	15.6%
% of FP17s for the same patient ID Re-attending between 3 & 9 months - Children	664	849	78.2%	54.7%	60.1%	58.8%
% of FP17s for the same patient ID Re-attending between 3 & 9 months - Adults	458	627	73.0%	50.6%	53.3%	51.0%
% of FP17s for Band 1 Urgent Courses	41	1,406	2.9%	8.8%	9.0%	9.0%
% of FP17s Relating to Free Repair or Replacements	0	1,406	0.0%	1.2%	1.0%	0.8%
% of FP17s Relating to Continuations	11	1,406	0.8%	1.3%	1.0%	0.9%
% of Patients satisfied with the dentistry they have received	0	0	N/A	94.3%	93.8%	93.2%
% of Patients satisfied with the time they had to wait for an appointment	0	0	N/A	89.7%	89.4%	88.3%

* This is based on patients treated on this contract for their most recent course of treatment. Figures in italics indicate the base number of FP17s or Patient Questionnaire responses are less than 100. N/A is shown where the base number of responses is less than 10 during the period. % is calculated as Quantity/Base number*100

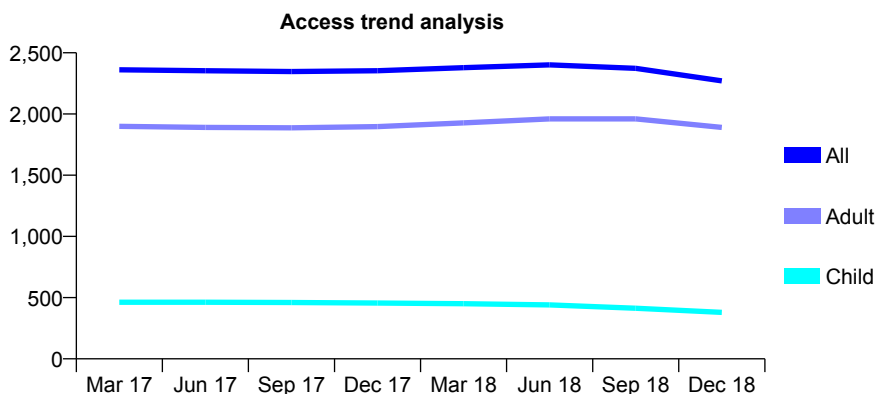
Q45 - Vital Signs At a Glance Contract Report for 820857/0002 - December 2018

Name or company name	MRS JH ELSTON
Contract type name	GDS Contract
Purpose of contract	General
Contract start date	01/04/2006
Contract end date	

18/19 Contracted general activity (UDA)	12,629
Carry forward general activity (UDA)	0
18/19 Contracted orthodontic activity (UOA)	0
Carry forward orthodontic activity (UOA)	0
Baseline contract value	£357,935.67

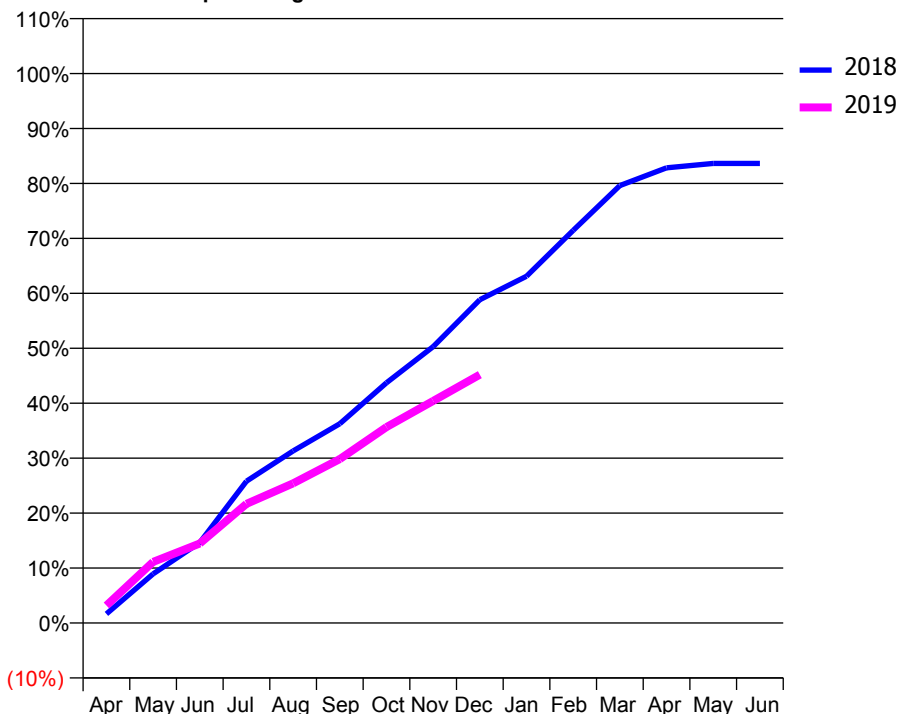
ACCESS*

Patients seen in 24 months	Total	Change since previous quarter
Quarter ending December 2017	2,353	
Quarter ending March 2018	2,378	→
Quarter ending June 2018	2,401	→
Quarter ending September 2018	2,373	↓
Quarter ending December 2018	2,271	↓
Variance since December 2017	(3.5%)	↓



ACTIVITY

Cumulative percentage of contracted UDA delivered 2018 & 2019



Month	Adjusted Scheduled Activity (UDA)	
	2018	2019
April	211	403
May	1,128	1,405
June	1,851	1,829
July	3,260	2,738
August	3,954	3,211
September	4,579	3,769
October	5,521	4,505
November	6,350	5,104
December	7,431	5,709
January	7,970	
February	9,025	
March	10,053	
April	10,460	
May	10,561	
June	10,561	

QUALITY

	Quantity	Base Number	Contract	AT	Region	England
% of FP17s for the same patient ID Re-attending within 3 months - Children	28	395	7.1%	11.6%	12.3%	11.8%
% of FP17s for the same patient ID Re-attending within 3 months - Adults	483	2,160	22.4%	14.8%	15.8%	15.6%
% of FP17s for the same patient ID Re-attending between 3 & 9 months - Children	229	395	58.0%	54.7%	60.1%	58.8%
% of FP17s for the same patient ID Re-attending between 3 & 9 months - Adults	1,106	2,160	51.2%	50.6%	53.3%	51.0%
% of FP17s for Band 1 Urgent Courses	450	2,408	18.7%	8.8%	9.0%	9.0%
% of FP17s Relating to Free Repair or Replacements	114	2,408	4.7%	1.2%	1.0%	0.8%
% of FP17s Relating to Continuations	56	2,408	2.3%	1.3%	1.0%	0.9%
% of Patients satisfied with the dentistry they have received	2	2	N/A	94.3%	93.8%	93.2%
% of Patients satisfied with the time they had to wait for an appointment	2	2	N/A	89.7%	89.4%	88.3%

* This is based on patients treated on this contract for their most recent course of treatment. Figures in italics indicate the base number of FP17s or Patient Questionnaire responses are less than 100. N/A is shown where the base number of responses is less than 10 during the period. % is calculated as Quantity/Base number*100

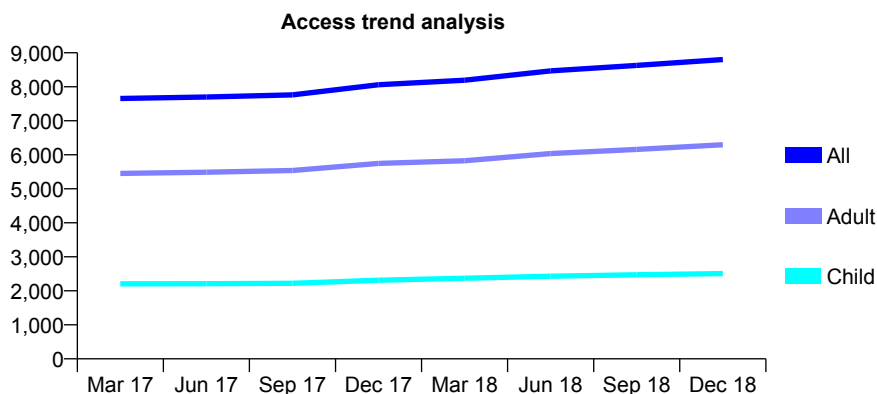
Q45 - Vital Signs At a Glance Contract Report for 832472/0001 - December 2018

Name or company name	MR AR FLETCHER
Contract type name	GDS Contract
Purpose of contract	General and Orthodontic
Contract start date	01/04/2006
Contract end date	

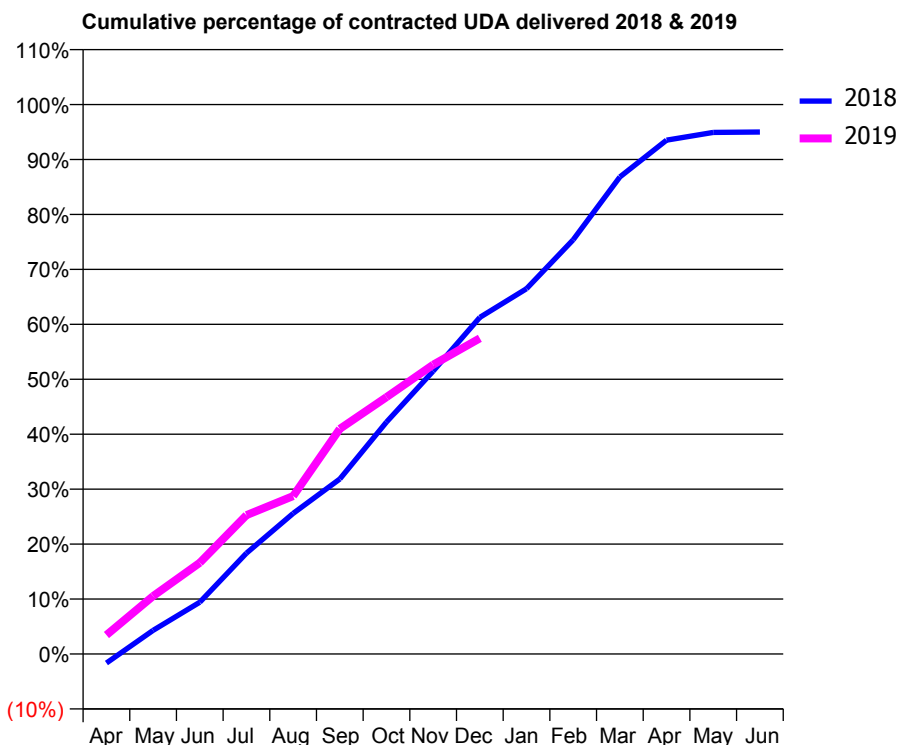
18/19 Contracted general activity (UDA)	32,908
Carry forward general activity (UDA)	0
18/19 Contracted orthodontic activity (UOA)	407
Carry forward orthodontic activity (UOA)	0
Baseline contract value	£867,244.56

ACCESS*

Patients seen in 24 months	Total	Change since previous quarter
Quarter ending December 2017	8,061	
Quarter ending March 2018	8,195	→
Quarter ending June 2018	8,468	↑
Quarter ending September 2018	8,628	→
Quarter ending December 2018	8,803	↑
Variance since December 2017	9.2%	↑



ACTIVITY



Month	Adjusted Scheduled Activity (UDA)	
	2018	2019
April	-421	1,138
May	1,093	3,472
June	2,395	5,467
July	4,662	8,319
August	6,503	9,460
September	8,095	13,485
October	10,728	15,381
November	13,083	17,326
December	15,568	18,910
January	16,891	
February	19,152	
March	22,057	
April	23,758	
May	24,120	
June	24,138	

QUALITY

	Quantity	Base Number	Contract	AT	Region	England
% of FP17s for the same patient ID Re-attending within 3 months - Children	298	2,521	11.8%	11.6%	12.3%	11.8%
% of FP17s for the same patient ID Re-attending within 3 months - Adults	1,050	5,954	17.6%	14.8%	15.8%	15.6%
% of FP17s for the same patient ID Re-attending between 3 & 9 months - Children	1,154	2,521	45.8%	54.7%	60.1%	58.8%
% of FP17s for the same patient ID Re-attending between 3 & 9 months - Adults	2,635	5,954	44.3%	50.6%	53.3%	51.0%
% of FP17s for Band 1 Urgent Courses	784	7,446	10.5%	8.8%	9.0%	9.0%
% of FP17s Relating to Free Repair or Replacements	152	7,446	2.0%	1.2%	1.0%	0.8%
% of FP17s Relating to Continuations	121	7,446	1.6%	1.3%	1.0%	0.9%
% of Patients satisfied with the dentistry they have received	6	6	N/A	94.3%	93.8%	93.2%
% of Patients satisfied with the time they had to wait for an appointment	5	6	N/A	89.7%	89.4%	88.3%

* This is based on patients treated on this contract for their most recent course of treatment. Figures in italics indicate the base number of FP17s or Patient Questionnaire responses are less than 100. N/A is shown where the base number of responses is less than 10 during the period. % is calculated as Quantity/Base number*100

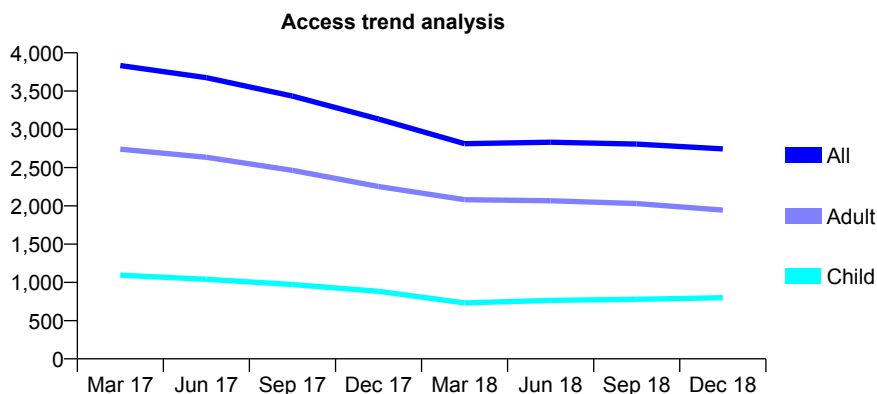
Q45 - Vital Signs At a Glance Contract Report for 833037/0004 - December 2018

Name or company name	MR MA HYDER
Contract type name	Pilot Contract
Purpose of contract	General
Contract start date	01/04/2006
Contract end date	

18/19 Contracted general activity (UDA)	11,922
Carry forward general activity (UDA)	0
18/19 Contracted orthodontic activity (UOA)	0
Carry forward orthodontic activity (UOA)	0
Baseline contract value	£393,733.16

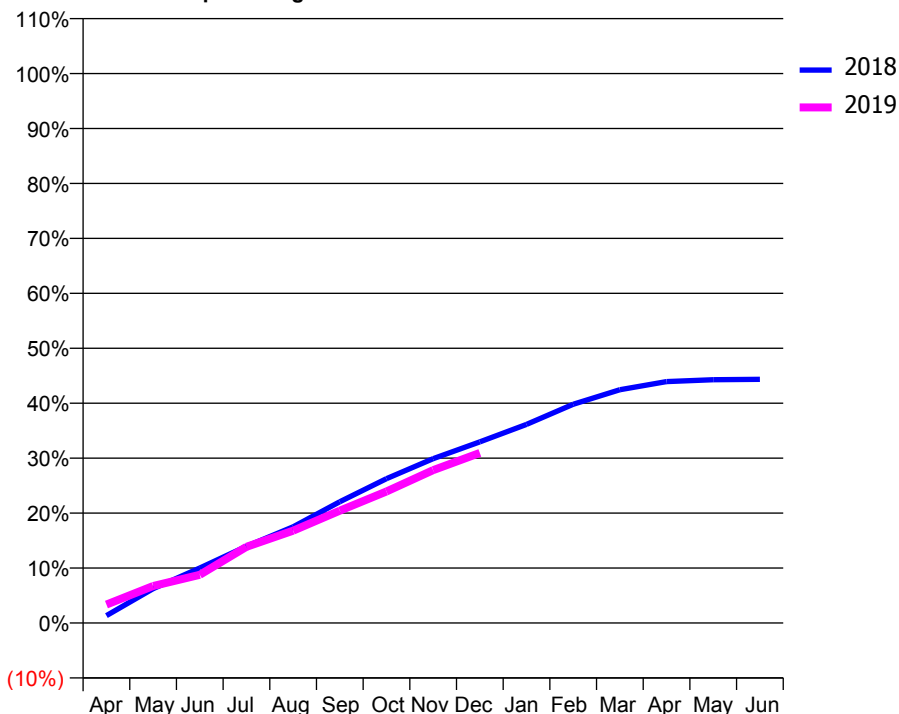
ACCESS*

Patients seen in 24 months	Total	Change since previous quarter
Quarter ending December 2017	3,134	
Quarter ending March 2018	2,813	↓
Quarter ending June 2018	2,831	→
Quarter ending September 2018	2,807	→
Quarter ending December 2018	2,744	↓
Variance since December 2017	(12.4%)	↓



ACTIVITY

Cumulative percentage of contracted UDA delivered 2018 & 2019



Month	Adjusted Scheduled Activity (UDA)	
	2018	2019
April	161	401
May	745	802
June	1,192	1,047
July	1,664	1,655
August	2,089	2,003
September	2,630	2,436
October	3,132	2,854
November	3,565	3,316
December	3,931	3,690
January	4,311	
February	4,745	
March	5,061	
April	5,238	
May	5,280	
June	5,286	

QUALITY

	Quantity	Base Number	Contract	AT	Region	England
% of FP17s for the same patient ID Re-attending within 3 months - Children	18	535	3.4%	11.6%	12.3%	11.8%
% of FP17s for the same patient ID Re-attending within 3 months - Adults	154	1,265	12.2%	14.8%	15.8%	15.6%
% of FP17s for the same patient ID Re-attending between 3 & 9 months - Children	86	535	16.1%	54.7%	60.1%	58.8%
% of FP17s for the same patient ID Re-attending between 3 & 9 months - Adults	216	1,265	17.1%	50.6%	53.3%	51.0%
% of FP17s for Band 1 Urgent Courses	241	1,622	14.9%	8.8%	9.0%	9.0%
% of FP17s Relating to Free Repair or Replacements	25	1,622	1.5%	1.2%	1.0%	0.8%
% of FP17s Relating to Continuations	3	1,622	0.2%	1.3%	1.0%	0.9%
% of Patients satisfied with the dentistry they have received	1	1	N/A	94.3%	93.8%	93.2%
% of Patients satisfied with the time they had to wait for an appointment	1	1	N/A	89.7%	89.4%	88.3%

* This is based on patients treated on this contract for their most recent course of treatment. Figures in italics indicate the base number of FP17s or Patient Questionnaire responses are less than 100. N/A is shown where the base number of responses is less than 10 during the period. % is calculated as Quantity/Base number*100

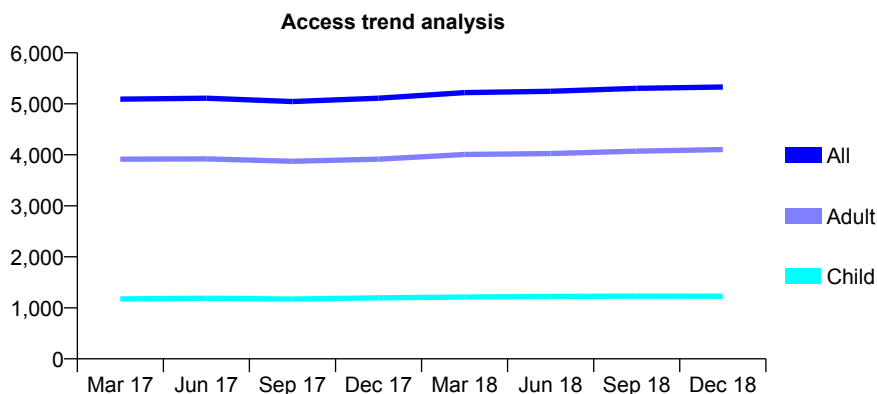
Q45 - Vital Signs At a Glance Contract Report for 833037/0007 - December 2018

Name or company name	MR MA HYDER
Contract type name	GDS Contract
Purpose of contract	General
Contract start date	01/08/2006
Contract end date	

18/19 Contracted general activity (UDA)	12,240
Carry forward general activity (UDA)	-1
18/19 Contracted orthodontic activity (UOA)	0
Carry forward orthodontic activity (UOA)	0
Baseline contract value	£358,766.90

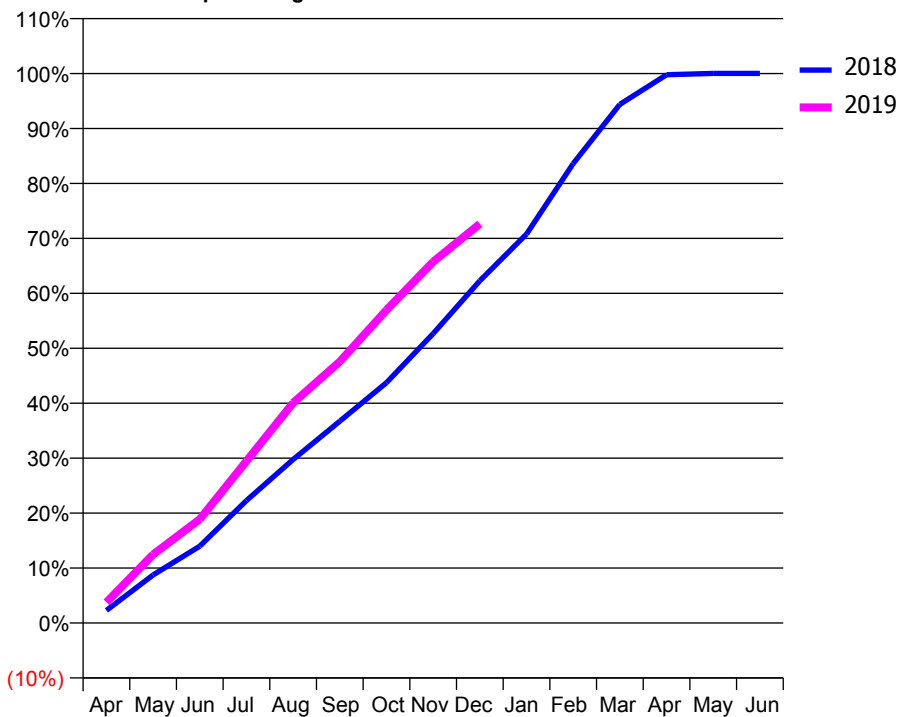
ACCESS*

Patients seen in 24 months	Total	Change since previous quarter
Quarter ending December 2017	5,110	
Quarter ending March 2018	5,220	↑
Quarter ending June 2018	5,246	→
Quarter ending September 2018	5,302	→
Quarter ending December 2018	5,330	→
Variance since December 2017	4.3%	↑



ACTIVITY

Cumulative percentage of contracted UDA delivered 2018 & 2019



Month	Adjusted Scheduled Activity (UDA)	
	2018	2019
April	275	463
May	1,049	1,527
June	1,677	2,312
July	2,676	3,607
August	3,572	4,906
September	4,406	5,822
October	5,250	6,973
November	6,320	8,047
December	7,474	8,892
January	8,492	
February	10,032	
March	11,326	
April	11,972	
May	12,001	
June	12,001	

QUALITY

	Quantity	Base Number	Contract	AT	Region	England
% of FP17s for the same patient ID Re-attending within 3 months - Children	83	1,084	7.7%	11.6%	12.3%	11.8%
% of FP17s for the same patient ID Re-attending within 3 months - Adults	641	3,625	17.7%	14.8%	15.8%	15.6%
% of FP17s for the same patient ID Re-attending between 3 & 9 months - Children	551	1,084	50.8%	54.7%	60.1%	58.8%
% of FP17s for the same patient ID Re-attending between 3 & 9 months - Adults	1,604	3,625	44.2%	50.6%	53.3%	51.0%
% of FP17s for Band 1 Urgent Courses	684	4,439	15.4%	8.8%	9.0%	9.0%
% of FP17s Relating to Free Repair or Replacements	64	4,439	1.4%	1.2%	1.0%	0.8%
% of FP17s Relating to Continuations	26	4,439	0.6%	1.3%	1.0%	0.9%
% of Patients satisfied with the dentistry they have received	5	6	N/A	94.3%	93.8%	93.2%
% of Patients satisfied with the time they had to wait for an appointment	3	6	N/A	89.7%	89.4%	88.3%

* This is based on patients treated on this contract for their most recent course of treatment. Figures in italics indicate the base number of FP17s or Patient Questionnaire responses are less than 100. N/A is shown where the base number of responses is less than 10 during the period. % is calculated as Quantity/Base number*100

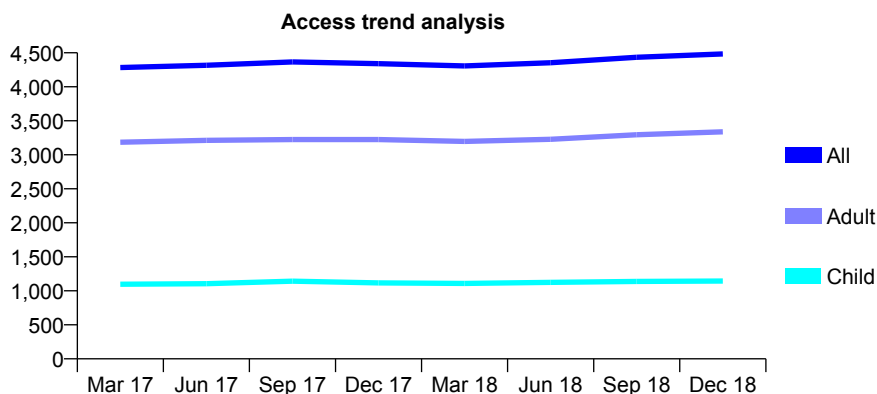
Q45 - Vital Signs At a Glance Contract Report for 833037/0008 - December 2018

Name or company name	MR MA HYDER
Contract type name	GDS Contract
Purpose of contract	General
Contract start date	01/09/2008
Contract end date	

18/19 Contracted general activity (UDA)	11,368
Carry forward general activity (UDA)	36
18/19 Contracted orthodontic activity (UOA)	0
Carry forward orthodontic activity (UOA)	0
Baseline contract value	£249,665.79

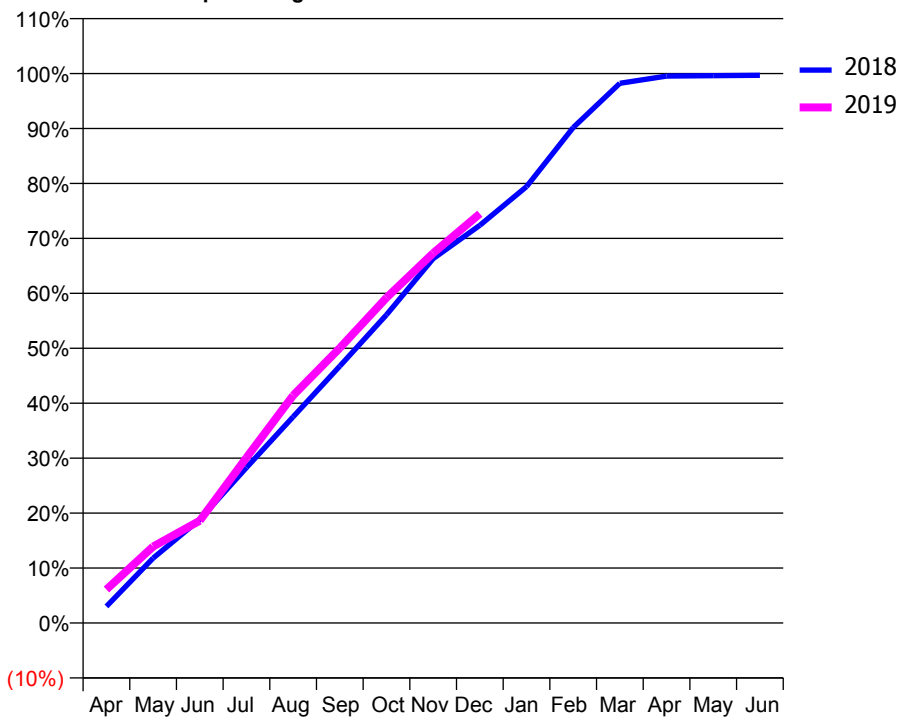
ACCESS*

Patients seen in 24 months	Total	Change since previous quarter
Quarter ending December 2017	4,341	
Quarter ending March 2018	4,306	→
Quarter ending June 2018	4,354	→
Quarter ending September 2018	4,434	→
Quarter ending December 2018	4,483	→
Variance since December 2017	3.3%	↑



ACTIVITY

Cumulative percentage of contracted UDA delivered 2018 & 2019



Month	Adjusted Scheduled Activity (UDA)	
	2018	2019
April	329	695
May	1,282	1,582
June	2,048	2,118
July	3,073	3,422
August	4,075	4,707
September	5,078	5,690
October	6,093	6,731
November	7,201	7,651
December	7,861	8,468
January	8,626	
February	9,794	
March	10,667	
April	10,810	
May	10,817	
June	10,825	

QUALITY

	Quantity	Base Number	Contract	AT	Region	England
% of FP17s for the same patient ID Re-attending within 3 months - Children	122	1,222	10.0%	11.6%	12.3%	11.8%
% of FP17s for the same patient ID Re-attending within 3 months - Adults	500	3,443	14.5%	14.8%	15.8%	15.6%
% of FP17s for the same patient ID Re-attending between 3 & 9 months - Children	683	1,222	55.9%	54.7%	60.1%	58.8%
% of FP17s for the same patient ID Re-attending between 3 & 9 months - Adults	1,660	3,443	48.2%	50.6%	53.3%	51.0%
% of FP17s for Band 1 Urgent Courses	642	4,570	14.0%	8.8%	9.0%	9.0%
% of FP17s Relating to Free Repair or Replacements	70	4,570	1.5%	1.2%	1.0%	0.8%
% of FP17s Relating to Continuations	22	4,570	0.5%	1.3%	1.0%	0.9%
% of Patients satisfied with the dentistry they have received	1	2	N/A	94.3%	93.8%	93.2%
% of Patients satisfied with the time they had to wait for an appointment	1	2	N/A	89.7%	89.4%	88.3%

* This is based on patients treated on this contract for their most recent course of treatment. Figures in italics indicate the base number of FP17s or Patient Questionnaire responses are less than 100. N/A is shown where the base number of responses is less than 10 during the period. % is calculated as Quantity/Base number*100

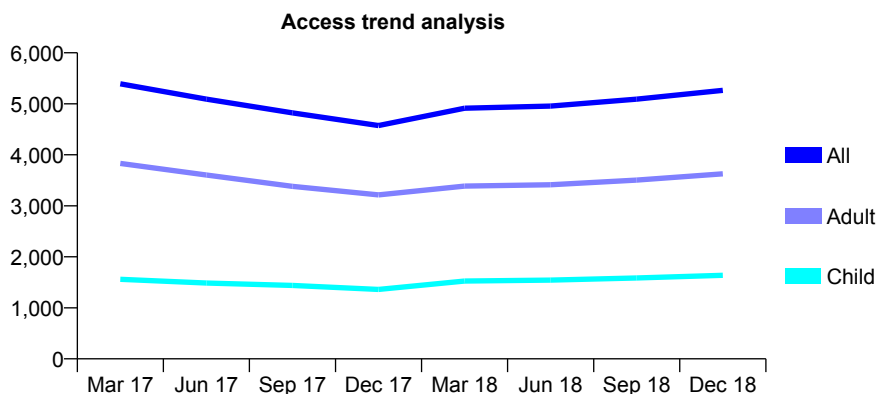
Q45 - Vital Signs At a Glance Contract Report for 833037/0009 - December 2018

Name or company name	MR MA HYDER
Contract type name	GDS Contract
Purpose of contract	General
Contract start date	01/06/2009
Contract end date	

18/19 Contracted general activity (UDA)	15,400
Carry forward general activity (UDA)	1,031
18/19 Contracted orthodontic activity (UOA)	0
Carry forward orthodontic activity (UOA)	0
Baseline contract value	£339,705.53

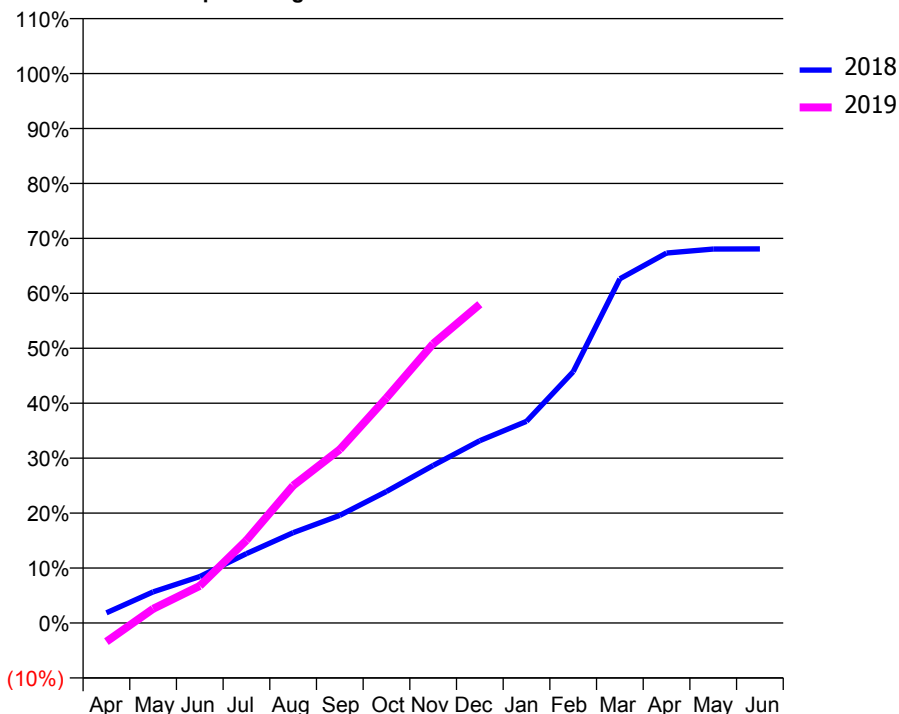
ACCESS*

Patients seen in 24 months	Total	Change since previous quarter
Quarter ending December 2017	4,575	
Quarter ending March 2018	4,913	↑
Quarter ending June 2018	4,956	→
Quarter ending September 2018	5,091	↑
Quarter ending December 2018	5,265	↑
Variance since December 2017	15.1%	↑



ACTIVITY

Cumulative percentage of contracted UDA delivered 2018 & 2019



Month	Adjusted Scheduled Activity (UDA)	
	2018	2019
April	287	-524
May	872	398
June	1,302	1,041
July	1,946	2,320
August	2,533	3,850
September	3,016	4,865
October	3,685	6,308
November	4,414	7,826
December	5,110	8,932
January	5,653	
February	7,043	
March	9,648	
April	10,370	
May	10,479	
June	10,484	

QUALITY

	Quantity	Base Number	Contract	AT	Region	England
% of FP17s for the same patient ID Re-attending within 3 months - Children	133	1,397	9.5%	11.6%	12.3%	11.8%
% of FP17s for the same patient ID Re-attending within 3 months - Adults	775	3,336	23.2%	14.8%	15.8%	15.6%
% of FP17s for the same patient ID Re-attending between 3 & 9 months - Children	542	1,397	38.8%	54.7%	60.1%	58.8%
% of FP17s for the same patient ID Re-attending between 3 & 9 months - Adults	875	3,336	26.2%	50.6%	53.3%	51.0%
% of FP17s for Band 1 Urgent Courses	1,174	4,404	26.7%	8.8%	9.0%	9.0%
% of FP17s Relating to Free Repair or Replacements	23	4,404	0.5%	1.2%	1.0%	0.8%
% of FP17s Relating to Continuations	0	4,404	0.0%	1.3%	1.0%	0.9%
% of Patients satisfied with the dentistry they have received	3	3	N/A	94.3%	93.8%	93.2%
% of Patients satisfied with the time they had to wait for an appointment	2	3	N/A	89.7%	89.4%	88.3%

* This is based on patients treated on this contract for their most recent course of treatment. Figures in italics indicate the base number of FP17s or Patient Questionnaire responses are less than 100. N/A is shown where the base number of responses is less than 10 during the period. % is calculated as Quantity/Base number*100

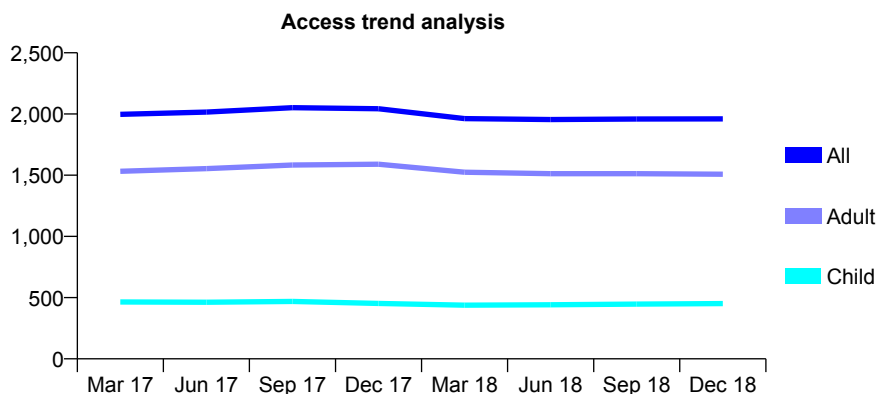
Q45 - Vital Signs At a Glance Contract Report for 833037/0010 - December 2018

Name or company name	MR MA HYDER
Contract type name	GDS Contract
Purpose of contract	General
Contract start date	01/08/2010
Contract end date	

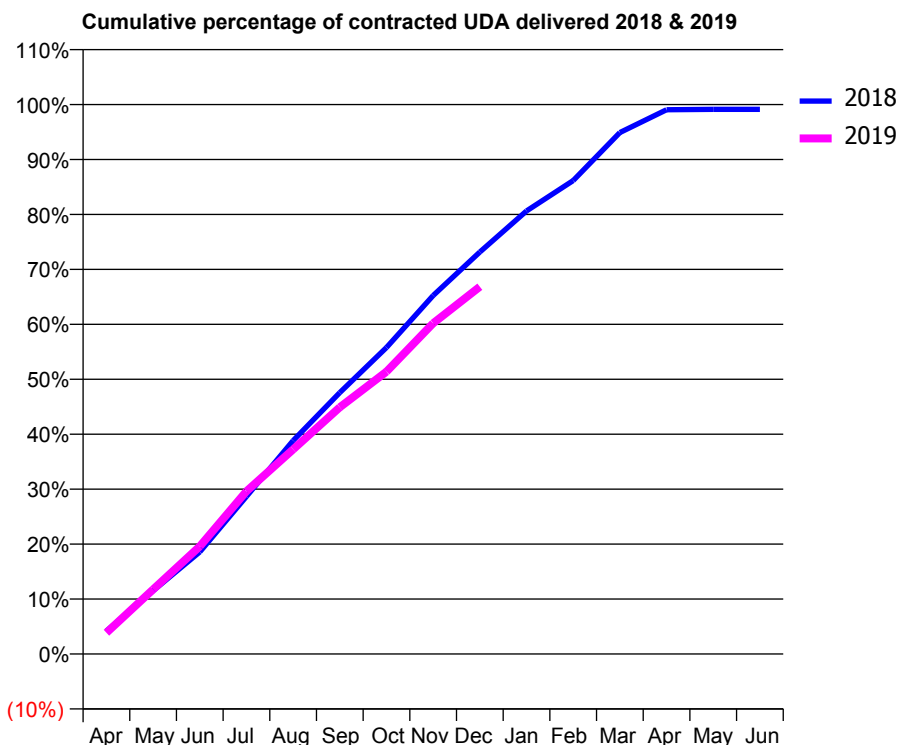
18/19 Contracted general activity (UDA)	5,141
Carry forward general activity (UDA)	44
18/19 Contracted orthodontic activity (UOA)	0
Carry forward orthodontic activity (UOA)	0
Baseline contract value	£181,723.48

ACCESS*

Patients seen in 24 months	Total	Change since previous quarter
Quarter ending December 2017	2,043	
Quarter ending March 2018	1,962	↓
Quarter ending June 2018	1,955	→
Quarter ending September 2018	1,959	→
Quarter ending December 2018	1,960	→
Variance since December 2017	(4.1%)	↓



ACTIVITY



Month	Adjusted Scheduled Activity (UDA)	
	2018	2019
April	211	199
May	579	605
June	933	1,007
July	1,441	1,522
August	1,951	1,915
September	2,391	2,308
October	2,803	2,642
November	3,278	3,095
December	3,676	3,436
January	4,051	
February	4,329	
March	4,769	
April	4,977	
May	4,981	
June	4,981	

QUALITY

	Quantity	Base Number	Contract	AT	Region	England
% of FP17s for the same patient ID Re-attending within 3 months - Children	26	435	6.0%	11.6%	12.3%	11.8%
% of FP17s for the same patient ID Re-attending within 3 months - Adults	189	1,361	13.9%	14.8%	15.8%	15.6%
% of FP17s for the same patient ID Re-attending between 3 & 9 months - Children	196	435	45.1%	54.7%	60.1%	58.8%
% of FP17s for the same patient ID Re-attending between 3 & 9 months - Adults	599	1,361	44.0%	50.6%	53.3%	51.0%
% of FP17s for Band 1 Urgent Courses	167	1,710	9.8%	8.8%	9.0%	9.0%
% of FP17s Relating to Free Repair or Replacements	32	1,710	1.9%	1.2%	1.0%	0.8%
% of FP17s Relating to Continuations	10	1,710	0.6%	1.3%	1.0%	0.9%
% of Patients satisfied with the dentistry they have received	2	4	N/A	94.3%	93.8%	93.2%
% of Patients satisfied with the time they had to wait for an appointment	2	4	N/A	89.7%	89.4%	88.3%

* This is based on patients treated on this contract for their most recent course of treatment. Figures in italics indicate the base number of FP17s or Patient Questionnaire responses are less than 100. N/A is shown where the base number of responses is less than 10 during the period. % is calculated as Quantity/Base number*100

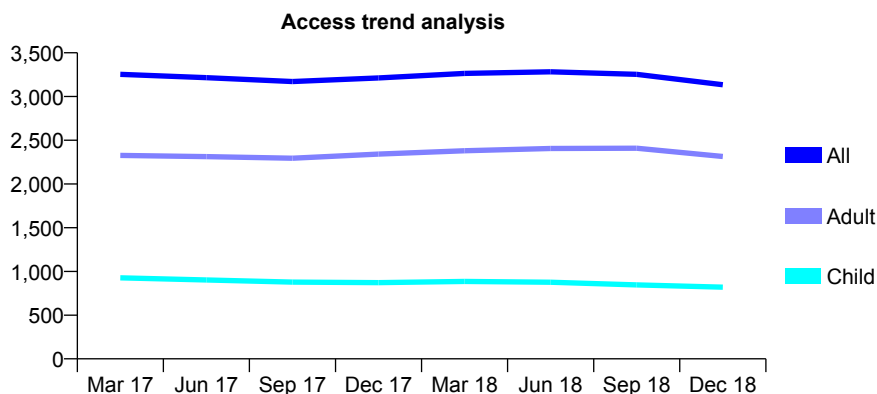
Q45 - Vital Signs At a Glance Contract Report for 833037/0011 - December 2018

Name or company name	MR MA HYDER
Contract type name	GDS Contract
Purpose of contract	General
Contract start date	01/08/2010
Contract end date	

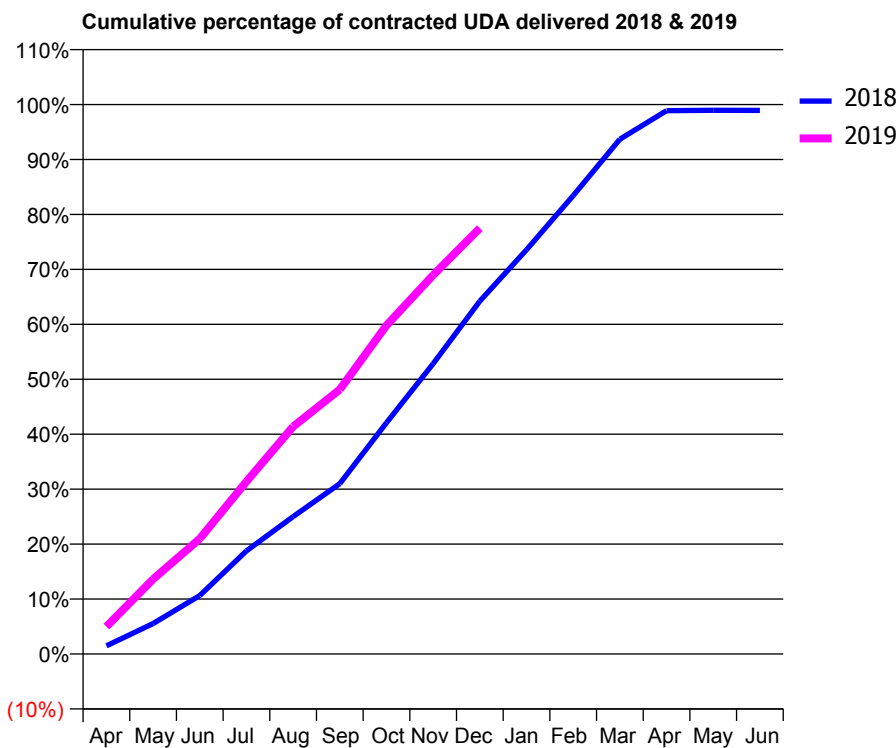
18/19 Contracted general activity (UDA)	9,235
Carry forward general activity (UDA)	94
18/19 Contracted orthodontic activity (UOA)	0
Carry forward orthodontic activity (UOA)	0
Baseline contract value	£388,018.37

ACCESS*

Patients seen in 24 months	Total	Change since previous quarter
Quarter ending December 2017	3,213	
Quarter ending March 2018	3,265	→
Quarter ending June 2018	3,282	→
Quarter ending September 2018	3,254	→
Quarter ending December 2018	3,134	↓
Variance since December 2017	(2.5%)	↓



ACTIVITY



Adjusted Scheduled Activity (UDA)		
Month	2018	2019
April	131	460
May	484	1,258
June	926	1,936
July	1,635	2,898
August	2,179	3,822
September	2,700	4,445
October	3,666	5,524
November	4,602	6,367
December	5,593	7,157
January	6,407	
February	7,267	
March	8,161	
April	8,611	
May	8,618	
June	8,616	

QUALITY

	Quantity	Base Number	Contract	AT	Region	England
% of FP17s for the same patient ID Re-attending within 3 months - Children	184	905	20.3%	11.6%	12.3%	11.8%
% of FP17s for the same patient ID Re-attending within 3 months - Adults	530	2,353	22.5%	14.8%	15.8%	15.6%
% of FP17s for the same patient ID Re-attending between 3 & 9 months - Children	438	905	48.4%	54.7%	60.1%	58.8%
% of FP17s for the same patient ID Re-attending between 3 & 9 months - Adults	1,049	2,353	44.6%	50.6%	53.3%	51.0%
% of FP17s for Band 1 Urgent Courses	616	3,067	20.1%	8.8%	9.0%	9.0%
% of FP17s Relating to Free Repair or Replacements	54	3,067	1.8%	1.2%	1.0%	0.8%
% of FP17s Relating to Continuations	33	3,067	1.1%	1.3%	1.0%	0.9%
% of Patients satisfied with the dentistry they have received	3	3	N/A	94.3%	93.8%	93.2%
% of Patients satisfied with the time they had to wait for an appointment	3	3	N/A	89.7%	89.4%	88.3%

* This is based on patients treated on this contract for their most recent course of treatment. Figures in italics indicate the base number of FP17s or Patient Questionnaire responses are less than 100. N/A is shown where the base number of responses is less than 10 during the period. % is calculated as Quantity/Base number*100

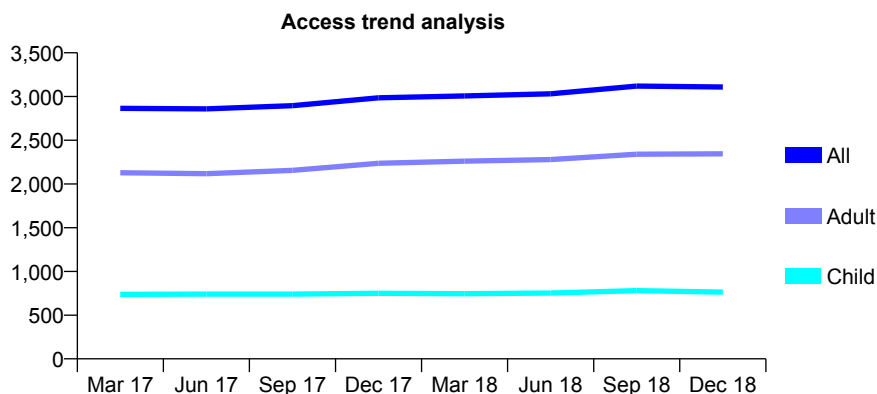
Q45 - Vital Signs At a Glance Contract Report for 833037/0012 - December 2018

Name or company name	MR MA HYDER
Contract type name	GDS Contract
Purpose of contract	General
Contract start date	01/08/2010
Contract end date	

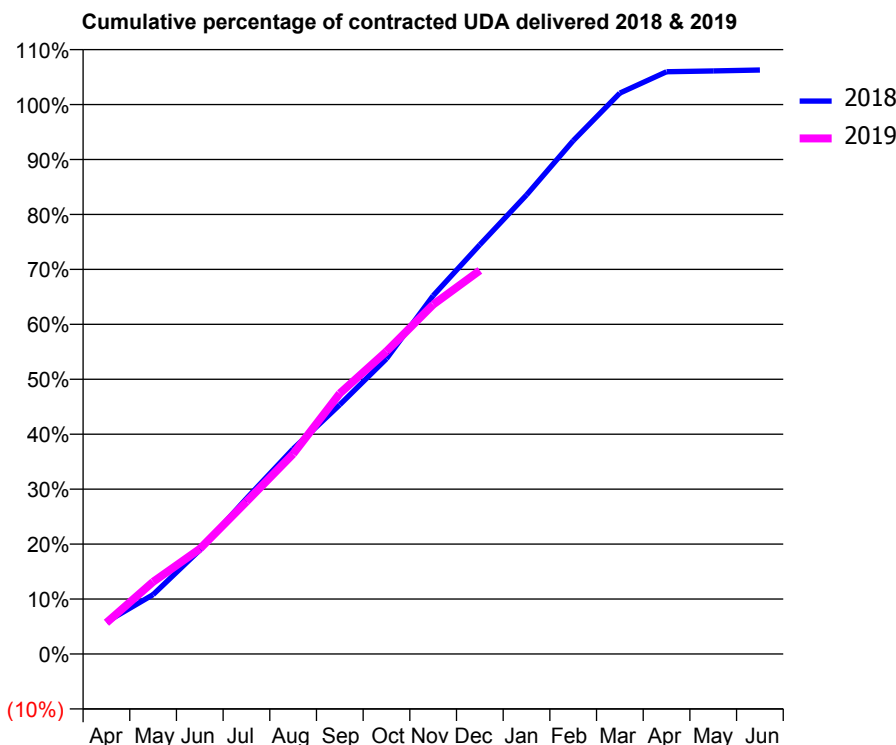
18/19 Contracted general activity (UDA)	7,989
Carry forward general activity (UDA)	-155
18/19 Contracted orthodontic activity (UOA)	0
Carry forward orthodontic activity (UOA)	0
Baseline contract value	£288,172.00

ACCESS*

Patients seen in 24 months	Total	Change since previous quarter
Quarter ending December 2017	2,986	
Quarter ending March 2018	3,006	→
Quarter ending June 2018	3,031	→
Quarter ending September 2018	3,120	↑
Quarter ending December 2018	3,109	→
Variance since December 2017	4.1%	↑



ACTIVITY



Adjusted Scheduled Activity (UDA)		
Month	2018	2019
April	454	454
May	840	1,049
June	1,468	1,528
July	2,196	2,214
August	2,897	2,908
September	3,519	3,789
October	4,169	4,401
November	5,059	5,080
December	5,779	5,577
January	6,482	
February	7,247	
March	7,919	
April	8,221	
May	8,232	
June	8,245	

QUALITY

	Quantity	Base Number	Contract	AT	Region	England
% of FP17s for the same patient ID Re-attending within 3 months - Children	54	623	8.7%	11.6%	12.3%	11.8%
% of FP17s for the same patient ID Re-attending within 3 months - Adults	406	2,020	20.1%	14.8%	15.8%	15.6%
% of FP17s for the same patient ID Re-attending between 3 & 9 months - Children	296	623	47.5%	54.7%	60.1%	58.8%
% of FP17s for the same patient ID Re-attending between 3 & 9 months - Adults	691	2,020	34.2%	50.6%	53.3%	51.0%
% of FP17s for Band 1 Urgent Courses	467	2,515	18.6%	8.8%	9.0%	9.0%
% of FP17s Relating to Free Repair or Replacements	24	2,515	1.0%	1.2%	1.0%	0.8%
% of FP17s Relating to Continuations	60	2,515	2.4%	1.3%	1.0%	0.9%
% of Patients satisfied with the dentistry they have received	0	0	N/A	94.3%	93.8%	93.2%
% of Patients satisfied with the time they had to wait for an appointment	0	0	N/A	89.7%	89.4%	88.3%

* This is based on patients treated on this contract for their most recent course of treatment. Figures in italics indicate the base number of FP17s or Patient Questionnaire responses are less than 100. N/A is shown where the base number of responses is less than 10 during the period. % is calculated as Quantity/Base number*100

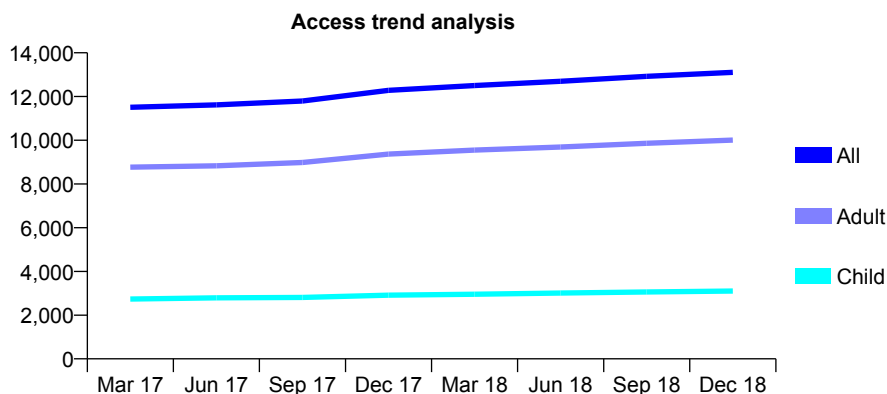
Q45 - Vital Signs At a Glance Contract Report for 833037/0013 - December 2018

Name or company name	MR MA HYDER
Contract type name	GDS Contract
Purpose of contract	General
Contract start date	01/08/2010
Contract end date	

18/19 Contracted general activity (UDA)	33,814
Carry forward general activity (UDA)	235
18/19 Contracted orthodontic activity (UOA)	0
Carry forward orthodontic activity (UOA)	0
Baseline contract value	£1,165,518.75

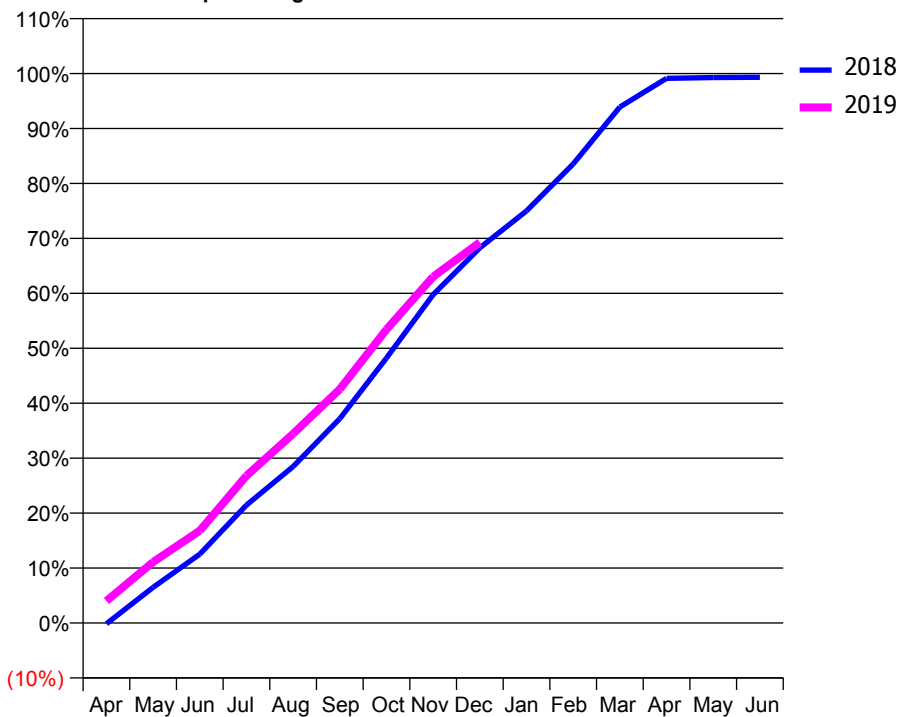
ACCESS*

Patients seen in 24 months	Total	Change since previous quarter
Quarter ending December 2017	12,280	
Quarter ending March 2018	12,505	→
Quarter ending June 2018	12,700	→
Quarter ending September 2018	12,923	→
Quarter ending December 2018	13,108	→
Variance since December 2017	6.7%	↑



ACTIVITY

Cumulative percentage of contracted UDA delivered 2018 & 2019



Month	Adjusted Scheduled Activity (UDA)	
	2018	2019
April	-52	1,362
May	2,194	3,756
June	4,240	5,682
July	7,257	9,064
August	9,627	11,649
September	12,572	14,389
October	16,306	18,062
November	20,210	21,317
December	23,089	23,426
January	25,362	
February	28,250	
March	31,752	
April	33,515	
May	33,566	
June	33,579	

QUALITY

	Quantity	Base Number	Contract	AT	Region	England
% of FP17s for the same patient ID Re-attending within 3 months - Children	353	3,376	10.5%	11.6%	12.3%	11.8%
% of FP17s for the same patient ID Re-attending within 3 months - Adults	1,642	9,623	17.1%	14.8%	15.8%	15.6%
% of FP17s for the same patient ID Re-attending between 3 & 9 months - Children	1,746	3,376	51.7%	54.7%	60.1%	58.8%
% of FP17s for the same patient ID Re-attending between 3 & 9 months - Adults	3,709	9,623	38.5%	50.6%	53.3%	51.0%
% of FP17s for Band 1 Urgent Courses	1,945	11,586	16.8%	8.8%	9.0%	9.0%
% of FP17s Relating to Free Repair or Replacements	168	11,586	1.5%	1.2%	1.0%	0.8%
% of FP17s Relating to Continuations	148	11,586	1.3%	1.3%	1.0%	0.9%
% of Patients satisfied with the dentistry they have received	14	16	87.5%	94.3%	93.8%	93.2%
% of Patients satisfied with the time they had to wait for an appointment	13	16	81.3%	89.7%	89.4%	88.3%

* This is based on patients treated on this contract for their most recent course of treatment. Figures in italics indicate the base number of FP17s or Patient Questionnaire responses are less than 100. N/A is shown where the base number of responses is less than 10 during the period. % is calculated as Quantity/Base number*100

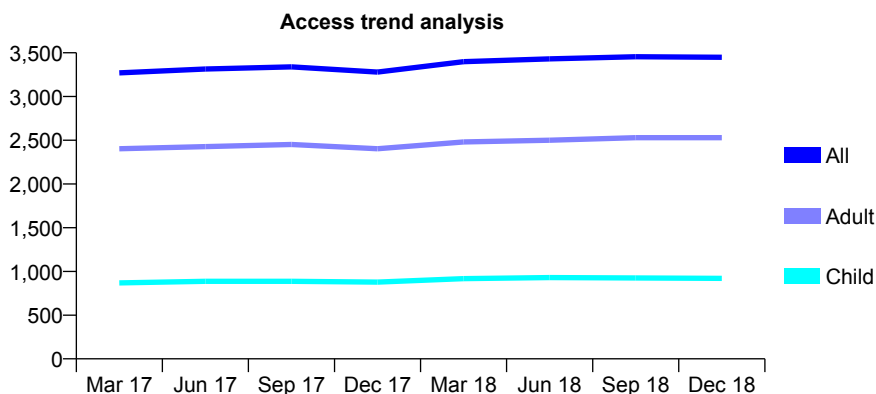
Q45 - Vital Signs At a Glance Contract Report for 833037/0014 - December 2018

Name or company name	MR MA HYDER
Contract type name	PDS Plus Contract
Purpose of contract	General
Contract start date	01/09/2010
Contract end date	31/03/2020

18/19 Contracted general activity (UDA)	7,089
Carry forward general activity (UDA)	175
18/19 Contracted orthodontic activity (UOA)	0
Carry forward orthodontic activity (UOA)	0
Baseline contract value	£120,690.69

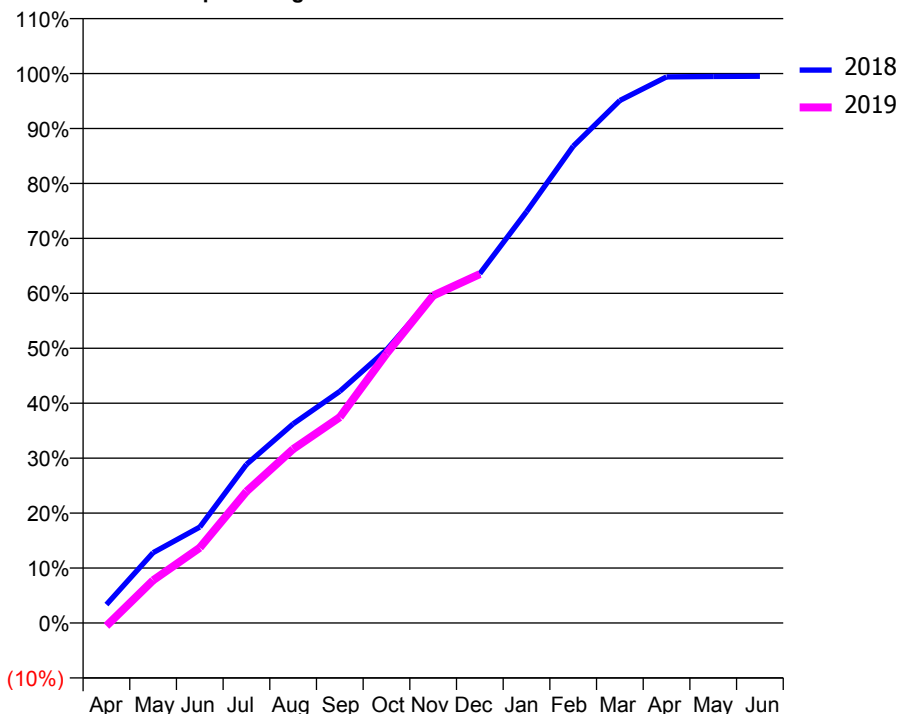
ACCESS*

Patients seen in 24 months	Total	Change since previous quarter
Quarter ending December 2017	3,279	
Quarter ending March 2018	3,398	↑
Quarter ending June 2018	3,430	→
Quarter ending September 2018	3,455	→
Quarter ending December 2018	3,449	→
Variance since December 2017	5.2%	↑



ACTIVITY

Cumulative percentage of contracted UDA delivered 2018 & 2019



Month	Adjusted Scheduled Activity (UDA)	
	2018	2019
April	238	-39
May	907	551
June	1,237	971
July	2,047	1,697
August	2,570	2,244
September	2,988	2,655
October	3,525	3,474
November	4,218	4,224
December	4,508	4,500
January	5,307	
February	6,150	
March	6,741	
April	7,046	
May	7,050	
June	7,054	

QUALITY

	Quantity	Base Number	Contract	AT	Region	England
% of FP17s for the same patient ID Re-attending within 3 months - Children	50	813	6.2%	11.6%	12.3%	11.8%
% of FP17s for the same patient ID Re-attending within 3 months - Adults	310	2,177	14.2%	14.8%	15.8%	15.6%
% of FP17s for the same patient ID Re-attending between 3 & 9 months - Children	408	813	50.2%	54.7%	60.1%	58.8%
% of FP17s for the same patient ID Re-attending between 3 & 9 months - Adults	920	2,177	42.3%	50.6%	53.3%	51.0%
% of FP17s for Band 1 Urgent Courses	412	2,805	14.7%	8.8%	9.0%	9.0%
% of FP17s Relating to Free Repair or Replacements	55	2,805	2.0%	1.2%	1.0%	0.8%
% of FP17s Relating to Continuations	7	2,805	0.2%	1.3%	1.0%	0.9%
% of Patients satisfied with the dentistry they have received	1	1	N/A	94.3%	93.8%	93.2%
% of Patients satisfied with the time they had to wait for an appointment	1	1	N/A	89.7%	89.4%	88.3%

* This is based on patients treated on this contract for their most recent course of treatment. Figures in italics indicate the base number of FP17s or Patient Questionnaire responses are less than 100. N/A is shown where the base number of responses is less than 10 during the period. % is calculated as Quantity/Base number*100

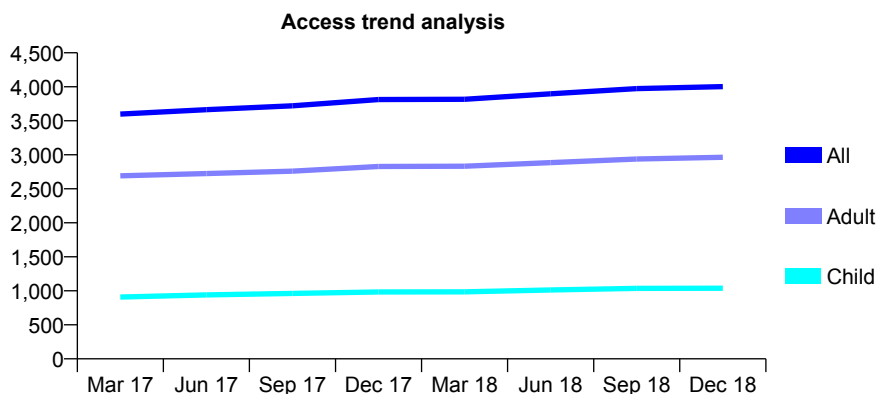
Q45 - Vital Signs At a Glance Contract Report for 833037/0015 - December 2018

Name or company name	MR MA HYDER
Contract type name	PDS Plus Contract
Purpose of contract	General
Contract start date	01/09/2010
Contract end date	31/03/2020

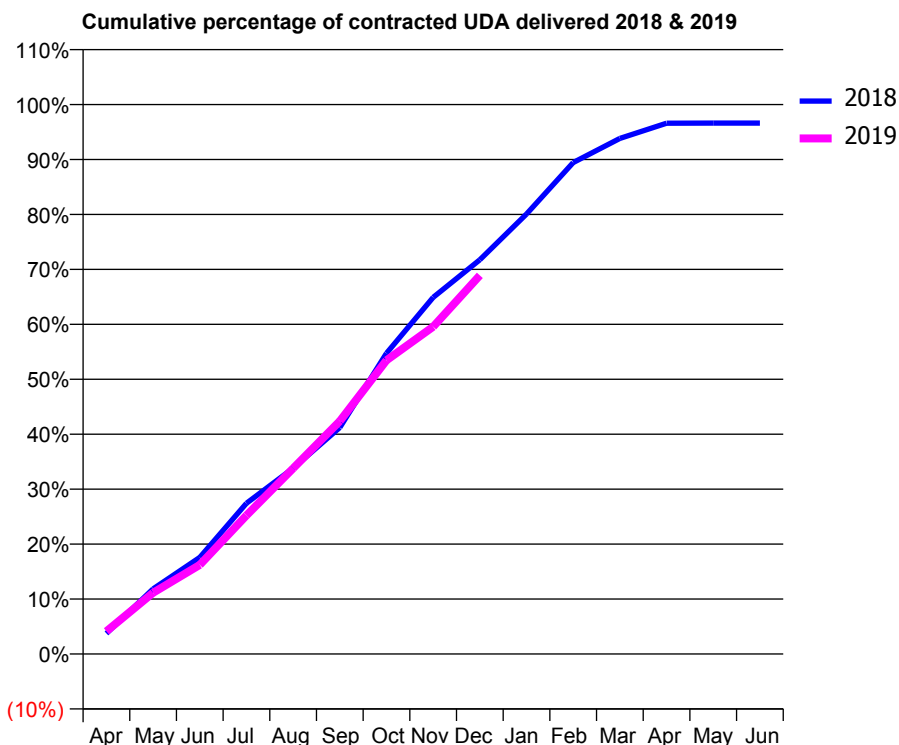
18/19 Contracted general activity (UDA)	9,027
Carry forward general activity (UDA)	150
18/19 Contracted orthodontic activity (UOA)	0
Carry forward orthodontic activity (UOA)	0
Baseline contract value	£153,656.95

ACCESS*

Patients seen in 24 months	Total	Change since previous quarter
Quarter ending December 2017	3,812	
Quarter ending March 2018	3,817	→
Quarter ending June 2018	3,897	↑
Quarter ending September 2018	3,974	→
Quarter ending December 2018	4,002	→
Variance since December 2017	5.0%	↑



ACTIVITY



Month	Adjusted Scheduled Activity (UDA)	
	2018	2019
April	337	374
May	1,070	1,006
June	1,587	1,464
July	2,476	2,278
August	3,052	3,051
September	3,720	3,825
October	4,942	4,824
November	5,859	5,376
December	6,476	6,221
January	7,228	
February	8,074	
March	8,470	
April	8,719	
May	8,721	
June	8,721	

QUALITY

	Quantity	Base Number	Contract	AT	Region	England
% of FP17s for the same patient ID Re-attending within 3 months - Children	74	1,035	7.1%	11.6%	12.3%	11.8%
% of FP17s for the same patient ID Re-attending within 3 months - Adults	311	2,778	11.2%	14.8%	15.8%	15.6%
% of FP17s for the same patient ID Re-attending between 3 & 9 months - Children	518	1,035	50.0%	54.7%	60.1%	58.8%
% of FP17s for the same patient ID Re-attending between 3 & 9 months - Adults	1,311	2,778	47.2%	50.6%	53.3%	51.0%
% of FP17s for Band 1 Urgent Courses	433	3,659	11.8%	8.8%	9.0%	9.0%
% of FP17s Relating to Free Repair or Replacements	23	3,659	0.6%	1.2%	1.0%	0.8%
% of FP17s Relating to Continuations	4	3,659	0.1%	1.3%	1.0%	0.9%
% of Patients satisfied with the dentistry they have received	1	1	N/A	94.3%	93.8%	93.2%
% of Patients satisfied with the time they had to wait for an appointment	1	1	N/A	89.7%	89.4%	88.3%

* This is based on patients treated on this contract for their most recent course of treatment. Figures in italics indicate the base number of FP17s or Patient Questionnaire responses are less than 100. N/A is shown where the base number of responses is less than 10 during the period. % is calculated as Quantity/Base number*100

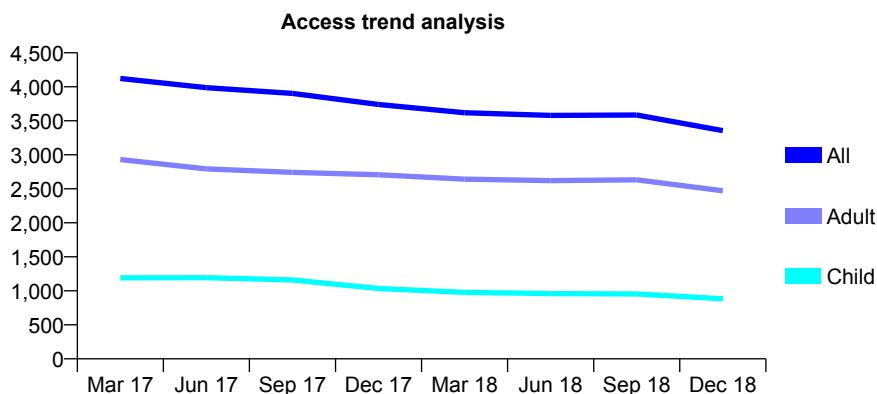
Q45 - Vital Signs At a Glance Contract Report for 833037/0016 - December 2018

Name or company name	MR MA HYDER
Contract type name	GDS Contract
Purpose of contract	General
Contract start date	12/10/2013
Contract end date	

18/19 Contracted general activity (UDA)	16,000
Carry forward general activity (UDA)	0
18/19 Contracted orthodontic activity (UOA)	0
Carry forward orthodontic activity (UOA)	0
Baseline contract value	£388,895.88

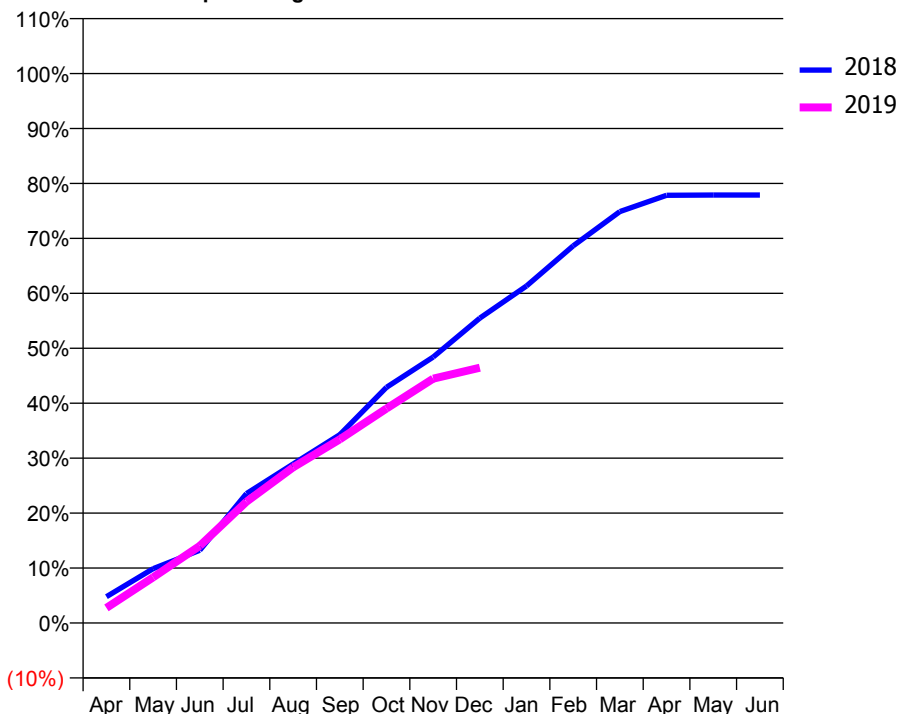
ACCESS*

Patients seen in 24 months	Total	Change since previous quarter
Quarter ending December 2017	3,741	
Quarter ending March 2018	3,619	↓
Quarter ending June 2018	3,580	↓
Quarter ending September 2018	3,586	→
Quarter ending December 2018	3,355	↓
Variance since December 2017	(10.3%)	↓



ACTIVITY

Cumulative percentage of contracted UDA delivered 2018 & 2019



Month	Adjusted Scheduled Activity (UDA)	
	2018	2019
April	767	443
May	1,583	1,329
June	2,119	2,247
July	3,769	3,530
August	4,629	4,534
September	5,483	5,349
October	6,863	6,246
November	7,745	7,115
December	8,877	7,433
January	9,812	
February	10,983	
March	11,981	
April	12,455	
May	12,463	
June	12,460	

QUALITY

	Quantity	Base Number	Contract	AT	Region	England
% of FP17s for the same patient ID Re-attending within 3 months - Children	100	892	11.2%	11.6%	12.3%	11.8%
% of FP17s for the same patient ID Re-attending within 3 months - Adults	453	2,486	18.2%	14.8%	15.8%	15.6%
% of FP17s for the same patient ID Re-attending between 3 & 9 months - Children	543	892	60.9%	54.7%	60.1%	58.8%
% of FP17s for the same patient ID Re-attending between 3 & 9 months - Adults	1,196	2,486	48.1%	50.6%	53.3%	51.0%
% of FP17s for Band 1 Urgent Courses	323	3,193	10.1%	8.8%	9.0%	9.0%
% of FP17s Relating to Free Repair or Replacements	35	3,193	1.1%	1.2%	1.0%	0.8%
% of FP17s Relating to Continuations	12	3,193	0.4%	1.3%	1.0%	0.9%
% of Patients satisfied with the dentistry they have received	0	0	N/A	94.3%	93.8%	93.2%
% of Patients satisfied with the time they had to wait for an appointment	0	0	N/A	89.7%	89.4%	88.3%

* This is based on patients treated on this contract for their most recent course of treatment. Figures in italics indicate the base number of FP17s or Patient Questionnaire responses are less than 100. N/A is shown where the base number of responses is less than 10 during the period. % is calculated as Quantity/Base number*100

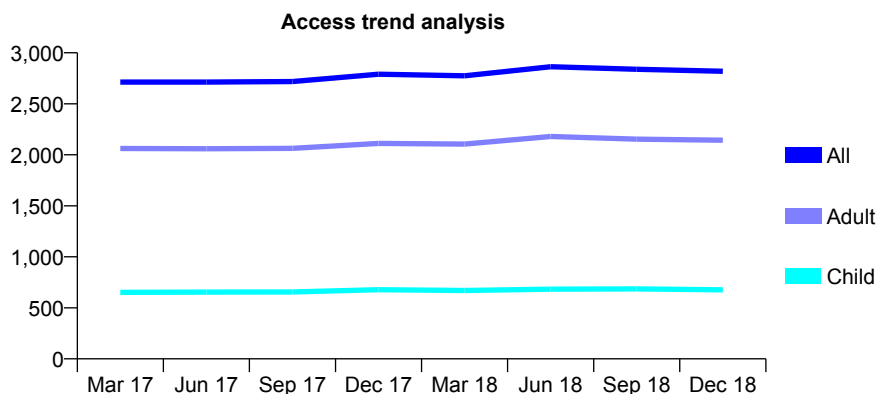
Q45 - Vital Signs At a Glance Contract Report for 835951/0001 - December 2018

Name or company name	Mr D Chopra
Contract type name	GDS Contract
Purpose of contract	General
Contract start date	01/04/2006
Contract end date	

18/19 Contracted general activity (UDA)	13,150
Carry forward general activity (UDA)	-107
18/19 Contracted orthodontic activity (UOA)	0
Carry forward orthodontic activity (UOA)	0
Baseline contract value	£420,284.17

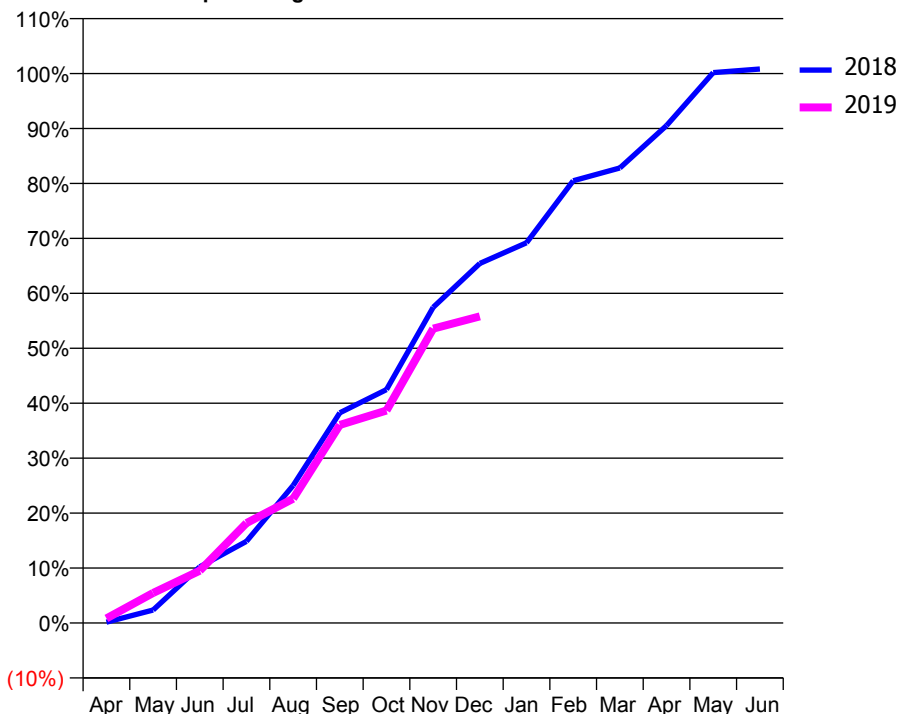
ACCESS*

Patients seen in 24 months	Total	Change since previous quarter
Quarter ending December 2017	2,790	
Quarter ending March 2018	2,775	→
Quarter ending June 2018	2,863	↑
Quarter ending September 2018	2,839	→
Quarter ending December 2018	2,819	→
Variance since December 2017	1.0%	→



ACTIVITY

Cumulative percentage of contracted UDA delivered 2018 & 2019



Month	Adjusted Scheduled Activity (UDA)	
	2018	2019
April	21	110
May	313	719
June	1,345	1,253
July	1,954	2,392
August	3,290	2,974
September	5,032	4,741
October	5,585	5,086
November	7,554	7,043
December	8,604	7,339
January	9,099	
February	10,582	
March	10,888	
April	11,905	
May	13,172	
June	13,257	

QUALITY

	Quantity	Base Number	Contract	AT	Region	England
% of FP17s for the same patient ID Re-attending within 3 months - Children	48	650	7.4%	11.6%	12.3%	11.8%
% of FP17s for the same patient ID Re-attending within 3 months - Adults	207	1,934	10.7%	14.8%	15.8%	15.6%
% of FP17s for the same patient ID Re-attending between 3 & 9 months - Children	323	650	49.7%	54.7%	60.1%	58.8%
% of FP17s for the same patient ID Re-attending between 3 & 9 months - Adults	996	1,934	51.5%	50.6%	53.3%	51.0%
% of FP17s for Band 1 Urgent Courses	30	2,058	1.5%	8.8%	9.0%	9.0%
% of FP17s Relating to Free Repair or Replacements	60	2,058	2.9%	1.2%	1.0%	0.8%
% of FP17s Relating to Continuations	34	2,058	1.7%	1.3%	1.0%	0.9%
% of Patients satisfied with the dentistry they have received	3	4	N/A	94.3%	93.8%	93.2%
% of Patients satisfied with the time they had to wait for an appointment	4	4	N/A	89.7%	89.4%	88.3%

* This is based on patients treated on this contract for their most recent course of treatment. Figures in italics indicate the base number of FP17s or Patient Questionnaire responses are less than 100. N/A is shown where the base number of responses is less than 10 during the period. % is calculated as Quantity/Base number*100

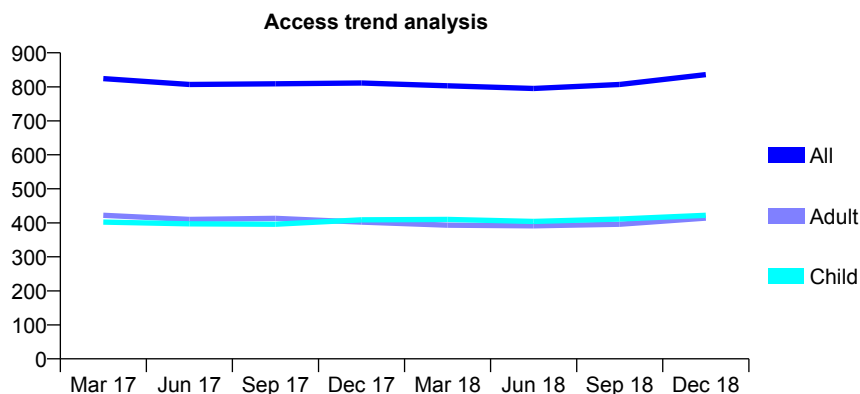
Q45 - Vital Signs At a Glance Contract Report for 860654/0001 - December 2018

Name or company name	MR CJ SHERWIN
Contract type name	GDS Contract
Purpose of contract	General
Contract start date	01/01/2012
Contract end date	

18/19 Contracted general activity (UDA)	2,500
Carry forward general activity (UDA)	0
18/19 Contracted orthodontic activity (UOA)	0
Carry forward orthodontic activity (UOA)	0
Baseline contract value	£57,005.56

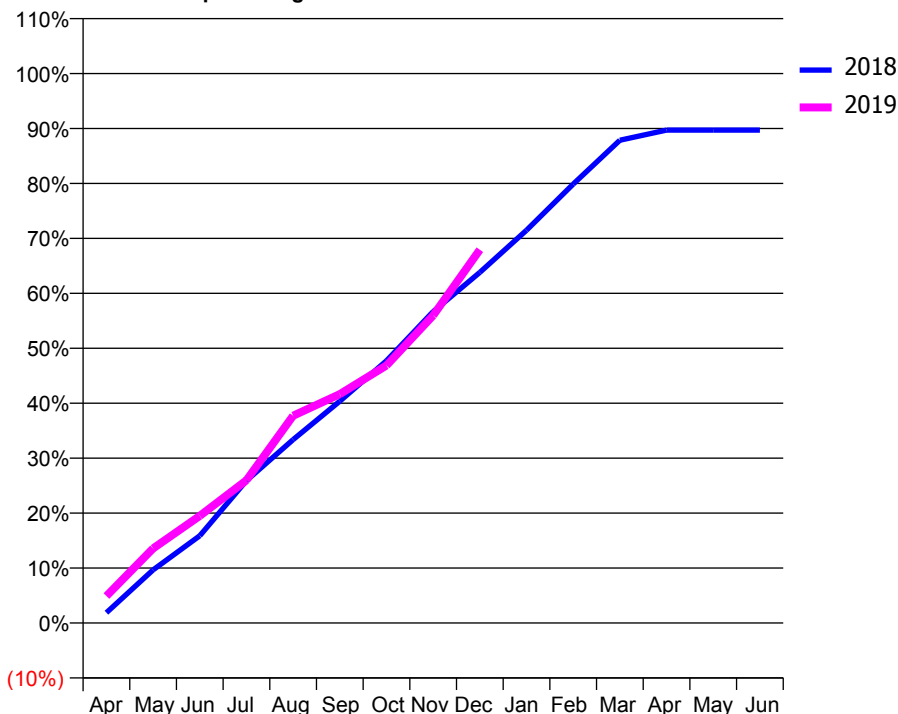
ACCESS*

Patients seen in 24 months	Total	Change since previous quarter
Quarter ending December 2017	811	
Quarter ending March 2018	803	→
Quarter ending June 2018	795	→
Quarter ending September 2018	807	→
Quarter ending December 2018	836	↑
Variance since December 2017	3.1%	↑



ACTIVITY

Cumulative percentage of contracted UDA delivered 2018 & 2019



Adjusted Scheduled Activity (UDA)		
Month	2018	2019
April	47	123
May	242	340
June	397	487
July	648	650
August	835	943
September	1,009	1,041
October	1,193	1,172
November	1,417	1,399
December	1,595	1,698
January	1,787	
February	1,997	
March	2,196	
April	2,242	
May	2,242	
June	2,242	

QUALITY

	Quantity	Base Number	Contract	AT	Region	England
% of FP17s for the same patient ID Re-attending within 3 months - Children	41	699	5.9%	11.6%	12.3%	11.8%
% of FP17s for the same patient ID Re-attending within 3 months - Adults	35	478	7.3%	14.8%	15.8%	15.6%
% of FP17s for the same patient ID Re-attending between 3 & 9 months - Children	565	699	80.8%	54.7%	60.1%	58.8%
% of FP17s for the same patient ID Re-attending between 3 & 9 months - Adults	337	478	70.5%	50.6%	53.3%	51.0%
% of FP17s for Band 1 Urgent Courses	32	1,139	2.8%	8.8%	9.0%	9.0%
% of FP17s Relating to Free Repair or Replacements	2	1,139	0.2%	1.2%	1.0%	0.8%
% of FP17s Relating to Continuations	5	1,139	0.4%	1.3%	1.0%	0.9%
% of Patients satisfied with the dentistry they have received	1	1	N/A	94.3%	93.8%	93.2%
% of Patients satisfied with the time they had to wait for an appointment	1	1	N/A	89.7%	89.4%	88.3%

* This is based on patients treated on this contract for their most recent course of treatment. Figures in italics indicate the base number of FP17s or Patient Questionnaire responses are less than 100. N/A is shown where the base number of responses is less than 10 during the period. % is calculated as Quantity/Base number*100

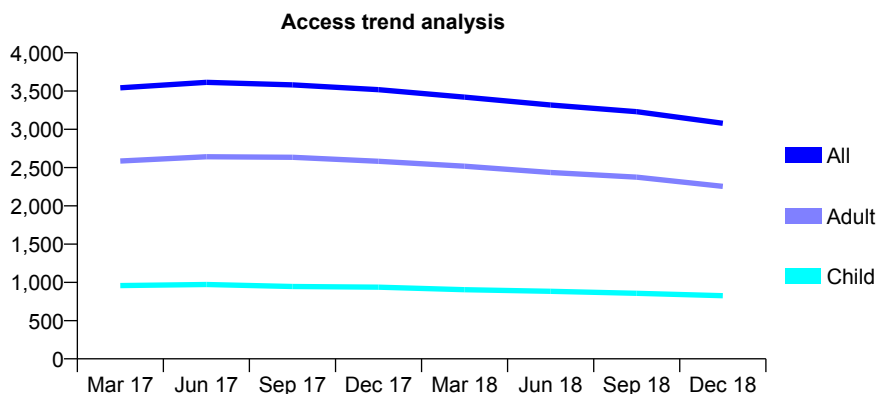
Q45 - Vital Signs At a Glance Contract Report for 866334/0001 - December 2018

Name or company name	MR CT BURTON
Contract type name	GDS Contract
Purpose of contract	General
Contract start date	01/06/2008
Contract end date	

18/19 Contracted general activity (UDA)	8,000
Carry forward general activity (UDA)	0
18/19 Contracted orthodontic activity (UOA)	0
Carry forward orthodontic activity (UOA)	0
Baseline contract value	£193,169.09

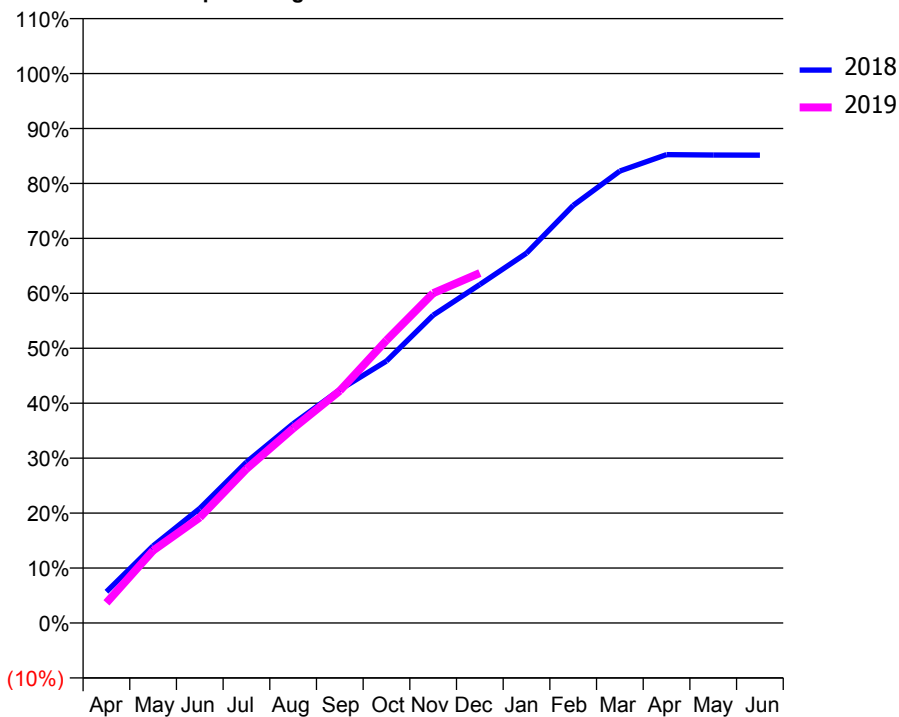
ACCESS*

Patients seen in 24 months	Total	Change since previous quarter
Quarter ending December 2017	3,518	
Quarter ending March 2018	3,421	↓
Quarter ending June 2018	3,318	↓
Quarter ending September 2018	3,231	↓
Quarter ending December 2018	3,079	↓
Variance since December 2017	(12.5%)	↓



ACTIVITY

Cumulative percentage of contracted UDA delivered 2018 & 2019



Month	Adjusted Scheduled Activity (UDA)	
	2018	2019
April	570	294
May	1,405	1,055
June	2,085	1,536
July	2,929	2,243
August	3,626	2,833
September	4,245	3,382
October	4,767	4,116
November	5,601	4,803
December	6,159	5,095
January	6,731	
February	7,600	
March	8,226	
April	8,523	
May	8,517	
June	8,515	

QUALITY

	Quantity	Base Number	Contract	AT	Region	England
% of FP17s for the same patient ID Re-attending within 3 months - Children	45	908	5.0%	11.6%	12.3%	11.8%
% of FP17s for the same patient ID Re-attending within 3 months - Adults	282	2,324	12.1%	14.8%	15.8%	15.6%
% of FP17s for the same patient ID Re-attending between 3 & 9 months - Children	621	908	68.4%	54.7%	60.1%	58.8%
% of FP17s for the same patient ID Re-attending between 3 & 9 months - Adults	1,516	2,324	65.2%	50.6%	53.3%	51.0%
% of FP17s for Band 1 Urgent Courses	115	3,050	3.8%	8.8%	9.0%	9.0%
% of FP17s Relating to Free Repair or Replacements	19	3,050	0.6%	1.2%	1.0%	0.8%
% of FP17s Relating to Continuations	34	3,050	1.1%	1.3%	1.0%	0.9%
% of Patients satisfied with the dentistry they have received	1	1	N/A	94.3%	93.8%	93.2%
% of Patients satisfied with the time they had to wait for an appointment	1	1	N/A	89.7%	89.4%	88.3%

* This is based on patients treated on this contract for their most recent course of treatment. Figures in italics indicate the base number of FP17s or Patient Questionnaire responses are less than 100. N/A is shown where the base number of responses is less than 10 during the period. % is calculated as Quantity/Base number*100

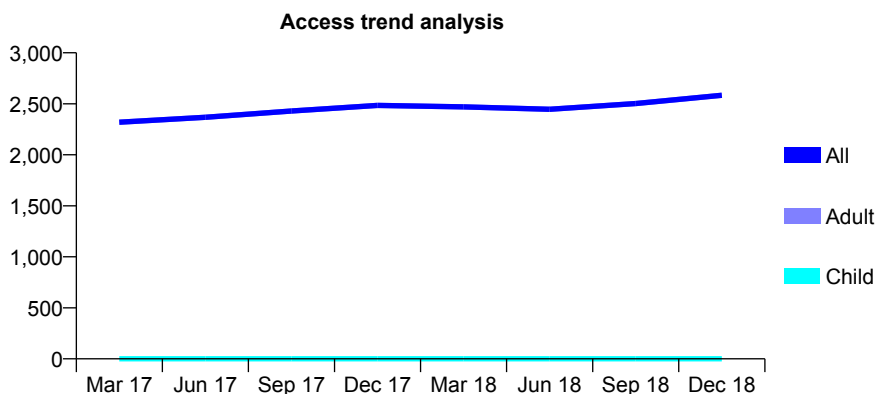
Q45 - Vital Signs At a Glance Contract Report for 881864/0002 - December 2018

Name or company name	MR DA POWER
Contract type name	PDS Contract
Purpose of contract	General
Contract start date	31/10/2010
Contract end date	31/03/2020

18/19 Contracted general activity (UDA)	7,467
Carry forward general activity (UDA)	200
18/19 Contracted orthodontic activity (UOA)	0
Carry forward orthodontic activity (UOA)	0
Baseline contract value	£271,063.67

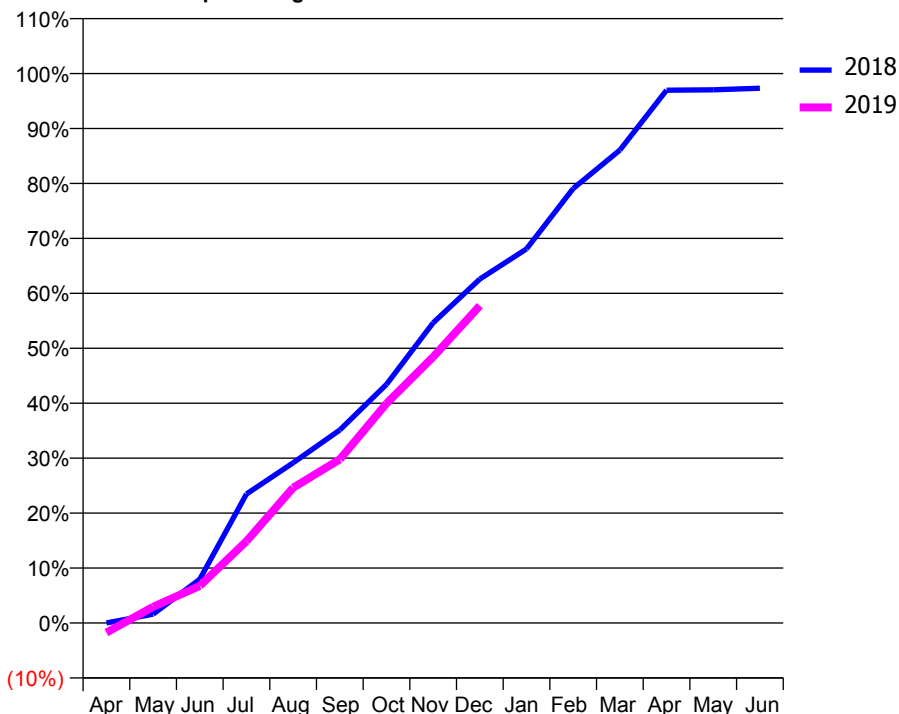
ACCESS*

Patients seen in 24 months	Total	Change since previous quarter
Quarter ending December 2017	2,484	
Quarter ending March 2018	2,470	→
Quarter ending June 2018	2,447	→
Quarter ending September 2018	2,502	↑
Quarter ending December 2018	2,584	↑
Variance since December 2017	4.0%	↑



ACTIVITY

Cumulative percentage of contracted UDA delivered 2018 & 2019



Month	Adjusted Scheduled Activity (UDA)	
	2018	2019
April	0	-132
May	120	220
June	596	505
July	1,754	1,111
August	2,177	1,838
September	2,623	2,225
October	3,242	2,983
November	4,079	3,615
December	4,674	4,311
January	5,084	
February	5,904	
March	6,427	
April	7,239	
May	7,246	
June	7,267	

QUALITY

	Quantity	Base Number	Contract	AT	Region	England
% of FP17s for the same patient ID Re-attending within 3 months - Children	0	0	N/A	11.6%	12.3%	11.8%
% of FP17s for the same patient ID Re-attending within 3 months - Adults	81	1,460	5.5%	14.8%	15.8%	15.6%
% of FP17s for the same patient ID Re-attending between 3 & 9 months - Children	0	0	N/A	54.7%	60.1%	58.8%
% of FP17s for the same patient ID Re-attending between 3 & 9 months - Adults	343	1,460	23.5%	50.6%	53.3%	51.0%
% of FP17s for Band 1 Urgent Courses	0	1,164	0.0%	8.8%	9.0%	9.0%
% of FP17s Relating to Free Repair or Replacements	0	1,164	0.0%	1.2%	1.0%	0.8%
% of FP17s Relating to Continuations	10	1,164	0.9%	1.3%	1.0%	0.9%
% of Patients satisfied with the dentistry they have received	1	1	N/A	94.3%	93.8%	93.2%
% of Patients satisfied with the time they had to wait for an appointment	1	1	N/A	89.7%	89.4%	88.3%

* This is based on patients treated on this contract for their most recent course of treatment. Figures in italics indicate the base number of FP17s or Patient Questionnaire responses are less than 100. N/A is shown where the base number of responses is less than 10 during the period. % is calculated as Quantity/Base number*100

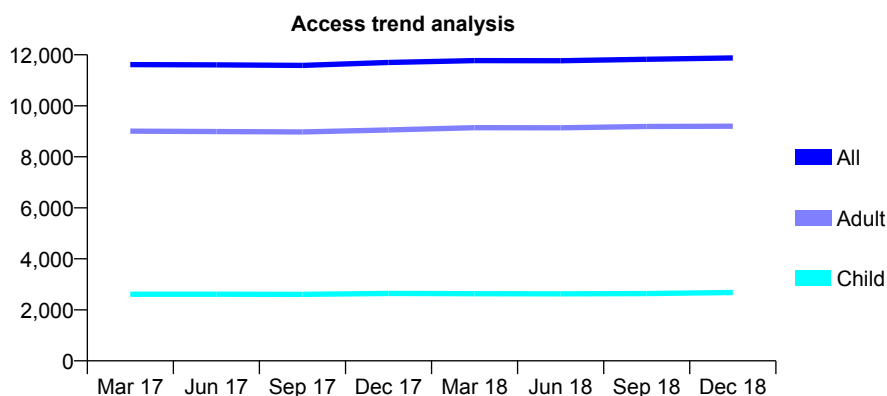
Q45 - Vital Signs At a Glance Contract Report for 905844/0001 - December 2018

Name or company name	Ms F Brown and Mr M Ellis
Contract type name	GDS Contract
Purpose of contract	General
Contract start date	01/04/2006
Contract end date	

18/19 Contracted general activity (UDA)	30,528
Carry forward general activity (UDA)	-27
18/19 Contracted orthodontic activity (UOA)	0
Carry forward orthodontic activity (UOA)	0
Baseline contract value	£805,243.07

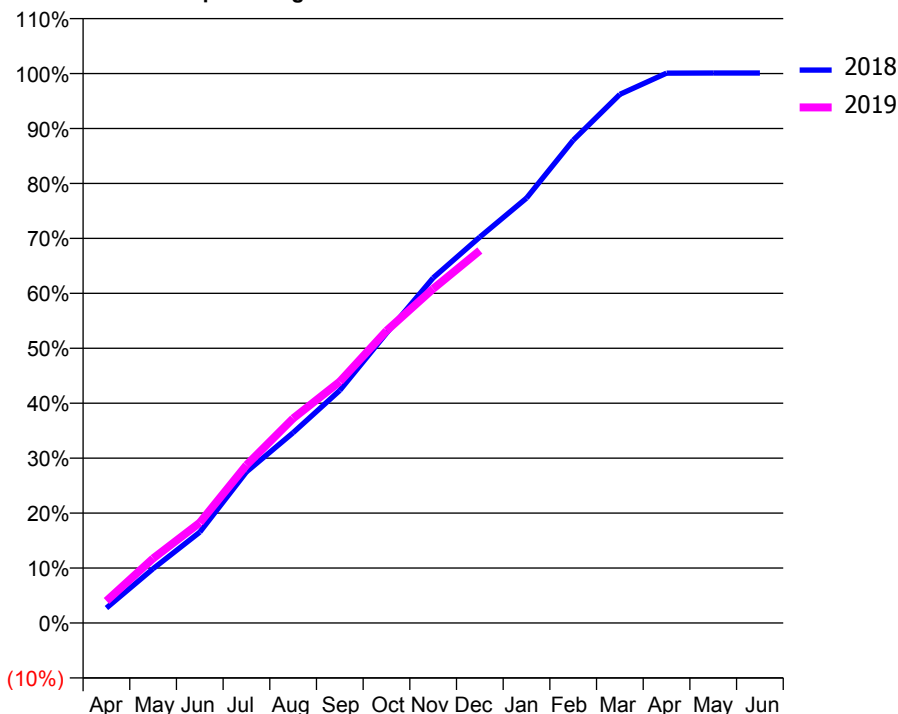
ACCESS*

Patients seen in 24 months	Total	Change since previous quarter
Quarter ending December 2017	11,699	
Quarter ending March 2018	11,774	→
Quarter ending June 2018	11,766	→
Quarter ending September 2018	11,825	→
Quarter ending December 2018	11,879	→
Variance since December 2017	1.5%	→



ACTIVITY

Cumulative percentage of contracted UDA delivered 2018 & 2019



Month	Adjusted Scheduled Activity (UDA)	
	2018	2019
April	825	1,226
May	2,984	3,591
June	4,988	5,572
July	8,294	8,777
August	10,444	11,367
September	12,767	13,414
October	15,906	16,233
November	18,942	18,570
December	21,176	20,696
January	23,310	
February	26,492	
March	29,007	
April	30,167	
May	30,177	
June	30,177	

QUALITY

	Quantity	Base Number	Contract	AT	Region	England
% of FP17s for the same patient ID Re-attending within 3 months - Children	144	2,545	5.7%	11.6%	12.3%	11.8%
% of FP17s for the same patient ID Re-attending within 3 months - Adults	1,043	8,273	12.6%	14.8%	15.8%	15.6%
% of FP17s for the same patient ID Re-attending between 3 & 9 months - Children	1,336	2,545	52.5%	54.7%	60.1%	58.8%
% of FP17s for the same patient ID Re-attending between 3 & 9 months - Adults	3,847	8,273	46.5%	50.6%	53.3%	51.0%
% of FP17s for Band 1 Urgent Courses	522	9,883	5.3%	8.8%	9.0%	9.0%
% of FP17s Relating to Free Repair or Replacements	187	9,883	1.9%	1.2%	1.0%	0.8%
% of FP17s Relating to Continuations	193	9,883	2.0%	1.3%	1.0%	0.9%
% of Patients satisfied with the dentistry they have received	10	11	90.9%	94.3%	93.8%	93.2%
% of Patients satisfied with the time they had to wait for an appointment	11	11	100.0%	89.7%	89.4%	88.3%

* This is based on patients treated on this contract for their most recent course of treatment. Figures in italics indicate the base number of FP17s or Patient Questionnaire responses are less than 100. N/A is shown where the base number of responses is less than 10 during the period. % is calculated as Quantity/Base number*100

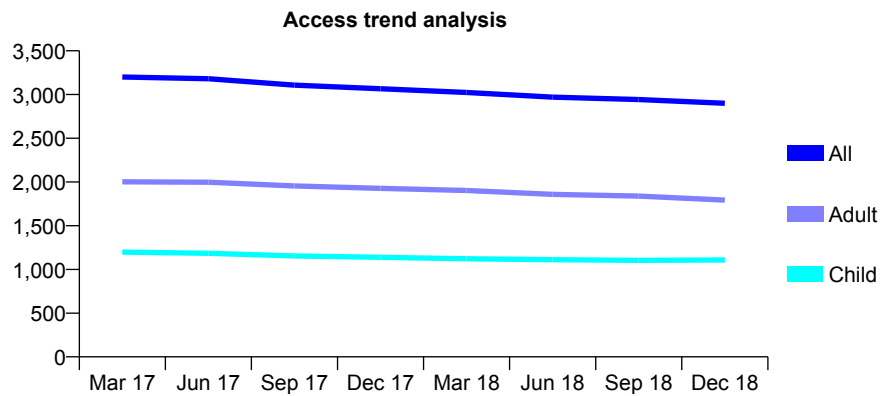
Q45 - Vital Signs At a Glance Contract Report for 907316/0002 - December 2018

Name or company name	MR AI WILSON
Contract type name	GDS Contract
Purpose of contract	General
Contract start date	01/04/2006
Contract end date	

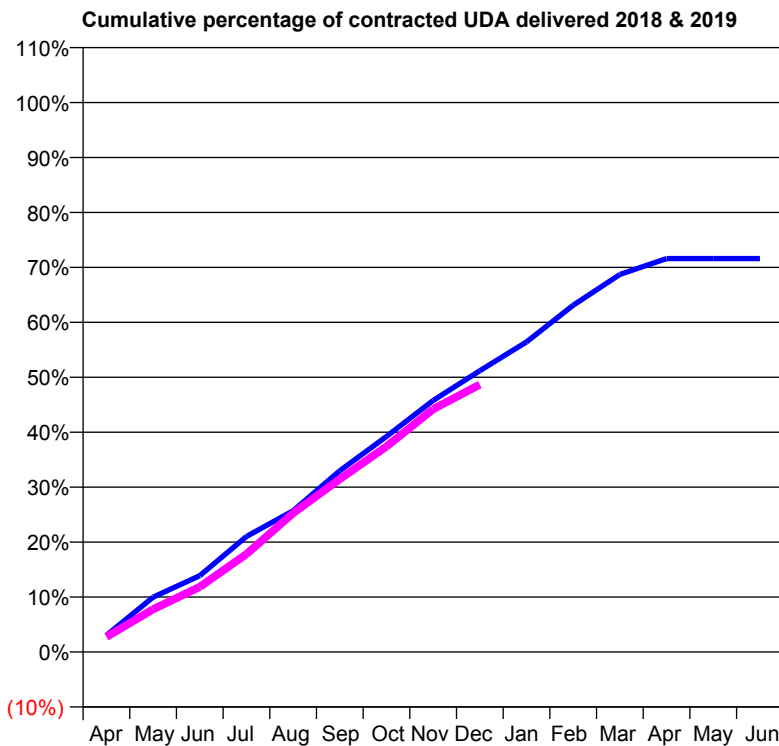
18/19 Contracted general activity (UDA)	10,500
Carry forward general activity (UDA)	0
18/19 Contracted orthodontic activity (UOA)	0
Carry forward orthodontic activity (UOA)	0
Baseline contract value	£277,048.62

ACCESS*

Patients seen in 24 months	Total	Change since previous quarter
Quarter ending December 2017	3,066	
Quarter ending March 2018	3,024	↓
Quarter ending June 2018	2,970	↓
Quarter ending September 2018	2,943	→
Quarter ending December 2018	2,900	↓
Variance since December 2017	(5.4%)	↓



ACTIVITY



Month	Adjusted Scheduled Activity (UDA)	
	2018	2019
April	320	290
May	1,048	816
June	1,459	1,245
July	2,207	1,872
August	2,701	2,655
September	3,464	3,303
October	4,119	3,928
November	4,808	4,642
December	5,374	5,110
January	5,926	
February	6,627	
March	7,214	
April	7,518	
May	7,518	
June	7,518	

QUALITY

	Quantity	Base Number	Contract	AT	Region	England
% of FP17s for the same patient ID Re-attending within 3 months - Children	122	1,383	8.8%	11.6%	12.3%	11.8%
% of FP17s for the same patient ID Re-attending within 3 months - Adults	261	1,969	13.3%	14.8%	15.8%	15.6%
% of FP17s for the same patient ID Re-attending between 3 & 9 months - Children	901	1,383	65.1%	54.7%	60.1%	58.8%
% of FP17s for the same patient ID Re-attending between 3 & 9 months - Adults	1,277	1,969	64.9%	50.6%	53.3%	51.0%
% of FP17s for Band 1 Urgent Courses	158	3,181	5.0%	8.8%	9.0%	9.0%
% of FP17s Relating to Free Repair or Replacements	16	3,181	0.5%	1.2%	1.0%	0.8%
% of FP17s Relating to Continuations	99	3,181	3.1%	1.3%	1.0%	0.9%
% of Patients satisfied with the dentistry they have received	2	2	N/A	94.3%	93.8%	93.2%
% of Patients satisfied with the time they had to wait for an appointment	2	2	N/A	89.7%	89.4%	88.3%

* This is based on patients treated on this contract for their most recent course of treatment. Figures in italics indicate the base number of FP17s or Patient Questionnaire responses are less than 100. N/A is shown where the base number of responses is less than 10 during the period. % is calculated as Quantity/Base number*100

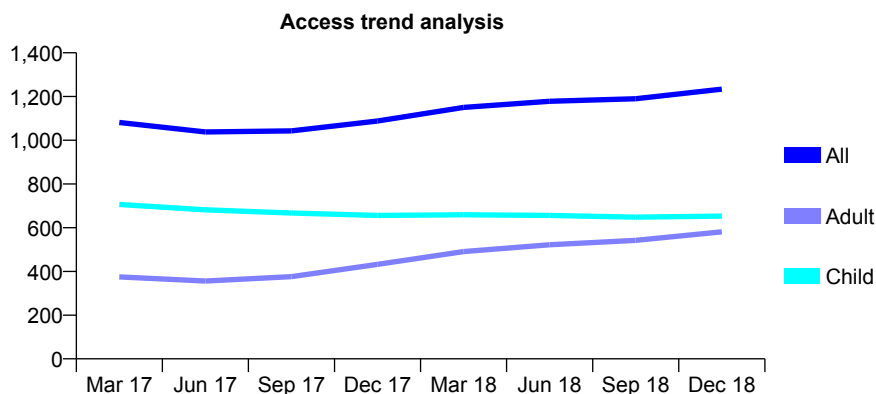
Q45 - Vital Signs At a Glance Contract Report for 911852/0001 - December 2018

Name or company name	MR JC BENNETT
Contract type name	GDS Contract
Purpose of contract	General
Contract start date	01/12/2014
Contract end date	

18/19 Contracted general activity (UDA)	3,071
Carry forward general activity (UDA)	0
18/19 Contracted orthodontic activity (UOA)	0
Carry forward orthodontic activity (UOA)	0
Baseline contract value	£66,804.31

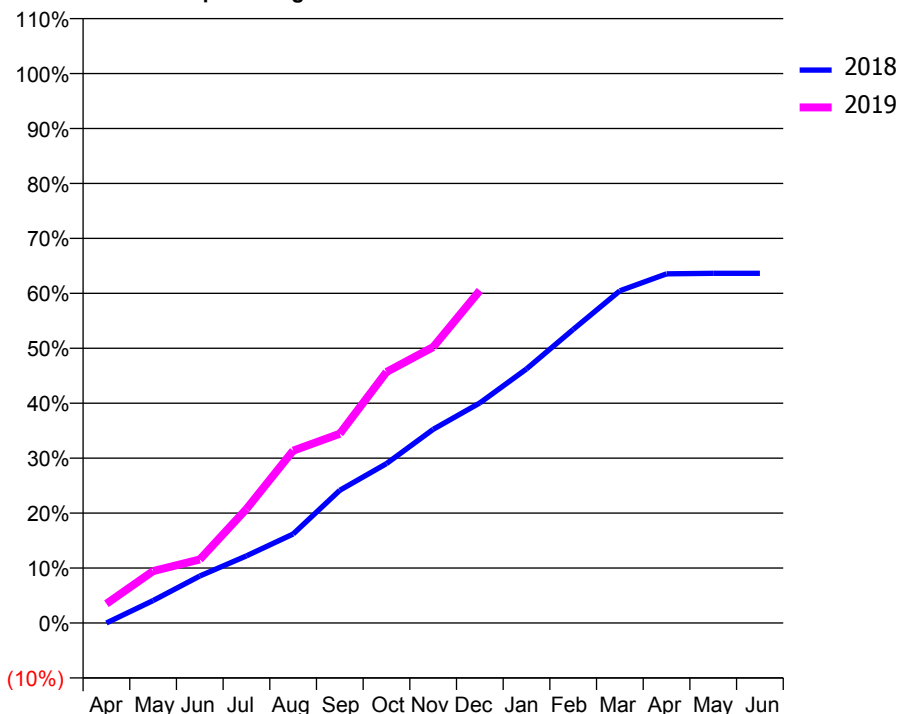
ACCESS*

Patients seen in 24 months	Total	Change since previous quarter
Quarter ending December 2017	1,088	
Quarter ending March 2018	1,150	↑
Quarter ending June 2018	1,178	↑
Quarter ending September 2018	1,190	→
Quarter ending December 2018	1,234	↑
Variance since December 2017	13.4%	↑



ACTIVITY

Cumulative percentage of contracted UDA delivered 2018 & 2019



Month	Adjusted Scheduled Activity (UDA)	
	2018	2019
April	0	108
May	125	290
June	263	355
July	375	638
August	497	963
September	742	1,058
October	891	1,403
November	1,082	1,542
December	1,230	1,858
January	1,420	
February	1,641	
March	1,857	
April	1,952	
May	1,955	
June	1,955	

QUALITY

	Quantity	Base Number	Contract	AT	Region	England
% of FP17s for the same patient ID Re-attending within 3 months - Children	35	750	4.7%	11.6%	12.3%	11.8%
% of FP17s for the same patient ID Re-attending within 3 months - Adults	48	489	9.8%	14.8%	15.8%	15.6%
% of FP17s for the same patient ID Re-attending between 3 & 9 months - Children	449	750	59.9%	54.7%	60.1%	58.8%
% of FP17s for the same patient ID Re-attending between 3 & 9 months - Adults	205	489	41.9%	50.6%	53.3%	51.0%
% of FP17s for Band 1 Urgent Courses	47	1,176	4.0%	8.8%	9.0%	9.0%
% of FP17s Relating to Free Repair or Replacements	4	1,176	0.3%	1.2%	1.0%	0.8%
% of FP17s Relating to Continuations	3	1,176	0.3%	1.3%	1.0%	0.9%
% of Patients satisfied with the dentistry they have received	1	1	N/A	94.3%	93.8%	93.2%
% of Patients satisfied with the time they had to wait for an appointment	1	1	N/A	89.7%	89.4%	88.3%

* This is based on patients treated on this contract for their most recent course of treatment. Figures in italics indicate the base number of FP17s or Patient Questionnaire responses are less than 100. N/A is shown where the base number of responses is less than 10 during the period. % is calculated as Quantity/Base number*100

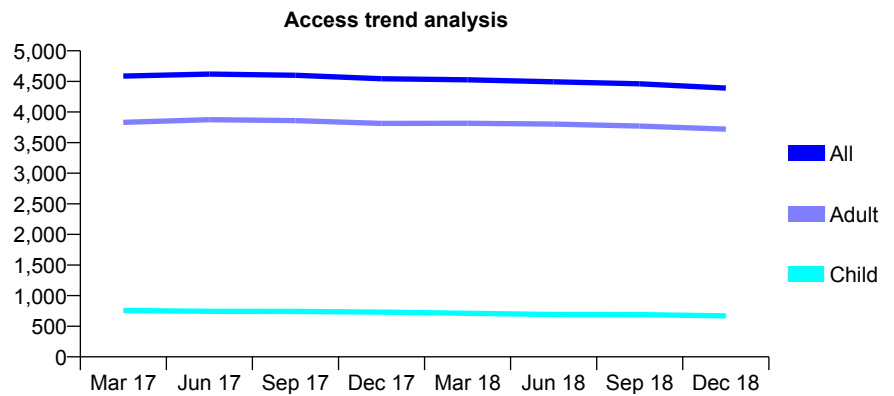
Q45 - Vital Signs At a Glance Contract Report for 918873/0001 - December 2018

Name or company name	MR A MILNES
Contract type name	GDS Contract
Purpose of contract	General
Contract start date	10/08/2012
Contract end date	

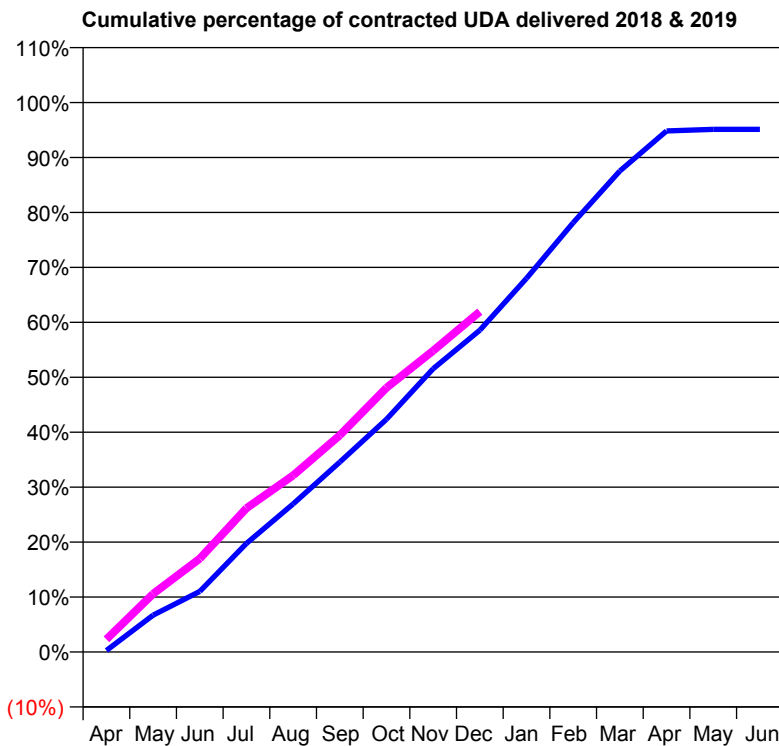
18/19 Contracted general activity (UDA)	11,709
Carry forward general activity (UDA)	0
18/19 Contracted orthodontic activity (UOA)	0
Carry forward orthodontic activity (UOA)	0
Baseline contract value	£345,217.93

ACCESS*

Patients seen in 24 months	Total	Change since previous quarter
Quarter ending December 2017	4,543	
Quarter ending March 2018	4,527	→
Quarter ending June 2018	4,494	→
Quarter ending September 2018	4,460	→
Quarter ending December 2018	4,392	↓
Variance since December 2017	(3.3%)	↓



ACTIVITY



Month	Adjusted Scheduled Activity (UDA)	
	2018	2019
April	31	270
May	785	1,241
June	1,292	1,991
July	2,315	3,064
August	3,157	3,765
September	4,046	4,619
October	4,960	5,630
November	6,035	6,420
December	6,858	7,254
January	7,962	
February	9,148	
March	10,250	
April	11,103	
May	11,137	
June	11,137	

QUALITY

	Quantity	Base Number	Contract	AT	Region	England
% of FP17s for the same patient ID Re-attending within 3 months - Children	67	824	8.1%	11.6%	12.3%	11.8%
% of FP17s for the same patient ID Re-attending within 3 months - Adults	602	4,032	14.9%	14.8%	15.8%	15.6%
% of FP17s for the same patient ID Re-attending between 3 & 9 months - Children	565	824	68.6%	54.7%	60.1%	58.8%
% of FP17s for the same patient ID Re-attending between 3 & 9 months - Adults	2,524	4,032	62.6%	50.6%	53.3%	51.0%
% of FP17s for Band 1 Urgent Courses	293	4,410	6.6%	8.8%	9.0%	9.0%
% of FP17s Relating to Free Repair or Replacements	56	4,410	1.3%	1.2%	1.0%	0.8%
% of FP17s Relating to Continuations	55	4,410	1.2%	1.3%	1.0%	0.9%
% of Patients satisfied with the dentistry they have received	12	12	100.0%	94.3%	93.8%	93.2%
% of Patients satisfied with the time they had to wait for an appointment	12	12	100.0%	89.7%	89.4%	88.3%

* This is based on patients treated on this contract for their most recent course of treatment. Figures in italics indicate the base number of FP17s or Patient Questionnaire responses are less than 100. N/A is shown where the base number of responses is less than 10 during the period. % is calculated as Quantity/Base number*100

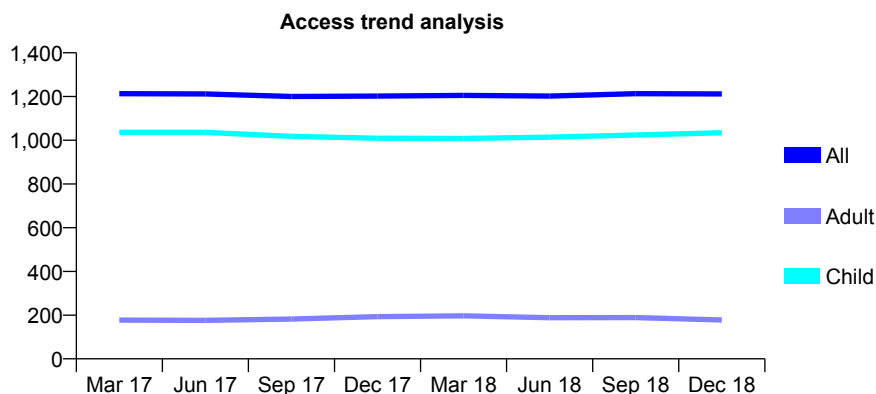
Q45 - Vital Signs At a Glance Contract Report for 919047/0001 - December 2018

Name or company name	MR TR LEWIS
Contract type name	GDS Contract
Purpose of contract	General and Orthodontic
Contract start date	01/04/2006
Contract end date	

18/19 Contracted general activity (UDA)	4,075
Carry forward general activity (UDA)	0
18/19 Contracted orthodontic activity (UOA)	400
Carry forward orthodontic activity (UOA)	0
Baseline contract value	£98,631.55

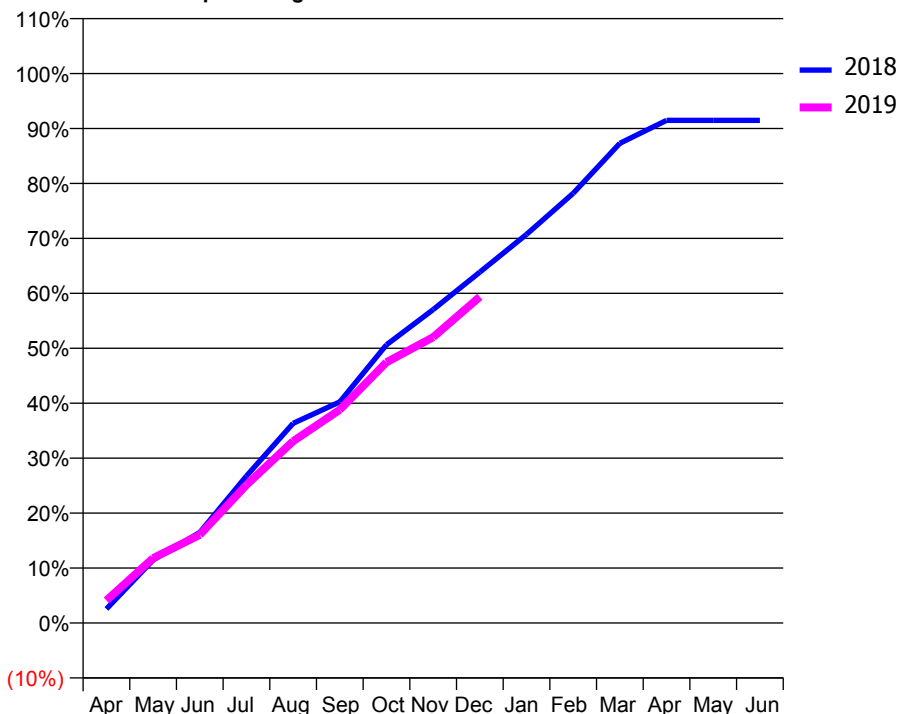
ACCESS*

Patients seen in 24 months	Total	Change since previous quarter
Quarter ending December 2017	1,202	
Quarter ending March 2018	1,205	→
Quarter ending June 2018	1,202	→
Quarter ending September 2018	1,213	→
Quarter ending December 2018	1,212	→
Variance since December 2017	0.8%	→



ACTIVITY

Cumulative percentage of contracted UDA delivered 2018 & 2019



Month	Adjusted Scheduled Activity (UDA)	
	2018	2019
April	104	167
May	467	481
June	672	654
July	1,091	1,024
August	1,481	1,348
September	1,640	1,582
October	2,063	1,934
November	2,325	2,119
December	2,602	2,419
January	2,882	
February	3,186	
March	3,557	
April	3,728	
May	3,728	
June	3,728	

QUALITY

	Quantity	Base Number	Contract	AT	Region	England
% of FP17s for the same patient ID Re-attending within 3 months - Children	201	1,393	14.4%	11.6%	12.3%	11.8%
% of FP17s for the same patient ID Re-attending within 3 months - Adults	6	71	8.5%	14.8%	15.8%	15.6%
% of FP17s for the same patient ID Re-attending between 3 & 9 months - Children	880	1,393	63.2%	54.7%	60.1%	58.8%
% of FP17s for the same patient ID Re-attending between 3 & 9 months - Adults	36	71	50.7%	50.6%	53.3%	51.0%
% of FP17s for Band 1 Urgent Courses	159	1,361	11.7%	8.8%	9.0%	9.0%
% of FP17s Relating to Free Repair or Replacements	0	1,361	0.0%	1.2%	1.0%	0.8%
% of FP17s Relating to Continuations	11	1,361	0.8%	1.3%	1.0%	0.9%
% of Patients satisfied with the dentistry they have received	0	0	N/A	94.3%	93.8%	93.2%
% of Patients satisfied with the time they had to wait for an appointment	0	0	N/A	89.7%	89.4%	88.3%

* This is based on patients treated on this contract for their most recent course of treatment. Figures in italics indicate the base number of FP17s or Patient Questionnaire responses are less than 100. N/A is shown where the base number of responses is less than 10 during the period. % is calculated as Quantity/Base number*100

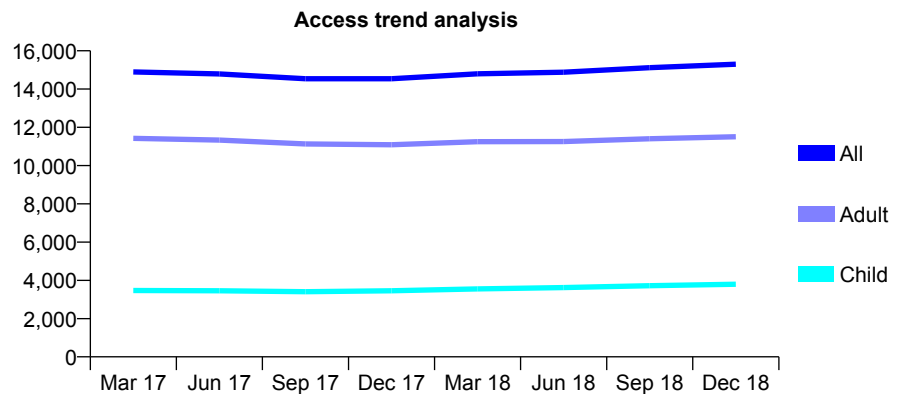
Q45 - Vital Signs At a Glance Contract Report for 921890/0001 - December 2018

Name or company name	MR DC DANIELS
Contract type name	GDS Contract
Purpose of contract	General
Contract start date	01/04/2006
Contract end date	

18/19 Contracted general activity (UDA)	47,398
Carry forward general activity (UDA)	0
18/19 Contracted orthodontic activity (UOA)	0
Carry forward orthodontic activity (UOA)	0
Baseline contract value	£1,326,971.96

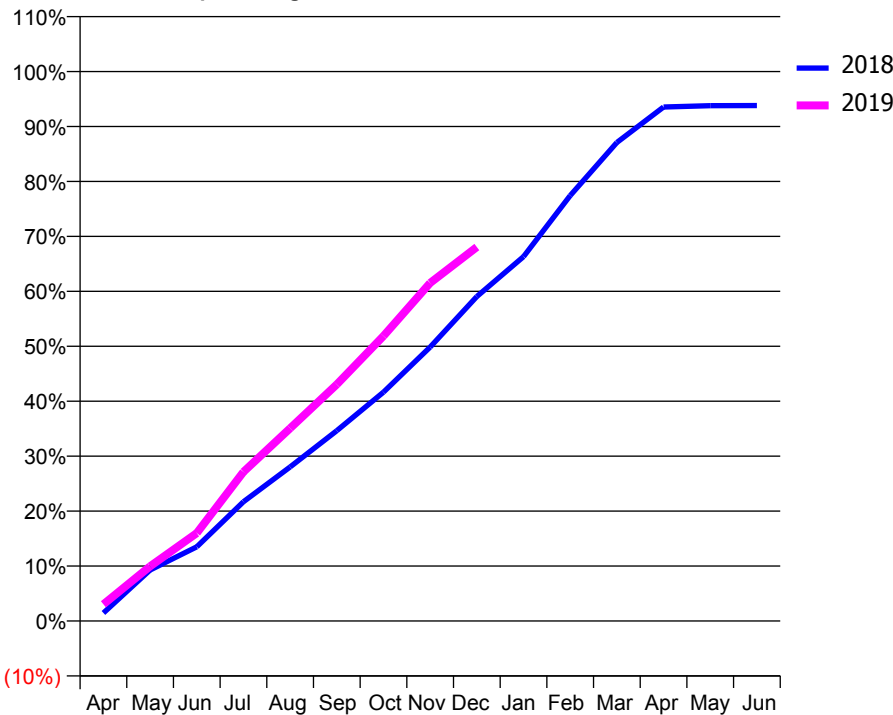
ACCESS*

Patients seen in 24 months	Total	Change since previous quarter
Quarter ending December 2017	14,538	
Quarter ending March 2018	14,796	→
Quarter ending June 2018	14,879	→
Quarter ending September 2018	15,119	→
Quarter ending December 2018	15,302	→
Variance since December 2017	5.3%	↑



ACTIVITY

Cumulative percentage of contracted UDA delivered 2018 & 2019



Month	Adjusted Scheduled Activity (UDA)	
	2018	2019
April	701	1,443
May	4,394	4,726
June	6,396	7,580
July	10,288	12,862
August	13,294	16,622
September	16,415	20,406
October	19,746	24,585
November	23,631	29,167
December	27,989	32,258
January	31,429	
February	36,698	
March	41,275	
April	44,337	
May	44,454	
June	44,456	

QUALITY

	Quantity	Base Number	Contract	AT	Region	England
% of FP17s for the same patient ID Re-attending within 3 months - Children	411	4,338	9.5%	11.6%	12.3%	11.8%
% of FP17s for the same patient ID Re-attending within 3 months - Adults	2,202	12,929	17.0%	14.8%	15.8%	15.6%
% of FP17s for the same patient ID Re-attending between 3 & 9 months - Children	2,340	4,338	53.9%	54.7%	60.1%	58.8%
% of FP17s for the same patient ID Re-attending between 3 & 9 months - Adults	7,233	12,929	55.9%	50.6%	53.3%	51.0%
% of FP17s for Band 1 Urgent Courses	2,270	15,601	14.6%	8.8%	9.0%	9.0%
% of FP17s Relating to Free Repair or Replacements	178	15,601	1.1%	1.2%	1.0%	0.8%
% of FP17s Relating to Continuations	180	15,601	1.2%	1.3%	1.0%	0.9%
% of Patients satisfied with the dentistry they have received	12	12	100.0%	94.3%	93.8%	93.2%
% of Patients satisfied with the time they had to wait for an appointment	11	12	91.7%	89.7%	89.4%	88.3%

* This is based on patients treated on this contract for their most recent course of treatment. Figures in italics indicate the base number of FP17s or Patient Questionnaire responses are less than 100. N/A is shown where the base number of responses is less than 10 during the period. % is calculated as Quantity/Base number*100

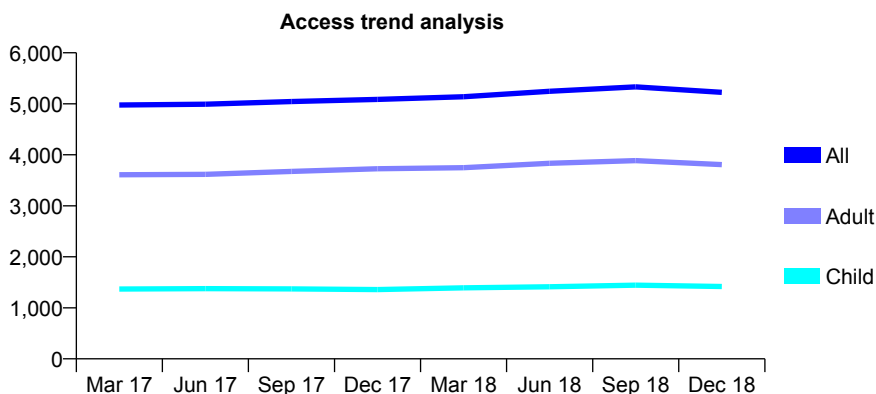
Q45 - Vital Signs At a Glance Contract Report for 930121/0001 - December 2018

Name or company name	MR MA SIDDIQUI
Contract type name	GDS Contract
Purpose of contract	General
Contract start date	08/11/2012
Contract end date	

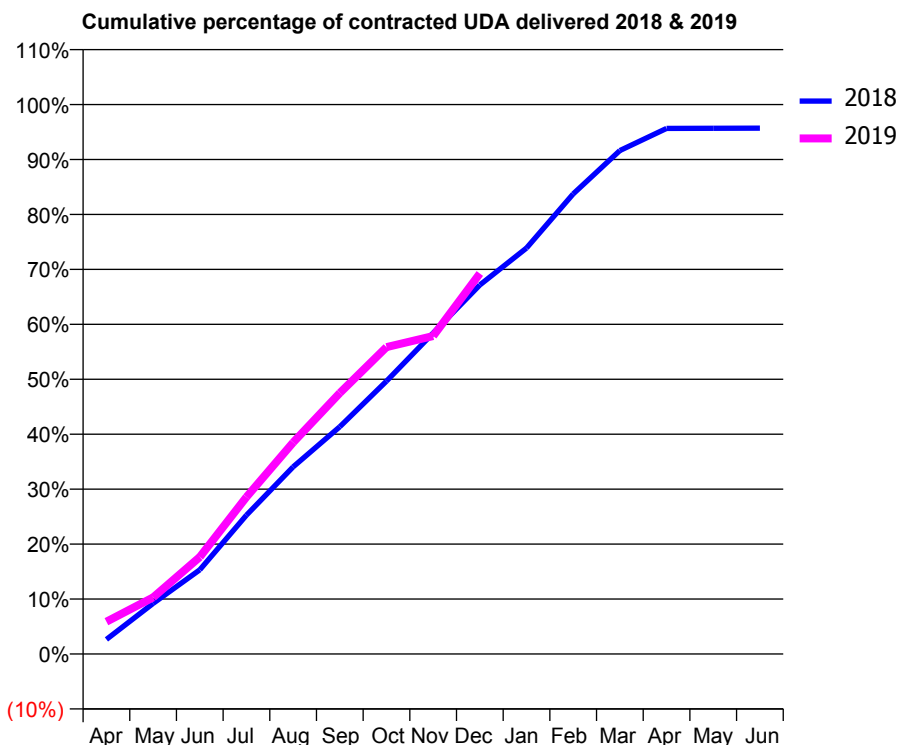
18/19 Contracted general activity (UDA)	17,392
Carry forward general activity (UDA)	0
18/19 Contracted orthodontic activity (UOA)	0
Carry forward orthodontic activity (UOA)	0
Baseline contract value	£437,741.13

ACCESS*

Patients seen in 24 months	Total	Change since previous quarter
Quarter ending December 2017	5,087	
Quarter ending March 2018	5,139	→
Quarter ending June 2018	5,246	↑
Quarter ending September 2018	5,332	→
Quarter ending December 2018	5,226	↓
Variance since December 2017	2.7%	↑



ACTIVITY



Adjusted Scheduled Activity (UDA)		
Month	2018	2019
April	464	1,025
May	1,601	1,790
June	2,664	3,069
July	4,396	4,970
August	5,923	6,694
September	7,192	8,262
October	8,636	9,713
November	10,159	10,063
December	11,678	12,043
January	12,850	
February	14,562	
March	15,933	
April	16,634	
May	16,640	
June	16,644	

QUALITY

	Quantity	Base Number	Contract	AT	Region	England
% of FP17s for the same patient ID Re-attending within 3 months - Children	116	1,582	7.3%	11.6%	12.3%	11.8%
% of FP17s for the same patient ID Re-attending within 3 months - Adults	633	4,015	15.8%	14.8%	15.8%	15.6%
% of FP17s for the same patient ID Re-attending between 3 & 9 months - Children	942	1,582	59.5%	54.7%	60.1%	58.8%
% of FP17s for the same patient ID Re-attending between 3 & 9 months - Adults	2,190	4,015	54.5%	50.6%	53.3%	51.0%
% of FP17s for Band 1 Urgent Courses	436	4,784	9.1%	8.8%	9.0%	9.0%
% of FP17s Relating to Free Repair or Replacements	40	4,784	0.8%	1.2%	1.0%	0.8%
% of FP17s Relating to Continuations	29	4,784	0.6%	1.3%	1.0%	0.9%
% of Patients satisfied with the dentistry they have received	4	4	N/A	94.3%	93.8%	93.2%
% of Patients satisfied with the time they had to wait for an appointment	4	4	N/A	89.7%	89.4%	88.3%

* This is based on patients treated on this contract for their most recent course of treatment. Figures in italics indicate the base number of FP17s or Patient Questionnaire responses are less than 100. N/A is shown where the base number of responses is less than 10 during the period. % is calculated as Quantity/Base number*100

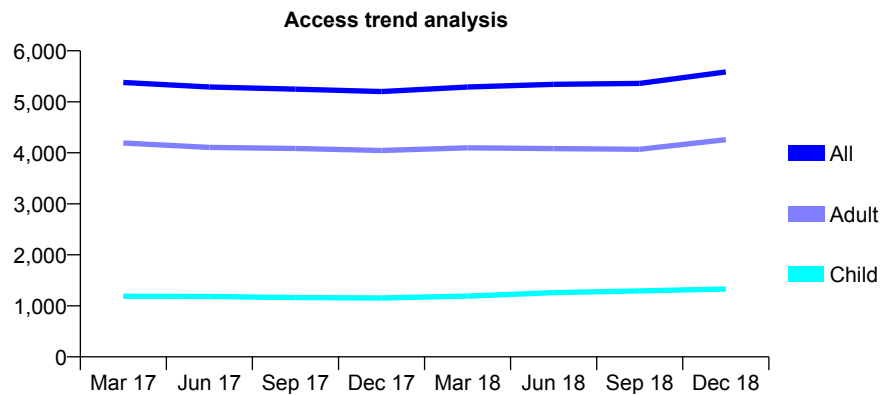
Q45 - Vital Signs At a Glance Contract Report for 984418/0001 - December 2018

Name or company name	MR A NAYYAR
Contract type name	GDS Contract
Purpose of contract	General and Orthodontic
Contract start date	05/01/2015
Contract end date	

18/19 Contracted general activity (UDA)	12,547
Carry forward general activity (UDA)	-186
18/19 Contracted orthodontic activity (UOA)	25
Carry forward orthodontic activity (UOA)	0
Baseline contract value	£405,764.09

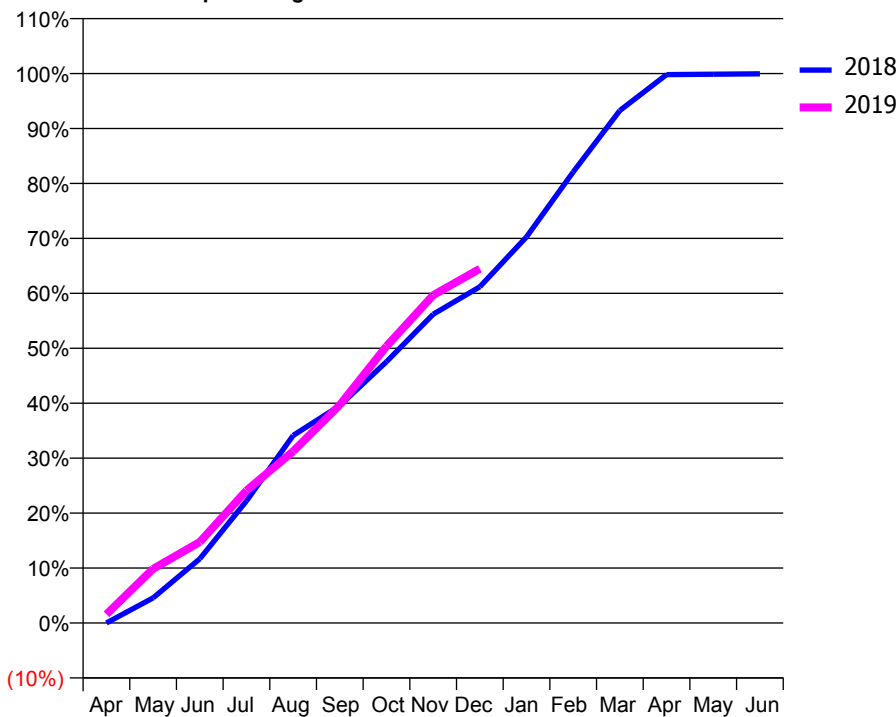
ACCESS*

Patients seen in 24 months	Total	Change since previous quarter
Quarter ending December 2017	5,202	
Quarter ending March 2018	5,291	→
Quarter ending June 2018	5,343	→
Quarter ending September 2018	5,362	→
Quarter ending December 2018	5,586	↑
Variance since December 2017	7.4%	↑



ACTIVITY

Cumulative percentage of contracted UDA delivered 2018 & 2019



Month	Adjusted Scheduled Activity (UDA)	
	2018	2019
April	0	200
May	521	1,236
June	1,333	1,848
July	2,534	3,025
August	3,894	3,919
September	4,512	4,979
October	5,425	6,319
November	6,408	7,484
December	6,979	8,089
January	8,014	
February	9,361	
March	10,639	
April	11,383	
May	11,392	
June	11,400	

QUALITY

	Quantity	Base Number	Contract	AT	Region	England
% of FP17s for the same patient ID Re-attending within 3 months - Children	89	1,584	5.6%	11.6%	12.3%	11.8%
% of FP17s for the same patient ID Re-attending within 3 months - Adults	390	4,128	9.4%	14.8%	15.8%	15.6%
% of FP17s for the same patient ID Re-attending between 3 & 9 months - Children	1,032	1,584	65.2%	54.7%	60.1%	58.8%
% of FP17s for the same patient ID Re-attending between 3 & 9 months - Adults	1,891	4,128	45.8%	50.6%	53.3%	51.0%
% of FP17s for Band 1 Urgent Courses	153	4,882	3.1%	8.8%	9.0%	9.0%
% of FP17s Relating to Free Repair or Replacements	67	4,882	1.4%	1.2%	1.0%	0.8%
% of FP17s Relating to Continuations	41	4,882	0.8%	1.3%	1.0%	0.9%
% of Patients satisfied with the dentistry they have received	6	7	N/A	94.3%	93.8%	93.2%
% of Patients satisfied with the time they had to wait for an appointment	6	7	N/A	89.7%	89.4%	88.3%

* This is based on patients treated on this contract for their most recent course of treatment. Figures in italics indicate the base number of FP17s or Patient Questionnaire responses are less than 100. N/A is shown where the base number of responses is less than 10 during the period. % is calculated as Quantity/Base number*100

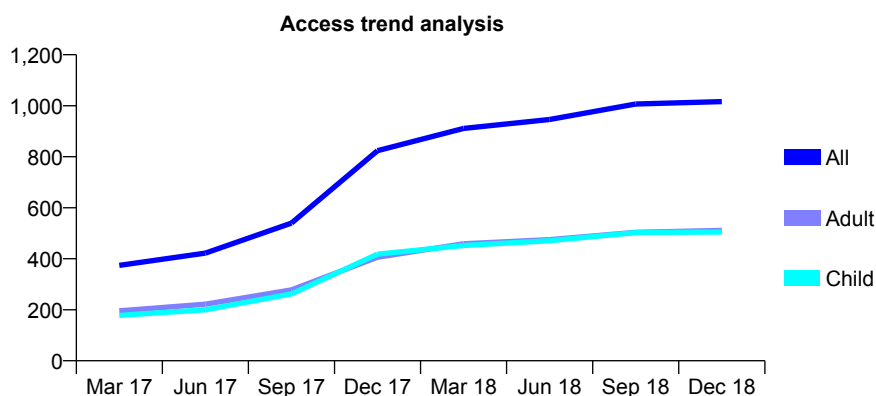
Q46 - Vital Signs At a Glance Contract Report for 100067/0000 - December 2018

Name or company name	ALWHCT
Contract type name	PDS Contract
Purpose of contract	General
Contract start date	01/04/2016
Contract end date	30/09/2019

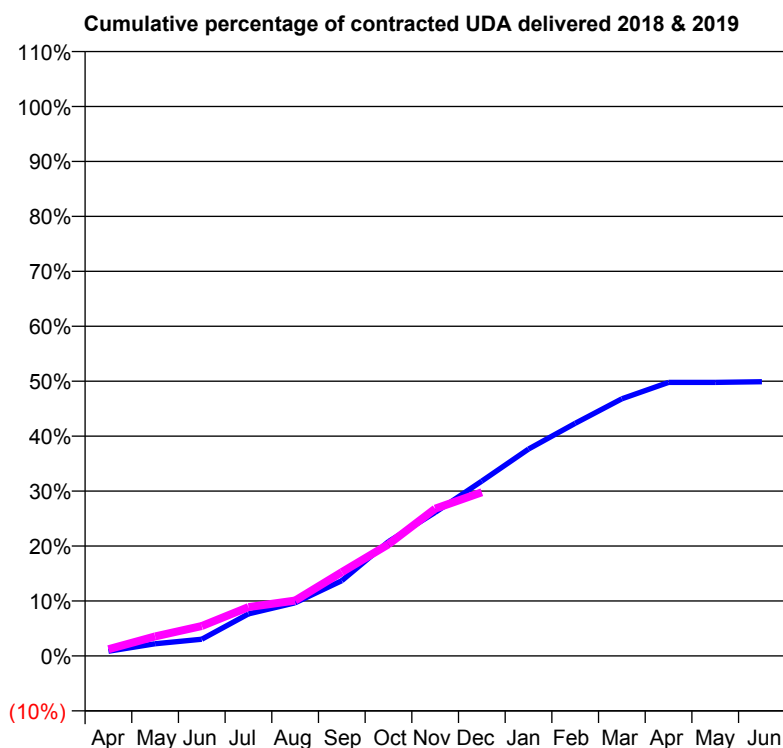
18/19 Contracted general activity (UDA)	3,900
Carry forward general activity (UDA)	0
18/19 Contracted orthodontic activity (UOA)	0
Carry forward orthodontic activity (UOA)	0
Baseline contract value	£0.00

ACCESS*

Patients seen in 24 months	Total	Change since previous quarter
Quarter ending December 2017	824	
Quarter ending March 2018	911	↑
Quarter ending June 2018	946	↑
Quarter ending September 2018	1,007	↑
Quarter ending December 2018	1,016	→
Variance since December 2017	23.3%	↑



ACTIVITY



Month	Adjusted Scheduled Activity (UDA)	
	2018	2019
April	34	48
May	86	138
June	119	213
July	298	347
August	377	393
September	534	595
October	811	792
November	1,019	1,045
December	1,241	1,161
January	1,469	
February	1,651	
March	1,826	
April	1,942	
May	1,942	
June	1,946	

QUALITY

	Quantity	Base Number	Contract	AT	Region	England
% of FP17s for the same patient ID Re-attending within 3 months - Children	9	474	1.9%	12.2%	12.3%	11.8%
% of FP17s for the same patient ID Re-attending within 3 months - Adults	22	399	5.5%	16.0%	15.8%	15.6%
% of FP17s for the same patient ID Re-attending between 3 & 9 months - Children	62	474	13.1%	58.0%	60.1%	58.8%
% of FP17s for the same patient ID Re-attending between 3 & 9 months - Adults	137	399	34.3%	51.3%	53.3%	51.0%
% of FP17s for Band 1 Urgent Courses	22	793	2.8%	10.1%	9.0%	9.0%
% of FP17s Relating to Free Repair or Replacements	0	793	0.0%	0.8%	1.0%	0.8%
% of FP17s Relating to Continuations	1	793	0.1%	0.9%	1.0%	0.9%
% of Patients satisfied with the dentistry they have received	0	0	N/A	95.3%	93.8%	93.2%
% of Patients satisfied with the time they had to wait for an appointment	0	0	N/A	89.3%	89.4%	88.3%

* This is based on patients treated on this contract for their most recent course of treatment. Figures in italics indicate the base number of FP17s or Patient Questionnaire responses are less than 100. N/A is shown where the base number of responses is less than 10 during the period. % is calculated as Quantity/Base number*100

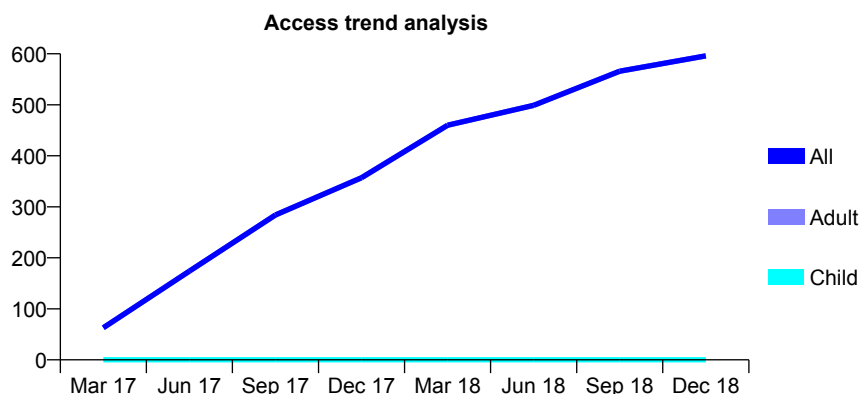
Q46 - Vital Signs At a Glance Contract Report for 100068/0000 - December 2018

Name or company name	ALWHCT
Contract type name	PDS Contract
Purpose of contract	General
Contract start date	01/04/2015
Contract end date	31/03/2020

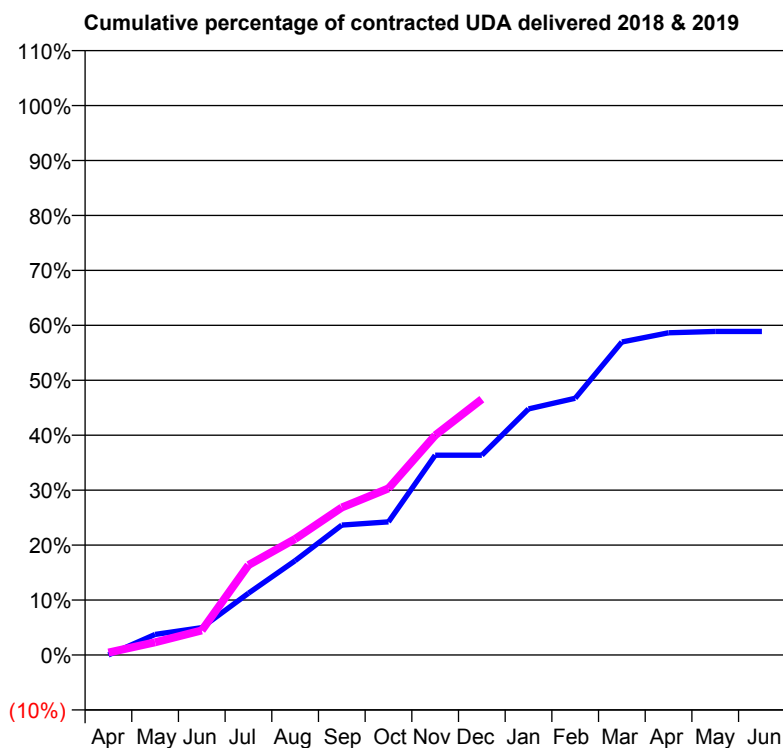
18/19 Contracted general activity (UDA)	2,070
Carry forward general activity (UDA)	0
18/19 Contracted orthodontic activity (UOA)	0
Carry forward orthodontic activity (UOA)	0
Baseline contract value	£0.00

ACCESS*

Patients seen in 24 months	Total	Change since previous quarter
Quarter ending December 2017	357	
Quarter ending March 2018	460	↑
Quarter ending June 2018	499	↑
Quarter ending September 2018	566	↑
Quarter ending December 2018	596	↑
Variance since December 2017	66.9%	↑



ACTIVITY



Month	Adjusted Scheduled Activity (UDA)	
	2018	2019
April	0	9
May	78	48
June	103	93
July	233	339
August	355	437
September	489	556
October	502	628
November	753	827
December	753	964
January	927	
February	967	
March	1,179	
April	1,214	
May	1,219	
June	1,219	

QUALITY

	Quantity	Base Number	Contract	AT	Region	England
% of FP17s for the same patient ID Re-attending within 3 months - Children	0	0	N/A	12.2%	12.3%	11.8%
% of FP17s for the same patient ID Re-attending within 3 months - Adults	114	426	26.8%	16.0%	15.8%	15.6%
% of FP17s for the same patient ID Re-attending between 3 & 9 months - Children	0	0	N/A	58.0%	60.1%	58.8%
% of FP17s for the same patient ID Re-attending between 3 & 9 months - Adults	21	426	4.9%	51.3%	53.3%	51.0%
% of FP17s for Band 1 Urgent Courses	117	406	28.8%	10.1%	9.0%	9.0%
% of FP17s Relating to Free Repair or Replacements	0	406	0.0%	0.8%	1.0%	0.8%
% of FP17s Relating to Continuations	0	406	0.0%	0.9%	1.0%	0.9%
% of Patients satisfied with the dentistry they have received	0	0	N/A	95.3%	93.8%	93.2%
% of Patients satisfied with the time they had to wait for an appointment	0	0	N/A	89.3%	89.4%	88.3%

* This is based on patients treated on this contract for their most recent course of treatment. Figures in italics indicate the base number of FP17s or Patient Questionnaire responses are less than 100. N/A is shown where the base number of responses is less than 10 during the period. % is calculated as Quantity/Base number*100

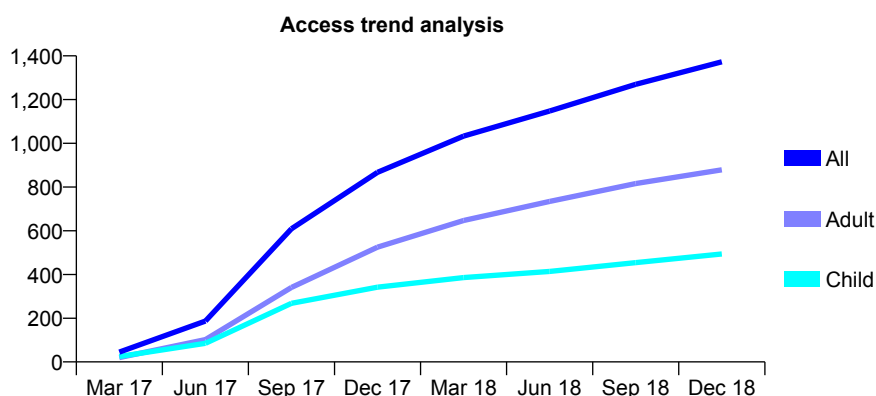
Q46 - Vital Signs At a Glance Contract Report for 100069/0000 - December 2018

Name or company name	ALWHCT
Contract type name	PDS Contract
Purpose of contract	General
Contract start date	01/04/2016
Contract end date	30/09/2019

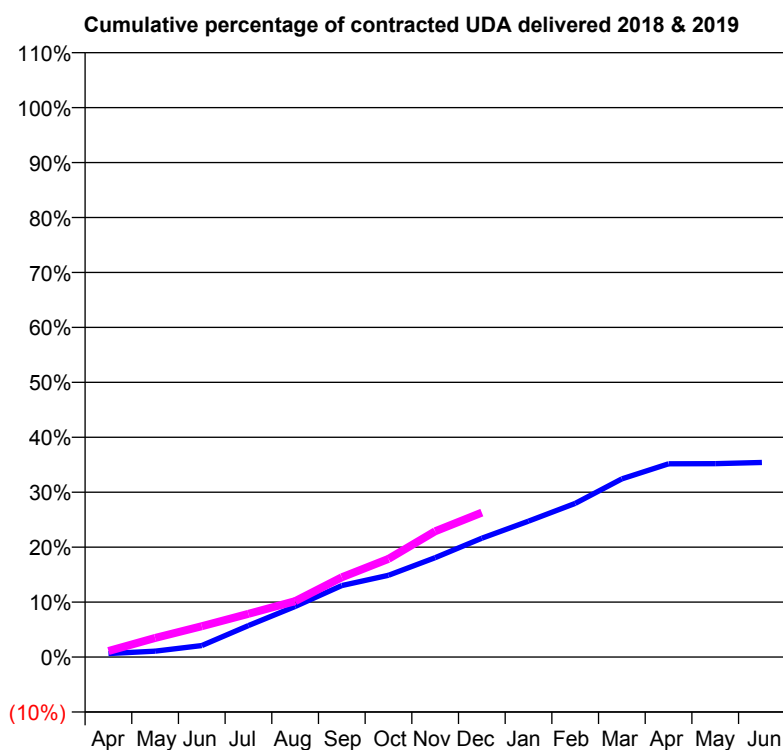
18/19 Contracted general activity (UDA)	7,000
Carry forward general activity (UDA)	0
18/19 Contracted orthodontic activity (UOA)	0
Carry forward orthodontic activity (UOA)	0
Baseline contract value	£0.00

ACCESS*

Patients seen in 24 months	Total	Change since previous quarter
Quarter ending December 2017	867	
Quarter ending March 2018	1,033	↑
Quarter ending June 2018	1,148	↑
Quarter ending September 2018	1,270	↑
Quarter ending December 2018	1,373	↑
Variance since December 2017	58.4%	↑



ACTIVITY



Month	Adjusted Scheduled Activity (UDA)	
	2018	2019
April	44	77
May	76	244
June	146	394
July	401	552
August	645	713
September	911	1,017
October	1,042	1,251
November	1,267	1,603
December	1,515	1,840
January	1,733	
February	1,958	
March	2,271	
April	2,461	
May	2,464	
June	2,479	

QUALITY

	Quantity	Base Number	Contract	AT	Region	England
% of FP17s for the same patient ID Re-attending within 3 months - Children	68	643	10.6%	12.2%	12.3%	11.8%
% of FP17s for the same patient ID Re-attending within 3 months - Adults	109	728	15.0%	16.0%	15.8%	15.6%
% of FP17s for the same patient ID Re-attending between 3 & 9 months - Children	207	643	32.2%	58.0%	60.1%	58.8%
% of FP17s for the same patient ID Re-attending between 3 & 9 months - Adults	269	728	37.0%	51.3%	53.3%	51.0%
% of FP17s for Band 1 Urgent Courses	69	1,233	5.6%	10.1%	9.0%	9.0%
% of FP17s Relating to Free Repair or Replacements	0	1,233	0.0%	0.8%	1.0%	0.8%
% of FP17s Relating to Continuations	2	1,233	0.2%	0.9%	1.0%	0.9%
% of Patients satisfied with the dentistry they have received	0	0	N/A	95.3%	93.8%	93.2%
% of Patients satisfied with the time they had to wait for an appointment	0	0	N/A	89.3%	89.4%	88.3%

* This is based on patients treated on this contract for their most recent course of treatment. Figures in italics indicate the base number of FP17s or Patient Questionnaire responses are less than 100. N/A is shown where the base number of responses is less than 10 during the period. % is calculated as Quantity/Base number*100

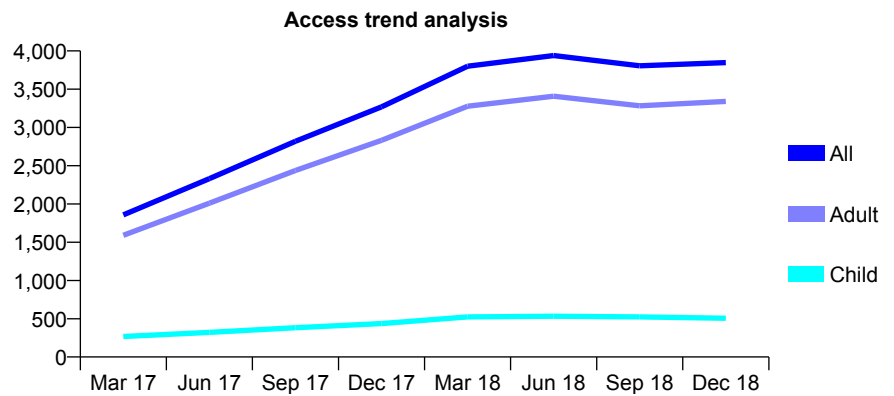
Q46 - Vital Signs At a Glance Contract Report for 100134/0000 - December 2018

Name or company name	REVIVE DENTAL CARE LIMITED
Contract type name	GDS Contract
Purpose of contract	General
Contract start date	01/04/2016
Contract end date	

18/19 Contracted general activity (UDA)	4,591
Carry forward general activity (UDA)	0
18/19 Contracted orthodontic activity (UOA)	0
Carry forward orthodontic activity (UOA)	0
Baseline contract value	£258,897.57

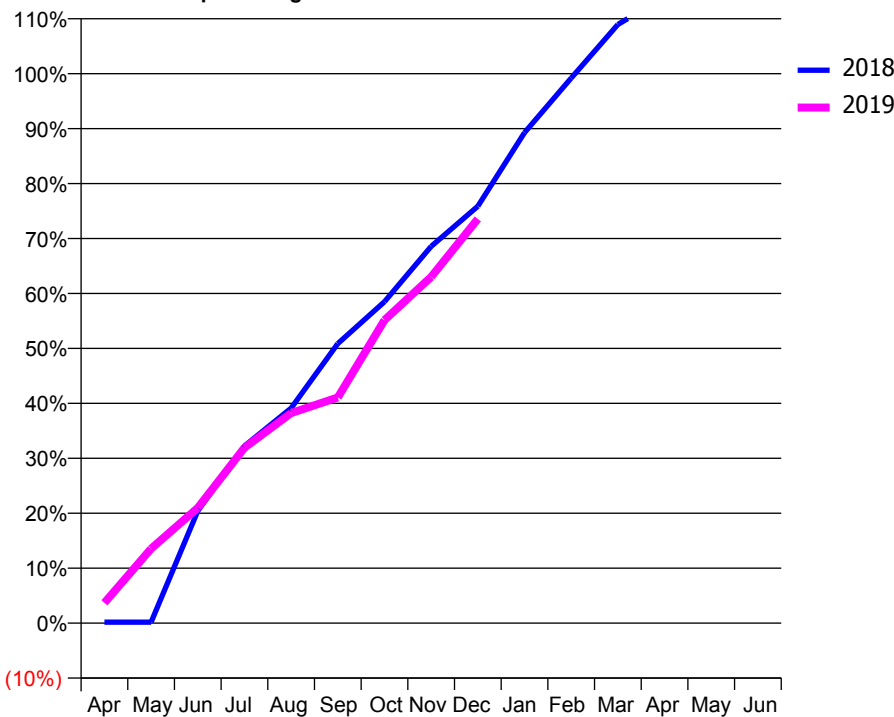
ACCESS*

Patients seen in 24 months	Total	Change since previous quarter
Quarter ending December 2017	3,269	
Quarter ending March 2018	3,800	↑
Quarter ending June 2018	3,940	↑
Quarter ending September 2018	3,806	↓
Quarter ending December 2018	3,847	→
Variance since December 2017	17.7%	↑



ACTIVITY

Cumulative percentage of contracted UDA delivered 2018 & 2019



Month	Adjusted Scheduled Activity (UDA)	
	2018	2019
April	8	170
May	8	622
June	938	963
July	1,480	1,465
August	1,797	1,756
September	2,336	1,885
October	2,685	2,532
November	3,148	2,892
December	3,483	3,378
January	4,098	
February	4,554	
March	5,002	
April	5,234	
May	5,296	
June	5,301	

QUALITY

	Quantity	Base Number	Contract	AT	Region	England
% of FP17s for the same patient ID Re-attending within 3 months - Children	16	454	3.5%	12.2%	12.3%	11.8%
% of FP17s for the same patient ID Re-attending within 3 months - Adults	104	2,375	4.4%	16.0%	15.8%	15.6%
% of FP17s for the same patient ID Re-attending between 3 & 9 months - Children	8	454	1.8%	58.0%	60.1%	58.8%
% of FP17s for the same patient ID Re-attending between 3 & 9 months - Adults	52	2,375	2.2%	51.3%	53.3%	51.0%
% of FP17s for Band 1 Urgent Courses	2,332	2,564	91.0%	10.1%	9.0%	9.0%
% of FP17s Relating to Free Repair or Replacements	3	2,564	0.1%	0.8%	1.0%	0.8%
% of FP17s Relating to Continuations	0	2,564	0.0%	0.9%	1.0%	0.9%
% of Patients satisfied with the dentistry they have received	0	0	N/A	95.3%	93.8%	93.2%
% of Patients satisfied with the time they had to wait for an appointment	0	0	N/A	89.3%	89.4%	88.3%

* This is based on patients treated on this contract for their most recent course of treatment. Figures in italics indicate the base number of FP17s or Patient Questionnaire responses are less than 100. N/A is shown where the base number of responses is less than 10 during the period. % is calculated as Quantity/Base number*100

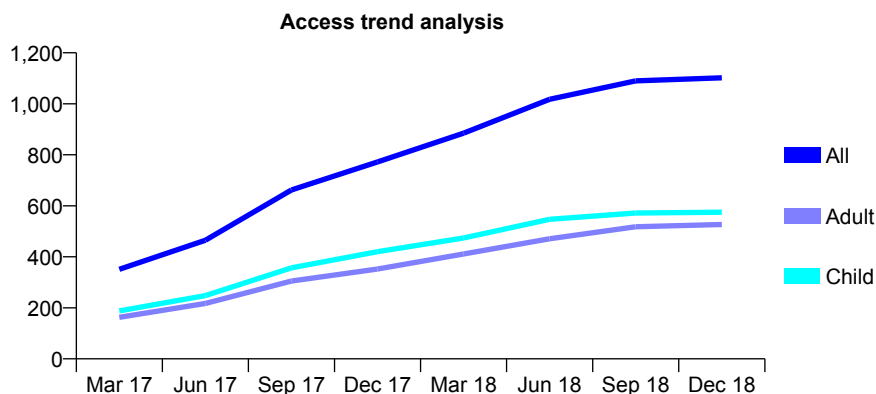
Q46 - Vital Signs At a Glance Contract Report for 100137/0000 - December 2018

Name or company name	ALWHCT
Contract type name	PDS Contract
Purpose of contract	General
Contract start date	01/04/2016
Contract end date	30/09/2019

18/19 Contracted general activity (UDA)	3,967
Carry forward general activity (UDA)	0
18/19 Contracted orthodontic activity (UOA)	0
Carry forward orthodontic activity (UOA)	0
Baseline contract value	£3.12

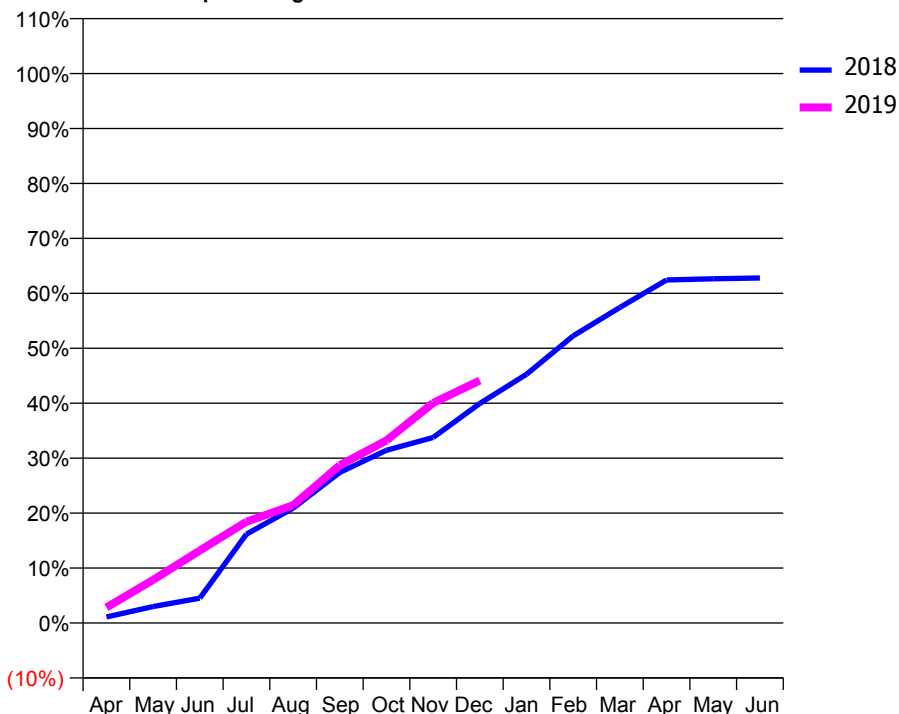
ACCESS*

Patients seen in 24 months	Total	Change since previous quarter
Quarter ending December 2017	772	
Quarter ending March 2018	885	↑
Quarter ending June 2018	1,018	↑
Quarter ending September 2018	1,090	↑
Quarter ending December 2018	1,102	→
Variance since December 2017	42.7%	↑



ACTIVITY

Cumulative percentage of contracted UDA delivered 2018 & 2019



Month	Adjusted Scheduled Activity (UDA)	
	2018	2019
April	44	112
May	119	312
June	180	523
July	642	732
August	830	850
September	1,087	1,139
October	1,247	1,318
November	1,339	1,589
December	1,585	1,750
January	1,796	
February	2,073	
March	2,278	
April	2,476	
May	2,485	
June	2,491	

QUALITY

	Quantity	Base Number	Contract	AT	Region	England
% of FP17s for the same patient ID Re-attending within 3 months - Children	67	728	9.2%	12.2%	12.3%	11.8%
% of FP17s for the same patient ID Re-attending within 3 months - Adults	51	467	10.9%	16.0%	15.8%	15.6%
% of FP17s for the same patient ID Re-attending between 3 & 9 months - Children	187	728	25.7%	58.0%	60.1%	58.8%
% of FP17s for the same patient ID Re-attending between 3 & 9 months - Adults	191	467	40.9%	51.3%	53.3%	51.0%
% of FP17s for Band 1 Urgent Courses	52	1,054	4.9%	10.1%	9.0%	9.0%
% of FP17s Relating to Free Repair or Replacements	0	1,054	0.0%	0.8%	1.0%	0.8%
% of FP17s Relating to Continuations	1	1,054	0.1%	0.9%	1.0%	0.9%
% of Patients satisfied with the dentistry they have received	0	0	N/A	95.3%	93.8%	93.2%
% of Patients satisfied with the time they had to wait for an appointment	0	0	N/A	89.3%	89.4%	88.3%

* This is based on patients treated on this contract for their most recent course of treatment. Figures in italics indicate the base number of FP17s or Patient Questionnaire responses are less than 100. N/A is shown where the base number of responses is less than 10 during the period. % is calculated as Quantity/Base number*100

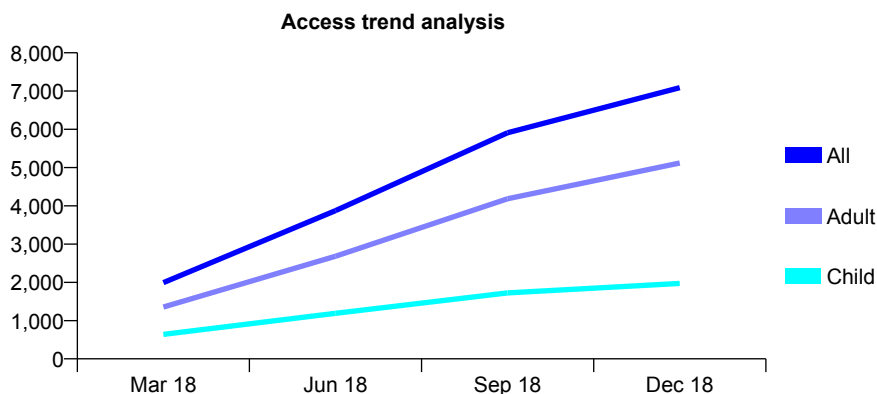
Q46 - Vital Signs At a Glance Contract Report for 100554/0000 - December 2018

Name or company name	Shaw Family Dental Practice Partnership
Contract type name	GDS Contract
Purpose of contract	General
Contract start date	01/01/2018
Contract end date	

18/19 Contracted general activity (UDA)	29,053
Carry forward general activity (UDA)	0
18/19 Contracted orthodontic activity (UOA)	0
Carry forward orthodontic activity (UOA)	0
Baseline contract value	£895,970.92

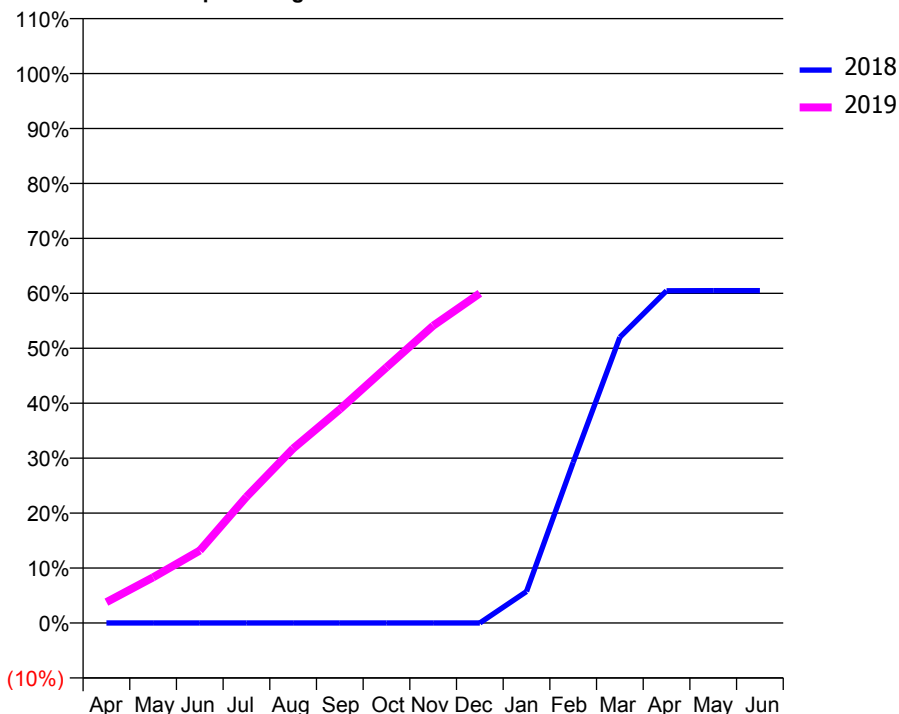
ACCESS*

Patients seen in 24 months	Total	Change since previous quarter
Quarter ending December 2017	0	
Quarter ending March 2018	1,991	
Quarter ending June 2018	3,873	↑
Quarter ending September 2018	5,909	↑
Quarter ending December 2018	7,088	↑
Variance since December 2017	N/A	



ACTIVITY

Cumulative percentage of contracted UDA delivered 2018 & 2019



Month	Adjusted Scheduled Activity (UDA)	
	2018	2019
April	0	1,104
May	0	2,417
June	0	3,832
July	0	6,676
August	0	9,226
September	0	11,299
October	0	13,521
November	0	15,715
December	0	17,431
January	417	
February	2,124	
March	3,778	
April	4,392	
May	4,394	
June	4,394	

QUALITY

	Quantity	Base Number	Contract	AT	Region	England
% of FP17s for the same patient ID Re-attending within 3 months - Children	120	2,250	5.3%	12.2%	12.3%	11.8%
% of FP17s for the same patient ID Re-attending within 3 months - Adults	503	5,634	8.9%	16.0%	15.8%	15.6%
% of FP17s for the same patient ID Re-attending between 3 & 9 months - Children	632	2,250	28.1%	58.0%	60.1%	58.8%
% of FP17s for the same patient ID Re-attending between 3 & 9 months - Adults	1,074	5,634	19.1%	51.3%	53.3%	51.0%
% of FP17s for Band 1 Urgent Courses	440	7,619	5.8%	10.1%	9.0%	9.0%
% of FP17s Relating to Free Repair or Replacements	51	7,619	0.7%	0.8%	1.0%	0.8%
% of FP17s Relating to Continuations	115	7,619	1.5%	0.9%	1.0%	0.9%
% of Patients satisfied with the dentistry they have received	1	1	N/A	95.3%	93.8%	93.2%
% of Patients satisfied with the time they had to wait for an appointment	1	1	N/A	89.3%	89.4%	88.3%

* This is based on patients treated on this contract for their most recent course of treatment. Figures in italics indicate the base number of FP17s or Patient Questionnaire responses are less than 100. N/A is shown where the base number of responses is less than 10 during the period. % is calculated as Quantity/Base number*100

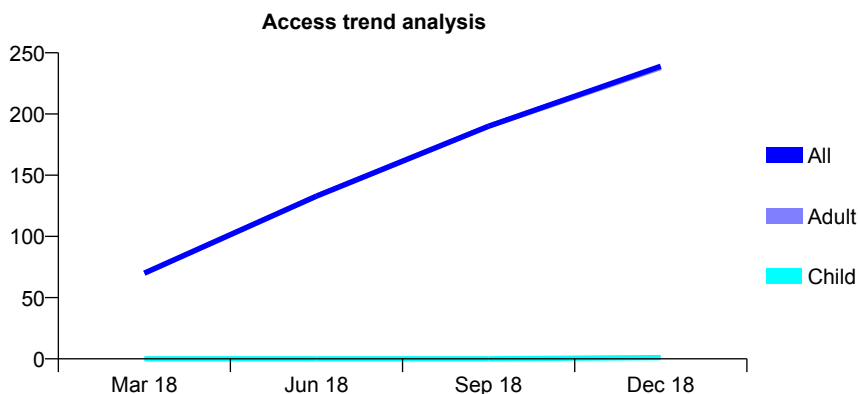
Q46 - Vital Signs At a Glance Contract Report for 100556/0000 - December 2018

Name or company name	Shaw Family Dental Practice Partnership
Contract type name	GDS Contract
Purpose of contract	General
Contract start date	01/01/2018
Contract end date	

18/19 Contracted general activity (UDA)	494
Carry forward general activity (UDA)	0
18/19 Contracted orthodontic activity (UOA)	0
Carry forward orthodontic activity (UOA)	0
Baseline contract value	£17,616.06

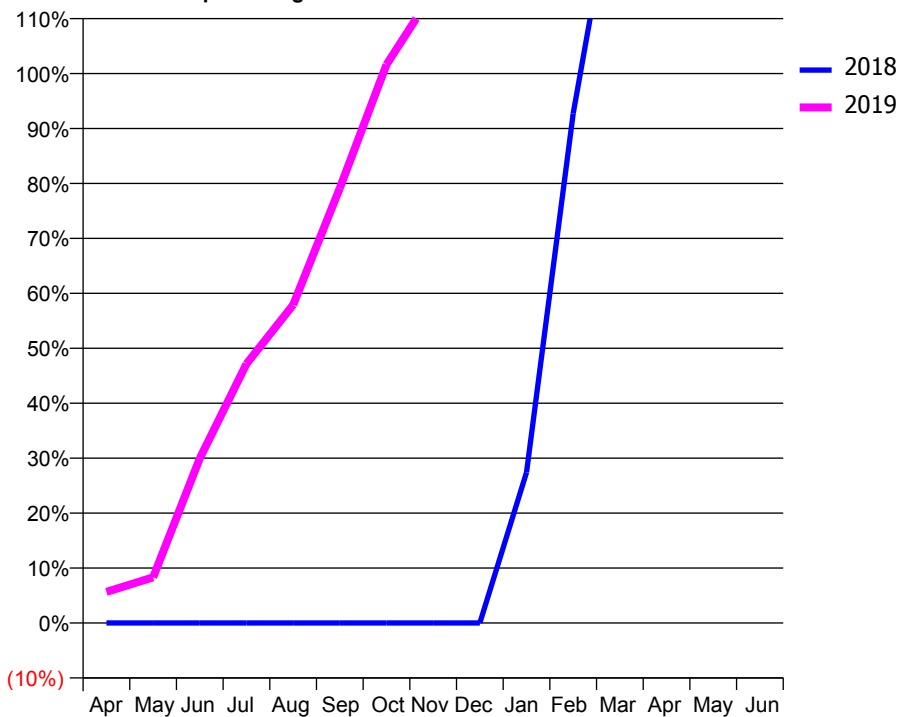
ACCESS*

Patients seen in 24 months	Total	Change since previous quarter
Quarter ending December 2017	0	
Quarter ending March 2018	70	
Quarter ending June 2018	133	↑
Quarter ending September 2018	190	↑
Quarter ending December 2018	239	↑
Variance since December 2017	N/A	



ACTIVITY

Cumulative percentage of contracted UDA delivered 2018 & 2019



Month	Adjusted Scheduled Activity (UDA)	
	2018	2019
April	0	28
May	0	41
June	0	148
July	0	233
August	0	286
September	0	391
October	0	502
November	0	567
December	0	674
January	34	
February	115	
March	174	
April	201	
May	201	
June	201	

QUALITY

	Quantity	Base Number	Contract	AT	Region	England
% of FP17s for the same patient ID Re-attending within 3 months - Children	0	3	0.0%	12.2%	12.3%	11.8%
% of FP17s for the same patient ID Re-attending within 3 months - Adults	0	287	0.0%	16.0%	15.8%	15.6%
% of FP17s for the same patient ID Re-attending between 3 & 9 months - Children	0	3	0.0%	58.0%	60.1%	58.8%
% of FP17s for the same patient ID Re-attending between 3 & 9 months - Adults	0	287	0.0%	51.3%	53.3%	51.0%
% of FP17s for Band 1 Urgent Courses	0	278	0.0%	10.1%	9.0%	9.0%
% of FP17s Relating to Free Repair or Replacements	0	278	0.0%	0.8%	1.0%	0.8%
% of FP17s Relating to Continuations	0	278	0.0%	0.9%	1.0%	0.9%
% of Patients satisfied with the dentistry they have received	0	0	N/A	95.3%	93.8%	93.2%
% of Patients satisfied with the time they had to wait for an appointment	0	0	N/A	89.3%	89.4%	88.3%

* This is based on patients treated on this contract for their most recent course of treatment. Figures in italics indicate the base number of FP17s or Patient Questionnaire responses are less than 100. N/A is shown where the base number of responses is less than 10 during the period. % is calculated as Quantity/Base number*100

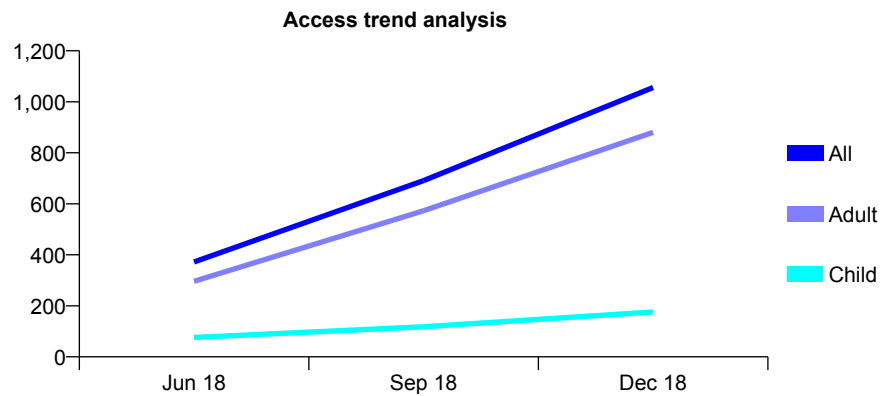
Q46 - Vital Signs At a Glance Contract Report for 100606/0000 - December 2018

Name or company name	REVIVE DENTAL CARE LIMITED
Contract type name	GDS Contract
Purpose of contract	General
Contract start date	01/04/2018
Contract end date	

18/19 Contracted general activity (UDA)	5,495
Carry forward general activity (UDA)	0
18/19 Contracted orthodontic activity (UOA)	0
Carry forward orthodontic activity (UOA)	0
Baseline contract value	£161,427.17

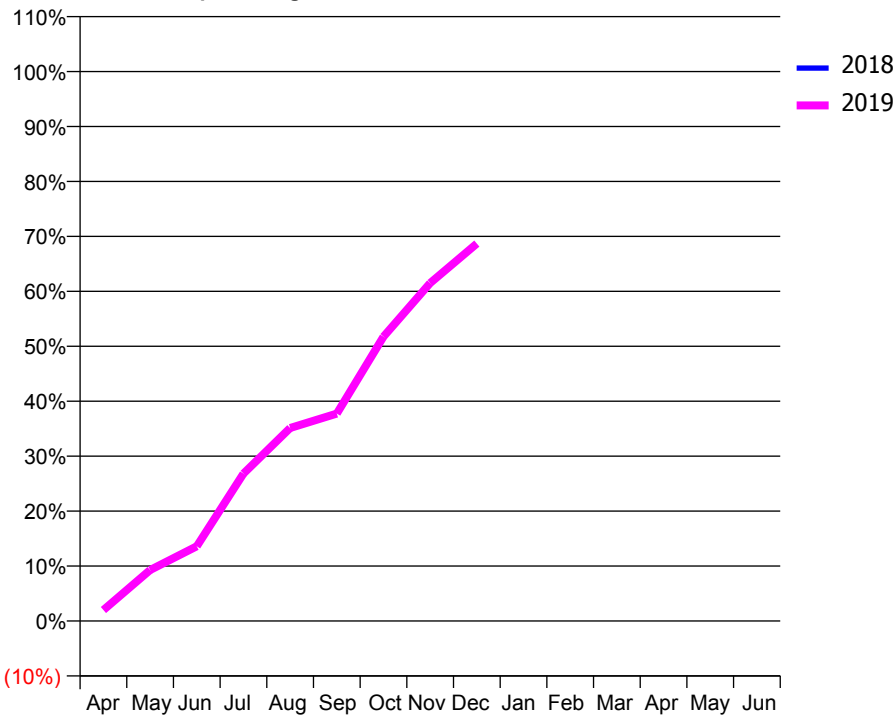
ACCESS*

Patients seen in 24 months	Total	Change since previous quarter
Quarter ending December 2017	0	
Quarter ending March 2018	0	
Quarter ending June 2018	372	↑
Quarter ending September 2018	691	↑
Quarter ending December 2018	1,056	↑
Variance since December 2017	N/A	



ACTIVITY

Cumulative percentage of contracted UDA delivered 2018 & 2019



Month	Adjusted Scheduled Activity (UDA)	
	2018	2019
April	0	111
May	0	510
June	0	748
July	0	1,475
August	0	1,930
September	0	2,075
October	0	2,843
November	0	3,380
December	0	3,775
January	0	
February	0	
March	0	
April	0	
May	0	
June	0	

QUALITY

	Quantity	Base Number	Contract	AT	Region	England
% of FP17s for the same patient ID Re-attending within 3 months - Children	15	252	6.0%	12.2%	12.3%	11.8%
% of FP17s for the same patient ID Re-attending within 3 months - Adults	132	1,286	10.3%	16.0%	15.8%	15.6%
% of FP17s for the same patient ID Re-attending between 3 & 9 months - Children	29	252	11.5%	58.0%	60.1%	58.8%
% of FP17s for the same patient ID Re-attending between 3 & 9 months - Adults	75	1,286	5.8%	51.3%	53.3%	51.0%
% of FP17s for Band 1 Urgent Courses	359	1,538	23.3%	10.1%	9.0%	9.0%
% of FP17s Relating to Free Repair or Replacements	3	1,538	0.2%	0.8%	1.0%	0.8%
% of FP17s Relating to Continuations	1	1,538	0.1%	0.9%	1.0%	0.9%
% of Patients satisfied with the dentistry they have received	0	0	N/A	95.3%	93.8%	93.2%
% of Patients satisfied with the time they had to wait for an appointment	0	0	N/A	89.3%	89.4%	88.3%

* This is based on patients treated on this contract for their most recent course of treatment. Figures in italics indicate the base number of FP17s or Patient Questionnaire responses are less than 100. N/A is shown where the base number of responses is less than 10 during the period. % is calculated as Quantity/Base number*100

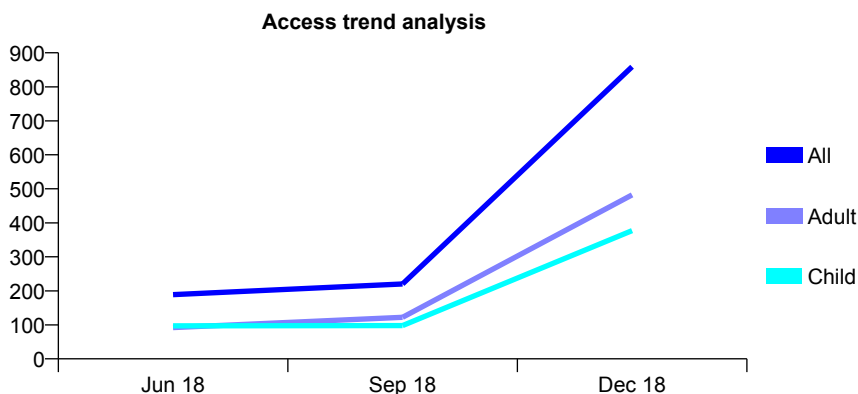
Q46 - Vital Signs At a Glance Contract Report for 100607/0000 - December 2018

Name or company name	MR ND SLATTERY
Contract type name	PDS Contract
Purpose of contract	General
Contract start date	01/04/2018
Contract end date	31/03/2021

18/19 Contracted general activity (UDA)	5,342
Carry forward general activity (UDA)	0
18/19 Contracted orthodontic activity (UOA)	0
Carry forward orthodontic activity (UOA)	0
Baseline contract value	£161,427.17

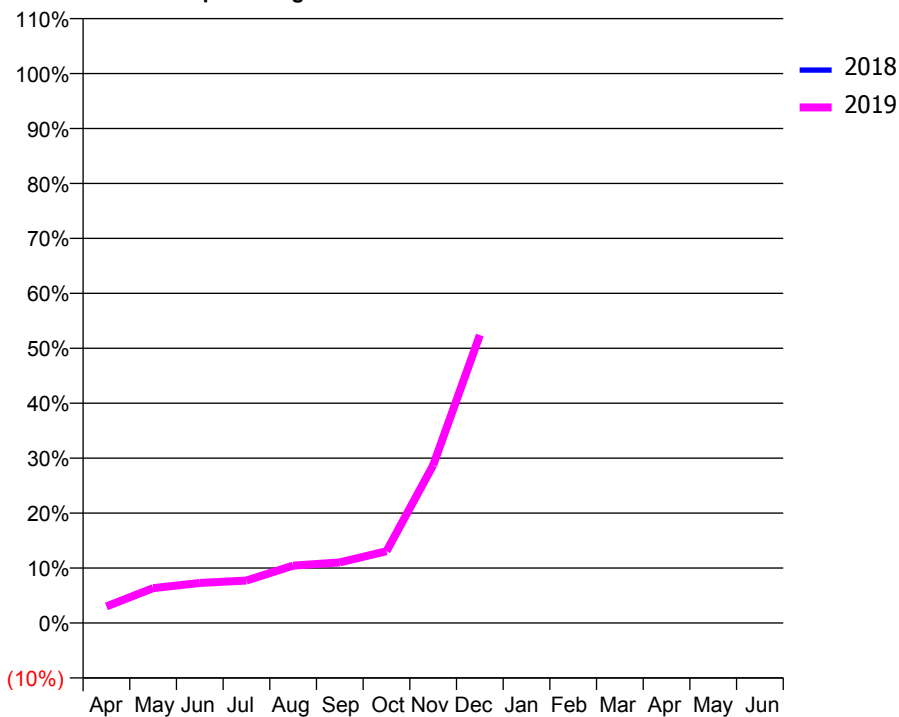
ACCESS*

Patients seen in 24 months	Total	Change since previous quarter
Quarter ending December 2017	0	
Quarter ending March 2018	0	
Quarter ending June 2018	189	↑
Quarter ending September 2018	220	↑
Quarter ending December 2018	859	↑
Variance since December 2017	N/A	



ACTIVITY

Cumulative percentage of contracted UDA delivered 2018 & 2019



Month	Adjusted Scheduled Activity (UDA)	
	2018	2019
April	0	162
May	0	339
June	0	390
July	0	413
August	0	559
September	0	589
October	0	698
November	0	1,534
December	0	2,799
January	0	
February	0	
March	0	
April	0	
May	0	
June	0	

QUALITY

	Quantity	Base Number	Contract	AT	Region	England
% of FP17s for the same patient ID Re-attending within 3 months - Children	20	593	3.4%	12.2%	12.3%	11.8%
% of FP17s for the same patient ID Re-attending within 3 months - Adults	18	575	3.1%	16.0%	15.8%	15.6%
% of FP17s for the same patient ID Re-attending between 3 & 9 months - Children	81	593	13.7%	58.0%	60.1%	58.8%
% of FP17s for the same patient ID Re-attending between 3 & 9 months - Adults	34	575	5.9%	51.3%	53.3%	51.0%
% of FP17s for Band 1 Urgent Courses	20	1,168	1.7%	10.1%	9.0%	9.0%
% of FP17s Relating to Free Repair or Replacements	11	1,168	0.9%	0.8%	1.0%	0.8%
% of FP17s Relating to Continuations	4	1,168	0.3%	0.9%	1.0%	0.9%
% of Patients satisfied with the dentistry they have received	0	0	N/A	95.3%	93.8%	93.2%
% of Patients satisfied with the time they had to wait for an appointment	0	0	N/A	89.3%	89.4%	88.3%

* This is based on patients treated on this contract for their most recent course of treatment. Figures in italics indicate the base number of FP17s or Patient Questionnaire responses are less than 100. N/A is shown where the base number of responses is less than 10 during the period. % is calculated as Quantity/Base number*100

Q46 - Vital Signs At a Glance Contract Report for 100632/0000 - December 2018


Name or company name	Kings Dental Centre
Contract type name	PDS Contract
Purpose of contract	General
Contract start date	01/04/2018
Contract end date	31/03/2021

18/19 Contracted general activity (UDA)	5,495
Carry forward general activity (UDA)	0
18/19 Contracted orthodontic activity (UOA)	0
Carry forward orthodontic activity (UOA)	0
Baseline contract value	£161,427.17

ACCESS*

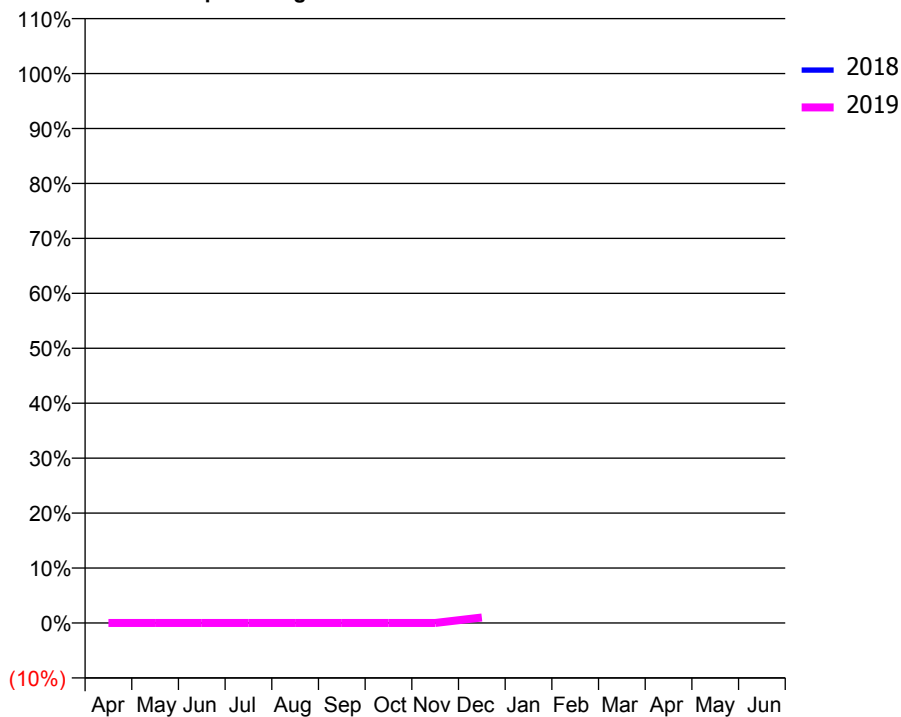
Patients seen in 24 months	Total	Change since previous quarter
Quarter ending December 2017	0	
Quarter ending March 2018	0	
Quarter ending June 2018	0	
Quarter ending September 2018	0	
Quarter ending December 2018	59	↑
Variance since December 2017	N/A	

Access trend analysis



ACTIVITY

Cumulative percentage of contracted UDA delivered 2018 & 2019



Month	Adjusted Scheduled Activity (UDA)	
	2018	2019
April	0	0
May	0	0
June	0	0
July	0	0
August	0	0
September	0	0
October	0	0
November	0	0
December	0	56
January	0	
February	0	
March	0	
April	0	
May	0	
June	0	

QUALITY

	Quantity	Base Number	Contract	AT	Region	England
% of FP17s for the same patient ID Re-attending within 3 months - Children	0	7	0.0%	12.2%	12.3%	11.8%
% of FP17s for the same patient ID Re-attending within 3 months - Adults	0	16	0.0%	16.0%	15.8%	15.6%
% of FP17s for the same patient ID Re-attending between 3 & 9 months - Children	0	7	0.0%	58.0%	60.1%	58.8%
% of FP17s for the same patient ID Re-attending between 3 & 9 months - Adults	0	16	0.0%	51.3%	53.3%	51.0%
% of FP17s for Band 1 Urgent Courses	0	23	0.0%	10.1%	9.0%	9.0%
% of FP17s Relating to Free Repair or Replacements	0	23	0.0%	0.8%	1.0%	0.8%
% of FP17s Relating to Continuations	0	23	0.0%	0.9%	1.0%	0.9%
% of Patients satisfied with the dentistry they have received	0	0	N/A	95.3%	93.8%	93.2%
% of Patients satisfied with the time they had to wait for an appointment	0	0	N/A	89.3%	89.4%	88.3%

* This is based on patients treated on this contract for their most recent course of treatment. Figures in italics indicate the base number of FP17s or Patient Questionnaire responses are less than 100. N/A is shown where the base number of responses is less than 10 during the period. % is calculated as Quantity/Base number*100

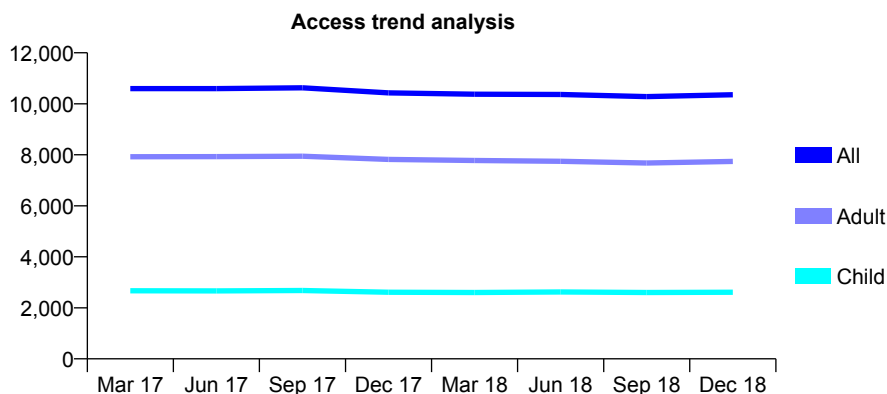
Q46 - Vital Signs At a Glance Contract Report for 101281/0068 - December 2018

Name or company name	OASIS DENTAL CARE LTD
Contract type name	GDS Contract
Purpose of contract	General
Contract start date	01/04/2006
Contract end date	

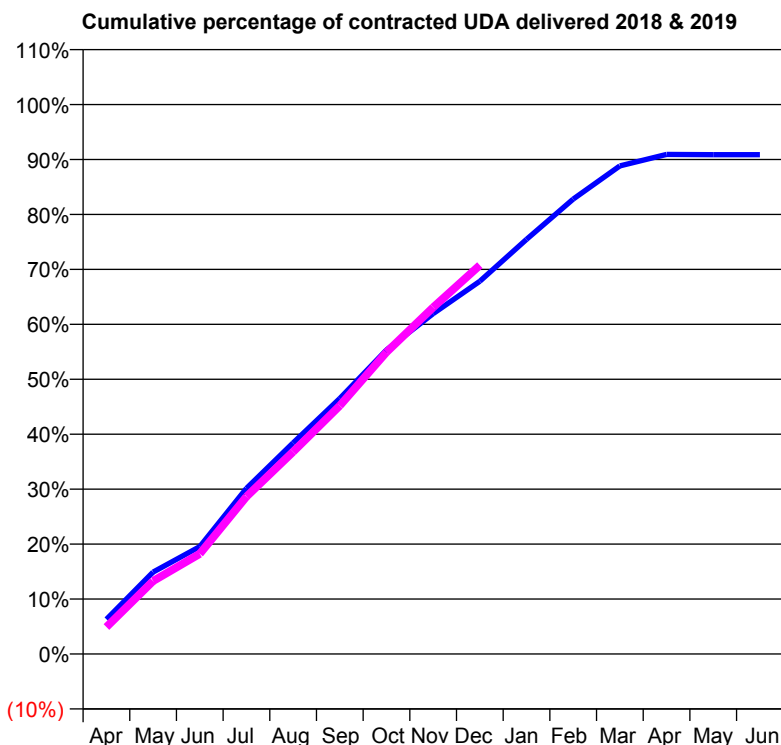
18/19 Contracted general activity (UDA)	34,022
Carry forward general activity (UDA)	0
18/19 Contracted orthodontic activity (UOA)	0
Carry forward orthodontic activity (UOA)	0
Baseline contract value	£865,166.77

ACCESS*

Patients seen in 24 months	Total	Change since previous quarter
Quarter ending December 2017	10,430	
Quarter ending March 2018	10,379	→
Quarter ending June 2018	10,367	→
Quarter ending September 2018	10,280	→
Quarter ending December 2018	10,356	→
Variance since December 2017	(0.7%)	→



ACTIVITY



Month	Adjusted Scheduled Activity (UDA)	
	2018	2019
April	2,148	1,675
May	5,071	4,523
June	6,651	6,202
July	10,257	9,746
August	13,074	12,517
September	15,822	15,379
October	18,826	18,691
November	21,076	21,465
December	23,084	24,074
January	25,674	
February	28,165	
March	30,224	
April	30,934	
May	30,916	
June	30,915	

QUALITY

	Quantity	Base Number	Contract	AT	Region	England
% of FP17s for the same patient ID Re-attending within 3 months - Children	394	3,527	11.2%	12.2%	12.3%	11.8%
% of FP17s for the same patient ID Re-attending within 3 months - Adults	1,318	8,748	15.1%	16.0%	15.8%	15.6%
% of FP17s for the same patient ID Re-attending between 3 & 9 months - Children	2,163	3,527	61.3%	58.0%	60.1%	58.8%
% of FP17s for the same patient ID Re-attending between 3 & 9 months - Adults	4,687	8,748	53.6%	51.3%	53.3%	51.0%
% of FP17s for Band 1 Urgent Courses	879	11,920	7.4%	10.1%	9.0%	9.0%
% of FP17s Relating to Free Repair or Replacements	126	11,920	1.1%	0.8%	1.0%	0.8%
% of FP17s Relating to Continuations	184	11,920	1.5%	0.9%	1.0%	0.9%
% of Patients satisfied with the dentistry they have received	3	3	N/A	95.3%	93.8%	93.2%
% of Patients satisfied with the time they had to wait for an appointment	3	3	N/A	89.3%	89.4%	88.3%

* This is based on patients treated on this contract for their most recent course of treatment. Figures in italics indicate the base number of FP17s or Patient Questionnaire responses are less than 100. N/A is shown where the base number of responses is less than 10 during the period. % is calculated as Quantity/Base number*100

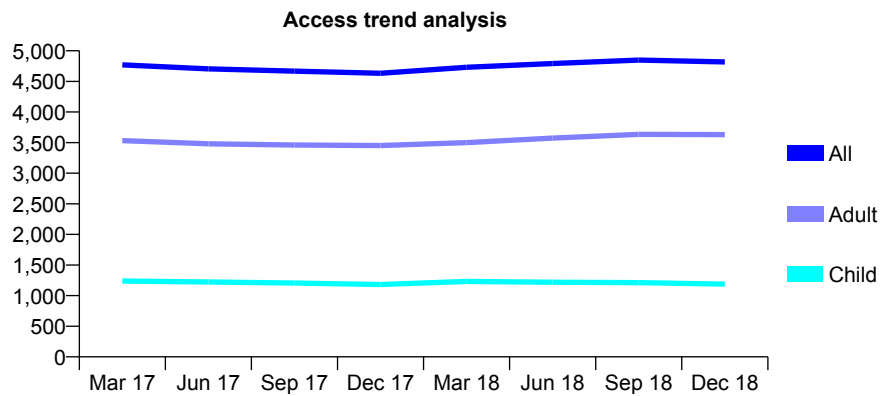
Q46 - Vital Signs At a Glance Contract Report for 101281/0084 - December 2018

Name or company name	OASIS DENTAL CARE LTD
Contract type name	GDS Contract
Purpose of contract	General
Contract start date	01/04/2006
Contract end date	

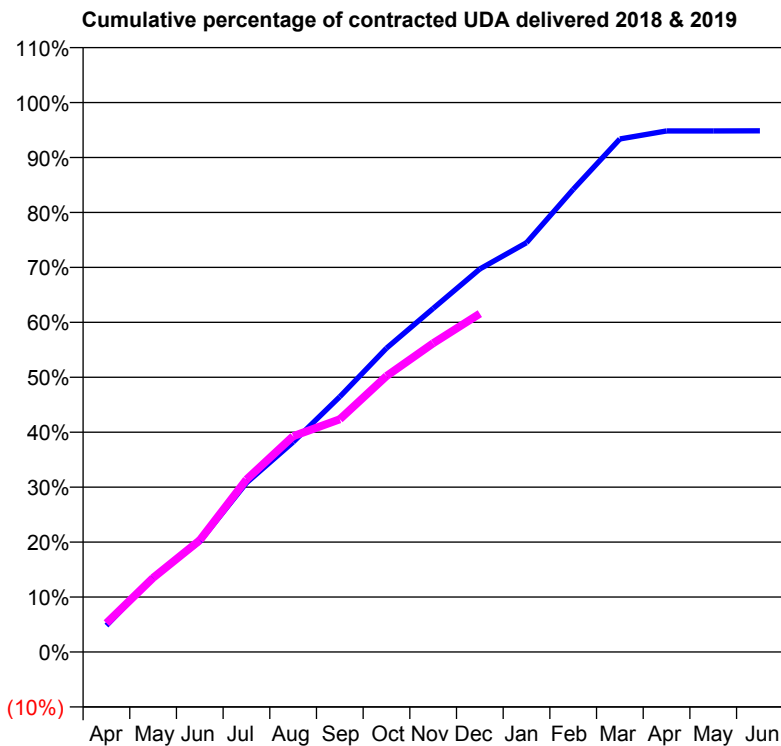
18/19 Contracted general activity (UDA)	18,625
Carry forward general activity (UDA)	0
18/19 Contracted orthodontic activity (UOA)	0
Carry forward orthodontic activity (UOA)	0
Baseline contract value	£519,366.69

ACCESS*

Patients seen in 24 months	Total	Change since previous quarter
Quarter ending December 2017	4,633	
Quarter ending March 2018	4,732	↑
Quarter ending June 2018	4,793	→
Quarter ending September 2018	4,848	→
Quarter ending December 2018	4,819	→
Variance since December 2017	4.0%	↑



ACTIVITY



Month	Adjusted Scheduled Activity (UDA)	
	2018	2019
April	895	980
May	2,534	2,515
June	3,743	3,791
July	5,732	5,845
August	7,117	7,313
September	8,654	7,890
October	10,298	9,352
November	11,643	10,463
December	12,983	11,467
January	13,875	
February	15,682	
March	17,389	
April	17,660	
May	17,663	
June	17,664	

QUALITY

	Quantity	Base Number	Contract	AT	Region	England
% of FP17s for the same patient ID Re-attending within 3 months - Children	104	1,376	7.6%	12.2%	12.3%	11.8%
% of FP17s for the same patient ID Re-attending within 3 months - Adults	631	4,017	15.7%	16.0%	15.8%	15.6%
% of FP17s for the same patient ID Re-attending between 3 & 9 months - Children	909	1,376	66.1%	58.0%	60.1%	58.8%
% of FP17s for the same patient ID Re-attending between 3 & 9 months - Adults	2,112	4,017	52.6%	51.3%	53.3%	51.0%
% of FP17s for Band 1 Urgent Courses	353	5,231	6.7%	10.1%	9.0%	9.0%
% of FP17s Relating to Free Repair or Replacements	19	5,231	0.4%	0.8%	1.0%	0.8%
% of FP17s Relating to Continuations	117	5,231	2.2%	0.9%	1.0%	0.9%
% of Patients satisfied with the dentistry they have received	0	0	N/A	95.3%	93.8%	93.2%
% of Patients satisfied with the time they had to wait for an appointment	0	0	N/A	89.3%	89.4%	88.3%

* This is based on patients treated on this contract for their most recent course of treatment. Figures in italics indicate the base number of FP17s or Patient Questionnaire responses are less than 100. N/A is shown where the base number of responses is less than 10 during the period. % is calculated as Quantity/Base number*100

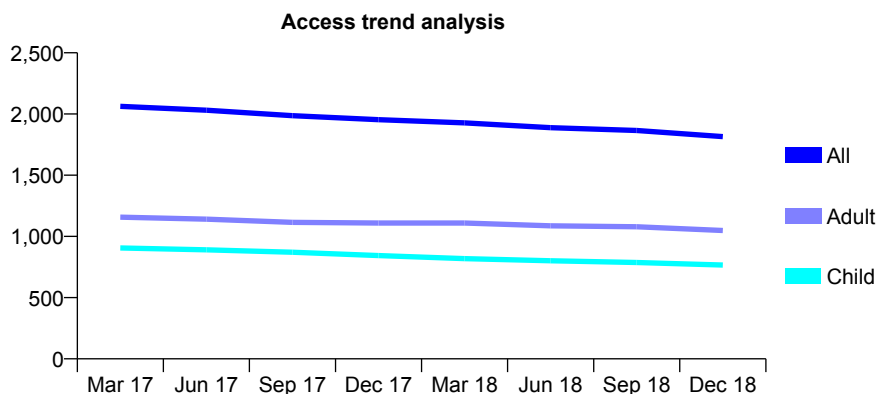
Q46 - Vital Signs At a Glance Contract Report for 101281/0087 - December 2018

Name or company name	OASIS DENTAL CARE LTD
Contract type name	GDS Contract
Purpose of contract	General
Contract start date	01/04/2006
Contract end date	

18/19 Contracted general activity (UDA)	5,197
Carry forward general activity (UDA)	48
18/19 Contracted orthodontic activity (UOA)	0
Carry forward orthodontic activity (UOA)	0
Baseline contract value	£116,021.77

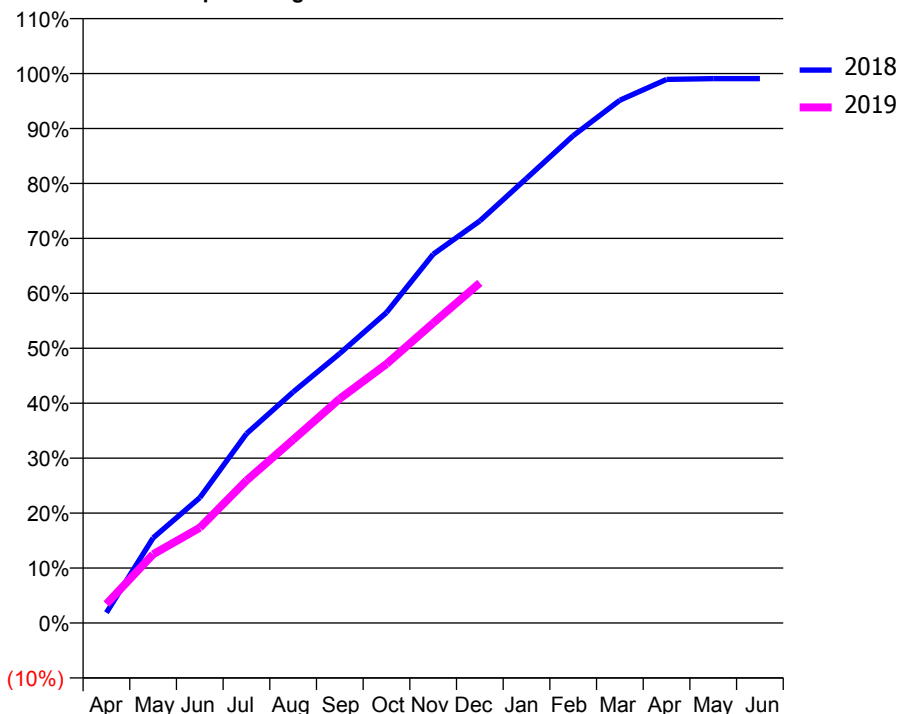
ACCESS*

Patients seen in 24 months	Total	Change since previous quarter
Quarter ending December 2017	1,954	
Quarter ending March 2018	1,928	↓
Quarter ending June 2018	1,888	↓
Quarter ending September 2018	1,866	↓
Quarter ending December 2018	1,815	↓
Variance since December 2017	(7.1%)	↓



ACTIVITY

Cumulative percentage of contracted UDA delivered 2018 & 2019



Month	Adjusted Scheduled Activity (UDA)	
	2018	2019
April	98	180
May	806	650
June	1,185	901
July	1,790	1,347
August	2,185	1,733
September	2,550	2,122
October	2,937	2,450
November	3,487	2,837
December	3,803	3,217
January	4,206	
February	4,609	
March	4,945	
April	5,141	
May	5,149	
June	5,149	

QUALITY

	Quantity	Base Number	Contract	AT	Region	England
% of FP17s for the same patient ID Re-attending within 3 months - Children	75	998	7.5%	12.2%	12.3%	11.8%
% of FP17s for the same patient ID Re-attending within 3 months - Adults	216	1,193	18.1%	16.0%	15.8%	15.6%
% of FP17s for the same patient ID Re-attending between 3 & 9 months - Children	737	998	73.8%	58.0%	60.1%	58.8%
% of FP17s for the same patient ID Re-attending between 3 & 9 months - Adults	724	1,193	60.7%	51.3%	53.3%	51.0%
% of FP17s for Band 1 Urgent Courses	25	2,103	1.2%	10.1%	9.0%	9.0%
% of FP17s Relating to Free Repair or Replacements	27	2,103	1.3%	0.8%	1.0%	0.8%
% of FP17s Relating to Continuations	116	2,103	5.5%	0.9%	1.0%	0.9%
% of Patients satisfied with the dentistry they have received	0	0	N/A	95.3%	93.8%	93.2%
% of Patients satisfied with the time they had to wait for an appointment	0	0	N/A	89.3%	89.4%	88.3%

* This is based on patients treated on this contract for their most recent course of treatment. Figures in italics indicate the base number of FP17s or Patient Questionnaire responses are less than 100. N/A is shown where the base number of responses is less than 10 during the period. % is calculated as Quantity/Base number*100

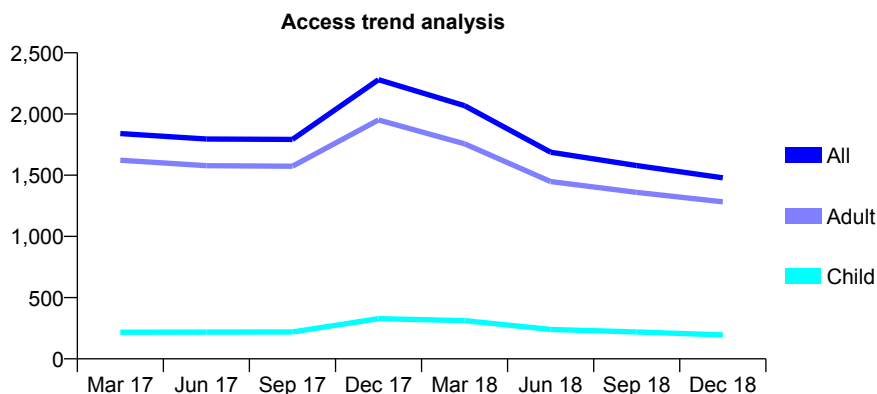
Q46 - Vital Signs At a Glance Contract Report for 101281/0113 - December 2018

Name or company name	OASIS DENTAL CARE LTD
Contract type name	GDS Contract
Purpose of contract	General
Contract start date	01/04/2006
Contract end date	

18/19 Contracted general activity (UDA)	5,042
Carry forward general activity (UDA)	-101
18/19 Contracted orthodontic activity (UOA)	0
Carry forward orthodontic activity (UOA)	0
Baseline contract value	£125,504.50

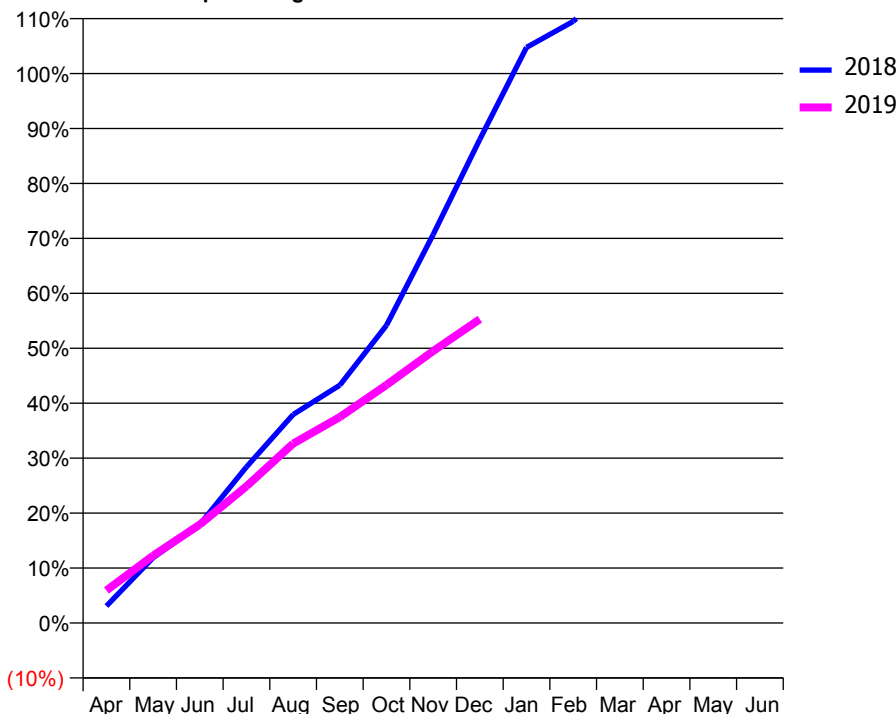
ACCESS*

Patients seen in 24 months	Total	Change since previous quarter
Quarter ending December 2017	2,280	
Quarter ending March 2018	2,068	↓
Quarter ending June 2018	1,688	↓
Quarter ending September 2018	1,579	↓
Quarter ending December 2018	1,479	↓
Variance since December 2017	(35.1%)	↓



ACTIVITY

Cumulative percentage of contracted UDA delivered 2018 & 2019



Month	Adjusted Scheduled Activity (UDA)	
	2018	2019
April	157	299
May	599	619
June	905	903
July	1,432	1,255
August	1,913	1,647
September	2,182	1,889
October	2,731	2,184
November	3,565	2,495
December	4,438	2,788
January	5,282	
February	5,520	
March	5,904	
April	5,599	
May	5,600	
June	5,600	

QUALITY

	Quantity	Base Number	Contract	AT	Region	England
% of FP17s for the same patient ID Re-attending within 3 months - Children	2	172	1.2%	12.2%	12.3%	11.8%
% of FP17s for the same patient ID Re-attending within 3 months - Adults	76	1,013	7.5%	16.0%	15.8%	15.6%
% of FP17s for the same patient ID Re-attending between 3 & 9 months - Children	93	172	54.1%	58.0%	60.1%	58.8%
% of FP17s for the same patient ID Re-attending between 3 & 9 months - Adults	491	1,013	48.5%	51.3%	53.3%	51.0%
% of FP17s for Band 1 Urgent Courses	81	1,370	5.9%	10.1%	9.0%	9.0%
% of FP17s Relating to Free Repair or Replacements	20	1,370	1.5%	0.8%	1.0%	0.8%
% of FP17s Relating to Continuations	0	1,370	0.0%	0.9%	1.0%	0.9%
% of Patients satisfied with the dentistry they have received	1	1	N/A	95.3%	93.8%	93.2%
% of Patients satisfied with the time they had to wait for an appointment	1	1	N/A	89.3%	89.4%	88.3%

* This is based on patients treated on this contract for their most recent course of treatment. Figures in italics indicate the base number of FP17s or Patient Questionnaire responses are less than 100. N/A is shown where the base number of responses is less than 10 during the period. % is calculated as Quantity/Base number*100

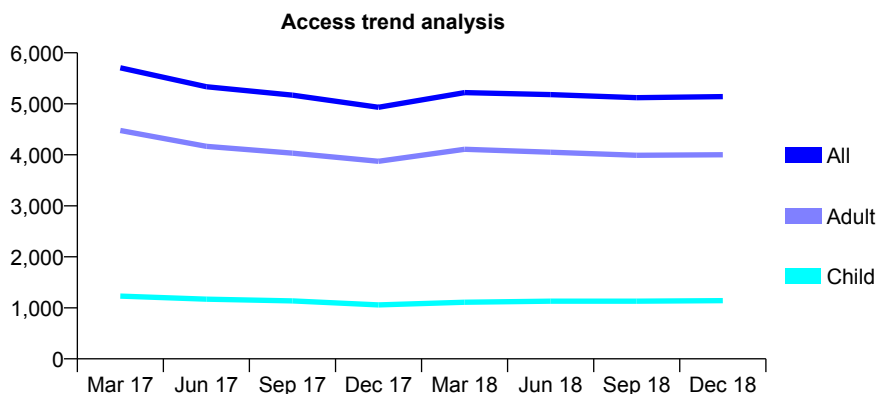
Q46 - Vital Signs At a Glance Contract Report for 101281/0141 - December 2018

Name or company name	OASIS DENTAL CARE LTD
Contract type name	GDS Contract
Purpose of contract	General
Contract start date	01/04/2006
Contract end date	

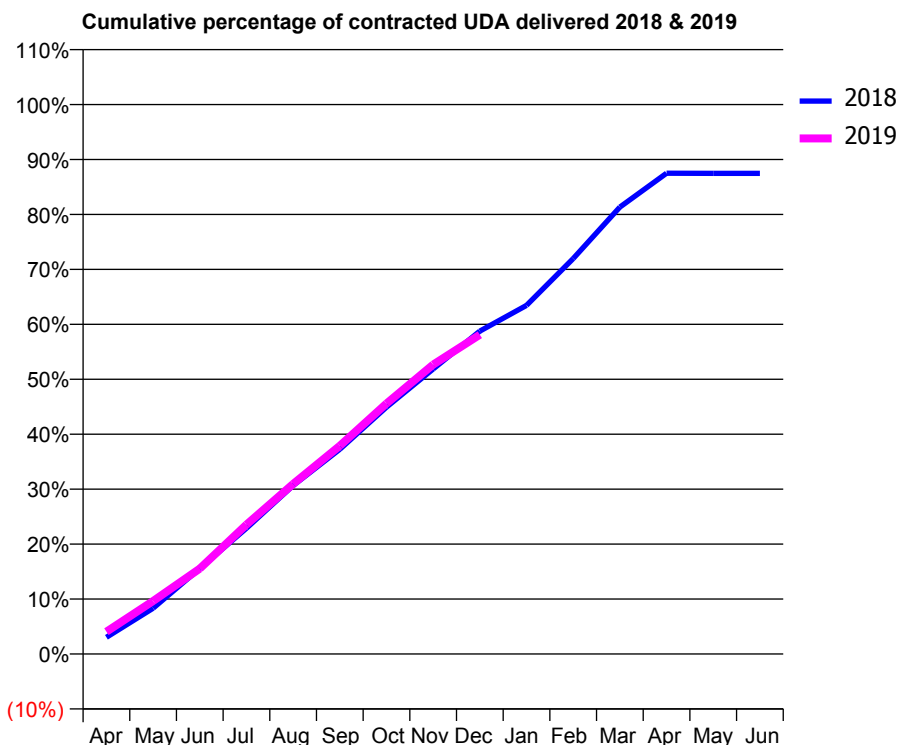
18/19 Contracted general activity (UDA)	20,662
Carry forward general activity (UDA)	0
18/19 Contracted orthodontic activity (UOA)	0
Carry forward orthodontic activity (UOA)	0
Baseline contract value	£547,560.66

ACCESS*

Patients seen in 24 months	Total	Change since previous quarter
Quarter ending December 2017	4,931	
Quarter ending March 2018	5,219	↑
Quarter ending June 2018	5,181	→
Quarter ending September 2018	5,121	↓
Quarter ending December 2018	5,142	→
Variance since December 2017	4.3%	↑



ACTIVITY



Month	Adjusted Scheduled Activity (UDA)	
	2018	2019
April	630	838
May	1,725	1,994
June	3,217	3,212
July	4,731	4,869
August	6,336	6,397
September	7,697	7,828
October	9,286	9,417
November	10,715	10,885
December	12,139	12,004
January	13,110	
February	14,870	
March	16,802	
April	18,079	
May	18,075	
June	18,075	

QUALITY

	Quantity	Base Number	Contract	AT	Region	England
% of FP17s for the same patient ID Re-attending within 3 months - Children	175	1,377	12.7%	12.2%	12.3%	11.8%
% of FP17s for the same patient ID Re-attending within 3 months - Adults	737	4,458	16.5%	16.0%	15.8%	15.6%
% of FP17s for the same patient ID Re-attending between 3 & 9 months - Children	704	1,377	51.1%	58.0%	60.1%	58.8%
% of FP17s for the same patient ID Re-attending between 3 & 9 months - Adults	2,127	4,458	47.7%	51.3%	53.3%	51.0%
% of FP17s for Band 1 Urgent Courses	745	5,349	13.9%	10.1%	9.0%	9.0%
% of FP17s Relating to Free Repair or Replacements	70	5,349	1.3%	0.8%	1.0%	0.8%
% of FP17s Relating to Continuations	11	5,349	0.2%	0.9%	1.0%	0.9%
% of Patients satisfied with the dentistry they have received	0	0	N/A	95.3%	93.8%	93.2%
% of Patients satisfied with the time they had to wait for an appointment	0	0	N/A	89.3%	89.4%	88.3%

* This is based on patients treated on this contract for their most recent course of treatment. Figures in italics indicate the base number of FP17s or Patient Questionnaire responses are less than 100. N/A is shown where the base number of responses is less than 10 during the period. % is calculated as Quantity/Base number*100

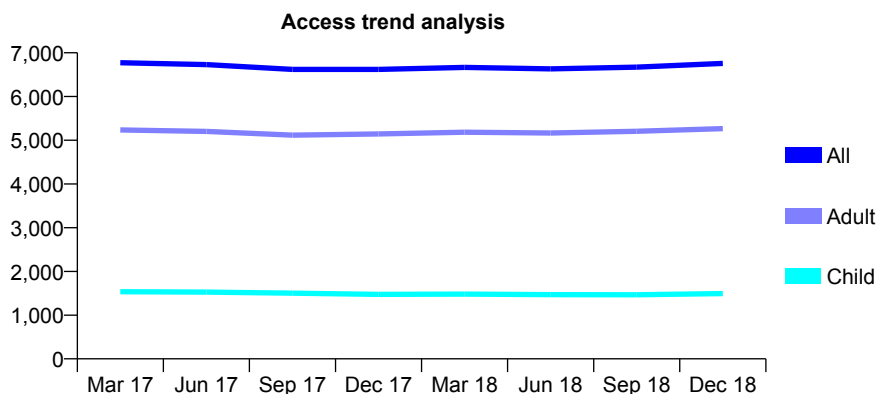
Q46 - Vital Signs At a Glance Contract Report for 101281/0158 - December 2018

Name or company name	OASIS DENTAL CARE LTD
Contract type name	GDS Contract
Purpose of contract	General
Contract start date	23/05/2006
Contract end date	

18/19 Contracted general activity (UDA)	23,000
Carry forward general activity (UDA)	0
18/19 Contracted orthodontic activity (UOA)	0
Carry forward orthodontic activity (UOA)	0
Baseline contract value	£578,251.02

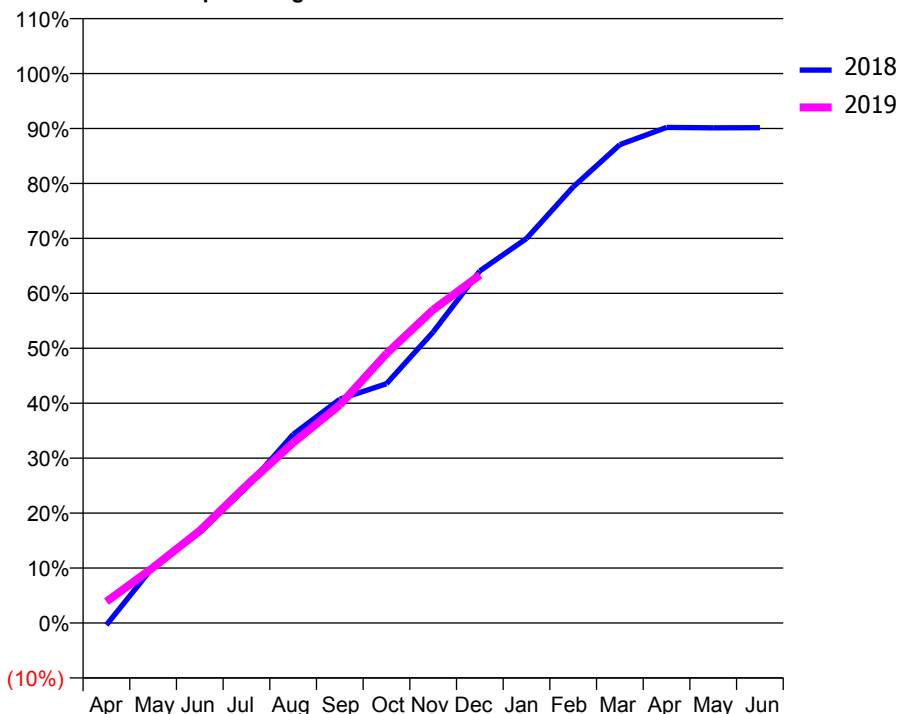
ACCESS*

Patients seen in 24 months	Total	Change since previous quarter
Quarter ending December 2017	6,619	
Quarter ending March 2018	6,665	→
Quarter ending June 2018	6,633	→
Quarter ending September 2018	6,673	→
Quarter ending December 2018	6,759	→
Variance since December 2017	2.1%	↑



ACTIVITY

Cumulative percentage of contracted UDA delivered 2018 & 2019



Month	Adjusted Scheduled Activity (UDA)	
	2018	2019
April	-85	897
May	2,351	2,322
June	3,794	3,863
July	5,686	5,760
August	7,894	7,543
September	9,370	9,129
October	10,016	11,279
November	12,183	13,114
December	14,737	14,564
January	16,091	
February	18,254	
March	20,022	
April	20,743	
May	20,725	
June	20,730	

QUALITY

	Quantity	Base Number	Contract	AT	Region	England
% of FP17s for the same patient ID Re-attending within 3 months - Children	223	2,080	10.7%	12.2%	12.3%	11.8%
% of FP17s for the same patient ID Re-attending within 3 months - Adults	1,038	6,729	15.4%	16.0%	15.8%	15.6%
% of FP17s for the same patient ID Re-attending between 3 & 9 months - Children	1,456	2,080	70.0%	58.0%	60.1%	58.8%
% of FP17s for the same patient ID Re-attending between 3 & 9 months - Adults	4,380	6,729	65.1%	51.3%	53.3%	51.0%
% of FP17s for Band 1 Urgent Courses	739	8,416	8.8%	10.1%	9.0%	9.0%
% of FP17s Relating to Free Repair or Replacements	80	8,416	1.0%	0.8%	1.0%	0.8%
% of FP17s Relating to Continuations	13	8,416	0.2%	0.9%	1.0%	0.9%
% of Patients satisfied with the dentistry they have received	3	3	N/A	95.3%	93.8%	93.2%
% of Patients satisfied with the time they had to wait for an appointment	3	3	N/A	89.3%	89.4%	88.3%

* This is based on patients treated on this contract for their most recent course of treatment. Figures in italics indicate the base number of FP17s or Patient Questionnaire responses are less than 100. N/A is shown where the base number of responses is less than 10 during the period. % is calculated as Quantity/Base number*100

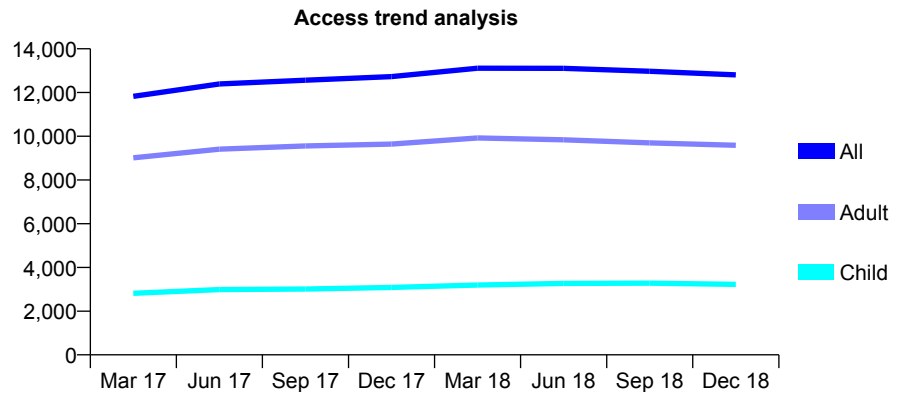
Q46 - Vital Signs At a Glance Contract Report for 101281/0175 - December 2018

Name or company name	OASIS DENTAL CARE LTD
Contract type name	Pilot Contract
Purpose of contract	General
Contract start date	16/11/2007
Contract end date	

18/19 Contracted general activity (UDA)	40,744
Carry forward general activity (UDA)	0
18/19 Contracted orthodontic activity (UOA)	0
Carry forward orthodontic activity (UOA)	0
Baseline contract value	£1,035,568.27

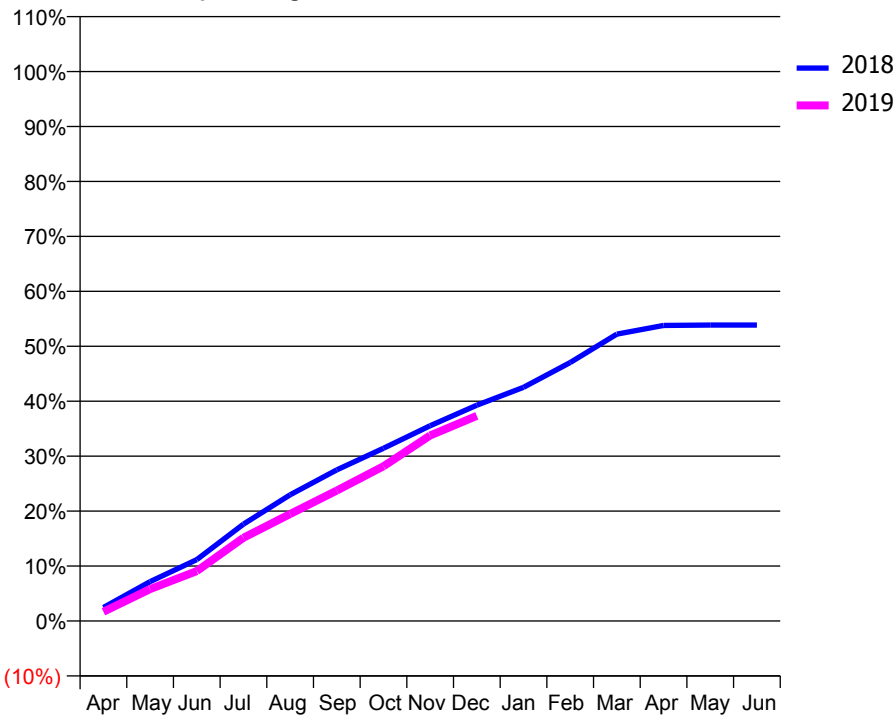
ACCESS*

Patients seen in 24 months	Total	Change since previous quarter
Quarter ending December 2017	12,728	
Quarter ending March 2018	13,114	↑
Quarter ending June 2018	13,104	→
Quarter ending September 2018	12,973	→
Quarter ending December 2018	12,806	↓
Variance since December 2017	0.6%	→



ACTIVITY

Cumulative percentage of contracted UDA delivered 2018 & 2019



Month	Adjusted Scheduled Activity (UDA)	
	2018	2019
April	1,006	687
May	2,920	2,370
June	4,551	3,699
July	7,179	6,170
August	9,356	7,933
September	11,208	9,673
October	12,805	11,479
November	14,485	13,754
December	16,007	15,210
January	17,323	
February	19,164	
March	21,275	
April	21,917	
May	21,942	
June	21,948	

QUALITY

	Quantity	Base Number	Contract	AT	Region	England
% of FP17s for the same patient ID Re-attending within 3 months - Children	61	2,221	2.7%	12.2%	12.3%	11.8%
% of FP17s for the same patient ID Re-attending within 3 months - Adults	225	5,695	4.0%	16.0%	15.8%	15.6%
% of FP17s for the same patient ID Re-attending between 3 & 9 months - Children	524	2,221	23.6%	58.0%	60.1%	58.8%
% of FP17s for the same patient ID Re-attending between 3 & 9 months - Adults	1,119	5,695	19.6%	51.3%	53.3%	51.0%
% of FP17s for Band 1 Urgent Courses	693	7,571	9.2%	10.1%	9.0%	9.0%
% of FP17s Relating to Free Repair or Replacements	5	7,571	0.1%	0.8%	1.0%	0.8%
% of FP17s Relating to Continuations	23	7,571	0.3%	0.9%	1.0%	0.9%
% of Patients satisfied with the dentistry they have received	2	2	N/A	95.3%	93.8%	93.2%
% of Patients satisfied with the time they had to wait for an appointment	2	2	N/A	89.3%	89.4%	88.3%

* This is based on patients treated on this contract for their most recent course of treatment. Figures in italics indicate the base number of FP17s or Patient Questionnaire responses are less than 100. N/A is shown where the base number of responses is less than 10 during the period. % is calculated as Quantity/Base number*100

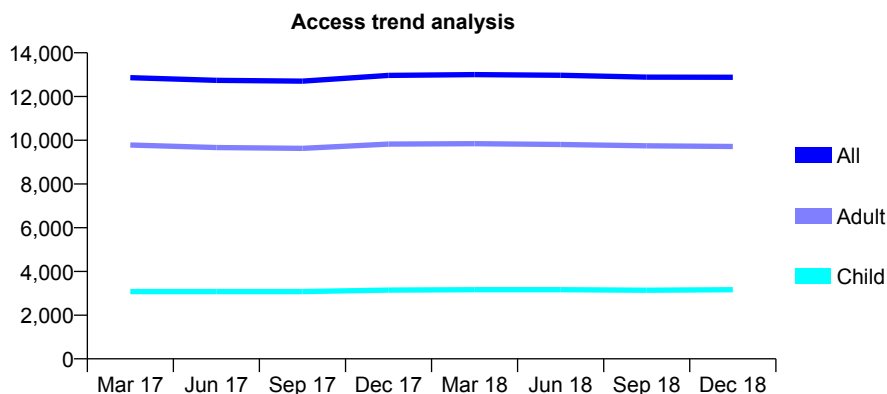
Q46 - Vital Signs At a Glance Contract Report for 101370/0046 - December 2018

Name or company name	Petrie Tucker & Partners Ltd
Contract type name	GDS Contract
Purpose of contract	General
Contract start date	01/04/2006
Contract end date	

18/19 Contracted general activity (UDA)	39,791
Carry forward general activity (UDA)	0
18/19 Contracted orthodontic activity (UOA)	0
Carry forward orthodontic activity (UOA)	0
Baseline contract value	£1,185,835.27

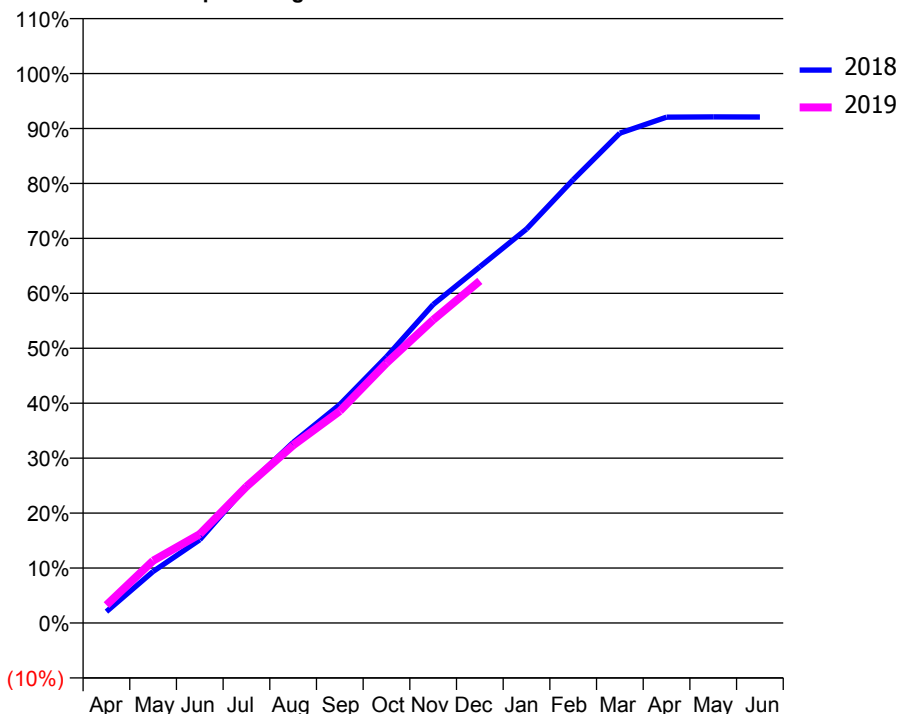
ACCESS*

Patients seen in 24 months	Total	Change since previous quarter
Quarter ending December 2017	12,965	
Quarter ending March 2018	13,005	→
Quarter ending June 2018	12,970	→
Quarter ending September 2018	12,887	→
Quarter ending December 2018	12,881	→
Variance since December 2017	(0.6%)	→



ACTIVITY

Cumulative percentage of contracted UDA delivered 2018 & 2019



Month	Adjusted Scheduled Activity (UDA)	
	2018	2019
April	822	1,294
May	3,729	4,518
June	6,028	6,435
July	9,879	9,888
August	13,078	12,866
September	15,820	15,345
October	19,283	18,822
November	23,062	21,955
December	25,793	24,777
January	28,528	
February	32,102	
March	35,468	
April	36,633	
May	36,652	
June	36,642	

QUALITY

	Quantity	Base Number	Contract	AT	Region	England
% of FP17s for the same patient ID Re-attending within 3 months - Children	189	3,094	6.1%	12.2%	12.3%	11.8%
% of FP17s for the same patient ID Re-attending within 3 months - Adults	967	8,964	10.8%	16.0%	15.8%	15.6%
% of FP17s for the same patient ID Re-attending between 3 & 9 months - Children	1,759	3,094	56.9%	58.0%	60.1%	58.8%
% of FP17s for the same patient ID Re-attending between 3 & 9 months - Adults	4,627	8,964	51.6%	51.3%	53.3%	51.0%
% of FP17s for Band 1 Urgent Courses	814	11,535	7.1%	10.1%	9.0%	9.0%
% of FP17s Relating to Free Repair or Replacements	85	11,535	0.7%	0.8%	1.0%	0.8%
% of FP17s Relating to Continuations	110	11,535	1.0%	0.9%	1.0%	0.9%
% of Patients satisfied with the dentistry they have received	1	2	N/A	95.3%	93.8%	93.2%
% of Patients satisfied with the time they had to wait for an appointment	2	2	N/A	89.3%	89.4%	88.3%

* This is based on patients treated on this contract for their most recent course of treatment. Figures in italics indicate the base number of FP17s or Patient Questionnaire responses are less than 100. N/A is shown where the base number of responses is less than 10 during the period. % is calculated as Quantity/Base number*100

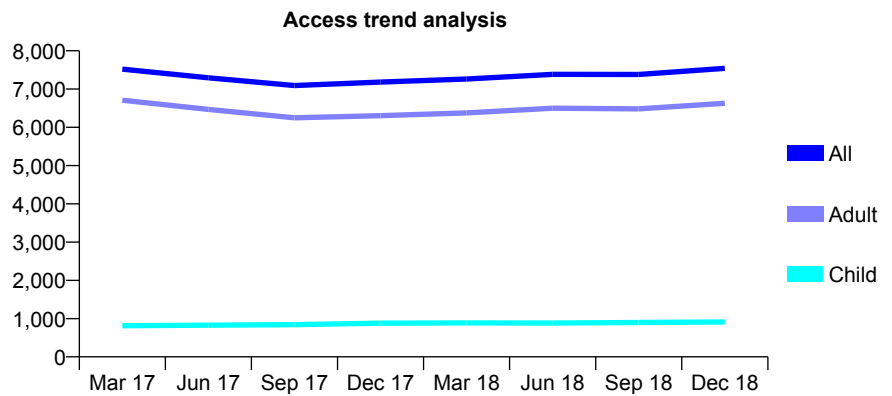
Q46 - Vital Signs At a Glance Contract Report for 101370/0049 - December 2018

Name or company name	Petrie Tucker & Partners Ltd
Contract type name	GDS Contract
Purpose of contract	General
Contract start date	01/04/2006
Contract end date	

18/19 Contracted general activity (UDA)	18,813
Carry forward general activity (UDA)	0
18/19 Contracted orthodontic activity (UOA)	0
Carry forward orthodontic activity (UOA)	0
Baseline contract value	£527,189.62

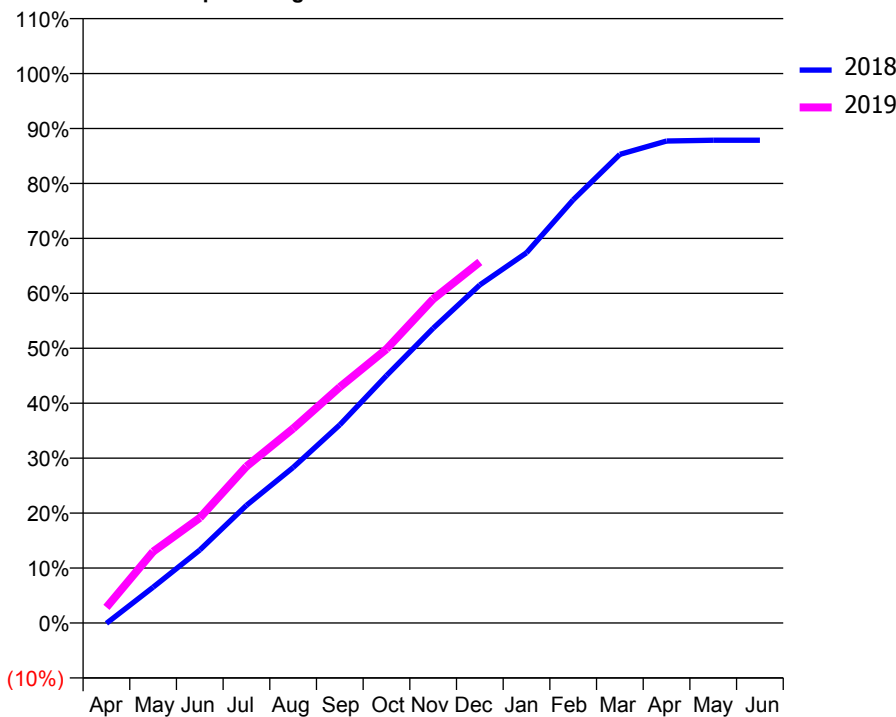
ACCESS*

Patients seen in 24 months	Total	Change since previous quarter
Quarter ending December 2017	7,183	
Quarter ending March 2018	7,264	→
Quarter ending June 2018	7,384	→
Quarter ending September 2018	7,382	→
Quarter ending December 2018	7,540	↑
Variance since December 2017	5.0%	↑



ACTIVITY

Cumulative percentage of contracted UDA delivered 2018 & 2019



Month	Adjusted Scheduled Activity (UDA)	
	2018	2019
April	-18	536
May	1,225	2,447
June	2,498	3,600
July	4,030	5,364
August	5,324	6,657
September	6,788	8,079
October	8,473	9,378
November	10,093	11,089
December	11,577	12,361
January	12,674	
February	14,488	
March	16,043	
April	16,500	
May	16,529	
June	16,529	

QUALITY

	Quantity	Base Number	Contract	AT	Region	England
% of FP17s for the same patient ID Re-attending within 3 months - Children	61	815	7.5%	12.2%	12.3%	11.8%
% of FP17s for the same patient ID Re-attending within 3 months - Adults	500	5,233	9.6%	16.0%	15.8%	15.6%
% of FP17s for the same patient ID Re-attending between 3 & 9 months - Children	390	815	47.9%	58.0%	60.1%	58.8%
% of FP17s for the same patient ID Re-attending between 3 & 9 months - Adults	1,954	5,233	37.3%	51.3%	53.3%	51.0%
% of FP17s for Band 1 Urgent Courses	419	5,852	7.2%	10.1%	9.0%	9.0%
% of FP17s Relating to Free Repair or Replacements	48	5,852	0.8%	0.8%	1.0%	0.8%
% of FP17s Relating to Continuations	79	5,852	1.3%	0.9%	1.0%	0.9%
% of Patients satisfied with the dentistry they have received	2	2	N/A	95.3%	93.8%	93.2%
% of Patients satisfied with the time they had to wait for an appointment	2	2	N/A	89.3%	89.4%	88.3%

* This is based on patients treated on this contract for their most recent course of treatment. Figures in italics indicate the base number of FP17s or Patient Questionnaire responses are less than 100. N/A is shown where the base number of responses is less than 10 during the period. % is calculated as Quantity/Base number*100

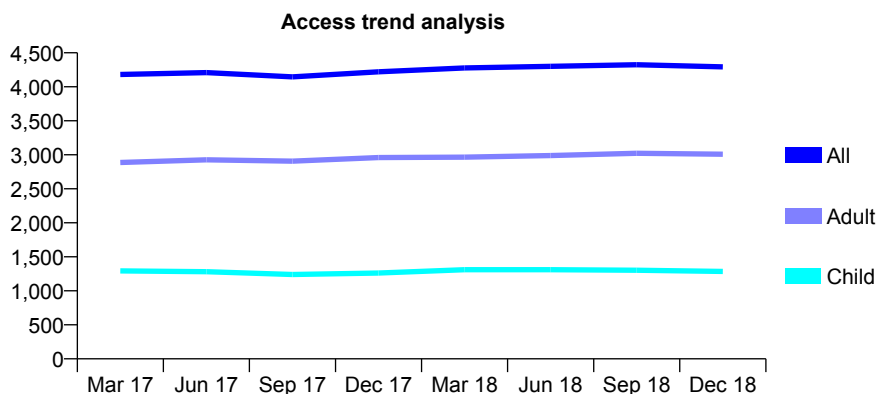
Q46 - Vital Signs At a Glance Contract Report for 101370/0054 - December 2018

Name or company name	Petrie Tucker & Partners Ltd
Contract type name	GDS Contract
Purpose of contract	General
Contract start date	01/04/2006
Contract end date	

18/19 Contracted general activity (UDA)	12,205
Carry forward general activity (UDA)	95
18/19 Contracted orthodontic activity (UOA)	0
Carry forward orthodontic activity (UOA)	0
Baseline contract value	£348,850.29

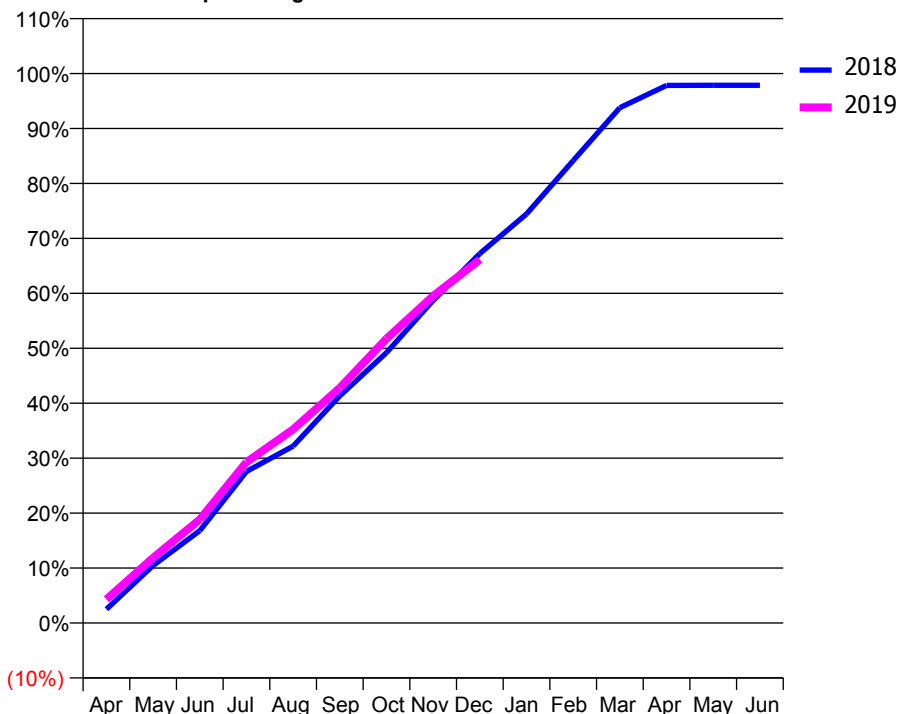
ACCESS*

Patients seen in 24 months	Total	Change since previous quarter
Quarter ending December 2017	4,220	
Quarter ending March 2018	4,277	→
Quarter ending June 2018	4,301	→
Quarter ending September 2018	4,325	→
Quarter ending December 2018	4,294	→
Variance since December 2017	1.8%	→



ACTIVITY

Cumulative percentage of contracted UDA delivered 2018 & 2019



Month	Adjusted Scheduled Activity (UDA)	
	2018	2019
April	307	526
May	1,277	1,450
June	2,051	2,300
July	3,367	3,574
August	3,929	4,301
September	5,044	5,223
October	6,006	6,315
November	7,165	7,265
December	8,204	8,073
January	9,085	
February	10,270	
March	11,447	
April	11,940	
May	11,942	
June	11,943	

QUALITY

	Quantity	Base Number	Contract	AT	Region	England
% of FP17s for the same patient ID Re-attending within 3 months - Children	93	1,466	6.3%	12.2%	12.3%	11.8%
% of FP17s for the same patient ID Re-attending within 3 months - Adults	399	3,011	13.3%	16.0%	15.8%	15.6%
% of FP17s for the same patient ID Re-attending between 3 & 9 months - Children	952	1,466	64.9%	58.0%	60.1%	58.8%
% of FP17s for the same patient ID Re-attending between 3 & 9 months - Adults	1,576	3,011	52.3%	51.3%	53.3%	51.0%
% of FP17s for Band 1 Urgent Courses	297	4,276	6.9%	10.1%	9.0%	9.0%
% of FP17s Relating to Free Repair or Replacements	27	4,276	0.6%	0.8%	1.0%	0.8%
% of FP17s Relating to Continuations	102	4,276	2.4%	0.9%	1.0%	0.9%
% of Patients satisfied with the dentistry they have received	0	0	N/A	95.3%	93.8%	93.2%
% of Patients satisfied with the time they had to wait for an appointment	0	0	N/A	89.3%	89.4%	88.3%

* This is based on patients treated on this contract for their most recent course of treatment. Figures in italics indicate the base number of FP17s or Patient Questionnaire responses are less than 100. N/A is shown where the base number of responses is less than 10 during the period. % is calculated as Quantity/Base number*100

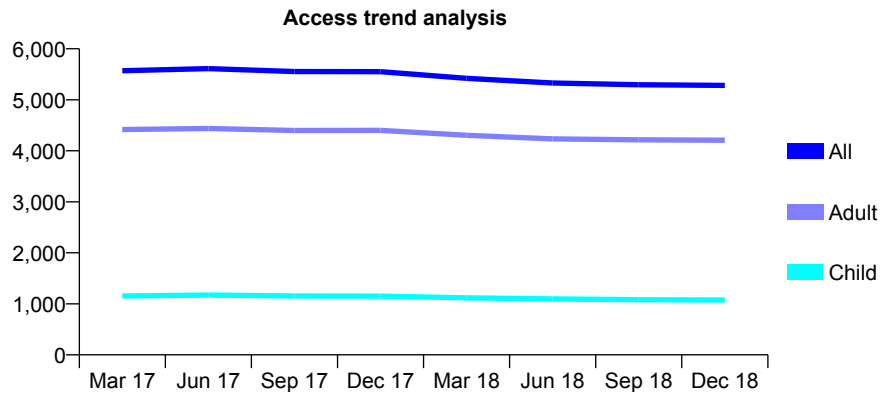
Q46 - Vital Signs At a Glance Contract Report for 101370/0110 - December 2018

Name or company name	Petrie Tucker & Partners Ltd
Contract type name	GDS Contract
Purpose of contract	General
Contract start date	01/11/2008
Contract end date	

18/19 Contracted general activity (UDA)	16,622
Carry forward general activity (UDA)	-118
18/19 Contracted orthodontic activity (UOA)	0
Carry forward orthodontic activity (UOA)	0
Baseline contract value	£502,729.09

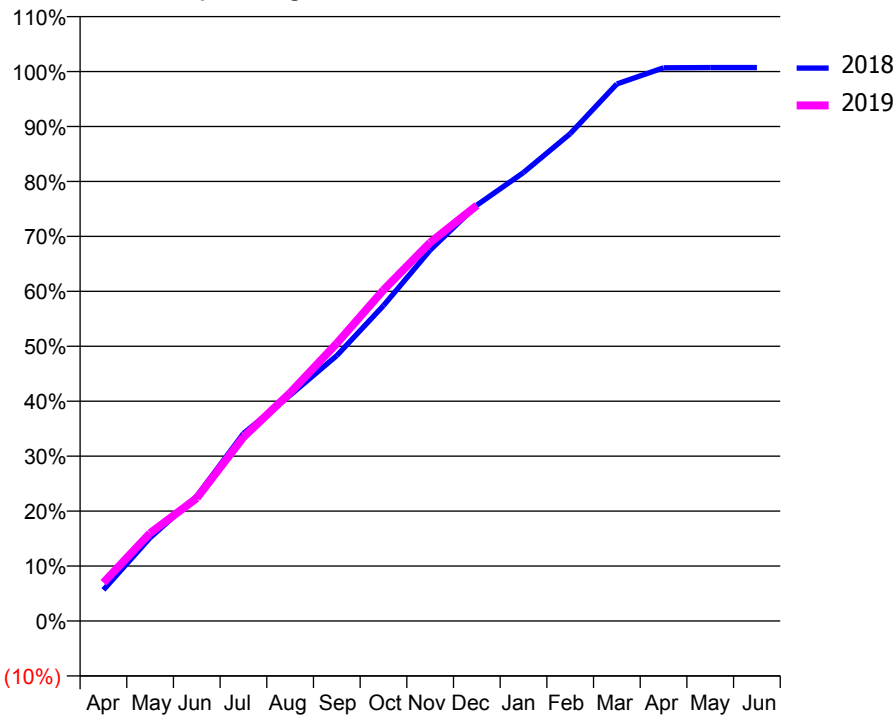
ACCESS*

Patients seen in 24 months	Total	Change since previous quarter
Quarter ending December 2017	5,552	
Quarter ending March 2018	5,422	↓
Quarter ending June 2018	5,330	↓
Quarter ending September 2018	5,296	→
Quarter ending December 2018	5,282	→
Variance since December 2017	(4.9%)	↓



ACTIVITY

Cumulative percentage of contracted UDA delivered 2018 & 2019



Month	Adjusted Scheduled Activity (UDA)	
	2018	2019
April	943	1,158
May	2,518	2,662
June	3,778	3,716
July	5,675	5,565
August	6,830	6,906
September	8,027	8,401
October	9,541	10,013
November	11,219	11,450
December	12,579	12,571
January	13,566	
February	14,741	
March	16,247	
April	16,735	
May	16,740	
June	16,740	

QUALITY

	Quantity	Base Number	Contract	AT	Region	England
% of FP17s for the same patient ID Re-attending within 3 months - Children	77	1,130	6.8%	12.2%	12.3%	11.8%
% of FP17s for the same patient ID Re-attending within 3 months - Adults	609	4,662	13.1%	16.0%	15.8%	15.6%
% of FP17s for the same patient ID Re-attending between 3 & 9 months - Children	632	1,130	55.9%	58.0%	60.1%	58.8%
% of FP17s for the same patient ID Re-attending between 3 & 9 months - Adults	2,623	4,662	56.3%	51.3%	53.3%	51.0%
% of FP17s for Band 1 Urgent Courses	472	5,554	8.5%	10.1%	9.0%	9.0%
% of FP17s Relating to Free Repair or Replacements	70	5,554	1.3%	0.8%	1.0%	0.8%
% of FP17s Relating to Continuations	76	5,554	1.4%	0.9%	1.0%	0.9%
% of Patients satisfied with the dentistry they have received	2	2	N/A	95.3%	93.8%	93.2%
% of Patients satisfied with the time they had to wait for an appointment	1	2	N/A	89.3%	89.4%	88.3%

* This is based on patients treated on this contract for their most recent course of treatment. Figures in italics indicate the base number of FP17s or Patient Questionnaire responses are less than 100. N/A is shown where the base number of responses is less than 10 during the period. % is calculated as Quantity/Base number*100

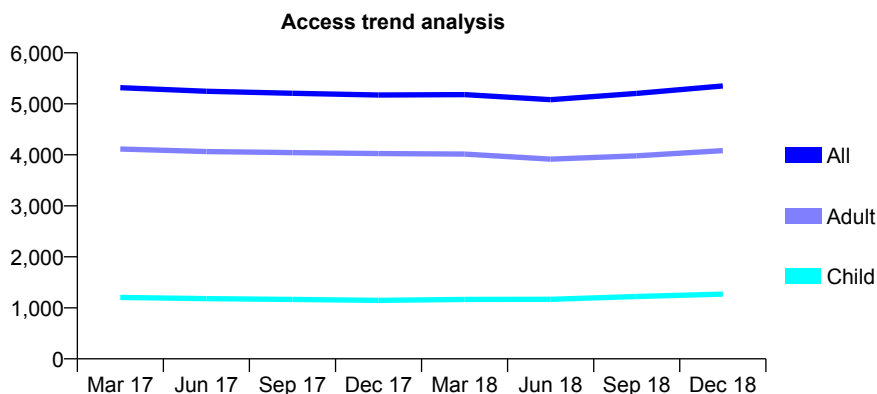
Q46 - Vital Signs At a Glance Contract Report for 101435/0141 - December 2018

Name or company name	IDH Limited
Contract type name	GDS Contract
Purpose of contract	General
Contract start date	01/01/2011
Contract end date	

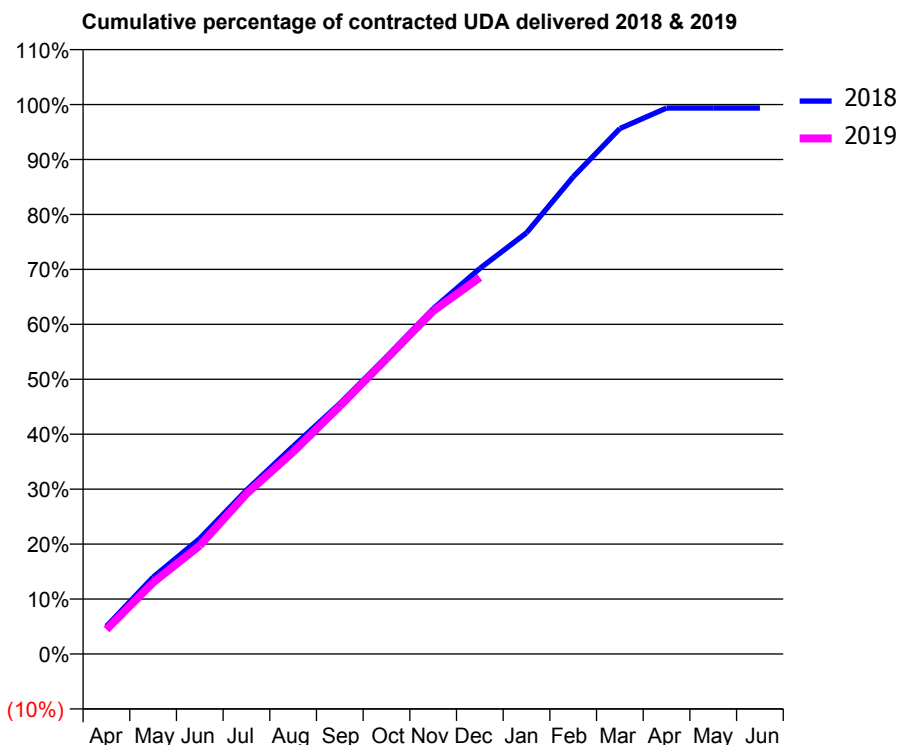
18/19 Contracted general activity (UDA)	22,869
Carry forward general activity (UDA)	148
18/19 Contracted orthodontic activity (UOA)	0
Carry forward orthodontic activity (UOA)	0
Baseline contract value	£649,027.17

ACCESS*

Patients seen in 24 months	Total	Change since previous quarter
Quarter ending December 2017	5,173	
Quarter ending March 2018	5,180	→
Quarter ending June 2018	5,082	↓
Quarter ending September 2018	5,204	↑
Quarter ending December 2018	5,351	↑
Variance since December 2017	3.4%	↑



ACTIVITY



Month	Adjusted Scheduled Activity (UDA)	
	2018	2019
April	1,153	1,024
May	3,200	2,980
June	4,808	4,515
July	6,816	6,668
August	8,644	8,413
September	10,426	10,318
October	12,365	12,288
November	14,372	14,276
December	16,047	15,671
January	17,530	
February	19,860	
March	21,869	
April	22,721	
May	22,721	
June	22,721	

QUALITY

	Quantity	Base Number	Contract	AT	Region	England
% of FP17s for the same patient ID Re-attending within 3 months - Children	100	1,412	7.1%	12.2%	12.3%	11.8%
% of FP17s for the same patient ID Re-attending within 3 months - Adults	722	4,740	15.2%	16.0%	15.8%	15.6%
% of FP17s for the same patient ID Re-attending between 3 & 9 months - Children	785	1,412	55.6%	58.0%	60.1%	58.8%
% of FP17s for the same patient ID Re-attending between 3 & 9 months - Adults	2,720	4,740	57.4%	51.3%	53.3%	51.0%
% of FP17s for Band 1 Urgent Courses	481	5,887	8.2%	10.1%	9.0%	9.0%
% of FP17s Relating to Free Repair or Replacements	76	5,887	1.3%	0.8%	1.0%	0.8%
% of FP17s Relating to Continuations	91	5,887	1.5%	0.9%	1.0%	0.9%
% of Patients satisfied with the dentistry they have received	0	0	N/A	95.3%	93.8%	93.2%
% of Patients satisfied with the time they had to wait for an appointment	0	0	N/A	89.3%	89.4%	88.3%

* This is based on patients treated on this contract for their most recent course of treatment. Figures in italics indicate the base number of FP17s or Patient Questionnaire responses are less than 100. N/A is shown where the base number of responses is less than 10 during the period. % is calculated as Quantity/Base number*100

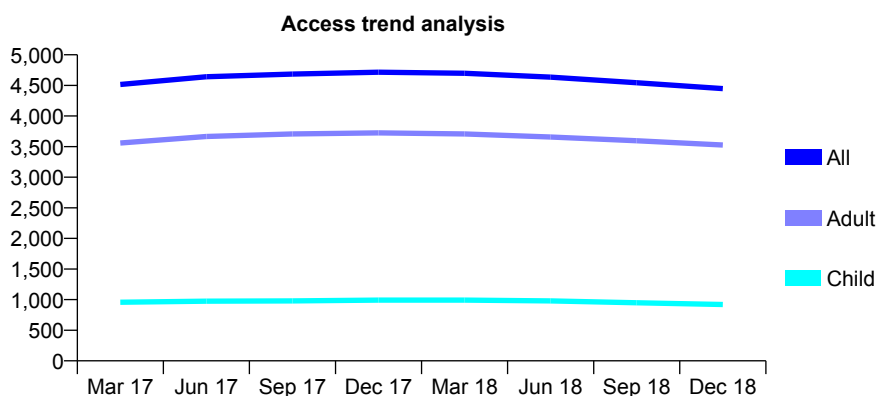
Q46 - Vital Signs At a Glance Contract Report for 101516/0001 - December 2018

Name or company name	The Crab Tree Lane and Church Street De
Contract type name	GDS Contract
Purpose of contract	General
Contract start date	03/12/2012
Contract end date	

18/19 Contracted general activity (UDA)	13,261
Carry forward general activity (UDA)	54
18/19 Contracted orthodontic activity (UOA)	0
Carry forward orthodontic activity (UOA)	0
Baseline contract value	£395,520.68

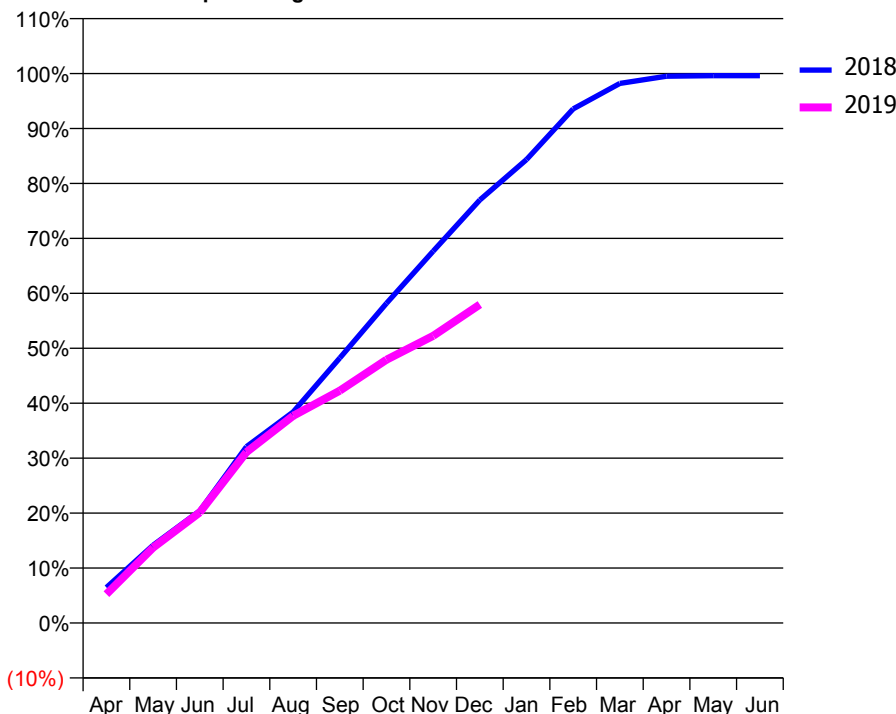
ACCESS*

Patients seen in 24 months	Total	Change since previous quarter
Quarter ending December 2017	4,716	
Quarter ending March 2018	4,699	→
Quarter ending June 2018	4,636	↓
Quarter ending September 2018	4,544	↓
Quarter ending December 2018	4,448	↓
Variance since December 2017	(5.7%)	↓



ACTIVITY

Cumulative percentage of contracted UDA delivered 2018 & 2019



Month	Adjusted Scheduled Activity (UDA)	
	2018	2019
April	858	697
May	1,877	1,820
June	2,707	2,668
July	4,255	4,124
August	5,092	5,000
September	6,395	5,607
October	7,716	6,353
November	8,973	6,931
December	10,211	7,686
January	11,184	
February	12,408	
March	13,020	
April	13,196	
May	13,207	
June	13,207	

QUALITY

	Quantity	Base Number	Contract	AT	Region	England
% of FP17s for the same patient ID Re-attending within 3 months - Children	74	926	8.0%	12.2%	12.3%	11.8%
% of FP17s for the same patient ID Re-attending within 3 months - Adults	509	3,461	14.7%	16.0%	15.8%	15.6%
% of FP17s for the same patient ID Re-attending between 3 & 9 months - Children	555	926	59.9%	58.0%	60.1%	58.8%
% of FP17s for the same patient ID Re-attending between 3 & 9 months - Adults	1,928	3,461	55.7%	51.3%	53.3%	51.0%
% of FP17s for Band 1 Urgent Courses	542	4,300	12.6%	10.1%	9.0%	9.0%
% of FP17s Relating to Free Repair or Replacements	105	4,300	2.4%	0.8%	1.0%	0.8%
% of FP17s Relating to Continuations	49	4,300	1.1%	0.9%	1.0%	0.9%
% of Patients satisfied with the dentistry they have received	0	0	N/A	95.3%	93.8%	93.2%
% of Patients satisfied with the time they had to wait for an appointment	0	0	N/A	89.3%	89.4%	88.3%

* This is based on patients treated on this contract for their most recent course of treatment. Figures in italics indicate the base number of FP17s or Patient Questionnaire responses are less than 100. N/A is shown where the base number of responses is less than 10 during the period. % is calculated as Quantity/Base number*100

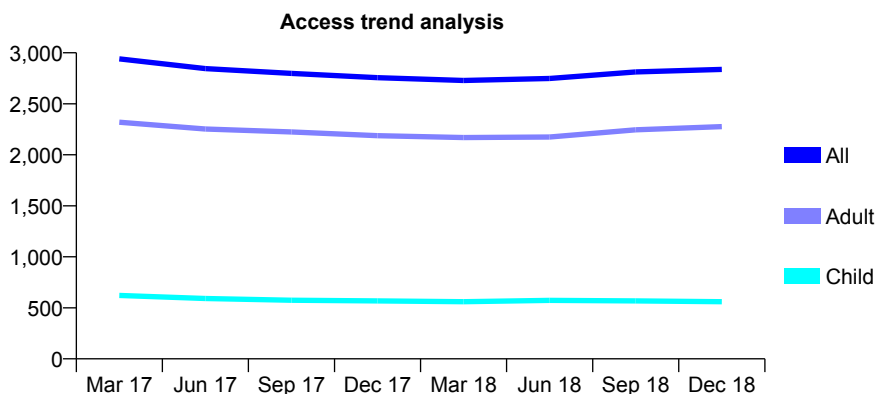
Q46 - Vital Signs At a Glance Contract Report for 101516/0002 - December 2018

Name or company name	The Crab Tree Lane and Church Street De
Contract type name	GDS Contract
Purpose of contract	General
Contract start date	03/12/2012
Contract end date	

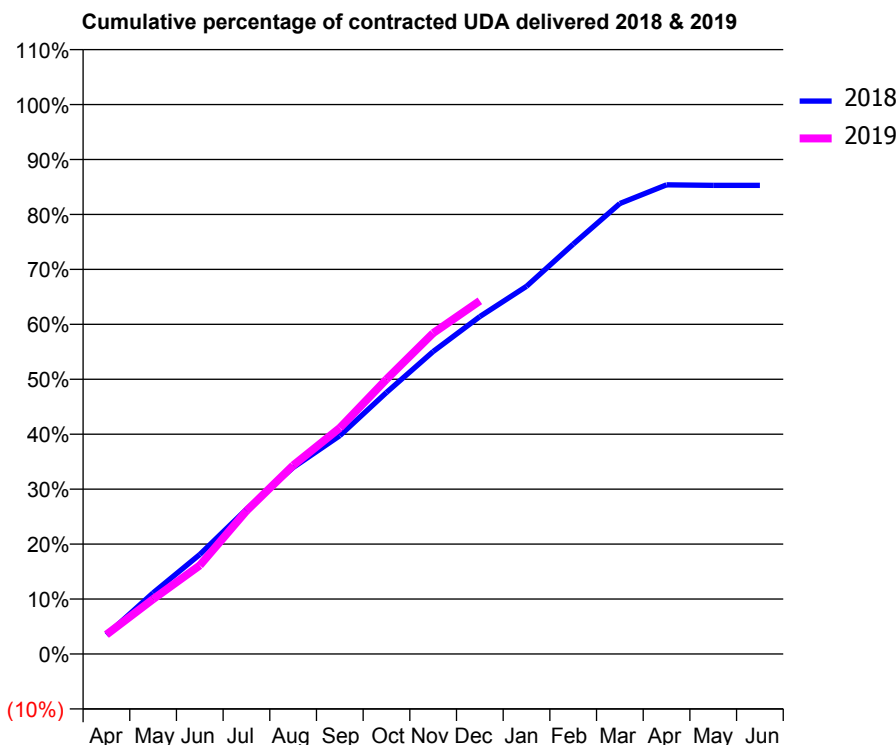
18/19 Contracted general activity (UDA)	11,024
Carry forward general activity (UDA)	0
18/19 Contracted orthodontic activity (UOA)	0
Carry forward orthodontic activity (UOA)	0
Baseline contract value	£366,814.00

ACCESS*

Patients seen in 24 months	Total	Change since previous quarter
Quarter ending December 2017	2,756	
Quarter ending March 2018	2,729	→
Quarter ending June 2018	2,748	→
Quarter ending September 2018	2,813	↑
Quarter ending December 2018	2,837	→
Variance since December 2017	2.9%	↑



ACTIVITY



Month	Adjusted Scheduled Activity (UDA)	
	2018	2019
April	384	390
May	1,227	1,100
June	1,998	1,777
July	2,903	2,873
August	3,741	3,783
September	4,379	4,535
October	5,248	5,512
November	6,069	6,438
December	6,770	7,085
January	7,376	
February	8,223	
March	9,038	
April	9,414	
May	9,403	
June	9,403	

QUALITY

	Quantity	Base Number	Contract	AT	Region	England
% of FP17s for the same patient ID Re-attending within 3 months - Children	62	543	11.4%	12.2%	12.3%	11.8%
% of FP17s for the same patient ID Re-attending within 3 months - Adults	514	2,513	20.5%	16.0%	15.8%	15.6%
% of FP17s for the same patient ID Re-attending between 3 & 9 months - Children	246	543	45.3%	58.0%	60.1%	58.8%
% of FP17s for the same patient ID Re-attending between 3 & 9 months - Adults	1,162	2,513	46.2%	51.3%	53.3%	51.0%
% of FP17s for Band 1 Urgent Courses	292	2,927	10.0%	10.1%	9.0%	9.0%
% of FP17s Relating to Free Repair or Replacements	80	2,927	2.7%	0.8%	1.0%	0.8%
% of FP17s Relating to Continuations	81	2,927	2.8%	0.9%	1.0%	0.9%
% of Patients satisfied with the dentistry they have received	0	0	N/A	95.3%	93.8%	93.2%
% of Patients satisfied with the time they had to wait for an appointment	0	0	N/A	89.3%	89.4%	88.3%

* This is based on patients treated on this contract for their most recent course of treatment. Figures in italics indicate the base number of FP17s or Patient Questionnaire responses are less than 100. N/A is shown where the base number of responses is less than 10 during the period. % is calculated as Quantity/Base number*100

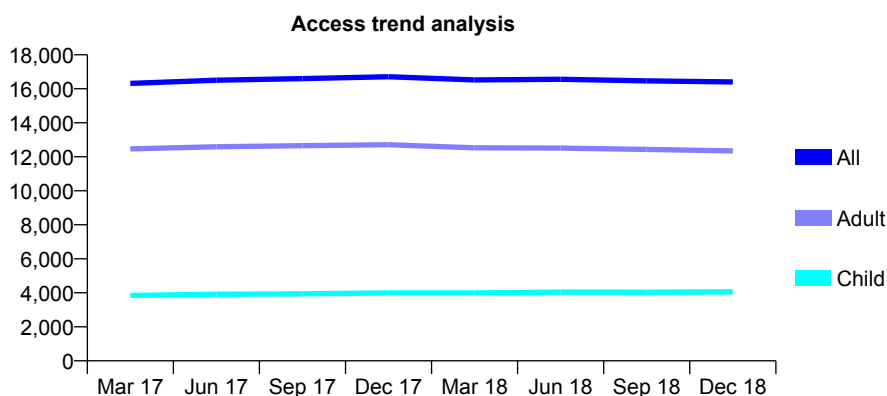
Q46 - Vital Signs At a Glance Contract Report for 102903/0001 - December 2018

Name or company name	Fogg, Whittingham & Casserley
Contract type name	GDS Contract
Purpose of contract	General and Orthodontic
Contract start date	01/04/2006
Contract end date	

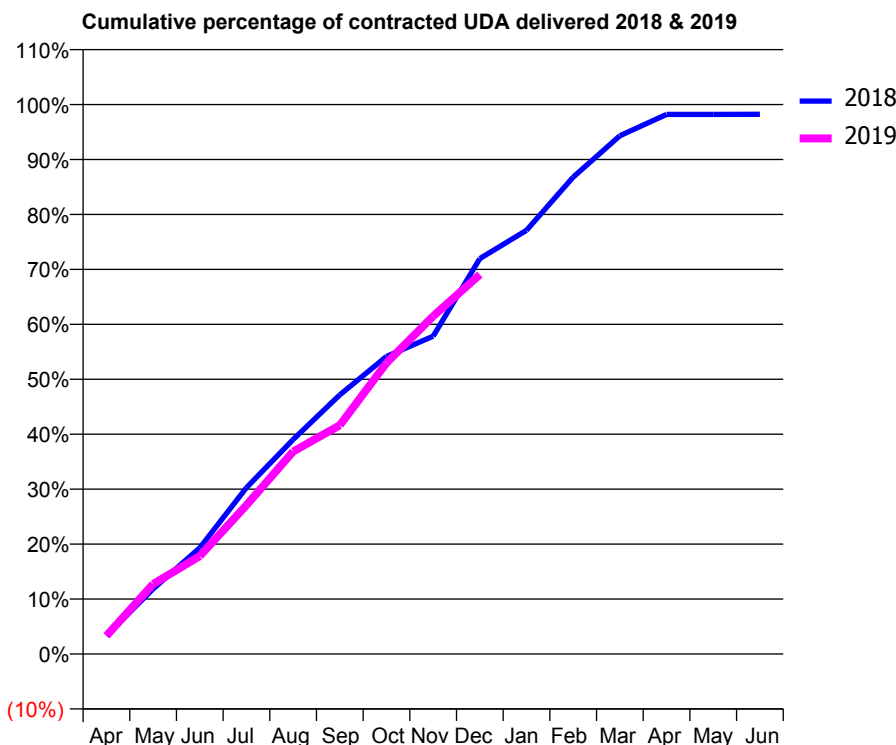
18/19 Contracted general activity (UDA)	39,616
Carry forward general activity (UDA)	344
18/19 Contracted orthodontic activity (UOA)	1,111
Carry forward orthodontic activity (UOA)	-8
Baseline contract value	£1,210,533.94

ACCESS*

Patients seen in 24 months	Total	Change since previous quarter
Quarter ending December 2017	16,708	
Quarter ending March 2018	16,519	↓
Quarter ending June 2018	16,558	→
Quarter ending September 2018	16,470	→
Quarter ending December 2018	16,403	→
Variance since December 2017	(1.8%)	↓



ACTIVITY



Month	Adjusted Scheduled Activity (UDA)	
	2018	2019
April	1,324	1,316
May	4,700	5,042
June	7,658	7,062
July	11,993	10,738
August	15,466	14,595
September	18,682	16,493
October	21,457	20,981
November	22,912	24,361
December	28,512	27,356
January	30,549	
February	34,388	
March	37,365	
April	38,903	
May	38,901	
June	38,912	

QUALITY

	Quantity	Base Number	Contract	AT	Region	England
% of FP17s for the same patient ID Re-attending within 3 months - Children	1,142	5,613	20.3%	12.2%	12.3%	11.8%
% of FP17s for the same patient ID Re-attending within 3 months - Adults	2,156	12,028	17.9%	16.0%	15.8%	15.6%
% of FP17s for the same patient ID Re-attending between 3 & 9 months - Children	2,961	5,613	52.8%	58.0%	60.1%	58.8%
% of FP17s for the same patient ID Re-attending between 3 & 9 months - Adults	5,295	12,028	44.0%	51.3%	53.3%	51.0%
% of FP17s for Band 1 Urgent Courses	1,918	15,456	12.4%	10.1%	9.0%	9.0%
% of FP17s Relating to Free Repair or Replacements	237	15,456	1.5%	0.8%	1.0%	0.8%
% of FP17s Relating to Continuations	96	15,456	0.6%	0.9%	1.0%	0.9%
% of Patients satisfied with the dentistry they have received	8	8	N/A	95.3%	93.8%	93.2%
% of Patients satisfied with the time they had to wait for an appointment	7	8	N/A	89.3%	89.4%	88.3%

* This is based on patients treated on this contract for their most recent course of treatment. Figures in italics indicate the base number of FP17s or Patient Questionnaire responses are less than 100. N/A is shown where the base number of responses is less than 10 during the period. % is calculated as Quantity/Base number*100

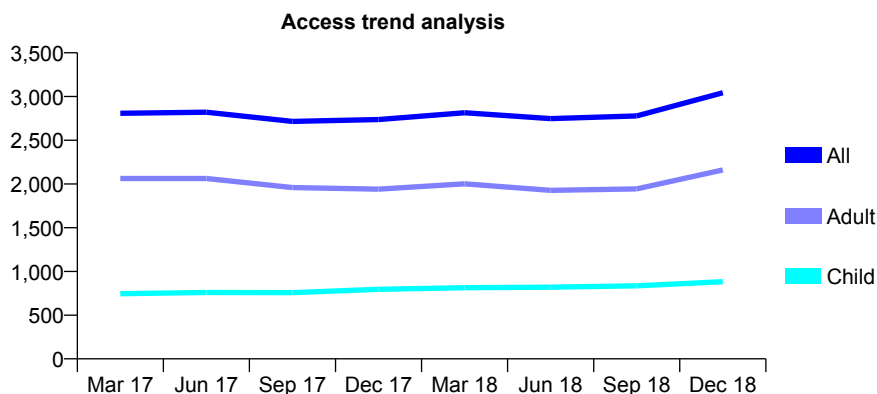
Q46 - Vital Signs At a Glance Contract Report for 103152/0001 - December 2018

Name or company name	Park House Dental Practice, Ramsbottom
Contract type name	GDS Contract
Purpose of contract	General
Contract start date	26/08/2014
Contract end date	

18/19 Contracted general activity (UDA)	10,000
Carry forward general activity (UDA)	0
18/19 Contracted orthodontic activity (UOA)	0
Carry forward orthodontic activity (UOA)	0
Baseline contract value	£262,366.80

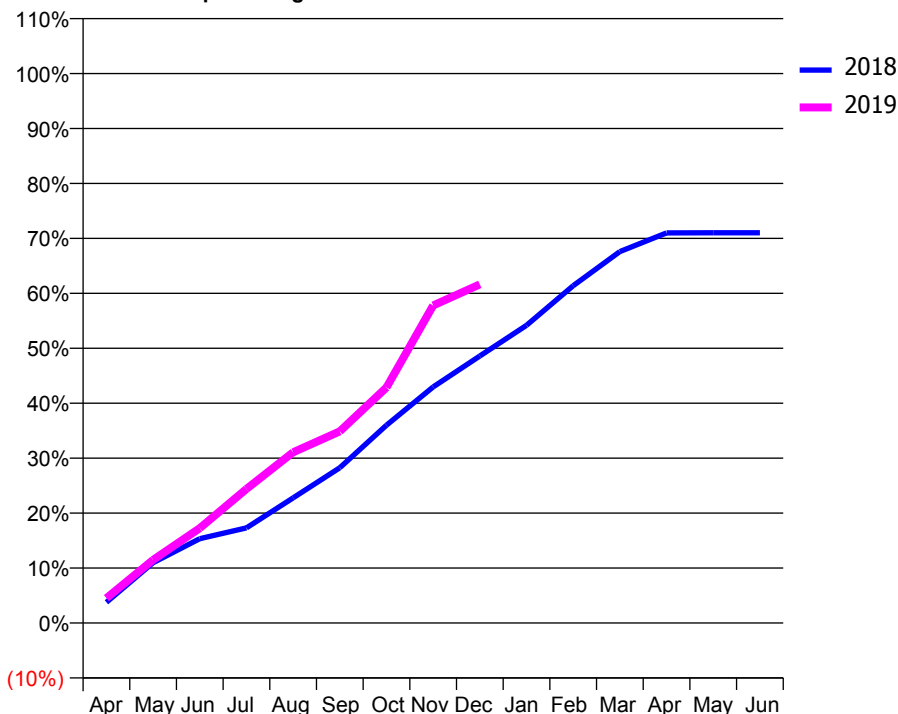
ACCESS*

Patients seen in 24 months	Total	Change since previous quarter
Quarter ending December 2017	2,736	
Quarter ending March 2018	2,815	↑
Quarter ending June 2018	2,747	↓
Quarter ending September 2018	2,778	→
Quarter ending December 2018	3,043	↑
Variance since December 2017	11.2%	↑



ACTIVITY

Cumulative percentage of contracted UDA delivered 2018 & 2019



Month	Adjusted Scheduled Activity (UDA)	
	2018	2019
April	378	452
May	1,097	1,149
June	1,536	1,727
July	1,732	2,441
August	2,277	3,108
September	2,825	3,487
October	3,600	4,288
November	4,298	5,779
December	4,859	6,163
January	5,417	
February	6,138	
March	6,759	
April	7,100	
May	7,101	
June	7,101	

QUALITY

	Quantity	Base Number	Contract	AT	Region	England
% of FP17s for the same patient ID Re-attending within 3 months - Children	54	868	6.2%	12.2%	12.3%	11.8%
% of FP17s for the same patient ID Re-attending within 3 months - Adults	219	1,937	11.3%	16.0%	15.8%	15.6%
% of FP17s for the same patient ID Re-attending between 3 & 9 months - Children	435	868	50.1%	58.0%	60.1%	58.8%
% of FP17s for the same patient ID Re-attending between 3 & 9 months - Adults	815	1,937	42.1%	51.3%	53.3%	51.0%
% of FP17s for Band 1 Urgent Courses	198	2,649	7.5%	10.1%	9.0%	9.0%
% of FP17s Relating to Free Repair or Replacements	25	2,649	0.9%	0.8%	1.0%	0.8%
% of FP17s Relating to Continuations	27	2,649	1.0%	0.9%	1.0%	0.9%
% of Patients satisfied with the dentistry they have received	2	2	N/A	95.3%	93.8%	93.2%
% of Patients satisfied with the time they had to wait for an appointment	2	2	N/A	89.3%	89.4%	88.3%

* This is based on patients treated on this contract for their most recent course of treatment. Figures in italics indicate the base number of FP17s or Patient Questionnaire responses are less than 100. N/A is shown where the base number of responses is less than 10 during the period. % is calculated as Quantity/Base number*100

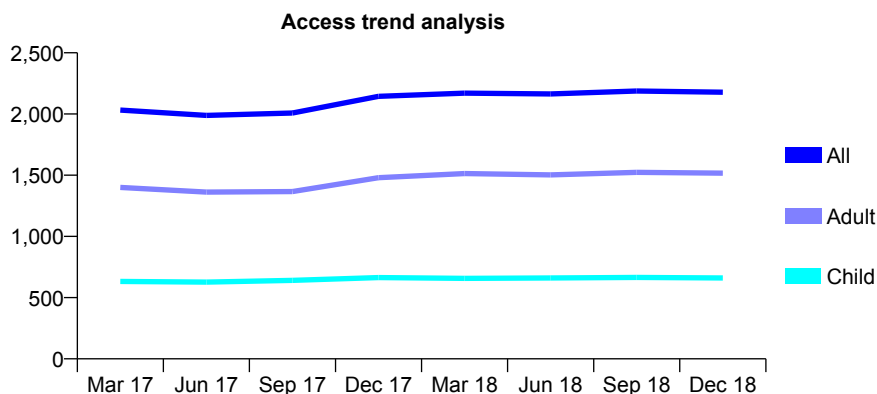
Q46 - Vital Signs At a Glance Contract Report for 103721/0001 - December 2018

Name or company name	Ocean Dental Ltd
Contract type name	GDS Contract
Purpose of contract	General
Contract start date	01/10/2009
Contract end date	

18/19 Contracted general activity (UDA)	5,600
Carry forward general activity (UDA)	-112
18/19 Contracted orthodontic activity (UOA)	0
Carry forward orthodontic activity (UOA)	0
Baseline contract value	£165,258.73

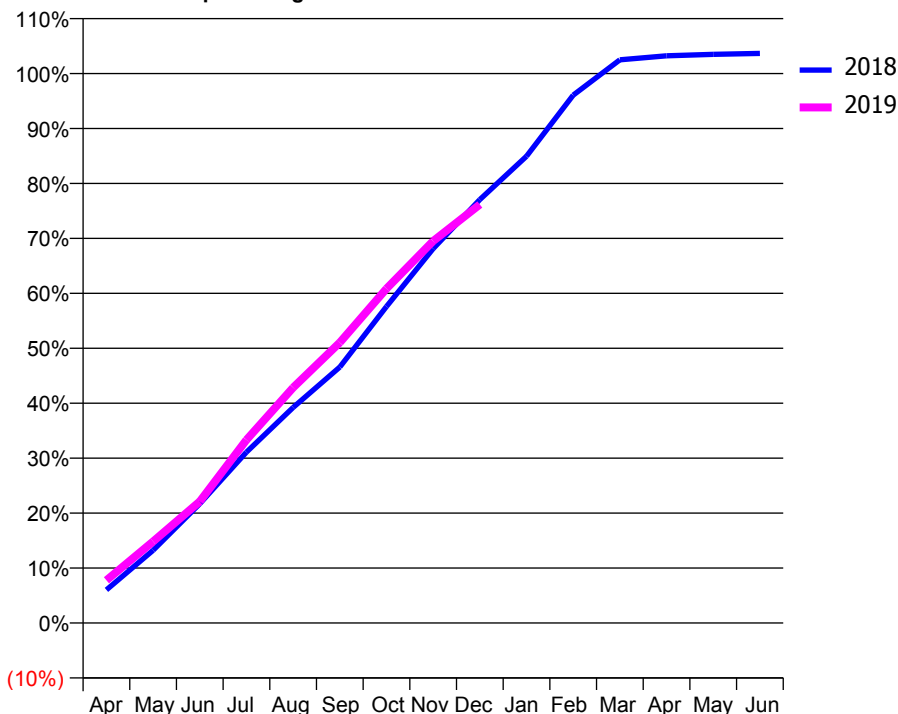
ACCESS*

Patients seen in 24 months	Total	Change since previous quarter
Quarter ending December 2017	2,144	
Quarter ending March 2018	2,171	→
Quarter ending June 2018	2,164	→
Quarter ending September 2018	2,188	→
Quarter ending December 2018	2,178	→
Variance since December 2017	1.6%	→



ACTIVITY

Cumulative percentage of contracted UDA delivered 2018 & 2019



Month	Adjusted Scheduled Activity (UDA)	
	2018	2019
April	338	436
May	741	831
June	1,216	1,239
July	1,741	1,866
August	2,197	2,399
September	2,609	2,858
October	3,225	3,407
November	3,815	3,893
December	4,315	4,265
January	4,758	
February	5,380	
March	5,740	
April	5,780	
May	5,796	
June	5,805	

QUALITY

	Quantity	Base Number	Contract	AT	Region	England
% of FP17s for the same patient ID Re-attending within 3 months - Children	85	779	10.9%	12.2%	12.3%	11.8%
% of FP17s for the same patient ID Re-attending within 3 months - Adults	206	1,543	13.4%	16.0%	15.8%	15.6%
% of FP17s for the same patient ID Re-attending between 3 & 9 months - Children	465	779	59.7%	58.0%	60.1%	58.8%
% of FP17s for the same patient ID Re-attending between 3 & 9 months - Adults	818	1,543	53.0%	51.3%	53.3%	51.0%
% of FP17s for Band 1 Urgent Courses	220	2,269	9.7%	10.1%	9.0%	9.0%
% of FP17s Relating to Free Repair or Replacements	1	2,269	0.0%	0.8%	1.0%	0.8%
% of FP17s Relating to Continuations	0	2,269	0.0%	0.9%	1.0%	0.9%
% of Patients satisfied with the dentistry they have received	0	0	N/A	95.3%	93.8%	93.2%
% of Patients satisfied with the time they had to wait for an appointment	0	0	N/A	89.3%	89.4%	88.3%

* This is based on patients treated on this contract for their most recent course of treatment. Figures in italics indicate the base number of FP17s or Patient Questionnaire responses are less than 100. N/A is shown where the base number of responses is less than 10 during the period. % is calculated as Quantity/Base number*100

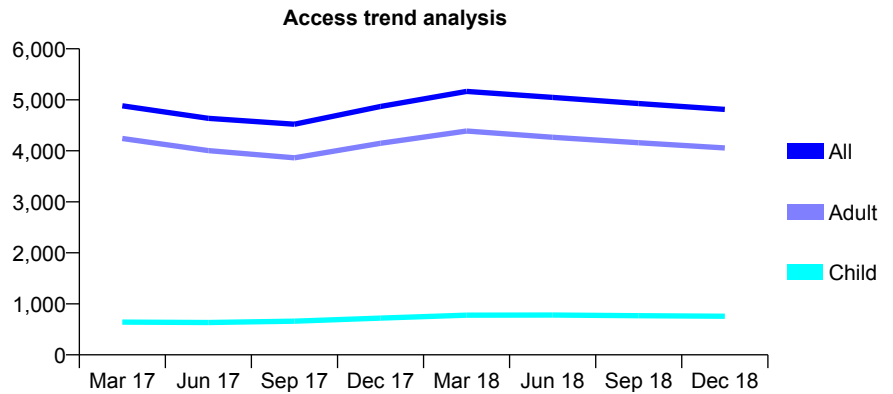
Q46 - Vital Signs At a Glance Contract Report for 103721/0002 - December 2018

Name or company name	Ocean Dental Ltd
Contract type name	GDS Contract
Purpose of contract	General
Contract start date	01/06/2010
Contract end date	

18/19 Contracted general activity (UDA)	12,000
Carry forward general activity (UDA)	281
18/19 Contracted orthodontic activity (UOA)	0
Carry forward orthodontic activity (UOA)	0
Baseline contract value	£338,745.79

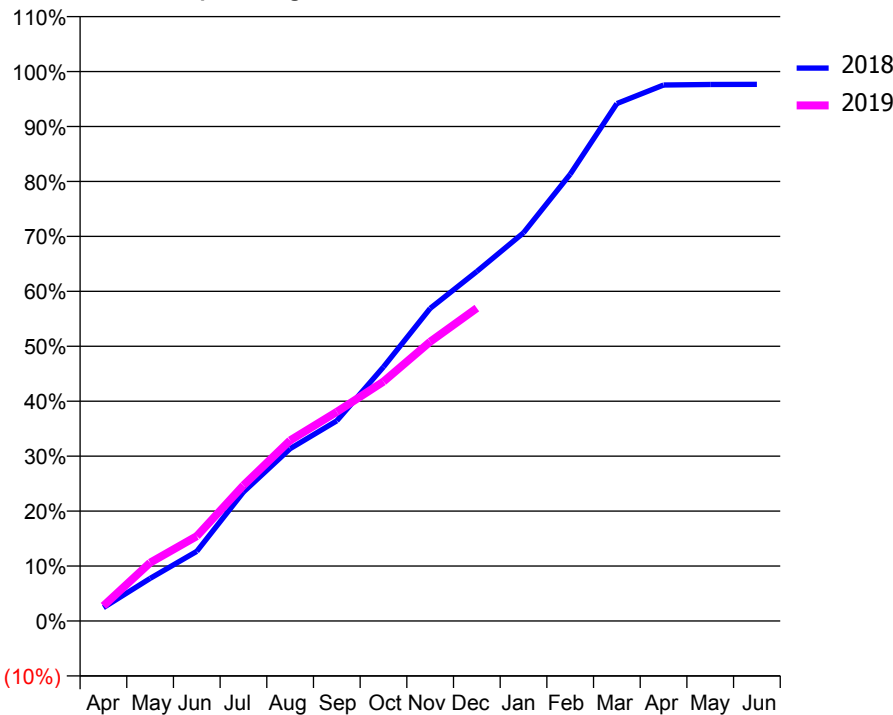
ACCESS*

Patients seen in 24 months	Total	Change since previous quarter
Quarter ending December 2017	4,869	
Quarter ending March 2018	5,165	↑
Quarter ending June 2018	5,046	↓
Quarter ending September 2018	4,926	↓
Quarter ending December 2018	4,812	↓
Variance since December 2017	(1.2%)	↓



ACTIVITY

Cumulative percentage of contracted UDA delivered 2018 & 2019



Month	Adjusted Scheduled Activity (UDA)	
	2018	2019
April	292	332
May	932	1,274
June	1,521	1,854
July	2,817	2,962
August	3,765	3,945
September	4,372	4,569
October	5,550	5,230
November	6,826	6,101
December	7,635	6,833
January	8,478	
February	9,758	
March	11,299	
April	11,705	
May	11,716	
June	11,719	

QUALITY

	Quantity	Base Number	Contract	AT	Region	England
% of FP17s for the same patient ID Re-attending within 3 months - Children	83	858	9.7%	12.2%	12.3%	11.8%
% of FP17s for the same patient ID Re-attending within 3 months - Adults	425	3,466	12.3%	16.0%	15.8%	15.6%
% of FP17s for the same patient ID Re-attending between 3 & 9 months - Children	583	858	67.9%	58.0%	60.1%	58.8%
% of FP17s for the same patient ID Re-attending between 3 & 9 months - Adults	1,889	3,466	54.5%	51.3%	53.3%	51.0%
% of FP17s for Band 1 Urgent Courses	463	4,116	11.2%	10.1%	9.0%	9.0%
% of FP17s Relating to Free Repair or Replacements	38	4,116	0.9%	0.8%	1.0%	0.8%
% of FP17s Relating to Continuations	9	4,116	0.2%	0.9%	1.0%	0.9%
% of Patients satisfied with the dentistry they have received	0	0	N/A	95.3%	93.8%	93.2%
% of Patients satisfied with the time they had to wait for an appointment	0	0	N/A	89.3%	89.4%	88.3%

* This is based on patients treated on this contract for their most recent course of treatment. Figures in italics indicate the base number of FP17s or Patient Questionnaire responses are less than 100. N/A is shown where the base number of responses is less than 10 during the period. % is calculated as Quantity/Base number*100

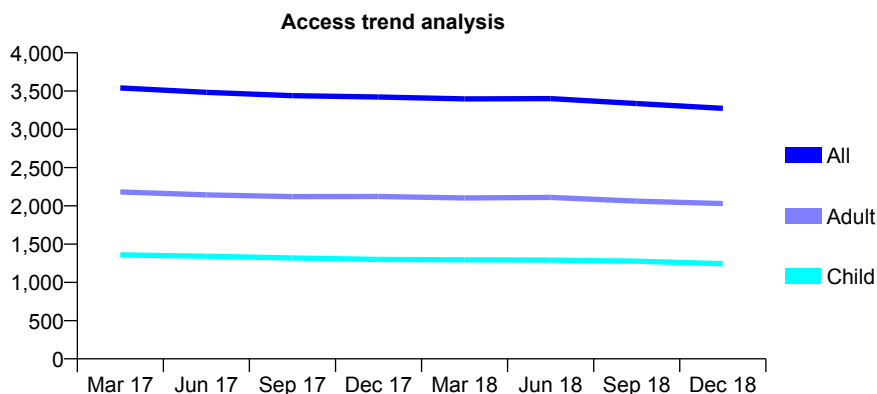
Q46 - Vital Signs At a Glance Contract Report for 103845/0001 - December 2018

Name or company name	Ian Wood and Partners
Contract type name	GDS Contract
Purpose of contract	General
Contract start date	01/09/2010
Contract end date	

18/19 Contracted general activity (UDA)	9,500
Carry forward general activity (UDA)	0
18/19 Contracted orthodontic activity (UOA)	0
Carry forward orthodontic activity (UOA)	0
Baseline contract value	£244,779.55

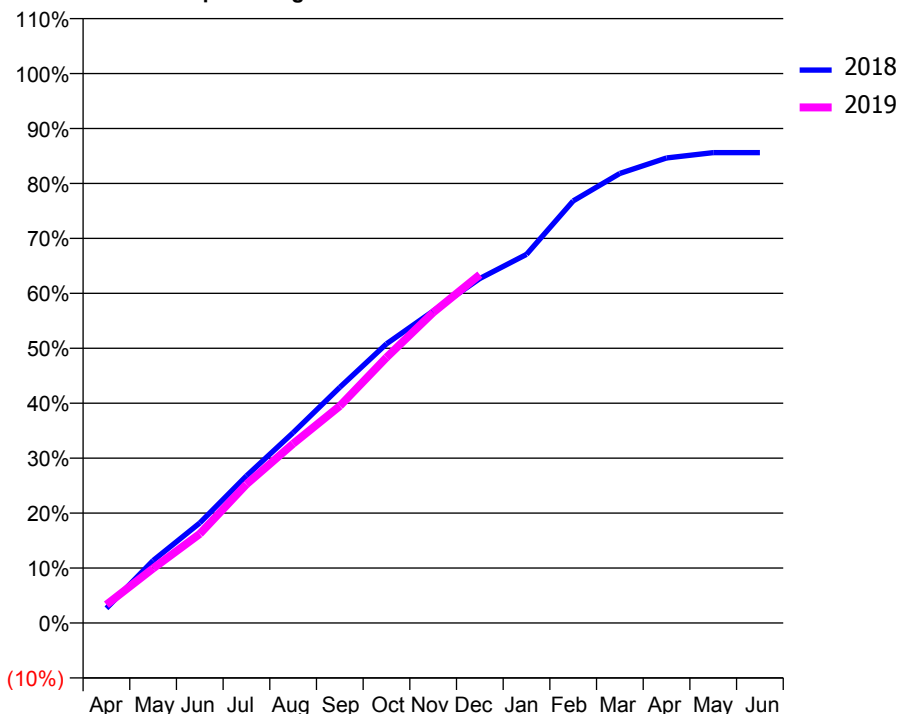
ACCESS*

Patients seen in 24 months	Total	Change since previous quarter
Quarter ending December 2017	3,422	
Quarter ending March 2018	3,397	→
Quarter ending June 2018	3,401	→
Quarter ending September 2018	3,337	↓
Quarter ending December 2018	3,274	↓
Variance since December 2017	(4.3%)	↓



ACTIVITY

Cumulative percentage of contracted UDA delivered 2018 & 2019



Month	Adjusted Scheduled Activity (UDA)	
	2018	2019
April	255	317
May	1,081	943
June	1,729	1,540
July	2,544	2,398
August	3,291	3,100
September	4,075	3,751
October	4,826	4,591
November	5,394	5,367
December	5,956	6,022
January	6,374	
February	7,298	
March	7,774	
April	8,040	
May	8,131	
June	8,131	

QUALITY

	Quantity	Base Number	Contract	AT	Region	England
% of FP17s for the same patient ID Re-attending within 3 months - Children	188	1,573	12.0%	12.2%	12.3%	11.8%
% of FP17s for the same patient ID Re-attending within 3 months - Adults	367	2,033	18.1%	16.0%	15.8%	15.6%
% of FP17s for the same patient ID Re-attending between 3 & 9 months - Children	948	1,573	60.3%	58.0%	60.1%	58.8%
% of FP17s for the same patient ID Re-attending between 3 & 9 months - Adults	1,026	2,033	50.5%	51.3%	53.3%	51.0%
% of FP17s for Band 1 Urgent Courses	200	3,371	5.9%	10.1%	9.0%	9.0%
% of FP17s Relating to Free Repair or Replacements	14	3,371	0.4%	0.8%	1.0%	0.8%
% of FP17s Relating to Continuations	82	3,371	2.4%	0.9%	1.0%	0.9%
% of Patients satisfied with the dentistry they have received	0	0	N/A	95.3%	93.8%	93.2%
% of Patients satisfied with the time they had to wait for an appointment	0	0	N/A	89.3%	89.4%	88.3%

* This is based on patients treated on this contract for their most recent course of treatment. Figures in italics indicate the base number of FP17s or Patient Questionnaire responses are less than 100. N/A is shown where the base number of responses is less than 10 during the period. % is calculated as Quantity/Base number*100

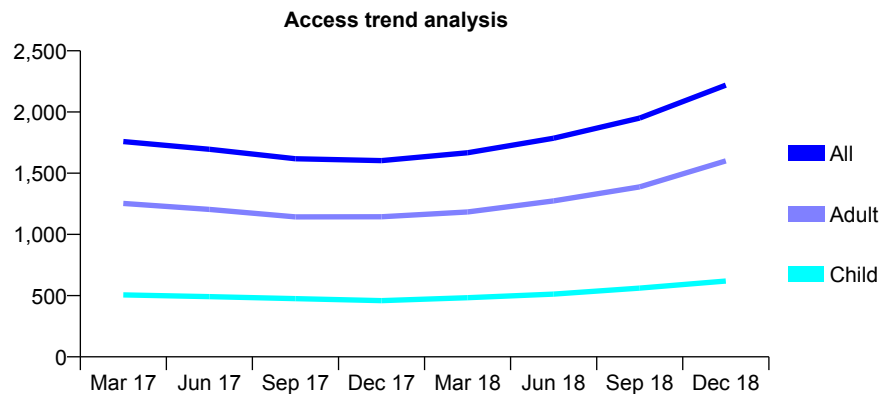
Q46 - Vital Signs At a Glance Contract Report for 106984/0006 - December 2018

Name or company name	Ravat and Ray Dental Care (Salford) Ltd
Contract type name	GDS Contract
Purpose of contract	General
Contract start date	01/04/2013
Contract end date	

18/19 Contracted general activity (UDA)	7,000
Carry forward general activity (UDA)	-65
18/19 Contracted orthodontic activity (UOA)	0
Carry forward orthodontic activity (UOA)	0
Baseline contract value	£219,697.26

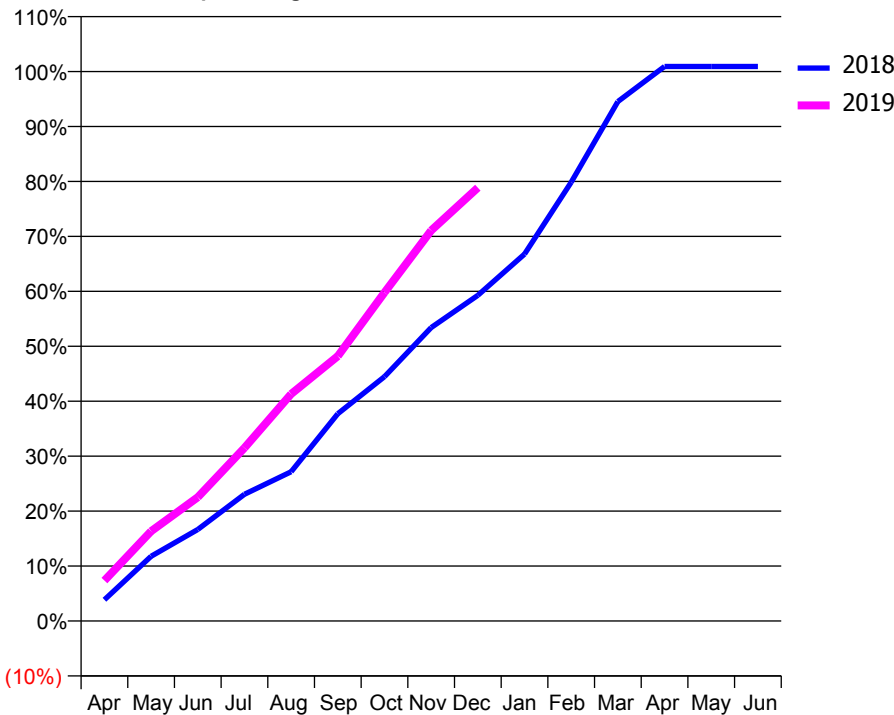
ACCESS*

Patients seen in 24 months	Total	Change since previous quarter
Quarter ending December 2017	1,603	
Quarter ending March 2018	1,667	↑
Quarter ending June 2018	1,786	↑
Quarter ending September 2018	1,950	↑
Quarter ending December 2018	2,220	↑
Variance since December 2017	38.5%	↑



ACTIVITY

Cumulative percentage of contracted UDA delivered 2018 & 2019



Month	Adjusted Scheduled Activity (UDA)	
	2018	2019
April	271	515
May	825	1,144
June	1,165	1,578
July	1,615	2,206
August	1,902	2,892
September	2,640	3,375
October	3,114	4,185
November	3,739	4,974
December	4,149	5,521
January	4,674	
February	5,590	
March	6,618	
April	7,064	
May	7,065	
June	7,065	

QUALITY

	Quantity	Base Number	Contract	AT	Region	England
% of FP17s for the same patient ID Re-attending within 3 months - Children	134	882	15.2%	12.2%	12.3%	11.8%
% of FP17s for the same patient ID Re-attending within 3 months - Adults	273	1,865	14.6%	16.0%	15.8%	15.6%
% of FP17s for the same patient ID Re-attending between 3 & 9 months - Children	470	882	53.3%	58.0%	60.1%	58.8%
% of FP17s for the same patient ID Re-attending between 3 & 9 months - Adults	792	1,865	42.5%	51.3%	53.3%	51.0%
% of FP17s for Band 1 Urgent Courses	208	2,640	7.9%	10.1%	9.0%	9.0%
% of FP17s Relating to Free Repair or Replacements	30	2,640	1.1%	0.8%	1.0%	0.8%
% of FP17s Relating to Continuations	6	2,640	0.2%	0.9%	1.0%	0.9%
% of Patients satisfied with the dentistry they have received	0	1	N/A	95.3%	93.8%	93.2%
% of Patients satisfied with the time they had to wait for an appointment	0	1	N/A	89.3%	89.4%	88.3%

* This is based on patients treated on this contract for their most recent course of treatment. Figures in italics indicate the base number of FP17s or Patient Questionnaire responses are less than 100. N/A is shown where the base number of responses is less than 10 during the period. % is calculated as Quantity/Base number*100

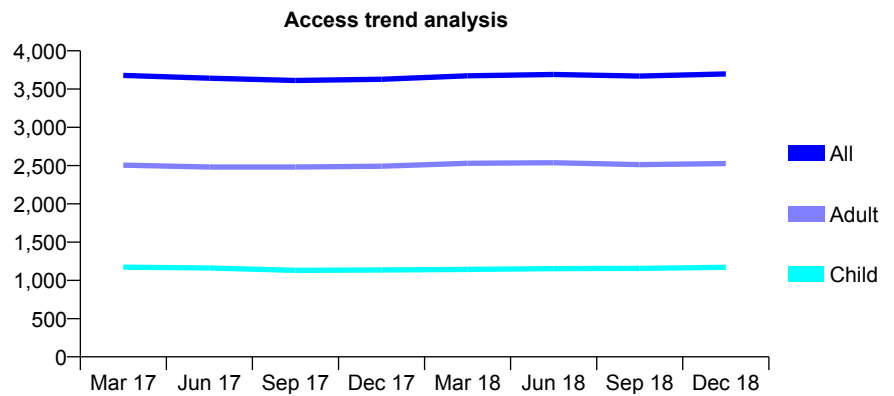
Q46 - Vital Signs At a Glance Contract Report for 108367/0001 - December 2018

Name or company name	Bell Lane Dental Practice
Contract type name	GDS Contract
Purpose of contract	General and Orthodontic
Contract start date	01/04/2012
Contract end date	

18/19 Contracted general activity (UDA)	12,338
Carry forward general activity (UDA)	5
18/19 Contracted orthodontic activity (UOA)	1,680
Carry forward orthodontic activity (UOA)	55
Baseline contract value	£575,694.09

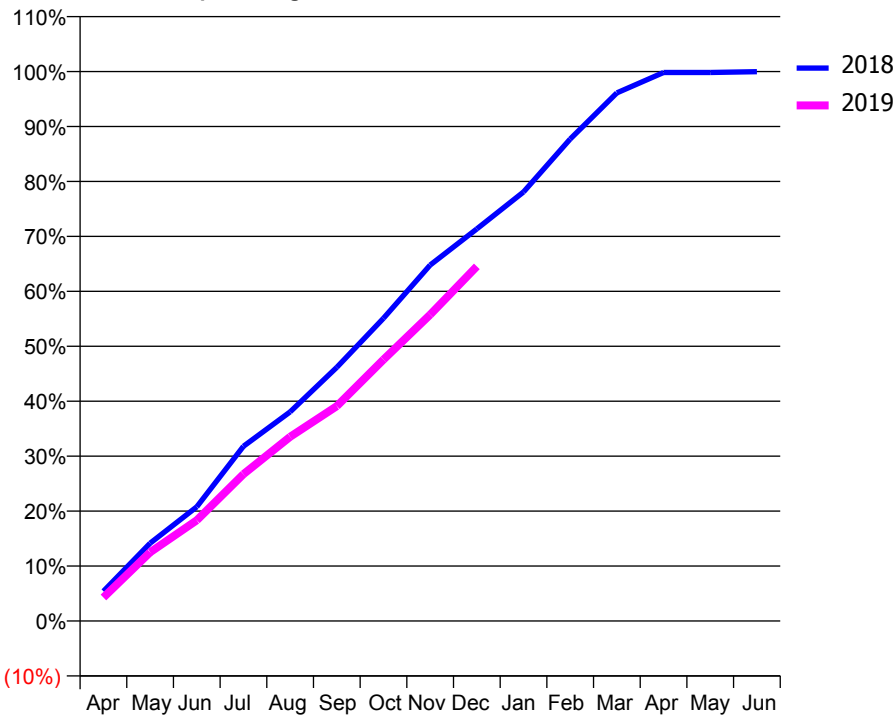
ACCESS*

Patients seen in 24 months	Total	Change since previous quarter
Quarter ending December 2017	3,628	
Quarter ending March 2018	3,673	→
Quarter ending June 2018	3,690	→
Quarter ending September 2018	3,669	→
Quarter ending December 2018	3,697	→
Variance since December 2017	1.9%	→



ACTIVITY

Cumulative percentage of contracted UDA delivered 2018 & 2019



Month	Adjusted Scheduled Activity (UDA)	
	2018	2019
April	669	528
May	1,748	1,545
June	2,564	2,261
July	3,923	3,297
August	4,695	4,135
September	5,698	4,825
October	6,797	5,871
November	7,994	6,877
December	8,805	7,964
January	9,634	
February	10,821	
March	11,857	
April	12,317	
May	12,316	
June	12,333	

QUALITY

	Quantity	Base Number	Contract	AT	Region	England
% of FP17s for the same patient ID Re-attending within 3 months - Children	86	1,391	6.2%	12.2%	12.3%	11.8%
% of FP17s for the same patient ID Re-attending within 3 months - Adults	232	2,322	10.0%	16.0%	15.8%	15.6%
% of FP17s for the same patient ID Re-attending between 3 & 9 months - Children	809	1,391	58.2%	58.0%	60.1%	58.8%
% of FP17s for the same patient ID Re-attending between 3 & 9 months - Adults	1,184	2,322	51.0%	51.3%	53.3%	51.0%
% of FP17s for Band 1 Urgent Courses	145	3,437	4.2%	10.1%	9.0%	9.0%
% of FP17s Relating to Free Repair or Replacements	31	3,437	0.9%	0.8%	1.0%	0.8%
% of FP17s Relating to Continuations	46	3,437	1.3%	0.9%	1.0%	0.9%
% of Patients satisfied with the dentistry they have received	0	0	N/A	95.3%	93.8%	93.2%
% of Patients satisfied with the time they had to wait for an appointment	0	0	N/A	89.3%	89.4%	88.3%

* This is based on patients treated on this contract for their most recent course of treatment. Figures in italics indicate the base number of FP17s or Patient Questionnaire responses are less than 100. N/A is shown where the base number of responses is less than 10 during the period. % is calculated as Quantity/Base number*100

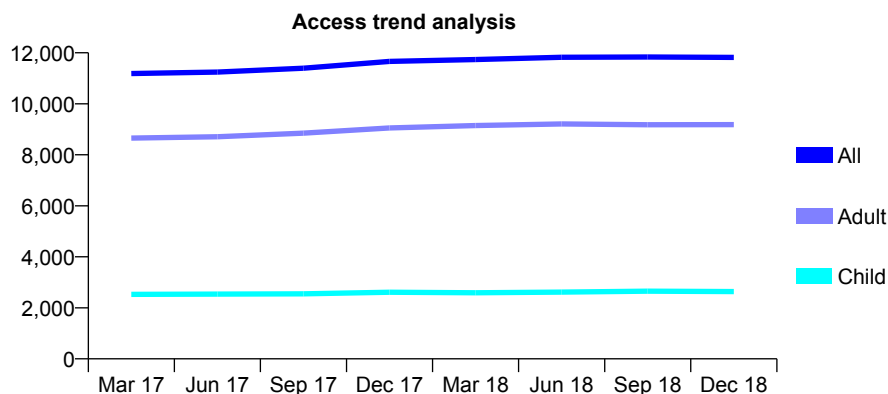
Q46 - Vital Signs At a Glance Contract Report for 108944/0001 - December 2018

Name or company name	Kenworthy Street Partnership
Contract type name	GDS Contract
Purpose of contract	General
Contract start date	01/04/2011
Contract end date	

18/19 Contracted general activity (UDA)	33,191
Carry forward general activity (UDA)	-664
18/19 Contracted orthodontic activity (UOA)	0
Carry forward orthodontic activity (UOA)	0
Baseline contract value	£1,121,493.70

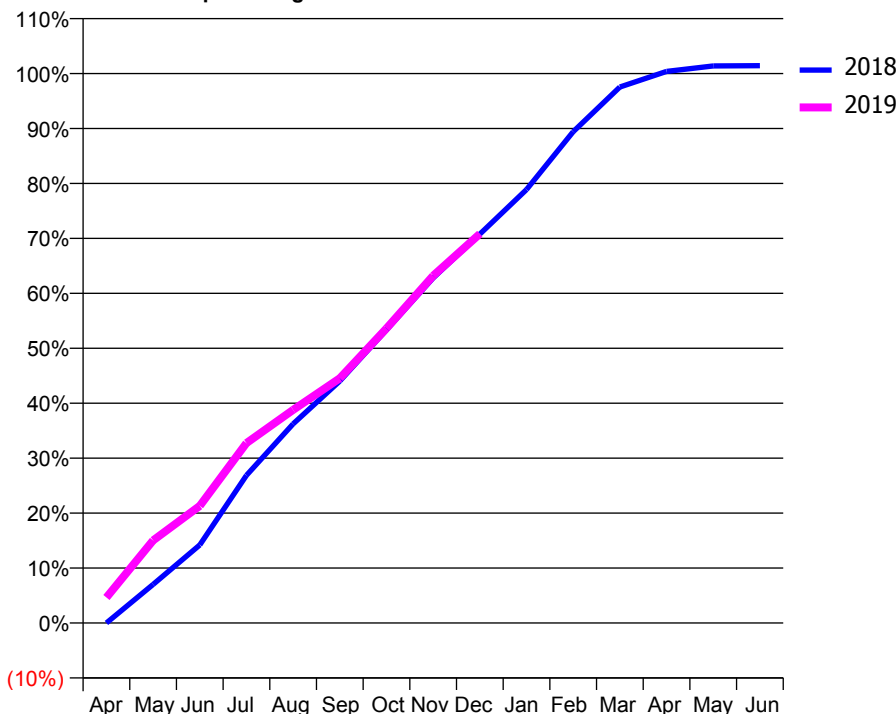
ACCESS*

Patients seen in 24 months	Total	Change since previous quarter
Quarter ending December 2017	11,663	
Quarter ending March 2018	11,735	→
Quarter ending June 2018	11,826	→
Quarter ending September 2018	11,837	→
Quarter ending December 2018	11,822	→
Variance since December 2017	1.4%	→



ACTIVITY

Cumulative percentage of contracted UDA delivered 2018 & 2019



Month	Adjusted Scheduled Activity (UDA)	
	2018	2019
April	-4	1,541
May	2,333	4,989
June	4,714	7,073
July	8,921	10,867
August	12,025	12,872
September	14,614	14,787
October	17,709	17,792
November	20,843	20,975
December	23,494	23,505
January	26,178	
February	29,673	
March	32,372	
April	33,320	
May	33,647	
June	33,664	

QUALITY

	Quantity	Base Number	Contract	AT	Region	England
% of FP17s for the same patient ID Re-attending within 3 months - Children	202	2,226	9.1%	12.2%	12.3%	11.8%
% of FP17s for the same patient ID Re-attending within 3 months - Adults	1,004	7,306	13.7%	16.0%	15.8%	15.6%
% of FP17s for the same patient ID Re-attending between 3 & 9 months - Children	1,042	2,226	46.8%	58.0%	60.1%	58.8%
% of FP17s for the same patient ID Re-attending between 3 & 9 months - Adults	2,710	7,306	37.1%	51.3%	53.3%	51.0%
% of FP17s for Band 1 Urgent Courses	905	9,020	10.0%	10.1%	9.0%	9.0%
% of FP17s Relating to Free Repair or Replacements	106	9,020	1.2%	0.8%	1.0%	0.8%
% of FP17s Relating to Continuations	161	9,020	1.8%	0.9%	1.0%	0.9%
% of Patients satisfied with the dentistry they have received	2	2	N/A	95.3%	93.8%	93.2%
% of Patients satisfied with the time they had to wait for an appointment	2	2	N/A	89.3%	89.4%	88.3%

* This is based on patients treated on this contract for their most recent course of treatment. Figures in italics indicate the base number of FP17s or Patient Questionnaire responses are less than 100. N/A is shown where the base number of responses is less than 10 during the period. % is calculated as Quantity/Base number*100

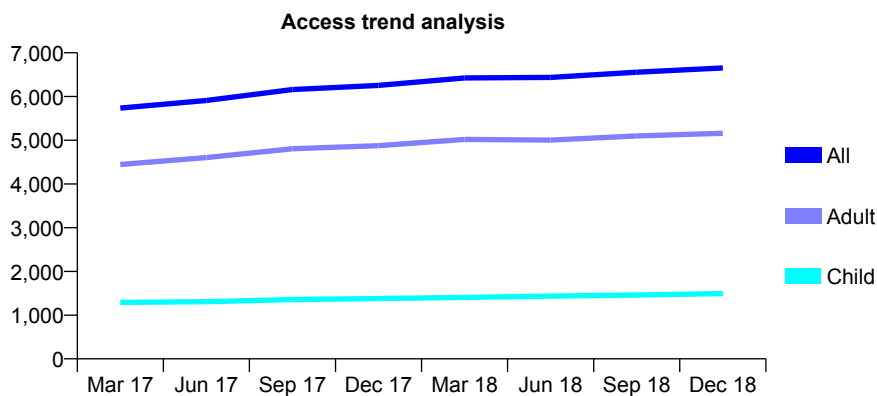
Q46 - Vital Signs At a Glance Contract Report for 109037/0001 - December 2018

Name or company name	Cheadle Heath Dental Practice
Contract type name	GDS Contract
Purpose of contract	General
Contract start date	01/12/2015
Contract end date	

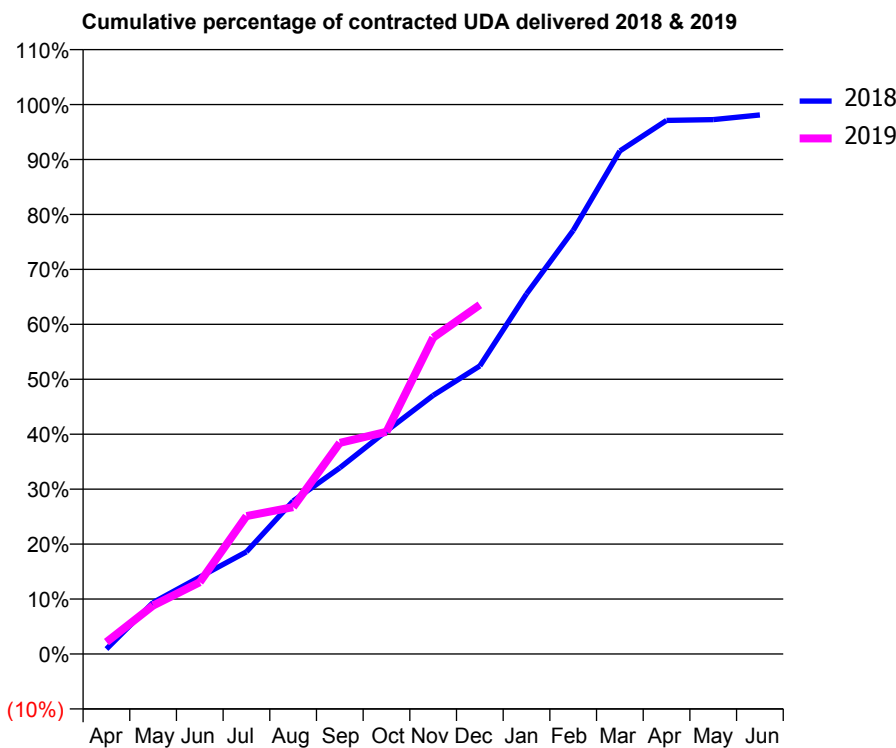
18/19 Contracted general activity (UDA)	17,500
Carry forward general activity (UDA)	0
18/19 Contracted orthodontic activity (UOA)	0
Carry forward orthodontic activity (UOA)	0
Baseline contract value	£527,824.07

ACCESS*

Patients seen in 24 months	Total	Change since previous quarter
Quarter ending December 2017	6,255	
Quarter ending March 2018	6,424	↑
Quarter ending June 2018	6,437	→
Quarter ending September 2018	6,557	→
Quarter ending December 2018	6,653	→
Variance since December 2017	6.4%	↑



ACTIVITY



Month	Adjusted Scheduled Activity (UDA)	
	2018	2019
April	157	380
May	1,641	1,545
June	2,453	2,285
July	3,253	4,392
August	4,874	4,676
September	5,931	6,723
October	7,104	7,079
November	8,238	10,077
December	9,177	11,119
January	11,467	
February	13,491	
March	16,022	
April	16,992	
May	17,017	
June	17,168	

QUALITY

	Quantity	Base Number	Contract	AT	Region	England
% of FP17s for the same patient ID Re-attending within 3 months - Children	93	1,491	6.2%	12.2%	12.3%	11.8%
% of FP17s for the same patient ID Re-attending within 3 months - Adults	568	4,723	12.0%	16.0%	15.8%	15.6%
% of FP17s for the same patient ID Re-attending between 3 & 9 months - Children	918	1,491	61.6%	58.0%	60.1%	58.8%
% of FP17s for the same patient ID Re-attending between 3 & 9 months - Adults	2,495	4,723	52.8%	51.3%	53.3%	51.0%
% of FP17s for Band 1 Urgent Courses	214	5,688	3.8%	10.1%	9.0%	9.0%
% of FP17s Relating to Free Repair or Replacements	60	5,688	1.1%	0.8%	1.0%	0.8%
% of FP17s Relating to Continuations	55	5,688	1.0%	0.9%	1.0%	0.9%
% of Patients satisfied with the dentistry they have received	4	5	N/A	95.3%	93.8%	93.2%
% of Patients satisfied with the time they had to wait for an appointment	5	5	N/A	89.3%	89.4%	88.3%

* This is based on patients treated on this contract for their most recent course of treatment. Figures in italics indicate the base number of FP17s or Patient Questionnaire responses are less than 100. N/A is shown where the base number of responses is less than 10 during the period. % is calculated as Quantity/Base number*100

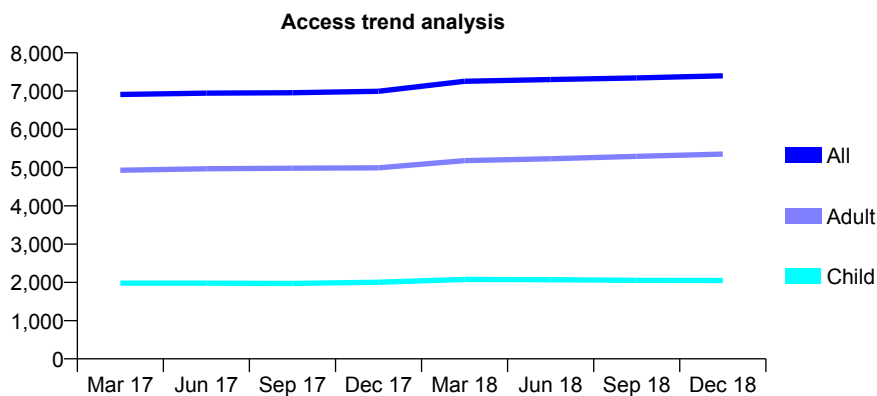
Q46 - Vital Signs At a Glance Contract Report for 109169/0001 - December 2018

Name or company name	Ash Dental Practice Limited
Contract type name	GDS Contract
Purpose of contract	General
Contract start date	01/07/2010
Contract end date	

18/19 Contracted general activity (UDA)	20,111
Carry forward general activity (UDA)	-324
18/19 Contracted orthodontic activity (UOA)	0
Carry forward orthodontic activity (UOA)	0
Baseline contract value	£630,911.19

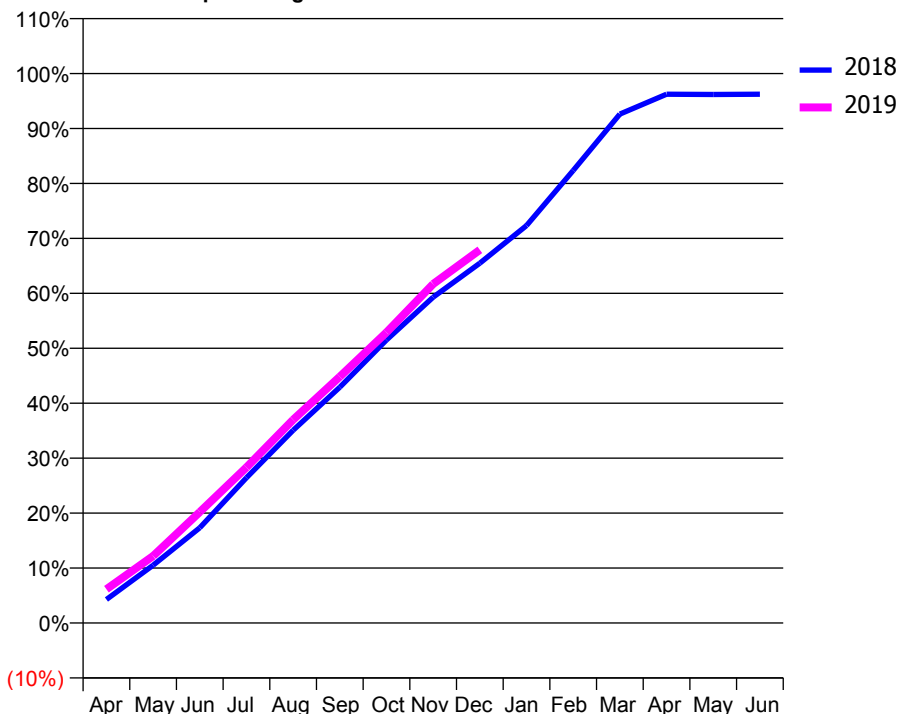
ACCESS*

Patients seen in 24 months	Total	Change since previous quarter
Quarter ending December 2017	6,994	
Quarter ending March 2018	7,256	↑
Quarter ending June 2018	7,301	→
Quarter ending September 2018	7,342	→
Quarter ending December 2018	7,400	→
Variance since December 2017	5.8%	↑



ACTIVITY

Cumulative percentage of contracted UDA delivered 2018 & 2019



Month	Adjusted Scheduled Activity (UDA)	
	2018	2019
April	861	1,238
May	2,114	2,450
June	3,485	4,062
July	5,317	5,697
August	7,056	7,438
September	8,630	9,017
October	10,360	10,636
November	11,927	12,411
December	13,169	13,658
January	14,544	
February	16,563	
March	18,625	
April	19,352	
May	19,342	
June	19,351	

QUALITY

	Quantity	Base Number	Contract	AT	Region	England
% of FP17s for the same patient ID Re-attending within 3 months - Children	280	2,167	12.9%	12.2%	12.3%	11.8%
% of FP17s for the same patient ID Re-attending within 3 months - Adults	1,129	5,570	20.3%	16.0%	15.8%	15.6%
% of FP17s for the same patient ID Re-attending between 3 & 9 months - Children	1,257	2,167	58.0%	58.0%	60.1%	58.8%
% of FP17s for the same patient ID Re-attending between 3 & 9 months - Adults	2,704	5,570	48.5%	51.3%	53.3%	51.0%
% of FP17s for Band 1 Urgent Courses	899	6,242	14.4%	10.1%	9.0%	9.0%
% of FP17s Relating to Free Repair or Replacements	56	6,242	0.9%	0.8%	1.0%	0.8%
% of FP17s Relating to Continuations	0	6,242	0.0%	0.9%	1.0%	0.9%
% of Patients satisfied with the dentistry they have received	2	2	N/A	95.3%	93.8%	93.2%
% of Patients satisfied with the time they had to wait for an appointment	1	2	N/A	89.3%	89.4%	88.3%

* This is based on patients treated on this contract for their most recent course of treatment. Figures in italics indicate the base number of FP17s or Patient Questionnaire responses are less than 100. N/A is shown where the base number of responses is less than 10 during the period. % is calculated as Quantity/Base number*100

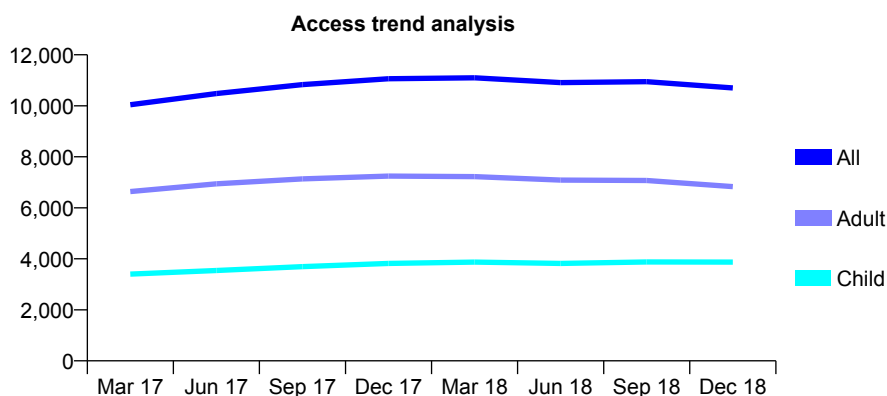
Q46 - Vital Signs At a Glance Contract Report for 109266/0001 - December 2018

Name or company name	Urgent Dental Care Ltd
Contract type name	GDS Contract
Purpose of contract	General
Contract start date	01/09/2013
Contract end date	

18/19 Contracted general activity (UDA)	27,120
Carry forward general activity (UDA)	0
18/19 Contracted orthodontic activity (UOA)	0
Carry forward orthodontic activity (UOA)	0
Baseline contract value	£808,089.73

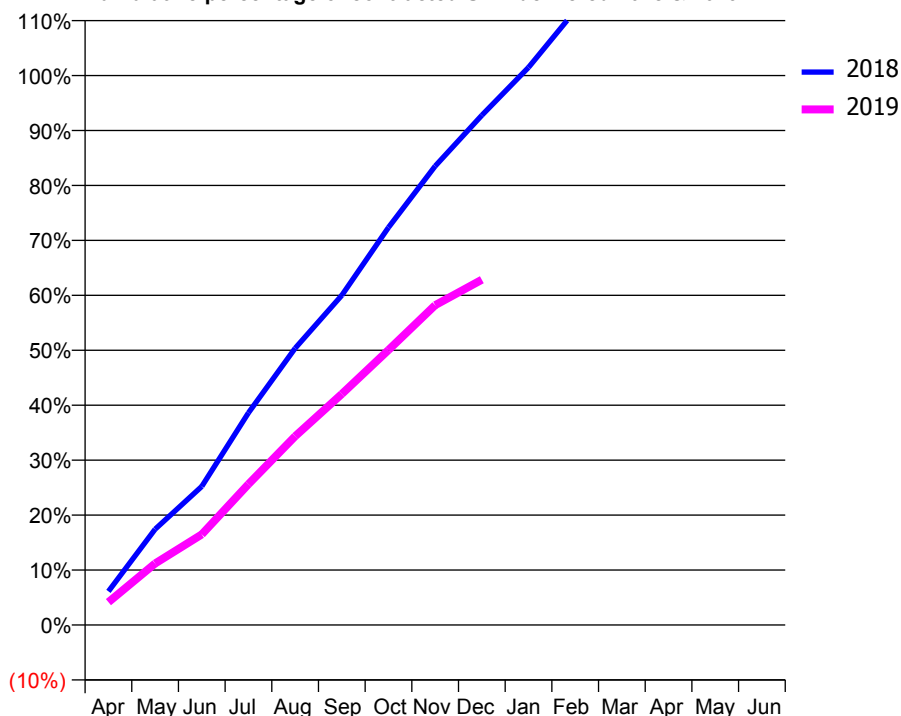
ACCESS*

Patients seen in 24 months	Total	Change since previous quarter
Quarter ending December 2017	11,063	
Quarter ending March 2018	11,098	→
Quarter ending June 2018	10,908	↓
Quarter ending September 2018	10,949	→
Quarter ending December 2018	10,703	↓
Variance since December 2017	(3.3%)	↓



ACTIVITY

Cumulative percentage of contracted UDA delivered 2018 & 2019



Adjusted Scheduled Activity (UDA)

Month	2018	2019
April	1,660	1,129
May	4,726	3,037
June	6,841	4,472
July	10,475	6,956
August	13,661	9,319
September	16,271	11,401
October	19,623	13,572
November	22,651	15,783
December	25,154	17,041
January	27,519	
February	30,317	
March	32,333	
April	33,396	
May	33,403	
June	33,418	

QUALITY

	Quantity	Base Number	Contract	AT	Region	England
% of FP17s for the same patient ID Re-attending within 3 months - Children	303	3,393	8.9%	12.2%	12.3%	11.8%
% of FP17s for the same patient ID Re-attending within 3 months - Adults	772	4,886	15.8%	16.0%	15.8%	15.6%
% of FP17s for the same patient ID Re-attending between 3 & 9 months - Children	1,675	3,393	49.4%	58.0%	60.1%	58.8%
% of FP17s for the same patient ID Re-attending between 3 & 9 months - Adults	2,185	4,886	44.7%	51.3%	53.3%	51.0%
% of FP17s for Band 1 Urgent Courses	846	7,684	11.0%	10.1%	9.0%	9.0%
% of FP17s Relating to Free Repair or Replacements	59	7,684	0.8%	0.8%	1.0%	0.8%
% of FP17s Relating to Continuations	17	7,684	0.2%	0.9%	1.0%	0.9%
% of Patients satisfied with the dentistry they have received	3	3	N/A	95.3%	93.8%	93.2%
% of Patients satisfied with the time they had to wait for an appointment	2	3	N/A	89.3%	89.4%	88.3%

* This is based on patients treated on this contract for their most recent course of treatment. Figures in italics indicate the base number of FP17s or Patient Questionnaire responses are less than 100. N/A is shown where the base number of responses is less than 10 during the period. % is calculated as Quantity/Base number*100

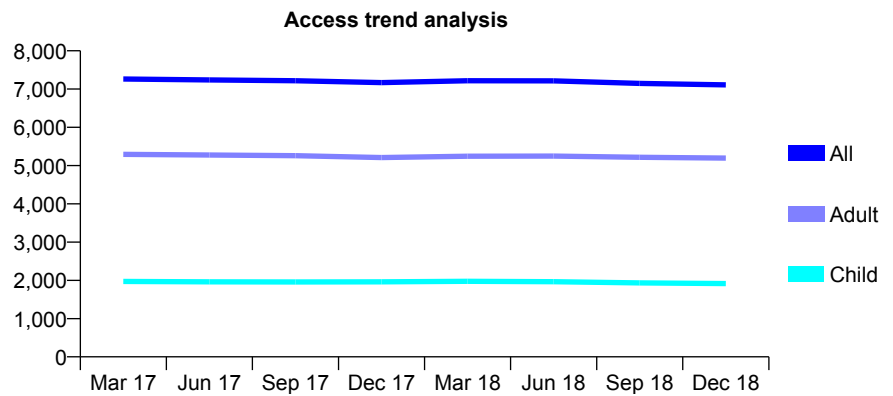
Q46 - Vital Signs At a Glance Contract Report for 109703/0001 - December 2018

Name or company name	Clarendon Dental Practice
Contract type name	GDS Contract
Purpose of contract	General
Contract start date	01/04/2009
Contract end date	

18/19 Contracted general activity (UDA)	23,600
Carry forward general activity (UDA)	0
18/19 Contracted orthodontic activity (UOA)	0
Carry forward orthodontic activity (UOA)	0
Baseline contract value	£798,387.21

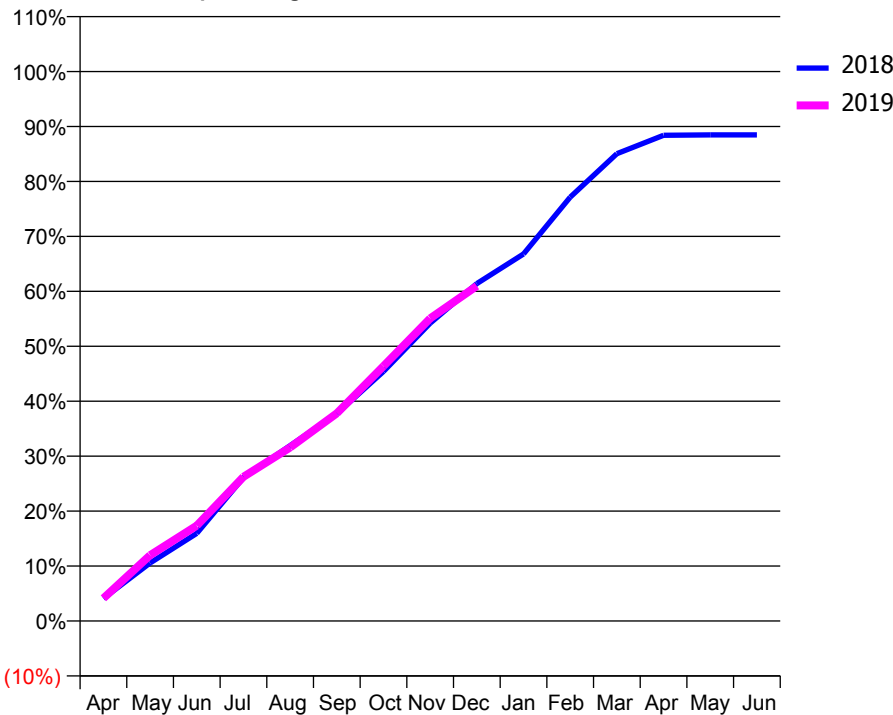
ACCESS*

Patients seen in 24 months	Total	Change since previous quarter
Quarter ending December 2017	7,170	
Quarter ending March 2018	7,216	→
Quarter ending June 2018	7,214	→
Quarter ending September 2018	7,149	→
Quarter ending December 2018	7,110	→
Variance since December 2017	(0.8%)	→



ACTIVITY

Cumulative percentage of contracted UDA delivered 2018 & 2019



Month	Adjusted Scheduled Activity (UDA)	
	2018	2019
April	968	974
May	2,497	2,828
June	3,767	4,096
July	6,157	6,191
August	7,534	7,453
September	8,901	8,920
October	10,717	10,947
November	12,791	12,996
December	14,494	14,387
January	15,765	
February	18,204	
March	20,071	
April	20,863	
May	20,880	
June	20,880	

QUALITY

	Quantity	Base Number	Contract	AT	Region	England
% of FP17s for the same patient ID Re-attending within 3 months - Children	146	2,008	7.3%	12.2%	12.3%	11.8%
% of FP17s for the same patient ID Re-attending within 3 months - Adults	556	4,946	11.2%	16.0%	15.8%	15.6%
% of FP17s for the same patient ID Re-attending between 3 & 9 months - Children	1,162	2,008	57.9%	58.0%	60.1%	58.8%
% of FP17s for the same patient ID Re-attending between 3 & 9 months - Adults	2,466	4,946	49.9%	51.3%	53.3%	51.0%
% of FP17s for Band 1 Urgent Courses	723	6,596	11.0%	10.1%	9.0%	9.0%
% of FP17s Relating to Free Repair or Replacements	23	6,596	0.3%	0.8%	1.0%	0.8%
% of FP17s Relating to Continuations	79	6,596	1.2%	0.9%	1.0%	0.9%
% of Patients satisfied with the dentistry they have received	0	0	N/A	95.3%	93.8%	93.2%
% of Patients satisfied with the time they had to wait for an appointment	0	0	N/A	89.3%	89.4%	88.3%

* This is based on patients treated on this contract for their most recent course of treatment. Figures in italics indicate the base number of FP17s or Patient Questionnaire responses are less than 100. N/A is shown where the base number of responses is less than 10 during the period. % is calculated as Quantity/Base number*100

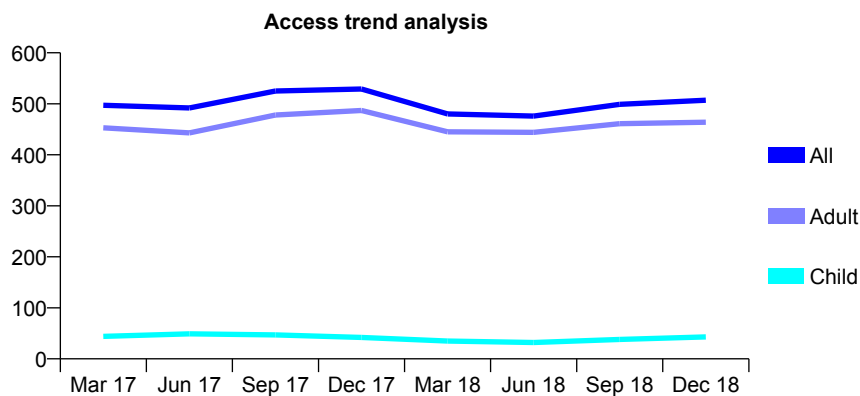
Q46 - Vital Signs At a Glance Contract Report for 109703/0002 - December 2018

Name or company name	Clarendon Dental Practice
Contract type name	GDS Contract
Purpose of contract	General
Contract start date	01/04/2009
Contract end date	

18/19 Contracted general activity (UDA)	985
Carry forward general activity (UDA)	6
18/19 Contracted orthodontic activity (UOA)	0
Carry forward orthodontic activity (UOA)	0
Baseline contract value	£40,142.91

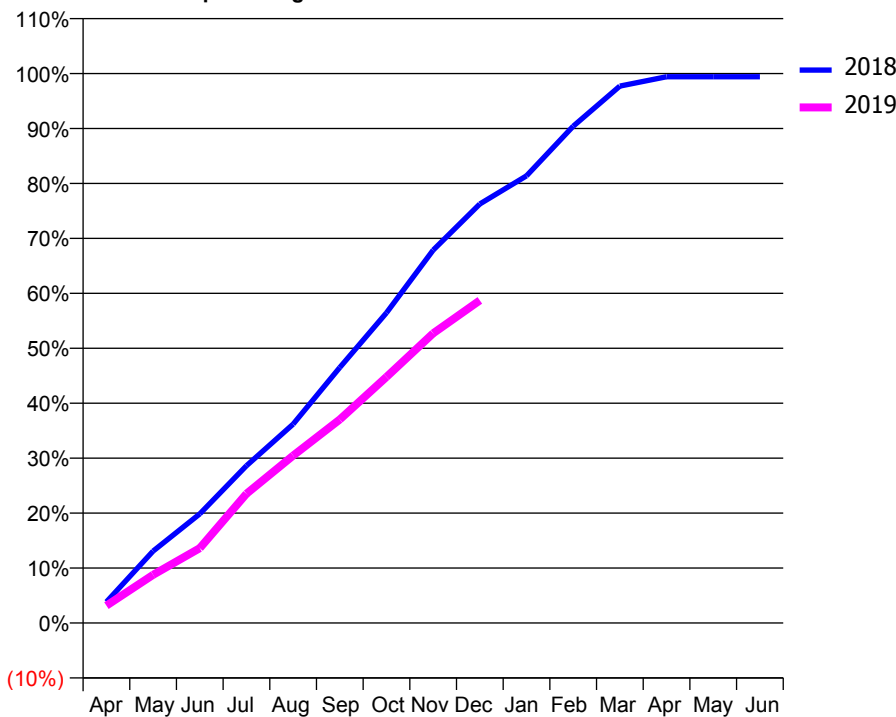
ACCESS*

Patients seen in 24 months	Total	Change since previous quarter
Quarter ending December 2017	529	
Quarter ending March 2018	480	↓
Quarter ending June 2018	476	→
Quarter ending September 2018	499	↑
Quarter ending December 2018	507	→
Variance since December 2017	(4.2%)	↓



ACTIVITY

Cumulative percentage of contracted UDA delivered 2018 & 2019



Month	Adjusted Scheduled Activity (UDA)	
	2018	2019
April	38	31
May	129	86
June	196	134
July	282	232
August	356	300
September	458	365
October	556	441
November	668	519
December	751	578
January	802	
February	890	
March	962	
April	979	
May	979	
June	979	

QUALITY

	Quantity	Base Number	Contract	AT	Region	England
% of FP17s for the same patient ID Re-attending within 3 months - Children	2	58	3.4%	12.2%	12.3%	11.8%
% of FP17s for the same patient ID Re-attending within 3 months - Adults	19	441	4.3%	16.0%	15.8%	15.6%
% of FP17s for the same patient ID Re-attending between 3 & 9 months - Children	1	58	1.7%	58.0%	60.1%	58.8%
% of FP17s for the same patient ID Re-attending between 3 & 9 months - Adults	9	441	2.0%	51.3%	53.3%	51.0%
% of FP17s for Band 1 Urgent Courses	472	484	97.5%	10.1%	9.0%	9.0%
% of FP17s Relating to Free Repair or Replacements	0	484	0.0%	0.8%	1.0%	0.8%
% of FP17s Relating to Continuations	0	484	0.0%	0.9%	1.0%	0.9%
% of Patients satisfied with the dentistry they have received	1	1	N/A	95.3%	93.8%	93.2%
% of Patients satisfied with the time they had to wait for an appointment	1	1	N/A	89.3%	89.4%	88.3%

* This is based on patients treated on this contract for their most recent course of treatment. Figures in italics indicate the base number of FP17s or Patient Questionnaire responses are less than 100. N/A is shown where the base number of responses is less than 10 during the period. % is calculated as Quantity/Base number*100

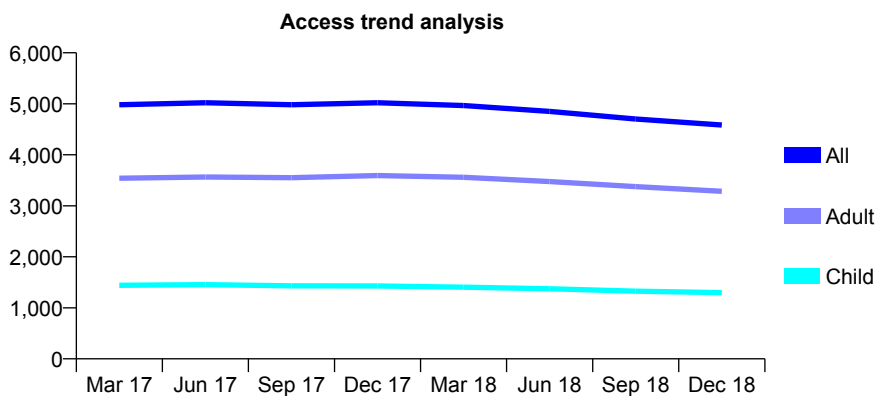
Q46 - Vital Signs At a Glance Contract Report for 109800/0001 - December 2018

Name or company name	Pinfold Dental Practice
Contract type name	GDS Contract
Purpose of contract	General
Contract start date	01/02/2008
Contract end date	

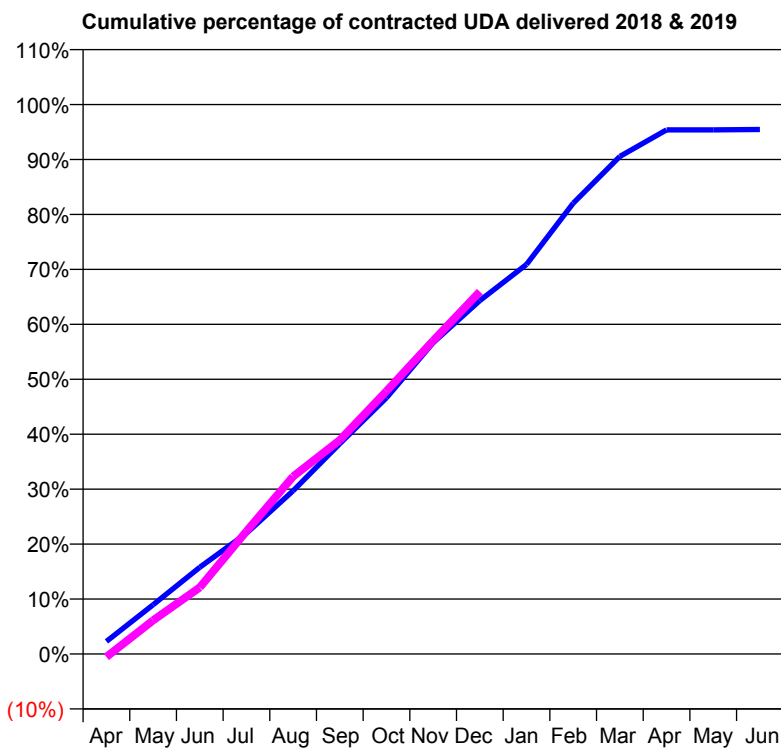
18/19 Contracted general activity (UDA)	14,747
Carry forward general activity (UDA)	746
18/19 Contracted orthodontic activity (UOA)	0
Carry forward orthodontic activity (UOA)	0
Baseline contract value	£474,531.98

ACCESS*

Patients seen in 24 months	Total	Change since previous quarter
Quarter ending December 2017	5,022	
Quarter ending March 2018	4,965	↓
Quarter ending June 2018	4,851	↓
Quarter ending September 2018	4,703	↓
Quarter ending December 2018	4,584	↓
Variance since December 2017	(8.7%)	↓



ACTIVITY



Month	Adjusted Scheduled Activity (UDA)	
	2018	2019
April	447	-79
May	1,749	903
June	3,078	1,789
July	4,283	3,294
August	5,795	4,764
September	7,467	5,740
October	9,093	7,055
November	11,046	8,409
December	12,545	9,726
January	13,826	
February	15,999	
March	17,658	
April	18,601	
May	18,601	
June	18,612	

QUALITY

	Quantity	Base Number	Contract	AT	Region	England
% of FP17s for the same patient ID Re-attending within 3 months - Children	138	1,300	10.6%	12.2%	12.3%	11.8%
% of FP17s for the same patient ID Re-attending within 3 months - Adults	686	3,457	19.8%	16.0%	15.8%	15.6%
% of FP17s for the same patient ID Re-attending between 3 & 9 months - Children	757	1,300	58.2%	58.0%	60.1%	58.8%
% of FP17s for the same patient ID Re-attending between 3 & 9 months - Adults	1,786	3,457	51.7%	51.3%	53.3%	51.0%
% of FP17s for Band 1 Urgent Courses	487	4,463	10.9%	10.1%	9.0%	9.0%
% of FP17s Relating to Free Repair or Replacements	43	4,463	1.0%	0.8%	1.0%	0.8%
% of FP17s Relating to Continuations	135	4,463	3.0%	0.9%	1.0%	0.9%
% of Patients satisfied with the dentistry they have received	0	0	N/A	95.3%	93.8%	93.2%
% of Patients satisfied with the time they had to wait for an appointment	0	0	N/A	89.3%	89.4%	88.3%

* This is based on patients treated on this contract for their most recent course of treatment. Figures in italics indicate the base number of FP17s or Patient Questionnaire responses are less than 100. N/A is shown where the base number of responses is less than 10 during the period. % is calculated as Quantity/Base number*100

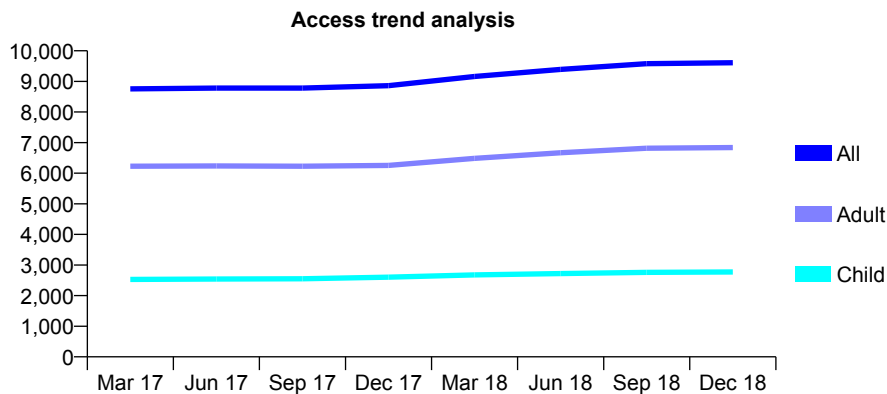
Q46 - Vital Signs At a Glance Contract Report for 109851/0002 - December 2018

Name or company name	Wood & Woolfstein Dental Surgery
Contract type name	GDS Contract
Purpose of contract	General
Contract start date	01/04/2009
Contract end date	

18/19 Contracted general activity (UDA)	29,704
Carry forward general activity (UDA)	-245
18/19 Contracted orthodontic activity (UOA)	0
Carry forward orthodontic activity (UOA)	0
Baseline contract value	£996,320.45

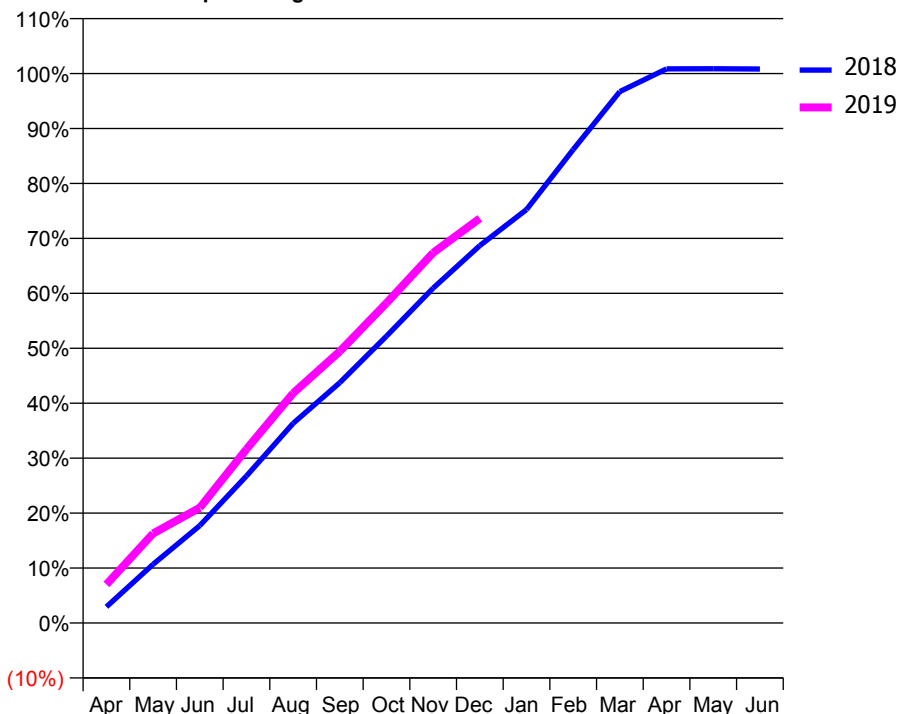
ACCESS*

Patients seen in 24 months	Total	Change since previous quarter
Quarter ending December 2017	8,860	
Quarter ending March 2018	9,163	↑
Quarter ending June 2018	9,394	↑
Quarter ending September 2018	9,579	→
Quarter ending December 2018	9,610	→
Variance since December 2017	8.5%	↑



ACTIVITY

Cumulative percentage of contracted UDA delivered 2018 & 2019



Month	Adjusted Scheduled Activity (UDA)	
	2018	2019
April	879	2,085
May	3,174	4,842
June	5,266	6,232
July	7,945	9,398
August	10,794	12,422
September	12,996	14,685
October	15,510	17,299
November	18,101	20,011
December	20,402	21,875
January	22,346	
February	25,590	
March	28,726	
April	29,957	
May	29,961	
June	29,949	

QUALITY

	Quantity	Base Number	Contract	AT	Region	England
% of FP17s for the same patient ID Re-attending within 3 months - Children	377	3,614	10.4%	12.2%	12.3%	11.8%
% of FP17s for the same patient ID Re-attending within 3 months - Adults	1,305	8,569	15.2%	16.0%	15.8%	15.6%
% of FP17s for the same patient ID Re-attending between 3 & 9 months - Children	2,545	3,614	70.4%	58.0%	60.1%	58.8%
% of FP17s for the same patient ID Re-attending between 3 & 9 months - Adults	5,445	8,569	63.5%	51.3%	53.3%	51.0%
% of FP17s for Band 1 Urgent Courses	807	11,648	6.9%	10.1%	9.0%	9.0%
% of FP17s Relating to Free Repair or Replacements	66	11,648	0.6%	0.8%	1.0%	0.8%
% of FP17s Relating to Continuations	26	11,648	0.2%	0.9%	1.0%	0.9%
% of Patients satisfied with the dentistry they have received	2	2	N/A	95.3%	93.8%	93.2%
% of Patients satisfied with the time they had to wait for an appointment	1	2	N/A	89.3%	89.4%	88.3%

* This is based on patients treated on this contract for their most recent course of treatment. Figures in italics indicate the base number of FP17s or Patient Questionnaire responses are less than 100. N/A is shown where the base number of responses is less than 10 during the period. % is calculated as Quantity/Base number*100

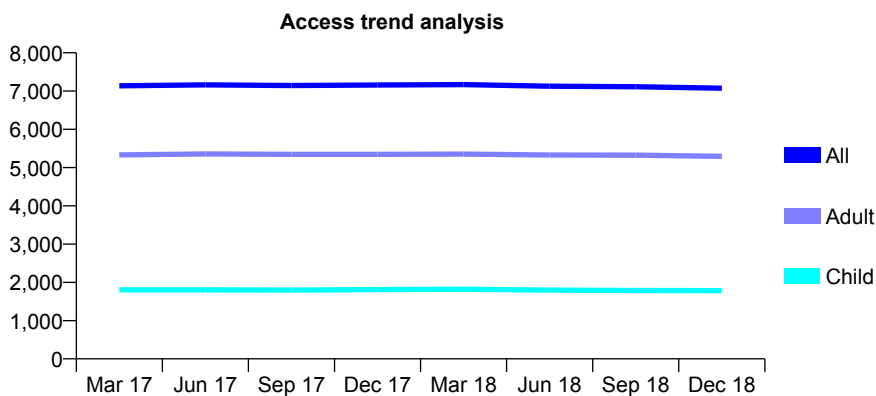
Q46 - Vital Signs At a Glance Contract Report for 110264/0001 - December 2018

Name or company name	Spring Lane Dental Practice Ltd
Contract type name	Pilot Contract
Purpose of contract	General
Contract start date	07/04/2014
Contract end date	

18/19 Contracted general activity (UDA)	21,657
Carry forward general activity (UDA)	0
18/19 Contracted orthodontic activity (UOA)	0
Carry forward orthodontic activity (UOA)	0
Baseline contract value	£619,365.17

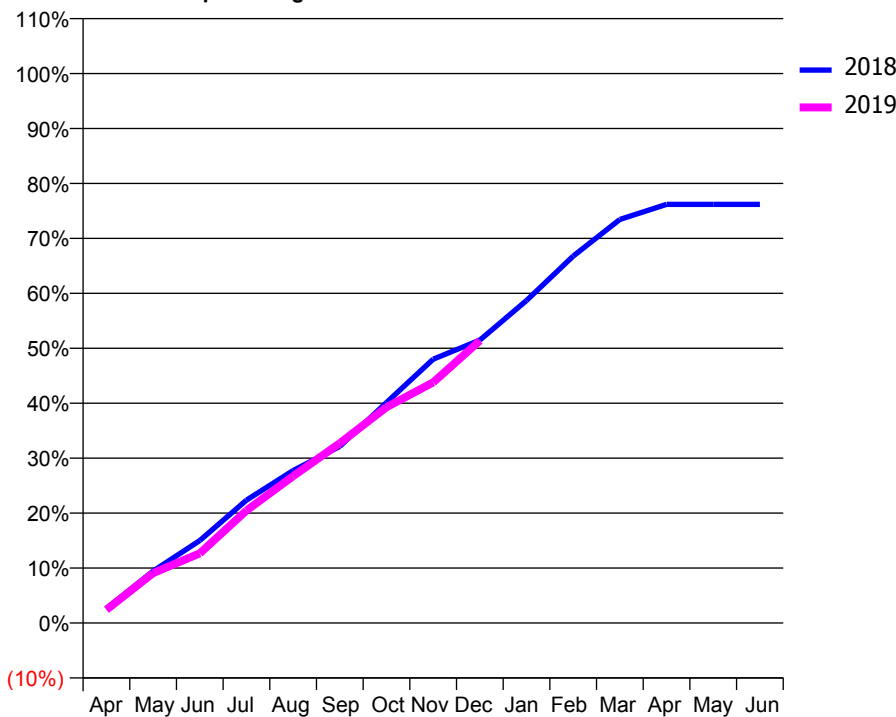
ACCESS*

Patients seen in 24 months	Total	Change since previous quarter
Quarter ending December 2017	7,157	
Quarter ending March 2018	7,170	→
Quarter ending June 2018	7,127	→
Quarter ending September 2018	7,112	→
Quarter ending December 2018	7,075	→
Variance since December 2017	(1.1%)	↓



ACTIVITY

Cumulative percentage of contracted UDA delivered 2018 & 2019



Month	Adjusted Scheduled Activity (UDA)	
	2018	2019
April	570	522
May	2,048	1,971
June	3,253	2,748
July	4,841	4,434
August	6,008	5,791
September	6,963	7,089
October	8,691	8,506
November	10,397	9,485
December	11,151	11,127
January	12,709	
February	14,461	
March	15,907	
April	16,499	
May	16,499	
June	16,498	

QUALITY

	Quantity	Base Number	Contract	AT	Region	England
% of FP17s for the same patient ID Re-attending within 3 months - Children	57	1,949	2.9%	12.2%	12.3%	11.8%
% of FP17s for the same patient ID Re-attending within 3 months - Adults	407	4,882	8.3%	16.0%	15.8%	15.6%
% of FP17s for the same patient ID Re-attending between 3 & 9 months - Children	1,294	1,949	66.4%	58.0%	60.1%	58.8%
% of FP17s for the same patient ID Re-attending between 3 & 9 months - Adults	2,254	4,882	46.2%	51.3%	53.3%	51.0%
% of FP17s for Band 1 Urgent Courses	176	6,470	2.7%	10.1%	9.0%	9.0%
% of FP17s Relating to Free Repair or Replacements	33	6,470	0.5%	0.8%	1.0%	0.8%
% of FP17s Relating to Continuations	18	6,470	0.3%	0.9%	1.0%	0.9%
% of Patients satisfied with the dentistry they have received	0	0	N/A	95.3%	93.8%	93.2%
% of Patients satisfied with the time they had to wait for an appointment	0	0	N/A	89.3%	89.4%	88.3%

* This is based on patients treated on this contract for their most recent course of treatment. Figures in italics indicate the base number of FP17s or Patient Questionnaire responses are less than 100. N/A is shown where the base number of responses is less than 10 during the period. % is calculated as Quantity/Base number*100

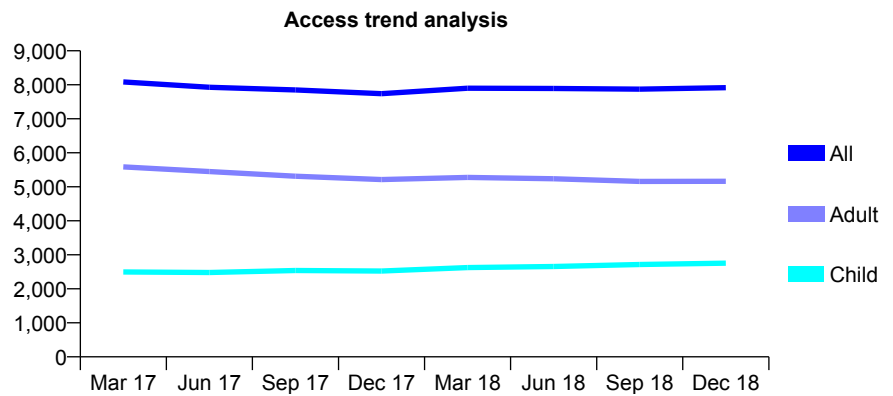
Q46 - Vital Signs At a Glance Contract Report for 111937/0001 - December 2018

Name or company name	Deane Dental
Contract type name	GDS Contract
Purpose of contract	General
Contract start date	01/04/2011
Contract end date	

18/19 Contracted general activity (UDA)	26,200
Carry forward general activity (UDA)	-27
18/19 Contracted orthodontic activity (UOA)	0
Carry forward orthodontic activity (UOA)	0
Baseline contract value	£701,056.52

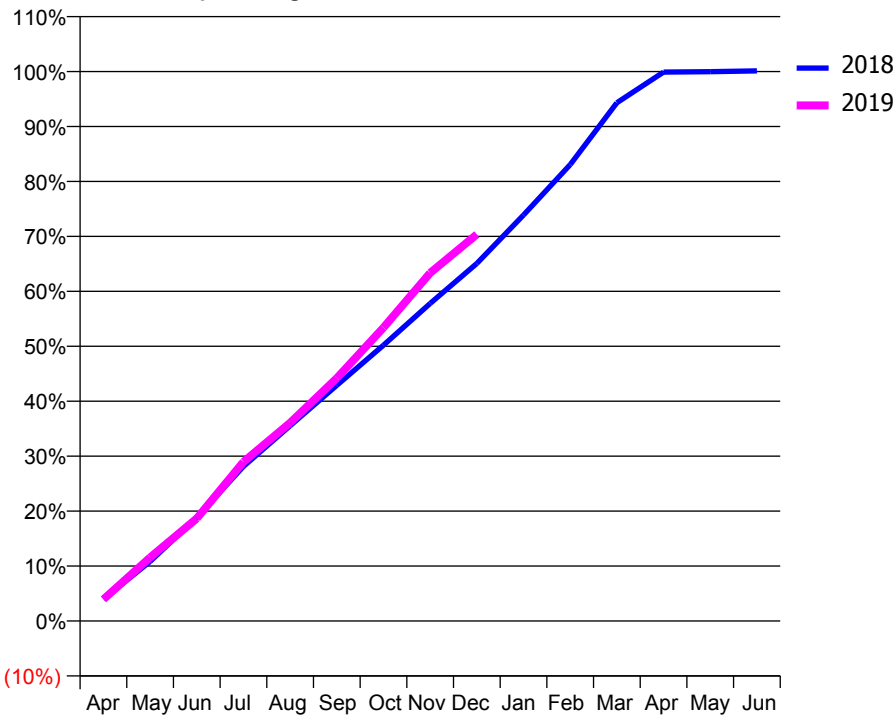
ACCESS*

Patients seen in 24 months	Total	Change since previous quarter
Quarter ending December 2017	7,739	
Quarter ending March 2018	7,901	↑
Quarter ending June 2018	7,893	→
Quarter ending September 2018	7,874	→
Quarter ending December 2018	7,915	→
Variance since December 2017	2.3%	↑



ACTIVITY

Cumulative percentage of contracted UDA delivered 2018 & 2019



Month	Adjusted Scheduled Activity (UDA)	
	2018	2019
April	1,044	1,031
May	2,836	3,031
June	4,938	4,891
July	7,371	7,591
August	9,312	9,449
September	11,238	11,584
October	13,152	13,989
November	15,141	16,600
December	17,047	18,434
January	19,354	
February	21,763	
March	24,708	
April	26,171	
May	26,194	
June	26,227	

QUALITY

	Quantity	Base Number	Contract	AT	Region	England
% of FP17s for the same patient ID Re-attending within 3 months - Children	381	3,262	11.7%	12.2%	12.3%	11.8%
% of FP17s for the same patient ID Re-attending within 3 months - Adults	1,298	5,605	23.2%	16.0%	15.8%	15.6%
% of FP17s for the same patient ID Re-attending between 3 & 9 months - Children	1,895	3,262	58.1%	58.0%	60.1%	58.8%
% of FP17s for the same patient ID Re-attending between 3 & 9 months - Adults	2,585	5,605	46.1%	51.3%	53.3%	51.0%
% of FP17s for Band 1 Urgent Courses	1,577	8,271	19.1%	10.1%	9.0%	9.0%
% of FP17s Relating to Free Repair or Replacements	115	8,271	1.4%	0.8%	1.0%	0.8%
% of FP17s Relating to Continuations	17	8,271	0.2%	0.9%	1.0%	0.9%
% of Patients satisfied with the dentistry they have received	3	3	N/A	95.3%	93.8%	93.2%
% of Patients satisfied with the time they had to wait for an appointment	2	3	N/A	89.3%	89.4%	88.3%

* This is based on patients treated on this contract for their most recent course of treatment. Figures in italics indicate the base number of FP17s or Patient Questionnaire responses are less than 100. N/A is shown where the base number of responses is less than 10 during the period. % is calculated as Quantity/Base number*100

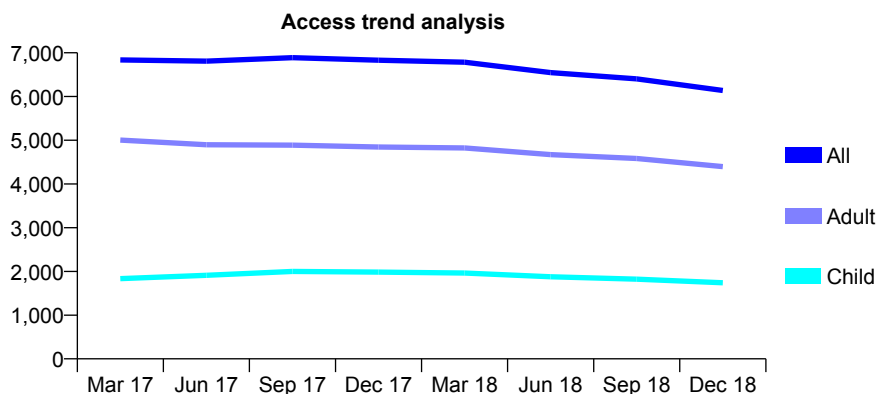
Q46 - Vital Signs At a Glance Contract Report for 112429/0001 - December 2018

Name or company name	Bolton and Bury Dental Practice Partnership
Contract type name	GDS Contract
Purpose of contract	General
Contract start date	01/03/2013
Contract end date	

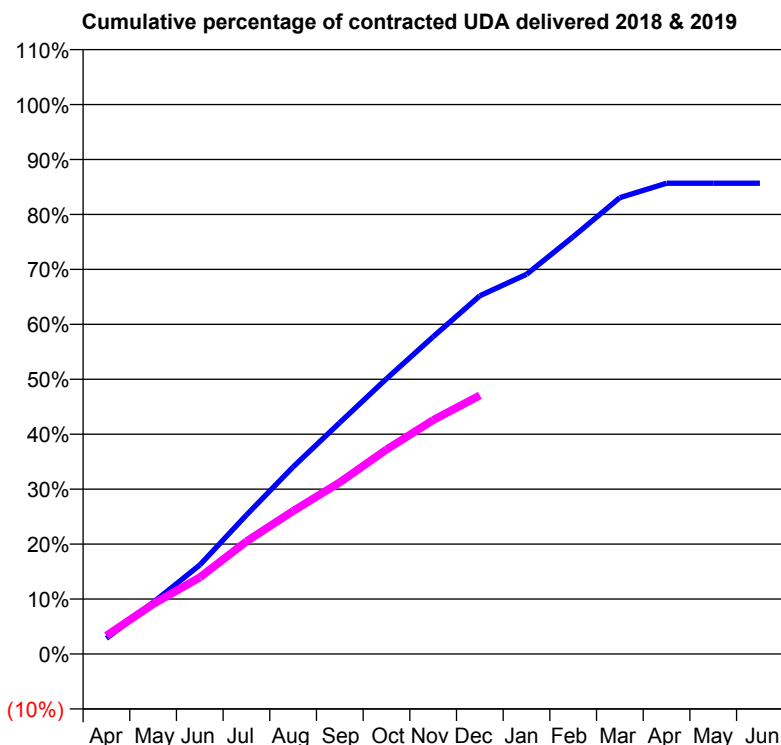
18/19 Contracted general activity (UDA)	20,000
Carry forward general activity (UDA)	0
18/19 Contracted orthodontic activity (UOA)	0
Carry forward orthodontic activity (UOA)	0
Baseline contract value	£653,765.66

ACCESS*

Patients seen in 24 months	Total	Change since previous quarter
Quarter ending December 2017	6,831	
Quarter ending March 2018	6,786	→
Quarter ending June 2018	6,548	↓
Quarter ending September 2018	6,405	↓
Quarter ending December 2018	6,139	↓
Variance since December 2017	(10.1%)	↓



ACTIVITY



Month	Adjusted Scheduled Activity (UDA)	
	2018	2019
April	569	669
May	1,878	1,818
June	3,237	2,790
July	5,062	4,100
August	6,813	5,206
September	8,421	6,249
October	10,018	7,442
November	11,550	8,517
December	13,040	9,414
January	13,821	
February	15,187	
March	16,610	
April	17,134	
May	17,134	
June	17,134	

QUALITY

	Quantity	Base Number	Contract	AT	Region	England
% of FP17s for the same patient ID Re-attending within 3 months - Children	59	1,644	3.6%	12.2%	12.3%	11.8%
% of FP17s for the same patient ID Re-attending within 3 months - Adults	277	3,201	8.7%	16.0%	15.8%	15.6%
% of FP17s for the same patient ID Re-attending between 3 & 9 months - Children	1,098	1,644	66.8%	58.0%	60.1%	58.8%
% of FP17s for the same patient ID Re-attending between 3 & 9 months - Adults	1,488	3,201	46.5%	51.3%	53.3%	51.0%
% of FP17s for Band 1 Urgent Courses	453	4,594	9.9%	10.1%	9.0%	9.0%
% of FP17s Relating to Free Repair or Replacements	43	4,594	0.9%	0.8%	1.0%	0.8%
% of FP17s Relating to Continuations	20	4,594	0.4%	0.9%	1.0%	0.9%
% of Patients satisfied with the dentistry they have received	3	4	N/A	95.3%	93.8%	93.2%
% of Patients satisfied with the time they had to wait for an appointment	2	4	N/A	89.3%	89.4%	88.3%

* This is based on patients treated on this contract for their most recent course of treatment. Figures in italics indicate the base number of FP17s or Patient Questionnaire responses are less than 100. N/A is shown where the base number of responses is less than 10 during the period. % is calculated as Quantity/Base number*100

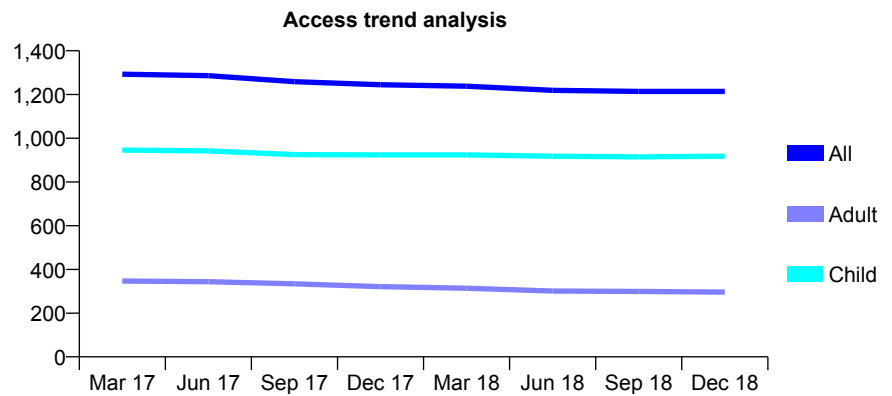
Q46 - Vital Signs At a Glance Contract Report for 112682/0001 - December 2018

Name or company name	Pemberton Dental Practice
Contract type name	GDS Contract
Purpose of contract	General
Contract start date	01/04/2014
Contract end date	

18/19 Contracted general activity (UDA)	5,500
Carry forward general activity (UDA)	0
18/19 Contracted orthodontic activity (UOA)	0
Carry forward orthodontic activity (UOA)	0
Baseline contract value	£138,659.38

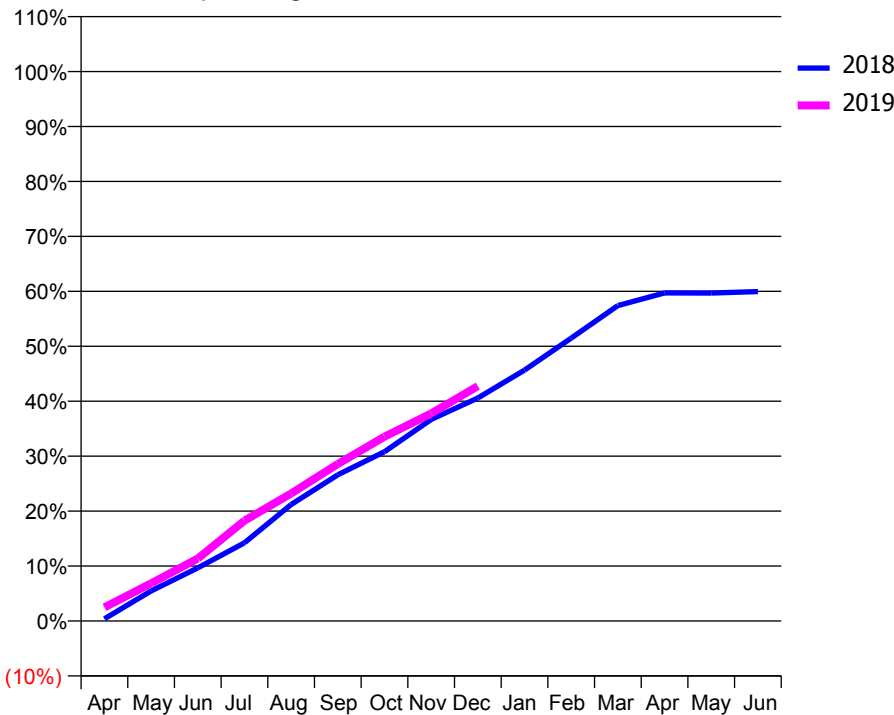
ACCESS*

Patients seen in 24 months	Total	Change since previous quarter
Quarter ending December 2017	1,245	
Quarter ending March 2018	1,238	→
Quarter ending June 2018	1,219	↓
Quarter ending September 2018	1,214	→
Quarter ending December 2018	1,214	→
Variance since December 2017	(2.5%)	↓



ACTIVITY

Cumulative percentage of contracted UDA delivered 2018 & 2019



Month	Adjusted Scheduled Activity (UDA)	
	2018	2019
April	22	137
May	301	377
June	532	625
July	783	1,004
August	1,166	1,276
September	1,463	1,571
October	1,694	1,845
November	2,018	2,078
December	2,232	2,350
January	2,511	
February	2,831	
March	3,157	
April	3,284	
May	3,283	
June	3,297	

QUALITY

	Quantity	Base Number	Contract	AT	Region	England
% of FP17s for the same patient ID Re-attending within 3 months - Children	211	1,340	15.7%	12.2%	12.3%	11.8%
% of FP17s for the same patient ID Re-attending within 3 months - Adults	59	264	22.3%	16.0%	15.8%	15.6%
% of FP17s for the same patient ID Re-attending between 3 & 9 months - Children	842	1,340	62.8%	58.0%	60.1%	58.8%
% of FP17s for the same patient ID Re-attending between 3 & 9 months - Adults	150	264	56.8%	51.3%	53.3%	51.0%
% of FP17s for Band 1 Urgent Courses	42	1,510	2.8%	10.1%	9.0%	9.0%
% of FP17s Relating to Free Repair or Replacements	0	1,510	0.0%	0.8%	1.0%	0.8%
% of FP17s Relating to Continuations	0	1,510	0.0%	0.9%	1.0%	0.9%
% of Patients satisfied with the dentistry they have received	0	0	N/A	95.3%	93.8%	93.2%
% of Patients satisfied with the time they had to wait for an appointment	0	0	N/A	89.3%	89.4%	88.3%

* This is based on patients treated on this contract for their most recent course of treatment. Figures in italics indicate the base number of FP17s or Patient Questionnaire responses are less than 100. N/A is shown where the base number of responses is less than 10 during the period. % is calculated as Quantity/Base number*100

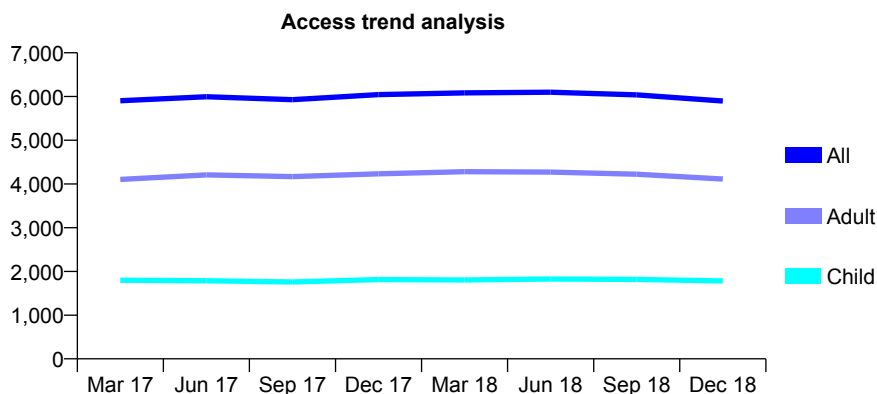
Q46 - Vital Signs At a Glance Contract Report for 112836/0001 - December 2018

Name or company name	Ripponden Road Dental Practice Partnersh
Contract type name	GDS Contract
Purpose of contract	General
Contract start date	30/07/2015
Contract end date	

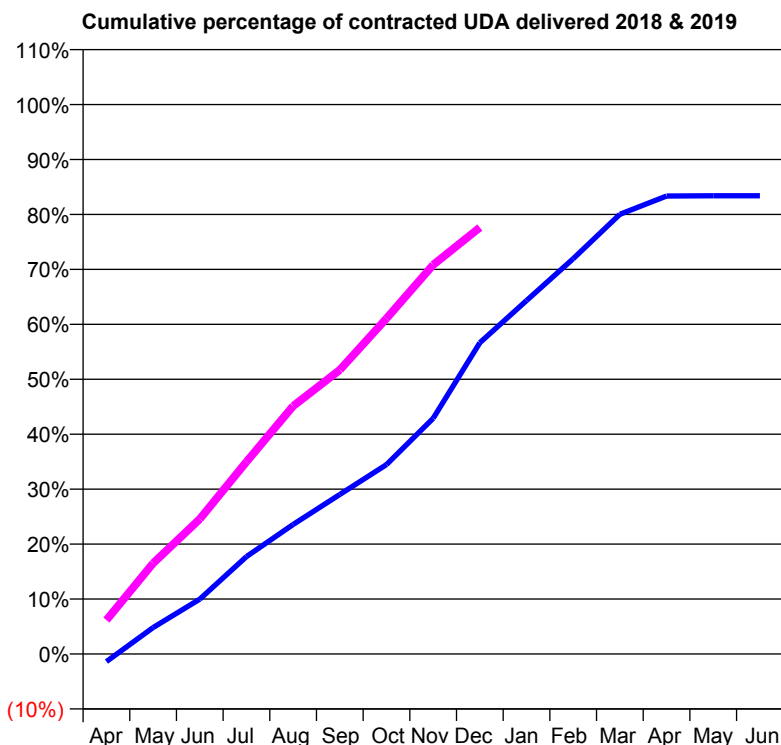
18/19 Contracted general activity (UDA)	17,909
Carry forward general activity (UDA)	0
18/19 Contracted orthodontic activity (UOA)	0
Carry forward orthodontic activity (UOA)	0
Baseline contract value	£559,742.60

ACCESS*

Patients seen in 24 months	Total	Change since previous quarter
Quarter ending December 2017	6,043	
Quarter ending March 2018	6,084	→
Quarter ending June 2018	6,099	→
Quarter ending September 2018	6,037	↓
Quarter ending December 2018	5,896	↓
Variance since December 2017	(2.4%)	↓



ACTIVITY



Month	Adjusted Scheduled Activity (UDA)	
	2018	2019
April	-249	1,104
May	861	2,959
June	1,790	4,400
July	3,174	6,263
August	4,221	8,083
September	5,201	9,259
October	6,172	10,937
November	7,679	12,683
December	10,146	13,899
January	11,518	
February	12,884	
March	14,329	
April	14,925	
May	14,935	
June	14,935	

QUALITY

	Quantity	Base Number	Contract	AT	Region	England
% of FP17s for the same patient ID Re-attending within 3 months - Children	140	2,008	7.0%	12.2%	12.3%	11.8%
% of FP17s for the same patient ID Re-attending within 3 months - Adults	527	4,177	12.6%	16.0%	15.8%	15.6%
% of FP17s for the same patient ID Re-attending between 3 & 9 months - Children	1,281	2,008	63.8%	58.0%	60.1%	58.8%
% of FP17s for the same patient ID Re-attending between 3 & 9 months - Adults	2,391	4,177	57.2%	51.3%	53.3%	51.0%
% of FP17s for Band 1 Urgent Courses	391	5,914	6.6%	10.1%	9.0%	9.0%
% of FP17s Relating to Free Repair or Replacements	40	5,914	0.7%	0.8%	1.0%	0.8%
% of FP17s Relating to Continuations	106	5,914	1.8%	0.9%	1.0%	0.9%
% of Patients satisfied with the dentistry they have received	0	0	N/A	95.3%	93.8%	93.2%
% of Patients satisfied with the time they had to wait for an appointment	0	0	N/A	89.3%	89.4%	88.3%

* This is based on patients treated on this contract for their most recent course of treatment. Figures in italics indicate the base number of FP17s or Patient Questionnaire responses are less than 100. N/A is shown where the base number of responses is less than 10 during the period. % is calculated as Quantity/Base number*100

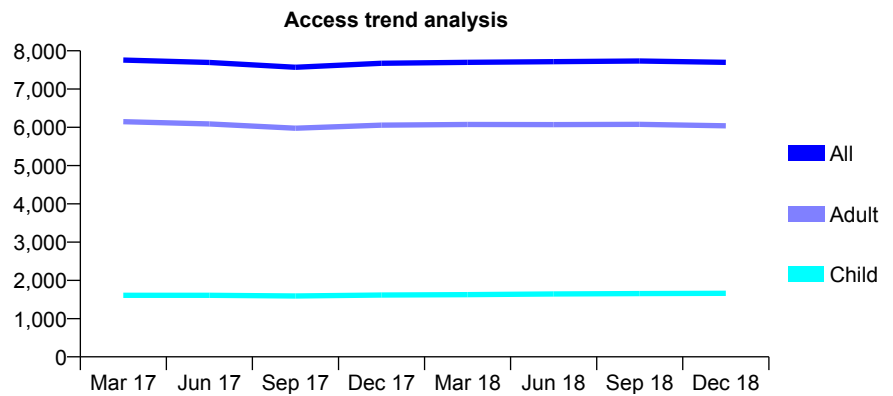
Q46 - Vital Signs At a Glance Contract Report for 114022/0001 - December 2018

Name or company name	Marjory Lees Dental Centre
Contract type name	GDS Contract
Purpose of contract	General
Contract start date	01/03/2014
Contract end date	

18/19 Contracted general activity (UDA)	24,594
Carry forward general activity (UDA)	15
18/19 Contracted orthodontic activity (UOA)	0
Carry forward orthodontic activity (UOA)	0
Baseline contract value	£924,488.92

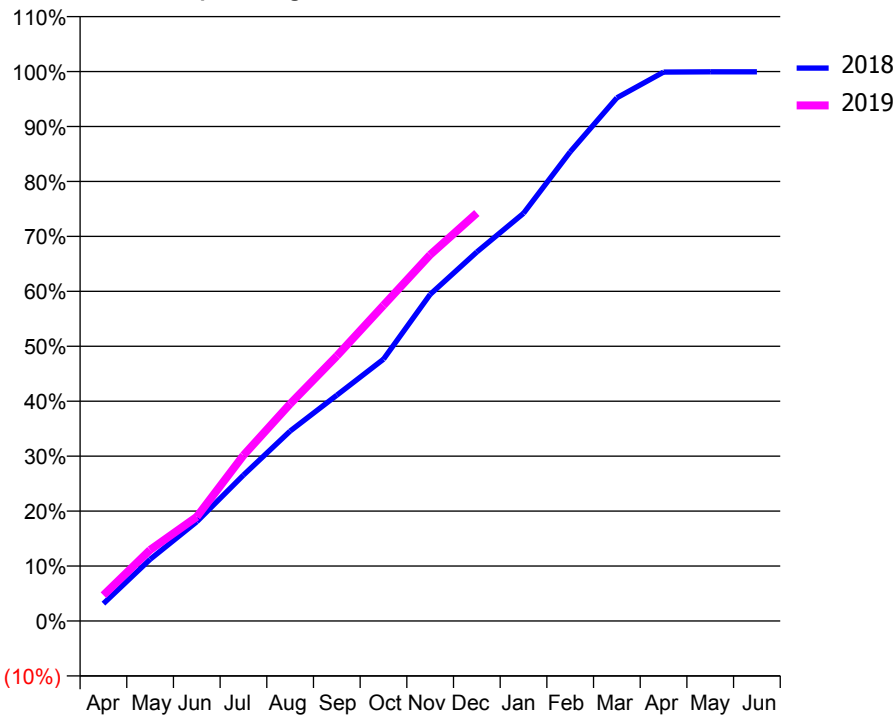
ACCESS*

Patients seen in 24 months	Total	Change since previous quarter
Quarter ending December 2017	7,673	
Quarter ending March 2018	7,699	→
Quarter ending June 2018	7,717	→
Quarter ending September 2018	7,732	→
Quarter ending December 2018	7,699	→
Variance since December 2017	0.3%	→



ACTIVITY

Cumulative percentage of contracted UDA delivered 2018 & 2019



Month	Adjusted Scheduled Activity (UDA)	
	2018	2019
April	781	1,157
May	2,761	3,186
June	4,442	4,667
July	6,532	7,417
August	8,504	9,717
September	10,105	11,861
October	11,720	14,130
November	14,620	16,394
December	16,519	18,258
January	18,247	
February	20,996	
March	23,418	
April	24,569	
May	24,579	
June	24,579	

QUALITY

	Quantity	Base Number	Contract	AT	Region	England
% of FP17s for the same patient ID Re-attending within 3 months - Children	598	3,032	19.7%	12.2%	12.3%	11.8%
% of FP17s for the same patient ID Re-attending within 3 months - Adults	1,515	8,042	18.8%	16.0%	15.8%	15.6%
% of FP17s for the same patient ID Re-attending between 3 & 9 months - Children	1,982	3,032	65.4%	58.0%	60.1%	58.8%
% of FP17s for the same patient ID Re-attending between 3 & 9 months - Adults	4,793	8,042	59.6%	51.3%	53.3%	51.0%
% of FP17s for Band 1 Urgent Courses	739	10,524	7.0%	10.1%	9.0%	9.0%
% of FP17s Relating to Free Repair or Replacements	100	10,524	1.0%	0.8%	1.0%	0.8%
% of FP17s Relating to Continuations	295	10,524	2.8%	0.9%	1.0%	0.9%
% of Patients satisfied with the dentistry they have received	0	0	N/A	95.3%	93.8%	93.2%
% of Patients satisfied with the time they had to wait for an appointment	0	0	N/A	89.3%	89.4%	88.3%

* This is based on patients treated on this contract for their most recent course of treatment. Figures in italics indicate the base number of FP17s or Patient Questionnaire responses are less than 100. N/A is shown where the base number of responses is less than 10 during the period. % is calculated as Quantity/Base number*100

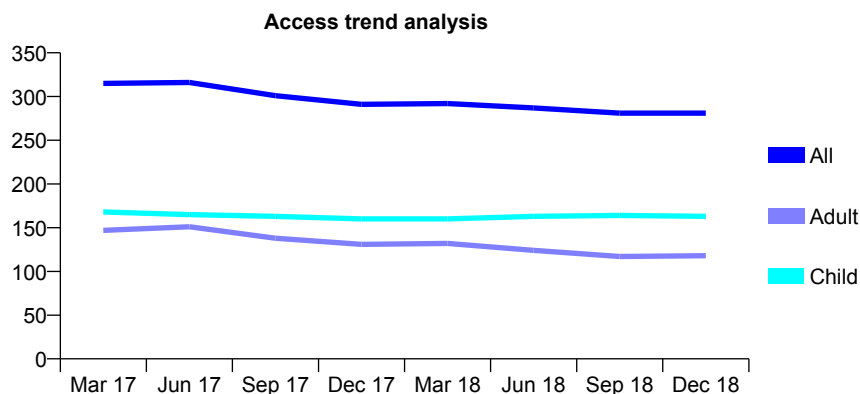
Q46 - Vital Signs At a Glance Contract Report for 114596/0001 - December 2018

Name or company name	Mr Stephen Scott
Contract type name	GDS Contract
Purpose of contract	General
Contract start date	01/04/2006
Contract end date	

18/19 Contracted general activity (UDA)	1,475
Carry forward general activity (UDA)	142
18/19 Contracted orthodontic activity (UOA)	0
Carry forward orthodontic activity (UOA)	0
Baseline contract value	£35,883.32

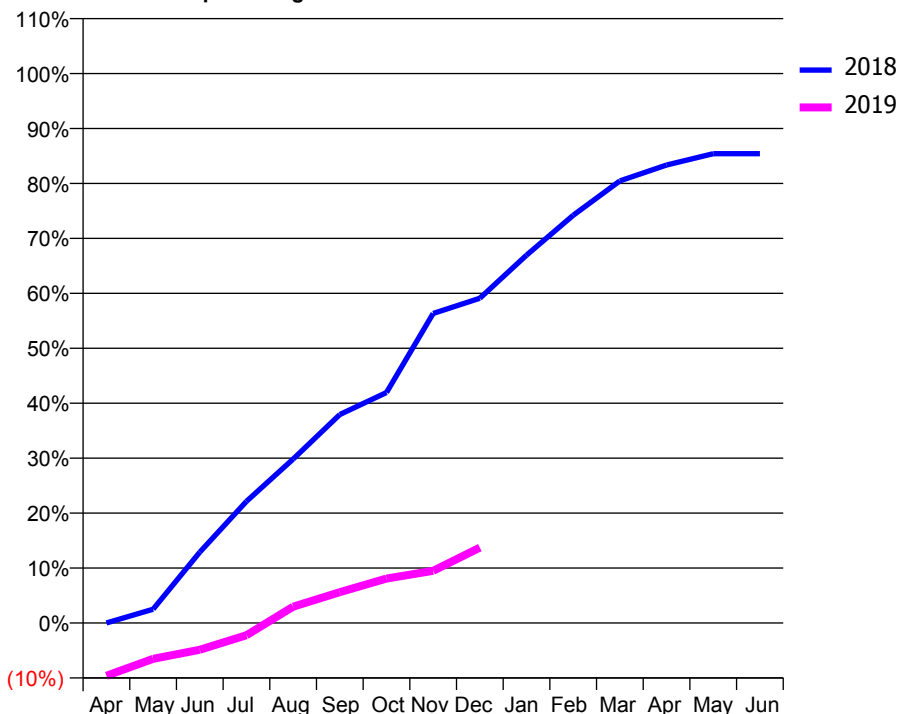
ACCESS*

Patients seen in 24 months	Total	Change since previous quarter
Quarter ending December 2017	291	
Quarter ending March 2018	292	→
Quarter ending June 2018	287	↓
Quarter ending September 2018	281	↓
Quarter ending December 2018	281	→
Variance since December 2017	(3.4%)	↓



ACTIVITY

Cumulative percentage of contracted UDA delivered 2018 & 2019



Adjusted Scheduled Activity (UDA)

Month	2018	2019
April	0	-142
May	24	-96
June	126	-72
July	216	-33
August	291	44
September	370	83
October	409	119
November	549	140
December	576	202
January	653	
February	723	
March	784	
April	813	
May	833	
June	833	

QUALITY

	Quantity	Base Number	Contract	AT	Region	England
% of FP17s for the same patient ID Re-attending within 3 months - Children	12	169	7.1%	12.2%	12.3%	11.8%
% of FP17s for the same patient ID Re-attending within 3 months - Adults	26	113	23.0%	16.0%	15.8%	15.6%
% of FP17s for the same patient ID Re-attending between 3 & 9 months - Children	105	169	62.1%	58.0%	60.1%	58.8%
% of FP17s for the same patient ID Re-attending between 3 & 9 months - Adults	56	113	49.6%	51.3%	53.3%	51.0%
% of FP17s for Band 1 Urgent Courses	7	246	2.8%	10.1%	9.0%	9.0%
% of FP17s Relating to Free Repair or Replacements	6	246	2.4%	0.8%	1.0%	0.8%
% of FP17s Relating to Continuations	2	246	0.8%	0.9%	1.0%	0.9%
% of Patients satisfied with the dentistry they have received	0	0	N/A	95.3%	93.8%	93.2%
% of Patients satisfied with the time they had to wait for an appointment	0	0	N/A	89.3%	89.4%	88.3%

* This is based on patients treated on this contract for their most recent course of treatment. Figures in italics indicate the base number of FP17s or Patient Questionnaire responses are less than 100. N/A is shown where the base number of responses is less than 10 during the period. % is calculated as Quantity/Base number*100

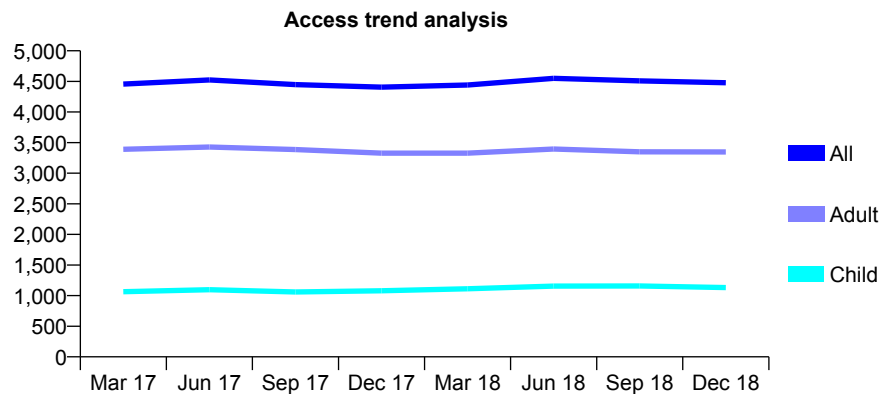
Q46 - Vital Signs At a Glance Contract Report for 115657/0001 - December 2018

Name or company name	the dental practice
Contract type name	GDS Contract
Purpose of contract	General
Contract start date	01/01/2011
Contract end date	

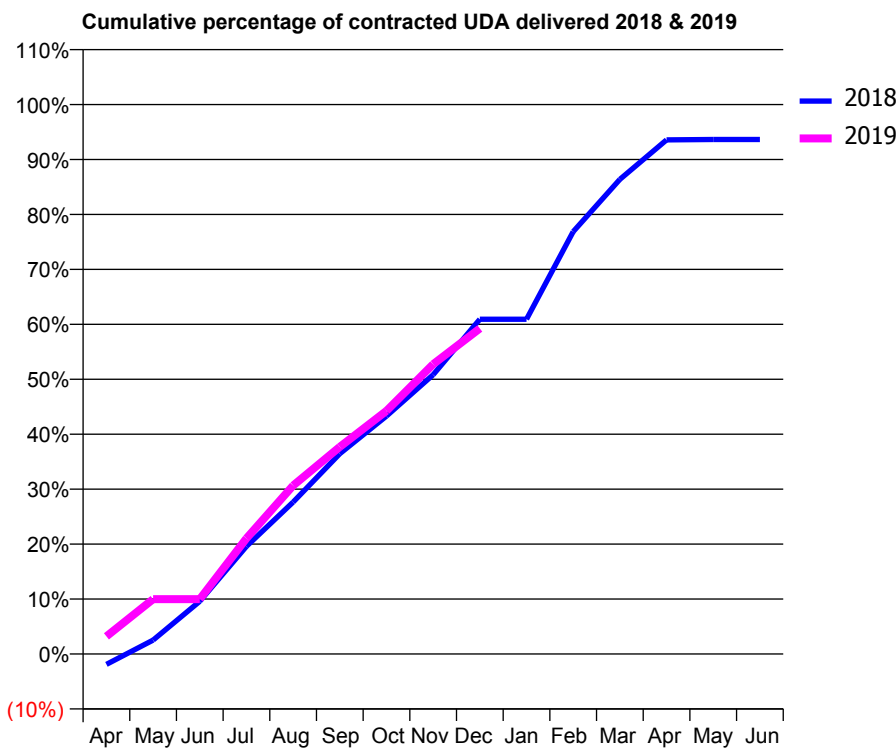
18/19 Contracted general activity (UDA)	15,833
Carry forward general activity (UDA)	0
18/19 Contracted orthodontic activity (UOA)	0
Carry forward orthodontic activity (UOA)	0
Baseline contract value	£510,435.93

ACCESS*

Patients seen in 24 months	Total	Change since previous quarter
Quarter ending December 2017	4,407	
Quarter ending March 2018	4,441	→
Quarter ending June 2018	4,550	↑
Quarter ending September 2018	4,508	→
Quarter ending December 2018	4,479	→
Variance since December 2017	1.6%	→



ACTIVITY



Month	Adjusted Scheduled Activity (UDA)	
	2018	2019
April	-302	511
May	400	1,581
June	1,520	1,581
July	3,101	3,334
August	4,380	4,854
September	5,771	5,969
October	6,856	7,008
November	8,046	8,353
December	9,646	9,380
January	9,646	
February	12,170	
March	13,676	
April	14,814	
May	14,824	
June	14,824	

QUALITY

	Quantity	Base Number	Contract	AT	Region	England
% of FP17s for the same patient ID Re-attending within 3 months - Children	77	909	8.5%	12.2%	12.3%	11.8%
% of FP17s for the same patient ID Re-attending within 3 months - Adults	419	2,604	16.1%	16.0%	15.8%	15.6%
% of FP17s for the same patient ID Re-attending between 3 & 9 months - Children	340	909	37.4%	58.0%	60.1%	58.8%
% of FP17s for the same patient ID Re-attending between 3 & 9 months - Adults	914	2,604	35.1%	51.3%	53.3%	51.0%
% of FP17s for Band 1 Urgent Courses	404	3,242	12.5%	10.1%	9.0%	9.0%
% of FP17s Relating to Free Repair or Replacements	13	3,242	0.4%	0.8%	1.0%	0.8%
% of FP17s Relating to Continuations	42	3,242	1.3%	0.9%	1.0%	0.9%
% of Patients satisfied with the dentistry they have received	0	0	N/A	95.3%	93.8%	93.2%
% of Patients satisfied with the time they had to wait for an appointment	0	0	N/A	89.3%	89.4%	88.3%

* This is based on patients treated on this contract for their most recent course of treatment. Figures in italics indicate the base number of FP17s or Patient Questionnaire responses are less than 100. N/A is shown where the base number of responses is less than 10 during the period. % is calculated as Quantity/Base number*100

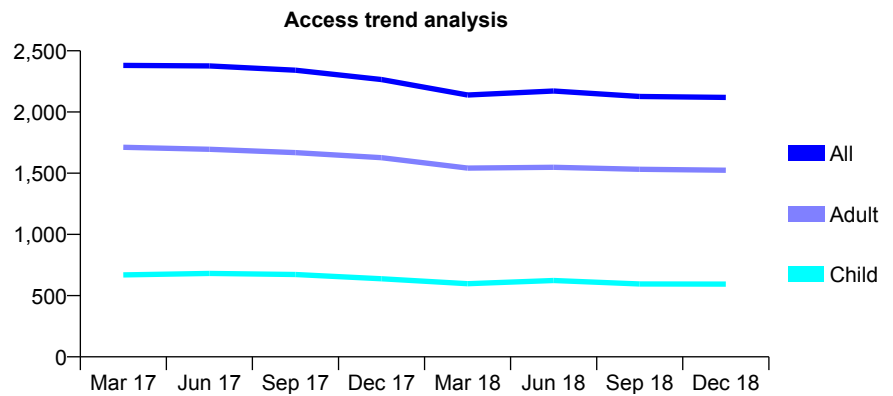
Q46 - Vital Signs At a Glance Contract Report for 115835/0001 - December 2018

Name or company name	Talking Teeth
Contract type name	GDS Contract
Purpose of contract	General
Contract start date	01/11/2013
Contract end date	

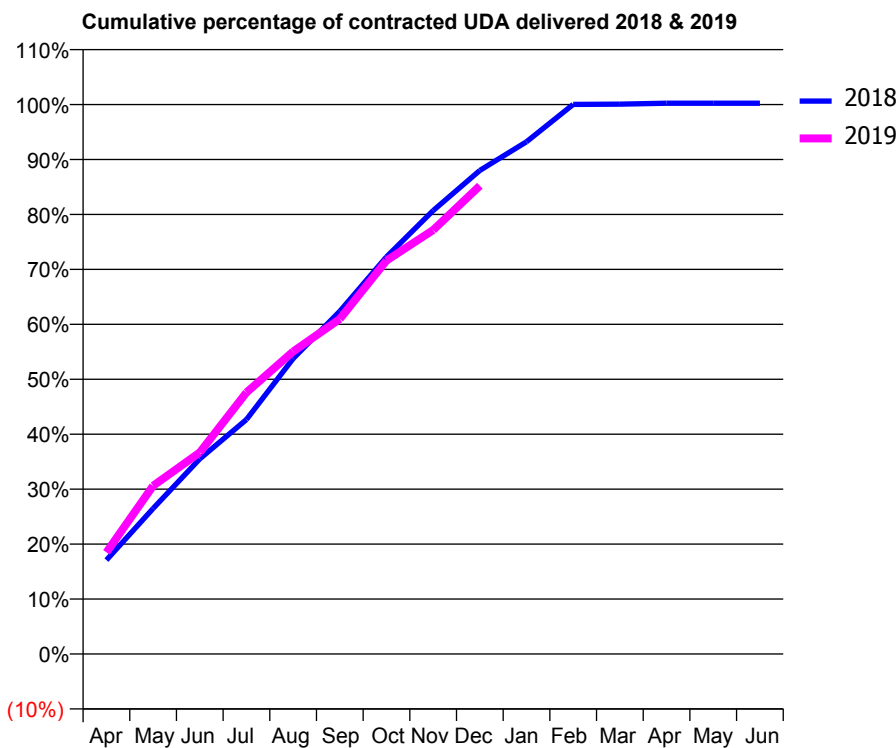
18/19 Contracted general activity (UDA)	6,297
Carry forward general activity (UDA)	-15
18/19 Contracted orthodontic activity (UOA)	0
Carry forward orthodontic activity (UOA)	0
Baseline contract value	£142,119.50

ACCESS*

Patients seen in 24 months	Total	Change since previous quarter
Quarter ending December 2017	2,265	
Quarter ending March 2018	2,139	↓
Quarter ending June 2018	2,172	→
Quarter ending September 2018	2,127	↓
Quarter ending December 2018	2,119	→
Variance since December 2017	(6.4%)	↓



ACTIVITY



Month	Adjusted Scheduled Activity (UDA)	
	2018	2019
April	1,076	1,166
May	1,668	1,928
June	2,236	2,310
July	2,687	2,997
August	3,386	3,467
September	3,928	3,839
October	4,552	4,509
November	5,082	4,858
December	5,541	5,366
January	5,869	
February	6,298	
March	6,300	
April	6,312	
May	6,312	
June	6,312	

QUALITY

	Quantity	Base Number	Contract	AT	Region	England
% of FP17s for the same patient ID Re-attending within 3 months - Children	36	587	6.1%	12.2%	12.3%	11.8%
% of FP17s for the same patient ID Re-attending within 3 months - Adults	217	1,637	13.3%	16.0%	15.8%	15.6%
% of FP17s for the same patient ID Re-attending between 3 & 9 months - Children	287	587	48.9%	58.0%	60.1%	58.8%
% of FP17s for the same patient ID Re-attending between 3 & 9 months - Adults	831	1,637	50.8%	51.3%	53.3%	51.0%
% of FP17s for Band 1 Urgent Courses	178	2,223	8.0%	10.1%	9.0%	9.0%
% of FP17s Relating to Free Repair or Replacements	26	2,223	1.2%	0.8%	1.0%	0.8%
% of FP17s Relating to Continuations	3	2,223	0.1%	0.9%	1.0%	0.9%
% of Patients satisfied with the dentistry they have received	1	1	N/A	95.3%	93.8%	93.2%
% of Patients satisfied with the time they had to wait for an appointment	1	1	N/A	89.3%	89.4%	88.3%

* This is based on patients treated on this contract for their most recent course of treatment. Figures in italics indicate the base number of FP17s or Patient Questionnaire responses are less than 100. N/A is shown where the base number of responses is less than 10 during the period. % is calculated as Quantity/Base number*100

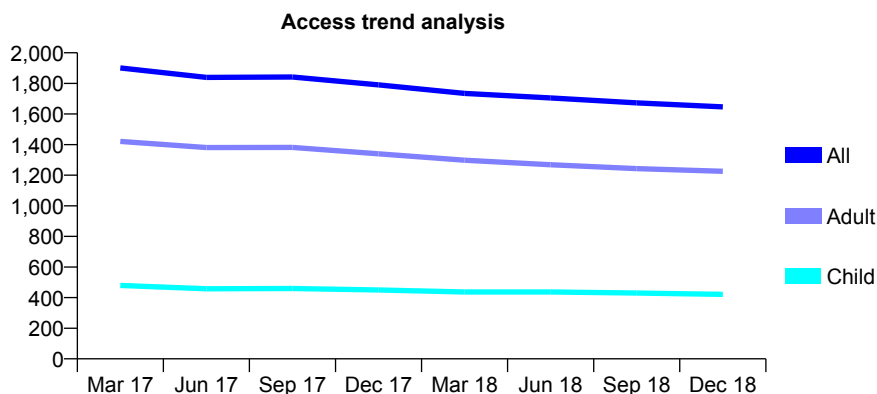
Q46 - Vital Signs At a Glance Contract Report for 116009/0001 - December 2018

Name or company name	Kathcare Ltd
Contract type name	GDS Contract
Purpose of contract	General
Contract start date	01/04/2010
Contract end date	

18/19 Contracted general activity (UDA)	6,500
Carry forward general activity (UDA)	-111
18/19 Contracted orthodontic activity (UOA)	0
Carry forward orthodontic activity (UOA)	0
Baseline contract value	£200,735.07

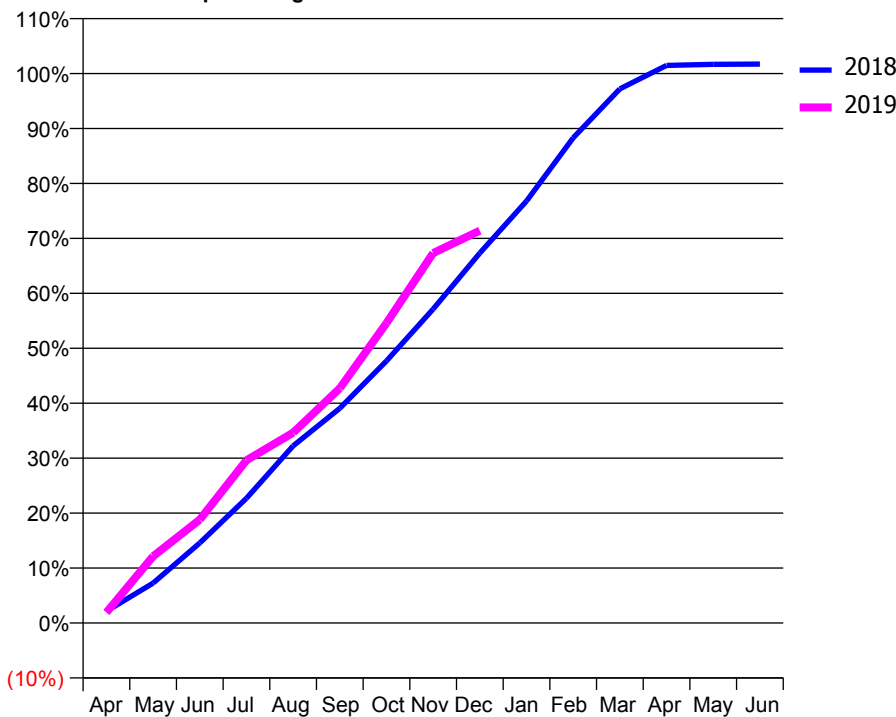
ACCESS*

Patients seen in 24 months	Total	Change since previous quarter
Quarter ending December 2017	1,790	
Quarter ending March 2018	1,735	↓
Quarter ending June 2018	1,705	↓
Quarter ending September 2018	1,673	↓
Quarter ending December 2018	1,647	↓
Variance since December 2017	(8.0%)	↓



ACTIVITY

Cumulative percentage of contracted UDA delivered 2018 & 2019



Adjusted Scheduled Activity (UDA)

Month	2018	2019
April	140	125
May	472	790
June	948	1,224
July	1,476	1,924
August	2,095	2,251
September	2,540	2,777
October	3,100	3,549
November	3,714	4,376
December	4,377	4,641
January	4,992	
February	5,739	
March	6,319	
April	6,596	
May	6,608	
June	6,611	

QUALITY

	Quantity	Base Number	Contract	AT	Region	England
% of FP17s for the same patient ID Re-attending within 3 months - Children	68	488	13.9%	12.2%	12.3%	11.8%
% of FP17s for the same patient ID Re-attending within 3 months - Adults	257	1,260	20.4%	16.0%	15.8%	15.6%
% of FP17s for the same patient ID Re-attending between 3 & 9 months - Children	291	488	59.6%	58.0%	60.1%	58.8%
% of FP17s for the same patient ID Re-attending between 3 & 9 months - Adults	562	1,260	44.6%	51.3%	53.3%	51.0%
% of FP17s for Band 1 Urgent Courses	179	1,642	10.9%	10.1%	9.0%	9.0%
% of FP17s Relating to Free Repair or Replacements	8	1,642	0.5%	0.8%	1.0%	0.8%
% of FP17s Relating to Continuations	39	1,642	2.4%	0.9%	1.0%	0.9%
% of Patients satisfied with the dentistry they have received	0	0	N/A	95.3%	93.8%	93.2%
% of Patients satisfied with the time they had to wait for an appointment	0	0	N/A	89.3%	89.4%	88.3%

* This is based on patients treated on this contract for their most recent course of treatment. Figures in italics indicate the base number of FP17s or Patient Questionnaire responses are less than 100. N/A is shown where the base number of responses is less than 10 during the period. % is calculated as Quantity/Base number*100

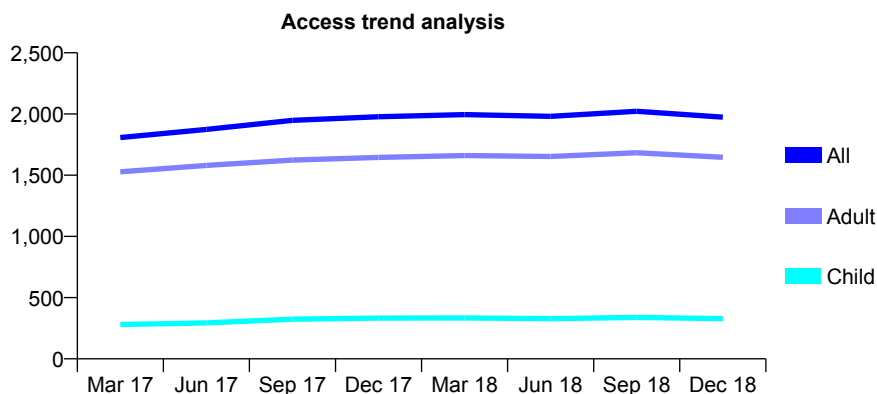
Q46 - Vital Signs At a Glance Contract Report for 116440/0001 - December 2018

Name or company name	Pracny and Strass Dental Practice
Contract type name	GDS Contract
Purpose of contract	General
Contract start date	01/04/2006
Contract end date	

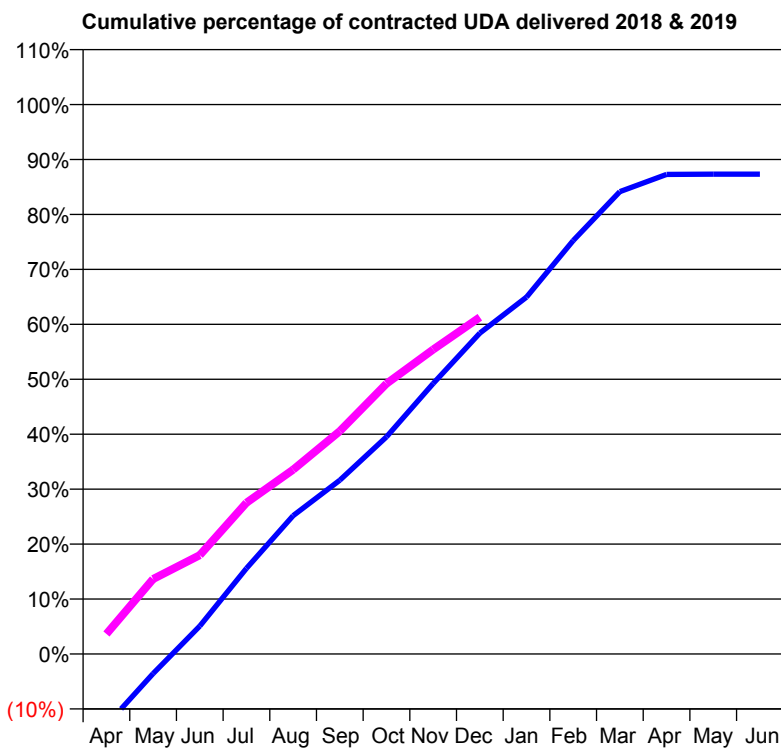
18/19 Contracted general activity (UDA)	7,202
Carry forward general activity (UDA)	0
18/19 Contracted orthodontic activity (UOA)	0
Carry forward orthodontic activity (UOA)	0
Baseline contract value	£172,609.15

ACCESS*

Patients seen in 24 months	Total	Change since previous quarter
Quarter ending December 2017	1,978	
Quarter ending March 2018	1,995	→
Quarter ending June 2018	1,981	→
Quarter ending September 2018	2,022	↑
Quarter ending December 2018	1,974	↓
Variance since December 2017	(0.2%)	→



ACTIVITY



Month	Adjusted Scheduled Activity (UDA)	
	2018	2019
April	-936	264
May	-258	983
June	366	1,296
July	1,123	1,982
August	1,814	2,416
September	2,279	2,921
October	2,846	3,544
November	3,546	3,991
December	4,206	4,414
January	4,679	
February	5,419	
March	6,061	
April	6,285	
May	6,289	
June	6,289	

QUALITY

	Quantity	Base Number	Contract	AT	Region	England
% of FP17s for the same patient ID Re-attending within 3 months - Children	56	394	14.2%	12.2%	12.3%	11.8%
% of FP17s for the same patient ID Re-attending within 3 months - Adults	330	2,026	16.3%	16.0%	15.8%	15.6%
% of FP17s for the same patient ID Re-attending between 3 & 9 months - Children	236	394	59.9%	58.0%	60.1%	58.8%
% of FP17s for the same patient ID Re-attending between 3 & 9 months - Adults	1,297	2,026	64.0%	51.3%	53.3%	51.0%
% of FP17s for Band 1 Urgent Courses	186	2,314	8.0%	10.1%	9.0%	9.0%
% of FP17s Relating to Free Repair or Replacements	22	2,314	1.0%	0.8%	1.0%	0.8%
% of FP17s Relating to Continuations	10	2,314	0.4%	0.9%	1.0%	0.9%
% of Patients satisfied with the dentistry they have received	1	1	N/A	95.3%	93.8%	93.2%
% of Patients satisfied with the time they had to wait for an appointment	1	1	N/A	89.3%	89.4%	88.3%

* This is based on patients treated on this contract for their most recent course of treatment. Figures in italics indicate the base number of FP17s or Patient Questionnaire responses are less than 100. N/A is shown where the base number of responses is less than 10 during the period. % is calculated as Quantity/Base number*100

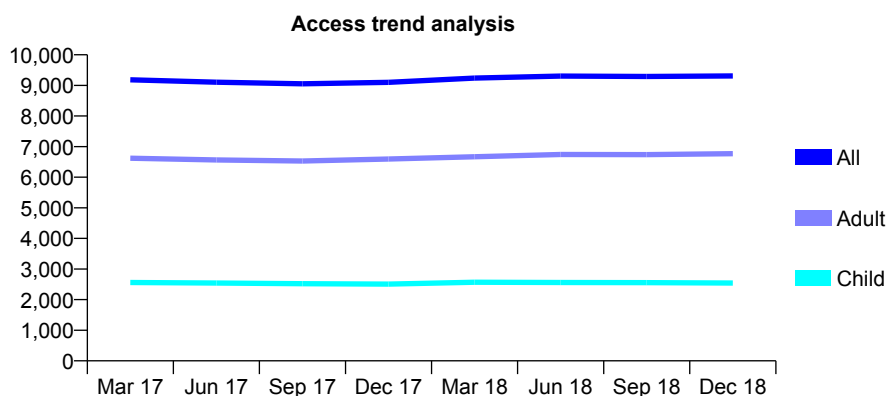
Q46 - Vital Signs At a Glance Contract Report for 116580/0001 - December 2018

Name or company name	Drake Dental Practice
Contract type name	GDS Contract
Purpose of contract	General
Contract start date	01/04/2014
Contract end date	

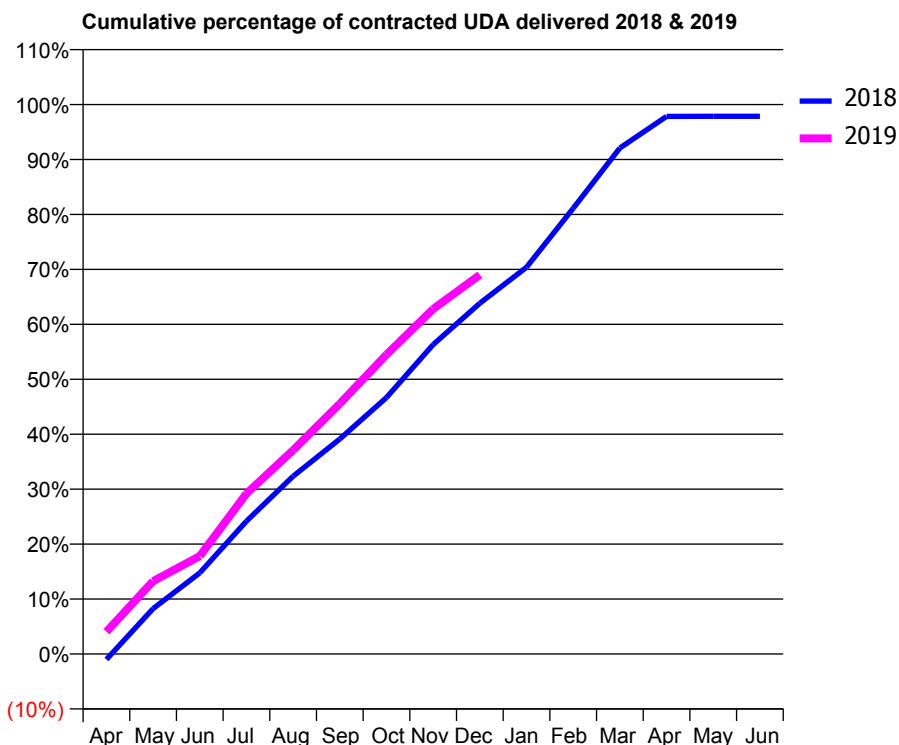
18/19 Contracted general activity (UDA)	30,499
Carry forward general activity (UDA)	0
18/19 Contracted orthodontic activity (UOA)	0
Carry forward orthodontic activity (UOA)	0
Baseline contract value	£794,420.76

ACCESS*

Patients seen in 24 months	Total	Change since previous quarter
Quarter ending December 2017	9,102	
Quarter ending March 2018	9,240	→
Quarter ending June 2018	9,305	→
Quarter ending September 2018	9,294	→
Quarter ending December 2018	9,311	→
Variance since December 2017	2.3%	↑



ACTIVITY



Month	Adjusted Scheduled Activity (UDA)	
	2018	2019
April	-309	1,237
May	2,518	4,048
June	4,502	5,437
July	7,377	8,905
August	9,867	11,313
September	11,937	13,899
October	14,233	16,618
November	17,171	19,152
December	19,471	21,048
January	21,471	
February	24,738	
March	28,085	
April	29,835	
May	29,846	
June	29,846	

QUALITY

	Quantity	Base Number	Contract	AT	Region	England
% of FP17s for the same patient ID Re-attending within 3 months - Children	286	3,230	8.9%	12.2%	12.3%	11.8%
% of FP17s for the same patient ID Re-attending within 3 months - Adults	1,099	7,797	14.1%	16.0%	15.8%	15.6%
% of FP17s for the same patient ID Re-attending between 3 & 9 months - Children	2,001	3,230	62.0%	58.0%	60.1%	58.8%
% of FP17s for the same patient ID Re-attending between 3 & 9 months - Adults	4,658	7,797	59.7%	51.3%	53.3%	51.0%
% of FP17s for Band 1 Urgent Courses	1,042	10,355	10.1%	10.1%	9.0%	9.0%
% of FP17s Relating to Free Repair or Replacements	80	10,355	0.8%	0.8%	1.0%	0.8%
% of FP17s Relating to Continuations	42	10,355	0.4%	0.9%	1.0%	0.9%
% of Patients satisfied with the dentistry they have received	3	3	N/A	95.3%	93.8%	93.2%
% of Patients satisfied with the time they had to wait for an appointment	3	3	N/A	89.3%	89.4%	88.3%

* This is based on patients treated on this contract for their most recent course of treatment. Figures in italics indicate the base number of FP17s or Patient Questionnaire responses are less than 100. N/A is shown where the base number of responses is less than 10 during the period. % is calculated as Quantity/Base number*100

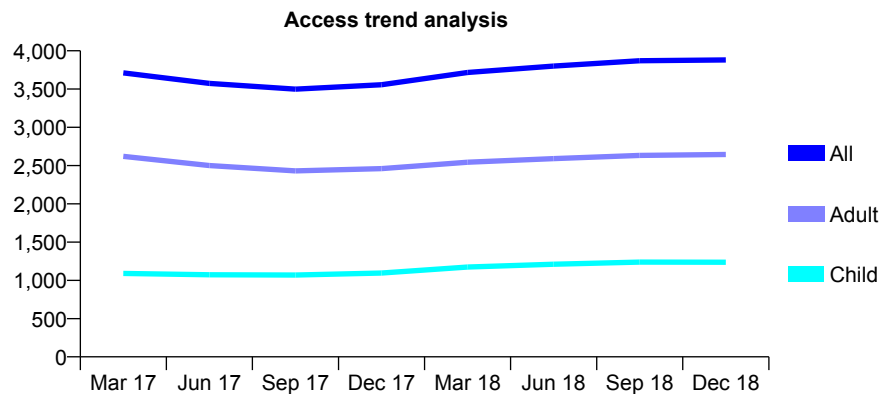
Q46 - Vital Signs At a Glance Contract Report for 116696/0001 - December 2018

Name or company name	Fallowfield (No.1)Limited
Contract type name	GDS Contract
Purpose of contract	General
Contract start date	01/11/2007
Contract end date	

18/19 Contracted general activity (UDA)	13,084
Carry forward general activity (UDA)	0
18/19 Contracted orthodontic activity (UOA)	0
Carry forward orthodontic activity (UOA)	0
Baseline contract value	£453,468.08

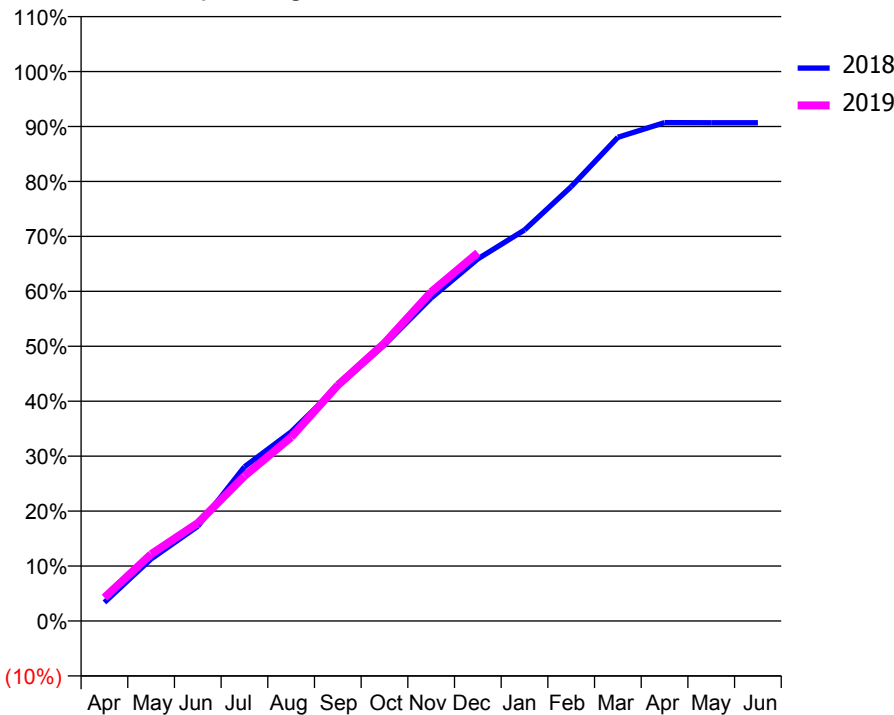
ACCESS*

Patients seen in 24 months	Total	Change since previous quarter
Quarter ending December 2017	3,556	
Quarter ending March 2018	3,716	↑
Quarter ending June 2018	3,801	↑
Quarter ending September 2018	3,871	→
Quarter ending December 2018	3,881	→
Variance since December 2017	9.1%	↑



ACTIVITY

Cumulative percentage of contracted UDA delivered 2018 & 2019



Month	Adjusted Scheduled Activity (UDA)	
	2018	2019
April	443	559
May	1,477	1,593
June	2,257	2,333
July	3,672	3,453
August	4,504	4,378
September	5,591	5,614
October	6,578	6,618
November	7,691	7,833
December	8,621	8,769
January	9,312	
February	10,342	
March	11,517	
April	11,865	
May	11,864	
June	11,864	

QUALITY

	Quantity	Base Number	Contract	AT	Region	England
% of FP17s for the same patient ID Re-attending within 3 months - Children	140	1,187	11.8%	12.2%	12.3%	11.8%
% of FP17s for the same patient ID Re-attending within 3 months - Adults	618	2,743	22.5%	16.0%	15.8%	15.6%
% of FP17s for the same patient ID Re-attending between 3 & 9 months - Children	477	1,187	40.2%	58.0%	60.1%	58.8%
% of FP17s for the same patient ID Re-attending between 3 & 9 months - Adults	1,118	2,743	40.8%	51.3%	53.3%	51.0%
% of FP17s for Band 1 Urgent Courses	572	3,790	15.1%	10.1%	9.0%	9.0%
% of FP17s Relating to Free Repair or Replacements	35	3,790	0.9%	0.8%	1.0%	0.8%
% of FP17s Relating to Continuations	56	3,790	1.5%	0.9%	1.0%	0.9%
% of Patients satisfied with the dentistry they have received	0	0	N/A	95.3%	93.8%	93.2%
% of Patients satisfied with the time they had to wait for an appointment	0	0	N/A	89.3%	89.4%	88.3%

* This is based on patients treated on this contract for their most recent course of treatment. Figures in italics indicate the base number of FP17s or Patient Questionnaire responses are less than 100. N/A is shown where the base number of responses is less than 10 during the period. % is calculated as Quantity/Base number*100

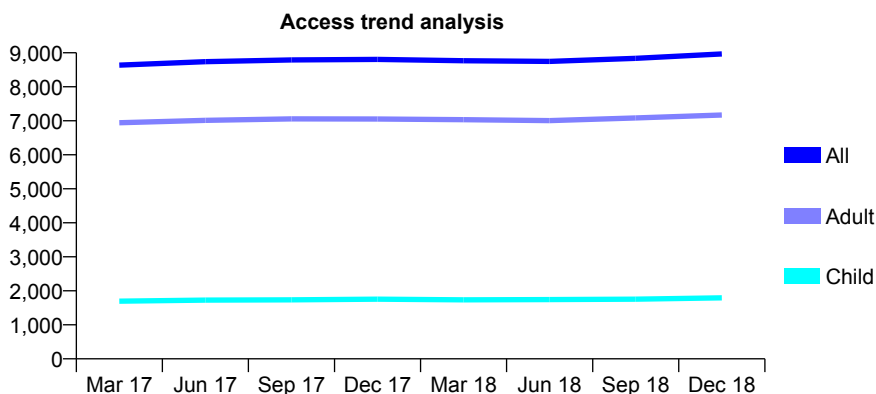
Q46 - Vital Signs At a Glance Contract Report for 117080/0001 - December 2018

Name or company name	Jefferies Reed & Associates
Contract type name	GDS Contract
Purpose of contract	General
Contract start date	01/04/2006
Contract end date	

18/19 Contracted general activity (UDA)	28,152
Carry forward general activity (UDA)	29
18/19 Contracted orthodontic activity (UOA)	0
Carry forward orthodontic activity (UOA)	0
Baseline contract value	£866,979.75

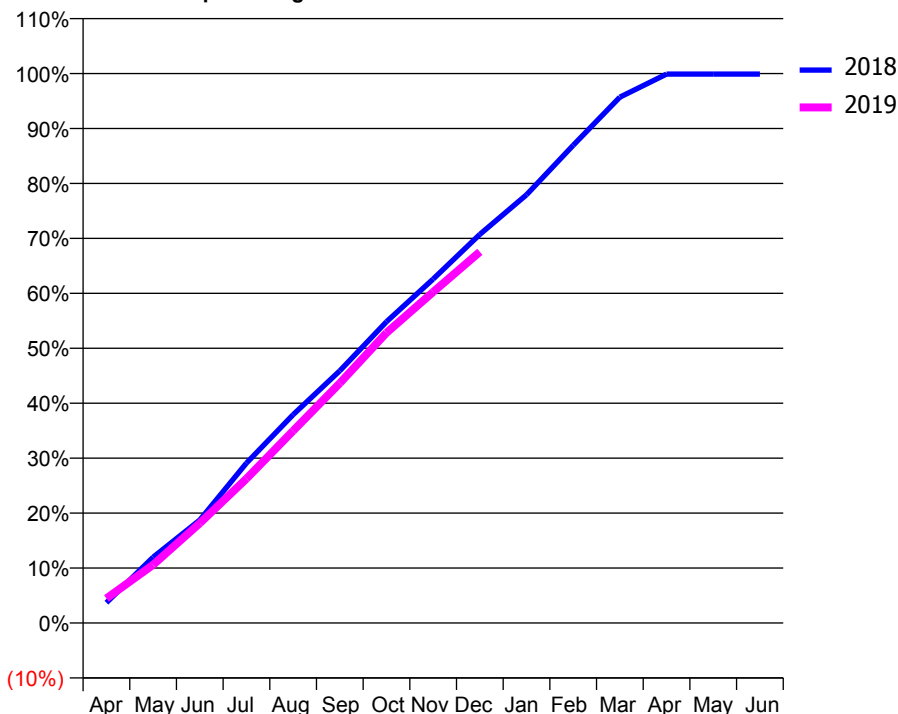
ACCESS*

Patients seen in 24 months	Total	Change since previous quarter
Quarter ending December 2017	8,805	
Quarter ending March 2018	8,766	→
Quarter ending June 2018	8,747	→
Quarter ending September 2018	8,839	→
Quarter ending December 2018	8,966	→
Variance since December 2017	1.8%	→



ACTIVITY

Cumulative percentage of contracted UDA delivered 2018 & 2019



Month	Adjusted Scheduled Activity (UDA)	
	2018	2019
April	1,040	1,258
May	3,372	2,983
June	5,278	5,114
July	8,192	7,392
August	10,676	9,850
September	12,921	12,287
October	15,436	14,866
November	17,625	16,962
December	19,912	19,014
January	21,939	
February	24,474	
March	26,942	
April	28,121	
May	28,121	
June	28,123	

QUALITY

	Quantity	Base Number	Contract	AT	Region	England
% of FP17s for the same patient ID Re-attending within 3 months - Children	124	2,144	5.8%	12.2%	12.3%	11.8%
% of FP17s for the same patient ID Re-attending within 3 months - Adults	1,008	8,862	11.4%	16.0%	15.8%	15.6%
% of FP17s for the same patient ID Re-attending between 3 & 9 months - Children	1,433	2,144	66.8%	58.0%	60.1%	58.8%
% of FP17s for the same patient ID Re-attending between 3 & 9 months - Adults	6,192	8,862	69.9%	51.3%	53.3%	51.0%
% of FP17s for Band 1 Urgent Courses	484	10,494	4.6%	10.1%	9.0%	9.0%
% of FP17s Relating to Free Repair or Replacements	61	10,494	0.6%	0.8%	1.0%	0.8%
% of FP17s Relating to Continuations	195	10,494	1.9%	0.9%	1.0%	0.9%
% of Patients satisfied with the dentistry they have received	7	7	N/A	95.3%	93.8%	93.2%
% of Patients satisfied with the time they had to wait for an appointment	6	7	N/A	89.3%	89.4%	88.3%

* This is based on patients treated on this contract for their most recent course of treatment. Figures in italics indicate the base number of FP17s or Patient Questionnaire responses are less than 100. N/A is shown where the base number of responses is less than 10 during the period. % is calculated as Quantity/Base number*100

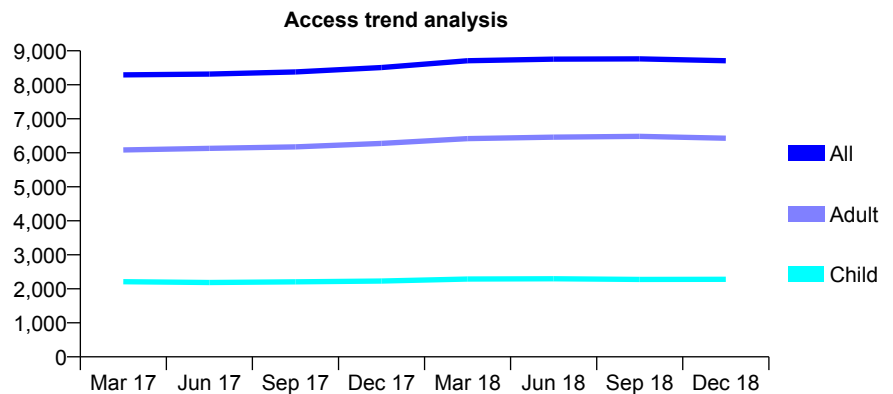
Q46 - Vital Signs At a Glance Contract Report for 118311/0001 - December 2018

Name or company name	Bryn Street Dental Clinic Ltd
Contract type name	GDS Contract
Purpose of contract	General
Contract start date	01/10/2008
Contract end date	

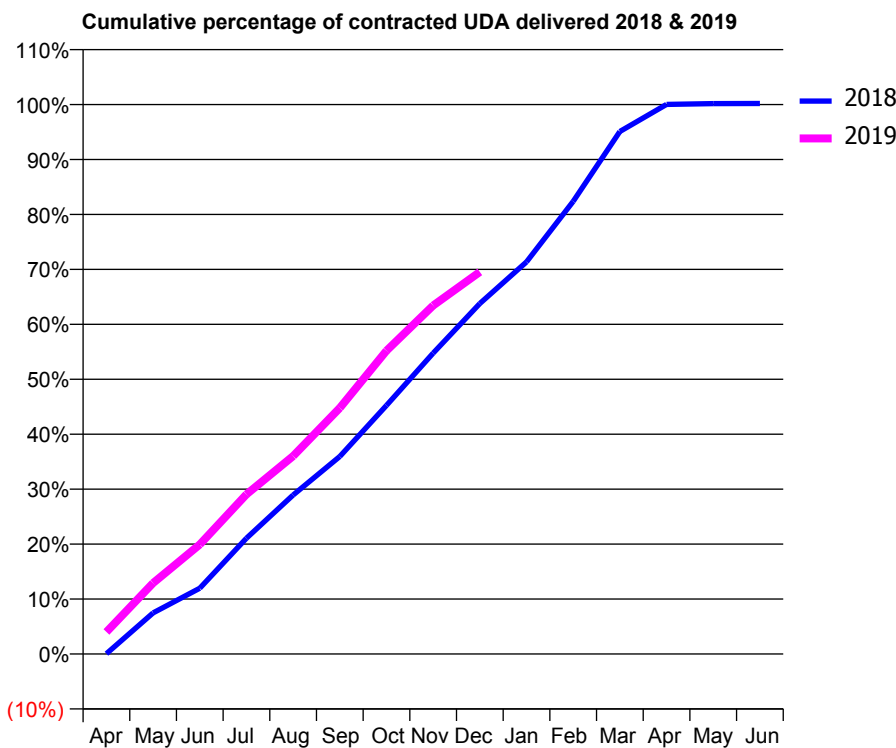
18/19 Contracted general activity (UDA)	24,515
Carry forward general activity (UDA)	-45
18/19 Contracted orthodontic activity (UOA)	0
Carry forward orthodontic activity (UOA)	0
Baseline contract value	£653,804.77

ACCESS*

Patients seen in 24 months	Total	Change since previous quarter
Quarter ending December 2017	8,508	
Quarter ending March 2018	8,709	↑
Quarter ending June 2018	8,755	→
Quarter ending September 2018	8,762	→
Quarter ending December 2018	8,709	→
Variance since December 2017	2.4%	↑



ACTIVITY



Month	Adjusted Scheduled Activity (UDA)	
	2018	2019
April	13	984
May	1,836	3,169
June	2,933	4,884
July	5,165	7,122
August	7,093	8,832
September	8,812	10,977
October	11,094	13,530
November	13,426	15,546
December	15,638	17,048
January	17,493	
February	20,195	
March	23,314	
April	24,520	
May	24,555	
June	24,560	

QUALITY

	Quantity	Base Number	Contract	AT	Region	England
% of FP17s for the same patient ID Re-attending within 3 months - Children	603	3,247	18.6%	12.2%	12.3%	11.8%
% of FP17s for the same patient ID Re-attending within 3 months - Adults	1,300	6,877	18.9%	16.0%	15.8%	15.6%
% of FP17s for the same patient ID Re-attending between 3 & 9 months - Children	2,031	3,247	62.6%	58.0%	60.1%	58.8%
% of FP17s for the same patient ID Re-attending between 3 & 9 months - Adults	3,423	6,877	49.8%	51.3%	53.3%	51.0%
% of FP17s for Band 1 Urgent Courses	1,218	9,217	13.2%	10.1%	9.0%	9.0%
% of FP17s Relating to Free Repair or Replacements	101	9,217	1.1%	0.8%	1.0%	0.8%
% of FP17s Relating to Continuations	50	9,217	0.5%	0.9%	1.0%	0.9%
% of Patients satisfied with the dentistry they have received	3	3	N/A	95.3%	93.8%	93.2%
% of Patients satisfied with the time they had to wait for an appointment	2	3	N/A	89.3%	89.4%	88.3%

* This is based on patients treated on this contract for their most recent course of treatment. Figures in italics indicate the base number of FP17s or Patient Questionnaire responses are less than 100. N/A is shown where the base number of responses is less than 10 during the period. % is calculated as Quantity/Base number*100

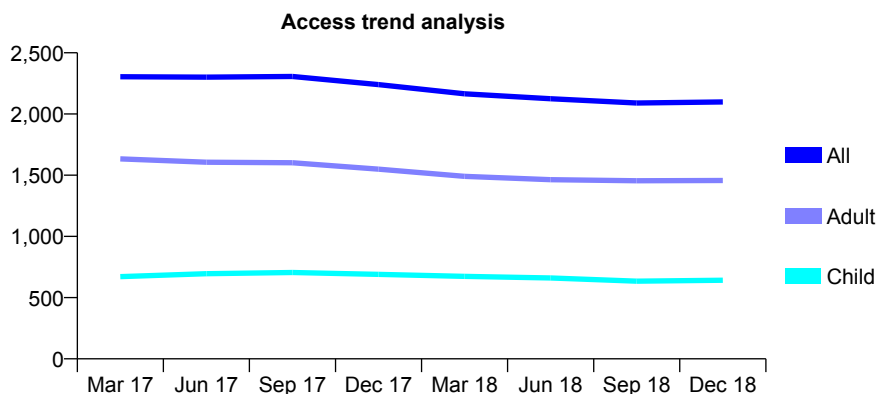
Q46 - Vital Signs At a Glance Contract Report for 118540/0001 - December 2018

Name or company name	Birchfields Family Dental Care
Contract type name	GDS Contract
Purpose of contract	General
Contract start date	01/07/2012
Contract end date	

18/19 Contracted general activity (UDA)	7,428
Carry forward general activity (UDA)	70
18/19 Contracted orthodontic activity (UOA)	0
Carry forward orthodontic activity (UOA)	0
Baseline contract value	£257,424.72

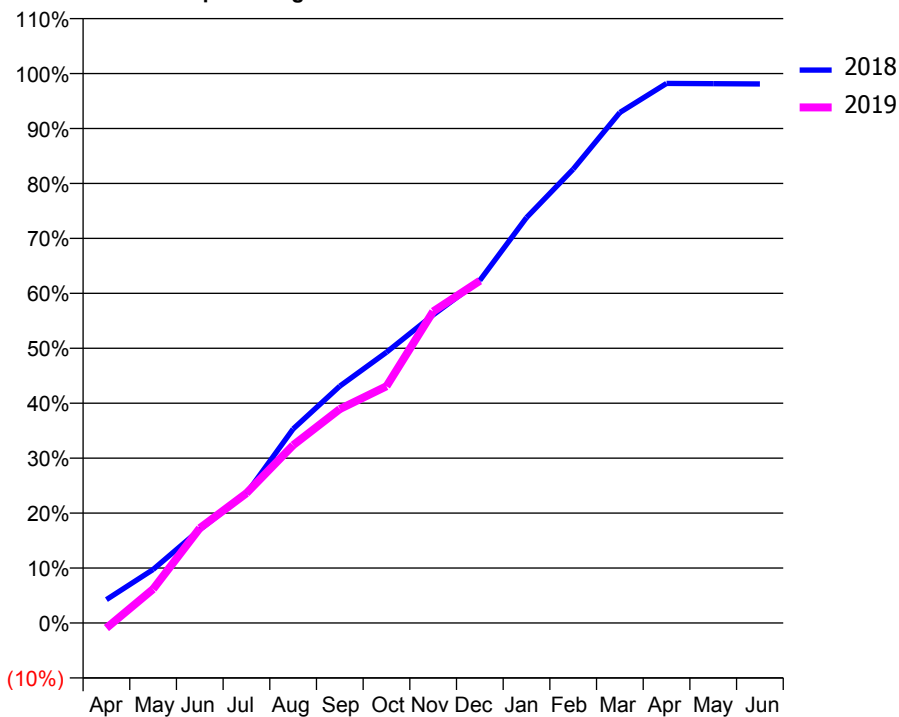
ACCESS*

Patients seen in 24 months	Total	Change since previous quarter
Quarter ending December 2017	2,240	
Quarter ending March 2018	2,165	↓
Quarter ending June 2018	2,125	↓
Quarter ending September 2018	2,090	↓
Quarter ending December 2018	2,099	→
Variance since December 2017	(6.3%)	↓



ACTIVITY

Cumulative percentage of contracted UDA delivered 2018 & 2019



Month	Adjusted Scheduled Activity (UDA)	
	2018	2019
April	316	-70
May	724	459
June	1,263	1,282
July	1,751	1,754
August	2,624	2,404
September	3,202	2,893
October	3,660	3,200
November	4,166	4,211
December	4,632	4,626
January	5,481	
February	6,135	
March	6,901	
April	7,294	
May	7,290	
June	7,287	

QUALITY

	Quantity	Base Number	Contract	AT	Region	England
% of FP17s for the same patient ID Re-attending within 3 months - Children	42	668	6.3%	12.2%	12.3%	11.8%
% of FP17s for the same patient ID Re-attending within 3 months - Adults	204	1,529	13.3%	16.0%	15.8%	15.6%
% of FP17s for the same patient ID Re-attending between 3 & 9 months - Children	438	668	65.6%	58.0%	60.1%	58.8%
% of FP17s for the same patient ID Re-attending between 3 & 9 months - Adults	913	1,529	59.7%	51.3%	53.3%	51.0%
% of FP17s for Band 1 Urgent Courses	140	2,045	6.8%	10.1%	9.0%	9.0%
% of FP17s Relating to Free Repair or Replacements	15	2,045	0.7%	0.8%	1.0%	0.8%
% of FP17s Relating to Continuations	3	2,045	0.1%	0.9%	1.0%	0.9%
% of Patients satisfied with the dentistry they have received	0	0	N/A	95.3%	93.8%	93.2%
% of Patients satisfied with the time they had to wait for an appointment	0	0	N/A	89.3%	89.4%	88.3%

* This is based on patients treated on this contract for their most recent course of treatment. Figures in italics indicate the base number of FP17s or Patient Questionnaire responses are less than 100. N/A is shown where the base number of responses is less than 10 during the period. % is calculated as Quantity/Base number*100

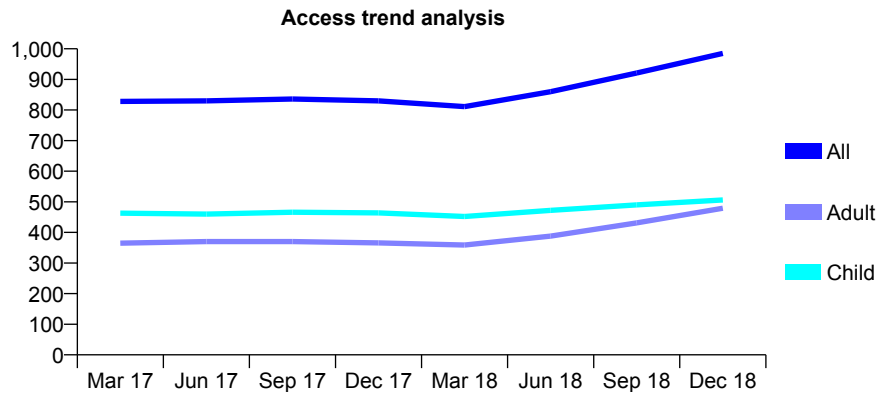
Q46 - Vital Signs At a Glance Contract Report for 119741/0001 - December 2018

Name or company name	32 Whites - Church Lane
Contract type name	GDS Contract
Purpose of contract	General
Contract start date	01/04/2006
Contract end date	

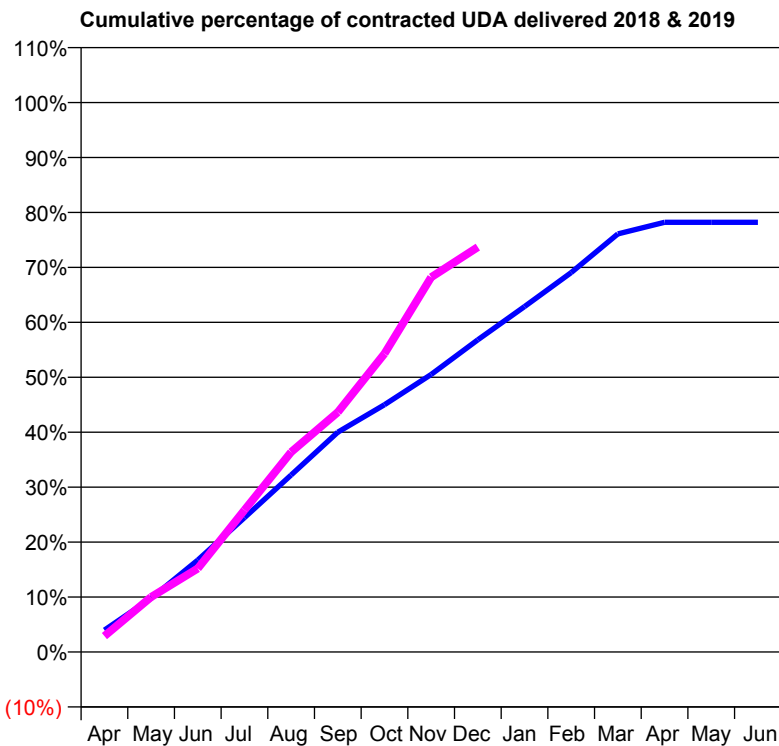
18/19 Contracted general activity (UDA)	2,800
Carry forward general activity (UDA)	0
18/19 Contracted orthodontic activity (UOA)	0
Carry forward orthodontic activity (UOA)	0
Baseline contract value	£61,573.35

ACCESS*

Patients seen in 24 months	Total	Change since previous quarter
Quarter ending December 2017	830	
Quarter ending March 2018	811	↓
Quarter ending June 2018	860	↑
Quarter ending September 2018	921	↑
Quarter ending December 2018	985	↑
Variance since December 2017	18.7%	↑



ACTIVITY



Month	Adjusted Scheduled Activity (UDA)	
	2018	2019
April	112	81
May	274	280
June	468	425
July	685	723
August	902	1,019
September	1,120	1,222
October	1,260	1,520
November	1,414	1,910
December	1,591	2,063
January	1,760	
February	1,933	
March	2,131	
April	2,190	
May	2,190	
June	2,190	

QUALITY

	Quantity	Base Number	Contract	AT	Region	England
% of FP17s for the same patient ID Re-attending within 3 months - Children	20	619	3.2%	12.2%	12.3%	11.8%
% of FP17s for the same patient ID Re-attending within 3 months - Adults	58	502	11.6%	16.0%	15.8%	15.6%
% of FP17s for the same patient ID Re-attending between 3 & 9 months - Children	434	619	70.1%	58.0%	60.1%	58.8%
% of FP17s for the same patient ID Re-attending between 3 & 9 months - Adults	246	502	49.0%	51.3%	53.3%	51.0%
% of FP17s for Band 1 Urgent Courses	19	1,081	1.8%	10.1%	9.0%	9.0%
% of FP17s Relating to Free Repair or Replacements	2	1,081	0.2%	0.8%	1.0%	0.8%
% of FP17s Relating to Continuations	24	1,081	2.2%	0.9%	1.0%	0.9%
% of Patients satisfied with the dentistry they have received	2	2	N/A	95.3%	93.8%	93.2%
% of Patients satisfied with the time they had to wait for an appointment	1	2	N/A	89.3%	89.4%	88.3%

* This is based on patients treated on this contract for their most recent course of treatment. Figures in italics indicate the base number of FP17s or Patient Questionnaire responses are less than 100. N/A is shown where the base number of responses is less than 10 during the period. % is calculated as Quantity/Base number*100

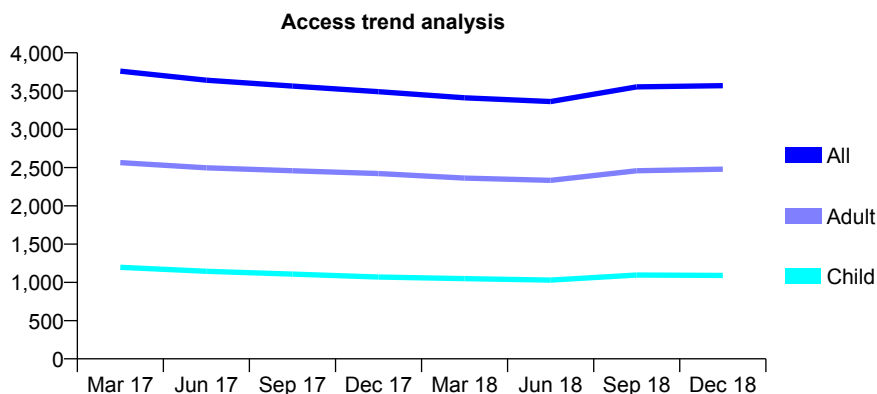
Q46 - Vital Signs At a Glance Contract Report for 120162/0001 - December 2018

Name or company name	Confidential Solutions Ltd
Contract type name	GDS Contract
Purpose of contract	General
Contract start date	01/12/2013
Contract end date	

18/19 Contracted general activity (UDA)	12,935
Carry forward general activity (UDA)	0
18/19 Contracted orthodontic activity (UOA)	0
Carry forward orthodontic activity (UOA)	0
Baseline contract value	£315,756.75

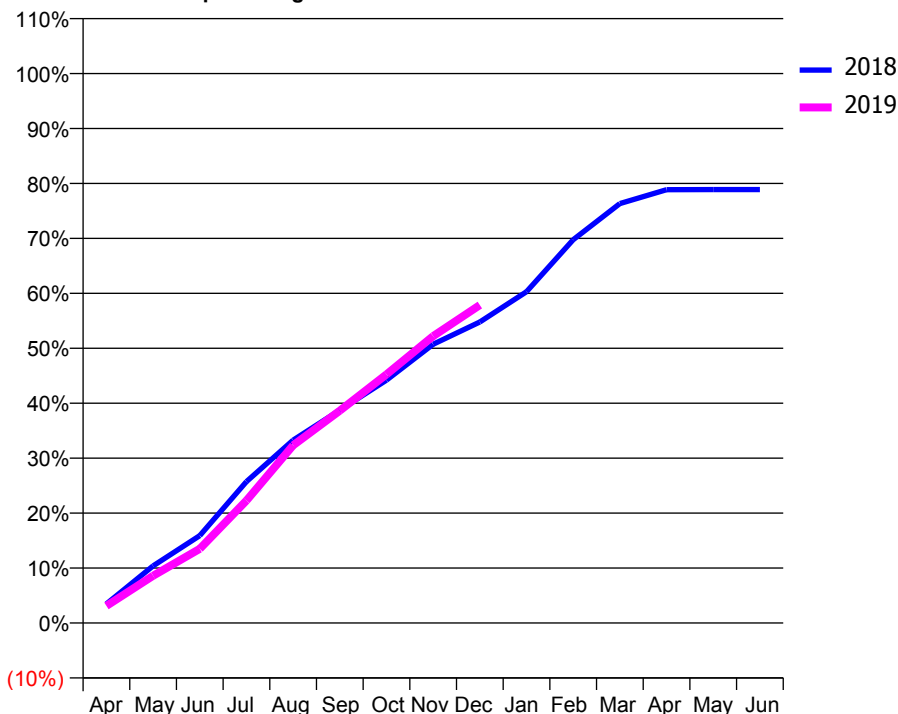
ACCESS*

Patients seen in 24 months	Total	Change since previous quarter
Quarter ending December 2017	3,492	
Quarter ending March 2018	3,411	↓
Quarter ending June 2018	3,363	↓
Quarter ending September 2018	3,555	↑
Quarter ending December 2018	3,570	→
Variance since December 2017	2.2%	↑



ACTIVITY

Cumulative percentage of contracted UDA delivered 2018 & 2019



Month	Adjusted Scheduled Activity (UDA)	
	2018	2019
April	449	402
May	1,344	1,112
June	2,057	1,748
July	3,330	2,884
August	4,306	4,183
September	5,010	4,998
October	5,718	5,852
November	6,562	6,755
December	7,087	7,486
January	7,799	
February	9,023	
March	9,875	
April	10,201	
May	10,202	
June	10,202	

QUALITY

	Quantity	Base Number	Contract	AT	Region	England
% of FP17s for the same patient ID Re-attending within 3 months - Children	83	1,287	6.4%	12.2%	12.3%	11.8%
% of FP17s for the same patient ID Re-attending within 3 months - Adults	383	2,877	13.3%	16.0%	15.8%	15.6%
% of FP17s for the same patient ID Re-attending between 3 & 9 months - Children	756	1,287	58.7%	58.0%	60.1%	58.8%
% of FP17s for the same patient ID Re-attending between 3 & 9 months - Adults	1,798	2,877	62.5%	51.3%	53.3%	51.0%
% of FP17s for Band 1 Urgent Courses	305	3,981	7.7%	10.1%	9.0%	9.0%
% of FP17s Relating to Free Repair or Replacements	38	3,981	1.0%	0.8%	1.0%	0.8%
% of FP17s Relating to Continuations	22	3,981	0.6%	0.9%	1.0%	0.9%
% of Patients satisfied with the dentistry they have received	2	2	N/A	95.3%	93.8%	93.2%
% of Patients satisfied with the time they had to wait for an appointment	2	2	N/A	89.3%	89.4%	88.3%

* This is based on patients treated on this contract for their most recent course of treatment. Figures in italics indicate the base number of FP17s or Patient Questionnaire responses are less than 100. N/A is shown where the base number of responses is less than 10 during the period. % is calculated as Quantity/Base number*100

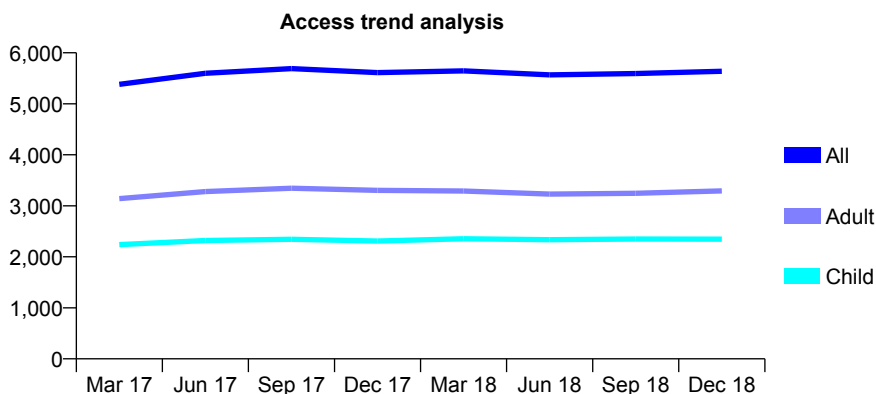
Q46 - Vital Signs At a Glance Contract Report for 121118/0001 - December 2018

Name or company name	The Tooth Place Limited
Contract type name	GDS Contract
Purpose of contract	General
Contract start date	01/08/2015
Contract end date	

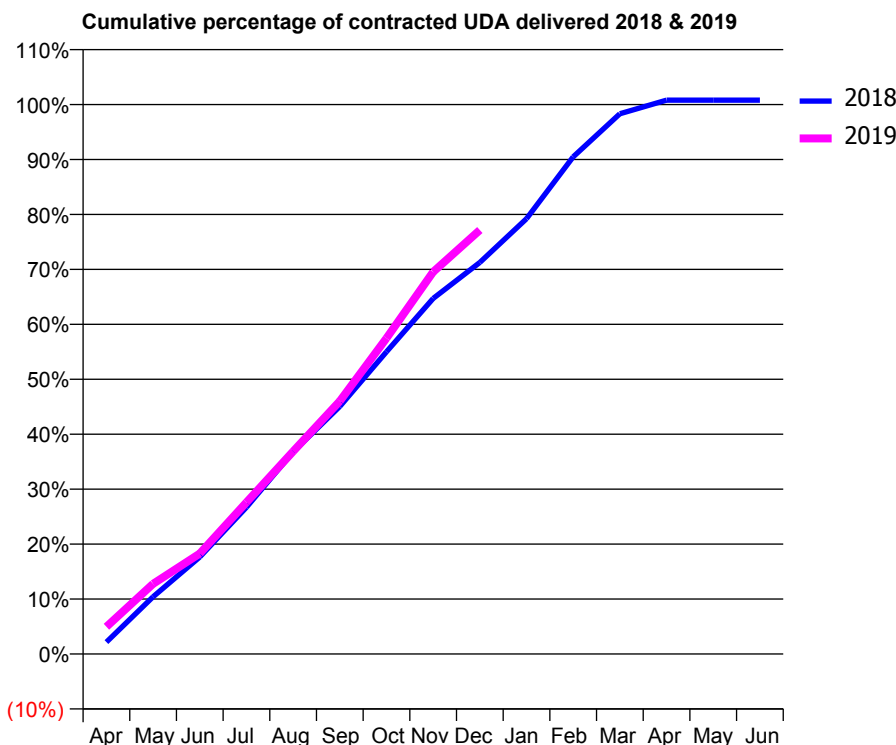
18/19 Contracted general activity (UDA)	16,195
Carry forward general activity (UDA)	-128
18/19 Contracted orthodontic activity (UOA)	0
Carry forward orthodontic activity (UOA)	0
Baseline contract value	£555,019.37

ACCESS*

Patients seen in 24 months	Total	Change since previous quarter
Quarter ending December 2017	5,612	
Quarter ending March 2018	5,646	→
Quarter ending June 2018	5,567	↓
Quarter ending September 2018	5,594	→
Quarter ending December 2018	5,639	→
Variance since December 2017	0.5%	→



ACTIVITY



Adjusted Scheduled Activity (UDA)		
Month	2018	2019
April	351	805
May	1,686	2,068
June	2,859	2,963
July	4,326	4,470
August	5,955	5,973
September	7,295	7,455
October	8,906	9,307
November	10,478	11,263
December	11,539	12,497
January	12,829	
February	14,654	
March	15,923	
April	16,323	
May	16,323	
June	16,323	

QUALITY

	Quantity	Base Number	Contract	AT	Region	England
% of FP17s for the same patient ID Re-attending within 3 months - Children	340	2,892	11.8%	12.2%	12.3%	11.8%
% of FP17s for the same patient ID Re-attending within 3 months - Adults	736	3,766	19.5%	16.0%	15.8%	15.6%
% of FP17s for the same patient ID Re-attending between 3 & 9 months - Children	1,641	2,892	56.7%	58.0%	60.1%	58.8%
% of FP17s for the same patient ID Re-attending between 3 & 9 months - Adults	2,069	3,766	54.9%	51.3%	53.3%	51.0%
% of FP17s for Band 1 Urgent Courses	742	5,642	13.2%	10.1%	9.0%	9.0%
% of FP17s Relating to Free Repair or Replacements	115	5,642	2.0%	0.8%	1.0%	0.8%
% of FP17s Relating to Continuations	60	5,642	1.1%	0.9%	1.0%	0.9%
% of Patients satisfied with the dentistry they have received	1	1	N/A	95.3%	93.8%	93.2%
% of Patients satisfied with the time they had to wait for an appointment	1	1	N/A	89.3%	89.4%	88.3%

* This is based on patients treated on this contract for their most recent course of treatment. Figures in italics indicate the base number of FP17s or Patient Questionnaire responses are less than 100. N/A is shown where the base number of responses is less than 10 during the period. % is calculated as Quantity/Base number*100

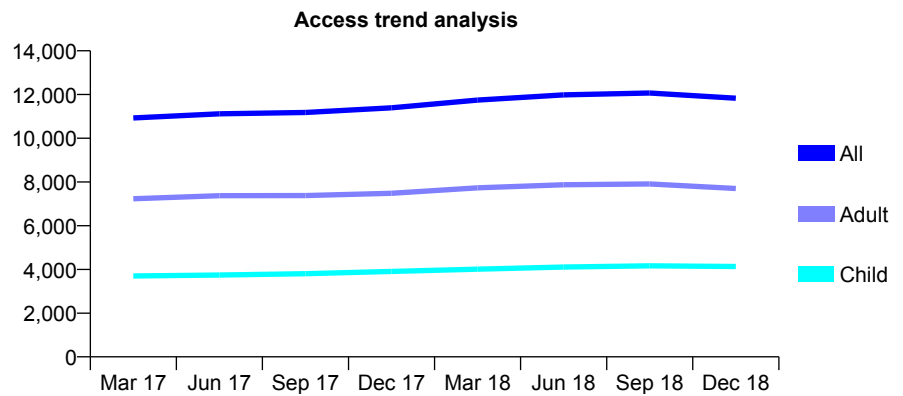
Q46 - Vital Signs At a Glance Contract Report for 121274/0001 - December 2018

Name or company name	Freshdental Practice Ltd
Contract type name	GDS Contract
Purpose of contract	General
Contract start date	01/04/2011
Contract end date	

18/19 Contracted general activity (UDA)	28,724
Carry forward general activity (UDA)	-426
18/19 Contracted orthodontic activity (UOA)	0
Carry forward orthodontic activity (UOA)	0
Baseline contract value	£739,809.14

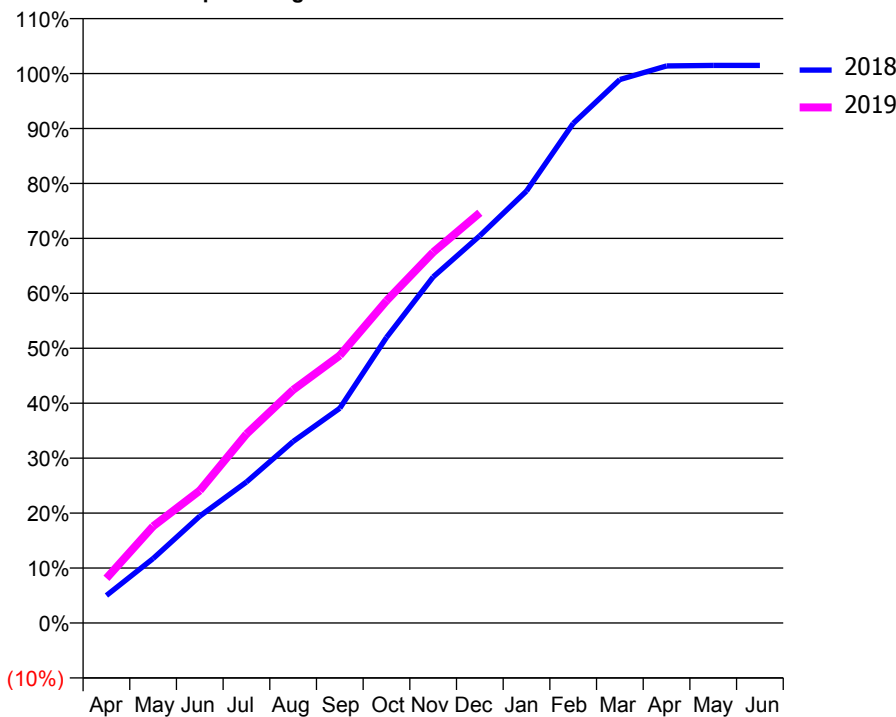
ACCESS*

Patients seen in 24 months	Total	Change since previous quarter
Quarter ending December 2017	11,390	
Quarter ending March 2018	11,744	↑
Quarter ending June 2018	11,985	↑
Quarter ending September 2018	12,071	→
Quarter ending December 2018	11,834	↓
Variance since December 2017	3.9%	↑



ACTIVITY

Cumulative percentage of contracted UDA delivered 2018 & 2019



Month	Adjusted Scheduled Activity (UDA)	
	2018	2019
April	1,440	2,337
May	3,370	5,055
June	5,584	6,923
July	7,373	9,881
August	9,489	12,186
September	11,223	13,985
October	14,929	16,846
November	18,095	19,382
December	20,242	21,445
January	22,580	
February	26,113	
March	28,410	
April	29,122	
May	29,149	
June	29,150	

QUALITY

	Quantity	Base Number	Contract	AT	Region	England
% of FP17s for the same patient ID Re-attending within 3 months - Children	853	5,703	15.0%	12.2%	12.3%	11.8%
% of FP17s for the same patient ID Re-attending within 3 months - Adults	853	7,124	12.0%	16.0%	15.8%	15.6%
% of FP17s for the same patient ID Re-attending between 3 & 9 months - Children	3,506	5,703	61.5%	58.0%	60.1%	58.8%
% of FP17s for the same patient ID Re-attending between 3 & 9 months - Adults	3,676	7,124	51.6%	51.3%	53.3%	51.0%
% of FP17s for Band 1 Urgent Courses	1,086	11,748	9.2%	10.1%	9.0%	9.0%
% of FP17s Relating to Free Repair or Replacements	52	11,748	0.4%	0.8%	1.0%	0.8%
% of FP17s Relating to Continuations	5	11,748	0.0%	0.9%	1.0%	0.9%
% of Patients satisfied with the dentistry they have received	3	3	N/A	95.3%	93.8%	93.2%
% of Patients satisfied with the time they had to wait for an appointment	3	3	N/A	89.3%	89.4%	88.3%

* This is based on patients treated on this contract for their most recent course of treatment. Figures in italics indicate the base number of FP17s or Patient Questionnaire responses are less than 100. N/A is shown where the base number of responses is less than 10 during the period. % is calculated as Quantity/Base number*100

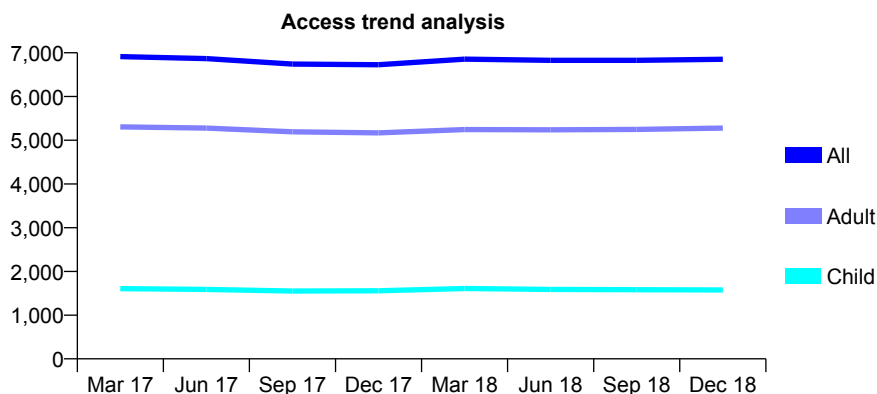
Q46 - Vital Signs At a Glance Contract Report for 122211/0001 - December 2018

Name or company name	Durgan & Ashworth Dental Care Ltd
Contract type name	GDS Contract
Purpose of contract	General
Contract start date	01/05/2007
Contract end date	

18/19 Contracted general activity (UDA)	19,207
Carry forward general activity (UDA)	0
18/19 Contracted orthodontic activity (UOA)	0
Carry forward orthodontic activity (UOA)	0
Baseline contract value	£646,698.40

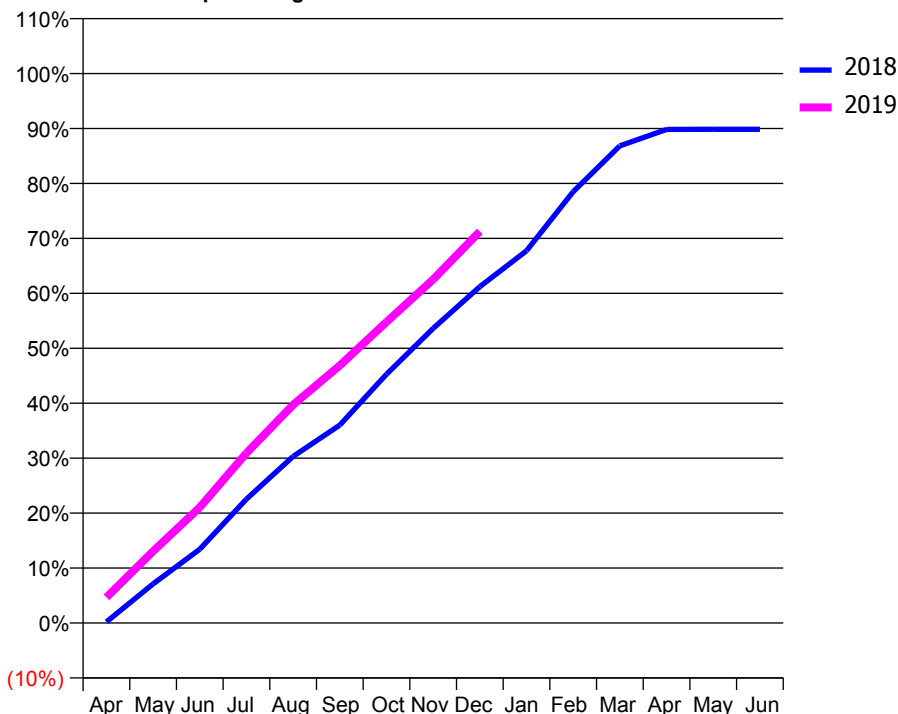
ACCESS*

Patients seen in 24 months	Total	Change since previous quarter
Quarter ending December 2017	6,727	
Quarter ending March 2018	6,854	→
Quarter ending June 2018	6,829	→
Quarter ending September 2018	6,828	→
Quarter ending December 2018	6,853	→
Variance since December 2017	1.9%	→



ACTIVITY

Cumulative percentage of contracted UDA delivered 2018 & 2019



Month	Adjusted Scheduled Activity (UDA)	
	2018	2019
April	41	896
May	1,369	2,508
June	2,580	4,044
July	4,331	5,939
August	5,823	7,629
September	6,921	9,001
October	8,695	10,522
November	10,297	12,007
December	11,758	13,688
January	13,010	
February	15,075	
March	16,677	
April	17,250	
May	17,256	
June	17,257	

QUALITY

	Quantity	Base Number	Contract	AT	Region	England
% of FP17s for the same patient ID Re-attending within 3 months - Children	110	1,691	6.5%	12.2%	12.3%	11.8%
% of FP17s for the same patient ID Re-attending within 3 months - Adults	835	5,723	14.6%	16.0%	15.8%	15.6%
% of FP17s for the same patient ID Re-attending between 3 & 9 months - Children	1,014	1,691	60.0%	58.0%	60.1%	58.8%
% of FP17s for the same patient ID Re-attending between 3 & 9 months - Adults	3,016	5,723	52.7%	51.3%	53.3%	51.0%
% of FP17s for Band 1 Urgent Courses	692	7,134	9.7%	10.1%	9.0%	9.0%
% of FP17s Relating to Free Repair or Replacements	65	7,134	0.9%	0.8%	1.0%	0.8%
% of FP17s Relating to Continuations	118	7,134	1.7%	0.9%	1.0%	0.9%
% of Patients satisfied with the dentistry they have received	3	3	N/A	95.3%	93.8%	93.2%
% of Patients satisfied with the time they had to wait for an appointment	3	3	N/A	89.3%	89.4%	88.3%

* This is based on patients treated on this contract for their most recent course of treatment. Figures in italics indicate the base number of FP17s or Patient Questionnaire responses are less than 100. N/A is shown where the base number of responses is less than 10 during the period. % is calculated as Quantity/Base number*100

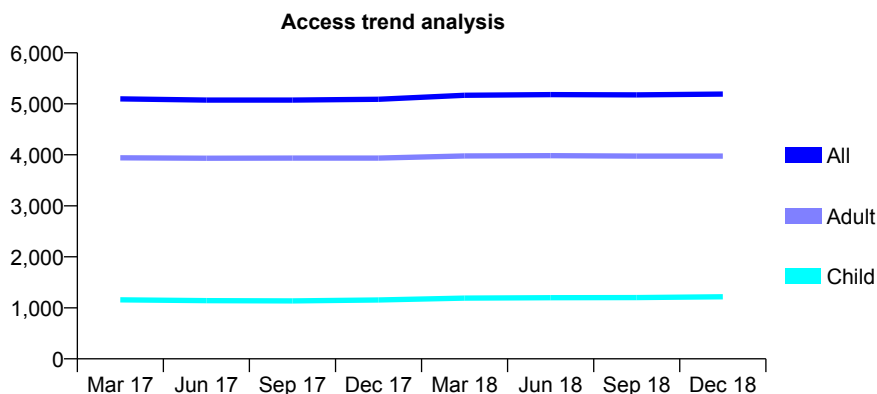
Q46 - Vital Signs At a Glance Contract Report for 123056/0001 - December 2018

Name or company name	Fletcher Fosbrook Dental Surgery
Contract type name	GDS Contract
Purpose of contract	General
Contract start date	01/04/2013
Contract end date	

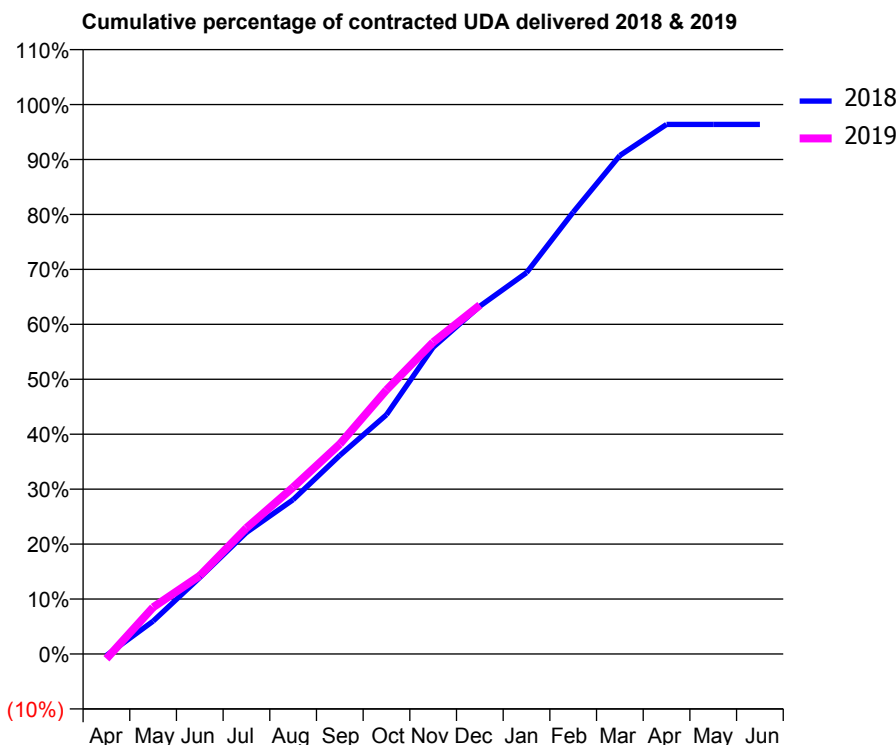
18/19 Contracted general activity (UDA)	12,364
Carry forward general activity (UDA)	448
18/19 Contracted orthodontic activity (UOA)	0
Carry forward orthodontic activity (UOA)	0
Baseline contract value	£350,596.61

ACCESS*

Patients seen in 24 months	Total	Change since previous quarter
Quarter ending December 2017	5,090	
Quarter ending March 2018	5,168	→
Quarter ending June 2018	5,181	→
Quarter ending September 2018	5,175	→
Quarter ending December 2018	5,191	→
Variance since December 2017	2.0%	→



ACTIVITY



Month	Adjusted Scheduled Activity (UDA)	
	2018	2019
April	-34	-110
May	739	1,053
June	1,722	1,764
July	2,735	2,838
August	3,472	3,753
September	4,468	4,723
October	5,385	5,942
November	6,902	7,016
December	7,825	7,851
January	8,579	
February	9,943	
March	11,217	
April	11,915	
May	11,916	
June	11,916	

QUALITY

	Quantity	Base Number	Contract	AT	Region	England
% of FP17s for the same patient ID Re-attending within 3 months - Children	78	1,202	6.5%	12.2%	12.3%	11.8%
% of FP17s for the same patient ID Re-attending within 3 months - Adults	385	3,922	9.8%	16.0%	15.8%	15.6%
% of FP17s for the same patient ID Re-attending between 3 & 9 months - Children	666	1,202	55.4%	58.0%	60.1%	58.8%
% of FP17s for the same patient ID Re-attending between 3 & 9 months - Adults	2,385	3,922	60.8%	51.3%	53.3%	51.0%
% of FP17s for Band 1 Urgent Courses	96	4,846	2.0%	10.1%	9.0%	9.0%
% of FP17s Relating to Free Repair or Replacements	17	4,846	0.4%	0.8%	1.0%	0.8%
% of FP17s Relating to Continuations	63	4,846	1.3%	0.9%	1.0%	0.9%
% of Patients satisfied with the dentistry they have received	1	1	N/A	95.3%	93.8%	93.2%
% of Patients satisfied with the time they had to wait for an appointment	1	1	N/A	89.3%	89.4%	88.3%

* This is based on patients treated on this contract for their most recent course of treatment. Figures in italics indicate the base number of FP17s or Patient Questionnaire responses are less than 100. N/A is shown where the base number of responses is less than 10 during the period. % is calculated as Quantity/Base number*100

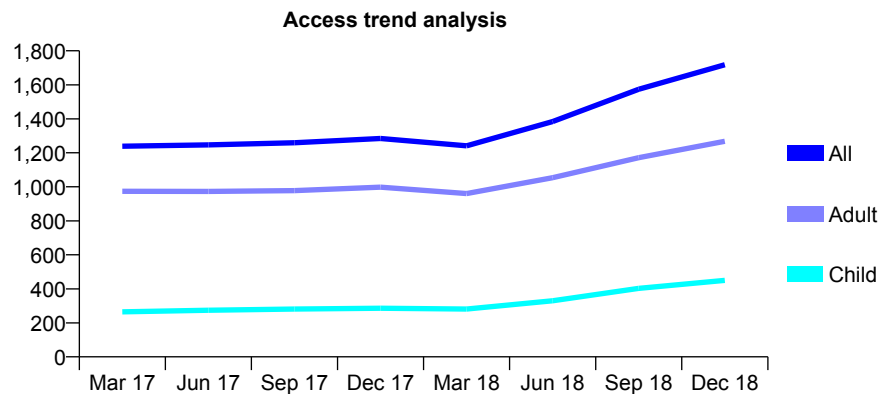
Q46 - Vital Signs At a Glance Contract Report for 124168/0001 - December 2018

Name or company name	Mr SG Ku
Contract type name	GDS Contract
Purpose of contract	General
Contract start date	01/02/2015
Contract end date	

18/19 Contracted general activity (UDA)	6,208
Carry forward general activity (UDA)	249
18/19 Contracted orthodontic activity (UOA)	0
Carry forward orthodontic activity (UOA)	0
Baseline contract value	£194,677.43

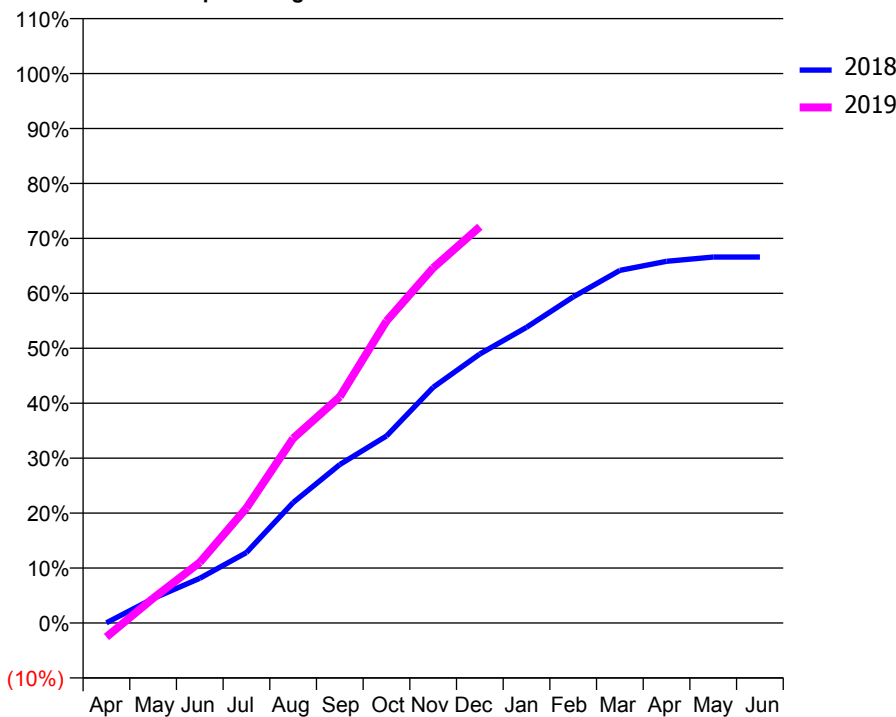
ACCESS*

Patients seen in 24 months	Total	Change since previous quarter
Quarter ending December 2017	1,284	
Quarter ending March 2018	1,241	↓
Quarter ending June 2018	1,384	↑
Quarter ending September 2018	1,574	↑
Quarter ending December 2018	1,718	↑
Variance since December 2017	33.8%	↑



ACTIVITY

Cumulative percentage of contracted UDA delivered 2018 & 2019



Month	Adjusted Scheduled Activity (UDA)	
	2018	2019
April	3	-159
May	276	279
June	506	685
July	797	1,300
August	1,362	2,085
September	1,790	2,555
October	2,113	3,411
November	2,663	4,011
December	3,040	4,476
January	3,341	
February	3,684	
March	3,984	
April	4,086	
May	4,135	
June	4,135	

QUALITY

	Quantity	Base Number	Contract	AT	Region	England
% of FP17s for the same patient ID Re-attending within 3 months - Children	26	481	5.4%	12.2%	12.3%	11.8%
% of FP17s for the same patient ID Re-attending within 3 months - Adults	75	1,254	6.0%	16.0%	15.8%	15.6%
% of FP17s for the same patient ID Re-attending between 3 & 9 months - Children	167	481	34.7%	58.0%	60.1%	58.8%
% of FP17s for the same patient ID Re-attending between 3 & 9 months - Adults	556	1,254	44.3%	51.3%	53.3%	51.0%
% of FP17s for Band 1 Urgent Courses	95	1,656	5.7%	10.1%	9.0%	9.0%
% of FP17s Relating to Free Repair or Replacements	2	1,656	0.1%	0.8%	1.0%	0.8%
% of FP17s Relating to Continuations	2	1,656	0.1%	0.9%	1.0%	0.9%
% of Patients satisfied with the dentistry they have received	0	0	N/A	95.3%	93.8%	93.2%
% of Patients satisfied with the time they had to wait for an appointment	0	0	N/A	89.3%	89.4%	88.3%

* This is based on patients treated on this contract for their most recent course of treatment. Figures in italics indicate the base number of FP17s or Patient Questionnaire responses are less than 100. N/A is shown where the base number of responses is less than 10 during the period. % is calculated as Quantity/Base number*100

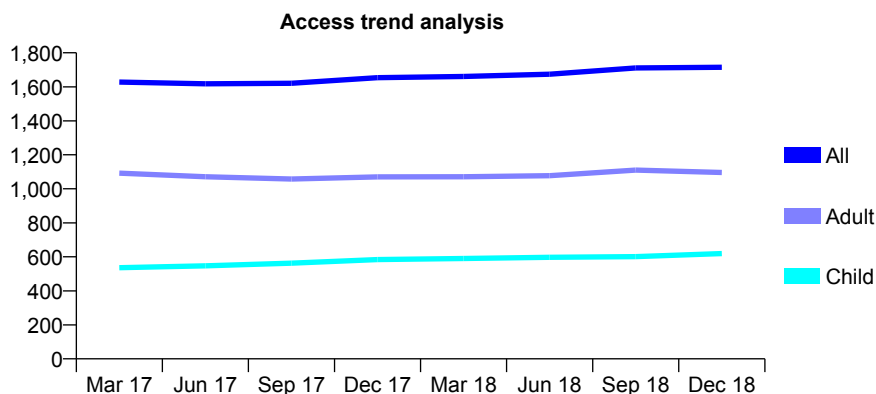
Q46 - Vital Signs At a Glance Contract Report for 124257/0001 - December 2018

Name or company name	East Road Care Ltd.
Contract type name	GDS Contract
Purpose of contract	General
Contract start date	07/02/2007
Contract end date	

18/19 Contracted general activity (UDA)	6,628
Carry forward general activity (UDA)	-44
18/19 Contracted orthodontic activity (UOA)	0
Carry forward orthodontic activity (UOA)	0
Baseline contract value	£242,340.28

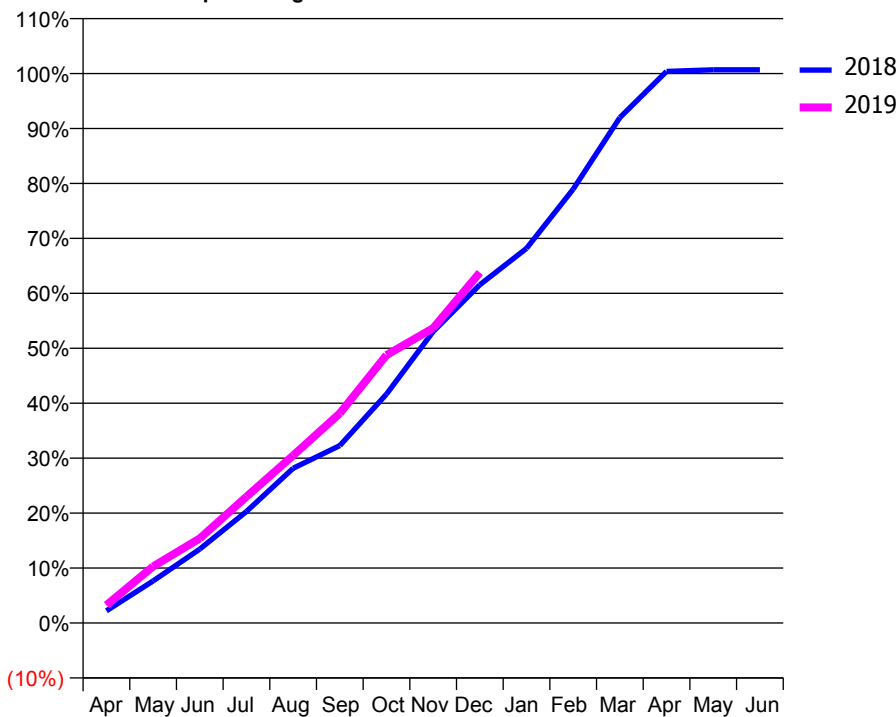
ACCESS*

Patients seen in 24 months	Total	Change since previous quarter
Quarter ending December 2017	1,654	
Quarter ending March 2018	1,661	→
Quarter ending June 2018	1,674	→
Quarter ending September 2018	1,711	↑
Quarter ending December 2018	1,715	→
Variance since December 2017	3.7%	↑



ACTIVITY

Cumulative percentage of contracted UDA delivered 2018 & 2019



Month	Adjusted Scheduled Activity (UDA)	
	2018	2019
April	148	217
May	508	683
June	892	1,020
July	1,345	1,524
August	1,866	2,021
September	2,141	2,530
October	2,761	3,233
November	3,515	3,557
December	4,080	4,228
January	4,518	
February	5,234	
March	6,097	
April	6,653	
May	6,672	
June	6,672	

QUALITY

	Quantity	Base Number	Contract	AT	Region	England
% of FP17s for the same patient ID Re-attending within 3 months - Children	13	503	2.6%	12.2%	12.3%	11.8%
% of FP17s for the same patient ID Re-attending within 3 months - Adults	99	921	10.7%	16.0%	15.8%	15.6%
% of FP17s for the same patient ID Re-attending between 3 & 9 months - Children	246	503	48.9%	58.0%	60.1%	58.8%
% of FP17s for the same patient ID Re-attending between 3 & 9 months - Adults	325	921	35.3%	51.3%	53.3%	51.0%
% of FP17s for Band 1 Urgent Courses	234	1,308	17.9%	10.1%	9.0%	9.0%
% of FP17s Relating to Free Repair or Replacements	2	1,308	0.2%	0.8%	1.0%	0.8%
% of FP17s Relating to Continuations	9	1,308	0.7%	0.9%	1.0%	0.9%
% of Patients satisfied with the dentistry they have received	0	0	N/A	95.3%	93.8%	93.2%
% of Patients satisfied with the time they had to wait for an appointment	0	0	N/A	89.3%	89.4%	88.3%

* This is based on patients treated on this contract for their most recent course of treatment. Figures in italics indicate the base number of FP17s or Patient Questionnaire responses are less than 100. N/A is shown where the base number of responses is less than 10 during the period. % is calculated as Quantity/Base number*100

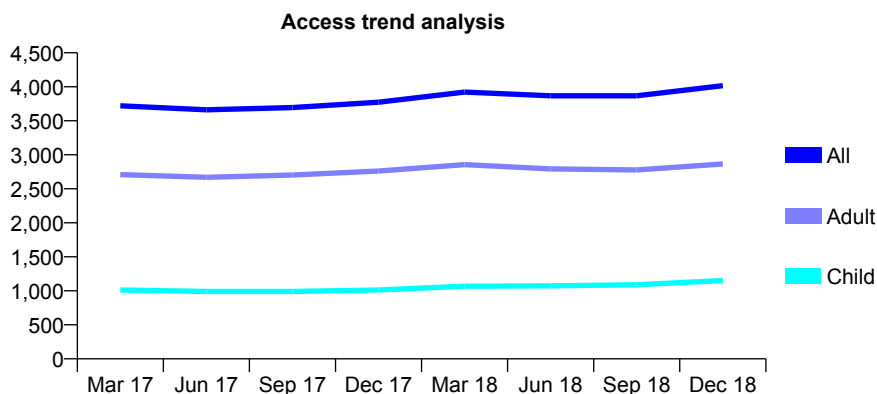
Q46 - Vital Signs At a Glance Contract Report for 124354/0001 - December 2018

Name or company name	Claremont Dental Practice
Contract type name	GDS Contract
Purpose of contract	General
Contract start date	01/06/2012
Contract end date	

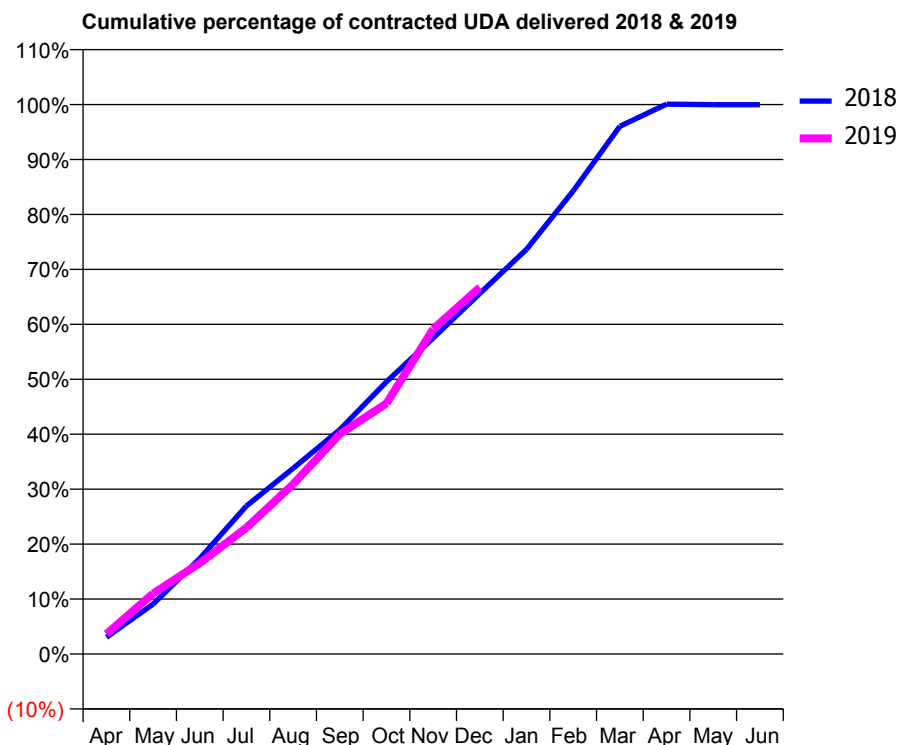
18/19 Contracted general activity (UDA)	12,521
Carry forward general activity (UDA)	4
18/19 Contracted orthodontic activity (UOA)	0
Carry forward orthodontic activity (UOA)	0
Baseline contract value	£335,246.17

ACCESS*

Patients seen in 24 months	Total	Change since previous quarter
Quarter ending December 2017	3,774	
Quarter ending March 2018	3,923	↑
Quarter ending June 2018	3,867	↓
Quarter ending September 2018	3,868	→
Quarter ending December 2018	4,016	↑
Variance since December 2017	6.4%	↑



ACTIVITY



Month	Adjusted Scheduled Activity (UDA)	
	2018	2019
April	380	459
May	1,138	1,379
June	2,177	2,071
July	3,374	2,879
August	4,231	3,868
September	5,113	5,013
October	6,204	5,710
November	7,199	7,404
December	8,218	8,354
January	9,220	
February	10,550	
March	12,024	
April	12,530	
May	12,517	
June	12,517	

QUALITY

	Quantity	Base Number	Contract	AT	Region	England
% of FP17s for the same patient ID Re-attending within 3 months - Children	177	1,367	12.9%	12.2%	12.3%	11.8%
% of FP17s for the same patient ID Re-attending within 3 months - Adults	809	3,395	23.8%	16.0%	15.8%	15.6%
% of FP17s for the same patient ID Re-attending between 3 & 9 months - Children	802	1,367	58.7%	58.0%	60.1%	58.8%
% of FP17s for the same patient ID Re-attending between 3 & 9 months - Adults	1,771	3,395	52.2%	51.3%	53.3%	51.0%
% of FP17s for Band 1 Urgent Courses	620	4,555	13.6%	10.1%	9.0%	9.0%
% of FP17s Relating to Free Repair or Replacements	51	4,555	1.1%	0.8%	1.0%	0.8%
% of FP17s Relating to Continuations	44	4,555	1.0%	0.9%	1.0%	0.9%
% of Patients satisfied with the dentistry they have received	1	1	N/A	95.3%	93.8%	93.2%
% of Patients satisfied with the time they had to wait for an appointment	1	1	N/A	89.3%	89.4%	88.3%

* This is based on patients treated on this contract for their most recent course of treatment. Figures in italics indicate the base number of FP17s or Patient Questionnaire responses are less than 100. N/A is shown where the base number of responses is less than 10 during the period. % is calculated as Quantity/Base number*100

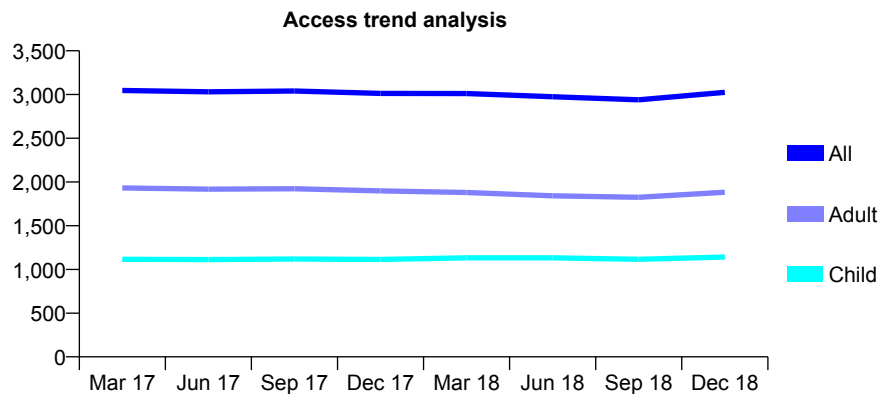
Q46 - Vital Signs At a Glance Contract Report for 125040/0001 - December 2018

Name or company name	Red Rose Dental Group
Contract type name	GDS Contract
Purpose of contract	General and Orthodontic
Contract start date	01/04/2013
Contract end date	

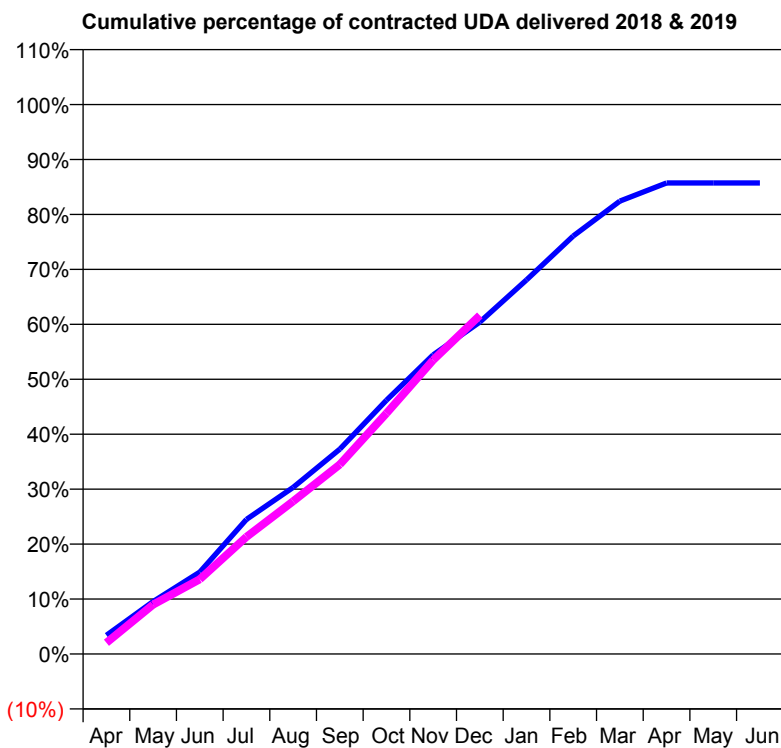
18/19 Contracted general activity (UDA)	6,575
Carry forward general activity (UDA)	0
18/19 Contracted orthodontic activity (UOA)	5,533
Carry forward orthodontic activity (UOA)	19
Baseline contract value	£575,438.70

ACCESS*

Patients seen in 24 months	Total	Change since previous quarter
Quarter ending December 2017	3,012	
Quarter ending March 2018	3,011	→
Quarter ending June 2018	2,974	↓
Quarter ending September 2018	2,940	↓
Quarter ending December 2018	3,025	↑
Variance since December 2017	0.4%	→



ACTIVITY



Month	Adjusted Scheduled Activity (UDA)	
	2018	2019
April	224	136
May	627	590
June	981	894
July	1,611	1,402
August	1,994	1,827
September	2,451	2,268
October	3,036	2,880
November	3,579	3,517
December	3,972	4,052
January	4,476	
February	5,002	
March	5,420	
April	5,637	
May	5,637	
June	5,637	

QUALITY

	Quantity	Base Number	Contract	AT	Region	England
% of FP17s for the same patient ID Re-attending within 3 months - Children	96	1,599	6.0%	12.2%	12.3%	11.8%
% of FP17s for the same patient ID Re-attending within 3 months - Adults	243	1,693	14.4%	16.0%	15.8%	15.6%
% of FP17s for the same patient ID Re-attending between 3 & 9 months - Children	593	1,599	37.1%	58.0%	60.1%	58.8%
% of FP17s for the same patient ID Re-attending between 3 & 9 months - Adults	710	1,693	41.9%	51.3%	53.3%	51.0%
% of FP17s for Band 1 Urgent Courses	168	2,148	7.8%	10.1%	9.0%	9.0%
% of FP17s Relating to Free Repair or Replacements	13	2,148	0.6%	0.8%	1.0%	0.8%
% of FP17s Relating to Continuations	19	2,148	0.9%	0.9%	1.0%	0.9%
% of Patients satisfied with the dentistry they have received	0	0	N/A	95.3%	93.8%	93.2%
% of Patients satisfied with the time they had to wait for an appointment	0	0	N/A	89.3%	89.4%	88.3%

* This is based on patients treated on this contract for their most recent course of treatment. Figures in italics indicate the base number of FP17s or Patient Questionnaire responses are less than 100. N/A is shown where the base number of responses is less than 10 during the period. % is calculated as Quantity/Base number*100

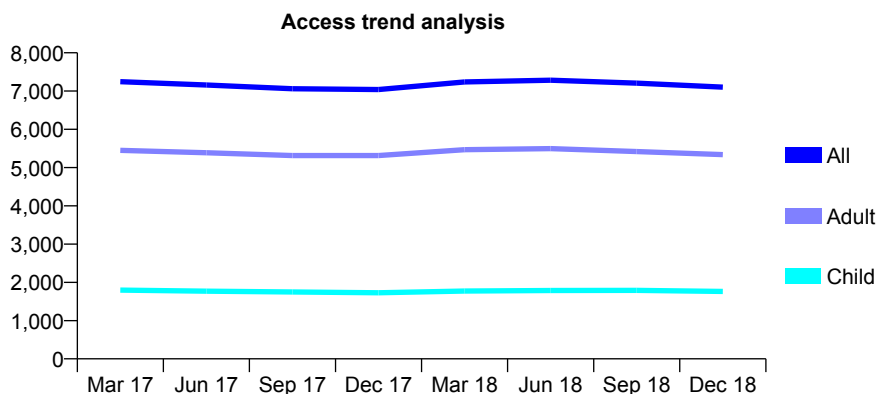
Q46 - Vital Signs At a Glance Contract Report for 126055/0001 - December 2018

Name or company name	Hamani Healthcare Ltd
Contract type name	GDS Contract
Purpose of contract	General
Contract start date	01/12/2011
Contract end date	

18/19 Contracted general activity (UDA)	23,392
Carry forward general activity (UDA)	0
18/19 Contracted orthodontic activity (UOA)	0
Carry forward orthodontic activity (UOA)	0
Baseline contract value	£589,502.53

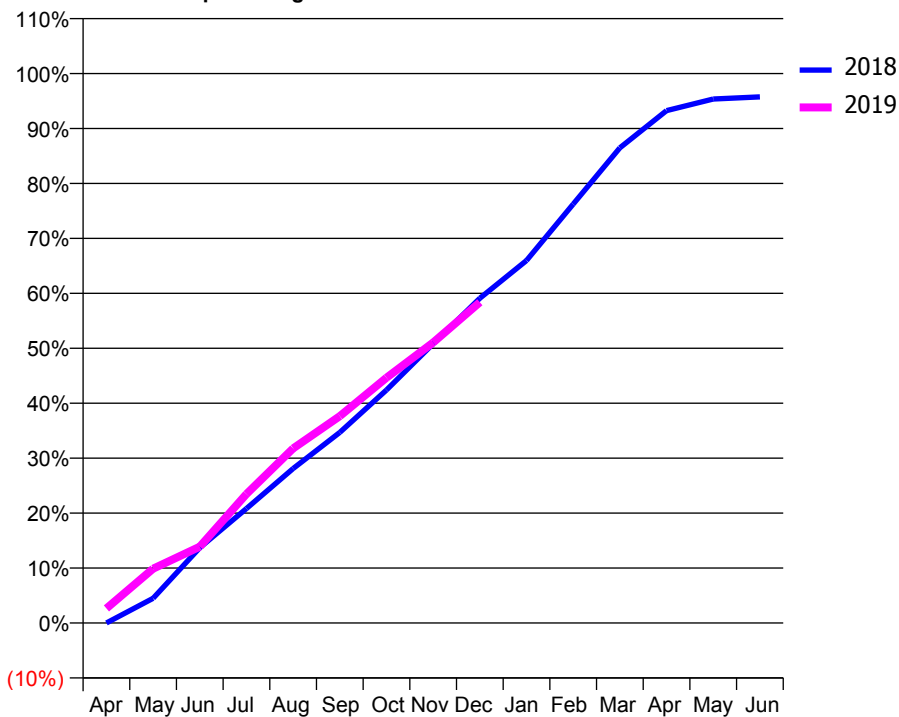
ACCESS*

Patients seen in 24 months	Total	Change since previous quarter
Quarter ending December 2017	7,041	
Quarter ending March 2018	7,239	↑
Quarter ending June 2018	7,282	→
Quarter ending September 2018	7,208	↓
Quarter ending December 2018	7,102	↓
Variance since December 2017	0.9%	→



ACTIVITY

Cumulative percentage of contracted UDA delivered 2018 & 2019



Month	Adjusted Scheduled Activity (UDA)	
	2018	2019
April	3	619
May	1,050	2,314
June	3,203	3,252
July	4,873	5,493
August	6,578	7,433
September	8,116	8,809
October	9,921	10,444
November	11,890	11,942
December	13,822	13,652
January	15,429	
February	17,835	
March	20,228	
April	21,815	
May	22,304	
June	22,395	

QUALITY

	Quantity	Base Number	Contract	AT	Region	England
% of FP17s for the same patient ID Re-attending within 3 months - Children	174	2,040	8.5%	12.2%	12.3%	11.8%
% of FP17s for the same patient ID Re-attending within 3 months - Adults	785	5,717	13.7%	16.0%	15.8%	15.6%
% of FP17s for the same patient ID Re-attending between 3 & 9 months - Children	1,356	2,040	66.5%	58.0%	60.1%	58.8%
% of FP17s for the same patient ID Re-attending between 3 & 9 months - Adults	3,557	5,717	62.2%	51.3%	53.3%	51.0%
% of FP17s for Band 1 Urgent Courses	277	7,114	3.9%	10.1%	9.0%	9.0%
% of FP17s Relating to Free Repair or Replacements	99	7,114	1.4%	0.8%	1.0%	0.8%
% of FP17s Relating to Continuations	162	7,114	2.3%	0.9%	1.0%	0.9%
% of Patients satisfied with the dentistry they have received	3	3	N/A	95.3%	93.8%	93.2%
% of Patients satisfied with the time they had to wait for an appointment	3	3	N/A	89.3%	89.4%	88.3%

* This is based on patients treated on this contract for their most recent course of treatment. Figures in italics indicate the base number of FP17s or Patient Questionnaire responses are less than 100. N/A is shown where the base number of responses is less than 10 during the period. % is calculated as Quantity/Base number*100

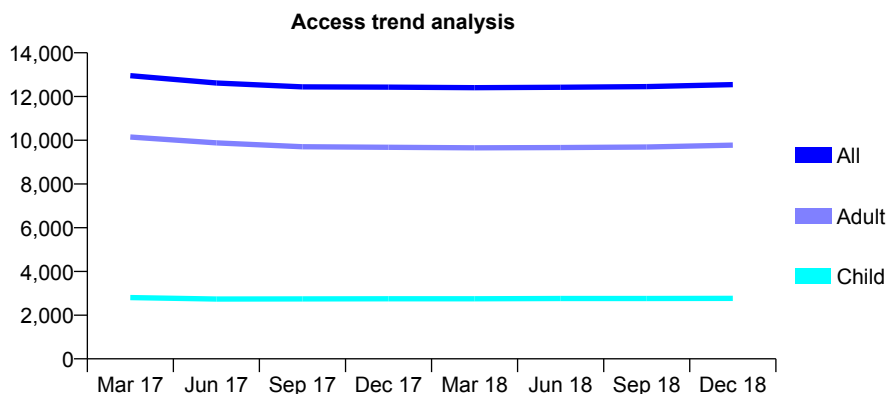
Q46 - Vital Signs At a Glance Contract Report for 126640/0001 - December 2018

Name or company name	Florence House Dental Practice Partnership
Contract type name	GDS Contract
Purpose of contract	General
Contract start date	01/11/2012
Contract end date	

18/19 Contracted general activity (UDA)	39,318
Carry forward general activity (UDA)	0
18/19 Contracted orthodontic activity (UOA)	0
Carry forward orthodontic activity (UOA)	0
Baseline contract value	£1,138,166.68

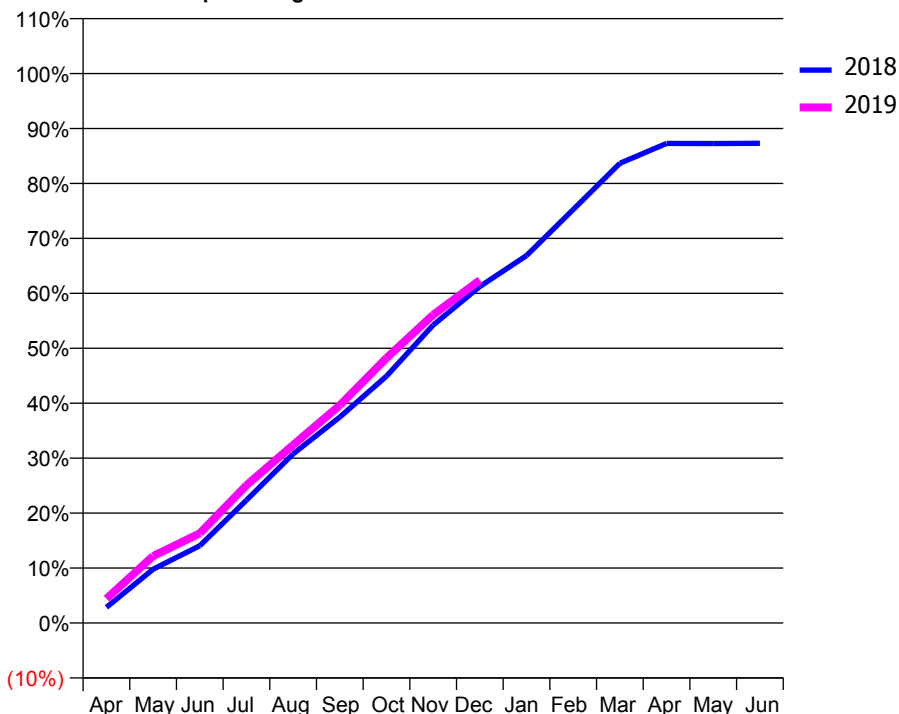
ACCESS*

Patients seen in 24 months	Total	Change since previous quarter
Quarter ending December 2017	12,427	
Quarter ending March 2018	12,403	→
Quarter ending June 2018	12,423	→
Quarter ending September 2018	12,452	→
Quarter ending December 2018	12,543	→
Variance since December 2017	0.9%	→



ACTIVITY

Cumulative percentage of contracted UDA delivered 2018 & 2019



Month	Adjusted Scheduled Activity (UDA)	
	2018	2019
April	1,124	1,739
May	3,854	4,795
June	5,527	6,420
July	8,788	9,857
August	12,100	12,742
September	14,737	15,588
October	17,664	18,962
November	21,322	22,053
December	24,079	24,535
January	26,293	
February	29,582	
March	32,891	
April	34,313	
May	34,309	
June	34,322	

QUALITY

	Quantity	Base Number	Contract	AT	Region	England
% of FP17s for the same patient ID Re-attending within 3 months - Children	132	2,707	4.9%	12.2%	12.3%	11.8%
% of FP17s for the same patient ID Re-attending within 3 months - Adults	962	9,216	10.4%	16.0%	15.8%	15.6%
% of FP17s for the same patient ID Re-attending between 3 & 9 months - Children	1,462	2,707	54.0%	58.0%	60.1%	58.8%
% of FP17s for the same patient ID Re-attending between 3 & 9 months - Adults	4,613	9,216	50.1%	51.3%	53.3%	51.0%
% of FP17s for Band 1 Urgent Courses	837	11,351	7.4%	10.1%	9.0%	9.0%
% of FP17s Relating to Free Repair or Replacements	91	11,351	0.8%	0.8%	1.0%	0.8%
% of FP17s Relating to Continuations	117	11,351	1.0%	0.9%	1.0%	0.9%
% of Patients satisfied with the dentistry they have received	2	2	N/A	95.3%	93.8%	93.2%
% of Patients satisfied with the time they had to wait for an appointment	2	2	N/A	89.3%	89.4%	88.3%

* This is based on patients treated on this contract for their most recent course of treatment. Figures in italics indicate the base number of FP17s or Patient Questionnaire responses are less than 100. N/A is shown where the base number of responses is less than 10 during the period. % is calculated as Quantity/Base number*100

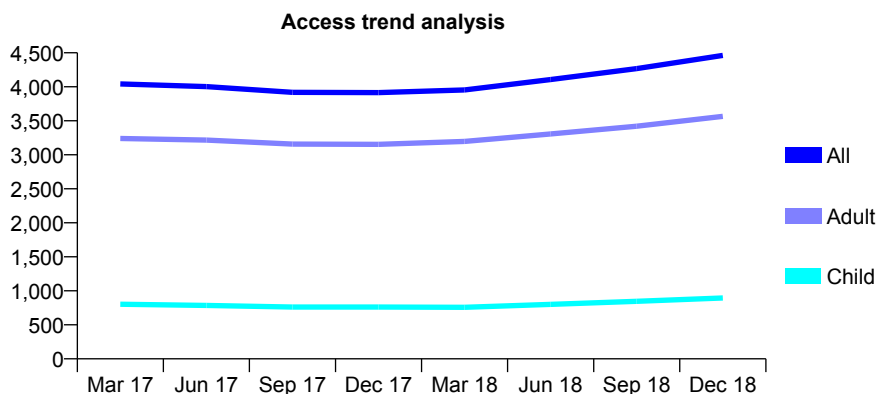
Q46 - Vital Signs At a Glance Contract Report for 127477/0001 - December 2018

Name or company name	Hollinwood Dental Practice
Contract type name	GDS Contract
Purpose of contract	General
Contract start date	01/04/2012
Contract end date	

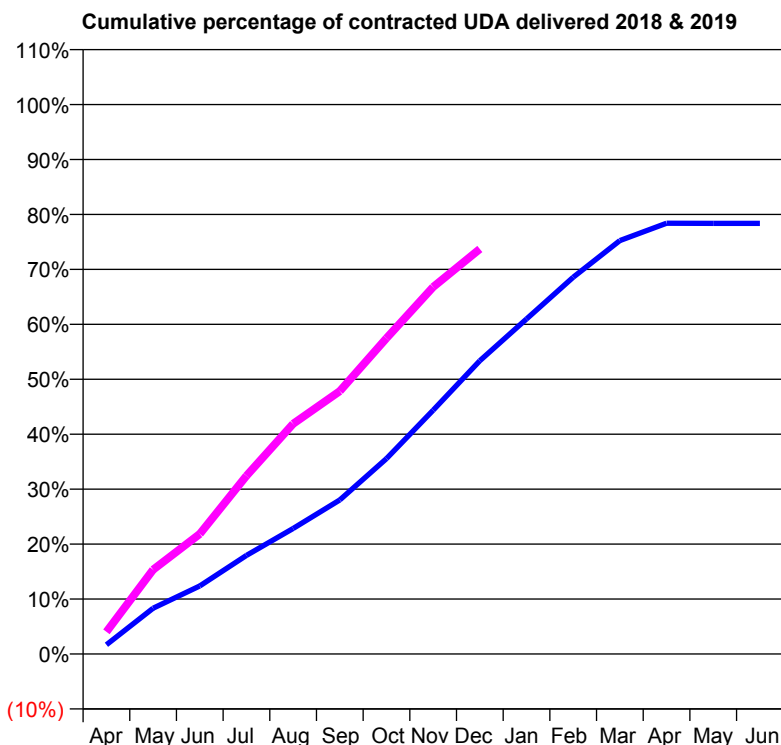
18/19 Contracted general activity (UDA)	13,992
Carry forward general activity (UDA)	0
18/19 Contracted orthodontic activity (UOA)	0
Carry forward orthodontic activity (UOA)	0
Baseline contract value	£385,824.99

ACCESS*

Patients seen in 24 months	Total	Change since previous quarter
Quarter ending December 2017	3,915	
Quarter ending March 2018	3,954	→
Quarter ending June 2018	4,107	↑
Quarter ending September 2018	4,268	↑
Quarter ending December 2018	4,462	↑
Variance since December 2017	14.0%	↑



ACTIVITY



Month	Adjusted Scheduled Activity (UDA)	
	2018	2019
April	235	564
May	1,167	2,147
June	1,735	3,058
July	2,511	4,537
August	3,195	5,862
September	3,923	6,696
October	4,976	8,043
November	6,210	9,345
December	7,470	10,312
January	8,533	
February	9,593	
March	10,527	
April	10,969	
May	10,965	
June	10,965	

QUALITY

	Quantity	Base Number	Contract	AT	Region	England
% of FP17s for the same patient ID Re-attending within 3 months - Children	58	1,027	5.6%	12.2%	12.3%	11.8%
% of FP17s for the same patient ID Re-attending within 3 months - Adults	372	3,795	9.8%	16.0%	15.8%	15.6%
% of FP17s for the same patient ID Re-attending between 3 & 9 months - Children	565	1,027	55.0%	58.0%	60.1%	58.8%
% of FP17s for the same patient ID Re-attending between 3 & 9 months - Adults	1,922	3,795	50.6%	51.3%	53.3%	51.0%
% of FP17s for Band 1 Urgent Courses	237	4,669	5.1%	10.1%	9.0%	9.0%
% of FP17s Relating to Free Repair or Replacements	22	4,669	0.5%	0.8%	1.0%	0.8%
% of FP17s Relating to Continuations	62	4,669	1.3%	0.9%	1.0%	0.9%
% of Patients satisfied with the dentistry they have received	1	1	N/A	95.3%	93.8%	93.2%
% of Patients satisfied with the time they had to wait for an appointment	1	1	N/A	89.3%	89.4%	88.3%

* This is based on patients treated on this contract for their most recent course of treatment. Figures in italics indicate the base number of FP17s or Patient Questionnaire responses are less than 100. N/A is shown where the base number of responses is less than 10 during the period. % is calculated as Quantity/Base number*100

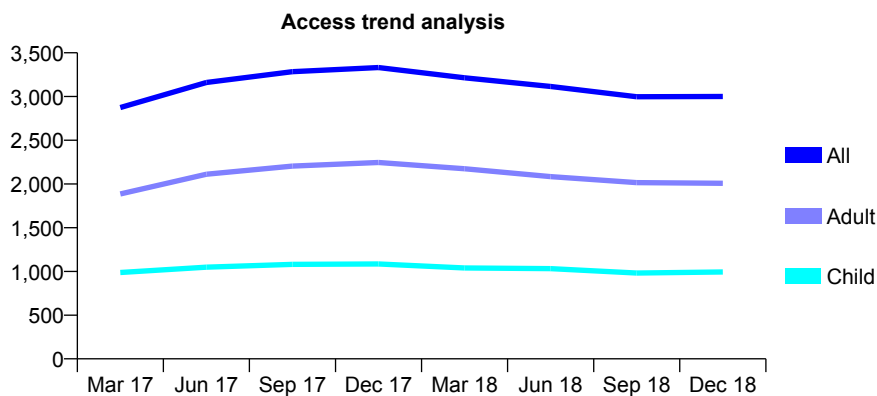
Q46 - Vital Signs At a Glance Contract Report for 127949/0001 - December 2018

Name or company name	Mrs S Singh & Mr D Singh
Contract type name	GDS Contract
Purpose of contract	General
Contract start date	18/01/2016
Contract end date	

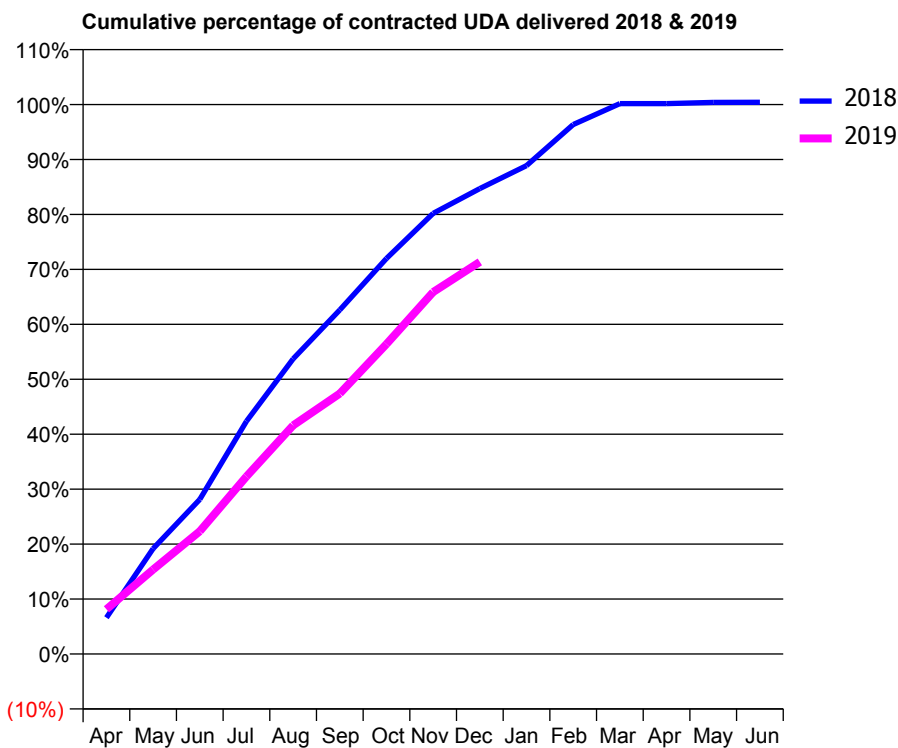
18/19 Contracted general activity (UDA)	10,570
Carry forward general activity (UDA)	-42
18/19 Contracted orthodontic activity (UOA)	0
Carry forward orthodontic activity (UOA)	0
Baseline contract value	£374,213.75

ACCESS*

Patients seen in 24 months	Total	Change since previous quarter
Quarter ending December 2017	3,331	
Quarter ending March 2018	3,214	↓
Quarter ending June 2018	3,115	↓
Quarter ending September 2018	2,997	↓
Quarter ending December 2018	3,001	→
Variance since December 2017	(9.9%)	↓



ACTIVITY



Month	Adjusted Scheduled Activity (UDA)	
	2018	2019
April	700	860
May	2,027	1,625
June	2,975	2,361
July	4,477	3,415
August	5,678	4,398
September	6,619	5,010
October	7,608	5,962
November	8,476	6,962
December	8,953	7,542
January	9,393	
February	10,185	
March	10,587	
April	10,587	
May	10,611	
June	10,612	

QUALITY

	Quantity	Base Number	Contract	AT	Region	England
% of FP17s for the same patient ID Re-attending within 3 months - Children	99	1,060	9.3%	12.2%	12.3%	11.8%
% of FP17s for the same patient ID Re-attending within 3 months - Adults	364	1,995	18.2%	16.0%	15.8%	15.6%
% of FP17s for the same patient ID Re-attending between 3 & 9 months - Children	571	1,060	53.9%	58.0%	60.1%	58.8%
% of FP17s for the same patient ID Re-attending between 3 & 9 months - Adults	914	1,995	45.8%	51.3%	53.3%	51.0%
% of FP17s for Band 1 Urgent Courses	446	3,040	14.7%	10.1%	9.0%	9.0%
% of FP17s Relating to Free Repair or Replacements	16	3,040	0.5%	0.8%	1.0%	0.8%
% of FP17s Relating to Continuations	27	3,040	0.9%	0.9%	1.0%	0.9%
% of Patients satisfied with the dentistry they have received	1	1	N/A	95.3%	93.8%	93.2%
% of Patients satisfied with the time they had to wait for an appointment	1	1	N/A	89.3%	89.4%	88.3%

* This is based on patients treated on this contract for their most recent course of treatment. Figures in italics indicate the base number of FP17s or Patient Questionnaire responses are less than 100. N/A is shown where the base number of responses is less than 10 during the period. % is calculated as Quantity/Base number*100

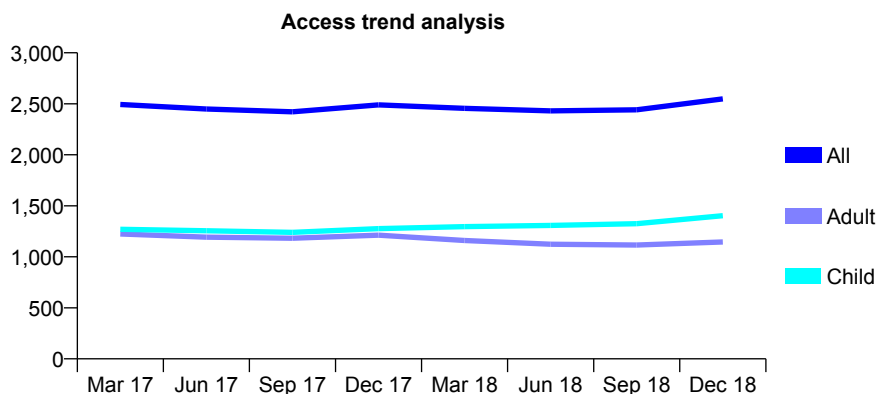
Q46 - Vital Signs At a Glance Contract Report for 128007/0001 - December 2018

Name or company name	Ashton Road Limited Company
Contract type name	GDS Contract
Purpose of contract	General
Contract start date	06/04/2007
Contract end date	

18/19 Contracted general activity (UDA)	8,609
Carry forward general activity (UDA)	-68
18/19 Contracted orthodontic activity (UOA)	0
Carry forward orthodontic activity (UOA)	0
Baseline contract value	£237,380.25

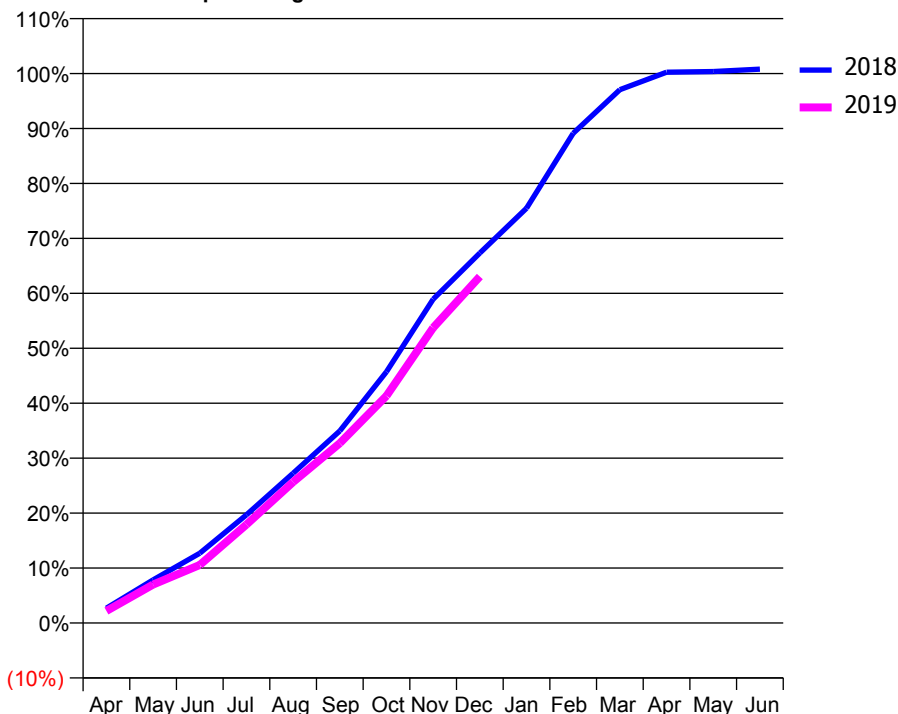
ACCESS*

Patients seen in 24 months	Total	Change since previous quarter
Quarter ending December 2017	2,489	
Quarter ending March 2018	2,456	↓
Quarter ending June 2018	2,431	↓
Quarter ending September 2018	2,441	→
Quarter ending December 2018	2,549	↑
Variance since December 2017	2.4%	↑



ACTIVITY

Cumulative percentage of contracted UDA delivered 2018 & 2019



Month	Adjusted Scheduled Activity (UDA)	
	2018	2019
April	233	189
May	677	602
June	1,094	909
July	1,695	1,543
August	2,347	2,210
September	3,010	2,818
October	3,937	3,558
November	5,074	4,627
December	5,796	5,430
January	6,499	
February	7,673	
March	8,356	
April	8,629	
May	8,641	
June	8,677	

QUALITY

	Quantity	Base Number	Contract	AT	Region	England
% of FP17s for the same patient ID Re-attending within 3 months - Children	90	1,226	7.3%	12.2%	12.3%	11.8%
% of FP17s for the same patient ID Re-attending within 3 months - Adults	84	888	9.5%	16.0%	15.8%	15.6%
% of FP17s for the same patient ID Re-attending between 3 & 9 months - Children	554	1,226	45.2%	58.0%	60.1%	58.8%
% of FP17s for the same patient ID Re-attending between 3 & 9 months - Adults	410	888	46.2%	51.3%	53.3%	51.0%
% of FP17s for Band 1 Urgent Courses	48	2,014	2.4%	10.1%	9.0%	9.0%
% of FP17s Relating to Free Repair or Replacements	4	2,014	0.2%	0.8%	1.0%	0.8%
% of FP17s Relating to Continuations	9	2,014	0.4%	0.9%	1.0%	0.9%
% of Patients satisfied with the dentistry they have received	1	1	N/A	95.3%	93.8%	93.2%
% of Patients satisfied with the time they had to wait for an appointment	1	1	N/A	89.3%	89.4%	88.3%

* This is based on patients treated on this contract for their most recent course of treatment. Figures in italics indicate the base number of FP17s or Patient Questionnaire responses are less than 100. N/A is shown where the base number of responses is less than 10 during the period. % is calculated as Quantity/Base number*100

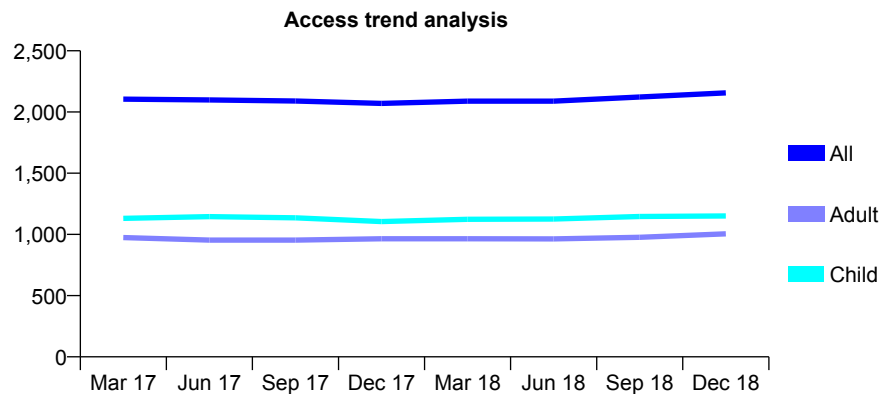
Q46 - Vital Signs At a Glance Contract Report for 128236/0001 - December 2018

Name or company name	Maple Road Dental Practice
Contract type name	GDS Contract
Purpose of contract	General
Contract start date	01/07/2009
Contract end date	

18/19 Contracted general activity (UDA)	4,704
Carry forward general activity (UDA)	522
18/19 Contracted orthodontic activity (UOA)	0
Carry forward orthodontic activity (UOA)	0
Baseline contract value	£128,413.95

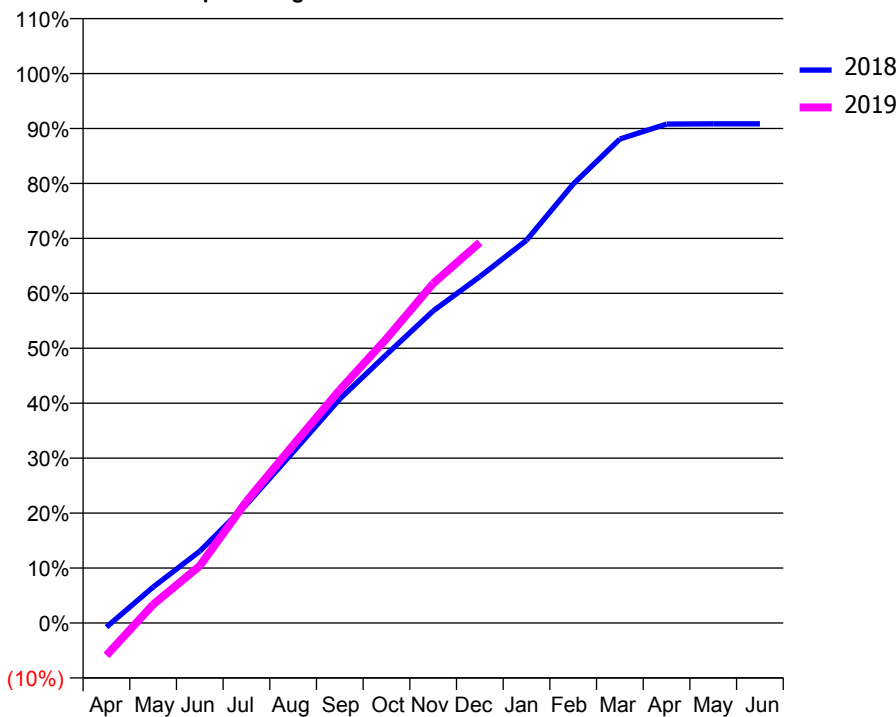
ACCESS*

Patients seen in 24 months	Total	Change since previous quarter
Quarter ending December 2017	2,070	
Quarter ending March 2018	2,089	→
Quarter ending June 2018	2,089	→
Quarter ending September 2018	2,123	→
Quarter ending December 2018	2,156	→
Variance since December 2017	4.2%	↑



ACTIVITY

Cumulative percentage of contracted UDA delivered 2018 & 2019



Month	Adjusted Scheduled Activity (UDA)	
	2018	2019
April	-44	-277
May	373	159
June	745	489
July	1,229	1,042
August	1,775	1,524
September	2,326	1,996
October	2,787	2,434
November	3,240	2,907
December	3,596	3,257
January	3,974	
February	4,556	
March	5,024	
April	5,180	
May	5,182	
June	5,182	

QUALITY

	Quantity	Base Number	Contract	AT	Region	England
% of FP17s for the same patient ID Re-attending within 3 months - Children	151	1,569	9.6%	12.2%	12.3%	11.8%
% of FP17s for the same patient ID Re-attending within 3 months - Adults	161	958	16.8%	16.0%	15.8%	15.6%
% of FP17s for the same patient ID Re-attending between 3 & 9 months - Children	1,113	1,569	70.9%	58.0%	60.1%	58.8%
% of FP17s for the same patient ID Re-attending between 3 & 9 months - Adults	484	958	50.5%	51.3%	53.3%	51.0%
% of FP17s for Band 1 Urgent Courses	247	2,416	10.2%	10.1%	9.0%	9.0%
% of FP17s Relating to Free Repair or Replacements	7	2,416	0.3%	0.8%	1.0%	0.8%
% of FP17s Relating to Continuations	2	2,416	0.1%	0.9%	1.0%	0.9%
% of Patients satisfied with the dentistry they have received	0	1	N/A	95.3%	93.8%	93.2%
% of Patients satisfied with the time they had to wait for an appointment	1	1	N/A	89.3%	89.4%	88.3%

* This is based on patients treated on this contract for their most recent course of treatment. Figures in italics indicate the base number of FP17s or Patient Questionnaire responses are less than 100. N/A is shown where the base number of responses is less than 10 during the period. % is calculated as Quantity/Base number*100

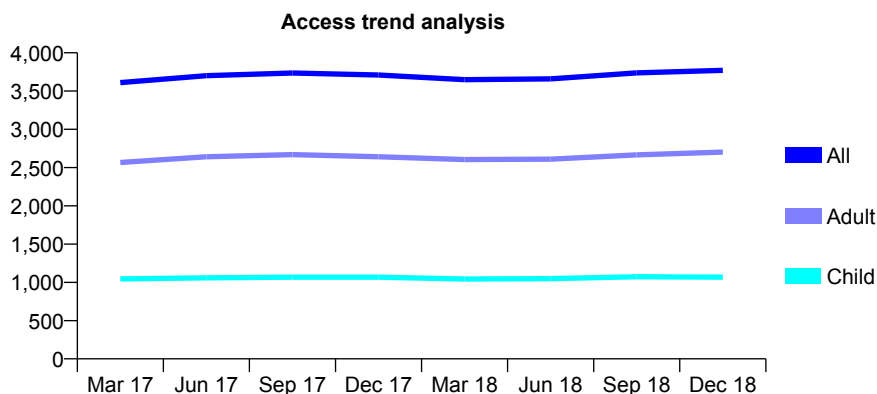
Q46 - Vital Signs At a Glance Contract Report for 129364/0001 - December 2018

Name or company name	DHS Dental Practices Ltd
Contract type name	GDS Contract
Purpose of contract	General
Contract start date	25/01/2010
Contract end date	

18/19 Contracted general activity (UDA)	13,044
Carry forward general activity (UDA)	0
18/19 Contracted orthodontic activity (UOA)	0
Carry forward orthodontic activity (UOA)	0
Baseline contract value	£331,576.86

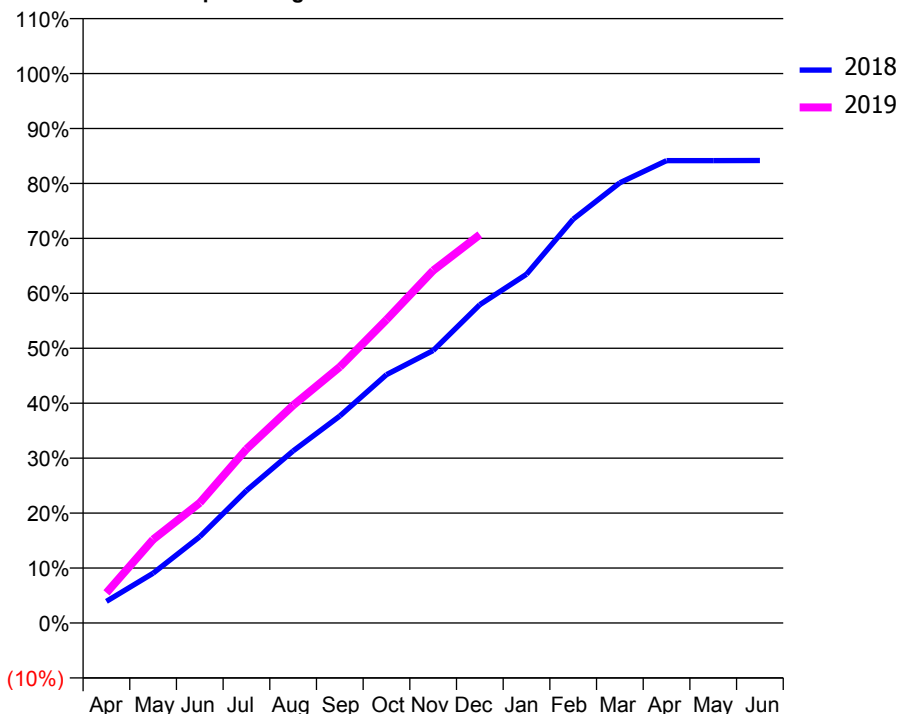
ACCESS*

Patients seen in 24 months	Total	Change since previous quarter
Quarter ending December 2017	3,709	
Quarter ending March 2018	3,648	↓
Quarter ending June 2018	3,659	→
Quarter ending September 2018	3,737	↑
Quarter ending December 2018	3,771	→
Variance since December 2017	1.7%	→



ACTIVITY

Cumulative percentage of contracted UDA delivered 2018 & 2019



Month	Adjusted Scheduled Activity (UDA)	
	2018	2019
April	513	718
May	1,181	1,982
June	2,050	2,853
July	3,144	4,130
August	4,085	5,167
September	4,916	6,080
October	5,894	7,199
November	6,468	8,368
December	7,559	9,218
January	8,280	
February	9,586	
March	10,452	
April	10,977	
May	10,977	
June	10,979	

QUALITY

	Quantity	Base Number	Contract	AT	Region	England
% of FP17s for the same patient ID Re-attending within 3 months - Children	55	1,205	4.6%	12.2%	12.3%	11.8%
% of FP17s for the same patient ID Re-attending within 3 months - Adults	250	2,779	9.0%	16.0%	15.8%	15.6%
% of FP17s for the same patient ID Re-attending between 3 & 9 months - Children	726	1,205	60.2%	58.0%	60.1%	58.8%
% of FP17s for the same patient ID Re-attending between 3 & 9 months - Adults	1,615	2,779	58.1%	51.3%	53.3%	51.0%
% of FP17s for Band 1 Urgent Courses	222	3,763	5.9%	10.1%	9.0%	9.0%
% of FP17s Relating to Free Repair or Replacements	37	3,763	1.0%	0.8%	1.0%	0.8%
% of FP17s Relating to Continuations	17	3,763	0.5%	0.9%	1.0%	0.9%
% of Patients satisfied with the dentistry they have received	1	1	N/A	95.3%	93.8%	93.2%
% of Patients satisfied with the time they had to wait for an appointment	1	1	N/A	89.3%	89.4%	88.3%

* This is based on patients treated on this contract for their most recent course of treatment. Figures in italics indicate the base number of FP17s or Patient Questionnaire responses are less than 100. N/A is shown where the base number of responses is less than 10 during the period. % is calculated as Quantity/Base number*100

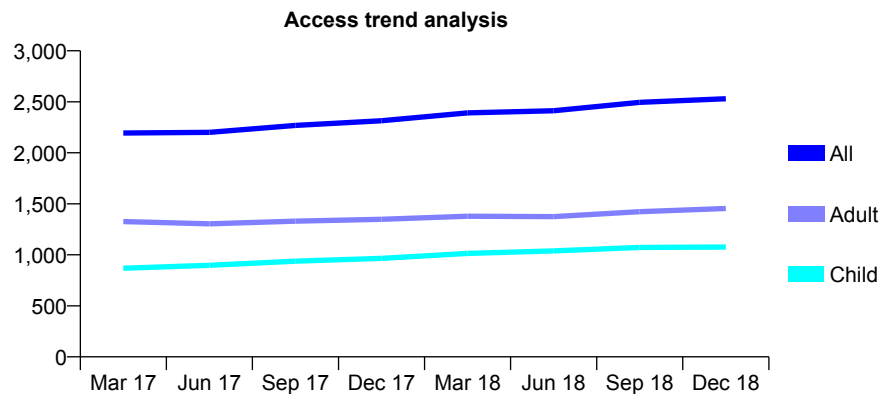
Q46 - Vital Signs At a Glance Contract Report for 129364/0002 - December 2018

Name or company name	DHS Dental Practices Ltd
Contract type name	GDS Contract
Purpose of contract	General
Contract start date	16/08/2010
Contract end date	

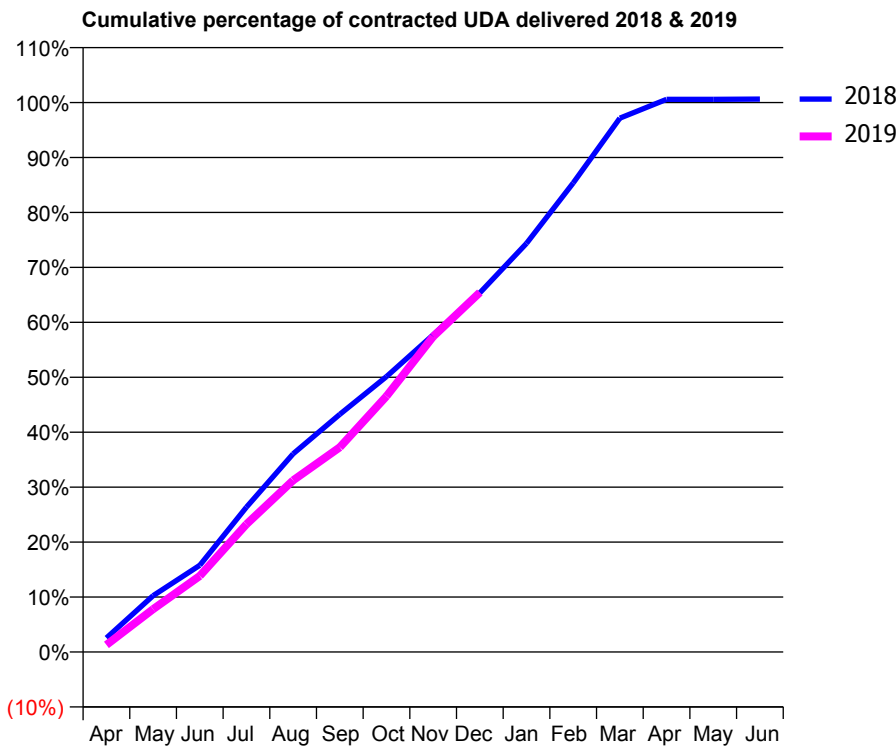
18/19 Contracted general activity (UDA)	6,957
Carry forward general activity (UDA)	-43
18/19 Contracted orthodontic activity (UOA)	0
Carry forward orthodontic activity (UOA)	0
Baseline contract value	£176,470.41

ACCESS*

Patients seen in 24 months	Total	Change since previous quarter
Quarter ending December 2017	2,314	
Quarter ending March 2018	2,392	↑
Quarter ending June 2018	2,413	→
Quarter ending September 2018	2,495	↑
Quarter ending December 2018	2,530	→
Variance since December 2017	9.3%	↑



ACTIVITY



Adjusted Scheduled Activity (UDA)		
Month	2018	2019
April	178	91
May	713	543
June	1,099	963
July	1,834	1,618
August	2,510	2,173
September	3,010	2,592
October	3,487	3,239
November	4,015	3,994
December	4,548	4,553
January	5,174	
February	5,938	
March	6,759	
April	6,997	
May	6,998	
June	7,000	

QUALITY

	Quantity	Base Number	Contract	AT	Region	England
% of FP17s for the same patient ID Re-attending within 3 months - Children	59	1,098	5.4%	12.2%	12.3%	11.8%
% of FP17s for the same patient ID Re-attending within 3 months - Adults	121	1,335	9.1%	16.0%	15.8%	15.6%
% of FP17s for the same patient ID Re-attending between 3 & 9 months - Children	655	1,098	59.7%	58.0%	60.1%	58.8%
% of FP17s for the same patient ID Re-attending between 3 & 9 months - Adults	757	1,335	56.7%	51.3%	53.3%	51.0%
% of FP17s for Band 1 Urgent Courses	174	2,335	7.5%	10.1%	9.0%	9.0%
% of FP17s Relating to Free Repair or Replacements	6	2,335	0.3%	0.8%	1.0%	0.8%
% of FP17s Relating to Continuations	0	2,335	0.0%	0.9%	1.0%	0.9%
% of Patients satisfied with the dentistry they have received	0	0	N/A	95.3%	93.8%	93.2%
% of Patients satisfied with the time they had to wait for an appointment	0	0	N/A	89.3%	89.4%	88.3%

* This is based on patients treated on this contract for their most recent course of treatment. Figures in italics indicate the base number of FP17s or Patient Questionnaire responses are less than 100. N/A is shown where the base number of responses is less than 10 during the period. % is calculated as Quantity/Base number*100

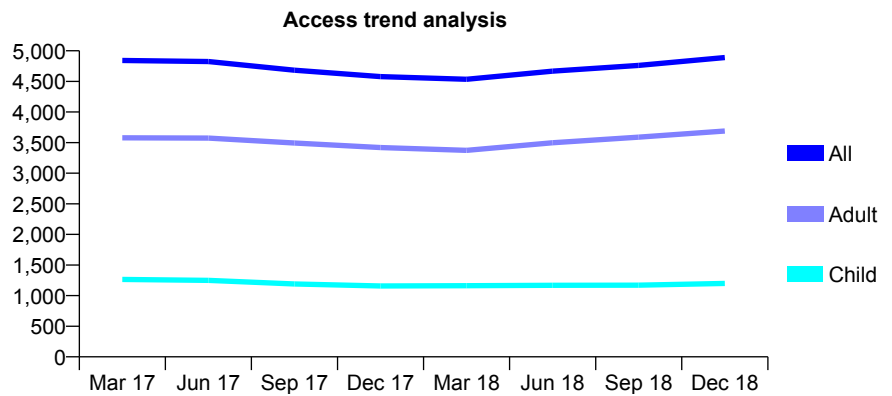
Q46 - Vital Signs At a Glance Contract Report for 129739/0001 - December 2018

Name or company name	Offerton Fold Dental Practice Ltd
Contract type name	GDS Contract
Purpose of contract	General
Contract start date	01/04/2008
Contract end date	

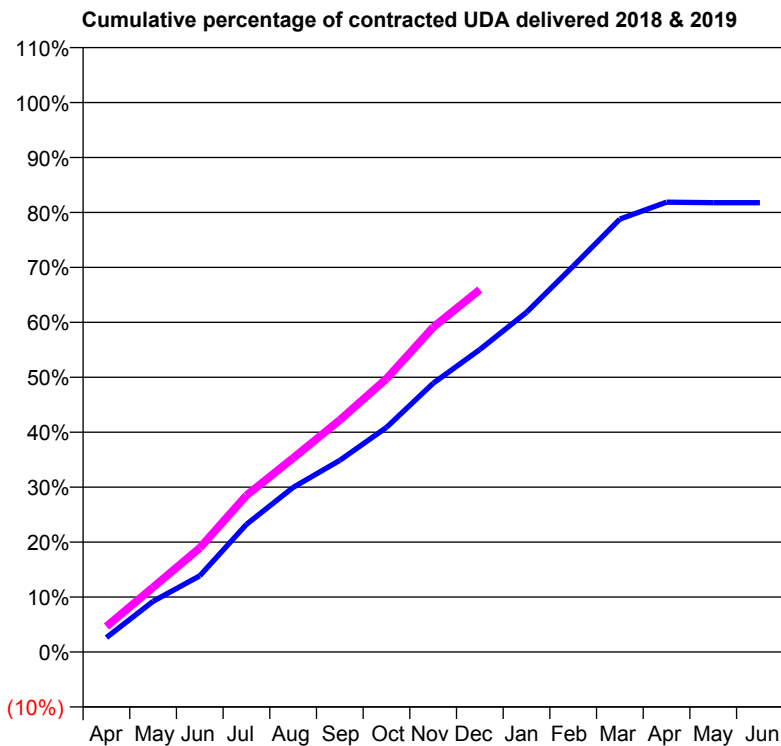
18/19 Contracted general activity (UDA)	14,812
Carry forward general activity (UDA)	0
18/19 Contracted orthodontic activity (UOA)	0
Carry forward orthodontic activity (UOA)	0
Baseline contract value	£517,357.55

ACCESS*

Patients seen in 24 months	Total	Change since previous quarter
Quarter ending December 2017	4,578	
Quarter ending March 2018	4,535	→
Quarter ending June 2018	4,667	↑
Quarter ending September 2018	4,761	↑
Quarter ending December 2018	4,889	↑
Variance since December 2017	6.8%	↑



ACTIVITY



Month	Adjusted Scheduled Activity (UDA)	
	2018	2019
April	389	688
May	1,366	1,743
June	2,053	2,807
July	3,441	4,222
August	4,436	5,229
September	5,169	6,251
October	6,056	7,368
November	7,244	8,755
December	8,153	9,767
January	9,156	
February	10,401	
March	11,671	
April	12,124	
May	12,111	
June	12,110	

QUALITY

	Quantity	Base Number	Contract	AT	Region	England
% of FP17s for the same patient ID Re-attending within 3 months - Children	85	1,405	6.0%	12.2%	12.3%	11.8%
% of FP17s for the same patient ID Re-attending within 3 months - Adults	358	3,915	9.1%	16.0%	15.8%	15.6%
% of FP17s for the same patient ID Re-attending between 3 & 9 months - Children	887	1,405	63.1%	58.0%	60.1%	58.8%
% of FP17s for the same patient ID Re-attending between 3 & 9 months - Adults	2,036	3,915	52.0%	51.3%	53.3%	51.0%
% of FP17s for Band 1 Urgent Courses	332	5,078	6.5%	10.1%	9.0%	9.0%
% of FP17s Relating to Free Repair or Replacements	47	5,078	0.9%	0.8%	1.0%	0.8%
% of FP17s Relating to Continuations	21	5,078	0.4%	0.9%	1.0%	0.9%
% of Patients satisfied with the dentistry they have received	1	1	N/A	95.3%	93.8%	93.2%
% of Patients satisfied with the time they had to wait for an appointment	1	1	N/A	89.3%	89.4%	88.3%

* This is based on patients treated on this contract for their most recent course of treatment. Figures in italics indicate the base number of FP17s or Patient Questionnaire responses are less than 100. N/A is shown where the base number of responses is less than 10 during the period. % is calculated as Quantity/Base number*100

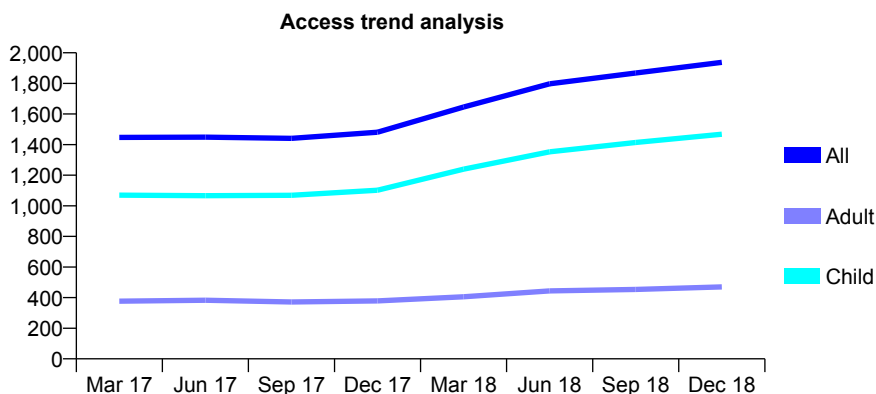
Q46 - Vital Signs At a Glance Contract Report for 130001/0001 - December 2018

Name or company name	530 Dental Care
Contract type name	GDS Contract
Purpose of contract	General
Contract start date	01/06/2010
Contract end date	

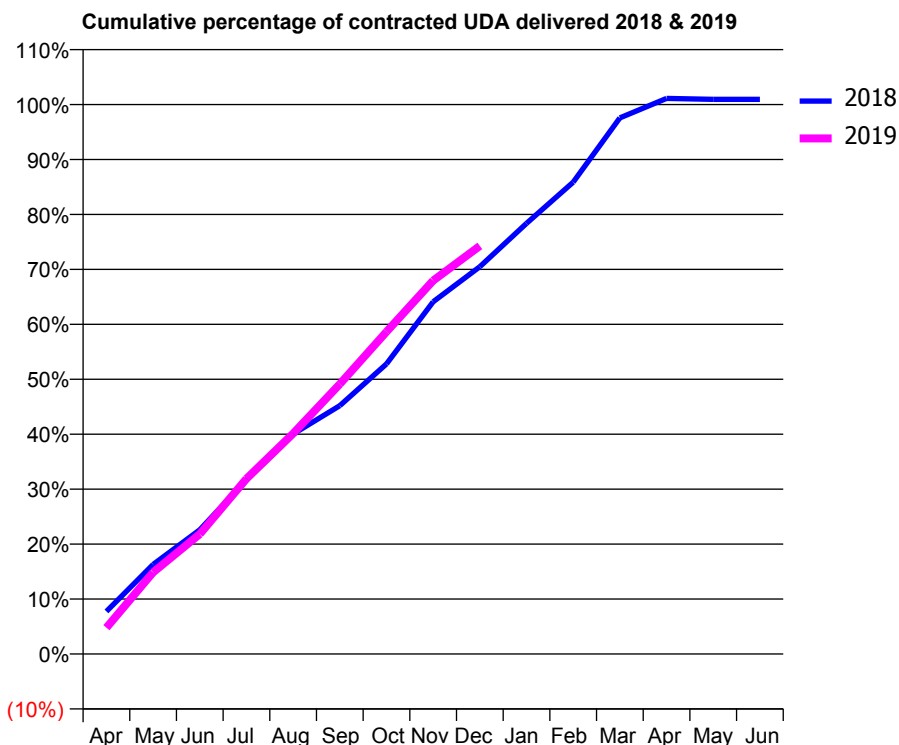
18/19 Contracted general activity (UDA)	4,012
Carry forward general activity (UDA)	-37
18/19 Contracted orthodontic activity (UOA)	0
Carry forward orthodontic activity (UOA)	0
Baseline contract value	£93,214.32

ACCESS*

Patients seen in 24 months	Total	Change since previous quarter
Quarter ending December 2017	1,481	
Quarter ending March 2018	1,646	↑
Quarter ending June 2018	1,797	↑
Quarter ending September 2018	1,868	↑
Quarter ending December 2018	1,938	↑
Variance since December 2017	30.9%	↑



ACTIVITY



Month	Adjusted Scheduled Activity (UDA)	
	2018	2019
April	311	192
May	653	597
June	907	876
July	1,272	1,280
August	1,606	1,610
September	1,813	1,971
October	2,118	2,353
November	2,572	2,726
December	2,828	2,979
January	3,144	
February	3,445	
March	3,915	
April	4,056	
May	4,049	
June	4,049	

QUALITY

	Quantity	Base Number	Contract	AT	Region	England
% of FP17s for the same patient ID Re-attending within 3 months - Children	159	1,525	10.4%	12.2%	12.3%	11.8%
% of FP17s for the same patient ID Re-attending within 3 months - Adults	42	339	12.4%	16.0%	15.8%	15.6%
% of FP17s for the same patient ID Re-attending between 3 & 9 months - Children	750	1,525	49.2%	58.0%	60.1%	58.8%
% of FP17s for the same patient ID Re-attending between 3 & 9 months - Adults	153	339	45.1%	51.3%	53.3%	51.0%
% of FP17s for Band 1 Urgent Courses	21	1,775	1.2%	10.1%	9.0%	9.0%
% of FP17s Relating to Free Repair or Replacements	1	1,775	0.1%	0.8%	1.0%	0.8%
% of FP17s Relating to Continuations	36	1,775	2.0%	0.9%	1.0%	0.9%
% of Patients satisfied with the dentistry they have received	0	0	N/A	95.3%	93.8%	93.2%
% of Patients satisfied with the time they had to wait for an appointment	0	0	N/A	89.3%	89.4%	88.3%

* This is based on patients treated on this contract for their most recent course of treatment. Figures in italics indicate the base number of FP17s or Patient Questionnaire responses are less than 100. N/A is shown where the base number of responses is less than 10 during the period. % is calculated as Quantity/Base number*100

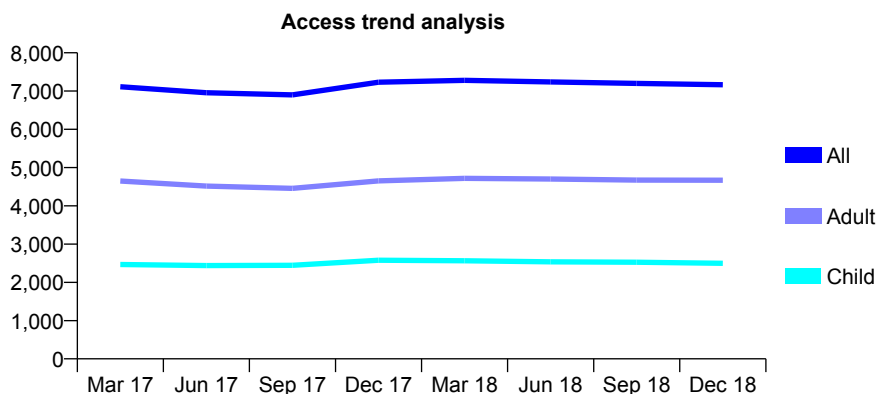
Q46 - Vital Signs At a Glance Contract Report for 130761/0001 - December 2018

Name or company name	Ravat & Ray Dental Care (Deane) Ltd
Contract type name	GDS Contract
Purpose of contract	General
Contract start date	01/04/2011
Contract end date	

18/19 Contracted general activity (UDA)	18,900
Carry forward general activity (UDA)	-273
18/19 Contracted orthodontic activity (UOA)	0
Carry forward orthodontic activity (UOA)	0
Baseline contract value	£529,048.94

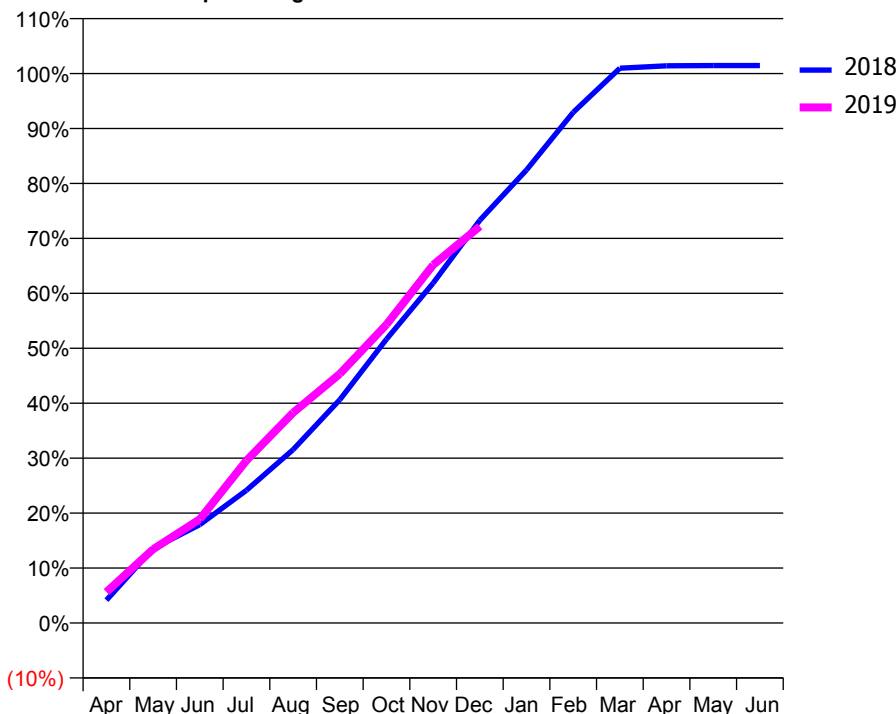
ACCESS*

Patients seen in 24 months	Total	Change since previous quarter
Quarter ending December 2017	7,230	
Quarter ending March 2018	7,281	→
Quarter ending June 2018	7,239	→
Quarter ending September 2018	7,199	→
Quarter ending December 2018	7,165	→
Variance since December 2017	(0.9%)	→



ACTIVITY

Cumulative percentage of contracted UDA delivered 2018 & 2019



Month	Adjusted Scheduled Activity (UDA)	
	2018	2019
April	788	1,067
May	2,563	2,540
June	3,381	3,572
July	4,566	5,589
August	5,965	7,235
September	7,682	8,569
October	9,763	10,266
November	11,692	12,319
December	13,853	13,643
January	15,583	
February	17,565	
March	19,083	
April	19,164	
May	19,173	
June	19,173	

QUALITY

	Quantity	Base Number	Contract	AT	Region	England
% of FP17s for the same patient ID Re-attending within 3 months - Children	359	3,159	11.4%	12.2%	12.3%	11.8%
% of FP17s for the same patient ID Re-attending within 3 months - Adults	572	4,676	12.2%	16.0%	15.8%	15.6%
% of FP17s for the same patient ID Re-attending between 3 & 9 months - Children	2,019	3,159	63.9%	58.0%	60.1%	58.8%
% of FP17s for the same patient ID Re-attending between 3 & 9 months - Adults	2,578	4,676	55.1%	51.3%	53.3%	51.0%
% of FP17s for Band 1 Urgent Courses	1,065	7,770	13.7%	10.1%	9.0%	9.0%
% of FP17s Relating to Free Repair or Replacements	42	7,770	0.5%	0.8%	1.0%	0.8%
% of FP17s Relating to Continuations	1	7,770	0.0%	0.9%	1.0%	0.9%
% of Patients satisfied with the dentistry they have received	1	1	N/A	95.3%	93.8%	93.2%
% of Patients satisfied with the time they had to wait for an appointment	1	1	N/A	89.3%	89.4%	88.3%

* This is based on patients treated on this contract for their most recent course of treatment. Figures in italics indicate the base number of FP17s or Patient Questionnaire responses are less than 100. N/A is shown where the base number of responses is less than 10 during the period. % is calculated as Quantity/Base number*100

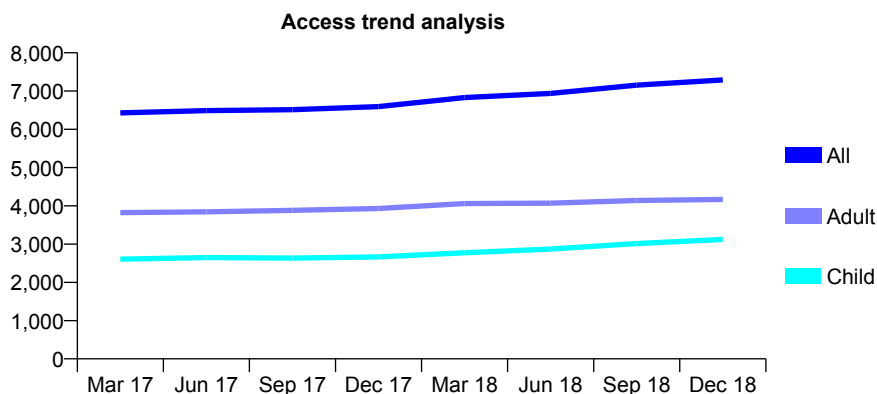
Q46 - Vital Signs At a Glance Contract Report for 131318/0001 - December 2018

Name or company name	Bennison Dental Practice
Contract type name	GDS Contract
Purpose of contract	General
Contract start date	01/10/2014
Contract end date	

18/19 Contracted general activity (UDA)	21,338
Carry forward general activity (UDA)	-21
18/19 Contracted orthodontic activity (UOA)	0
Carry forward orthodontic activity (UOA)	0
Baseline contract value	£696,706.10

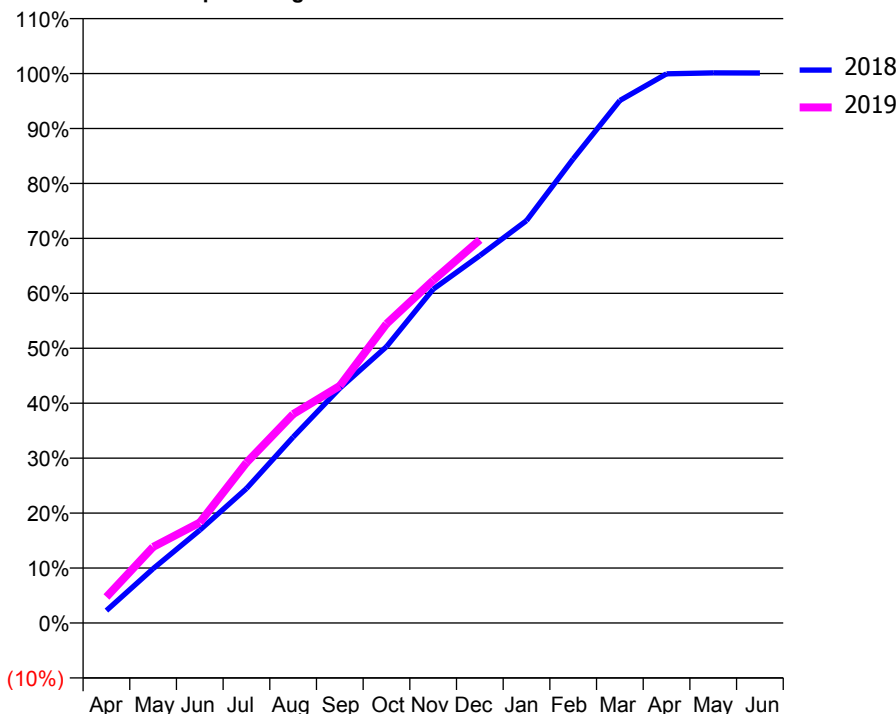
ACCESS*

Patients seen in 24 months	Total	Change since previous quarter
Quarter ending December 2017	6,595	
Quarter ending March 2018	6,832	↑
Quarter ending June 2018	6,940	→
Quarter ending September 2018	7,153	↑
Quarter ending December 2018	7,290	→
Variance since December 2017	10.5%	↑



ACTIVITY

Cumulative percentage of contracted UDA delivered 2018 & 2019



Month	Adjusted Scheduled Activity (UDA)	
	2018	2019
April	484	1,012
May	2,108	2,954
June	3,609	3,902
July	5,224	6,225
August	7,221	8,111
September	9,117	9,208
October	10,729	11,619
November	12,961	13,303
December	14,268	14,879
January	15,624	
February	18,024	
March	20,292	
April	21,323	
May	21,361	
June	21,359	

QUALITY

	Quantity	Base Number	Contract	AT	Region	England
% of FP17s for the same patient ID Re-attending within 3 months - Children	425	4,096	10.4%	12.2%	12.3%	11.8%
% of FP17s for the same patient ID Re-attending within 3 months - Adults	610	4,502	13.5%	16.0%	15.8%	15.6%
% of FP17s for the same patient ID Re-attending between 3 & 9 months - Children	2,535	4,096	61.9%	58.0%	60.1%	58.8%
% of FP17s for the same patient ID Re-attending between 3 & 9 months - Adults	2,742	4,502	60.9%	51.3%	53.3%	51.0%
% of FP17s for Band 1 Urgent Courses	321	7,404	4.3%	10.1%	9.0%	9.0%
% of FP17s Relating to Free Repair or Replacements	9	7,404	0.1%	0.8%	1.0%	0.8%
% of FP17s Relating to Continuations	1	7,404	0.0%	0.9%	1.0%	0.9%
% of Patients satisfied with the dentistry they have received	1	1	N/A	95.3%	93.8%	93.2%
% of Patients satisfied with the time they had to wait for an appointment	1	1	N/A	89.3%	89.4%	88.3%

* This is based on patients treated on this contract for their most recent course of treatment. Figures in italics indicate the base number of FP17s or Patient Questionnaire responses are less than 100. N/A is shown where the base number of responses is less than 10 during the period. % is calculated as Quantity/Base number*100

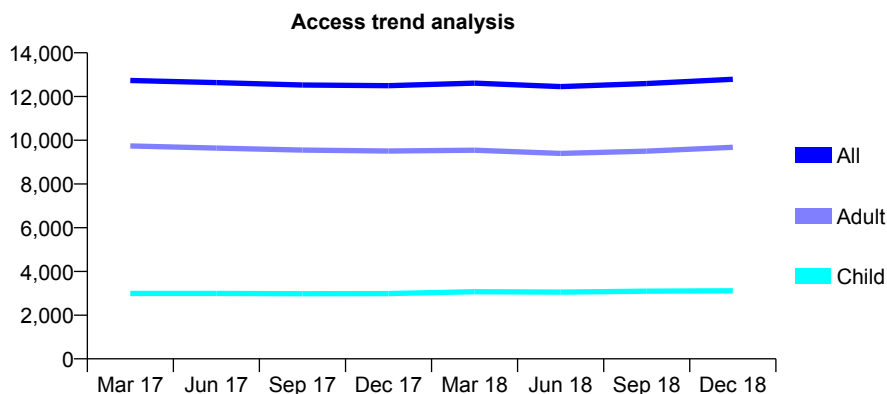
Q46 - Vital Signs At a Glance Contract Report for 131415/0001 - December 2018

Name or company name	Kinshuck Family Dentistry Ltd
Contract type name	GDS Contract
Purpose of contract	General
Contract start date	01/10/2008
Contract end date	

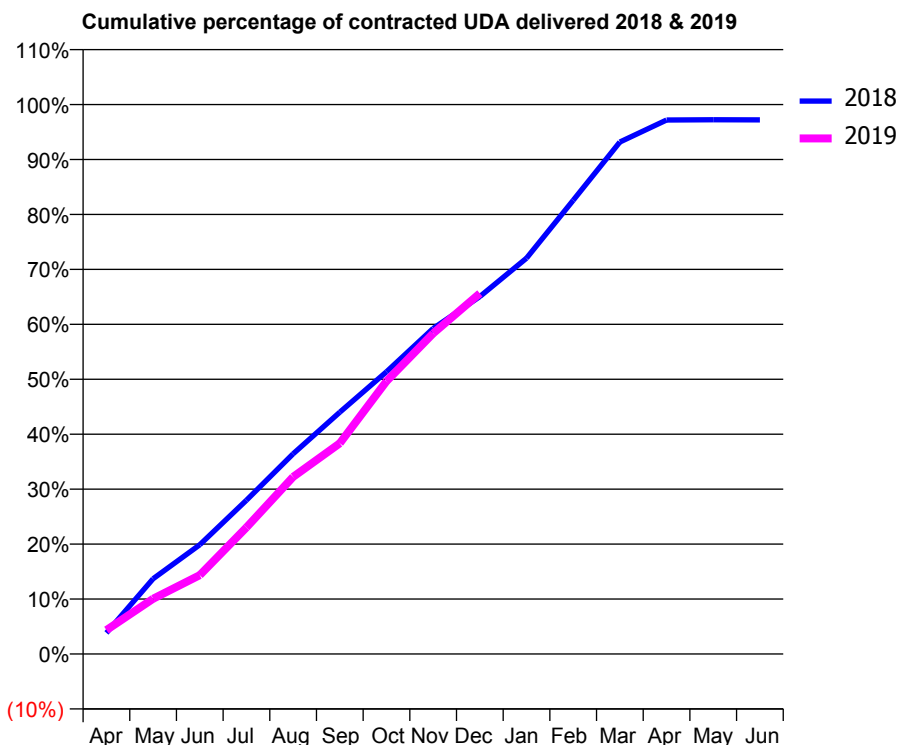
18/19 Contracted general activity (UDA)	37,000
Carry forward general activity (UDA)	0
18/19 Contracted orthodontic activity (UOA)	0
Carry forward orthodontic activity (UOA)	0
Baseline contract value	£1,110,949.04

ACCESS*

Patients seen in 24 months	Total	Change since previous quarter
Quarter ending December 2017	12,497	
Quarter ending March 2018	12,615	→
Quarter ending June 2018	12,456	↓
Quarter ending September 2018	12,594	→
Quarter ending December 2018	12,792	→
Variance since December 2017	2.4%	↑



ACTIVITY



Month	Adjusted Scheduled Activity (UDA)	
	2018	2019
April	1,422	1,614
May	5,068	3,721
June	7,360	5,307
July	10,358	8,528
August	13,482	11,926
September	16,283	14,189
October	19,003	18,366
November	21,918	21,585
December	24,068	24,284
January	26,653	
February	30,547	
March	34,473	
April	35,952	
May	35,971	
June	35,966	

QUALITY

	Quantity	Base Number	Contract	AT	Region	England
% of FP17s for the same patient ID Re-attending within 3 months - Children	440	3,696	11.9%	12.2%	12.3%	11.8%
% of FP17s for the same patient ID Re-attending within 3 months - Adults	1,339	10,121	13.2%	16.0%	15.8%	15.6%
% of FP17s for the same patient ID Re-attending between 3 & 9 months - Children	2,315	3,696	62.6%	58.0%	60.1%	58.8%
% of FP17s for the same patient ID Re-attending between 3 & 9 months - Adults	6,163	10,121	60.9%	51.3%	53.3%	51.0%
% of FP17s for Band 1 Urgent Courses	1,061	12,672	8.4%	10.1%	9.0%	9.0%
% of FP17s Relating to Free Repair or Replacements	106	12,672	0.8%	0.8%	1.0%	0.8%
% of FP17s Relating to Continuations	162	12,672	1.3%	0.9%	1.0%	0.9%
% of Patients satisfied with the dentistry they have received	3	4	N/A	95.3%	93.8%	93.2%
% of Patients satisfied with the time they had to wait for an appointment	3	4	N/A	89.3%	89.4%	88.3%

* This is based on patients treated on this contract for their most recent course of treatment. Figures in italics indicate the base number of FP17s or Patient Questionnaire responses are less than 100. N/A is shown where the base number of responses is less than 10 during the period. % is calculated as Quantity/Base number*100

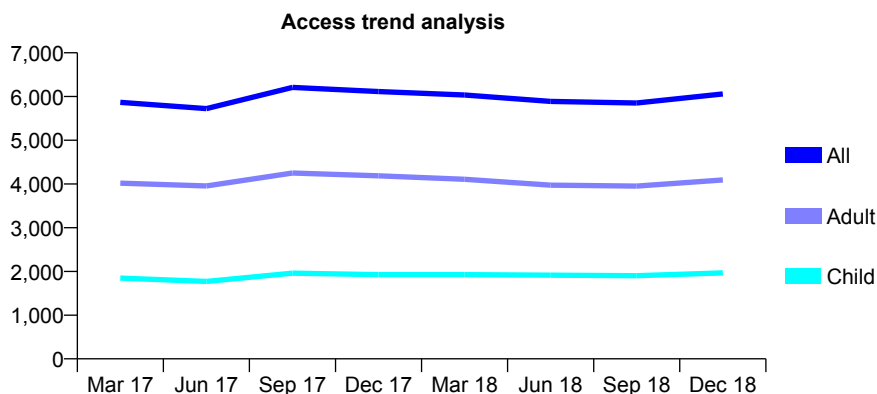
Q46 - Vital Signs At a Glance Contract Report for 132284/0001 - December 2018

Name or company name	Smile Care (Dental) LTD
Contract type name	GDS Contract
Purpose of contract	General
Contract start date	01/04/2011
Contract end date	

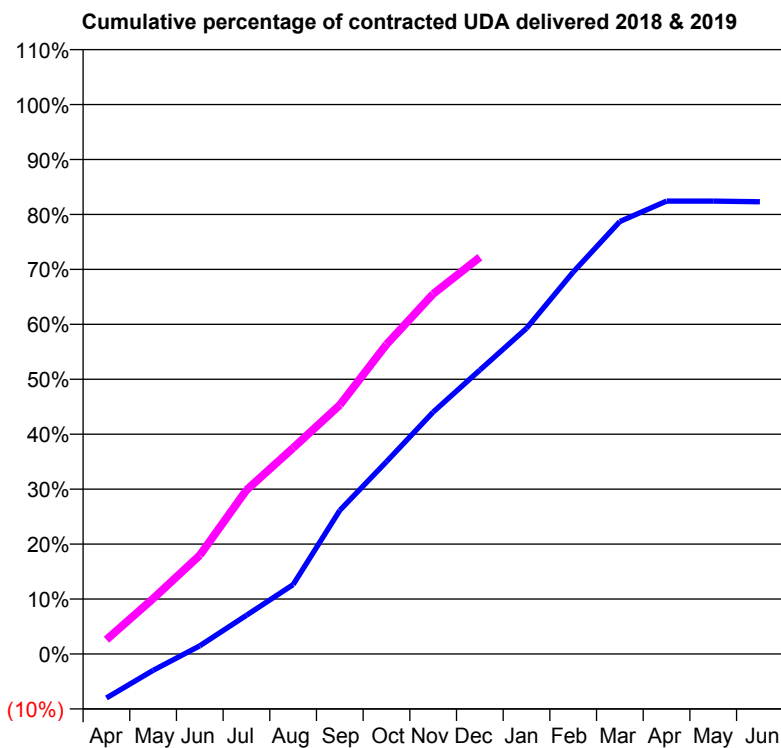
18/19 Contracted general activity (UDA)	20,234
Carry forward general activity (UDA)	0
18/19 Contracted orthodontic activity (UOA)	0
Carry forward orthodontic activity (UOA)	0
Baseline contract value	£539,375.17

ACCESS*

Patients seen in 24 months	Total	Change since previous quarter
Quarter ending December 2017	6,114	
Quarter ending March 2018	6,035	↓
Quarter ending June 2018	5,887	↓
Quarter ending September 2018	5,853	→
Quarter ending December 2018	6,058	↑
Variance since December 2017	(0.9%)	→



ACTIVITY



Month	Adjusted Scheduled Activity (UDA)	
	2018	2019
April	-1,625	526
May	-608	2,039
June	303	3,634
July	1,426	6,035
August	2,558	7,590
September	5,291	9,169
October	7,082	11,397
November	8,911	13,259
December	10,457	14,612
January	11,992	
February	14,068	
March	15,928	
April	16,677	
May	16,676	
June	16,650	

QUALITY

	Quantity	Base Number	Contract	AT	Region	England
% of FP17s for the same patient ID Re-attending within 3 months - Children	158	1,720	9.2%	12.2%	12.3%	11.8%
% of FP17s for the same patient ID Re-attending within 3 months - Adults	652	3,621	18.0%	16.0%	15.8%	15.6%
% of FP17s for the same patient ID Re-attending between 3 & 9 months - Children	727	1,720	42.3%	58.0%	60.1%	58.8%
% of FP17s for the same patient ID Re-attending between 3 & 9 months - Adults	1,463	3,621	40.4%	51.3%	53.3%	51.0%
% of FP17s for Band 1 Urgent Courses	823	5,068	16.2%	10.1%	9.0%	9.0%
% of FP17s Relating to Free Repair or Replacements	82	5,068	1.6%	0.8%	1.0%	0.8%
% of FP17s Relating to Continuations	9	5,068	0.2%	0.9%	1.0%	0.9%
% of Patients satisfied with the dentistry they have received	0	0	N/A	95.3%	93.8%	93.2%
% of Patients satisfied with the time they had to wait for an appointment	0	0	N/A	89.3%	89.4%	88.3%

* This is based on patients treated on this contract for their most recent course of treatment. Figures in italics indicate the base number of FP17s or Patient Questionnaire responses are less than 100. N/A is shown where the base number of responses is less than 10 during the period. % is calculated as Quantity/Base number*100

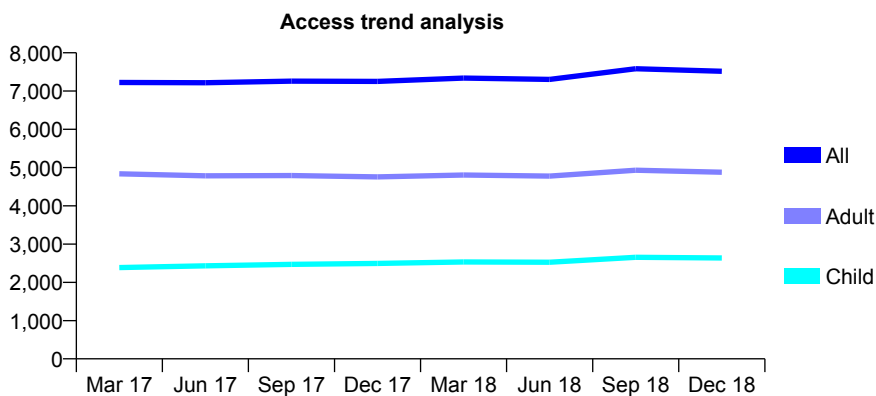
Q46 - Vital Signs At a Glance Contract Report for 133353/0001 - December 2018

Name or company name	Droylsden Road Dental Practice
Contract type name	GDS Contract
Purpose of contract	General
Contract start date	01/02/2012
Contract end date	

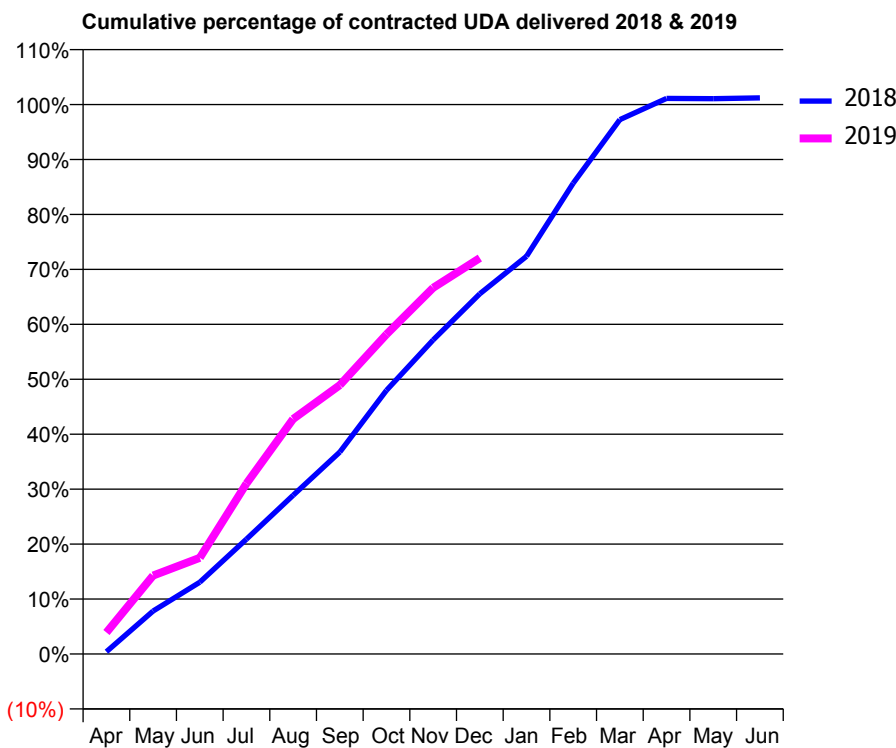
18/19 Contracted general activity (UDA)	21,267
Carry forward general activity (UDA)	-256
18/19 Contracted orthodontic activity (UOA)	0
Carry forward orthodontic activity (UOA)	0
Baseline contract value	£705,635.15

ACCESS*

Patients seen in 24 months	Total	Change since previous quarter
Quarter ending December 2017	7,252	
Quarter ending March 2018	7,338	→
Quarter ending June 2018	7,303	→
Quarter ending September 2018	7,582	↑
Quarter ending December 2018	7,516	→
Variance since December 2017	3.6%	↑



ACTIVITY



Month	Adjusted Scheduled Activity (UDA)	
	2018	2019
April	91	834
May	1,666	3,037
June	2,777	3,721
July	4,448	6,597
August	6,142	9,097
September	7,817	10,405
October	10,207	12,371
November	12,155	14,174
December	13,941	15,325
January	15,391	
February	18,218	
March	20,680	
April	21,502	
May	21,493	
June	21,523	

QUALITY

	Quantity	Base Number	Contract	AT	Region	England
% of FP17s for the same patient ID Re-attending within 3 months - Children	202	2,540	8.0%	12.2%	12.3%	11.8%
% of FP17s for the same patient ID Re-attending within 3 months - Adults	488	4,256	11.5%	16.0%	15.8%	15.6%
% of FP17s for the same patient ID Re-attending between 3 & 9 months - Children	1,391	2,540	54.8%	58.0%	60.1%	58.8%
% of FP17s for the same patient ID Re-attending between 3 & 9 months - Adults	2,211	4,256	52.0%	51.3%	53.3%	51.0%
% of FP17s for Band 1 Urgent Courses	332	6,152	5.4%	10.1%	9.0%	9.0%
% of FP17s Relating to Free Repair or Replacements	37	6,152	0.6%	0.8%	1.0%	0.8%
% of FP17s Relating to Continuations	17	6,152	0.3%	0.9%	1.0%	0.9%
% of Patients satisfied with the dentistry they have received	1	1	N/A	95.3%	93.8%	93.2%
% of Patients satisfied with the time they had to wait for an appointment	1	1	N/A	89.3%	89.4%	88.3%

* This is based on patients treated on this contract for their most recent course of treatment. Figures in italics indicate the base number of FP17s or Patient Questionnaire responses are less than 100. N/A is shown where the base number of responses is less than 10 during the period. % is calculated as Quantity/Base number*100

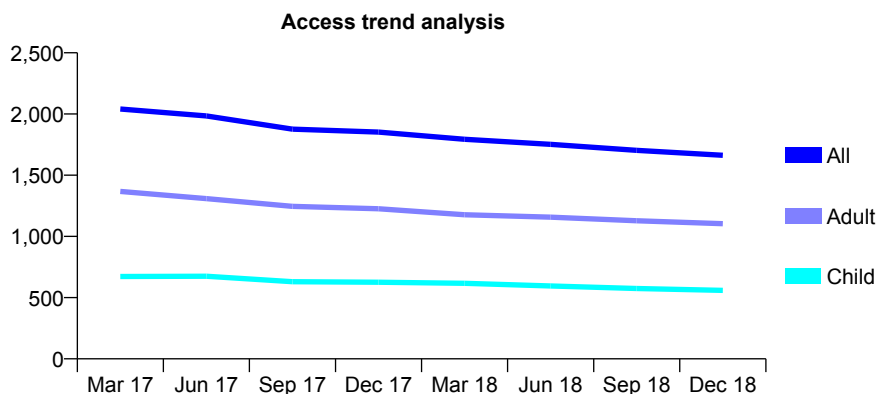
Q46 - Vital Signs At a Glance Contract Report for 133485/0001 - December 2018

Name or company name	Ethos Dental Care
Contract type name	GDS Contract
Purpose of contract	General
Contract start date	09/03/2015
Contract end date	

18/19 Contracted general activity (UDA)	5,553
Carry forward general activity (UDA)	0
18/19 Contracted orthodontic activity (UOA)	0
Carry forward orthodontic activity (UOA)	0
Baseline contract value	£121,212.21

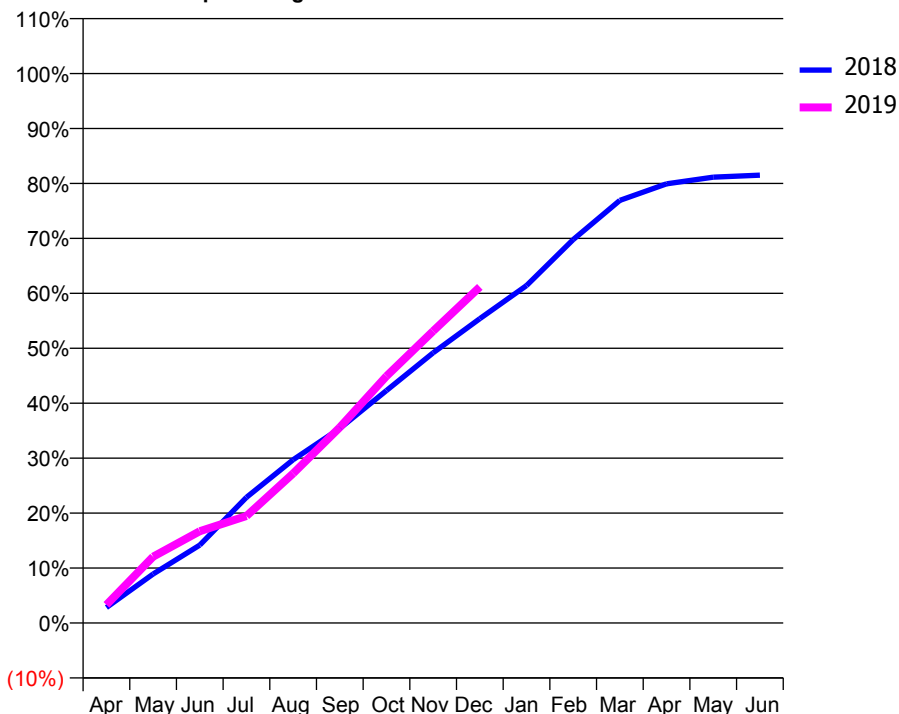
ACCESS*

Patients seen in 24 months	Total	Change since previous quarter
Quarter ending December 2017	1,852	
Quarter ending March 2018	1,794	↓
Quarter ending June 2018	1,752	↓
Quarter ending September 2018	1,703	↓
Quarter ending December 2018	1,663	↓
Variance since December 2017	(10.2%)	↓



ACTIVITY

Cumulative percentage of contracted UDA delivered 2018 & 2019



Month	Adjusted Scheduled Activity (UDA)	
	2018	2019
April	157	185
May	495	670
June	788	928
July	1,271	1,081
August	1,650	1,511
September	1,966	1,978
October	2,349	2,495
November	2,731	2,951
December	3,075	3,396
January	3,411	
February	3,875	
March	4,271	
April	4,439	
May	4,506	
June	4,526	

QUALITY

	Quantity	Base Number	Contract	AT	Region	England
% of FP17s for the same patient ID Re-attending within 3 months - Children	57	720	7.9%	12.2%	12.3%	11.8%
% of FP17s for the same patient ID Re-attending within 3 months - Adults	141	1,241	11.4%	16.0%	15.8%	15.6%
% of FP17s for the same patient ID Re-attending between 3 & 9 months - Children	424	720	58.9%	58.0%	60.1%	58.8%
% of FP17s for the same patient ID Re-attending between 3 & 9 months - Adults	636	1,241	51.2%	51.3%	53.3%	51.0%
% of FP17s for Band 1 Urgent Courses	135	1,825	7.4%	10.1%	9.0%	9.0%
% of FP17s Relating to Free Repair or Replacements	8	1,825	0.4%	0.8%	1.0%	0.8%
% of FP17s Relating to Continuations	4	1,825	0.2%	0.9%	1.0%	0.9%
% of Patients satisfied with the dentistry they have received	1	1	N/A	95.3%	93.8%	93.2%
% of Patients satisfied with the time they had to wait for an appointment	1	1	N/A	89.3%	89.4%	88.3%

* This is based on patients treated on this contract for their most recent course of treatment. Figures in italics indicate the base number of FP17s or Patient Questionnaire responses are less than 100. N/A is shown where the base number of responses is less than 10 during the period. % is calculated as Quantity/Base number*100

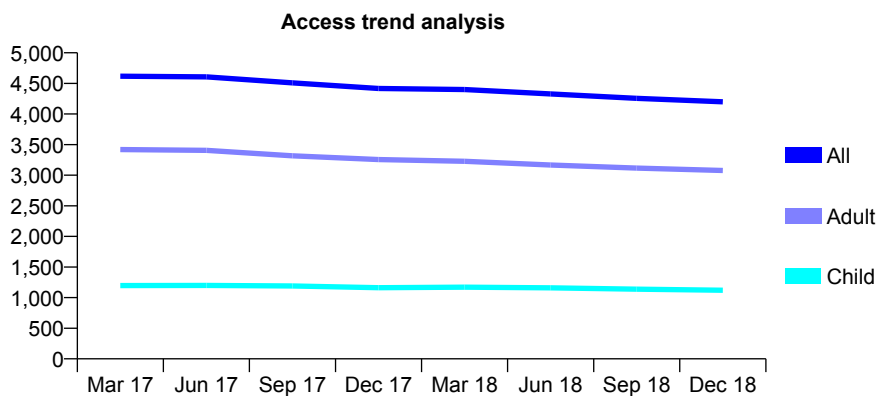
Q46 - Vital Signs At a Glance Contract Report for 134899/0001 - December 2018

Name or company name	High Lane Partnership
Contract type name	GDS Contract
Purpose of contract	General and Orthodontic
Contract start date	01/06/2015
Contract end date	

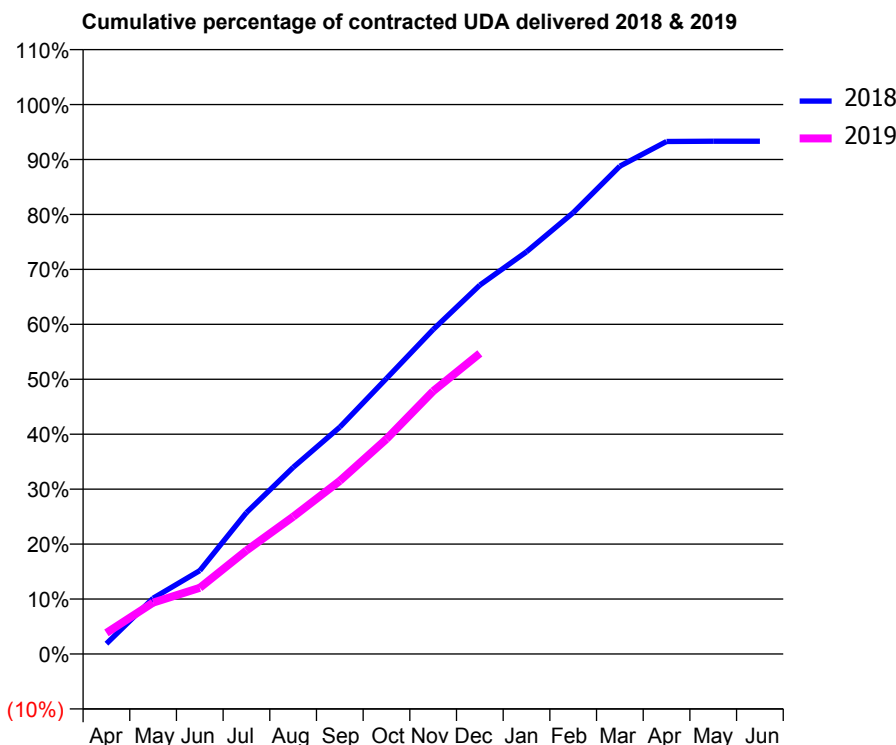
18/19 Contracted general activity (UDA)	14,969
Carry forward general activity (UDA)	0
18/19 Contracted orthodontic activity (UOA)	309
Carry forward orthodontic activity (UOA)	0
Baseline contract value	£445,276.17

ACCESS*

Patients seen in 24 months	Total	Change since previous quarter
Quarter ending December 2017	4,417	
Quarter ending March 2018	4,400	→
Quarter ending June 2018	4,328	↓
Quarter ending September 2018	4,256	↓
Quarter ending December 2018	4,200	↓
Variance since December 2017	(4.9%)	↓



ACTIVITY



Month	Adjusted Scheduled Activity (UDA)	
	2018	2019
April	281	575
May	1,521	1,399
June	2,271	1,803
July	3,854	2,822
August	5,083	3,740
September	6,182	4,716
October	7,506	5,859
November	8,839	7,161
December	10,048	8,190
January	10,958	
February	12,021	
March	13,289	
April	13,962	
May	13,967	
June	13,967	

QUALITY

	Quantity	Base Number	Contract	AT	Region	England
% of FP17s for the same patient ID Re-attending within 3 months - Children	205	1,371	15.0%	12.2%	12.3%	11.8%
% of FP17s for the same patient ID Re-attending within 3 months - Adults	656	3,634	18.1%	16.0%	15.8%	15.6%
% of FP17s for the same patient ID Re-attending between 3 & 9 months - Children	847	1,371	61.8%	58.0%	60.1%	58.8%
% of FP17s for the same patient ID Re-attending between 3 & 9 months - Adults	2,333	3,634	64.2%	51.3%	53.3%	51.0%
% of FP17s for Band 1 Urgent Courses	387	4,671	8.3%	10.1%	9.0%	9.0%
% of FP17s Relating to Free Repair or Replacements	120	4,671	2.6%	0.8%	1.0%	0.8%
% of FP17s Relating to Continuations	30	4,671	0.6%	0.9%	1.0%	0.9%
% of Patients satisfied with the dentistry they have received	1	1	N/A	95.3%	93.8%	93.2%
% of Patients satisfied with the time they had to wait for an appointment	1	1	N/A	89.3%	89.4%	88.3%

* This is based on patients treated on this contract for their most recent course of treatment. Figures in italics indicate the base number of FP17s or Patient Questionnaire responses are less than 100. N/A is shown where the base number of responses is less than 10 during the period. % is calculated as Quantity/Base number*100

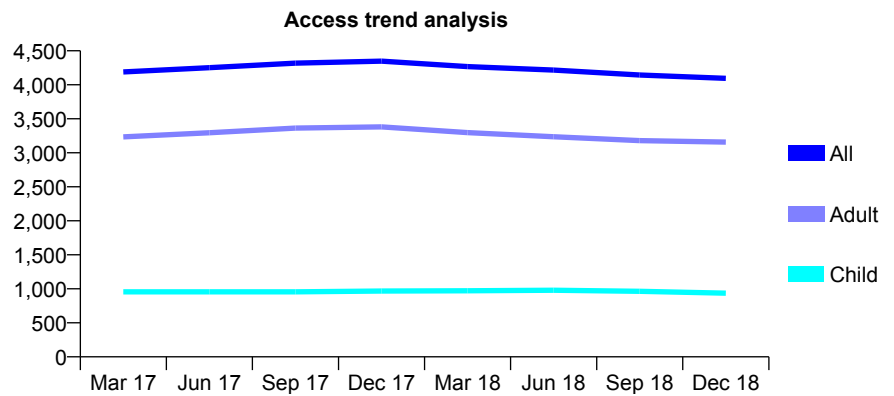
Q46 - Vital Signs At a Glance Contract Report for 136255/0001 - December 2018

Name or company name	Haughton Green Dental Practice
Contract type name	Pilot Contract
Purpose of contract	General
Contract start date	01/02/2013
Contract end date	

18/19 Contracted general activity (UDA)	13,158
Carry forward general activity (UDA)	0
18/19 Contracted orthodontic activity (UOA)	0
Carry forward orthodontic activity (UOA)	0
Baseline contract value	£376,476.44

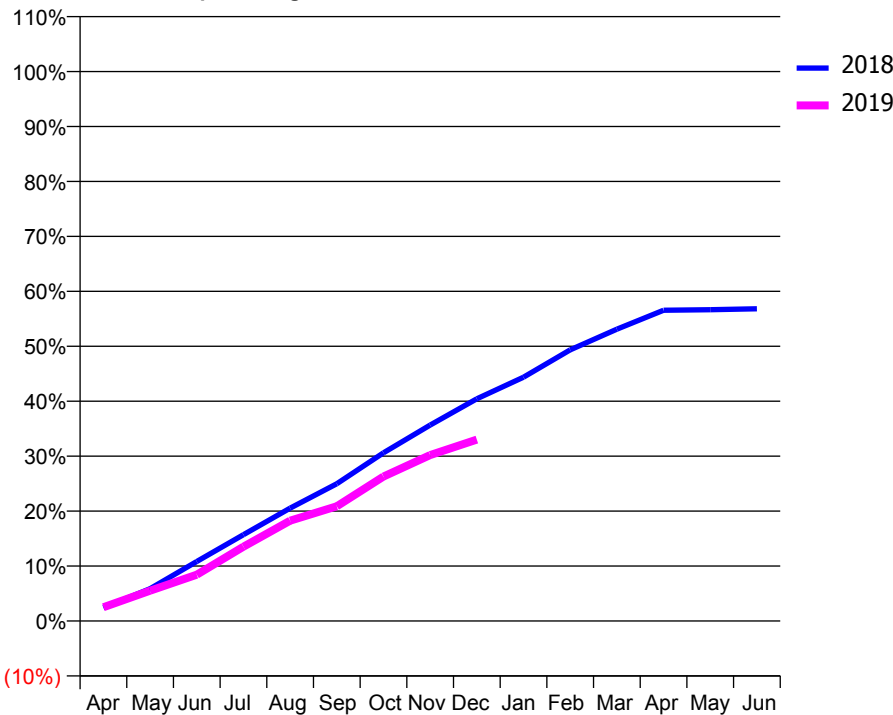
ACCESS*

Patients seen in 24 months	Total	Change since previous quarter
Quarter ending December 2017	4,349	
Quarter ending March 2018	4,268	↓
Quarter ending June 2018	4,216	↓
Quarter ending September 2018	4,144	↓
Quarter ending December 2018	4,095	↓
Variance since December 2017	(5.8%)	↓



ACTIVITY

Cumulative percentage of contracted UDA delivered 2018 & 2019



Month	Adjusted Scheduled Activity (UDA)	
	2018	2019
April	317	330
May	776	726
June	1,427	1,109
July	2,067	1,781
August	2,702	2,402
September	3,287	2,748
October	4,029	3,461
November	4,692	3,975
December	5,323	4,343
January	5,838	
February	6,492	
March	6,989	
April	7,442	
May	7,455	
June	7,477	

QUALITY

	Quantity	Base Number	Contract	AT	Region	England
% of FP17s for the same patient ID Re-attending within 3 months - Children	37	652	5.7%	12.2%	12.3%	11.8%
% of FP17s for the same patient ID Re-attending within 3 months - Adults	165	1,925	8.6%	16.0%	15.8%	15.6%
% of FP17s for the same patient ID Re-attending between 3 & 9 months - Children	198	652	30.4%	58.0%	60.1%	58.8%
% of FP17s for the same patient ID Re-attending between 3 & 9 months - Adults	325	1,925	16.9%	51.3%	53.3%	51.0%
% of FP17s for Band 1 Urgent Courses	338	2,327	14.5%	10.1%	9.0%	9.0%
% of FP17s Relating to Free Repair or Replacements	5	2,327	0.2%	0.8%	1.0%	0.8%
% of FP17s Relating to Continuations	8	2,327	0.3%	0.9%	1.0%	0.9%
% of Patients satisfied with the dentistry they have received	0	0	N/A	95.3%	93.8%	93.2%
% of Patients satisfied with the time they had to wait for an appointment	0	0	N/A	89.3%	89.4%	88.3%

* This is based on patients treated on this contract for their most recent course of treatment. Figures in italics indicate the base number of FP17s or Patient Questionnaire responses are less than 100. N/A is shown where the base number of responses is less than 10 during the period. % is calculated as Quantity/Base number*100

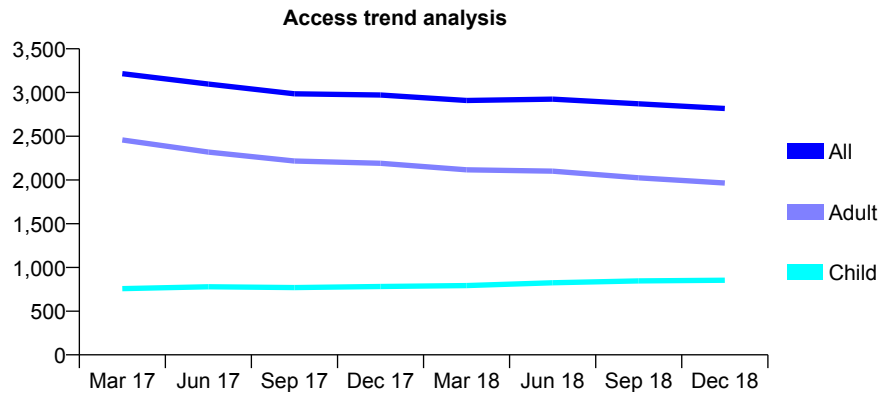
Q46 - Vital Signs At a Glance Contract Report for 136379/0001 - December 2018

Name or company name	Adrian Jennings Ltd T/A Chorlton Smile Ce
Contract type name	GDS Contract
Purpose of contract	General
Contract start date	01/01/2014
Contract end date	

18/19 Contracted general activity (UDA)	5,680
Carry forward general activity (UDA)	-114
18/19 Contracted orthodontic activity (UOA)	0
Carry forward orthodontic activity (UOA)	0
Baseline contract value	£185,624.72

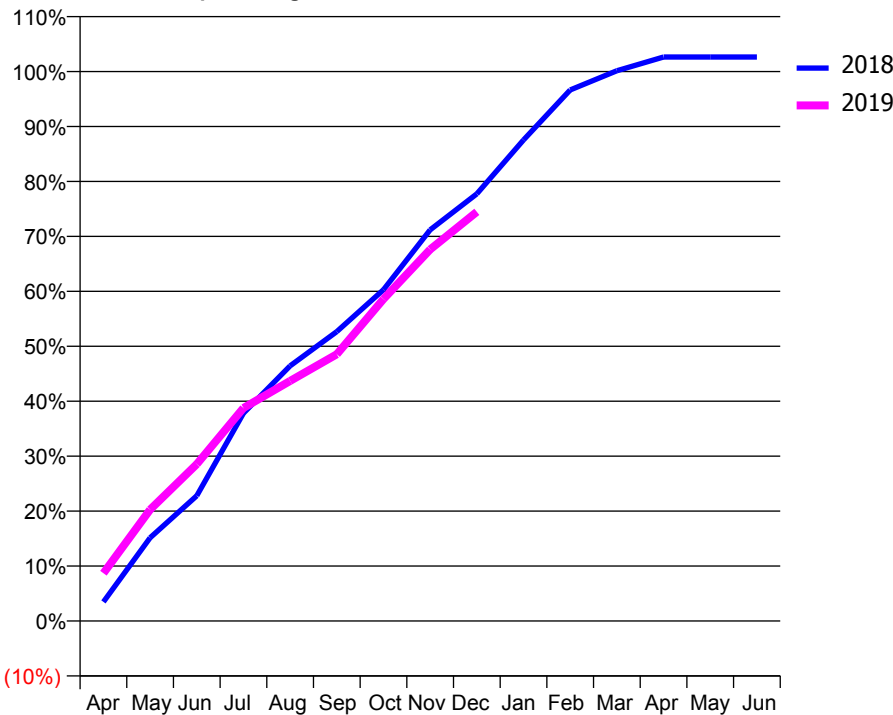
ACCESS*

Patients seen in 24 months	Total	Change since previous quarter
Quarter ending December 2017	2,971	
Quarter ending March 2018	2,909	↓
Quarter ending June 2018	2,924	→
Quarter ending September 2018	2,871	↓
Quarter ending December 2018	2,818	↓
Variance since December 2017	(5.1%)	↓



ACTIVITY

Cumulative percentage of contracted UDA delivered 2018 & 2019



Month	Adjusted Scheduled Activity (UDA)	
	2018	2019
April	198	494
May	860	1,152
June	1,295	1,622
July	2,149	2,202
August	2,638	2,482
September	2,991	2,758
October	3,425	3,328
November	4,044	3,841
December	4,415	4,229
January	4,972	
February	5,490	
March	5,688	
April	5,830	
May	5,829	
June	5,829	

QUALITY

	Quantity	Base Number	Contract	AT	Region	England
% of FP17s for the same patient ID Re-attending within 3 months - Children	104	925	11.2%	12.2%	12.3%	11.8%
% of FP17s for the same patient ID Re-attending within 3 months - Adults	177	1,344	13.2%	16.0%	15.8%	15.6%
% of FP17s for the same patient ID Re-attending between 3 & 9 months - Children	400	925	43.2%	58.0%	60.1%	58.8%
% of FP17s for the same patient ID Re-attending between 3 & 9 months - Adults	520	1,344	38.7%	51.3%	53.3%	51.0%
% of FP17s for Band 1 Urgent Courses	140	2,185	6.4%	10.1%	9.0%	9.0%
% of FP17s Relating to Free Repair or Replacements	4	2,185	0.2%	0.8%	1.0%	0.8%
% of FP17s Relating to Continuations	0	2,185	0.0%	0.9%	1.0%	0.9%
% of Patients satisfied with the dentistry they have received	0	0	N/A	95.3%	93.8%	93.2%
% of Patients satisfied with the time they had to wait for an appointment	0	0	N/A	89.3%	89.4%	88.3%

* This is based on patients treated on this contract for their most recent course of treatment. Figures in italics indicate the base number of FP17s or Patient Questionnaire responses are less than 100. N/A is shown where the base number of responses is less than 10 during the period. % is calculated as Quantity/Base number*100

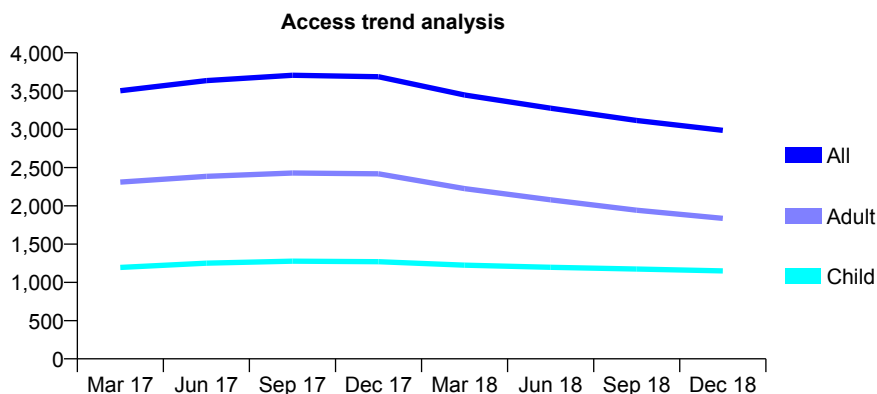
Q46 - Vital Signs At a Glance Contract Report for 137286/0001 - December 2018

Name or company name	Partners in Progress (UK) Ltd
Contract type name	GDS Contract
Purpose of contract	General
Contract start date	23/04/2009
Contract end date	

18/19 Contracted general activity (UDA)	9,600
Carry forward general activity (UDA)	-104
18/19 Contracted orthodontic activity (UOA)	0
Carry forward orthodontic activity (UOA)	0
Baseline contract value	£264,705.60

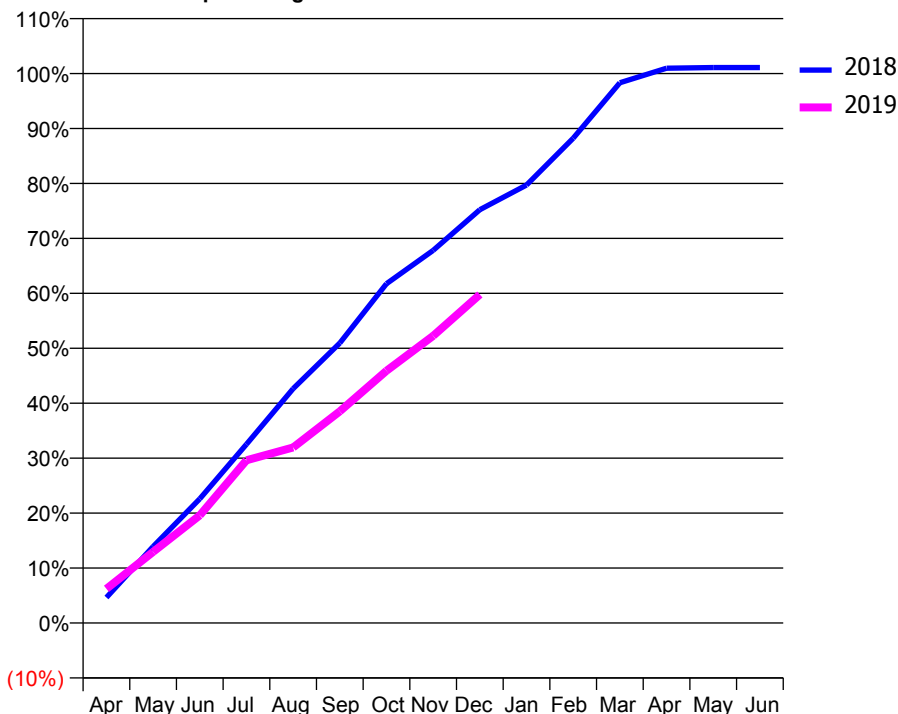
ACCESS*

Patients seen in 24 months	Total	Change since previous quarter
Quarter ending December 2017	3,688	
Quarter ending March 2018	3,448	↓
Quarter ending June 2018	3,276	↓
Quarter ending September 2018	3,116	↓
Quarter ending December 2018	2,986	↓
Variance since December 2017	(19.0%)	↓



ACTIVITY

Cumulative percentage of contracted UDA delivered 2018 & 2019



Month	Adjusted Scheduled Activity (UDA)	
	2018	2019
April	445	597
May	1,336	1,244
June	2,169	1,881
July	3,123	2,844
August	4,093	3,068
September	4,891	3,697
October	5,928	4,407
November	6,511	5,018
December	7,221	5,740
January	7,652	
February	8,469	
March	9,439	
April	9,692	
May	9,704	
June	9,704	

QUALITY

	Quantity	Base Number	Contract	AT	Region	England
% of FP17s for the same patient ID Re-attending within 3 months - Children	95	1,058	9.0%	12.2%	12.3%	11.8%
% of FP17s for the same patient ID Re-attending within 3 months - Adults	350	1,628	21.5%	16.0%	15.8%	15.6%
% of FP17s for the same patient ID Re-attending between 3 & 9 months - Children	599	1,058	56.6%	58.0%	60.1%	58.8%
% of FP17s for the same patient ID Re-attending between 3 & 9 months - Adults	871	1,628	53.5%	51.3%	53.3%	51.0%
% of FP17s for Band 1 Urgent Courses	454	2,601	17.5%	10.1%	9.0%	9.0%
% of FP17s Relating to Free Repair or Replacements	17	2,601	0.7%	0.8%	1.0%	0.8%
% of FP17s Relating to Continuations	50	2,601	1.9%	0.9%	1.0%	0.9%
% of Patients satisfied with the dentistry they have received	0	0	N/A	95.3%	93.8%	93.2%
% of Patients satisfied with the time they had to wait for an appointment	0	0	N/A	89.3%	89.4%	88.3%

* This is based on patients treated on this contract for their most recent course of treatment. Figures in italics indicate the base number of FP17s or Patient Questionnaire responses are less than 100. N/A is shown where the base number of responses is less than 10 during the period. % is calculated as Quantity/Base number*100

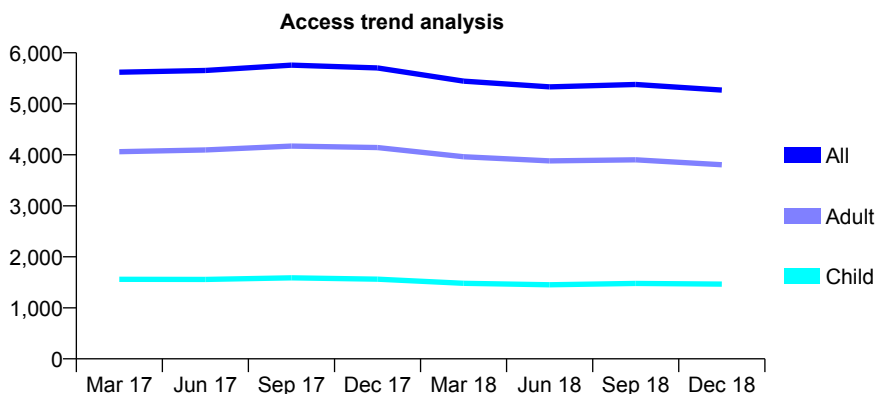
Q46 - Vital Signs At a Glance Contract Report for 137731/0003 - December 2018

Name or company name	Smile Transformation & Cosmetic Services
Contract type name	GDS Contract
Purpose of contract	General
Contract start date	01/08/2014
Contract end date	

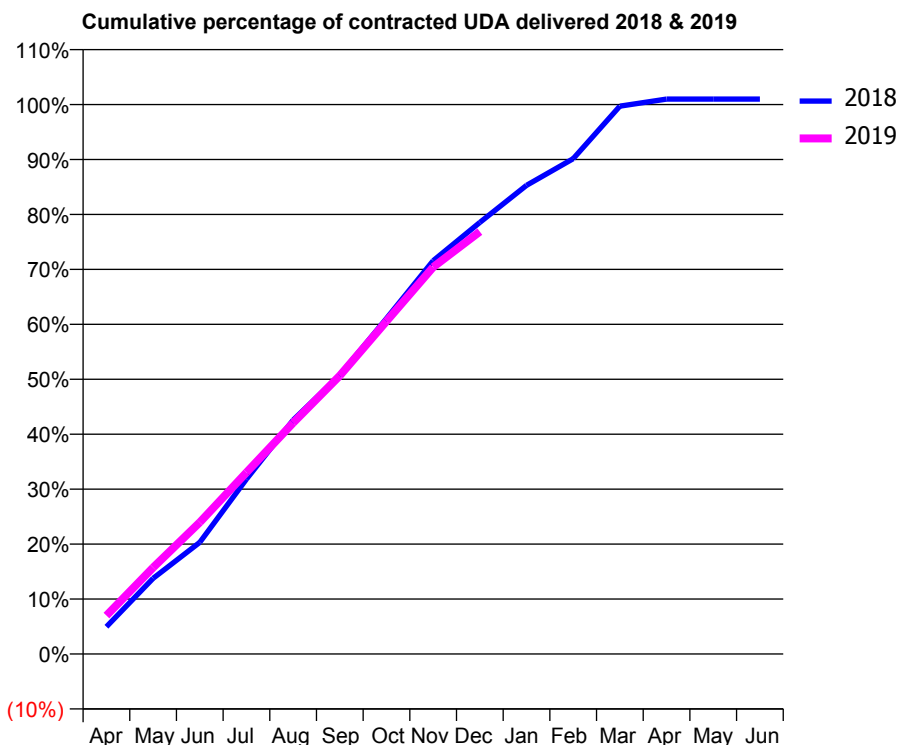
18/19 Contracted general activity (UDA)	17,603
Carry forward general activity (UDA)	-172
18/19 Contracted orthodontic activity (UOA)	0
Carry forward orthodontic activity (UOA)	0
Baseline contract value	£467,945.84

ACCESS*

Patients seen in 24 months	Total	Change since previous quarter
Quarter ending December 2017	5,704	
Quarter ending March 2018	5,444	↓
Quarter ending June 2018	5,332	↓
Quarter ending September 2018	5,380	→
Quarter ending December 2018	5,270	↓
Variance since December 2017	(7.6%)	↓



ACTIVITY



Month	Adjusted Scheduled Activity (UDA)	
	2018	2019
April	875	1,233
May	2,424	2,771
June	3,578	4,216
July	5,601	5,816
August	7,496	7,406
September	8,937	8,919
October	10,750	10,661
November	12,601	12,395
December	13,824	13,530
January	15,012	
February	15,869	
March	17,549	
April	17,775	
May	17,775	
June	17,775	

QUALITY

	Quantity	Base Number	Contract	AT	Region	England
% of FP17s for the same patient ID Re-attending within 3 months - Children	197	1,726	11.4%	12.2%	12.3%	11.8%
% of FP17s for the same patient ID Re-attending within 3 months - Adults	684	4,116	16.6%	16.0%	15.8%	15.6%
% of FP17s for the same patient ID Re-attending between 3 & 9 months - Children	1,046	1,726	60.6%	58.0%	60.1%	58.8%
% of FP17s for the same patient ID Re-attending between 3 & 9 months - Adults	2,415	4,116	58.7%	51.3%	53.3%	51.0%
% of FP17s for Band 1 Urgent Courses	651	5,696	11.4%	10.1%	9.0%	9.0%
% of FP17s Relating to Free Repair or Replacements	50	5,696	0.9%	0.8%	1.0%	0.8%
% of FP17s Relating to Continuations	40	5,696	0.7%	0.9%	1.0%	0.9%
% of Patients satisfied with the dentistry they have received	2	2	N/A	95.3%	93.8%	93.2%
% of Patients satisfied with the time they had to wait for an appointment	2	2	N/A	89.3%	89.4%	88.3%

* This is based on patients treated on this contract for their most recent course of treatment. Figures in italics indicate the base number of FP17s or Patient Questionnaire responses are less than 100. N/A is shown where the base number of responses is less than 10 during the period. % is calculated as Quantity/Base number*100

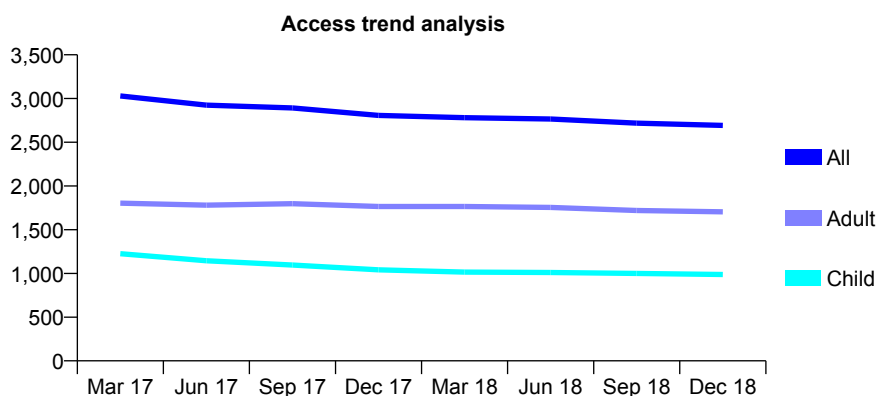
Q46 - Vital Signs At a Glance Contract Report for 137731/0004 - December 2018

Name or company name	Smile Transformation & Cosmetic Services
Contract type name	GDS Contract
Purpose of contract	General
Contract start date	01/08/2014
Contract end date	

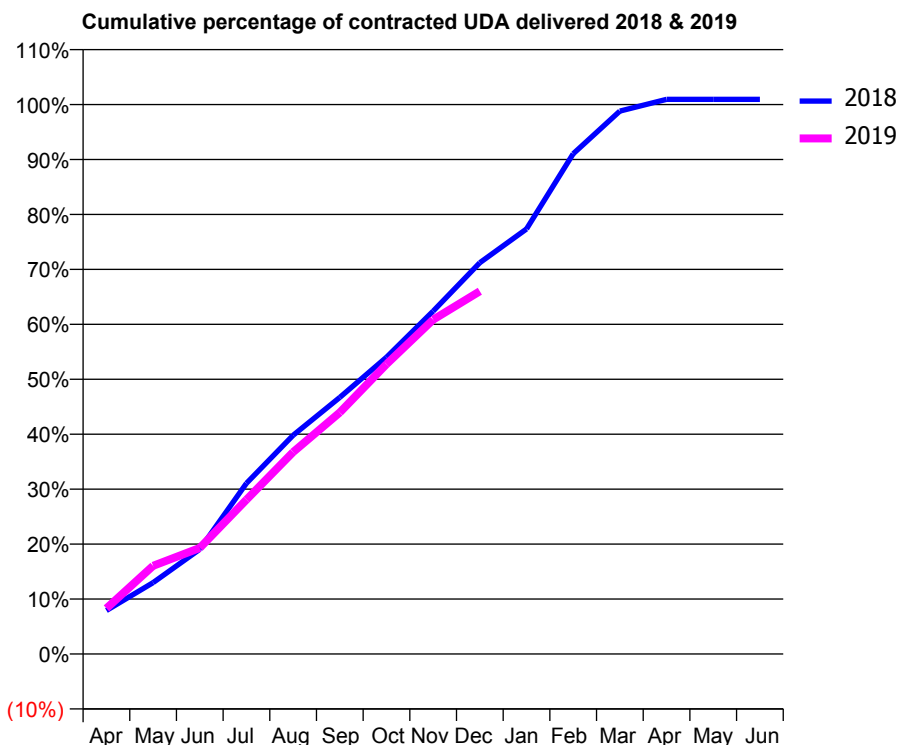
18/19 Contracted general activity (UDA)	8,659
Carry forward general activity (UDA)	-81
18/19 Contracted orthodontic activity (UOA)	0
Carry forward orthodontic activity (UOA)	0
Baseline contract value	£236,436.00

ACCESS*

Patients seen in 24 months	Total	Change since previous quarter
Quarter ending December 2017	2,807	
Quarter ending March 2018	2,781	→
Quarter ending June 2018	2,765	→
Quarter ending September 2018	2,719	↓
Quarter ending December 2018	2,692	→
Variance since December 2017	(4.1%)	↓



ACTIVITY



Month	Adjusted Scheduled Activity (UDA)	
	2018	2019
April	687	720
May	1,126	1,390
June	1,650	1,671
July	2,691	2,433
August	3,447	3,183
September	4,045	3,807
October	4,676	4,567
November	5,403	5,269
December	6,166	5,717
January	6,698	
February	7,882	
March	8,555	
April	8,740	
May	8,740	
June	8,740	

QUALITY

	Quantity	Base Number	Contract	AT	Region	England
% of FP17s for the same patient ID Re-attending within 3 months - Children	127	1,195	10.6%	12.2%	12.3%	11.8%
% of FP17s for the same patient ID Re-attending within 3 months - Adults	266	1,805	14.7%	16.0%	15.8%	15.6%
% of FP17s for the same patient ID Re-attending between 3 & 9 months - Children	775	1,195	64.9%	58.0%	60.1%	58.8%
% of FP17s for the same patient ID Re-attending between 3 & 9 months - Adults	1,070	1,805	59.3%	51.3%	53.3%	51.0%
% of FP17s for Band 1 Urgent Courses	263	2,897	9.1%	10.1%	9.0%	9.0%
% of FP17s Relating to Free Repair or Replacements	18	2,897	0.6%	0.8%	1.0%	0.8%
% of FP17s Relating to Continuations	14	2,897	0.5%	0.9%	1.0%	0.9%
% of Patients satisfied with the dentistry they have received	0	0	N/A	95.3%	93.8%	93.2%
% of Patients satisfied with the time they had to wait for an appointment	0	0	N/A	89.3%	89.4%	88.3%

* This is based on patients treated on this contract for their most recent course of treatment. Figures in italics indicate the base number of FP17s or Patient Questionnaire responses are less than 100. N/A is shown where the base number of responses is less than 10 during the period. % is calculated as Quantity/Base number*100

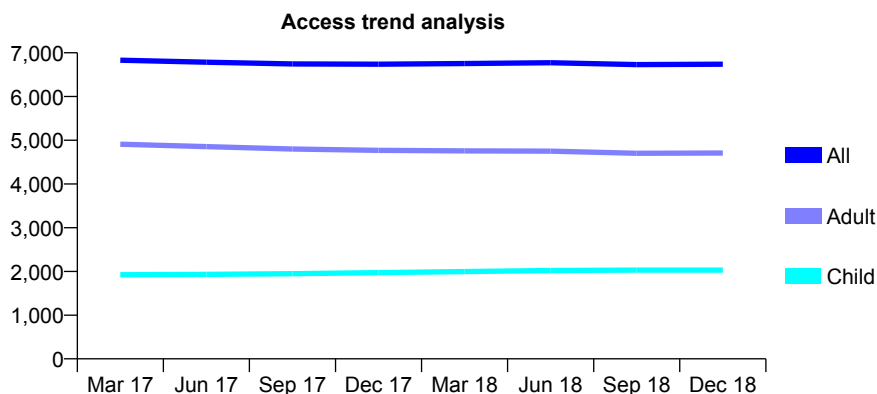
Q46 - Vital Signs At a Glance Contract Report for 138096/0001 - December 2018

Name or company name	Circle Dental Care Ltd
Contract type name	GDS Contract
Purpose of contract	General
Contract start date	01/08/2009
Contract end date	

18/19 Contracted general activity (UDA)	20,000
Carry forward general activity (UDA)	-144
18/19 Contracted orthodontic activity (UOA)	0
Carry forward orthodontic activity (UOA)	0
Baseline contract value	£497,361.47

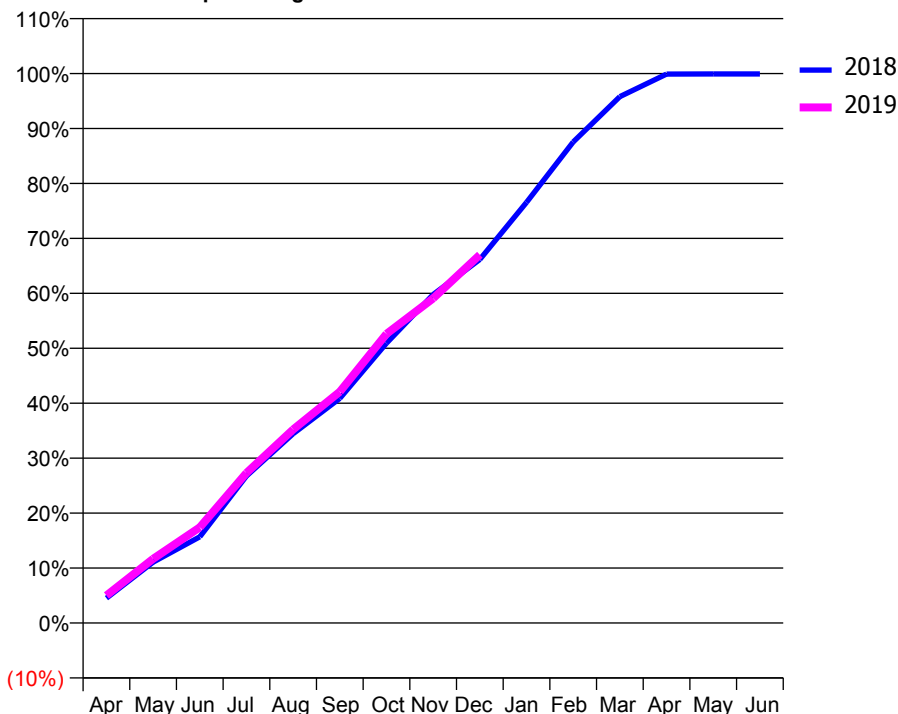
ACCESS*

Patients seen in 24 months	Total	Change since previous quarter
Quarter ending December 2017	6,740	
Quarter ending March 2018	6,754	→
Quarter ending June 2018	6,773	→
Quarter ending September 2018	6,731	→
Quarter ending December 2018	6,739	→
Variance since December 2017	(0.0%)	→



ACTIVITY

Cumulative percentage of contracted UDA delivered 2018 & 2019



Month	Adjusted Scheduled Activity (UDA)	
	2018	2019
April	906	1,002
May	2,217	2,337
June	3,137	3,484
July	5,351	5,460
August	6,890	7,044
September	8,174	8,418
October	10,183	10,526
November	11,955	11,815
December	13,231	13,404
January	15,312	
February	17,510	
March	19,159	
April	19,979	
May	19,984	
June	19,985	

QUALITY

	Quantity	Base Number	Contract	AT	Region	England
% of FP17s for the same patient ID Re-attending within 3 months - Children	357	2,356	15.2%	12.2%	12.3%	11.8%
% of FP17s for the same patient ID Re-attending within 3 months - Adults	778	4,748	16.4%	16.0%	15.8%	15.6%
% of FP17s for the same patient ID Re-attending between 3 & 9 months - Children	1,373	2,356	58.3%	58.0%	60.1%	58.8%
% of FP17s for the same patient ID Re-attending between 3 & 9 months - Adults	2,566	4,748	54.0%	51.3%	53.3%	51.0%
% of FP17s for Band 1 Urgent Courses	489	6,022	8.1%	10.1%	9.0%	9.0%
% of FP17s Relating to Free Repair or Replacements	16	6,022	0.3%	0.8%	1.0%	0.8%
% of FP17s Relating to Continuations	9	6,022	0.1%	0.9%	1.0%	0.9%
% of Patients satisfied with the dentistry they have received	4	4	N/A	95.3%	93.8%	93.2%
% of Patients satisfied with the time they had to wait for an appointment	3	4	N/A	89.3%	89.4%	88.3%

* This is based on patients treated on this contract for their most recent course of treatment. Figures in italics indicate the base number of FP17s or Patient Questionnaire responses are less than 100. N/A is shown where the base number of responses is less than 10 during the period. % is calculated as Quantity/Base number*100

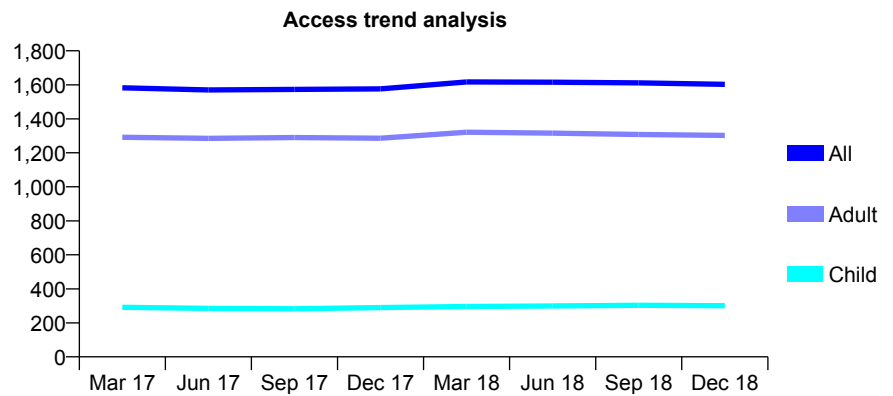
Q46 - Vital Signs At a Glance Contract Report for 138800/0001 - December 2018

Name or company name	207 Dental Care
Contract type name	GDS Contract
Purpose of contract	General
Contract start date	01/05/2013
Contract end date	

18/19 Contracted general activity (UDA)	4,568
Carry forward general activity (UDA)	0
18/19 Contracted orthodontic activity (UOA)	0
Carry forward orthodontic activity (UOA)	0
Baseline contract value	£116,562.17

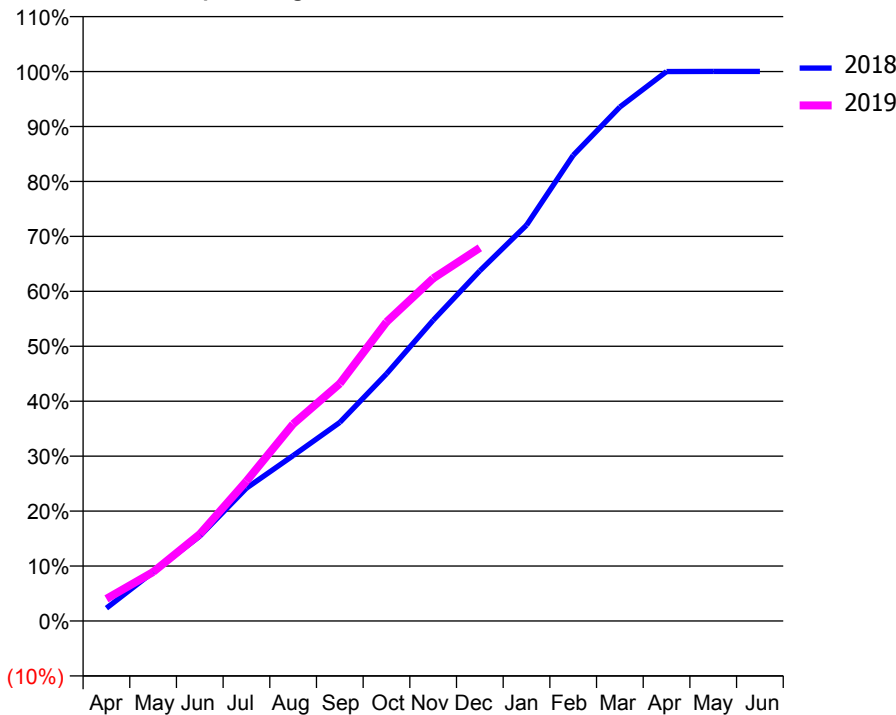
ACCESS*

Patients seen in 24 months	Total	Change since previous quarter
Quarter ending December 2017	1,576	
Quarter ending March 2018	1,617	↑
Quarter ending June 2018	1,615	→
Quarter ending September 2018	1,611	→
Quarter ending December 2018	1,603	→
Variance since December 2017	1.7%	→



ACTIVITY

Cumulative percentage of contracted UDA delivered 2018 & 2019



Month	Adjusted Scheduled Activity (UDA)	
	2018	2019
April	107	185
May	408	408
June	706	722
July	1,104	1,163
August	1,375	1,637
September	1,651	1,974
October	2,055	2,486
November	2,501	2,848
December	2,912	3,102
January	3,290	
February	3,871	
March	4,273	
April	4,567	
May	4,568	
June	4,568	

QUALITY

	Quantity	Base Number	Contract	AT	Region	England
% of FP17s for the same patient ID Re-attending within 3 months - Children	21	357	5.9%	12.2%	12.3%	11.8%
% of FP17s for the same patient ID Re-attending within 3 months - Adults	223	1,473	15.1%	16.0%	15.8%	15.6%
% of FP17s for the same patient ID Re-attending between 3 & 9 months - Children	256	357	71.7%	58.0%	60.1%	58.8%
% of FP17s for the same patient ID Re-attending between 3 & 9 months - Adults	859	1,473	58.3%	51.3%	53.3%	51.0%
% of FP17s for Band 1 Urgent Courses	166	1,714	9.7%	10.1%	9.0%	9.0%
% of FP17s Relating to Free Repair or Replacements	5	1,714	0.3%	0.8%	1.0%	0.8%
% of FP17s Relating to Continuations	15	1,714	0.9%	0.9%	1.0%	0.9%
% of Patients satisfied with the dentistry they have received	0	0	N/A	95.3%	93.8%	93.2%
% of Patients satisfied with the time they had to wait for an appointment	0	0	N/A	89.3%	89.4%	88.3%

* This is based on patients treated on this contract for their most recent course of treatment. Figures in italics indicate the base number of FP17s or Patient Questionnaire responses are less than 100. N/A is shown where the base number of responses is less than 10 during the period. % is calculated as Quantity/Base number*100

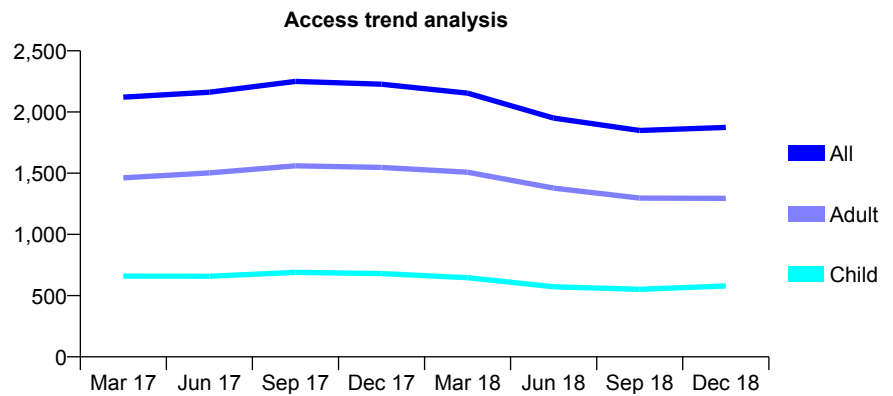
Q46 - Vital Signs At a Glance Contract Report for 138959/0001 - December 2018

Name or company name	Middleton Dental Care
Contract type name	GDS Contract
Purpose of contract	General
Contract start date	06/07/2012
Contract end date	

18/19 Contracted general activity (UDA)	7,330
Carry forward general activity (UDA)	98
18/19 Contracted orthodontic activity (UOA)	0
Carry forward orthodontic activity (UOA)	0
Baseline contract value	£186,329.52

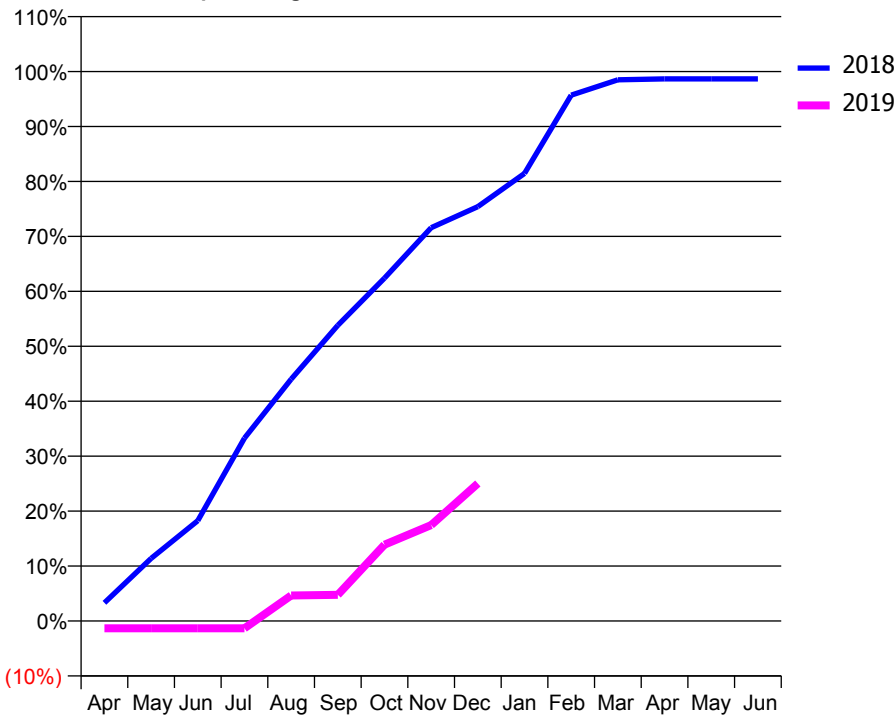
ACCESS*

Patients seen in 24 months	Total	Change since previous quarter
Quarter ending December 2017	2,227	
Quarter ending March 2018	2,154	↓
Quarter ending June 2018	1,950	↓
Quarter ending September 2018	1,849	↓
Quarter ending December 2018	1,874	→
Variance since December 2017	(15.9%)	↓



ACTIVITY

Cumulative percentage of contracted UDA delivered 2018 & 2019



Month	Adjusted Scheduled Activity (UDA)	
	2018	2019
April	242	-98
May	835	-98
June	1,339	-98
July	2,440	-98
August	3,225	340
September	3,944	349
October	4,575	1,018
November	5,247	1,281
December	5,528	1,834
January	5,970	
February	7,015	
March	7,219	
April	7,232	
May	7,232	
June	7,232	

QUALITY

	Quantity	Base Number	Contract	AT	Region	England
% of FP17s for the same patient ID Re-attending within 3 months - Children	15	321	4.7%	12.2%	12.3%	11.8%
% of FP17s for the same patient ID Re-attending within 3 months - Adults	53	672	7.9%	16.0%	15.8%	15.6%
% of FP17s for the same patient ID Re-attending between 3 & 9 months - Children	90	321	28.0%	58.0%	60.1%	58.8%
% of FP17s for the same patient ID Re-attending between 3 & 9 months - Adults	205	672	30.5%	51.3%	53.3%	51.0%
% of FP17s for Band 1 Urgent Courses	130	991	13.1%	10.1%	9.0%	9.0%
% of FP17s Relating to Free Repair or Replacements	11	991	1.1%	0.8%	1.0%	0.8%
% of FP17s Relating to Continuations	7	991	0.7%	0.9%	1.0%	0.9%
% of Patients satisfied with the dentistry they have received	0	0	N/A	95.3%	93.8%	93.2%
% of Patients satisfied with the time they had to wait for an appointment	0	0	N/A	89.3%	89.4%	88.3%

* This is based on patients treated on this contract for their most recent course of treatment. Figures in italics indicate the base number of FP17s or Patient Questionnaire responses are less than 100. N/A is shown where the base number of responses is less than 10 during the period. % is calculated as Quantity/Base number*100

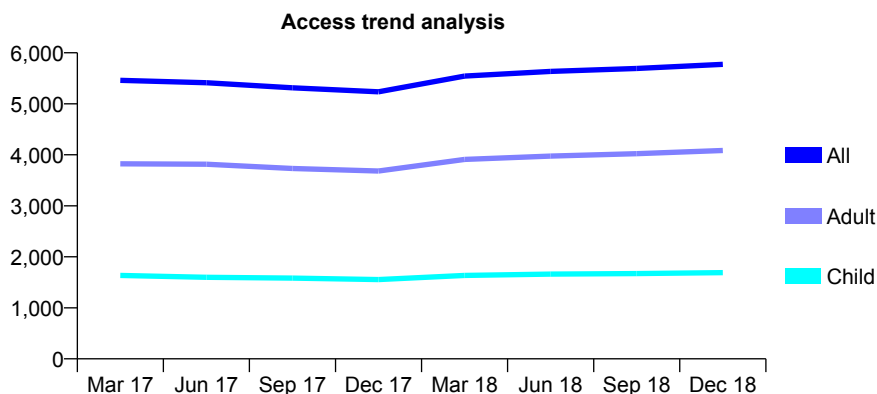
Q46 - Vital Signs At a Glance Contract Report for 138967/0001 - December 2018

Name or company name	Park House Springhead
Contract type name	GDS Contract
Purpose of contract	General
Contract start date	01/04/2010
Contract end date	

18/19 Contracted general activity (UDA)	15,429
Carry forward general activity (UDA)	-309
18/19 Contracted orthodontic activity (UOA)	0
Carry forward orthodontic activity (UOA)	0
Baseline contract value	£425,435.34

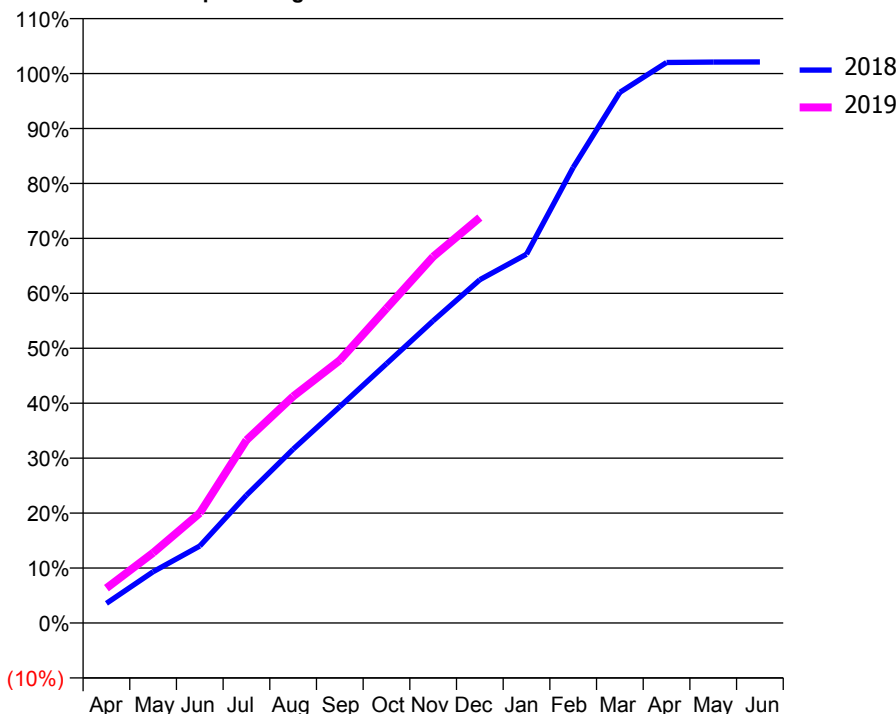
ACCESS*

Patients seen in 24 months	Total	Change since previous quarter
Quarter ending December 2017	5,235	
Quarter ending March 2018	5,544	↑
Quarter ending June 2018	5,636	→
Quarter ending September 2018	5,692	→
Quarter ending December 2018	5,775	→
Variance since December 2017	10.3%	↑



ACTIVITY

Cumulative percentage of contracted UDA delivered 2018 & 2019



Month	Adjusted Scheduled Activity (UDA)	
	2018	2019
April	551	978
May	1,440	1,973
June	2,162	3,087
July	3,589	5,135
August	4,879	6,363
September	6,075	7,379
October	7,282	8,833
November	8,485	10,286
December	9,641	11,383
January	10,356	
February	12,792	
March	14,899	
April	15,738	
May	15,750	
June	15,752	

QUALITY

	Quantity	Base Number	Contract	AT	Region	England
% of FP17s for the same patient ID Re-attending within 3 months - Children	147	1,801	8.2%	12.2%	12.3%	11.8%
% of FP17s for the same patient ID Re-attending within 3 months - Adults	625	4,142	15.1%	16.0%	15.8%	15.6%
% of FP17s for the same patient ID Re-attending between 3 & 9 months - Children	1,065	1,801	59.1%	58.0%	60.1%	58.8%
% of FP17s for the same patient ID Re-attending between 3 & 9 months - Adults	2,109	4,142	50.9%	51.3%	53.3%	51.0%
% of FP17s for Band 1 Urgent Courses	619	5,546	11.2%	10.1%	9.0%	9.0%
% of FP17s Relating to Free Repair or Replacements	37	5,546	0.7%	0.8%	1.0%	0.8%
% of FP17s Relating to Continuations	59	5,546	1.1%	0.9%	1.0%	0.9%
% of Patients satisfied with the dentistry they have received	0	0	N/A	95.3%	93.8%	93.2%
% of Patients satisfied with the time they had to wait for an appointment	0	0	N/A	89.3%	89.4%	88.3%

* This is based on patients treated on this contract for their most recent course of treatment. Figures in italics indicate the base number of FP17s or Patient Questionnaire responses are less than 100. N/A is shown where the base number of responses is less than 10 during the period. % is calculated as Quantity/Base number*100

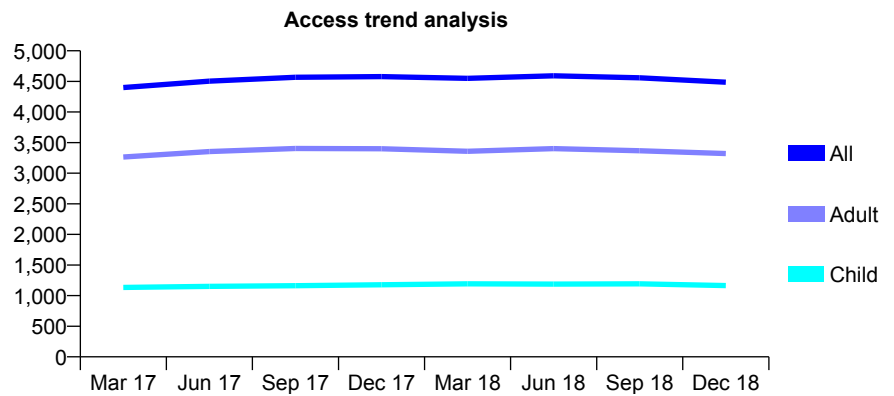
Q46 - Vital Signs At a Glance Contract Report for 139114/0001 - December 2018

Name or company name	The Ivy Dental Practice Ltd
Contract type name	Pilot Contract
Purpose of contract	General
Contract start date	01/04/2010
Contract end date	

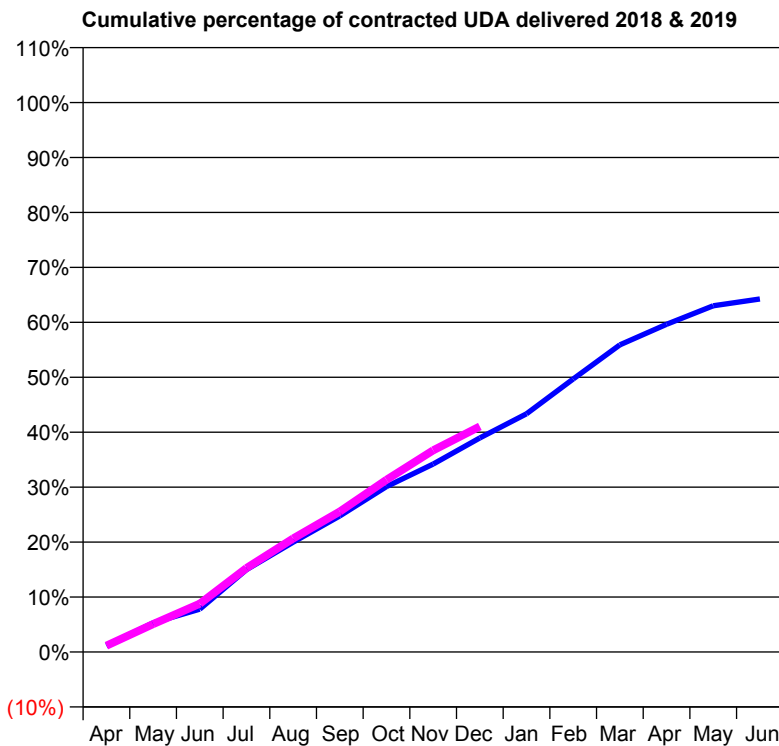
18/19 Contracted general activity (UDA)	18,100
Carry forward general activity (UDA)	0
18/19 Contracted orthodontic activity (UOA)	0
Carry forward orthodontic activity (UOA)	0
Baseline contract value	£629,676.97

ACCESS*

Patients seen in 24 months	Total	Change since previous quarter
Quarter ending December 2017	4,578	
Quarter ending March 2018	4,551	→
Quarter ending June 2018	4,591	→
Quarter ending September 2018	4,559	→
Quarter ending December 2018	4,486	↓
Variance since December 2017	(2.0%)	↓



ACTIVITY



Month	Adjusted Scheduled Activity (UDA)	
	2018	2019
April	202	210
May	959	920
June	1,411	1,592
July	2,711	2,764
August	3,617	3,739
September	4,481	4,626
October	5,450	5,672
November	6,190	6,642
December	7,053	7,428
January	7,846	
February	8,992	
March	10,119	
April	10,794	
May	11,404	
June	11,629	

QUALITY

	Quantity	Base Number	Contract	AT	Region	England
% of FP17s for the same patient ID Re-attending within 3 months - Children	126	1,182	10.7%	12.2%	12.3%	11.8%
% of FP17s for the same patient ID Re-attending within 3 months - Adults	484	2,971	16.3%	16.0%	15.8%	15.6%
% of FP17s for the same patient ID Re-attending between 3 & 9 months - Children	653	1,182	55.2%	58.0%	60.1%	58.8%
% of FP17s for the same patient ID Re-attending between 3 & 9 months - Adults	1,212	2,971	40.8%	51.3%	53.3%	51.0%
% of FP17s for Band 1 Urgent Courses	70	3,711	1.9%	10.1%	9.0%	9.0%
% of FP17s Relating to Free Repair or Replacements	75	3,711	2.0%	0.8%	1.0%	0.8%
% of FP17s Relating to Continuations	124	3,711	3.3%	0.9%	1.0%	0.9%
% of Patients satisfied with the dentistry they have received	0	0	N/A	95.3%	93.8%	93.2%
% of Patients satisfied with the time they had to wait for an appointment	0	0	N/A	89.3%	89.4%	88.3%

* This is based on patients treated on this contract for their most recent course of treatment. Figures in italics indicate the base number of FP17s or Patient Questionnaire responses are less than 100. N/A is shown where the base number of responses is less than 10 during the period. % is calculated as Quantity/Base number*100

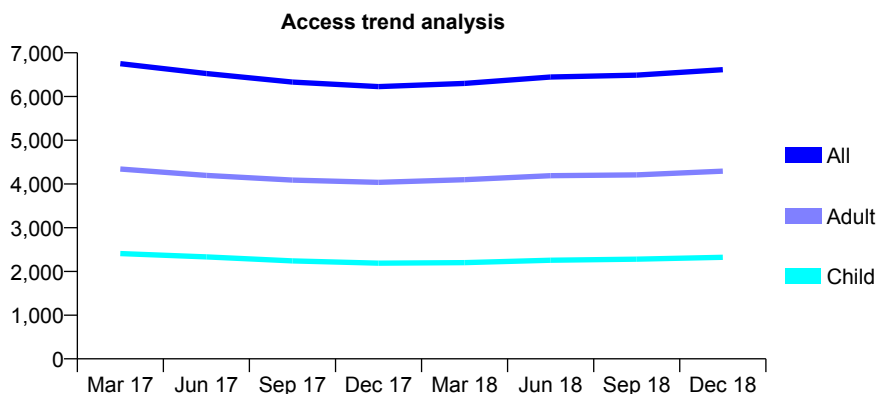
Q46 - Vital Signs At a Glance Contract Report for 139521/0001 - December 2018

Name or company name	JF Scott Dental Surgeon Partnership
Contract type name	GDS Contract
Purpose of contract	General
Contract start date	31/12/2010
Contract end date	

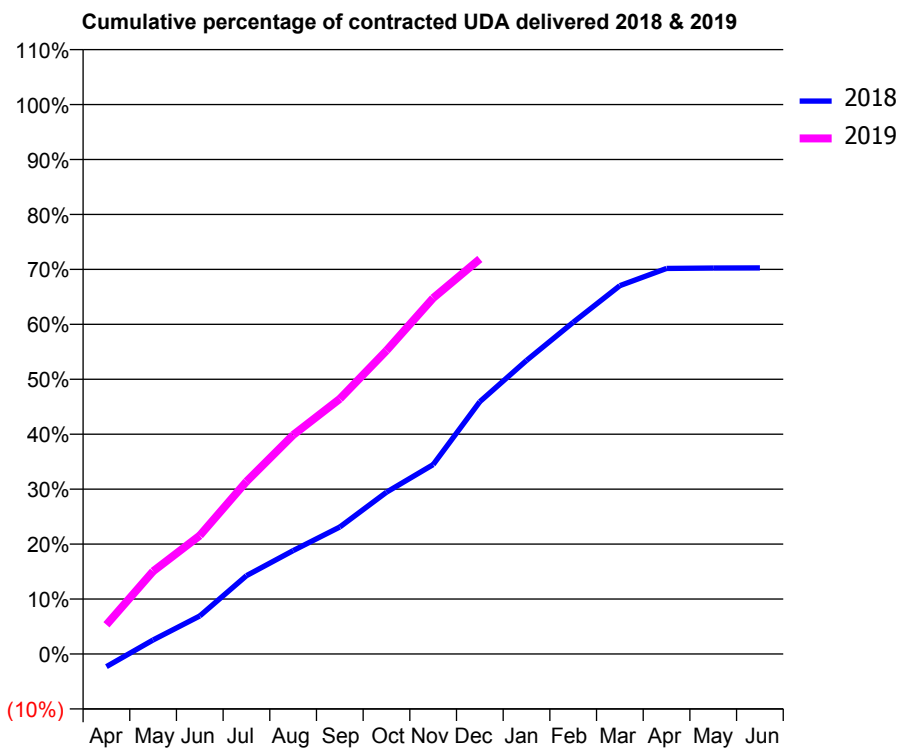
18/19 Contracted general activity (UDA)	25,437
Carry forward general activity (UDA)	0
18/19 Contracted orthodontic activity (UOA)	0
Carry forward orthodontic activity (UOA)	0
Baseline contract value	£707,062.17

ACCESS*

Patients seen in 24 months	Total	Change since previous quarter
Quarter ending December 2017	6,226	
Quarter ending March 2018	6,300	→
Quarter ending June 2018	6,447	↑
Quarter ending September 2018	6,488	→
Quarter ending December 2018	6,614	→
Variance since December 2017	6.2%	↑



ACTIVITY



Month	Adjusted Scheduled Activity (UDA)	
	2018	2019
April	-590	1,353
May	649	3,830
June	1,764	5,482
July	3,624	7,987
August	4,786	10,140
September	5,879	11,814
October	7,489	14,047
November	8,768	16,479
December	11,684	18,284
January	13,591	
February	15,357	
March	17,052	
April	17,849	
May	17,865	
June	17,873	

QUALITY

	Quantity	Base Number	Contract	AT	Region	England
% of FP17s for the same patient ID Re-attending within 3 months - Children	229	3,151	7.3%	12.2%	12.3%	11.8%
% of FP17s for the same patient ID Re-attending within 3 months - Adults	814	5,448	14.9%	16.0%	15.8%	15.6%
% of FP17s for the same patient ID Re-attending between 3 & 9 months - Children	1,936	3,151	61.4%	58.0%	60.1%	58.8%
% of FP17s for the same patient ID Re-attending between 3 & 9 months - Adults	3,055	5,448	56.1%	51.3%	53.3%	51.0%
% of FP17s for Band 1 Urgent Courses	736	8,209	9.0%	10.1%	9.0%	9.0%
% of FP17s Relating to Free Repair or Replacements	45	8,209	0.5%	0.8%	1.0%	0.8%
% of FP17s Relating to Continuations	72	8,209	0.9%	0.9%	1.0%	0.9%
% of Patients satisfied with the dentistry they have received	0	0	N/A	95.3%	93.8%	93.2%
% of Patients satisfied with the time they had to wait for an appointment	0	0	N/A	89.3%	89.4%	88.3%

* This is based on patients treated on this contract for their most recent course of treatment. Figures in italics indicate the base number of FP17s or Patient Questionnaire responses are less than 100. N/A is shown where the base number of responses is less than 10 during the period. % is calculated as Quantity/Base number*100

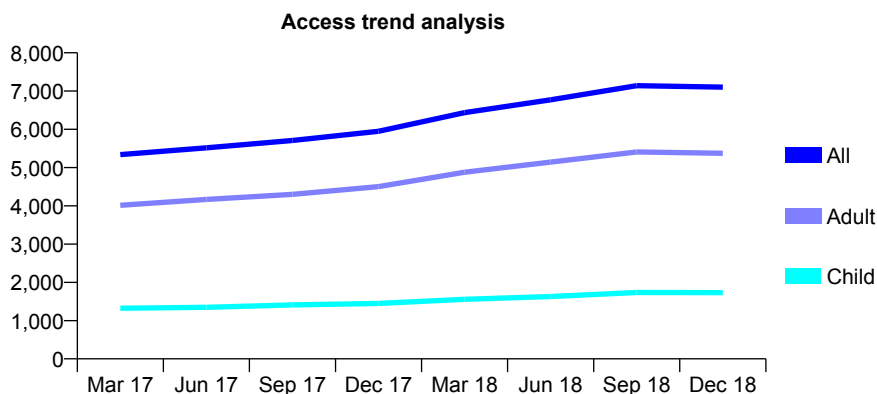
Q46 - Vital Signs At a Glance Contract Report for 139947/0001 - December 2018

Name or company name	Mr K Hanji
Contract type name	GDS Contract
Purpose of contract	General
Contract start date	01/04/2010
Contract end date	

18/19 Contracted general activity (UDA)	21,839
Carry forward general activity (UDA)	0
18/19 Contracted orthodontic activity (UOA)	0
Carry forward orthodontic activity (UOA)	0
Baseline contract value	£764,926.58

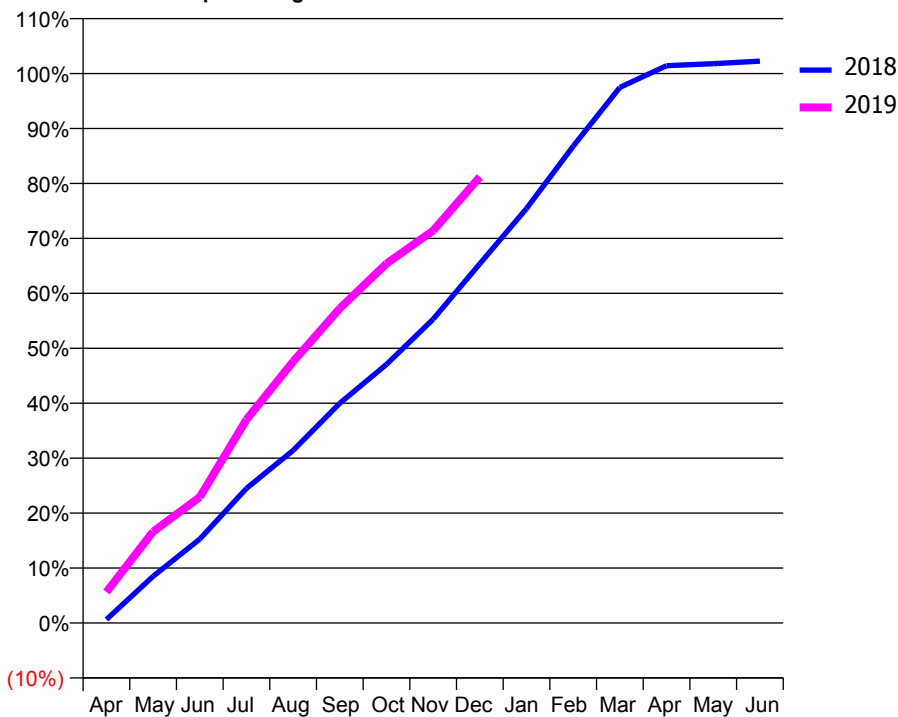
ACCESS*

Patients seen in 24 months	Total	Change since previous quarter
Quarter ending December 2017	5,950	
Quarter ending March 2018	6,435	↑
Quarter ending June 2018	6,771	↑
Quarter ending September 2018	7,142	↑
Quarter ending December 2018	7,102	→
Variance since December 2017	19.4%	↑



ACTIVITY

Cumulative percentage of contracted UDA delivered 2018 & 2019



Month	Adjusted Scheduled Activity (UDA)	
	2018	2019
April	140	1,233
May	1,860	3,634
June	3,336	5,007
July	5,348	8,085
August	6,860	10,392
September	8,737	12,505
October	10,277	14,288
November	12,073	15,594
December	14,279	17,732
January	16,474	
February	18,950	
March	21,287	
April	22,152	
May	22,228	
June	22,330	

QUALITY

	Quantity	Base Number	Contract	AT	Region	England
% of FP17s for the same patient ID Re-attending within 3 months - Children	253	2,080	12.2%	12.2%	12.3%	11.8%
% of FP17s for the same patient ID Re-attending within 3 months - Adults	1,202	5,964	20.2%	16.0%	15.8%	15.6%
% of FP17s for the same patient ID Re-attending between 3 & 9 months - Children	1,007	2,080	48.4%	58.0%	60.1%	58.8%
% of FP17s for the same patient ID Re-attending between 3 & 9 months - Adults	2,654	5,964	44.5%	51.3%	53.3%	51.0%
% of FP17s for Band 1 Urgent Courses	988	7,547	13.1%	10.1%	9.0%	9.0%
% of FP17s Relating to Free Repair or Replacements	49	7,547	0.6%	0.8%	1.0%	0.8%
% of FP17s Relating to Continuations	27	7,547	0.4%	0.9%	1.0%	0.9%
% of Patients satisfied with the dentistry they have received	2	2	N/A	95.3%	93.8%	93.2%
% of Patients satisfied with the time they had to wait for an appointment	2	2	N/A	89.3%	89.4%	88.3%

* This is based on patients treated on this contract for their most recent course of treatment. Figures in italics indicate the base number of FP17s or Patient Questionnaire responses are less than 100. N/A is shown where the base number of responses is less than 10 during the period. % is calculated as Quantity/Base number*100

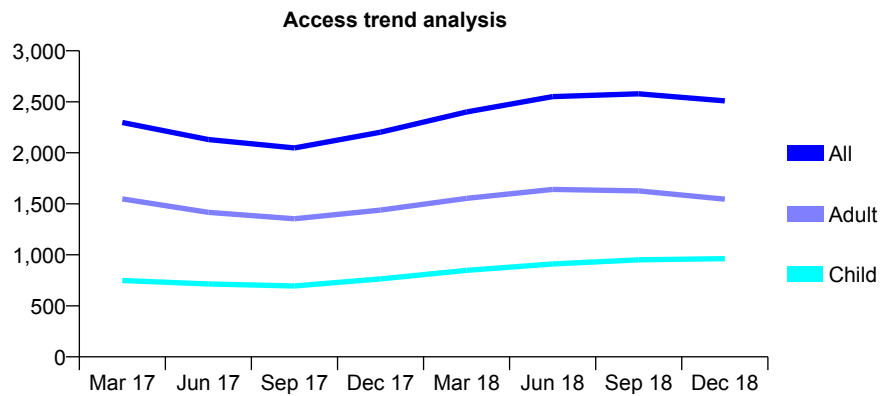
Q46 - Vital Signs At a Glance Contract Report for 140511/0001 - December 2018

Name or company name	Landridge Dental Surgery
Contract type name	GDS Contract
Purpose of contract	General
Contract start date	01/03/2009
Contract end date	

18/19 Contracted general activity (UDA)	6,699
Carry forward general activity (UDA)	-71
18/19 Contracted orthodontic activity (UOA)	0
Carry forward orthodontic activity (UOA)	0
Baseline contract value	£202,803.14

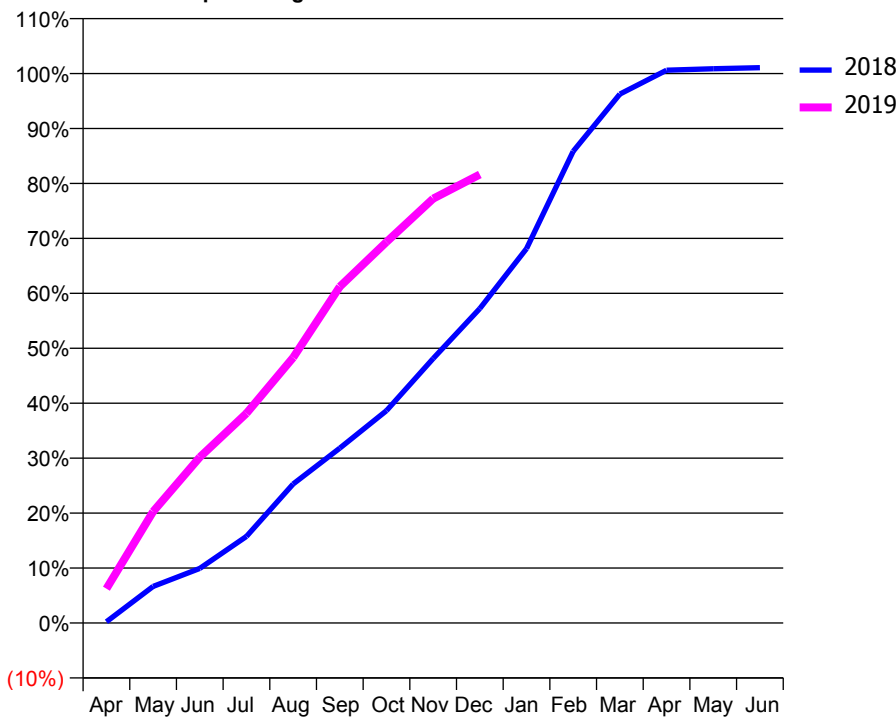
ACCESS*

Patients seen in 24 months	Total	Change since previous quarter
Quarter ending December 2017	2,202	
Quarter ending March 2018	2,401	↑
Quarter ending June 2018	2,551	↑
Quarter ending September 2018	2,578	→
Quarter ending December 2018	2,509	↓
Variance since December 2017	13.9%	↑



ACTIVITY

Cumulative percentage of contracted UDA delivered 2018 & 2019



Month	Adjusted Scheduled Activity (UDA)	
	2018	2019
April	15	418
May	446	1,358
June	665	2,021
July	1,056	2,557
August	1,695	3,236
September	2,132	4,101
October	2,589	4,645
November	3,225	5,174
December	3,834	5,468
January	4,565	
February	5,751	
March	6,448	
April	6,740	
May	6,757	
June	6,770	

QUALITY

	Quantity	Base Number	Contract	AT	Region	England
% of FP17s for the same patient ID Re-attending within 3 months - Children	86	996	8.6%	12.2%	12.3%	11.8%
% of FP17s for the same patient ID Re-attending within 3 months - Adults	339	1,679	20.2%	16.0%	15.8%	15.6%
% of FP17s for the same patient ID Re-attending between 3 & 9 months - Children	502	996	50.4%	58.0%	60.1%	58.8%
% of FP17s for the same patient ID Re-attending between 3 & 9 months - Adults	744	1,679	44.3%	51.3%	53.3%	51.0%
% of FP17s for Band 1 Urgent Courses	367	2,542	14.4%	10.1%	9.0%	9.0%
% of FP17s Relating to Free Repair or Replacements	49	2,542	1.9%	0.8%	1.0%	0.8%
% of FP17s Relating to Continuations	16	2,542	0.6%	0.9%	1.0%	0.9%
% of Patients satisfied with the dentistry they have received	1	1	N/A	95.3%	93.8%	93.2%
% of Patients satisfied with the time they had to wait for an appointment	1	1	N/A	89.3%	89.4%	88.3%

* This is based on patients treated on this contract for their most recent course of treatment. Figures in italics indicate the base number of FP17s or Patient Questionnaire responses are less than 100. N/A is shown where the base number of responses is less than 10 during the period. % is calculated as Quantity/Base number*100

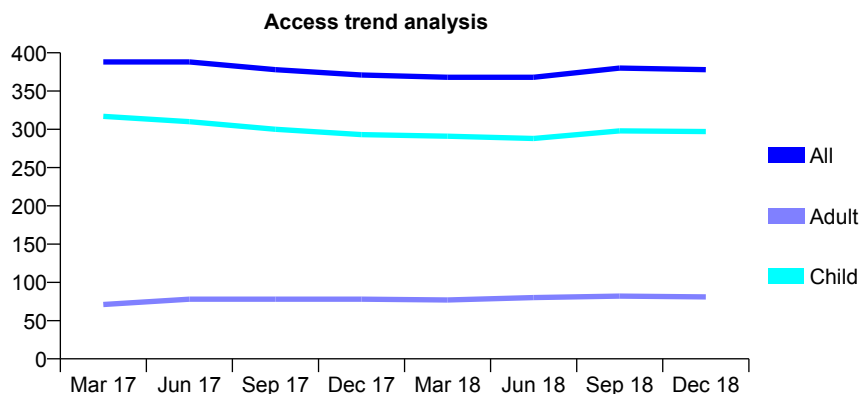
Q46 - Vital Signs At a Glance Contract Report for 141925/0001 - December 2018

Name or company name	MR MA BROWN
Contract type name	GDS Contract
Purpose of contract	General
Contract start date	01/11/2013
Contract end date	

18/19 Contracted general activity (UDA)	875
Carry forward general activity (UDA)	-18
18/19 Contracted orthodontic activity (UOA)	0
Carry forward orthodontic activity (UOA)	0
Baseline contract value	£20,526.51

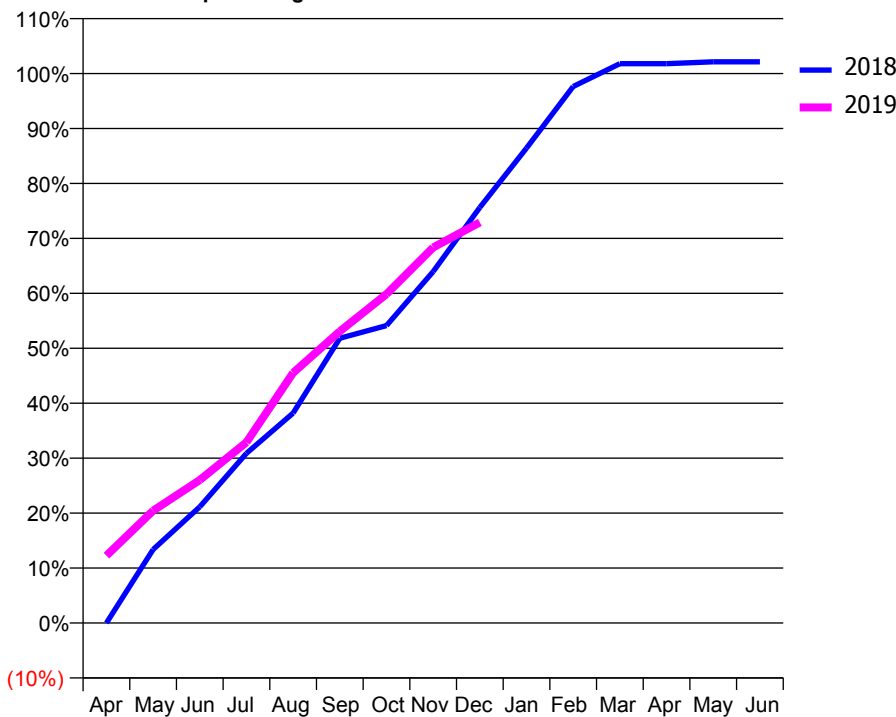
ACCESS*

Patients seen in 24 months	Total	Change since previous quarter
Quarter ending December 2017	371	
Quarter ending March 2018	368	→
Quarter ending June 2018	368	→
Quarter ending September 2018	380	↑
Quarter ending December 2018	378	→
Variance since December 2017	1.9%	→



ACTIVITY

Cumulative percentage of contracted UDA delivered 2018 & 2019



Month	Adjusted Scheduled Activity (UDA)	
	2018	2019
April	0	107
May	117	179
June	185	228
July	270	288
August	334	398
September	453	464
October	474	524
November	560	598
December	662	638
January	756	
February	854	
March	891	
April	891	
May	894	
June	894	

QUALITY

	Quantity	Base Number	Contract	AT	Region	England
% of FP17s for the same patient ID Re-attending within 3 months - Children	39	445	8.8%	12.2%	12.3%	11.8%
% of FP17s for the same patient ID Re-attending within 3 months - Adults	8	69	11.6%	16.0%	15.8%	15.6%
% of FP17s for the same patient ID Re-attending between 3 & 9 months - Children	326	445	73.3%	58.0%	60.1%	58.8%
% of FP17s for the same patient ID Re-attending between 3 & 9 months - Adults	43	69	62.3%	51.3%	53.3%	51.0%
% of FP17s for Band 1 Urgent Courses	10	512	2.0%	10.1%	9.0%	9.0%
% of FP17s Relating to Free Repair or Replacements	0	512	0.0%	0.8%	1.0%	0.8%
% of FP17s Relating to Continuations	0	512	0.0%	0.9%	1.0%	0.9%
% of Patients satisfied with the dentistry they have received	0	0	N/A	95.3%	93.8%	93.2%
% of Patients satisfied with the time they had to wait for an appointment	0	0	N/A	89.3%	89.4%	88.3%

* This is based on patients treated on this contract for their most recent course of treatment. Figures in italics indicate the base number of FP17s or Patient Questionnaire responses are less than 100. N/A is shown where the base number of responses is less than 10 during the period. % is calculated as Quantity/Base number*100

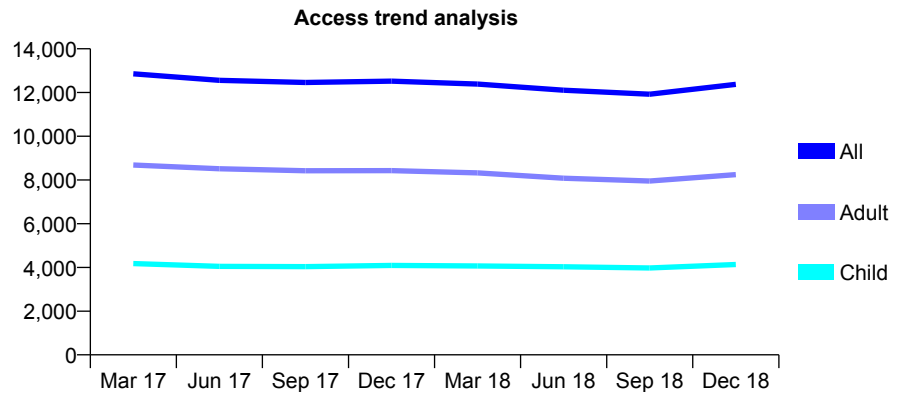
Q46 - Vital Signs At a Glance Contract Report for 141941/0001 - December 2018

Name or company name	Highfield Dental Practice Ltd
Contract type name	GDS Contract
Purpose of contract	General
Contract start date	01/04/2011
Contract end date	

18/19 Contracted general activity (UDA)	36,596
Carry forward general activity (UDA)	-166
18/19 Contracted orthodontic activity (UOA)	0
Carry forward orthodontic activity (UOA)	0
Baseline contract value	£1,025,134.28

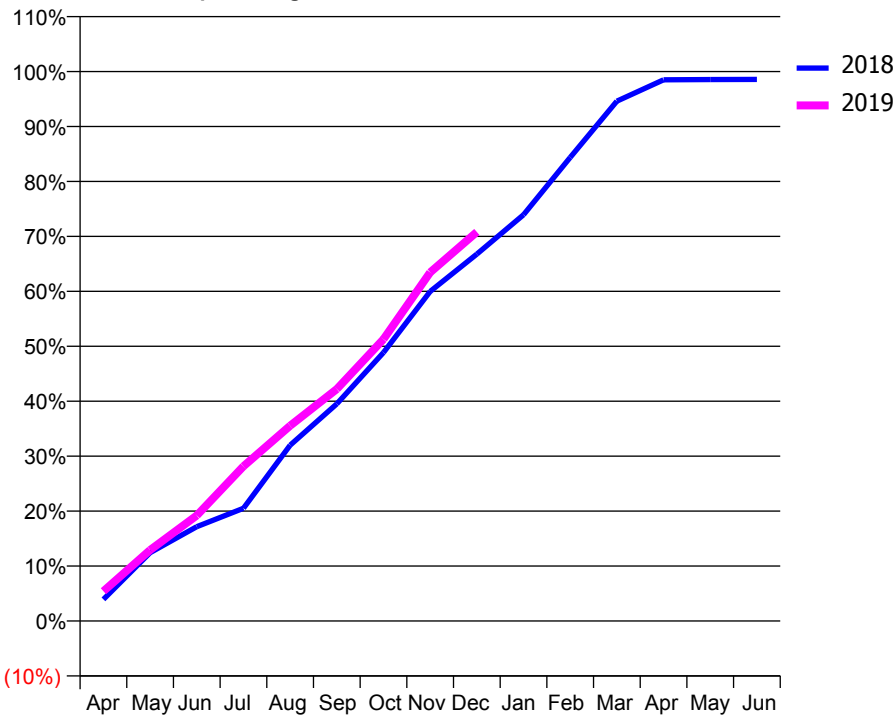
ACCESS*

Patients seen in 24 months	Total	Change since previous quarter
Quarter ending December 2017	12,519	
Quarter ending March 2018	12,384	↓
Quarter ending June 2018	12,108	↓
Quarter ending September 2018	11,923	↓
Quarter ending December 2018	12,372	↑
Variance since December 2017	(1.2%)	↓



ACTIVITY

Cumulative percentage of contracted UDA delivered 2018 & 2019



Month	Adjusted Scheduled Activity (UDA)	
	2018	2019
April	1,446	1,987
May	4,555	4,733
June	6,287	7,031
July	7,507	10,308
August	11,706	13,008
September	14,462	15,447
October	17,879	18,773
November	21,944	23,223
December	24,437	25,905
January	27,056	
February	30,870	
March	34,624	
April	36,039	
May	36,061	
June	36,068	

QUALITY

	Quantity	Base Number	Contract	AT	Region	England
% of FP17s for the same patient ID Re-attending within 3 months - Children	491	5,015	9.8%	12.2%	12.3%	11.8%
% of FP17s for the same patient ID Re-attending within 3 months - Adults	1,416	9,815	14.4%	16.0%	15.8%	15.6%
% of FP17s for the same patient ID Re-attending between 3 & 9 months - Children	3,187	5,015	63.5%	58.0%	60.1%	58.8%
% of FP17s for the same patient ID Re-attending between 3 & 9 months - Adults	6,409	9,815	65.3%	51.3%	53.3%	51.0%
% of FP17s for Band 1 Urgent Courses	857	13,784	6.2%	10.1%	9.0%	9.0%
% of FP17s Relating to Free Repair or Replacements	182	13,784	1.3%	0.8%	1.0%	0.8%
% of FP17s Relating to Continuations	86	13,784	0.6%	0.9%	1.0%	0.9%
% of Patients satisfied with the dentistry they have received	0	0	N/A	95.3%	93.8%	93.2%
% of Patients satisfied with the time they had to wait for an appointment	0	0	N/A	89.3%	89.4%	88.3%

* This is based on patients treated on this contract for their most recent course of treatment. Figures in italics indicate the base number of FP17s or Patient Questionnaire responses are less than 100. N/A is shown where the base number of responses is less than 10 during the period. % is calculated as Quantity/Base number*100

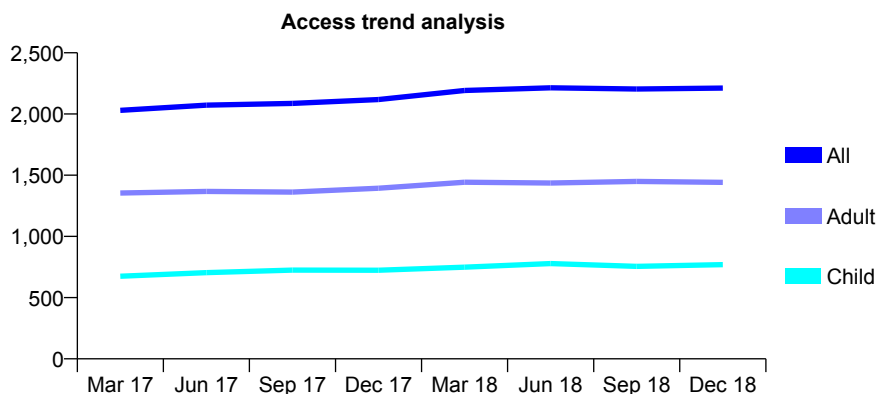
Q46 - Vital Signs At a Glance Contract Report for 145181/0001 - December 2018

Name or company name	MR MO MALIK
Contract type name	GDS Contract
Purpose of contract	General
Contract start date	01/01/2013
Contract end date	

18/19 Contracted general activity (UDA)	6,345
Carry forward general activity (UDA)	-112
18/19 Contracted orthodontic activity (UOA)	0
Carry forward orthodontic activity (UOA)	0
Baseline contract value	£161,308.76

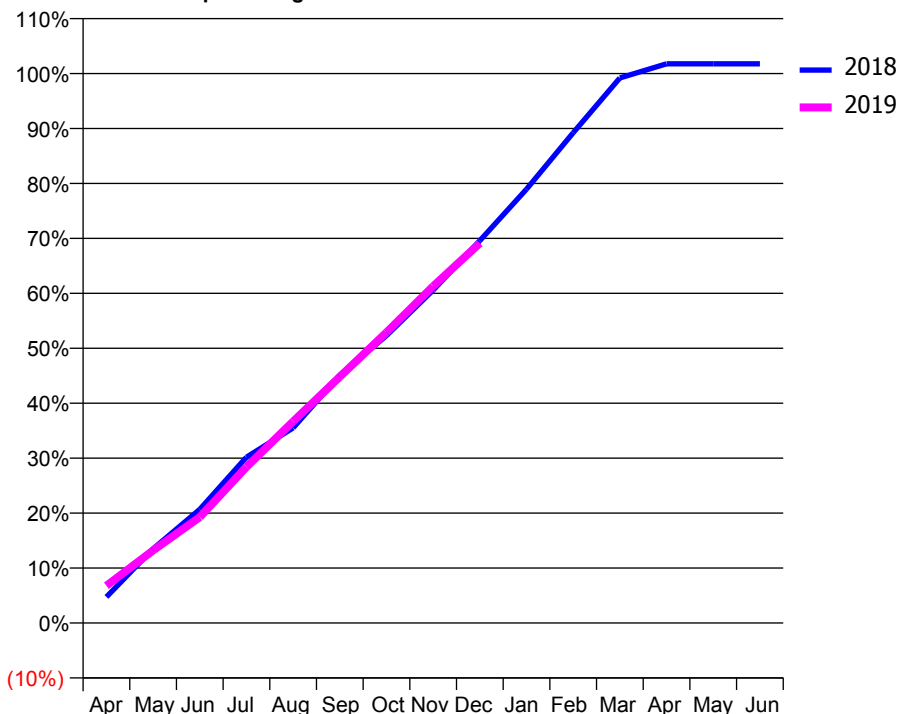
ACCESS*

Patients seen in 24 months	Total	Change since previous quarter
Quarter ending December 2017	2,118	
Quarter ending March 2018	2,192	↑
Quarter ending June 2018	2,214	→
Quarter ending September 2018	2,204	→
Quarter ending December 2018	2,212	→
Variance since December 2017	4.4%	↑



ACTIVITY

Cumulative percentage of contracted UDA delivered 2018 & 2019



Month	Adjusted Scheduled Activity (UDA)	
	2018	2019
April	301	430
May	857	838
June	1,313	1,223
July	1,915	1,802
August	2,254	2,328
September	2,862	2,843
October	3,319	3,356
November	3,844	3,889
December	4,415	4,386
January	5,009	
February	5,662	
March	6,294	
April	6,457	
May	6,457	
June	6,457	

QUALITY

	Quantity	Base Number	Contract	AT	Region	England
% of FP17s for the same patient ID Re-attending within 3 months - Children	25	592	4.2%	12.2%	12.3%	11.8%
% of FP17s for the same patient ID Re-attending within 3 months - Adults	101	972	10.4%	16.0%	15.8%	15.6%
% of FP17s for the same patient ID Re-attending between 3 & 9 months - Children	191	592	32.3%	58.0%	60.1%	58.8%
% of FP17s for the same patient ID Re-attending between 3 & 9 months - Adults	308	972	31.7%	51.3%	53.3%	51.0%
% of FP17s for Band 1 Urgent Courses	228	1,510	15.1%	10.1%	9.0%	9.0%
% of FP17s Relating to Free Repair or Replacements	0	1,510	0.0%	0.8%	1.0%	0.8%
% of FP17s Relating to Continuations	0	1,510	0.0%	0.9%	1.0%	0.9%
% of Patients satisfied with the dentistry they have received	2	2	N/A	95.3%	93.8%	93.2%
% of Patients satisfied with the time they had to wait for an appointment	1	2	N/A	89.3%	89.4%	88.3%

* This is based on patients treated on this contract for their most recent course of treatment. Figures in italics indicate the base number of FP17s or Patient Questionnaire responses are less than 100. N/A is shown where the base number of responses is less than 10 during the period. % is calculated as Quantity/Base number*100

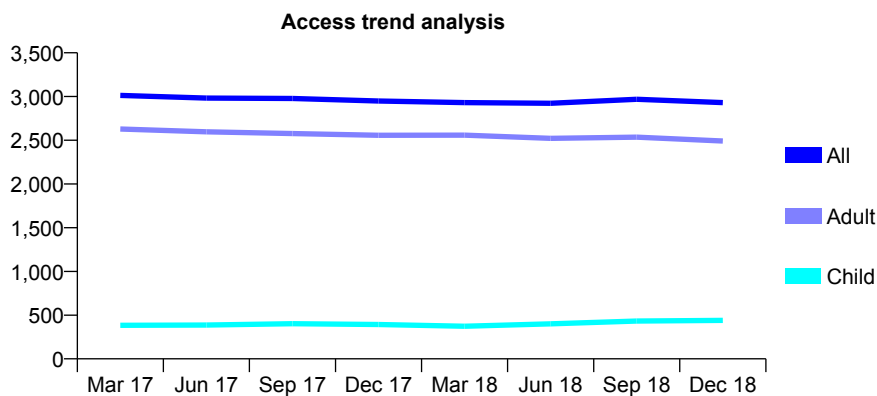
Q46 - Vital Signs At a Glance Contract Report for 145424/0001 - December 2018

Name or company name	Goose Green Dental Practice
Contract type name	GDS Contract
Purpose of contract	General
Contract start date	24/07/2013
Contract end date	

18/19 Contracted general activity (UDA)	8,214
Carry forward general activity (UDA)	-115
18/19 Contracted orthodontic activity (UOA)	0
Carry forward orthodontic activity (UOA)	0
Baseline contract value	£206,511.03

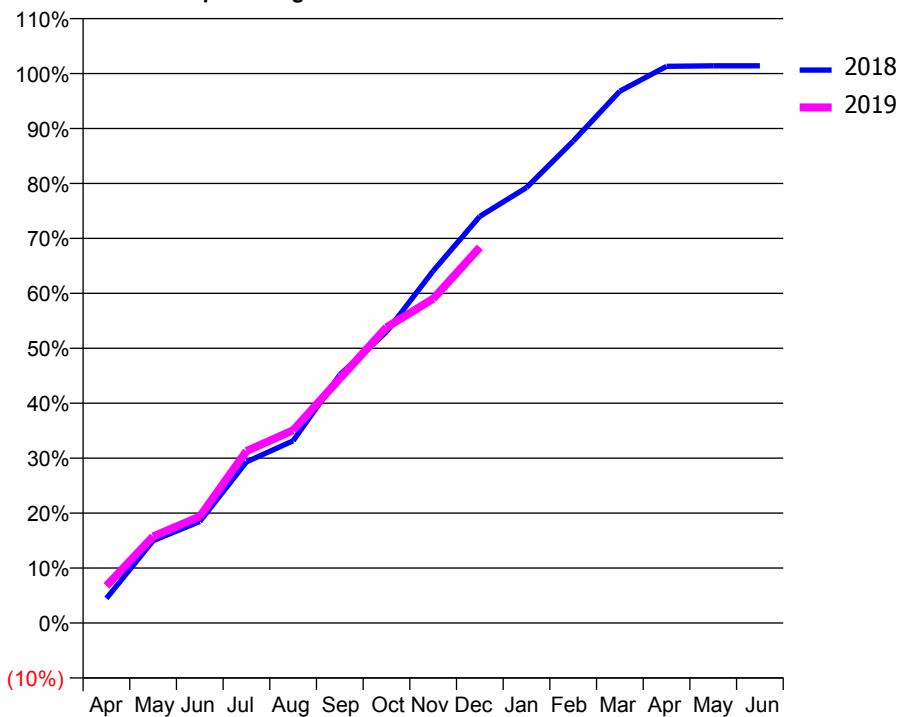
ACCESS*

Patients seen in 24 months	Total	Change since previous quarter
Quarter ending December 2017	2,949	
Quarter ending March 2018	2,931	→
Quarter ending June 2018	2,923	→
Quarter ending September 2018	2,969	→
Quarter ending December 2018	2,931	↓
Variance since December 2017	(0.6%)	→



ACTIVITY

Cumulative percentage of contracted UDA delivered 2018 & 2019



Month	Adjusted Scheduled Activity (UDA)	
	2018	2019
April	368	555
May	1,231	1,295
June	1,518	1,591
July	2,408	2,571
August	2,724	2,882
September	3,711	3,654
October	4,352	4,419
November	5,264	4,846
December	6,079	5,615
January	6,510	
February	7,203	
March	7,951	
April	8,321	
May	8,329	
June	8,329	

QUALITY

	Quantity	Base Number	Contract	AT	Region	England
% of FP17s for the same patient ID Re-attending within 3 months - Children	9	447	2.0%	12.2%	12.3%	11.8%
% of FP17s for the same patient ID Re-attending within 3 months - Adults	341	2,849	12.0%	16.0%	15.8%	15.6%
% of FP17s for the same patient ID Re-attending between 3 & 9 months - Children	201	447	45.0%	58.0%	60.1%	58.8%
% of FP17s for the same patient ID Re-attending between 3 & 9 months - Adults	1,695	2,849	59.5%	51.3%	53.3%	51.0%
% of FP17s for Band 1 Urgent Courses	270	3,095	8.7%	10.1%	9.0%	9.0%
% of FP17s Relating to Free Repair or Replacements	64	3,095	2.1%	0.8%	1.0%	0.8%
% of FP17s Relating to Continuations	3	3,095	0.1%	0.9%	1.0%	0.9%
% of Patients satisfied with the dentistry they have received	2	2	N/A	95.3%	93.8%	93.2%
% of Patients satisfied with the time they had to wait for an appointment	2	2	N/A	89.3%	89.4%	88.3%

* This is based on patients treated on this contract for their most recent course of treatment. Figures in italics indicate the base number of FP17s or Patient Questionnaire responses are less than 100. N/A is shown where the base number of responses is less than 10 during the period. % is calculated as Quantity/Base number*100

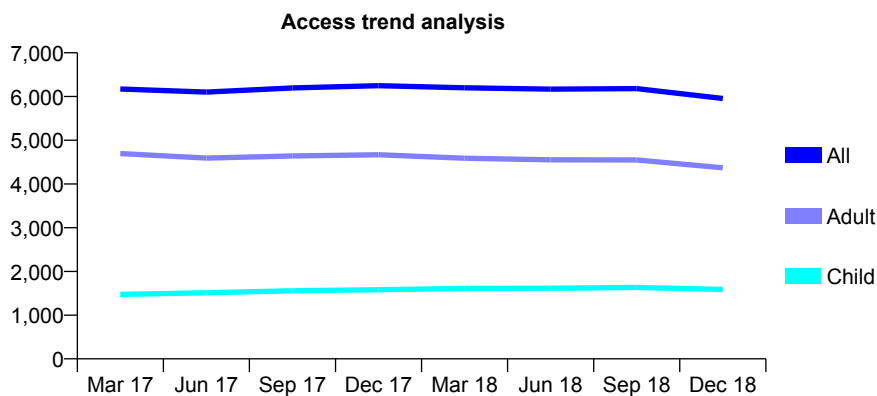
Q46 - Vital Signs At a Glance Contract Report for 146250/0001 - December 2018

Name or company name	MR MOHAMMED AL-HIMDANI
Contract type name	GDS Contract
Purpose of contract	General
Contract start date	01/10/2009
Contract end date	

18/19 Contracted general activity (UDA)	15,065
Carry forward general activity (UDA)	-232
18/19 Contracted orthodontic activity (UOA)	0
Carry forward orthodontic activity (UOA)	0
Baseline contract value	£479,815.78

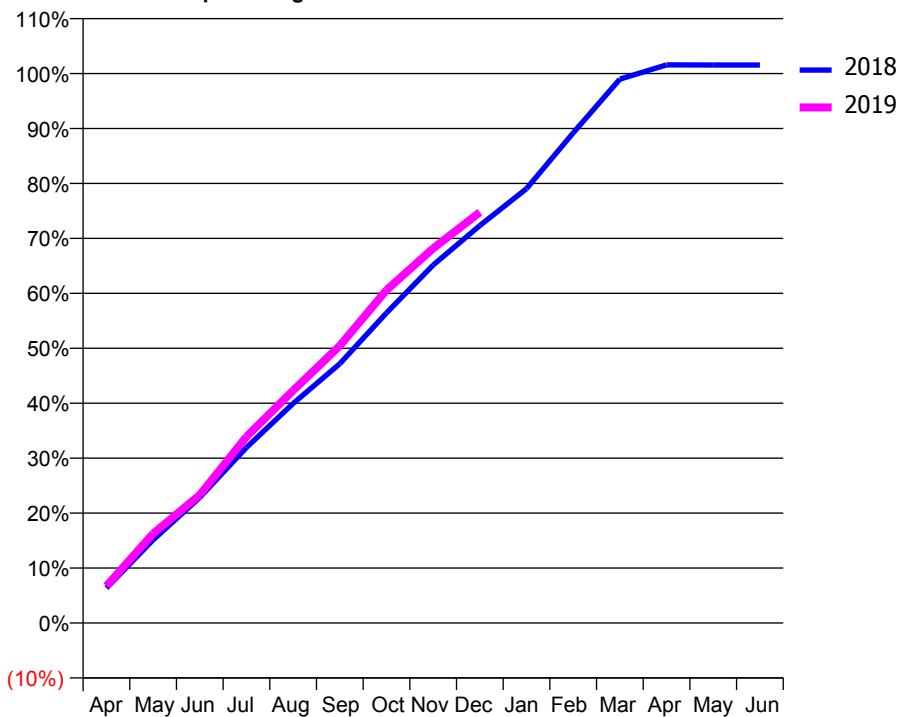
ACCESS*

Patients seen in 24 months	Total	Change since previous quarter
Quarter ending December 2017	6,247	
Quarter ending March 2018	6,200	→
Quarter ending June 2018	6,169	→
Quarter ending September 2018	6,182	→
Quarter ending December 2018	5,955	↓
Variance since December 2017	(4.7%)	↓



ACTIVITY

Cumulative percentage of contracted UDA delivered 2018 & 2019



Month	Adjusted Scheduled Activity (UDA)	
	2018	2019
April	959	1,014
May	2,278	2,451
June	3,441	3,512
July	4,813	5,110
August	6,018	6,373
September	7,110	7,602
October	8,503	9,127
November	9,814	10,271
December	10,896	11,263
January	11,909	
February	13,438	
March	14,909	
April	15,300	
May	15,297	
June	15,297	

QUALITY

	Quantity	Base Number	Contract	AT	Region	England
% of FP17s for the same patient ID Re-attending within 3 months - Children	110	1,558	7.1%	12.2%	12.3%	11.8%
% of FP17s for the same patient ID Re-attending within 3 months - Adults	541	3,704	14.6%	16.0%	15.8%	15.6%
% of FP17s for the same patient ID Re-attending between 3 & 9 months - Children	791	1,558	50.8%	58.0%	60.1%	58.8%
% of FP17s for the same patient ID Re-attending between 3 & 9 months - Adults	1,215	3,704	32.8%	51.3%	53.3%	51.0%
% of FP17s for Band 1 Urgent Courses	649	5,070	12.8%	10.1%	9.0%	9.0%
% of FP17s Relating to Free Repair or Replacements	32	5,070	0.6%	0.8%	1.0%	0.8%
% of FP17s Relating to Continuations	90	5,070	1.8%	0.9%	1.0%	0.9%
% of Patients satisfied with the dentistry they have received	2	2	N/A	95.3%	93.8%	93.2%
% of Patients satisfied with the time they had to wait for an appointment	2	2	N/A	89.3%	89.4%	88.3%

* This is based on patients treated on this contract for their most recent course of treatment. Figures in italics indicate the base number of FP17s or Patient Questionnaire responses are less than 100. N/A is shown where the base number of responses is less than 10 during the period. % is calculated as Quantity/Base number*100

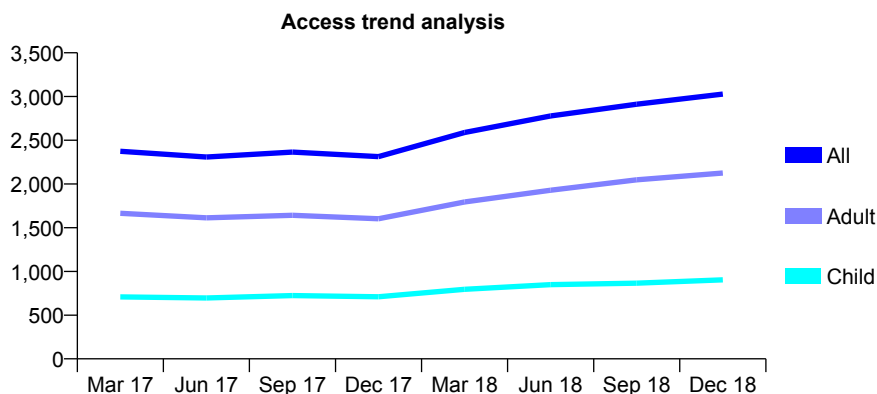
Q46 - Vital Signs At a Glance Contract Report for 148431/0001 - December 2018

Name or company name	Park House Lees
Contract type name	GDS Contract
Purpose of contract	General
Contract start date	01/04/2013
Contract end date	

18/19 Contracted general activity (UDA)	11,410
Carry forward general activity (UDA)	63
18/19 Contracted orthodontic activity (UOA)	0
Carry forward orthodontic activity (UOA)	0
Baseline contract value	£332,000.39

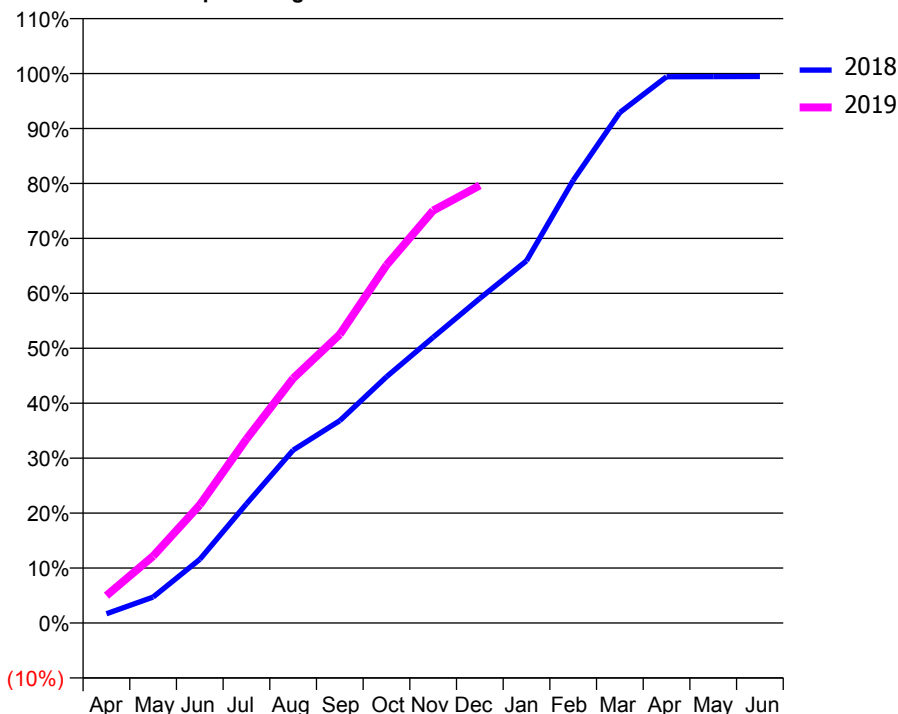
ACCESS*

Patients seen in 24 months	Total	Change since previous quarter
Quarter ending December 2017	2,312	
Quarter ending March 2018	2,589	↑
Quarter ending June 2018	2,778	↑
Quarter ending September 2018	2,912	↑
Quarter ending December 2018	3,028	↑
Variance since December 2017	31.0%	↑



ACTIVITY

Cumulative percentage of contracted UDA delivered 2018 & 2019



Month	Adjusted Scheduled Activity (UDA)	
	2018	2019
April	193	570
May	539	1,389
June	1,321	2,453
July	2,473	3,820
August	3,591	5,078
September	4,202	5,994
October	5,111	7,431
November	5,933	8,565
December	6,740	9,087
January	7,521	
February	9,192	
March	10,599	
April	11,343	
May	11,344	
June	11,347	

QUALITY

	Quantity	Base Number	Contract	AT	Region	England
% of FP17s for the same patient ID Re-attending within 3 months - Children	101	1,152	8.8%	12.2%	12.3%	11.8%
% of FP17s for the same patient ID Re-attending within 3 months - Adults	311	2,065	15.1%	16.0%	15.8%	15.6%
% of FP17s for the same patient ID Re-attending between 3 & 9 months - Children	644	1,152	55.9%	58.0%	60.1%	58.8%
% of FP17s for the same patient ID Re-attending between 3 & 9 months - Adults	840	2,065	40.7%	51.3%	53.3%	51.0%
% of FP17s for Band 1 Urgent Courses	193	3,019	6.4%	10.1%	9.0%	9.0%
% of FP17s Relating to Free Repair or Replacements	6	3,019	0.2%	0.8%	1.0%	0.8%
% of FP17s Relating to Continuations	60	3,019	2.0%	0.9%	1.0%	0.9%
% of Patients satisfied with the dentistry they have received	2	3	N/A	95.3%	93.8%	93.2%
% of Patients satisfied with the time they had to wait for an appointment	1	3	N/A	89.3%	89.4%	88.3%

* This is based on patients treated on this contract for their most recent course of treatment. Figures in italics indicate the base number of FP17s or Patient Questionnaire responses are less than 100. N/A is shown where the base number of responses is less than 10 during the period. % is calculated as Quantity/Base number*100

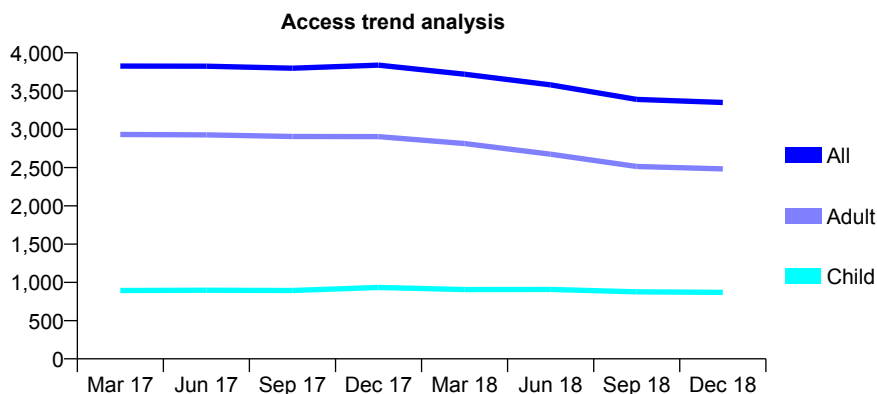
Q46 - Vital Signs At a Glance Contract Report for 149357/0001 - December 2018

Name or company name	DHS Dental Practices Limited
Contract type name	GDS Contract
Purpose of contract	General
Contract start date	01/11/2010
Contract end date	

18/19 Contracted general activity (UDA)	10,000
Carry forward general activity (UDA)	285
18/19 Contracted orthodontic activity (UOA)	0
Carry forward orthodontic activity (UOA)	0
Baseline contract value	£306,068.59

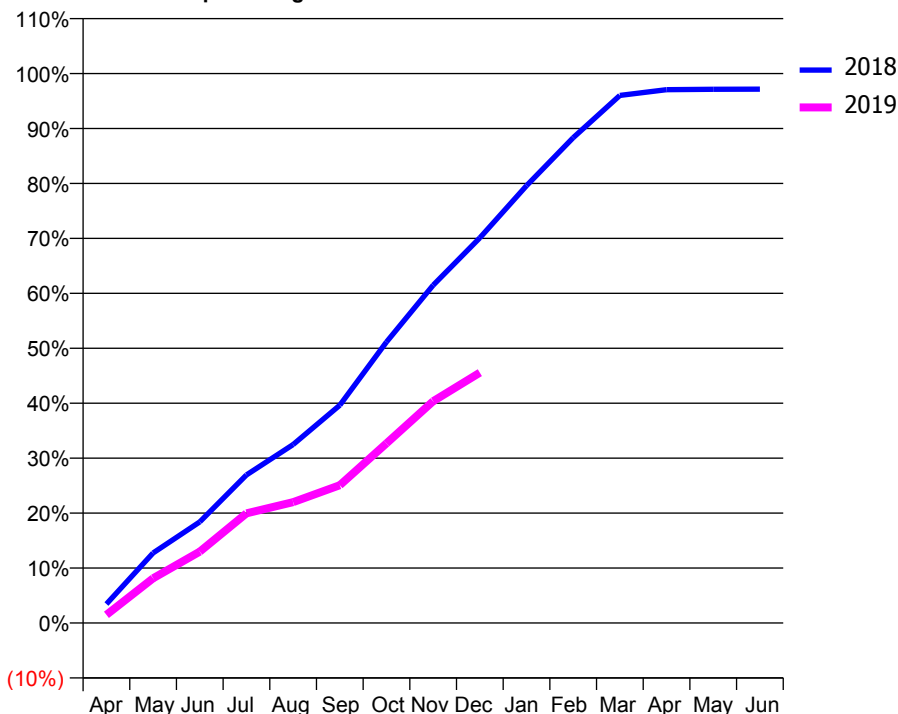
ACCESS*

Patients seen in 24 months	Total	Change since previous quarter
Quarter ending December 2017	3,838	
Quarter ending March 2018	3,720	↓
Quarter ending June 2018	3,581	↓
Quarter ending September 2018	3,391	↓
Quarter ending December 2018	3,351	↓
Variance since December 2017	(12.7%)	↓



ACTIVITY

Cumulative percentage of contracted UDA delivered 2018 & 2019



Month	Adjusted Scheduled Activity (UDA)	
	2018	2019
April	347	148
May	1,276	813
June	1,840	1,299
July	2,695	1,995
August	3,249	2,201
September	3,965	2,508
October	5,114	3,269
November	6,149	4,036
December	7,009	4,556
January	7,959	
February	8,832	
March	9,601	
April	9,706	
May	9,713	
June	9,715	

QUALITY

	Quantity	Base Number	Contract	AT	Region	England
% of FP17s for the same patient ID Re-attending within 3 months - Children	21	704	3.0%	12.2%	12.3%	11.8%
% of FP17s for the same patient ID Re-attending within 3 months - Adults	235	2,016	11.7%	16.0%	15.8%	15.6%
% of FP17s for the same patient ID Re-attending between 3 & 9 months - Children	398	704	56.5%	58.0%	60.1%	58.8%
% of FP17s for the same patient ID Re-attending between 3 & 9 months - Adults	991	2,016	49.2%	51.3%	53.3%	51.0%
% of FP17s for Band 1 Urgent Courses	232	2,666	8.7%	10.1%	9.0%	9.0%
% of FP17s Relating to Free Repair or Replacements	16	2,666	0.6%	0.8%	1.0%	0.8%
% of FP17s Relating to Continuations	31	2,666	1.2%	0.9%	1.0%	0.9%
% of Patients satisfied with the dentistry they have received	2	2	N/A	95.3%	93.8%	93.2%
% of Patients satisfied with the time they had to wait for an appointment	2	2	N/A	89.3%	89.4%	88.3%

* This is based on patients treated on this contract for their most recent course of treatment. Figures in italics indicate the base number of FP17s or Patient Questionnaire responses are less than 100. N/A is shown where the base number of responses is less than 10 during the period. % is calculated as Quantity/Base number*100

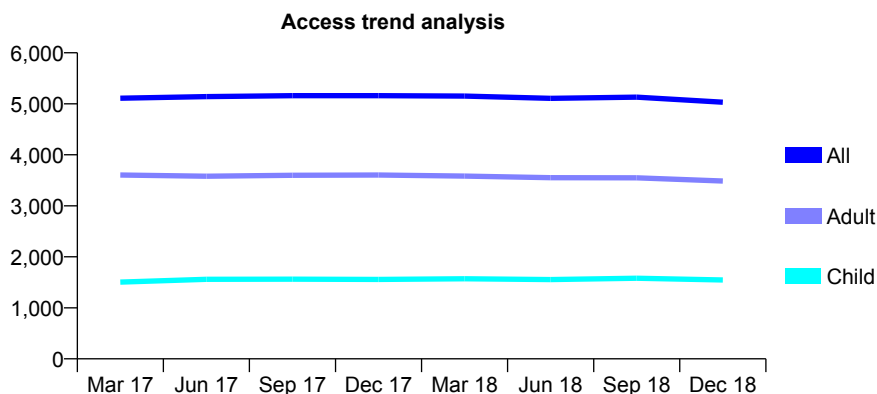
Q46 - Vital Signs At a Glance Contract Report for 149780/0001 - December 2018

Name or company name	Church Lane Dental Practice
Contract type name	Pilot Contract
Purpose of contract	General
Contract start date	01/12/2011
Contract end date	

18/19 Contracted general activity (UDA)	18,225
Carry forward general activity (UDA)	0
18/19 Contracted orthodontic activity (UOA)	0
Carry forward orthodontic activity (UOA)	0
Baseline contract value	£590,268.54

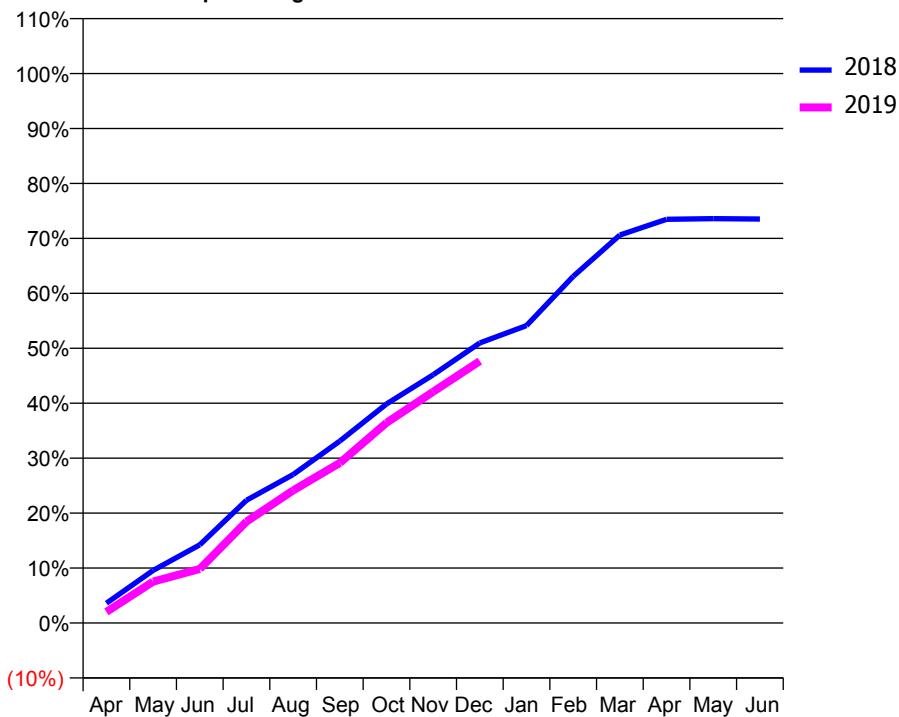
ACCESS*

Patients seen in 24 months	Total	Change since previous quarter
Quarter ending December 2017	5,160	
Quarter ending March 2018	5,151	→
Quarter ending June 2018	5,106	→
Quarter ending September 2018	5,131	→
Quarter ending December 2018	5,032	↓
Variance since December 2017	(2.5%)	↓



ACTIVITY

Cumulative percentage of contracted UDA delivered 2018 & 2019



Month	Adjusted Scheduled Activity (UDA)	
	2018	2019
April	657	368
May	1,743	1,373
June	2,595	1,795
July	4,070	3,363
August	4,925	4,399
September	6,035	5,308
October	7,265	6,641
November	8,232	7,672
December	9,291	8,690
January	9,867	
February	11,498	
March	12,869	
April	13,391	
May	13,410	
June	13,398	

QUALITY

	Quantity	Base Number	Contract	AT	Region	England
% of FP17s for the same patient ID Re-attending within 3 months - Children	54	1,184	4.6%	12.2%	12.3%	11.8%
% of FP17s for the same patient ID Re-attending within 3 months - Adults	232	2,476	9.4%	16.0%	15.8%	15.6%
% of FP17s for the same patient ID Re-attending between 3 & 9 months - Children	521	1,184	44.0%	58.0%	60.1%	58.8%
% of FP17s for the same patient ID Re-attending between 3 & 9 months - Adults	846	2,476	34.2%	51.3%	53.3%	51.0%
% of FP17s for Band 1 Urgent Courses	59	3,431	1.7%	10.1%	9.0%	9.0%
% of FP17s Relating to Free Repair or Replacements	21	3,431	0.6%	0.8%	1.0%	0.8%
% of FP17s Relating to Continuations	52	3,431	1.5%	0.9%	1.0%	0.9%
% of Patients satisfied with the dentistry they have received	0	0	N/A	95.3%	93.8%	93.2%
% of Patients satisfied with the time they had to wait for an appointment	0	0	N/A	89.3%	89.4%	88.3%

* This is based on patients treated on this contract for their most recent course of treatment. Figures in italics indicate the base number of FP17s or Patient Questionnaire responses are less than 100. N/A is shown where the base number of responses is less than 10 during the period. % is calculated as Quantity/Base number*100

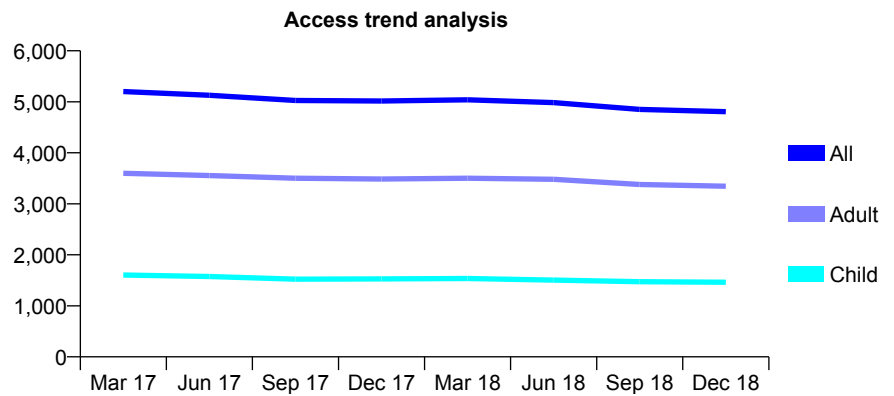
Q46 - Vital Signs At a Glance Contract Report for 150177/0001 - December 2018

Name or company name	G & L Askins Ltd
Contract type name	GDS Contract
Purpose of contract	General
Contract start date	06/12/2010
Contract end date	

18/19 Contracted general activity (UDA)	16,498
Carry forward general activity (UDA)	452
18/19 Contracted orthodontic activity (UOA)	0
Carry forward orthodontic activity (UOA)	0
Baseline contract value	£416,791.89

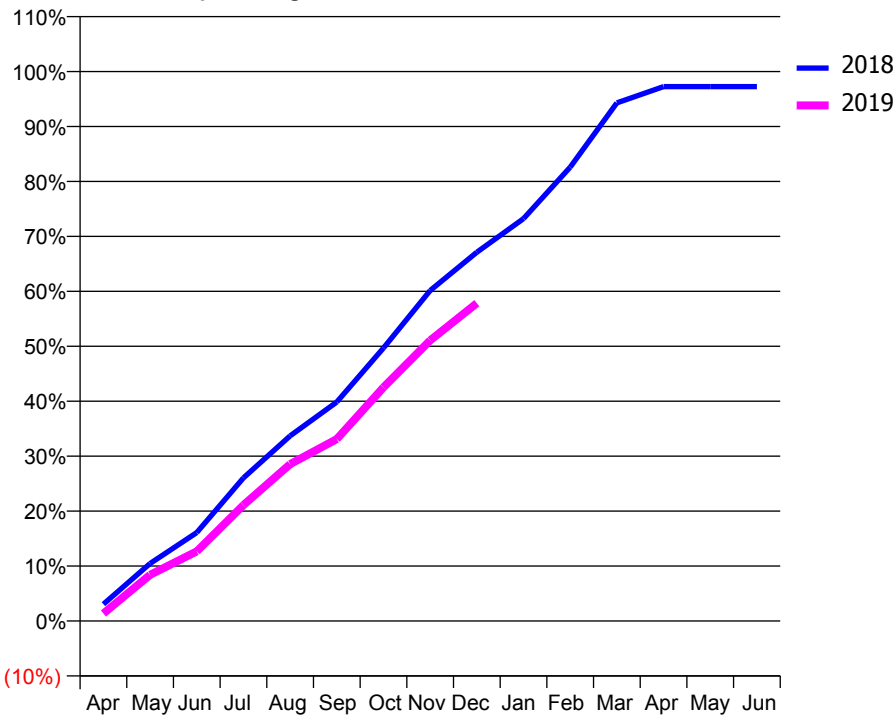
ACCESS*

Patients seen in 24 months	Total	Change since previous quarter
Quarter ending December 2017	5,015	
Quarter ending March 2018	5,039	→
Quarter ending June 2018	4,985	↓
Quarter ending September 2018	4,852	↓
Quarter ending December 2018	4,806	→
Variance since December 2017	(4.2%)	↓



ACTIVITY

Cumulative percentage of contracted UDA delivered 2018 & 2019



Month	Adjusted Scheduled Activity (UDA)	
	2018	2019
April	506	227
May	1,727	1,389
June	2,655	2,092
July	4,296	3,483
August	5,557	4,711
September	6,577	5,463
October	8,197	7,015
November	9,922	8,424
December	11,072	9,543
January	12,080	
February	13,626	
March	15,557	
April	16,046	
May	16,043	
June	16,046	

QUALITY

	Quantity	Base Number	Contract	AT	Region	England
% of FP17s for the same patient ID Re-attending within 3 months - Children	134	1,592	8.4%	12.2%	12.3%	11.8%
% of FP17s for the same patient ID Re-attending within 3 months - Adults	631	3,659	17.2%	16.0%	15.8%	15.6%
% of FP17s for the same patient ID Re-attending between 3 & 9 months - Children	1,038	1,592	65.2%	58.0%	60.1%	58.8%
% of FP17s for the same patient ID Re-attending between 3 & 9 months - Adults	2,091	3,659	57.1%	51.3%	53.3%	51.0%
% of FP17s for Band 1 Urgent Courses	327	5,000	6.5%	10.1%	9.0%	9.0%
% of FP17s Relating to Free Repair or Replacements	48	5,000	1.0%	0.8%	1.0%	0.8%
% of FP17s Relating to Continuations	49	5,000	1.0%	0.9%	1.0%	0.9%
% of Patients satisfied with the dentistry they have received	2	2	N/A	95.3%	93.8%	93.2%
% of Patients satisfied with the time they had to wait for an appointment	2	2	N/A	89.3%	89.4%	88.3%

* This is based on patients treated on this contract for their most recent course of treatment. Figures in italics indicate the base number of FP17s or Patient Questionnaire responses are less than 100. N/A is shown where the base number of responses is less than 10 during the period. % is calculated as Quantity/Base number*100

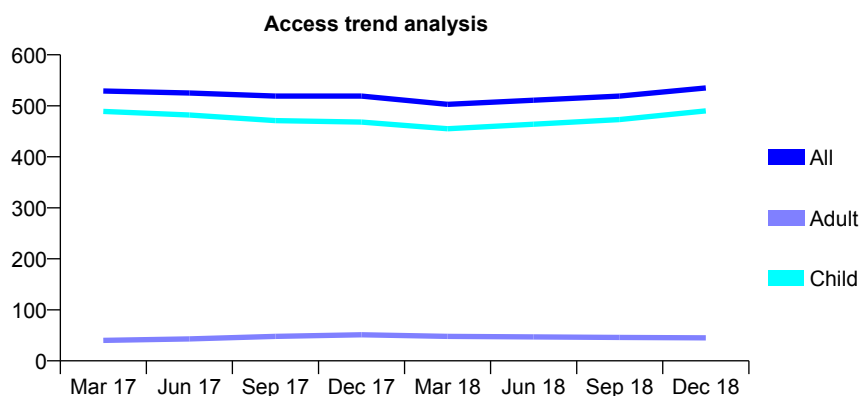
Q46 - Vital Signs At a Glance Contract Report for 150657/0001 - December 2018

Name or company name	Harwood Dental Care
Contract type name	GDS Contract
Purpose of contract	General
Contract start date	01/09/2013
Contract end date	

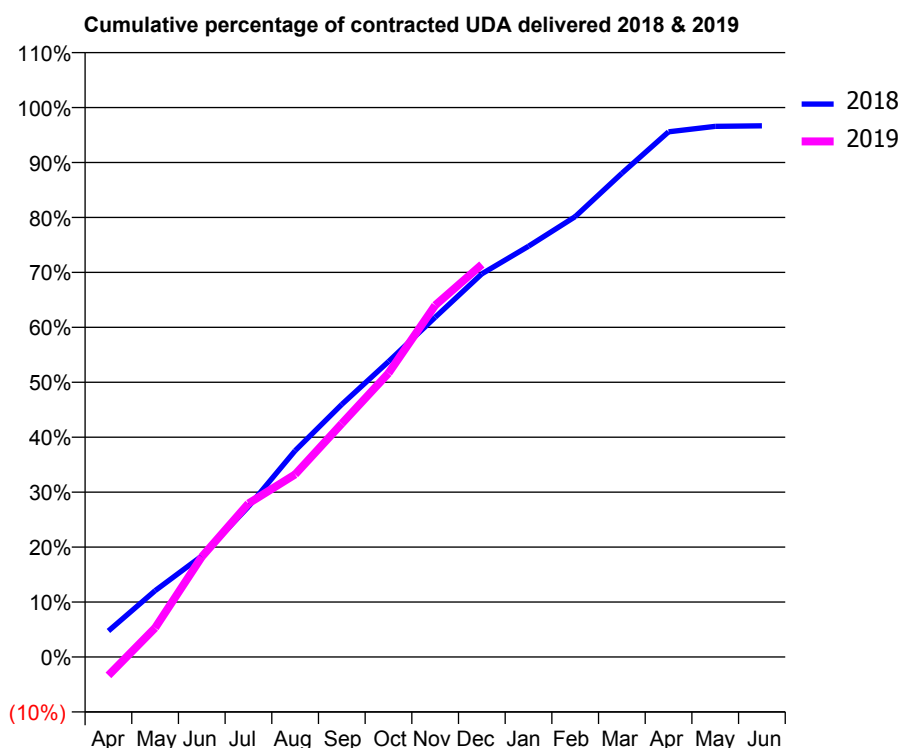
18/19 Contracted general activity (UDA)	1,100
Carry forward general activity (UDA)	37
18/19 Contracted orthodontic activity (UOA)	0
Carry forward orthodontic activity (UOA)	0
Baseline contract value	£20,512.15

ACCESS*

Patients seen in 24 months	Total	Change since previous quarter
Quarter ending December 2017	519	
Quarter ending March 2018	503	↓
Quarter ending June 2018	511	→
Quarter ending September 2018	519	→
Quarter ending December 2018	535	↑
Variance since December 2017	3.1%	↑



ACTIVITY



Adjusted Scheduled Activity (UDA)		
Month	2018	2019
April	52	-37
May	133	58
June	202	201
July	301	307
August	413	366
September	506	467
October	591	568
November	680	704
December	767	786
January	822	
February	882	
March	968	
April	1,051	
May	1,062	
June	1,063	

QUALITY

	Quantity	Base Number	Contract	AT	Region	England
% of FP17s for the same patient ID Re-attending within 3 months - Children	56	736	7.6%	12.2%	12.3%	11.8%
% of FP17s for the same patient ID Re-attending within 3 months - Adults	2	19	<i>10.5%</i>	16.0%	15.8%	15.6%
% of FP17s for the same patient ID Re-attending between 3 & 9 months - Children	497	736	67.5%	58.0%	60.1%	58.8%
% of FP17s for the same patient ID Re-attending between 3 & 9 months - Adults	12	19	63.2%	51.3%	53.3%	51.0%
% of FP17s for Band 1 Urgent Courses	33	678	4.9%	10.1%	9.0%	9.0%
% of FP17s Relating to Free Repair or Replacements	0	678	0.0%	0.8%	1.0%	0.8%
% of FP17s Relating to Continuations	0	678	0.0%	0.9%	1.0%	0.9%
% of Patients satisfied with the dentistry they have received	0	0	N/A	95.3%	93.8%	93.2%
% of Patients satisfied with the time they had to wait for an appointment	0	0	N/A	89.3%	89.4%	88.3%

* This is based on patients treated on this contract for their most recent course of treatment. Figures in italics indicate the base number of FP17s or Patient Questionnaire responses are less than 100. N/A is shown where the base number of responses is less than 10 during the period. % is calculated as Quantity/Base number*100

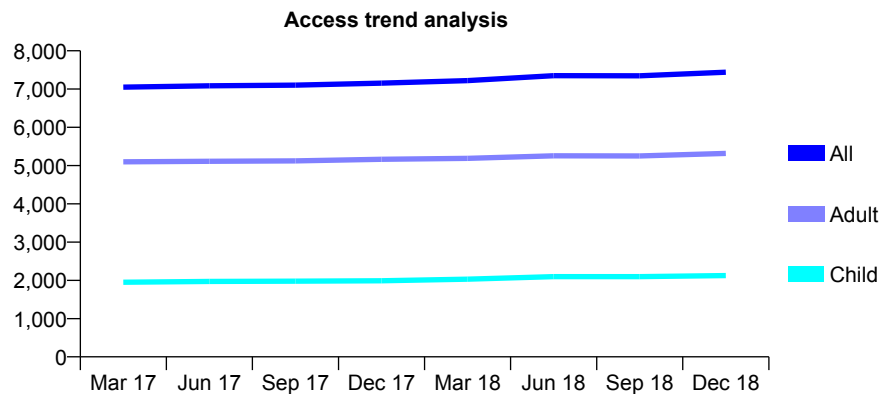
Q46 - Vital Signs At a Glance Contract Report for 151106/0001 - December 2018

Name or company name	Langley Dental Practice Ltd
Contract type name	GDS Contract
Purpose of contract	General
Contract start date	01/04/2008
Contract end date	

18/19 Contracted general activity (UDA)	20,092
Carry forward general activity (UDA)	287
18/19 Contracted orthodontic activity (UOA)	0
Carry forward orthodontic activity (UOA)	0
Baseline contract value	£580,360.13

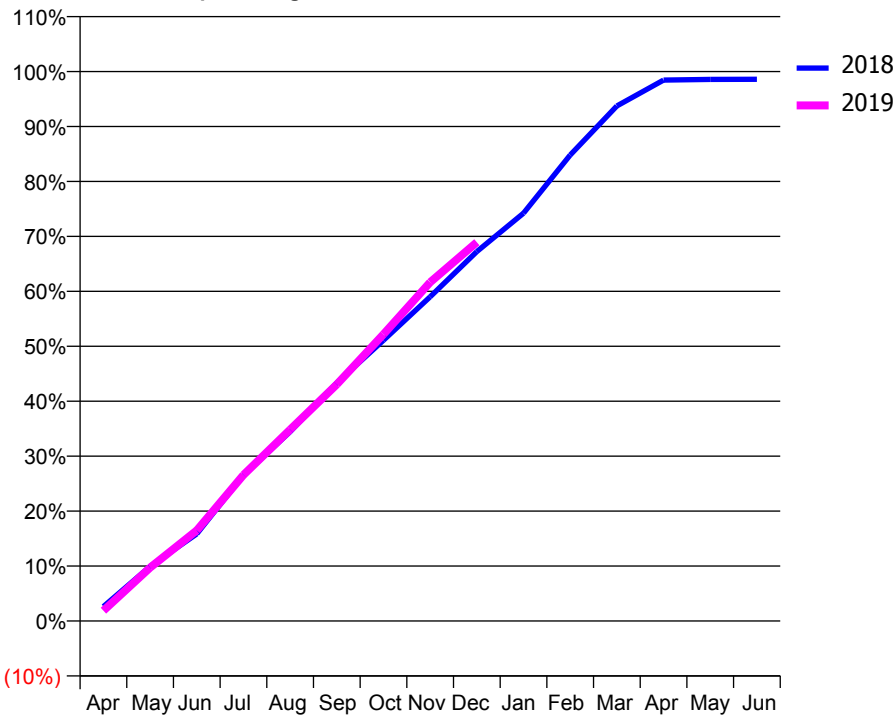
ACCESS*

Patients seen in 24 months	Total	Change since previous quarter
Quarter ending December 2017	7,153	
Quarter ending March 2018	7,220	→
Quarter ending June 2018	7,349	→
Quarter ending September 2018	7,347	→
Quarter ending December 2018	7,439	→
Variance since December 2017	4.0%	↑



ACTIVITY

Cumulative percentage of contracted UDA delivered 2018 & 2019



Month	Adjusted Scheduled Activity (UDA)	
	2018	2019
April	531	380
May	1,998	1,954
June	3,188	3,312
July	5,333	5,340
August	6,921	7,001
September	8,708	8,650
October	10,268	10,487
November	11,854	12,387
December	13,507	13,851
January	14,910	
February	17,040	
March	18,833	
April	19,776	
May	19,802	
June	19,805	

QUALITY

	Quantity	Base Number	Contract	AT	Region	England
% of FP17s for the same patient ID Re-attending within 3 months - Children	209	2,537	8.2%	12.2%	12.3%	11.8%
% of FP17s for the same patient ID Re-attending within 3 months - Adults	690	5,736	12.0%	16.0%	15.8%	15.6%
% of FP17s for the same patient ID Re-attending between 3 & 9 months - Children	1,624	2,537	64.0%	58.0%	60.1%	58.8%
% of FP17s for the same patient ID Re-attending between 3 & 9 months - Adults	3,442	5,736	60.0%	51.3%	53.3%	51.0%
% of FP17s for Band 1 Urgent Courses	452	7,239	6.2%	10.1%	9.0%	9.0%
% of FP17s Relating to Free Repair or Replacements	71	7,239	1.0%	0.8%	1.0%	0.8%
% of FP17s Relating to Continuations	54	7,239	0.7%	0.9%	1.0%	0.9%
% of Patients satisfied with the dentistry they have received	0	0	N/A	95.3%	93.8%	93.2%
% of Patients satisfied with the time they had to wait for an appointment	0	0	N/A	89.3%	89.4%	88.3%

* This is based on patients treated on this contract for their most recent course of treatment. Figures in italics indicate the base number of FP17s or Patient Questionnaire responses are less than 100. N/A is shown where the base number of responses is less than 10 during the period. % is calculated as Quantity/Base number*100

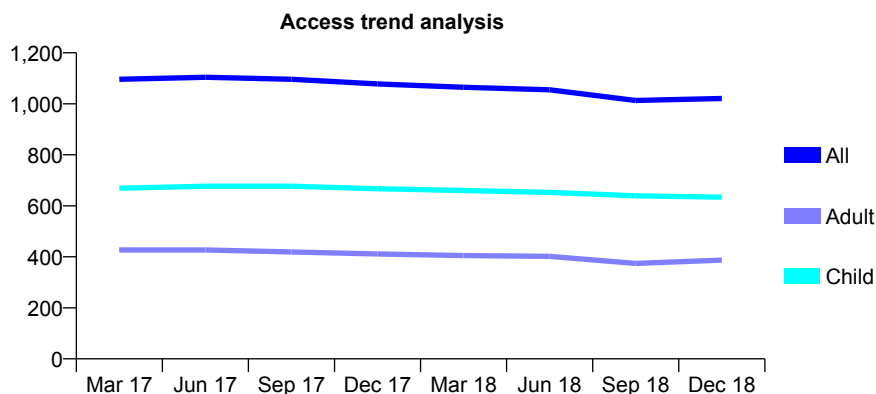
Q46 - Vital Signs At a Glance Contract Report for 151262/0001 - December 2018

Name or company name	The Cottage Dental Practice
Contract type name	GDS Contract
Purpose of contract	General
Contract start date	01/05/2014
Contract end date	

18/19 Contracted general activity (UDA)	3,000
Carry forward general activity (UDA)	0
18/19 Contracted orthodontic activity (UOA)	0
Carry forward orthodontic activity (UOA)	0
Baseline contract value	£76,320.00

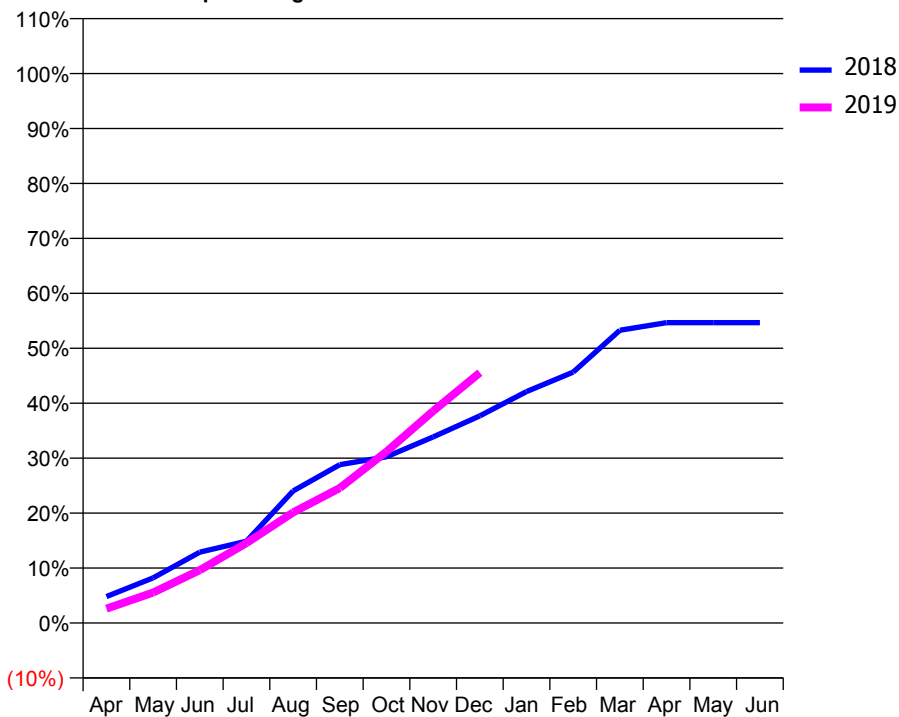
ACCESS*

Patients seen in 24 months	Total	Change since previous quarter
Quarter ending December 2017	1,078	
Quarter ending March 2018	1,065	↓
Quarter ending June 2018	1,055	→
Quarter ending September 2018	1,013	↓
Quarter ending December 2018	1,021	→
Variance since December 2017	(5.3%)	↓



ACTIVITY

Cumulative percentage of contracted UDA delivered 2018 & 2019



Month	Adjusted Scheduled Activity (UDA)	
	2018	2019
April	173	78
May	296	166
June	465	289
July	536	436
August	866	604
September	1,038	737
October	1,089	936
November	1,219	1,157
December	1,357	1,367
January	1,516	
February	1,644	
March	1,918	
April	1,968	
May	1,968	
June	1,968	

QUALITY

	Quantity	Base Number	Contract	AT	Region	England
% of FP17s for the same patient ID Re-attending within 3 months - Children	50	689	7.3%	12.2%	12.3%	11.8%
% of FP17s for the same patient ID Re-attending within 3 months - Adults	28	275	10.2%	16.0%	15.8%	15.6%
% of FP17s for the same patient ID Re-attending between 3 & 9 months - Children	365	689	53.0%	58.0%	60.1%	58.8%
% of FP17s for the same patient ID Re-attending between 3 & 9 months - Adults	105	275	38.2%	51.3%	53.3%	51.0%
% of FP17s for Band 1 Urgent Courses	30	894	3.4%	10.1%	9.0%	9.0%
% of FP17s Relating to Free Repair or Replacements	0	894	0.0%	0.8%	1.0%	0.8%
% of FP17s Relating to Continuations	12	894	1.3%	0.9%	1.0%	0.9%
% of Patients satisfied with the dentistry they have received	0	0	N/A	95.3%	93.8%	93.2%
% of Patients satisfied with the time they had to wait for an appointment	0	0	N/A	89.3%	89.4%	88.3%

* This is based on patients treated on this contract for their most recent course of treatment. Figures in italics indicate the base number of FP17s or Patient Questionnaire responses are less than 100. N/A is shown where the base number of responses is less than 10 during the period. % is calculated as Quantity/Base number*100

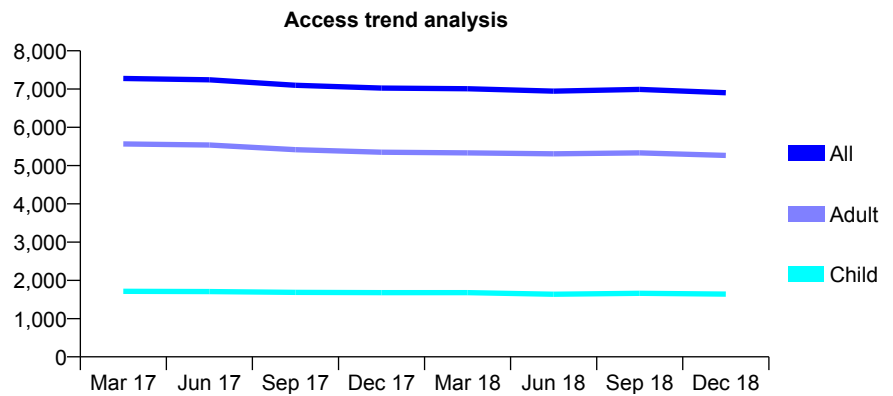
Q46 - Vital Signs At a Glance Contract Report for 151882/0001 - December 2018

Name or company name	IDH 450 Limited
Contract type name	GDS Contract
Purpose of contract	General
Contract start date	01/10/2008
Contract end date	

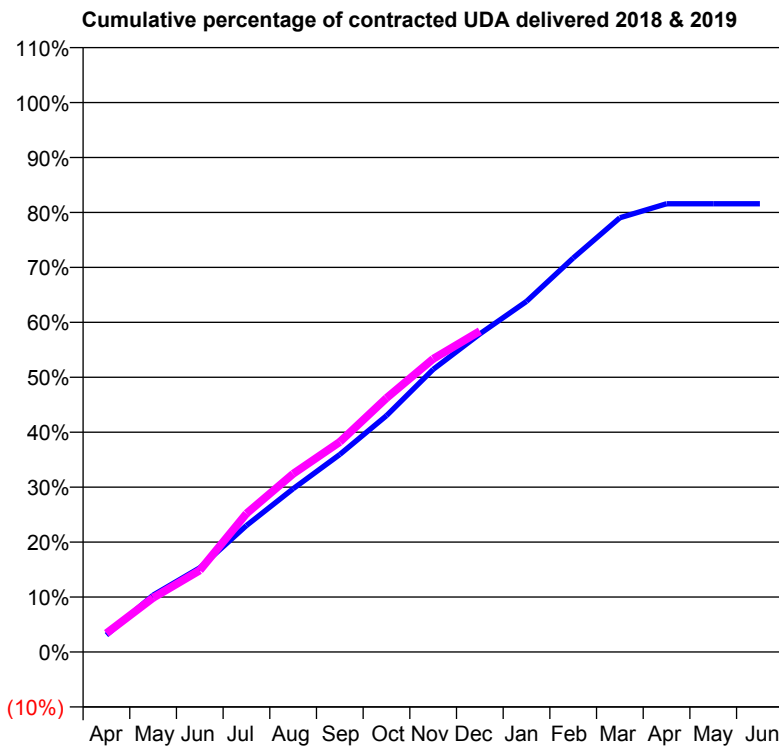
18/19 Contracted general activity (UDA)	25,069
Carry forward general activity (UDA)	0
18/19 Contracted orthodontic activity (UOA)	0
Carry forward orthodontic activity (UOA)	0
Baseline contract value	£800,266.94

ACCESS*

Patients seen in 24 months	Total	Change since previous quarter
Quarter ending December 2017	7,026	
Quarter ending March 2018	7,007	→
Quarter ending June 2018	6,945	→
Quarter ending September 2018	6,991	→
Quarter ending December 2018	6,905	↓
Variance since December 2017	(1.7%)	↓



ACTIVITY



Month	Adjusted Scheduled Activity (UDA)	
	2018	2019
April	775	855
May	2,597	2,472
June	3,843	3,726
July	5,768	6,318
August	7,452	8,133
September	9,010	9,587
October	10,782	11,588
November	12,897	13,373
December	14,511	14,637
January	15,998	
February	17,975	
March	19,810	
April	20,448	
May	20,451	
June	20,451	

QUALITY

	Quantity	Base Number	Contract	AT	Region	England
% of FP17s for the same patient ID Re-attending within 3 months - Children	123	1,666	7.4%	12.2%	12.3%	11.8%
% of FP17s for the same patient ID Re-attending within 3 months - Adults	671	5,415	12.4%	16.0%	15.8%	15.6%
% of FP17s for the same patient ID Re-attending between 3 & 9 months - Children	864	1,666	51.9%	58.0%	60.1%	58.8%
% of FP17s for the same patient ID Re-attending between 3 & 9 months - Adults	2,859	5,415	52.8%	51.3%	53.3%	51.0%
% of FP17s for Band 1 Urgent Courses	502	6,813	7.4%	10.1%	9.0%	9.0%
% of FP17s Relating to Free Repair or Replacements	59	6,813	0.9%	0.8%	1.0%	0.8%
% of FP17s Relating to Continuations	96	6,813	1.4%	0.9%	1.0%	0.9%
% of Patients satisfied with the dentistry they have received	0	0	N/A	95.3%	93.8%	93.2%
% of Patients satisfied with the time they had to wait for an appointment	0	0	N/A	89.3%	89.4%	88.3%

* This is based on patients treated on this contract for their most recent course of treatment. Figures in italics indicate the base number of FP17s or Patient Questionnaire responses are less than 100. N/A is shown where the base number of responses is less than 10 during the period. % is calculated as Quantity/Base number*100

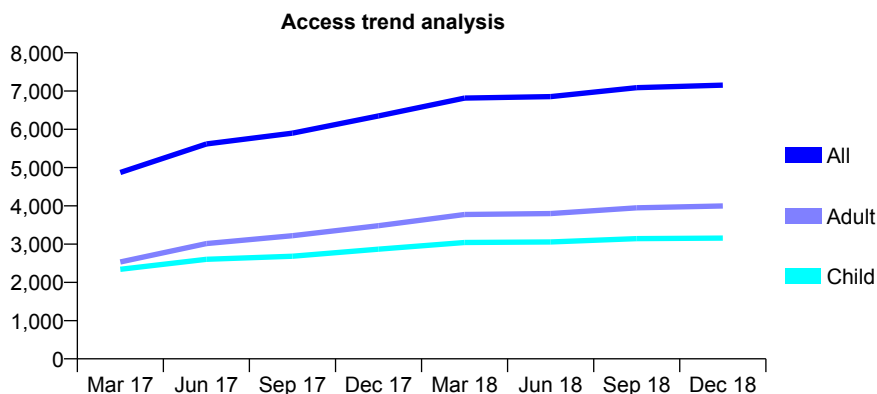
Q46 - Vital Signs At a Glance Contract Report for 152196/0001 - December 2018

Name or company name	Ahmad and Saleem Partners Ltd
Contract type name	GDS Contract
Purpose of contract	General
Contract start date	01/08/2014
Contract end date	

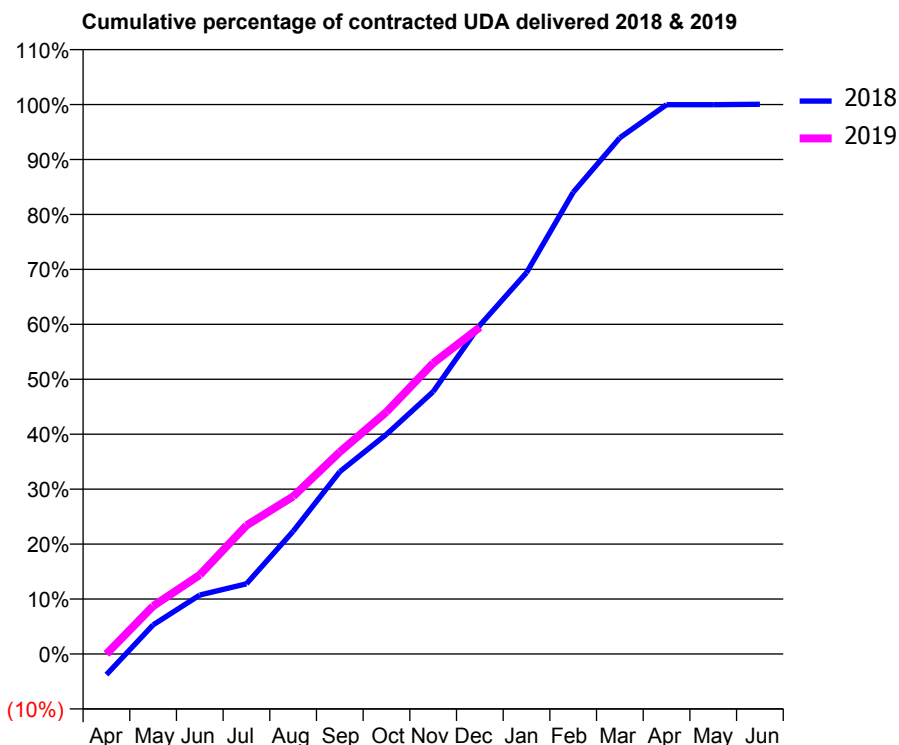
18/19 Contracted general activity (UDA)	16,459
Carry forward general activity (UDA)	0
18/19 Contracted orthodontic activity (UOA)	0
Carry forward orthodontic activity (UOA)	0
Baseline contract value	£626,025.62

ACCESS*

Patients seen in 24 months	Total	Change since previous quarter
Quarter ending December 2017	6,349	
Quarter ending March 2018	6,816	↑
Quarter ending June 2018	6,854	→
Quarter ending September 2018	7,090	↑
Quarter ending December 2018	7,153	→
Variance since December 2017	12.7%	↑



ACTIVITY



Month	Adjusted Scheduled Activity (UDA)	
	2018	2019
April	-621	0
May	872	1,434
June	1,769	2,369
July	2,104	3,850
August	3,675	4,721
September	5,461	6,052
October	6,579	7,250
November	7,857	8,712
December	9,846	9,788
January	11,419	
February	13,830	
March	15,464	
April	16,455	
May	16,455	
June	16,467	

QUALITY

	Quantity	Base Number	Contract	AT	Region	England
% of FP17s for the same patient ID Re-attending within 3 months - Children	357	3,743	9.5%	12.2%	12.3%	11.8%
% of FP17s for the same patient ID Re-attending within 3 months - Adults	639	4,310	14.8%	16.0%	15.8%	15.6%
% of FP17s for the same patient ID Re-attending between 3 & 9 months - Children	2,431	3,743	64.9%	58.0%	60.1%	58.8%
% of FP17s for the same patient ID Re-attending between 3 & 9 months - Adults	2,620	4,310	60.8%	51.3%	53.3%	51.0%
% of FP17s for Band 1 Urgent Courses	357	5,637	6.3%	10.1%	9.0%	9.0%
% of FP17s Relating to Free Repair or Replacements	8	5,637	0.1%	0.8%	1.0%	0.8%
% of FP17s Relating to Continuations	60	5,637	1.1%	0.9%	1.0%	0.9%
% of Patients satisfied with the dentistry they have received	0	0	N/A	95.3%	93.8%	93.2%
% of Patients satisfied with the time they had to wait for an appointment	0	0	N/A	89.3%	89.4%	88.3%

* This is based on patients treated on this contract for their most recent course of treatment. Figures in italics indicate the base number of FP17s or Patient Questionnaire responses are less than 100. N/A is shown where the base number of responses is less than 10 during the period. % is calculated as Quantity/Base number*100

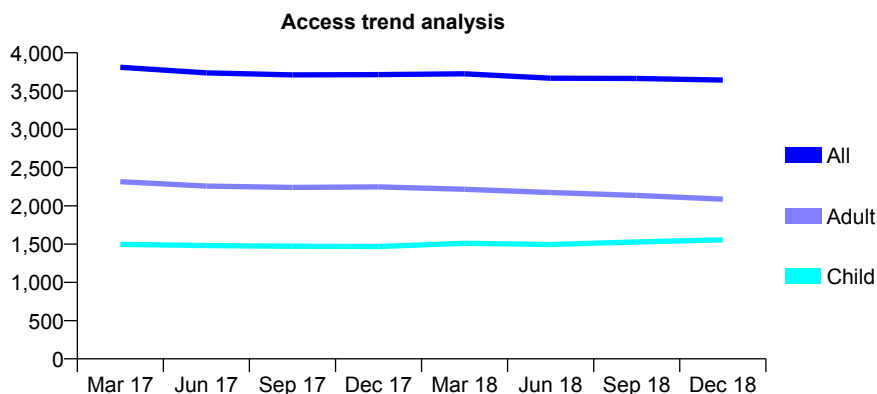
Q46 - Vital Signs At a Glance Contract Report for 152196/0003 - December 2018

Name or company name	Ahmad and Saleem Partners Ltd
Contract type name	GDS Contract
Purpose of contract	General
Contract start date	01/08/2014
Contract end date	

18/19 Contracted general activity (UDA)	12,721
Carry forward general activity (UDA)	-254
18/19 Contracted orthodontic activity (UOA)	0
Carry forward orthodontic activity (UOA)	0
Baseline contract value	£323,407.39

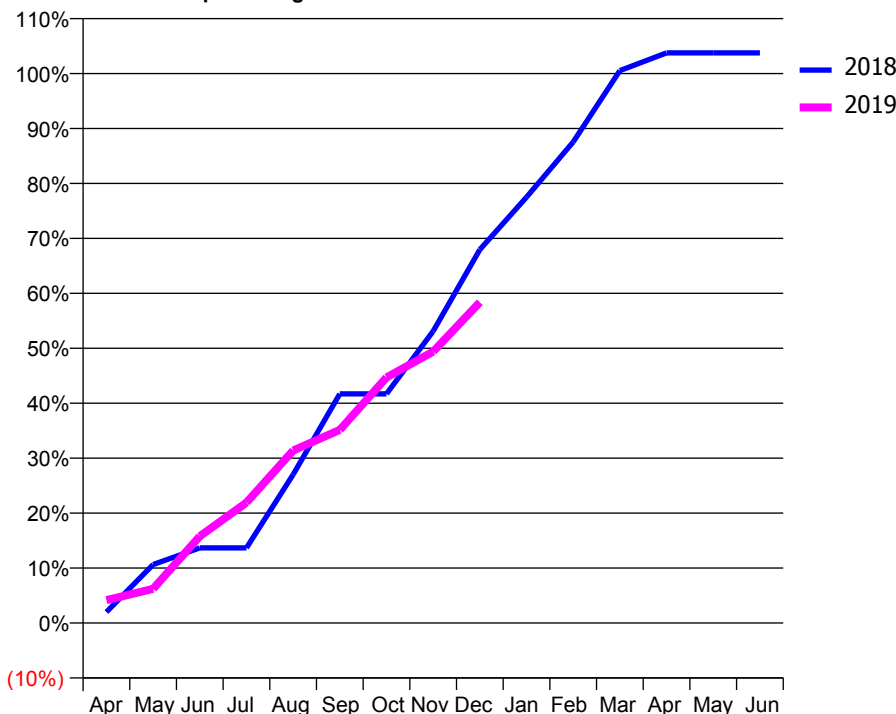
ACCESS*

Patients seen in 24 months	Total	Change since previous quarter
Quarter ending December 2017	3,715	
Quarter ending March 2018	3,726	→
Quarter ending June 2018	3,668	↓
Quarter ending September 2018	3,664	→
Quarter ending December 2018	3,643	→
Variance since December 2017	(1.9%)	↓



ACTIVITY

Cumulative percentage of contracted UDA delivered 2018 & 2019



Month	Adjusted Scheduled Activity (UDA)	
	2018	2019
April	254	530
May	1,355	793
June	1,738	2,009
July	1,738	2,789
August	3,438	3,993
September	5,306	4,472
October	5,306	5,684
November	6,756	6,284
December	8,645	7,425
January	9,858	
February	11,136	
March	12,789	
April	13,198	
May	13,198	
June	13,199	

QUALITY

	Quantity	Base Number	Contract	AT	Region	England
% of FP17s for the same patient ID Re-attending within 3 months - Children	129	1,884	6.8%	12.2%	12.3%	11.8%
% of FP17s for the same patient ID Re-attending within 3 months - Adults	306	2,058	14.9%	16.0%	15.8%	15.6%
% of FP17s for the same patient ID Re-attending between 3 & 9 months - Children	1,273	1,884	67.6%	58.0%	60.1%	58.8%
% of FP17s for the same patient ID Re-attending between 3 & 9 months - Adults	1,260	2,058	61.2%	51.3%	53.3%	51.0%
% of FP17s for Band 1 Urgent Courses	327	3,751	8.7%	10.1%	9.0%	9.0%
% of FP17s Relating to Free Repair or Replacements	4	3,751	0.1%	0.8%	1.0%	0.8%
% of FP17s Relating to Continuations	20	3,751	0.5%	0.9%	1.0%	0.9%
% of Patients satisfied with the dentistry they have received	0	0	N/A	95.3%	93.8%	93.2%
% of Patients satisfied with the time they had to wait for an appointment	0	0	N/A	89.3%	89.4%	88.3%

* This is based on patients treated on this contract for their most recent course of treatment. Figures in italics indicate the base number of FP17s or Patient Questionnaire responses are less than 100. N/A is shown where the base number of responses is less than 10 during the period. % is calculated as Quantity/Base number*100

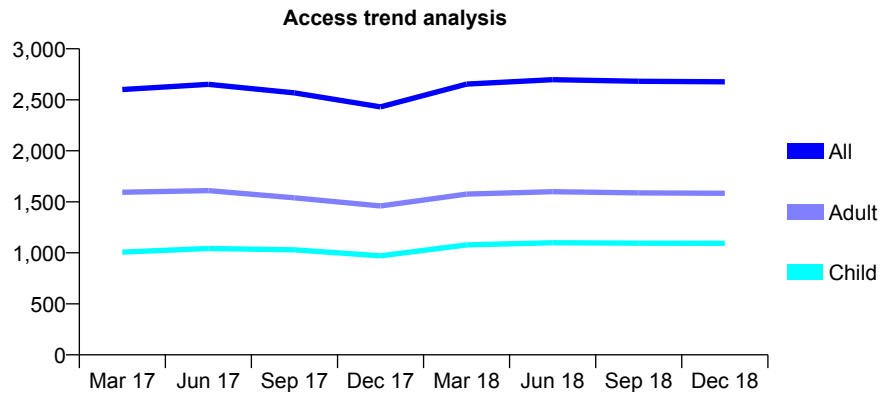
Q46 - Vital Signs At a Glance Contract Report for 152196/0004 - December 2018

Name or company name	Ahmad and Saleem Partners Ltd
Contract type name	GDS Contract
Purpose of contract	General
Contract start date	01/08/2014
Contract end date	

18/19 Contracted general activity (UDA)	12,000
Carry forward general activity (UDA)	0
18/19 Contracted orthodontic activity (UOA)	0
Carry forward orthodontic activity (UOA)	0
Baseline contract value	£426,904.01

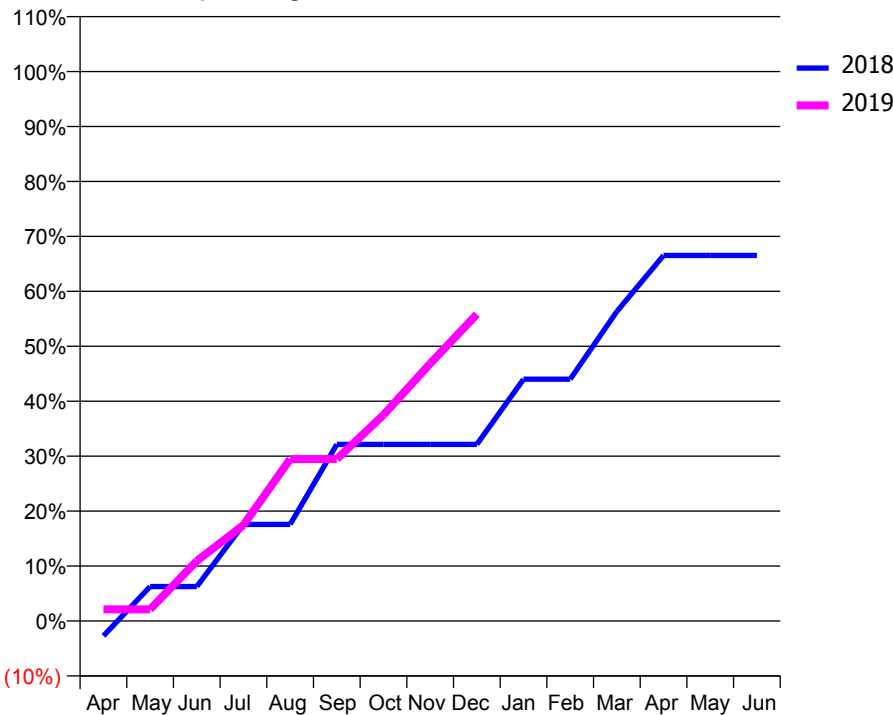
ACCESS*

Patients seen in 24 months	Total	Change since previous quarter
Quarter ending December 2017	2,431	
Quarter ending March 2018	2,654	↑
Quarter ending June 2018	2,698	→
Quarter ending September 2018	2,682	→
Quarter ending December 2018	2,677	→
Variance since December 2017	10.1%	↑



ACTIVITY

Cumulative percentage of contracted UDA delivered 2018 & 2019



Month	Adjusted Scheduled Activity (UDA)	
	2018	2019
April	-327	255
May	754	255
June	754	1,311
July	2,110	2,095
August	2,110	3,538
September	3,858	3,538
October	3,858	4,499
November	3,858	5,622
December	3,858	6,700
January	5,282	
February	5,282	
March	6,760	
April	7,985	
May	7,985	
June	7,985	

QUALITY

	Quantity	Base Number	Contract	AT	Region	England
% of FP17s for the same patient ID Re-attending within 3 months - Children	204	1,634	12.5%	12.2%	12.3%	11.8%
% of FP17s for the same patient ID Re-attending within 3 months - Adults	377	2,078	18.1%	16.0%	15.8%	15.6%
% of FP17s for the same patient ID Re-attending between 3 & 9 months - Children	1,127	1,634	69.0%	58.0%	60.1%	58.8%
% of FP17s for the same patient ID Re-attending between 3 & 9 months - Adults	1,256	2,078	60.4%	51.3%	53.3%	51.0%
% of FP17s for Band 1 Urgent Courses	215	3,162	6.8%	10.1%	9.0%	9.0%
% of FP17s Relating to Free Repair or Replacements	3	3,162	0.1%	0.8%	1.0%	0.8%
% of FP17s Relating to Continuations	18	3,162	0.6%	0.9%	1.0%	0.9%
% of Patients satisfied with the dentistry they have received	0	0	N/A	95.3%	93.8%	93.2%
% of Patients satisfied with the time they had to wait for an appointment	0	0	N/A	89.3%	89.4%	88.3%

* This is based on patients treated on this contract for their most recent course of treatment. Figures in italics indicate the base number of FP17s or Patient Questionnaire responses are less than 100. N/A is shown where the base number of responses is less than 10 during the period. % is calculated as Quantity/Base number*100

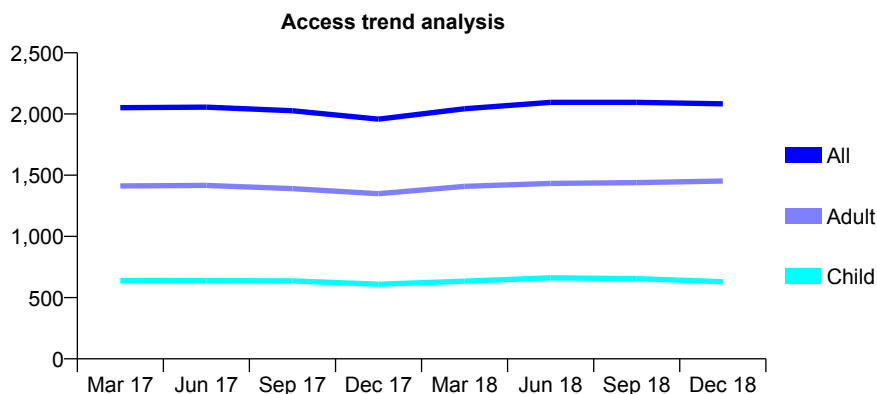
Q46 - Vital Signs At a Glance Contract Report for 152196/0005 - December 2018

Name or company name	Ahmad and Saleem Partners Ltd
Contract type name	GDS Contract
Purpose of contract	General
Contract start date	01/08/2014
Contract end date	

18/19 Contracted general activity (UDA)	6,000
Carry forward general activity (UDA)	0
18/19 Contracted orthodontic activity (UOA)	0
Carry forward orthodontic activity (UOA)	0
Baseline contract value	£214,946.18

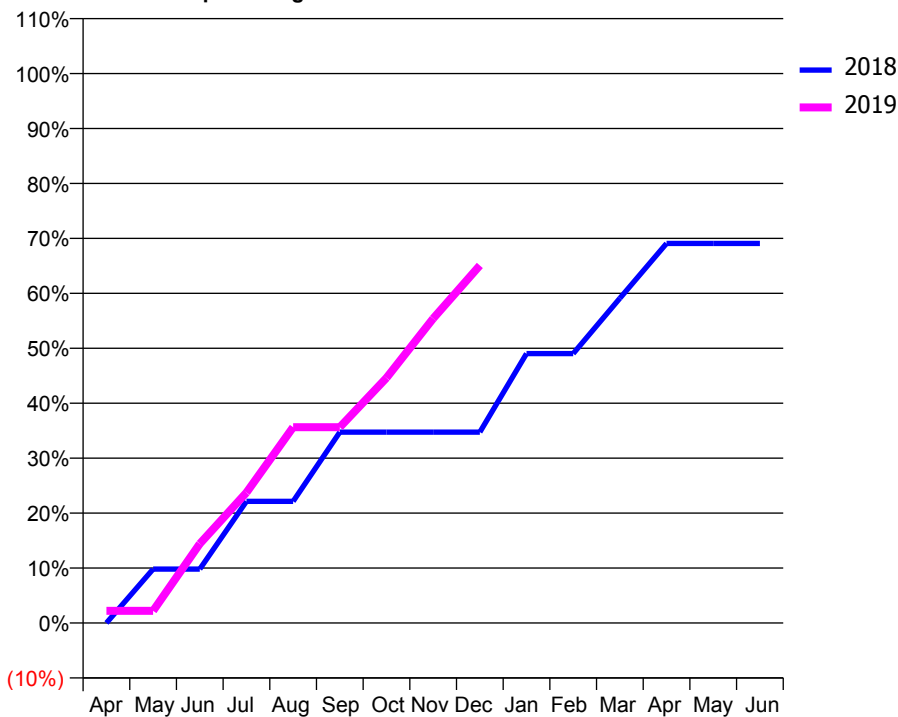
ACCESS*

Patients seen in 24 months	Total	Change since previous quarter
Quarter ending December 2017	1,958	
Quarter ending March 2018	2,043	↑
Quarter ending June 2018	2,095	↑
Quarter ending September 2018	2,095	→
Quarter ending December 2018	2,083	→
Variance since December 2017	6.4%	↑



ACTIVITY

Cumulative percentage of contracted UDA delivered 2018 & 2019



Month	Adjusted Scheduled Activity (UDA)	
	2018	2019
April	0	133
May	588	133
June	588	866
July	1,329	1,425
August	1,329	2,139
September	2,084	2,139
October	2,084	2,677
November	2,084	3,325
December	2,084	3,905
January	2,942	
February	2,942	
March	3,546	
April	4,144	
May	4,144	
June	4,144	

QUALITY

	Quantity	Base Number	Contract	AT	Region	England
% of FP17s for the same patient ID Re-attending within 3 months - Children	83	955	8.7%	12.2%	12.3%	11.8%
% of FP17s for the same patient ID Re-attending within 3 months - Adults	246	1,953	12.6%	16.0%	15.8%	15.6%
% of FP17s for the same patient ID Re-attending between 3 & 9 months - Children	705	955	73.8%	58.0%	60.1%	58.8%
% of FP17s for the same patient ID Re-attending between 3 & 9 months - Adults	1,328	1,953	68.0%	51.3%	53.3%	51.0%
% of FP17s for Band 1 Urgent Courses	179	2,508	7.1%	10.1%	9.0%	9.0%
% of FP17s Relating to Free Repair or Replacements	7	2,508	0.3%	0.8%	1.0%	0.8%
% of FP17s Relating to Continuations	6	2,508	0.2%	0.9%	1.0%	0.9%
% of Patients satisfied with the dentistry they have received	1	1	N/A	95.3%	93.8%	93.2%
% of Patients satisfied with the time they had to wait for an appointment	1	1	N/A	89.3%	89.4%	88.3%

* This is based on patients treated on this contract for their most recent course of treatment. Figures in italics indicate the base number of FP17s or Patient Questionnaire responses are less than 100. N/A is shown where the base number of responses is less than 10 during the period. % is calculated as Quantity/Base number*100

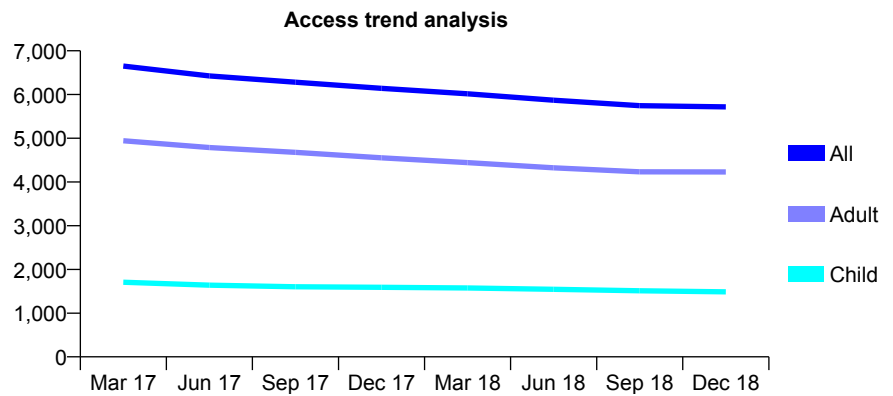
Q46 - Vital Signs At a Glance Contract Report for 153184/0001 - December 2018

Name or company name	IDH 449 Limited
Contract type name	GDS Contract
Purpose of contract	General
Contract start date	01/04/2008
Contract end date	

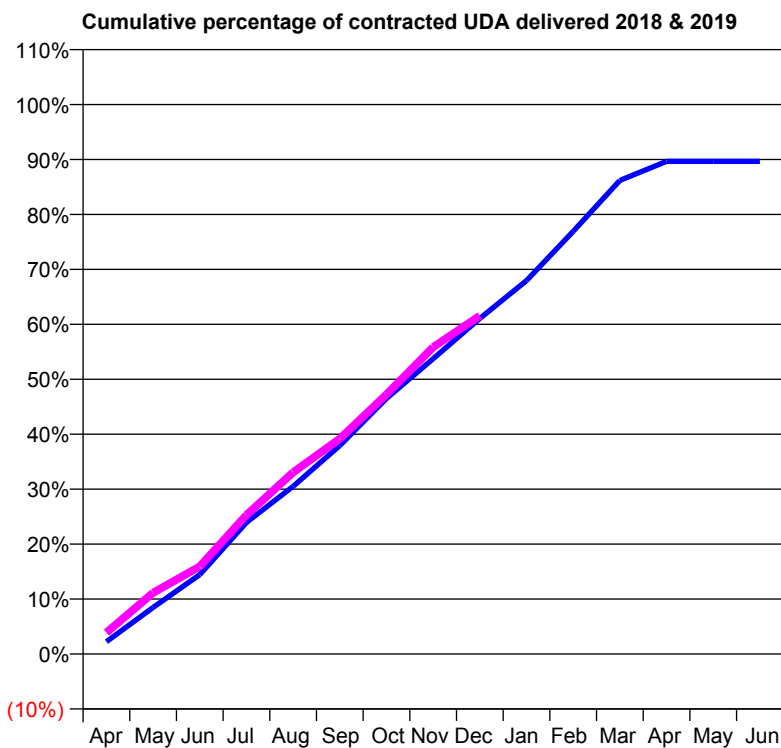
18/19 Contracted general activity (UDA)	18,429
Carry forward general activity (UDA)	0
18/19 Contracted orthodontic activity (UOA)	0
Carry forward orthodontic activity (UOA)	0
Baseline contract value	£610,973.62

ACCESS*

Patients seen in 24 months	Total	Change since previous quarter
Quarter ending December 2017	6,142	
Quarter ending March 2018	6,016	↓
Quarter ending June 2018	5,871	↓
Quarter ending September 2018	5,744	↓
Quarter ending December 2018	5,717	→
Variance since December 2017	(6.9%)	↓



ACTIVITY



Month	Adjusted Scheduled Activity (UDA)	
	2018	2019
April	414	717
May	1,565	2,054
June	2,662	2,937
July	4,414	4,663
August	5,624	6,092
September	6,990	7,221
October	8,571	8,705
November	9,903	10,291
December	11,254	11,344
January	12,523	
February	14,176	
March	15,882	
April	16,523	
May	16,523	
June	16,524	

QUALITY

	Quantity	Base Number	Contract	AT	Region	England
% of FP17s for the same patient ID Re-attending within 3 months - Children	99	1,533	6.5%	12.2%	12.3%	11.8%
% of FP17s for the same patient ID Re-attending within 3 months - Adults	459	4,366	10.5%	16.0%	15.8%	15.6%
% of FP17s for the same patient ID Re-attending between 3 & 9 months - Children	937	1,533	61.1%	58.0%	60.1%	58.8%
% of FP17s for the same patient ID Re-attending between 3 & 9 months - Adults	2,509	4,366	57.5%	51.3%	53.3%	51.0%
% of FP17s for Band 1 Urgent Courses	305	5,648	5.4%	10.1%	9.0%	9.0%
% of FP17s Relating to Free Repair or Replacements	14	5,648	0.2%	0.8%	1.0%	0.8%
% of FP17s Relating to Continuations	72	5,648	1.3%	0.9%	1.0%	0.9%
% of Patients satisfied with the dentistry they have received	0	0	N/A	95.3%	93.8%	93.2%
% of Patients satisfied with the time they had to wait for an appointment	0	0	N/A	89.3%	89.4%	88.3%

* This is based on patients treated on this contract for their most recent course of treatment. Figures in italics indicate the base number of FP17s or Patient Questionnaire responses are less than 100. N/A is shown where the base number of responses is less than 10 during the period. % is calculated as Quantity/Base number*100

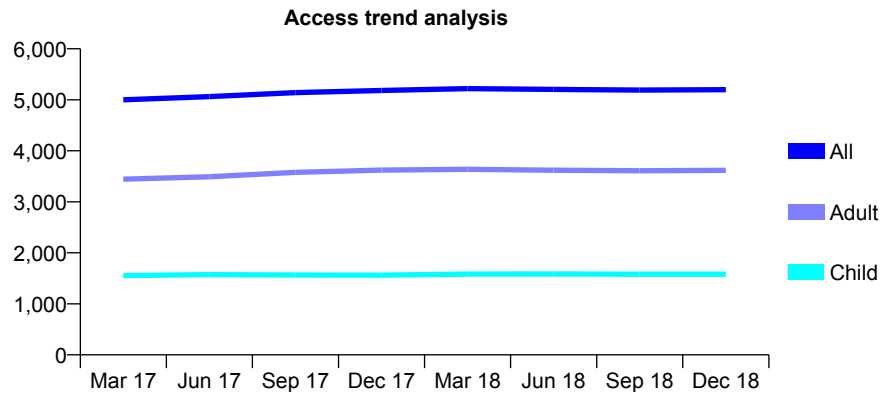
Q46 - Vital Signs At a Glance Contract Report for 153532/0001 - December 2018

Name or company name	Jakelara Ltd.
Contract type name	GDS Contract
Purpose of contract	General
Contract start date	01/05/2007
Contract end date	

18/19 Contracted general activity (UDA)	18,000
Carry forward general activity (UDA)	0
18/19 Contracted orthodontic activity (UOA)	0
Carry forward orthodontic activity (UOA)	0
Baseline contract value	£563,060.31

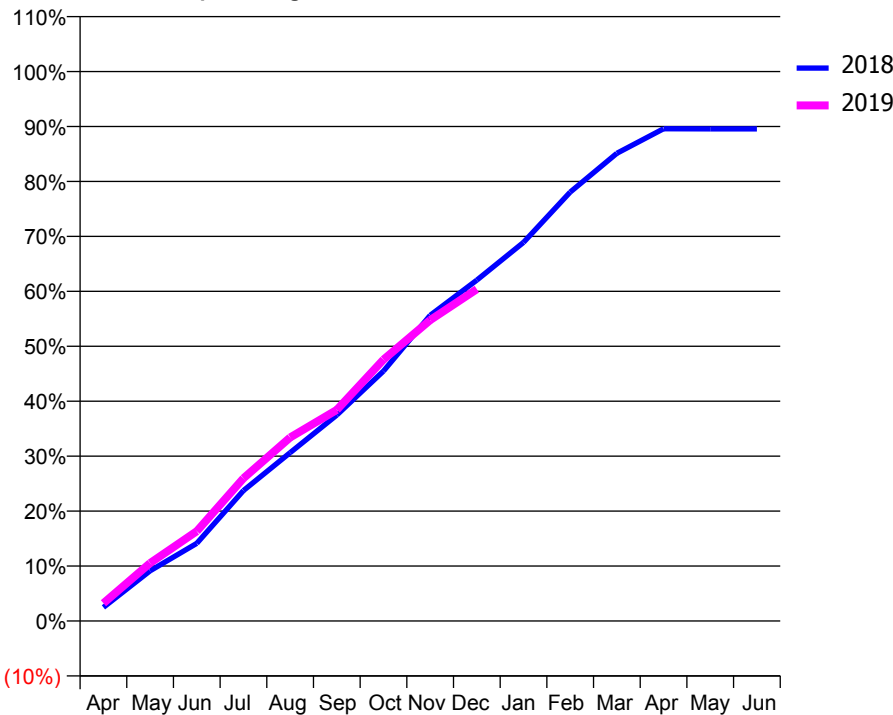
ACCESS*

Patients seen in 24 months	Total	Change since previous quarter
Quarter ending December 2017	5,182	
Quarter ending March 2018	5,220	→
Quarter ending June 2018	5,204	→
Quarter ending September 2018	5,190	→
Quarter ending December 2018	5,199	→
Variance since December 2017	0.3%	→



ACTIVITY

Cumulative percentage of contracted UDA delivered 2018 & 2019



Month	Adjusted Scheduled Activity (UDA)	
	2018	2019
April	449	582
May	1,645	1,898
June	2,544	2,943
July	4,276	4,675
August	5,514	6,014
September	6,746	6,918
October	8,186	8,564
November	10,012	9,856
December	11,168	10,871
January	12,402	
February	14,049	
March	15,320	
April	16,123	
May	16,122	
June	16,122	

QUALITY

	Quantity	Base Number	Contract	AT	Region	England
% of FP17s for the same patient ID Re-attending within 3 months - Children	156	1,457	10.7%	12.2%	12.3%	11.8%
% of FP17s for the same patient ID Re-attending within 3 months - Adults	796	3,743	21.3%	16.0%	15.8%	15.6%
% of FP17s for the same patient ID Re-attending between 3 & 9 months - Children	712	1,457	48.9%	58.0%	60.1%	58.8%
% of FP17s for the same patient ID Re-attending between 3 & 9 months - Adults	1,801	3,743	48.1%	51.3%	53.3%	51.0%
% of FP17s for Band 1 Urgent Courses	762	4,945	15.4%	10.1%	9.0%	9.0%
% of FP17s Relating to Free Repair or Replacements	79	4,945	1.6%	0.8%	1.0%	0.8%
% of FP17s Relating to Continuations	169	4,945	3.4%	0.9%	1.0%	0.9%
% of Patients satisfied with the dentistry they have received	1	1	N/A	95.3%	93.8%	93.2%
% of Patients satisfied with the time they had to wait for an appointment	1	1	N/A	89.3%	89.4%	88.3%

* This is based on patients treated on this contract for their most recent course of treatment. Figures in italics indicate the base number of FP17s or Patient Questionnaire responses are less than 100. N/A is shown where the base number of responses is less than 10 during the period. % is calculated as Quantity/Base number*100

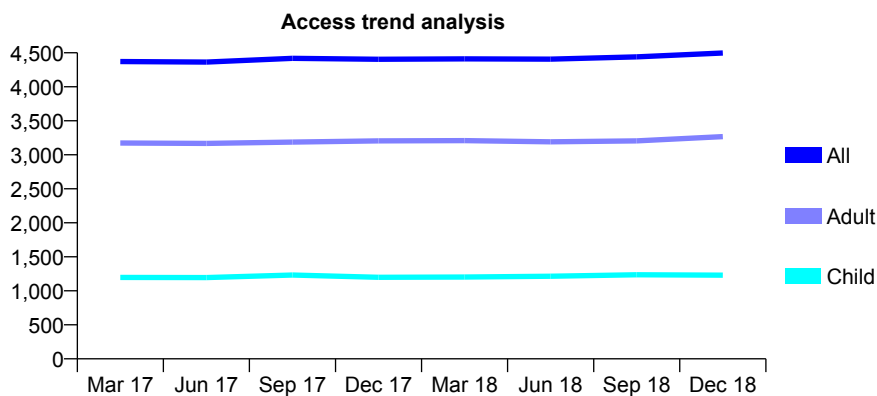
Q46 - Vital Signs At a Glance Contract Report for 153850/0001 - December 2018

Name or company name	Winton Dental Practice
Contract type name	GDS Contract
Purpose of contract	General
Contract start date	21/05/2010
Contract end date	

18/19 Contracted general activity (UDA)	16,701
Carry forward general activity (UDA)	351
18/19 Contracted orthodontic activity (UOA)	0
Carry forward orthodontic activity (UOA)	0
Baseline contract value	£426,280.79

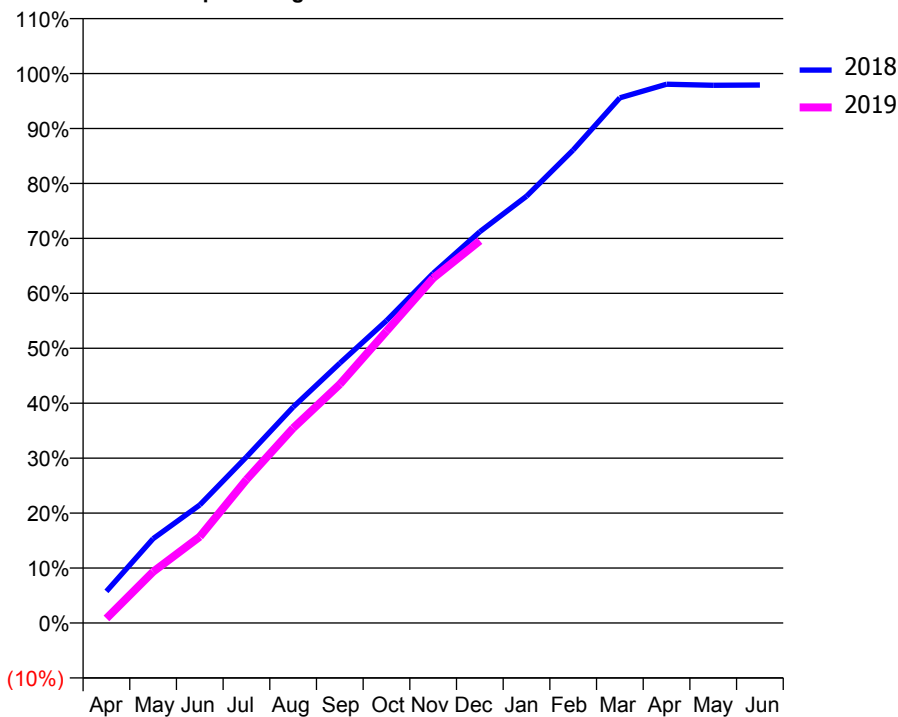
ACCESS*

Patients seen in 24 months	Total	Change since previous quarter
Quarter ending December 2017	4,404	
Quarter ending March 2018	4,411	→
Quarter ending June 2018	4,407	→
Quarter ending September 2018	4,441	→
Quarter ending December 2018	4,498	→
Variance since December 2017	2.1%	↑



ACTIVITY

Cumulative percentage of contracted UDA delivered 2018 & 2019



Month	Adjusted Scheduled Activity (UDA)	
	2018	2019
April	964	141
May	2,564	1,557
June	3,587	2,624
July	5,049	4,357
August	6,564	5,925
September	7,898	7,255
October	9,189	8,871
November	10,627	10,485
December	11,895	11,618
January	12,969	
February	14,376	
March	15,961	
April	16,375	
May	16,343	
June	16,350	

QUALITY

	Quantity	Base Number	Contract	AT	Region	England
% of FP17s for the same patient ID Re-attending within 3 months - Children	181	1,412	12.8%	12.2%	12.3%	11.8%
% of FP17s for the same patient ID Re-attending within 3 months - Adults	732	3,827	19.1%	16.0%	15.8%	15.6%
% of FP17s for the same patient ID Re-attending between 3 & 9 months - Children	790	1,412	55.9%	58.0%	60.1%	58.8%
% of FP17s for the same patient ID Re-attending between 3 & 9 months - Adults	2,098	3,827	54.8%	51.3%	53.3%	51.0%
% of FP17s for Band 1 Urgent Courses	755	5,039	15.0%	10.1%	9.0%	9.0%
% of FP17s Relating to Free Repair or Replacements	75	5,039	1.5%	0.8%	1.0%	0.8%
% of FP17s Relating to Continuations	73	5,039	1.4%	0.9%	1.0%	0.9%
% of Patients satisfied with the dentistry they have received	1	1	N/A	95.3%	93.8%	93.2%
% of Patients satisfied with the time they had to wait for an appointment	1	1	N/A	89.3%	89.4%	88.3%

* This is based on patients treated on this contract for their most recent course of treatment. Figures in italics indicate the base number of FP17s or Patient Questionnaire responses are less than 100. N/A is shown where the base number of responses is less than 10 during the period. % is calculated as Quantity/Base number*100

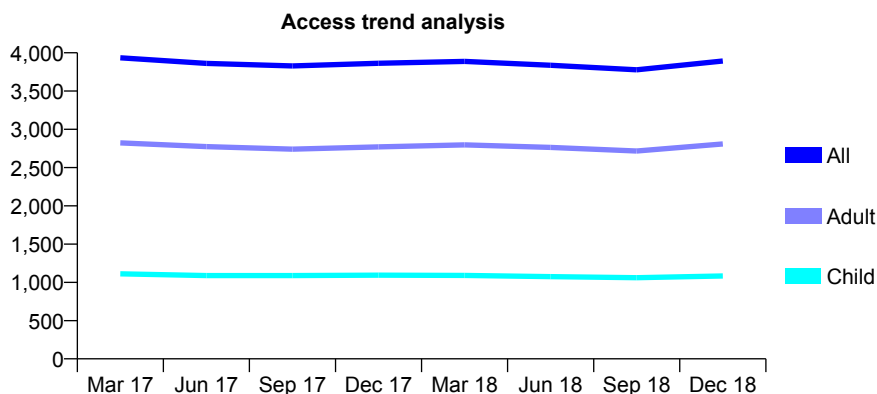
Q46 - Vital Signs At a Glance Contract Report for 153869/0001 - December 2018

Name or company name	High Street Dental Practice Partnership
Contract type name	GDS Contract
Purpose of contract	General
Contract start date	01/01/2014
Contract end date	

18/19 Contracted general activity (UDA)	13,000
Carry forward general activity (UDA)	244
18/19 Contracted orthodontic activity (UOA)	0
Carry forward orthodontic activity (UOA)	0
Baseline contract value	£359,208.26

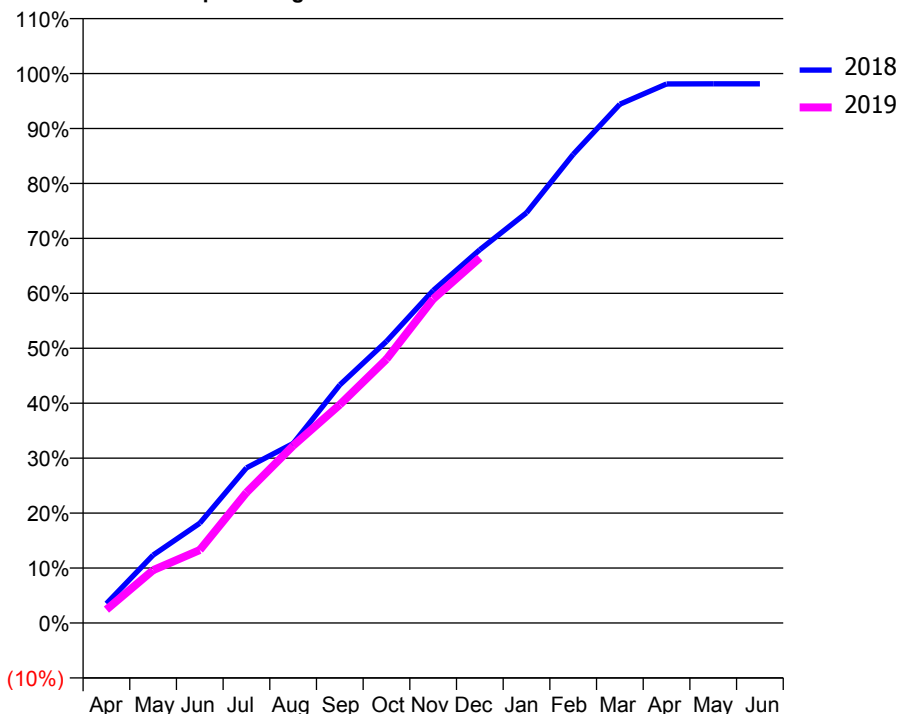
ACCESS*

Patients seen in 24 months	Total	Change since previous quarter
Quarter ending December 2017	3,864	
Quarter ending March 2018	3,887	→
Quarter ending June 2018	3,837	↓
Quarter ending September 2018	3,777	↓
Quarter ending December 2018	3,893	↑
Variance since December 2017	0.8%	→



ACTIVITY

Cumulative percentage of contracted UDA delivered 2018 & 2019



Month	Adjusted Scheduled Activity (UDA)	
	2018	2019
April	458	318
May	1,608	1,250
June	2,361	1,727
July	3,669	3,087
August	4,249	4,195
September	5,634	5,167
October	6,665	6,242
November	7,865	7,663
December	8,831	8,638
January	9,704	
February	11,087	
March	12,274	
April	12,753	
May	12,756	
June	12,756	

QUALITY

	Quantity	Base Number	Contract	AT	Region	England
% of FP17s for the same patient ID Re-attending within 3 months - Children	69	1,245	5.5%	12.2%	12.3%	11.8%
% of FP17s for the same patient ID Re-attending within 3 months - Adults	421	3,017	14.0%	16.0%	15.8%	15.6%
% of FP17s for the same patient ID Re-attending between 3 & 9 months - Children	826	1,245	66.3%	58.0%	60.1%	58.8%
% of FP17s for the same patient ID Re-attending between 3 & 9 months - Adults	1,740	3,017	57.7%	51.3%	53.3%	51.0%
% of FP17s for Band 1 Urgent Courses	227	4,056	5.6%	10.1%	9.0%	9.0%
% of FP17s Relating to Free Repair or Replacements	21	4,056	0.5%	0.8%	1.0%	0.8%
% of FP17s Relating to Continuations	108	4,056	2.7%	0.9%	1.0%	0.9%
% of Patients satisfied with the dentistry they have received	1	1	N/A	95.3%	93.8%	93.2%
% of Patients satisfied with the time they had to wait for an appointment	1	1	N/A	89.3%	89.4%	88.3%

* This is based on patients treated on this contract for their most recent course of treatment. Figures in italics indicate the base number of FP17s or Patient Questionnaire responses are less than 100. N/A is shown where the base number of responses is less than 10 during the period. % is calculated as Quantity/Base number*100

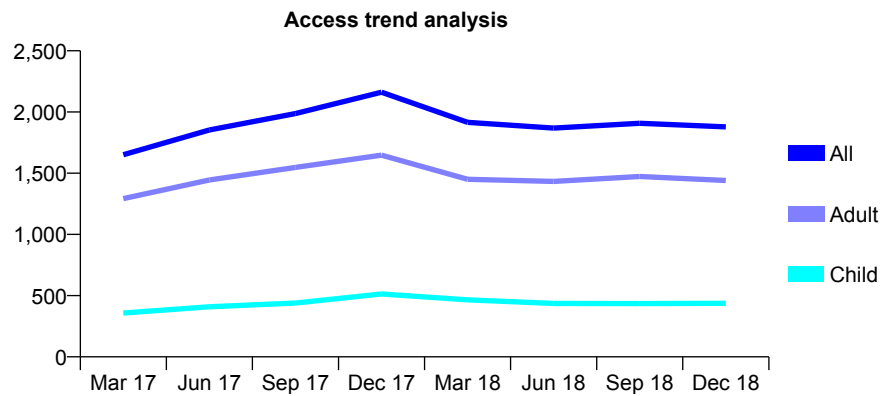
Q46 - Vital Signs At a Glance Contract Report for 153877/0001 - December 2018

Name or company name	The Glyn House Dental Partnership
Contract type name	GDS Contract
Purpose of contract	General
Contract start date	01/12/2013
Contract end date	

18/19 Contracted general activity (UDA)	6,444
Carry forward general activity (UDA)	202
18/19 Contracted orthodontic activity (UOA)	0
Carry forward orthodontic activity (UOA)	0
Baseline contract value	£214,175.88

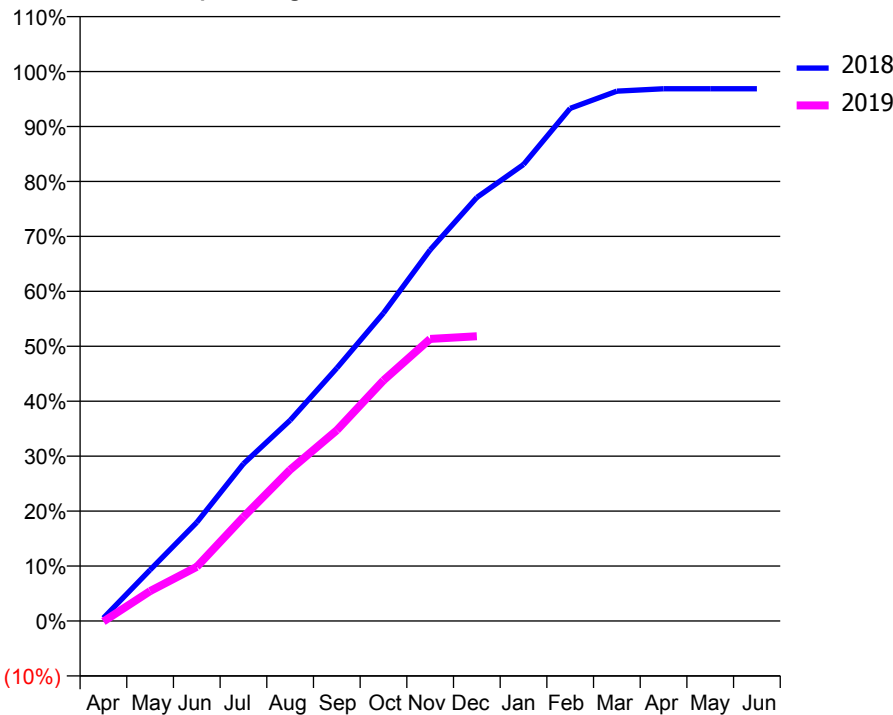
ACCESS*

Patients seen in 24 months	Total	Change since previous quarter
Quarter ending December 2017	2,162	
Quarter ending March 2018	1,916	↓
Quarter ending June 2018	1,869	↓
Quarter ending September 2018	1,908	↑
Quarter ending December 2018	1,878	↓
Variance since December 2017	(13.1%)	↓



ACTIVITY

Cumulative percentage of contracted UDA delivered 2018 & 2019



Month	Adjusted Scheduled Activity (UDA)	
	2018	2019
April	36	-8
May	599	351
June	1,156	636
July	1,844	1,220
August	2,355	1,775
September	2,966	2,238
October	3,612	2,821
November	4,352	3,308
December	4,968	3,340
January	5,353	
February	6,012	
March	6,213	
April	6,242	
May	6,242	
June	6,242	

QUALITY

	Quantity	Base Number	Contract	AT	Region	England
% of FP17s for the same patient ID Re-attending within 3 months - Children	35	397	8.8%	12.2%	12.3%	11.8%
% of FP17s for the same patient ID Re-attending within 3 months - Adults	163	1,315	12.4%	16.0%	15.8%	15.6%
% of FP17s for the same patient ID Re-attending between 3 & 9 months - Children	184	397	46.3%	58.0%	60.1%	58.8%
% of FP17s for the same patient ID Re-attending between 3 & 9 months - Adults	514	1,315	39.1%	51.3%	53.3%	51.0%
% of FP17s for Band 1 Urgent Courses	229	1,698	13.5%	10.1%	9.0%	9.0%
% of FP17s Relating to Free Repair or Replacements	4	1,698	0.2%	0.8%	1.0%	0.8%
% of FP17s Relating to Continuations	1	1,698	0.1%	0.9%	1.0%	0.9%
% of Patients satisfied with the dentistry they have received	0	0	N/A	95.3%	93.8%	93.2%
% of Patients satisfied with the time they had to wait for an appointment	0	0	N/A	89.3%	89.4%	88.3%

* This is based on patients treated on this contract for their most recent course of treatment. Figures in italics indicate the base number of FP17s or Patient Questionnaire responses are less than 100. N/A is shown where the base number of responses is less than 10 during the period. % is calculated as Quantity/Base number*100

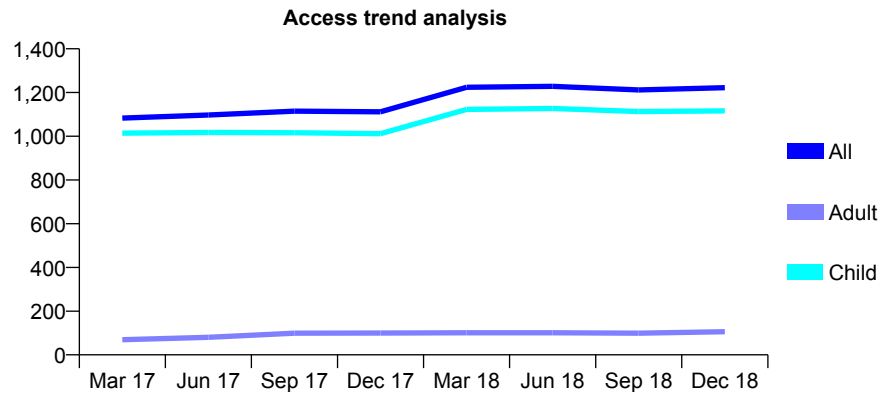
Q46 - Vital Signs At a Glance Contract Report for 154075/0001 - December 2018

Name or company name	Bloor & Mathieson
Contract type name	GDS Contract
Purpose of contract	General
Contract start date	01/11/2014
Contract end date	

18/19 Contracted general activity (UDA)	2,514
Carry forward general activity (UDA)	0
18/19 Contracted orthodontic activity (UOA)	0
Carry forward orthodontic activity (UOA)	0
Baseline contract value	£55,398.65

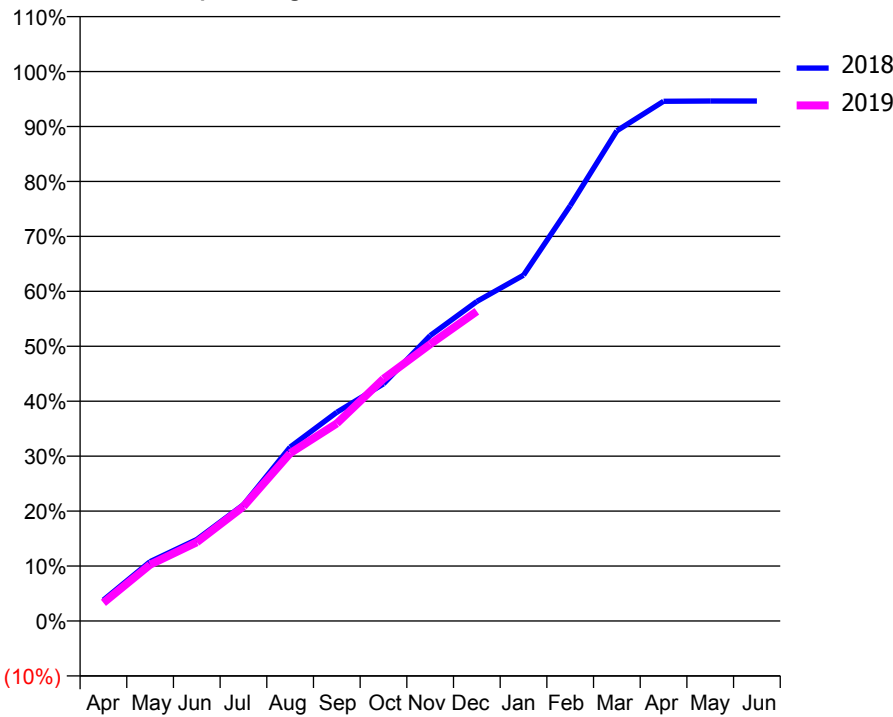
ACCESS*

Patients seen in 24 months	Total	Change since previous quarter
Quarter ending December 2017	1,112	
Quarter ending March 2018	1,224	↑
Quarter ending June 2018	1,228	→
Quarter ending September 2018	1,212	↓
Quarter ending December 2018	1,222	→
Variance since December 2017	9.9%	↑



ACTIVITY

Cumulative percentage of contracted UDA delivered 2018 & 2019



Month	Adjusted Scheduled Activity (UDA)	
	2018	2019
April	96	83
May	272	258
June	373	360
July	532	524
August	796	768
September	955	904
October	1,085	1,108
November	1,306	1,266
December	1,462	1,417
January	1,582	
February	1,900	
March	2,243	
April	2,378	
May	2,379	
June	2,379	

QUALITY

	Quantity	Base Number	Contract	AT	Region	England
% of FP17s for the same patient ID Re-attending within 3 months - Children	77	1,099	7.0%	12.2%	12.3%	11.8%
% of FP17s for the same patient ID Re-attending within 3 months - Adults	0	0	N/A	16.0%	15.8%	15.6%
% of FP17s for the same patient ID Re-attending between 3 & 9 months - Children	638	1,099	58.1%	58.0%	60.1%	58.8%
% of FP17s for the same patient ID Re-attending between 3 & 9 months - Adults	0	0	N/A	51.3%	53.3%	51.0%
% of FP17s for Band 1 Urgent Courses	0	1,013	0.0%	10.1%	9.0%	9.0%
% of FP17s Relating to Free Repair or Replacements	0	1,013	0.0%	0.8%	1.0%	0.8%
% of FP17s Relating to Continuations	0	1,013	0.0%	0.9%	1.0%	0.9%
% of Patients satisfied with the dentistry they have received	0	0	N/A	95.3%	93.8%	93.2%
% of Patients satisfied with the time they had to wait for an appointment	0	0	N/A	89.3%	89.4%	88.3%

* This is based on patients treated on this contract for their most recent course of treatment. Figures in italics indicate the base number of FP17s or Patient Questionnaire responses are less than 100. N/A is shown where the base number of responses is less than 10 during the period. % is calculated as Quantity/Base number*100

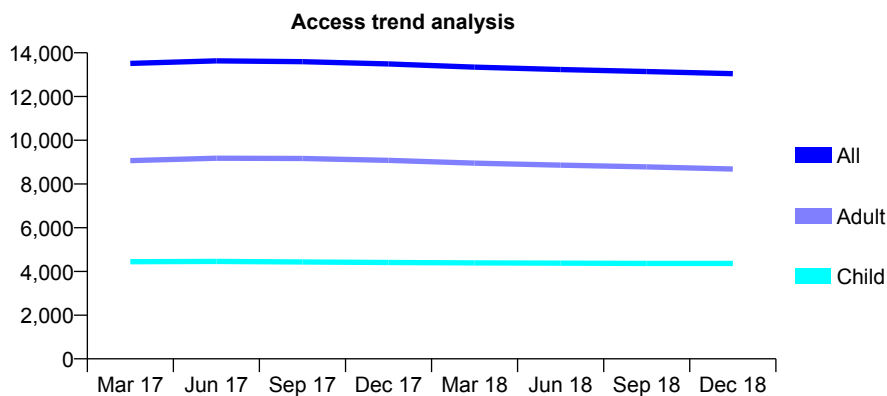
Q46 - Vital Signs At a Glance Contract Report for 154210/0002 - December 2018

Name or company name	Roch Valley Dental
Contract type name	GDS Contract
Purpose of contract	General
Contract start date	01/12/2009
Contract end date	

18/19 Contracted general activity (UDA)	31,085
Carry forward general activity (UDA)	709
18/19 Contracted orthodontic activity (UOA)	0
Carry forward orthodontic activity (UOA)	0
Baseline contract value	£790,257.63

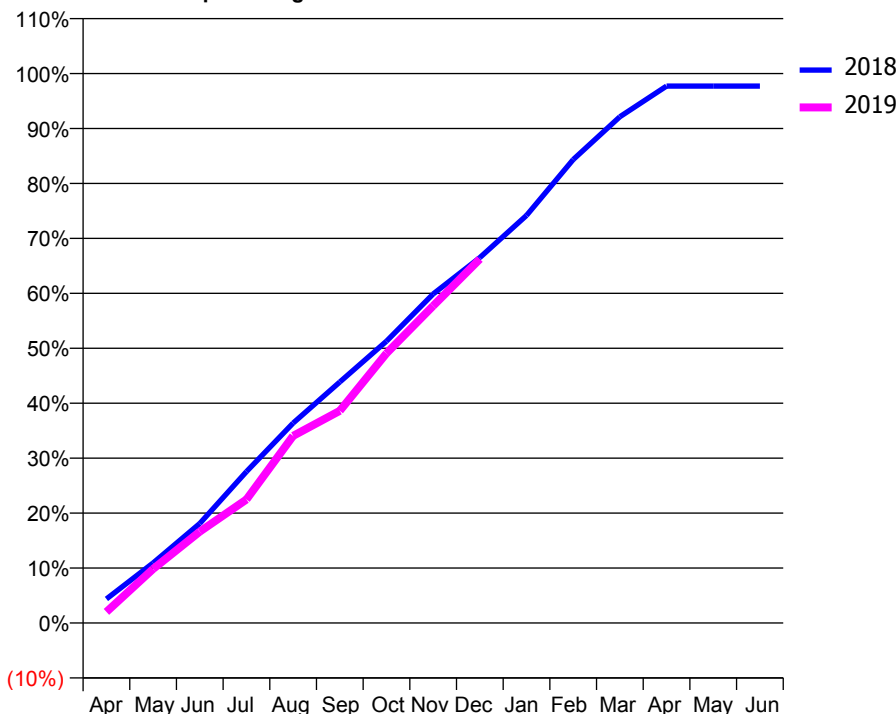
ACCESS*

Patients seen in 24 months	Total	Change since previous quarter
Quarter ending December 2017	13,491	
Quarter ending March 2018	13,342	↓
Quarter ending June 2018	13,237	→
Quarter ending September 2018	13,145	→
Quarter ending December 2018	13,044	→
Variance since December 2017	(3.3%)	↓



ACTIVITY

Cumulative percentage of contracted UDA delivered 2018 & 2019



Adjusted Scheduled Activity (UDA)		
Month	2018	2019
April	1,359	627
May	3,395	3,056
June	5,632	5,169
July	8,566	6,992
August	11,311	10,584
September	13,638	12,008
October	15,940	15,259
November	18,617	17,945
December	20,670	20,586
January	23,056	
February	26,216	
March	28,636	
April	30,376	
May	30,373	
June	30,376	

QUALITY

	Quantity	Base Number	Contract	AT	Region	England
% of FP17s for the same patient ID Re-attending within 3 months - Children	954	6,109	15.6%	12.2%	12.3%	11.8%
% of FP17s for the same patient ID Re-attending within 3 months - Adults	1,446	8,076	17.9%	16.0%	15.8%	15.6%
% of FP17s for the same patient ID Re-attending between 3 & 9 months - Children	3,564	6,109	58.3%	58.0%	60.1%	58.8%
% of FP17s for the same patient ID Re-attending between 3 & 9 months - Adults	3,378	8,076	41.8%	51.3%	53.3%	51.0%
% of FP17s for Band 1 Urgent Courses	1,069	11,665	9.2%	10.1%	9.0%	9.0%
% of FP17s Relating to Free Repair or Replacements	138	11,665	1.2%	0.8%	1.0%	0.8%
% of FP17s Relating to Continuations	44	11,665	0.4%	0.9%	1.0%	0.9%
% of Patients satisfied with the dentistry they have received	1	1	N/A	95.3%	93.8%	93.2%
% of Patients satisfied with the time they had to wait for an appointment	1	1	N/A	89.3%	89.4%	88.3%

* This is based on patients treated on this contract for their most recent course of treatment. Figures in italics indicate the base number of FP17s or Patient Questionnaire responses are less than 100. N/A is shown where the base number of responses is less than 10 during the period. % is calculated as Quantity/Base number*100

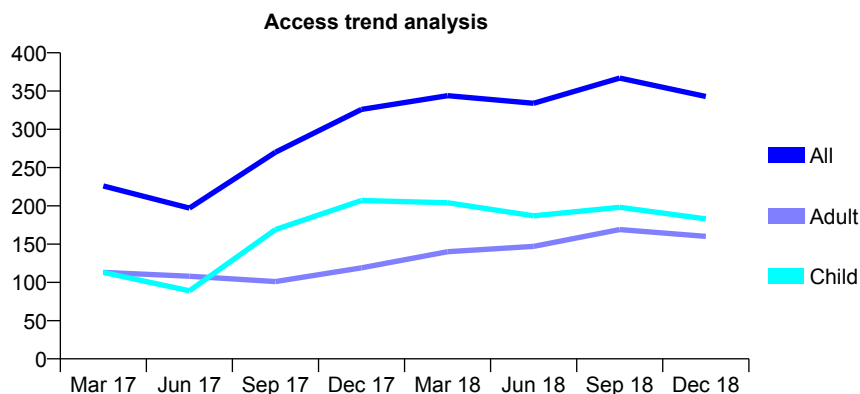
Q46 - Vital Signs At a Glance Contract Report for 154849/0001 - December 2018

Name or company name	Mr Ravat and Mr Ray
Contract type name	GDS Contract
Purpose of contract	General
Contract start date	01/12/2013
Contract end date	

18/19 Contracted general activity (UDA)	1,158
Carry forward general activity (UDA)	0
18/19 Contracted orthodontic activity (UOA)	0
Carry forward orthodontic activity (UOA)	0
Baseline contract value	£28,804.08

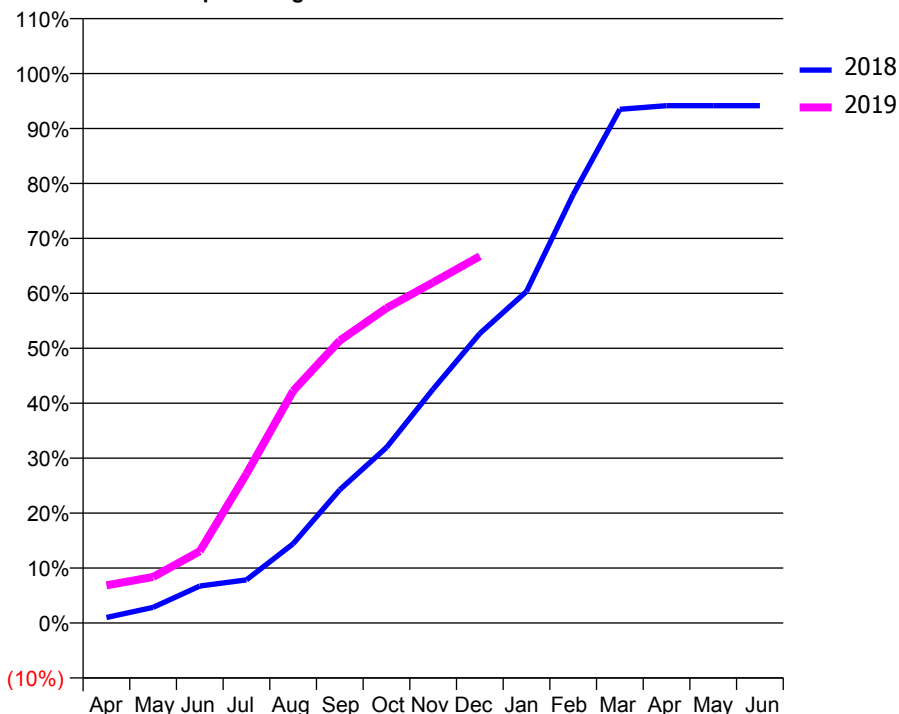
ACCESS*

Patients seen in 24 months	Total	Change since previous quarter
Quarter ending December 2017	326	
Quarter ending March 2018	344	↑
Quarter ending June 2018	334	↓
Quarter ending September 2018	367	↑
Quarter ending December 2018	343	↓
Variance since December 2017	5.2%	↑



ACTIVITY

Cumulative percentage of contracted UDA delivered 2018 & 2019



Month	Adjusted Scheduled Activity (UDA)	
	2018	2019
April	11	79
May	31	97
June	73	151
July	85	314
August	156	489
September	263	595
October	346	664
November	461	718
December	571	773
January	654	
February	845	
March	1,013	
April	1,020	
May	1,020	
June	1,020	

QUALITY

	Quantity	Base Number	Contract	AT	Region	England
% of FP17s for the same patient ID Re-attending within 3 months - Children	8	202	4.0%	12.2%	12.3%	11.8%
% of FP17s for the same patient ID Re-attending within 3 months - Adults	10	172	5.8%	16.0%	15.8%	15.6%
% of FP17s for the same patient ID Re-attending between 3 & 9 months - Children	62	202	30.7%	58.0%	60.1%	58.8%
% of FP17s for the same patient ID Re-attending between 3 & 9 months - Adults	33	172	19.2%	51.3%	53.3%	51.0%
% of FP17s for Band 1 Urgent Courses	19	371	5.1%	10.1%	9.0%	9.0%
% of FP17s Relating to Free Repair or Replacements	0	371	0.0%	0.8%	1.0%	0.8%
% of FP17s Relating to Continuations	1	371	0.3%	0.9%	1.0%	0.9%
% of Patients satisfied with the dentistry they have received	0	0	N/A	95.3%	93.8%	93.2%
% of Patients satisfied with the time they had to wait for an appointment	0	0	N/A	89.3%	89.4%	88.3%

* This is based on patients treated on this contract for their most recent course of treatment. Figures in italics indicate the base number of FP17s or Patient Questionnaire responses are less than 100. N/A is shown where the base number of responses is less than 10 during the period. % is calculated as Quantity/Base number*100

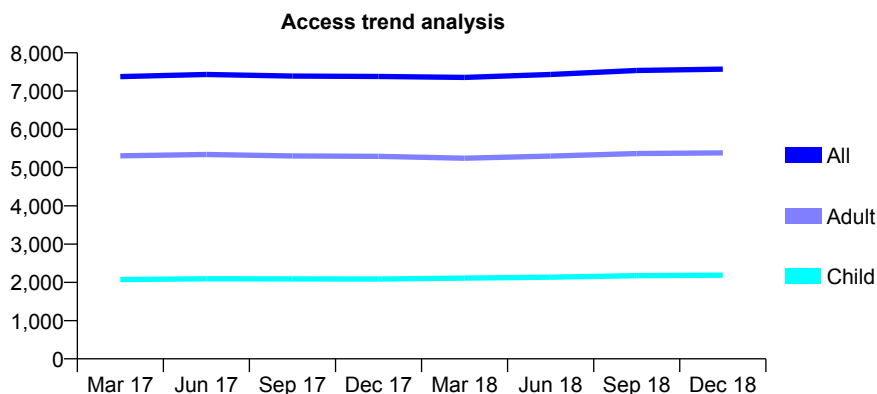
Q46 - Vital Signs At a Glance Contract Report for 155160/0001 - December 2018

Name or company name	DCO Dental
Contract type name	GDS Contract
Purpose of contract	General
Contract start date	01/01/2009
Contract end date	

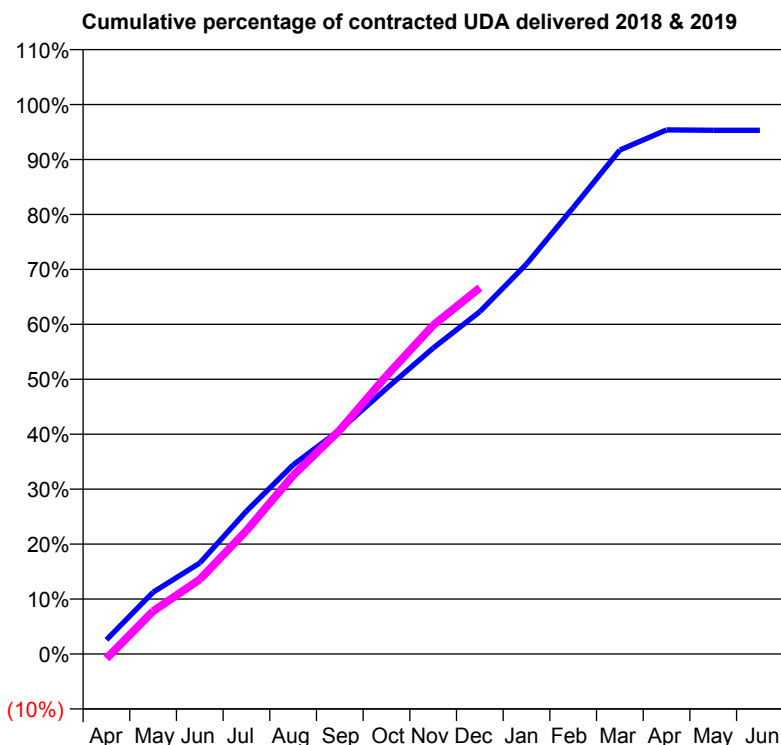
18/19 Contracted general activity (UDA)	20,000
Carry forward general activity (UDA)	937
18/19 Contracted orthodontic activity (UOA)	0
Carry forward orthodontic activity (UOA)	0
Baseline contract value	£502,826.96

ACCESS*

Patients seen in 24 months	Total	Change since previous quarter
Quarter ending December 2017	7,380	
Quarter ending March 2018	7,356	→
Quarter ending June 2018	7,435	→
Quarter ending September 2018	7,539	→
Quarter ending December 2018	7,572	→
Variance since December 2017	2.6%	↑



ACTIVITY



Month	Adjusted Scheduled Activity (UDA)	
	2018	2019
April	517	-166
May	2,251	1,560
June	3,311	2,714
July	5,203	4,491
August	6,886	6,501
September	8,157	8,149
October	9,665	10,125
November	11,138	11,967
December	12,463	13,332
January	14,194	
February	16,246	
March	18,345	
April	19,075	
May	19,061	
June	19,063	

QUALITY

	Quantity	Base Number	Contract	AT	Region	England
% of FP17s for the same patient ID Re-attending within 3 months - Children	178	2,385	7.5%	12.2%	12.3%	11.8%
% of FP17s for the same patient ID Re-attending within 3 months - Adults	844	5,313	15.9%	16.0%	15.8%	15.6%
% of FP17s for the same patient ID Re-attending between 3 & 9 months - Children	1,495	2,385	62.7%	58.0%	60.1%	58.8%
% of FP17s for the same patient ID Re-attending between 3 & 9 months - Adults	2,537	5,313	47.8%	51.3%	53.3%	51.0%
% of FP17s for Band 1 Urgent Courses	701	7,000	10.0%	10.1%	9.0%	9.0%
% of FP17s Relating to Free Repair or Replacements	54	7,000	0.8%	0.8%	1.0%	0.8%
% of FP17s Relating to Continuations	24	7,000	0.3%	0.9%	1.0%	0.9%
% of Patients satisfied with the dentistry they have received	3	3	N/A	95.3%	93.8%	93.2%
% of Patients satisfied with the time they had to wait for an appointment	2	3	N/A	89.3%	89.4%	88.3%

* This is based on patients treated on this contract for their most recent course of treatment. Figures in italics indicate the base number of FP17s or Patient Questionnaire responses are less than 100. N/A is shown where the base number of responses is less than 10 during the period. % is calculated as Quantity/Base number*100

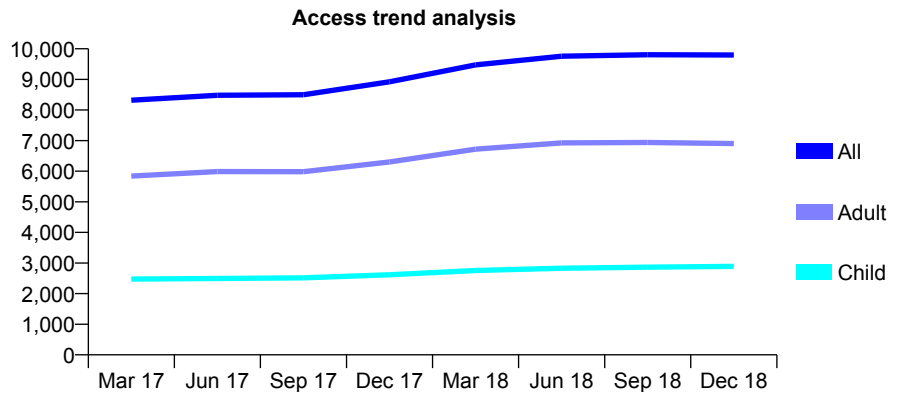
Q46 - Vital Signs At a Glance Contract Report for 155160/0002 - December 2018

Name or company name	DCO Dental
Contract type name	GDS Contract
Purpose of contract	General
Contract start date	01/08/2009
Contract end date	

18/19 Contracted general activity (UDA)	23,150
Carry forward general activity (UDA)	911
18/19 Contracted orthodontic activity (UOA)	0
Carry forward orthodontic activity (UOA)	0
Baseline contract value	£582,022.21

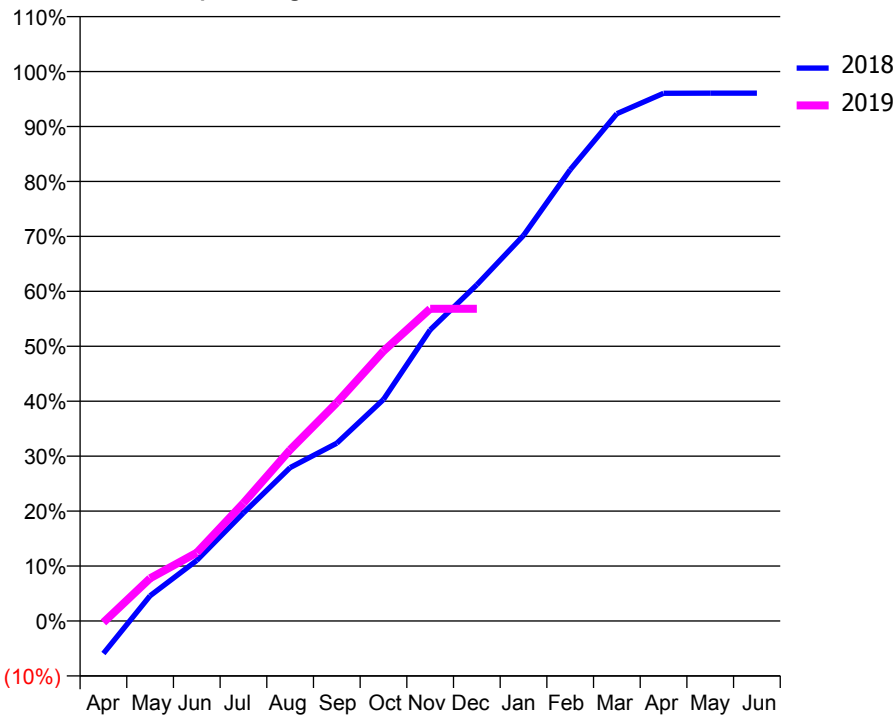
ACCESS*

Patients seen in 24 months	Total	Change since previous quarter
Quarter ending December 2017	8,922	
Quarter ending March 2018	9,476	↑
Quarter ending June 2018	9,758	↑
Quarter ending September 2018	9,804	→
Quarter ending December 2018	9,799	→
Variance since December 2017	9.8%	↑



ACTIVITY

Cumulative percentage of contracted UDA delivered 2018 & 2019



Month	Adjusted Scheduled Activity (UDA)	
	2018	2019
April	-1,374	-66
May	1,062	1,799
June	2,555	2,881
July	4,555	4,968
August	6,462	7,215
September	7,489	9,202
October	9,333	11,372
November	12,265	13,154
December	14,164	13,154
January	16,242	
February	19,011	
March	21,372	
April	22,233	
May	22,238	
June	22,239	

QUALITY

	Quantity	Base Number	Contract	AT	Region	England
% of FP17s for the same patient ID Re-attending within 3 months - Children	206	2,844	7.2%	12.2%	12.3%	11.8%
% of FP17s for the same patient ID Re-attending within 3 months - Adults	932	6,141	15.2%	16.0%	15.8%	15.6%
% of FP17s for the same patient ID Re-attending between 3 & 9 months - Children	1,740	2,844	61.2%	58.0%	60.1%	58.8%
% of FP17s for the same patient ID Re-attending between 3 & 9 months - Adults	3,132	6,141	51.0%	51.3%	53.3%	51.0%
% of FP17s for Band 1 Urgent Courses	661	7,351	9.0%	10.1%	9.0%	9.0%
% of FP17s Relating to Free Repair or Replacements	63	7,351	0.9%	0.8%	1.0%	0.8%
% of FP17s Relating to Continuations	16	7,351	0.2%	0.9%	1.0%	0.9%
% of Patients satisfied with the dentistry they have received	2	2	N/A	95.3%	93.8%	93.2%
% of Patients satisfied with the time they had to wait for an appointment	2	2	N/A	89.3%	89.4%	88.3%

* This is based on patients treated on this contract for their most recent course of treatment. Figures in italics indicate the base number of FP17s or Patient Questionnaire responses are less than 100. N/A is shown where the base number of responses is less than 10 during the period. % is calculated as Quantity/Base number*100

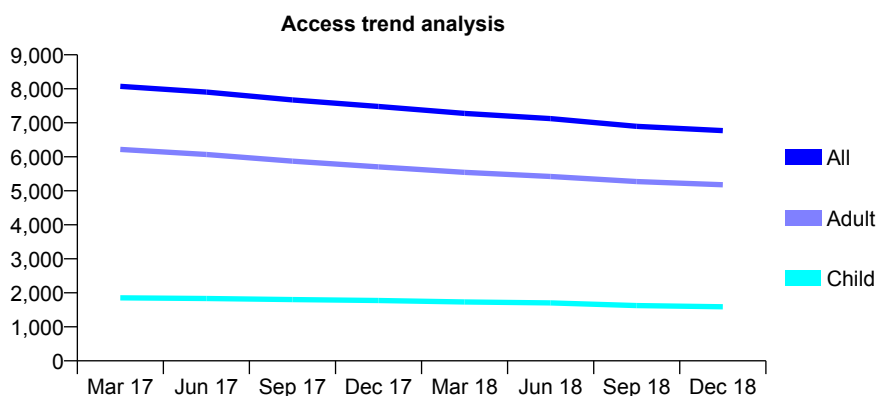
Q46 - Vital Signs At a Glance Contract Report for 155195/0001 - December 2018

Name or company name	Bolton and Bury Dental Practice
Contract type name	GDS Contract
Purpose of contract	General
Contract start date	01/04/2012
Contract end date	

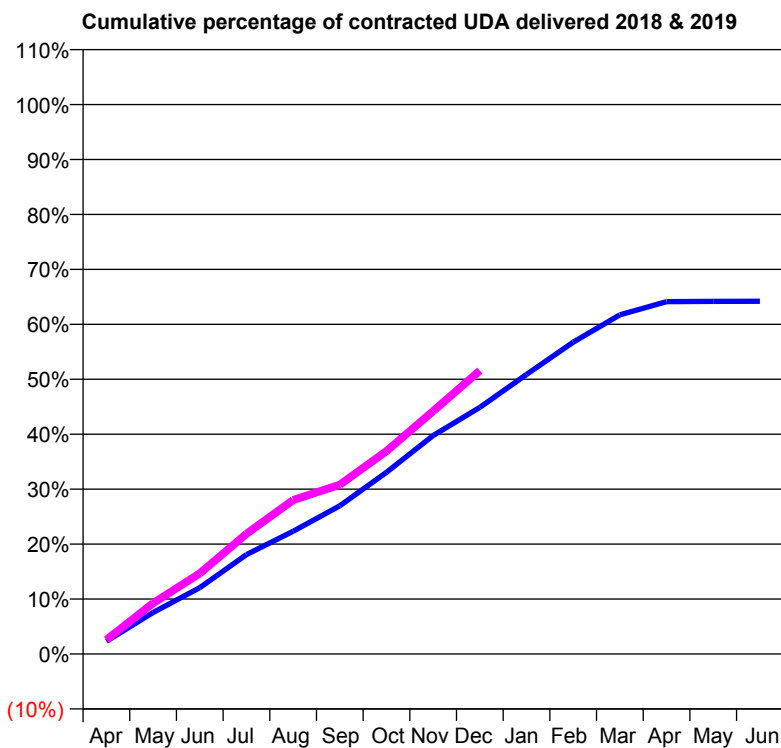
18/19 Contracted general activity (UDA)	28,500
Carry forward general activity (UDA)	0
18/19 Contracted orthodontic activity (UOA)	0
Carry forward orthodontic activity (UOA)	0
Baseline contract value	£877,604.67

ACCESS*

Patients seen in 24 months	Total	Change since previous quarter
Quarter ending December 2017	7,481	
Quarter ending March 2018	7,277	↓
Quarter ending June 2018	7,125	↓
Quarter ending September 2018	6,898	↓
Quarter ending December 2018	6,770	↓
Variance since December 2017	(9.5%)	↓



ACTIVITY



Month	Adjusted Scheduled Activity (UDA)	
	2018	2019
April	738	734
May	2,411	2,637
June	3,856	4,179
July	5,780	6,237
August	7,134	7,984
September	8,611	8,782
October	10,561	10,521
November	12,694	12,594
December	14,333	14,699
January	16,242	
February	18,121	
March	19,712	
April	20,480	
May	20,494	
June	20,499	

QUALITY

	Quantity	Base Number	Contract	AT	Region	England
% of FP17s for the same patient ID Re-attending within 3 months - Children	118	1,417	8.3%	12.2%	12.3%	11.8%
% of FP17s for the same patient ID Re-attending within 3 months - Adults	850	4,837	17.6%	16.0%	15.8%	15.6%
% of FP17s for the same patient ID Re-attending between 3 & 9 months - Children	518	1,417	36.6%	58.0%	60.1%	58.8%
% of FP17s for the same patient ID Re-attending between 3 & 9 months - Adults	1,783	4,837	36.9%	51.3%	53.3%	51.0%
% of FP17s for Band 1 Urgent Courses	646	5,952	10.9%	10.1%	9.0%	9.0%
% of FP17s Relating to Free Repair or Replacements	45	5,952	0.8%	0.8%	1.0%	0.8%
% of FP17s Relating to Continuations	103	5,952	1.7%	0.9%	1.0%	0.9%
% of Patients satisfied with the dentistry they have received	3	3	N/A	95.3%	93.8%	93.2%
% of Patients satisfied with the time they had to wait for an appointment	2	3	N/A	89.3%	89.4%	88.3%

* This is based on patients treated on this contract for their most recent course of treatment. Figures in italics indicate the base number of FP17s or Patient Questionnaire responses are less than 100. N/A is shown where the base number of responses is less than 10 during the period. % is calculated as Quantity/Base number*100

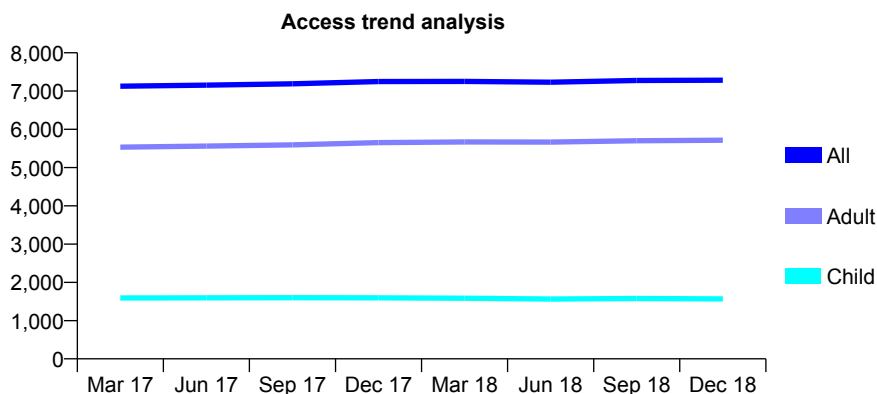
Q46 - Vital Signs At a Glance Contract Report for 156140/0001 - December 2018

Name or company name	Edgeley Dental Practice
Contract type name	GDS Contract
Purpose of contract	General
Contract start date	22/03/2007
Contract end date	

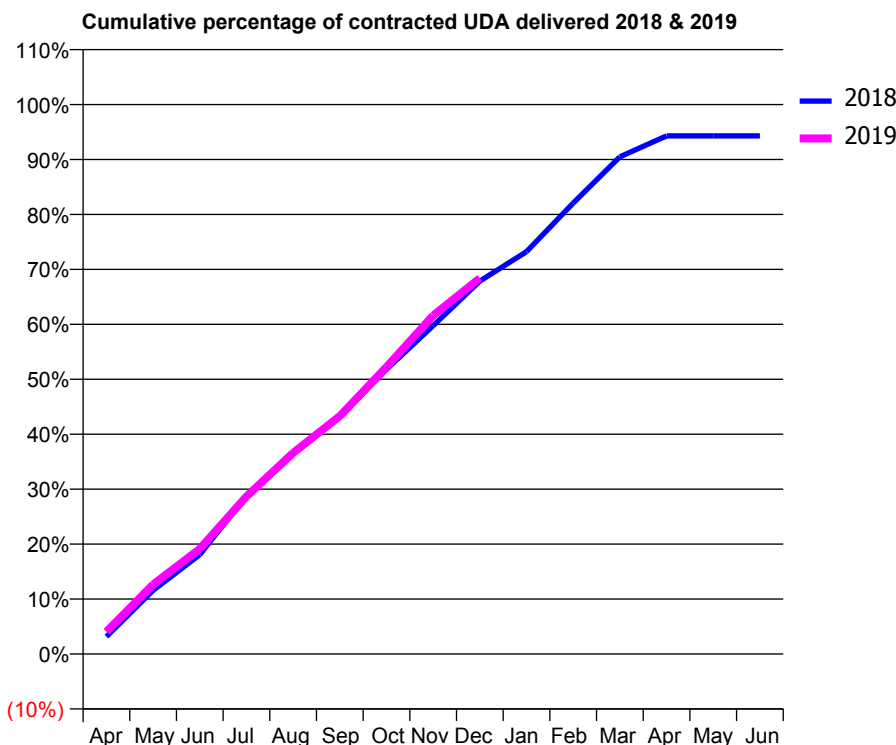
18/19 Contracted general activity (UDA)	22,636
Carry forward general activity (UDA)	0
18/19 Contracted orthodontic activity (UOA)	0
Carry forward orthodontic activity (UOA)	0
Baseline contract value	£740,150.66

ACCESS*

Patients seen in 24 months	Total	Change since previous quarter
Quarter ending December 2017	7,249	
Quarter ending March 2018	7,253	→
Quarter ending June 2018	7,232	→
Quarter ending September 2018	7,277	→
Quarter ending December 2018	7,282	→
Variance since December 2017	0.5%	→



ACTIVITY



Month	Adjusted Scheduled Activity (UDA)	
	2018	2019
April	716	920
May	2,624	2,864
June	4,095	4,329
July	6,523	6,488
August	8,254	8,288
September	9,778	9,803
October	11,727	11,823
November	13,528	13,942
December	15,360	15,484
January	16,574	
February	18,575	
March	20,483	
April	21,342	
May	21,342	
June	21,342	

QUALITY

	Quantity	Base Number	Contract	AT	Region	England
% of FP17s for the same patient ID Re-attending within 3 months - Children	112	1,843	6.1%	12.2%	12.3%	11.8%
% of FP17s for the same patient ID Re-attending within 3 months - Adults	936	6,979	13.4%	16.0%	15.8%	15.6%
% of FP17s for the same patient ID Re-attending between 3 & 9 months - Children	1,138	1,843	61.7%	58.0%	60.1%	58.8%
% of FP17s for the same patient ID Re-attending between 3 & 9 months - Adults	4,446	6,979	63.7%	51.3%	53.3%	51.0%
% of FP17s for Band 1 Urgent Courses	672	8,413	8.0%	10.1%	9.0%	9.0%
% of FP17s Relating to Free Repair or Replacements	66	8,413	0.8%	0.8%	1.0%	0.8%
% of FP17s Relating to Continuations	92	8,413	1.1%	0.9%	1.0%	0.9%
% of Patients satisfied with the dentistry they have received	0	0	N/A	95.3%	93.8%	93.2%
% of Patients satisfied with the time they had to wait for an appointment	0	0	N/A	89.3%	89.4%	88.3%

* This is based on patients treated on this contract for their most recent course of treatment. Figures in italics indicate the base number of FP17s or Patient Questionnaire responses are less than 100. N/A is shown where the base number of responses is less than 10 during the period. % is calculated as Quantity/Base number*100

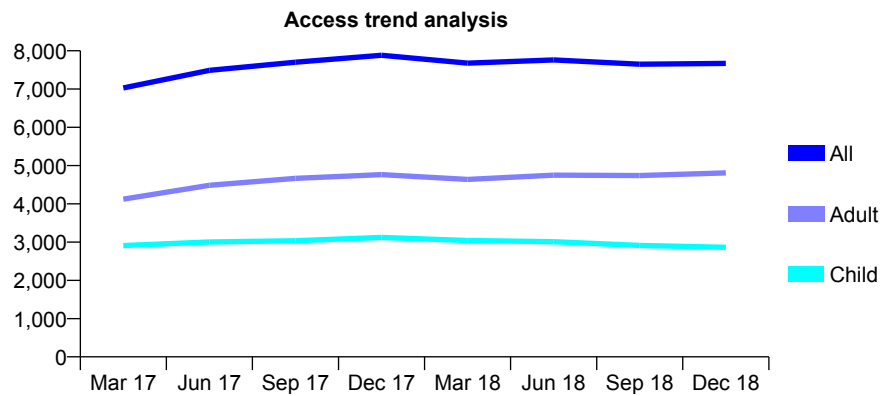
Q46 - Vital Signs At a Glance Contract Report for 156523/0001 - December 2018

Name or company name	Daylesford Associates Limited
Contract type name	GDS Contract
Purpose of contract	General
Contract start date	22/05/2008
Contract end date	

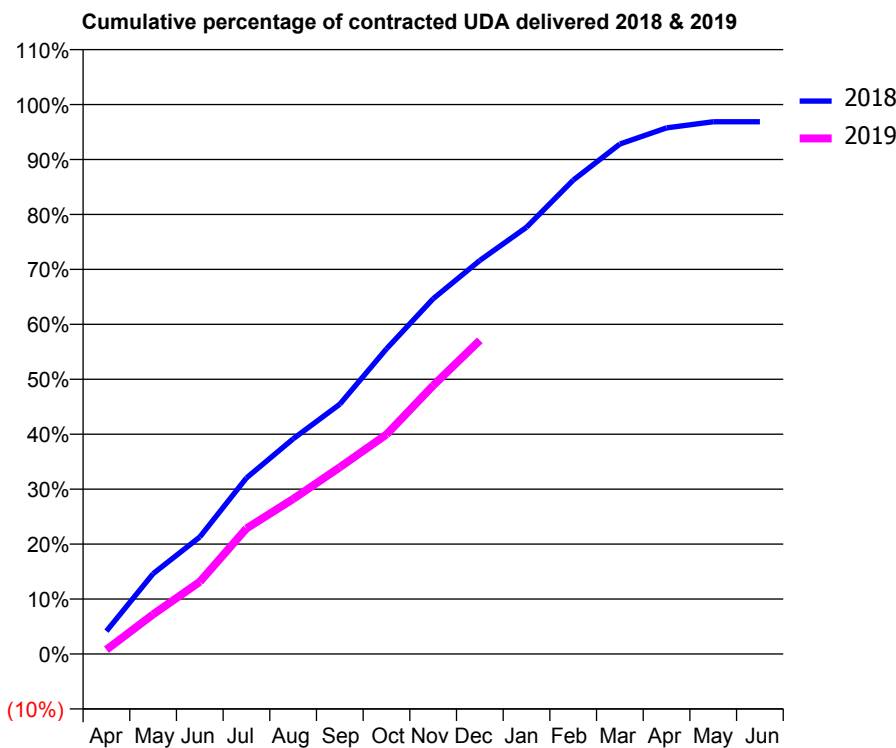
18/19 Contracted general activity (UDA)	21,288
Carry forward general activity (UDA)	670
18/19 Contracted orthodontic activity (UOA)	0
Carry forward orthodontic activity (UOA)	0
Baseline contract value	£603,745.09

ACCESS*

Patients seen in 24 months	Total	Change since previous quarter
Quarter ending December 2017	7,883	
Quarter ending March 2018	7,679	↓
Quarter ending June 2018	7,761	→
Quarter ending September 2018	7,651	↓
Quarter ending December 2018	7,670	→
Variance since December 2017	(2.7%)	↓



ACTIVITY



Month	Adjusted Scheduled Activity (UDA)	
	2018	2019
April	887	169
May	3,113	1,536
June	4,535	2,796
July	6,824	4,865
August	8,334	6,004
September	9,680	7,236
October	11,820	8,508
November	13,765	10,401
December	15,247	12,154
January	16,532	
February	18,359	
March	19,757	
April	20,384	
May	20,618	
June	20,618	

QUALITY

	Quantity	Base Number	Contract	AT	Region	England
% of FP17s for the same patient ID Re-attending within 3 months - Children	217	3,118	7.0%	12.2%	12.3%	11.8%
% of FP17s for the same patient ID Re-attending within 3 months - Adults	573	4,164	13.8%	16.0%	15.8%	15.6%
% of FP17s for the same patient ID Re-attending between 3 & 9 months - Children	1,959	3,118	62.8%	58.0%	60.1%	58.8%
% of FP17s for the same patient ID Re-attending between 3 & 9 months - Adults	1,718	4,164	41.3%	51.3%	53.3%	51.0%
% of FP17s for Band 1 Urgent Courses	831	6,841	12.1%	10.1%	9.0%	9.0%
% of FP17s Relating to Free Repair or Replacements	10	6,841	0.1%	0.8%	1.0%	0.8%
% of FP17s Relating to Continuations	16	6,841	0.2%	0.9%	1.0%	0.9%
% of Patients satisfied with the dentistry they have received	0	0	N/A	95.3%	93.8%	93.2%
% of Patients satisfied with the time they had to wait for an appointment	0	0	N/A	89.3%	89.4%	88.3%

* This is based on patients treated on this contract for their most recent course of treatment. Figures in italics indicate the base number of FP17s or Patient Questionnaire responses are less than 100. N/A is shown where the base number of responses is less than 10 during the period. % is calculated as Quantity/Base number*100

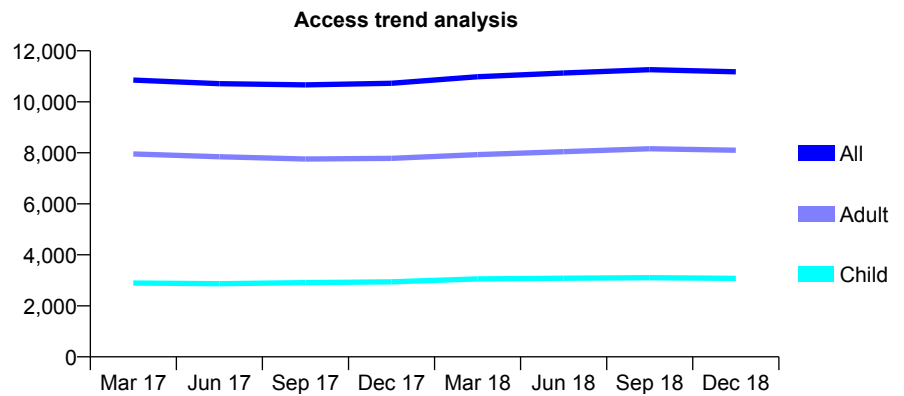
Q46 - Vital Signs At a Glance Contract Report for 158216/0001 - December 2018

Name or company name	Bredbury Dental Practice Ltd
Contract type name	GDS Contract
Purpose of contract	General
Contract start date	01/04/2008
Contract end date	

18/19 Contracted general activity (UDA)	29,008
Carry forward general activity (UDA)	-316
18/19 Contracted orthodontic activity (UOA)	0
Carry forward orthodontic activity (UOA)	0
Baseline contract value	£853,692.24

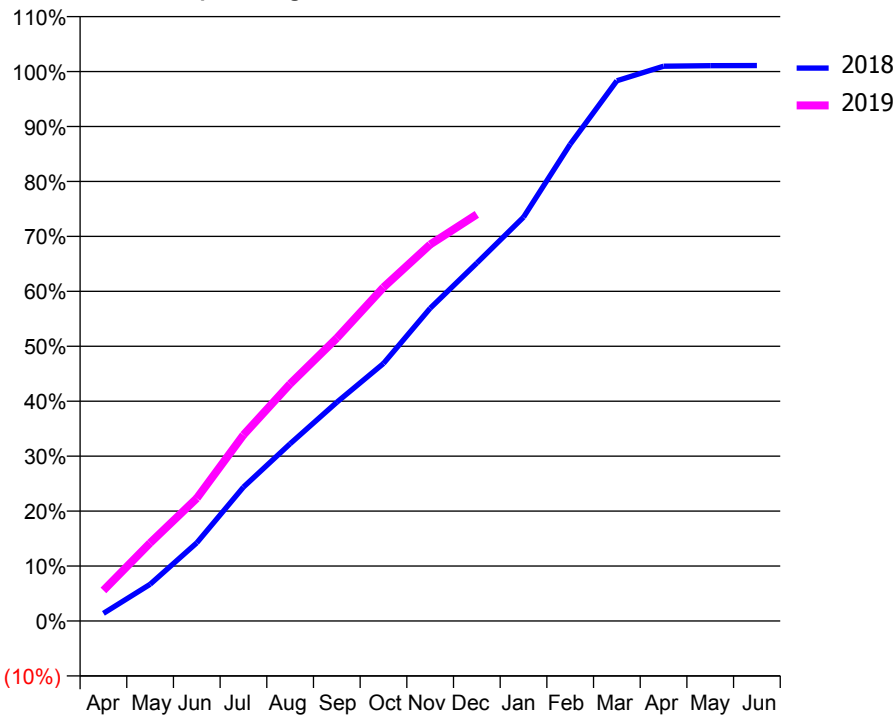
ACCESS*

Patients seen in 24 months	Total	Change since previous quarter
Quarter ending December 2017	10,725	
Quarter ending March 2018	10,981	↑
Quarter ending June 2018	11,131	→
Quarter ending September 2018	11,261	→
Quarter ending December 2018	11,178	→
Variance since December 2017	4.2%	↑



ACTIVITY

Cumulative percentage of contracted UDA delivered 2018 & 2019



Adjusted Scheduled Activity (UDA)		
Month	2018	2019
April	402	1,615
May	1,939	4,124
June	4,130	6,478
July	7,068	9,824
August	9,362	12,517
September	11,548	14,935
October	13,597	17,614
November	16,508	19,878
December	18,896	21,465
January	21,321	
February	25,170	
March	28,522	
April	29,286	
May	29,319	
June	29,324	

QUALITY

	Quantity	Base Number	Contract	AT	Region	England
% of FP17s for the same patient ID Re-attending within 3 months - Children	281	3,229	8.7%	12.2%	12.3%	11.8%
% of FP17s for the same patient ID Re-attending within 3 months - Adults	831	7,321	11.4%	16.0%	15.8%	15.6%
% of FP17s for the same patient ID Re-attending between 3 & 9 months - Children	1,987	3,229	61.5%	58.0%	60.1%	58.8%
% of FP17s for the same patient ID Re-attending between 3 & 9 months - Adults	3,340	7,321	45.6%	51.3%	53.3%	51.0%
% of FP17s for Band 1 Urgent Courses	548	9,741	5.6%	10.1%	9.0%	9.0%
% of FP17s Relating to Free Repair or Replacements	41	9,741	0.4%	0.8%	1.0%	0.8%
% of FP17s Relating to Continuations	126	9,741	1.3%	0.9%	1.0%	0.9%
% of Patients satisfied with the dentistry they have received	2	2	N/A	95.3%	93.8%	93.2%
% of Patients satisfied with the time they had to wait for an appointment	2	2	N/A	89.3%	89.4%	88.3%

* This is based on patients treated on this contract for their most recent course of treatment. Figures in italics indicate the base number of FP17s or Patient Questionnaire responses are less than 100. N/A is shown where the base number of responses is less than 10 during the period. % is calculated as Quantity/Base number*100

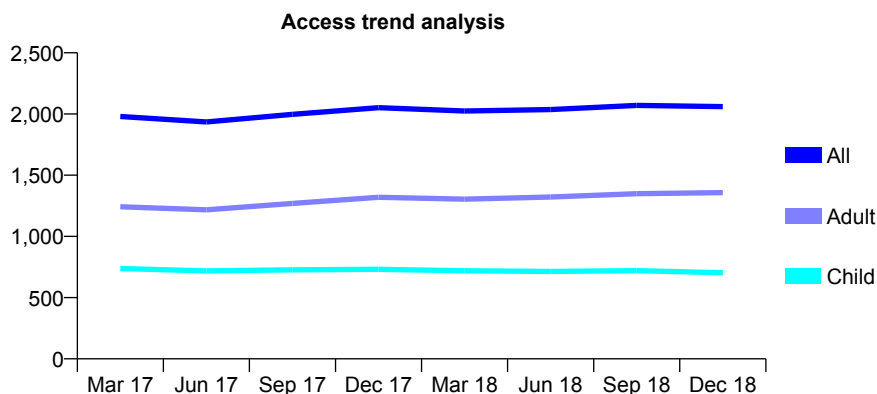
Q46 - Vital Signs At a Glance Contract Report for 158453/0001 - December 2018

Name or company name	Ravat and Ray Dental Care (Pemberton) Lt
Contract type name	GDS Contract
Purpose of contract	General
Contract start date	01/10/2013
Contract end date	

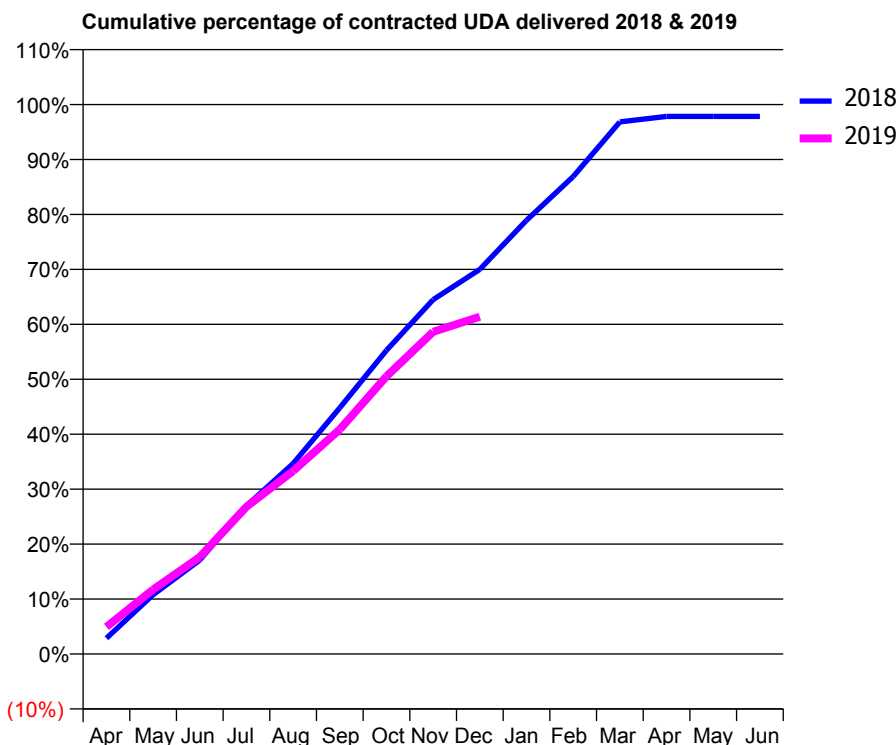
18/19 Contracted general activity (UDA)	6,500
Carry forward general activity (UDA)	11
18/19 Contracted orthodontic activity (UOA)	0
Carry forward orthodontic activity (UOA)	0
Baseline contract value	£201,156.63

ACCESS*

Patients seen in 24 months	Total	Change since previous quarter
Quarter ending December 2017	2,052	
Quarter ending March 2018	2,025	↓
Quarter ending June 2018	2,036	→
Quarter ending September 2018	2,070	→
Quarter ending December 2018	2,061	→
Variance since December 2017	0.4%	→



ACTIVITY



Month	Adjusted Scheduled Activity (UDA)	
	2018	2019
April	187	321
May	701	762
June	1,111	1,148
July	1,753	1,742
August	2,253	2,165
September	2,913	2,657
October	3,593	3,285
November	4,192	3,812
December	4,549	3,990
January	5,130	
February	5,648	
March	6,294	
April	6,359	
May	6,359	
June	6,359	

QUALITY

	Quantity	Base Number	Contract	AT	Region	England
% of FP17s for the same patient ID Re-attending within 3 months - Children	128	872	14.7%	12.2%	12.3%	11.8%
% of FP17s for the same patient ID Re-attending within 3 months - Adults	229	1,408	16.3%	16.0%	15.8%	15.6%
% of FP17s for the same patient ID Re-attending between 3 & 9 months - Children	551	872	63.2%	58.0%	60.1%	58.8%
% of FP17s for the same patient ID Re-attending between 3 & 9 months - Adults	680	1,408	48.3%	51.3%	53.3%	51.0%
% of FP17s for Band 1 Urgent Courses	283	2,247	12.6%	10.1%	9.0%	9.0%
% of FP17s Relating to Free Repair or Replacements	19	2,247	0.8%	0.8%	1.0%	0.8%
% of FP17s Relating to Continuations	13	2,247	0.6%	0.9%	1.0%	0.9%
% of Patients satisfied with the dentistry they have received	0	0	N/A	95.3%	93.8%	93.2%
% of Patients satisfied with the time they had to wait for an appointment	0	0	N/A	89.3%	89.4%	88.3%

* This is based on patients treated on this contract for their most recent course of treatment. Figures in italics indicate the base number of FP17s or Patient Questionnaire responses are less than 100. N/A is shown where the base number of responses is less than 10 during the period. % is calculated as Quantity/Base number*100

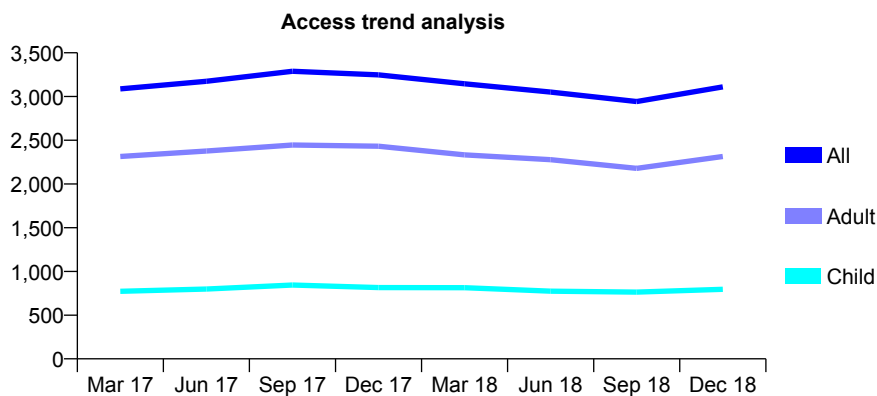
Q46 - Vital Signs At a Glance Contract Report for 158550/0001 - December 2018

Name or company name	Pearl Smile Limited
Contract type name	GDS Contract
Purpose of contract	General
Contract start date	01/03/2010
Contract end date	

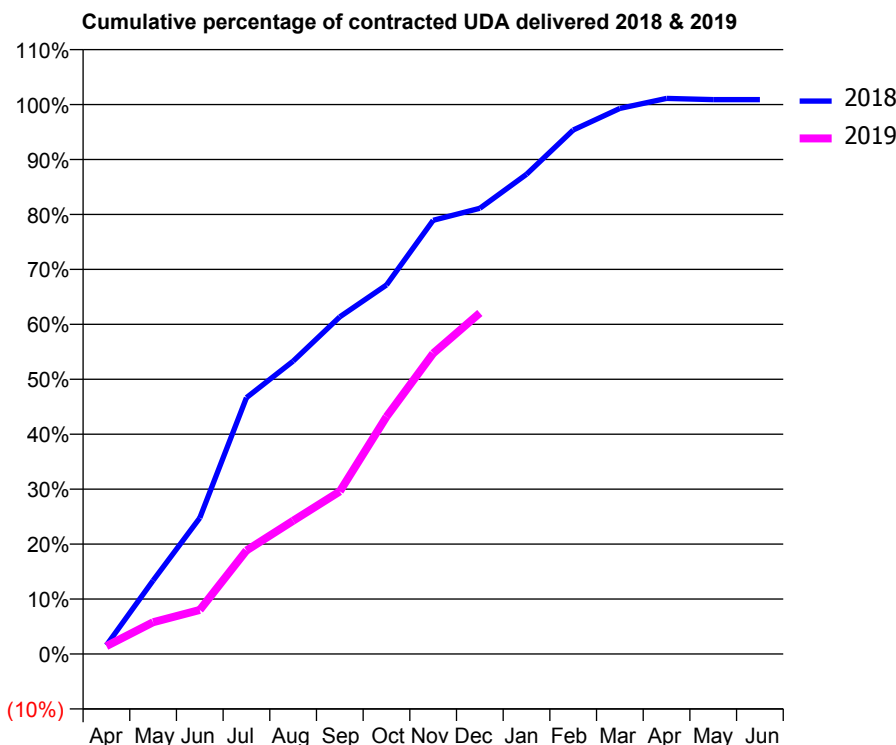
18/19 Contracted general activity (UDA)	9,882
Carry forward general activity (UDA)	-87
18/19 Contracted orthodontic activity (UOA)	0
Carry forward orthodontic activity (UOA)	0
Baseline contract value	£274,785.82

ACCESS*

Patients seen in 24 months	Total	Change since previous quarter
Quarter ending December 2017	3,247	
Quarter ending March 2018	3,145	↓
Quarter ending June 2018	3,051	↓
Quarter ending September 2018	2,942	↓
Quarter ending December 2018	3,111	↑
Variance since December 2017	(4.2%)	↓



ACTIVITY



Month	Adjusted Scheduled Activity (UDA)	
	2018	2019
April	156	143
May	1,322	571
June	2,448	792
July	4,610	1,862
August	5,267	2,398
September	6,063	2,925
October	6,637	4,266
November	7,800	5,406
December	8,016	6,132
January	8,628	
February	9,422	
March	9,813	
April	9,992	
May	9,969	
June	9,969	

QUALITY

	Quantity	Base Number	Contract	AT	Region	England
% of FP17s for the same patient ID Re-attending within 3 months - Children	67	811	8.3%	12.2%	12.3%	11.8%
% of FP17s for the same patient ID Re-attending within 3 months - Adults	273	2,167	12.6%	16.0%	15.8%	15.6%
% of FP17s for the same patient ID Re-attending between 3 & 9 months - Children	358	811	44.1%	58.0%	60.1%	58.8%
% of FP17s for the same patient ID Re-attending between 3 & 9 months - Adults	832	2,167	38.4%	51.3%	53.3%	51.0%
% of FP17s for Band 1 Urgent Courses	336	2,911	11.5%	10.1%	9.0%	9.0%
% of FP17s Relating to Free Repair or Replacements	16	2,911	0.5%	0.8%	1.0%	0.8%
% of FP17s Relating to Continuations	0	2,911	0.0%	0.9%	1.0%	0.9%
% of Patients satisfied with the dentistry they have received	6	6	N/A	95.3%	93.8%	93.2%
% of Patients satisfied with the time they had to wait for an appointment	4	6	N/A	89.3%	89.4%	88.3%

* This is based on patients treated on this contract for their most recent course of treatment. Figures in italics indicate the base number of FP17s or Patient Questionnaire responses are less than 100. N/A is shown where the base number of responses is less than 10 during the period. % is calculated as Quantity/Base number*100

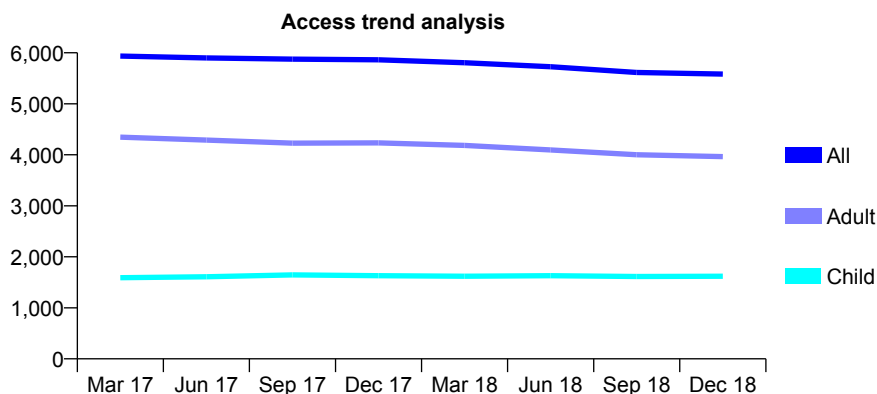
Q46 - Vital Signs At a Glance Contract Report for 158674/0001 - December 2018

Name or company name	IDH 418 Limited
Contract type name	GDS Contract
Purpose of contract	General
Contract start date	01/10/2008
Contract end date	

18/19 Contracted general activity (UDA)	15,889
Carry forward general activity (UDA)	0
18/19 Contracted orthodontic activity (UOA)	0
Carry forward orthodontic activity (UOA)	0
Baseline contract value	£579,566.92

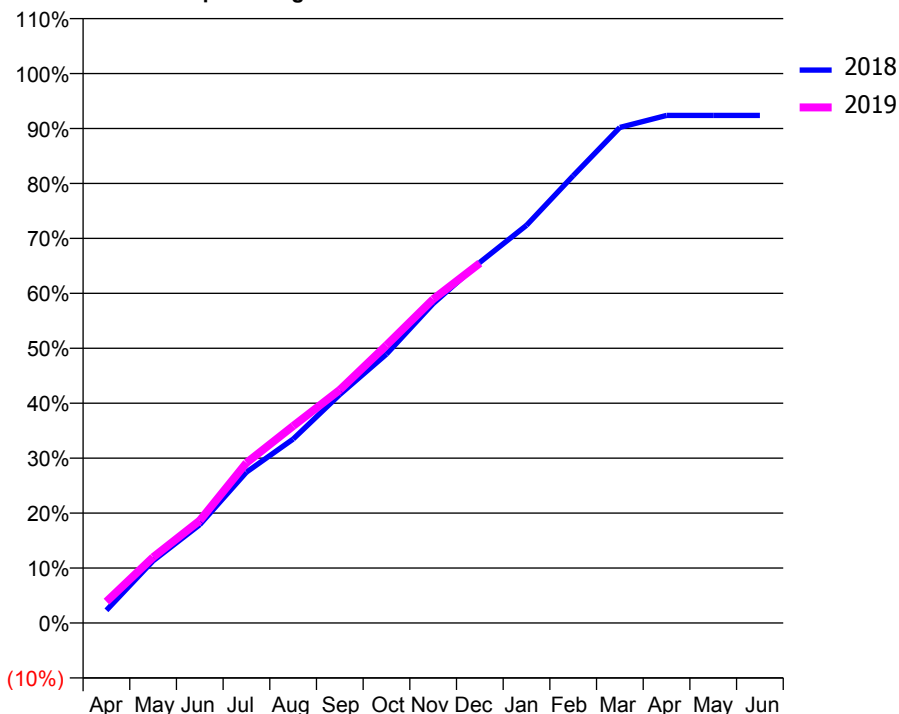
ACCESS*

Patients seen in 24 months	Total	Change since previous quarter
Quarter ending December 2017	5,863	
Quarter ending March 2018	5,804	↓
Quarter ending June 2018	5,726	↓
Quarter ending September 2018	5,615	↓
Quarter ending December 2018	5,584	→
Variance since December 2017	(4.8%)	↓



ACTIVITY

Cumulative percentage of contracted UDA delivered 2018 & 2019



Month	Adjusted Scheduled Activity (UDA)	
	2018	2019
April	367	618
May	1,798	1,903
June	2,842	2,962
July	4,362	4,632
August	5,319	5,696
September	6,606	6,743
October	7,775	8,035
November	9,236	9,363
December	10,426	10,406
January	11,501	
February	12,933	
March	14,332	
April	14,677	
May	14,677	
June	14,677	

QUALITY

	Quantity	Base Number	Contract	AT	Region	England
% of FP17s for the same patient ID Re-attending within 3 months - Children	93	1,666	5.6%	12.2%	12.3%	11.8%
% of FP17s for the same patient ID Re-attending within 3 months - Adults	401	3,696	10.8%	16.0%	15.8%	15.6%
% of FP17s for the same patient ID Re-attending between 3 & 9 months - Children	896	1,666	53.8%	58.0%	60.1%	58.8%
% of FP17s for the same patient ID Re-attending between 3 & 9 months - Adults	1,818	3,696	49.2%	51.3%	53.3%	51.0%
% of FP17s for Band 1 Urgent Courses	175	5,202	3.4%	10.1%	9.0%	9.0%
% of FP17s Relating to Free Repair or Replacements	50	5,202	1.0%	0.8%	1.0%	0.8%
% of FP17s Relating to Continuations	99	5,202	1.9%	0.9%	1.0%	0.9%
% of Patients satisfied with the dentistry they have received	1	1	N/A	95.3%	93.8%	93.2%
% of Patients satisfied with the time they had to wait for an appointment	1	1	N/A	89.3%	89.4%	88.3%

* This is based on patients treated on this contract for their most recent course of treatment. Figures in italics indicate the base number of FP17s or Patient Questionnaire responses are less than 100. N/A is shown where the base number of responses is less than 10 during the period. % is calculated as Quantity/Base number*100

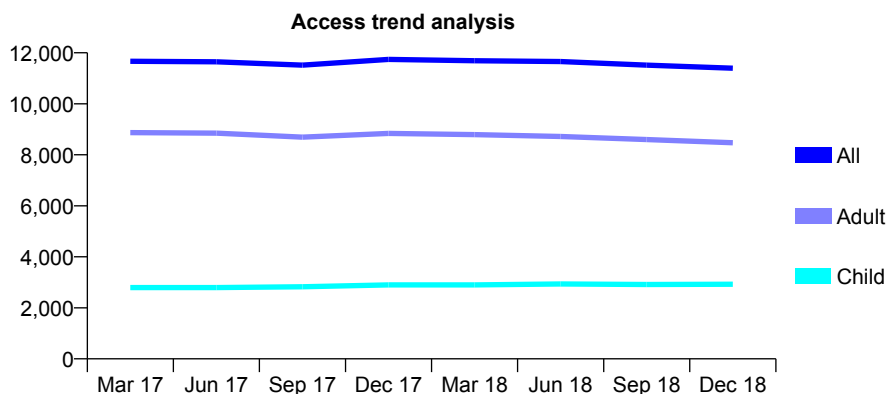
Q46 - Vital Signs At a Glance Contract Report for 160059/0001 - December 2018

Name or company name	REVIVE DENTAL CARE LIMITED
Contract type name	Pilot Contract
Purpose of contract	General
Contract start date	01/01/2015
Contract end date	

18/19 Contracted general activity (UDA)	28,580
Carry forward general activity (UDA)	0
18/19 Contracted orthodontic activity (UOA)	0
Carry forward orthodontic activity (UOA)	0
Baseline contract value	£1,034,353.33

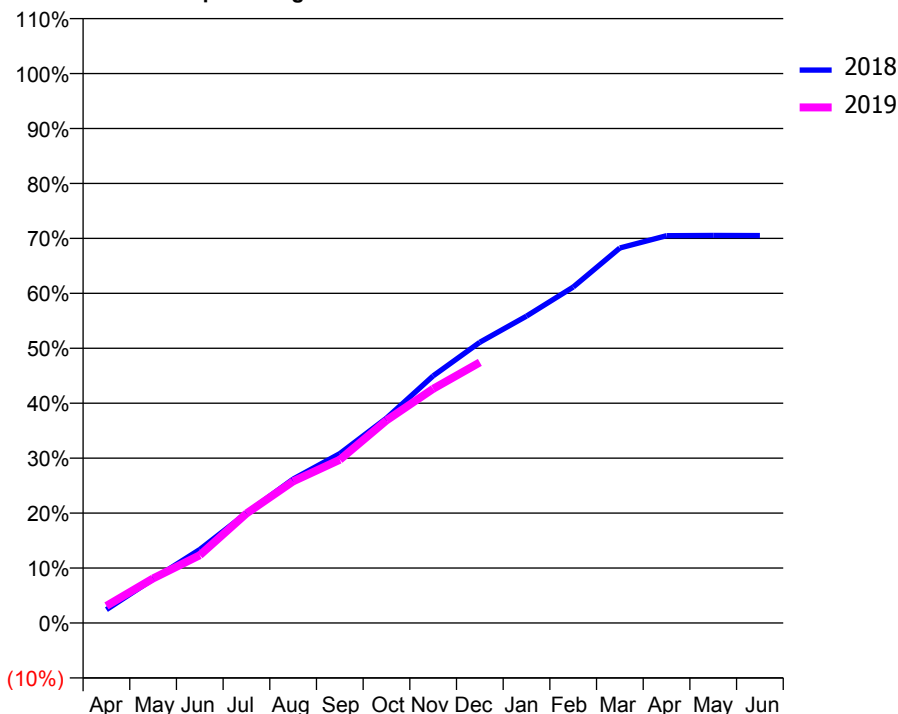
ACCESS*

Patients seen in 24 months	Total	Change since previous quarter
Quarter ending December 2017	11,741	
Quarter ending March 2018	11,691	→
Quarter ending June 2018	11,655	→
Quarter ending September 2018	11,516	↓
Quarter ending December 2018	11,395	↓
Variance since December 2017	(2.9%)	↓



ACTIVITY

Cumulative percentage of contracted UDA delivered 2018 & 2019



Month	Adjusted Scheduled Activity (UDA)	
	2018	2019
April	699	892
May	2,282	2,318
June	3,825	3,525
July	5,719	5,699
August	7,484	7,371
September	8,814	8,490
October	10,653	10,539
November	12,854	12,183
December	14,601	13,554
January	15,965	
February	17,471	
March	19,505	
April	20,146	
May	20,155	
June	20,152	

QUALITY

	Quantity	Base Number	Contract	AT	Region	England
% of FP17s for the same patient ID Re-attending within 3 months - Children	156	2,362	6.6%	12.2%	12.3%	11.8%
% of FP17s for the same patient ID Re-attending within 3 months - Adults	747	5,703	13.1%	16.0%	15.8%	15.6%
% of FP17s for the same patient ID Re-attending between 3 & 9 months - Children	903	2,362	38.2%	58.0%	60.1%	58.8%
% of FP17s for the same patient ID Re-attending between 3 & 9 months - Adults	990	5,703	17.4%	51.3%	53.3%	51.0%
% of FP17s for Band 1 Urgent Courses	1,363	7,628	17.9%	10.1%	9.0%	9.0%
% of FP17s Relating to Free Repair or Replacements	8	7,628	0.1%	0.8%	1.0%	0.8%
% of FP17s Relating to Continuations	5	7,628	0.1%	0.9%	1.0%	0.9%
% of Patients satisfied with the dentistry they have received	4	4	N/A	95.3%	93.8%	93.2%
% of Patients satisfied with the time they had to wait for an appointment	4	4	N/A	89.3%	89.4%	88.3%

* This is based on patients treated on this contract for their most recent course of treatment. Figures in italics indicate the base number of FP17s or Patient Questionnaire responses are less than 100. N/A is shown where the base number of responses is less than 10 during the period. % is calculated as Quantity/Base number*100

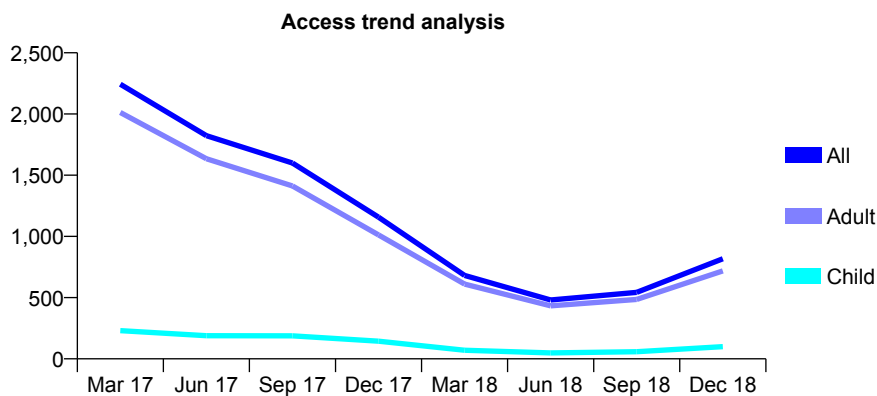
Q46 - Vital Signs At a Glance Contract Report for 160059/0004 - December 2018

Name or company name	REVIVE DENTAL CARE LIMITED
Contract type name	PDS Contract
Purpose of contract	General
Contract start date	01/01/2015
Contract end date	30/09/2019

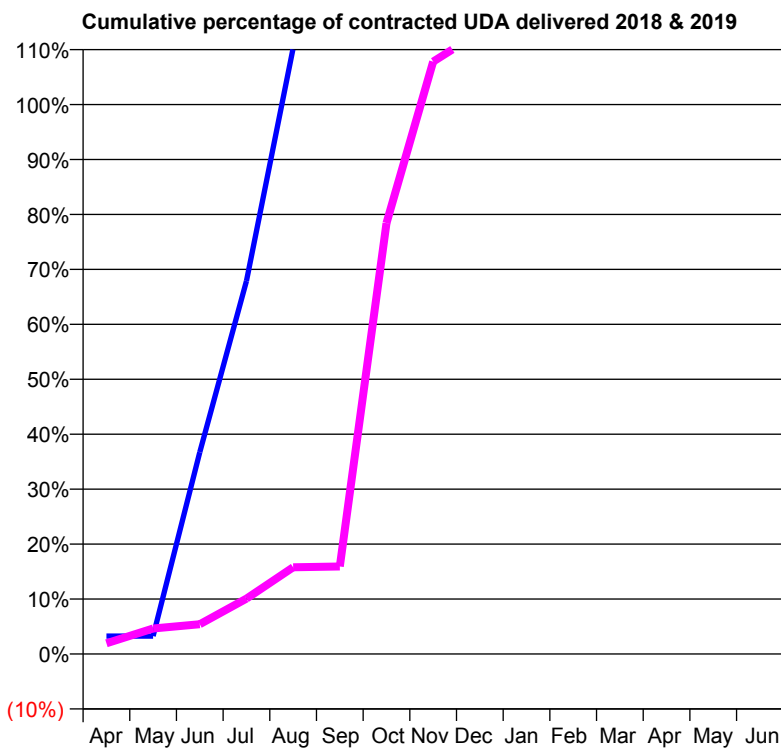
18/19 Contracted general activity (UDA)	918
Carry forward general activity (UDA)	-18
18/19 Contracted orthodontic activity (UOA)	0
Carry forward orthodontic activity (UOA)	0
Baseline contract value	£51,779.51

ACCESS*

Patients seen in 24 months	Total	Change since previous quarter
Quarter ending December 2017	1,157	
Quarter ending March 2018	681	↓
Quarter ending June 2018	481	↓
Quarter ending September 2018	543	↑
Quarter ending December 2018	818	↑
Variance since December 2017	(29.3%)	↓



ACTIVITY



Month	Adjusted Scheduled Activity (UDA)	
	2018	2019
April	30	18
May	30	43
June	337	50
July	623	93
August	1,011	145
September	1,394	146
October	1,616	720
November	1,710	990
December	1,710	1,039
January	1,741	
February	1,748	
March	1,751	
April	1,766	
May	1,782	
June	1,782	

QUALITY

	Quantity	Base Number	Contract	AT	Region	England
% of FP17s for the same patient ID Re-attending within 3 months - Children	3	97	3.1%	12.2%	12.3%	11.8%
% of FP17s for the same patient ID Re-attending within 3 months - Adults	27	647	4.2%	16.0%	15.8%	15.6%
% of FP17s for the same patient ID Re-attending between 3 & 9 months - Children	1	97	1.0%	58.0%	60.1%	58.8%
% of FP17s for the same patient ID Re-attending between 3 & 9 months - Adults	19	647	2.9%	51.3%	53.3%	51.0%
% of FP17s for Band 1 Urgent Courses	465	693	67.1%	10.1%	9.0%	9.0%
% of FP17s Relating to Free Repair or Replacements	1	693	0.1%	0.8%	1.0%	0.8%
% of FP17s Relating to Continuations	0	693	0.0%	0.9%	1.0%	0.9%
% of Patients satisfied with the dentistry they have received	0	0	N/A	95.3%	93.8%	93.2%
% of Patients satisfied with the time they had to wait for an appointment	0	0	N/A	89.3%	89.4%	88.3%

* This is based on patients treated on this contract for their most recent course of treatment. Figures in italics indicate the base number of FP17s or Patient Questionnaire responses are less than 100. N/A is shown where the base number of responses is less than 10 during the period. % is calculated as Quantity/Base number*100

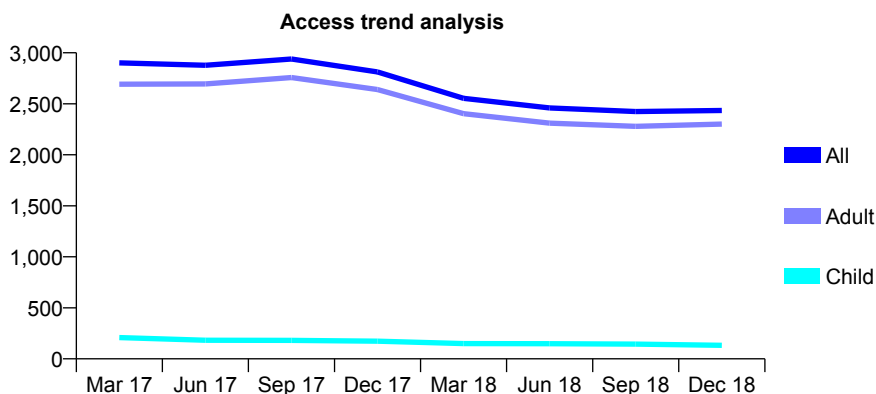
Q46 - Vital Signs At a Glance Contract Report for 160059/0005 - December 2018

Name or company name	REVIVE DENTAL CARE LIMITED
Contract type name	PDS Contract
Purpose of contract	General
Contract start date	01/01/2015
Contract end date	31/03/2019

18/19 Contracted general activity (UDA)	4,800
Carry forward general activity (UDA)	0
18/19 Contracted orthodontic activity (UOA)	0
Carry forward orthodontic activity (UOA)	0
Baseline contract value	£155,640.17

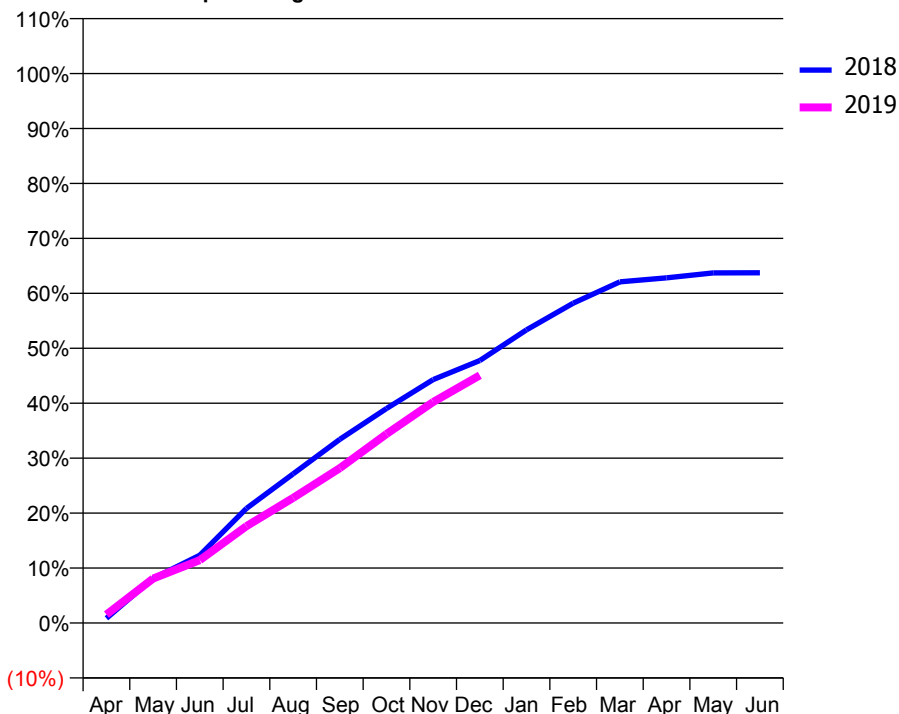
ACCESS*

Patients seen in 24 months	Total	Change since previous quarter
Quarter ending December 2017	2,813	
Quarter ending March 2018	2,553	↓
Quarter ending June 2018	2,459	↓
Quarter ending September 2018	2,424	↓
Quarter ending December 2018	2,434	→
Variance since December 2017	(13.5%)	↓



ACTIVITY

Cumulative percentage of contracted UDA delivered 2018 & 2019



Month	Adjusted Scheduled Activity (UDA)	
	2018	2019
April	41	74
May	389	389
June	592	549
July	1,001	847
August	1,303	1,093
September	1,605	1,353
October	1,874	1,651
November	2,127	1,931
December	2,292	2,164
January	2,561	
February	2,794	
March	2,980	
April	3,015	
May	3,058	
June	3,059	

QUALITY

	Quantity	Base Number	Contract	AT	Region	England
% of FP17s for the same patient ID Re-attending within 3 months - Children	7	143	4.9%	12.2%	12.3%	11.8%
% of FP17s for the same patient ID Re-attending within 3 months - Adults	136	1,768	7.7%	16.0%	15.8%	15.6%
% of FP17s for the same patient ID Re-attending between 3 & 9 months - Children	6	143	4.2%	58.0%	60.1%	58.8%
% of FP17s for the same patient ID Re-attending between 3 & 9 months - Adults	57	1,768	3.2%	51.3%	53.3%	51.0%
% of FP17s for Band 1 Urgent Courses	1,803	1,808	99.7%	10.1%	9.0%	9.0%
% of FP17s Relating to Free Repair or Replacements	1	1,808	0.1%	0.8%	1.0%	0.8%
% of FP17s Relating to Continuations	0	1,808	0.0%	0.9%	1.0%	0.9%
% of Patients satisfied with the dentistry they have received	0	0	N/A	95.3%	93.8%	93.2%
% of Patients satisfied with the time they had to wait for an appointment	0	0	N/A	89.3%	89.4%	88.3%

* This is based on patients treated on this contract for their most recent course of treatment. Figures in italics indicate the base number of FP17s or Patient Questionnaire responses are less than 100. N/A is shown where the base number of responses is less than 10 during the period. % is calculated as Quantity/Base number*100

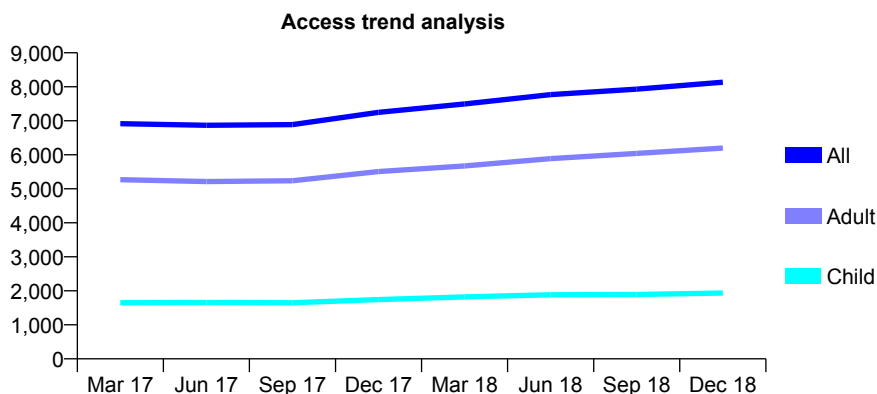
Q46 - Vital Signs At a Glance Contract Report for 160059/0007 - December 2018

Name or company name	REVIVE DENTAL CARE LIMITED
Contract type name	GDS Contract
Purpose of contract	General
Contract start date	01/01/2015
Contract end date	

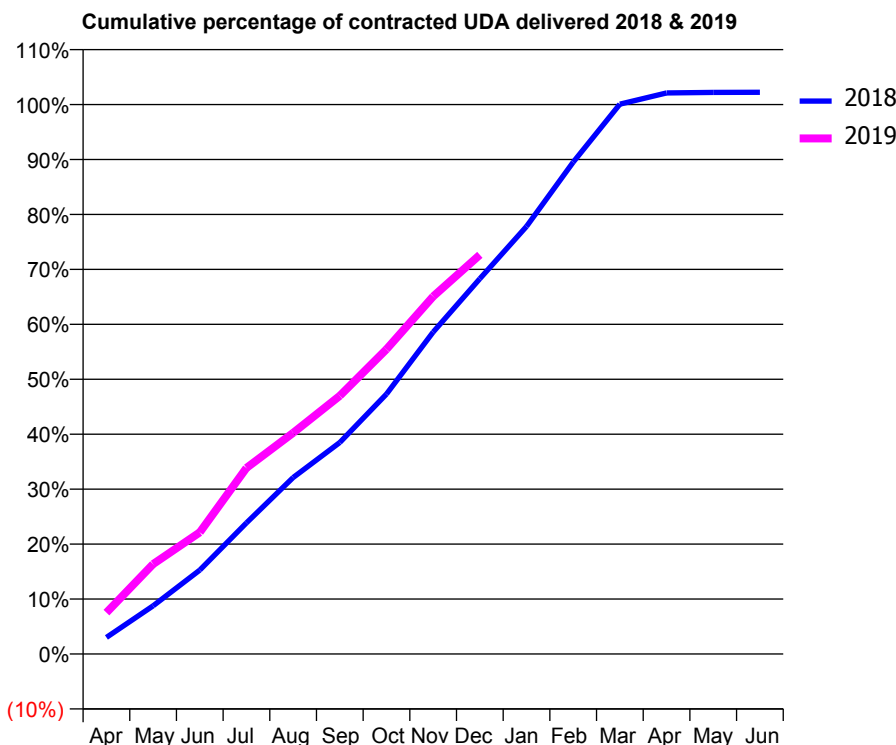
18/19 Contracted general activity (UDA)	20,000
Carry forward general activity (UDA)	-400
18/19 Contracted orthodontic activity (UOA)	0
Carry forward orthodontic activity (UOA)	0
Baseline contract value	£502,826.96

ACCESS*

Patients seen in 24 months	Total	Change since previous quarter
Quarter ending December 2017	7,248	
Quarter ending March 2018	7,495	↑
Quarter ending June 2018	7,771	↑
Quarter ending September 2018	7,931	↑
Quarter ending December 2018	8,136	↑
Variance since December 2017	12.3%	↑



ACTIVITY



Month	Adjusted Scheduled Activity (UDA)	
	2018	2019
April	606	1,508
May	1,756	3,272
June	3,055	4,430
July	4,775	6,772
August	6,424	8,048
September	7,699	9,399
October	9,461	11,092
November	11,716	13,017
December	13,658	14,531
January	15,564	
February	17,903	
March	20,015	
April	20,421	
May	20,438	
June	20,446	

QUALITY

	Quantity	Base Number	Contract	AT	Region	England
% of FP17s for the same patient ID Re-attending within 3 months - Children	166	2,058	8.1%	12.2%	12.3%	11.8%
% of FP17s for the same patient ID Re-attending within 3 months - Adults	1,083	5,518	19.6%	16.0%	15.8%	15.6%
% of FP17s for the same patient ID Re-attending between 3 & 9 months - Children	1,213	2,058	58.9%	58.0%	60.1%	58.8%
% of FP17s for the same patient ID Re-attending between 3 & 9 months - Adults	1,809	5,518	32.8%	51.3%	53.3%	51.0%
% of FP17s for Band 1 Urgent Courses	1,560	7,382	21.1%	10.1%	9.0%	9.0%
% of FP17s Relating to Free Repair or Replacements	62	7,382	0.8%	0.8%	1.0%	0.8%
% of FP17s Relating to Continuations	14	7,382	0.2%	0.9%	1.0%	0.9%
% of Patients satisfied with the dentistry they have received	5	5	N/A	95.3%	93.8%	93.2%
% of Patients satisfied with the time they had to wait for an appointment	5	5	N/A	89.3%	89.4%	88.3%

* This is based on patients treated on this contract for their most recent course of treatment. Figures in italics indicate the base number of FP17s or Patient Questionnaire responses are less than 100. N/A is shown where the base number of responses is less than 10 during the period. % is calculated as Quantity/Base number*100

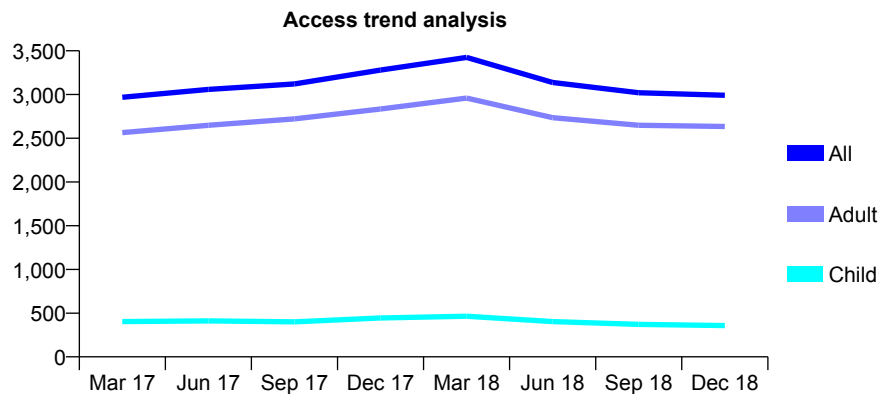
Q46 - Vital Signs At a Glance Contract Report for 160059/0008 - December 2018

Name or company name	REVIVE DENTAL CARE LIMITED
Contract type name	GDS Contract
Purpose of contract	General
Contract start date	01/01/2015
Contract end date	

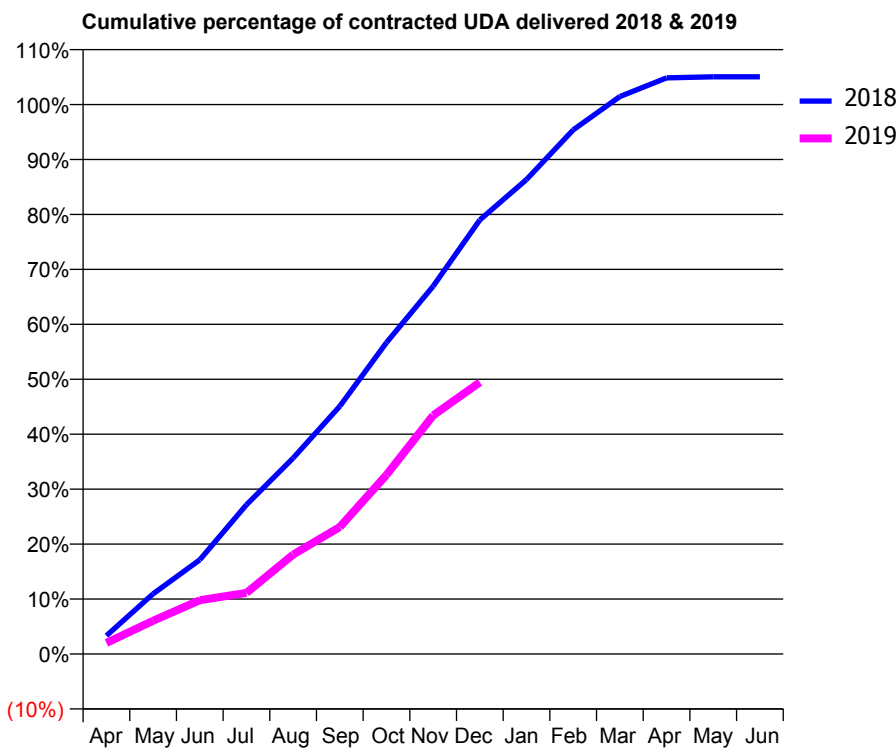
18/19 Contracted general activity (UDA)	8,032
Carry forward general activity (UDA)	0
18/19 Contracted orthodontic activity (UOA)	0
Carry forward orthodontic activity (UOA)	0
Baseline contract value	£273,060.98

ACCESS*

Patients seen in 24 months	Total	Change since previous quarter
Quarter ending December 2017	3,279	
Quarter ending March 2018	3,425	↑
Quarter ending June 2018	3,138	↓
Quarter ending September 2018	3,020	↓
Quarter ending December 2018	2,992	→
Variance since December 2017	(8.8%)	↓



ACTIVITY



Month	Adjusted Scheduled Activity (UDA)	
	2018	2019
April	268	163
May	880	486
June	1,378	786
July	2,182	893
August	2,865	1,453
September	3,622	1,857
October	4,553	2,620
November	5,376	3,487
December	6,345	3,972
January	6,935	
February	7,661	
March	8,147	
April	8,420	
May	8,437	
June	8,437	

QUALITY

	Quantity	Base Number	Contract	AT	Region	England
% of FP17s for the same patient ID Re-attending within 3 months - Children	41	351	11.7%	12.2%	12.3%	11.8%
% of FP17s for the same patient ID Re-attending within 3 months - Adults	232	1,835	12.6%	16.0%	15.8%	15.6%
% of FP17s for the same patient ID Re-attending between 3 & 9 months - Children	145	351	41.3%	58.0%	60.1%	58.8%
% of FP17s for the same patient ID Re-attending between 3 & 9 months - Adults	295	1,835	16.1%	51.3%	53.3%	51.0%
% of FP17s for Band 1 Urgent Courses	440	1,989	22.1%	10.1%	9.0%	9.0%
% of FP17s Relating to Free Repair or Replacements	14	1,989	0.7%	0.8%	1.0%	0.8%
% of FP17s Relating to Continuations	0	1,989	0.0%	0.9%	1.0%	0.9%
% of Patients satisfied with the dentistry they have received	0	0	N/A	95.3%	93.8%	93.2%
% of Patients satisfied with the time they had to wait for an appointment	0	0	N/A	89.3%	89.4%	88.3%

* This is based on patients treated on this contract for their most recent course of treatment. Figures in italics indicate the base number of FP17s or Patient Questionnaire responses are less than 100. N/A is shown where the base number of responses is less than 10 during the period. % is calculated as Quantity/Base number*100

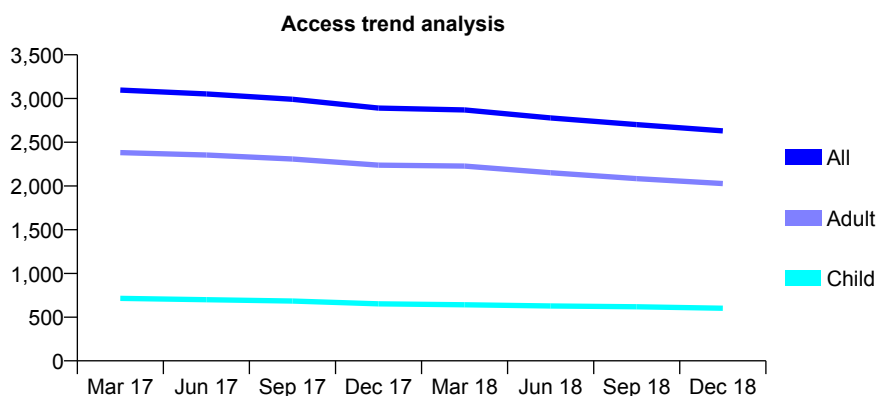
Q46 - Vital Signs At a Glance Contract Report for 160288/0001 - December 2018

Name or company name	Allan Dental Practice
Contract type name	GDS Contract
Purpose of contract	General
Contract start date	01/09/2012
Contract end date	

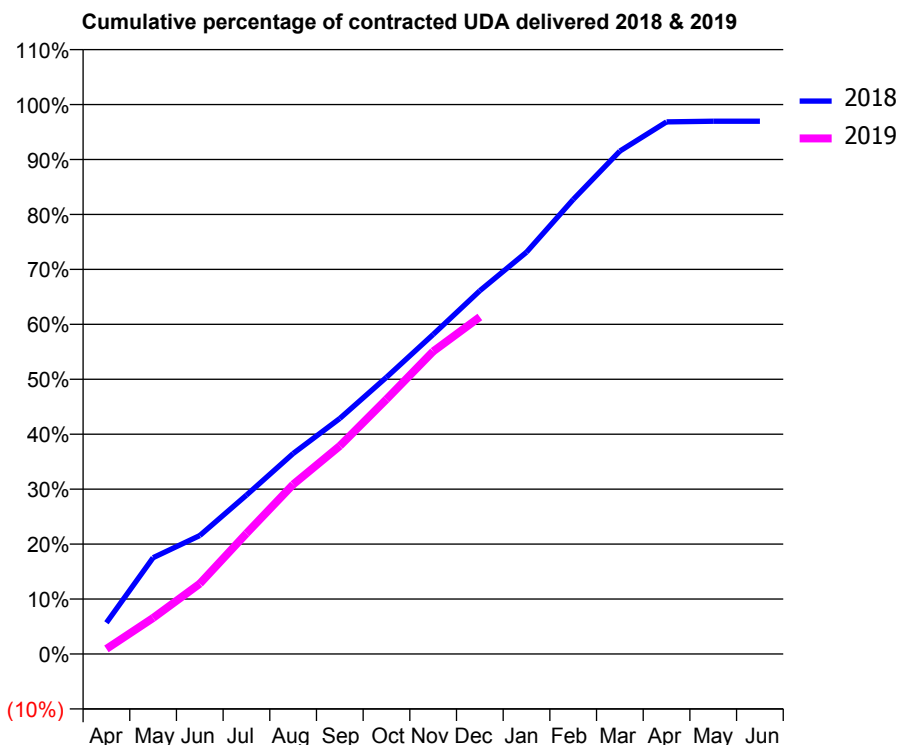
18/19 Contracted general activity (UDA)	9,486
Carry forward general activity (UDA)	199
18/19 Contracted orthodontic activity (UOA)	0
Carry forward orthodontic activity (UOA)	0
Baseline contract value	£320,617.52

ACCESS*

Patients seen in 24 months	Total	Change since previous quarter
Quarter ending December 2017	2,890	
Quarter ending March 2018	2,870	→
Quarter ending June 2018	2,778	↓
Quarter ending September 2018	2,702	↓
Quarter ending December 2018	2,630	↓
Variance since December 2017	(9.0%)	↓



ACTIVITY



Month	Adjusted Scheduled Activity (UDA)	
	2018	2019
April	541	89
May	1,663	623
June	2,044	1,214
July	2,742	2,082
August	3,460	2,926
September	4,066	3,591
October	4,777	4,399
November	5,517	5,225
December	6,271	5,819
January	6,936	
February	7,846	
March	8,683	
April	9,185	
May	9,197	
June	9,197	

QUALITY

	Quantity	Base Number	Contract	AT	Region	England
% of FP17s for the same patient ID Re-attending within 3 months - Children	47	659	7.1%	12.2%	12.3%	11.8%
% of FP17s for the same patient ID Re-attending within 3 months - Adults	315	2,200	14.3%	16.0%	15.8%	15.6%
% of FP17s for the same patient ID Re-attending between 3 & 9 months - Children	413	659	62.7%	58.0%	60.1%	58.8%
% of FP17s for the same patient ID Re-attending between 3 & 9 months - Adults	1,356	2,200	61.6%	51.3%	53.3%	51.0%
% of FP17s for Band 1 Urgent Courses	298	2,691	11.1%	10.1%	9.0%	9.0%
% of FP17s Relating to Free Repair or Replacements	10	2,691	0.4%	0.8%	1.0%	0.8%
% of FP17s Relating to Continuations	20	2,691	0.7%	0.9%	1.0%	0.9%
% of Patients satisfied with the dentistry they have received	2	2	N/A	95.3%	93.8%	93.2%
% of Patients satisfied with the time they had to wait for an appointment	2	2	N/A	89.3%	89.4%	88.3%

* This is based on patients treated on this contract for their most recent course of treatment. Figures in italics indicate the base number of FP17s or Patient Questionnaire responses are less than 100. N/A is shown where the base number of responses is less than 10 during the period. % is calculated as Quantity/Base number*100

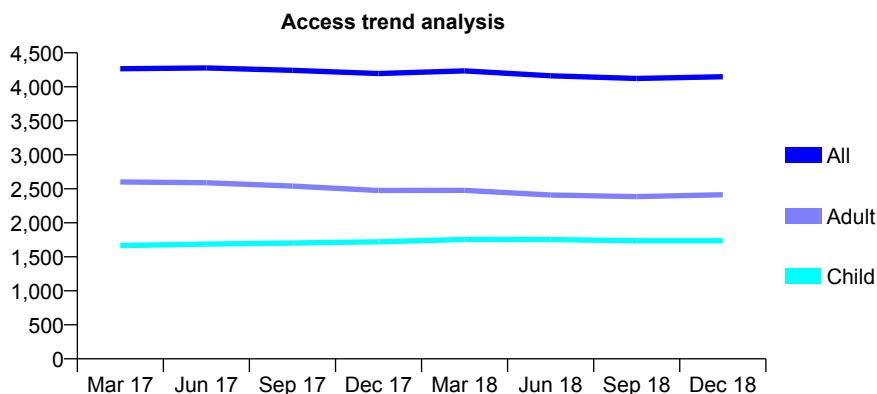
Q46 - Vital Signs At a Glance Contract Report for 160717/0001 - December 2018

Name or company name	Archway (Manchester) Ltd
Contract type name	GDS Contract
Purpose of contract	General
Contract start date	01/11/2013
Contract end date	

18/19 Contracted general activity (UDA)	11,850
Carry forward general activity (UDA)	107
18/19 Contracted orthodontic activity (UOA)	0
Carry forward orthodontic activity (UOA)	0
Baseline contract value	£441,176.01

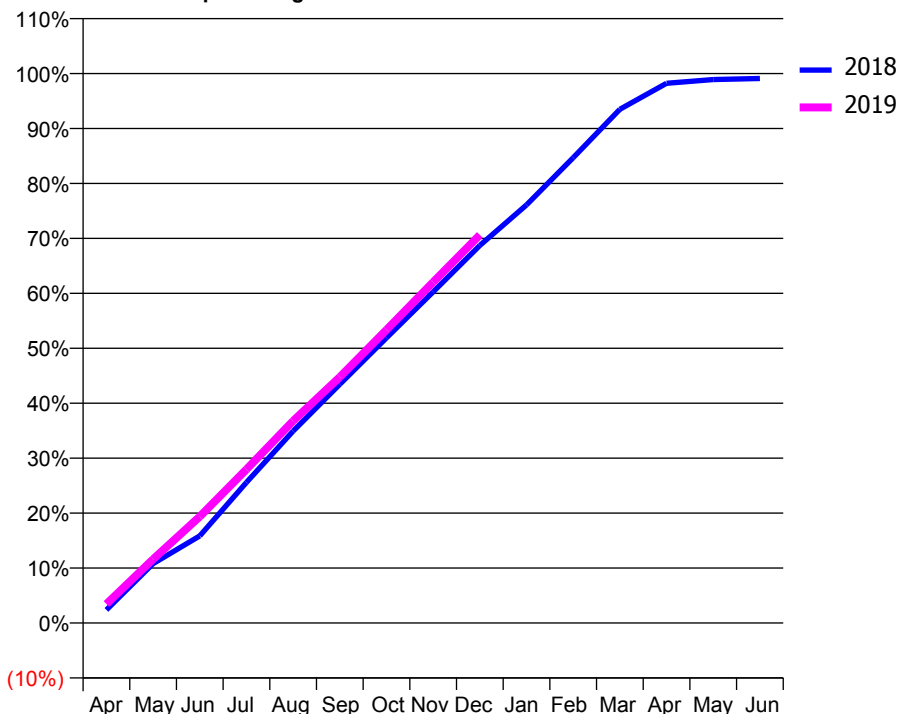
ACCESS*

Patients seen in 24 months	Total	Change since previous quarter
Quarter ending December 2017	4,196	
Quarter ending March 2018	4,234	→
Quarter ending June 2018	4,162	↓
Quarter ending September 2018	4,122	→
Quarter ending December 2018	4,149	→
Variance since December 2017	(1.1%)	↓



ACTIVITY

Cumulative percentage of contracted UDA delivered 2018 & 2019



Month	Adjusted Scheduled Activity (UDA)	
	2018	2019
April	283	410
May	1,282	1,377
June	1,880	2,298
July	3,033	3,314
August	4,138	4,357
September	5,148	5,304
October	6,148	6,322
November	7,143	7,352
December	8,143	8,369
January	9,017	
February	10,036	
March	11,077	
April	11,638	
May	11,720	
June	11,743	

QUALITY

	Quantity	Base Number	Contract	AT	Region	England
% of FP17s for the same patient ID Re-attending within 3 months - Children	232	1,844	12.6%	12.2%	12.3%	11.8%
% of FP17s for the same patient ID Re-attending within 3 months - Adults	407	2,166	18.8%	16.0%	15.8%	15.6%
% of FP17s for the same patient ID Re-attending between 3 & 9 months - Children	986	1,844	53.5%	58.0%	60.1%	58.8%
% of FP17s for the same patient ID Re-attending between 3 & 9 months - Adults	947	2,166	43.7%	51.3%	53.3%	51.0%
% of FP17s for Band 1 Urgent Courses	141	3,721	3.8%	10.1%	9.0%	9.0%
% of FP17s Relating to Free Repair or Replacements	11	3,721	0.3%	0.8%	1.0%	0.8%
% of FP17s Relating to Continuations	20	3,721	0.5%	0.9%	1.0%	0.9%
% of Patients satisfied with the dentistry they have received	0	0	N/A	95.3%	93.8%	93.2%
% of Patients satisfied with the time they had to wait for an appointment	0	0	N/A	89.3%	89.4%	88.3%

* This is based on patients treated on this contract for their most recent course of treatment. Figures in italics indicate the base number of FP17s or Patient Questionnaire responses are less than 100. N/A is shown where the base number of responses is less than 10 during the period. % is calculated as Quantity/Base number*100

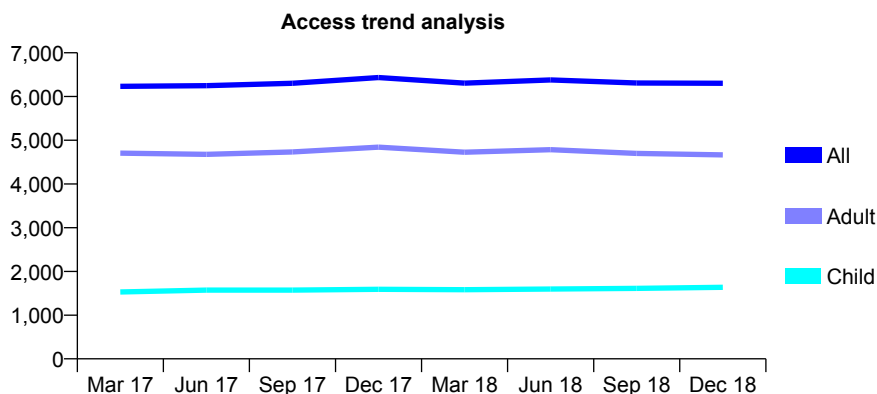
Q46 - Vital Signs At a Glance Contract Report for 161004/0001 - December 2018

Name or company name	Pearl Smile Limited
Contract type name	GDS Contract
Purpose of contract	General
Contract start date	01/04/2010
Contract end date	

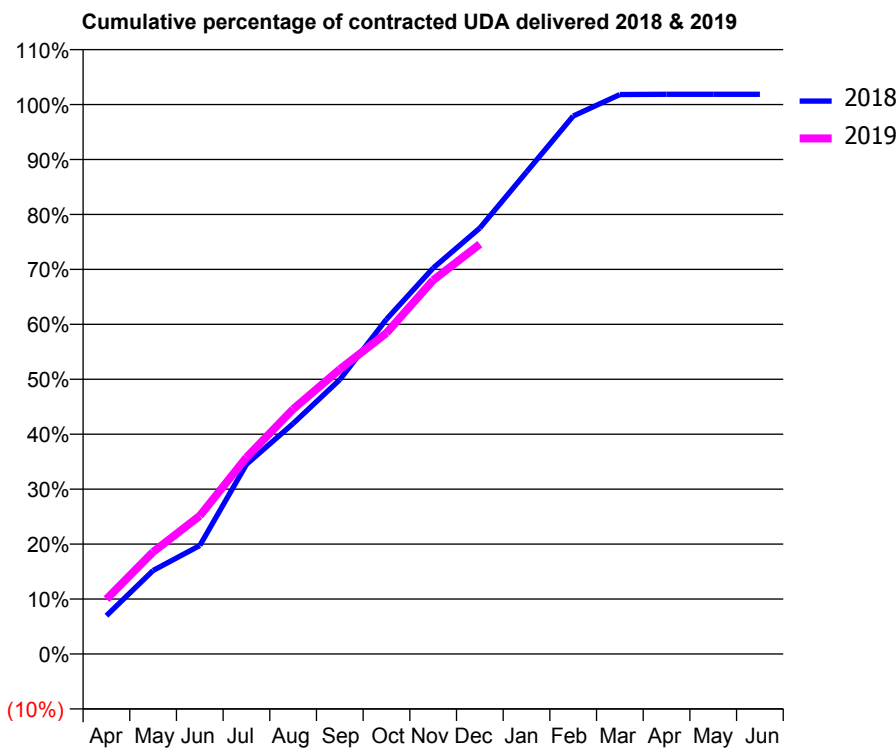
18/19 Contracted general activity (UDA)	20,052
Carry forward general activity (UDA)	-373
18/19 Contracted orthodontic activity (UOA)	0
Carry forward orthodontic activity (UOA)	0
Baseline contract value	£532,788.93

ACCESS*

Patients seen in 24 months	Total	Change since previous quarter
Quarter ending December 2017	6,434	
Quarter ending March 2018	6,305	↓
Quarter ending June 2018	6,380	→
Quarter ending September 2018	6,310	↓
Quarter ending December 2018	6,303	→
Variance since December 2017	(2.0%)	↓



ACTIVITY



Month	Adjusted Scheduled Activity (UDA)	
	2018	2019
April	1,399	2,004
May	3,049	3,727
June	3,958	5,045
July	6,923	7,174
August	8,411	8,936
September	10,011	10,393
October	12,215	11,717
November	14,083	13,642
December	15,544	14,956
January	17,589	
February	19,632	
March	20,416	
April	20,425	
May	20,426	
June	20,425	

QUALITY

	Quantity	Base Number	Contract	AT	Region	England
% of FP17s for the same patient ID Re-attending within 3 months - Children	264	2,063	12.8%	12.2%	12.3%	11.8%
% of FP17s for the same patient ID Re-attending within 3 months - Adults	614	4,699	13.1%	16.0%	15.8%	15.6%
% of FP17s for the same patient ID Re-attending between 3 & 9 months - Children	1,264	2,063	61.3%	58.0%	60.1%	58.8%
% of FP17s for the same patient ID Re-attending between 3 & 9 months - Adults	2,733	4,699	58.2%	51.3%	53.3%	51.0%
% of FP17s for Band 1 Urgent Courses	413	6,749	6.1%	10.1%	9.0%	9.0%
% of FP17s Relating to Free Repair or Replacements	40	6,749	0.6%	0.8%	1.0%	0.8%
% of FP17s Relating to Continuations	14	6,749	0.2%	0.9%	1.0%	0.9%
% of Patients satisfied with the dentistry they have received	0	0	N/A	95.3%	93.8%	93.2%
% of Patients satisfied with the time they had to wait for an appointment	0	0	N/A	89.3%	89.4%	88.3%

* This is based on patients treated on this contract for their most recent course of treatment. Figures in italics indicate the base number of FP17s or Patient Questionnaire responses are less than 100. N/A is shown where the base number of responses is less than 10 during the period. % is calculated as Quantity/Base number*100

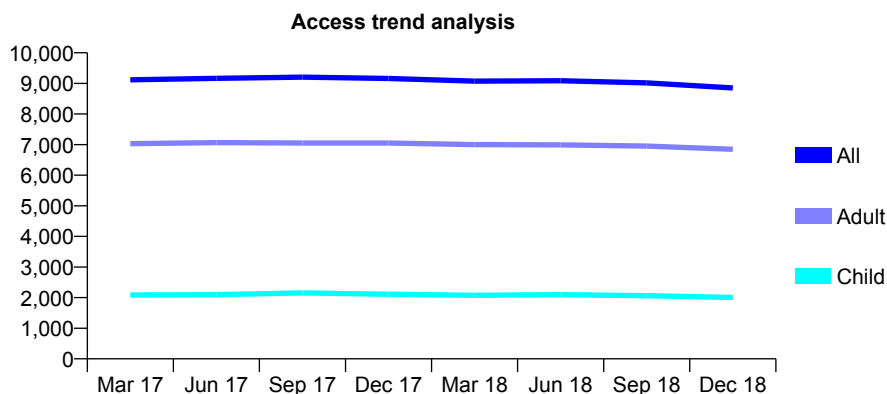
Q46 - Vital Signs At a Glance Contract Report for 162426/0001 - December 2018

Name or company name	Alemdent Limited
Contract type name	GDS Contract
Purpose of contract	General
Contract start date	01/05/2009
Contract end date	

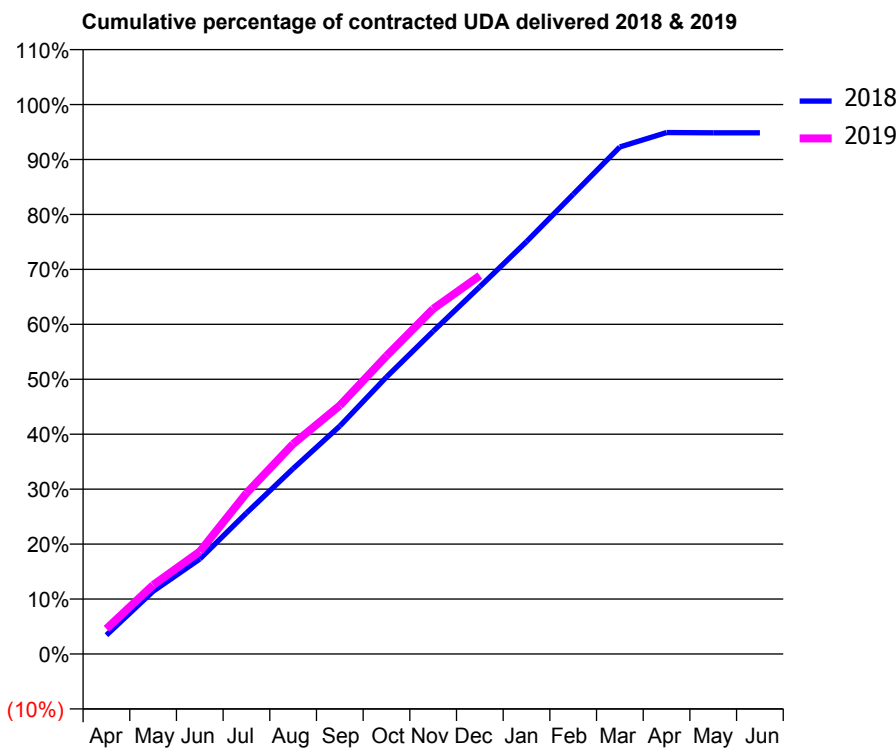
18/19 Contracted general activity (UDA)	30,215
Carry forward general activity (UDA)	0
18/19 Contracted orthodontic activity (UOA)	0
Carry forward orthodontic activity (UOA)	0
Baseline contract value	£951,737.94

ACCESS*

Patients seen in 24 months	Total	Change since previous quarter
Quarter ending December 2017	9,162	
Quarter ending March 2018	9,074	→
Quarter ending June 2018	9,088	→
Quarter ending September 2018	9,018	→
Quarter ending December 2018	8,854	↓
Variance since December 2017	(3.4%)	↓



ACTIVITY



Month	Adjusted Scheduled Activity (UDA)	
	2018	2019
April	1,040	1,389
May	3,449	3,792
June	5,224	5,637
July	7,754	8,843
August	10,198	11,551
September	12,532	13,666
October	15,232	16,392
November	17,747	18,978
December	20,194	20,803
January	22,675	
February	25,279	
March	27,881	
April	28,669	
May	28,660	
June	28,660	

QUALITY

	Quantity	Base Number	Contract	AT	Region	England
% of FP17s for the same patient ID Re-attending within 3 months - Children	237	2,400	9.9%	12.2%	12.3%	11.8%
% of FP17s for the same patient ID Re-attending within 3 months - Adults	813	6,689	12.2%	16.0%	15.8%	15.6%
% of FP17s for the same patient ID Re-attending between 3 & 9 months - Children	1,483	2,400	61.8%	58.0%	60.1%	58.8%
% of FP17s for the same patient ID Re-attending between 3 & 9 months - Adults	3,377	6,689	50.5%	51.3%	53.3%	51.0%
% of FP17s for Band 1 Urgent Courses	658	8,803	7.5%	10.1%	9.0%	9.0%
% of FP17s Relating to Free Repair or Replacements	98	8,803	1.1%	0.8%	1.0%	0.8%
% of FP17s Relating to Continuations	142	8,803	1.6%	0.9%	1.0%	0.9%
% of Patients satisfied with the dentistry they have received	0	0	N/A	95.3%	93.8%	93.2%
% of Patients satisfied with the time they had to wait for an appointment	0	0	N/A	89.3%	89.4%	88.3%

* This is based on patients treated on this contract for their most recent course of treatment. Figures in italics indicate the base number of FP17s or Patient Questionnaire responses are less than 100. N/A is shown where the base number of responses is less than 10 during the period. % is calculated as Quantity/Base number*100

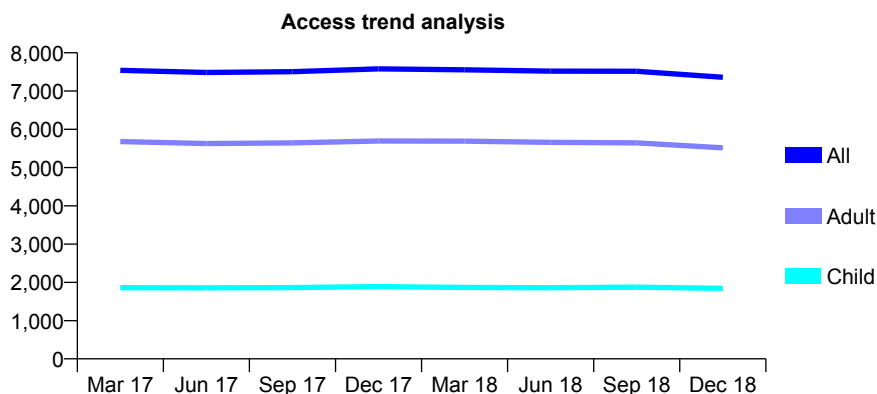
Q46 - Vital Signs At a Glance Contract Report for 162930/0001 - December 2018

Name or company name	Silverdale Dental Practice
Contract type name	GDS Contract
Purpose of contract	General
Contract start date	01/05/2009
Contract end date	

18/19 Contracted general activity (UDA)	21,652
Carry forward general activity (UDA)	-433
18/19 Contracted orthodontic activity (UOA)	0
Carry forward orthodontic activity (UOA)	0
Baseline contract value	£732,897.52

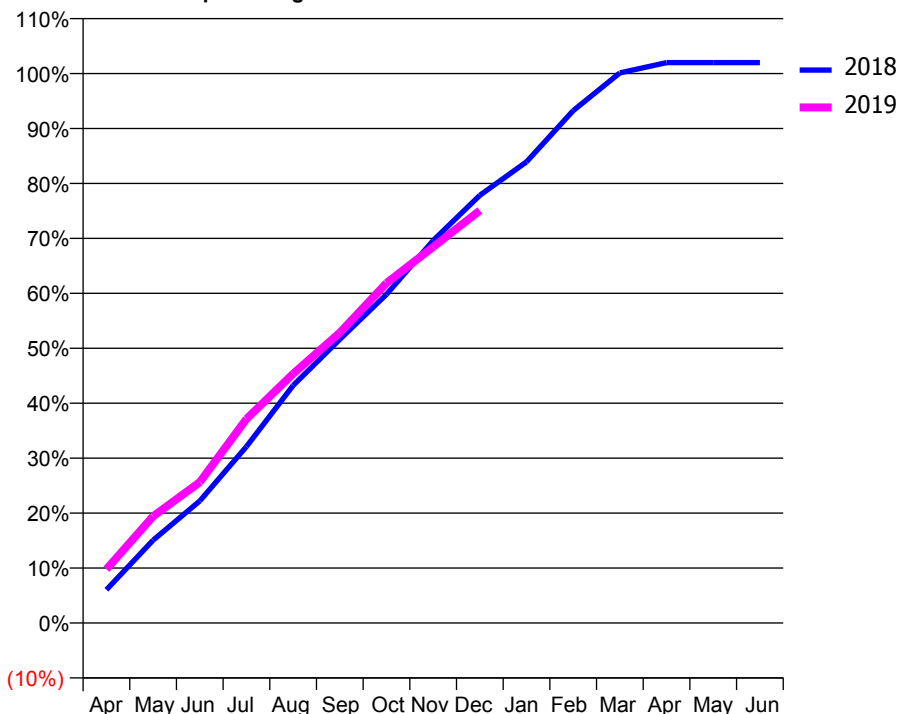
ACCESS*

Patients seen in 24 months	Total	Change since previous quarter
Quarter ending December 2017	7,581	
Quarter ending March 2018	7,556	→
Quarter ending June 2018	7,521	→
Quarter ending September 2018	7,517	→
Quarter ending December 2018	7,360	↓
Variance since December 2017	(2.9%)	↓



ACTIVITY

Cumulative percentage of contracted UDA delivered 2018 & 2019



Month	Adjusted Scheduled Activity (UDA)	
	2018	2019
April	1,312	2,121
May	3,266	4,205
June	4,810	5,549
July	6,956	8,043
August	9,359	9,823
September	11,177	11,439
October	12,951	13,396
November	15,071	14,820
December	16,851	16,253
January	18,172	
February	20,192	
March	21,674	
April	22,080	
May	22,080	
June	22,080	

QUALITY

	Quantity	Base Number	Contract	AT	Region	England
% of FP17s for the same patient ID Re-attending within 3 months - Children	109	1,904	5.7%	12.2%	12.3%	11.8%
% of FP17s for the same patient ID Re-attending within 3 months - Adults	768	5,919	13.0%	16.0%	15.8%	15.6%
% of FP17s for the same patient ID Re-attending between 3 & 9 months - Children	1,042	1,904	54.7%	58.0%	60.1%	58.8%
% of FP17s for the same patient ID Re-attending between 3 & 9 months - Adults	3,225	5,919	54.5%	51.3%	53.3%	51.0%
% of FP17s for Band 1 Urgent Courses	608	7,649	7.9%	10.1%	9.0%	9.0%
% of FP17s Relating to Free Repair or Replacements	39	7,649	0.5%	0.8%	1.0%	0.8%
% of FP17s Relating to Continuations	153	7,649	2.0%	0.9%	1.0%	0.9%
% of Patients satisfied with the dentistry they have received	0	0	N/A	95.3%	93.8%	93.2%
% of Patients satisfied with the time they had to wait for an appointment	0	0	N/A	89.3%	89.4%	88.3%

* This is based on patients treated on this contract for their most recent course of treatment. Figures in italics indicate the base number of FP17s or Patient Questionnaire responses are less than 100. N/A is shown where the base number of responses is less than 10 during the period. % is calculated as Quantity/Base number*100

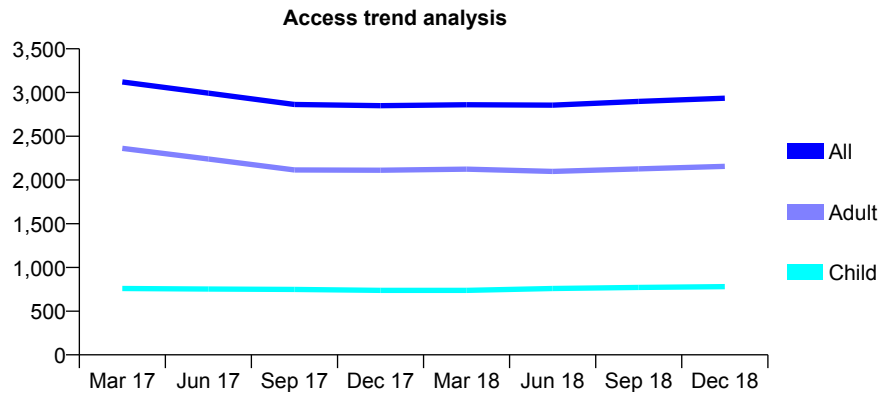
Q46 - Vital Signs At a Glance Contract Report for 163600/0001 - December 2018

Name or company name	Freedom Dental
Contract type name	GDS Contract
Purpose of contract	General
Contract start date	01/04/2006
Contract end date	

18/19 Contracted general activity (UDA)	9,486
Carry forward general activity (UDA)	84
18/19 Contracted orthodontic activity (UOA)	0
Carry forward orthodontic activity (UOA)	0
Baseline contract value	£288,693.99

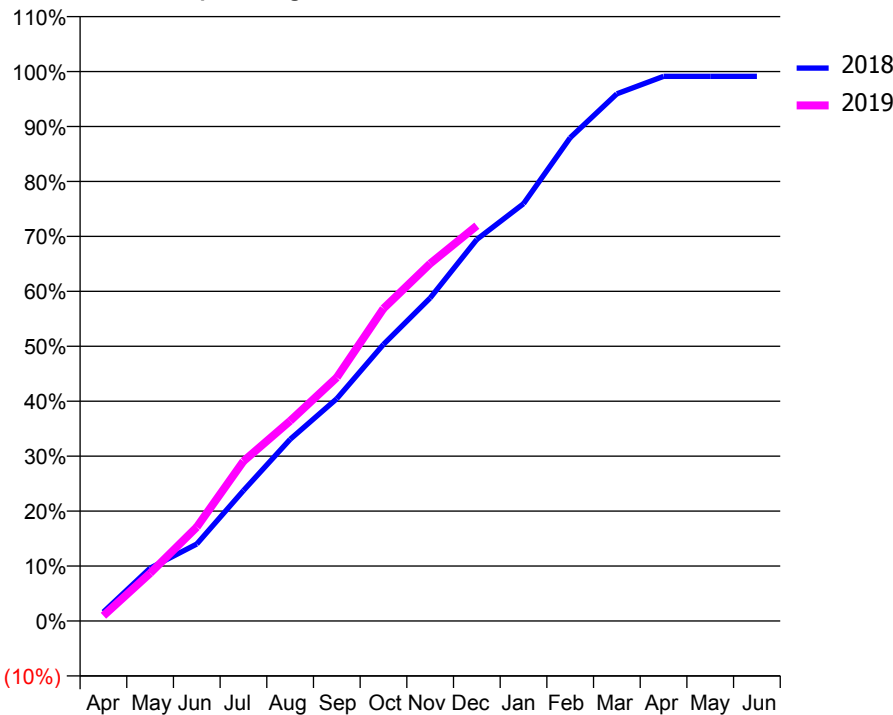
ACCESS*

Patients seen in 24 months	Total	Change since previous quarter
Quarter ending December 2017	2,849	
Quarter ending March 2018	2,861	→
Quarter ending June 2018	2,856	→
Quarter ending September 2018	2,898	→
Quarter ending December 2018	2,935	→
Variance since December 2017	3.0%	↑



ACTIVITY

Cumulative percentage of contracted UDA delivered 2018 & 2019



Month	Adjusted Scheduled Activity (UDA)	
	2018	2019
April	154	90
May	913	826
June	1,328	1,621
July	2,252	2,759
August	3,137	3,454
September	3,839	4,205
October	4,776	5,394
November	5,575	6,171
December	6,587	6,825
January	7,205	
February	8,345	
March	9,101	
April	9,403	
May	9,402	
June	9,402	

QUALITY

	Quantity	Base Number	Contract	AT	Region	England
% of FP17s for the same patient ID Re-attending within 3 months - Children	110	1,061	10.4%	12.2%	12.3%	11.8%
% of FP17s for the same patient ID Re-attending within 3 months - Adults	371	2,574	14.4%	16.0%	15.8%	15.6%
% of FP17s for the same patient ID Re-attending between 3 & 9 months - Children	724	1,061	68.2%	58.0%	60.1%	58.8%
% of FP17s for the same patient ID Re-attending between 3 & 9 months - Adults	1,606	2,574	62.4%	51.3%	53.3%	51.0%
% of FP17s for Band 1 Urgent Courses	240	3,492	6.9%	10.1%	9.0%	9.0%
% of FP17s Relating to Free Repair or Replacements	14	3,492	0.4%	0.8%	1.0%	0.8%
% of FP17s Relating to Continuations	19	3,492	0.5%	0.9%	1.0%	0.9%
% of Patients satisfied with the dentistry they have received	1	1	N/A	95.3%	93.8%	93.2%
% of Patients satisfied with the time they had to wait for an appointment	1	1	N/A	89.3%	89.4%	88.3%

* This is based on patients treated on this contract for their most recent course of treatment. Figures in italics indicate the base number of FP17s or Patient Questionnaire responses are less than 100. N/A is shown where the base number of responses is less than 10 during the period. % is calculated as Quantity/Base number*100

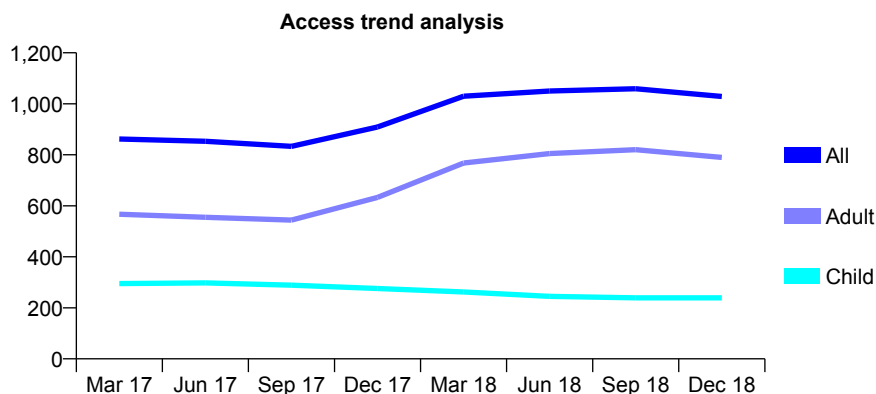
Q46 - Vital Signs At a Glance Contract Report for 163600/0002 - December 2018

Name or company name	Freedom Dental Adswood
Contract type name	GDS Contract
Purpose of contract	General
Contract start date	01/04/2006
Contract end date	

18/19 Contracted general activity (UDA)	3,500
Carry forward general activity (UDA)	0
18/19 Contracted orthodontic activity (UOA)	0
Carry forward orthodontic activity (UOA)	0
Baseline contract value	£124,886.59

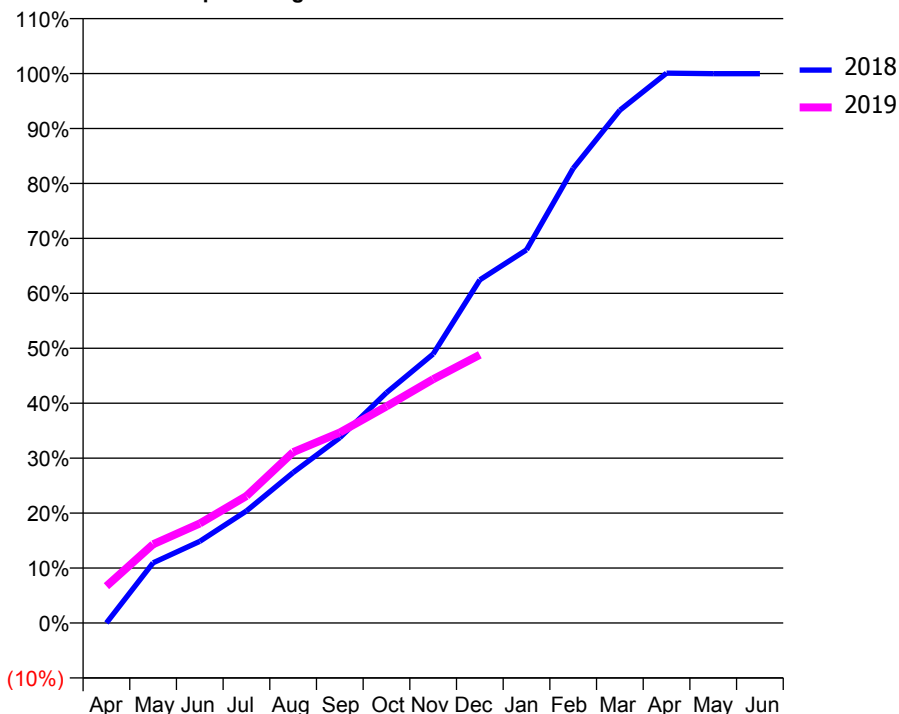
ACCESS*

Patients seen in 24 months	Total	Change since previous quarter
Quarter ending December 2017	909	
Quarter ending March 2018	1,030	↑
Quarter ending June 2018	1,050	→
Quarter ending September 2018	1,059	→
Quarter ending December 2018	1,029	↓
Variance since December 2017	13.2%	↑



ACTIVITY

Cumulative percentage of contracted UDA delivered 2018 & 2019



Adjusted Scheduled Activity (UDA)		
Month	2018	2019
April	0	235
May	383	501
June	520	634
July	714	809
August	958	1,088
September	1,180	1,213
October	1,467	1,380
November	1,714	1,553
December	2,186	1,709
January	2,377	
February	2,896	
March	3,266	
April	3,502	
May	3,499	
June	3,499	

QUALITY

	Quantity	Base Number	Contract	AT	Region	England
% of FP17s for the same patient ID Re-attending within 3 months - Children	16	254	6.3%	12.2%	12.3%	11.8%
% of FP17s for the same patient ID Re-attending within 3 months - Adults	38	580	6.6%	16.0%	15.8%	15.6%
% of FP17s for the same patient ID Re-attending between 3 & 9 months - Children	193	254	76.0%	58.0%	60.1%	58.8%
% of FP17s for the same patient ID Re-attending between 3 & 9 months - Adults	300	580	51.7%	51.3%	53.3%	51.0%
% of FP17s for Band 1 Urgent Courses	9	746	1.2%	10.1%	9.0%	9.0%
% of FP17s Relating to Free Repair or Replacements	0	746	0.0%	0.8%	1.0%	0.8%
% of FP17s Relating to Continuations	0	746	0.0%	0.9%	1.0%	0.9%
% of Patients satisfied with the dentistry they have received	0	0	N/A	95.3%	93.8%	93.2%
% of Patients satisfied with the time they had to wait for an appointment	0	0	N/A	89.3%	89.4%	88.3%

* This is based on patients treated on this contract for their most recent course of treatment. Figures in italics indicate the base number of FP17s or Patient Questionnaire responses are less than 100. N/A is shown where the base number of responses is less than 10 during the period. % is calculated as Quantity/Base number*100

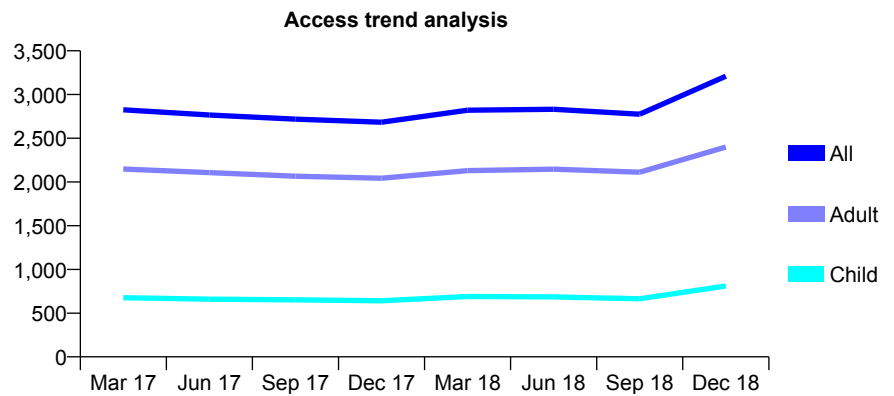
Q46 - Vital Signs At a Glance Contract Report for 163821/0001 - December 2018

Name or company name	Synergy Dental Clinic Bury Ltd
Contract type name	GDS Contract
Purpose of contract	General
Contract start date	01/04/2014
Contract end date	

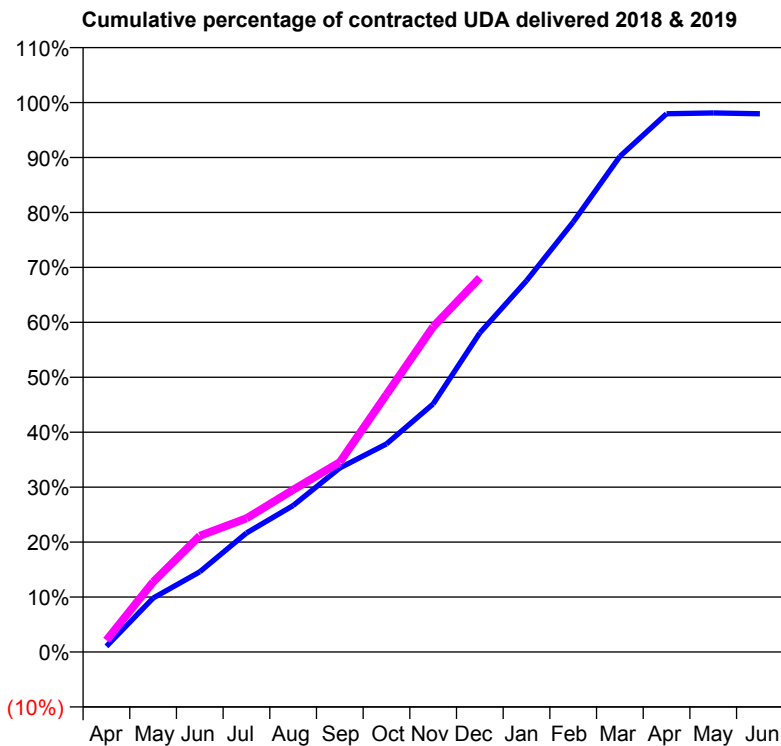
18/19 Contracted general activity (UDA)	8,267
Carry forward general activity (UDA)	170
18/19 Contracted orthodontic activity (UOA)	0
Carry forward orthodontic activity (UOA)	0
Baseline contract value	£198,916.12

ACCESS*

Patients seen in 24 months	Total	Change since previous quarter
Quarter ending December 2017	2,684	
Quarter ending March 2018	2,820	↑
Quarter ending June 2018	2,831	→
Quarter ending September 2018	2,775	↓
Quarter ending December 2018	3,209	↑
Variance since December 2017	19.6%	↑



ACTIVITY



Month	Adjusted Scheduled Activity (UDA)	
	2018	2019
April	85	178
May	811	1,054
June	1,207	1,748
July	1,790	2,011
August	2,203	2,441
September	2,770	2,855
October	3,130	3,875
November	3,732	4,894
December	4,801	5,631
January	5,586	
February	6,470	
March	7,456	
April	8,098	
May	8,109	
June	8,097	

QUALITY

	Quantity	Base Number	Contract	AT	Region	England
% of FP17s for the same patient ID Re-attending within 3 months - Children	47	947	5.0%	12.2%	12.3%	11.8%
% of FP17s for the same patient ID Re-attending within 3 months - Adults	179	2,695	6.6%	16.0%	15.8%	15.6%
% of FP17s for the same patient ID Re-attending between 3 & 9 months - Children	601	947	63.5%	58.0%	60.1%	58.8%
% of FP17s for the same patient ID Re-attending between 3 & 9 months - Adults	1,770	2,695	65.7%	51.3%	53.3%	51.0%
% of FP17s for Band 1 Urgent Courses	155	3,404	4.6%	10.1%	9.0%	9.0%
% of FP17s Relating to Free Repair or Replacements	5	3,404	0.1%	0.8%	1.0%	0.8%
% of FP17s Relating to Continuations	2	3,404	0.1%	0.9%	1.0%	0.9%
% of Patients satisfied with the dentistry they have received	2	2	N/A	95.3%	93.8%	93.2%
% of Patients satisfied with the time they had to wait for an appointment	2	2	N/A	89.3%	89.4%	88.3%

* This is based on patients treated on this contract for their most recent course of treatment. Figures in italics indicate the base number of FP17s or Patient Questionnaire responses are less than 100. N/A is shown where the base number of responses is less than 10 during the period. % is calculated as Quantity/Base number*100

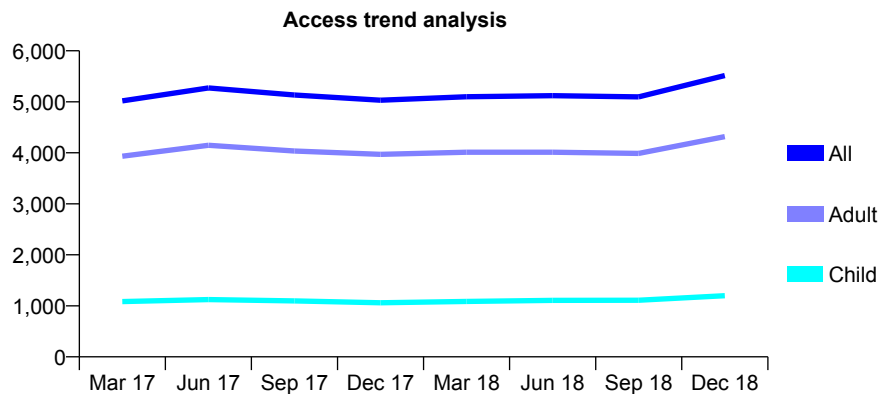
Q46 - Vital Signs At a Glance Contract Report for 164054/0001 - December 2018

Name or company name	Hope Dental Practice Limited
Contract type name	GDS Contract
Purpose of contract	General
Contract start date	01/06/2015
Contract end date	

18/19 Contracted general activity (UDA)	17,021
Carry forward general activity (UDA)	3,324
18/19 Contracted orthodontic activity (UOA)	0
Carry forward orthodontic activity (UOA)	0
Baseline contract value	£612,455.52

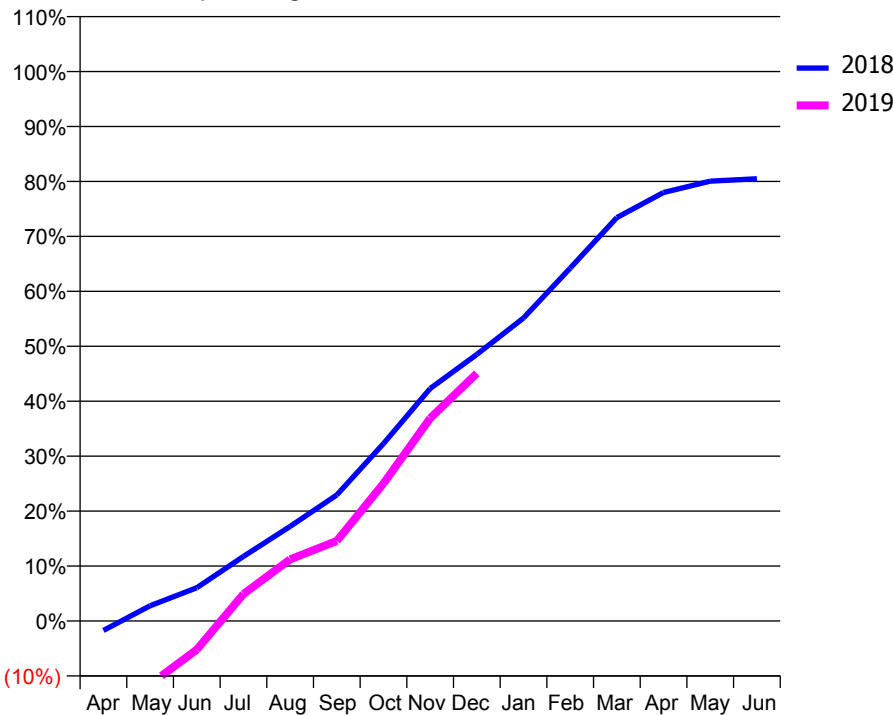
ACCESS*

Patients seen in 24 months	Total	Change since previous quarter
Quarter ending December 2017	5,032	
Quarter ending March 2018	5,099	→
Quarter ending June 2018	5,120	→
Quarter ending September 2018	5,097	→
Quarter ending December 2018	5,516	↑
Variance since December 2017	9.6%	↑



ACTIVITY

Cumulative percentage of contracted UDA delivered 2018 & 2019



Month	Adjusted Scheduled Activity (UDA)	
	2018	2019
April	-295	-3,010
May	474	-1,969
June	1,033	-890
July	2,003	837
August	2,932	1,911
September	3,906	2,482
October	5,497	4,262
November	7,201	6,279
December	8,259	7,671
January	9,386	
February	10,931	
March	12,497	
April	13,273	
May	13,625	
June	13,697	

QUALITY

	Quantity	Base Number	Contract	AT	Region	England
% of FP17s for the same patient ID Re-attending within 3 months - Children	129	1,361	9.5%	12.2%	12.3%	11.8%
% of FP17s for the same patient ID Re-attending within 3 months - Adults	535	4,192	12.8%	16.0%	15.8%	15.6%
% of FP17s for the same patient ID Re-attending between 3 & 9 months - Children	730	1,361	53.6%	58.0%	60.1%	58.8%
% of FP17s for the same patient ID Re-attending between 3 & 9 months - Adults	1,988	4,192	47.4%	51.3%	53.3%	51.0%
% of FP17s for Band 1 Urgent Courses	496	5,124	9.7%	10.1%	9.0%	9.0%
% of FP17s Relating to Free Repair or Replacements	53	5,124	1.0%	0.8%	1.0%	0.8%
% of FP17s Relating to Continuations	16	5,124	0.3%	0.9%	1.0%	0.9%
% of Patients satisfied with the dentistry they have received	0	0	N/A	95.3%	93.8%	93.2%
% of Patients satisfied with the time they had to wait for an appointment	0	0	N/A	89.3%	89.4%	88.3%

* This is based on patients treated on this contract for their most recent course of treatment. Figures in italics indicate the base number of FP17s or Patient Questionnaire responses are less than 100. N/A is shown where the base number of responses is less than 10 during the period. % is calculated as Quantity/Base number*100

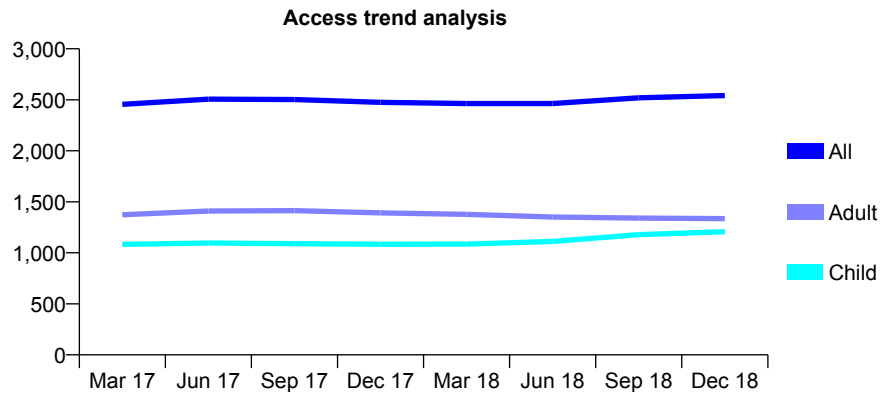
Q46 - Vital Signs At a Glance Contract Report for 165255/0001 - December 2018

Name or company name	Pritchards Dental Practice Ltd
Contract type name	GDS Contract
Purpose of contract	General
Contract start date	01/10/2013
Contract end date	

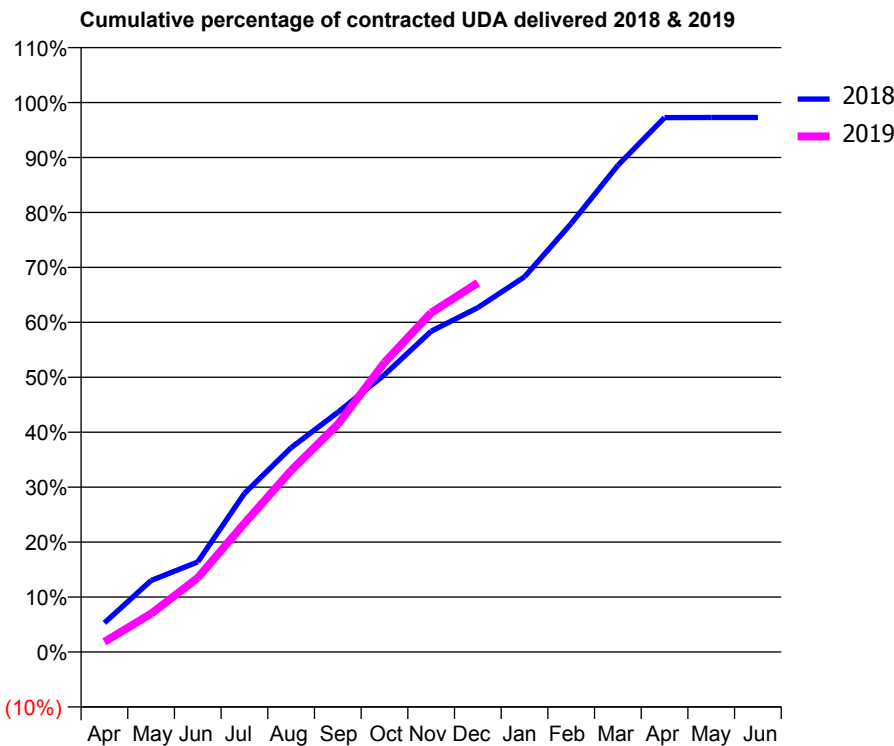
18/19 Contracted general activity (UDA)	6,428
Carry forward general activity (UDA)	175
18/19 Contracted orthodontic activity (UOA)	0
Carry forward orthodontic activity (UOA)	0
Baseline contract value	£177,248.82

ACCESS*

Patients seen in 24 months	Total	Change since previous quarter
Quarter ending December 2017	2,475	
Quarter ending March 2018	2,463	→
Quarter ending June 2018	2,463	→
Quarter ending September 2018	2,519	↑
Quarter ending December 2018	2,542	→
Variance since December 2017	2.7%	↑



ACTIVITY



Adjusted Scheduled Activity (UDA)		
Month	2018	2019
April	341	120
May	837	449
June	1,053	868
July	1,855	1,506
August	2,391	2,123
September	2,803	2,664
October	3,244	3,387
November	3,752	3,970
December	4,028	4,319
January	4,389	
February	5,012	
March	5,693	
April	6,252	
May	6,253	
June	6,253	

QUALITY

	Quantity	Base Number	Contract	AT	Region	England
% of FP17s for the same patient ID Re-attending within 3 months - Children	175	1,611	10.9%	12.2%	12.3%	11.8%
% of FP17s for the same patient ID Re-attending within 3 months - Adults	297	1,550	19.2%	16.0%	15.8%	15.6%
% of FP17s for the same patient ID Re-attending between 3 & 9 months - Children	915	1,611	56.8%	58.0%	60.1%	58.8%
% of FP17s for the same patient ID Re-attending between 3 & 9 months - Adults	858	1,550	55.4%	51.3%	53.3%	51.0%
% of FP17s for Band 1 Urgent Courses	152	2,507	6.1%	10.1%	9.0%	9.0%
% of FP17s Relating to Free Repair or Replacements	13	2,507	0.5%	0.8%	1.0%	0.8%
% of FP17s Relating to Continuations	0	2,507	0.0%	0.9%	1.0%	0.9%
% of Patients satisfied with the dentistry they have received	6	7	N/A	95.3%	93.8%	93.2%
% of Patients satisfied with the time they had to wait for an appointment	5	7	N/A	89.3%	89.4%	88.3%

* This is based on patients treated on this contract for their most recent course of treatment. Figures in italics indicate the base number of FP17s or Patient Questionnaire responses are less than 100. N/A is shown where the base number of responses is less than 10 during the period. % is calculated as Quantity/Base number*100

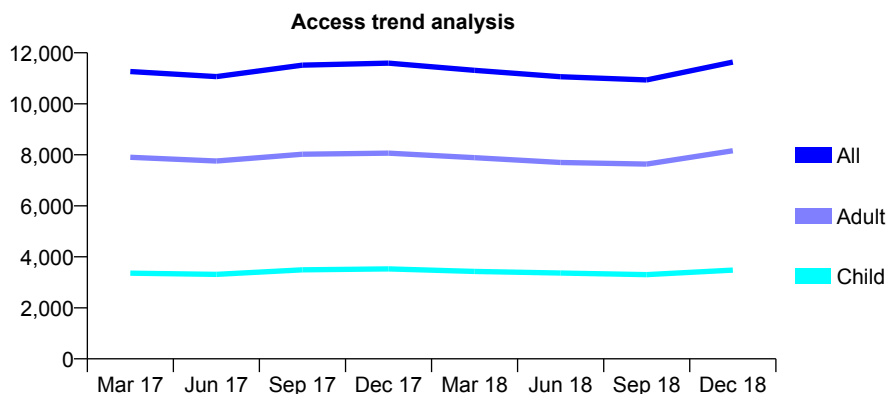
Q46 - Vital Signs At a Glance Contract Report for 165263/0001 - December 2018

Name or company name	Chariwala Smile Ltd
Contract type name	GDS Contract
Purpose of contract	General
Contract start date	01/11/2013
Contract end date	

18/19 Contracted general activity (UDA)	35,327
Carry forward general activity (UDA)	854
18/19 Contracted orthodontic activity (UOA)	0
Carry forward orthodontic activity (UOA)	0
Baseline contract value	£940,381.65

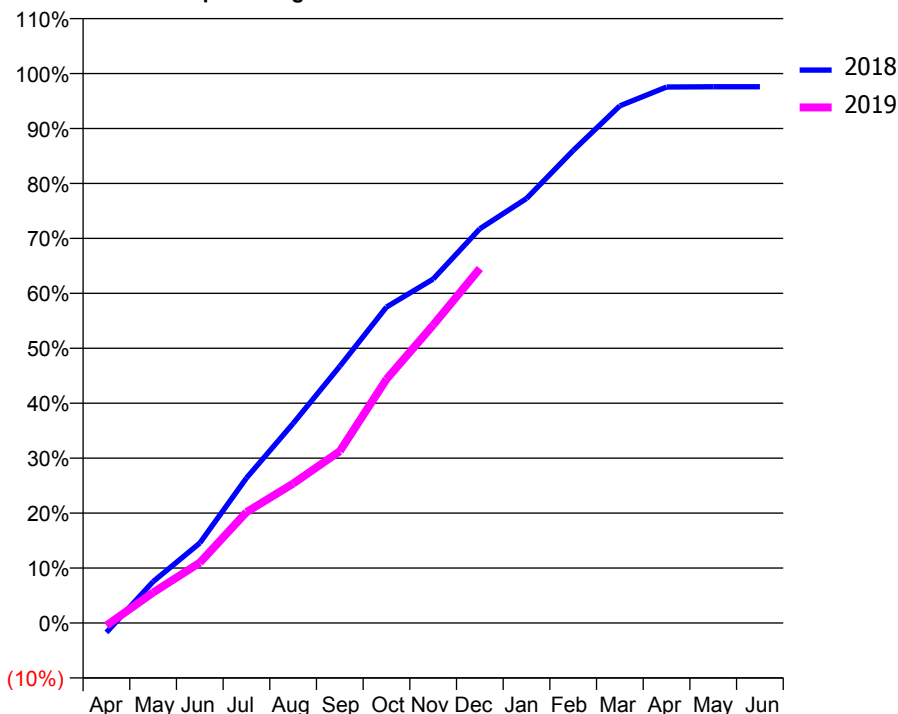
ACCESS*

Patients seen in 24 months	Total	Change since previous quarter
Quarter ending December 2017	11,595	
Quarter ending March 2018	11,312	↓
Quarter ending June 2018	11,062	↓
Quarter ending September 2018	10,936	↓
Quarter ending December 2018	11,639	↑
Variance since December 2017	0.4%	→



ACTIVITY

Cumulative percentage of contracted UDA delivered 2018 & 2019



Adjusted Scheduled Activity (UDA)

Month	2018	2019
April	-616	-165
May	2,658	1,961
June	5,141	3,881
July	9,321	7,126
August	12,832	8,959
September	16,507	11,047
October	20,314	15,675
November	22,117	19,154
December	25,348	22,792
January	27,295	
February	30,376	
March	33,246	
April	34,457	
May	34,472	
June	34,473	

QUALITY

	Quantity	Base Number	Contract	AT	Region	England
% of FP17s for the same patient ID Re-attending within 3 months - Children	237	3,708	6.4%	12.2%	12.3%	11.8%
% of FP17s for the same patient ID Re-attending within 3 months - Adults	968	8,165	11.9%	16.0%	15.8%	15.6%
% of FP17s for the same patient ID Re-attending between 3 & 9 months - Children	2,189	3,708	59.0%	58.0%	60.1%	58.8%
% of FP17s for the same patient ID Re-attending between 3 & 9 months - Adults	4,313	8,165	52.8%	51.3%	53.3%	51.0%
% of FP17s for Band 1 Urgent Courses	689	11,217	6.1%	10.1%	9.0%	9.0%
% of FP17s Relating to Free Repair or Replacements	56	11,217	0.5%	0.8%	1.0%	0.8%
% of FP17s Relating to Continuations	96	11,217	0.9%	0.9%	1.0%	0.9%
% of Patients satisfied with the dentistry they have received	0	0	N/A	95.3%	93.8%	93.2%
% of Patients satisfied with the time they had to wait for an appointment	0	0	N/A	89.3%	89.4%	88.3%

* This is based on patients treated on this contract for their most recent course of treatment. Figures in italics indicate the base number of FP17s or Patient Questionnaire responses are less than 100. N/A is shown where the base number of responses is less than 10 during the period. % is calculated as Quantity/Base number*100

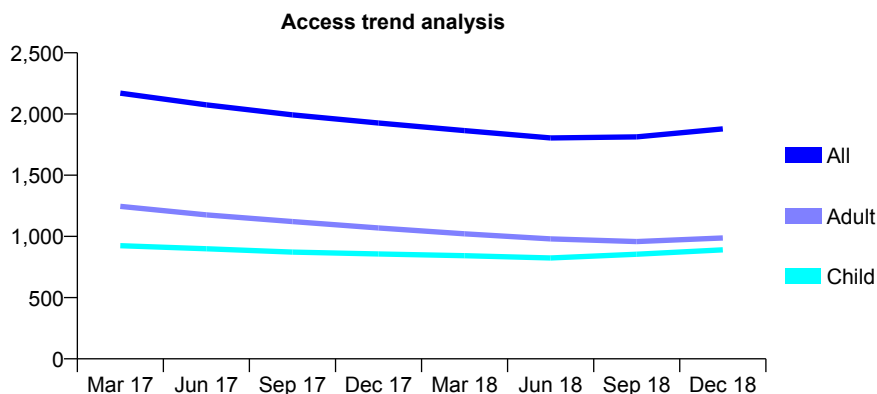
Q46 - Vital Signs At a Glance Contract Report for 165433/0001 - December 2018

Name or company name	Park House Brinnington
Contract type name	GDS Contract
Purpose of contract	General
Contract start date	01/01/2011
Contract end date	

18/19 Contracted general activity (UDA)	6,500
Carry forward general activity (UDA)	1,551
18/19 Contracted orthodontic activity (UOA)	0
Carry forward orthodontic activity (UOA)	0
Baseline contract value	£171,860.08

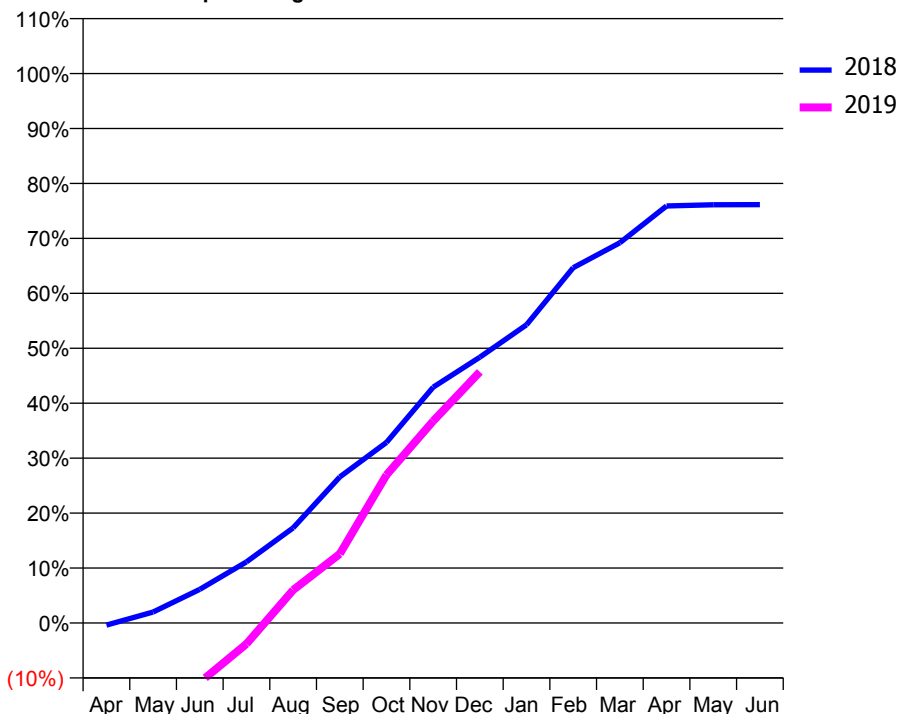
ACCESS*

Patients seen in 24 months	Total	Change since previous quarter
Quarter ending December 2017	1,926	
Quarter ending March 2018	1,864	↓
Quarter ending June 2018	1,804	↓
Quarter ending September 2018	1,813	→
Quarter ending December 2018	1,879	↑
Variance since December 2017	(2.4%)	↓



ACTIVITY

Cumulative percentage of contracted UDA delivered 2018 & 2019



Month	Adjusted Scheduled Activity (UDA)	
	2018	2019
April	-26	-1,526
May	130	-990
June	398	-705
July	724	-248
August	1,125	390
September	1,728	818
October	2,137	1,752
November	2,789	2,389
December	3,145	2,970
January	3,527	
February	4,202	
March	4,497	
April	4,933	
May	4,948	
June	4,949	

QUALITY

	Quantity	Base Number	Contract	AT	Region	England
% of FP17s for the same patient ID Re-attending within 3 months - Children	149	914	16.3%	12.2%	12.3%	11.8%
% of FP17s for the same patient ID Re-attending within 3 months - Adults	208	940	22.1%	16.0%	15.8%	15.6%
% of FP17s for the same patient ID Re-attending between 3 & 9 months - Children	307	914	33.6%	58.0%	60.1%	58.8%
% of FP17s for the same patient ID Re-attending between 3 & 9 months - Adults	270	940	28.7%	51.3%	53.3%	51.0%
% of FP17s for Band 1 Urgent Courses	201	1,739	11.6%	10.1%	9.0%	9.0%
% of FP17s Relating to Free Repair or Replacements	11	1,739	0.6%	0.8%	1.0%	0.8%
% of FP17s Relating to Continuations	8	1,739	0.5%	0.9%	1.0%	0.9%
% of Patients satisfied with the dentistry they have received	0	0	N/A	95.3%	93.8%	93.2%
% of Patients satisfied with the time they had to wait for an appointment	0	0	N/A	89.3%	89.4%	88.3%

* This is based on patients treated on this contract for their most recent course of treatment. Figures in italics indicate the base number of FP17s or Patient Questionnaire responses are less than 100. N/A is shown where the base number of responses is less than 10 during the period. % is calculated as Quantity/Base number*100

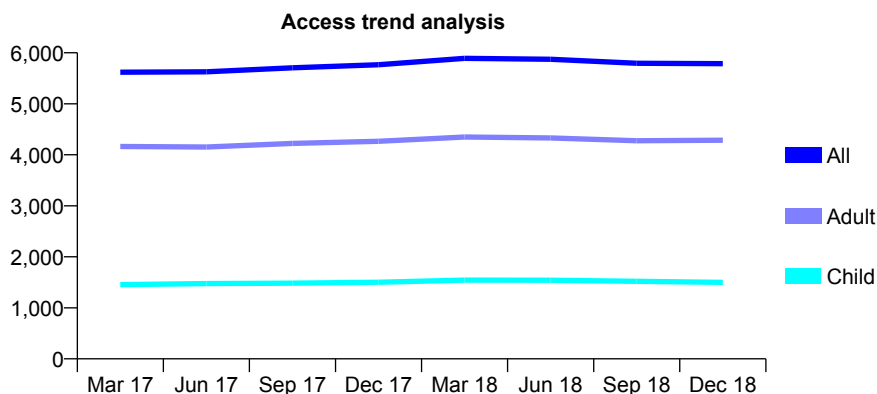
Q46 - Vital Signs At a Glance Contract Report for 165905/0001 - December 2018

Name or company name	New Moston Dental Centre
Contract type name	GDS Contract
Purpose of contract	General
Contract start date	01/04/2009
Contract end date	

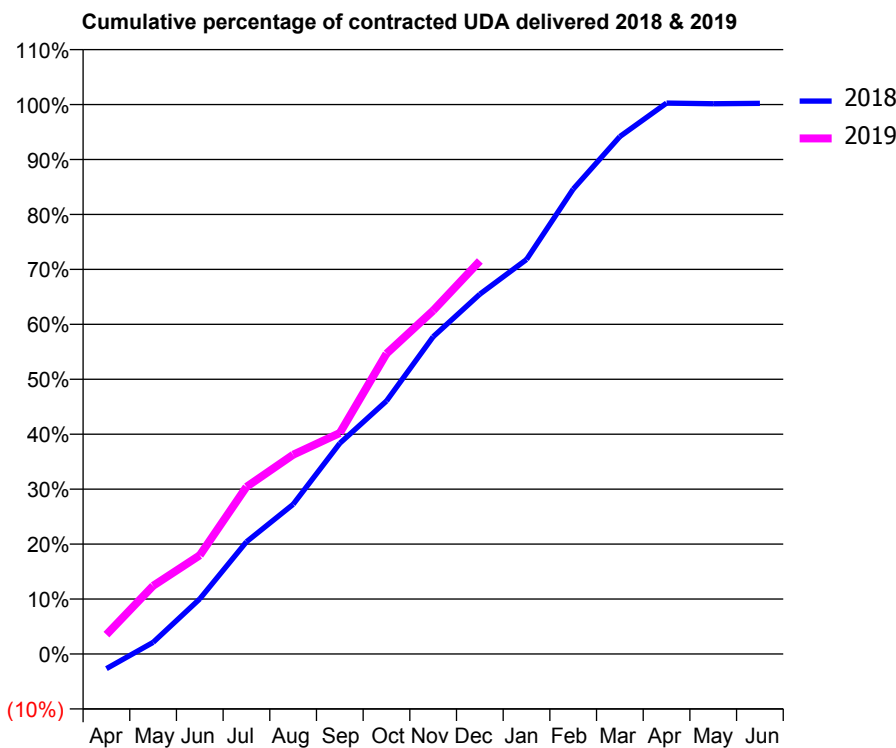
18/19 Contracted general activity (UDA)	19,540
Carry forward general activity (UDA)	-40
18/19 Contracted orthodontic activity (UOA)	0
Carry forward orthodontic activity (UOA)	0
Baseline contract value	£598,119.64

ACCESS*

Patients seen in 24 months	Total	Change since previous quarter
Quarter ending December 2017	5,767	
Quarter ending March 2018	5,892	↑
Quarter ending June 2018	5,872	→
Quarter ending September 2018	5,796	↓
Quarter ending December 2018	5,786	→
Variance since December 2017	0.3%	→



ACTIVITY



Month	Adjusted Scheduled Activity (UDA)	
	2018	2019
April	-524	690
May	413	2,426
June	1,963	3,511
July	3,990	5,943
August	5,321	7,085
September	7,496	7,862
October	8,996	10,681
November	11,282	12,214
December	12,794	13,975
January	14,029	
February	16,531	
March	18,402	
April	19,589	
May	19,567	
June	19,580	

QUALITY

	Quantity	Base Number	Contract	AT	Region	England
% of FP17s for the same patient ID Re-attending within 3 months - Children	212	1,819	11.7%	12.2%	12.3%	11.8%
% of FP17s for the same patient ID Re-attending within 3 months - Adults	701	4,880	14.4%	16.0%	15.8%	15.6%
% of FP17s for the same patient ID Re-attending between 3 & 9 months - Children	1,201	1,819	66.0%	58.0%	60.1%	58.8%
% of FP17s for the same patient ID Re-attending between 3 & 9 months - Adults	3,133	4,880	64.2%	51.3%	53.3%	51.0%
% of FP17s for Band 1 Urgent Courses	418	6,242	6.7%	10.1%	9.0%	9.0%
% of FP17s Relating to Free Repair or Replacements	37	6,242	0.6%	0.8%	1.0%	0.8%
% of FP17s Relating to Continuations	30	6,242	0.5%	0.9%	1.0%	0.9%
% of Patients satisfied with the dentistry they have received	3	3	N/A	95.3%	93.8%	93.2%
% of Patients satisfied with the time they had to wait for an appointment	3	3	N/A	89.3%	89.4%	88.3%

* This is based on patients treated on this contract for their most recent course of treatment. Figures in italics indicate the base number of FP17s or Patient Questionnaire responses are less than 100. N/A is shown where the base number of responses is less than 10 during the period. % is calculated as Quantity/Base number*100

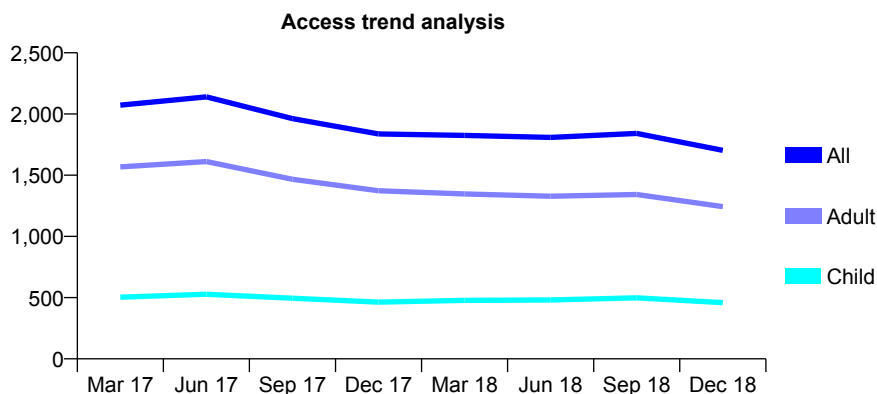
Q46 - Vital Signs At a Glance Contract Report for 166049/0001 - December 2018

Name or company name	MISS R DHARIWAL
Contract type name	GDS Contract
Purpose of contract	General
Contract start date	01/07/2015
Contract end date	

18/19 Contracted general activity (UDA)	8,633
Carry forward general activity (UDA)	0
18/19 Contracted orthodontic activity (UOA)	0
Carry forward orthodontic activity (UOA)	0
Baseline contract value	£236,877.56

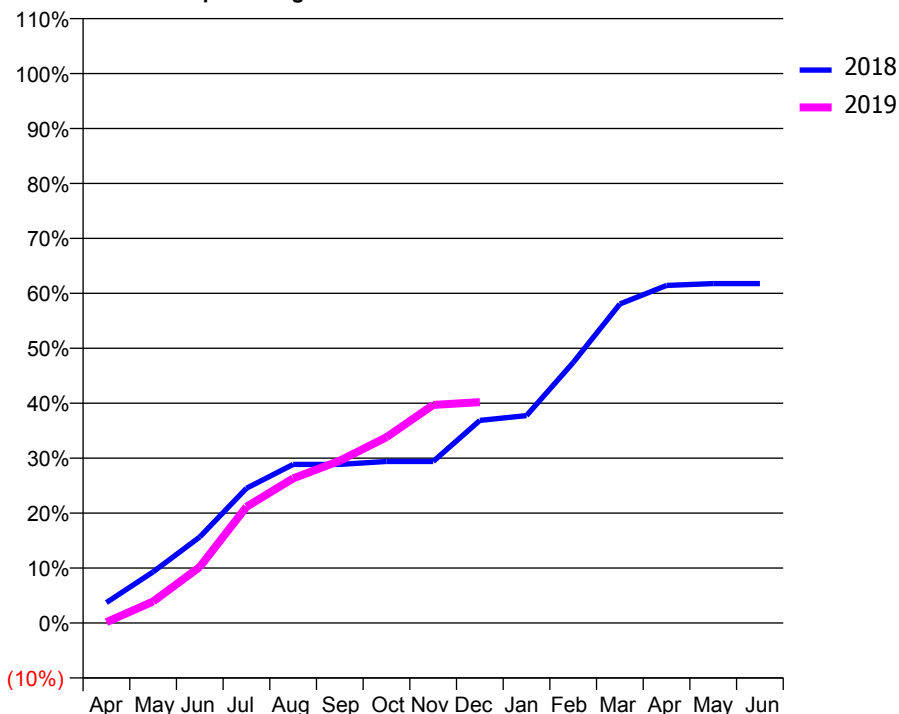
ACCESS*

Patients seen in 24 months	Total	Change since previous quarter
Quarter ending December 2017	1,837	
Quarter ending March 2018	1,825	→
Quarter ending June 2018	1,809	→
Quarter ending September 2018	1,841	→
Quarter ending December 2018	1,703	↓
Variance since December 2017	(7.3%)	↓



ACTIVITY

Cumulative percentage of contracted UDA delivered 2018 & 2019



Month	Adjusted Scheduled Activity (UDA)	
	2018	2019
April	323	13
May	803	338
June	1,352	880
July	2,116	1,826
August	2,492	2,272
September	2,492	2,551
October	2,538	2,920
November	2,538	3,426
December	3,183	3,470
January	3,259	
February	4,093	
March	5,012	
April	5,303	
May	5,333	
June	5,333	

QUALITY

	Quantity	Base Number	Contract	AT	Region	England
% of FP17s for the same patient ID Re-attending within 3 months - Children	60	452	13.3%	12.2%	12.3%	11.8%
% of FP17s for the same patient ID Re-attending within 3 months - Adults	230	1,166	19.7%	16.0%	15.8%	15.6%
% of FP17s for the same patient ID Re-attending between 3 & 9 months - Children	221	452	48.9%	58.0%	60.1%	58.8%
% of FP17s for the same patient ID Re-attending between 3 & 9 months - Adults	491	1,166	42.1%	51.3%	53.3%	51.0%
% of FP17s for Band 1 Urgent Courses	276	1,435	19.2%	10.1%	9.0%	9.0%
% of FP17s Relating to Free Repair or Replacements	7	1,435	0.5%	0.8%	1.0%	0.8%
% of FP17s Relating to Continuations	14	1,435	1.0%	0.9%	1.0%	0.9%
% of Patients satisfied with the dentistry they have received	1	1	N/A	95.3%	93.8%	93.2%
% of Patients satisfied with the time they had to wait for an appointment	1	1	N/A	89.3%	89.4%	88.3%

* This is based on patients treated on this contract for their most recent course of treatment. Figures in italics indicate the base number of FP17s or Patient Questionnaire responses are less than 100. N/A is shown where the base number of responses is less than 10 during the period. % is calculated as Quantity/Base number*100

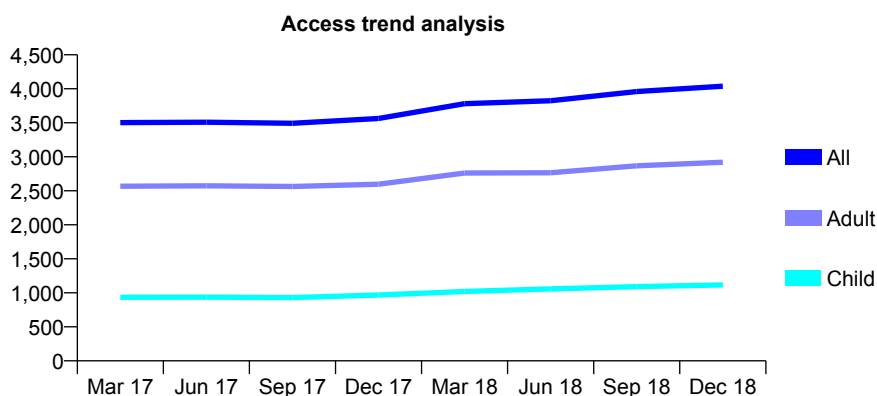
Q46 - Vital Signs At a Glance Contract Report for 166081/0001 - December 2018

Name or company name	Brooks Bar Dental Practice
Contract type name	GDS Contract
Purpose of contract	General
Contract start date	26/07/2013
Contract end date	

18/19 Contracted general activity (UDA)	14,264
Carry forward general activity (UDA)	-79
18/19 Contracted orthodontic activity (UOA)	0
Carry forward orthodontic activity (UOA)	0
Baseline contract value	£446,208.98

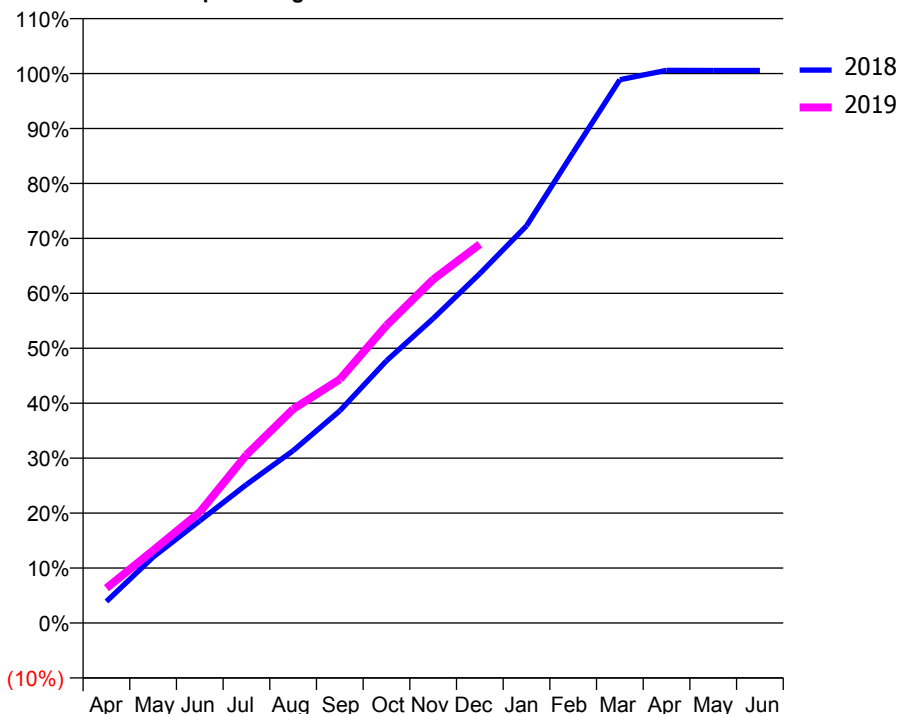
ACCESS*

Patients seen in 24 months	Total	Change since previous quarter
Quarter ending December 2017	3,564	
Quarter ending March 2018	3,782	↑
Quarter ending June 2018	3,824	→
Quarter ending September 2018	3,960	↑
Quarter ending December 2018	4,038	→
Variance since December 2017	13.3%	↑



ACTIVITY

Cumulative percentage of contracted UDA delivered 2018 & 2019



Month	Adjusted Scheduled Activity (UDA)	
	2018	2019
April	559	904
May	1,712	1,886
June	2,652	2,877
July	3,593	4,367
August	4,474	5,555
September	5,509	6,326
October	6,806	7,724
November	7,906	8,917
December	9,069	9,832
January	10,311	
February	12,216	
March	14,102	
April	14,344	
May	14,343	
June	14,343	

QUALITY

	Quantity	Base Number	Contract	AT	Region	England
% of FP17s for the same patient ID Re-attending within 3 months - Children	27	828	3.3%	12.2%	12.3%	11.8%
% of FP17s for the same patient ID Re-attending within 3 months - Adults	184	1,968	9.3%	16.0%	15.8%	15.6%
% of FP17s for the same patient ID Re-attending between 3 & 9 months - Children	284	828	34.3%	58.0%	60.1%	58.8%
% of FP17s for the same patient ID Re-attending between 3 & 9 months - Adults	565	1,968	28.7%	51.3%	53.3%	51.0%
% of FP17s for Band 1 Urgent Courses	159	2,729	5.8%	10.1%	9.0%	9.0%
% of FP17s Relating to Free Repair or Replacements	7	2,729	0.3%	0.8%	1.0%	0.8%
% of FP17s Relating to Continuations	25	2,729	0.9%	0.9%	1.0%	0.9%
% of Patients satisfied with the dentistry they have received	0	0	N/A	95.3%	93.8%	93.2%
% of Patients satisfied with the time they had to wait for an appointment	0	0	N/A	89.3%	89.4%	88.3%

* This is based on patients treated on this contract for their most recent course of treatment. Figures in italics indicate the base number of FP17s or Patient Questionnaire responses are less than 100. N/A is shown where the base number of responses is less than 10 during the period. % is calculated as Quantity/Base number*100

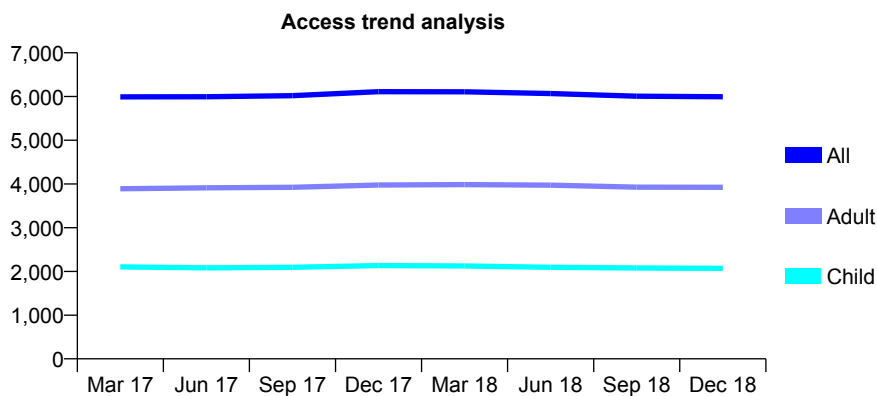
Q46 - Vital Signs At a Glance Contract Report for 166405/0001 - December 2018

Name or company name	Penny Meadow Dental Care Limited
Contract type name	GDS Contract
Purpose of contract	General
Contract start date	01/01/2014
Contract end date	

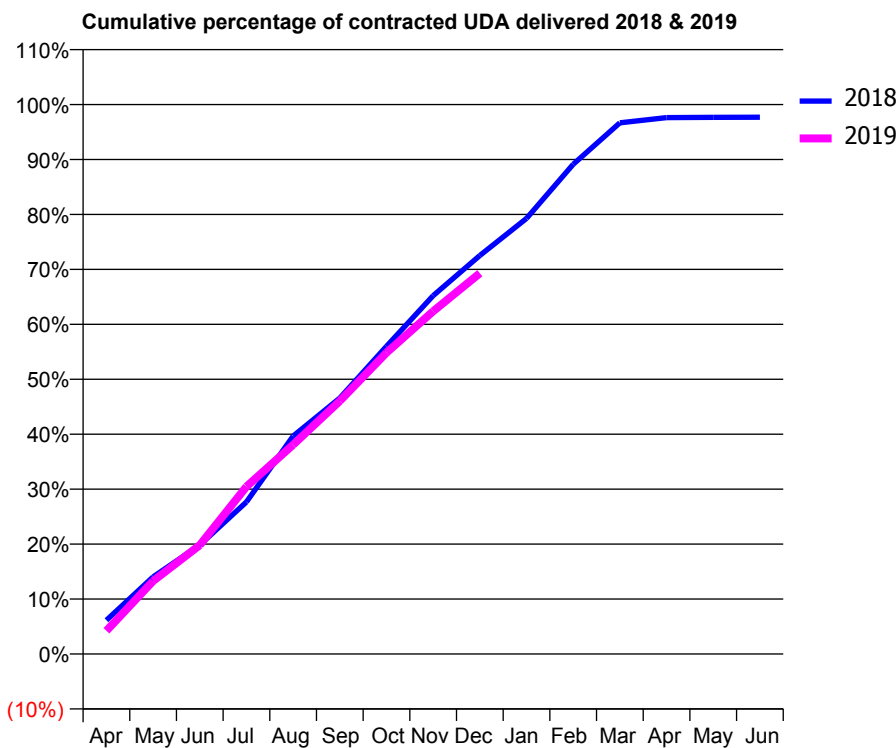
18/19 Contracted general activity (UDA)	16,838
Carry forward general activity (UDA)	16
18/19 Contracted orthodontic activity (UOA)	0
Carry forward orthodontic activity (UOA)	0
Baseline contract value	£481,103.49

ACCESS*

Patients seen in 24 months	Total	Change since previous quarter
Quarter ending December 2017	6,111	
Quarter ending March 2018	6,108	→
Quarter ending June 2018	6,069	→
Quarter ending September 2018	6,006	↓
Quarter ending December 2018	5,995	→
Variance since December 2017	(1.9%)	↓



ACTIVITY



Month	Adjusted Scheduled Activity (UDA)	
	2018	2019
April	1,034	714
May	2,366	2,237
June	3,340	3,337
July	4,660	5,129
August	6,677	6,413
September	7,842	7,754
October	9,430	9,231
November	10,981	10,505
December	12,213	11,666
January	13,346	
February	15,006	
March	16,276	
April	16,436	
May	16,443	
June	16,447	

QUALITY

	Quantity	Base Number	Contract	AT	Region	England
% of FP17s for the same patient ID Re-attending within 3 months - Children	173	2,510	6.9%	12.2%	12.3%	11.8%
% of FP17s for the same patient ID Re-attending within 3 months - Adults	502	3,998	12.6%	16.0%	15.8%	15.6%
% of FP17s for the same patient ID Re-attending between 3 & 9 months - Children	1,759	2,510	70.1%	58.0%	60.1%	58.8%
% of FP17s for the same patient ID Re-attending between 3 & 9 months - Adults	1,818	3,998	45.5%	51.3%	53.3%	51.0%
% of FP17s for Band 1 Urgent Courses	661	6,409	10.3%	10.1%	9.0%	9.0%
% of FP17s Relating to Free Repair or Replacements	30	6,409	0.5%	0.8%	1.0%	0.8%
% of FP17s Relating to Continuations	20	6,409	0.3%	0.9%	1.0%	0.9%
% of Patients satisfied with the dentistry they have received	1	1	N/A	95.3%	93.8%	93.2%
% of Patients satisfied with the time they had to wait for an appointment	1	1	N/A	89.3%	89.4%	88.3%

* This is based on patients treated on this contract for their most recent course of treatment. Figures in italics indicate the base number of FP17s or Patient Questionnaire responses are less than 100. N/A is shown where the base number of responses is less than 10 during the period. % is calculated as Quantity/Base number*100

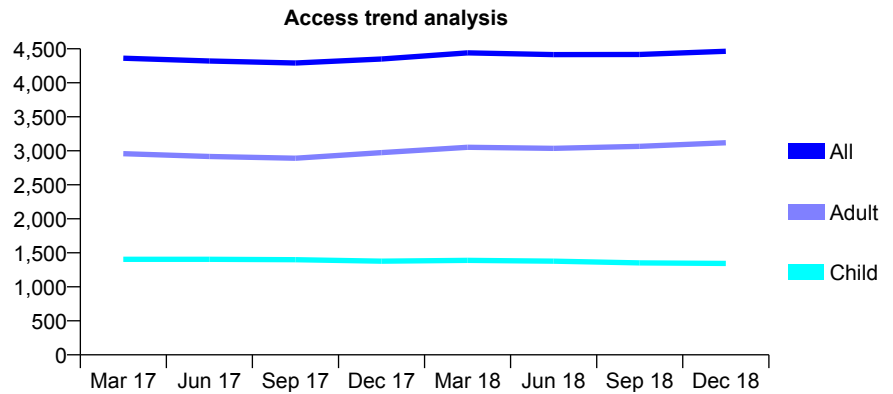
Q46 - Vital Signs At a Glance Contract Report for 166707/0001 - December 2018

Name or company name	151 Dental Ltd
Contract type name	GDS Contract
Purpose of contract	General
Contract start date	01/08/2007
Contract end date	

18/19 Contracted general activity (UDA)	18,209
Carry forward general activity (UDA)	0
18/19 Contracted orthodontic activity (UOA)	0
Carry forward orthodontic activity (UOA)	0
Baseline contract value	£477,759.43

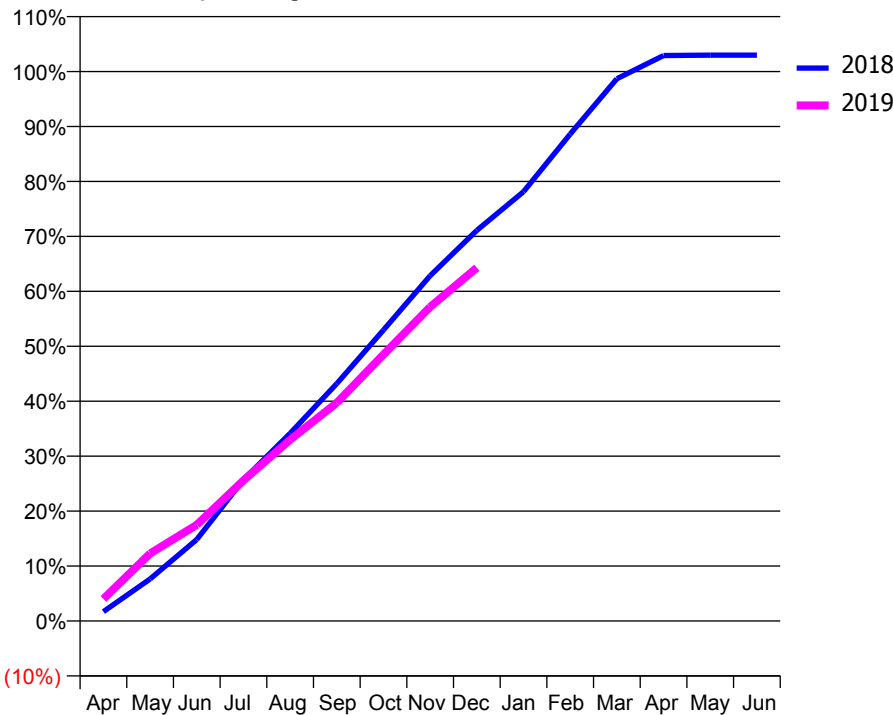
ACCESS*

Patients seen in 24 months	Total	Change since previous quarter
Quarter ending December 2017	4,350	
Quarter ending March 2018	4,440	↑
Quarter ending June 2018	4,415	→
Quarter ending September 2018	4,417	→
Quarter ending December 2018	4,463	→
Variance since December 2017	2.6%	↑



ACTIVITY

Cumulative percentage of contracted UDA delivered 2018 & 2019



Month	Adjusted Scheduled Activity (UDA)	
	2018	2019
April	311	730
May	1,396	2,236
June	2,700	3,187
July	4,688	4,659
August	6,219	6,007
September	7,870	7,232
October	9,644	8,831
November	11,443	10,409
December	12,944	11,707
January	14,227	
February	16,134	
March	17,968	
April	18,736	
May	18,752	
June	18,753	

QUALITY

	Quantity	Base Number	Contract	AT	Region	England
% of FP17s for the same patient ID Re-attending within 3 months - Children	441	2,122	20.8%	12.2%	12.3%	11.8%
% of FP17s for the same patient ID Re-attending within 3 months - Adults	739	3,582	20.6%	16.0%	15.8%	15.6%
% of FP17s for the same patient ID Re-attending between 3 & 9 months - Children	1,358	2,122	64.0%	58.0%	60.1%	58.8%
% of FP17s for the same patient ID Re-attending between 3 & 9 months - Adults	2,002	3,582	55.9%	51.3%	53.3%	51.0%
% of FP17s for Band 1 Urgent Courses	551	5,374	10.3%	10.1%	9.0%	9.0%
% of FP17s Relating to Free Repair or Replacements	42	5,374	0.8%	0.8%	1.0%	0.8%
% of FP17s Relating to Continuations	20	5,374	0.4%	0.9%	1.0%	0.9%
% of Patients satisfied with the dentistry they have received	1	1	N/A	95.3%	93.8%	93.2%
% of Patients satisfied with the time they had to wait for an appointment	1	1	N/A	89.3%	89.4%	88.3%

* This is based on patients treated on this contract for their most recent course of treatment. Figures in italics indicate the base number of FP17s or Patient Questionnaire responses are less than 100. N/A is shown where the base number of responses is less than 10 during the period. % is calculated as Quantity/Base number*100

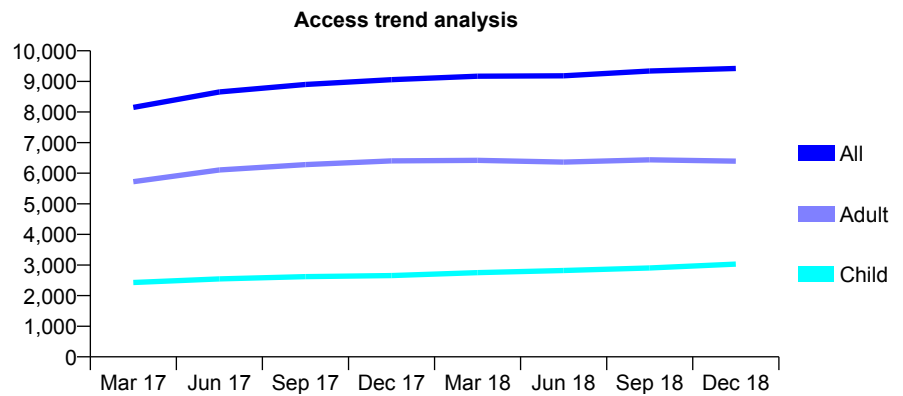
Q46 - Vital Signs At a Glance Contract Report for 167312/0001 - December 2018

Name or company name	Mellor, Wilkinson and Shokraee
Contract type name	GDS Contract
Purpose of contract	General
Contract start date	01/06/2015
Contract end date	

18/19 Contracted general activity (UDA)	21,353
Carry forward general activity (UDA)	-376
18/19 Contracted orthodontic activity (UOA)	0
Carry forward orthodontic activity (UOA)	0
Baseline contract value	£704,467.36

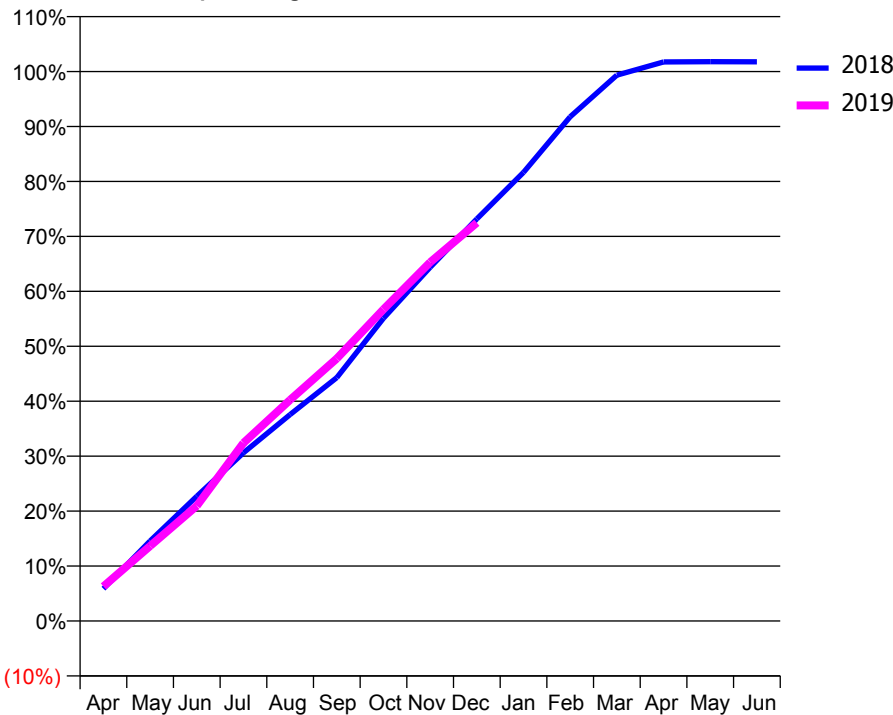
ACCESS*

Patients seen in 24 months	Total	Change since previous quarter
Quarter ending December 2017	9,056	
Quarter ending March 2018	9,169	→
Quarter ending June 2018	9,185	→
Quarter ending September 2018	9,342	→
Quarter ending December 2018	9,424	→
Variance since December 2017	4.1%	↑



ACTIVITY

Cumulative percentage of contracted UDA delivered 2018 & 2019



Month	Adjusted Scheduled Activity (UDA)	
	2018	2019
April	1,258	1,343
May	3,114	2,915
June	4,845	4,474
July	6,536	6,919
August	8,026	8,593
September	9,461	10,202
October	11,764	12,115
November	13,744	13,943
December	15,623	15,475
January	17,434	
February	19,596	
March	21,213	
April	21,726	
May	21,733	
June	21,729	

QUALITY

	Quantity	Base Number	Contract	AT	Region	England
% of FP17s for the same patient ID Re-attending within 3 months - Children	308	3,645	8.4%	12.2%	12.3%	11.8%
% of FP17s for the same patient ID Re-attending within 3 months - Adults	821	5,717	14.4%	16.0%	15.8%	15.6%
% of FP17s for the same patient ID Re-attending between 3 & 9 months - Children	2,169	3,645	59.5%	58.0%	60.1%	58.8%
% of FP17s for the same patient ID Re-attending between 3 & 9 months - Adults	2,495	5,717	43.6%	51.3%	53.3%	51.0%
% of FP17s for Band 1 Urgent Courses	810	7,855	10.3%	10.1%	9.0%	9.0%
% of FP17s Relating to Free Repair or Replacements	30	7,855	0.4%	0.8%	1.0%	0.8%
% of FP17s Relating to Continuations	58	7,855	0.7%	0.9%	1.0%	0.9%
% of Patients satisfied with the dentistry they have received	1	1	N/A	95.3%	93.8%	93.2%
% of Patients satisfied with the time they had to wait for an appointment	1	1	N/A	89.3%	89.4%	88.3%

* This is based on patients treated on this contract for their most recent course of treatment. Figures in italics indicate the base number of FP17s or Patient Questionnaire responses are less than 100. N/A is shown where the base number of responses is less than 10 during the period. % is calculated as Quantity/Base number*100

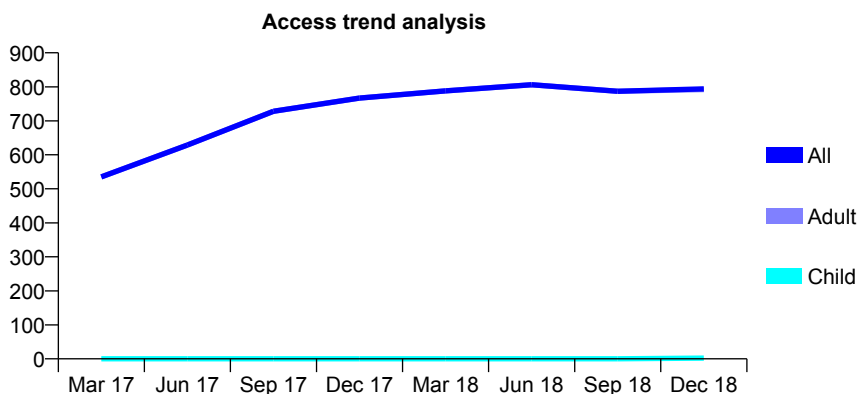
Q46 - Vital Signs At a Glance Contract Report for 167312/0002 - December 2018

Name or company name	Mellor, Wilkinson and Shokraee
Contract type name	GDS Contract
Purpose of contract	General
Contract start date	01/11/2015
Contract end date	

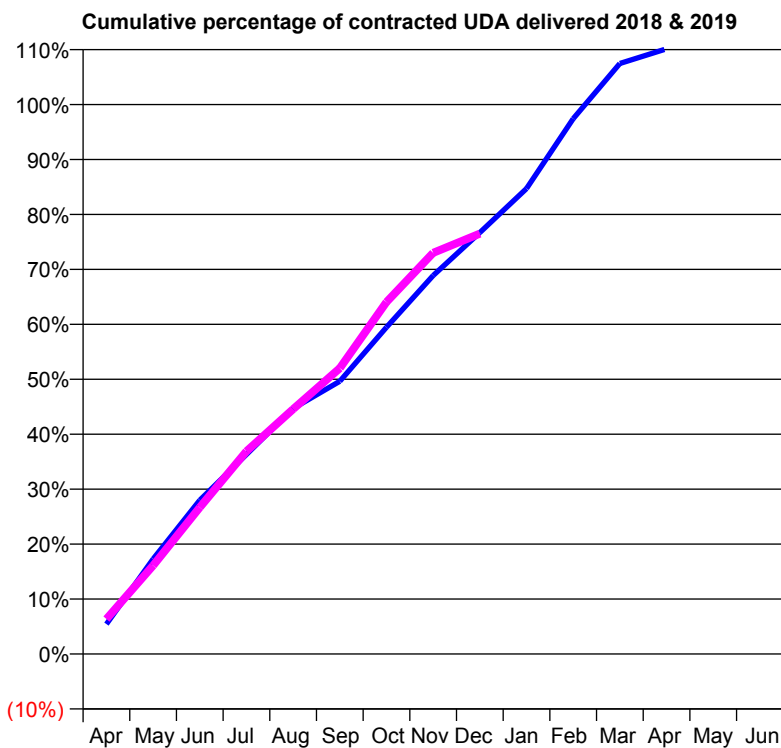
18/19 Contracted general activity (UDA)	2,000
Carry forward general activity (UDA)	-40
18/19 Contracted orthodontic activity (UOA)	0
Carry forward orthodontic activity (UOA)	0
Baseline contract value	£173,160.41

ACCESS*

Patients seen in 24 months	Total	Change since previous quarter
Quarter ending December 2017	767	
Quarter ending March 2018	788	↑
Quarter ending June 2018	806	↑
Quarter ending September 2018	787	↓
Quarter ending December 2018	794	→
Variance since December 2017	3.5%	↑



ACTIVITY



Month	Adjusted Scheduled Activity (UDA)	
	2018	2019
April	109	128
May	346	322
June	560	534
July	726	738
August	894	891
September	993	1,040
October	1,189	1,281
November	1,378	1,460
December	1,534	1,530
January	1,694	
February	1,948	
March	2,149	
April	2,203	
May	2,206	
June	2,209	

QUALITY

	Quantity	Base Number	Contract	AT	Region	England
% of FP17s for the same patient ID Re-attending within 3 months - Children	0	2	0.0%	12.2%	12.3%	11.8%
% of FP17s for the same patient ID Re-attending within 3 months - Adults	54	511	10.6%	16.0%	15.8%	15.6%
% of FP17s for the same patient ID Re-attending between 3 & 9 months - Children	0	2	0.0%	58.0%	60.1%	58.8%
% of FP17s for the same patient ID Re-attending between 3 & 9 months - Adults	68	511	13.3%	51.3%	53.3%	51.0%
% of FP17s for Band 1 Urgent Courses	294	472	62.3%	10.1%	9.0%	9.0%
% of FP17s Relating to Free Repair or Replacements	0	472	0.0%	0.8%	1.0%	0.8%
% of FP17s Relating to Continuations	0	472	0.0%	0.9%	1.0%	0.9%
% of Patients satisfied with the dentistry they have received	1	1	N/A	95.3%	93.8%	93.2%
% of Patients satisfied with the time they had to wait for an appointment	0	1	N/A	89.3%	89.4%	88.3%

* This is based on patients treated on this contract for their most recent course of treatment. Figures in italics indicate the base number of FP17s or Patient Questionnaire responses are less than 100. N/A is shown where the base number of responses is less than 10 during the period. % is calculated as Quantity/Base number*100

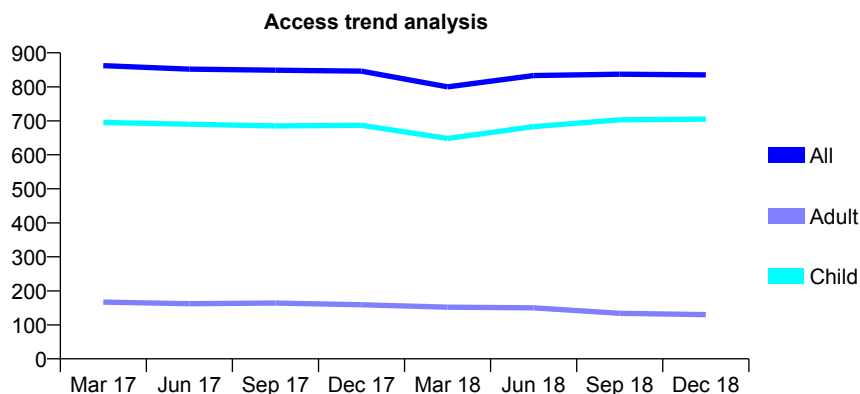
Q46 - Vital Signs At a Glance Contract Report for 168033/0001 - December 2018

Name or company name	Mossley Dental Care
Contract type name	GDS Contract
Purpose of contract	General
Contract start date	01/02/2013
Contract end date	

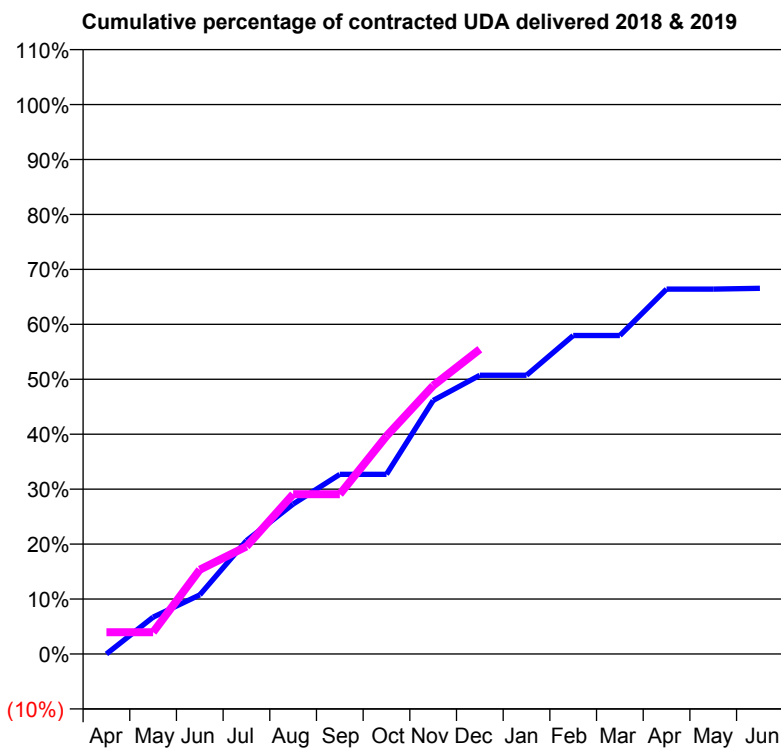
18/19 Contracted general activity (UDA)	2,000
Carry forward general activity (UDA)	0
18/19 Contracted orthodontic activity (UOA)	0
Carry forward orthodontic activity (UOA)	0
Baseline contract value	£57,133.00

ACCESS*

Patients seen in 24 months	Total	Change since previous quarter
Quarter ending December 2017	846	
Quarter ending March 2018	800	↓
Quarter ending June 2018	833	↑
Quarter ending September 2018	837	→
Quarter ending December 2018	835	→
Variance since December 2017	(1.3%)	↓



ACTIVITY



Month	Adjusted Scheduled Activity (UDA)	
	2018	2019
April	0	79
May	134	79
June	215	307
July	413	391
August	546	582
September	654	582
October	654	793
November	923	977
December	1,014	1,109
January	1,014	
February	1,159	
March	1,159	
April	1,328	
May	1,328	
June	1,331	

QUALITY

	Quantity	Base Number	Contract	AT	Region	England
% of FP17s for the same patient ID Re-attending within 3 months - Children	43	851	5.1%	12.2%	12.3%	11.8%
% of FP17s for the same patient ID Re-attending within 3 months - Adults	18	111	16.2%	16.0%	15.8%	15.6%
% of FP17s for the same patient ID Re-attending between 3 & 9 months - Children	483	851	56.8%	58.0%	60.1%	58.8%
% of FP17s for the same patient ID Re-attending between 3 & 9 months - Adults	67	111	60.4%	51.3%	53.3%	51.0%
% of FP17s for Band 1 Urgent Courses	17	802	2.1%	10.1%	9.0%	9.0%
% of FP17s Relating to Free Repair or Replacements	0	802	0.0%	0.8%	1.0%	0.8%
% of FP17s Relating to Continuations	11	802	1.4%	0.9%	1.0%	0.9%
% of Patients satisfied with the dentistry they have received	0	0	N/A	95.3%	93.8%	93.2%
% of Patients satisfied with the time they had to wait for an appointment	0	0	N/A	89.3%	89.4%	88.3%

* This is based on patients treated on this contract for their most recent course of treatment. Figures in italics indicate the base number of FP17s or Patient Questionnaire responses are less than 100. N/A is shown where the base number of responses is less than 10 during the period. % is calculated as Quantity/Base number*100

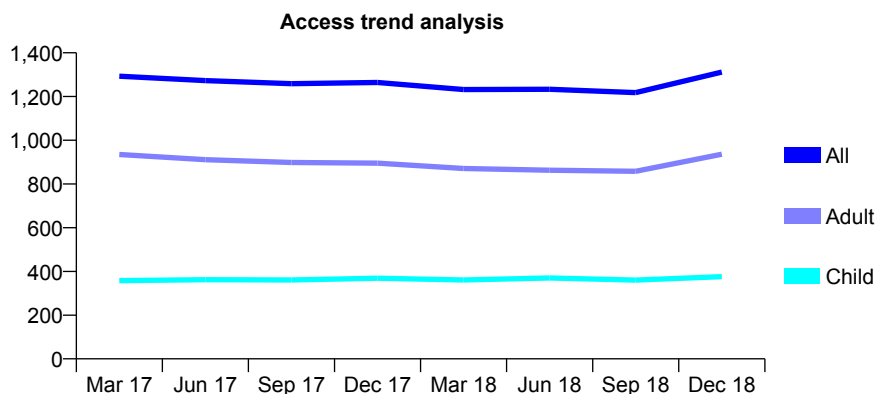
Q46 - Vital Signs At a Glance Contract Report for 168157/0001 - December 2018

Name or company name	Ravat & Ray Dental Care Bolton
Contract type name	GDS Contract
Purpose of contract	General
Contract start date	28/01/2014
Contract end date	

18/19 Contracted general activity (UDA)	3,981
Carry forward general activity (UDA)	-29
18/19 Contracted orthodontic activity (UOA)	0
Carry forward orthodontic activity (UOA)	0
Baseline contract value	£92,762.38

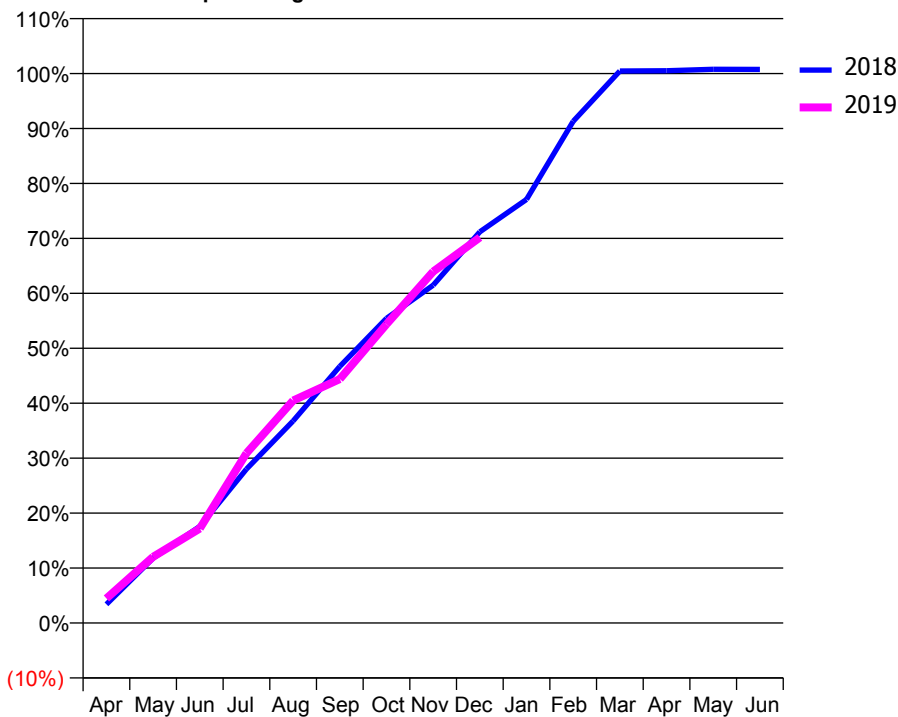
ACCESS*

Patients seen in 24 months	Total	Change since previous quarter
Quarter ending December 2017	1,264	
Quarter ending March 2018	1,232	↓
Quarter ending June 2018	1,233	→
Quarter ending September 2018	1,218	↓
Quarter ending December 2018	1,312	↑
Variance since December 2017	3.8%	↑



ACTIVITY

Cumulative percentage of contracted UDA delivered 2018 & 2019



Month	2018	2019
April	136	178
May	470	480
June	700	685
July	1,115	1,230
August	1,464	1,611
September	1,860	1,768
October	2,207	2,164
November	2,447	2,546
December	2,834	2,793
January	3,069	
February	3,635	
March	3,999	
April	4,001	
May	4,011	
June	4,010	

QUALITY

	Quantity	Base Number	Contract	AT	Region	England
% of FP17s for the same patient ID Re-attending within 3 months - Children	25	465	5.4%	12.2%	12.3%	11.8%
% of FP17s for the same patient ID Re-attending within 3 months - Adults	134	1,096	12.2%	16.0%	15.8%	15.6%
% of FP17s for the same patient ID Re-attending between 3 & 9 months - Children	318	465	68.4%	58.0%	60.1%	58.8%
% of FP17s for the same patient ID Re-attending between 3 & 9 months - Adults	676	1,096	61.7%	51.3%	53.3%	51.0%
% of FP17s for Band 1 Urgent Courses	65	1,448	4.5%	10.1%	9.0%	9.0%
% of FP17s Relating to Free Repair or Replacements	41	1,448	2.8%	0.8%	1.0%	0.8%
% of FP17s Relating to Continuations	2	1,448	0.1%	0.9%	1.0%	0.9%
% of Patients satisfied with the dentistry they have received	0	0	N/A	95.3%	93.8%	93.2%
% of Patients satisfied with the time they had to wait for an appointment	0	0	N/A	89.3%	89.4%	88.3%

* This is based on patients treated on this contract for their most recent course of treatment. Figures in italics indicate the base number of FP17s or Patient Questionnaire responses are less than 100. N/A is shown where the base number of responses is less than 10 during the period. % is calculated as Quantity/Base number*100

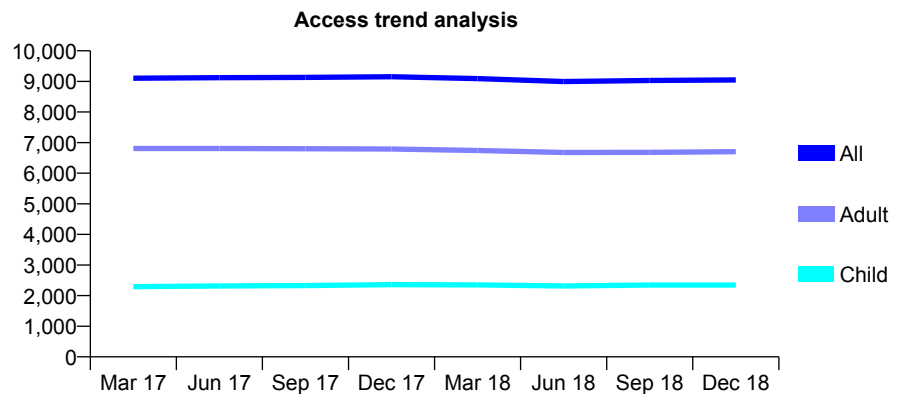
Q46 - Vital Signs At a Glance Contract Report for 168270/0001 - December 2018

Name or company name	Withers & Ripley
Contract type name	GDS Contract
Purpose of contract	General
Contract start date	01/07/2010
Contract end date	

18/19 Contracted general activity (UDA)	26,084
Carry forward general activity (UDA)	-356
18/19 Contracted orthodontic activity (UOA)	0
Carry forward orthodontic activity (UOA)	0
Baseline contract value	£783,178.47

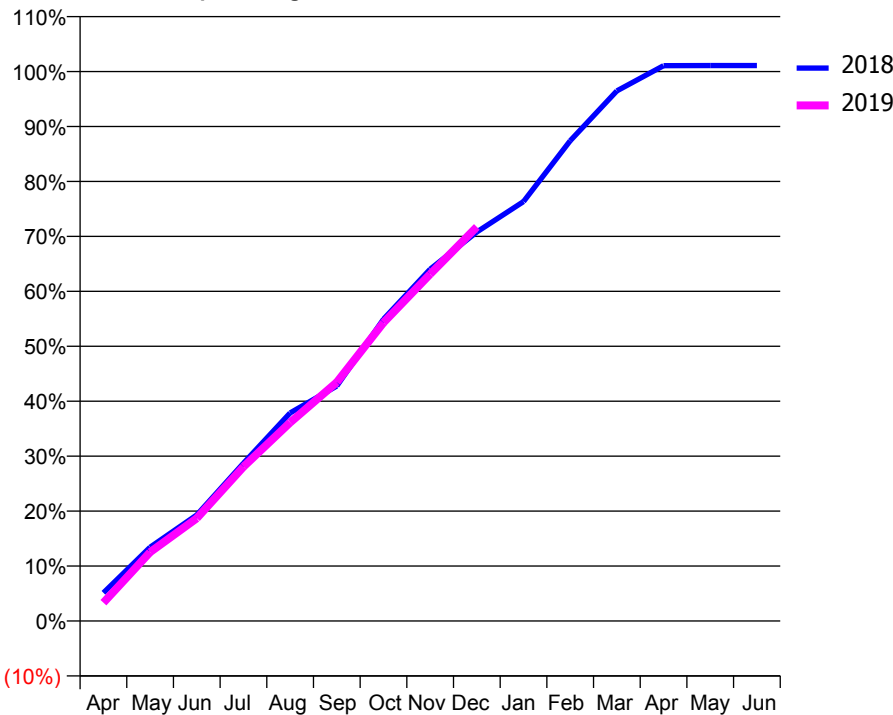
ACCESS*

Patients seen in 24 months	Total	Change since previous quarter
Quarter ending December 2017	9,151	
Quarter ending March 2018	9,093	→
Quarter ending June 2018	8,995	↓
Quarter ending September 2018	9,030	→
Quarter ending December 2018	9,048	→
Variance since December 2017	(1.1%)	↓



ACTIVITY

Cumulative percentage of contracted UDA delivered 2018 & 2019



Month	2018	2019
April	1,337	873
May	3,502	3,270
June	5,038	4,880
July	7,490	7,322
August	9,880	9,421
September	11,157	11,333
October	14,328	14,165
November	16,698	16,469
December	18,468	18,708
January	19,913	
February	22,798	
March	25,162	
April	26,363	
May	26,366	
June	26,368	

QUALITY

	Quantity	Base Number	Contract	AT	Region	England
% of FP17s for the same patient ID Re-attending within 3 months - Children	268	2,806	9.6%	12.2%	12.3%	11.8%
% of FP17s for the same patient ID Re-attending within 3 months - Adults	760	7,714	9.9%	16.0%	15.8%	15.6%
% of FP17s for the same patient ID Re-attending between 3 & 9 months - Children	1,617	2,806	57.6%	58.0%	60.1%	58.8%
% of FP17s for the same patient ID Re-attending between 3 & 9 months - Adults	4,714	7,714	61.1%	51.3%	53.3%	51.0%
% of FP17s for Band 1 Urgent Courses	545	9,898	5.5%	10.1%	9.0%	9.0%
% of FP17s Relating to Free Repair or Replacements	109	9,898	1.1%	0.8%	1.0%	0.8%
% of FP17s Relating to Continuations	67	9,898	0.7%	0.9%	1.0%	0.9%
% of Patients satisfied with the dentistry they have received	1	1	N/A	95.3%	93.8%	93.2%
% of Patients satisfied with the time they had to wait for an appointment	1	1	N/A	89.3%	89.4%	88.3%

* This is based on patients treated on this contract for their most recent course of treatment. Figures in italics indicate the base number of FP17s or Patient Questionnaire responses are less than 100. N/A is shown where the base number of responses is less than 10 during the period. % is calculated as Quantity/Base number*100

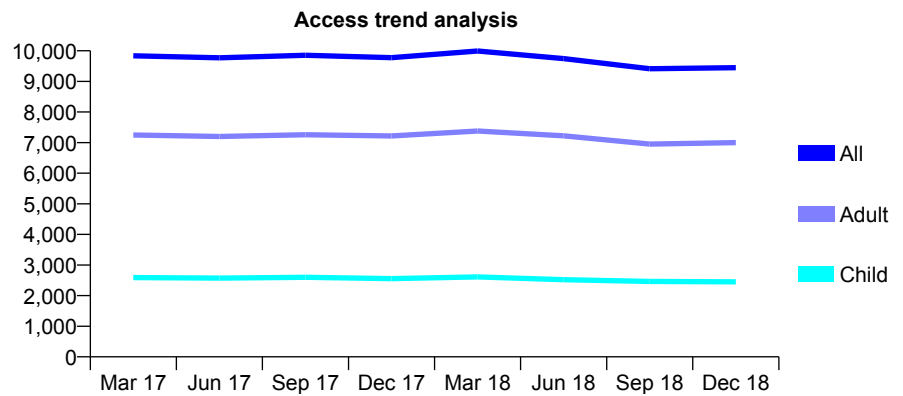
Q46 - Vital Signs At a Glance Contract Report for 168653/0001 - December 2018

Name or company name	SimplyOne Dental
Contract type name	GDS Contract
Purpose of contract	General
Contract start date	03/09/2014
Contract end date	

18/19 Contracted general activity (UDA)	26,986
Carry forward general activity (UDA)	-195
18/19 Contracted orthodontic activity (UOA)	0
Carry forward orthodontic activity (UOA)	0
Baseline contract value	£772,252.07

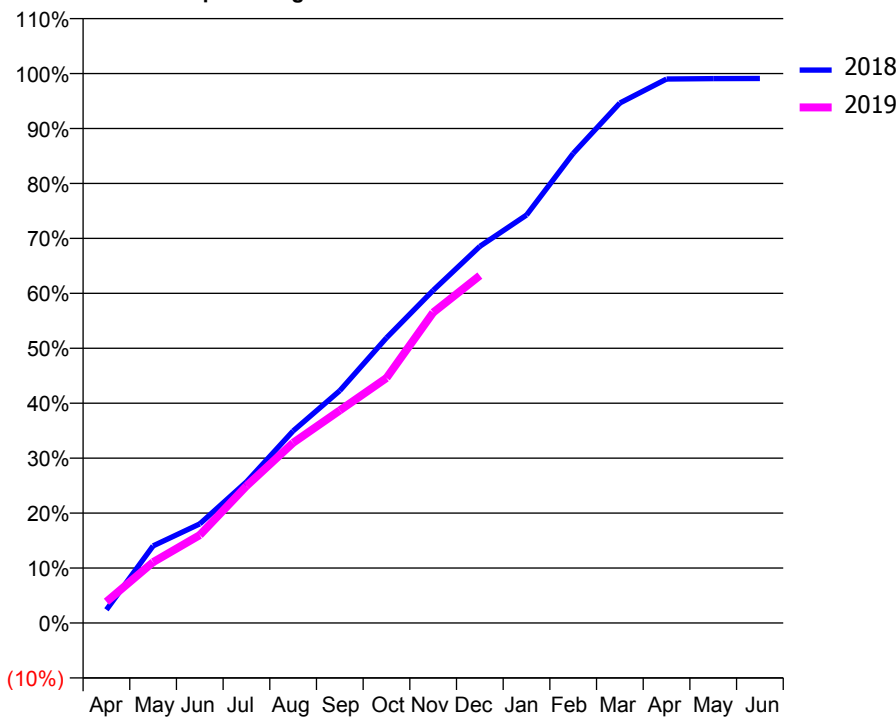
ACCESS*

Patients seen in 24 months	Total	Change since previous quarter
Quarter ending December 2017	9,776	
Quarter ending March 2018	9,994	↑
Quarter ending June 2018	9,744	↓
Quarter ending September 2018	9,415	↓
Quarter ending December 2018	9,450	→
Variance since December 2017	(3.3%)	↓



ACTIVITY

Cumulative percentage of contracted UDA delivered 2018 & 2019



Month	Adjusted Scheduled Activity (UDA)	
	2018	2019
April	715	1,045
May	4,156	2,991
June	5,337	4,321
July	7,598	6,731
August	10,343	8,849
September	12,509	10,443
October	15,354	12,031
November	17,908	15,248
December	20,279	17,062
January	21,965	
February	25,281	
March	27,995	
April	29,292	
May	29,307	
June	29,319	

QUALITY

	Quantity	Base Number	Contract	AT	Region	England
% of FP17s for the same patient ID Re-attending within 3 months - Children	153	2,194	7.0%	12.2%	12.3%	11.8%
% of FP17s for the same patient ID Re-attending within 3 months - Adults	745	5,779	12.9%	16.0%	15.8%	15.6%
% of FP17s for the same patient ID Re-attending between 3 & 9 months - Children	1,140	2,194	52.0%	58.0%	60.1%	58.8%
% of FP17s for the same patient ID Re-attending between 3 & 9 months - Adults	2,655	5,779	45.9%	51.3%	53.3%	51.0%
% of FP17s for Band 1 Urgent Courses	884	7,538	11.7%	10.1%	9.0%	9.0%
% of FP17s Relating to Free Repair or Replacements	32	7,538	0.4%	0.8%	1.0%	0.8%
% of FP17s Relating to Continuations	61	7,538	0.8%	0.9%	1.0%	0.9%
% of Patients satisfied with the dentistry they have received	3	3	N/A	95.3%	93.8%	93.2%
% of Patients satisfied with the time they had to wait for an appointment	2	3	N/A	89.3%	89.4%	88.3%

* This is based on patients treated on this contract for their most recent course of treatment. Figures in italics indicate the base number of FP17s or Patient Questionnaire responses are less than 100. N/A is shown where the base number of responses is less than 10 during the period. % is calculated as Quantity/Base number*100

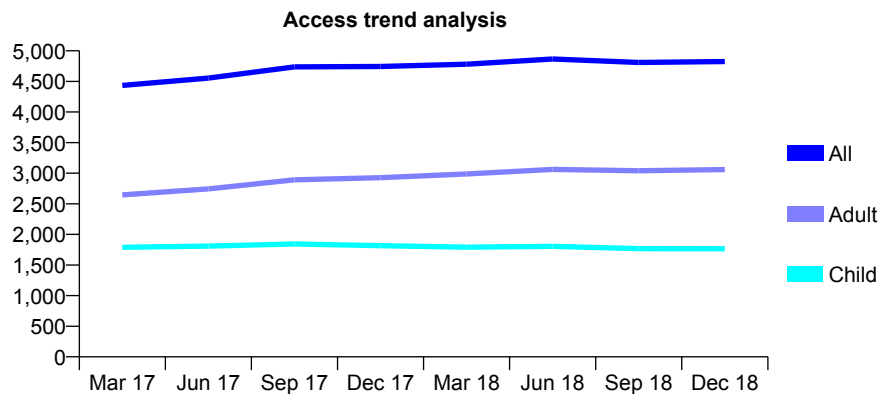
Q46 - Vital Signs At a Glance Contract Report for 168947/0001 - December 2018

Name or company name	Silverwell Dental Surgery
Contract type name	GDS Contract
Purpose of contract	General
Contract start date	01/06/2010
Contract end date	

18/19 Contracted general activity (UDA)	12,600
Carry forward general activity (UDA)	0
18/19 Contracted orthodontic activity (UOA)	0
Carry forward orthodontic activity (UOA)	0
Baseline contract value	£319,637.89

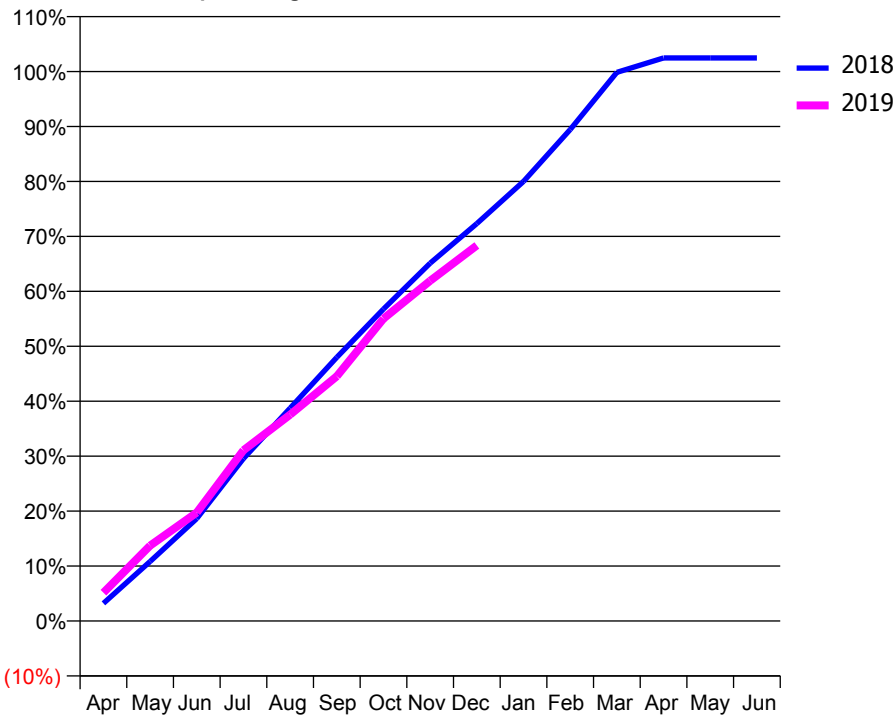
ACCESS*

Patients seen in 24 months	Total	Change since previous quarter
Quarter ending December 2017	4,744	
Quarter ending March 2018	4,782	→
Quarter ending June 2018	4,866	→
Quarter ending September 2018	4,809	↓
Quarter ending December 2018	4,824	→
Variance since December 2017	1.7%	→



ACTIVITY

Cumulative percentage of contracted UDA delivered 2018 & 2019



Month	Adjusted Scheduled Activity (UDA)	
	2018	2019
April	405	651
May	1,364	1,728
June	2,349	2,486
July	3,724	3,916
August	4,883	4,731
September	6,045	5,611
October	7,153	6,933
November	8,206	7,802
December	9,113	8,612
January	10,079	
February	11,269	
March	12,580	
April	12,910	
May	12,911	
June	12,911	

QUALITY

	Quantity	Base Number	Contract	AT	Region	England
% of FP17s for the same patient ID Re-attending within 3 months - Children	217	2,004	10.8%	12.2%	12.3%	11.8%
% of FP17s for the same patient ID Re-attending within 3 months - Adults	428	2,925	14.6%	16.0%	15.8%	15.6%
% of FP17s for the same patient ID Re-attending between 3 & 9 months - Children	1,142	2,004	57.0%	58.0%	60.1%	58.8%
% of FP17s for the same patient ID Re-attending between 3 & 9 months - Adults	1,626	2,925	55.6%	51.3%	53.3%	51.0%
% of FP17s for Band 1 Urgent Courses	346	4,727	7.3%	10.1%	9.0%	9.0%
% of FP17s Relating to Free Repair or Replacements	11	4,727	0.2%	0.8%	1.0%	0.8%
% of FP17s Relating to Continuations	23	4,727	0.5%	0.9%	1.0%	0.9%
% of Patients satisfied with the dentistry they have received	0	0	N/A	95.3%	93.8%	93.2%
% of Patients satisfied with the time they had to wait for an appointment	0	0	N/A	89.3%	89.4%	88.3%

* This is based on patients treated on this contract for their most recent course of treatment. Figures in italics indicate the base number of FP17s or Patient Questionnaire responses are less than 100. N/A is shown where the base number of responses is less than 10 during the period. % is calculated as Quantity/Base number*100

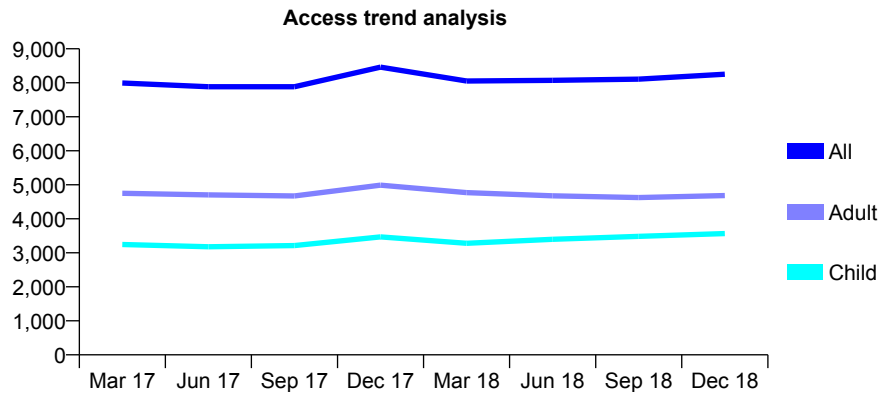
Q46 - Vital Signs At a Glance Contract Report for 173096/0001 - December 2018

Name or company name	Mr A Hussain
Contract type name	GDS Contract
Purpose of contract	General
Contract start date	01/04/2010
Contract end date	

18/19 Contracted general activity (UDA)	22,889
Carry forward general activity (UDA)	-458
18/19 Contracted orthodontic activity (UOA)	0
Carry forward orthodontic activity (UOA)	0
Baseline contract value	£669,536.10

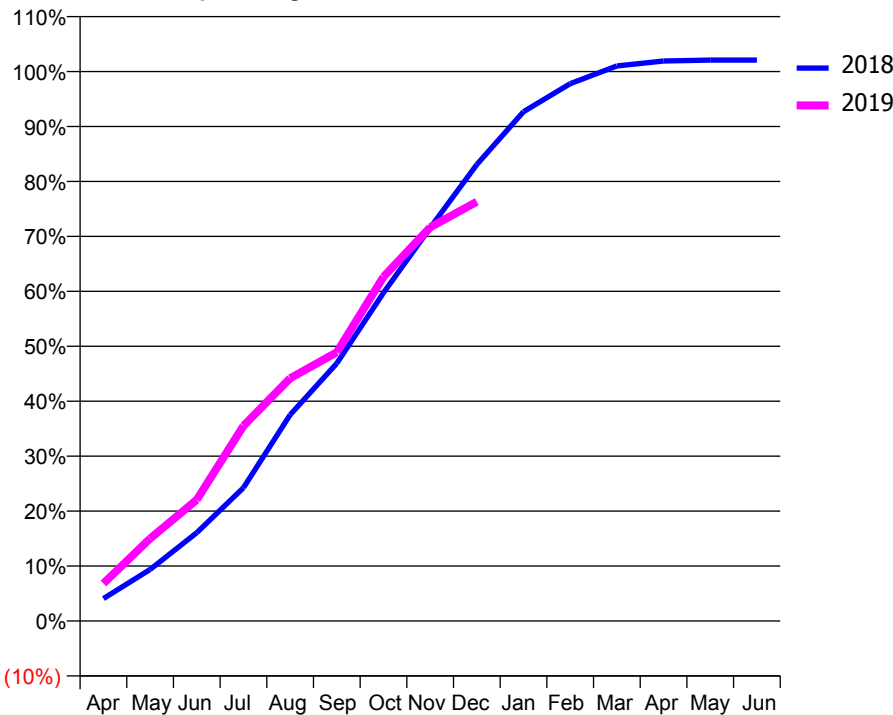
ACCESS*

Patients seen in 24 months	Total	Change since previous quarter
Quarter ending December 2017	8,461	
Quarter ending March 2018	8,051	↓
Quarter ending June 2018	8,074	→
Quarter ending September 2018	8,109	→
Quarter ending December 2018	8,252	→
Variance since December 2017	(2.5%)	↓



ACTIVITY

Cumulative percentage of contracted UDA delivered 2018 & 2019



Month	Adjusted Scheduled Activity (UDA)	
	2018	2019
April	934	1,565
May	2,145	3,438
June	3,681	5,051
July	5,553	8,130
August	8,591	10,111
September	10,733	11,195
October	13,675	14,339
November	16,375	16,397
December	19,018	17,464
January	21,214	
February	22,379	
March	23,119	
April	23,327	
May	23,363	
June	23,366	

QUALITY

	Quantity	Base Number	Contract	AT	Region	England
% of FP17s for the same patient ID Re-attending within 3 months - Children	423	3,808	11.1%	12.2%	12.3%	11.8%
% of FP17s for the same patient ID Re-attending within 3 months - Adults	851	4,329	19.7%	16.0%	15.8%	15.6%
% of FP17s for the same patient ID Re-attending between 3 & 9 months - Children	1,650	3,808	43.3%	58.0%	60.1%	58.8%
% of FP17s for the same patient ID Re-attending between 3 & 9 months - Adults	1,770	4,329	40.9%	51.3%	53.3%	51.0%
% of FP17s for Band 1 Urgent Courses	967	8,015	12.1%	10.1%	9.0%	9.0%
% of FP17s Relating to Free Repair or Replacements	49	8,015	0.6%	0.8%	1.0%	0.8%
% of FP17s Relating to Continuations	130	8,015	1.6%	0.9%	1.0%	0.9%
% of Patients satisfied with the dentistry they have received	1	1	N/A	95.3%	93.8%	93.2%
% of Patients satisfied with the time they had to wait for an appointment	1	1	N/A	89.3%	89.4%	88.3%

* This is based on patients treated on this contract for their most recent course of treatment. Figures in italics indicate the base number of FP17s or Patient Questionnaire responses are less than 100. N/A is shown where the base number of responses is less than 10 during the period. % is calculated as Quantity/Base number*100

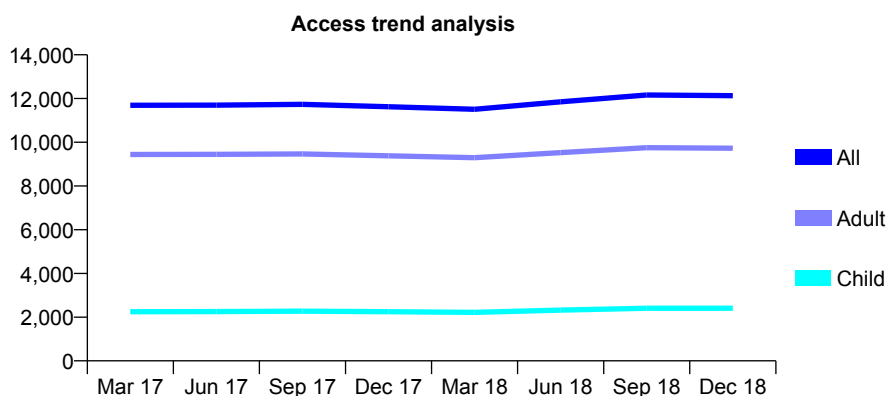
Q46 - Vital Signs At a Glance Contract Report for 173401/0001 - December 2018

Name or company name	Romiley Dental Practice
Contract type name	GDS Contract
Purpose of contract	General
Contract start date	01/04/2006
Contract end date	

18/19 Contracted general activity (UDA)	34,502
Carry forward general activity (UDA)	0
18/19 Contracted orthodontic activity (UOA)	0
Carry forward orthodontic activity (UOA)	0
Baseline contract value	£849,142.51

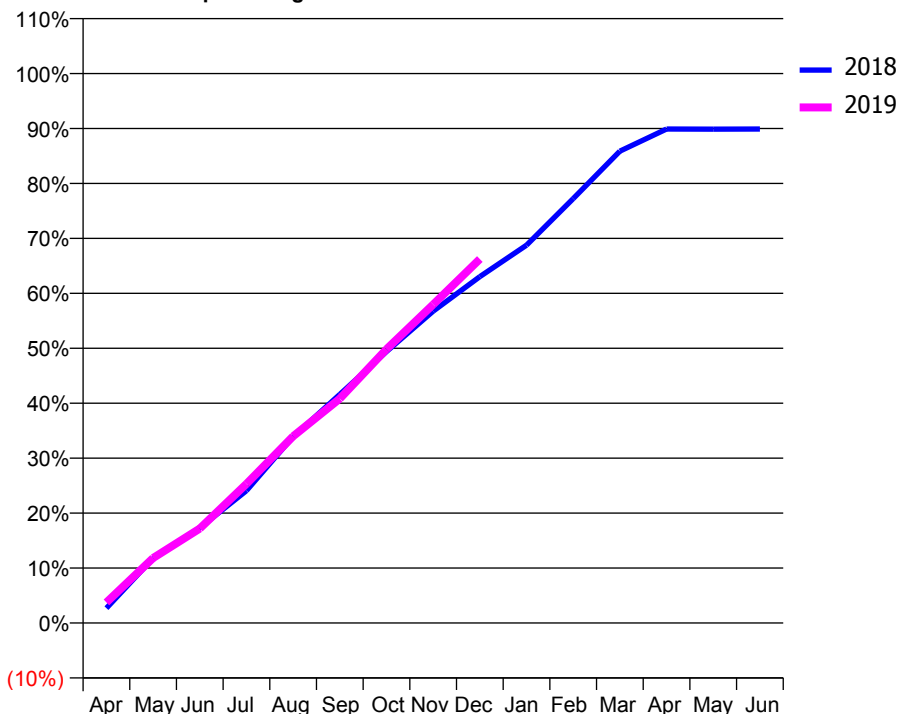
ACCESS*

Patients seen in 24 months	Total	Change since previous quarter
Quarter ending December 2017	11,625	
Quarter ending March 2018	11,509	→
Quarter ending June 2018	11,848	↑
Quarter ending September 2018	12,158	↑
Quarter ending December 2018	12,131	→
Variance since December 2017	4.4%	↑



ACTIVITY

Cumulative percentage of contracted UDA delivered 2018 & 2019



Month	Adjusted Scheduled Activity (UDA)	
	2018	2019
April	869	1,296
May	3,772	4,083
June	5,540	5,928
July	7,709	8,736
August	10,855	11,723
September	13,314	14,086
October	15,811	17,192
November	18,162	19,998
December	20,170	22,851
January	22,004	
February	24,716	
March	27,477	
April	28,766	
May	28,764	
June	28,765	

QUALITY

	Quantity	Base Number	Contract	AT	Region	England
% of FP17s for the same patient ID Re-attending within 3 months - Children	155	2,571	6.0%	12.2%	12.3%	11.8%
% of FP17s for the same patient ID Re-attending within 3 months - Adults	1,274	10,431	12.2%	16.0%	15.8%	15.6%
% of FP17s for the same patient ID Re-attending between 3 & 9 months - Children	1,332	2,571	51.8%	58.0%	60.1%	58.8%
% of FP17s for the same patient ID Re-attending between 3 & 9 months - Adults	5,493	10,431	52.7%	51.3%	53.3%	51.0%
% of FP17s for Band 1 Urgent Courses	971	11,806	8.2%	10.1%	9.0%	9.0%
% of FP17s Relating to Free Repair or Replacements	118	11,806	1.0%	0.8%	1.0%	0.8%
% of FP17s Relating to Continuations	96	11,806	0.8%	0.9%	1.0%	0.9%
% of Patients satisfied with the dentistry they have received	2	3	N/A	95.3%	93.8%	93.2%
% of Patients satisfied with the time they had to wait for an appointment	3	3	N/A	89.3%	89.4%	88.3%

* This is based on patients treated on this contract for their most recent course of treatment. Figures in italics indicate the base number of FP17s or Patient Questionnaire responses are less than 100. N/A is shown where the base number of responses is less than 10 during the period. % is calculated as Quantity/Base number*100

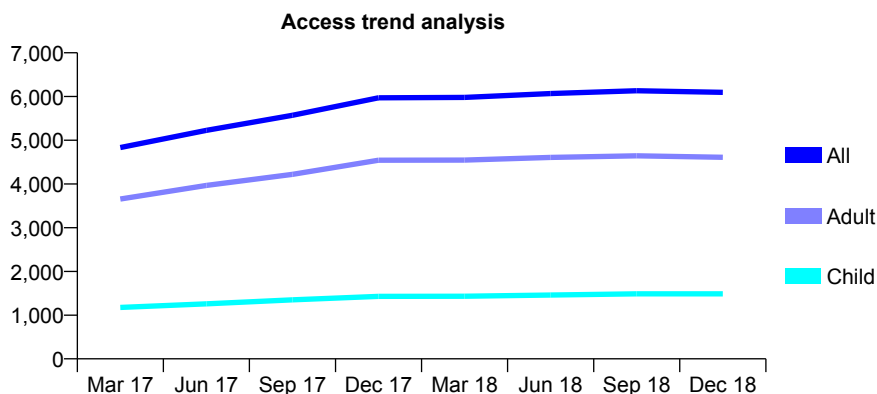
Q46 - Vital Signs At a Glance Contract Report for 173673/0001 - December 2018

Name or company name	Dr Ambareen Tejani-Sharif
Contract type name	GDS Contract
Purpose of contract	General
Contract start date	01/02/2016
Contract end date	

18/19 Contracted general activity (UDA)	18,526
Carry forward general activity (UDA)	-133
18/19 Contracted orthodontic activity (UOA)	0
Carry forward orthodontic activity (UOA)	0
Baseline contract value	£539,299.45

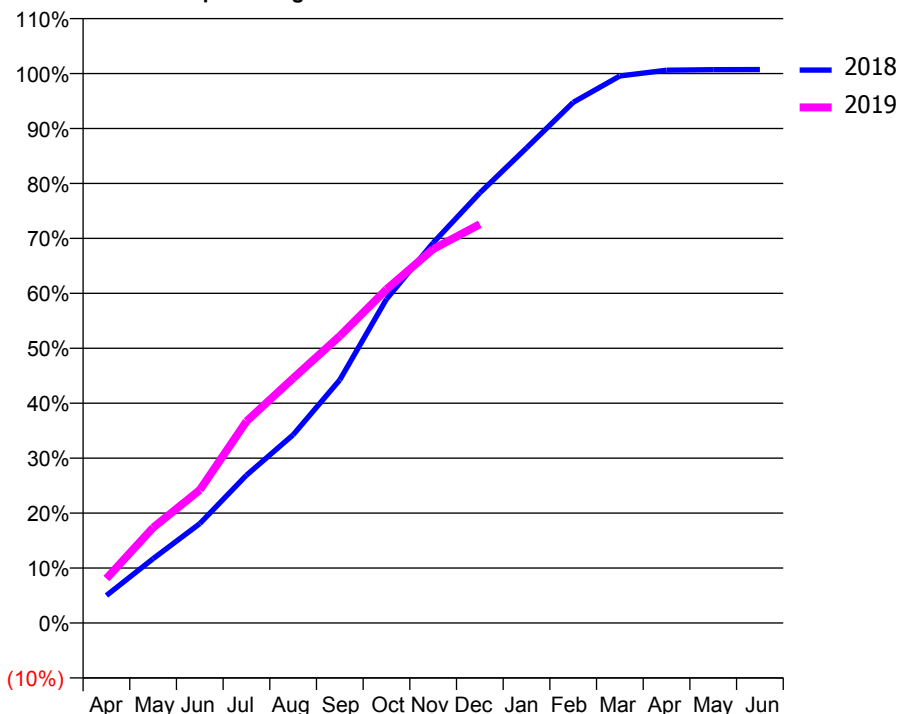
ACCESS*

Patients seen in 24 months	Total	Change since previous quarter
Quarter ending December 2017	5,972	
Quarter ending March 2018	5,979	→
Quarter ending June 2018	6,068	→
Quarter ending September 2018	6,132	→
Quarter ending December 2018	6,095	→
Variance since December 2017	2.1%	↑



ACTIVITY

Cumulative percentage of contracted UDA delivered 2018 & 2019



Month	Adjusted Scheduled Activity (UDA)	
	2018	2019
April	928	1,498
May	2,168	3,217
June	3,351	4,486
July	4,984	6,799
August	6,346	8,254
September	8,198	9,676
October	10,923	11,250
November	12,818	12,606
December	14,501	13,442
January	16,017	
February	17,551	
March	18,444	
April	18,636	
May	18,656	
June	18,659	

QUALITY

	Quantity	Base Number	Contract	AT	Region	England
% of FP17s for the same patient ID Re-attending within 3 months - Children	141	1,561	9.0%	12.2%	12.3%	11.8%
% of FP17s for the same patient ID Re-attending within 3 months - Adults	570	4,442	12.8%	16.0%	15.8%	15.6%
% of FP17s for the same patient ID Re-attending between 3 & 9 months - Children	774	1,561	49.6%	58.0%	60.1%	58.8%
% of FP17s for the same patient ID Re-attending between 3 & 9 months - Adults	2,302	4,442	51.8%	51.3%	53.3%	51.0%
% of FP17s for Band 1 Urgent Courses	478	5,915	8.1%	10.1%	9.0%	9.0%
% of FP17s Relating to Free Repair or Replacements	81	5,915	1.4%	0.8%	1.0%	0.8%
% of FP17s Relating to Continuations	108	5,915	1.8%	0.9%	1.0%	0.9%
% of Patients satisfied with the dentistry they have received	2	2	N/A	95.3%	93.8%	93.2%
% of Patients satisfied with the time they had to wait for an appointment	2	2	N/A	89.3%	89.4%	88.3%

* This is based on patients treated on this contract for their most recent course of treatment. Figures in italics indicate the base number of FP17s or Patient Questionnaire responses are less than 100. N/A is shown where the base number of responses is less than 10 during the period. % is calculated as Quantity/Base number*100

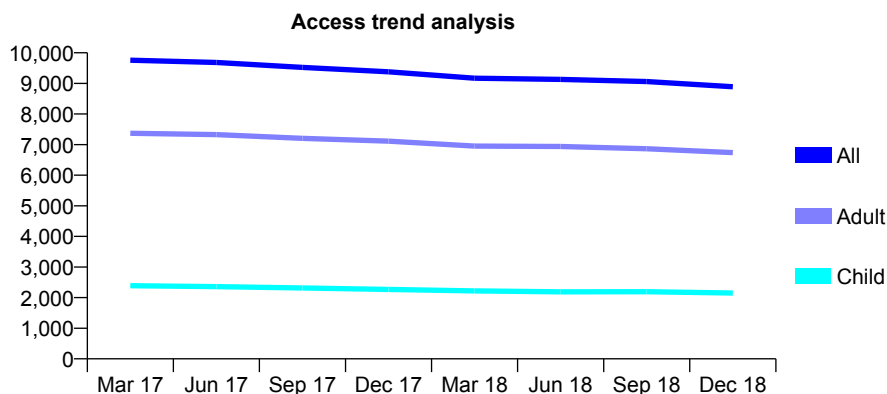
Q46 - Vital Signs At a Glance Contract Report for 173746/0001 - December 2018

Name or company name	Westhoughton (No1) Ltd
Contract type name	GDS Contract
Purpose of contract	General
Contract start date	01/11/2007
Contract end date	

18/19 Contracted general activity (UDA)	29,940
Carry forward general activity (UDA)	0
18/19 Contracted orthodontic activity (UOA)	0
Carry forward orthodontic activity (UOA)	0
Baseline contract value	£912,152.99

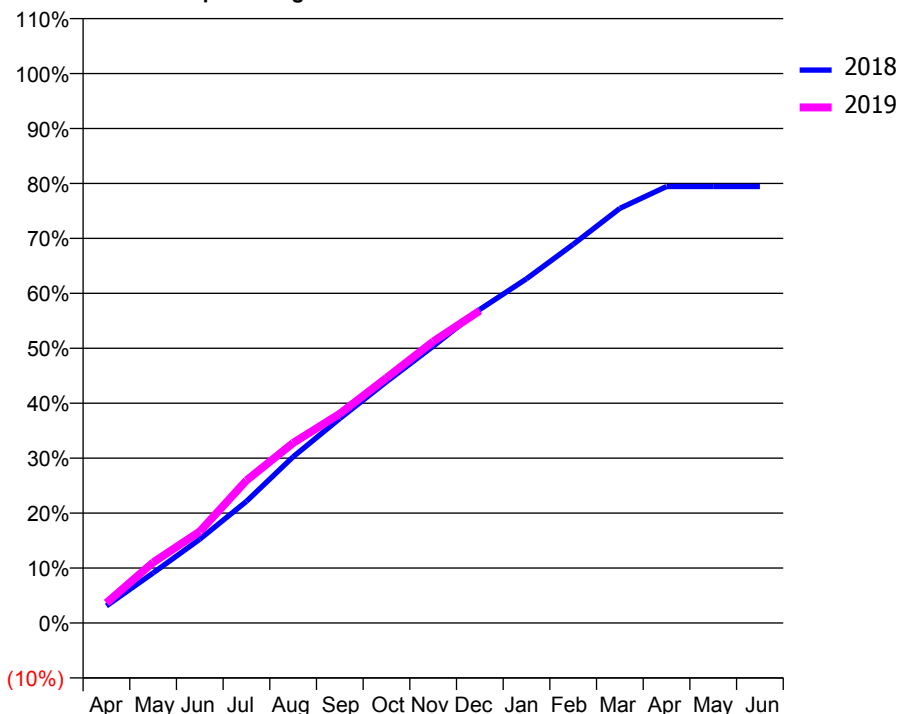
ACCESS*

Patients seen in 24 months	Total	Change since previous quarter
Quarter ending December 2017	9,380	
Quarter ending March 2018	9,170	↓
Quarter ending June 2018	9,131	→
Quarter ending September 2018	9,059	→
Quarter ending December 2018	8,892	↓
Variance since December 2017	(5.2%)	↓



ACTIVITY

Cumulative percentage of contracted UDA delivered 2018 & 2019



Month	Adjusted Scheduled Activity (UDA)	
	2018	2019
April	935	1,096
May	2,727	3,299
June	4,567	4,987
July	6,633	7,770
August	9,054	9,811
September	11,145	11,401
October	13,147	13,360
November	15,083	15,334
December	17,088	17,018
January	18,753	
February	20,631	
March	22,590	
April	23,785	
May	23,782	
June	23,782	

QUALITY

	Quantity	Base Number	Contract	AT	Region	England
% of FP17s for the same patient ID Re-attending within 3 months - Children	182	2,388	7.6%	12.2%	12.3%	11.8%
% of FP17s for the same patient ID Re-attending within 3 months - Adults	1,035	7,093	14.6%	16.0%	15.8%	15.6%
% of FP17s for the same patient ID Re-attending between 3 & 9 months - Children	1,439	2,388	60.3%	58.0%	60.1%	58.8%
% of FP17s for the same patient ID Re-attending between 3 & 9 months - Adults	3,759	7,093	53.0%	51.3%	53.3%	51.0%
% of FP17s for Band 1 Urgent Courses	818	8,919	9.2%	10.1%	9.0%	9.0%
% of FP17s Relating to Free Repair or Replacements	77	8,919	0.9%	0.8%	1.0%	0.8%
% of FP17s Relating to Continuations	122	8,919	1.4%	0.9%	1.0%	0.9%
% of Patients satisfied with the dentistry they have received	0	0	N/A	95.3%	93.8%	93.2%
% of Patients satisfied with the time they had to wait for an appointment	0	0	N/A	89.3%	89.4%	88.3%

* This is based on patients treated on this contract for their most recent course of treatment. Figures in italics indicate the base number of FP17s or Patient Questionnaire responses are less than 100. N/A is shown where the base number of responses is less than 10 during the period. % is calculated as Quantity/Base number*100

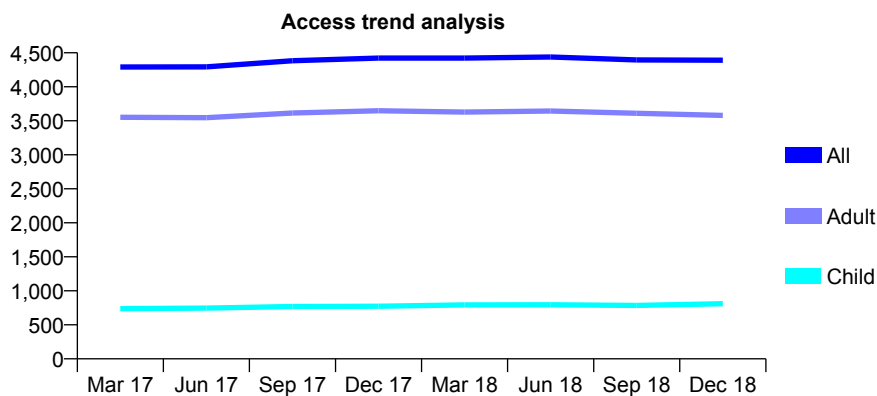
Q46 - Vital Signs At a Glance Contract Report for 177237/0002 - December 2018

Name or company name	Simon Taylor Dental Practice Ltd
Contract type name	GDS Contract
Purpose of contract	General
Contract start date	01/04/2012
Contract end date	

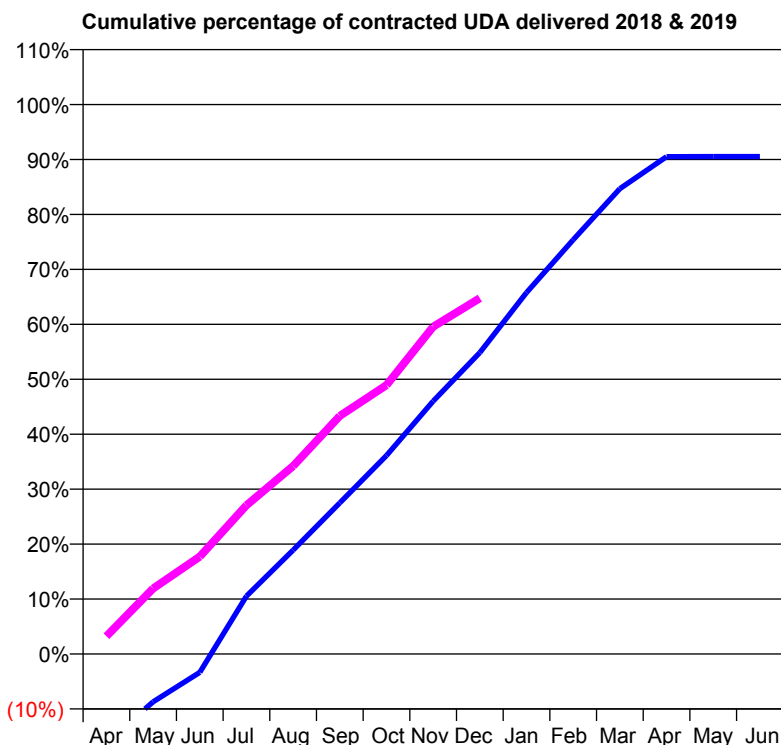
18/19 Contracted general activity (UDA)	13,950
Carry forward general activity (UDA)	167
18/19 Contracted orthodontic activity (UOA)	0
Carry forward orthodontic activity (UOA)	0
Baseline contract value	£433,933.07

ACCESS*

Patients seen in 24 months	Total	Change since previous quarter
Quarter ending December 2017	4,423	
Quarter ending March 2018	4,423	→
Quarter ending June 2018	4,439	→
Quarter ending September 2018	4,396	→
Quarter ending December 2018	4,391	→
Variance since December 2017	(0.7%)	→



ACTIVITY



Month	Adjusted Scheduled Activity (UDA)	
	2018	2019
April	-2,248	450
May	-1,215	1,664
June	-468	2,473
July	1,471	3,777
August	2,640	4,770
September	3,838	6,046
October	5,039	6,827
November	6,422	8,309
December	7,653	9,034
January	9,175	
February	10,516	
March	11,813	
April	12,625	
May	12,629	
June	12,629	

QUALITY

	Quantity	Base Number	Contract	AT	Region	England
% of FP17s for the same patient ID Re-attending within 3 months - Children	75	936	8.0%	12.2%	12.3%	11.8%
% of FP17s for the same patient ID Re-attending within 3 months - Adults	698	3,739	18.7%	16.0%	15.8%	15.6%
% of FP17s for the same patient ID Re-attending between 3 & 9 months - Children	540	936	57.7%	58.0%	60.1%	58.8%
% of FP17s for the same patient ID Re-attending between 3 & 9 months - Adults	1,945	3,739	52.0%	51.3%	53.3%	51.0%
% of FP17s for Band 1 Urgent Courses	547	4,359	12.5%	10.1%	9.0%	9.0%
% of FP17s Relating to Free Repair or Replacements	92	4,359	2.1%	0.8%	1.0%	0.8%
% of FP17s Relating to Continuations	70	4,359	1.6%	0.9%	1.0%	0.9%
% of Patients satisfied with the dentistry they have received	0	0	N/A	95.3%	93.8%	93.2%
% of Patients satisfied with the time they had to wait for an appointment	0	0	N/A	89.3%	89.4%	88.3%

* This is based on patients treated on this contract for their most recent course of treatment. Figures in italics indicate the base number of FP17s or Patient Questionnaire responses are less than 100. N/A is shown where the base number of responses is less than 10 during the period. % is calculated as Quantity/Base number*100

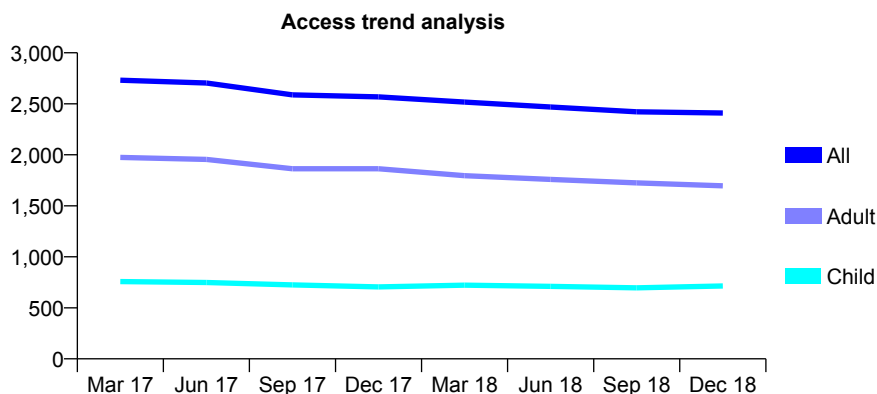
Q46 - Vital Signs At a Glance Contract Report for 178489/0001 - December 2018

Name or company name	Synergy Dental Clinic Swan Lane Ltd
Contract type name	GDS Contract
Purpose of contract	General
Contract start date	01/02/2015
Contract end date	

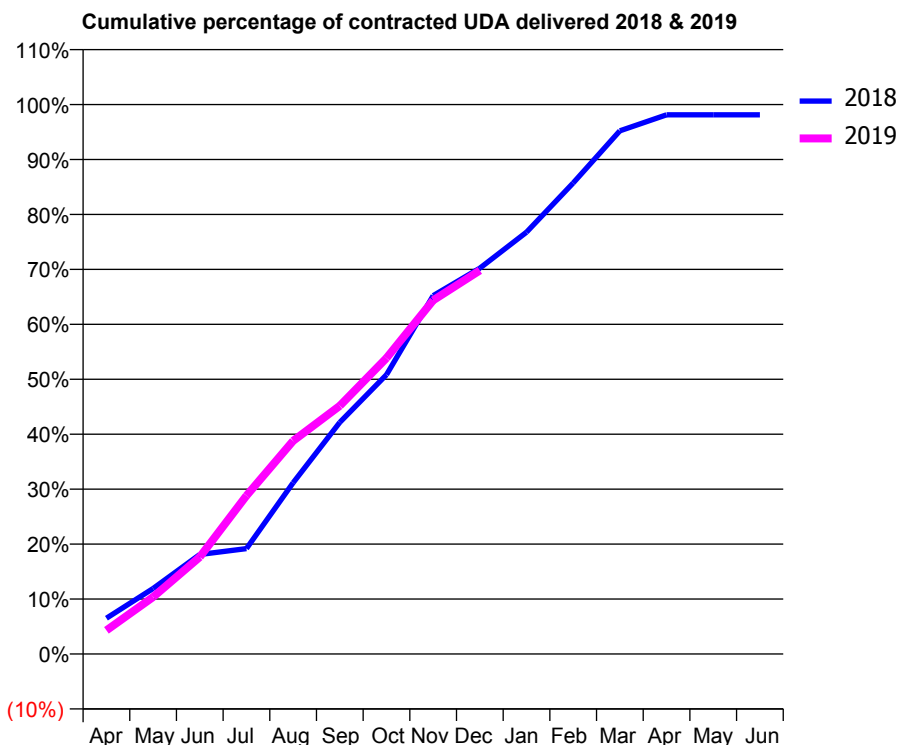
18/19 Contracted general activity (UDA)	6,940
Carry forward general activity (UDA)	-65
18/19 Contracted orthodontic activity (UOA)	0
Carry forward orthodontic activity (UOA)	0
Baseline contract value	£191,255.67

ACCESS*

Patients seen in 24 months	Total	Change since previous quarter
Quarter ending December 2017	2,568	
Quarter ending March 2018	2,517	↓
Quarter ending June 2018	2,469	↓
Quarter ending September 2018	2,421	↓
Quarter ending December 2018	2,410	→
Variance since December 2017	(6.2%)	↓



ACTIVITY



Month	Adjusted Scheduled Activity (UDA)	
	2018	2019
April	453	299
May	827	719
June	1,257	1,225
July	1,332	2,000
August	2,164	2,692
September	2,926	3,135
October	3,527	3,737
November	4,526	4,467
December	4,873	4,844
January	5,328	
February	5,949	
March	6,608	
April	6,810	
May	6,810	
June	6,810	

QUALITY

	Quantity	Base Number	Contract	AT	Region	England
% of FP17s for the same patient ID Re-attending within 3 months - Children	43	780	5.5%	12.2%	12.3%	11.8%
% of FP17s for the same patient ID Re-attending within 3 months - Adults	165	1,727	9.6%	16.0%	15.8%	15.6%
% of FP17s for the same patient ID Re-attending between 3 & 9 months - Children	474	780	60.8%	58.0%	60.1%	58.8%
% of FP17s for the same patient ID Re-attending between 3 & 9 months - Adults	1,048	1,727	60.7%	51.3%	53.3%	51.0%
% of FP17s for Band 1 Urgent Courses	148	2,411	6.1%	10.1%	9.0%	9.0%
% of FP17s Relating to Free Repair or Replacements	15	2,411	0.6%	0.8%	1.0%	0.8%
% of FP17s Relating to Continuations	0	2,411	0.0%	0.9%	1.0%	0.9%
% of Patients satisfied with the dentistry they have received	0	0	N/A	95.3%	93.8%	93.2%
% of Patients satisfied with the time they had to wait for an appointment	0	0	N/A	89.3%	89.4%	88.3%

* This is based on patients treated on this contract for their most recent course of treatment. Figures in italics indicate the base number of FP17s or Patient Questionnaire responses are less than 100. N/A is shown where the base number of responses is less than 10 during the period. % is calculated as Quantity/Base number*100

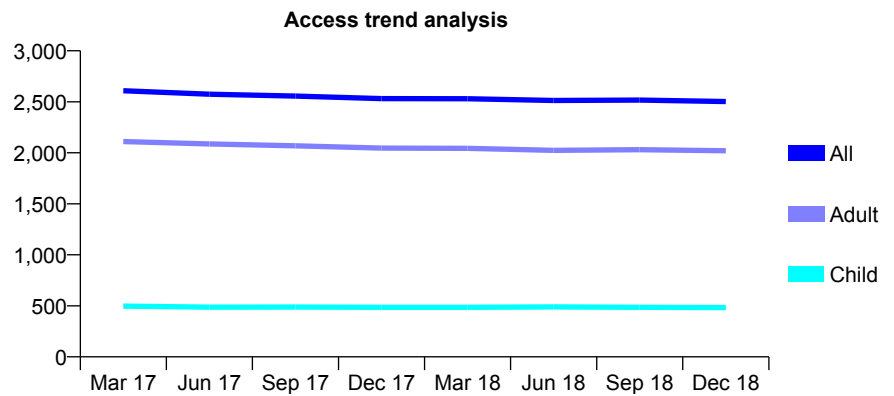
Q46 - Vital Signs At a Glance Contract Report for 179663/0001 - December 2018

Name or company name	757 Blackburn Road Dental Practice
Contract type name	GDS Contract
Purpose of contract	General
Contract start date	01/04/2012
Contract end date	

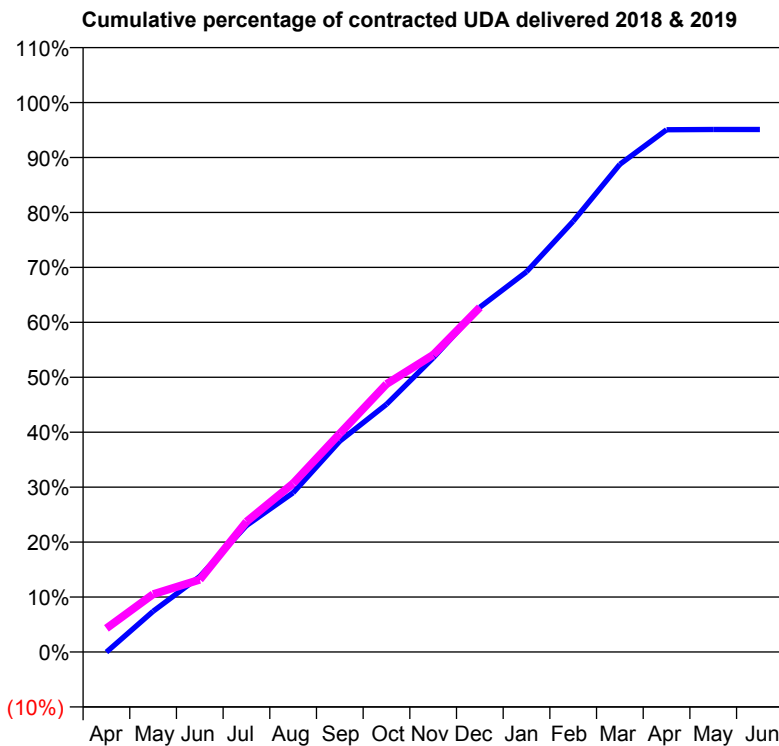
18/19 Contracted general activity (UDA)	8,505
Carry forward general activity (UDA)	0
18/19 Contracted orthodontic activity (UOA)	0
Carry forward orthodontic activity (UOA)	0
Baseline contract value	£218,679.82

ACCESS*

Patients seen in 24 months	Total	Change since previous quarter
Quarter ending December 2017	2,532	
Quarter ending March 2018	2,530	→
Quarter ending June 2018	2,513	→
Quarter ending September 2018	2,517	→
Quarter ending December 2018	2,503	→
Variance since December 2017	(1.1%)	↓



ACTIVITY



Month	Adjusted Scheduled Activity (UDA)	
	2018	2019
April	-3	367
May	631	895
June	1,168	1,119
July	1,958	2,018
August	2,465	2,609
September	3,265	3,383
October	3,834	4,147
November	4,553	4,598
December	5,337	5,334
January	5,885	
February	6,668	
March	7,548	
April	8,083	
May	8,086	
June	8,086	

QUALITY

	Quantity	Base Number	Contract	AT	Region	England
% of FP17s for the same patient ID Re-attending within 3 months - Children	51	585	8.7%	12.2%	12.3%	11.8%
% of FP17s for the same patient ID Re-attending within 3 months - Adults	308	2,281	13.5%	16.0%	15.8%	15.6%
% of FP17s for the same patient ID Re-attending between 3 & 9 months - Children	402	585	68.7%	58.0%	60.1%	58.8%
% of FP17s for the same patient ID Re-attending between 3 & 9 months - Adults	1,431	2,281	62.7%	51.3%	53.3%	51.0%
% of FP17s for Band 1 Urgent Courses	182	2,694	6.8%	10.1%	9.0%	9.0%
% of FP17s Relating to Free Repair or Replacements	42	2,694	1.6%	0.8%	1.0%	0.8%
% of FP17s Relating to Continuations	20	2,694	0.7%	0.9%	1.0%	0.9%
% of Patients satisfied with the dentistry they have received	0	0	N/A	95.3%	93.8%	93.2%
% of Patients satisfied with the time they had to wait for an appointment	0	0	N/A	89.3%	89.4%	88.3%

* This is based on patients treated on this contract for their most recent course of treatment. Figures in italics indicate the base number of FP17s or Patient Questionnaire responses are less than 100. N/A is shown where the base number of responses is less than 10 during the period. % is calculated as Quantity/Base number*100

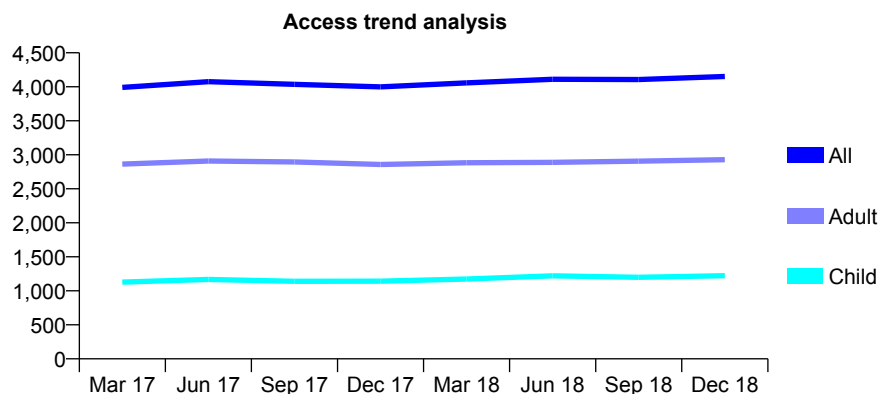
Q46 - Vital Signs At a Glance Contract Report for 179701/0001 - December 2018

Name or company name	Pearldent Dental Practice
Contract type name	GDS Contract
Purpose of contract	General
Contract start date	01/10/2009
Contract end date	

18/19 Contracted general activity (UDA)	9,900
Carry forward general activity (UDA)	-170
18/19 Contracted orthodontic activity (UOA)	0
Carry forward orthodontic activity (UOA)	0
Baseline contract value	£357,217.94

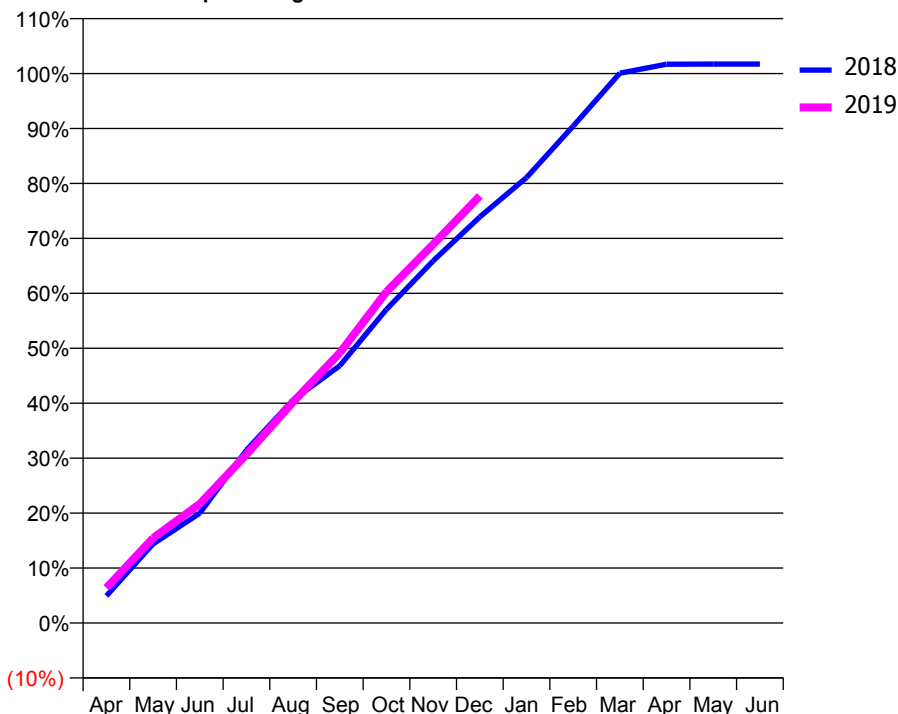
ACCESS*

Patients seen in 24 months	Total	Change since previous quarter
Quarter ending December 2017	3,999	
Quarter ending March 2018	4,057	→
Quarter ending June 2018	4,110	→
Quarter ending September 2018	4,106	→
Quarter ending December 2018	4,151	→
Variance since December 2017	3.8%	↑



ACTIVITY

Cumulative percentage of contracted UDA delivered 2018 & 2019



Month	Adjusted Scheduled Activity (UDA)	
	2018	2019
April	488	632
May	1,426	1,531
June	1,977	2,147
July	3,115	3,037
August	4,021	3,982
September	4,636	4,869
October	5,652	5,970
November	6,523	6,821
December	7,317	7,693
January	8,026	
February	8,953	
March	9,905	
April	10,068	
May	10,070	
June	10,070	

QUALITY

	Quantity	Base Number	Contract	AT	Region	England
% of FP17s for the same patient ID Re-attending within 3 months - Children	79	1,675	4.7%	12.2%	12.3%	11.8%
% of FP17s for the same patient ID Re-attending within 3 months - Adults	426	3,753	11.4%	16.0%	15.8%	15.6%
% of FP17s for the same patient ID Re-attending between 3 & 9 months - Children	1,239	1,675	74.0%	58.0%	60.1%	58.8%
% of FP17s for the same patient ID Re-attending between 3 & 9 months - Adults	2,440	3,753	65.0%	51.3%	53.3%	51.0%
% of FP17s for Band 1 Urgent Courses	236	4,612	5.1%	10.1%	9.0%	9.0%
% of FP17s Relating to Free Repair or Replacements	32	4,612	0.7%	0.8%	1.0%	0.8%
% of FP17s Relating to Continuations	17	4,612	0.4%	0.9%	1.0%	0.9%
% of Patients satisfied with the dentistry they have received	0	0	N/A	95.3%	93.8%	93.2%
% of Patients satisfied with the time they had to wait for an appointment	0	0	N/A	89.3%	89.4%	88.3%

* This is based on patients treated on this contract for their most recent course of treatment. Figures in italics indicate the base number of FP17s or Patient Questionnaire responses are less than 100. N/A is shown where the base number of responses is less than 10 during the period. % is calculated as Quantity/Base number*100

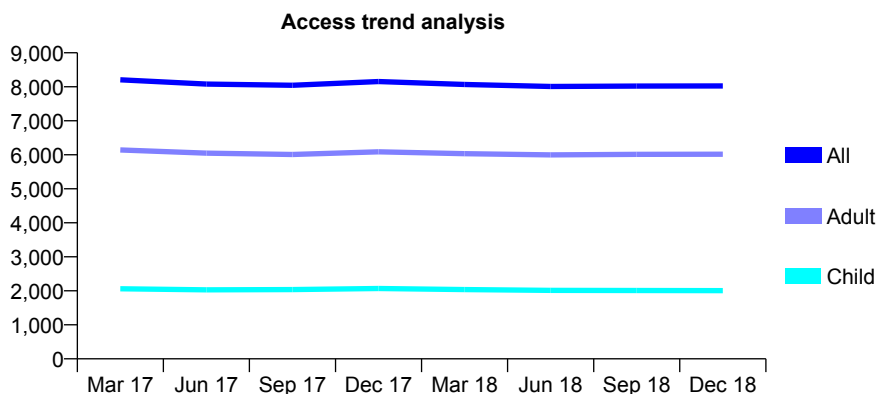
Q46 - Vital Signs At a Glance Contract Report for 179728/0001 - December 2018

Name or company name	Hadfield Dental Care Ltd
Contract type name	GDS Contract
Purpose of contract	General
Contract start date	01/12/2007
Contract end date	

18/19 Contracted general activity (UDA)	24,325
Carry forward general activity (UDA)	288
18/19 Contracted orthodontic activity (UOA)	0
Carry forward orthodontic activity (UOA)	0
Baseline contract value	£824,643.88

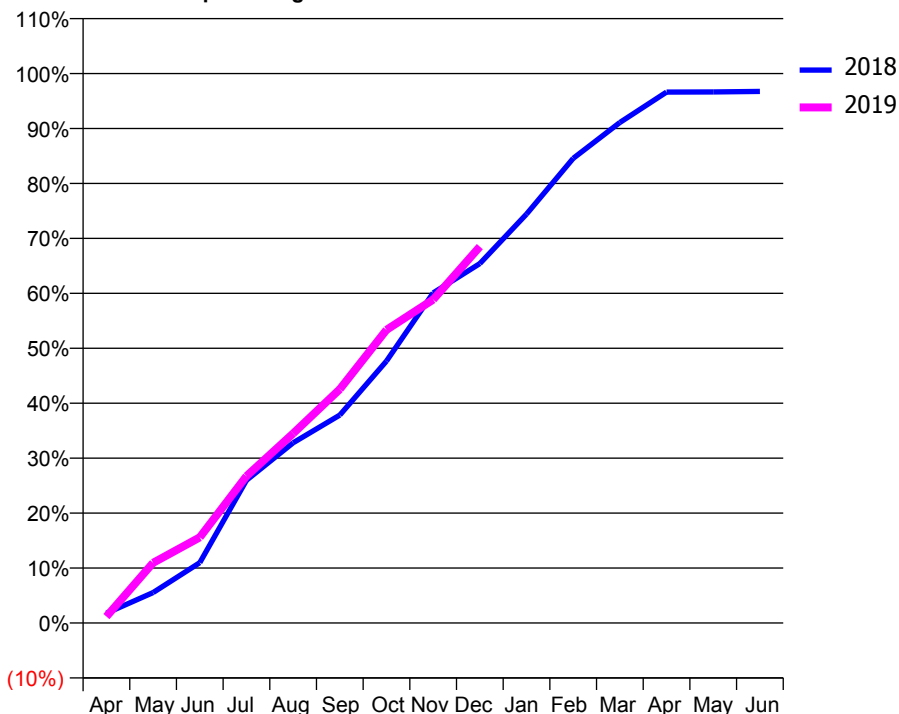
ACCESS*

Patients seen in 24 months	Total	Change since previous quarter
Quarter ending December 2017	8,155	
Quarter ending March 2018	8,069	↓
Quarter ending June 2018	8,010	→
Quarter ending September 2018	8,023	→
Quarter ending December 2018	8,026	→
Variance since December 2017	(1.6%)	↓



ACTIVITY

Cumulative percentage of contracted UDA delivered 2018 & 2019



Month	Adjusted Scheduled Activity (UDA)	
	2018	2019
April	436	288
May	1,347	2,664
June	2,670	3,792
July	6,316	6,500
August	7,980	8,389
September	9,203	10,350
October	11,596	12,980
November	14,610	14,319
December	15,912	16,664
January	18,100	
February	20,567	
March	22,156	
April	23,501	
May	23,510	
June	23,529	

QUALITY

	Quantity	Base Number	Contract	AT	Region	England
% of FP17s for the same patient ID Re-attending within 3 months - Children	344	2,762	12.5%	12.2%	12.3%	11.8%
% of FP17s for the same patient ID Re-attending within 3 months - Adults	1,261	7,793	16.2%	16.0%	15.8%	15.6%
% of FP17s for the same patient ID Re-attending between 3 & 9 months - Children	1,870	2,762	67.7%	58.0%	60.1%	58.8%
% of FP17s for the same patient ID Re-attending between 3 & 9 months - Adults	5,072	7,793	65.1%	51.3%	53.3%	51.0%
% of FP17s for Band 1 Urgent Courses	1,024	9,882	10.4%	10.1%	9.0%	9.0%
% of FP17s Relating to Free Repair or Replacements	82	9,882	0.8%	0.8%	1.0%	0.8%
% of FP17s Relating to Continuations	26	9,882	0.3%	0.9%	1.0%	0.9%
% of Patients satisfied with the dentistry they have received	2	2	N/A	95.3%	93.8%	93.2%
% of Patients satisfied with the time they had to wait for an appointment	2	2	N/A	89.3%	89.4%	88.3%

* This is based on patients treated on this contract for their most recent course of treatment. Figures in italics indicate the base number of FP17s or Patient Questionnaire responses are less than 100. N/A is shown where the base number of responses is less than 10 during the period. % is calculated as Quantity/Base number*100

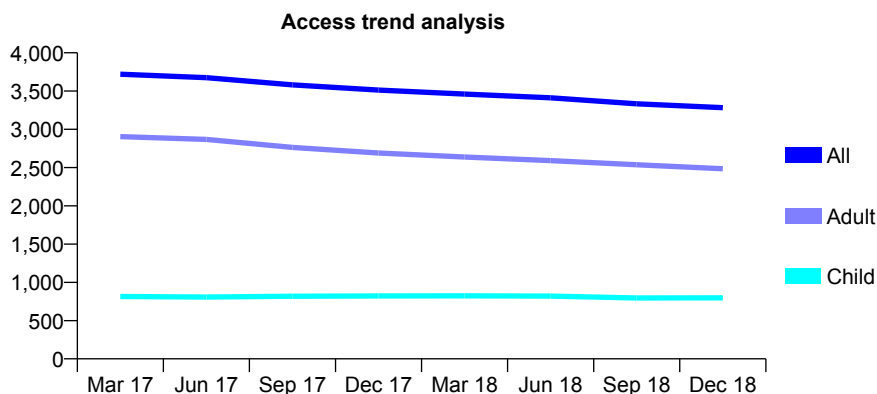
Q46 - Vital Signs At a Glance Contract Report for 180181/0001 - December 2018

Name or company name	New Cross Dental Care
Contract type name	GDS Contract
Purpose of contract	General
Contract start date	01/04/2010
Contract end date	

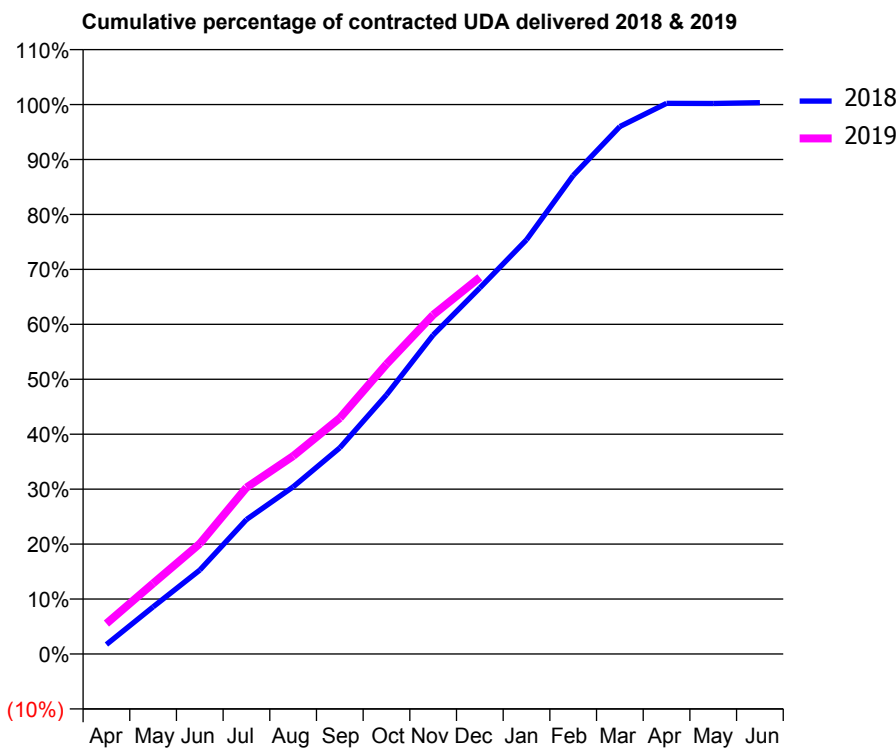
18/19 Contracted general activity (UDA)	10,669
Carry forward general activity (UDA)	-35
18/19 Contracted orthodontic activity (UOA)	0
Carry forward orthodontic activity (UOA)	0
Baseline contract value	£308,305.20

ACCESS*

Patients seen in 24 months	Total	Change since previous quarter
Quarter ending December 2017	3,512	
Quarter ending March 2018	3,461	↓
Quarter ending June 2018	3,411	↓
Quarter ending September 2018	3,333	↓
Quarter ending December 2018	3,283	↓
Variance since December 2017	(6.5%)	↓



ACTIVITY



Month	Adjusted Scheduled Activity (UDA)	
	2018	2019
April	186	591
May	915	1,372
June	1,629	2,143
July	2,611	3,232
August	3,246	3,845
September	4,003	4,582
October	5,031	5,626
November	6,195	6,584
December	7,108	7,313
January	8,042	
February	9,290	
March	10,242	
April	10,692	
May	10,689	
June	10,704	

QUALITY

	Quantity	Base Number	Contract	AT	Region	England
% of FP17s for the same patient ID Re-attending within 3 months - Children	50	850	5.9%	12.2%	12.3%	11.8%
% of FP17s for the same patient ID Re-attending within 3 months - Adults	206	2,251	9.2%	16.0%	15.8%	15.6%
% of FP17s for the same patient ID Re-attending between 3 & 9 months - Children	515	850	60.6%	58.0%	60.1%	58.8%
% of FP17s for the same patient ID Re-attending between 3 & 9 months - Adults	1,179	2,251	52.4%	51.3%	53.3%	51.0%
% of FP17s for Band 1 Urgent Courses	86	2,943	2.9%	10.1%	9.0%	9.0%
% of FP17s Relating to Free Repair or Replacements	40	2,943	1.4%	0.8%	1.0%	0.8%
% of FP17s Relating to Continuations	2	2,943	0.1%	0.9%	1.0%	0.9%
% of Patients satisfied with the dentistry they have received	6	6	N/A	95.3%	93.8%	93.2%
% of Patients satisfied with the time they had to wait for an appointment	6	6	N/A	89.3%	89.4%	88.3%

* This is based on patients treated on this contract for their most recent course of treatment. Figures in italics indicate the base number of FP17s or Patient Questionnaire responses are less than 100. N/A is shown where the base number of responses is less than 10 during the period. % is calculated as Quantity/Base number*100

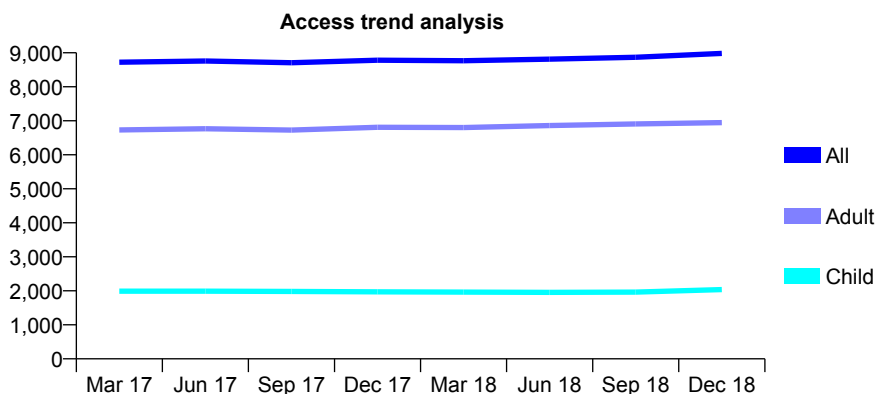
Q46 - Vital Signs At a Glance Contract Report for 180696/0001 - December 2018

Name or company name	Hyde Dental Practice
Contract type name	GDS Contract
Purpose of contract	General
Contract start date	01/04/2008
Contract end date	

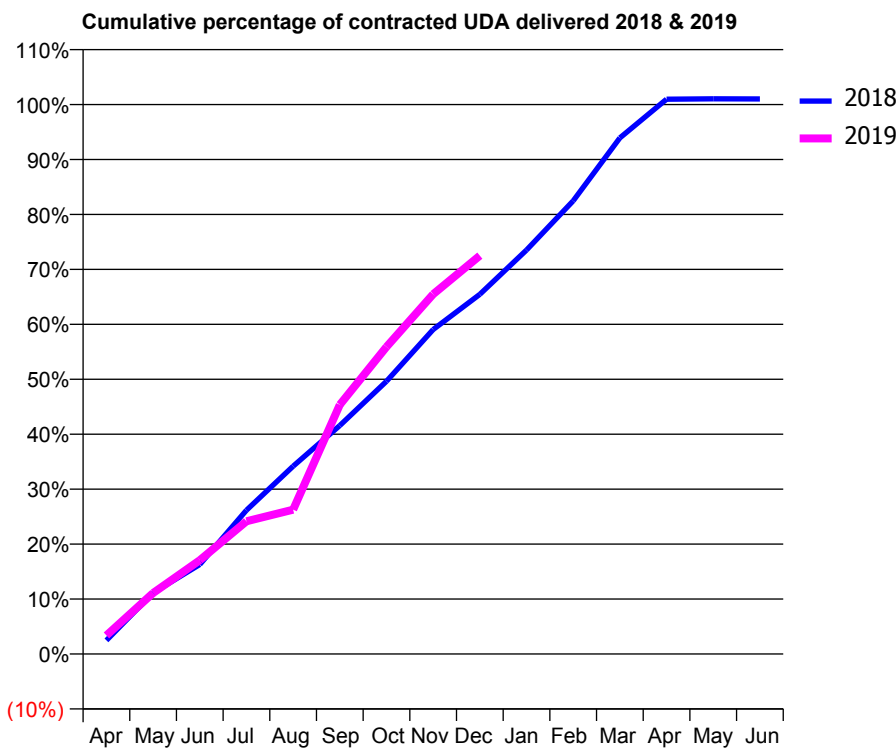
18/19 Contracted general activity (UDA)	26,045
Carry forward general activity (UDA)	-413
18/19 Contracted orthodontic activity (UOA)	0
Carry forward orthodontic activity (UOA)	0
Baseline contract value	£875,750.75

ACCESS*

Patients seen in 24 months	Total	Change since previous quarter
Quarter ending December 2017	8,782	
Quarter ending March 2018	8,765	→
Quarter ending June 2018	8,815	→
Quarter ending September 2018	8,868	→
Quarter ending December 2018	8,983	→
Variance since December 2017	2.3%	↑



ACTIVITY



Month	Adjusted Scheduled Activity (UDA)	
	2018	2019
April	653	884
May	2,914	2,892
June	4,271	4,449
July	6,857	6,295
August	8,952	6,842
September	10,891	11,817
October	13,003	14,561
November	15,468	17,055
December	17,148	18,882
January	19,258	
February	21,603	
March	24,605	
April	26,447	
May	26,464	
June	26,463	

QUALITY

	Quantity	Base Number	Contract	AT	Region	England
% of FP17s for the same patient ID Re-attending within 3 months - Children	167	2,332	7.2%	12.2%	12.3%	11.8%
% of FP17s for the same patient ID Re-attending within 3 months - Adults	1,534	8,924	17.2%	16.0%	15.8%	15.6%
% of FP17s for the same patient ID Re-attending between 3 & 9 months - Children	1,329	2,332	57.0%	58.0%	60.1%	58.8%
% of FP17s for the same patient ID Re-attending between 3 & 9 months - Adults	5,101	8,924	57.2%	51.3%	53.3%	51.0%
% of FP17s for Band 1 Urgent Courses	1,348	10,424	12.9%	10.1%	9.0%	9.0%
% of FP17s Relating to Free Repair or Replacements	83	10,424	0.8%	0.8%	1.0%	0.8%
% of FP17s Relating to Continuations	70	10,424	0.7%	0.9%	1.0%	0.9%
% of Patients satisfied with the dentistry they have received	7	7	N/A	95.3%	93.8%	93.2%
% of Patients satisfied with the time they had to wait for an appointment	7	7	N/A	89.3%	89.4%	88.3%

* This is based on patients treated on this contract for their most recent course of treatment. Figures in italics indicate the base number of FP17s or Patient Questionnaire responses are less than 100. N/A is shown where the base number of responses is less than 10 during the period. % is calculated as Quantity/Base number*100

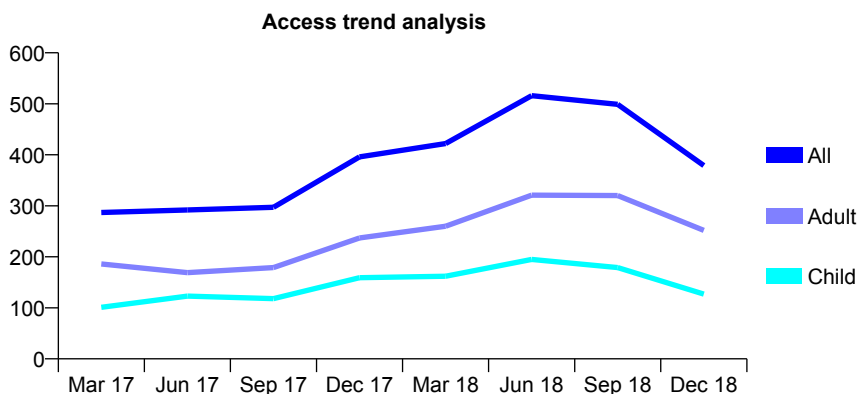
Q46 - Vital Signs At a Glance Contract Report for 180696/0002 - December 2018

Name or company name	Hyde Dental Practice
Contract type name	GDS Contract
Purpose of contract	General
Contract start date	01/10/2008
Contract end date	30/09/2018

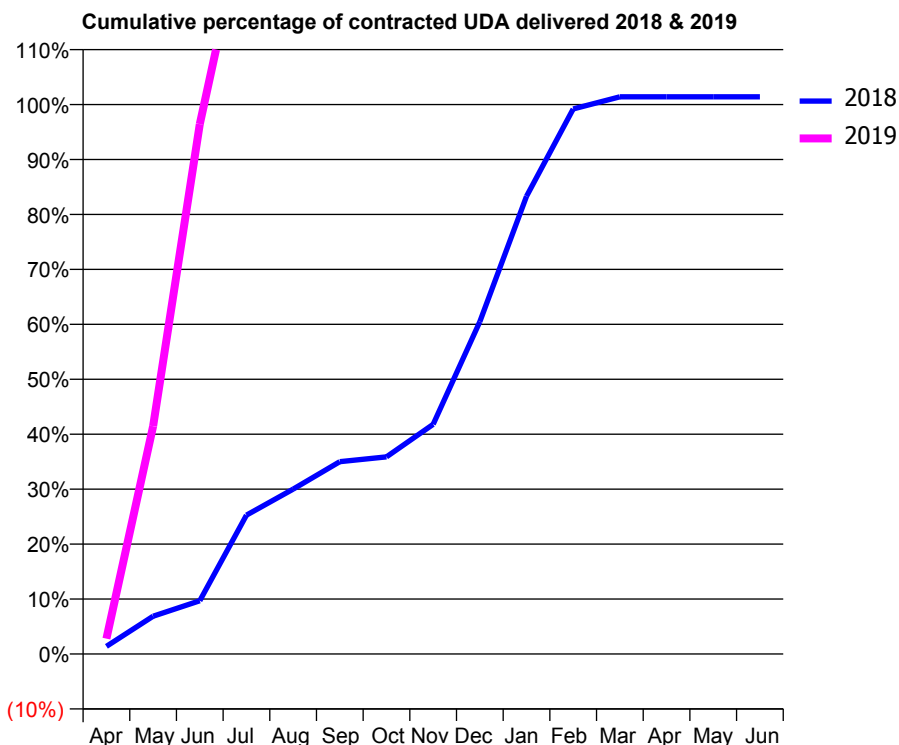
18/19 Contracted general activity (UDA)	750
Carry forward general activity (UDA)	-21
18/19 Contracted orthodontic activity (UOA)	0
Carry forward orthodontic activity (UOA)	0
Baseline contract value	£25,465.11

ACCESS*

Patients seen in 24 months	Total	Change since previous quarter
Quarter ending December 2017	396	
Quarter ending March 2018	422	↑
Quarter ending June 2018	516	↑
Quarter ending September 2018	499	↓
Quarter ending December 2018	379	↓
Variance since December 2017	(4.3%)	↓



ACTIVITY



Month	Adjusted Scheduled Activity (UDA)	
	2018	2019
April	21	21
May	103	311
June	145	723
July	379	1,015
August	450	1,084
September	525	1,289
October	538	1,350
November	627	1,350
December	907	1,350
January	1,250	
February	1,488	
March	1,521	
April	1,521	
May	1,521	
June	1,521	

QUALITY

	Quantity	Base Number	Contract	AT	Region	England
% of FP17s for the same patient ID Re-attending within 3 months - Children	0	119	0.0%	12.2%	12.3%	11.8%
% of FP17s for the same patient ID Re-attending within 3 months - Adults	22	262	8.4%	16.0%	15.8%	15.6%
% of FP17s for the same patient ID Re-attending between 3 & 9 months - Children	2	119	1.7%	58.0%	60.1%	58.8%
% of FP17s for the same patient ID Re-attending between 3 & 9 months - Adults	1	262	0.4%	51.3%	53.3%	51.0%
% of FP17s for Band 1 Urgent Courses	43	381	11.3%	10.1%	9.0%	9.0%
% of FP17s Relating to Free Repair or Replacements	5	381	1.3%	0.8%	1.0%	0.8%
% of FP17s Relating to Continuations	4	381	1.0%	0.9%	1.0%	0.9%
% of Patients satisfied with the dentistry they have received	1	1	N/A	95.3%	93.8%	93.2%
% of Patients satisfied with the time they had to wait for an appointment	1	1	N/A	89.3%	89.4%	88.3%

* This is based on patients treated on this contract for their most recent course of treatment. Figures in italics indicate the base number of FP17s or Patient Questionnaire responses are less than 100. N/A is shown where the base number of responses is less than 10 during the period. % is calculated as Quantity/Base number*100

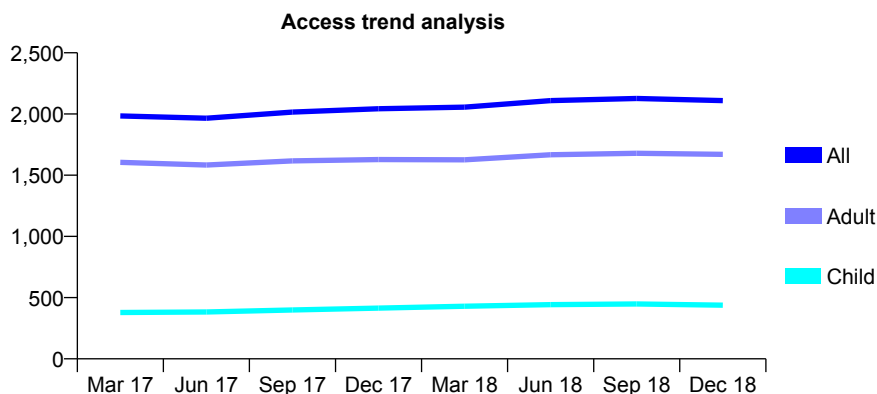
Q46 - Vital Signs At a Glance Contract Report for 181560/0001 - December 2018

Name or company name	Mr N Patel
Contract type name	GDS Contract
Purpose of contract	General
Contract start date	01/04/2012
Contract end date	

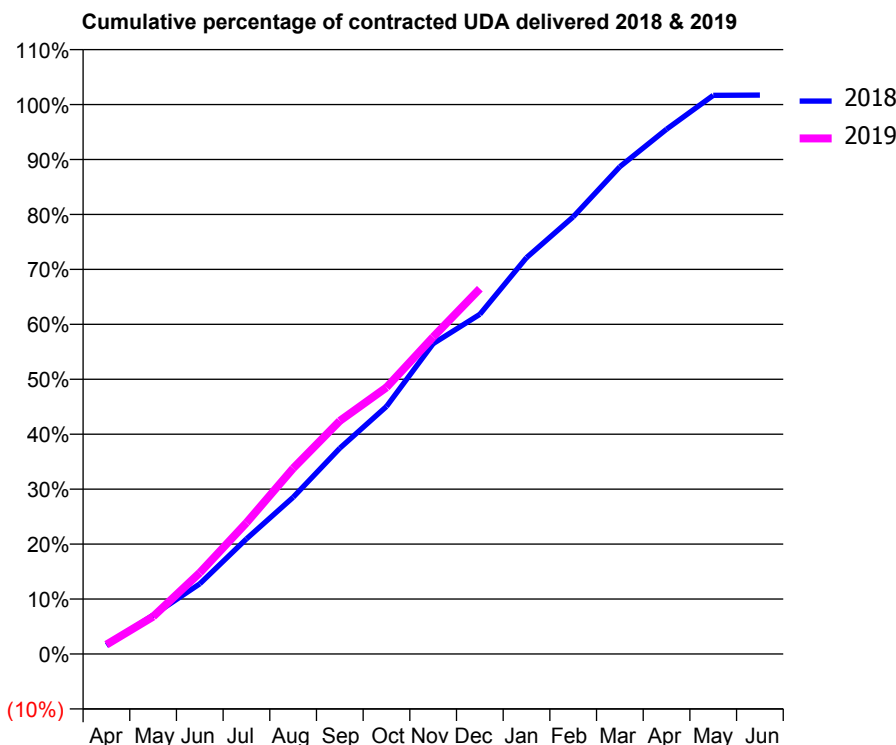
18/19 Contracted general activity (UDA)	7,129
Carry forward general activity (UDA)	-122
18/19 Contracted orthodontic activity (UOA)	0
Carry forward orthodontic activity (UOA)	0
Baseline contract value	£233,383.30

ACCESS*

Patients seen in 24 months	Total	Change since previous quarter
Quarter ending December 2017	2,043	
Quarter ending March 2018	2,056	→
Quarter ending June 2018	2,110	↑
Quarter ending September 2018	2,127	→
Quarter ending December 2018	2,109	→
Variance since December 2017	3.2%	↑



ACTIVITY



Month	Adjusted Scheduled Activity (UDA)	
	2018	2019
April	111	122
May	505	484
June	910	1,055
July	1,495	1,703
August	2,033	2,408
September	2,671	3,025
October	3,212	3,459
November	4,026	4,114
December	4,407	4,739
January	5,143	
February	5,671	
March	6,321	
April	6,808	
May	7,248	
June	7,251	

QUALITY

	Quantity	Base Number	Contract	AT	Region	England
% of FP17s for the same patient ID Re-attending within 3 months - Children	27	502	5.4%	12.2%	12.3%	11.8%
% of FP17s for the same patient ID Re-attending within 3 months - Adults	216	1,870	11.6%	16.0%	15.8%	15.6%
% of FP17s for the same patient ID Re-attending between 3 & 9 months - Children	291	502	58.0%	58.0%	60.1%	58.8%
% of FP17s for the same patient ID Re-attending between 3 & 9 months - Adults	1,063	1,870	56.8%	51.3%	53.3%	51.0%
% of FP17s for Band 1 Urgent Courses	80	1,984	4.0%	10.1%	9.0%	9.0%
% of FP17s Relating to Free Repair or Replacements	17	1,984	0.9%	0.8%	1.0%	0.8%
% of FP17s Relating to Continuations	8	1,984	0.4%	0.9%	1.0%	0.9%
% of Patients satisfied with the dentistry they have received	3	3	N/A	95.3%	93.8%	93.2%
% of Patients satisfied with the time they had to wait for an appointment	3	3	N/A	89.3%	89.4%	88.3%

* This is based on patients treated on this contract for their most recent course of treatment. Figures in italics indicate the base number of FP17s or Patient Questionnaire responses are less than 100. N/A is shown where the base number of responses is less than 10 during the period. % is calculated as Quantity/Base number*100

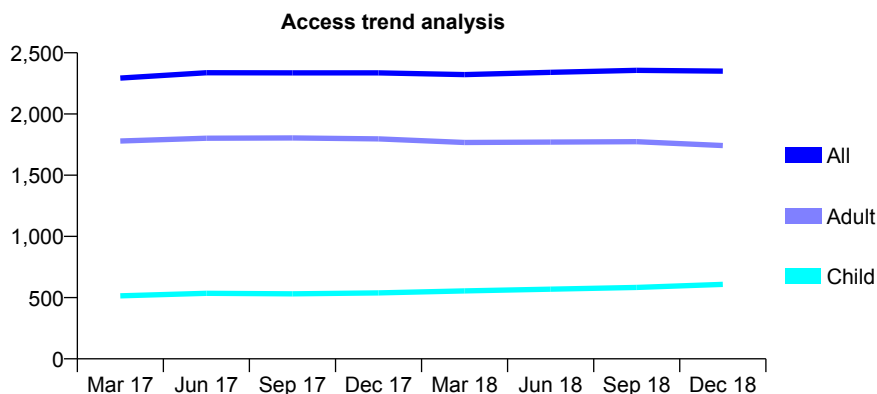
Q46 - Vital Signs At a Glance Contract Report for 182737/0001 - December 2018

Name or company name	Mrs JL Lapidus
Contract type name	GDS Contract
Purpose of contract	General
Contract start date	22/08/2013
Contract end date	

18/19 Contracted general activity (UDA)	5,564
Carry forward general activity (UDA)	-100
18/19 Contracted orthodontic activity (UOA)	0
Carry forward orthodontic activity (UOA)	0
Baseline contract value	£153,408.49

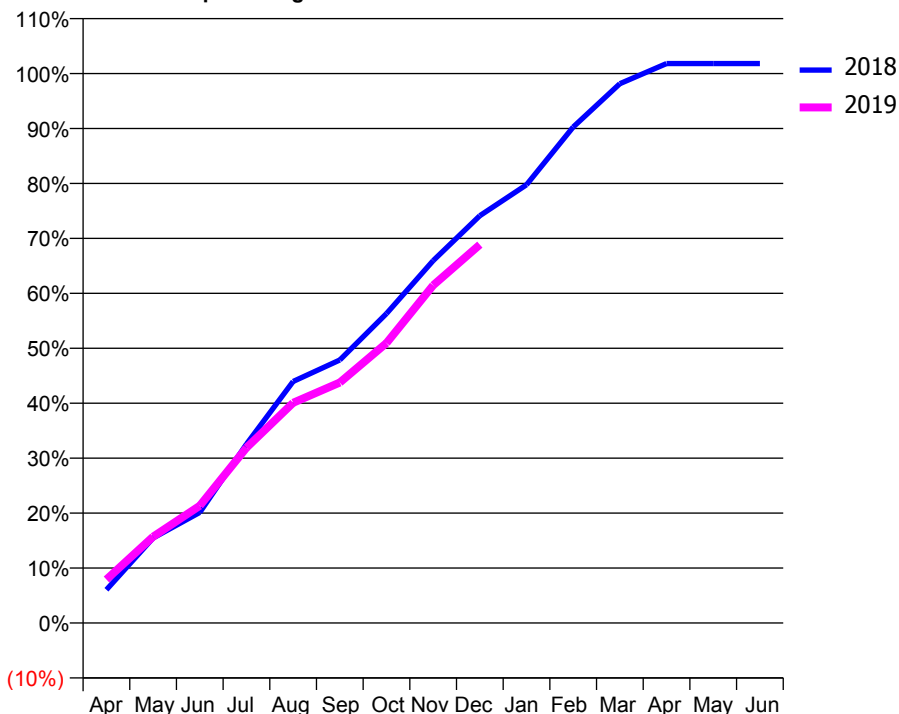
ACCESS*

Patients seen in 24 months	Total	Change since previous quarter
Quarter ending December 2017	2,336	
Quarter ending March 2018	2,322	→
Quarter ending June 2018	2,340	→
Quarter ending September 2018	2,357	→
Quarter ending December 2018	2,350	→
Variance since December 2017	0.6%	→



ACTIVITY

Cumulative percentage of contracted UDA delivered 2018 & 2019



Month	Adjusted Scheduled Activity (UDA)	
	2018	2019
April	337	440
May	861	874
June	1,120	1,188
July	1,812	1,775
August	2,446	2,230
September	2,664	2,435
October	3,133	2,835
November	3,669	3,420
December	4,124	3,832
January	4,437	
February	5,022	
March	5,462	
April	5,664	
May	5,664	
June	5,664	

QUALITY

	Quantity	Base Number	Contract	AT	Region	England
% of FP17s for the same patient ID Re-attending within 3 months - Children	36	580	6.2%	12.2%	12.3%	11.8%
% of FP17s for the same patient ID Re-attending within 3 months - Adults	112	1,621	6.9%	16.0%	15.8%	15.6%
% of FP17s for the same patient ID Re-attending between 3 & 9 months - Children	261	580	45.0%	58.0%	60.1%	58.8%
% of FP17s for the same patient ID Re-attending between 3 & 9 months - Adults	946	1,621	58.4%	51.3%	53.3%	51.0%
% of FP17s for Band 1 Urgent Courses	49	2,090	2.3%	10.1%	9.0%	9.0%
% of FP17s Relating to Free Repair or Replacements	12	2,090	0.6%	0.8%	1.0%	0.8%
% of FP17s Relating to Continuations	17	2,090	0.8%	0.9%	1.0%	0.9%
% of Patients satisfied with the dentistry they have received	0	0	N/A	95.3%	93.8%	93.2%
% of Patients satisfied with the time they had to wait for an appointment	0	0	N/A	89.3%	89.4%	88.3%

* This is based on patients treated on this contract for their most recent course of treatment. Figures in italics indicate the base number of FP17s or Patient Questionnaire responses are less than 100. N/A is shown where the base number of responses is less than 10 during the period. % is calculated as Quantity/Base number*100

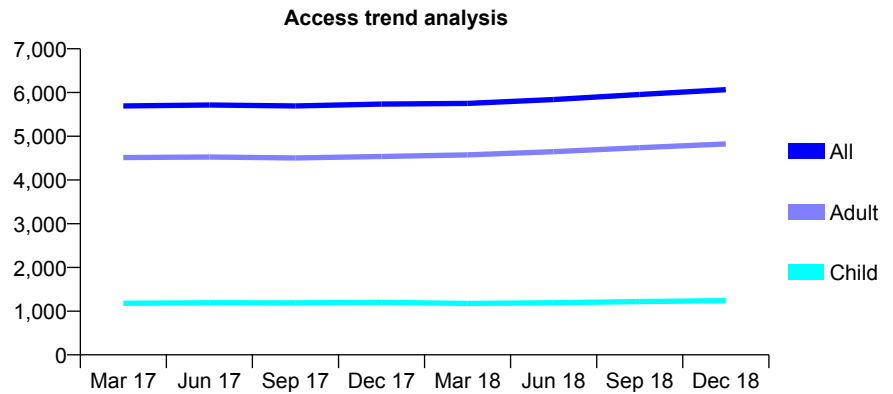
Q46 - Vital Signs At a Glance Contract Report for 183148/0001 - December 2018

Name or company name	Wood and Associate Dental Care LTD
Contract type name	GDS Contract
Purpose of contract	General
Contract start date	01/08/2007
Contract end date	

18/19 Contracted general activity (UDA)	15,240
Carry forward general activity (UDA)	77
18/19 Contracted orthodontic activity (UOA)	0
Carry forward orthodontic activity (UOA)	0
Baseline contract value	£517,452.54

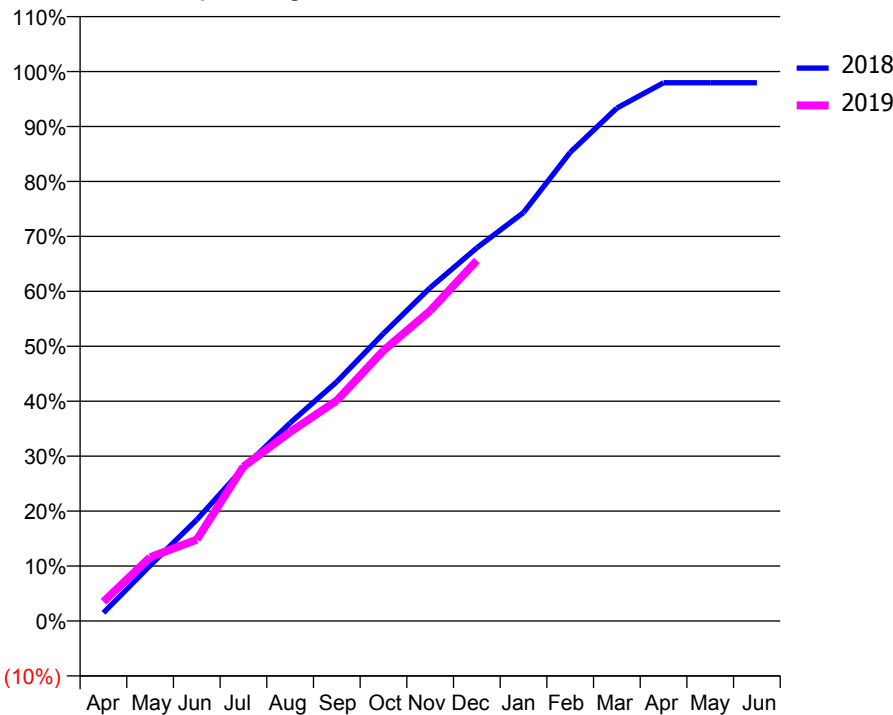
ACCESS*

Patients seen in 24 months	Total	Change since previous quarter
Quarter ending December 2017	5,735	
Quarter ending March 2018	5,750	→
Quarter ending June 2018	5,840	→
Quarter ending September 2018	5,956	→
Quarter ending December 2018	6,064	→
Variance since December 2017	5.7%	↑



ACTIVITY

Cumulative percentage of contracted UDA delivered 2018 & 2019



Month	Adjusted Scheduled Activity (UDA)	
	2018	2019
April	227	536
May	1,540	1,768
June	2,811	2,259
July	4,247	4,286
August	5,495	5,242
September	6,637	6,115
October	7,975	7,503
November	9,244	8,603
December	10,350	9,998
January	11,331	
February	12,997	
March	14,226	
April	14,929	
May	14,929	
June	14,929	

QUALITY

	Quantity	Base Number	Contract	AT	Region	England
% of FP17s for the same patient ID Re-attending within 3 months - Children	96	1,352	7.1%	12.2%	12.3%	11.8%
% of FP17s for the same patient ID Re-attending within 3 months - Adults	527	4,830	10.9%	16.0%	15.8%	15.6%
% of FP17s for the same patient ID Re-attending between 3 & 9 months - Children	798	1,352	59.0%	58.0%	60.1%	58.8%
% of FP17s for the same patient ID Re-attending between 3 & 9 months - Adults	2,459	4,830	50.9%	51.3%	53.3%	51.0%
% of FP17s for Band 1 Urgent Courses	543	5,789	9.4%	10.1%	9.0%	9.0%
% of FP17s Relating to Free Repair or Replacements	42	5,789	0.7%	0.8%	1.0%	0.8%
% of FP17s Relating to Continuations	61	5,789	1.1%	0.9%	1.0%	0.9%
% of Patients satisfied with the dentistry they have received	4	4	N/A	95.3%	93.8%	93.2%
% of Patients satisfied with the time they had to wait for an appointment	4	4	N/A	89.3%	89.4%	88.3%

* This is based on patients treated on this contract for their most recent course of treatment. Figures in italics indicate the base number of FP17s or Patient Questionnaire responses are less than 100. N/A is shown where the base number of responses is less than 10 during the period. % is calculated as Quantity/Base number*100

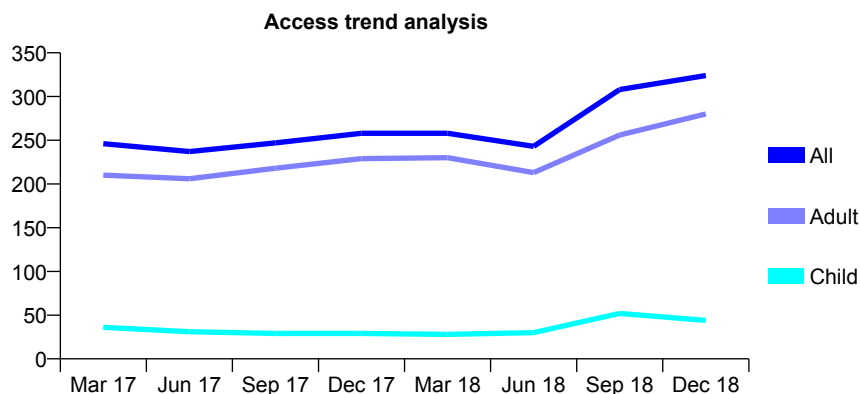
Q46 - Vital Signs At a Glance Contract Report for 183148/0002 - December 2018

Name or company name	Wood and Associate Dental Care LTD
Contract type name	GDS Contract
Purpose of contract	General
Contract start date	01/04/2012
Contract end date	

18/19 Contracted general activity (UDA)	1,000
Carry forward general activity (UDA)	-8
18/19 Contracted orthodontic activity (UOA)	0
Carry forward orthodontic activity (UOA)	0
Baseline contract value	£33,953.46

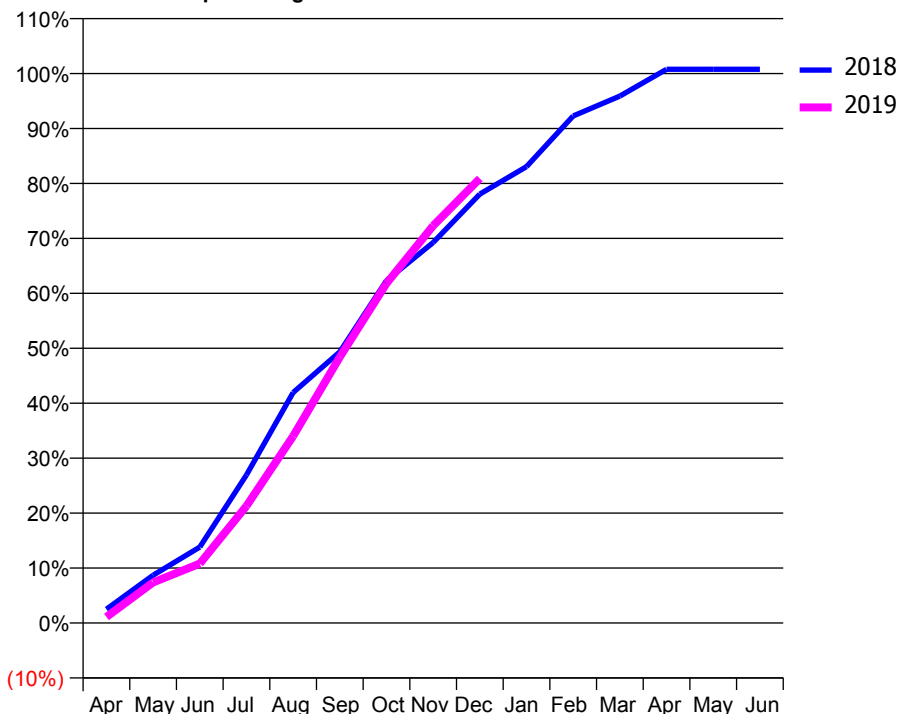
ACCESS*

Patients seen in 24 months	Total	Change since previous quarter
Quarter ending December 2017	258	
Quarter ending March 2018	258	→
Quarter ending June 2018	243	↓
Quarter ending September 2018	308	↑
Quarter ending December 2018	324	↑
Variance since December 2017	25.6%	↑



ACTIVITY

Cumulative percentage of contracted UDA delivered 2018 & 2019



Month	Adjusted Scheduled Activity (UDA)	
	2018	2019
April	25	11
May	87	74
June	138	108
July	269	213
August	419	340
September	493	484
October	623	618
November	692	723
December	781	809
January	831	
February	923	
March	959	
April	1,008	
May	1,008	
June	1,008	

QUALITY

	Quantity	Base Number	Contract	AT	Region	England
% of FP17s for the same patient ID Re-attending within 3 months - Children	0	47	0.0%	12.2%	12.3%	11.8%
% of FP17s for the same patient ID Re-attending within 3 months - Adults	1	213	0.5%	16.0%	15.8%	15.6%
% of FP17s for the same patient ID Re-attending between 3 & 9 months - Children	0	47	0.0%	58.0%	60.1%	58.8%
% of FP17s for the same patient ID Re-attending between 3 & 9 months - Adults	4	213	1.9%	51.3%	53.3%	51.0%
% of FP17s for Band 1 Urgent Courses	0	245	0.0%	10.1%	9.0%	9.0%
% of FP17s Relating to Free Repair or Replacements	0	245	0.0%	0.8%	1.0%	0.8%
% of FP17s Relating to Continuations	0	245	0.0%	0.9%	1.0%	0.9%
% of Patients satisfied with the dentistry they have received	0	0	N/A	95.3%	93.8%	93.2%
% of Patients satisfied with the time they had to wait for an appointment	0	0	N/A	89.3%	89.4%	88.3%

* This is based on patients treated on this contract for their most recent course of treatment. Figures in italics indicate the base number of FP17s or Patient Questionnaire responses are less than 100. N/A is shown where the base number of responses is less than 10 during the period. % is calculated as Quantity/Base number*100

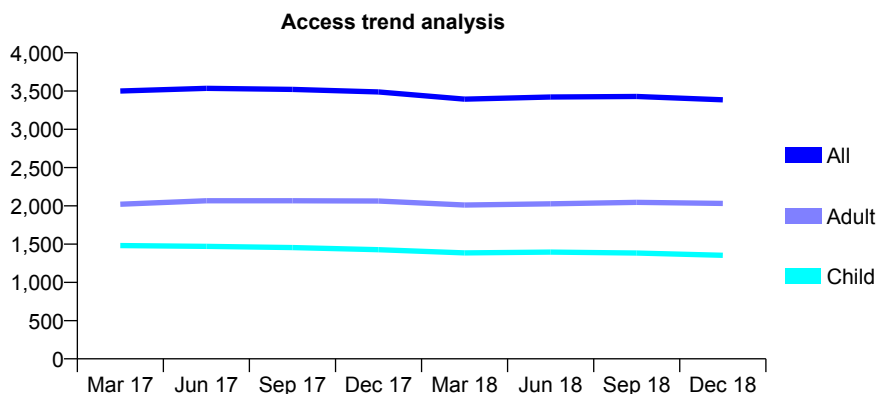
Q46 - Vital Signs At a Glance Contract Report for 184551/0001 - December 2018

Name or company name	Bamford Dental Practice
Contract type name	GDS Contract
Purpose of contract	General and Orthodontic
Contract start date	01/04/2006
Contract end date	

18/19 Contracted general activity (UDA)	9,554
Carry forward general activity (UDA)	225
18/19 Contracted orthodontic activity (UOA)	3,597
Carry forward orthodontic activity (UOA)	145
Baseline contract value	£511,058.69

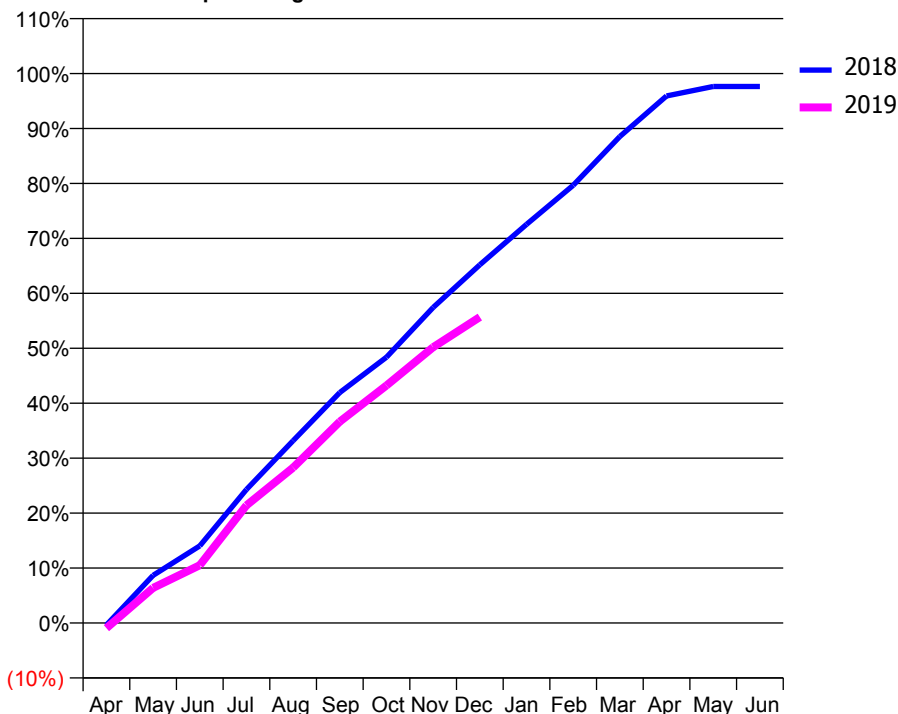
ACCESS*

Patients seen in 24 months	Total	Change since previous quarter
Quarter ending December 2017	3,488	
Quarter ending March 2018	3,395	↓
Quarter ending June 2018	3,422	→
Quarter ending September 2018	3,429	→
Quarter ending December 2018	3,385	↓
Variance since December 2017	(3.0%)	↓



ACTIVITY

Cumulative percentage of contracted UDA delivered 2018 & 2019



Month	Adjusted Scheduled Activity (UDA)	
	2018	2019
April	-36	-92
May	829	612
June	1,341	1,004
July	2,321	2,046
August	3,170	2,701
September	4,007	3,503
October	4,623	4,131
November	5,488	4,797
December	6,229	5,321
January	6,930	
February	7,610	
March	8,458	
April	9,163	
May	9,329	
June	9,329	

QUALITY

	Quantity	Base Number	Contract	AT	Region	England
% of FP17s for the same patient ID Re-attending within 3 months - Children	204	1,860	11.0%	12.2%	12.3%	11.8%
% of FP17s for the same patient ID Re-attending within 3 months - Adults	255	2,095	12.2%	16.0%	15.8%	15.6%
% of FP17s for the same patient ID Re-attending between 3 & 9 months - Children	1,079	1,860	58.0%	58.0%	60.1%	58.8%
% of FP17s for the same patient ID Re-attending between 3 & 9 months - Adults	1,304	2,095	62.2%	51.3%	53.3%	51.0%
% of FP17s for Band 1 Urgent Courses	97	3,240	3.0%	10.1%	9.0%	9.0%
% of FP17s Relating to Free Repair or Replacements	28	3,240	0.9%	0.8%	1.0%	0.8%
% of FP17s Relating to Continuations	75	3,240	2.3%	0.9%	1.0%	0.9%
% of Patients satisfied with the dentistry they have received	0	0	N/A	95.3%	93.8%	93.2%
% of Patients satisfied with the time they had to wait for an appointment	0	0	N/A	89.3%	89.4%	88.3%

* This is based on patients treated on this contract for their most recent course of treatment. Figures in italics indicate the base number of FP17s or Patient Questionnaire responses are less than 100. N/A is shown where the base number of responses is less than 10 during the period. % is calculated as Quantity/Base number*100

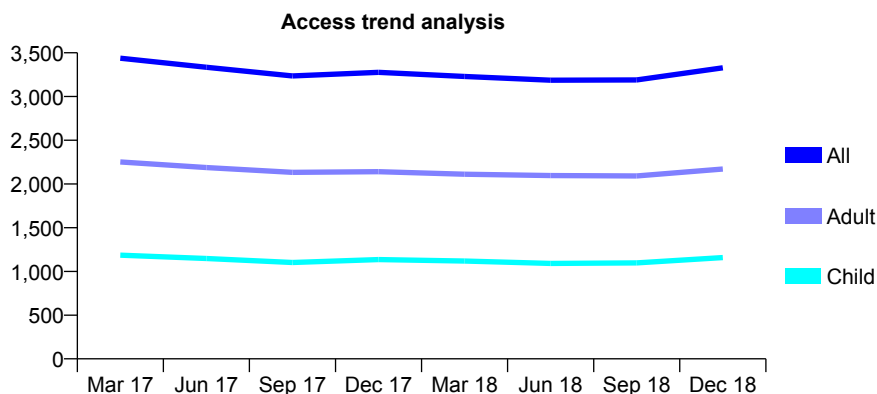
Q46 - Vital Signs At a Glance Contract Report for 189510/0001 - December 2018

Name or company name	Ravat and Ray Dental Care (Chadderton) L
Contract type name	GDS Contract
Purpose of contract	General
Contract start date	01/10/2013
Contract end date	

18/19 Contracted general activity (UDA)	11,056
Carry forward general activity (UDA)	-4
18/19 Contracted orthodontic activity (UOA)	0
Carry forward orthodontic activity (UOA)	0
Baseline contract value	£334,334.09

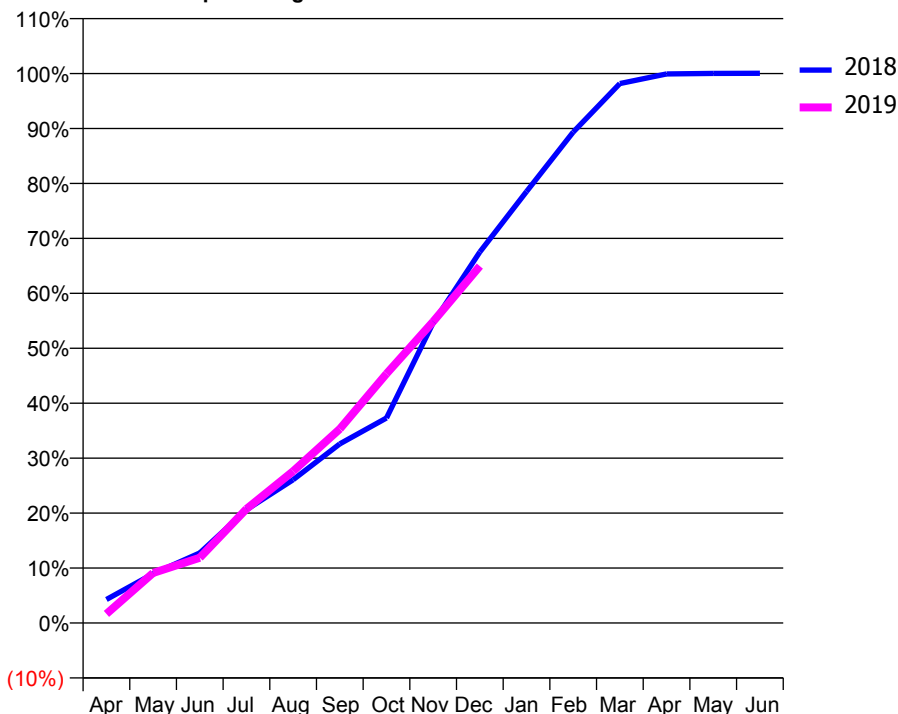
ACCESS*

Patients seen in 24 months	Total	Change since previous quarter
Quarter ending December 2017	3,276	
Quarter ending March 2018	3,230	↓
Quarter ending June 2018	3,187	↓
Quarter ending September 2018	3,189	→
Quarter ending December 2018	3,329	↑
Variance since December 2017	1.6%	→



ACTIVITY

Cumulative percentage of contracted UDA delivered 2018 & 2019



Adjusted Scheduled Activity (UDA)		
Month	2018	2019
April	474	183
May	992	1,007
June	1,409	1,313
July	2,279	2,295
August	2,883	3,054
September	3,606	3,905
October	4,124	5,017
November	6,042	6,064
December	7,465	7,180
January	8,680	
February	9,877	
March	10,854	
April	11,047	
May	11,059	
June	11,060	

QUALITY

	Quantity	Base Number	Contract	AT	Region	England
% of FP17s for the same patient ID Re-attending within 3 months - Children	251	1,525	16.5%	12.2%	12.3%	11.8%
% of FP17s for the same patient ID Re-attending within 3 months - Adults	364	2,352	15.5%	16.0%	15.8%	15.6%
% of FP17s for the same patient ID Re-attending between 3 & 9 months - Children	888	1,525	58.2%	58.0%	60.1%	58.8%
% of FP17s for the same patient ID Re-attending between 3 & 9 months - Adults	1,295	2,352	55.1%	51.3%	53.3%	51.0%
% of FP17s for Band 1 Urgent Courses	303	3,742	8.1%	10.1%	9.0%	9.0%
% of FP17s Relating to Free Repair or Replacements	17	3,742	0.5%	0.8%	1.0%	0.8%
% of FP17s Relating to Continuations	2	3,742	0.1%	0.9%	1.0%	0.9%
% of Patients satisfied with the dentistry they have received	1	1	N/A	95.3%	93.8%	93.2%
% of Patients satisfied with the time they had to wait for an appointment	1	1	N/A	89.3%	89.4%	88.3%

* This is based on patients treated on this contract for their most recent course of treatment. Figures in italics indicate the base number of FP17s or Patient Questionnaire responses are less than 100. N/A is shown where the base number of responses is less than 10 during the period. % is calculated as Quantity/Base number*100

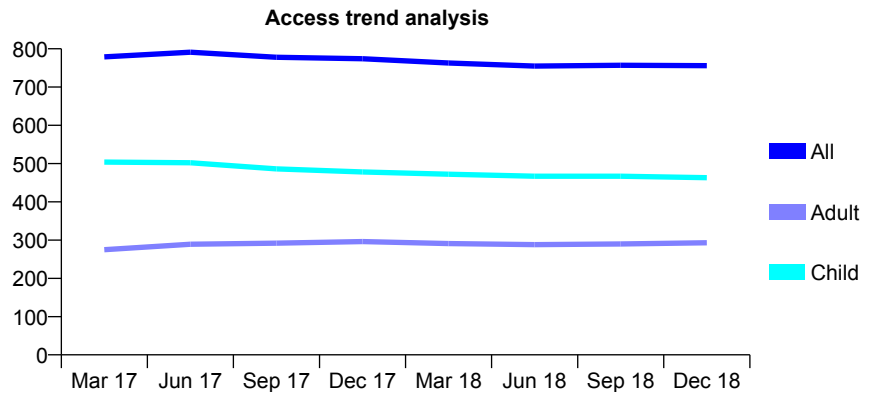
Q46 - Vital Signs At a Glance Contract Report for 189723/0001 - December 2018

Name or company name	Stretford Road Dental Practice
Contract type name	GDS Contract
Purpose of contract	General
Contract start date	12/08/2013
Contract end date	

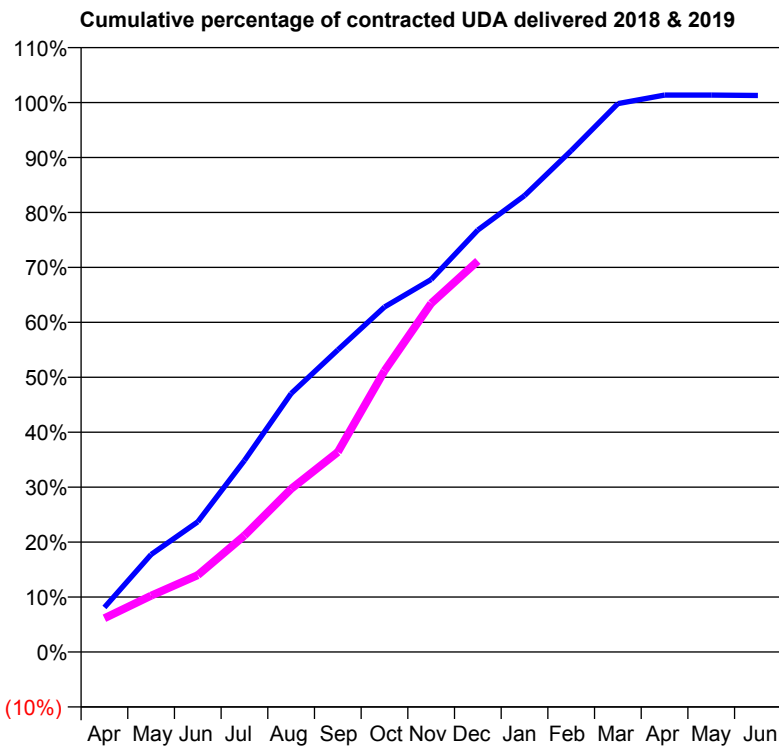
18/19 Contracted general activity (UDA)	1,828
Carry forward general activity (UDA)	-23
18/19 Contracted orthodontic activity (UOA)	0
Carry forward orthodontic activity (UOA)	0
Baseline contract value	£45,958.37

ACCESS*

Patients seen in 24 months	Total	Change since previous quarter
Quarter ending December 2017	774	
Quarter ending March 2018	763	↓
Quarter ending June 2018	755	↓
Quarter ending September 2018	757	→
Quarter ending December 2018	756	→
Variance since December 2017	(2.3%)	↓



ACTIVITY



Adjusted Scheduled Activity (UDA)		
Month	2018	2019
April	148	113
May	325	187
June	433	256
July	637	387
August	860	543
September	1,005	665
October	1,148	935
November	1,239	1,160
December	1,404	1,301
January	1,518	
February	1,668	
March	1,824	
April	1,853	
May	1,853	
June	1,851	

QUALITY

	Quantity	Base Number	Contract	AT	Region	England
% of FP17s for the same patient ID Re-attending within 3 months - Children	71	561	12.7%	12.2%	12.3%	11.8%
% of FP17s for the same patient ID Re-attending within 3 months - Adults	32	227	14.1%	16.0%	15.8%	15.6%
% of FP17s for the same patient ID Re-attending between 3 & 9 months - Children	328	561	58.5%	58.0%	60.1%	58.8%
% of FP17s for the same patient ID Re-attending between 3 & 9 months - Adults	105	227	46.3%	51.3%	53.3%	51.0%
% of FP17s for Band 1 Urgent Courses	76	772	9.8%	10.1%	9.0%	9.0%
% of FP17s Relating to Free Repair or Replacements	1	772	0.1%	0.8%	1.0%	0.8%
% of FP17s Relating to Continuations	1	772	0.1%	0.9%	1.0%	0.9%
% of Patients satisfied with the dentistry they have received	0	0	N/A	95.3%	93.8%	93.2%
% of Patients satisfied with the time they had to wait for an appointment	0	0	N/A	89.3%	89.4%	88.3%

* This is based on patients treated on this contract for their most recent course of treatment. Figures in italics indicate the base number of FP17s or Patient Questionnaire responses are less than 100. N/A is shown where the base number of responses is less than 10 during the period. % is calculated as Quantity/Base number*100

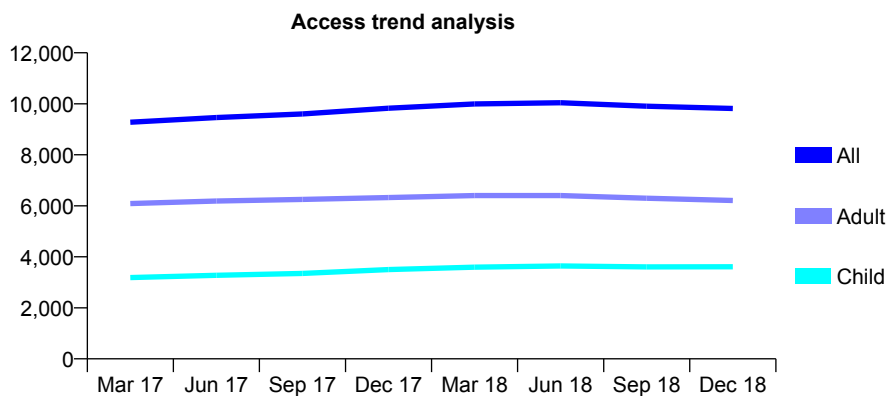
Q46 - Vital Signs At a Glance Contract Report for 190322/0001 - December 2018

Name or company name	Moston Dental Surgery
Contract type name	GDS Contract
Purpose of contract	General
Contract start date	08/10/2010
Contract end date	

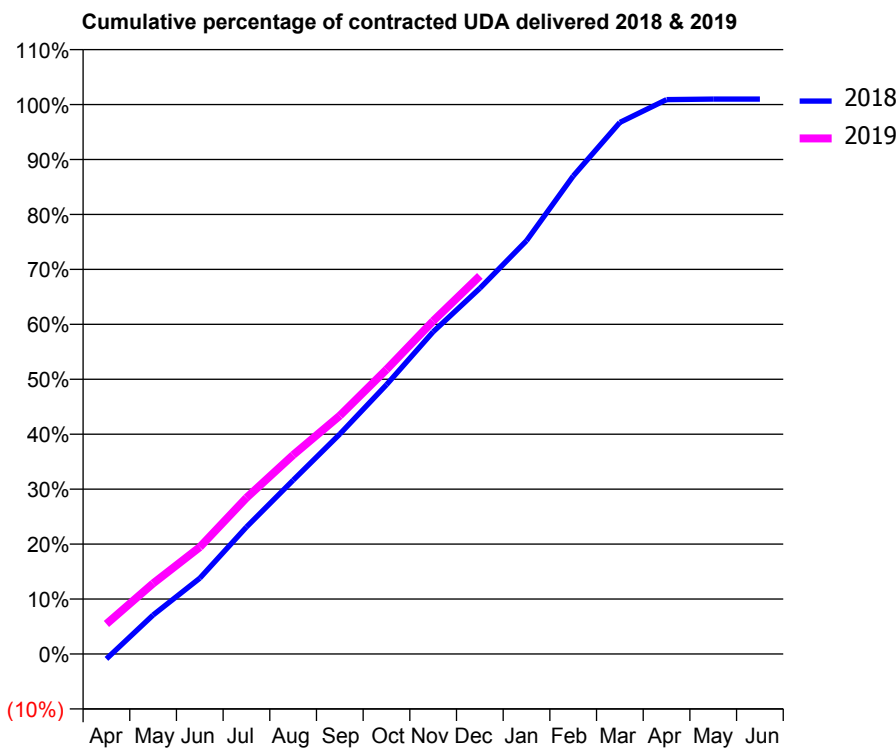
18/19 Contracted general activity (UDA)	30,673
Carry forward general activity (UDA)	-304
18/19 Contracted orthodontic activity (UOA)	0
Carry forward orthodontic activity (UOA)	0
Baseline contract value	£763,506.44

ACCESS*

Patients seen in 24 months	Total	Change since previous quarter
Quarter ending December 2017	9,825	
Quarter ending March 2018	9,997	→
Quarter ending June 2018	10,043	→
Quarter ending September 2018	9,906	↓
Quarter ending December 2018	9,817	→
Variance since December 2017	(0.1%)	→



ACTIVITY



Month	Adjusted Scheduled Activity (UDA)	
	2018	2019
April	-280	1,681
May	2,180	3,943
June	4,233	5,969
July	7,091	8,724
August	9,702	11,110
September	12,281	13,305
October	15,029	15,881
November	17,987	18,590
December	20,413	21,104
January	23,068	
February	26,681	
March	29,675	
April	30,943	
May	30,975	
June	30,977	

QUALITY

	Quantity	Base Number	Contract	AT	Region	England
% of FP17s for the same patient ID Re-attending within 3 months - Children	167	2,621	6.4%	12.2%	12.3%	11.8%
% of FP17s for the same patient ID Re-attending within 3 months - Adults	391	3,938	9.9%	16.0%	15.8%	15.6%
% of FP17s for the same patient ID Re-attending between 3 & 9 months - Children	1,112	2,621	42.4%	58.0%	60.1%	58.8%
% of FP17s for the same patient ID Re-attending between 3 & 9 months - Adults	1,558	3,938	39.6%	51.3%	53.3%	51.0%
% of FP17s for Band 1 Urgent Courses	162	6,230	2.6%	10.1%	9.0%	9.0%
% of FP17s Relating to Free Repair or Replacements	63	6,230	1.0%	0.8%	1.0%	0.8%
% of FP17s Relating to Continuations	94	6,230	1.5%	0.9%	1.0%	0.9%
% of Patients satisfied with the dentistry they have received	1	1	N/A	95.3%	93.8%	93.2%
% of Patients satisfied with the time they had to wait for an appointment	1	1	N/A	89.3%	89.4%	88.3%

* This is based on patients treated on this contract for their most recent course of treatment. Figures in italics indicate the base number of FP17s or Patient Questionnaire responses are less than 100. N/A is shown where the base number of responses is less than 10 during the period. % is calculated as Quantity/Base number*100

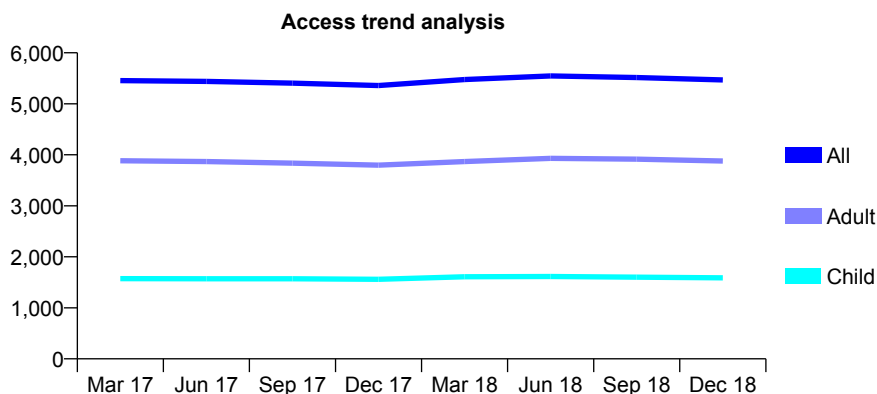
Q46 - Vital Signs At a Glance Contract Report for 190470/0004 - December 2018

Name or company name	G.k.A (1996) Ltd
Contract type name	GDS Contract
Purpose of contract	General
Contract start date	01/04/2008
Contract end date	

18/19 Contracted general activity (UDA)	15,529
Carry forward general activity (UDA)	479
18/19 Contracted orthodontic activity (UOA)	0
Carry forward orthodontic activity (UOA)	0
Baseline contract value	£486,483.64

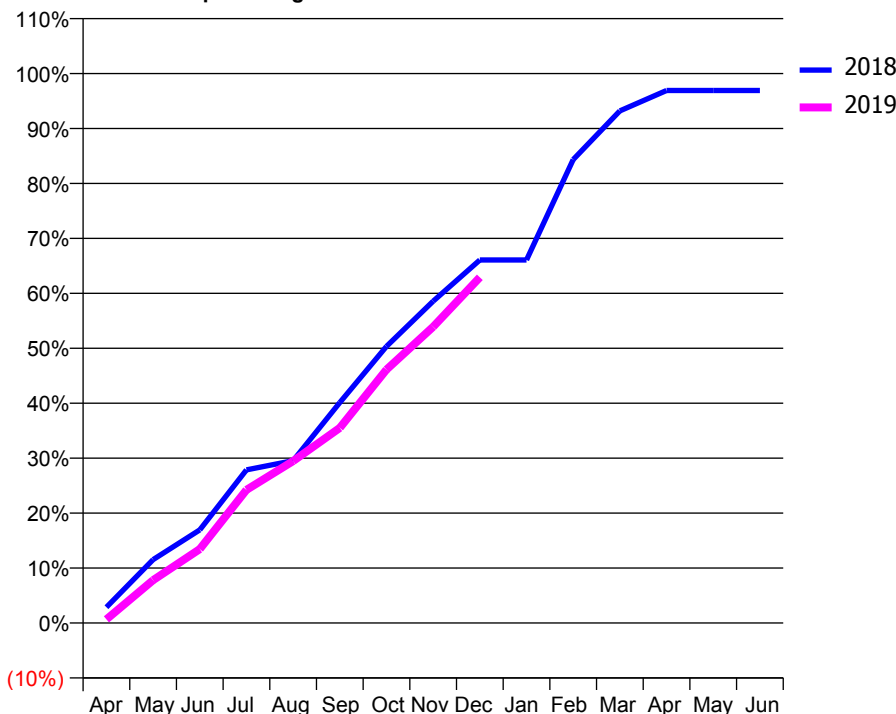
ACCESS*

Patients seen in 24 months	Total	Change since previous quarter
Quarter ending December 2017	5,358	
Quarter ending March 2018	5,475	↑
Quarter ending June 2018	5,546	→
Quarter ending September 2018	5,515	→
Quarter ending December 2018	5,467	→
Variance since December 2017	2.0%	↑



ACTIVITY

Cumulative percentage of contracted UDA delivered 2018 & 2019



Month	Adjusted Scheduled Activity (UDA)	
	2018	2019
April	445	105
May	1,791	1,211
June	2,633	2,088
July	4,327	3,763
August	4,586	4,576
September	6,232	5,516
October	7,816	7,161
November	9,093	8,372
December	10,261	9,769
January	10,261	
February	13,096	
March	14,471	
April	15,048	
May	15,051	
June	15,050	

QUALITY

	Quantity	Base Number	Contract	AT	Region	England
% of FP17s for the same patient ID Re-attending within 3 months - Children	111	1,499	7.4%	12.2%	12.3%	11.8%
% of FP17s for the same patient ID Re-attending within 3 months - Adults	506	3,500	14.5%	16.0%	15.8%	15.6%
% of FP17s for the same patient ID Re-attending between 3 & 9 months - Children	762	1,499	50.8%	58.0%	60.1%	58.8%
% of FP17s for the same patient ID Re-attending between 3 & 9 months - Adults	1,576	3,500	45.0%	51.3%	53.3%	51.0%
% of FP17s for Band 1 Urgent Courses	426	4,722	9.0%	10.1%	9.0%	9.0%
% of FP17s Relating to Free Repair or Replacements	70	4,722	1.5%	0.8%	1.0%	0.8%
% of FP17s Relating to Continuations	40	4,722	0.8%	0.9%	1.0%	0.9%
% of Patients satisfied with the dentistry they have received	4	4	N/A	95.3%	93.8%	93.2%
% of Patients satisfied with the time they had to wait for an appointment	4	4	N/A	89.3%	89.4%	88.3%

* This is based on patients treated on this contract for their most recent course of treatment. Figures in italics indicate the base number of FP17s or Patient Questionnaire responses are less than 100. N/A is shown where the base number of responses is less than 10 during the period. % is calculated as Quantity/Base number*100

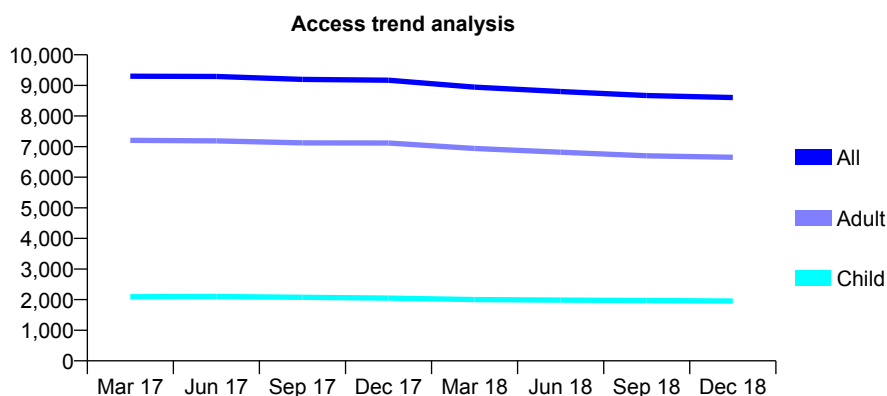
Q46 - Vital Signs At a Glance Contract Report for 190470/0005 - December 2018

Name or company name	G.k.A (1996) Ltd
Contract type name	GDS Contract
Purpose of contract	General
Contract start date	01/04/2008
Contract end date	

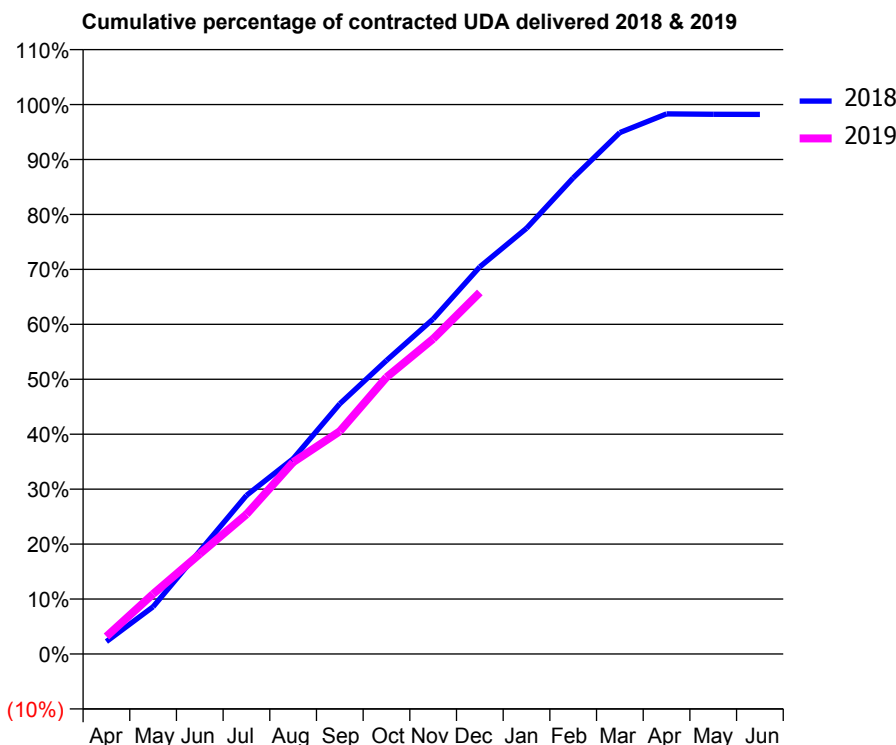
18/19 Contracted general activity (UDA)	23,132
Carry forward general activity (UDA)	416
18/19 Contracted orthodontic activity (UOA)	0
Carry forward orthodontic activity (UOA)	0
Baseline contract value	£698,475.29

ACCESS*

Patients seen in 24 months	Total	Change since previous quarter
Quarter ending December 2017	9,168	
Quarter ending March 2018	8,943	↓
Quarter ending June 2018	8,798	↓
Quarter ending September 2018	8,669	↓
Quarter ending December 2018	8,605	→
Variance since December 2017	(6.1%)	↓



ACTIVITY



Month	Adjusted Scheduled Activity (UDA)	
	2018	2019
April	526	740
May	1,990	2,527
June	4,335	4,214
July	6,676	5,880
August	8,219	8,075
September	10,536	9,376
October	12,358	11,653
November	14,106	13,269
December	16,296	15,224
January	17,920	
February	20,043	
March	21,949	
April	22,737	
May	22,720	
June	22,716	

QUALITY

	Quantity	Base Number	Contract	AT	Region	England
% of FP17s for the same patient ID Re-attending within 3 months - Children	220	2,192	10.0%	12.2%	12.3%	11.8%
% of FP17s for the same patient ID Re-attending within 3 months - Adults	1,038	7,134	14.6%	16.0%	15.8%	15.6%
% of FP17s for the same patient ID Re-attending between 3 & 9 months - Children	1,273	2,192	58.1%	58.0%	60.1%	58.8%
% of FP17s for the same patient ID Re-attending between 3 & 9 months - Adults	3,957	7,134	55.5%	51.3%	53.3%	51.0%
% of FP17s for Band 1 Urgent Courses	478	8,900	5.4%	10.1%	9.0%	9.0%
% of FP17s Relating to Free Repair or Replacements	135	8,900	1.5%	0.8%	1.0%	0.8%
% of FP17s Relating to Continuations	58	8,900	0.7%	0.9%	1.0%	0.9%
% of Patients satisfied with the dentistry they have received	1	1	N/A	95.3%	93.8%	93.2%
% of Patients satisfied with the time they had to wait for an appointment	1	1	N/A	89.3%	89.4%	88.3%

* This is based on patients treated on this contract for their most recent course of treatment. Figures in italics indicate the base number of FP17s or Patient Questionnaire responses are less than 100. N/A is shown where the base number of responses is less than 10 during the period. % is calculated as Quantity/Base number*100

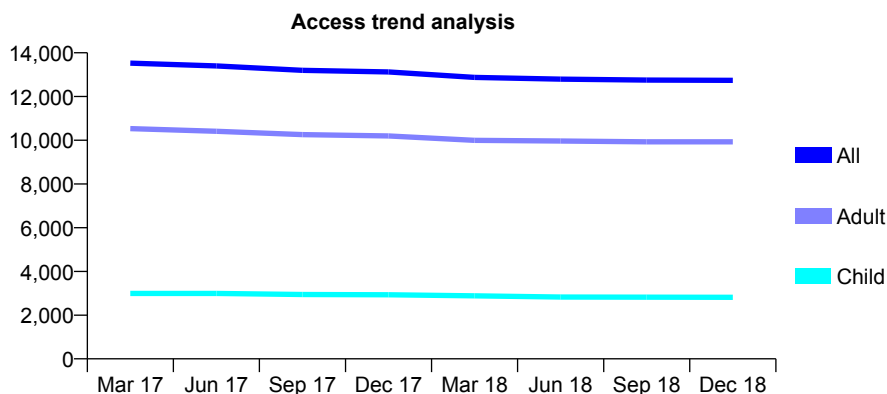
Q46 - Vital Signs At a Glance Contract Report for 190470/0007 - December 2018

Name or company name	G.k.A (1996) Ltd
Contract type name	GDS Contract
Purpose of contract	General and Orthodontic
Contract start date	01/05/2009
Contract end date	

18/19 Contracted general activity (UDA)	40,268
Carry forward general activity (UDA)	1,552
18/19 Contracted orthodontic activity (UOA)	2,541
Carry forward orthodontic activity (UOA)	39
Baseline contract value	£1,314,484.32

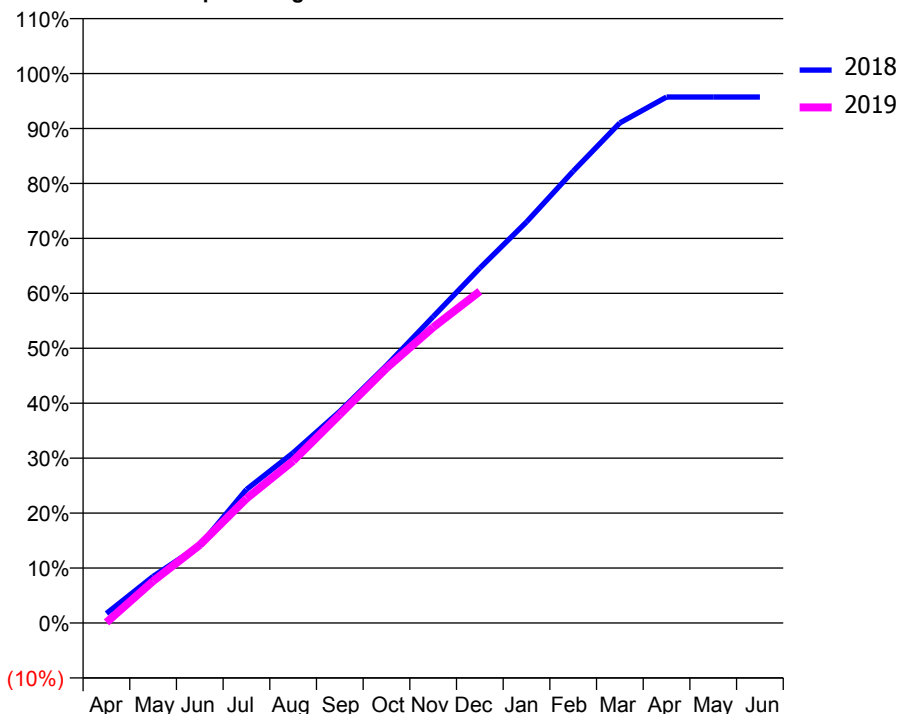
ACCESS*

Patients seen in 24 months	Total	Change since previous quarter
Quarter ending December 2017	13,126	
Quarter ending March 2018	12,875	↓
Quarter ending June 2018	12,795	→
Quarter ending September 2018	12,754	→
Quarter ending December 2018	12,743	→
Variance since December 2017	(2.9%)	↓



ACTIVITY

Cumulative percentage of contracted UDA delivered 2018 & 2019



Month	Adjusted Scheduled Activity (UDA)	
	2018	2019
April	702	48
May	3,410	3,074
June	5,688	5,722
July	9,787	9,122
August	12,470	11,876
September	15,514	15,278
October	18,871	18,679
November	22,455	21,665
December	26,009	24,304
January	29,389	
February	33,114	
March	36,652	
April	38,543	
May	38,547	
June	38,546	

QUALITY

	Quantity	Base Number	Contract	AT	Region	England
% of FP17s for the same patient ID Re-attending within 3 months - Children	390	3,063	12.7%	12.2%	12.3%	11.8%
% of FP17s for the same patient ID Re-attending within 3 months - Adults	1,507	9,953	15.1%	16.0%	15.8%	15.6%
% of FP17s for the same patient ID Re-attending between 3 & 9 months - Children	1,533	3,063	50.0%	58.0%	60.1%	58.8%
% of FP17s for the same patient ID Re-attending between 3 & 9 months - Adults	5,098	9,953	51.2%	51.3%	53.3%	51.0%
% of FP17s for Band 1 Urgent Courses	956	12,014	8.0%	10.1%	9.0%	9.0%
% of FP17s Relating to Free Repair or Replacements	227	12,014	1.9%	0.8%	1.0%	0.8%
% of FP17s Relating to Continuations	120	12,014	1.0%	0.9%	1.0%	0.9%
% of Patients satisfied with the dentistry they have received	2	2	N/A	95.3%	93.8%	93.2%
% of Patients satisfied with the time they had to wait for an appointment	2	2	N/A	89.3%	89.4%	88.3%

* This is based on patients treated on this contract for their most recent course of treatment. Figures in italics indicate the base number of FP17s or Patient Questionnaire responses are less than 100. N/A is shown where the base number of responses is less than 10 during the period. % is calculated as Quantity/Base number*100

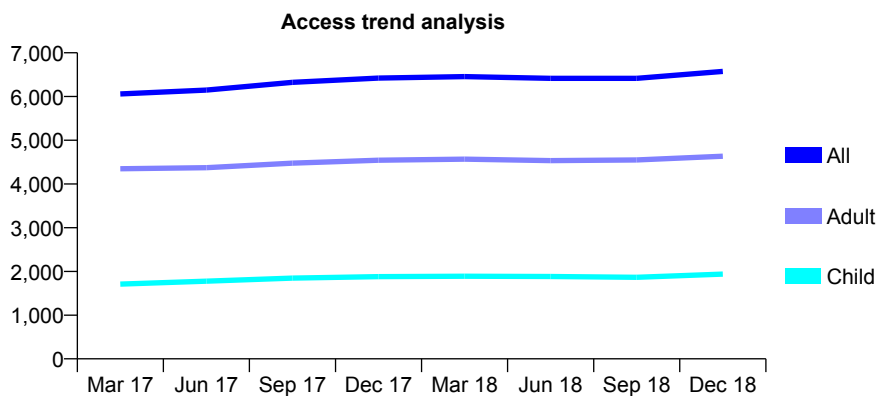
Q46 - Vital Signs At a Glance Contract Report for 191515/0001 - December 2018

Name or company name	Birch Dental Practice
Contract type name	GDS Contract
Purpose of contract	General
Contract start date	01/05/2014
Contract end date	

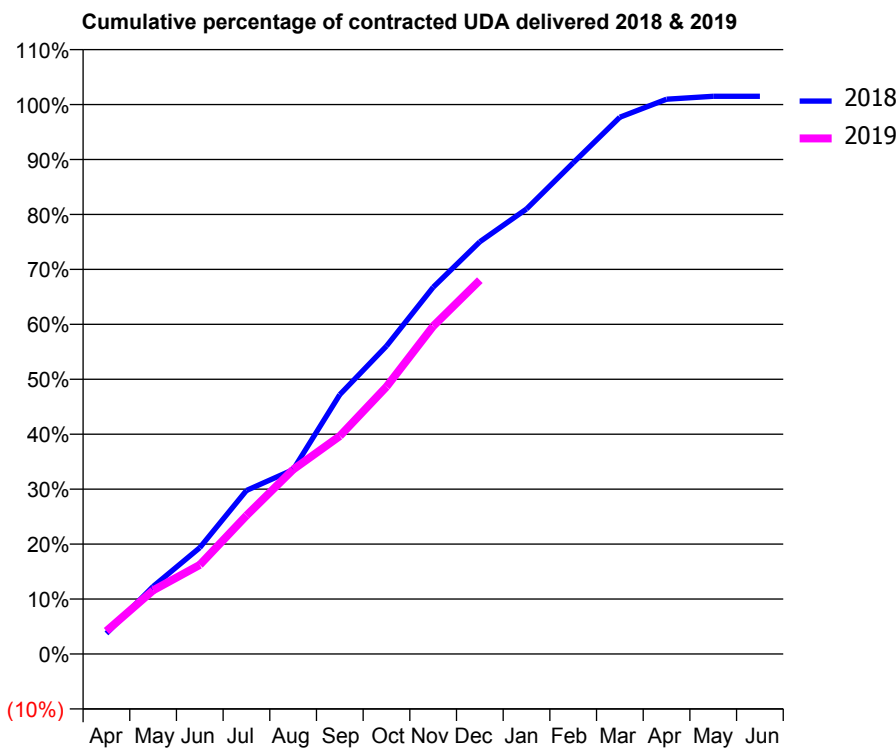
18/19 Contracted general activity (UDA)	20,344
Carry forward general activity (UDA)	-302
18/19 Contracted orthodontic activity (UOA)	0
Carry forward orthodontic activity (UOA)	0
Baseline contract value	£641,603.71

ACCESS*

Patients seen in 24 months	Total	Change since previous quarter
Quarter ending December 2017	6,422	
Quarter ending March 2018	6,457	→
Quarter ending June 2018	6,417	→
Quarter ending September 2018	6,415	→
Quarter ending December 2018	6,574	↑
Variance since December 2017	2.4%	↑



ACTIVITY



Month	Adjusted Scheduled Activity (UDA)	
	2018	2019
April	764	853
May	2,501	2,359
June	3,937	3,300
July	6,053	5,127
August	6,826	6,829
September	9,603	8,070
October	11,404	9,896
November	13,577	12,136
December	15,264	13,838
January	16,477	
February	18,184	
March	19,876	
April	20,542	
May	20,646	
June	20,646	

QUALITY

	Quantity	Base Number	Contract	AT	Region	England
% of FP17s for the same patient ID Re-attending within 3 months - Children	151	1,531	9.9%	12.2%	12.3%	11.8%
% of FP17s for the same patient ID Re-attending within 3 months - Adults	637	3,474	18.3%	16.0%	15.8%	15.6%
% of FP17s for the same patient ID Re-attending between 3 & 9 months - Children	497	1,531	32.5%	58.0%	60.1%	58.8%
% of FP17s for the same patient ID Re-attending between 3 & 9 months - Adults	1,007	3,474	29.0%	51.3%	53.3%	51.0%
% of FP17s for Band 1 Urgent Courses	392	4,167	9.4%	10.1%	9.0%	9.0%
% of FP17s Relating to Free Repair or Replacements	22	4,167	0.5%	0.8%	1.0%	0.8%
% of FP17s Relating to Continuations	82	4,167	2.0%	0.9%	1.0%	0.9%
% of Patients satisfied with the dentistry they have received	2	2	N/A	95.3%	93.8%	93.2%
% of Patients satisfied with the time they had to wait for an appointment	2	2	N/A	89.3%	89.4%	88.3%

* This is based on patients treated on this contract for their most recent course of treatment. Figures in italics indicate the base number of FP17s or Patient Questionnaire responses are less than 100. N/A is shown where the base number of responses is less than 10 during the period. % is calculated as Quantity/Base number*100

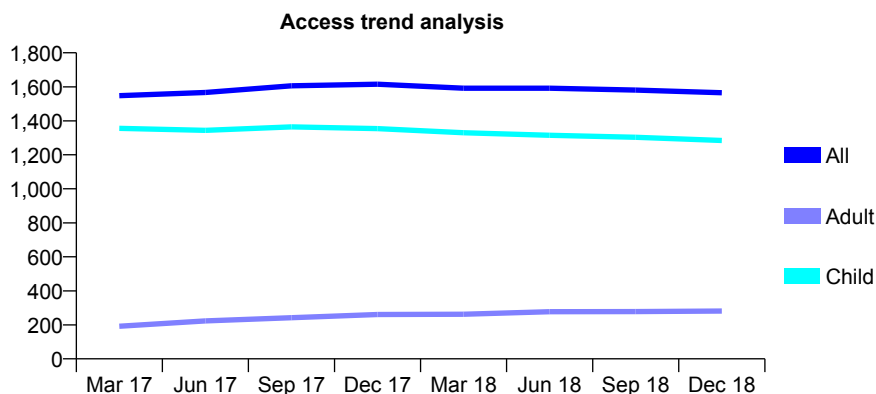
Q46 - Vital Signs At a Glance Contract Report for 191574/0001 - December 2018

Name or company name	Steven Bate
Contract type name	GDS Contract
Purpose of contract	General
Contract start date	01/08/2015
Contract end date	

18/19 Contracted general activity (UDA)	4,200
Carry forward general activity (UDA)	0
18/19 Contracted orthodontic activity (UOA)	0
Carry forward orthodontic activity (UOA)	0
Baseline contract value	£121,138.90

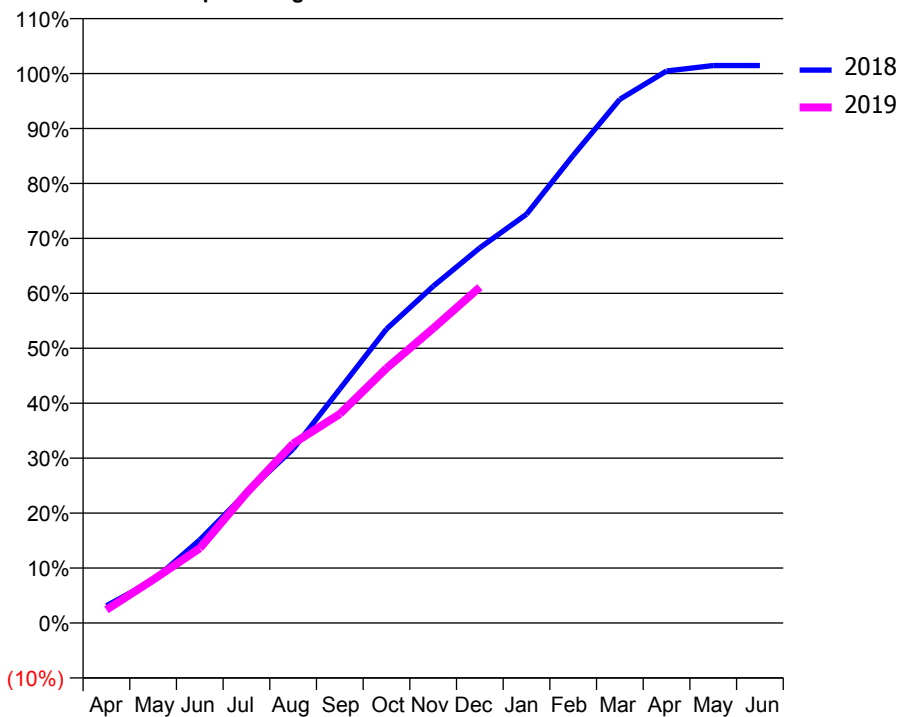
ACCESS*

Patients seen in 24 months	Total	Change since previous quarter
Quarter ending December 2017	1,615	
Quarter ending March 2018	1,592	↓
Quarter ending June 2018	1,592	→
Quarter ending September 2018	1,581	→
Quarter ending December 2018	1,565	↓
Variance since December 2017	(3.1%)	↓



ACTIVITY

Cumulative percentage of contracted UDA delivered 2018 & 2019



Month	Adjusted Scheduled Activity (UDA)	
	2018	2019
April	132	102
May	326	331
June	636	571
July	996	993
August	1,330	1,371
September	1,788	1,597
October	2,247	1,947
November	2,574	2,252
December	2,868	2,567
January	3,124	
February	3,574	
March	4,003	
April	4,219	
May	4,261	
June	4,261	

QUALITY

	Quantity	Base Number	Contract	AT	Region	England
% of FP17s for the same patient ID Re-attending within 3 months - Children	350	2,003	17.5%	12.2%	12.3%	11.8%
% of FP17s for the same patient ID Re-attending within 3 months - Adults	19	218	8.7%	16.0%	15.8%	15.6%
% of FP17s for the same patient ID Re-attending between 3 & 9 months - Children	1,396	2,003	69.7%	58.0%	60.1%	58.8%
% of FP17s for the same patient ID Re-attending between 3 & 9 months - Adults	157	218	72.0%	51.3%	53.3%	51.0%
% of FP17s for Band 1 Urgent Courses	66	2,003	3.3%	10.1%	9.0%	9.0%
% of FP17s Relating to Free Repair or Replacements	3	2,003	0.1%	0.8%	1.0%	0.8%
% of FP17s Relating to Continuations	1	2,003	0.0%	0.9%	1.0%	0.9%
% of Patients satisfied with the dentistry they have received	1	1	N/A	95.3%	93.8%	93.2%
% of Patients satisfied with the time they had to wait for an appointment	0	1	N/A	89.3%	89.4%	88.3%

* This is based on patients treated on this contract for their most recent course of treatment. Figures in italics indicate the base number of FP17s or Patient Questionnaire responses are less than 100. N/A is shown where the base number of responses is less than 10 during the period. % is calculated as Quantity/Base number*100

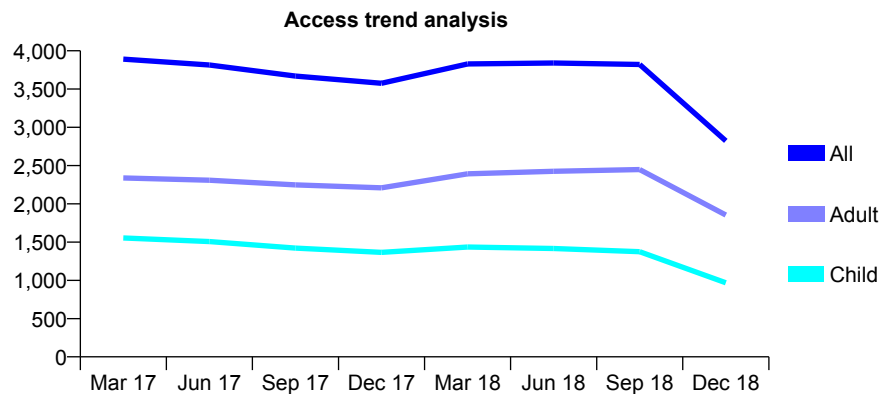
Q46 - Vital Signs At a Glance Contract Report for 191809/0001 - December 2018

Name or company name	Swinton Practice Ltd
Contract type name	GDS Contract
Purpose of contract	General
Contract start date	01/07/2010
Contract end date	31/08/2018

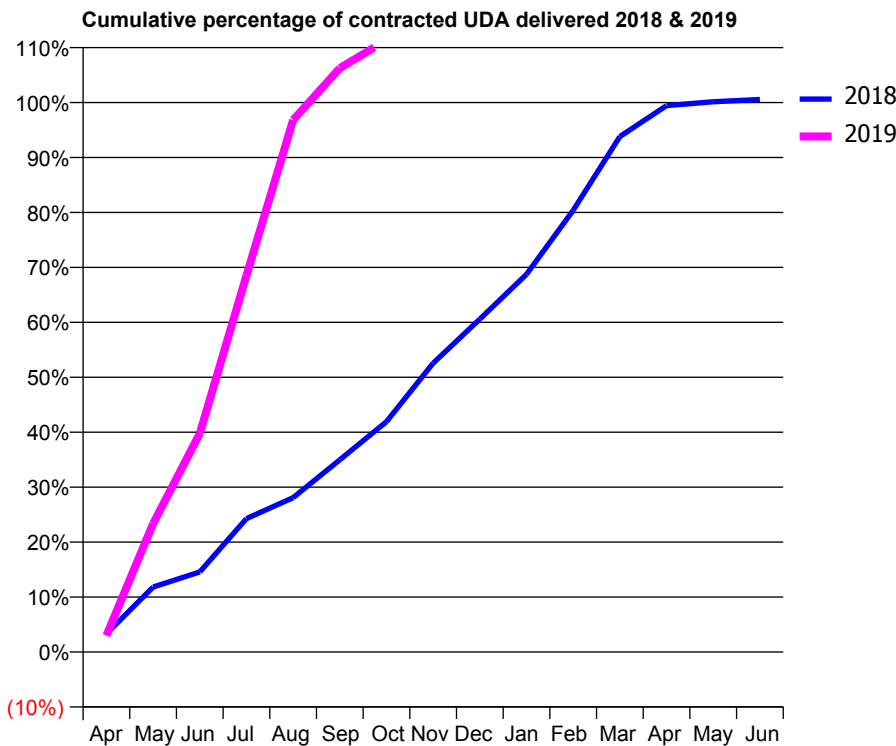
18/19 Contracted general activity (UDA)	5,028
Carry forward general activity (UDA)	0
18/19 Contracted orthodontic activity (UOA)	0
Carry forward orthodontic activity (UOA)	0
Baseline contract value	£135,397.46

ACCESS*

Patients seen in 24 months	Total	Change since previous quarter
Quarter ending December 2017	3,576	
Quarter ending March 2018	3,829	↑
Quarter ending June 2018	3,841	→
Quarter ending September 2018	3,822	→
Quarter ending December 2018	2,823	↓
Variance since December 2017	(21.1%)	↓



ACTIVITY



Month	Adjusted Scheduled Activity (UDA)	
	2018	2019
April	400	151
May	1,427	1,174
June	1,758	1,999
July	2,930	3,445
August	3,390	4,867
September	4,219	5,343
October	5,058	5,599
November	6,343	5,806
December	7,309	5,886
January	8,294	
February	9,701	
March	11,318	
April	11,998	
May	12,083	
June	12,131	

QUALITY

	Quantity	Base Number	Contract	AT	Region	England
% of FP17s for the same patient ID Re-attending within 3 months - Children	53	871	6.1%	12.2%	12.3%	11.8%
% of FP17s for the same patient ID Re-attending within 3 months - Adults	120	1,416	8.5%	16.0%	15.8%	15.6%
% of FP17s for the same patient ID Re-attending between 3 & 9 months - Children	349	871	40.1%	58.0%	60.1%	58.8%
% of FP17s for the same patient ID Re-attending between 3 & 9 months - Adults	460	1,416	32.5%	51.3%	53.3%	51.0%
% of FP17s for Band 1 Urgent Courses	81	2,046	4.0%	10.1%	9.0%	9.0%
% of FP17s Relating to Free Repair or Replacements	4	2,046	0.2%	0.8%	1.0%	0.8%
% of FP17s Relating to Continuations	14	2,046	0.7%	0.9%	1.0%	0.9%
% of Patients satisfied with the dentistry they have received	1	1	N/A	95.3%	93.8%	93.2%
% of Patients satisfied with the time they had to wait for an appointment	1	1	N/A	89.3%	89.4%	88.3%

* This is based on patients treated on this contract for their most recent course of treatment. Figures in italics indicate the base number of FP17s or Patient Questionnaire responses are less than 100. N/A is shown where the base number of responses is less than 10 during the period. % is calculated as Quantity/Base number*100

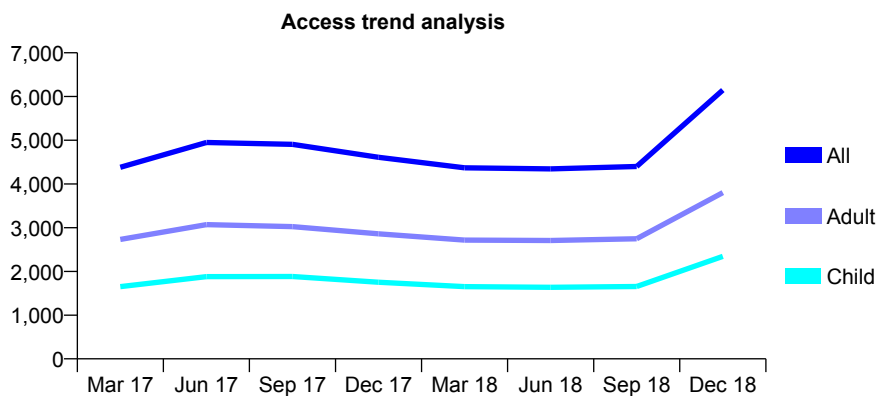
Q46 - Vital Signs At a Glance Contract Report for 191809/0002 - December 2018

Name or company name	Swinton Practice Ltd
Contract type name	GDS Contract
Purpose of contract	General
Contract start date	01/07/2010
Contract end date	

18/19 Contracted general activity (UDA)	23,332
Carry forward general activity (UDA)	0
18/19 Contracted orthodontic activity (UOA)	0
Carry forward orthodontic activity (UOA)	0
Baseline contract value	£649,717.65

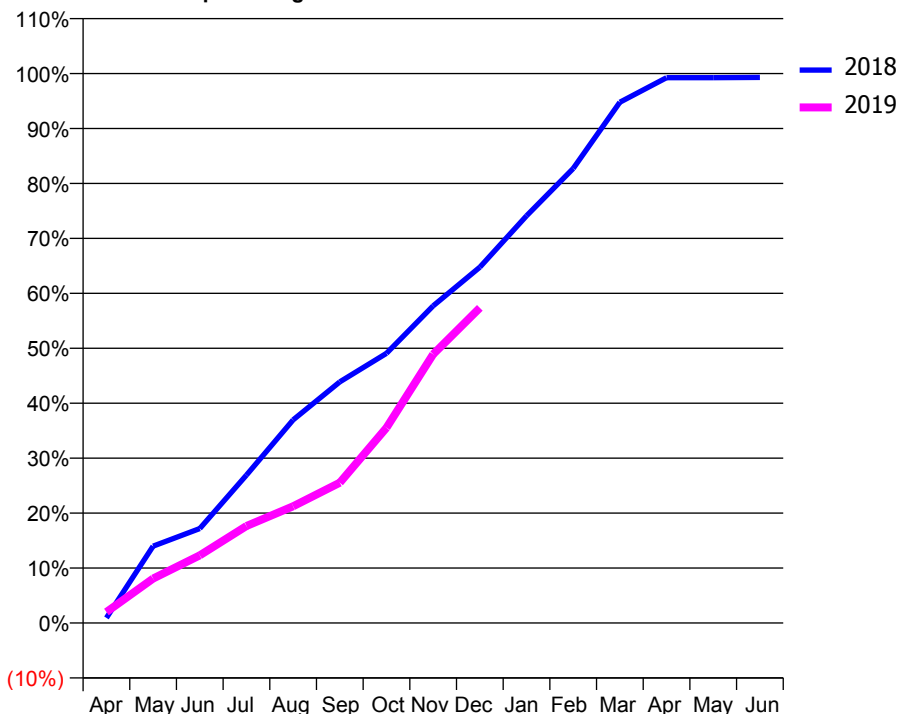
ACCESS*

Patients seen in 24 months	Total	Change since previous quarter
Quarter ending December 2017	4,610	
Quarter ending March 2018	4,369	↓
Quarter ending June 2018	4,344	→
Quarter ending September 2018	4,401	→
Quarter ending December 2018	6,147	↑
Variance since December 2017	33.3%	↑



ACTIVITY

Cumulative percentage of contracted UDA delivered 2018 & 2019



Month	Adjusted Scheduled Activity (UDA)	
	2018	2019
April	136	467
May	2,059	1,889
June	2,531	2,872
July	3,965	4,118
August	5,442	4,958
September	6,462	5,956
October	7,227	8,290
November	8,496	11,412
December	9,532	13,382
January	10,907	
February	12,177	
March	13,950	
April	14,608	
May	14,610	
June	14,617	

QUALITY

	Quantity	Base Number	Contract	AT	Region	England
% of FP17s for the same patient ID Re-attending within 3 months - Children	187	2,500	7.5%	12.2%	12.3%	11.8%
% of FP17s for the same patient ID Re-attending within 3 months - Adults	452	3,595	12.6%	16.0%	15.8%	15.6%
% of FP17s for the same patient ID Re-attending between 3 & 9 months - Children	982	2,500	39.3%	58.0%	60.1%	58.8%
% of FP17s for the same patient ID Re-attending between 3 & 9 months - Adults	928	3,595	25.8%	51.3%	53.3%	51.0%
% of FP17s for Band 1 Urgent Courses	559	5,775	9.7%	10.1%	9.0%	9.0%
% of FP17s Relating to Free Repair or Replacements	20	5,775	0.3%	0.8%	1.0%	0.8%
% of FP17s Relating to Continuations	23	5,775	0.4%	0.9%	1.0%	0.9%
% of Patients satisfied with the dentistry they have received	1	1	N/A	95.3%	93.8%	93.2%
% of Patients satisfied with the time they had to wait for an appointment	1	1	N/A	89.3%	89.4%	88.3%

* This is based on patients treated on this contract for their most recent course of treatment. Figures in italics indicate the base number of FP17s or Patient Questionnaire responses are less than 100. N/A is shown where the base number of responses is less than 10 during the period. % is calculated as Quantity/Base number*100

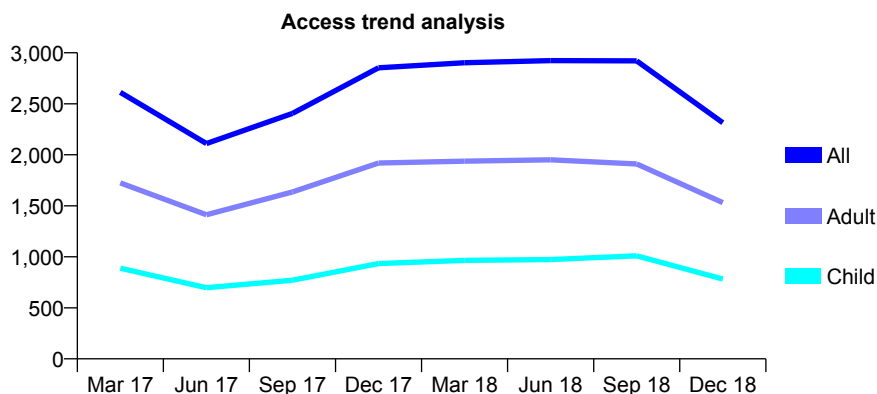
Q46 - Vital Signs At a Glance Contract Report for 191809/0003 - December 2018

Name or company name	Swinton Practice Ltd
Contract type name	GDS Contract
Purpose of contract	General
Contract start date	01/07/2010
Contract end date	31/08/2018

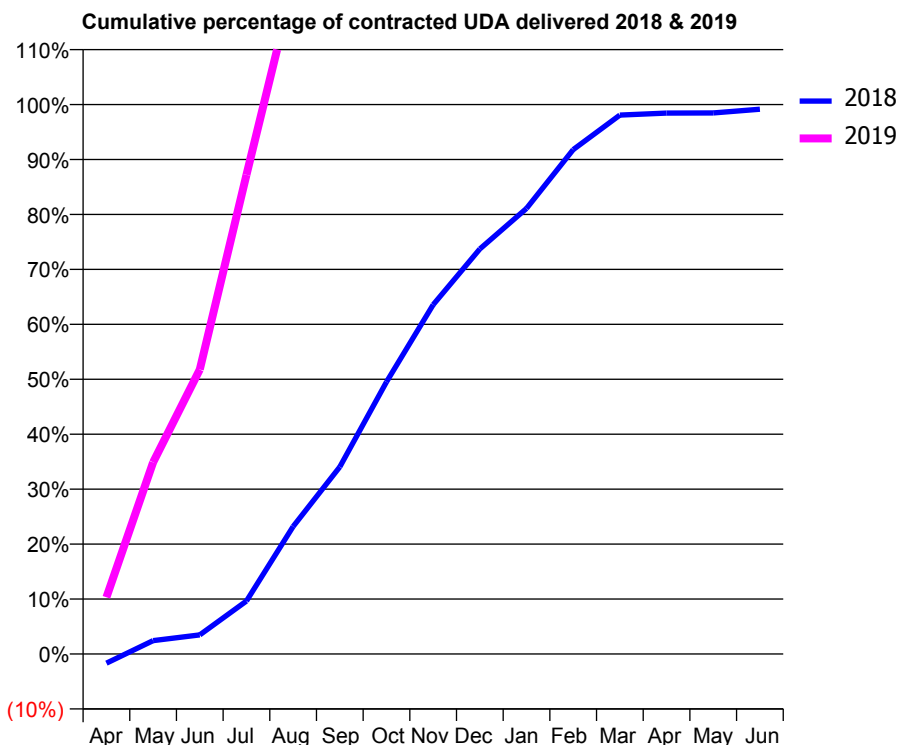
18/19 Contracted general activity (UDA)	3,267
Carry forward general activity (UDA)	0
18/19 Contracted orthodontic activity (UOA)	0
Carry forward orthodontic activity (UOA)	0
Baseline contract value	£71,055.35

ACCESS*

Patients seen in 24 months	Total	Change since previous quarter
Quarter ending December 2017	2,853	
Quarter ending March 2018	2,903	→
Quarter ending June 2018	2,924	→
Quarter ending September 2018	2,921	→
Quarter ending December 2018	2,314	↓
Variance since December 2017	(18.9%)	↓



ACTIVITY



Month	Adjusted Scheduled Activity (UDA)	
	2018	2019
April	-132	337
May	191	1,140
June	273	1,692
July	756	2,849
August	1,820	3,981
September	2,670	4,264
October	3,882	4,379
November	4,983	4,430
December	5,778	4,436
January	6,358	
February	7,196	
March	7,690	
April	7,718	
May	7,719	
June	7,772	

QUALITY

	Quantity	Base Number	Contract	AT	Region	England
% of FP17s for the same patient ID Re-attending within 3 months - Children	20	644	3.1%	12.2%	12.3%	11.8%
% of FP17s for the same patient ID Re-attending within 3 months - Adults	97	1,166	8.3%	16.0%	15.8%	15.6%
% of FP17s for the same patient ID Re-attending between 3 & 9 months - Children	241	644	37.4%	58.0%	60.1%	58.8%
% of FP17s for the same patient ID Re-attending between 3 & 9 months - Adults	402	1,166	34.5%	51.3%	53.3%	51.0%
% of FP17s for Band 1 Urgent Courses	133	1,765	7.5%	10.1%	9.0%	9.0%
% of FP17s Relating to Free Repair or Replacements	5	1,765	0.3%	0.8%	1.0%	0.8%
% of FP17s Relating to Continuations	6	1,765	0.3%	0.9%	1.0%	0.9%
% of Patients satisfied with the dentistry they have received	1	1	N/A	95.3%	93.8%	93.2%
% of Patients satisfied with the time they had to wait for an appointment	1	1	N/A	89.3%	89.4%	88.3%

* This is based on patients treated on this contract for their most recent course of treatment. Figures in italics indicate the base number of FP17s or Patient Questionnaire responses are less than 100. N/A is shown where the base number of responses is less than 10 during the period. % is calculated as Quantity/Base number*100

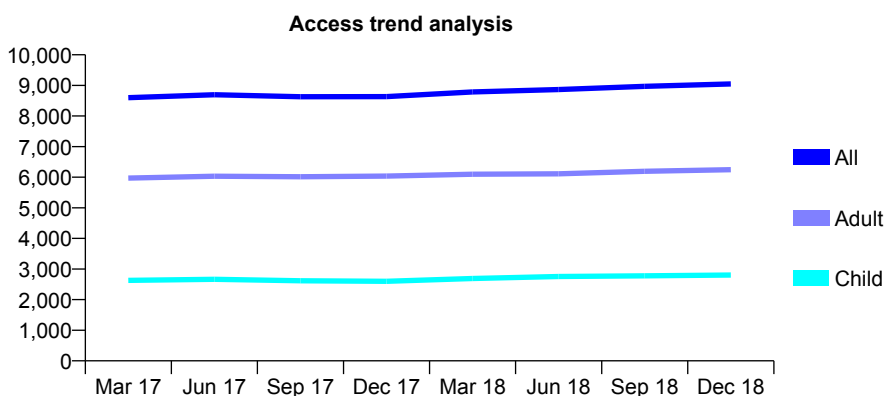
Q46 - Vital Signs At a Glance Contract Report for 192007/0001 - December 2018

Name or company name	M60 Dental Care, Mrs D Doyle
Contract type name	GDS Contract
Purpose of contract	General
Contract start date	01/10/2014
Contract end date	

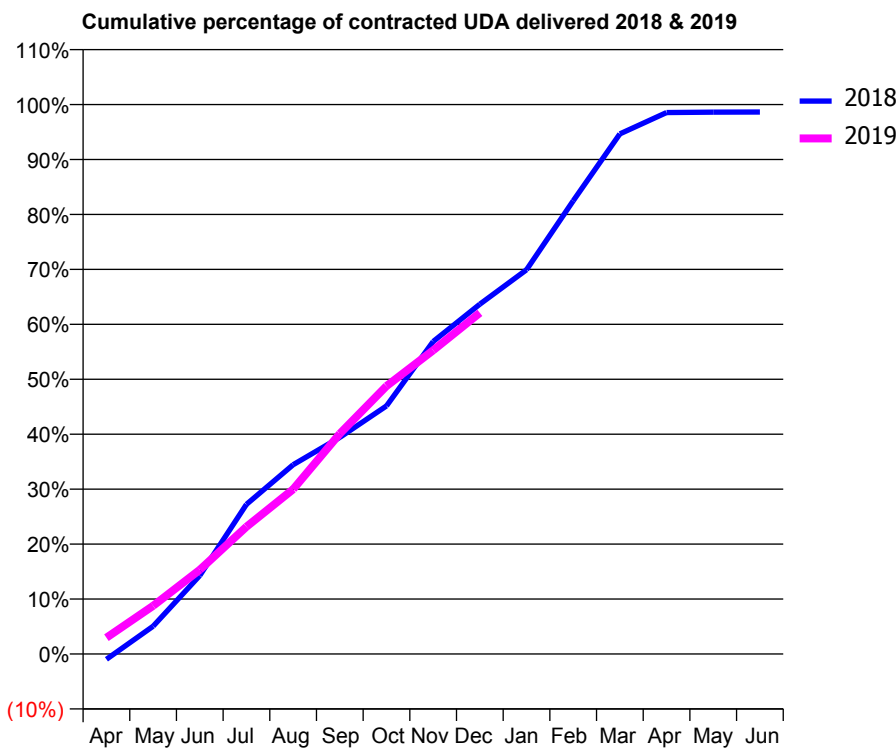
18/19 Contracted general activity (UDA)	24,397
Carry forward general activity (UDA)	335
18/19 Contracted orthodontic activity (UOA)	0
Carry forward orthodontic activity (UOA)	0
Baseline contract value	£675,869.67

ACCESS*

Patients seen in 24 months	Total	Change since previous quarter
Quarter ending December 2017	8,634	
Quarter ending March 2018	8,786	→
Quarter ending June 2018	8,866	→
Quarter ending September 2018	8,971	→
Quarter ending December 2018	9,050	→
Variance since December 2017	4.8%	↑



ACTIVITY



Month	Adjusted Scheduled Activity (UDA)	
	2018	2019
April	-241	728
May	1,233	2,142
June	3,481	3,738
July	6,648	5,651
August	8,402	7,317
September	9,618	9,781
October	11,013	11,895
November	13,874	13,483
December	15,533	15,145
January	17,057	
February	20,123	
March	23,093	
April	24,042	
May	24,059	
June	24,062	

QUALITY

	Quantity	Base Number	Contract	AT	Region	England
% of FP17s for the same patient ID Re-attending within 3 months - Children	247	2,836	8.7%	12.2%	12.3%	11.8%
% of FP17s for the same patient ID Re-attending within 3 months - Adults	879	5,641	15.6%	16.0%	15.8%	15.6%
% of FP17s for the same patient ID Re-attending between 3 & 9 months - Children	1,563	2,836	55.1%	58.0%	60.1%	58.8%
% of FP17s for the same patient ID Re-attending between 3 & 9 months - Adults	2,711	5,641	48.1%	51.3%	53.3%	51.0%
% of FP17s for Band 1 Urgent Courses	852	8,014	10.6%	10.1%	9.0%	9.0%
% of FP17s Relating to Free Repair or Replacements	86	8,014	1.1%	0.8%	1.0%	0.8%
% of FP17s Relating to Continuations	118	8,014	1.5%	0.9%	1.0%	0.9%
% of Patients satisfied with the dentistry they have received	8	8	N/A	95.3%	93.8%	93.2%
% of Patients satisfied with the time they had to wait for an appointment	8	8	N/A	89.3%	89.4%	88.3%

* This is based on patients treated on this contract for their most recent course of treatment. Figures in italics indicate the base number of FP17s or Patient Questionnaire responses are less than 100. N/A is shown where the base number of responses is less than 10 during the period. % is calculated as Quantity/Base number*100

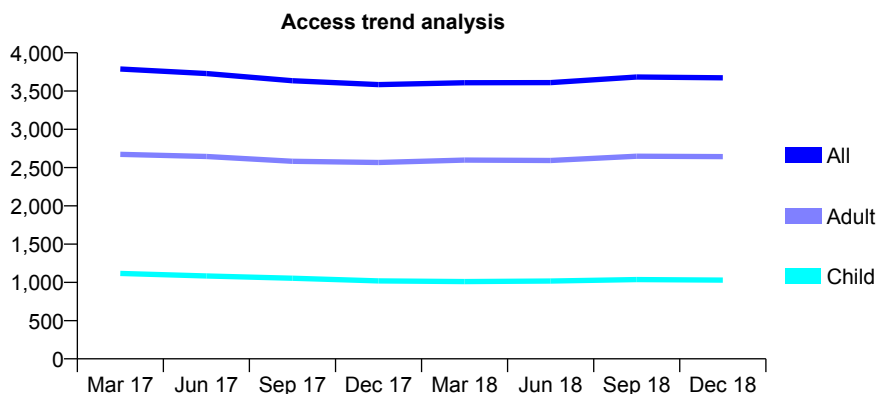
Q46 - Vital Signs At a Glance Contract Report for 193453/0001 - December 2018

Name or company name	ICS Dental Ltd
Contract type name	GDS Contract
Purpose of contract	General
Contract start date	01/12/2013
Contract end date	

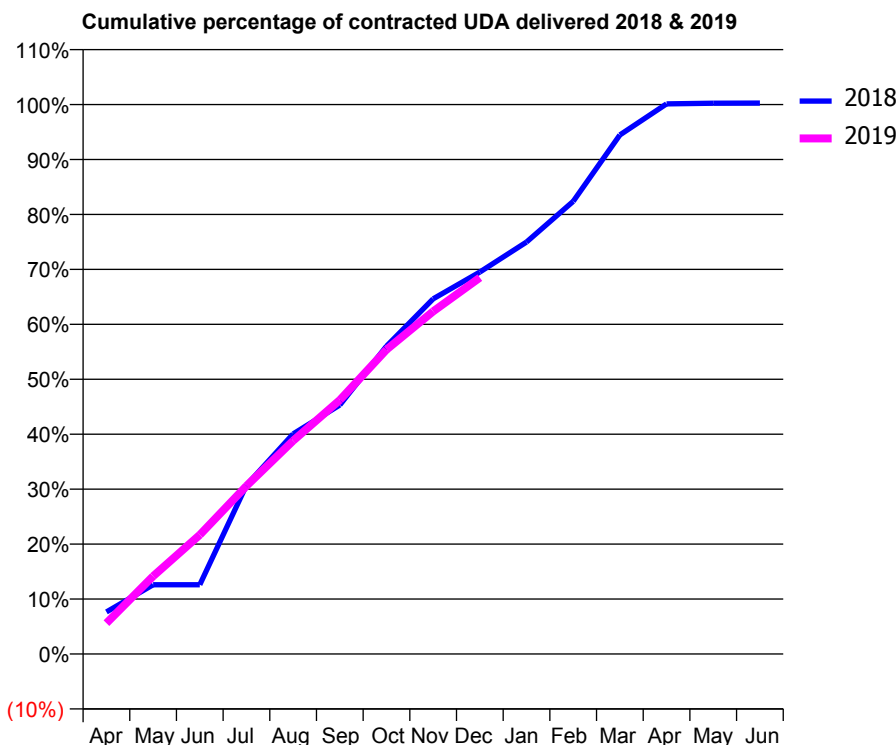
18/19 Contracted general activity (UDA)	8,000
Carry forward general activity (UDA)	-21
18/19 Contracted orthodontic activity (UOA)	0
Carry forward orthodontic activity (UOA)	0
Baseline contract value	£227,620.37

ACCESS*

Patients seen in 24 months	Total	Change since previous quarter
Quarter ending December 2017	3,584	
Quarter ending March 2018	3,608	→
Quarter ending June 2018	3,610	→
Quarter ending September 2018	3,684	↑
Quarter ending December 2018	3,673	→
Variance since December 2017	2.5%	↑



ACTIVITY



Month	Adjusted Scheduled Activity (UDA)	
	2018	2019
April	612	449
May	1,008	1,133
June	1,008	1,735
July	2,459	2,447
August	3,205	3,105
September	3,625	3,696
October	4,482	4,431
November	5,171	4,988
December	5,561	5,479
January	5,997	
February	6,589	
March	7,558	
April	8,008	
May	8,019	
June	8,021	

QUALITY

	Quantity	Base Number	Contract	AT	Region	England
% of FP17s for the same patient ID Re-attending within 3 months - Children	93	1,266	7.3%	12.2%	12.3%	11.8%
% of FP17s for the same patient ID Re-attending within 3 months - Adults	297	2,647	11.2%	16.0%	15.8%	15.6%
% of FP17s for the same patient ID Re-attending between 3 & 9 months - Children	908	1,266	71.7%	58.0%	60.1%	58.8%
% of FP17s for the same patient ID Re-attending between 3 & 9 months - Adults	1,295	2,647	48.9%	51.3%	53.3%	51.0%
% of FP17s for Band 1 Urgent Courses	308	3,233	9.5%	10.1%	9.0%	9.0%
% of FP17s Relating to Free Repair or Replacements	14	3,233	0.4%	0.8%	1.0%	0.8%
% of FP17s Relating to Continuations	10	3,233	0.3%	0.9%	1.0%	0.9%
% of Patients satisfied with the dentistry they have received	2	3	N/A	95.3%	93.8%	93.2%
% of Patients satisfied with the time they had to wait for an appointment	1	3	N/A	89.3%	89.4%	88.3%

* This is based on patients treated on this contract for their most recent course of treatment. Figures in italics indicate the base number of FP17s or Patient Questionnaire responses are less than 100. N/A is shown where the base number of responses is less than 10 during the period. % is calculated as Quantity/Base number*100

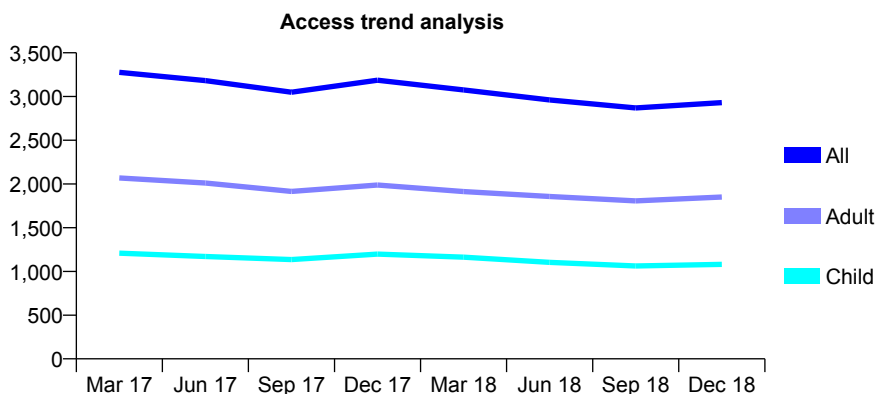
Q46 - Vital Signs At a Glance Contract Report for 194093/0001 - December 2018

Name or company name	Ravat and Ray Dental Care (Fitton Hill) Ltd
Contract type name	GDS Contract
Purpose of contract	General
Contract start date	01/10/2013
Contract end date	

18/19 Contracted general activity (UDA)	10,000
Carry forward general activity (UDA)	84
18/19 Contracted orthodontic activity (UOA)	0
Carry forward orthodontic activity (UOA)	0
Baseline contract value	£308,823.20

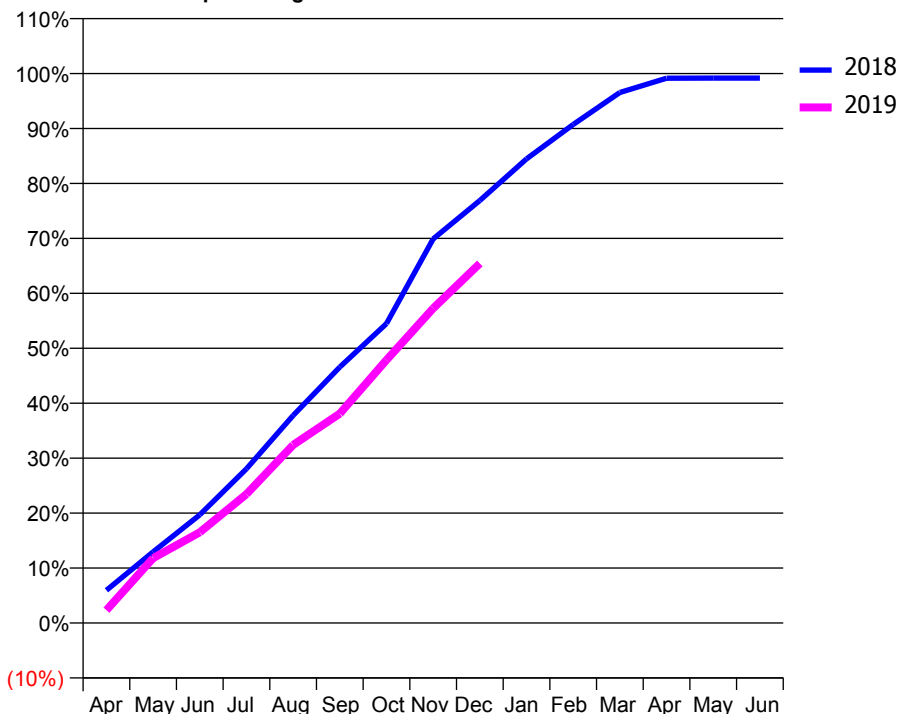
ACCESS*

Patients seen in 24 months	Total	Change since previous quarter
Quarter ending December 2017	3,186	
Quarter ending March 2018	3,076	↓
Quarter ending June 2018	2,961	↓
Quarter ending September 2018	2,869	↓
Quarter ending December 2018	2,930	↑
Variance since December 2017	(8.0%)	↓



ACTIVITY

Cumulative percentage of contracted UDA delivered 2018 & 2019



Month	Adjusted Scheduled Activity (UDA)	
	2018	2019
April	596	233
May	1,296	1,181
June	1,969	1,651
July	2,807	2,344
August	3,777	3,240
September	4,659	3,811
October	5,450	4,787
November	6,989	5,726
December	7,689	6,544
January	8,446	
February	9,072	
March	9,654	
April	9,915	
May	9,916	
June	9,916	

QUALITY

	Quantity	Base Number	Contract	AT	Region	England
% of FP17s for the same patient ID Re-attending within 3 months - Children	118	1,517	7.8%	12.2%	12.3%	11.8%
% of FP17s for the same patient ID Re-attending within 3 months - Adults	269	2,132	12.6%	16.0%	15.8%	15.6%
% of FP17s for the same patient ID Re-attending between 3 & 9 months - Children	978	1,517	64.5%	58.0%	60.1%	58.8%
% of FP17s for the same patient ID Re-attending between 3 & 9 months - Adults	1,272	2,132	59.7%	51.3%	53.3%	51.0%
% of FP17s for Band 1 Urgent Courses	241	3,543	6.8%	10.1%	9.0%	9.0%
% of FP17s Relating to Free Repair or Replacements	23	3,543	0.6%	0.8%	1.0%	0.8%
% of FP17s Relating to Continuations	6	3,543	0.2%	0.9%	1.0%	0.9%
% of Patients satisfied with the dentistry they have received	1	2	N/A	95.3%	93.8%	93.2%
% of Patients satisfied with the time they had to wait for an appointment	2	2	N/A	89.3%	89.4%	88.3%

* This is based on patients treated on this contract for their most recent course of treatment. Figures in italics indicate the base number of FP17s or Patient Questionnaire responses are less than 100. N/A is shown where the base number of responses is less than 10 during the period. % is calculated as Quantity/Base number*100

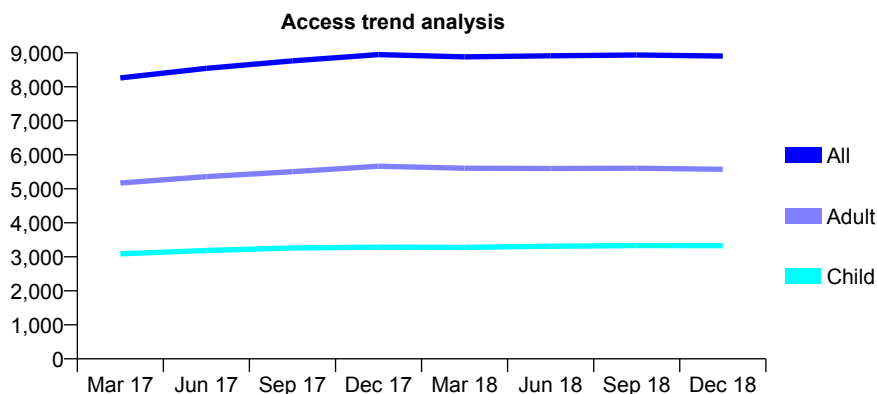
Q46 - Vital Signs At a Glance Contract Report for 194875/0001 - December 2018

Name or company name	Park House Dental Practice
Contract type name	GDS Contract
Purpose of contract	General
Contract start date	01/09/2012
Contract end date	

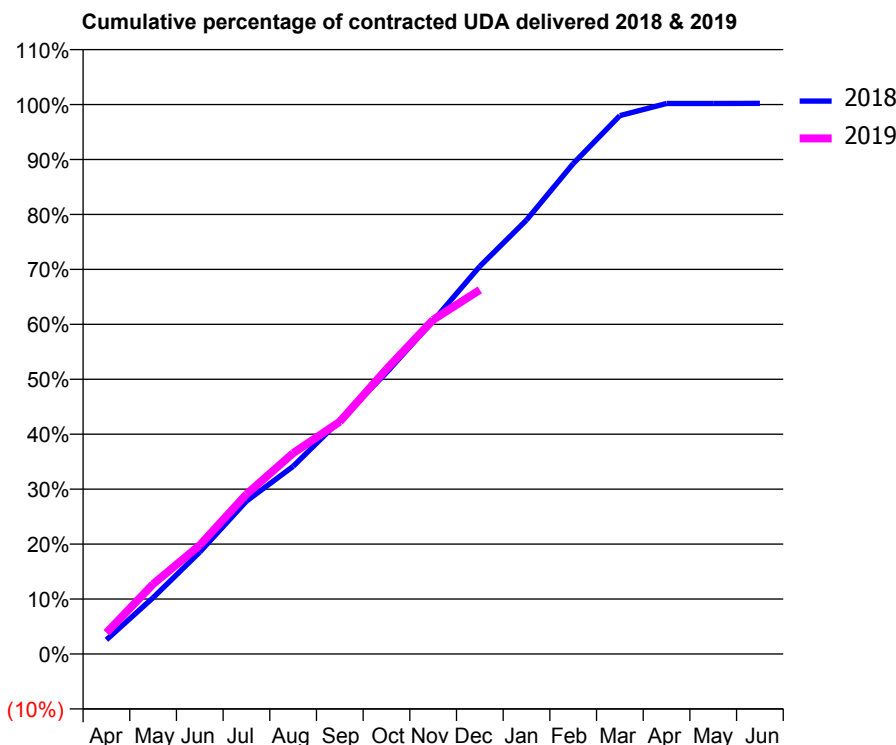
18/19 Contracted general activity (UDA)	24,208
Carry forward general activity (UDA)	-53
18/19 Contracted orthodontic activity (UOA)	0
Carry forward orthodontic activity (UOA)	0
Baseline contract value	£737,811.28

ACCESS*

Patients seen in 24 months	Total	Change since previous quarter
Quarter ending December 2017	8,949	
Quarter ending March 2018	8,881	→
Quarter ending June 2018	8,912	→
Quarter ending September 2018	8,937	→
Quarter ending December 2018	8,902	→
Variance since December 2017	(0.5%)	→



ACTIVITY



Month	Adjusted Scheduled Activity (UDA)	
	2018	2019
April	626	937
May	2,484	3,080
June	4,493	4,794
July	6,736	7,039
August	8,268	8,850
September	10,293	10,237
October	12,400	12,553
November	14,676	14,725
December	17,078	16,039
January	19,121	
February	21,605	
March	23,721	
April	24,254	
May	24,255	
June	24,261	

QUALITY

	Quantity	Base Number	Contract	AT	Region	England
% of FP17s for the same patient ID Re-attending within 3 months - Children	349	3,209	10.9%	12.2%	12.3%	11.8%
% of FP17s for the same patient ID Re-attending within 3 months - Adults	912	4,650	19.6%	16.0%	15.8%	15.6%
% of FP17s for the same patient ID Re-attending between 3 & 9 months - Children	1,733	3,209	54.0%	58.0%	60.1%	58.8%
% of FP17s for the same patient ID Re-attending between 3 & 9 months - Adults	1,748	4,650	37.6%	51.3%	53.3%	51.0%
% of FP17s for Band 1 Urgent Courses	1,077	7,588	14.2%	10.1%	9.0%	9.0%
% of FP17s Relating to Free Repair or Replacements	43	7,588	0.6%	0.8%	1.0%	0.8%
% of FP17s Relating to Continuations	79	7,588	1.0%	0.9%	1.0%	0.9%
% of Patients satisfied with the dentistry they have received	1	1	N/A	95.3%	93.8%	93.2%
% of Patients satisfied with the time they had to wait for an appointment	1	1	N/A	89.3%	89.4%	88.3%

* This is based on patients treated on this contract for their most recent course of treatment. Figures in italics indicate the base number of FP17s or Patient Questionnaire responses are less than 100. N/A is shown where the base number of responses is less than 10 during the period. % is calculated as Quantity/Base number*100

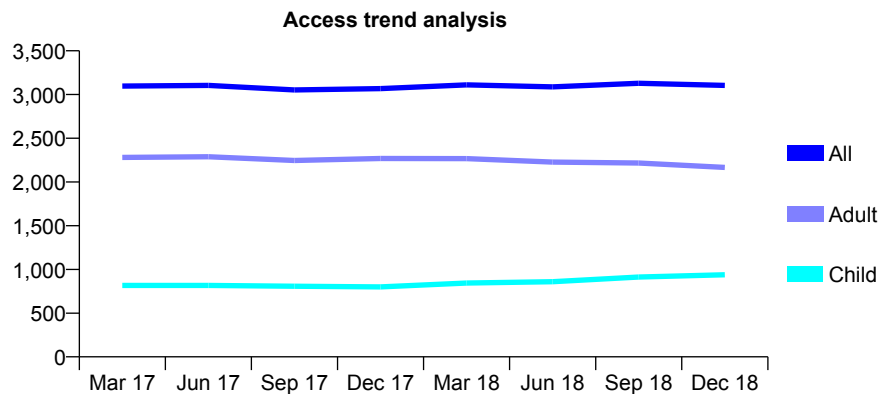
Q46 - Vital Signs At a Glance Contract Report for 194964/0001 - December 2018

Name or company name	Atherton Dental Centre
Contract type name	GDS Contract
Purpose of contract	General
Contract start date	01/11/2013
Contract end date	

18/19 Contracted general activity (UDA)	8,583
Carry forward general activity (UDA)	-61
18/19 Contracted orthodontic activity (UOA)	0
Carry forward orthodontic activity (UOA)	0
Baseline contract value	£252,796.54

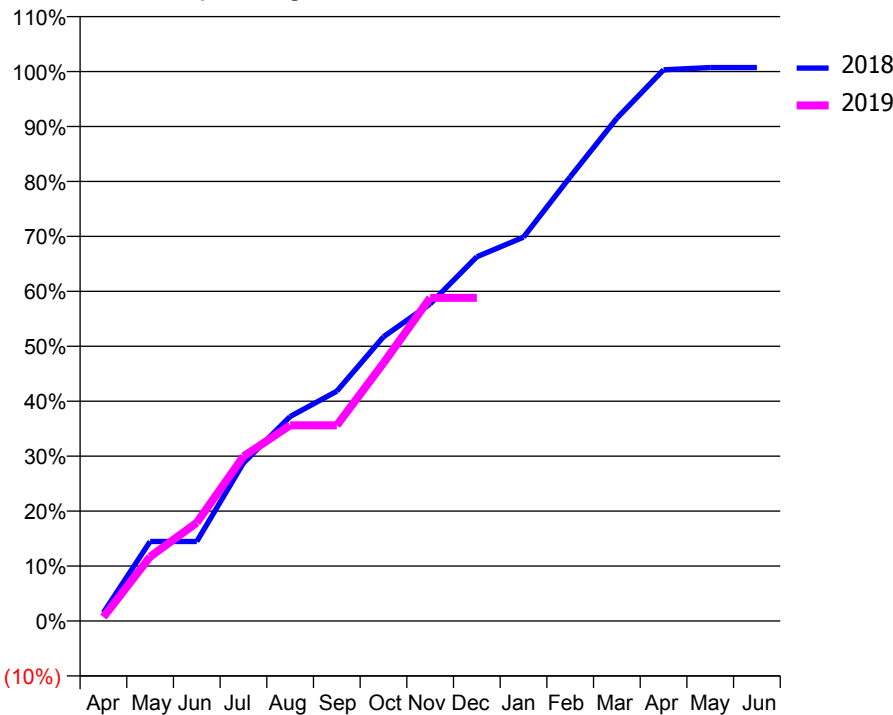
ACCESS*

Patients seen in 24 months	Total	Change since previous quarter
Quarter ending December 2017	3,068	
Quarter ending March 2018	3,111	→
Quarter ending June 2018	3,087	→
Quarter ending September 2018	3,129	→
Quarter ending December 2018	3,105	→
Variance since December 2017	1.2%	→



ACTIVITY

Cumulative percentage of contracted UDA delivered 2018 & 2019



Month	Adjusted Scheduled Activity (UDA)	
	2018	2019
April	132	61
May	1,242	1,004
June	1,242	1,535
July	2,469	2,571
August	3,194	3,056
September	3,590	3,056
October	4,439	4,029
November	4,955	5,049
December	5,689	5,049
January	5,995	
February	6,937	
March	7,852	
April	8,610	
May	8,644	
June	8,644	

QUALITY

	Quantity	Base Number	Contract	AT	Region	England
% of FP17s for the same patient ID Re-attending within 3 months - Children	87	930	9.4%	12.2%	12.3%	11.8%
% of FP17s for the same patient ID Re-attending within 3 months - Adults	253	1,788	14.1%	16.0%	15.8%	15.6%
% of FP17s for the same patient ID Re-attending between 3 & 9 months - Children	432	930	46.5%	58.0%	60.1%	58.8%
% of FP17s for the same patient ID Re-attending between 3 & 9 months - Adults	743	1,788	41.6%	51.3%	53.3%	51.0%
% of FP17s for Band 1 Urgent Courses	471	2,377	19.8%	10.1%	9.0%	9.0%
% of FP17s Relating to Free Repair or Replacements	9	2,377	0.4%	0.8%	1.0%	0.8%
% of FP17s Relating to Continuations	13	2,377	0.5%	0.9%	1.0%	0.9%
% of Patients satisfied with the dentistry they have received	0	0	N/A	95.3%	93.8%	93.2%
% of Patients satisfied with the time they had to wait for an appointment	0	0	N/A	89.3%	89.4%	88.3%

* This is based on patients treated on this contract for their most recent course of treatment. Figures in italics indicate the base number of FP17s or Patient Questionnaire responses are less than 100. N/A is shown where the base number of responses is less than 10 during the period. % is calculated as Quantity/Base number*100

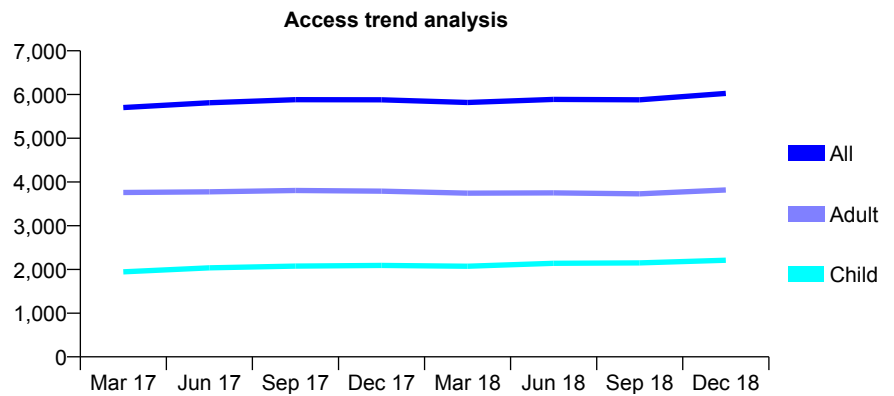
Q46 - Vital Signs At a Glance Contract Report for 195839/0004 - December 2018

Name or company name	Derby St Dentist Ltd
Contract type name	GDS Contract
Purpose of contract	General
Contract start date	01/07/2013
Contract end date	

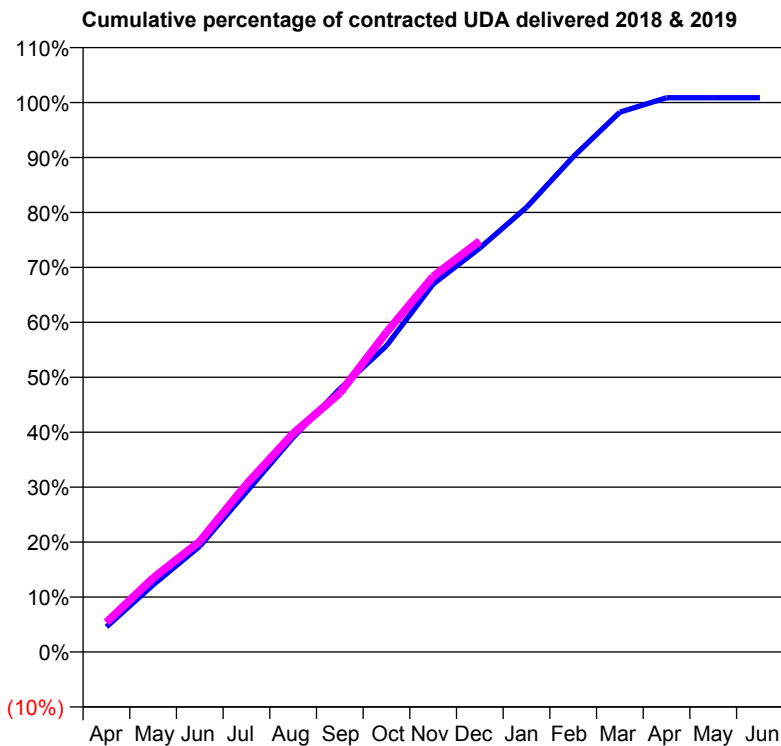
18/19 Contracted general activity (UDA)	18,033
Carry forward general activity (UDA)	-155
18/19 Contracted orthodontic activity (UOA)	0
Carry forward orthodontic activity (UOA)	0
Baseline contract value	£473,028.63

ACCESS*

Patients seen in 24 months	Total	Change since previous quarter
Quarter ending December 2017	5,880	
Quarter ending March 2018	5,817	↓
Quarter ending June 2018	5,888	→
Quarter ending September 2018	5,880	→
Quarter ending December 2018	6,025	↑
Variance since December 2017	2.5%	↑



ACTIVITY



Month	Adjusted Scheduled Activity (UDA)	
	2018	2019
April	825	972
May	2,202	2,431
June	3,473	3,630
July	5,260	5,506
August	7,042	7,169
September	8,635	8,496
October	10,050	10,493
November	12,076	12,326
December	13,259	13,487
January	14,591	
February	16,249	
March	17,715	
April	18,188	
May	18,188	
June	18,188	

QUALITY

	Quantity	Base Number	Contract	AT	Region	England
% of FP17s for the same patient ID Re-attending within 3 months - Children	98	2,839	3.5%	12.2%	12.3%	11.8%
% of FP17s for the same patient ID Re-attending within 3 months - Adults	278	4,214	6.6%	16.0%	15.8%	15.6%
% of FP17s for the same patient ID Re-attending between 3 & 9 months - Children	2,066	2,839	72.8%	58.0%	60.1%	58.8%
% of FP17s for the same patient ID Re-attending between 3 & 9 months - Adults	2,741	4,214	65.0%	51.3%	53.3%	51.0%
% of FP17s for Band 1 Urgent Courses	332	6,813	4.9%	10.1%	9.0%	9.0%
% of FP17s Relating to Free Repair or Replacements	15	6,813	0.2%	0.8%	1.0%	0.8%
% of FP17s Relating to Continuations	24	6,813	0.4%	0.9%	1.0%	0.9%
% of Patients satisfied with the dentistry they have received	1	1	N/A	95.3%	93.8%	93.2%
% of Patients satisfied with the time they had to wait for an appointment	1	1	N/A	89.3%	89.4%	88.3%

* This is based on patients treated on this contract for their most recent course of treatment. Figures in italics indicate the base number of FP17s or Patient Questionnaire responses are less than 100. N/A is shown where the base number of responses is less than 10 during the period. % is calculated as Quantity/Base number*100

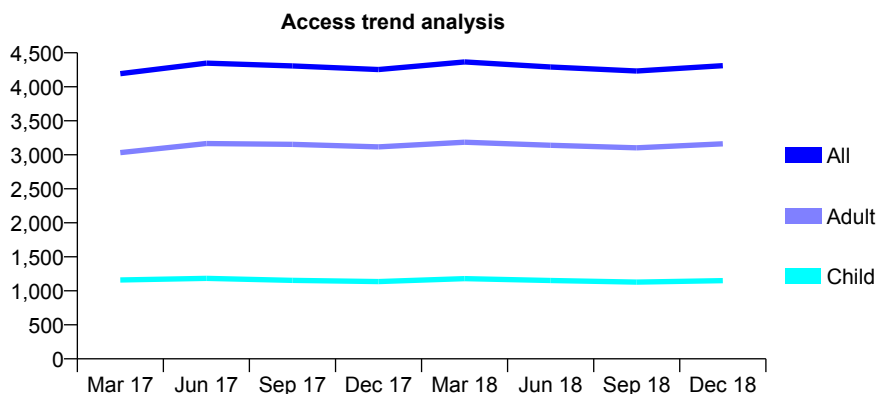
Q46 - Vital Signs At a Glance Contract Report for 197858/0001 - December 2018

Name or company name	Ram Dental Ltd
Contract type name	GDS Contract
Purpose of contract	General
Contract start date	01/07/2015
Contract end date	

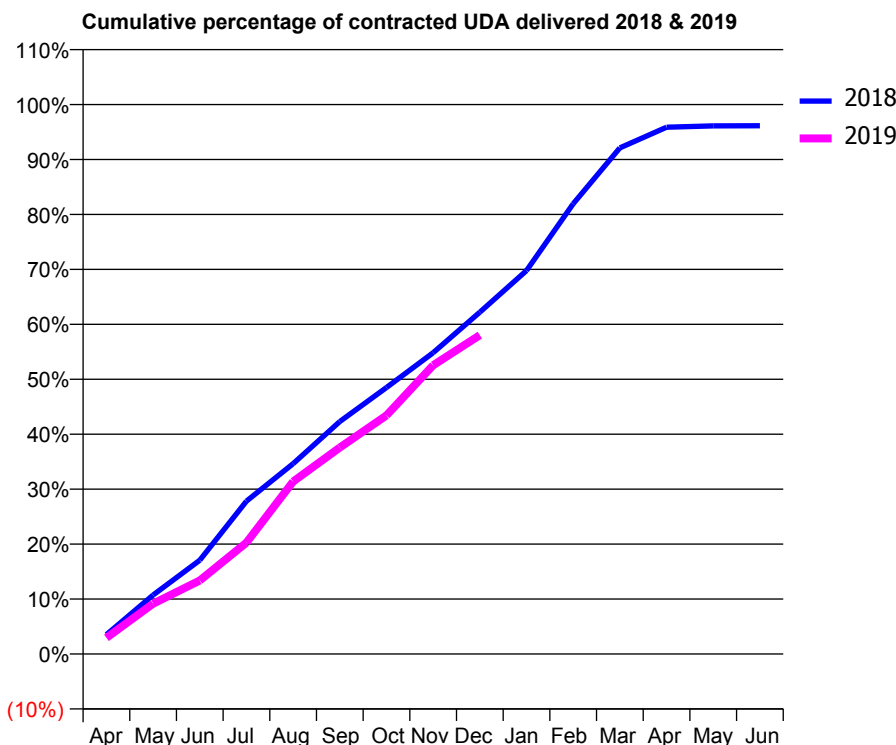
18/19 Contracted general activity (UDA)	15,554
Carry forward general activity (UDA)	0
18/19 Contracted orthodontic activity (UOA)	0
Carry forward orthodontic activity (UOA)	0
Baseline contract value	£486,554.91

ACCESS*

Patients seen in 24 months	Total	Change since previous quarter
Quarter ending December 2017	4,254	
Quarter ending March 2018	4,365	↑
Quarter ending June 2018	4,292	↓
Quarter ending September 2018	4,232	↓
Quarter ending December 2018	4,311	→
Variance since December 2017	1.3%	→



ACTIVITY



Month	Adjusted Scheduled Activity (UDA)	
	2018	2019
April	547	457
May	1,671	1,425
June	2,654	2,083
July	4,328	3,152
August	5,389	4,883
September	6,582	5,847
October	7,542	6,754
November	8,530	8,172
December	9,675	9,028
January	10,855	
February	12,745	
March	14,325	
April	14,910	
May	14,949	
June	14,952	

QUALITY

	Quantity	Base Number	Contract	AT	Region	England
% of FP17s for the same patient ID Re-attending within 3 months - Children	79	1,317	6.0%	12.2%	12.3%	11.8%
% of FP17s for the same patient ID Re-attending within 3 months - Adults	551	3,280	16.8%	16.0%	15.8%	15.6%
% of FP17s for the same patient ID Re-attending between 3 & 9 months - Children	961	1,317	73.0%	58.0%	60.1%	58.8%
% of FP17s for the same patient ID Re-attending between 3 & 9 months - Adults	1,839	3,280	56.1%	51.3%	53.3%	51.0%
% of FP17s for Band 1 Urgent Courses	511	4,334	11.8%	10.1%	9.0%	9.0%
% of FP17s Relating to Free Repair or Replacements	24	4,334	0.6%	0.8%	1.0%	0.8%
% of FP17s Relating to Continuations	43	4,334	1.0%	0.9%	1.0%	0.9%
% of Patients satisfied with the dentistry they have received	1	1	N/A	95.3%	93.8%	93.2%
% of Patients satisfied with the time they had to wait for an appointment	1	1	N/A	89.3%	89.4%	88.3%

* This is based on patients treated on this contract for their most recent course of treatment. Figures in italics indicate the base number of FP17s or Patient Questionnaire responses are less than 100. N/A is shown where the base number of responses is less than 10 during the period. % is calculated as Quantity/Base number*100

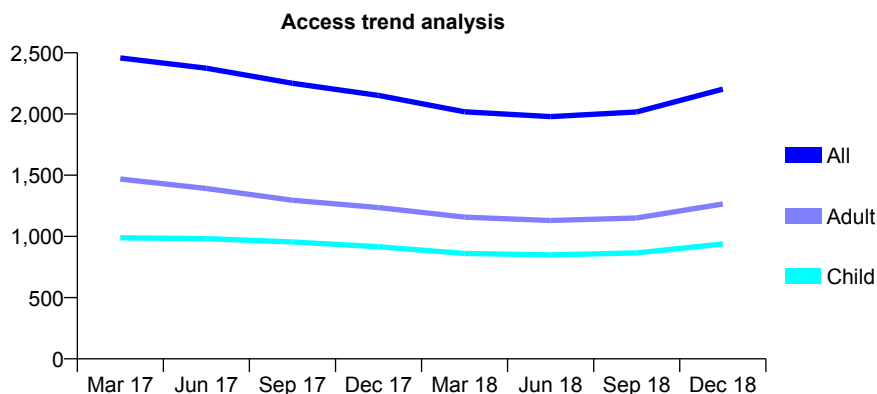
Q46 - Vital Signs At a Glance Contract Report for 198129/0001 - December 2018

Name or company name	Synergy Dental Clinic Bolton Ltd
Contract type name	GDS Contract
Purpose of contract	General
Contract start date	01/09/2013
Contract end date	

18/19 Contracted general activity (UDA)	5,890
Carry forward general activity (UDA)	-118
18/19 Contracted orthodontic activity (UOA)	0
Carry forward orthodontic activity (UOA)	0
Baseline contract value	£148,609.60

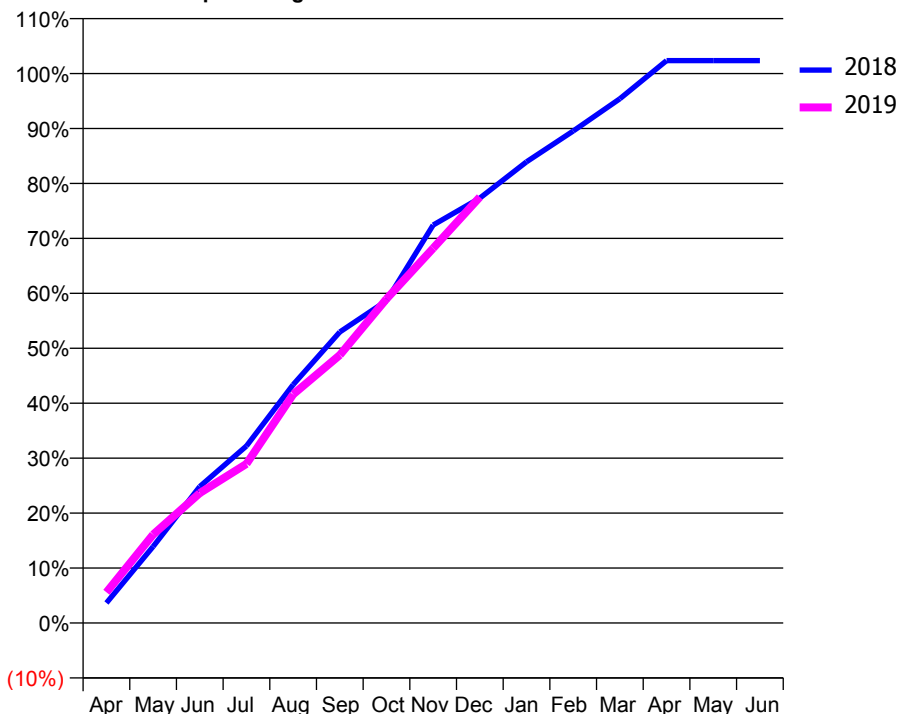
ACCESS*

Patients seen in 24 months	Total	Change since previous quarter
Quarter ending December 2017	2,152	
Quarter ending March 2018	2,018	↓
Quarter ending June 2018	1,979	↓
Quarter ending September 2018	2,017	→
Quarter ending December 2018	2,203	↑
Variance since December 2017	2.4%	↑



ACTIVITY

Cumulative percentage of contracted UDA delivered 2018 & 2019



Adjusted Scheduled Activity (UDA)		
Month	2018	2019
April	215	330
May	820	949
June	1,462	1,392
July	1,898	1,705
August	2,555	2,450
September	3,120	2,872
October	3,454	3,474
November	4,266	4,018
December	4,555	4,566
January	4,943	
February	5,273	
March	5,619	
April	6,028	
May	6,028	
June	6,028	

QUALITY

	Quantity	Base Number	Contract	AT	Region	England
% of FP17s for the same patient ID Re-attending within 3 months - Children	41	1,010	4.1%	12.2%	12.3%	11.8%
% of FP17s for the same patient ID Re-attending within 3 months - Adults	78	1,146	6.8%	16.0%	15.8%	15.6%
% of FP17s for the same patient ID Re-attending between 3 & 9 months - Children	551	1,010	54.6%	58.0%	60.1%	58.8%
% of FP17s for the same patient ID Re-attending between 3 & 9 months - Adults	506	1,146	44.2%	51.3%	53.3%	51.0%
% of FP17s for Band 1 Urgent Courses	92	2,048	4.5%	10.1%	9.0%	9.0%
% of FP17s Relating to Free Repair or Replacements	1	2,048	0.0%	0.8%	1.0%	0.8%
% of FP17s Relating to Continuations	0	2,048	0.0%	0.9%	1.0%	0.9%
% of Patients satisfied with the dentistry they have received	0	0	N/A	95.3%	93.8%	93.2%
% of Patients satisfied with the time they had to wait for an appointment	0	0	N/A	89.3%	89.4%	88.3%

* This is based on patients treated on this contract for their most recent course of treatment. Figures in italics indicate the base number of FP17s or Patient Questionnaire responses are less than 100. N/A is shown where the base number of responses is less than 10 during the period. % is calculated as Quantity/Base number*100

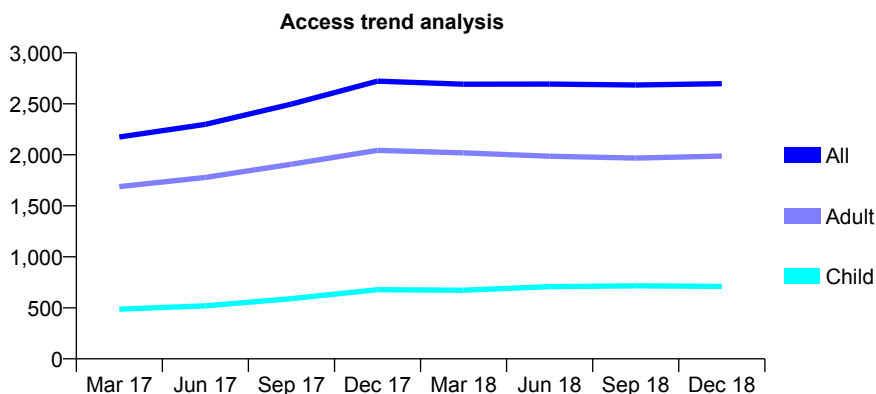
Q46 - Vital Signs At a Glance Contract Report for 198315/0001 - December 2018

Name or company name	Mrs S Riaz
Contract type name	GDS Contract
Purpose of contract	General
Contract start date	18/01/2016
Contract end date	

18/19 Contracted general activity (UDA)	7,201
Carry forward general activity (UDA)	-77
18/19 Contracted orthodontic activity (UOA)	0
Carry forward orthodontic activity (UOA)	0
Baseline contract value	£198,545.86

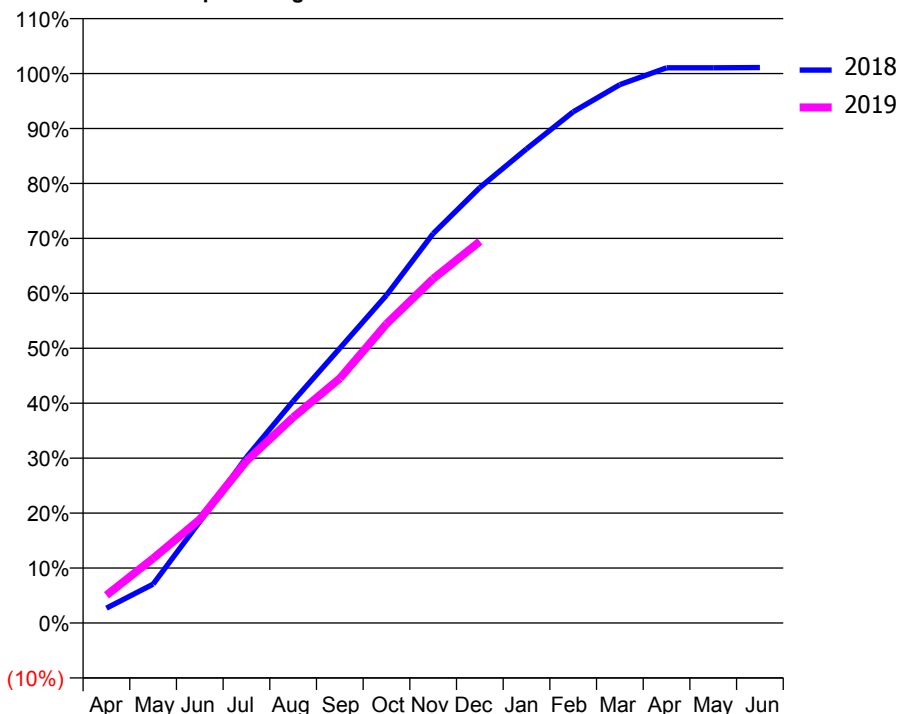
ACCESS*

Patients seen in 24 months	Total	Change since previous quarter
Quarter ending December 2017	2,722	
Quarter ending March 2018	2,692	↓
Quarter ending June 2018	2,694	→
Quarter ending September 2018	2,684	→
Quarter ending December 2018	2,697	→
Variance since December 2017	(0.9%)	→



ACTIVITY

Cumulative percentage of contracted UDA delivered 2018 & 2019



Month	Adjusted Scheduled Activity (UDA)	
	2018	2019
April	195	364
May	510	846
June	1,329	1,359
July	2,172	2,124
August	2,907	2,695
September	3,600	3,205
October	4,297	3,920
November	5,103	4,511
December	5,706	5,001
January	6,213	
February	6,699	
March	7,055	
April	7,275	
May	7,275	
June	7,278	

QUALITY

	Quantity	Base Number	Contract	AT	Region	England
% of FP17s for the same patient ID Re-attending within 3 months - Children	76	858	8.9%	12.2%	12.3%	11.8%
% of FP17s for the same patient ID Re-attending within 3 months - Adults	274	1,927	14.2%	16.0%	15.8%	15.6%
% of FP17s for the same patient ID Re-attending between 3 & 9 months - Children	529	858	61.7%	58.0%	60.1%	58.8%
% of FP17s for the same patient ID Re-attending between 3 & 9 months - Adults	801	1,927	41.6%	51.3%	53.3%	51.0%
% of FP17s for Band 1 Urgent Courses	131	2,674	4.9%	10.1%	9.0%	9.0%
% of FP17s Relating to Free Repair or Replacements	25	2,674	0.9%	0.8%	1.0%	0.8%
% of FP17s Relating to Continuations	21	2,674	0.8%	0.9%	1.0%	0.9%
% of Patients satisfied with the dentistry they have received	0	0	N/A	95.3%	93.8%	93.2%
% of Patients satisfied with the time they had to wait for an appointment	0	0	N/A	89.3%	89.4%	88.3%

* This is based on patients treated on this contract for their most recent course of treatment. Figures in italics indicate the base number of FP17s or Patient Questionnaire responses are less than 100. N/A is shown where the base number of responses is less than 10 during the period. % is calculated as Quantity/Base number*100

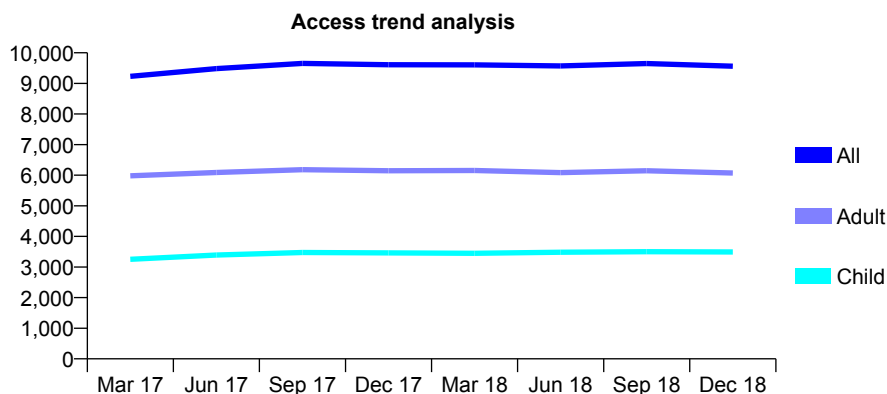
Q46 - Vital Signs At a Glance Contract Report for 198889/0001 - December 2018

Name or company name	Kings Dental Centre
Contract type name	GDS Contract
Purpose of contract	General
Contract start date	15/04/2014
Contract end date	

18/19 Contracted general activity (UDA)	24,916
Carry forward general activity (UDA)	-498
18/19 Contracted orthodontic activity (UOA)	0
Carry forward orthodontic activity (UOA)	0
Baseline contract value	£831,680.01

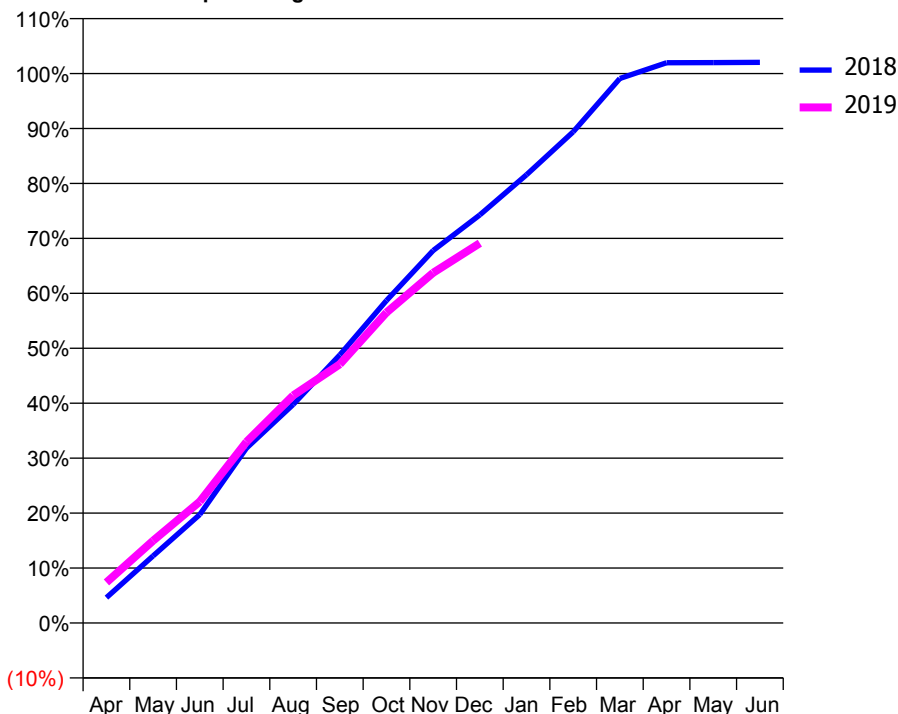
ACCESS*

Patients seen in 24 months	Total	Change since previous quarter
Quarter ending December 2017	9,611	
Quarter ending March 2018	9,604	→
Quarter ending June 2018	9,571	→
Quarter ending September 2018	9,650	→
Quarter ending December 2018	9,561	→
Variance since December 2017	(0.5%)	→



ACTIVITY

Cumulative percentage of contracted UDA delivered 2018 & 2019



Month	Adjusted Scheduled Activity (UDA)	
	2018	2019
April	1,155	1,842
May	3,042	3,731
June	4,918	5,507
July	7,930	8,215
August	9,906	10,317
September	12,155	11,732
October	14,621	14,079
November	16,891	15,882
December	18,506	17,226
January	20,322	
February	22,274	
March	24,689	
April	25,401	
May	25,412	
June	25,419	

QUALITY

	Quantity	Base Number	Contract	AT	Region	England
% of FP17s for the same patient ID Re-attending within 3 months - Children	287	2,797	10.3%	12.2%	12.3%	11.8%
% of FP17s for the same patient ID Re-attending within 3 months - Adults	733	4,631	15.8%	16.0%	15.8%	15.6%
% of FP17s for the same patient ID Re-attending between 3 & 9 months - Children	1,136	2,797	40.6%	58.0%	60.1%	58.8%
% of FP17s for the same patient ID Re-attending between 3 & 9 months - Adults	1,780	4,631	38.4%	51.3%	53.3%	51.0%
% of FP17s for Band 1 Urgent Courses	884	7,139	12.4%	10.1%	9.0%	9.0%
% of FP17s Relating to Free Repair or Replacements	27	7,139	0.4%	0.8%	1.0%	0.8%
% of FP17s Relating to Continuations	27	7,139	0.4%	0.9%	1.0%	0.9%
% of Patients satisfied with the dentistry they have received	2	2	N/A	95.3%	93.8%	93.2%
% of Patients satisfied with the time they had to wait for an appointment	2	2	N/A	89.3%	89.4%	88.3%

* This is based on patients treated on this contract for their most recent course of treatment. Figures in italics indicate the base number of FP17s or Patient Questionnaire responses are less than 100. N/A is shown where the base number of responses is less than 10 during the period. % is calculated as Quantity/Base number*100

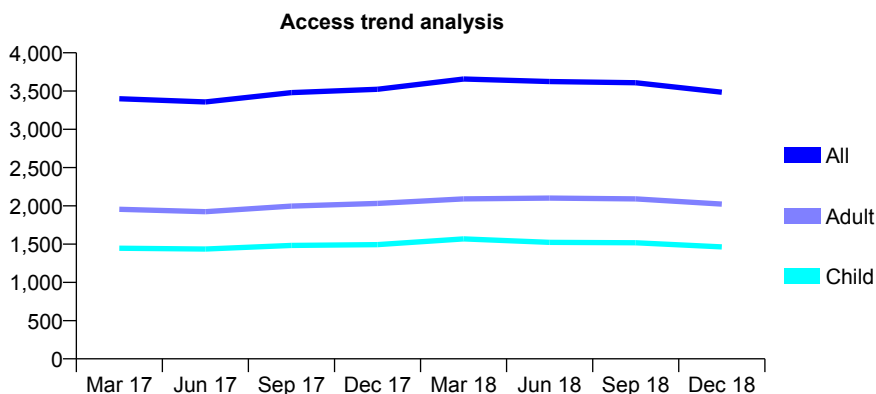
Q46 - Vital Signs At a Glance Contract Report for 199664/0001 - December 2018

Name or company name	Charlestown Dental Practice Ltd
Contract type name	GDS Contract
Purpose of contract	General
Contract start date	01/10/2010
Contract end date	

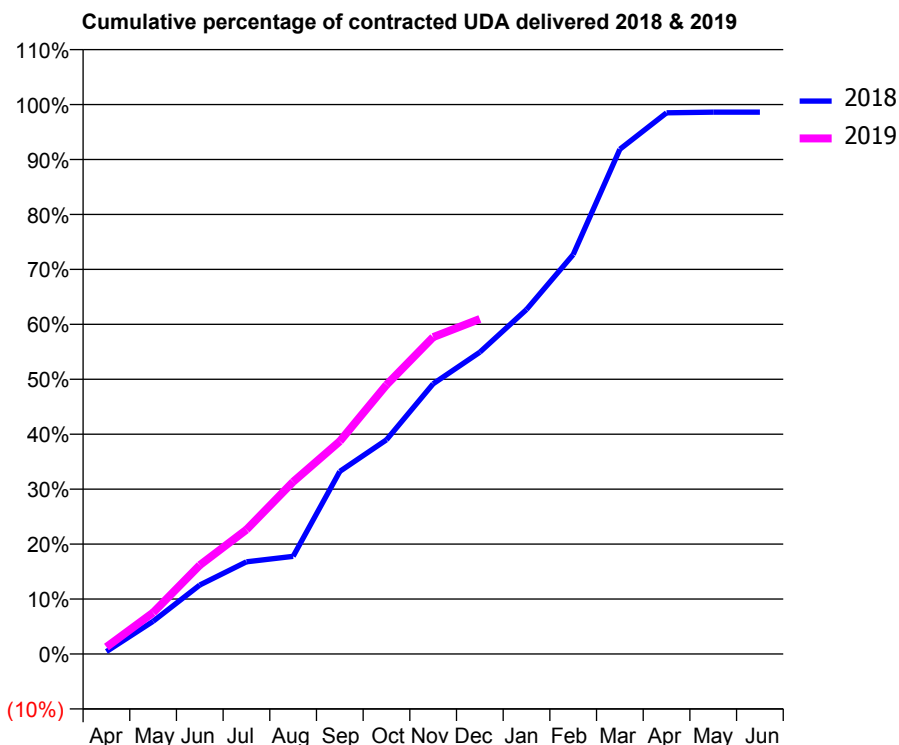
18/19 Contracted general activity (UDA)	10,000
Carry forward general activity (UDA)	138
18/19 Contracted orthodontic activity (UOA)	0
Carry forward orthodontic activity (UOA)	0
Baseline contract value	£284,206.55

ACCESS*

Patients seen in 24 months	Total	Change since previous quarter
Quarter ending December 2017	3,524	
Quarter ending March 2018	3,657	↑
Quarter ending June 2018	3,624	→
Quarter ending September 2018	3,608	→
Quarter ending December 2018	3,485	↓
Variance since December 2017	(1.1%)	↓



ACTIVITY



Month	Adjusted Scheduled Activity (UDA)	
	2018	2019
April	45	128
May	596	754
June	1,256	1,617
July	1,678	2,263
August	1,778	3,134
September	3,324	3,871
October	3,898	4,897
November	4,917	5,767
December	5,492	6,098
January	6,270	
February	7,270	
March	9,187	
April	9,850	
May	9,862	
June	9,862	

QUALITY

	Quantity	Base Number	Contract	AT	Region	England
% of FP17s for the same patient ID Re-attending within 3 months - Children	128	1,251	10.2%	12.2%	12.3%	11.8%
% of FP17s for the same patient ID Re-attending within 3 months - Adults	294	1,537	19.1%	16.0%	15.8%	15.6%
% of FP17s for the same patient ID Re-attending between 3 & 9 months - Children	698	1,251	55.8%	58.0%	60.1%	58.8%
% of FP17s for the same patient ID Re-attending between 3 & 9 months - Adults	538	1,537	35.0%	51.3%	53.3%	51.0%
% of FP17s for Band 1 Urgent Courses	443	2,236	19.8%	10.1%	9.0%	9.0%
% of FP17s Relating to Free Repair or Replacements	4	2,236	0.2%	0.8%	1.0%	0.8%
% of FP17s Relating to Continuations	6	2,236	0.3%	0.9%	1.0%	0.9%
% of Patients satisfied with the dentistry they have received	2	3	N/A	95.3%	93.8%	93.2%
% of Patients satisfied with the time they had to wait for an appointment	2	3	N/A	89.3%	89.4%	88.3%

* This is based on patients treated on this contract for their most recent course of treatment. Figures in italics indicate the base number of FP17s or Patient Questionnaire responses are less than 100. N/A is shown where the base number of responses is less than 10 during the period. % is calculated as Quantity/Base number*100

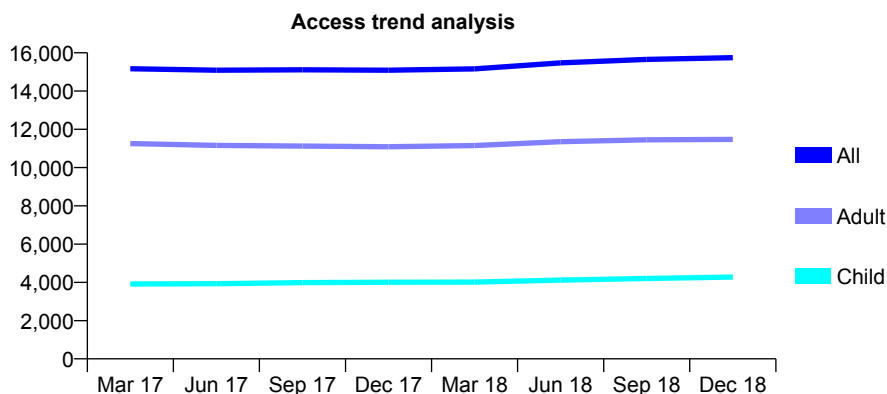
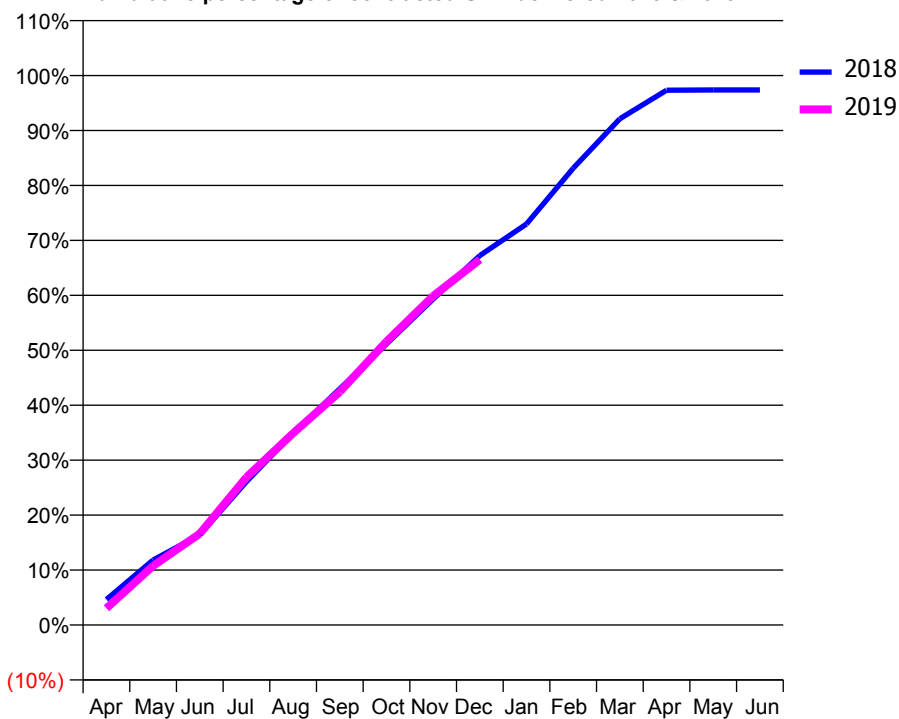
Q46 - Vital Signs At a Glance Contract Report for 199893/0001 - December 2018

Name or company name	Wallace, Thomas, Hobson & Emmett Ltd
Contract type name	GDS Contract
Purpose of contract	General
Contract start date	01/04/2008
Contract end date	

18/19 Contracted general activity (UDA)	43,279
Carry forward general activity (UDA)	358
18/19 Contracted orthodontic activity (UOA)	0
Carry forward orthodontic activity (UOA)	0
Baseline contract value	£1,464,979.28

ACCESS*

Patients seen in 24 months	Total	Change since previous quarter
Quarter ending December 2017	15,093	
Quarter ending March 2018	15,163	→
Quarter ending June 2018	15,473	↑
Quarter ending September 2018	15,653	→
Quarter ending December 2018	15,749	→
Variance since December 2017	4.3%	↑


ACTIVITY
Cumulative percentage of contracted UDA delivered 2018 & 2019


Month	Adjusted Scheduled Activity (UDA)	
	2018	2019
April	2,006	1,313
May	5,117	4,657
June	7,101	7,200
July	11,296	11,642
August	15,102	15,107
September	18,602	18,364
October	22,132	22,336
November	25,677	25,919
December	29,095	28,785
January	31,581	
February	35,972	
March	39,876	
April	42,122	
May	42,140	
June	42,142	

QUALITY

	Quantity	Base Number	Contract	AT	Region	England
% of FP17s for the same patient ID Re-attending within 3 months - Children	418	5,067	8.2%	12.2%	12.3%	11.8%
% of FP17s for the same patient ID Re-attending within 3 months - Adults	1,481	13,085	11.3%	16.0%	15.8%	15.6%
% of FP17s for the same patient ID Re-attending between 3 & 9 months - Children	3,079	5,067	60.8%	58.0%	60.1%	58.8%
% of FP17s for the same patient ID Re-attending between 3 & 9 months - Adults	7,636	13,085	58.4%	51.3%	53.3%	51.0%
% of FP17s for Band 1 Urgent Courses	1,544	17,065	9.0%	10.1%	9.0%	9.0%
% of FP17s Relating to Free Repair or Replacements	72	17,065	0.4%	0.8%	1.0%	0.8%
% of FP17s Relating to Continuations	31	17,065	0.2%	0.9%	1.0%	0.9%
% of Patients satisfied with the dentistry they have received	5	5	N/A	95.3%	93.8%	93.2%
% of Patients satisfied with the time they had to wait for an appointment	4	5	N/A	89.3%	89.4%	88.3%

* This is based on patients treated on this contract for their most recent course of treatment. Figures in italics indicate the base number of FP17s or Patient Questionnaire responses are less than 100. N/A is shown where the base number of responses is less than 10 during the period. % is calculated as Quantity/Base number*100

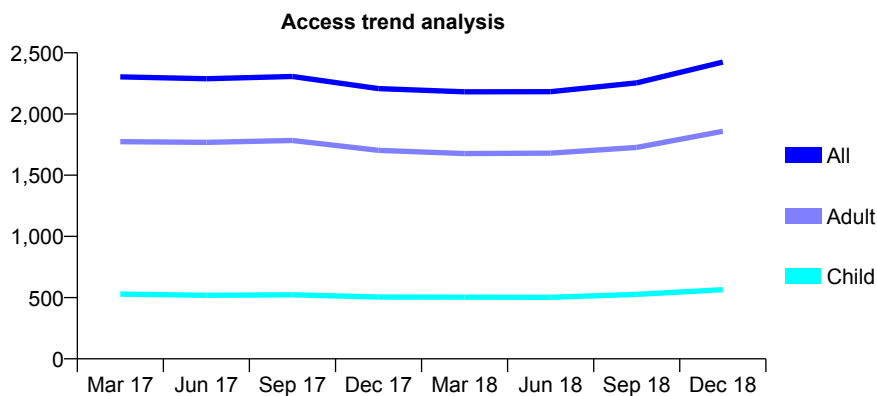
Q46 - Vital Signs At a Glance Contract Report for 213497/0001 - December 2018

Name or company name	Mr Viqar Ashraf
Contract type name	GDS Contract
Purpose of contract	General
Contract start date	01/04/2006
Contract end date	

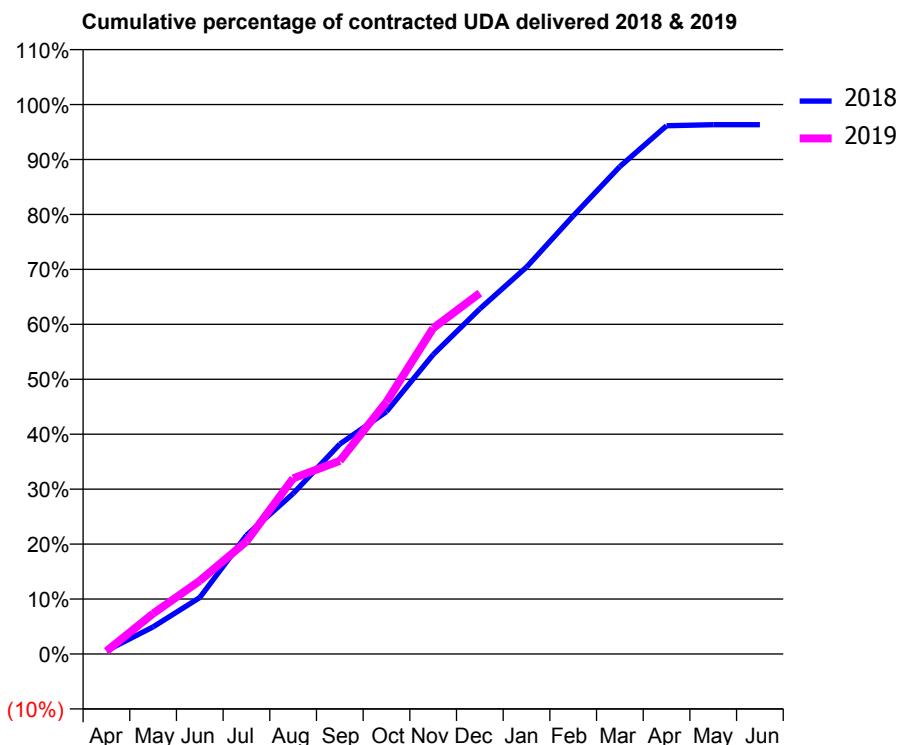
18/19 Contracted general activity (UDA)	8,800
Carry forward general activity (UDA)	0
18/19 Contracted orthodontic activity (UOA)	0
Carry forward orthodontic activity (UOA)	0
Baseline contract value	£233,430.11

ACCESS*

Patients seen in 24 months	Total	Change since previous quarter
Quarter ending December 2017	2,208	
Quarter ending March 2018	2,181	↓
Quarter ending June 2018	2,183	→
Quarter ending September 2018	2,254	↑
Quarter ending December 2018	2,424	↑
Variance since December 2017	9.8%	↑



ACTIVITY



Adjusted Scheduled Activity (UDA)		
Month	2018	2019
April	46	45
May	385	647
June	801	1,174
July	1,685	1,803
August	2,278	2,813
September	2,980	3,093
October	3,440	4,038
November	4,251	5,219
December	4,900	5,780
January	5,492	
February	6,220	
March	6,919	
April	7,499	
May	7,514	
June	7,514	

QUALITY

	Quantity	Base Number	Contract	AT	Region	England
% of FP17s for the same patient ID Re-attending within 3 months - Children	22	519	4.2%	12.2%	12.3%	11.8%
% of FP17s for the same patient ID Re-attending within 3 months - Adults	200	1,760	11.4%	16.0%	15.8%	15.6%
% of FP17s for the same patient ID Re-attending between 3 & 9 months - Children	231	519	44.5%	58.0%	60.1%	58.8%
% of FP17s for the same patient ID Re-attending between 3 & 9 months - Adults	904	1,760	51.4%	51.3%	53.3%	51.0%
% of FP17s for Band 1 Urgent Courses	82	2,108	3.9%	10.1%	9.0%	9.0%
% of FP17s Relating to Free Repair or Replacements	5	2,108	0.2%	0.8%	1.0%	0.8%
% of FP17s Relating to Continuations	36	2,108	1.7%	0.9%	1.0%	0.9%
% of Patients satisfied with the dentistry they have received	3	3	N/A	95.3%	93.8%	93.2%
% of Patients satisfied with the time they had to wait for an appointment	3	3	N/A	89.3%	89.4%	88.3%

* This is based on patients treated on this contract for their most recent course of treatment. Figures in italics indicate the base number of FP17s or Patient Questionnaire responses are less than 100. N/A is shown where the base number of responses is less than 10 during the period. % is calculated as Quantity/Base number*100

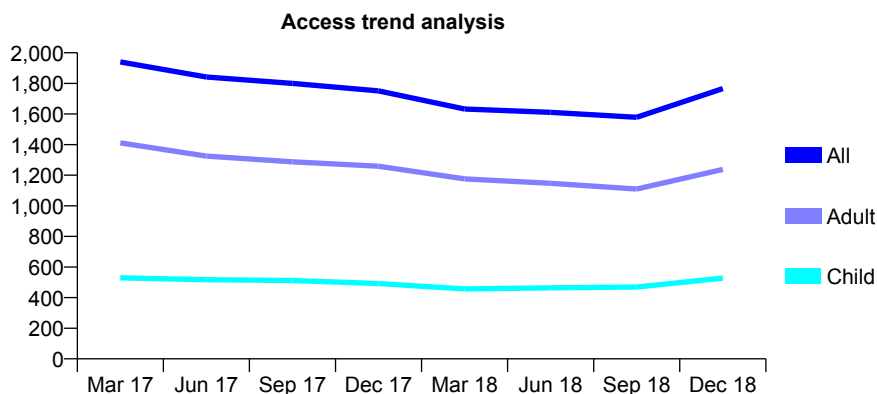
Q46 - Vital Signs At a Glance Contract Report for 214043/0001 - December 2018

Name or company name	Mr M Mahmood
Contract type name	GDS Contract
Purpose of contract	General
Contract start date	01/04/2006
Contract end date	

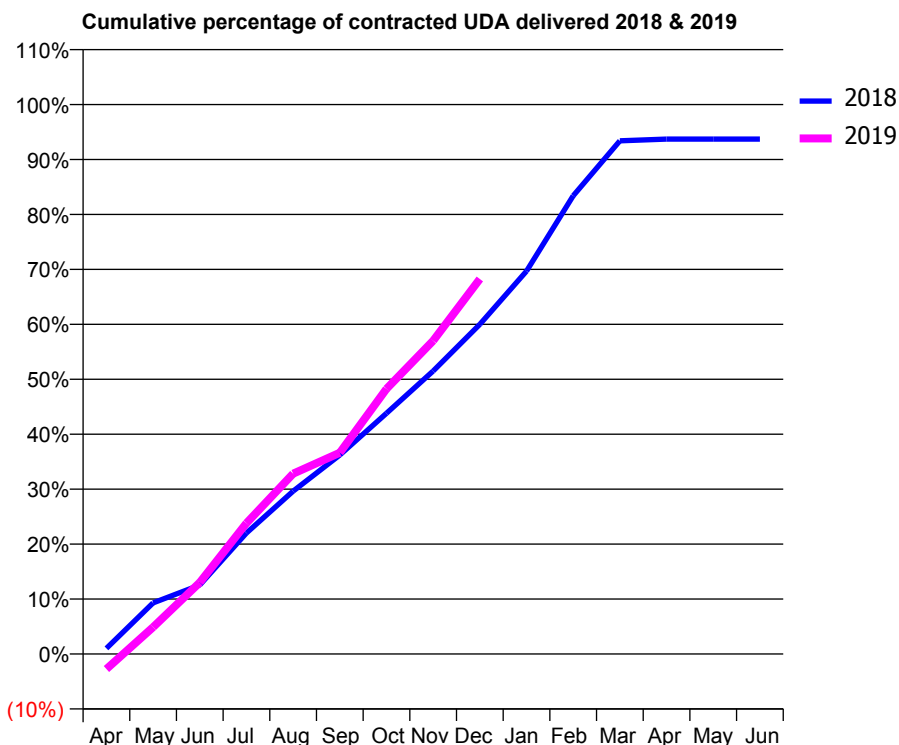
18/19 Contracted general activity (UDA)	5,526
Carry forward general activity (UDA)	182
18/19 Contracted orthodontic activity (UOA)	0
Carry forward orthodontic activity (UOA)	0
Baseline contract value	£168,966.71

ACCESS*

Patients seen in 24 months	Total	Change since previous quarter
Quarter ending December 2017	1,751	
Quarter ending March 2018	1,633	↓
Quarter ending June 2018	1,611	↓
Quarter ending September 2018	1,579	↓
Quarter ending December 2018	1,766	↑
Variance since December 2017	0.9%	→



ACTIVITY



Month	Adjusted Scheduled Activity (UDA)	
	2018	2019
April	57	-153
May	515	270
June	695	719
July	1,217	1,316
August	1,638	1,814
September	2,002	2,024
October	2,421	2,667
November	2,847	3,151
December	3,316	3,772
January	3,850	
February	4,609	
March	5,161	
April	5,179	
May	5,179	
June	5,179	

QUALITY

	Quantity	Base Number	Contract	AT	Region	England
% of FP17s for the same patient ID Re-attending within 3 months - Children	12	478	2.5%	12.2%	12.3%	11.8%
% of FP17s for the same patient ID Re-attending within 3 months - Adults	78	1,154	6.8%	16.0%	15.8%	15.6%
% of FP17s for the same patient ID Re-attending between 3 & 9 months - Children	147	478	30.8%	58.0%	60.1%	58.8%
% of FP17s for the same patient ID Re-attending between 3 & 9 months - Adults	325	1,154	28.2%	51.3%	53.3%	51.0%
% of FP17s for Band 1 Urgent Courses	188	1,629	11.5%	10.1%	9.0%	9.0%
% of FP17s Relating to Free Repair or Replacements	8	1,629	0.5%	0.8%	1.0%	0.8%
% of FP17s Relating to Continuations	5	1,629	0.3%	0.9%	1.0%	0.9%
% of Patients satisfied with the dentistry they have received	0	0	N/A	95.3%	93.8%	93.2%
% of Patients satisfied with the time they had to wait for an appointment	0	0	N/A	89.3%	89.4%	88.3%

* This is based on patients treated on this contract for their most recent course of treatment. Figures in italics indicate the base number of FP17s or Patient Questionnaire responses are less than 100. N/A is shown where the base number of responses is less than 10 during the period. % is calculated as Quantity/Base number*100

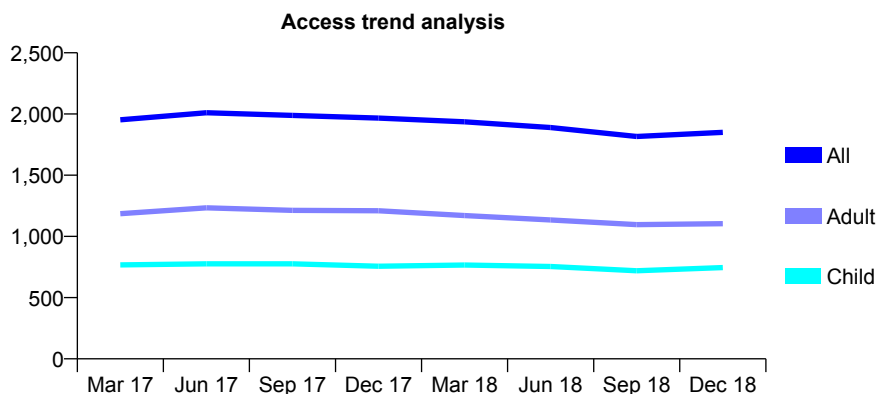
Q46 - Vital Signs At a Glance Contract Report for 214361/0001 - December 2018

Name or company name	Ms Archana Prasad
Contract type name	GDS Contract
Purpose of contract	General
Contract start date	01/04/2006
Contract end date	

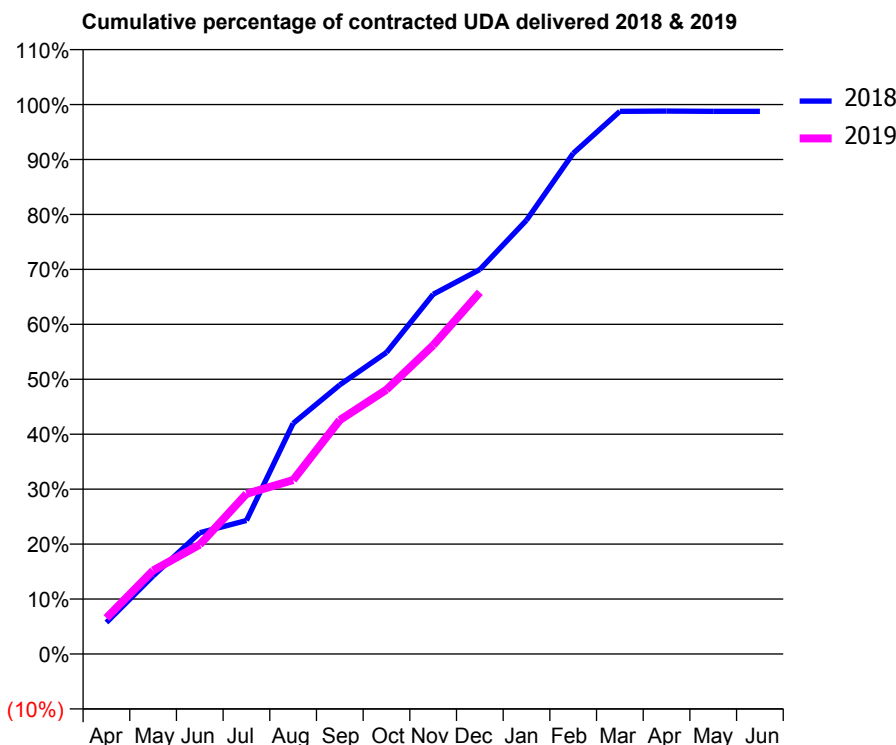
18/19 Contracted general activity (UDA)	4,825
Carry forward general activity (UDA)	-18
18/19 Contracted orthodontic activity (UOA)	0
Carry forward orthodontic activity (UOA)	0
Baseline contract value	£142,071.47

ACCESS*

Patients seen in 24 months	Total	Change since previous quarter
Quarter ending December 2017	1,967	
Quarter ending March 2018	1,936	↓
Quarter ending June 2018	1,889	↓
Quarter ending September 2018	1,816	↓
Quarter ending December 2018	1,850	→
Variance since December 2017	(5.9%)	↓



ACTIVITY



Month	Adjusted Scheduled Activity (UDA)	
	2018	2019
April	277	316
May	686	734
June	1,065	961
July	1,173	1,406
August	2,026	1,528
September	2,363	2,054
October	2,648	2,321
November	3,158	2,711
December	3,376	3,176
January	3,810	
February	4,397	
March	4,764	
April	4,767	
May	4,764	
June	4,764	

QUALITY

	Quantity	Base Number	Contract	AT	Region	England
% of FP17s for the same patient ID Re-attending within 3 months - Children	76	767	9.9%	12.2%	12.3%	11.8%
% of FP17s for the same patient ID Re-attending within 3 months - Adults	167	1,010	16.5%	16.0%	15.8%	15.6%
% of FP17s for the same patient ID Re-attending between 3 & 9 months - Children	497	767	64.8%	58.0%	60.1%	58.8%
% of FP17s for the same patient ID Re-attending between 3 & 9 months - Adults	606	1,010	60.0%	51.3%	53.3%	51.0%
% of FP17s for Band 1 Urgent Courses	172	1,777	9.7%	10.1%	9.0%	9.0%
% of FP17s Relating to Free Repair or Replacements	4	1,777	0.2%	0.8%	1.0%	0.8%
% of FP17s Relating to Continuations	37	1,777	2.1%	0.9%	1.0%	0.9%
% of Patients satisfied with the dentistry they have received	1	1	N/A	95.3%	93.8%	93.2%
% of Patients satisfied with the time they had to wait for an appointment	1	1	N/A	89.3%	89.4%	88.3%

* This is based on patients treated on this contract for their most recent course of treatment. Figures in italics indicate the base number of FP17s or Patient Questionnaire responses are less than 100. N/A is shown where the base number of responses is less than 10 during the period. % is calculated as Quantity/Base number*100

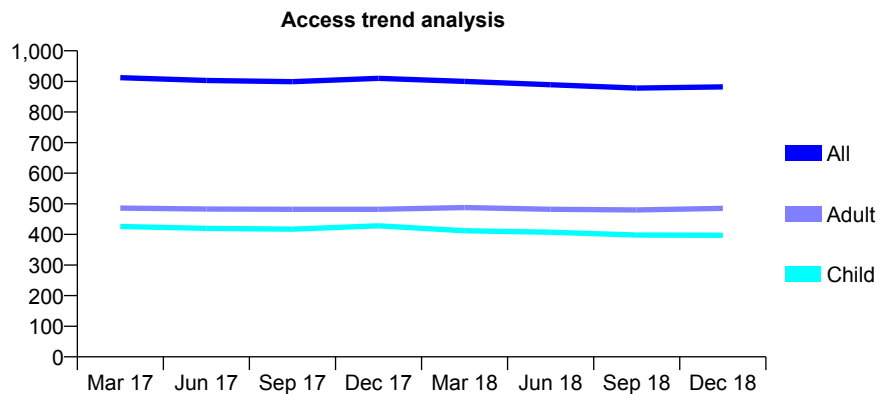
Q46 - Vital Signs At a Glance Contract Report for 215597/0001 - December 2018

Name or company name	MR S LAZARUS
Contract type name	GDS Contract
Purpose of contract	General
Contract start date	01/04/2006
Contract end date	

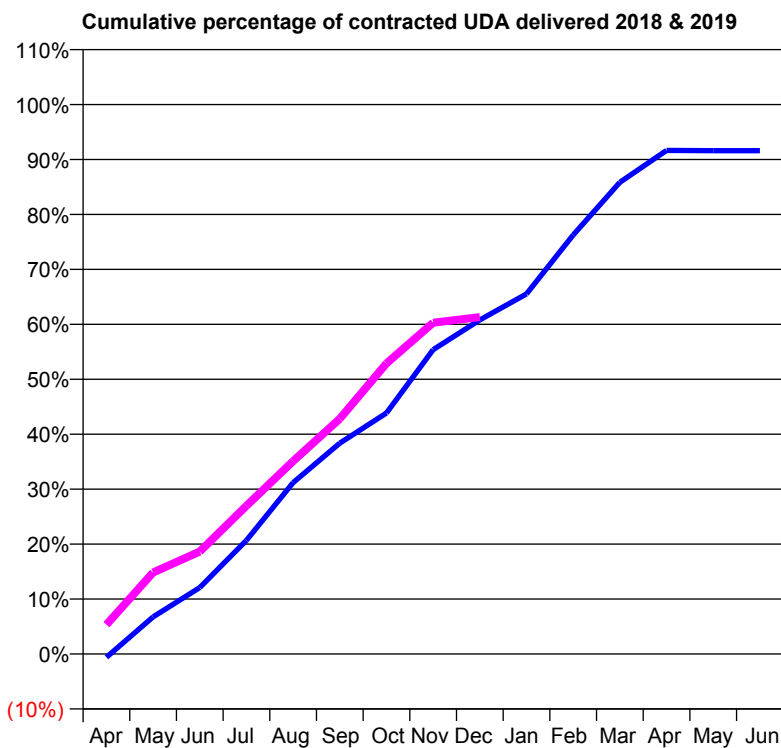
18/19 Contracted general activity (UDA)	2,420
Carry forward general activity (UDA)	0
18/19 Contracted orthodontic activity (UOA)	0
Carry forward orthodontic activity (UOA)	0
Baseline contract value	£59,174.25

ACCESS*

Patients seen in 24 months	Total	Change since previous quarter
Quarter ending December 2017	910	
Quarter ending March 2018	900	↓
Quarter ending June 2018	889	↓
Quarter ending September 2018	878	↓
Quarter ending December 2018	882	→
Variance since December 2017	(3.1%)	↓



ACTIVITY



Adjusted Scheduled Activity (UDA)		
Month	2018	2019
April	-15	129
May	163	359
June	293	452
July	500	653
August	755	849
September	929	1,036
October	1,061	1,280
November	1,340	1,459
December	1,471	1,484
January	1,586	
February	1,845	
March	2,077	
April	2,218	
May	2,217	
June	2,217	

QUALITY

	Quantity	Base Number	Contract	AT	Region	England
% of FP17s for the same patient ID Re-attending within 3 months - Children	17	422	4.0%	12.2%	12.3%	11.8%
% of FP17s for the same patient ID Re-attending within 3 months - Adults	59	512	11.5%	16.0%	15.8%	15.6%
% of FP17s for the same patient ID Re-attending between 3 & 9 months - Children	310	422	73.5%	58.0%	60.1%	58.8%
% of FP17s for the same patient ID Re-attending between 3 & 9 months - Adults	336	512	65.6%	51.3%	53.3%	51.0%
% of FP17s for Band 1 Urgent Courses	30	872	3.4%	10.1%	9.0%	9.0%
% of FP17s Relating to Free Repair or Replacements	0	872	0.0%	0.8%	1.0%	0.8%
% of FP17s Relating to Continuations	1	872	0.1%	0.9%	1.0%	0.9%
% of Patients satisfied with the dentistry they have received	0	0	N/A	95.3%	93.8%	93.2%
% of Patients satisfied with the time they had to wait for an appointment	0	0	N/A	89.3%	89.4%	88.3%

* This is based on patients treated on this contract for their most recent course of treatment. Figures in italics indicate the base number of FP17s or Patient Questionnaire responses are less than 100. N/A is shown where the base number of responses is less than 10 during the period. % is calculated as Quantity/Base number*100

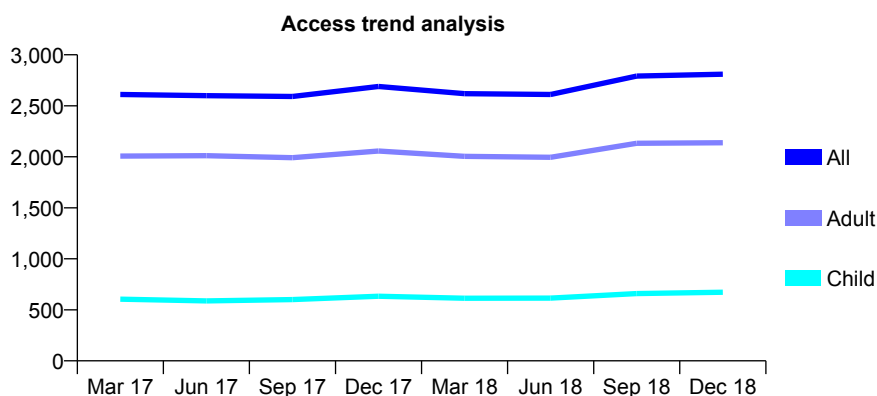
Q46 - Vital Signs At a Glance Contract Report for 215643/0001 - December 2018

Name or company name	MR MOHAMMED AL-HIMDANI
Contract type name	GDS Contract
Purpose of contract	General
Contract start date	01/04/2006
Contract end date	

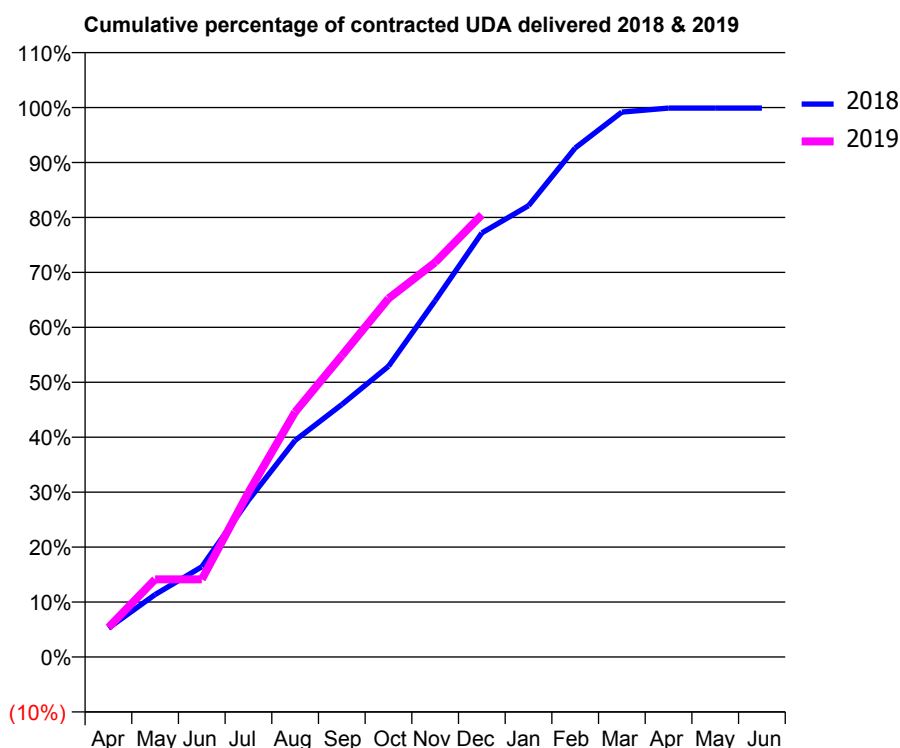
18/19 Contracted general activity (UDA)	7,422
Carry forward general activity (UDA)	7
18/19 Contracted orthodontic activity (UOA)	0
Carry forward orthodontic activity (UOA)	0
Baseline contract value	£247,687.88

ACCESS*

Patients seen in 24 months	Total	Change since previous quarter
Quarter ending December 2017	2,690	
Quarter ending March 2018	2,619	↓
Quarter ending June 2018	2,611	→
Quarter ending September 2018	2,792	↑
Quarter ending December 2018	2,810	→
Variance since December 2017	4.5%	↑



ACTIVITY



Adjusted Scheduled Activity (UDA)		
Month	2018	2019
April	389	399
May	844	1,050
June	1,218	1,050
July	2,116	2,223
August	2,927	3,310
September	3,410	4,071
October	3,928	4,842
November	4,813	5,330
December	5,728	5,973
January	6,096	
February	6,875	
March	7,360	
April	7,415	
May	7,415	
June	7,415	

QUALITY

	Quantity	Base Number	Contract	AT	Region	England
% of FP17s for the same patient ID Re-attending within 3 months - Children	19	569	3.3%	12.2%	12.3%	11.8%
% of FP17s for the same patient ID Re-attending within 3 months - Adults	137	1,844	7.4%	16.0%	15.8%	15.6%
% of FP17s for the same patient ID Re-attending between 3 & 9 months - Children	213	569	37.4%	58.0%	60.1%	58.8%
% of FP17s for the same patient ID Re-attending between 3 & 9 months - Adults	834	1,844	45.2%	51.3%	53.3%	51.0%
% of FP17s for Band 1 Urgent Courses	78	2,386	3.3%	10.1%	9.0%	9.0%
% of FP17s Relating to Free Repair or Replacements	8	2,386	0.3%	0.8%	1.0%	0.8%
% of FP17s Relating to Continuations	20	2,386	0.8%	0.9%	1.0%	0.9%
% of Patients satisfied with the dentistry they have received	0	0	N/A	95.3%	93.8%	93.2%
% of Patients satisfied with the time they had to wait for an appointment	0	0	N/A	89.3%	89.4%	88.3%

* This is based on patients treated on this contract for their most recent course of treatment. Figures in italics indicate the base number of FP17s or Patient Questionnaire responses are less than 100. N/A is shown where the base number of responses is less than 10 during the period. % is calculated as Quantity/Base number*100

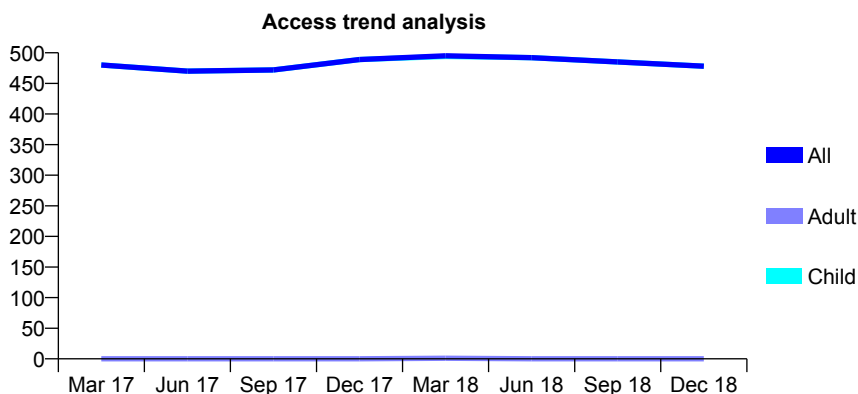
Q46 - Vital Signs At a Glance Contract Report for 222402/0001 - December 2018

Name or company name	MR P PONG
Contract type name	GDS Contract
Purpose of contract	General
Contract start date	01/04/2006
Contract end date	

18/19 Contracted general activity (UDA)	1,756
Carry forward general activity (UDA)	-31
18/19 Contracted orthodontic activity (UOA)	0
Carry forward orthodontic activity (UOA)	0
Baseline contract value	£40,760.35

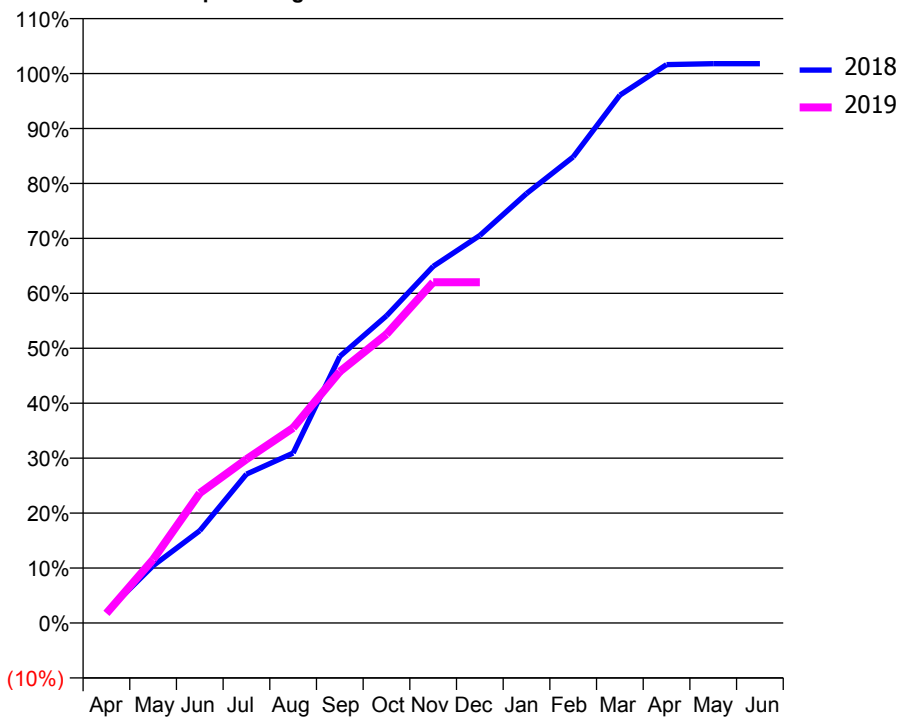
ACCESS*

Patients seen in 24 months	Total	Change since previous quarter
Quarter ending December 2017	489	
Quarter ending March 2018	495	→
Quarter ending June 2018	492	→
Quarter ending September 2018	485	↓
Quarter ending December 2018	478	↓
Variance since December 2017	(2.2%)	↓



ACTIVITY

Cumulative percentage of contracted UDA delivered 2018 & 2019



QUALITY

	Quantity	Base Number	Contract	AT	Region	England
% of FP17s for the same patient ID Re-attending within 3 months - Children	16	567	2.8%	12.2%	12.3%	11.8%
% of FP17s for the same patient ID Re-attending within 3 months - Adults	0	0	N/A	16.0%	15.8%	15.6%
% of FP17s for the same patient ID Re-attending between 3 & 9 months - Children	460	567	81.1%	58.0%	60.1%	58.8%
% of FP17s for the same patient ID Re-attending between 3 & 9 months - Adults	0	0	N/A	51.3%	53.3%	51.0%
% of FP17s for Band 1 Urgent Courses	4	513	0.8%	10.1%	9.0%	9.0%
% of FP17s Relating to Free Repair or Replacements	0	513	0.0%	0.8%	1.0%	0.8%
% of FP17s Relating to Continuations	0	513	0.0%	0.9%	1.0%	0.9%
% of Patients satisfied with the dentistry they have received	0	0	N/A	95.3%	93.8%	93.2%
% of Patients satisfied with the time they had to wait for an appointment	0	0	N/A	89.3%	89.4%	88.3%

* This is based on patients treated on this contract for their most recent course of treatment. Figures in italics indicate the base number of FP17s or Patient Questionnaire responses are less than 100. N/A is shown where the base number of responses is less than 10 during the period. % is calculated as Quantity/Base number*100

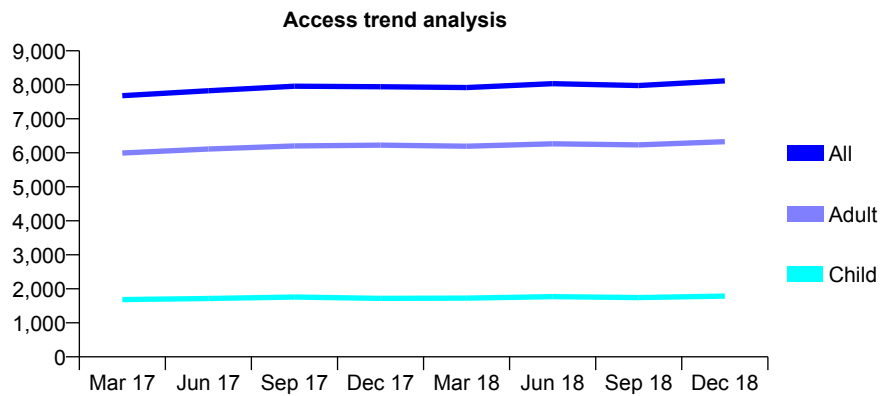
Q46 - Vital Signs At a Glance Contract Report for 224944/0003 - December 2018

Name or company name	MR DF MCGRATH
Contract type name	GDS Contract
Purpose of contract	General
Contract start date	01/06/2011
Contract end date	

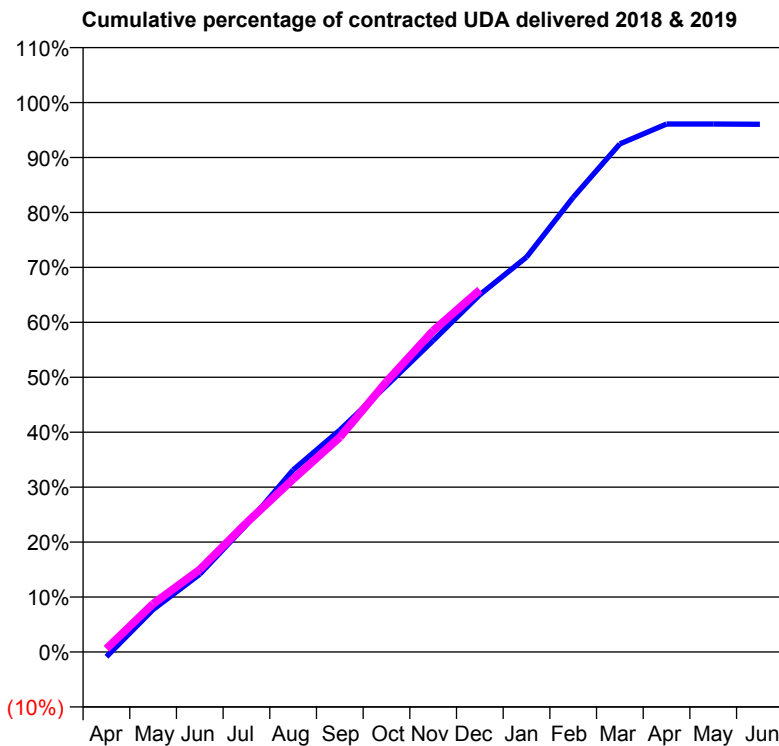
18/19 Contracted general activity (UDA)	27,600
Carry forward general activity (UDA)	1,074
18/19 Contracted orthodontic activity (UOA)	0
Carry forward orthodontic activity (UOA)	0
Baseline contract value	£911,489.86

ACCESS*

Patients seen in 24 months	Total	Change since previous quarter
Quarter ending December 2017	7,943	
Quarter ending March 2018	7,920	→
Quarter ending June 2018	8,035	→
Quarter ending September 2018	7,980	→
Quarter ending December 2018	8,117	→
Variance since December 2017	2.2%	↑



ACTIVITY



Month	Adjusted Scheduled Activity (UDA)	
	2018	2019
April	-243	162
May	2,132	2,421
June	3,908	4,142
July	6,390	6,484
August	9,143	8,687
September	11,150	10,788
October	13,378	13,577
November	15,645	16,141
December	17,946	18,186
January	19,832	
February	22,835	
March	25,523	
April	26,517	
May	26,520	
June	26,508	

QUALITY

	Quantity	Base Number	Contract	AT	Region	England
% of FP17s for the same patient ID Re-attending within 3 months - Children	175	2,162	8.1%	12.2%	12.3%	11.8%
% of FP17s for the same patient ID Re-attending within 3 months - Adults	1,258	7,450	16.9%	16.0%	15.8%	15.6%
% of FP17s for the same patient ID Re-attending between 3 & 9 months - Children	1,355	2,162	62.7%	58.0%	60.1%	58.8%
% of FP17s for the same patient ID Re-attending between 3 & 9 months - Adults	4,443	7,450	59.6%	51.3%	53.3%	51.0%
% of FP17s for Band 1 Urgent Courses	659	9,205	7.2%	10.1%	9.0%	9.0%
% of FP17s Relating to Free Repair or Replacements	96	9,205	1.0%	0.8%	1.0%	0.8%
% of FP17s Relating to Continuations	90	9,205	1.0%	0.9%	1.0%	0.9%
% of Patients satisfied with the dentistry they have received	1	1	N/A	95.3%	93.8%	93.2%
% of Patients satisfied with the time they had to wait for an appointment	1	1	N/A	89.3%	89.4%	88.3%

* This is based on patients treated on this contract for their most recent course of treatment. Figures in italics indicate the base number of FP17s or Patient Questionnaire responses are less than 100. N/A is shown where the base number of responses is less than 10 during the period. % is calculated as Quantity/Base number*100

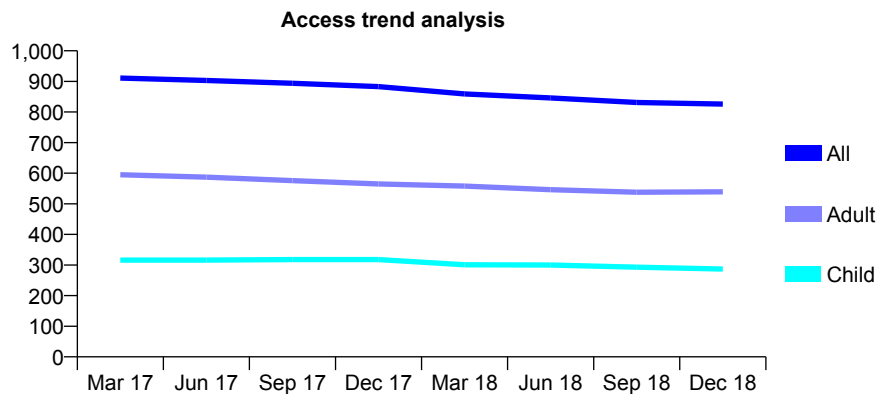
Q46 - Vital Signs At a Glance Contract Report for 226815/0001 - December 2018

Name or company name	Mr Bilal Sheikh
Contract type name	GDS Contract
Purpose of contract	General
Contract start date	01/04/2006
Contract end date	

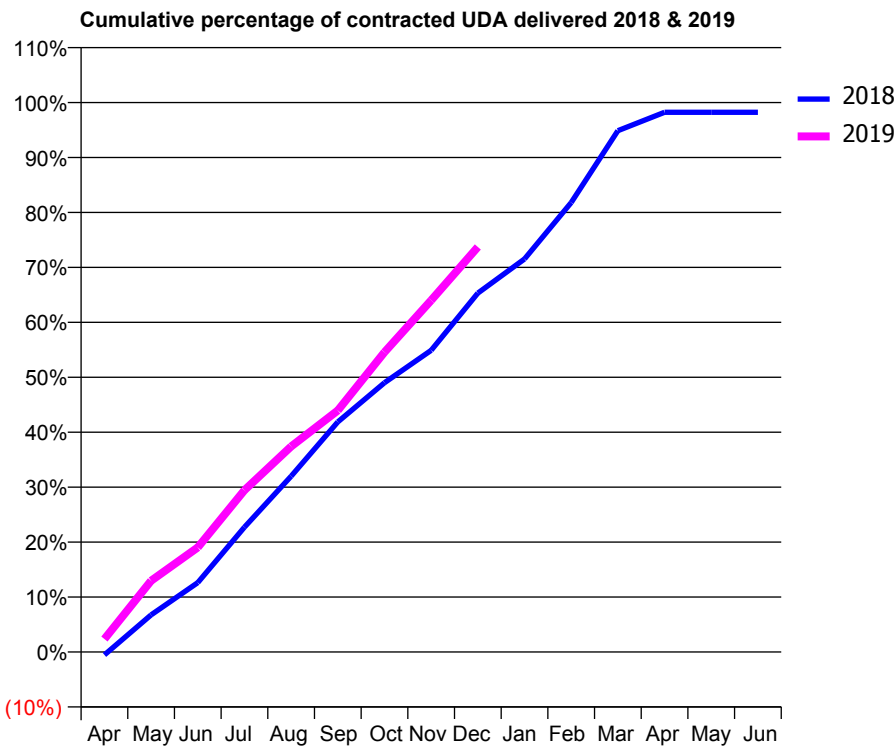
18/19 Contracted general activity (UDA)	2,772
Carry forward general activity (UDA)	49
18/19 Contracted orthodontic activity (UOA)	0
Carry forward orthodontic activity (UOA)	0
Baseline contract value	£120,578.11

ACCESS*

Patients seen in 24 months	Total	Change since previous quarter
Quarter ending December 2017	883	
Quarter ending March 2018	859	↓
Quarter ending June 2018	846	↓
Quarter ending September 2018	831	↓
Quarter ending December 2018	826	→
Variance since December 2017	(6.5%)	↓



ACTIVITY



Month	Adjusted Scheduled Activity (UDA)	
	2018	2019
April	-15	66
May	187	360
June	350	528
July	630	816
August	887	1,037
September	1,160	1,219
October	1,358	1,513
November	1,522	1,774
December	1,810	2,044
January	1,983	
February	2,267	
March	2,630	
April	2,723	
May	2,723	
June	2,723	

QUALITY

	Quantity	Base Number	Contract	AT	Region	England
% of FP17s for the same patient ID Re-attending within 3 months - Children	44	394	11.2%	12.2%	12.3%	11.8%
% of FP17s for the same patient ID Re-attending within 3 months - Adults	117	643	18.2%	16.0%	15.8%	15.6%
% of FP17s for the same patient ID Re-attending between 3 & 9 months - Children	261	394	66.2%	58.0%	60.1%	58.8%
% of FP17s for the same patient ID Re-attending between 3 & 9 months - Adults	370	643	57.5%	51.3%	53.3%	51.0%
% of FP17s for Band 1 Urgent Courses	73	987	7.4%	10.1%	9.0%	9.0%
% of FP17s Relating to Free Repair or Replacements	8	987	0.8%	0.8%	1.0%	0.8%
% of FP17s Relating to Continuations	5	987	0.5%	0.9%	1.0%	0.9%
% of Patients satisfied with the dentistry they have received	1	1	N/A	95.3%	93.8%	93.2%
% of Patients satisfied with the time they had to wait for an appointment	1	1	N/A	89.3%	89.4%	88.3%

* This is based on patients treated on this contract for their most recent course of treatment. Figures in italics indicate the base number of FP17s or Patient Questionnaire responses are less than 100. N/A is shown where the base number of responses is less than 10 during the period. % is calculated as Quantity/Base number*100

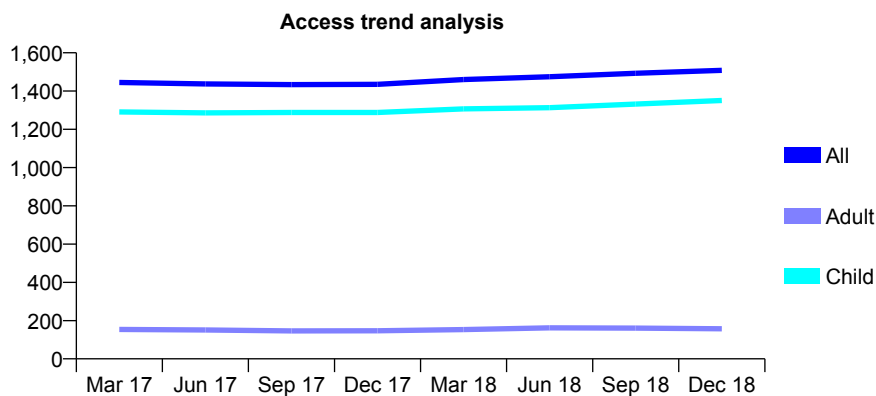
Q46 - Vital Signs At a Glance Contract Report for 232971/0001 - December 2018

Name or company name	MISS S HODGSON
Contract type name	GDS Contract
Purpose of contract	General
Contract start date	01/04/2006
Contract end date	

18/19 Contracted general activity (UDA)	3,396
Carry forward general activity (UDA)	114
18/19 Contracted orthodontic activity (UOA)	0
Carry forward orthodontic activity (UOA)	0
Baseline contract value	£85,380.01

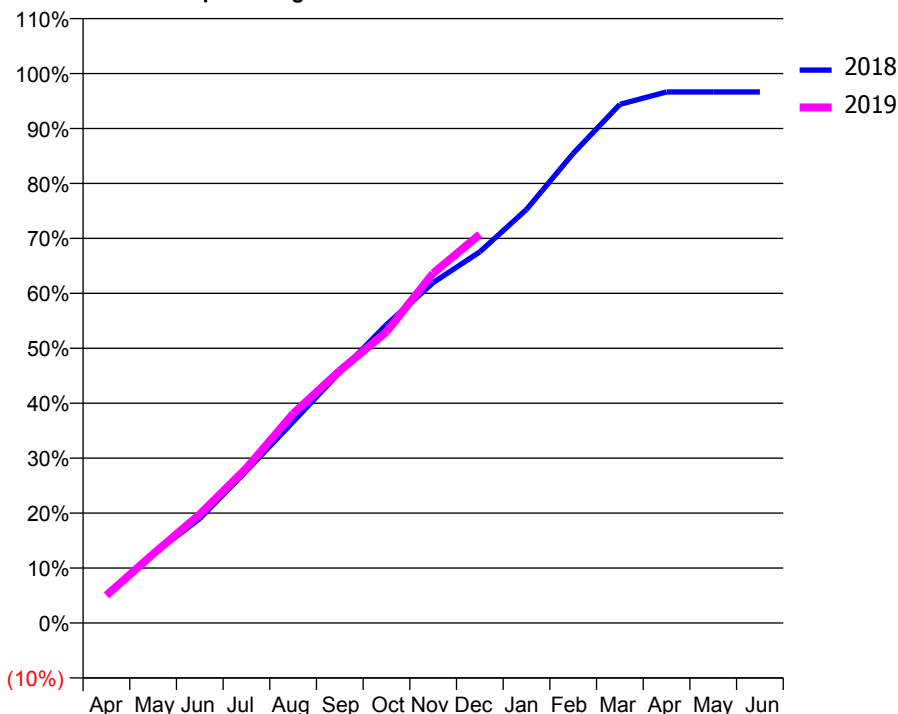
ACCESS*

Patients seen in 24 months	Total	Change since previous quarter
Quarter ending December 2017	1,435	
Quarter ending March 2018	1,460	→
Quarter ending June 2018	1,475	→
Quarter ending September 2018	1,493	→
Quarter ending December 2018	1,508	→
Variance since December 2017	5.1%	↑



ACTIVITY

Cumulative percentage of contracted UDA delivered 2018 & 2019



Month	Adjusted Scheduled Activity (UDA)	
	2018	2019
April	178	171
May	426	427
June	646	672
July	941	958
August	1,244	1,294
September	1,550	1,559
October	1,844	1,800
November	2,104	2,162
December	2,294	2,402
January	2,556	
February	2,902	
March	3,205	
April	3,282	
May	3,282	
June	3,282	

QUALITY

	Quantity	Base Number	Contract	AT	Region	England
% of FP17s for the same patient ID Re-attending within 3 months - Children	168	1,731	9.7%	12.2%	12.3%	11.8%
% of FP17s for the same patient ID Re-attending within 3 months - Adults	6	70	8.6%	16.0%	15.8%	15.6%
% of FP17s for the same patient ID Re-attending between 3 & 9 months - Children	1,172	1,731	67.7%	58.0%	60.1%	58.8%
% of FP17s for the same patient ID Re-attending between 3 & 9 months - Adults	54	70	77.1%	51.3%	53.3%	51.0%
% of FP17s for Band 1 Urgent Courses	81	1,747	4.6%	10.1%	9.0%	9.0%
% of FP17s Relating to Free Repair or Replacements	0	1,747	0.0%	0.8%	1.0%	0.8%
% of FP17s Relating to Continuations	0	1,747	0.0%	0.9%	1.0%	0.9%
% of Patients satisfied with the dentistry they have received	0	0	N/A	95.3%	93.8%	93.2%
% of Patients satisfied with the time they had to wait for an appointment	0	0	N/A	89.3%	89.4%	88.3%

* This is based on patients treated on this contract for their most recent course of treatment. Figures in italics indicate the base number of FP17s or Patient Questionnaire responses are less than 100. N/A is shown where the base number of responses is less than 10 during the period. % is calculated as Quantity/Base number*100

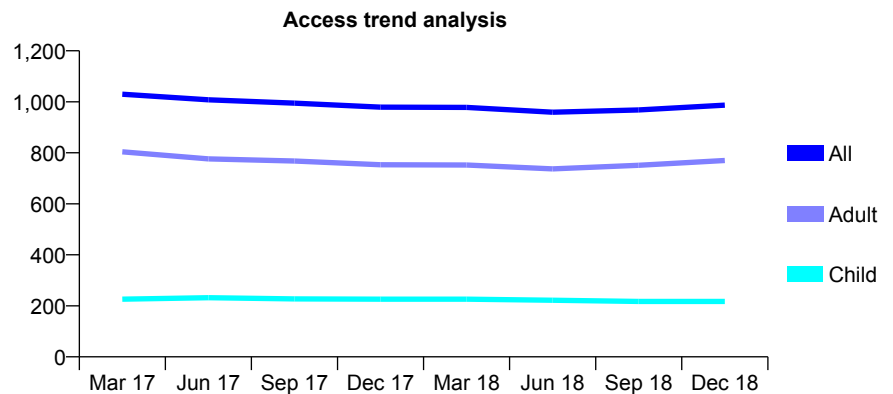
Q46 - Vital Signs At a Glance Contract Report for 235881/0001 - December 2018

Name or company name	MR S HELM
Contract type name	GDS Contract
Purpose of contract	General
Contract start date	01/04/2006
Contract end date	

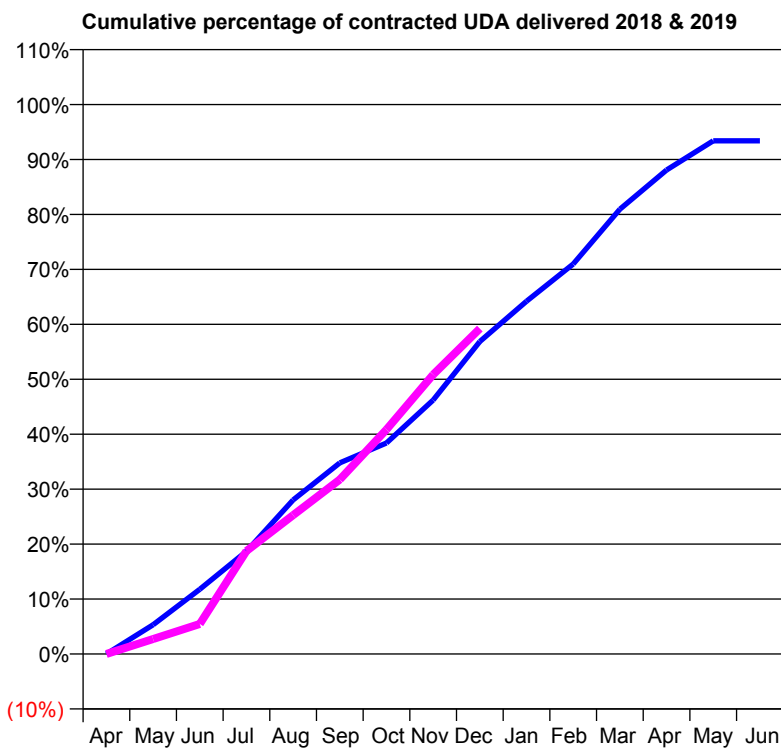
18/19 Contracted general activity (UDA)	4,200
Carry forward general activity (UDA)	0
18/19 Contracted orthodontic activity (UOA)	0
Carry forward orthodontic activity (UOA)	0
Baseline contract value	£139,070.27

ACCESS*

Patients seen in 24 months	Total	Change since previous quarter
Quarter ending December 2017	979	
Quarter ending March 2018	978	→
Quarter ending June 2018	959	↓
Quarter ending September 2018	968	→
Quarter ending December 2018	987	→
Variance since December 2017	0.8%	→



ACTIVITY



Month	Adjusted Scheduled Activity (UDA)	
	2018	2019
April	0	0
May	224	115
June	495	229
July	786	787
August	1,178	1,062
September	1,461	1,333
October	1,613	1,716
November	1,941	2,136
December	2,388	2,488
January	2,696	
February	2,981	
March	3,399	
April	3,699	
May	3,923	
June	3,923	

QUALITY

	Quantity	Base Number	Contract	AT	Region	England
% of FP17s for the same patient ID Re-attending within 3 months - Children	13	208	6.3%	12.2%	12.3%	11.8%
% of FP17s for the same patient ID Re-attending within 3 months - Adults	164	756	21.7%	16.0%	15.8%	15.6%
% of FP17s for the same patient ID Re-attending between 3 & 9 months - Children	107	208	51.4%	58.0%	60.1%	58.8%
% of FP17s for the same patient ID Re-attending between 3 & 9 months - Adults	279	756	36.9%	51.3%	53.3%	51.0%
% of FP17s for Band 1 Urgent Courses	118	801	14.7%	10.1%	9.0%	9.0%
% of FP17s Relating to Free Repair or Replacements	16	801	2.0%	0.8%	1.0%	0.8%
% of FP17s Relating to Continuations	10	801	1.2%	0.9%	1.0%	0.9%
% of Patients satisfied with the dentistry they have received	0	0	N/A	95.3%	93.8%	93.2%
% of Patients satisfied with the time they had to wait for an appointment	0	0	N/A	89.3%	89.4%	88.3%

* This is based on patients treated on this contract for their most recent course of treatment. Figures in italics indicate the base number of FP17s or Patient Questionnaire responses are less than 100. N/A is shown where the base number of responses is less than 10 during the period. % is calculated as Quantity/Base number*100

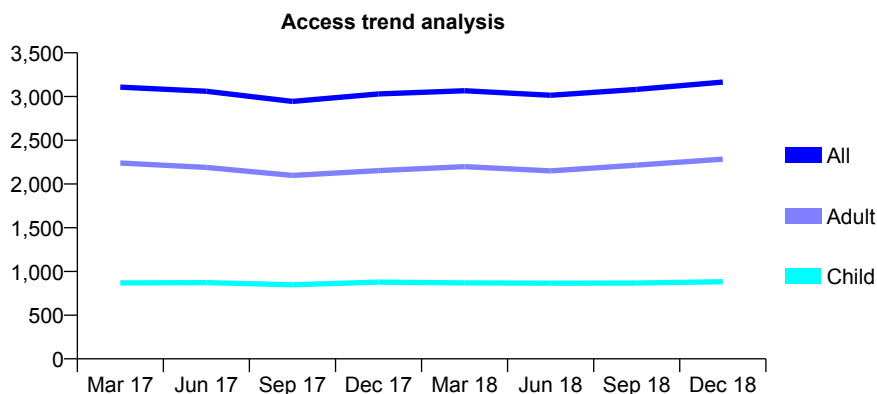
Q46 - Vital Signs At a Glance Contract Report for 238422/0002 - December 2018

Name or company name	MR A HOLLAND
Contract type name	GDS Contract
Purpose of contract	General
Contract start date	01/04/2006
Contract end date	

18/19 Contracted general activity (UDA)	8,912
Carry forward general activity (UDA)	230
18/19 Contracted orthodontic activity (UOA)	0
Carry forward orthodontic activity (UOA)	0
Baseline contract value	£281,640.84

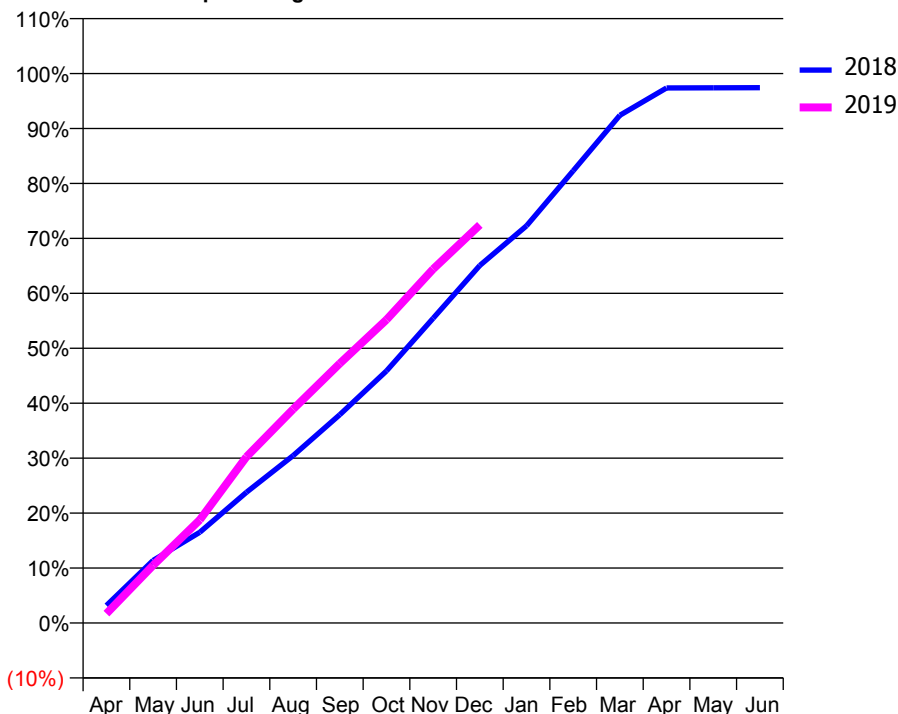
ACCESS*

Patients seen in 24 months	Total	Change since previous quarter
Quarter ending December 2017	3,030	
Quarter ending March 2018	3,066	→
Quarter ending June 2018	3,014	↓
Quarter ending September 2018	3,082	↑
Quarter ending December 2018	3,166	↑
Variance since December 2017	4.5%	↑



ACTIVITY

Cumulative percentage of contracted UDA delivered 2018 & 2019



Month	Adjusted Scheduled Activity (UDA)	
	2018	2019
April	285	152
May	1,016	935
June	1,472	1,673
July	2,121	2,696
August	2,715	3,467
September	3,378	4,210
October	4,089	4,919
November	4,942	5,740
December	5,800	6,456
January	6,441	
February	7,335	
March	8,235	
April	8,677	
May	8,681	
June	8,682	

QUALITY

	Quantity	Base Number	Contract	AT	Region	England
% of FP17s for the same patient ID Re-attending within 3 months - Children	91	961	9.5%	12.2%	12.3%	11.8%
% of FP17s for the same patient ID Re-attending within 3 months - Adults	399	2,235	17.9%	16.0%	15.8%	15.6%
% of FP17s for the same patient ID Re-attending between 3 & 9 months - Children	526	961	54.7%	58.0%	60.1%	58.8%
% of FP17s for the same patient ID Re-attending between 3 & 9 months - Adults	852	2,235	38.1%	51.3%	53.3%	51.0%
% of FP17s for Band 1 Urgent Courses	517	3,010	17.2%	10.1%	9.0%	9.0%
% of FP17s Relating to Free Repair or Replacements	21	3,010	0.7%	0.8%	1.0%	0.8%
% of FP17s Relating to Continuations	23	3,010	0.8%	0.9%	1.0%	0.9%
% of Patients satisfied with the dentistry they have received	1	1	N/A	95.3%	93.8%	93.2%
% of Patients satisfied with the time they had to wait for an appointment	1	1	N/A	89.3%	89.4%	88.3%

* This is based on patients treated on this contract for their most recent course of treatment. Figures in italics indicate the base number of FP17s or Patient Questionnaire responses are less than 100. N/A is shown where the base number of responses is less than 10 during the period. % is calculated as Quantity/Base number*100

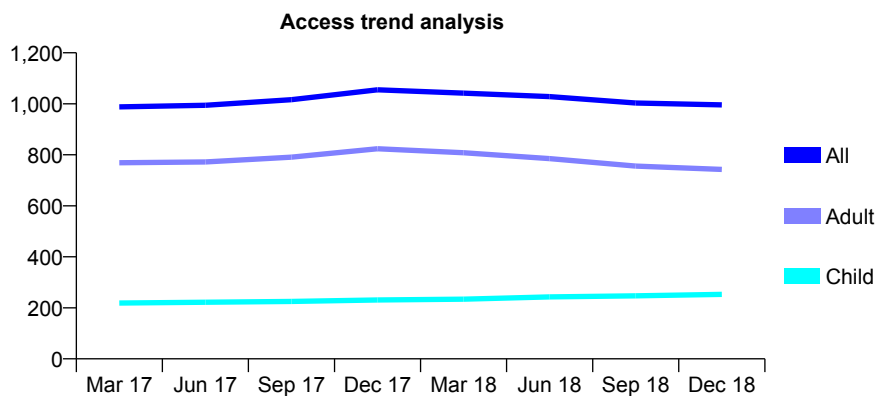
Q46 - Vital Signs At a Glance Contract Report for 238422/0003 - December 2018

Name or company name	MR A HOLLAND
Contract type name	GDS Contract
Purpose of contract	General
Contract start date	01/04/2006
Contract end date	

18/19 Contracted general activity (UDA)	2,713
Carry forward general activity (UDA)	45
18/19 Contracted orthodontic activity (UOA)	0
Carry forward orthodontic activity (UOA)	0
Baseline contract value	£89,812.50

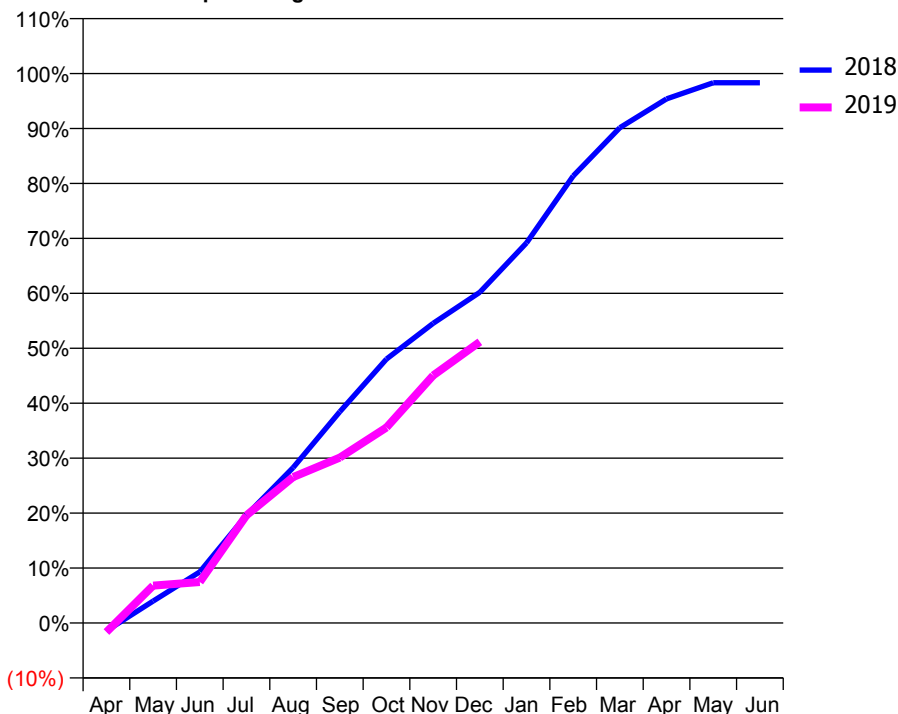
ACCESS*

Patients seen in 24 months	Total	Change since previous quarter
Quarter ending December 2017	1,055	
Quarter ending March 2018	1,042	↓
Quarter ending June 2018	1,028	↓
Quarter ending September 2018	1,003	↓
Quarter ending December 2018	996	→
Variance since December 2017	(5.6%)	↓



ACTIVITY

Cumulative percentage of contracted UDA delivered 2018 & 2019



Adjusted Scheduled Activity (UDA)

Month	2018	2019
April	-39	-45
May	109	185
June	252	202
July	533	532
August	767	720
September	1,043	817
October	1,303	965
November	1,479	1,222
December	1,633	1,388
January	1,876	
February	2,207	
March	2,446	
April	2,588	
May	2,668	
June	2,668	

QUALITY

	Quantity	Base Number	Contract	AT	Region	England
% of FP17s for the same patient ID Re-attending within 3 months - Children	4	209	1.9%	12.2%	12.3%	11.8%
% of FP17s for the same patient ID Re-attending within 3 months - Adults	65	557	11.7%	16.0%	15.8%	15.6%
% of FP17s for the same patient ID Re-attending between 3 & 9 months - Children	110	209	52.6%	58.0%	60.1%	58.8%
% of FP17s for the same patient ID Re-attending between 3 & 9 months - Adults	175	557	31.4%	51.3%	53.3%	51.0%
% of FP17s for Band 1 Urgent Courses	148	684	21.6%	10.1%	9.0%	9.0%
% of FP17s Relating to Free Repair or Replacements	3	684	0.4%	0.8%	1.0%	0.8%
% of FP17s Relating to Continuations	2	684	0.3%	0.9%	1.0%	0.9%
% of Patients satisfied with the dentistry they have received	0	0	N/A	95.3%	93.8%	93.2%
% of Patients satisfied with the time they had to wait for an appointment	0	0	N/A	89.3%	89.4%	88.3%

* This is based on patients treated on this contract for their most recent course of treatment. Figures in italics indicate the base number of FP17s or Patient Questionnaire responses are less than 100. N/A is shown where the base number of responses is less than 10 during the period. % is calculated as Quantity/Base number*100

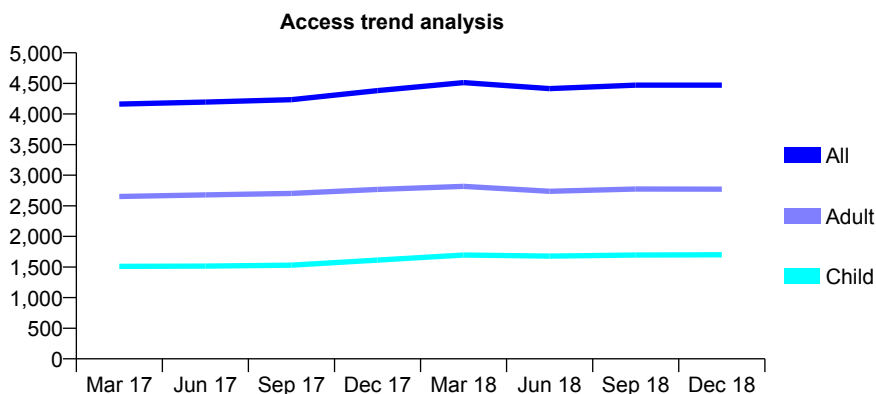
Q46 - Vital Signs At a Glance Contract Report for 238821/0001 - December 2018

Name or company name	MR AS HASNAIN
Contract type name	GDS Contract
Purpose of contract	General
Contract start date	01/04/2006
Contract end date	

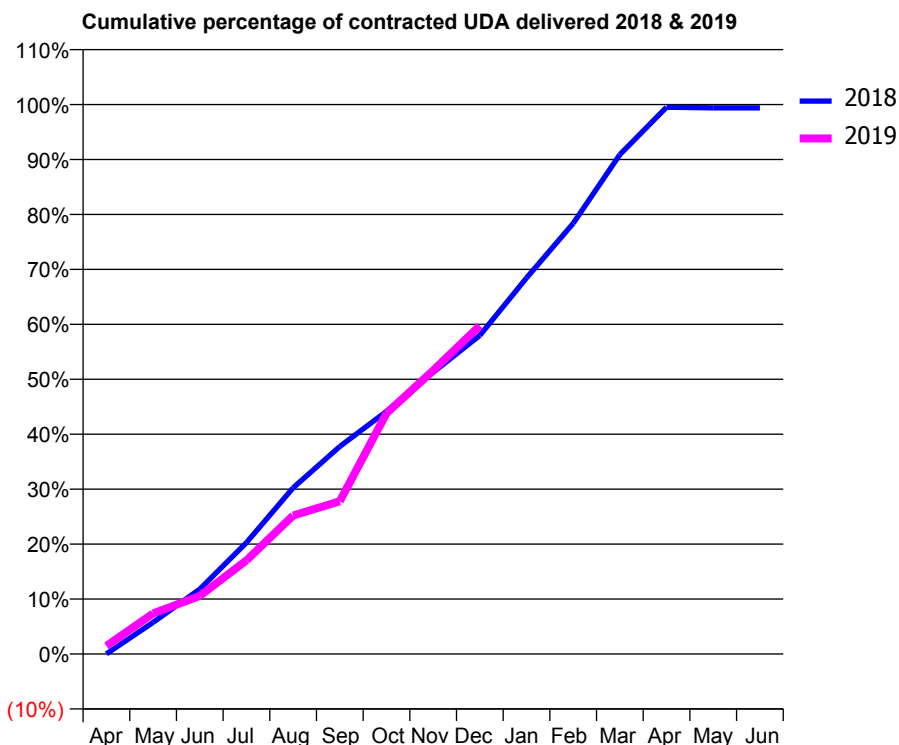
18/19 Contracted general activity (UDA)	13,879
Carry forward general activity (UDA)	87
18/19 Contracted orthodontic activity (UOA)	0
Carry forward orthodontic activity (UOA)	0
Baseline contract value	£479,866.87

ACCESS*

Patients seen in 24 months	Total	Change since previous quarter
Quarter ending December 2017	4,382	
Quarter ending March 2018	4,514	↑
Quarter ending June 2018	4,415	↓
Quarter ending September 2018	4,471	→
Quarter ending December 2018	4,472	→
Variance since December 2017	2.1%	↑



ACTIVITY



Month	Adjusted Scheduled Activity (UDA)	
	2018	2019
April	4	203
May	799	1,027
June	1,638	1,466
July	2,815	2,368
August	4,200	3,498
September	5,241	3,858
October	6,129	6,080
November	7,117	7,162
December	8,047	8,294
January	9,498	
February	10,875	
March	12,614	
April	13,810	
May	13,792	
June	13,792	

QUALITY

	Quantity	Base Number	Contract	AT	Region	England
% of FP17s for the same patient ID Re-attending within 3 months - Children	196	1,475	13.3%	12.2%	12.3%	11.8%
% of FP17s for the same patient ID Re-attending within 3 months - Adults	302	2,054	14.7%	16.0%	15.8%	15.6%
% of FP17s for the same patient ID Re-attending between 3 & 9 months - Children	611	1,475	41.4%	58.0%	60.1%	58.8%
% of FP17s for the same patient ID Re-attending between 3 & 9 months - Adults	707	2,054	34.4%	51.3%	53.3%	51.0%
% of FP17s for Band 1 Urgent Courses	188	3,034	6.2%	10.1%	9.0%	9.0%
% of FP17s Relating to Free Repair or Replacements	0	3,034	0.0%	0.8%	1.0%	0.8%
% of FP17s Relating to Continuations	3	3,034	0.1%	0.9%	1.0%	0.9%
% of Patients satisfied with the dentistry they have received	1	2	N/A	95.3%	93.8%	93.2%
% of Patients satisfied with the time they had to wait for an appointment	1	2	N/A	89.3%	89.4%	88.3%

* This is based on patients treated on this contract for their most recent course of treatment. Figures in italics indicate the base number of FP17s or Patient Questionnaire responses are less than 100. N/A is shown where the base number of responses is less than 10 during the period. % is calculated as Quantity/Base number*100

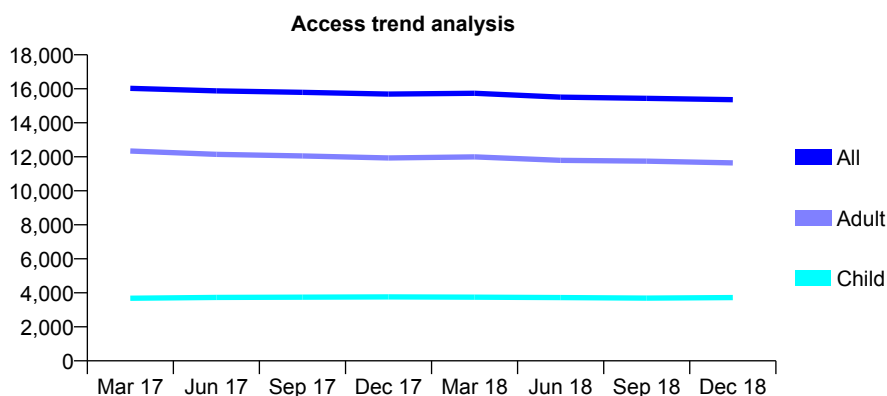
Q46 - Vital Signs At a Glance Contract Report for 239615/0001 - December 2018

Name or company name	MR RS SINGH
Contract type name	GDS Contract
Purpose of contract	General and Orthodontic
Contract start date	01/04/2006
Contract end date	

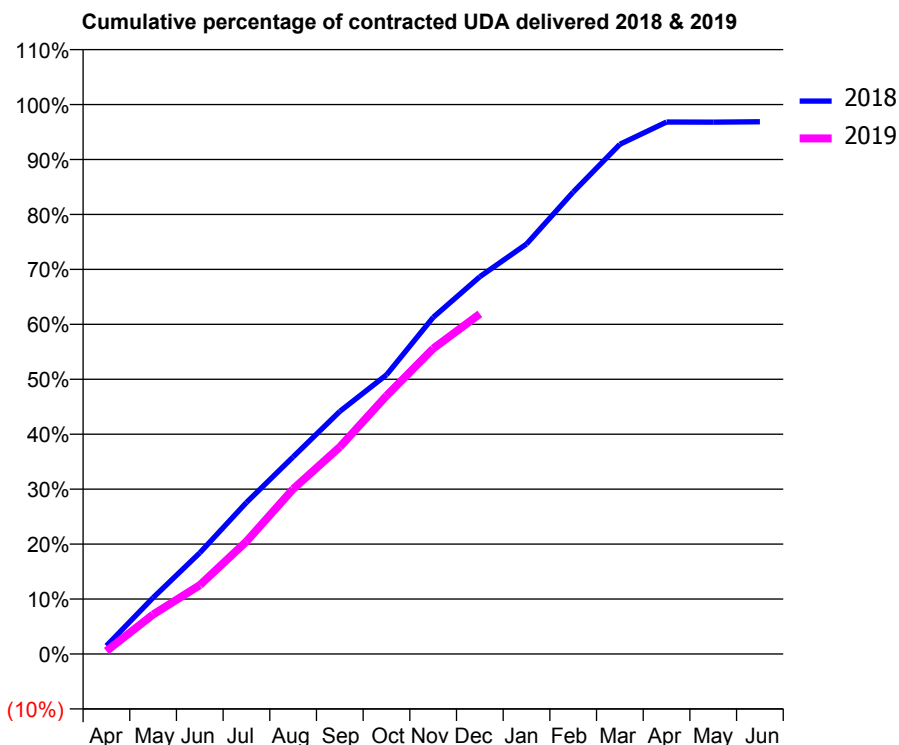
18/19 Contracted general activity (UDA)	39,521
Carry forward general activity (UDA)	1,238
18/19 Contracted orthodontic activity (UOA)	1,091
Carry forward orthodontic activity (UOA)	9
Baseline contract value	£1,410,903.19

ACCESS*

Patients seen in 24 months	Total	Change since previous quarter
Quarter ending December 2017	15,687	
Quarter ending March 2018	15,740	→
Quarter ending June 2018	15,511	↓
Quarter ending September 2018	15,439	→
Quarter ending December 2018	15,363	→
Variance since December 2017	(2.1%)	↓



ACTIVITY



Month	Adjusted Scheduled Activity (UDA)	
	2018	2019
April	585	218
May	4,049	2,840
June	7,275	4,951
July	10,901	8,099
August	14,179	11,864
September	17,455	14,886
October	20,075	18,571
November	24,212	21,963
December	27,134	24,462
January	29,488	
February	33,224	
March	36,659	
April	38,257	
May	38,256	
June	38,283	

QUALITY

	Quantity	Base Number	Contract	AT	Region	England
% of FP17s for the same patient ID Re-attending within 3 months - Children	302	3,297	9.2%	12.2%	12.3%	11.8%
% of FP17s for the same patient ID Re-attending within 3 months - Adults	1,810	10,774	16.8%	16.0%	15.8%	15.6%
% of FP17s for the same patient ID Re-attending between 3 & 9 months - Children	1,415	3,297	42.9%	58.0%	60.1%	58.8%
% of FP17s for the same patient ID Re-attending between 3 & 9 months - Adults	5,106	10,774	47.4%	51.3%	53.3%	51.0%
% of FP17s for Band 1 Urgent Courses	1,011	12,715	8.0%	10.1%	9.0%	9.0%
% of FP17s Relating to Free Repair or Replacements	115	12,715	0.9%	0.8%	1.0%	0.8%
% of FP17s Relating to Continuations	65	12,715	0.5%	0.9%	1.0%	0.9%
% of Patients satisfied with the dentistry they have received	3	3	N/A	95.3%	93.8%	93.2%
% of Patients satisfied with the time they had to wait for an appointment	3	3	N/A	89.3%	89.4%	88.3%

* This is based on patients treated on this contract for their most recent course of treatment. Figures in italics indicate the base number of FP17s or Patient Questionnaire responses are less than 100. N/A is shown where the base number of responses is less than 10 during the period. % is calculated as Quantity/Base number*100

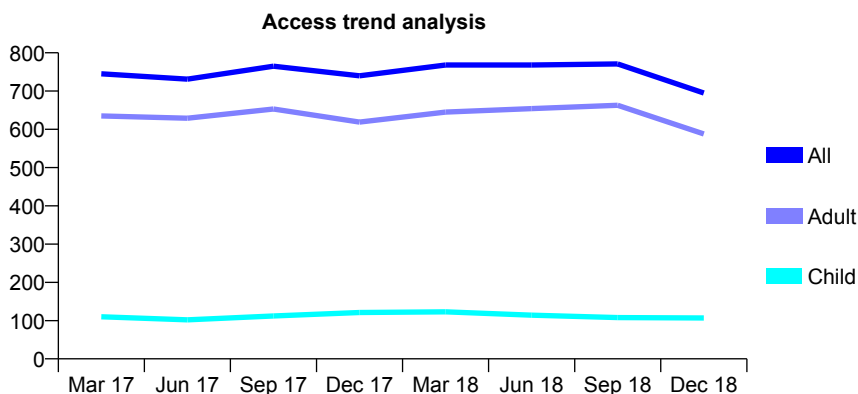
Q46 - Vital Signs At a Glance Contract Report for 239615/0006 - December 2018

Name or company name	MR RS SINGH
Contract type name	PDS Contract
Purpose of contract	General
Contract start date	01/05/2010
Contract end date	31/03/2019

18/19 Contracted general activity (UDA)	1,344
Carry forward general activity (UDA)	0
18/19 Contracted orthodontic activity (UOA)	0
Carry forward orthodontic activity (UOA)	0
Baseline contract value	£92,449.52

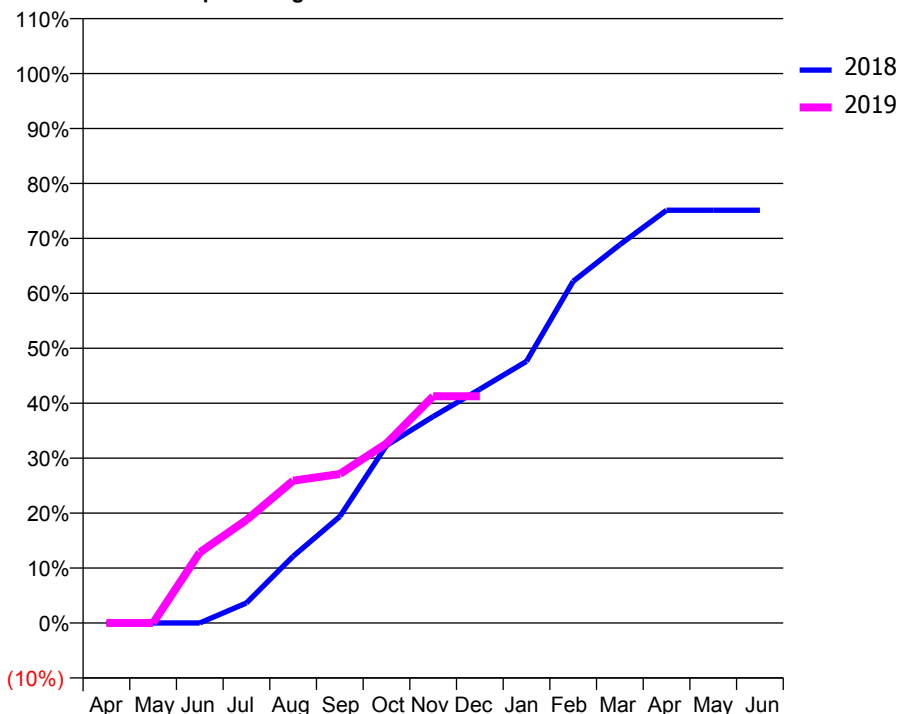
ACCESS*

Patients seen in 24 months	Total	Change since previous quarter
Quarter ending December 2017	740	
Quarter ending March 2018	768	↑
Quarter ending June 2018	768	→
Quarter ending September 2018	771	→
Quarter ending December 2018	695	↓
Variance since December 2017	(6.1%)	↓



ACTIVITY

Cumulative percentage of contracted UDA delivered 2018 & 2019



Month	Adjusted Scheduled Activity (UDA)	
	2018	2019
April	0	0
May	0	0
June	0	173
July	49	252
August	163	348
September	260	365
October	434	439
November	505	555
December	572	555
January	640	
February	836	
March	926	
April	1,010	
May	1,010	
June	1,010	

QUALITY

	Quantity	Base Number	Contract	AT	Region	England
% of FP17s for the same patient ID Re-attending within 3 months - Children	0	106	0.0%	12.2%	12.3%	11.8%
% of FP17s for the same patient ID Re-attending within 3 months - Adults	5	453	1.1%	16.0%	15.8%	15.6%
% of FP17s for the same patient ID Re-attending between 3 & 9 months - Children	0	106	0.0%	58.0%	60.1%	58.8%
% of FP17s for the same patient ID Re-attending between 3 & 9 months - Adults	4	453	0.9%	51.3%	53.3%	51.0%
% of FP17s for Band 1 Urgent Courses	471	476	98.9%	10.1%	9.0%	9.0%
% of FP17s Relating to Free Repair or Replacements	0	476	0.0%	0.8%	1.0%	0.8%
% of FP17s Relating to Continuations	0	476	0.0%	0.9%	1.0%	0.9%
% of Patients satisfied with the dentistry they have received	0	0	N/A	95.3%	93.8%	93.2%
% of Patients satisfied with the time they had to wait for an appointment	0	0	N/A	89.3%	89.4%	88.3%

* This is based on patients treated on this contract for their most recent course of treatment. Figures in italics indicate the base number of FP17s or Patient Questionnaire responses are less than 100. N/A is shown where the base number of responses is less than 10 during the period. % is calculated as Quantity/Base number*100

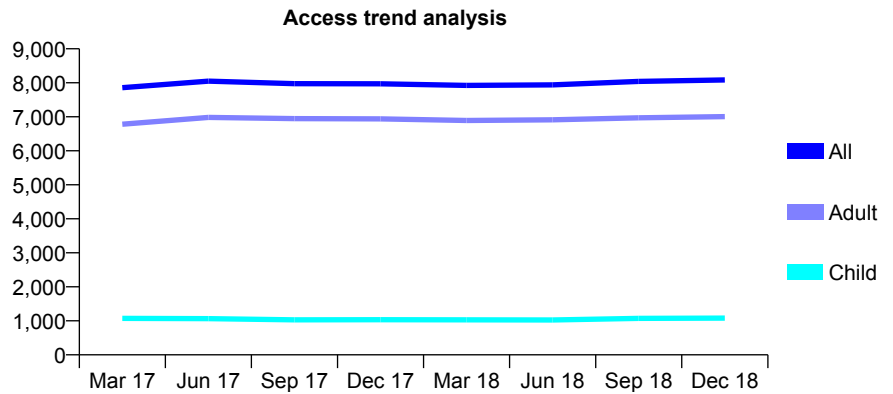
Q46 - Vital Signs At a Glance Contract Report for 243698/0001 - December 2018

Name or company name	Manchester DP Ltd
Contract type name	GDS Contract
Purpose of contract	General
Contract start date	01/04/2006
Contract end date	

18/19 Contracted general activity (UDA)	26,900
Carry forward general activity (UDA)	0
18/19 Contracted orthodontic activity (UOA)	0
Carry forward orthodontic activity (UOA)	0
Baseline contract value	£815,150.14

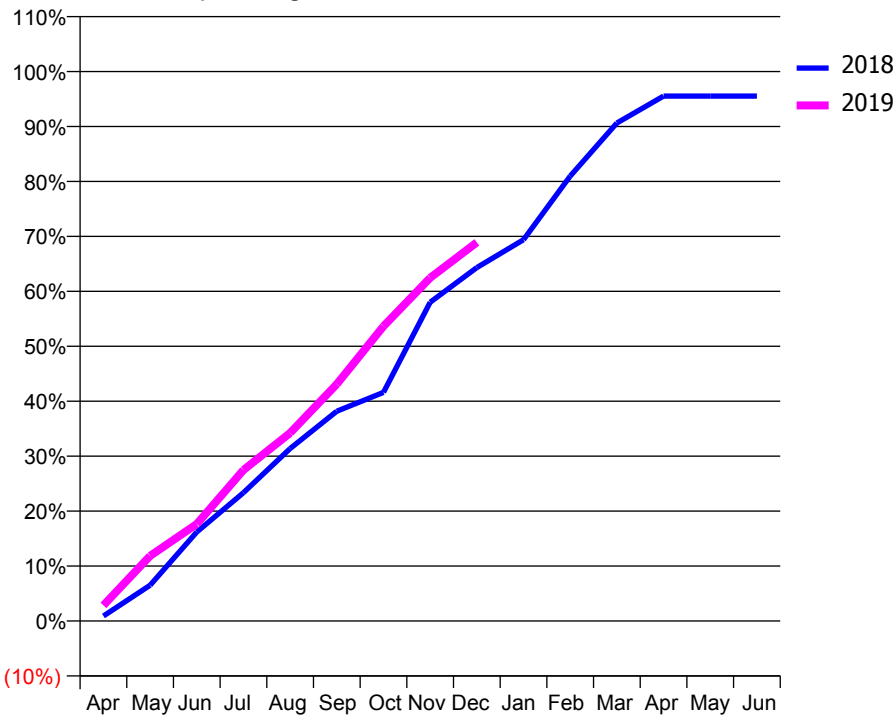
ACCESS*

Patients seen in 24 months	Total	Change since previous quarter
Quarter ending December 2017	7,972	
Quarter ending March 2018	7,922	→
Quarter ending June 2018	7,939	→
Quarter ending September 2018	8,042	→
Quarter ending December 2018	8,086	→
Variance since December 2017	1.4%	→



ACTIVITY

Cumulative percentage of contracted UDA delivered 2018 & 2019



Month	Adjusted Scheduled Activity (UDA)	
	2018	2019
April	245	768
May	1,751	3,190
June	4,354	4,750
July	6,282	7,390
August	8,446	9,208
September	10,270	11,597
October	11,192	14,432
November	15,604	16,796
December	17,302	18,533
January	18,668	
February	21,781	
March	24,377	
April	25,695	
May	25,696	
June	25,699	

QUALITY

	Quantity	Base Number	Contract	AT	Region	England
% of FP17s for the same patient ID Re-attending within 3 months - Children	63	1,057	6.0%	12.2%	12.3%	11.8%
% of FP17s for the same patient ID Re-attending within 3 months - Adults	768	6,486	11.8%	16.0%	15.8%	15.6%
% of FP17s for the same patient ID Re-attending between 3 & 9 months - Children	605	1,057	57.2%	58.0%	60.1%	58.8%
% of FP17s for the same patient ID Re-attending between 3 & 9 months - Adults	3,294	6,486	50.8%	51.3%	53.3%	51.0%
% of FP17s for Band 1 Urgent Courses	738	6,732	11.0%	10.1%	9.0%	9.0%
% of FP17s Relating to Free Repair or Replacements	63	6,732	0.9%	0.8%	1.0%	0.8%
% of FP17s Relating to Continuations	31	6,732	0.5%	0.9%	1.0%	0.9%
% of Patients satisfied with the dentistry they have received	0	0	N/A	95.3%	93.8%	93.2%
% of Patients satisfied with the time they had to wait for an appointment	0	0	N/A	89.3%	89.4%	88.3%

* This is based on patients treated on this contract for their most recent course of treatment. Figures in italics indicate the base number of FP17s or Patient Questionnaire responses are less than 100. N/A is shown where the base number of responses is less than 10 during the period. % is calculated as Quantity/Base number*100

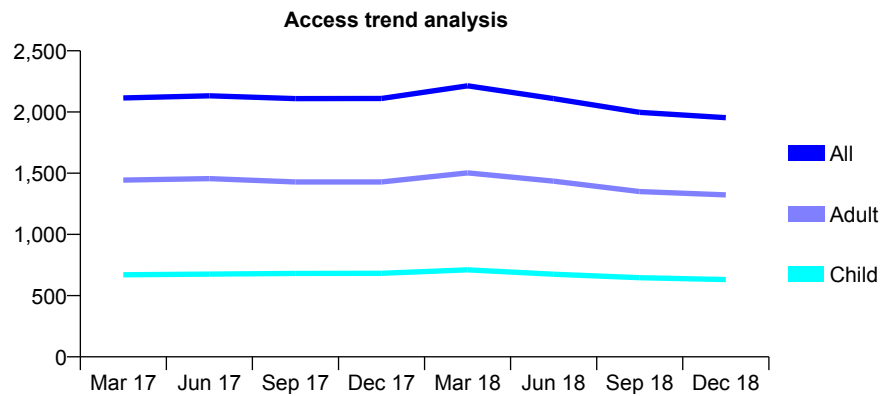
Q46 - Vital Signs At a Glance Contract Report for 243698/0002 - December 2018

Name or company name	MR A SALEEM PARTNERSHIP
Contract type name	GDS Contract
Purpose of contract	General
Contract start date	10/10/2008
Contract end date	

18/19 Contracted general activity (UDA)	6,803
Carry forward general activity (UDA)	3
18/19 Contracted orthodontic activity (UOA)	0
Carry forward orthodontic activity (UOA)	0
Baseline contract value	£184,204.16

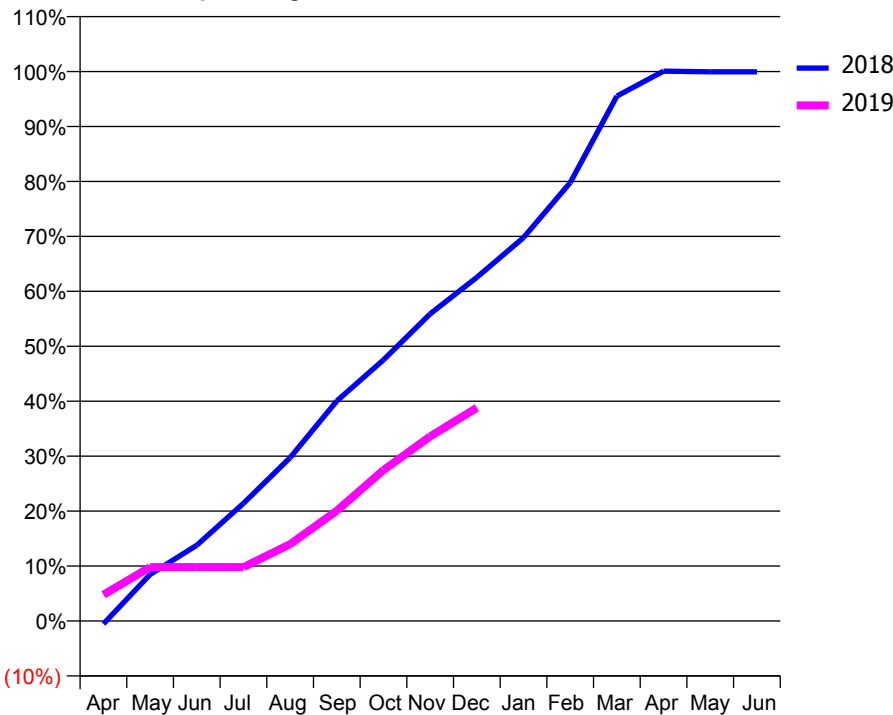
ACCESS*

Patients seen in 24 months	Total	Change since previous quarter
Quarter ending December 2017	2,111	
Quarter ending March 2018	2,214	↑
Quarter ending June 2018	2,110	↓
Quarter ending September 2018	1,997	↓
Quarter ending December 2018	1,954	↓
Variance since December 2017	(7.4%)	↓



ACTIVITY

Cumulative percentage of contracted UDA delivered 2018 & 2019



Month	Adjusted Scheduled Activity (UDA)	
	2018	2019
April	-37	325
May	578	668
June	938	668
July	1,456	668
August	2,024	952
September	2,725	1,366
October	3,233	1,869
November	3,802	2,286
December	4,254	2,641
January	4,748	
February	5,428	
March	6,498	
April	6,807	
May	6,800	
June	6,800	

QUALITY

	Quantity	Base Number	Contract	AT	Region	England
% of FP17s for the same patient ID Re-attending within 3 months - Children	24	466	5.2%	12.2%	12.3%	11.8%
% of FP17s for the same patient ID Re-attending within 3 months - Adults	93	912	10.2%	16.0%	15.8%	15.6%
% of FP17s for the same patient ID Re-attending between 3 & 9 months - Children	274	466	58.8%	58.0%	60.1%	58.8%
% of FP17s for the same patient ID Re-attending between 3 & 9 months - Adults	487	912	53.4%	51.3%	53.3%	51.0%
% of FP17s for Band 1 Urgent Courses	52	1,214	4.3%	10.1%	9.0%	9.0%
% of FP17s Relating to Free Repair or Replacements	2	1,214	0.2%	0.8%	1.0%	0.8%
% of FP17s Relating to Continuations	18	1,214	1.5%	0.9%	1.0%	0.9%
% of Patients satisfied with the dentistry they have received	0	0	N/A	95.3%	93.8%	93.2%
% of Patients satisfied with the time they had to wait for an appointment	0	0	N/A	89.3%	89.4%	88.3%

* This is based on patients treated on this contract for their most recent course of treatment. Figures in italics indicate the base number of FP17s or Patient Questionnaire responses are less than 100. N/A is shown where the base number of responses is less than 10 during the period. % is calculated as Quantity/Base number*100

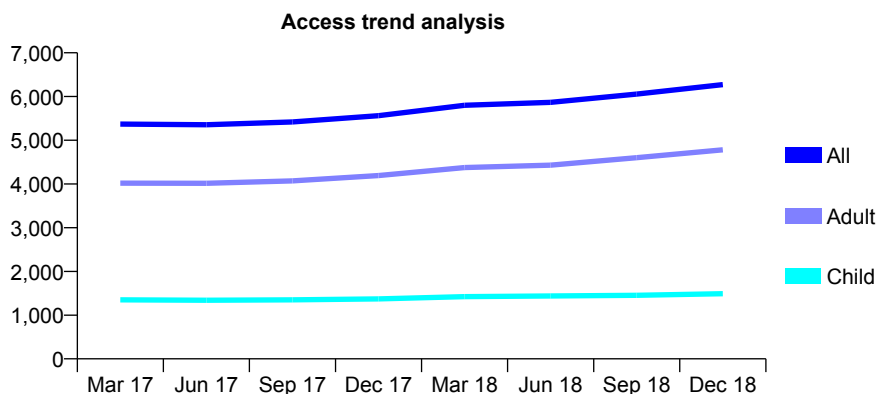
Q46 - Vital Signs At a Glance Contract Report for 245372/0005 - December 2018

Name or company name	Seedat, Ahmed and Hashmi
Contract type name	GDS Contract
Purpose of contract	General
Contract start date	18/12/2008
Contract end date	

18/19 Contracted general activity (UDA)	20,000
Carry forward general activity (UDA)	372
18/19 Contracted orthodontic activity (UOA)	0
Carry forward orthodontic activity (UOA)	0
Baseline contract value	£502,826.96

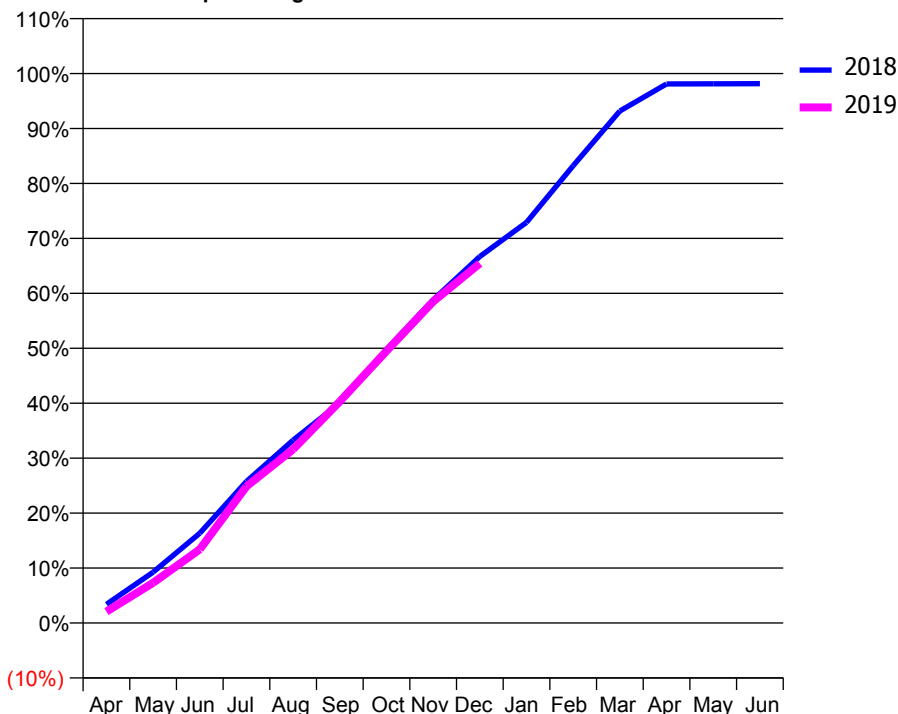
ACCESS*

Patients seen in 24 months	Total	Change since previous quarter
Quarter ending December 2017	5,563	
Quarter ending March 2018	5,800	↑
Quarter ending June 2018	5,867	→
Quarter ending September 2018	6,055	↑
Quarter ending December 2018	6,272	↑
Variance since December 2017	12.7%	↑



ACTIVITY

Cumulative percentage of contracted UDA delivered 2018 & 2019



Month	Adjusted Scheduled Activity (UDA)	
	2018	2019
April	682	415
May	1,851	1,463
June	3,269	2,682
July	5,150	4,973
August	6,655	6,322
September	8,005	8,065
October	9,955	9,899
November	11,763	11,698
December	13,340	13,086
January	14,580	
February	16,642	
March	18,635	
April	19,620	
May	19,624	
June	19,628	

QUALITY

	Quantity	Base Number	Contract	AT	Region	England
% of FP17s for the same patient ID Re-attending within 3 months - Children	156	1,846	8.5%	12.2%	12.3%	11.8%
% of FP17s for the same patient ID Re-attending within 3 months - Adults	678	5,530	12.3%	16.0%	15.8%	15.6%
% of FP17s for the same patient ID Re-attending between 3 & 9 months - Children	1,334	1,846	72.3%	58.0%	60.1%	58.8%
% of FP17s for the same patient ID Re-attending between 3 & 9 months - Adults	3,561	5,530	64.4%	51.3%	53.3%	51.0%
% of FP17s for Band 1 Urgent Courses	538	6,932	7.8%	10.1%	9.0%	9.0%
% of FP17s Relating to Free Repair or Replacements	51	6,932	0.7%	0.8%	1.0%	0.8%
% of FP17s Relating to Continuations	14	6,932	0.2%	0.9%	1.0%	0.9%
% of Patients satisfied with the dentistry they have received	1	1	N/A	95.3%	93.8%	93.2%
% of Patients satisfied with the time they had to wait for an appointment	1	1	N/A	89.3%	89.4%	88.3%

* This is based on patients treated on this contract for their most recent course of treatment. Figures in italics indicate the base number of FP17s or Patient Questionnaire responses are less than 100. N/A is shown where the base number of responses is less than 10 during the period. % is calculated as Quantity/Base number*100

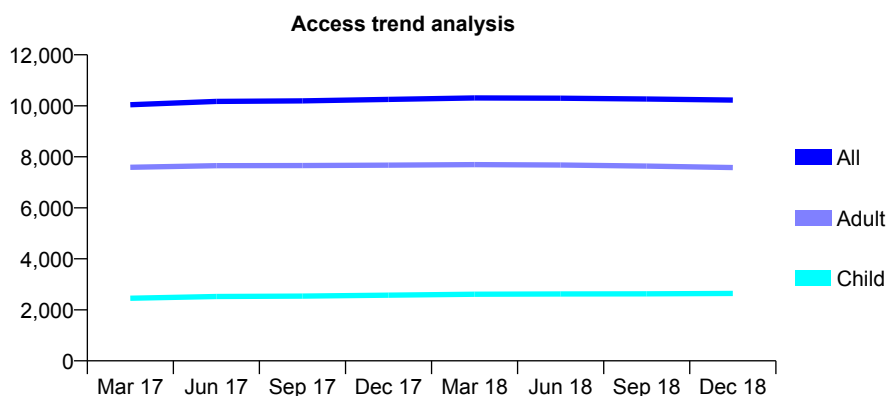
Q46 - Vital Signs At a Glance Contract Report for 245372/0006 - December 2018

Name or company name	MR KK SARANGI
Contract type name	GDS Contract
Purpose of contract	General
Contract start date	01/04/2011
Contract end date	

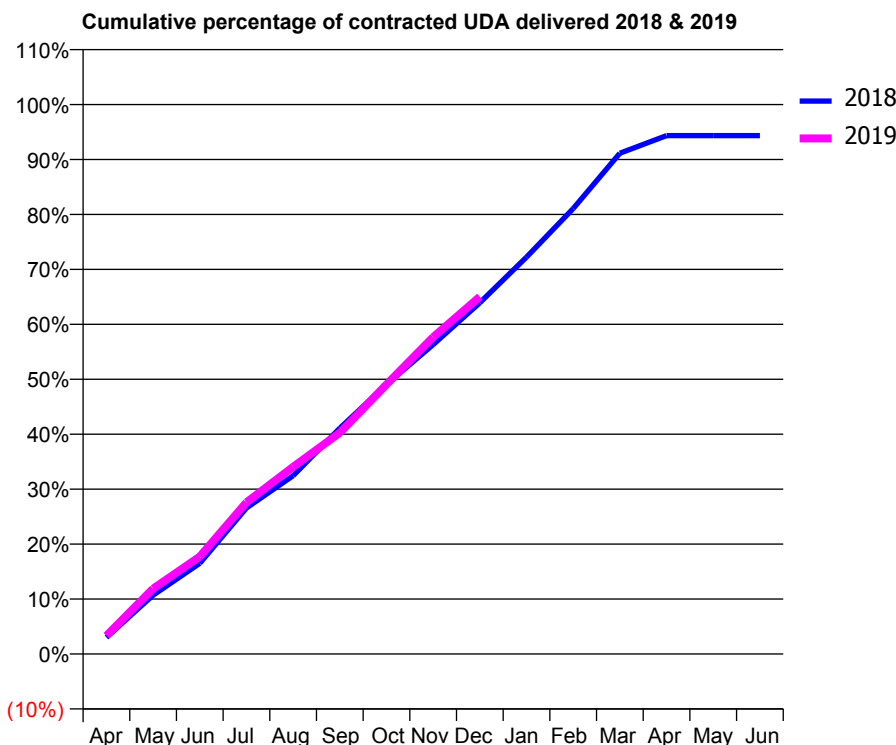
18/19 Contracted general activity (UDA)	29,210
Carry forward general activity (UDA)	0
18/19 Contracted orthodontic activity (UOA)	0
Carry forward orthodontic activity (UOA)	0
Baseline contract value	£734,379.59

ACCESS*

Patients seen in 24 months	Total	Change since previous quarter
Quarter ending December 2017	10,249	
Quarter ending March 2018	10,306	→
Quarter ending June 2018	10,300	→
Quarter ending September 2018	10,266	→
Quarter ending December 2018	10,226	→
Variance since December 2017	(0.2%)	→



ACTIVITY



Month	Adjusted Scheduled Activity (UDA)	
	2018	2019
April	882	971
May	3,130	3,475
June	4,820	5,179
July	7,764	8,063
August	9,477	9,951
September	12,005	11,762
October	14,327	14,329
November	16,451	16,848
December	18,678	18,992
January	21,098	
February	23,679	
March	26,621	
April	27,558	
May	27,558	
June	27,558	

QUALITY

	Quantity	Base Number	Contract	AT	Region	England
% of FP17s for the same patient ID Re-attending within 3 months - Children	177	3,059	5.8%	12.2%	12.3%	11.8%
% of FP17s for the same patient ID Re-attending within 3 months - Adults	1,051	8,716	12.1%	16.0%	15.8%	15.6%
% of FP17s for the same patient ID Re-attending between 3 & 9 months - Children	2,119	3,059	69.3%	58.0%	60.1%	58.8%
% of FP17s for the same patient ID Re-attending between 3 & 9 months - Adults	5,915	8,716	67.9%	51.3%	53.3%	51.0%
% of FP17s for Band 1 Urgent Courses	469	11,252	4.2%	10.1%	9.0%	9.0%
% of FP17s Relating to Free Repair or Replacements	114	11,252	1.0%	0.8%	1.0%	0.8%
% of FP17s Relating to Continuations	188	11,252	1.7%	0.9%	1.0%	0.9%
% of Patients satisfied with the dentistry they have received	2	2	N/A	95.3%	93.8%	93.2%
% of Patients satisfied with the time they had to wait for an appointment	1	2	N/A	89.3%	89.4%	88.3%

* This is based on patients treated on this contract for their most recent course of treatment. Figures in italics indicate the base number of FP17s or Patient Questionnaire responses are less than 100. N/A is shown where the base number of responses is less than 10 during the period. % is calculated as Quantity/Base number*100

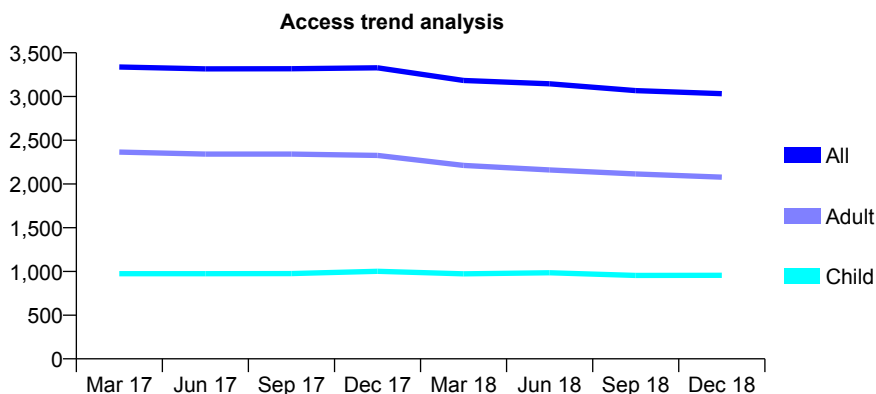
Q46 - Vital Signs At a Glance Contract Report for 245658/0001 - December 2018

Name or company name	MR K HAMEED
Contract type name	GDS Contract
Purpose of contract	General
Contract start date	01/04/2006
Contract end date	

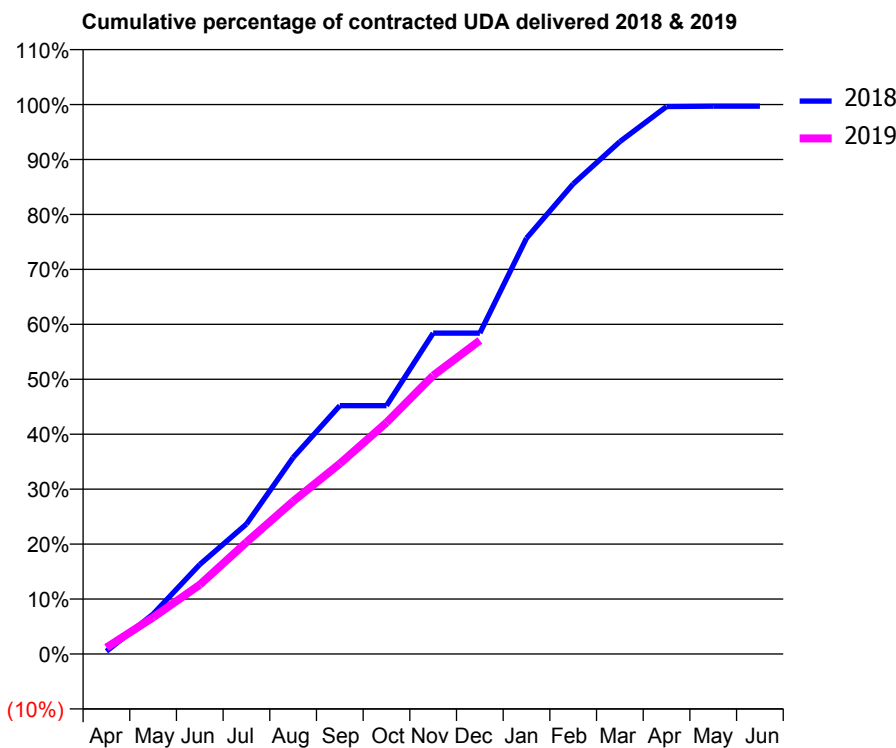
18/19 Contracted general activity (UDA)	8,433
Carry forward general activity (UDA)	26
18/19 Contracted orthodontic activity (UOA)	0
Carry forward orthodontic activity (UOA)	0
Baseline contract value	£234,547.26

ACCESS*

Patients seen in 24 months	Total	Change since previous quarter
Quarter ending December 2017	3,328	
Quarter ending March 2018	3,184	↓
Quarter ending June 2018	3,145	↓
Quarter ending September 2018	3,068	↓
Quarter ending December 2018	3,033	↓
Variance since December 2017	(8.9%)	↓



ACTIVITY



Adjusted Scheduled Activity (UDA)		
Month	2018	2019
April	42	99
May	612	562
June	1,373	1,064
July	1,994	1,715
August	3,015	2,344
September	3,811	2,921
October	3,811	3,553
November	4,924	4,274
December	4,924	4,812
January	6,382	
February	7,215	
March	7,863	
April	8,402	
May	8,407	
June	8,407	

QUALITY

	Quantity	Base Number	Contract	AT	Region	England
% of FP17s for the same patient ID Re-attending within 3 months - Children	116	1,125	10.3%	12.2%	12.3%	11.8%
% of FP17s for the same patient ID Re-attending within 3 months - Adults	312	1,945	16.0%	16.0%	15.8%	15.6%
% of FP17s for the same patient ID Re-attending between 3 & 9 months - Children	723	1,125	64.3%	58.0%	60.1%	58.8%
% of FP17s for the same patient ID Re-attending between 3 & 9 months - Adults	1,037	1,945	53.3%	51.3%	53.3%	51.0%
% of FP17s for Band 1 Urgent Courses	205	2,686	7.6%	10.1%	9.0%	9.0%
% of FP17s Relating to Free Repair or Replacements	0	2,686	0.0%	0.8%	1.0%	0.8%
% of FP17s Relating to Continuations	37	2,686	1.4%	0.9%	1.0%	0.9%
% of Patients satisfied with the dentistry they have received	0	0	N/A	95.3%	93.8%	93.2%
% of Patients satisfied with the time they had to wait for an appointment	0	0	N/A	89.3%	89.4%	88.3%

* This is based on patients treated on this contract for their most recent course of treatment. Figures in italics indicate the base number of FP17s or Patient Questionnaire responses are less than 100. N/A is shown where the base number of responses is less than 10 during the period. % is calculated as Quantity/Base number*100

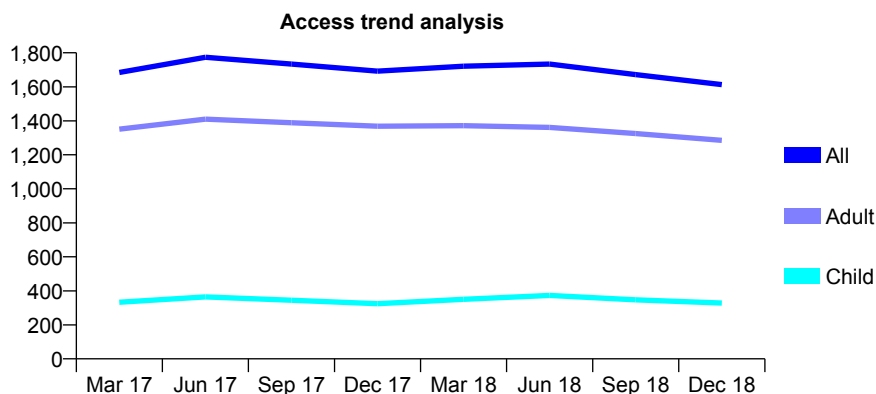
Q46 - Vital Signs At a Glance Contract Report for 246441/0001 - December 2018

Name or company name	MR R KEIGHOBADI
Contract type name	GDS Contract
Purpose of contract	General
Contract start date	01/04/2006
Contract end date	

18/19 Contracted general activity (UDA)	5,431
Carry forward general activity (UDA)	-109
18/19 Contracted orthodontic activity (UOA)	0
Carry forward orthodontic activity (UOA)	0
Baseline contract value	£145,652.52

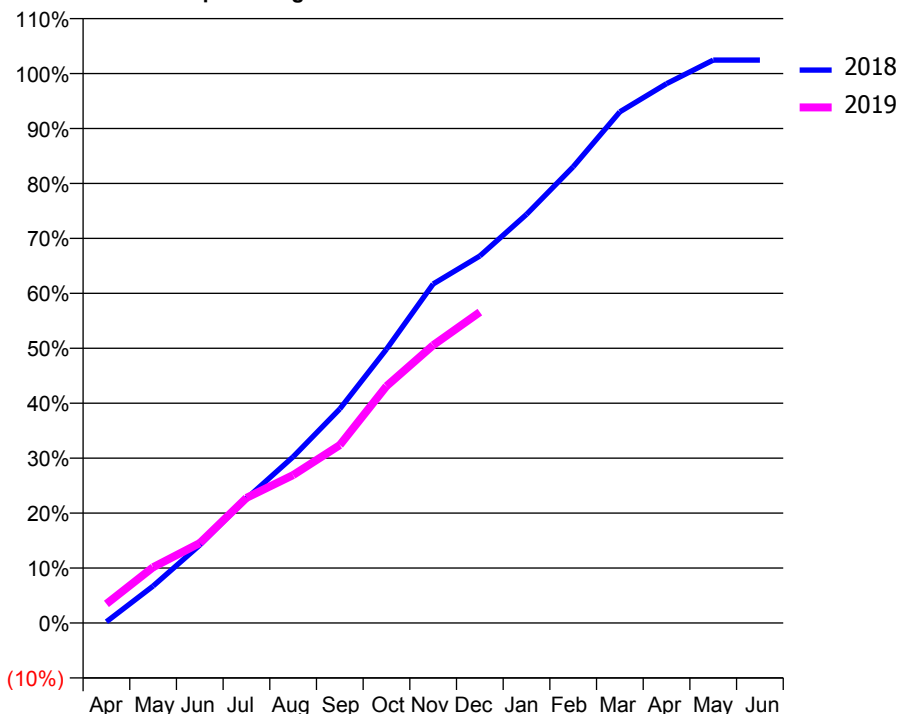
ACCESS*

Patients seen in 24 months	Total	Change since previous quarter
Quarter ending December 2017	1,692	
Quarter ending March 2018	1,721	→
Quarter ending June 2018	1,734	→
Quarter ending September 2018	1,672	↓
Quarter ending December 2018	1,613	↓
Variance since December 2017	(4.7%)	↓



ACTIVITY

Cumulative percentage of contracted UDA delivered 2018 & 2019



Month	Adjusted Scheduled Activity (UDA)	
	2018	2019
April	13	189
May	365	552
June	770	790
July	1,231	1,236
August	1,642	1,463
September	2,116	1,759
October	2,707	2,342
November	3,351	2,746
December	3,627	3,073
January	4,039	
February	4,509	
March	5,052	
April	5,330	
May	5,563	
June	5,563	

QUALITY

	Quantity	Base Number	Contract	AT	Region	England
% of FP17s for the same patient ID Re-attending within 3 months - Children	18	316	5.7%	12.2%	12.3%	11.8%
% of FP17s for the same patient ID Re-attending within 3 months - Adults	154	1,079	14.3%	16.0%	15.8%	15.6%
% of FP17s for the same patient ID Re-attending between 3 & 9 months - Children	129	316	40.8%	58.0%	60.1%	58.8%
% of FP17s for the same patient ID Re-attending between 3 & 9 months - Adults	420	1,079	38.9%	51.3%	53.3%	51.0%
% of FP17s for Band 1 Urgent Courses	119	1,209	9.8%	10.1%	9.0%	9.0%
% of FP17s Relating to Free Repair or Replacements	3	1,209	0.2%	0.8%	1.0%	0.8%
% of FP17s Relating to Continuations	6	1,209	0.5%	0.9%	1.0%	0.9%
% of Patients satisfied with the dentistry they have received	2	2	N/A	95.3%	93.8%	93.2%
% of Patients satisfied with the time they had to wait for an appointment	2	2	N/A	89.3%	89.4%	88.3%

* This is based on patients treated on this contract for their most recent course of treatment. Figures in italics indicate the base number of FP17s or Patient Questionnaire responses are less than 100. N/A is shown where the base number of responses is less than 10 during the period. % is calculated as Quantity/Base number*100

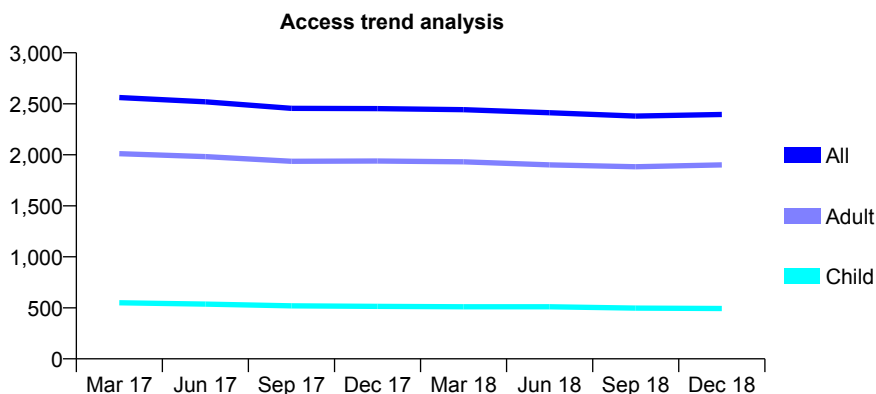
Q46 - Vital Signs At a Glance Contract Report for 253081/0001 - December 2018

Name or company name	MISS GM Zverblis
Contract type name	GDS Contract
Purpose of contract	General
Contract start date	01/04/2006
Contract end date	

18/19 Contracted general activity (UDA)	8,542
Carry forward general activity (UDA)	-103
18/19 Contracted orthodontic activity (UOA)	0
Carry forward orthodontic activity (UOA)	0
Baseline contract value	£214,757.38

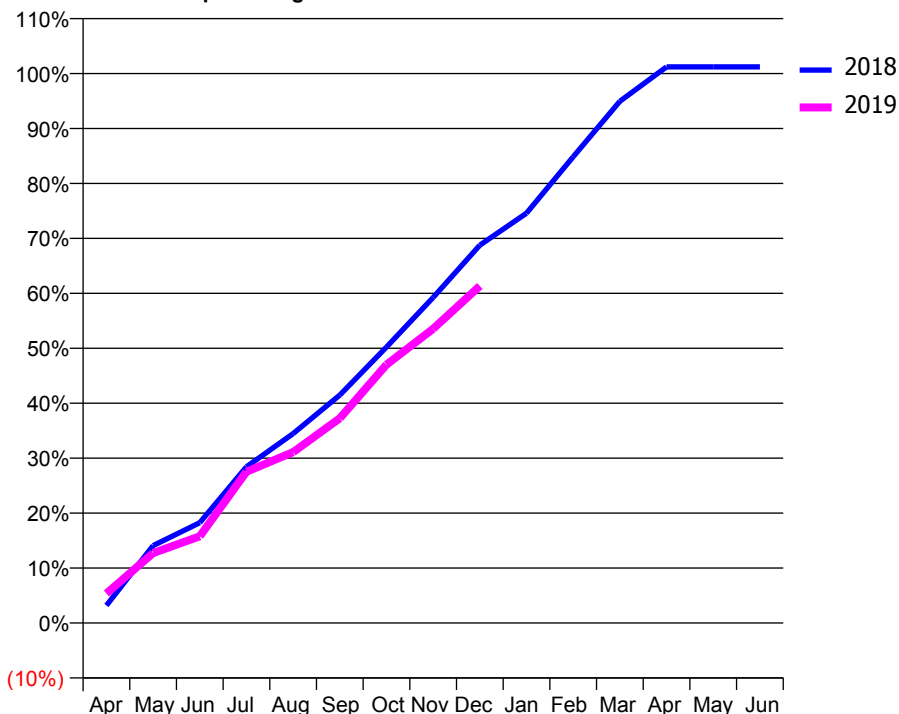
ACCESS*

Patients seen in 24 months	Total	Change since previous quarter
Quarter ending December 2017	2,453	
Quarter ending March 2018	2,442	→
Quarter ending June 2018	2,412	↓
Quarter ending September 2018	2,380	↓
Quarter ending December 2018	2,395	→
Variance since December 2017	(2.4%)	↓



ACTIVITY

Cumulative percentage of contracted UDA delivered 2018 & 2019



Month	Adjusted Scheduled Activity (UDA)	
	2018	2019
April	273	460
May	1,203	1,088
June	1,560	1,348
July	2,429	2,351
August	2,945	2,657
September	3,543	3,184
October	4,289	4,016
November	5,060	4,573
December	5,874	5,240
January	6,370	
February	7,247	
March	8,110	
April	8,645	
May	8,645	
June	8,645	

QUALITY

	Quantity	Base Number	Contract	AT	Region	England
% of FP17s for the same patient ID Re-attending within 3 months - Children	15	593	2.5%	12.2%	12.3%	11.8%
% of FP17s for the same patient ID Re-attending within 3 months - Adults	319	2,330	13.7%	16.0%	15.8%	15.6%
% of FP17s for the same patient ID Re-attending between 3 & 9 months - Children	406	593	68.5%	58.0%	60.1%	58.8%
% of FP17s for the same patient ID Re-attending between 3 & 9 months - Adults	1,351	2,330	58.0%	51.3%	53.3%	51.0%
% of FP17s for Band 1 Urgent Courses	243	2,735	8.9%	10.1%	9.0%	9.0%
% of FP17s Relating to Free Repair or Replacements	38	2,735	1.4%	0.8%	1.0%	0.8%
% of FP17s Relating to Continuations	13	2,735	0.5%	0.9%	1.0%	0.9%
% of Patients satisfied with the dentistry they have received	1	1	N/A	95.3%	93.8%	93.2%
% of Patients satisfied with the time they had to wait for an appointment	1	1	N/A	89.3%	89.4%	88.3%

* This is based on patients treated on this contract for their most recent course of treatment. Figures in italics indicate the base number of FP17s or Patient Questionnaire responses are less than 100. N/A is shown where the base number of responses is less than 10 during the period. % is calculated as Quantity/Base number*100

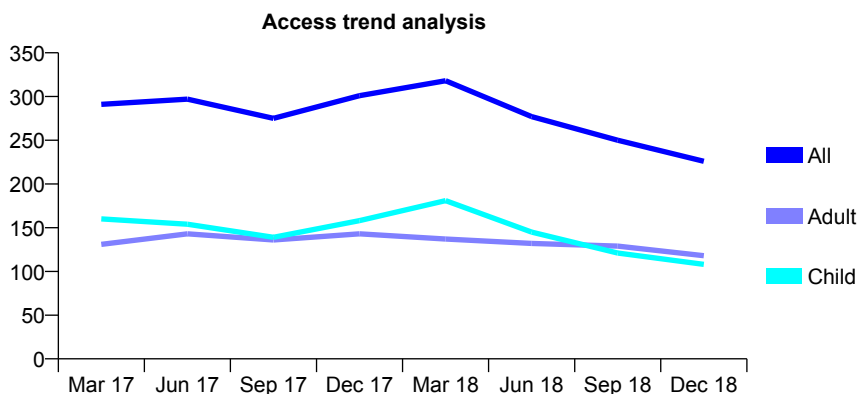
Q46 - Vital Signs At a Glance Contract Report for 253081/0003 - December 2018

Name or company name	MISS GM Zverblis
Contract type name	GDS Contract
Purpose of contract	General
Contract start date	14/09/2015
Contract end date	

18/19 Contracted general activity (UDA)	730
Carry forward general activity (UDA)	17
18/19 Contracted orthodontic activity (UOA)	0
Carry forward orthodontic activity (UOA)	0
Baseline contract value	£18,353.18

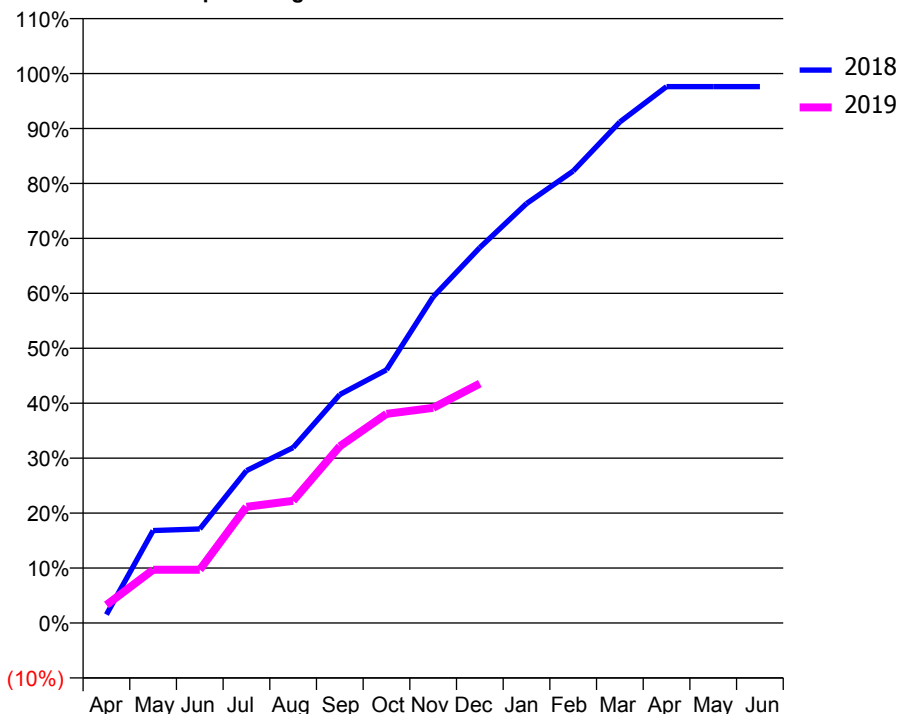
ACCESS*

Patients seen in 24 months	Total	Change since previous quarter
Quarter ending December 2017	301	
Quarter ending March 2018	318	↑
Quarter ending June 2018	277	↓
Quarter ending September 2018	250	↓
Quarter ending December 2018	226	↓
Variance since December 2017	(24.9%)	↓



ACTIVITY

Cumulative percentage of contracted UDA delivered 2018 & 2019



Adjusted Scheduled Activity (UDA)		
Month	2018	2019
April	11	24
May	123	71
June	125	71
July	202	154
August	233	162
September	304	235
October	336	278
November	433	286
December	499	318
January	557	
February	600	
March	666	
April	713	
May	713	
June	713	

QUALITY

	Quantity	Base Number	Contract	AT	Region	England
% of FP17s for the same patient ID Re-attending within 3 months - Children	3	122	2.5%	12.2%	12.3%	11.8%
% of FP17s for the same patient ID Re-attending within 3 months - Adults	3	112	2.7%	16.0%	15.8%	15.6%
% of FP17s for the same patient ID Re-attending between 3 & 9 months - Children	47	122	38.5%	58.0%	60.1%	58.8%
% of FP17s for the same patient ID Re-attending between 3 & 9 months - Adults	21	112	18.8%	51.3%	53.3%	51.0%
% of FP17s for Band 1 Urgent Courses	10	201	5.0%	10.1%	9.0%	9.0%
% of FP17s Relating to Free Repair or Replacements	0	201	0.0%	0.8%	1.0%	0.8%
% of FP17s Relating to Continuations	0	201	0.0%	0.9%	1.0%	0.9%
% of Patients satisfied with the dentistry they have received	0	0	N/A	95.3%	93.8%	93.2%
% of Patients satisfied with the time they had to wait for an appointment	0	0	N/A	89.3%	89.4%	88.3%

* This is based on patients treated on this contract for their most recent course of treatment. Figures in italics indicate the base number of FP17s or Patient Questionnaire responses are less than 100. N/A is shown where the base number of responses is less than 10 during the period. % is calculated as Quantity/Base number*100

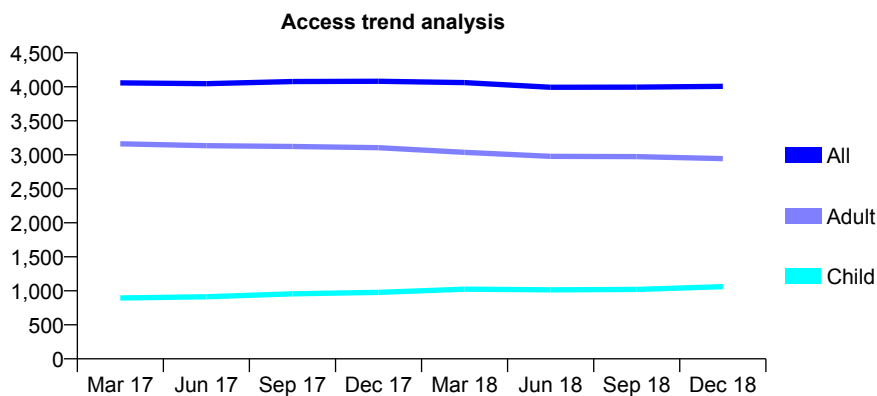
Q46 - Vital Signs At a Glance Contract Report for 258873/0001 - December 2018

Name or company name	MR VK AGGARWAL
Contract type name	GDS Contract
Purpose of contract	General
Contract start date	01/04/2012
Contract end date	

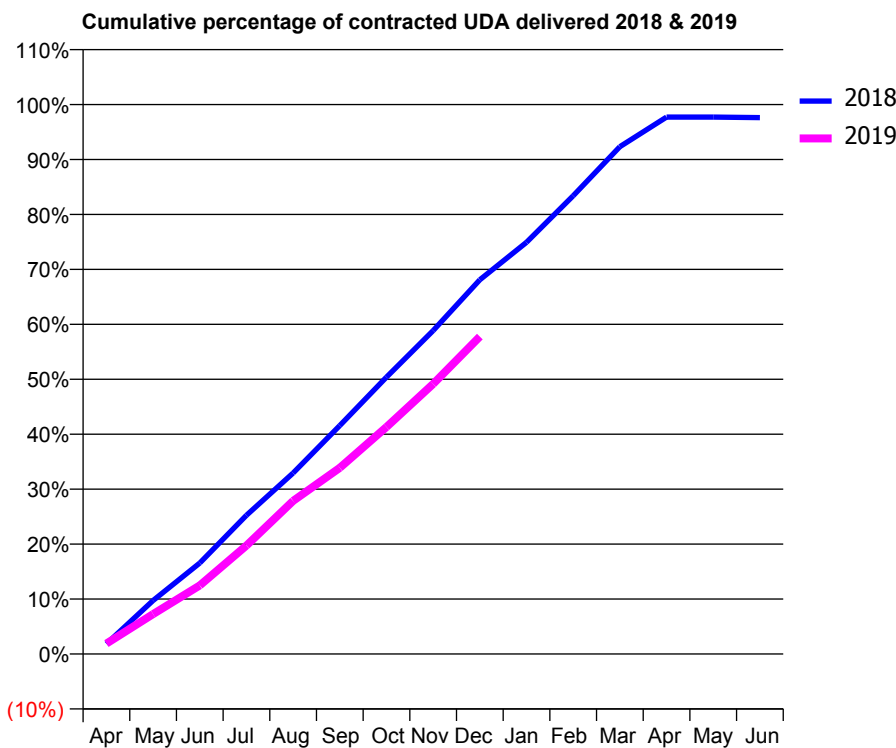
18/19 Contracted general activity (UDA)	13,233
Carry forward general activity (UDA)	315
18/19 Contracted orthodontic activity (UOA)	0
Carry forward orthodontic activity (UOA)	0
Baseline contract value	£332,695.45

ACCESS*

Patients seen in 24 months	Total	Change since previous quarter
Quarter ending December 2017	4,082	
Quarter ending March 2018	4,061	→
Quarter ending June 2018	3,993	↓
Quarter ending September 2018	3,995	→
Quarter ending December 2018	4,007	→
Variance since December 2017	(1.8%)	↓



ACTIVITY



Month	Adjusted Scheduled Activity (UDA)	
	2018	2019
April	244	252
May	1,289	963
June	2,191	1,651
July	3,341	2,611
August	4,359	3,688
September	5,503	4,485
October	6,668	5,467
November	7,790	6,505
December	9,013	7,645
January	9,916	
February	11,036	
March	12,216	
April	12,929	
May	12,931	
June	12,918	

QUALITY

	Quantity	Base Number	Contract	AT	Region	England
% of FP17s for the same patient ID Re-attending within 3 months - Children	99	1,302	7.6%	12.2%	12.3%	11.8%
% of FP17s for the same patient ID Re-attending within 3 months - Adults	376	3,425	11.0%	16.0%	15.8%	15.6%
% of FP17s for the same patient ID Re-attending between 3 & 9 months - Children	893	1,302	68.6%	58.0%	60.1%	58.8%
% of FP17s for the same patient ID Re-attending between 3 & 9 months - Adults	2,361	3,425	68.9%	51.3%	53.3%	51.0%
% of FP17s for Band 1 Urgent Courses	339	4,458	7.6%	10.1%	9.0%	9.0%
% of FP17s Relating to Free Repair or Replacements	61	4,458	1.4%	0.8%	1.0%	0.8%
% of FP17s Relating to Continuations	10	4,458	0.2%	0.9%	1.0%	0.9%
% of Patients satisfied with the dentistry they have received	15	15	100.0%	95.3%	93.8%	93.2%
% of Patients satisfied with the time they had to wait for an appointment	13	15	86.7%	89.3%	89.4%	88.3%

* This is based on patients treated on this contract for their most recent course of treatment. Figures in italics indicate the base number of FP17s or Patient Questionnaire responses are less than 100. N/A is shown where the base number of responses is less than 10 during the period. % is calculated as Quantity/Base number*100

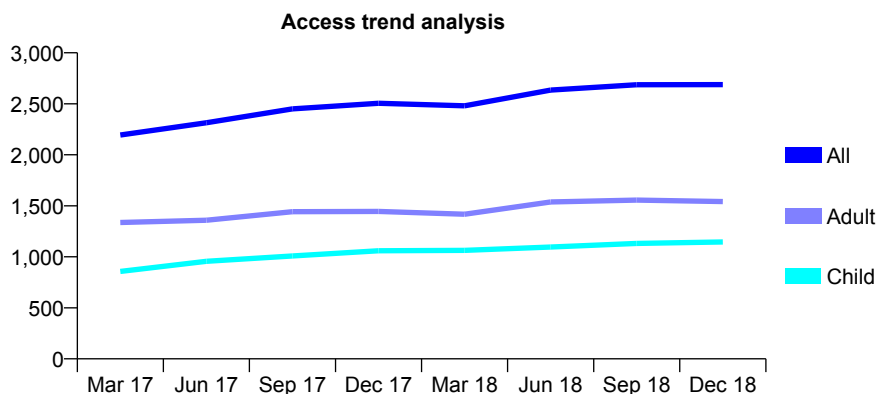
Q46 - Vital Signs At a Glance Contract Report for 261963/0001 - December 2018

Name or company name	MISS A AHMED
Contract type name	GDS Contract
Purpose of contract	General
Contract start date	01/04/2006
Contract end date	

18/19 Contracted general activity (UDA)	6,625
Carry forward general activity (UDA)	-3
18/19 Contracted orthodontic activity (UOA)	0
Carry forward orthodontic activity (UOA)	0
Baseline contract value	£203,689.48

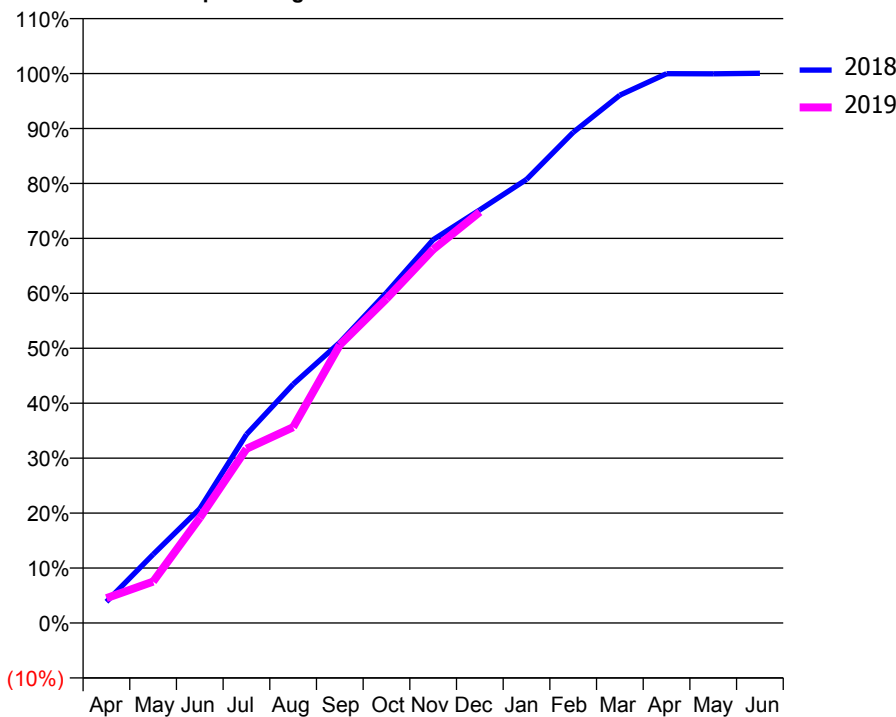
ACCESS*

Patients seen in 24 months	Total	Change since previous quarter
Quarter ending December 2017	2,505	
Quarter ending March 2018	2,480	→
Quarter ending June 2018	2,634	↑
Quarter ending September 2018	2,687	↑
Quarter ending December 2018	2,688	→
Variance since December 2017	7.3%	↑



ACTIVITY

Cumulative percentage of contracted UDA delivered 2018 & 2019



Month	Adjusted Scheduled Activity (UDA)	
	2018	2019
April	257	299
May	827	498
June	1,378	1,267
July	2,275	2,100
August	2,878	2,362
September	3,384	3,353
October	3,983	3,909
November	4,622	4,503
December	4,981	4,955
January	5,348	
February	5,916	
March	6,363	
April	6,623	
May	6,622	
June	6,628	

QUALITY

	Quantity	Base Number	Contract	AT	Region	England
% of FP17s for the same patient ID Re-attending within 3 months - Children	155	1,328	11.7%	12.2%	12.3%	11.8%
% of FP17s for the same patient ID Re-attending within 3 months - Adults	225	1,679	13.4%	16.0%	15.8%	15.6%
% of FP17s for the same patient ID Re-attending between 3 & 9 months - Children	786	1,328	59.2%	58.0%	60.1%	58.8%
% of FP17s for the same patient ID Re-attending between 3 & 9 months - Adults	918	1,679	54.7%	51.3%	53.3%	51.0%
% of FP17s for Band 1 Urgent Courses	194	2,839	6.8%	10.1%	9.0%	9.0%
% of FP17s Relating to Free Repair or Replacements	6	2,839	0.2%	0.8%	1.0%	0.8%
% of FP17s Relating to Continuations	0	2,839	0.0%	0.9%	1.0%	0.9%
% of Patients satisfied with the dentistry they have received	1	1	N/A	95.3%	93.8%	93.2%
% of Patients satisfied with the time they had to wait for an appointment	1	1	N/A	89.3%	89.4%	88.3%

* This is based on patients treated on this contract for their most recent course of treatment. Figures in italics indicate the base number of FP17s or Patient Questionnaire responses are less than 100. N/A is shown where the base number of responses is less than 10 during the period. % is calculated as Quantity/Base number*100

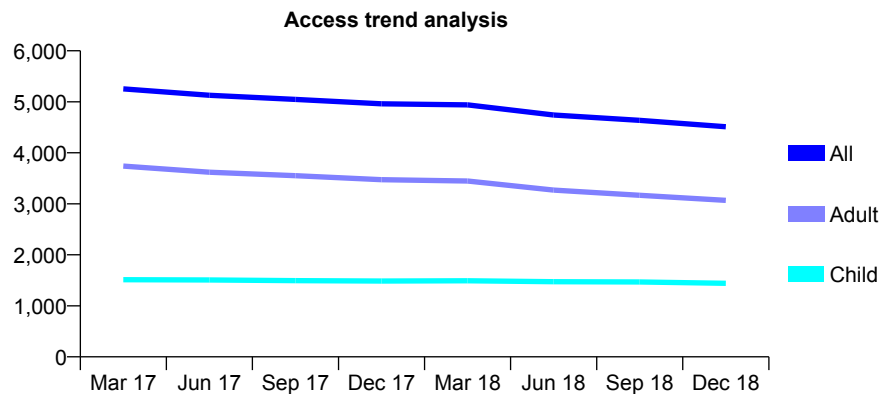
Q46 - Vital Signs At a Glance Contract Report for 295183/0001 - December 2018

Name or company name	MR CC LIU
Contract type name	GDS Contract
Purpose of contract	General
Contract start date	01/03/2014
Contract end date	

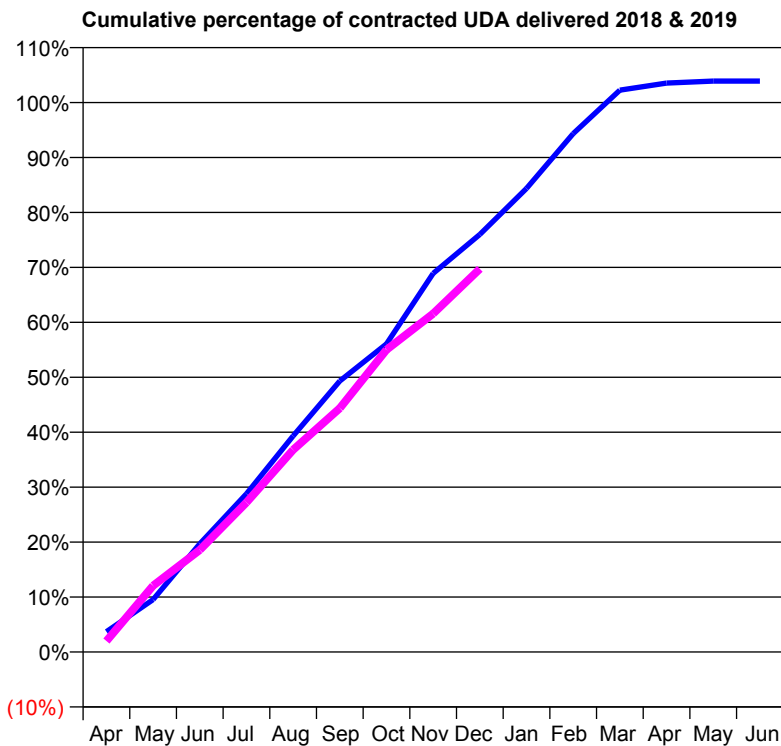
18/19 Contracted general activity (UDA)	15,034
Carry forward general activity (UDA)	-301
18/19 Contracted orthodontic activity (UOA)	0
Carry forward orthodontic activity (UOA)	0
Baseline contract value	£443,999.44

ACCESS*

Patients seen in 24 months	Total	Change since previous quarter
Quarter ending December 2017	4,960	
Quarter ending March 2018	4,939	→
Quarter ending June 2018	4,741	↓
Quarter ending September 2018	4,636	↓
Quarter ending December 2018	4,511	↓
Variance since December 2017	(9.1%)	↓



ACTIVITY



Month	Adjusted Scheduled Activity (UDA)	
	2018	2019
April	557	301
May	1,435	1,814
June	2,962	2,791
July	4,330	4,091
August	5,912	5,533
September	7,415	6,670
October	8,429	8,268
November	10,361	9,257
December	11,424	10,483
January	12,684	
February	14,183	
March	15,372	
April	15,566	
May	15,619	
June	15,619	

QUALITY

	Quantity	Base Number	Contract	AT	Region	England
% of FP17s for the same patient ID Re-attending within 3 months - Children	87	1,535	5.7%	12.2%	12.3%	11.8%
% of FP17s for the same patient ID Re-attending within 3 months - Adults	315	2,887	10.9%	16.0%	15.8%	15.6%
% of FP17s for the same patient ID Re-attending between 3 & 9 months - Children	785	1,535	51.1%	58.0%	60.1%	58.8%
% of FP17s for the same patient ID Re-attending between 3 & 9 months - Adults	1,406	2,887	48.7%	51.3%	53.3%	51.0%
% of FP17s for Band 1 Urgent Courses	349	4,325	8.1%	10.1%	9.0%	9.0%
% of FP17s Relating to Free Repair or Replacements	17	4,325	0.4%	0.8%	1.0%	0.8%
% of FP17s Relating to Continuations	0	4,325	0.0%	0.9%	1.0%	0.9%
% of Patients satisfied with the dentistry they have received	0	1	N/A	95.3%	93.8%	93.2%
% of Patients satisfied with the time they had to wait for an appointment	1	1	N/A	89.3%	89.4%	88.3%

* This is based on patients treated on this contract for their most recent course of treatment. Figures in italics indicate the base number of FP17s or Patient Questionnaire responses are less than 100. N/A is shown where the base number of responses is less than 10 during the period. % is calculated as Quantity/Base number*100

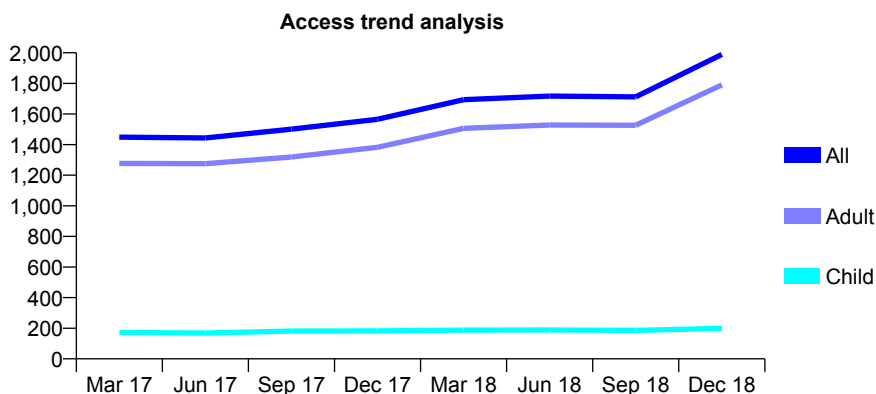
Q46 - Vital Signs At a Glance Contract Report for 305294/0001 - December 2018

Name or company name	City Centre Dentists
Contract type name	GDS Contract
Purpose of contract	General
Contract start date	01/04/2006
Contract end date	

18/19 Contracted general activity (UDA)	6,720
Carry forward general activity (UDA)	0
18/19 Contracted orthodontic activity (UOA)	0
Carry forward orthodontic activity (UOA)	0
Baseline contract value	£188,176.67

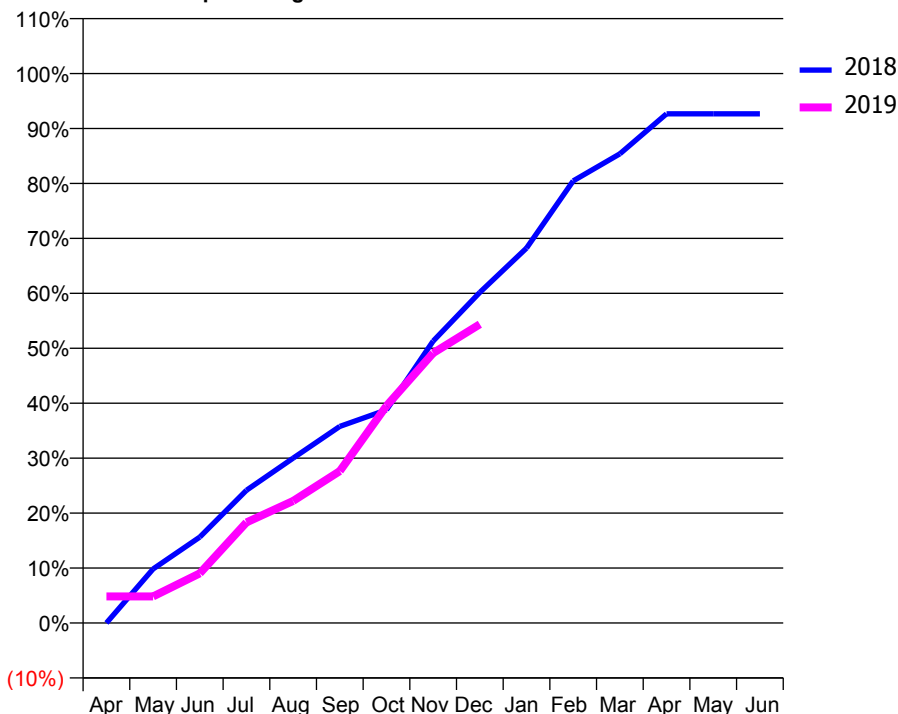
ACCESS*

Patients seen in 24 months	Total	Change since previous quarter
Quarter ending December 2017	1,566	
Quarter ending March 2018	1,694	↑
Quarter ending June 2018	1,717	→
Quarter ending September 2018	1,712	→
Quarter ending December 2018	1,989	↑
Variance since December 2017	27.0%	↑



ACTIVITY

Cumulative percentage of contracted UDA delivered 2018 & 2019



Month	Adjusted Scheduled Activity (UDA)	
	2018	2019
April	1	325
May	662	325
June	1,051	607
July	1,623	1,231
August	2,017	1,493
September	2,404	1,859
October	2,606	2,656
November	3,449	3,302
December	4,044	3,654
January	4,585	
February	5,407	
March	5,737	
April	6,226	
May	6,226	
June	6,226	

QUALITY

	Quantity	Base Number	Contract	AT	Region	England
% of FP17s for the same patient ID Re-attending within 3 months - Children	6	162	3.7%	12.2%	12.3%	11.8%
% of FP17s for the same patient ID Re-attending within 3 months - Adults	113	1,463	7.7%	16.0%	15.8%	15.6%
% of FP17s for the same patient ID Re-attending between 3 & 9 months - Children	57	162	35.2%	58.0%	60.1%	58.8%
% of FP17s for the same patient ID Re-attending between 3 & 9 months - Adults	485	1,463	33.2%	51.3%	53.3%	51.0%
% of FP17s for Band 1 Urgent Courses	93	1,477	6.3%	10.1%	9.0%	9.0%
% of FP17s Relating to Free Repair or Replacements	15	1,477	1.0%	0.8%	1.0%	0.8%
% of FP17s Relating to Continuations	30	1,477	2.0%	0.9%	1.0%	0.9%
% of Patients satisfied with the dentistry they have received	0	0	N/A	95.3%	93.8%	93.2%
% of Patients satisfied with the time they had to wait for an appointment	0	0	N/A	89.3%	89.4%	88.3%

* This is based on patients treated on this contract for their most recent course of treatment. Figures in italics indicate the base number of FP17s or Patient Questionnaire responses are less than 100. N/A is shown where the base number of responses is less than 10 during the period. % is calculated as Quantity/Base number*100

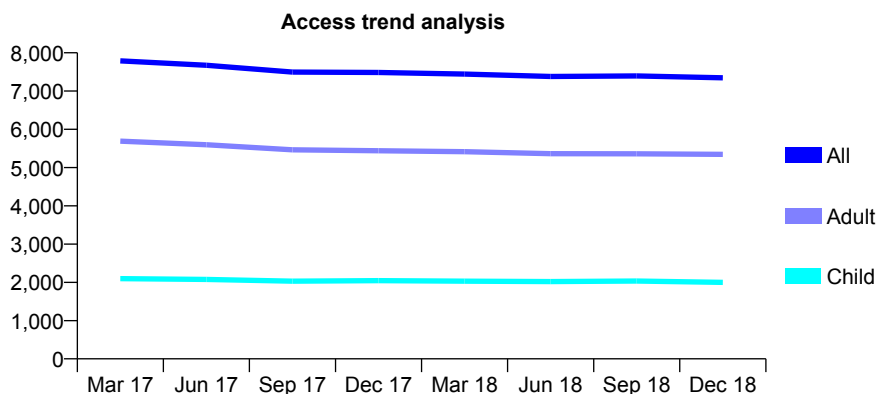
Q46 - Vital Signs At a Glance Contract Report for 309788/0001 - December 2018

Name or company name	Crown Dental Practice Partnership
Contract type name	GDS Contract
Purpose of contract	General
Contract start date	01/04/2006
Contract end date	

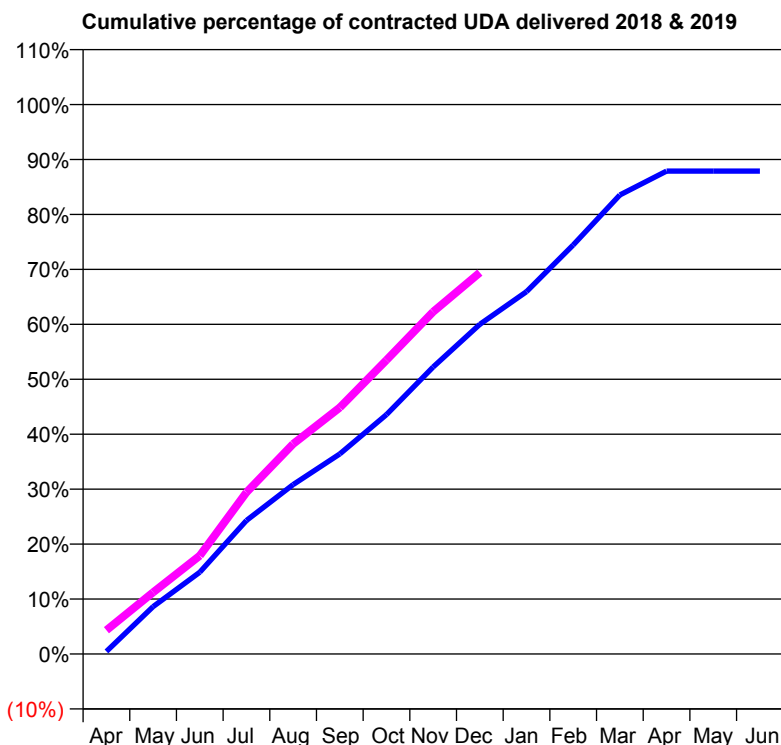
18/19 Contracted general activity (UDA)	22,972
Carry forward general activity (UDA)	0
18/19 Contracted orthodontic activity (UOA)	0
Carry forward orthodontic activity (UOA)	0
Baseline contract value	£786,260.61

ACCESS*

Patients seen in 24 months	Total	Change since previous quarter
Quarter ending December 2017	7,486	
Quarter ending March 2018	7,443	→
Quarter ending June 2018	7,382	→
Quarter ending September 2018	7,395	→
Quarter ending December 2018	7,345	→
Variance since December 2017	(1.9%)	↓



ACTIVITY



Month	Adjusted Scheduled Activity (UDA)	
	2018	2019
April	111	997
May	1,982	2,577
June	3,422	4,110
July	5,583	6,758
August	7,082	8,781
September	8,362	10,307
October	10,008	12,288
November	12,002	14,307
December	13,782	15,943
January	15,146	
February	17,099	
March	19,188	
April	20,190	
May	20,188	
June	20,189	

QUALITY

	Quantity	Base Number	Contract	AT	Region	England
% of FP17s for the same patient ID Re-attending within 3 months - Children	122	1,922	6.3%	12.2%	12.3%	11.8%
% of FP17s for the same patient ID Re-attending within 3 months - Adults	700	5,001	14.0%	16.0%	15.8%	15.6%
% of FP17s for the same patient ID Re-attending between 3 & 9 months - Children	985	1,922	51.2%	58.0%	60.1%	58.8%
% of FP17s for the same patient ID Re-attending between 3 & 9 months - Adults	2,297	5,001	45.9%	51.3%	53.3%	51.0%
% of FP17s for Band 1 Urgent Courses	746	6,584	11.3%	10.1%	9.0%	9.0%
% of FP17s Relating to Free Repair or Replacements	57	6,584	0.9%	0.8%	1.0%	0.8%
% of FP17s Relating to Continuations	114	6,584	1.7%	0.9%	1.0%	0.9%
% of Patients satisfied with the dentistry they have received	1	1	N/A	95.3%	93.8%	93.2%
% of Patients satisfied with the time they had to wait for an appointment	1	1	N/A	89.3%	89.4%	88.3%

* This is based on patients treated on this contract for their most recent course of treatment. Figures in italics indicate the base number of FP17s or Patient Questionnaire responses are less than 100. N/A is shown where the base number of responses is less than 10 during the period. % is calculated as Quantity/Base number*100

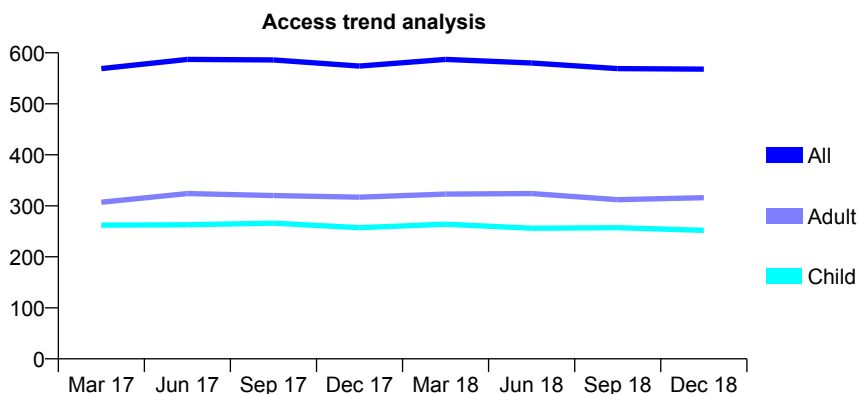
Q46 - Vital Signs At a Glance Contract Report for 319546/0001 - December 2018

Name or company name	MR PA HIND
Contract type name	GDS Contract
Purpose of contract	General
Contract start date	01/04/2006
Contract end date	

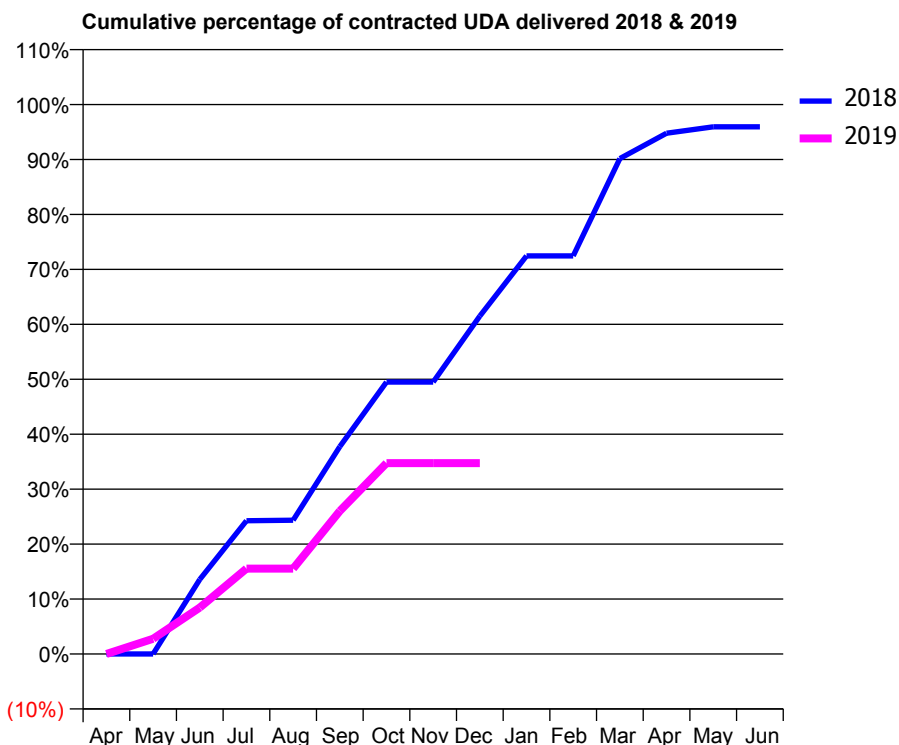
18/19 Contracted general activity (UDA)	2,260
Carry forward general activity (UDA)	0
18/19 Contracted orthodontic activity (UOA)	0
Carry forward orthodontic activity (UOA)	0
Baseline contract value	£52,123.81

ACCESS*

Patients seen in 24 months	Total	Change since previous quarter
Quarter ending December 2017	574	
Quarter ending March 2018	587	↑
Quarter ending June 2018	580	↓
Quarter ending September 2018	569	↓
Quarter ending December 2018	568	→
Variance since December 2017	(1.0%)	↓



ACTIVITY



Month	Adjusted Scheduled Activity (UDA)	
	2018	2019
April	0	0
May	0	63
June	244	191
July	436	351
August	438	351
September	679	588
October	891	785
November	891	785
December	1,107	785
January	1,304	
February	1,304	
March	1,623	
April	1,706	
May	1,727	
June	1,727	

QUALITY

	Quantity	Base Number	Contract	AT	Region	England
% of FP17s for the same patient ID Re-attending within 3 months - Children	26	239	10.9%	12.2%	12.3%	11.8%
% of FP17s for the same patient ID Re-attending within 3 months - Adults	27	249	10.8%	16.0%	15.8%	15.6%
% of FP17s for the same patient ID Re-attending between 3 & 9 months - Children	148	239	61.9%	58.0%	60.1%	58.8%
% of FP17s for the same patient ID Re-attending between 3 & 9 months - Adults	152	249	61.0%	51.3%	53.3%	51.0%
% of FP17s for Band 1 Urgent Courses	1	438	0.2%	10.1%	9.0%	9.0%
% of FP17s Relating to Free Repair or Replacements	0	438	0.0%	0.8%	1.0%	0.8%
% of FP17s Relating to Continuations	0	438	0.0%	0.9%	1.0%	0.9%
% of Patients satisfied with the dentistry they have received	0	0	N/A	95.3%	93.8%	93.2%
% of Patients satisfied with the time they had to wait for an appointment	0	0	N/A	89.3%	89.4%	88.3%

* This is based on patients treated on this contract for their most recent course of treatment. Figures in italics indicate the base number of FP17s or Patient Questionnaire responses are less than 100. N/A is shown where the base number of responses is less than 10 during the period. % is calculated as Quantity/Base number*100

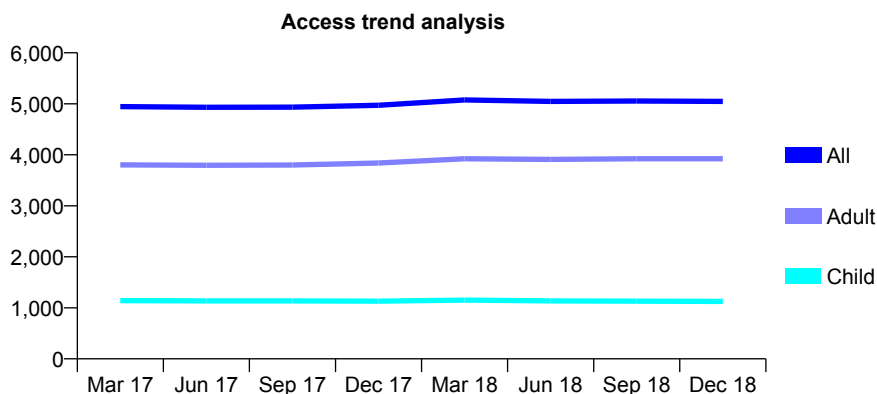
Q46 - Vital Signs At a Glance Contract Report for 321508/0001 - December 2018

Name or company name	MR M MILNE
Contract type name	GDS Contract
Purpose of contract	General
Contract start date	01/04/2006
Contract end date	

18/19 Contracted general activity (UDA)	15,470
Carry forward general activity (UDA)	402
18/19 Contracted orthodontic activity (UOA)	0
Carry forward orthodontic activity (UOA)	0
Baseline contract value	£548,955.30

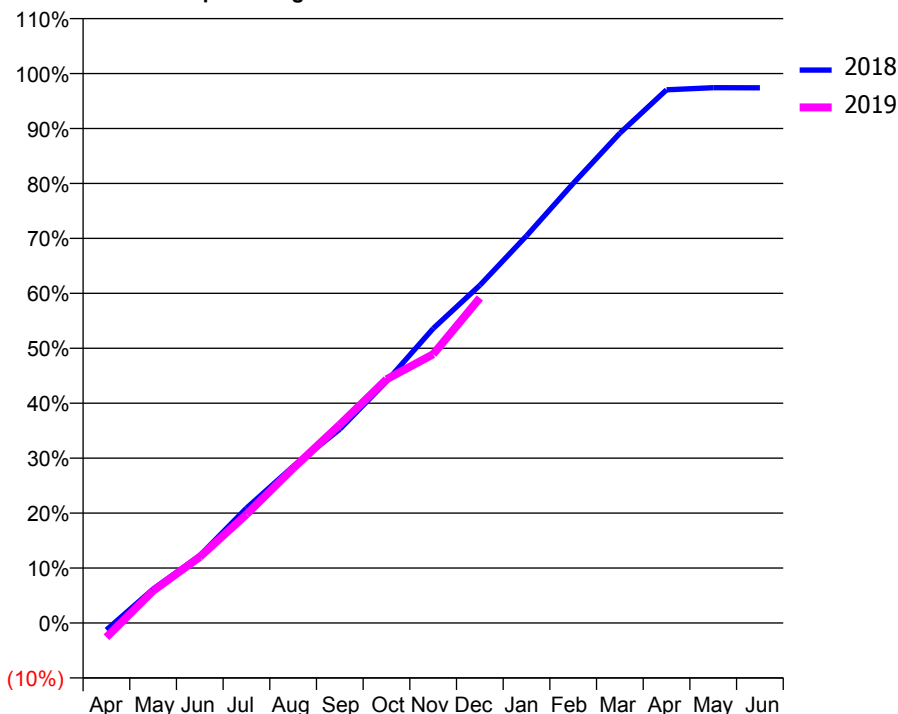
ACCESS*

Patients seen in 24 months	Total	Change since previous quarter
Quarter ending December 2017	4,971	
Quarter ending March 2018	5,075	↑
Quarter ending June 2018	5,047	→
Quarter ending September 2018	5,055	→
Quarter ending December 2018	5,047	→
Variance since December 2017	1.5%	→



ACTIVITY

Cumulative percentage of contracted UDA delivered 2018 & 2019



Month	Adjusted Scheduled Activity (UDA)	
	2018	2019
April	-197	-402
May	956	908
June	1,898	1,860
July	3,234	3,056
August	4,411	4,358
September	5,457	5,583
October	6,801	6,859
November	8,290	7,565
December	9,507	9,150
January	10,901	
February	12,374	
March	13,790	
April	15,012	
May	15,069	
June	15,068	

QUALITY

	Quantity	Base Number	Contract	AT	Region	England
% of FP17s for the same patient ID Re-attending within 3 months - Children	101	1,184	8.5%	12.2%	12.3%	11.8%
% of FP17s for the same patient ID Re-attending within 3 months - Adults	856	4,252	20.1%	16.0%	15.8%	15.6%
% of FP17s for the same patient ID Re-attending between 3 & 9 months - Children	611	1,184	51.6%	58.0%	60.1%	58.8%
% of FP17s for the same patient ID Re-attending between 3 & 9 months - Adults	2,134	4,252	50.2%	51.3%	53.3%	51.0%
% of FP17s for Band 1 Urgent Courses	500	4,937	10.1%	10.1%	9.0%	9.0%
% of FP17s Relating to Free Repair or Replacements	54	4,937	1.1%	0.8%	1.0%	0.8%
% of FP17s Relating to Continuations	113	4,937	2.3%	0.9%	1.0%	0.9%
% of Patients satisfied with the dentistry they have received	3	3	N/A	95.3%	93.8%	93.2%
% of Patients satisfied with the time they had to wait for an appointment	2	3	N/A	89.3%	89.4%	88.3%

* This is based on patients treated on this contract for their most recent course of treatment. Figures in italics indicate the base number of FP17s or Patient Questionnaire responses are less than 100. N/A is shown where the base number of responses is less than 10 during the period. % is calculated as Quantity/Base number*100

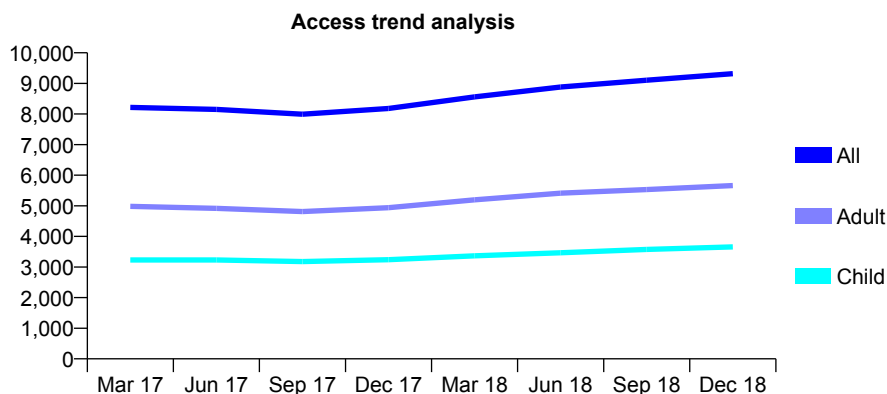
Q46 - Vital Signs At a Glance Contract Report for 322946/0001 - December 2018

Name or company name	MR MA SOMERVILLE
Contract type name	GDS Contract
Purpose of contract	General
Contract start date	01/04/2006
Contract end date	

18/19 Contracted general activity (UDA)	22,740
Carry forward general activity (UDA)	0
18/19 Contracted orthodontic activity (UOA)	0
Carry forward orthodontic activity (UOA)	0
Baseline contract value	£697,894.79

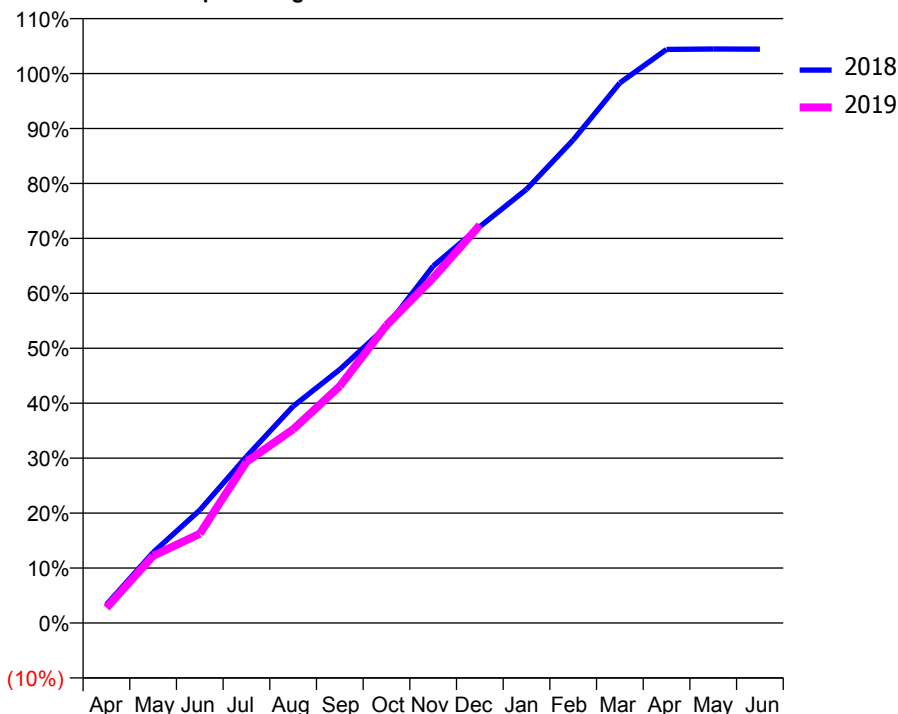
ACCESS*

Patients seen in 24 months	Total	Change since previous quarter
Quarter ending December 2017	8,179	
Quarter ending March 2018	8,562	↑
Quarter ending June 2018	8,881	↑
Quarter ending September 2018	9,105	↑
Quarter ending December 2018	9,317	↑
Variance since December 2017	13.9%	↑



ACTIVITY

Cumulative percentage of contracted UDA delivered 2018 & 2019



Month	Adjusted Scheduled Activity (UDA)	
	2018	2019
April	757	634
May	2,923	2,780
June	4,670	3,692
July	6,890	6,669
August	8,971	8,015
September	10,494	9,801
October	12,272	12,323
November	14,771	14,278
December	16,405	16,471
January	17,949	
February	19,988	
March	22,350	
April	23,736	
May	23,751	
June	23,748	

QUALITY

	Quantity	Base Number	Contract	AT	Region	England
% of FP17s for the same patient ID Re-attending within 3 months - Children	500	4,073	12.3%	12.2%	12.3%	11.8%
% of FP17s for the same patient ID Re-attending within 3 months - Adults	1,585	6,146	25.8%	16.0%	15.8%	15.6%
% of FP17s for the same patient ID Re-attending between 3 & 9 months - Children	2,014	4,073	49.4%	58.0%	60.1%	58.8%
% of FP17s for the same patient ID Re-attending between 3 & 9 months - Adults	2,360	6,146	38.4%	51.3%	53.3%	51.0%
% of FP17s for Band 1 Urgent Courses	1,035	7,560	13.7%	10.1%	9.0%	9.0%
% of FP17s Relating to Free Repair or Replacements	74	7,560	1.0%	0.8%	1.0%	0.8%
% of FP17s Relating to Continuations	24	7,560	0.3%	0.9%	1.0%	0.9%
% of Patients satisfied with the dentistry they have received	4	4	N/A	95.3%	93.8%	93.2%
% of Patients satisfied with the time they had to wait for an appointment	4	4	N/A	89.3%	89.4%	88.3%

* This is based on patients treated on this contract for their most recent course of treatment. Figures in italics indicate the base number of FP17s or Patient Questionnaire responses are less than 100. N/A is shown where the base number of responses is less than 10 during the period. % is calculated as Quantity/Base number*100

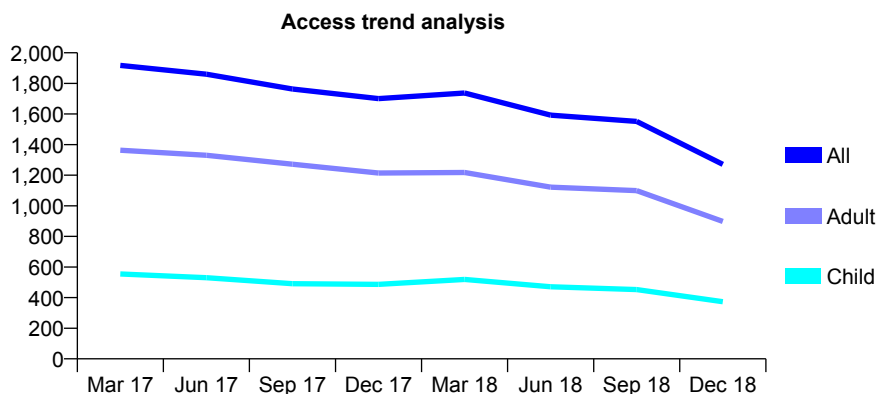
Q46 - Vital Signs At a Glance Contract Report for 323756/0001 - December 2018

Name or company name	Mr M Mahmood
Contract type name	GDS Contract
Purpose of contract	General
Contract start date	01/04/2006
Contract end date	

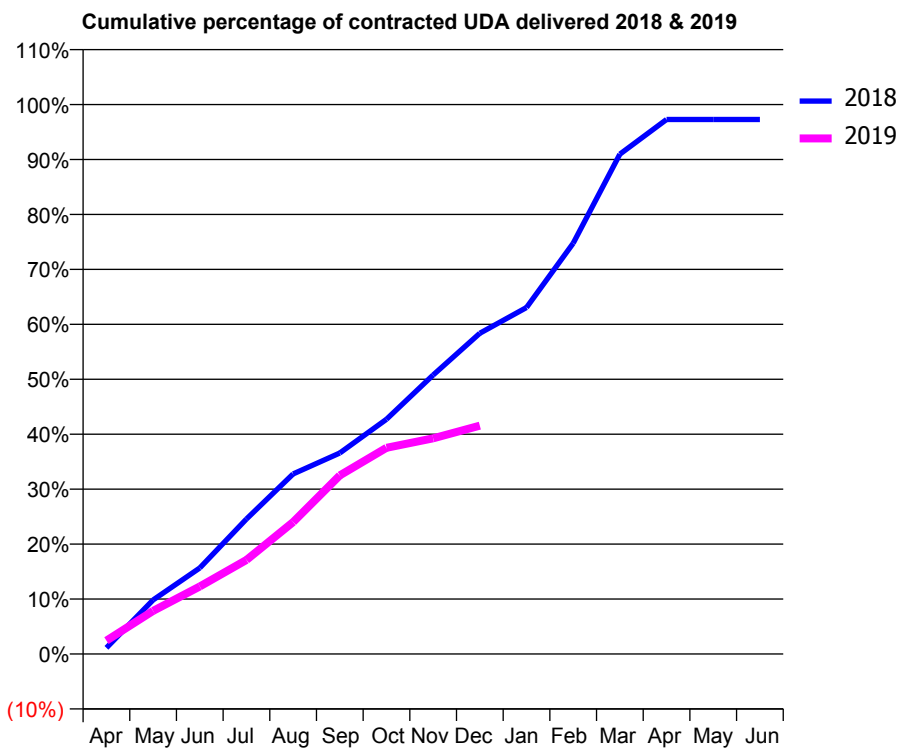
18/19 Contracted general activity (UDA)	4,610
Carry forward general activity (UDA)	125
18/19 Contracted orthodontic activity (UOA)	0
Carry forward orthodontic activity (UOA)	0
Baseline contract value	£116,470.02

ACCESS*

Patients seen in 24 months	Total	Change since previous quarter
Quarter ending December 2017	1,701	
Quarter ending March 2018	1,737	↑
Quarter ending June 2018	1,593	↓
Quarter ending September 2018	1,552	↓
Quarter ending December 2018	1,271	↓
Variance since December 2017	(25.3%)	↓



ACTIVITY



Month	Adjusted Scheduled Activity (UDA)	
	2018	2019
April	52	113
May	454	362
June	722	566
July	1,132	790
August	1,511	1,107
September	1,686	1,498
October	1,970	1,730
November	2,341	1,809
December	2,692	1,916
January	2,906	
February	3,446	
March	4,193	
April	4,485	
May	4,485	
June	4,485	

QUALITY

	Quantity	Base Number	Contract	AT	Region	England
% of FP17s for the same patient ID Re-attending within 3 months - Children	10	251	4.0%	12.2%	12.3%	11.8%
% of FP17s for the same patient ID Re-attending within 3 months - Adults	61	683	8.9%	16.0%	15.8%	15.6%
% of FP17s for the same patient ID Re-attending between 3 & 9 months - Children	70	251	27.9%	58.0%	60.1%	58.8%
% of FP17s for the same patient ID Re-attending between 3 & 9 months - Adults	170	683	24.9%	51.3%	53.3%	51.0%
% of FP17s for Band 1 Urgent Courses	145	814	17.8%	10.1%	9.0%	9.0%
% of FP17s Relating to Free Repair or Replacements	8	814	1.0%	0.8%	1.0%	0.8%
% of FP17s Relating to Continuations	6	814	0.7%	0.9%	1.0%	0.9%
% of Patients satisfied with the dentistry they have received	0	0	N/A	95.3%	93.8%	93.2%
% of Patients satisfied with the time they had to wait for an appointment	0	0	N/A	89.3%	89.4%	88.3%

* This is based on patients treated on this contract for their most recent course of treatment. Figures in italics indicate the base number of FP17s or Patient Questionnaire responses are less than 100. N/A is shown where the base number of responses is less than 10 during the period. % is calculated as Quantity/Base number*100

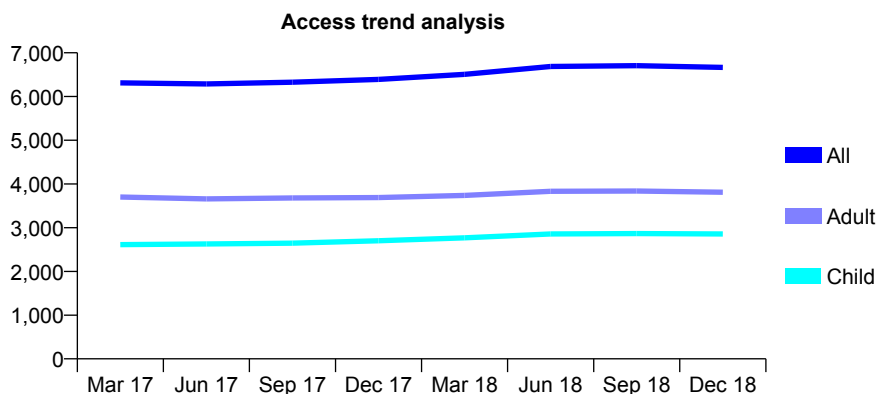
Q46 - Vital Signs At a Glance Contract Report for 323772/0001 - December 2018

Name or company name	MRS S KAYANI
Contract type name	GDS Contract
Purpose of contract	General
Contract start date	01/04/2006
Contract end date	

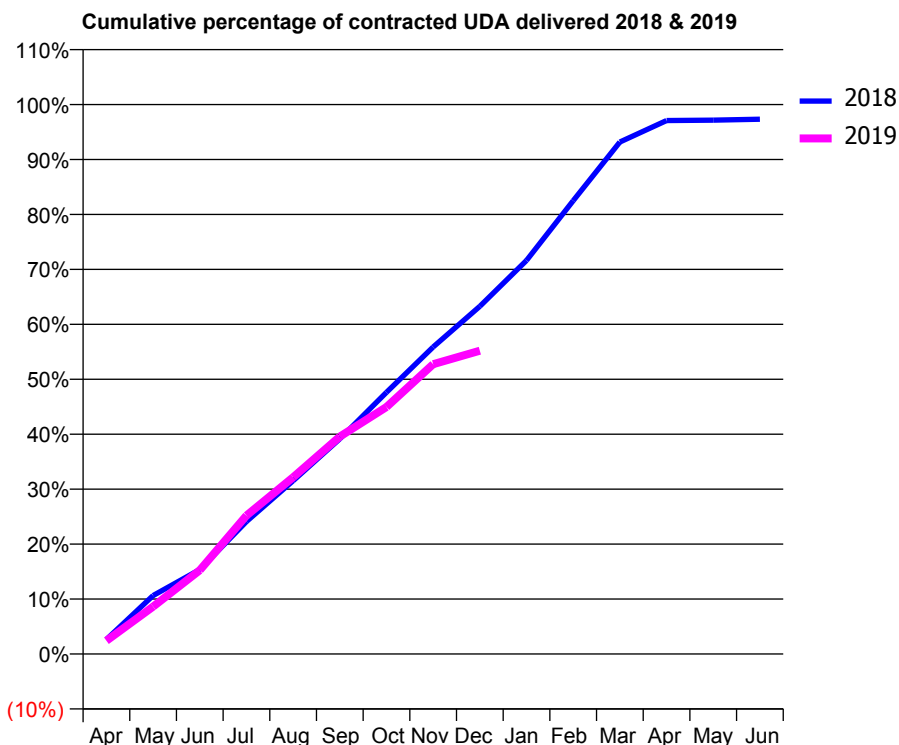
18/19 Contracted general activity (UDA)	25,832
Carry forward general activity (UDA)	693
18/19 Contracted orthodontic activity (UOA)	0
Carry forward orthodontic activity (UOA)	0
Baseline contract value	£653,852.32

ACCESS*

Patients seen in 24 months	Total	Change since previous quarter
Quarter ending December 2017	6,390	
Quarter ending March 2018	6,506	→
Quarter ending June 2018	6,688	↑
Quarter ending September 2018	6,705	→
Quarter ending December 2018	6,667	→
Variance since December 2017	4.3%	↑



ACTIVITY



Month	Adjusted Scheduled Activity (UDA)	
	2018	2019
April	685	622
May	2,751	2,227
June	3,971	3,937
July	6,228	6,509
August	8,144	8,311
September	10,113	10,221
October	12,303	11,610
November	14,435	13,624
December	16,348	14,260
January	18,503	
February	21,310	
March	24,071	
April	25,079	
May	25,097	
June	25,139	

QUALITY

	Quantity	Base Number	Contract	AT	Region	England
% of FP17s for the same patient ID Re-attending within 3 months - Children	692	3,484	19.9%	12.2%	12.3%	11.8%
% of FP17s for the same patient ID Re-attending within 3 months - Adults	995	4,137	24.1%	16.0%	15.8%	15.6%
% of FP17s for the same patient ID Re-attending between 3 & 9 months - Children	1,905	3,484	54.7%	58.0%	60.1%	58.8%
% of FP17s for the same patient ID Re-attending between 3 & 9 months - Adults	1,825	4,137	44.1%	51.3%	53.3%	51.0%
% of FP17s for Band 1 Urgent Courses	1,046	7,164	14.6%	10.1%	9.0%	9.0%
% of FP17s Relating to Free Repair or Replacements	28	7,164	0.4%	0.8%	1.0%	0.8%
% of FP17s Relating to Continuations	9	7,164	0.1%	0.9%	1.0%	0.9%
% of Patients satisfied with the dentistry they have received	1	1	N/A	95.3%	93.8%	93.2%
% of Patients satisfied with the time they had to wait for an appointment	1	1	N/A	89.3%	89.4%	88.3%

* This is based on patients treated on this contract for their most recent course of treatment. Figures in italics indicate the base number of FP17s or Patient Questionnaire responses are less than 100. N/A is shown where the base number of responses is less than 10 during the period. % is calculated as Quantity/Base number*100

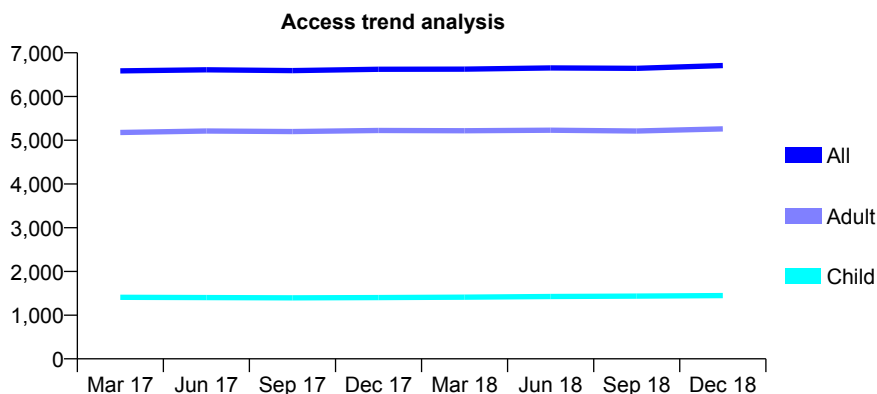
Q46 - Vital Signs At a Glance Contract Report for 324264/0001 - December 2018

Name or company name	Burke & Russell
Contract type name	GDS Contract
Purpose of contract	General
Contract start date	01/04/2006
Contract end date	

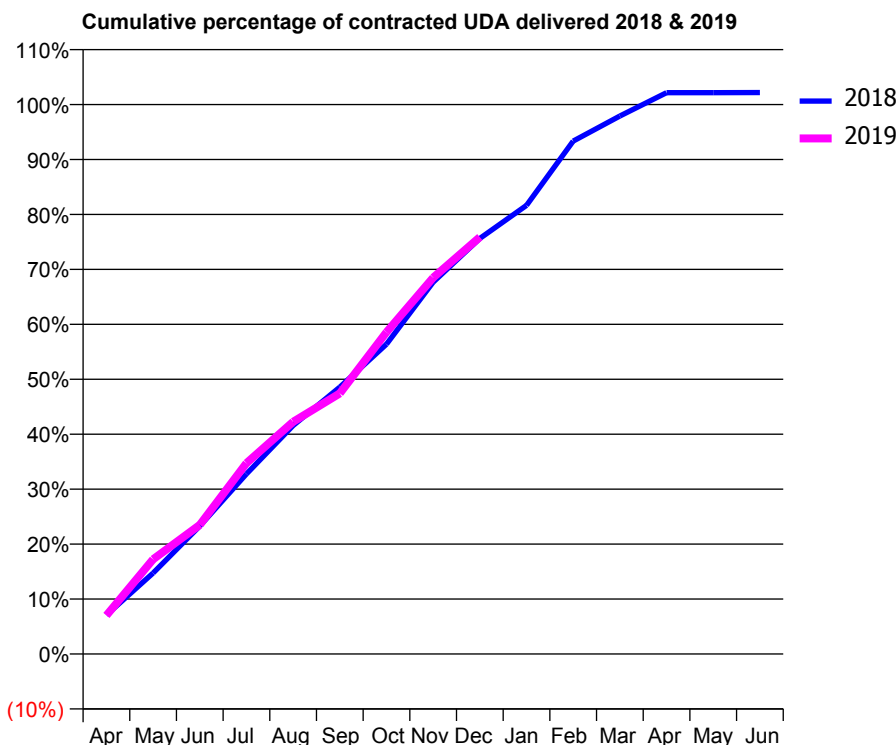
18/19 Contracted general activity (UDA)	19,026
Carry forward general activity (UDA)	-381
18/19 Contracted orthodontic activity (UOA)	0
Carry forward orthodontic activity (UOA)	0
Baseline contract value	£551,817.45

ACCESS*

Patients seen in 24 months	Total	Change since previous quarter
Quarter ending December 2017	6,622	
Quarter ending March 2018	6,627	→
Quarter ending June 2018	6,655	→
Quarter ending September 2018	6,645	→
Quarter ending December 2018	6,708	→
Variance since December 2017	1.3%	→



ACTIVITY



Month	Adjusted Scheduled Activity (UDA)	
	2018	2019
April	1,352	1,339
May	2,803	3,281
June	4,429	4,470
July	6,236	6,609
August	7,910	8,041
September	9,243	9,023
October	10,726	11,141
November	12,875	13,032
December	14,387	14,435
January	15,533	
February	17,757	
March	18,630	
April	19,434	
May	19,436	
June	19,440	

QUALITY

	Quantity	Base Number	Contract	AT	Region	England
% of FP17s for the same patient ID Re-attending within 3 months - Children	169	2,061	8.2%	12.2%	12.3%	11.8%
% of FP17s for the same patient ID Re-attending within 3 months - Adults	781	7,051	11.1%	16.0%	15.8%	15.6%
% of FP17s for the same patient ID Re-attending between 3 & 9 months - Children	1,441	2,061	69.9%	58.0%	60.1%	58.8%
% of FP17s for the same patient ID Re-attending between 3 & 9 months - Adults	4,994	7,051	70.8%	51.3%	53.3%	51.0%
% of FP17s for Band 1 Urgent Courses	338	8,630	3.9%	10.1%	9.0%	9.0%
% of FP17s Relating to Free Repair or Replacements	31	8,630	0.4%	0.8%	1.0%	0.8%
% of FP17s Relating to Continuations	86	8,630	1.0%	0.9%	1.0%	0.9%
% of Patients satisfied with the dentistry they have received	8	8	N/A	95.3%	93.8%	93.2%
% of Patients satisfied with the time they had to wait for an appointment	8	8	N/A	89.3%	89.4%	88.3%

* This is based on patients treated on this contract for their most recent course of treatment. Figures in italics indicate the base number of FP17s or Patient Questionnaire responses are less than 100. N/A is shown where the base number of responses is less than 10 during the period. % is calculated as Quantity/Base number*100

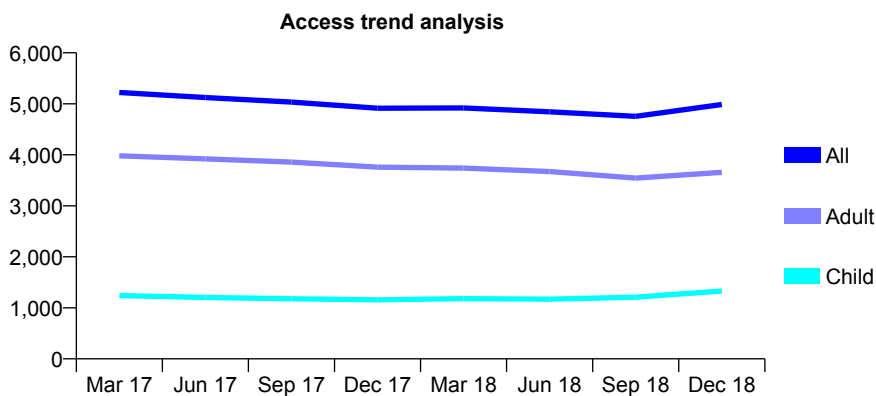
Q46 - Vital Signs At a Glance Contract Report for 324582/0001 - December 2018

Name or company name	Mushtaq and Uddin
Contract type name	GDS Contract
Purpose of contract	General
Contract start date	01/04/2006
Contract end date	

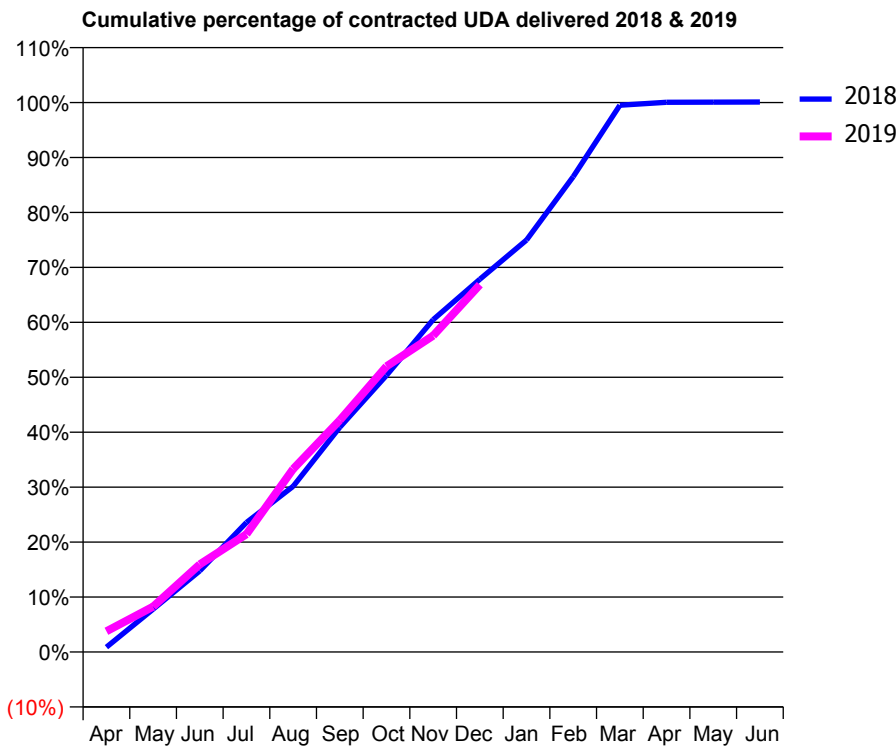
18/19 Contracted general activity (UDA)	15,979
Carry forward general activity (UDA)	-13
18/19 Contracted orthodontic activity (UOA)	0
Carry forward orthodontic activity (UOA)	0
Baseline contract value	£474,551.63

ACCESS*

Patients seen in 24 months	Total	Change since previous quarter
Quarter ending December 2017	4,914	
Quarter ending March 2018	4,920	→
Quarter ending June 2018	4,843	↓
Quarter ending September 2018	4,754	↓
Quarter ending December 2018	4,986	↑
Variance since December 2017	1.5%	→



ACTIVITY



Month	Adjusted Scheduled Activity (UDA)	
	2018	2019
April	143	603
May	1,247	1,321
June	2,359	2,550
July	3,767	3,428
August	4,816	5,322
September	6,538	6,743
October	8,042	8,308
November	9,664	9,200
December	10,840	10,681
January	11,981	
February	13,822	
March	15,901	
April	15,985	
May	15,989	
June	15,992	

QUALITY

	Quantity	Base Number	Contract	AT	Region	England
% of FP17s for the same patient ID Re-attending within 3 months - Children	136	1,502	9.1%	12.2%	12.3%	11.8%
% of FP17s for the same patient ID Re-attending within 3 months - Adults	520	3,654	14.2%	16.0%	15.8%	15.6%
% of FP17s for the same patient ID Re-attending between 3 & 9 months - Children	847	1,502	56.4%	58.0%	60.1%	58.8%
% of FP17s for the same patient ID Re-attending between 3 & 9 months - Adults	2,219	3,654	60.7%	51.3%	53.3%	51.0%
% of FP17s for Band 1 Urgent Courses	428	5,013	8.5%	10.1%	9.0%	9.0%
% of FP17s Relating to Free Repair or Replacements	52	5,013	1.0%	0.8%	1.0%	0.8%
% of FP17s Relating to Continuations	21	5,013	0.4%	0.9%	1.0%	0.9%
% of Patients satisfied with the dentistry they have received	1	1	N/A	95.3%	93.8%	93.2%
% of Patients satisfied with the time they had to wait for an appointment	1	1	N/A	89.3%	89.4%	88.3%

* This is based on patients treated on this contract for their most recent course of treatment. Figures in italics indicate the base number of FP17s or Patient Questionnaire responses are less than 100. N/A is shown where the base number of responses is less than 10 during the period. % is calculated as Quantity/Base number*100

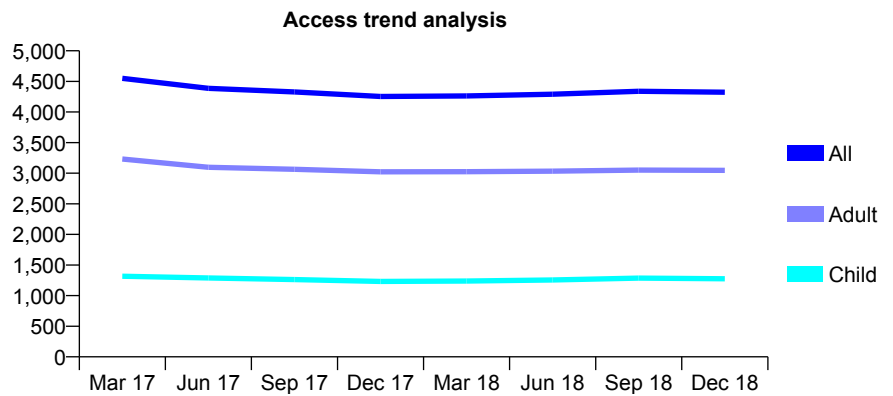
Q46 - Vital Signs At a Glance Contract Report for 325120/0001 - December 2018

Name or company name	MR JC SLATTERY
Contract type name	GDS Contract
Purpose of contract	General
Contract start date	01/04/2006
Contract end date	

18/19 Contracted general activity (UDA)	14,365
Carry forward general activity (UDA)	0
18/19 Contracted orthodontic activity (UOA)	0
Carry forward orthodontic activity (UOA)	0
Baseline contract value	£395,856.82

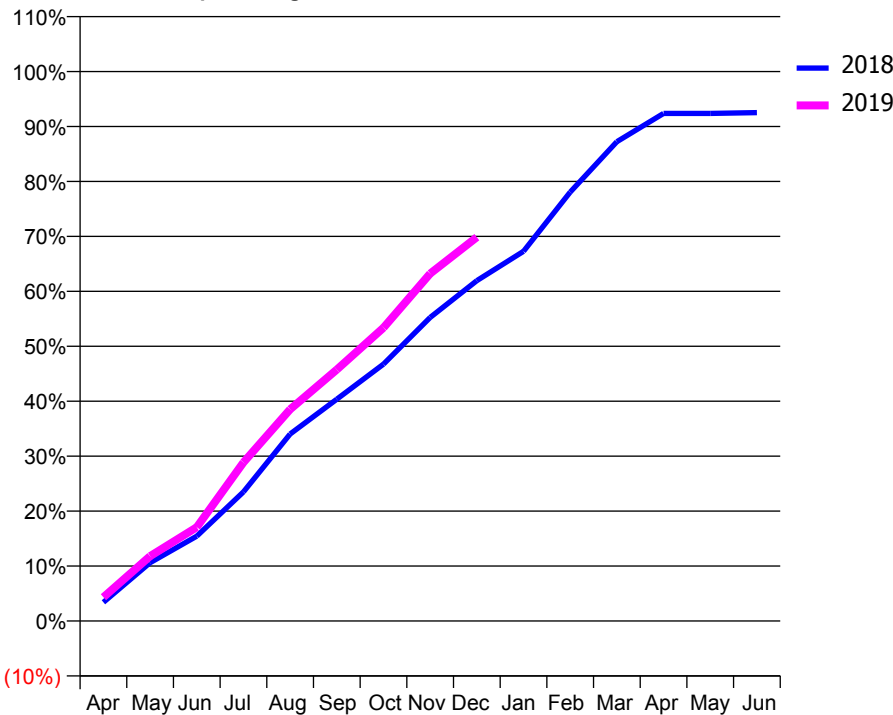
ACCESS*

Patients seen in 24 months	Total	Change since previous quarter
Quarter ending December 2017	4,254	
Quarter ending March 2018	4,263	→
Quarter ending June 2018	4,291	→
Quarter ending September 2018	4,339	→
Quarter ending December 2018	4,323	→
Variance since December 2017	1.6%	→



ACTIVITY

Cumulative percentage of contracted UDA delivered 2018 & 2019



Month	Adjusted Scheduled Activity (UDA)	
	2018	2019
April	490	624
May	1,524	1,694
June	2,220	2,451
July	3,376	4,146
August	4,888	5,534
September	5,799	6,571
October	6,717	7,666
November	7,935	9,082
December	8,898	10,034
January	9,664	
February	11,214	
March	12,529	
April	13,268	
May	13,268	
June	13,289	

QUALITY

	Quantity	Base Number	Contract	AT	Region	England
% of FP17s for the same patient ID Re-attending within 3 months - Children	95	1,256	7.6%	12.2%	12.3%	11.8%
% of FP17s for the same patient ID Re-attending within 3 months - Adults	431	3,062	14.1%	16.0%	15.8%	15.6%
% of FP17s for the same patient ID Re-attending between 3 & 9 months - Children	632	1,256	50.3%	58.0%	60.1%	58.8%
% of FP17s for the same patient ID Re-attending between 3 & 9 months - Adults	1,345	3,062	43.9%	51.3%	53.3%	51.0%
% of FP17s for Band 1 Urgent Courses	527	4,013	13.1%	10.1%	9.0%	9.0%
% of FP17s Relating to Free Repair or Replacements	28	4,013	0.7%	0.8%	1.0%	0.8%
% of FP17s Relating to Continuations	86	4,013	2.1%	0.9%	1.0%	0.9%
% of Patients satisfied with the dentistry they have received	0	0	N/A	95.3%	93.8%	93.2%
% of Patients satisfied with the time they had to wait for an appointment	0	0	N/A	89.3%	89.4%	88.3%

* This is based on patients treated on this contract for their most recent course of treatment. Figures in italics indicate the base number of FP17s or Patient Questionnaire responses are less than 100. N/A is shown where the base number of responses is less than 10 during the period. % is calculated as Quantity/Base number*100

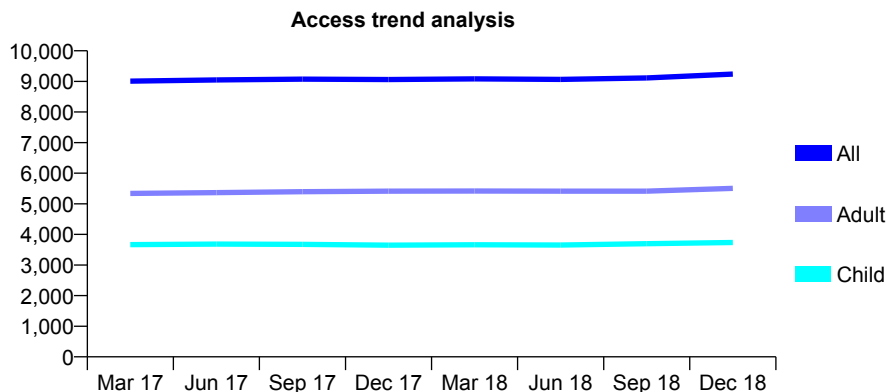
Q46 - Vital Signs At a Glance Contract Report for 326453/0001 - December 2018

Name or company name	Dr I Saleem & Colleagues Dental Practice
Contract type name	GDS Contract
Purpose of contract	General
Contract start date	01/04/2006
Contract end date	

18/19 Contracted general activity (UDA)	20,139
Carry forward general activity (UDA)	-59
18/19 Contracted orthodontic activity (UOA)	0
Carry forward orthodontic activity (UOA)	0
Baseline contract value	£697,494.75

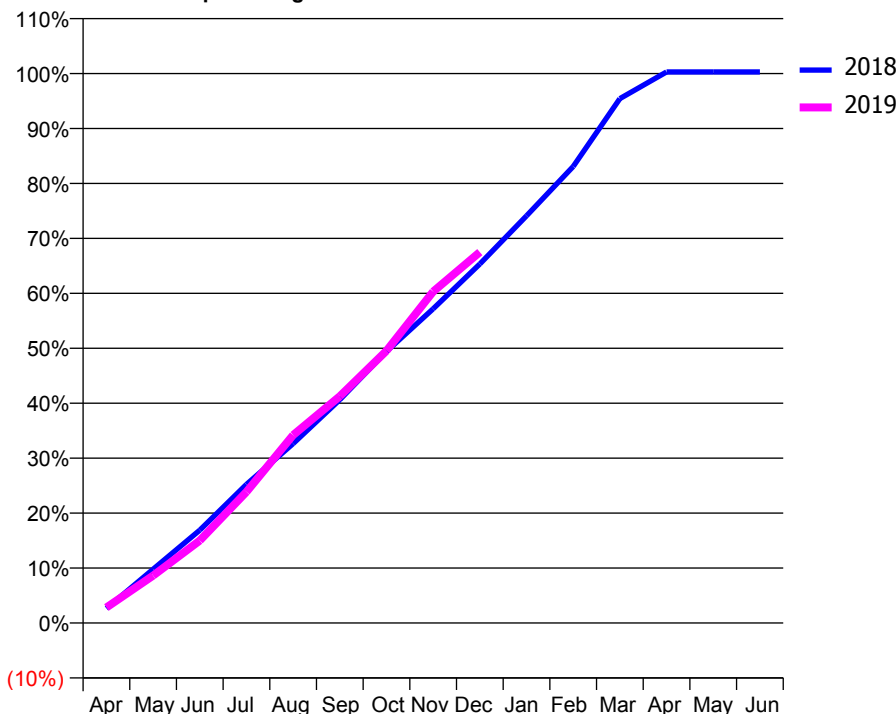
ACCESS*

Patients seen in 24 months	Total	Change since previous quarter
Quarter ending December 2017	9,062	
Quarter ending March 2018	9,082	→
Quarter ending June 2018	9,066	→
Quarter ending September 2018	9,114	→
Quarter ending December 2018	9,240	→
Variance since December 2017	2.0%	→



ACTIVITY

Cumulative percentage of contracted UDA delivered 2018 & 2019



Month	Adjusted Scheduled Activity (UDA)	
	2018	2019
April	534	568
May	1,972	1,738
June	3,402	3,023
July	5,082	4,806
August	6,574	6,887
September	8,185	8,308
October	9,950	9,979
November	11,517	12,146
December	13,160	13,596
January	14,924	
February	16,729	
March	19,220	
April	20,198	
May	20,198	
June	20,198	

QUALITY

	Quantity	Base Number	Contract	AT	Region	England
% of FP17s for the same patient ID Re-attending within 3 months - Children	92	3,248	2.8%	12.2%	12.3%	11.8%
% of FP17s for the same patient ID Re-attending within 3 months - Adults	269	4,176	6.4%	16.0%	15.8%	15.6%
% of FP17s for the same patient ID Re-attending between 3 & 9 months - Children	1,669	3,248	51.4%	58.0%	60.1%	58.8%
% of FP17s for the same patient ID Re-attending between 3 & 9 months - Adults	1,805	4,176	43.2%	51.3%	53.3%	51.0%
% of FP17s for Band 1 Urgent Courses	329	6,541	5.0%	10.1%	9.0%	9.0%
% of FP17s Relating to Free Repair or Replacements	1	6,541	0.0%	0.8%	1.0%	0.8%
% of FP17s Relating to Continuations	33	6,541	0.5%	0.9%	1.0%	0.9%
% of Patients satisfied with the dentistry they have received	0	0	N/A	95.3%	93.8%	93.2%
% of Patients satisfied with the time they had to wait for an appointment	0	0	N/A	89.3%	89.4%	88.3%

* This is based on patients treated on this contract for their most recent course of treatment. Figures in italics indicate the base number of FP17s or Patient Questionnaire responses are less than 100. N/A is shown where the base number of responses is less than 10 during the period. % is calculated as Quantity/Base number*100

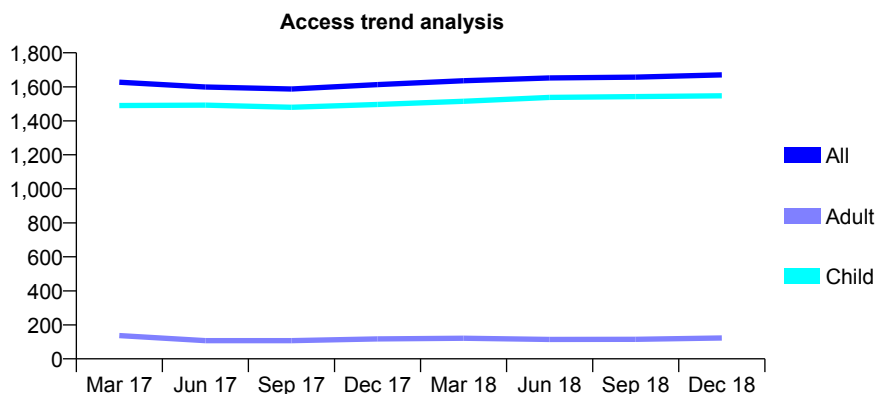
Q46 - Vital Signs At a Glance Contract Report for 329622/0001 - December 2018

Name or company name	MR SD HOWARTH
Contract type name	GDS Contract
Purpose of contract	General
Contract start date	01/04/2006
Contract end date	

18/19 Contracted general activity (UDA)	3,000
Carry forward general activity (UDA)	-9
18/19 Contracted orthodontic activity (UOA)	0
Carry forward orthodontic activity (UOA)	0
Baseline contract value	£75,424.05

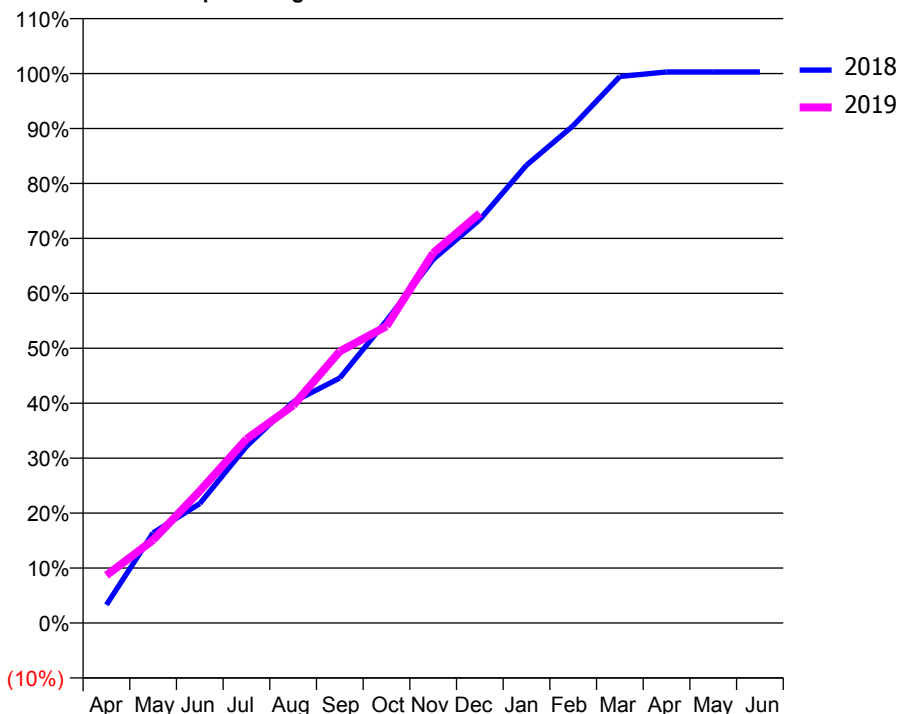
ACCESS*

Patients seen in 24 months	Total	Change since previous quarter
Quarter ending December 2017	1,613	
Quarter ending March 2018	1,636	→
Quarter ending June 2018	1,652	→
Quarter ending September 2018	1,657	→
Quarter ending December 2018	1,670	→
Variance since December 2017	3.5%	↑



ACTIVITY

Cumulative percentage of contracted UDA delivered 2018 & 2019



Month	Adjusted Scheduled Activity (UDA)	
	2018	2019
April	99	260
May	493	453
June	652	721
July	964	1,005
August	1,207	1,188
September	1,338	1,484
October	1,650	1,620
November	1,985	2,020
December	2,203	2,237
January	2,499	
February	2,715	
March	2,984	
April	3,009	
May	3,009	
June	3,009	

QUALITY

	Quantity	Base Number	Contract	AT	Region	England
% of FP17s for the same patient ID Re-attending within 3 months - Children	135	1,889	7.1%	12.2%	12.3%	11.8%
% of FP17s for the same patient ID Re-attending within 3 months - Adults	0	0	N/A	16.0%	15.8%	15.6%
% of FP17s for the same patient ID Re-attending between 3 & 9 months - Children	1,269	1,889	67.2%	58.0%	60.1%	58.8%
% of FP17s for the same patient ID Re-attending between 3 & 9 months - Adults	0	0	N/A	51.3%	53.3%	51.0%
% of FP17s for Band 1 Urgent Courses	88	1,860	4.7%	10.1%	9.0%	9.0%
% of FP17s Relating to Free Repair or Replacements	0	1,860	0.0%	0.8%	1.0%	0.8%
% of FP17s Relating to Continuations	0	1,860	0.0%	0.9%	1.0%	0.9%
% of Patients satisfied with the dentistry they have received	0	0	N/A	95.3%	93.8%	93.2%
% of Patients satisfied with the time they had to wait for an appointment	0	0	N/A	89.3%	89.4%	88.3%

* This is based on patients treated on this contract for their most recent course of treatment. Figures in italics indicate the base number of FP17s or Patient Questionnaire responses are less than 100. N/A is shown where the base number of responses is less than 10 during the period. % is calculated as Quantity/Base number*100

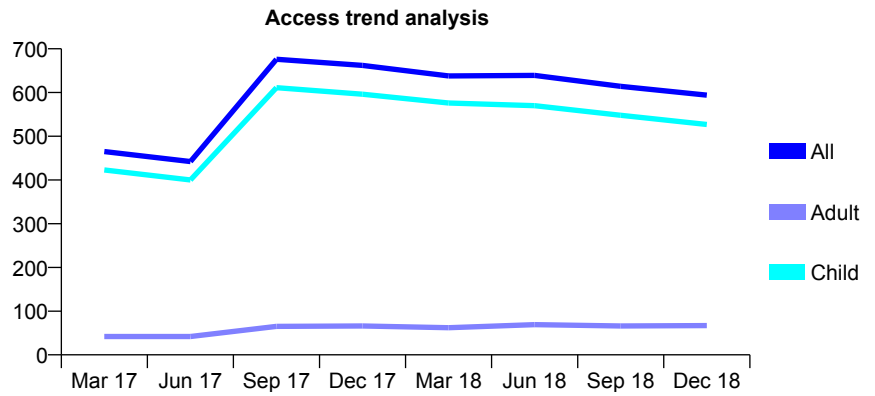
Q46 - Vital Signs At a Glance Contract Report for 333379/0001 - December 2018

Name or company name	MR AK JAIN
Contract type name	GDS Contract
Purpose of contract	General
Contract start date	01/04/2006
Contract end date	

18/19 Contracted general activity (UDA)	1,535
Carry forward general activity (UDA)	0
18/19 Contracted orthodontic activity (UOA)	0
Carry forward orthodontic activity (UOA)	0
Baseline contract value	£38,591.97

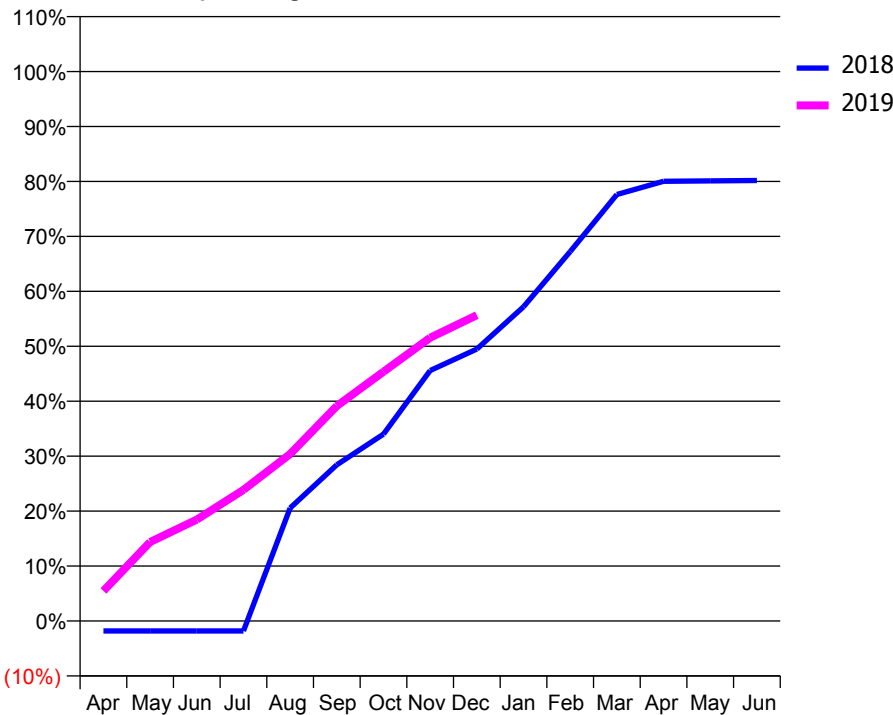
ACCESS*

Patients seen in 24 months	Total	Change since previous quarter
Quarter ending December 2017	662	
Quarter ending March 2018	638	↓
Quarter ending June 2018	639	→
Quarter ending September 2018	614	↓
Quarter ending December 2018	594	↓
Variance since December 2017	(10.3%)	↓



ACTIVITY

Cumulative percentage of contracted UDA delivered 2018 & 2019



Month	Adjusted Scheduled Activity (UDA)	
	2018	2019
April	-28	84
May	-28	221
June	-28	283
July	-28	366
August	316	467
September	436	601
October	522	696
November	700	791
December	760	854
January	878	
February	1,032	
March	1,191	
April	1,228	
May	1,229	
June	1,230	

QUALITY

	Quantity	Base Number	Contract	AT	Region	England
% of FP17s for the same patient ID Re-attending within 3 months - Children	41	611	6.7%	12.2%	12.3%	11.8%
% of FP17s for the same patient ID Re-attending within 3 months - Adults	0	22	0.0%	16.0%	15.8%	15.6%
% of FP17s for the same patient ID Re-attending between 3 & 9 months - Children	453	611	74.1%	58.0%	60.1%	58.8%
% of FP17s for the same patient ID Re-attending between 3 & 9 months - Adults	15	22	68.2%	51.3%	53.3%	51.0%
% of FP17s for Band 1 Urgent Courses	12	594	2.0%	10.1%	9.0%	9.0%
% of FP17s Relating to Free Repair or Replacements	0	594	0.0%	0.8%	1.0%	0.8%
% of FP17s Relating to Continuations	0	594	0.0%	0.9%	1.0%	0.9%
% of Patients satisfied with the dentistry they have received	0	0	N/A	95.3%	93.8%	93.2%
% of Patients satisfied with the time they had to wait for an appointment	0	0	N/A	89.3%	89.4%	88.3%

* This is based on patients treated on this contract for their most recent course of treatment. Figures in italics indicate the base number of FP17s or Patient Questionnaire responses are less than 100. N/A is shown where the base number of responses is less than 10 during the period. % is calculated as Quantity/Base number*100

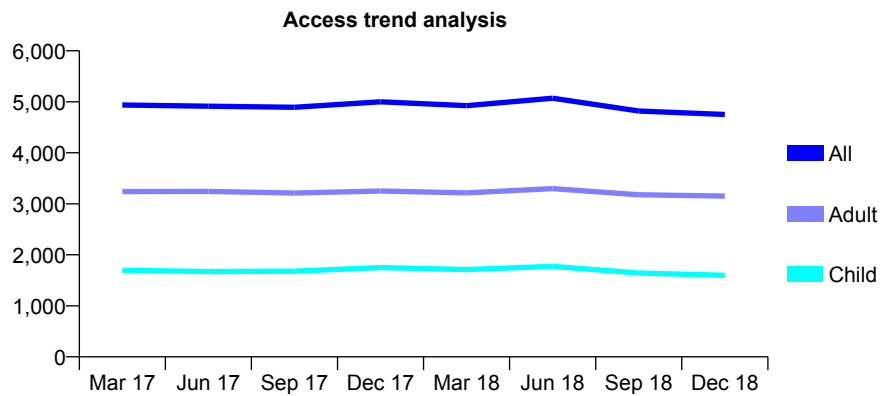
Q46 - Vital Signs At a Glance Contract Report for 336815/0001 - December 2018

Name or company name	MR S PATEL
Contract type name	GDS Contract
Purpose of contract	General
Contract start date	18/03/2010
Contract end date	

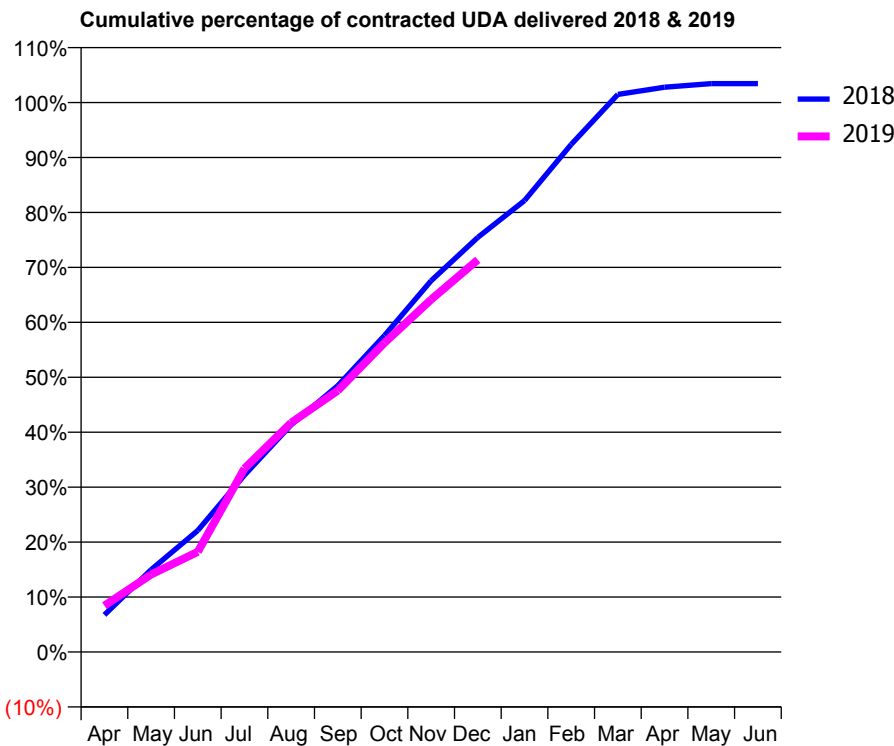
18/19 Contracted general activity (UDA)	11,938
Carry forward general activity (UDA)	-239
18/19 Contracted orthodontic activity (UOA)	0
Carry forward orthodontic activity (UOA)	0
Baseline contract value	£336,459.88

ACCESS*

Patients seen in 24 months	Total	Change since previous quarter
Quarter ending December 2017	5,000	
Quarter ending March 2018	4,925	↓
Quarter ending June 2018	5,070	↑
Quarter ending September 2018	4,819	↓
Quarter ending December 2018	4,751	↓
Variance since December 2017	(5.0%)	↓



ACTIVITY



Month	Adjusted Scheduled Activity (UDA)	
	2018	2019
April	807	1,007
May	1,788	1,683
June	2,639	2,176
July	3,842	3,987
August	4,936	4,980
September	5,786	5,679
October	6,875	6,717
November	8,066	7,657
December	9,009	8,522
January	9,806	
February	11,028	
March	12,114	
April	12,271	
May	12,348	
June	12,349	

QUALITY

	Quantity	Base Number	Contract	AT	Region	England
% of FP17s for the same patient ID Re-attending within 3 months - Children	155	2,007	7.7%	12.2%	12.3%	11.8%
% of FP17s for the same patient ID Re-attending within 3 months - Adults	631	3,762	16.8%	16.0%	15.8%	15.6%
% of FP17s for the same patient ID Re-attending between 3 & 9 months - Children	1,314	2,007	65.5%	58.0%	60.1%	58.8%
% of FP17s for the same patient ID Re-attending between 3 & 9 months - Adults	2,090	3,762	55.6%	51.3%	53.3%	51.0%
% of FP17s for Band 1 Urgent Courses	532	4,936	10.8%	10.1%	9.0%	9.0%
% of FP17s Relating to Free Repair or Replacements	27	4,936	0.5%	0.8%	1.0%	0.8%
% of FP17s Relating to Continuations	10	4,936	0.2%	0.9%	1.0%	0.9%
% of Patients satisfied with the dentistry they have received	0	0	N/A	95.3%	93.8%	93.2%
% of Patients satisfied with the time they had to wait for an appointment	0	0	N/A	89.3%	89.4%	88.3%

* This is based on patients treated on this contract for their most recent course of treatment. Figures in italics indicate the base number of FP17s or Patient Questionnaire responses are less than 100. N/A is shown where the base number of responses is less than 10 during the period. % is calculated as Quantity/Base number*100

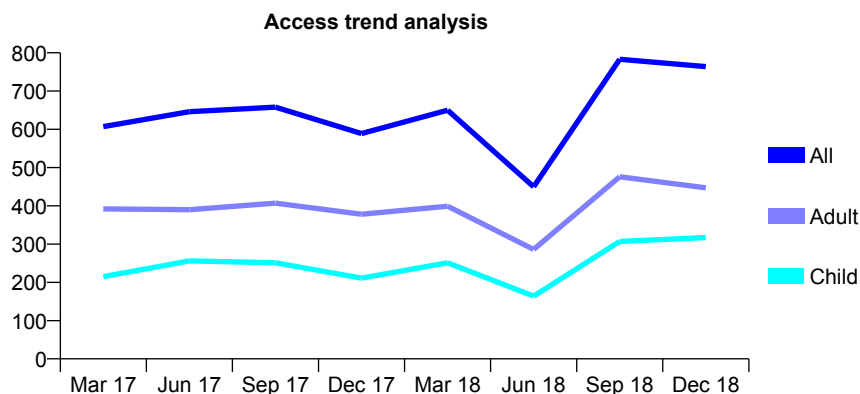
Q46 - Vital Signs At a Glance Contract Report for 336815/0002 - December 2018

Name or company name	MR S PATEL
Contract type name	GDS Contract
Purpose of contract	General
Contract start date	18/03/2010
Contract end date	

18/19 Contracted general activity (UDA)	1,900
Carry forward general activity (UDA)	-15
18/19 Contracted orthodontic activity (UOA)	0
Carry forward orthodontic activity (UOA)	0
Baseline contract value	£45,713.41

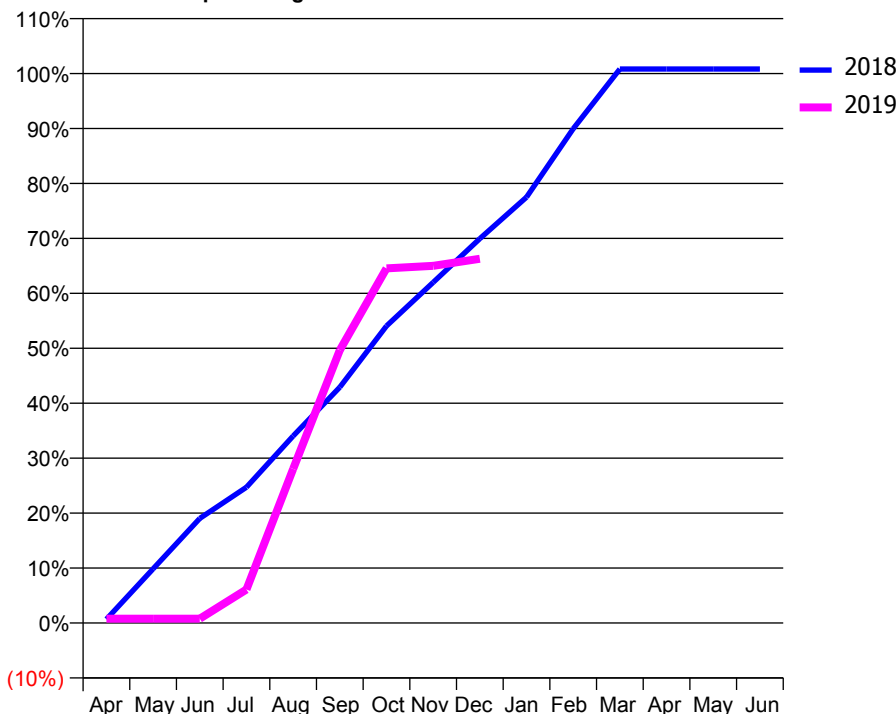
ACCESS*

Patients seen in 24 months	Total	Change since previous quarter
Quarter ending December 2017	589	
Quarter ending March 2018	650	↑
Quarter ending June 2018	450	↓
Quarter ending September 2018	783	↑
Quarter ending December 2018	764	↓
Variance since December 2017	29.7%	↑



ACTIVITY

Cumulative percentage of contracted UDA delivered 2018 & 2019



Month	Adjusted Scheduled Activity (UDA)	
	2018	2019
April	13	15
May	187	15
June	362	15
July	470	116
August	647	533
September	815	944
October	1,027	1,226
November	1,178	1,235
December	1,329	1,259
January	1,473	
February	1,709	
March	1,915	
April	1,915	
May	1,915	
June	1,915	

QUALITY

	Quantity	Base Number	Contract	AT	Region	England
% of FP17s for the same patient ID Re-attending within 3 months - Children	6	311	1.9%	12.2%	12.3%	11.8%
% of FP17s for the same patient ID Re-attending within 3 months - Adults	20	454	4.4%	16.0%	15.8%	15.6%
% of FP17s for the same patient ID Re-attending between 3 & 9 months - Children	51	311	16.4%	58.0%	60.1%	58.8%
% of FP17s for the same patient ID Re-attending between 3 & 9 months - Adults	64	454	14.1%	51.3%	53.3%	51.0%
% of FP17s for Band 1 Urgent Courses	56	765	7.3%	10.1%	9.0%	9.0%
% of FP17s Relating to Free Repair or Replacements	8	765	1.0%	0.8%	1.0%	0.8%
% of FP17s Relating to Continuations	2	765	0.3%	0.9%	1.0%	0.9%
% of Patients satisfied with the dentistry they have received	0	0	N/A	95.3%	93.8%	93.2%
% of Patients satisfied with the time they had to wait for an appointment	0	0	N/A	89.3%	89.4%	88.3%

* This is based on patients treated on this contract for their most recent course of treatment. Figures in italics indicate the base number of FP17s or Patient Questionnaire responses are less than 100. N/A is shown where the base number of responses is less than 10 during the period. % is calculated as Quantity/Base number*100

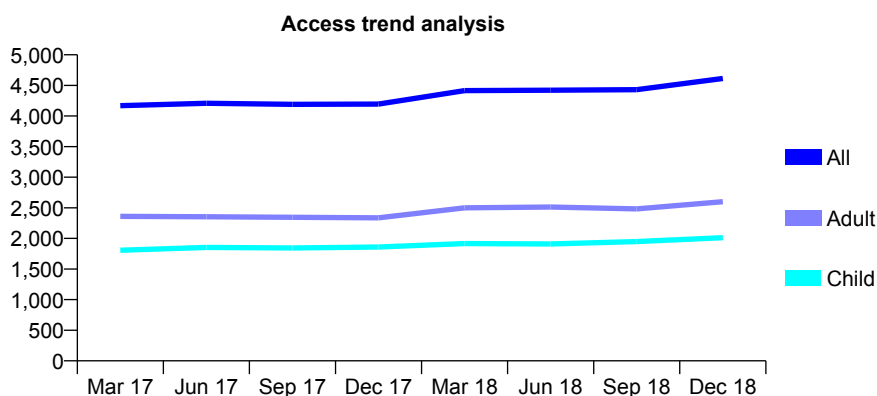
Q46 - Vital Signs At a Glance Contract Report for 339881/0001 - December 2018

Name or company name	MR S MIRTORABI
Contract type name	GDS Contract
Purpose of contract	General
Contract start date	01/04/2006
Contract end date	

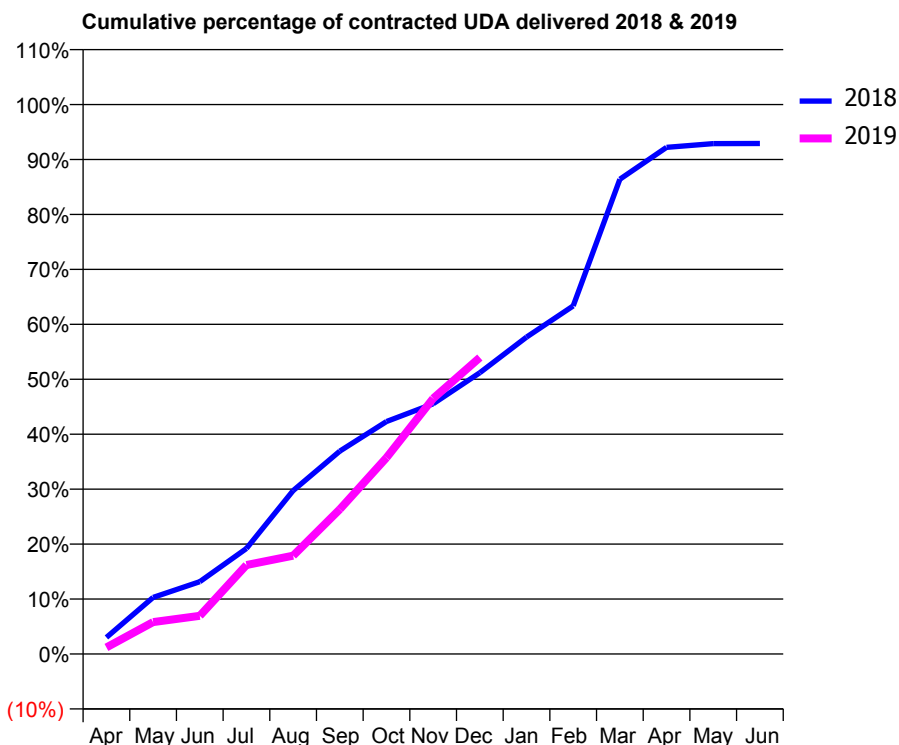
18/19 Contracted general activity (UDA)	10,570
Carry forward general activity (UDA)	273
18/19 Contracted orthodontic activity (UOA)	0
Carry forward orthodontic activity (UOA)	0
Baseline contract value	£343,890.90

ACCESS*

Patients seen in 24 months	Total	Change since previous quarter
Quarter ending December 2017	4,196	
Quarter ending March 2018	4,415	↑
Quarter ending June 2018	4,421	→
Quarter ending September 2018	4,431	→
Quarter ending December 2018	4,613	↑
Variance since December 2017	9.9%	↑



ACTIVITY



Month	Adjusted Scheduled Activity (UDA)	
	2018	2019
April	318	126
May	1,089	613
June	1,391	734
July	2,030	1,713
August	3,142	1,893
September	3,904	2,785
October	4,472	3,776
November	4,814	4,917
December	5,412	5,704
January	6,096	
February	6,696	
March	9,132	
April	9,746	
May	9,818	
June	9,821	

QUALITY

	Quantity	Base Number	Contract	AT	Region	England
% of FP17s for the same patient ID Re-attending within 3 months - Children	177	2,094	8.5%	12.2%	12.3%	11.8%
% of FP17s for the same patient ID Re-attending within 3 months - Adults	182	1,838	9.9%	16.0%	15.8%	15.6%
% of FP17s for the same patient ID Re-attending between 3 & 9 months - Children	1,169	2,094	55.8%	58.0%	60.1%	58.8%
% of FP17s for the same patient ID Re-attending between 3 & 9 months - Adults	705	1,838	38.4%	51.3%	53.3%	51.0%
% of FP17s for Band 1 Urgent Courses	236	3,006	7.9%	10.1%	9.0%	9.0%
% of FP17s Relating to Free Repair or Replacements	8	3,006	0.3%	0.8%	1.0%	0.8%
% of FP17s Relating to Continuations	19	3,006	0.6%	0.9%	1.0%	0.9%
% of Patients satisfied with the dentistry they have received	0	0	N/A	95.3%	93.8%	93.2%
% of Patients satisfied with the time they had to wait for an appointment	0	0	N/A	89.3%	89.4%	88.3%

* This is based on patients treated on this contract for their most recent course of treatment. Figures in italics indicate the base number of FP17s or Patient Questionnaire responses are less than 100. N/A is shown where the base number of responses is less than 10 during the period. % is calculated as Quantity/Base number*100

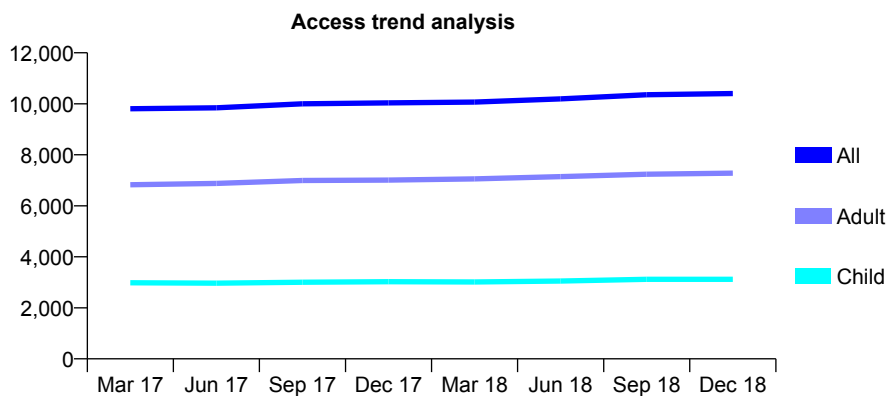
Q46 - Vital Signs At a Glance Contract Report for 342327/0001 - December 2018

Name or company name	MR MK MUSHTAQ
Contract type name	GDS Contract
Purpose of contract	General
Contract start date	01/04/2006
Contract end date	

18/19 Contracted general activity (UDA)	22,660
Carry forward general activity (UDA)	-184
18/19 Contracted orthodontic activity (UOA)	0
Carry forward orthodontic activity (UOA)	0
Baseline contract value	£617,373.38

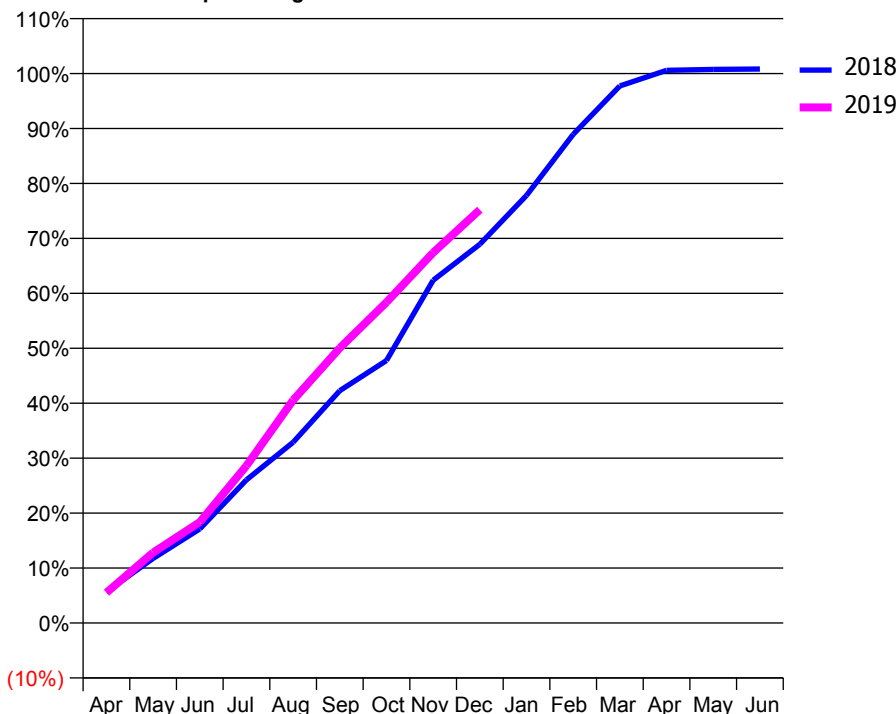
ACCESS*

Patients seen in 24 months	Total	Change since previous quarter
Quarter ending December 2017	10,037	
Quarter ending March 2018	10,070	→
Quarter ending June 2018	10,194	→
Quarter ending September 2018	10,358	→
Quarter ending December 2018	10,401	→
Variance since December 2017	3.6%	↑



ACTIVITY

Cumulative percentage of contracted UDA delivered 2018 & 2019



Month	Adjusted Scheduled Activity (UDA)	
	2018	2019
April	1,284	1,250
May	2,666	2,907
June	3,882	4,160
July	5,905	6,486
August	7,451	9,194
September	9,584	11,344
October	10,827	13,227
November	14,136	15,272
December	15,621	17,043
January	17,631	
February	20,153	
March	22,148	
April	22,793	
May	22,829	
June	22,844	

QUALITY

	Quantity	Base Number	Contract	AT	Region	England
% of FP17s for the same patient ID Re-attending within 3 months - Children	161	3,002	5.4%	12.2%	12.3%	11.8%
% of FP17s for the same patient ID Re-attending within 3 months - Adults	974	6,594	14.8%	16.0%	15.8%	15.6%
% of FP17s for the same patient ID Re-attending between 3 & 9 months - Children	1,587	3,002	52.9%	58.0%	60.1%	58.8%
% of FP17s for the same patient ID Re-attending between 3 & 9 months - Adults	2,891	6,594	43.8%	51.3%	53.3%	51.0%
% of FP17s for Band 1 Urgent Courses	774	8,632	9.0%	10.1%	9.0%	9.0%
% of FP17s Relating to Free Repair or Replacements	152	8,632	1.8%	0.8%	1.0%	0.8%
% of FP17s Relating to Continuations	55	8,632	0.6%	0.9%	1.0%	0.9%
% of Patients satisfied with the dentistry they have received	0	0	N/A	95.3%	93.8%	93.2%
% of Patients satisfied with the time they had to wait for an appointment	0	0	N/A	89.3%	89.4%	88.3%

* This is based on patients treated on this contract for their most recent course of treatment. Figures in italics indicate the base number of FP17s or Patient Questionnaire responses are less than 100. N/A is shown where the base number of responses is less than 10 during the period. % is calculated as Quantity/Base number*100

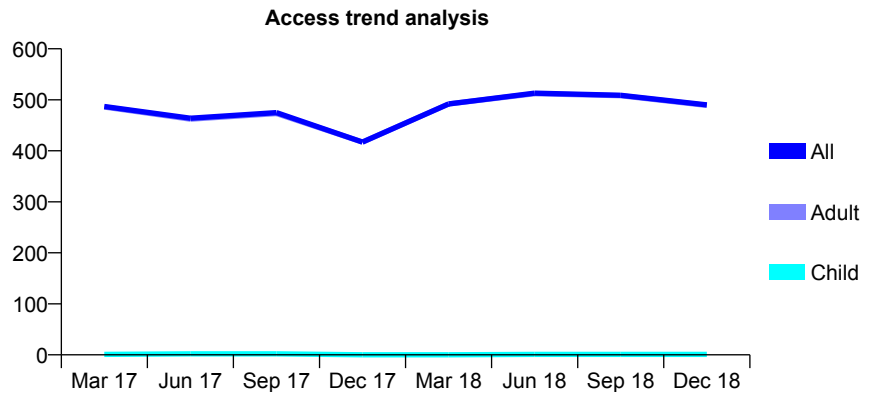
Q46 - Vital Signs At a Glance Contract Report for 342327/0002 - December 2018

Name or company name	MR MK MUSHTAQ
Contract type name	PDS Contract
Purpose of contract	General
Contract start date	01/04/2013
Contract end date	31/03/2019

18/19 Contracted general activity (UDA)	700
Carry forward general activity (UDA)	0
18/19 Contracted orthodontic activity (UOA)	0
Carry forward orthodontic activity (UOA)	0
Baseline contract value	£60,777.78

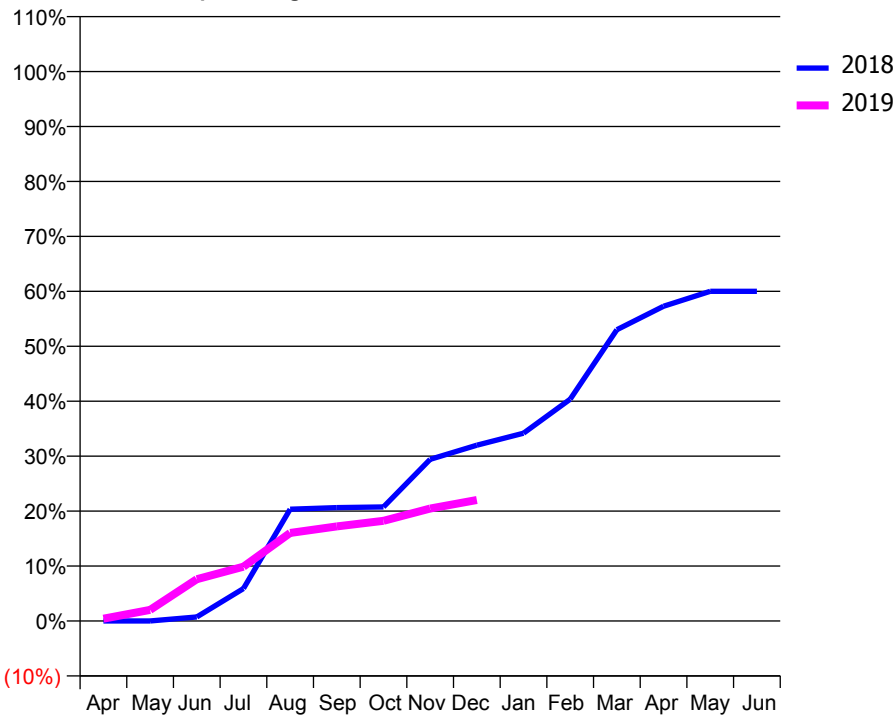
ACCESS*

Patients seen in 24 months	Total	Change since previous quarter
Quarter ending December 2017	417	
Quarter ending March 2018	492	↑
Quarter ending June 2018	513	↑
Quarter ending September 2018	509	→
Quarter ending December 2018	490	↓
Variance since December 2017	17.5%	↑



ACTIVITY

Cumulative percentage of contracted UDA delivered 2018 & 2019



Month	2018	2019
April	0	3
May	0	14
June	5	53
July	41	69
August	142	112
September	144	121
October	145	128
November	206	143
December	224	154
January	239	
February	283	
March	371	
April	401	
May	420	
June	420	

QUALITY

	Quantity	Base Number	Contract	AT	Region	England
% of FP17s for the same patient ID Re-attending within 3 months - Children	0	1	0.0%	12.2%	12.3%	11.8%
% of FP17s for the same patient ID Re-attending within 3 months - Adults	3	182	1.6%	16.0%	15.8%	15.6%
% of FP17s for the same patient ID Re-attending between 3 & 9 months - Children	0	1	0.0%	58.0%	60.1%	58.8%
% of FP17s for the same patient ID Re-attending between 3 & 9 months - Adults	20	182	11.0%	51.3%	53.3%	51.0%
% of FP17s for Band 1 Urgent Courses	12	141	8.5%	10.1%	9.0%	9.0%
% of FP17s Relating to Free Repair or Replacements	0	141	0.0%	0.8%	1.0%	0.8%
% of FP17s Relating to Continuations	0	141	0.0%	0.9%	1.0%	0.9%
% of Patients satisfied with the dentistry they have received	0	0	N/A	95.3%	93.8%	93.2%
% of Patients satisfied with the time they had to wait for an appointment	0	0	N/A	89.3%	89.4%	88.3%

* This is based on patients treated on this contract for their most recent course of treatment. Figures in italics indicate the base number of FP17s or Patient Questionnaire responses are less than 100. N/A is shown where the base number of responses is less than 10 during the period. % is calculated as Quantity/Base number*100

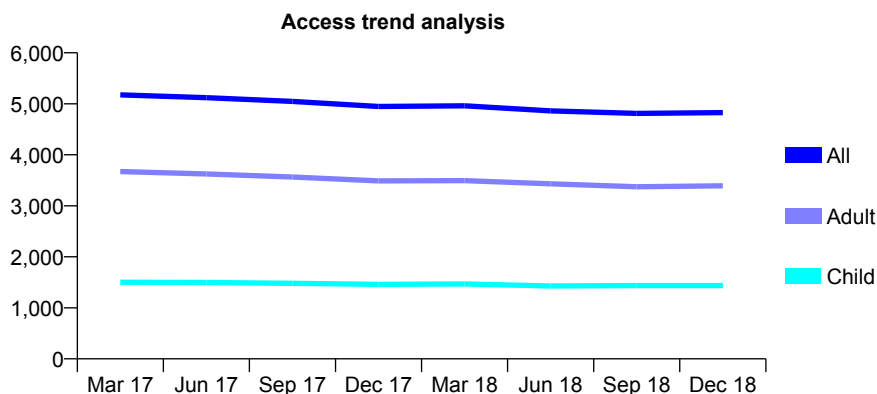
Q46 - Vital Signs At a Glance Contract Report for 356956/0001 - December 2018

Name or company name	MF Dental Partners
Contract type name	GDS Contract
Purpose of contract	General
Contract start date	18/09/2007
Contract end date	

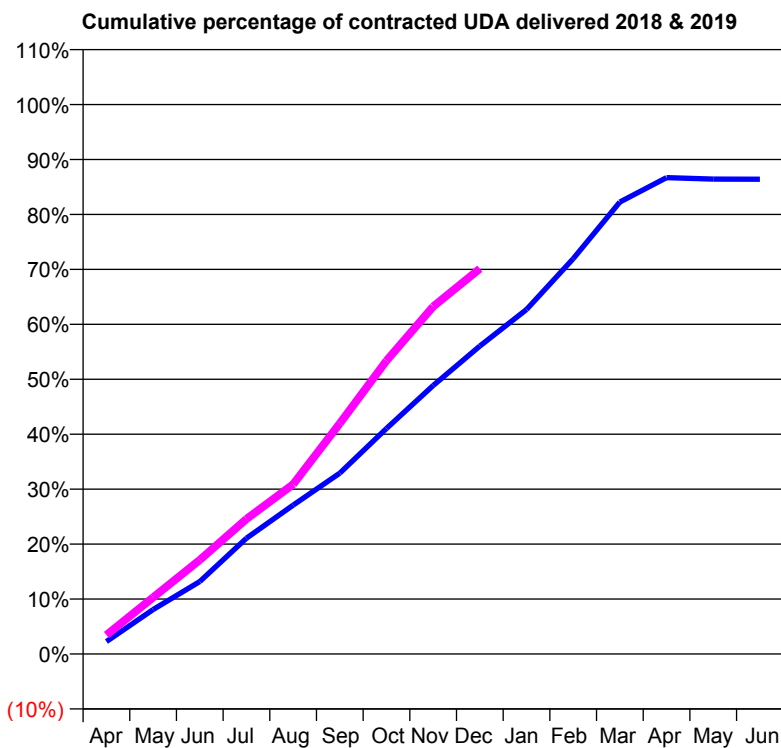
18/19 Contracted general activity (UDA)	10,000
Carry forward general activity (UDA)	0
18/19 Contracted orthodontic activity (UOA)	0
Carry forward orthodontic activity (UOA)	0
Baseline contract value	£261,038.24

ACCESS*

Patients seen in 24 months	Total	Change since previous quarter
Quarter ending December 2017	4,948	
Quarter ending March 2018	4,960	→
Quarter ending June 2018	4,861	↓
Quarter ending September 2018	4,812	↓
Quarter ending December 2018	4,827	→
Variance since December 2017	(2.4%)	↓



ACTIVITY



Month	Adjusted Scheduled Activity (UDA)	
	2018	2019
April	227	345
May	808	1,030
June	1,320	1,712
July	2,108	2,457
August	2,708	3,087
September	3,291	4,197
October	4,104	5,338
November	4,886	6,324
December	5,605	7,012
January	6,269	
February	7,194	
March	8,226	
April	8,669	
May	8,643	
June	8,641	

QUALITY

	Quantity	Base Number	Contract	AT	Region	England
% of FP17s for the same patient ID Re-attending within 3 months - Children	156	1,599	9.8%	12.2%	12.3%	11.8%
% of FP17s for the same patient ID Re-attending within 3 months - Adults	367	3,496	10.5%	16.0%	15.8%	15.6%
% of FP17s for the same patient ID Re-attending between 3 & 9 months - Children	1,000	1,599	62.5%	58.0%	60.1%	58.8%
% of FP17s for the same patient ID Re-attending between 3 & 9 months - Adults	2,049	3,496	58.6%	51.3%	53.3%	51.0%
% of FP17s for Band 1 Urgent Courses	219	3,952	5.5%	10.1%	9.0%	9.0%
% of FP17s Relating to Free Repair or Replacements	48	3,952	1.2%	0.8%	1.0%	0.8%
% of FP17s Relating to Continuations	1	3,952	0.0%	0.9%	1.0%	0.9%
% of Patients satisfied with the dentistry they have received	2	2	N/A	95.3%	93.8%	93.2%
% of Patients satisfied with the time they had to wait for an appointment	2	2	N/A	89.3%	89.4%	88.3%

* This is based on patients treated on this contract for their most recent course of treatment. Figures in italics indicate the base number of FP17s or Patient Questionnaire responses are less than 100. N/A is shown where the base number of responses is less than 10 during the period. % is calculated as Quantity/Base number*100

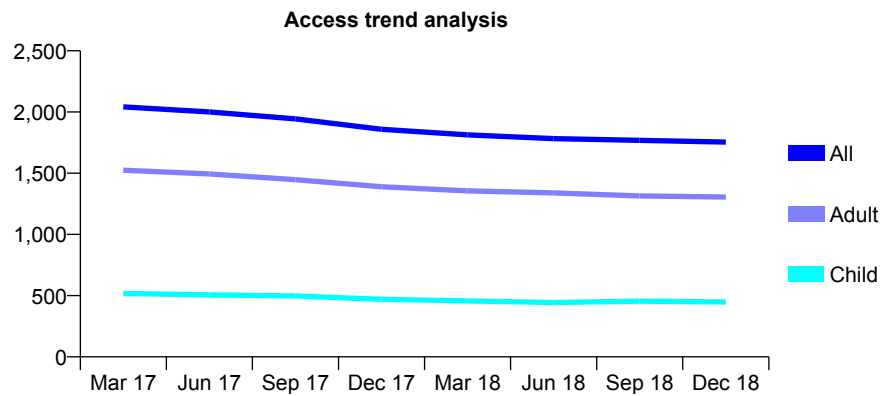
Q46 - Vital Signs At a Glance Contract Report for 356956/0002 - December 2018

Name or company name	MF Dental Partners
Contract type name	GDS Contract
Purpose of contract	General
Contract start date	01/08/2013
Contract end date	

18/19 Contracted general activity (UDA)	5,388
Carry forward general activity (UDA)	0
18/19 Contracted orthodontic activity (UOA)	0
Carry forward orthodontic activity (UOA)	0
Baseline contract value	£151,468.01

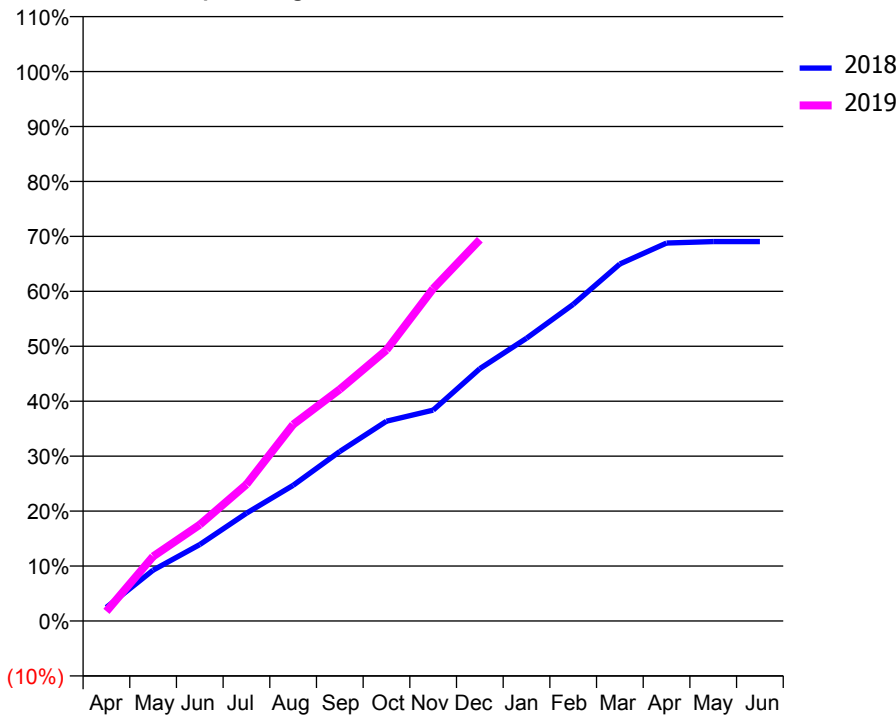
ACCESS*

Patients seen in 24 months	Total	Change since previous quarter
Quarter ending December 2017	1,859	
Quarter ending March 2018	1,813	↓
Quarter ending June 2018	1,783	↓
Quarter ending September 2018	1,769	→
Quarter ending December 2018	1,754	→
Variance since December 2017	(5.6%)	↓



ACTIVITY

Cumulative percentage of contracted UDA delivered 2018 & 2019



Month	Adjusted Scheduled Activity (UDA)	
	2018	2019
April	134	94
May	498	634
June	750	945
July	1,057	1,340
August	1,330	1,926
September	1,662	2,272
October	1,959	2,658
November	2,068	3,259
December	2,475	3,738
January	2,772	
February	3,105	
March	3,501	
April	3,706	
May	3,720	
June	3,720	

QUALITY

	Quantity	Base Number	Contract	AT	Region	England
% of FP17s for the same patient ID Re-attending within 3 months - Children	25	435	5.7%	12.2%	12.3%	11.8%
% of FP17s for the same patient ID Re-attending within 3 months - Adults	164	1,275	12.9%	16.0%	15.8%	15.6%
% of FP17s for the same patient ID Re-attending between 3 & 9 months - Children	204	435	46.9%	58.0%	60.1%	58.8%
% of FP17s for the same patient ID Re-attending between 3 & 9 months - Adults	632	1,275	49.6%	51.3%	53.3%	51.0%
% of FP17s for Band 1 Urgent Courses	97	1,616	6.0%	10.1%	9.0%	9.0%
% of FP17s Relating to Free Repair or Replacements	23	1,616	1.4%	0.8%	1.0%	0.8%
% of FP17s Relating to Continuations	12	1,616	0.7%	0.9%	1.0%	0.9%
% of Patients satisfied with the dentistry they have received	1	1	N/A	95.3%	93.8%	93.2%
% of Patients satisfied with the time they had to wait for an appointment	1	1	N/A	89.3%	89.4%	88.3%

* This is based on patients treated on this contract for their most recent course of treatment. Figures in italics indicate the base number of FP17s or Patient Questionnaire responses are less than 100. N/A is shown where the base number of responses is less than 10 during the period. % is calculated as Quantity/Base number*100

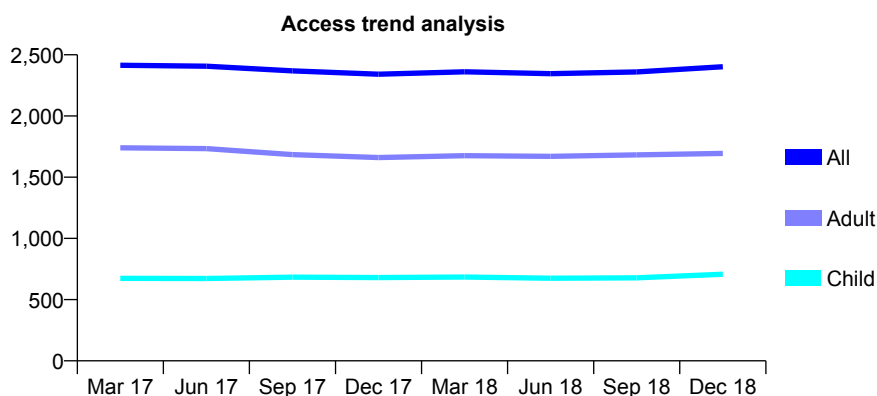
Q46 - Vital Signs At a Glance Contract Report for 358975/0001 - December 2018

Name or company name	MISS P STOREY
Contract type name	GDS Contract
Purpose of contract	General
Contract start date	06/05/2011
Contract end date	

18/19 Contracted general activity (UDA)	6,504
Carry forward general activity (UDA)	240
18/19 Contracted orthodontic activity (UOA)	0
Carry forward orthodontic activity (UOA)	0
Baseline contract value	£186,196.04

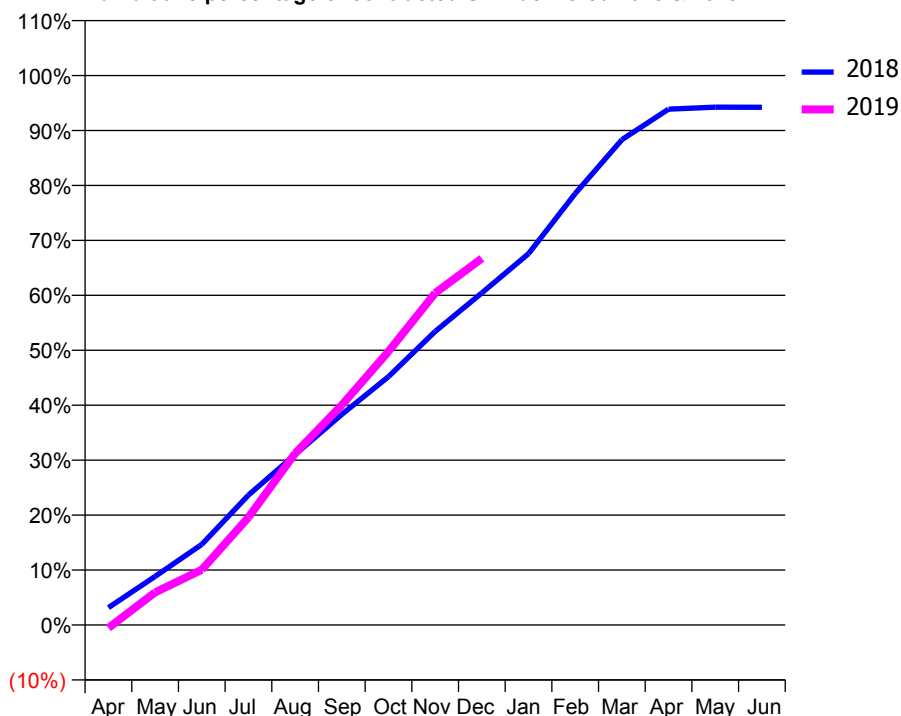
ACCESS*

Patients seen in 24 months	Total	Change since previous quarter
Quarter ending December 2017	2,341	
Quarter ending March 2018	2,361	→
Quarter ending June 2018	2,346	→
Quarter ending September 2018	2,360	→
Quarter ending December 2018	2,402	→
Variance since December 2017	2.6%	↑



ACTIVITY

Cumulative percentage of contracted UDA delivered 2018 & 2019



Adjusted Scheduled Activity (UDA)

Month	2018	2019
April	206	-36
May	576	387
June	954	655
July	1,538	1,275
August	2,017	2,032
September	2,493	2,604
October	2,940	3,237
November	3,475	3,929
December	3,931	4,340
January	4,394	
February	5,107	
March	5,744	
April	6,106	
May	6,129	
June	6,128	

QUALITY

	Quantity	Base Number	Contract	AT	Region	England
% of FP17s for the same patient ID Re-attending within 3 months - Children	53	806	6.6%	12.2%	12.3%	11.8%
% of FP17s for the same patient ID Re-attending within 3 months - Adults	269	2,187	12.3%	16.0%	15.8%	15.6%
% of FP17s for the same patient ID Re-attending between 3 & 9 months - Children	498	806	61.8%	58.0%	60.1%	58.8%
% of FP17s for the same patient ID Re-attending between 3 & 9 months - Adults	1,476	2,187	67.5%	51.3%	53.3%	51.0%
% of FP17s for Band 1 Urgent Courses	264	2,822	9.4%	10.1%	9.0%	9.0%
% of FP17s Relating to Free Repair or Replacements	6	2,822	0.2%	0.8%	1.0%	0.8%
% of FP17s Relating to Continuations	0	2,822	0.0%	0.9%	1.0%	0.9%
% of Patients satisfied with the dentistry they have received	2	2	N/A	95.3%	93.8%	93.2%
% of Patients satisfied with the time they had to wait for an appointment	2	2	N/A	89.3%	89.4%	88.3%

* This is based on patients treated on this contract for their most recent course of treatment. Figures in italics indicate the base number of FP17s or Patient Questionnaire responses are less than 100. N/A is shown where the base number of responses is less than 10 during the period. % is calculated as Quantity/Base number*100

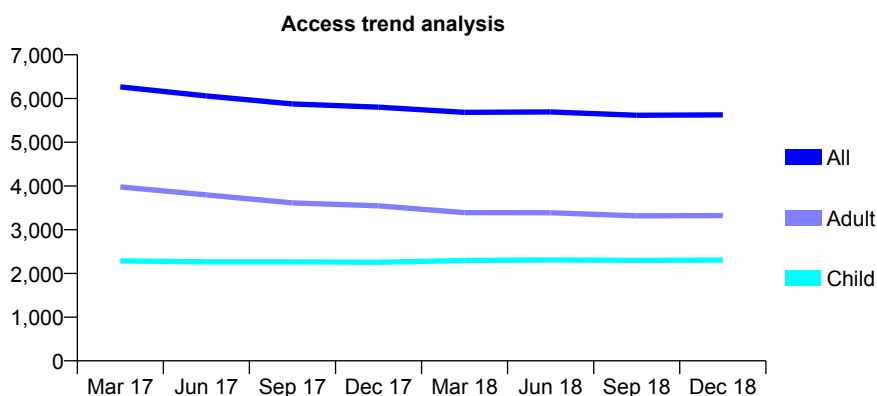
Q46 - Vital Signs At a Glance Contract Report for 367931/0001 - December 2018

Name or company name	MS T KHAN
Contract type name	GDS Contract
Purpose of contract	General
Contract start date	01/08/2007
Contract end date	

18/19 Contracted general activity (UDA)	15,309
Carry forward general activity (UDA)	-306
18/19 Contracted orthodontic activity (UOA)	0
Carry forward orthodontic activity (UOA)	0
Baseline contract value	£436,636.51

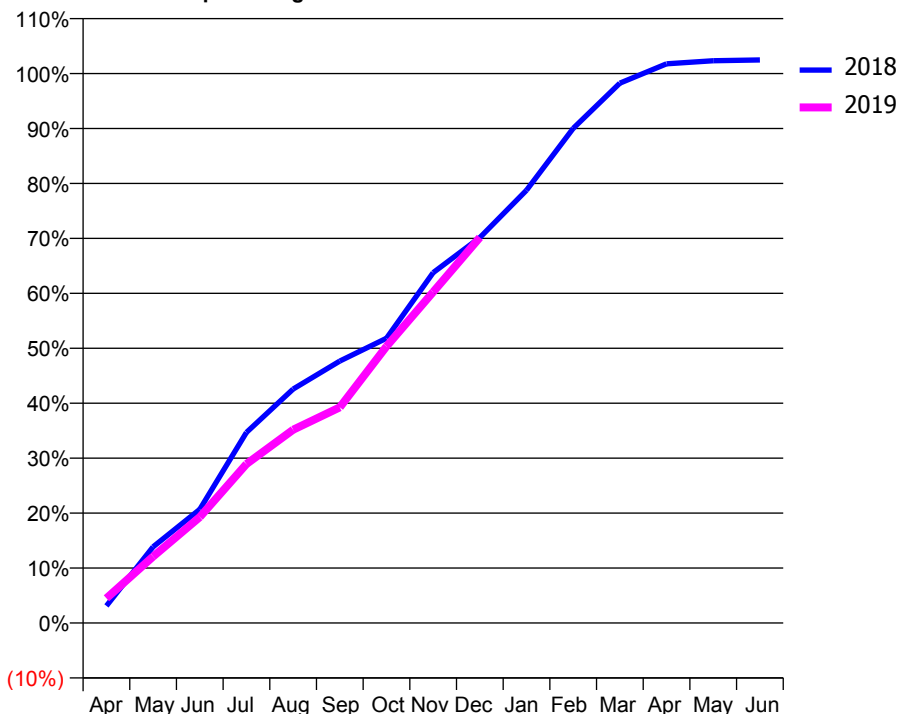
ACCESS*

Patients seen in 24 months	Total	Change since previous quarter
Quarter ending December 2017	5,802	
Quarter ending March 2018	5,685	↓
Quarter ending June 2018	5,693	→
Quarter ending September 2018	5,617	↓
Quarter ending December 2018	5,625	→
Variance since December 2017	(3.1%)	↓



ACTIVITY

Cumulative percentage of contracted UDA delivered 2018 & 2019



Month	Adjusted Scheduled Activity (UDA)	
	2018	2019
April	477	689
May	2,124	1,853
June	3,166	2,951
July	5,312	4,429
August	6,517	5,387
September	7,299	6,009
October	7,933	7,705
November	9,760	9,221
December	10,739	10,743
January	12,058	
February	13,779	
March	15,039	
April	15,579	
May	15,666	
June	15,685	

QUALITY

	Quantity	Base Number	Contract	AT	Region	England
% of FP17s for the same patient ID Re-attending within 3 months - Children	238	2,090	11.4%	12.2%	12.3%	11.8%
% of FP17s for the same patient ID Re-attending within 3 months - Adults	625	3,423	18.3%	16.0%	15.8%	15.6%
% of FP17s for the same patient ID Re-attending between 3 & 9 months - Children	980	2,090	46.9%	58.0%	60.1%	58.8%
% of FP17s for the same patient ID Re-attending between 3 & 9 months - Adults	1,575	3,423	46.0%	51.3%	53.3%	51.0%
% of FP17s for Band 1 Urgent Courses	576	5,155	11.2%	10.1%	9.0%	9.0%
% of FP17s Relating to Free Repair or Replacements	57	5,155	1.1%	0.8%	1.0%	0.8%
% of FP17s Relating to Continuations	5	5,155	0.1%	0.9%	1.0%	0.9%
% of Patients satisfied with the dentistry they have received	0	0	N/A	95.3%	93.8%	93.2%
% of Patients satisfied with the time they had to wait for an appointment	0	0	N/A	89.3%	89.4%	88.3%

* This is based on patients treated on this contract for their most recent course of treatment. Figures in italics indicate the base number of FP17s or Patient Questionnaire responses are less than 100. N/A is shown where the base number of responses is less than 10 during the period. % is calculated as Quantity/Base number*100

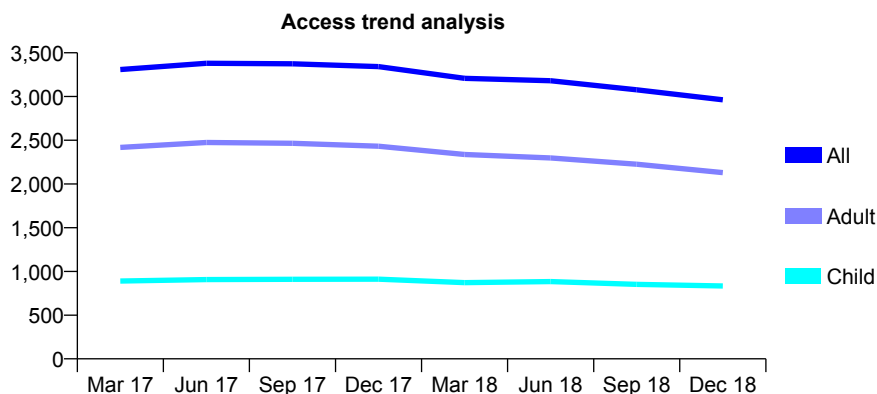
Q46 - Vital Signs At a Glance Contract Report for 367931/0003 - December 2018

Name or company name	MS T KHAN
Contract type name	GDS Contract
Purpose of contract	General
Contract start date	01/06/2015
Contract end date	

18/19 Contracted general activity (UDA)	8,521
Carry forward general activity (UDA)	-170
18/19 Contracted orthodontic activity (UOA)	0
Carry forward orthodontic activity (UOA)	0
Baseline contract value	£212,103.10

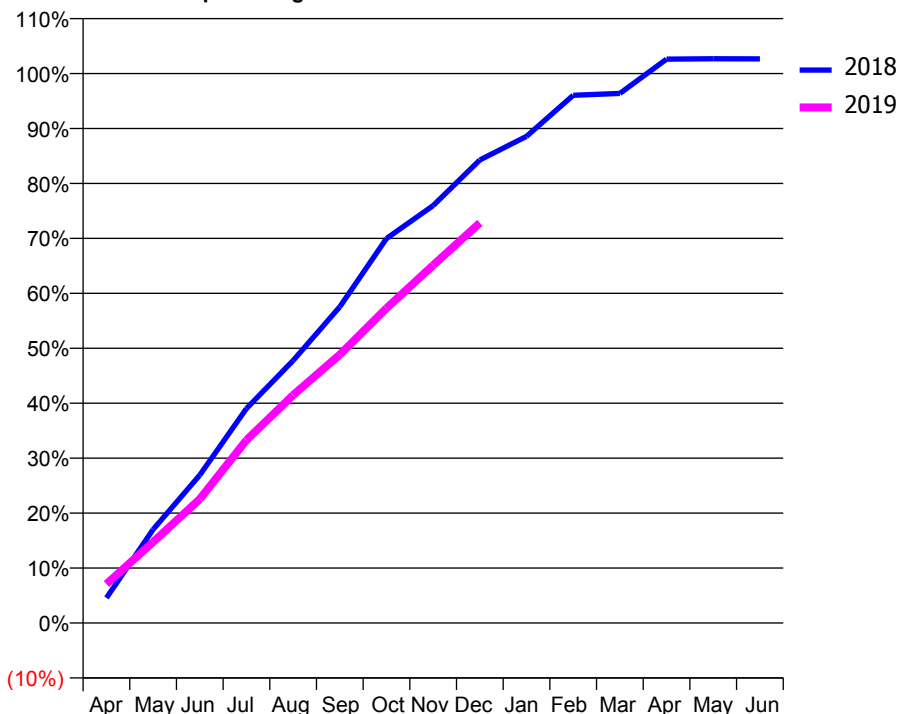
ACCESS*

Patients seen in 24 months	Total	Change since previous quarter
Quarter ending December 2017	3,342	
Quarter ending March 2018	3,208	↓
Quarter ending June 2018	3,181	→
Quarter ending September 2018	3,077	↓
Quarter ending December 2018	2,963	↓
Variance since December 2017	(11.3%)	↓



ACTIVITY

Cumulative percentage of contracted UDA delivered 2018 & 2019



Month	Adjusted Scheduled Activity (UDA)	
	2018	2019
April	389	605
May	1,450	1,256
June	2,295	1,923
July	3,325	2,835
August	4,070	3,536
September	4,903	4,161
October	5,963	4,880
November	6,474	5,548
December	7,180	6,205
January	7,545	
February	8,182	
March	8,211	
April	8,744	
May	8,750	
June	8,748	

QUALITY

	Quantity	Base Number	Contract	AT	Region	England
% of FP17s for the same patient ID Re-attending within 3 months - Children	90	1,026	8.8%	12.2%	12.3%	11.8%
% of FP17s for the same patient ID Re-attending within 3 months - Adults	325	2,111	15.4%	16.0%	15.8%	15.6%
% of FP17s for the same patient ID Re-attending between 3 & 9 months - Children	579	1,026	56.4%	58.0%	60.1%	58.8%
% of FP17s for the same patient ID Re-attending between 3 & 9 months - Adults	910	2,111	43.1%	51.3%	53.3%	51.0%
% of FP17s for Band 1 Urgent Courses	194	2,880	6.7%	10.1%	9.0%	9.0%
% of FP17s Relating to Free Repair or Replacements	17	2,880	0.6%	0.8%	1.0%	0.8%
% of FP17s Relating to Continuations	1	2,880	0.0%	0.9%	1.0%	0.9%
% of Patients satisfied with the dentistry they have received	0	0	N/A	95.3%	93.8%	93.2%
% of Patients satisfied with the time they had to wait for an appointment	0	0	N/A	89.3%	89.4%	88.3%

* This is based on patients treated on this contract for their most recent course of treatment. Figures in italics indicate the base number of FP17s or Patient Questionnaire responses are less than 100. N/A is shown where the base number of responses is less than 10 during the period. % is calculated as Quantity/Base number*100

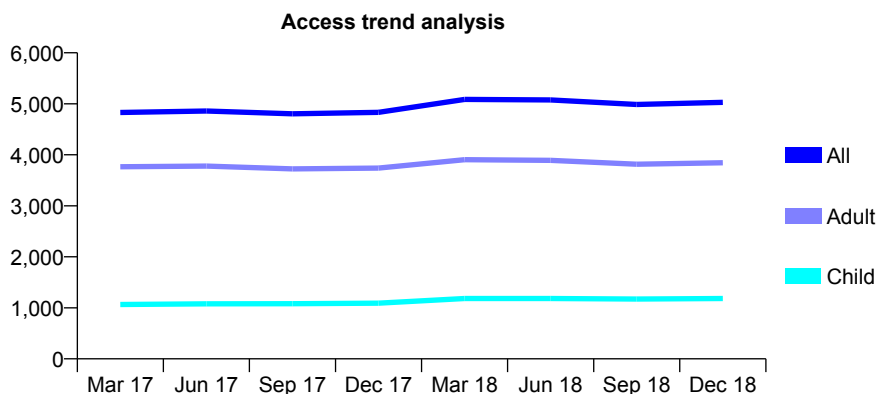
Q46 - Vital Signs At a Glance Contract Report for 383392/0001 - December 2018

Name or company name	MR BS GREWAL
Contract type name	GDS Contract
Purpose of contract	General
Contract start date	01/09/2013
Contract end date	

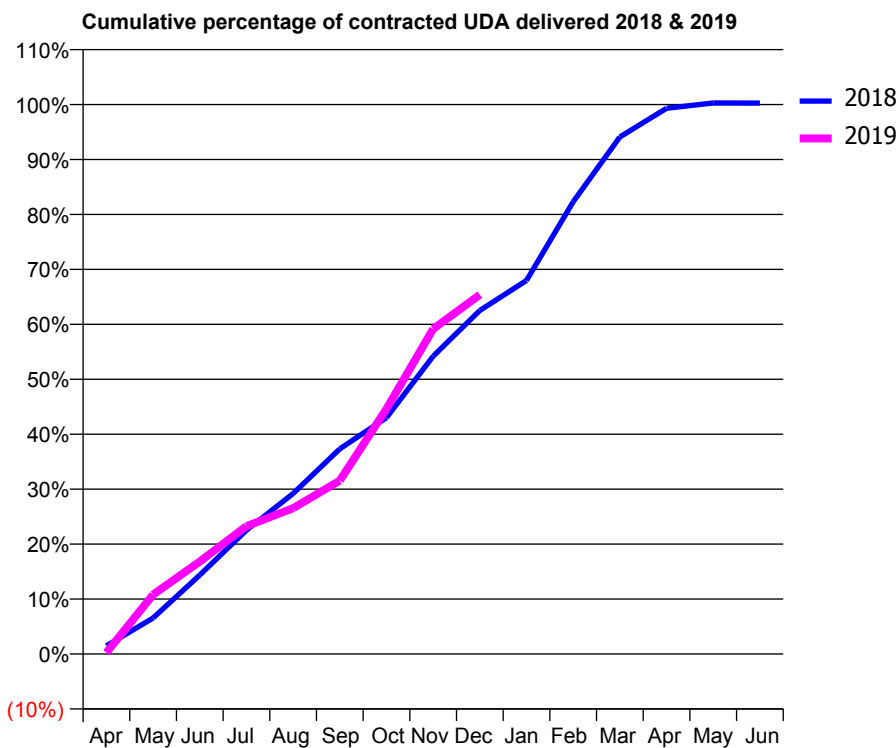
18/19 Contracted general activity (UDA)	11,195
Carry forward general activity (UDA)	-28
18/19 Contracted orthodontic activity (UOA)	0
Carry forward orthodontic activity (UOA)	0
Baseline contract value	£401,140.99

ACCESS*

Patients seen in 24 months	Total	Change since previous quarter
Quarter ending December 2017	4,833	
Quarter ending March 2018	5,086	↑
Quarter ending June 2018	5,075	→
Quarter ending September 2018	4,988	↓
Quarter ending December 2018	5,028	→
Variance since December 2017	4.0%	↑



ACTIVITY



Month	Adjusted Scheduled Activity (UDA)	
	2018	2019
April	168	28
May	734	1,210
June	1,609	1,883
July	2,523	2,604
August	3,269	2,970
September	4,179	3,532
October	4,816	4,995
November	6,067	6,622
December	7,000	7,319
January	7,610	
February	9,213	
March	10,535	
April	11,117	
May	11,226	
June	11,223	

QUALITY

	Quantity	Base Number	Contract	AT	Region	England
% of FP17s for the same patient ID Re-attending within 3 months - Children	121	1,542	7.8%	12.2%	12.3%	11.8%
% of FP17s for the same patient ID Re-attending within 3 months - Adults	402	4,118	9.8%	16.0%	15.8%	15.6%
% of FP17s for the same patient ID Re-attending between 3 & 9 months - Children	1,047	1,542	67.9%	58.0%	60.1%	58.8%
% of FP17s for the same patient ID Re-attending between 3 & 9 months - Adults	2,532	4,118	61.5%	51.3%	53.3%	51.0%
% of FP17s for Band 1 Urgent Courses	252	4,573	5.5%	10.1%	9.0%	9.0%
% of FP17s Relating to Free Repair or Replacements	13	4,573	0.3%	0.8%	1.0%	0.8%
% of FP17s Relating to Continuations	10	4,573	0.2%	0.9%	1.0%	0.9%
% of Patients satisfied with the dentistry they have received	1	1	N/A	95.3%	93.8%	93.2%
% of Patients satisfied with the time they had to wait for an appointment	1	1	N/A	89.3%	89.4%	88.3%

* This is based on patients treated on this contract for their most recent course of treatment. Figures in italics indicate the base number of FP17s or Patient Questionnaire responses are less than 100. N/A is shown where the base number of responses is less than 10 during the period. % is calculated as Quantity/Base number*100

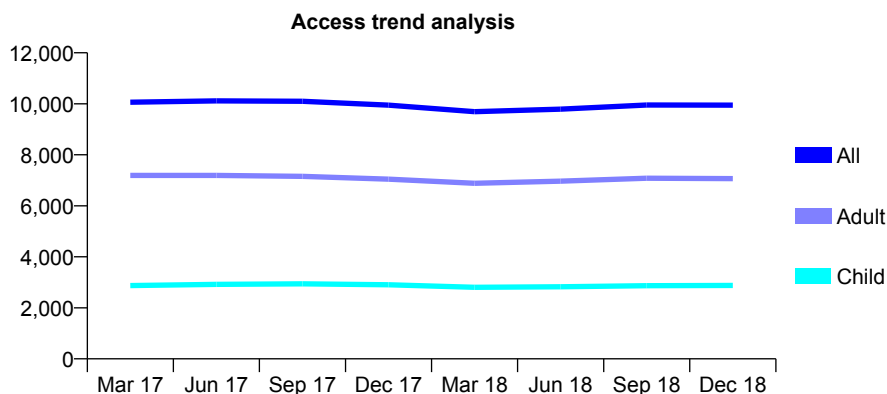
Q46 - Vital Signs At a Glance Contract Report for 392286/0003 - December 2018

Name or company name	MR HL SHOWMAN
Contract type name	GDS Contract
Purpose of contract	General
Contract start date	04/06/2012
Contract end date	

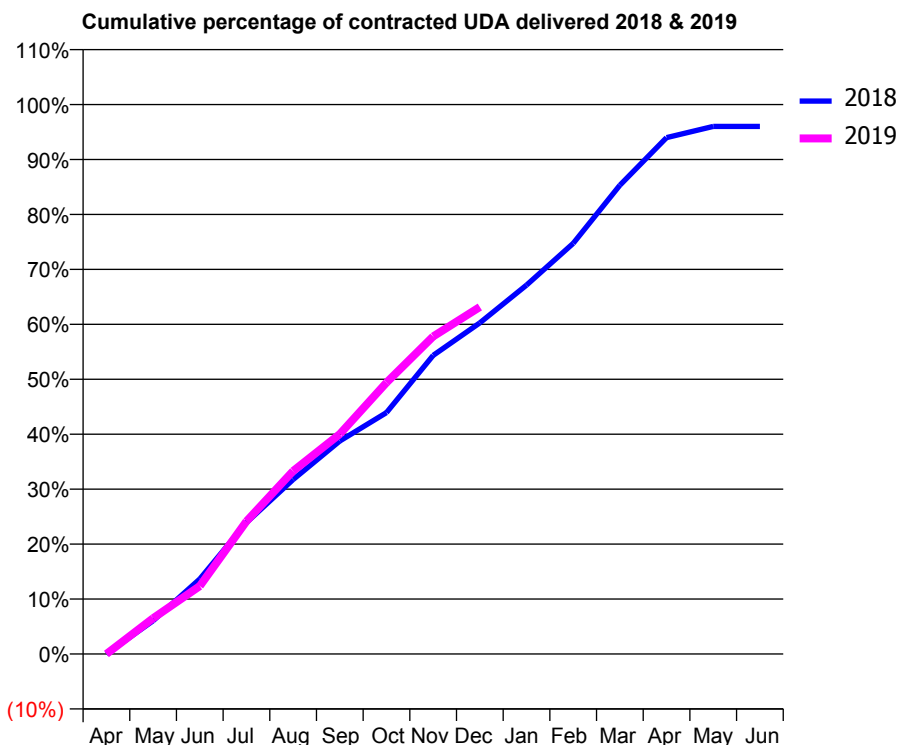
18/19 Contracted general activity (UDA)	30,792
Carry forward general activity (UDA)	0
18/19 Contracted orthodontic activity (UOA)	0
Carry forward orthodontic activity (UOA)	0
Baseline contract value	£849,040.09

ACCESS*

Patients seen in 24 months	Total	Change since previous quarter
Quarter ending December 2017	9,950	
Quarter ending March 2018	9,693	↓
Quarter ending June 2018	9,793	→
Quarter ending September 2018	9,951	→
Quarter ending December 2018	9,946	→
Variance since December 2017	(0.0%)	→



ACTIVITY



Month	Adjusted Scheduled Activity (UDA)	
	2018	2019
April	0	5
May	1,867	2,010
June	4,206	3,810
July	7,365	7,436
August	9,775	10,259
September	11,934	12,324
October	13,531	15,209
November	16,736	17,792
December	18,560	19,448
January	20,674	
February	23,008	
March	26,271	
April	28,939	
May	29,561	
June	29,567	

QUALITY

	Quantity	Base Number	Contract	AT	Region	England
% of FP17s for the same patient ID Re-attending within 3 months - Children	163	2,583	6.3%	12.2%	12.3%	11.8%
% of FP17s for the same patient ID Re-attending within 3 months - Adults	750	6,121	12.3%	16.0%	15.8%	15.6%
% of FP17s for the same patient ID Re-attending between 3 & 9 months - Children	1,267	2,583	49.1%	58.0%	60.1%	58.8%
% of FP17s for the same patient ID Re-attending between 3 & 9 months - Adults	2,727	6,121	44.6%	51.3%	53.3%	51.0%
% of FP17s for Band 1 Urgent Courses	737	7,503	9.8%	10.1%	9.0%	9.0%
% of FP17s Relating to Free Repair or Replacements	82	7,503	1.1%	0.8%	1.0%	0.8%
% of FP17s Relating to Continuations	27	7,503	0.4%	0.9%	1.0%	0.9%
% of Patients satisfied with the dentistry they have received	7	8	N/A	95.3%	93.8%	93.2%
% of Patients satisfied with the time they had to wait for an appointment	8	8	N/A	89.3%	89.4%	88.3%

* This is based on patients treated on this contract for their most recent course of treatment. Figures in italics indicate the base number of FP17s or Patient Questionnaire responses are less than 100. N/A is shown where the base number of responses is less than 10 during the period. % is calculated as Quantity/Base number*100

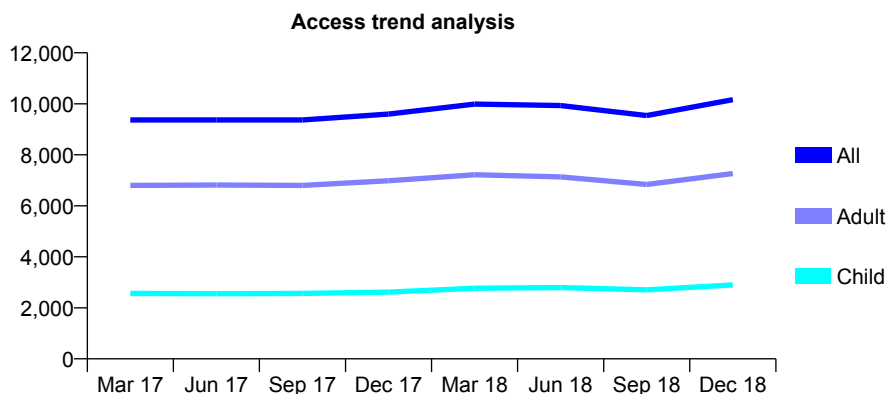
Q46 - Vital Signs At a Glance Contract Report for 392286/0004 - December 2018

Name or company name	SimplyOne Dental Droylsden
Contract type name	GDS Contract
Purpose of contract	General
Contract start date	04/06/2012
Contract end date	

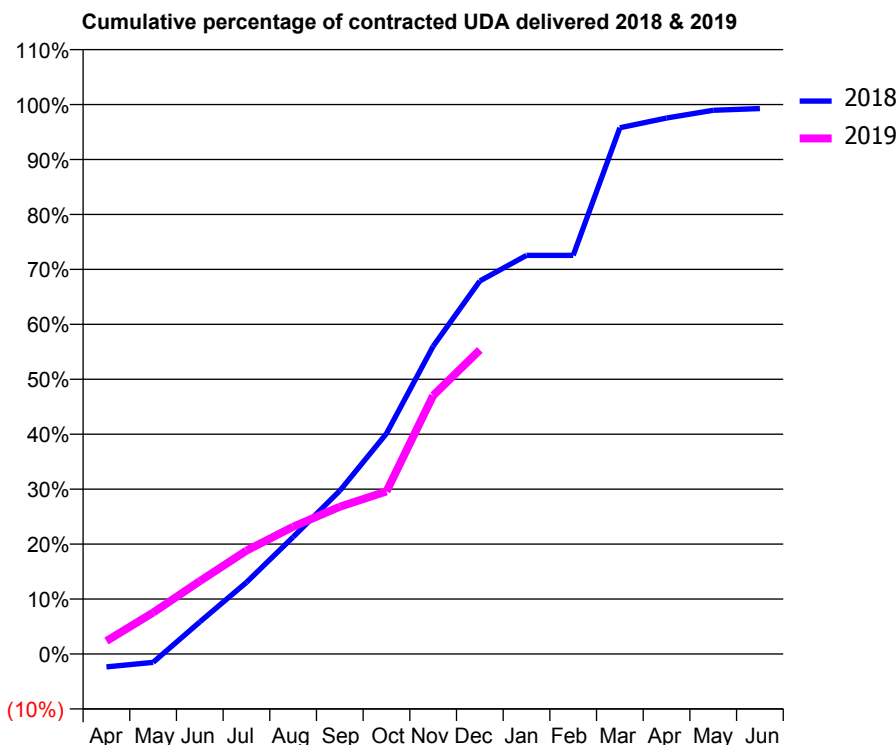
18/19 Contracted general activity (UDA)	29,530
Carry forward general activity (UDA)	-398
18/19 Contracted orthodontic activity (UOA)	0
Carry forward orthodontic activity (UOA)	0
Baseline contract value	£844,965.18

ACCESS*

Patients seen in 24 months	Total	Change since previous quarter
Quarter ending December 2017	9,599	
Quarter ending March 2018	9,988	↑
Quarter ending June 2018	9,931	→
Quarter ending September 2018	9,542	↓
Quarter ending December 2018	10,164	↑
Variance since December 2017	5.9%	↑



ACTIVITY



Month	Adjusted Scheduled Activity (UDA)	
	2018	2019
April	-640	697
May	-413	2,226
June	1,569	3,913
July	3,513	5,561
August	5,736	6,843
September	7,999	7,914
October	10,809	8,738
November	15,084	13,891
December	18,279	16,340
January	19,539	
February	19,539	
March	25,788	
April	26,266	
May	26,647	
June	26,731	

QUALITY

	Quantity	Base Number	Contract	AT	Region	England
% of FP17s for the same patient ID Re-attending within 3 months - Children	113	1,896	6.0%	12.2%	12.3%	11.8%
% of FP17s for the same patient ID Re-attending within 3 months - Adults	690	4,930	14.0%	16.0%	15.8%	15.6%
% of FP17s for the same patient ID Re-attending between 3 & 9 months - Children	641	1,896	33.8%	58.0%	60.1%	58.8%
% of FP17s for the same patient ID Re-attending between 3 & 9 months - Adults	1,587	4,930	32.2%	51.3%	53.3%	51.0%
% of FP17s for Band 1 Urgent Courses	999	6,376	15.7%	10.1%	9.0%	9.0%
% of FP17s Relating to Free Repair or Replacements	36	6,376	0.6%	0.8%	1.0%	0.8%
% of FP17s Relating to Continuations	32	6,376	0.5%	0.9%	1.0%	0.9%
% of Patients satisfied with the dentistry they have received	3	3	N/A	95.3%	93.8%	93.2%
% of Patients satisfied with the time they had to wait for an appointment	3	3	N/A	89.3%	89.4%	88.3%

* This is based on patients treated on this contract for their most recent course of treatment. Figures in italics indicate the base number of FP17s or Patient Questionnaire responses are less than 100. N/A is shown where the base number of responses is less than 10 during the period. % is calculated as Quantity/Base number*100

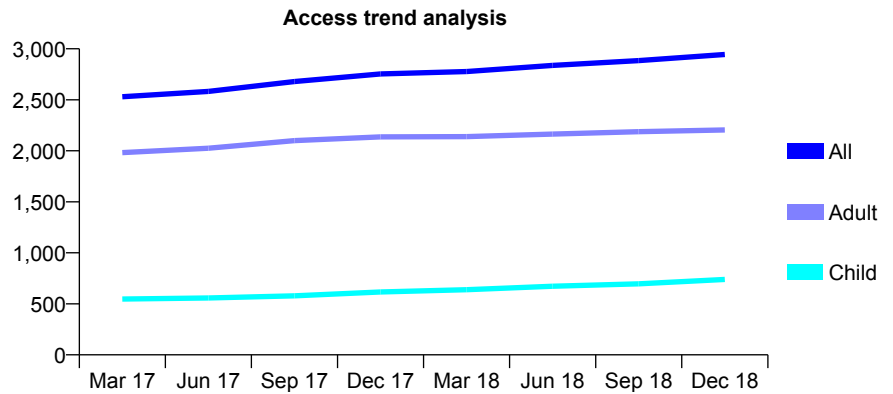
Q46 - Vital Signs At a Glance Contract Report for 398144/0001 - December 2018

Name or company name	Mr G Harper
Contract type name	GDS Contract
Purpose of contract	General
Contract start date	16/01/2015
Contract end date	

18/19 Contracted general activity (UDA)	6,319
Carry forward general activity (UDA)	-71
18/19 Contracted orthodontic activity (UOA)	0
Carry forward orthodontic activity (UOA)	0
Baseline contract value	£180,046.96

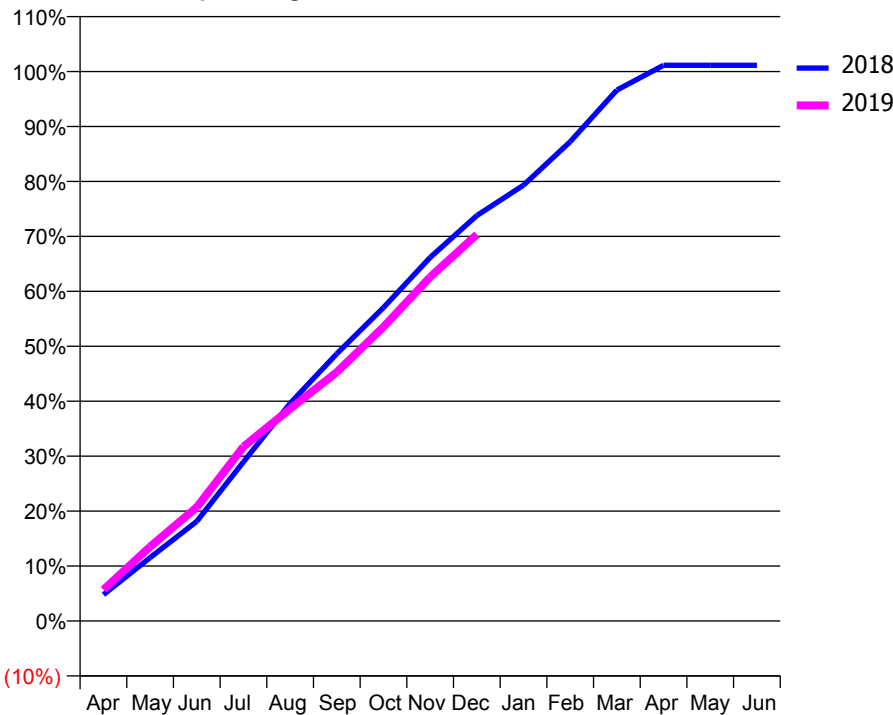
ACCESS*

Patients seen in 24 months	Total	Change since previous quarter
Quarter ending December 2017	2,753	
Quarter ending March 2018	2,777	→
Quarter ending June 2018	2,837	↑
Quarter ending September 2018	2,884	→
Quarter ending December 2018	2,944	↑
Variance since December 2017	6.9%	↑



ACTIVITY

Cumulative percentage of contracted UDA delivered 2018 & 2019



Month	Adjusted Scheduled Activity (UDA)	
	2018	2019
April	303	360
May	729	855
June	1,146	1,309
July	1,830	2,004
August	2,504	2,440
September	3,074	2,862
October	3,604	3,382
November	4,181	3,955
December	4,663	4,445
January	5,011	
February	5,512	
March	6,106	
April	6,390	
May	6,390	
June	6,390	

QUALITY

	Quantity	Base Number	Contract	AT	Region	England
% of FP17s for the same patient ID Re-attending within 3 months - Children	54	873	6.2%	12.2%	12.3%	11.8%
% of FP17s for the same patient ID Re-attending within 3 months - Adults	268	2,396	11.2%	16.0%	15.8%	15.6%
% of FP17s for the same patient ID Re-attending between 3 & 9 months - Children	575	873	65.9%	58.0%	60.1%	58.8%
% of FP17s for the same patient ID Re-attending between 3 & 9 months - Adults	1,429	2,396	59.6%	51.3%	53.3%	51.0%
% of FP17s for Band 1 Urgent Courses	137	2,477	5.5%	10.1%	9.0%	9.0%
% of FP17s Relating to Free Repair or Replacements	16	2,477	0.6%	0.8%	1.0%	0.8%
% of FP17s Relating to Continuations	11	2,477	0.4%	0.9%	1.0%	0.9%
% of Patients satisfied with the dentistry they have received	2	2	N/A	95.3%	93.8%	93.2%
% of Patients satisfied with the time they had to wait for an appointment	2	2	N/A	89.3%	89.4%	88.3%

* This is based on patients treated on this contract for their most recent course of treatment. Figures in italics indicate the base number of FP17s or Patient Questionnaire responses are less than 100. N/A is shown where the base number of responses is less than 10 during the period. % is calculated as Quantity/Base number*100

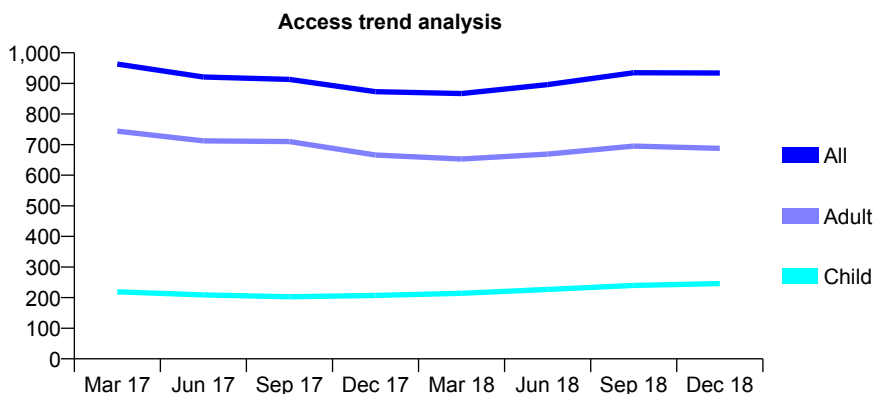
Q46 - Vital Signs At a Glance Contract Report for 560197/0003 - December 2018

Name or company name	MR GT PHILOBBOS
Contract type name	GDS Contract
Purpose of contract	General
Contract start date	14/07/2008
Contract end date	

18/19 Contracted general activity (UDA)	4,314
Carry forward general activity (UDA)	0
18/19 Contracted orthodontic activity (UOA)	0
Carry forward orthodontic activity (UOA)	0
Baseline contract value	£123,316.14

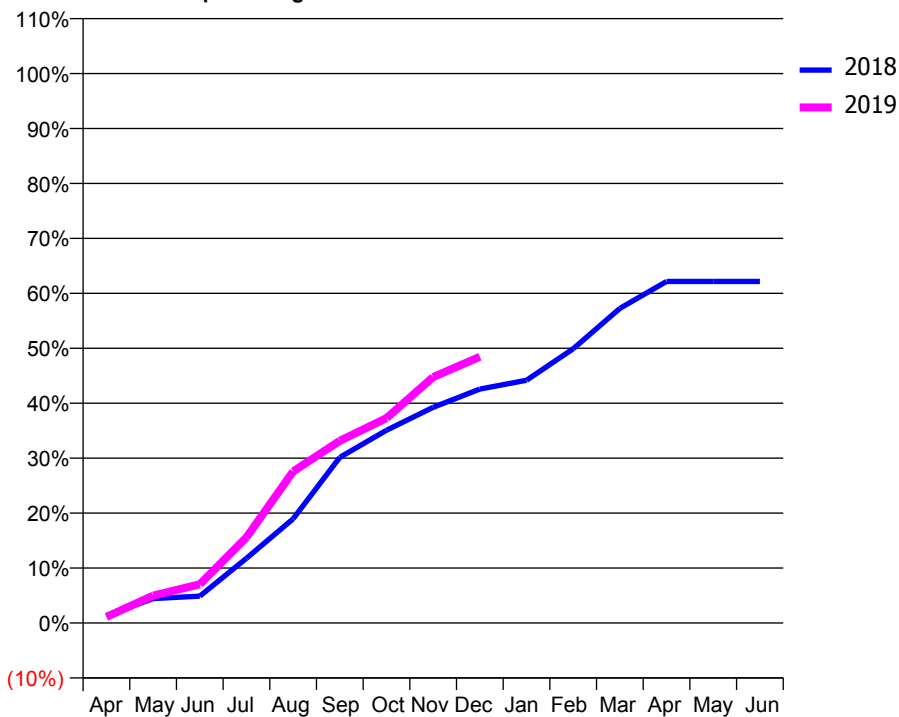
ACCESS*

Patients seen in 24 months	Total	Change since previous quarter
Quarter ending December 2017	873	
Quarter ending March 2018	867	→
Quarter ending June 2018	896	↑
Quarter ending September 2018	935	↑
Quarter ending December 2018	934	→
Variance since December 2017	7.0%	↑



ACTIVITY

Cumulative percentage of contracted UDA delivered 2018 & 2019



Month	Adjusted Scheduled Activity (UDA)	
	2018	2019
April	58	48
May	192	216
June	211	304
July	508	672
August	818	1,190
September	1,301	1,431
October	1,513	1,609
November	1,693	1,931
December	1,837	2,090
January	1,906	
February	2,153	
March	2,471	
April	2,681	
May	2,681	
June	2,681	

QUALITY

	Quantity	Base Number	Contract	AT	Region	England
% of FP17s for the same patient ID Re-attending within 3 months - Children	12	207	5.8%	12.2%	12.3%	11.8%
% of FP17s for the same patient ID Re-attending within 3 months - Adults	117	615	19.0%	16.0%	15.8%	15.6%
% of FP17s for the same patient ID Re-attending between 3 & 9 months - Children	64	207	30.9%	58.0%	60.1%	58.8%
% of FP17s for the same patient ID Re-attending between 3 & 9 months - Adults	187	615	30.4%	51.3%	53.3%	51.0%
% of FP17s for Band 1 Urgent Courses	33	725	4.6%	10.1%	9.0%	9.0%
% of FP17s Relating to Free Repair or Replacements	2	725	0.3%	0.8%	1.0%	0.8%
% of FP17s Relating to Continuations	19	725	2.6%	0.9%	1.0%	0.9%
% of Patients satisfied with the dentistry they have received	2	2	N/A	95.3%	93.8%	93.2%
% of Patients satisfied with the time they had to wait for an appointment	2	2	N/A	89.3%	89.4%	88.3%

* This is based on patients treated on this contract for their most recent course of treatment. Figures in italics indicate the base number of FP17s or Patient Questionnaire responses are less than 100. N/A is shown where the base number of responses is less than 10 during the period. % is calculated as Quantity/Base number*100

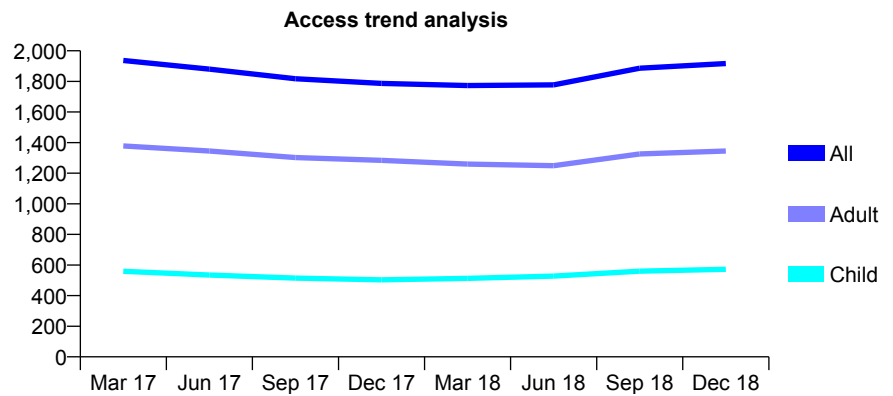
Q46 - Vital Signs At a Glance Contract Report for 565121/0001 - December 2018

Name or company name	MR C POTTS
Contract type name	GDS Contract
Purpose of contract	General
Contract start date	01/04/2006
Contract end date	

18/19 Contracted general activity (UDA)	8,118
Carry forward general activity (UDA)	754
18/19 Contracted orthodontic activity (UOA)	0
Carry forward orthodontic activity (UOA)	0
Baseline contract value	£272,281.94

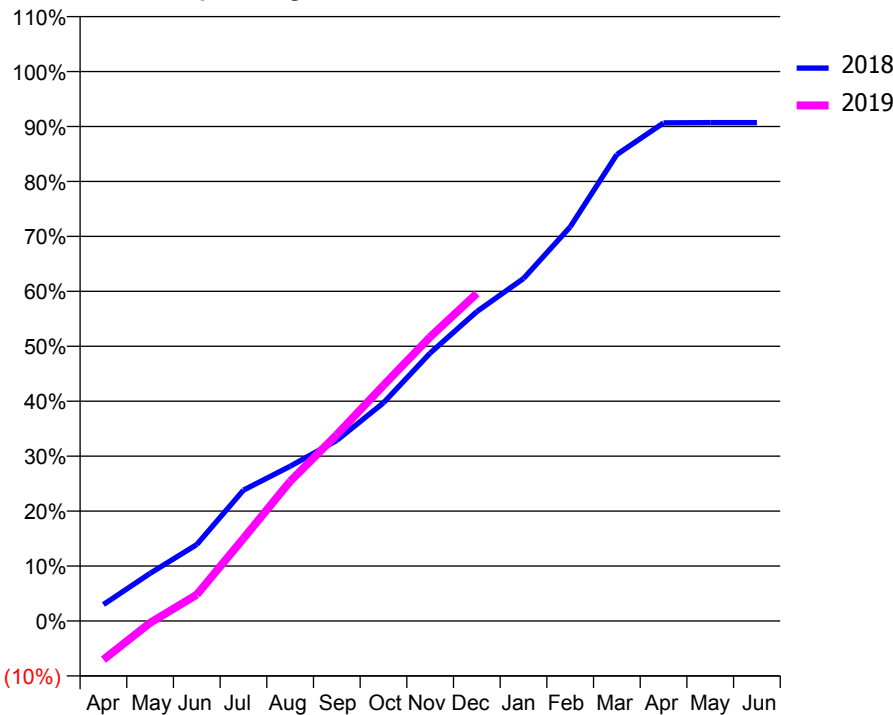
ACCESS*

Patients seen in 24 months	Total	Change since previous quarter
Quarter ending December 2017	1,787	
Quarter ending March 2018	1,773	→
Quarter ending June 2018	1,777	→
Quarter ending September 2018	1,886	↑
Quarter ending December 2018	1,917	→
Variance since December 2017	7.3%	↑



ACTIVITY

Cumulative percentage of contracted UDA delivered 2018 & 2019



Month	Adjusted Scheduled Activity (UDA)	
	2018	2019
April	243	-573
May	704	-29
June	1,131	389
July	1,933	1,220
August	2,285	2,063
September	2,669	2,754
October	3,224	3,481
November	3,959	4,198
December	4,572	4,839
January	5,060	
February	5,823	
March	6,893	
April	7,360	
May	7,364	
June	7,364	

QUALITY

	Quantity	Base Number	Contract	AT	Region	England
% of FP17s for the same patient ID Re-attending within 3 months - Children	125	893	14.0%	12.2%	12.3%	11.8%
% of FP17s for the same patient ID Re-attending within 3 months - Adults	223	1,874	11.9%	16.0%	15.8%	15.6%
% of FP17s for the same patient ID Re-attending between 3 & 9 months - Children	601	893	67.3%	58.0%	60.1%	58.8%
% of FP17s for the same patient ID Re-attending between 3 & 9 months - Adults	1,337	1,874	71.3%	51.3%	53.3%	51.0%
% of FP17s for Band 1 Urgent Courses	98	2,591	3.8%	10.1%	9.0%	9.0%
% of FP17s Relating to Free Repair or Replacements	13	2,591	0.5%	0.8%	1.0%	0.8%
% of FP17s Relating to Continuations	5	2,591	0.2%	0.9%	1.0%	0.9%
% of Patients satisfied with the dentistry they have received	2	2	N/A	95.3%	93.8%	93.2%
% of Patients satisfied with the time they had to wait for an appointment	2	2	N/A	89.3%	89.4%	88.3%

* This is based on patients treated on this contract for their most recent course of treatment. Figures in italics indicate the base number of FP17s or Patient Questionnaire responses are less than 100. N/A is shown where the base number of responses is less than 10 during the period. % is calculated as Quantity/Base number*100

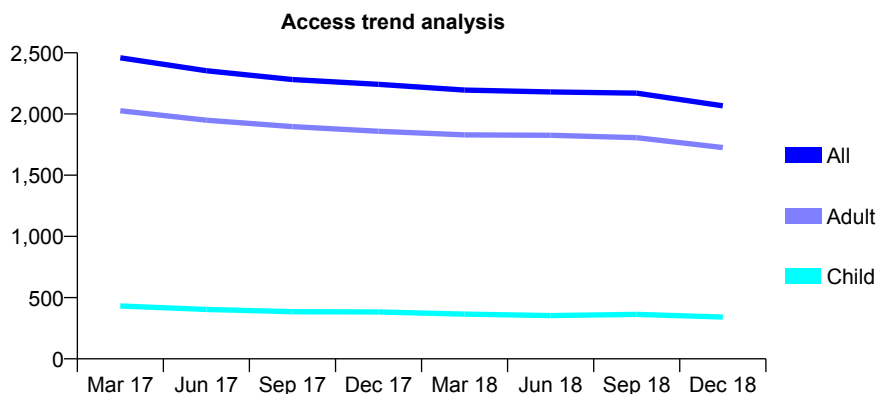
Q46 - Vital Signs At a Glance Contract Report for 566896/0001 - December 2018

Name or company name	Heyside Dental Practice Partnership
Contract type name	GDS Contract
Purpose of contract	General
Contract start date	01/04/2006
Contract end date	

18/19 Contracted general activity (UDA)	7,830
Carry forward general activity (UDA)	-26
18/19 Contracted orthodontic activity (UOA)	0
Carry forward orthodontic activity (UOA)	0
Baseline contract value	£215,891.83

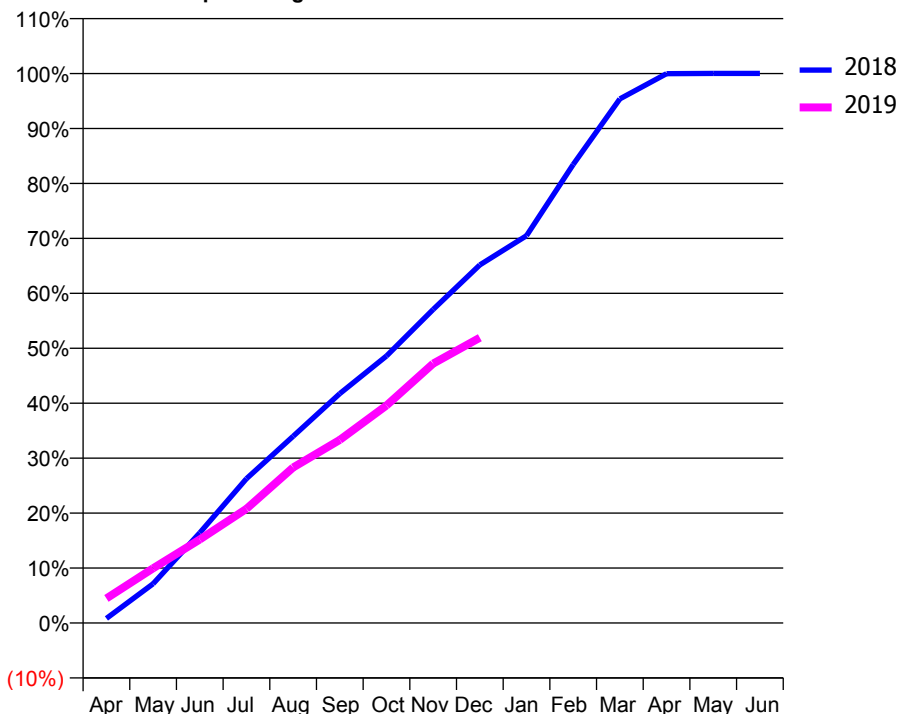
ACCESS*

Patients seen in 24 months	Total	Change since previous quarter
Quarter ending December 2017	2,242	
Quarter ending March 2018	2,195	↓
Quarter ending June 2018	2,180	→
Quarter ending September 2018	2,170	→
Quarter ending December 2018	2,067	↓
Variance since December 2017	(7.8%)	↓



ACTIVITY

Cumulative percentage of contracted UDA delivered 2018 & 2019



Month	Adjusted Scheduled Activity (UDA)	
	2018	2019
April	66	351
May	560	780
June	1,286	1,190
July	2,057	1,628
August	2,661	2,217
September	3,270	2,610
October	3,806	3,100
November	4,469	3,697
December	5,102	4,064
January	5,519	
February	6,533	
March	7,469	
April	7,828	
May	7,831	
June	7,831	

QUALITY

	Quantity	Base Number	Contract	AT	Region	England
% of FP17s for the same patient ID Re-attending within 3 months - Children	19	386	4.9%	12.2%	12.3%	11.8%
% of FP17s for the same patient ID Re-attending within 3 months - Adults	112	1,721	6.5%	16.0%	15.8%	15.6%
% of FP17s for the same patient ID Re-attending between 3 & 9 months - Children	278	386	72.0%	58.0%	60.1%	58.8%
% of FP17s for the same patient ID Re-attending between 3 & 9 months - Adults	1,159	1,721	67.3%	51.3%	53.3%	51.0%
% of FP17s for Band 1 Urgent Courses	47	1,979	2.4%	10.1%	9.0%	9.0%
% of FP17s Relating to Free Repair or Replacements	7	1,979	0.4%	0.8%	1.0%	0.8%
% of FP17s Relating to Continuations	6	1,979	0.3%	0.9%	1.0%	0.9%
% of Patients satisfied with the dentistry they have received	1	1	N/A	95.3%	93.8%	93.2%
% of Patients satisfied with the time they had to wait for an appointment	1	1	N/A	89.3%	89.4%	88.3%

* This is based on patients treated on this contract for their most recent course of treatment. Figures in italics indicate the base number of FP17s or Patient Questionnaire responses are less than 100. N/A is shown where the base number of responses is less than 10 during the period. % is calculated as Quantity/Base number*100

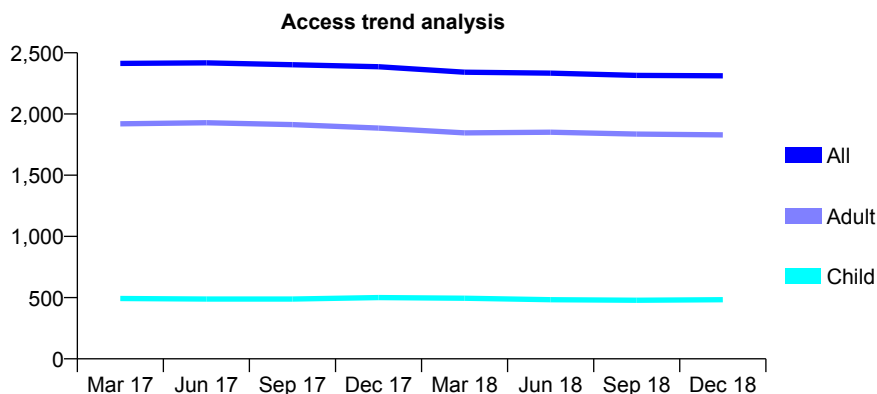
Q46 - Vital Signs At a Glance Contract Report for 567450/0002 - December 2018

Name or company name	Brooklands Dental Surgery
Contract type name	GDS Contract
Purpose of contract	General
Contract start date	01/04/2006
Contract end date	

18/19 Contracted general activity (UDA)	6,150
Carry forward general activity (UDA)	101
18/19 Contracted orthodontic activity (UOA)	0
Carry forward orthodontic activity (UOA)	0
Baseline contract value	£154,619.31

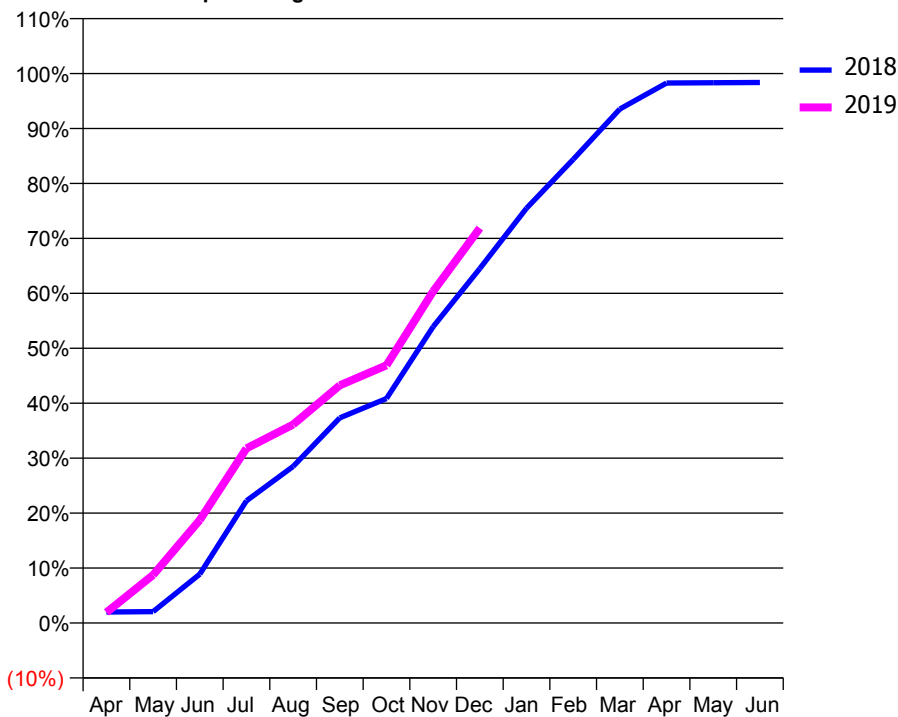
ACCESS*

Patients seen in 24 months	Total	Change since previous quarter
Quarter ending December 2017	2,386	
Quarter ending March 2018	2,341	↓
Quarter ending June 2018	2,334	→
Quarter ending September 2018	2,315	→
Quarter ending December 2018	2,312	→
Variance since December 2017	(3.1%)	↓



ACTIVITY

Cumulative percentage of contracted UDA delivered 2018 & 2019



Month	Adjusted Scheduled Activity (UDA)	
	2018	2019
April	123	118
May	127	538
June	547	1,154
July	1,367	1,954
August	1,753	2,222
September	2,296	2,660
October	2,513	2,885
November	3,317	3,713
December	3,967	4,420
January	4,642	
February	5,188	
March	5,753	
April	6,044	
May	6,046	
June	6,049	

QUALITY

	Quantity	Base Number	Contract	AT	Region	England
% of FP17s for the same patient ID Re-attending within 3 months - Children	31	516	6.0%	12.2%	12.3%	11.8%
% of FP17s for the same patient ID Re-attending within 3 months - Adults	320	2,035	15.7%	16.0%	15.8%	15.6%
% of FP17s for the same patient ID Re-attending between 3 & 9 months - Children	322	516	62.4%	58.0%	60.1%	58.8%
% of FP17s for the same patient ID Re-attending between 3 & 9 months - Adults	1,253	2,035	61.6%	51.3%	53.3%	51.0%
% of FP17s for Band 1 Urgent Courses	181	2,388	7.6%	10.1%	9.0%	9.0%
% of FP17s Relating to Free Repair or Replacements	23	2,388	1.0%	0.8%	1.0%	0.8%
% of FP17s Relating to Continuations	16	2,388	0.7%	0.9%	1.0%	0.9%
% of Patients satisfied with the dentistry they have received	0	0	N/A	95.3%	93.8%	93.2%
% of Patients satisfied with the time they had to wait for an appointment	0	0	N/A	89.3%	89.4%	88.3%

* This is based on patients treated on this contract for their most recent course of treatment. Figures in italics indicate the base number of FP17s or Patient Questionnaire responses are less than 100. N/A is shown where the base number of responses is less than 10 during the period. % is calculated as Quantity/Base number*100

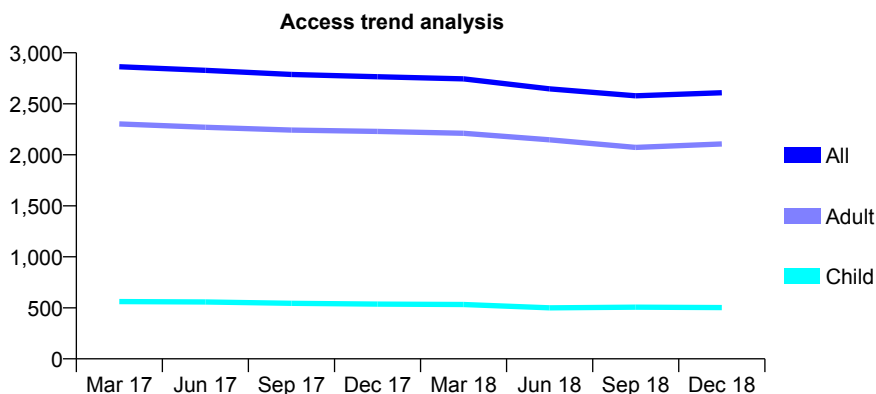
Q46 - Vital Signs At a Glance Contract Report for 568139/0001 - December 2018

Name or company name	Michael John Fern
Contract type name	GDS Contract
Purpose of contract	General
Contract start date	01/04/2006
Contract end date	

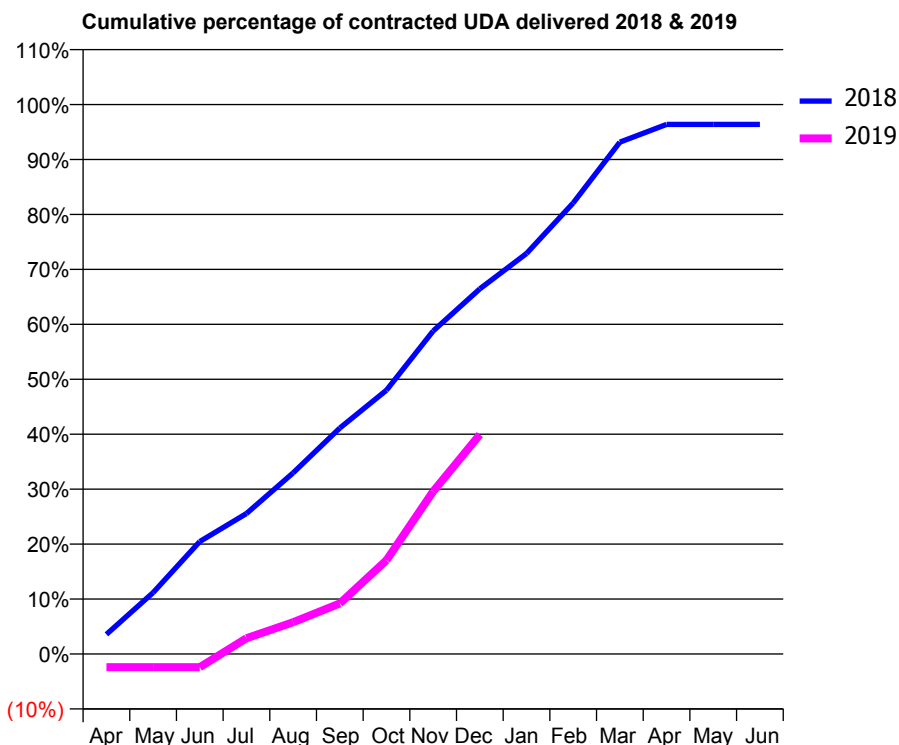
18/19 Contracted general activity (UDA)	10,585
Carry forward general activity (UDA)	256
18/19 Contracted orthodontic activity (UOA)	0
Carry forward orthodontic activity (UOA)	0
Baseline contract value	£246,877.71

ACCESS*

Patients seen in 24 months	Total	Change since previous quarter
Quarter ending December 2017	2,765	
Quarter ending March 2018	2,744	→
Quarter ending June 2018	2,647	↓
Quarter ending September 2018	2,579	↓
Quarter ending December 2018	2,609	→
Variance since December 2017	(5.6%)	↓



ACTIVITY



Adjusted Scheduled Activity (UDA)		
Month	2018	2019
April	252	-256
May	788	-256
June	1,444	-256
July	1,804	306
August	2,327	612
September	2,902	975
October	3,387	1,808
November	4,148	3,133
December	4,689	4,228
January	5,143	
February	5,792	
March	6,572	
April	6,800	
May	6,800	
June	6,800	

QUALITY

	Quantity	Base Number	Contract	AT	Region	England
% of FP17s for the same patient ID Re-attending within 3 months - Children	33	474	7.0%	12.2%	12.3%	11.8%
% of FP17s for the same patient ID Re-attending within 3 months - Adults	150	1,422	10.5%	16.0%	15.8%	15.6%
% of FP17s for the same patient ID Re-attending between 3 & 9 months - Children	230	474	48.5%	58.0%	60.1%	58.8%
% of FP17s for the same patient ID Re-attending between 3 & 9 months - Adults	706	1,422	49.6%	51.3%	53.3%	51.0%
% of FP17s for Band 1 Urgent Courses	99	1,747	5.7%	10.1%	9.0%	9.0%
% of FP17s Relating to Free Repair or Replacements	2	1,747	0.1%	0.8%	1.0%	0.8%
% of FP17s Relating to Continuations	1	1,747	0.1%	0.9%	1.0%	0.9%
% of Patients satisfied with the dentistry they have received	1	1	N/A	95.3%	93.8%	93.2%
% of Patients satisfied with the time they had to wait for an appointment	1	1	N/A	89.3%	89.4%	88.3%

* This is based on patients treated on this contract for their most recent course of treatment. Figures in italics indicate the base number of FP17s or Patient Questionnaire responses are less than 100. N/A is shown where the base number of responses is less than 10 during the period. % is calculated as Quantity/Base number*100

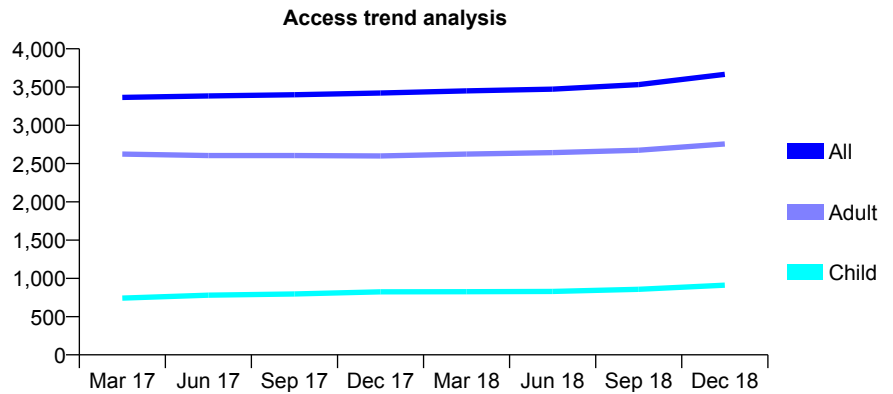
Q46 - Vital Signs At a Glance Contract Report for 571261/0001 - December 2018

Name or company name	Khan & Woodier
Contract type name	GDS Contract
Purpose of contract	General
Contract start date	01/04/2006
Contract end date	

18/19 Contracted general activity (UDA)	12,668
Carry forward general activity (UDA)	473
18/19 Contracted orthodontic activity (UOA)	0
Carry forward orthodontic activity (UOA)	0
Baseline contract value	£383,526.94

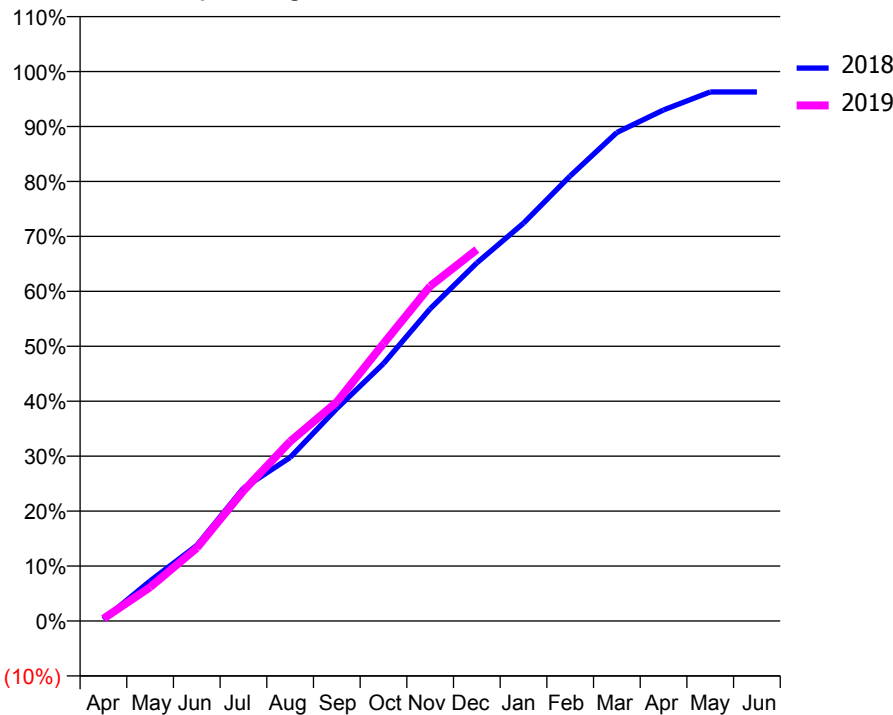
ACCESS*

Patients seen in 24 months	Total	Change since previous quarter
Quarter ending December 2017	3,423	
Quarter ending March 2018	3,450	→
Quarter ending June 2018	3,472	→
Quarter ending September 2018	3,532	→
Quarter ending December 2018	3,666	↑
Variance since December 2017	7.1%	↑



ACTIVITY

Cumulative percentage of contracted UDA delivered 2018 & 2019



Month	Adjusted Scheduled Activity (UDA)	
	2018	2019
April	37	55
May	923	779
June	1,741	1,682
July	3,063	3,001
August	3,771	4,138
September	4,897	5,048
October	5,936	6,395
November	7,198	7,721
December	8,256	8,564
January	9,170	
February	10,261	
March	11,262	
April	11,782	
May	12,195	
June	12,195	

QUALITY

	Quantity	Base Number	Contract	AT	Region	England
% of FP17s for the same patient ID Re-attending within 3 months - Children	95	788	12.1%	12.2%	12.3%	11.8%
% of FP17s for the same patient ID Re-attending within 3 months - Adults	465	2,723	17.1%	16.0%	15.8%	15.6%
% of FP17s for the same patient ID Re-attending between 3 & 9 months - Children	278	788	35.3%	58.0%	60.1%	58.8%
% of FP17s for the same patient ID Re-attending between 3 & 9 months - Adults	1,136	2,723	41.7%	51.3%	53.3%	51.0%
% of FP17s for Band 1 Urgent Courses	258	3,229	8.0%	10.1%	9.0%	9.0%
% of FP17s Relating to Free Repair or Replacements	124	3,229	3.8%	0.8%	1.0%	0.8%
% of FP17s Relating to Continuations	101	3,229	3.1%	0.9%	1.0%	0.9%
% of Patients satisfied with the dentistry they have received	1	2	N/A	95.3%	93.8%	93.2%
% of Patients satisfied with the time they had to wait for an appointment	1	2	N/A	89.3%	89.4%	88.3%

* This is based on patients treated on this contract for their most recent course of treatment. Figures in italics indicate the base number of FP17s or Patient Questionnaire responses are less than 100. N/A is shown where the base number of responses is less than 10 during the period. % is calculated as Quantity/Base number*100

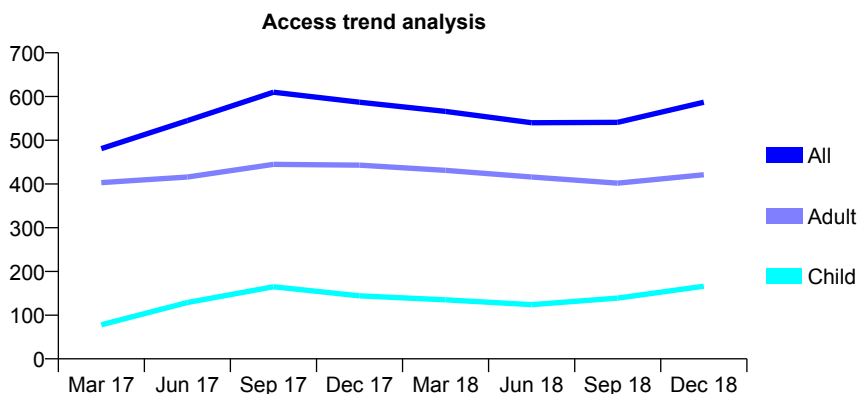
Q46 - Vital Signs At a Glance Contract Report for 571938/0001 - December 2018

Name or company name	MR DT BADROCK
Contract type name	GDS Contract
Purpose of contract	General
Contract start date	01/04/2006
Contract end date	

18/19 Contracted general activity (UDA)	2,062
Carry forward general activity (UDA)	74
18/19 Contracted orthodontic activity (UOA)	0
Carry forward orthodontic activity (UOA)	0
Baseline contract value	£52,428.19

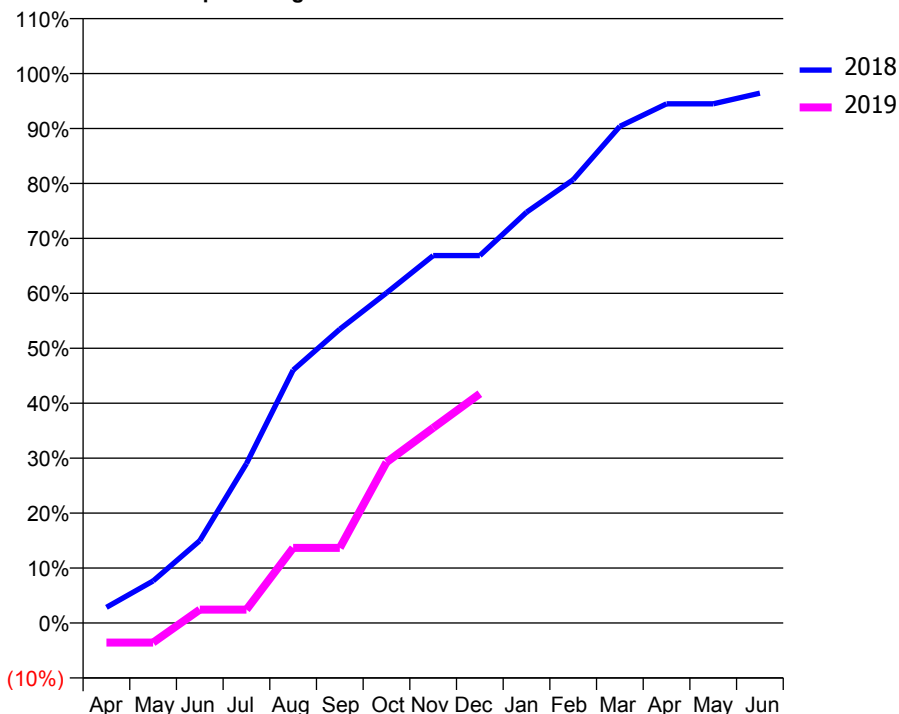
ACCESS*

Patients seen in 24 months	Total	Change since previous quarter
Quarter ending December 2017	587	
Quarter ending March 2018	566	↓
Quarter ending June 2018	540	↓
Quarter ending September 2018	541	→
Quarter ending December 2018	587	↑
Variance since December 2017	0.0%	→



ACTIVITY

Cumulative percentage of contracted UDA delivered 2018 & 2019



Adjusted Scheduled Activity (UDA)		
Month	2018	2019
April	59	-74
May	158	-74
June	309	50
July	598	50
August	949	282
September	1,103	282
October	1,239	603
November	1,379	732
December	1,379	860
January	1,541	
February	1,663	
March	1,864	
April	1,948	
May	1,948	
June	1,988	

QUALITY

	Quantity	Base Number	Contract	AT	Region	England
% of FP17s for the same patient ID Re-attending within 3 months - Children	8	140	5.7%	12.2%	12.3%	11.8%
% of FP17s for the same patient ID Re-attending within 3 months - Adults	31	255	12.2%	16.0%	15.8%	15.6%
% of FP17s for the same patient ID Re-attending between 3 & 9 months - Children	17	140	12.1%	58.0%	60.1%	58.8%
% of FP17s for the same patient ID Re-attending between 3 & 9 months - Adults	64	255	25.1%	51.3%	53.3%	51.0%
% of FP17s for Band 1 Urgent Courses	44	363	12.1%	10.1%	9.0%	9.0%
% of FP17s Relating to Free Repair or Replacements	4	363	1.1%	0.8%	1.0%	0.8%
% of FP17s Relating to Continuations	4	363	1.1%	0.9%	1.0%	0.9%
% of Patients satisfied with the dentistry they have received	0	0	N/A	95.3%	93.8%	93.2%
% of Patients satisfied with the time they had to wait for an appointment	0	0	N/A	89.3%	89.4%	88.3%

* This is based on patients treated on this contract for their most recent course of treatment. Figures in italics indicate the base number of FP17s or Patient Questionnaire responses are less than 100. N/A is shown where the base number of responses is less than 10 during the period. % is calculated as Quantity/Base number*100

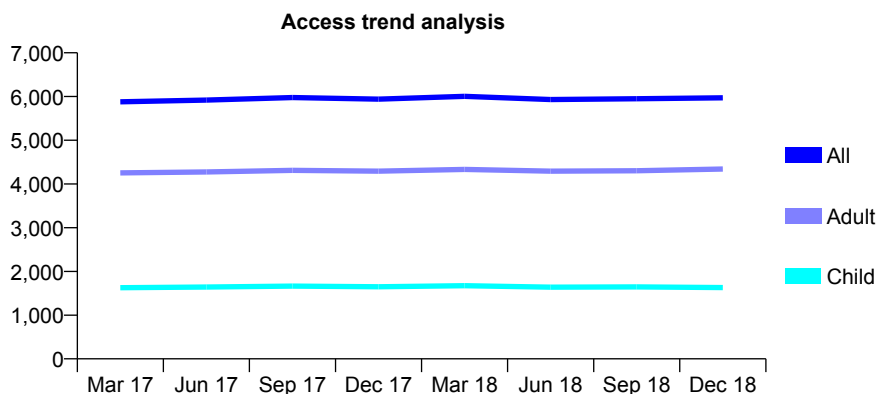
Q46 - Vital Signs At a Glance Contract Report for 572411/0001 - December 2018

Name or company name	MR DM VALLANCE
Contract type name	GDS Contract
Purpose of contract	General
Contract start date	01/04/2006
Contract end date	

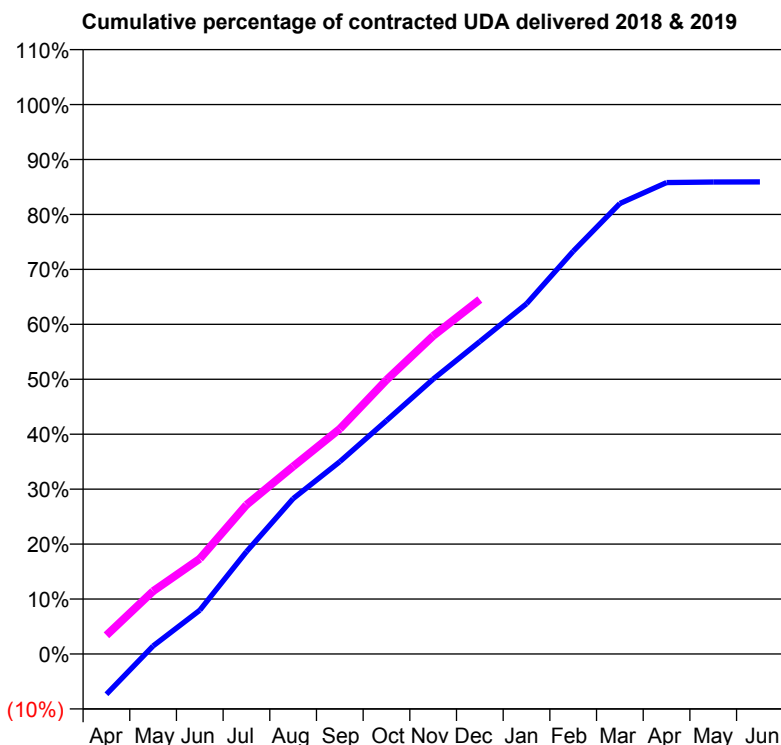
18/19 Contracted general activity (UDA)	20,324
Carry forward general activity (UDA)	0
18/19 Contracted orthodontic activity (UOA)	0
Carry forward orthodontic activity (UOA)	0
Baseline contract value	£569,511.62

ACCESS*

Patients seen in 24 months	Total	Change since previous quarter
Quarter ending December 2017	5,941	
Quarter ending March 2018	6,004	→
Quarter ending June 2018	5,930	↓
Quarter ending September 2018	5,949	→
Quarter ending December 2018	5,972	→
Variance since December 2017	0.5%	→



ACTIVITY



Month	Adjusted Scheduled Activity (UDA)	
	2018	2019
April	-1,492	693
May	297	2,326
June	1,622	3,522
July	3,784	5,514
August	5,748	6,935
September	7,116	8,327
October	8,634	10,137
November	10,169	11,765
December	11,559	13,110
January	12,955	
February	14,896	
March	16,663	
April	17,437	
May	17,457	
June	17,461	

QUALITY

	Quantity	Base Number	Contract	AT	Region	England
% of FP17s for the same patient ID Re-attending within 3 months - Children	133	2,022	6.6%	12.2%	12.3%	11.8%
% of FP17s for the same patient ID Re-attending within 3 months - Adults	523	4,605	11.4%	16.0%	15.8%	15.6%
% of FP17s for the same patient ID Re-attending between 3 & 9 months - Children	1,299	2,022	64.2%	58.0%	60.1%	58.8%
% of FP17s for the same patient ID Re-attending between 3 & 9 months - Adults	2,465	4,605	53.5%	51.3%	53.3%	51.0%
% of FP17s for Band 1 Urgent Courses	418	6,324	6.6%	10.1%	9.0%	9.0%
% of FP17s Relating to Free Repair or Replacements	54	6,324	0.9%	0.8%	1.0%	0.8%
% of FP17s Relating to Continuations	58	6,324	0.9%	0.9%	1.0%	0.9%
% of Patients satisfied with the dentistry they have received	2	2	N/A	95.3%	93.8%	93.2%
% of Patients satisfied with the time they had to wait for an appointment	1	2	N/A	89.3%	89.4%	88.3%

* This is based on patients treated on this contract for their most recent course of treatment. Figures in italics indicate the base number of FP17s or Patient Questionnaire responses are less than 100. N/A is shown where the base number of responses is less than 10 during the period. % is calculated as Quantity/Base number*100

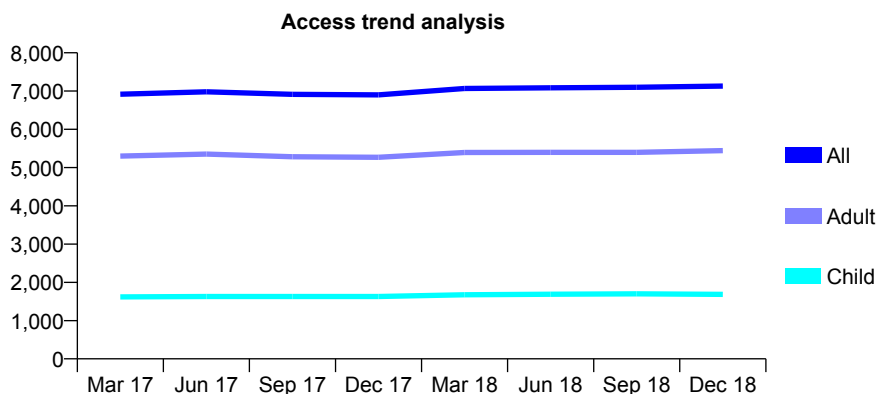
Q46 - Vital Signs At a Glance Contract Report for 572411/0002 - December 2018

Name or company name	MR DM VALLANCE
Contract type name	GDS Contract
Purpose of contract	General
Contract start date	01/04/2006
Contract end date	

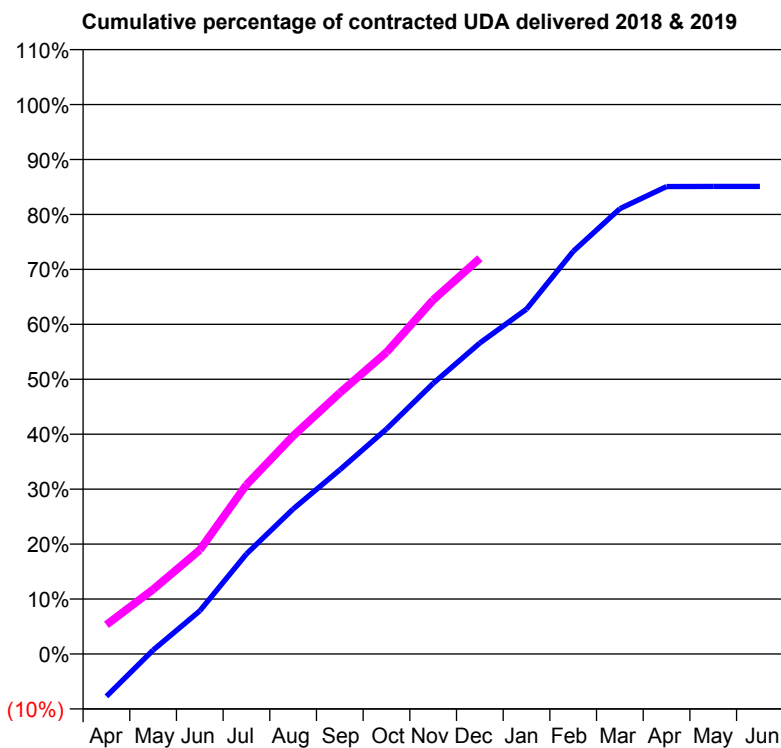
18/19 Contracted general activity (UDA)	20,269
Carry forward general activity (UDA)	0
18/19 Contracted orthodontic activity (UOA)	0
Carry forward orthodontic activity (UOA)	0
Baseline contract value	£565,886.10

ACCESS*

Patients seen in 24 months	Total	Change since previous quarter
Quarter ending December 2017	6,900	
Quarter ending March 2018	7,068	↑
Quarter ending June 2018	7,085	→
Quarter ending September 2018	7,099	→
Quarter ending December 2018	7,129	→
Variance since December 2017	3.3%	↑



ACTIVITY



Month	Adjusted Scheduled Activity (UDA)	
	2018	2019
April	-1,567	1,081
May	144	2,384
June	1,590	3,840
July	3,694	6,246
August	5,347	8,044
September	6,793	9,635
October	8,302	11,129
November	9,984	13,061
December	11,472	14,595
January	12,722	
February	14,853	
March	16,426	
April	17,242	
May	17,246	
June	17,248	

QUALITY

	Quantity	Base Number	Contract	AT	Region	England
% of FP17s for the same patient ID Re-attending within 3 months - Children	180	1,914	9.4%	12.2%	12.3%	11.8%
% of FP17s for the same patient ID Re-attending within 3 months - Adults	788	5,370	14.7%	16.0%	15.8%	15.6%
% of FP17s for the same patient ID Re-attending between 3 & 9 months - Children	1,158	1,914	60.5%	58.0%	60.1%	58.8%
% of FP17s for the same patient ID Re-attending between 3 & 9 months - Adults	2,485	5,370	46.3%	51.3%	53.3%	51.0%
% of FP17s for Band 1 Urgent Courses	741	6,903	10.7%	10.1%	9.0%	9.0%
% of FP17s Relating to Free Repair or Replacements	34	6,903	0.5%	0.8%	1.0%	0.8%
% of FP17s Relating to Continuations	108	6,903	1.6%	0.9%	1.0%	0.9%
% of Patients satisfied with the dentistry they have received	3	3	N/A	95.3%	93.8%	93.2%
% of Patients satisfied with the time they had to wait for an appointment	3	3	N/A	89.3%	89.4%	88.3%

* This is based on patients treated on this contract for their most recent course of treatment. Figures in italics indicate the base number of FP17s or Patient Questionnaire responses are less than 100. N/A is shown where the base number of responses is less than 10 during the period. % is calculated as Quantity/Base number*100

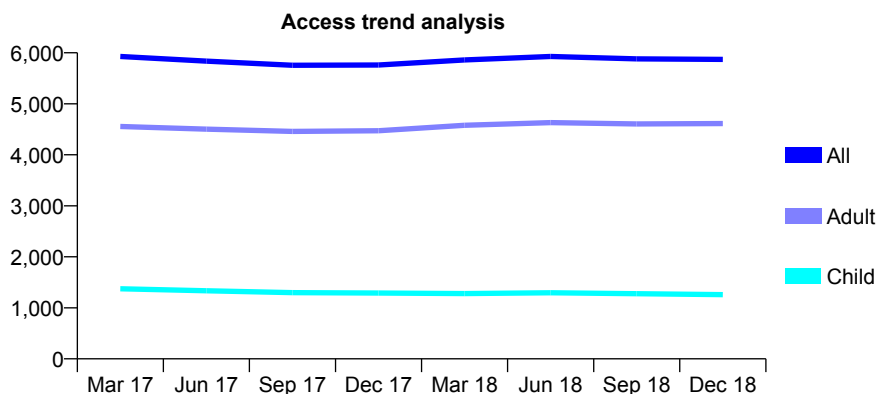
Q46 - Vital Signs At a Glance Contract Report for 572713/0001 - December 2018

Name or company name	Ward & Malik
Contract type name	GDS Contract
Purpose of contract	General
Contract start date	01/04/2006
Contract end date	

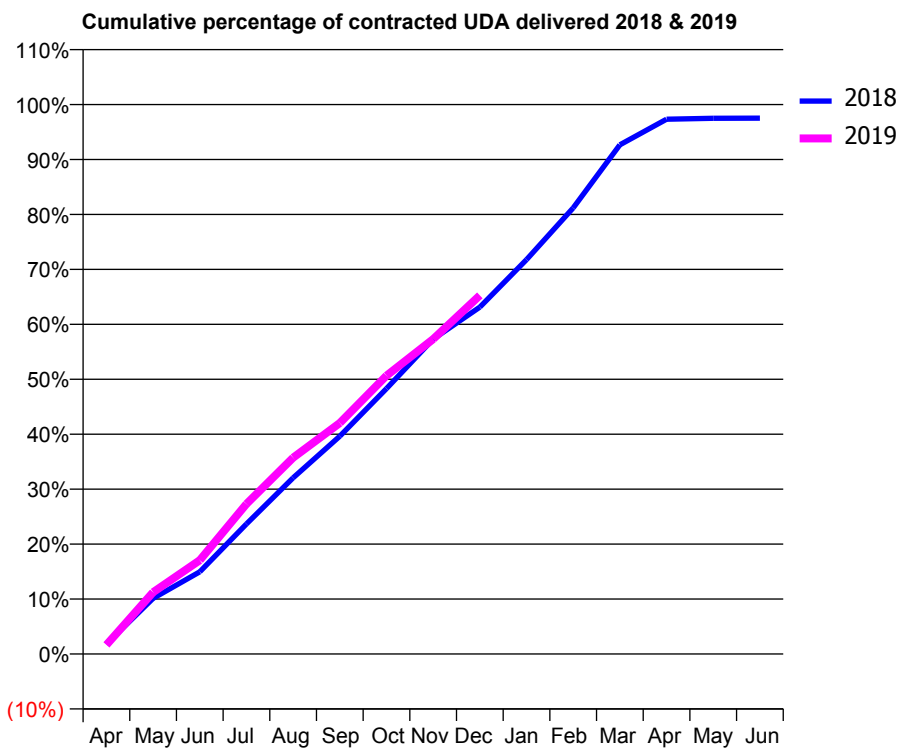
18/19 Contracted general activity (UDA)	17,573
Carry forward general activity (UDA)	344
18/19 Contracted orthodontic activity (UOA)	0
Carry forward orthodontic activity (UOA)	0
Baseline contract value	£589,829.84

ACCESS*

Patients seen in 24 months	Total	Change since previous quarter
Quarter ending December 2017	5,761	
Quarter ending March 2018	5,859	→
Quarter ending June 2018	5,927	→
Quarter ending September 2018	5,881	→
Quarter ending December 2018	5,870	→
Variance since December 2017	1.9%	→



ACTIVITY



Month	Adjusted Scheduled Activity (UDA)	
	2018	2019
April	316	291
May	1,781	1,975
June	2,631	3,000
July	4,159	4,799
August	5,636	6,277
September	6,964	7,386
October	8,490	8,901
November	10,072	10,070
December	11,095	11,468
January	12,612	
February	14,267	
March	16,282	
April	17,103	
May	17,131	
June	17,138	

QUALITY

	Quantity	Base Number	Contract	AT	Region	England
% of FP17s for the same patient ID Re-attending within 3 months - Children	109	1,329	8.2%	12.2%	12.3%	11.8%
% of FP17s for the same patient ID Re-attending within 3 months - Adults	811	5,389	15.0%	16.0%	15.8%	15.6%
% of FP17s for the same patient ID Re-attending between 3 & 9 months - Children	586	1,329	44.1%	58.0%	60.1%	58.8%
% of FP17s for the same patient ID Re-attending between 3 & 9 months - Adults	2,640	5,389	49.0%	51.3%	53.3%	51.0%
% of FP17s for Band 1 Urgent Courses	581	6,330	9.2%	10.1%	9.0%	9.0%
% of FP17s Relating to Free Repair or Replacements	51	6,330	0.8%	0.8%	1.0%	0.8%
% of FP17s Relating to Continuations	121	6,330	1.9%	0.9%	1.0%	0.9%
% of Patients satisfied with the dentistry they have received	6	6	N/A	95.3%	93.8%	93.2%
% of Patients satisfied with the time they had to wait for an appointment	6	6	N/A	89.3%	89.4%	88.3%

* This is based on patients treated on this contract for their most recent course of treatment. Figures in italics indicate the base number of FP17s or Patient Questionnaire responses are less than 100. N/A is shown where the base number of responses is less than 10 during the period. % is calculated as Quantity/Base number*100

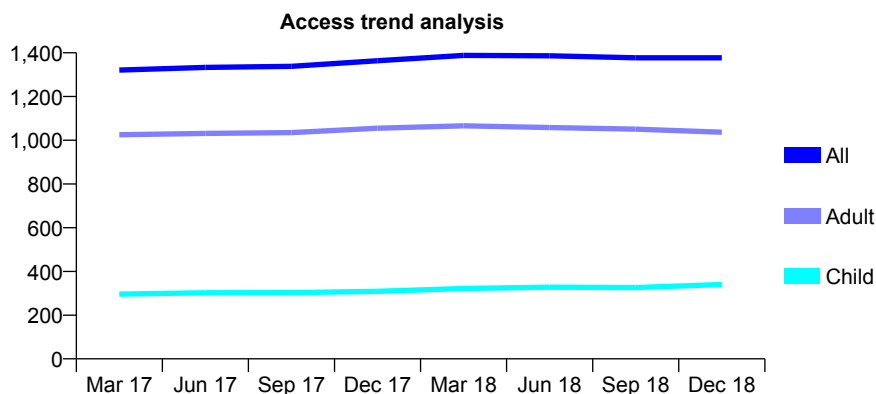
Q46 - Vital Signs At a Glance Contract Report for 576050/0001 - December 2018

Name or company name	MR AJ STOGGALL
Contract type name	GDS Contract
Purpose of contract	General
Contract start date	01/04/2006
Contract end date	

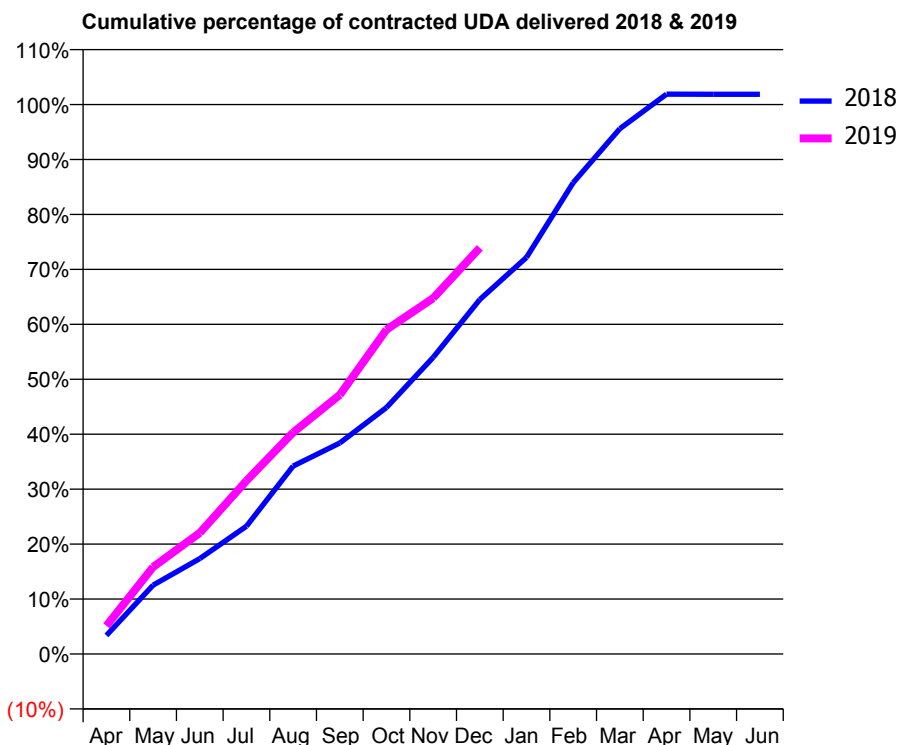
18/19 Contracted general activity (UDA)	4,712
Carry forward general activity (UDA)	0
18/19 Contracted orthodontic activity (UOA)	0
Carry forward orthodontic activity (UOA)	0
Baseline contract value	£183,730.35

ACCESS*

Patients seen in 24 months	Total	Change since previous quarter
Quarter ending December 2017	1,364	
Quarter ending March 2018	1,388	→
Quarter ending June 2018	1,386	→
Quarter ending September 2018	1,377	→
Quarter ending December 2018	1,377	→
Variance since December 2017	1.0%	→



ACTIVITY



Month	Adjusted Scheduled Activity (UDA)	
	2018	2019
April	159	242
May	590	746
June	818	1,039
July	1,096	1,486
August	1,612	1,900
September	1,809	2,222
October	2,114	2,781
November	2,544	3,051
December	3,040	3,483
January	3,401	
February	4,041	
March	4,504	
April	4,801	
May	4,800	
June	4,800	

QUALITY

	Quantity	Base Number	Contract	AT	Region	England
% of FP17s for the same patient ID Re-attending within 3 months - Children	22	460	4.8%	12.2%	12.3%	11.8%
% of FP17s for the same patient ID Re-attending within 3 months - Adults	206	1,347	15.3%	16.0%	15.8%	15.6%
% of FP17s for the same patient ID Re-attending between 3 & 9 months - Children	326	460	70.9%	58.0%	60.1%	58.8%
% of FP17s for the same patient ID Re-attending between 3 & 9 months - Adults	899	1,347	66.7%	51.3%	53.3%	51.0%
% of FP17s for Band 1 Urgent Courses	92	1,704	5.4%	10.1%	9.0%	9.0%
% of FP17s Relating to Free Repair or Replacements	24	1,704	1.4%	0.8%	1.0%	0.8%
% of FP17s Relating to Continuations	25	1,704	1.5%	0.9%	1.0%	0.9%
% of Patients satisfied with the dentistry they have received	0	0	N/A	95.3%	93.8%	93.2%
% of Patients satisfied with the time they had to wait for an appointment	0	0	N/A	89.3%	89.4%	88.3%

* This is based on patients treated on this contract for their most recent course of treatment. Figures in italics indicate the base number of FP17s or Patient Questionnaire responses are less than 100. N/A is shown where the base number of responses is less than 10 during the period. % is calculated as Quantity/Base number*100

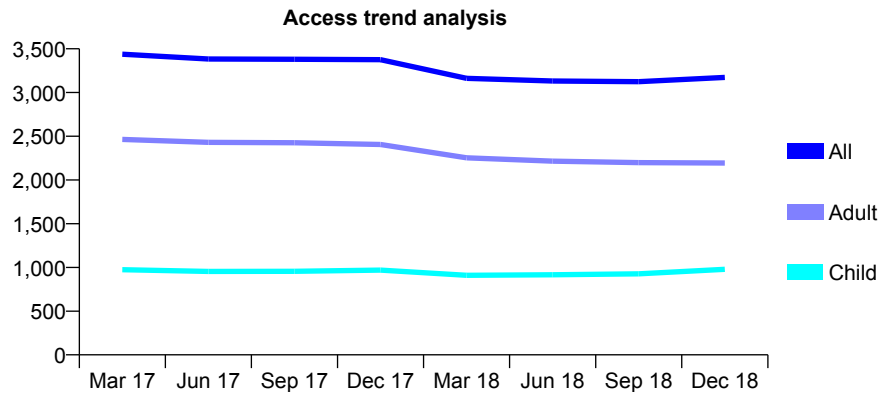
Q46 - Vital Signs At a Glance Contract Report for 610801/0001 - December 2018

Name or company name	Rauf Wellington Healthcare Ltd
Contract type name	GDS Contract
Purpose of contract	General
Contract start date	21/10/2010
Contract end date	

18/19 Contracted general activity (UDA)	10,334
Carry forward general activity (UDA)	-90
18/19 Contracted orthodontic activity (UOA)	0
Carry forward orthodontic activity (UOA)	0
Baseline contract value	£259,267.29

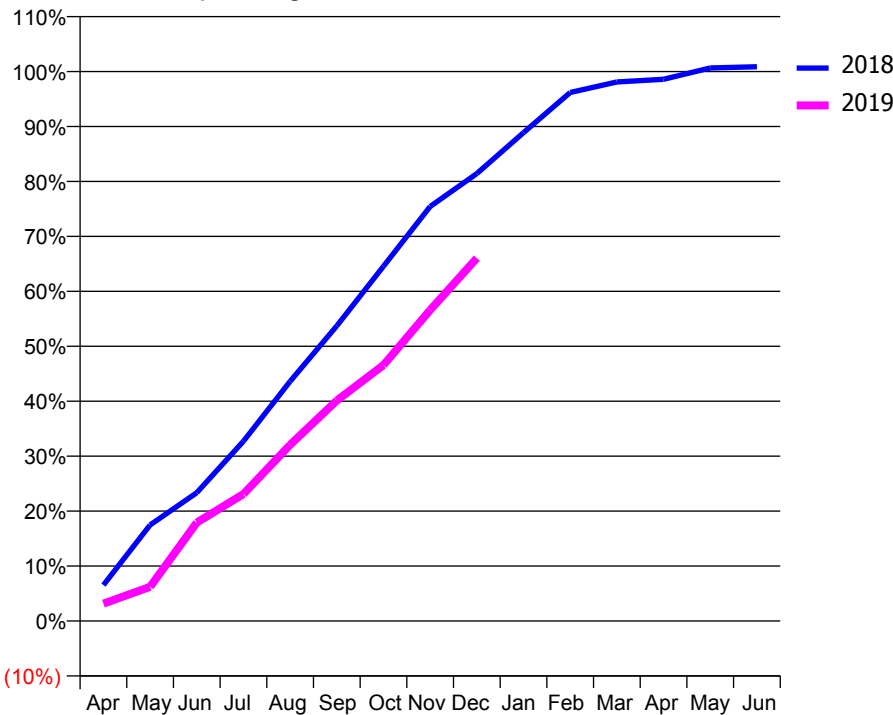
ACCESS*

Patients seen in 24 months	Total	Change since previous quarter
Quarter ending December 2017	3,375	
Quarter ending March 2018	3,162	↓
Quarter ending June 2018	3,131	→
Quarter ending September 2018	3,124	→
Quarter ending December 2018	3,173	→
Variance since December 2017	(6.0%)	↓



ACTIVITY

Cumulative percentage of contracted UDA delivered 2018 & 2019



Month	Adjusted Scheduled Activity (UDA)	
	2018	2019
April	676	326
May	1,806	643
June	2,413	1,853
July	3,382	2,390
August	4,508	3,314
September	5,552	4,146
October	6,672	4,814
November	7,795	5,850
December	8,414	6,825
January	9,184	
February	9,938	
March	10,139	
April	10,189	
May	10,401	
June	10,424	

QUALITY

	Quantity	Base Number	Contract	AT	Region	England
% of FP17s for the same patient ID Re-attending within 3 months - Children	128	1,312	9.8%	12.2%	12.3%	11.8%
% of FP17s for the same patient ID Re-attending within 3 months - Adults	292	2,551	11.4%	16.0%	15.8%	15.6%
% of FP17s for the same patient ID Re-attending between 3 & 9 months - Children	775	1,312	59.1%	58.0%	60.1%	58.8%
% of FP17s for the same patient ID Re-attending between 3 & 9 months - Adults	1,397	2,551	54.8%	51.3%	53.3%	51.0%
% of FP17s for Band 1 Urgent Courses	216	3,713	5.8%	10.1%	9.0%	9.0%
% of FP17s Relating to Free Repair or Replacements	20	3,713	0.5%	0.8%	1.0%	0.8%
% of FP17s Relating to Continuations	32	3,713	0.9%	0.9%	1.0%	0.9%
% of Patients satisfied with the dentistry they have received	2	2	N/A	95.3%	93.8%	93.2%
% of Patients satisfied with the time they had to wait for an appointment	2	2	N/A	89.3%	89.4%	88.3%

* This is based on patients treated on this contract for their most recent course of treatment. Figures in italics indicate the base number of FP17s or Patient Questionnaire responses are less than 100. N/A is shown where the base number of responses is less than 10 during the period. % is calculated as Quantity/Base number*100

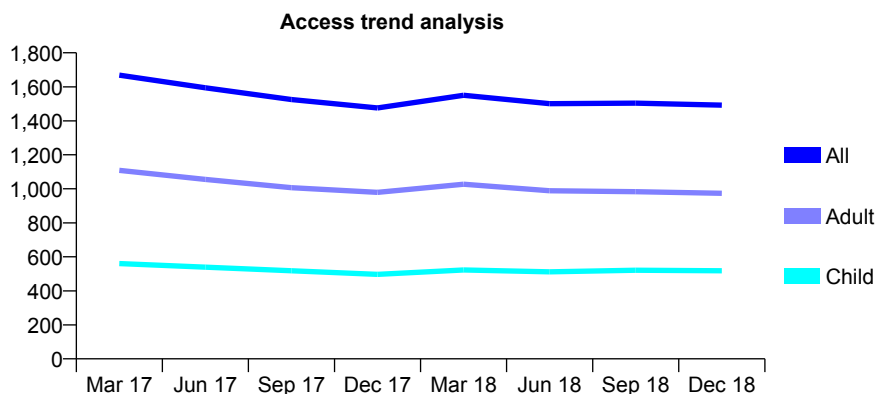
Q46 - Vital Signs At a Glance Contract Report for 613347/0001 - December 2018

Name or company name	MISS AT SARWAR
Contract type name	GDS Contract
Purpose of contract	General
Contract start date	30/06/2014
Contract end date	

18/19 Contracted general activity (UDA)	5,753
Carry forward general activity (UDA)	215
18/19 Contracted orthodontic activity (UOA)	0
Carry forward orthodontic activity (UOA)	0
Baseline contract value	£143,202.58

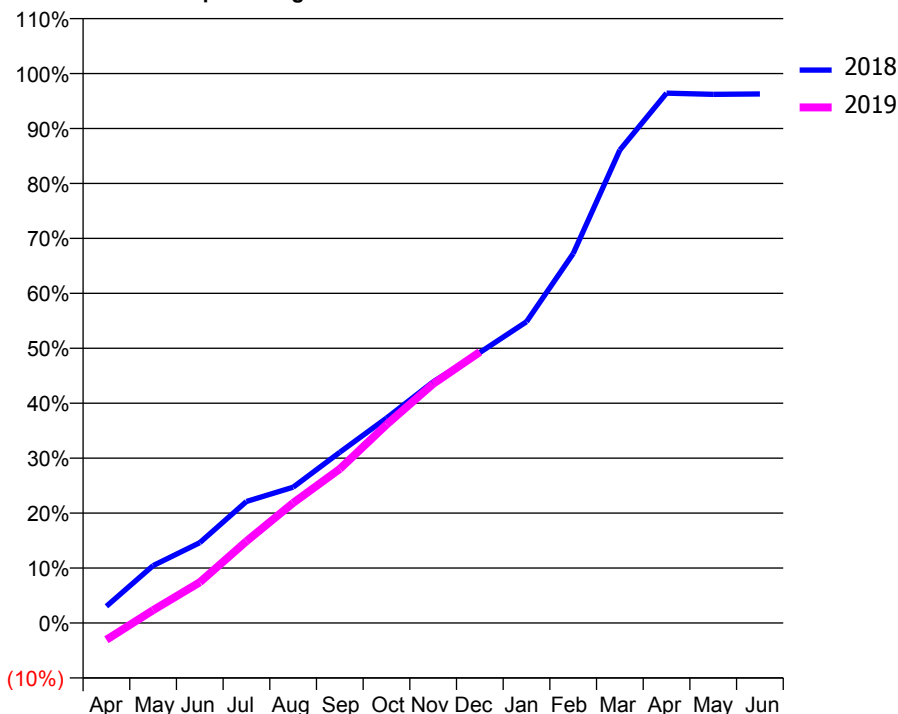
ACCESS*

Patients seen in 24 months	Total	Change since previous quarter
Quarter ending December 2017	1,476	
Quarter ending March 2018	1,550	↑
Quarter ending June 2018	1,501	↓
Quarter ending September 2018	1,504	→
Quarter ending December 2018	1,492	→
Variance since December 2017	1.1%	→



ACTIVITY

Cumulative percentage of contracted UDA delivered 2018 & 2019



Month	Adjusted Scheduled Activity (UDA)	
	2018	2019
April	175	-177
May	601	135
June	842	427
July	1,273	856
August	1,422	1,257
September	1,787	1,613
October	2,145	2,076
November	2,525	2,503
December	2,833	2,838
January	3,154	
February	3,868	
March	4,953	
April	5,547	
May	5,535	
June	5,538	

QUALITY

	Quantity	Base Number	Contract	AT	Region	England
% of FP17s for the same patient ID Re-attending within 3 months - Children	53	578	9.2%	12.2%	12.3%	11.8%
% of FP17s for the same patient ID Re-attending within 3 months - Adults	237	1,145	20.7%	16.0%	15.8%	15.6%
% of FP17s for the same patient ID Re-attending between 3 & 9 months - Children	397	578	68.7%	58.0%	60.1%	58.8%
% of FP17s for the same patient ID Re-attending between 3 & 9 months - Adults	599	1,145	52.3%	51.3%	53.3%	51.0%
% of FP17s for Band 1 Urgent Courses	204	1,563	13.1%	10.1%	9.0%	9.0%
% of FP17s Relating to Free Repair or Replacements	25	1,563	1.6%	0.8%	1.0%	0.8%
% of FP17s Relating to Continuations	7	1,563	0.4%	0.9%	1.0%	0.9%
% of Patients satisfied with the dentistry they have received	1	1	N/A	95.3%	93.8%	93.2%
% of Patients satisfied with the time they had to wait for an appointment	1	1	N/A	89.3%	89.4%	88.3%

* This is based on patients treated on this contract for their most recent course of treatment. Figures in italics indicate the base number of FP17s or Patient Questionnaire responses are less than 100. N/A is shown where the base number of responses is less than 10 during the period. % is calculated as Quantity/Base number*100

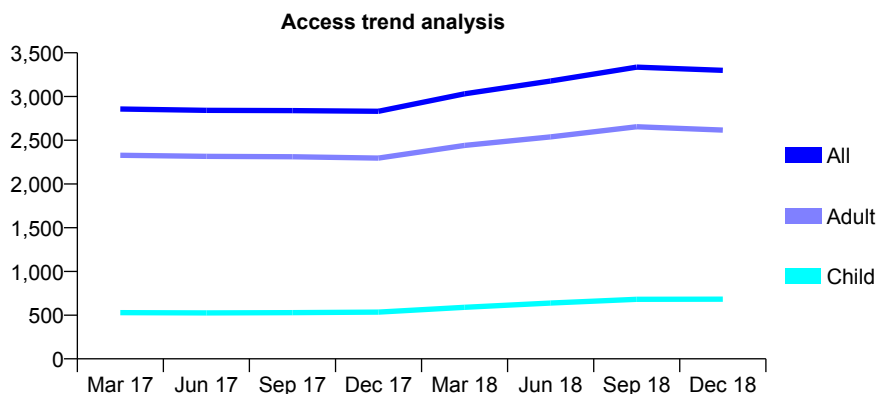
Q46 - Vital Signs At a Glance Contract Report for 620319/0001 - December 2018

Name or company name	Mr A Joubert
Contract type name	GDS Contract
Purpose of contract	General
Contract start date	01/04/2006
Contract end date	

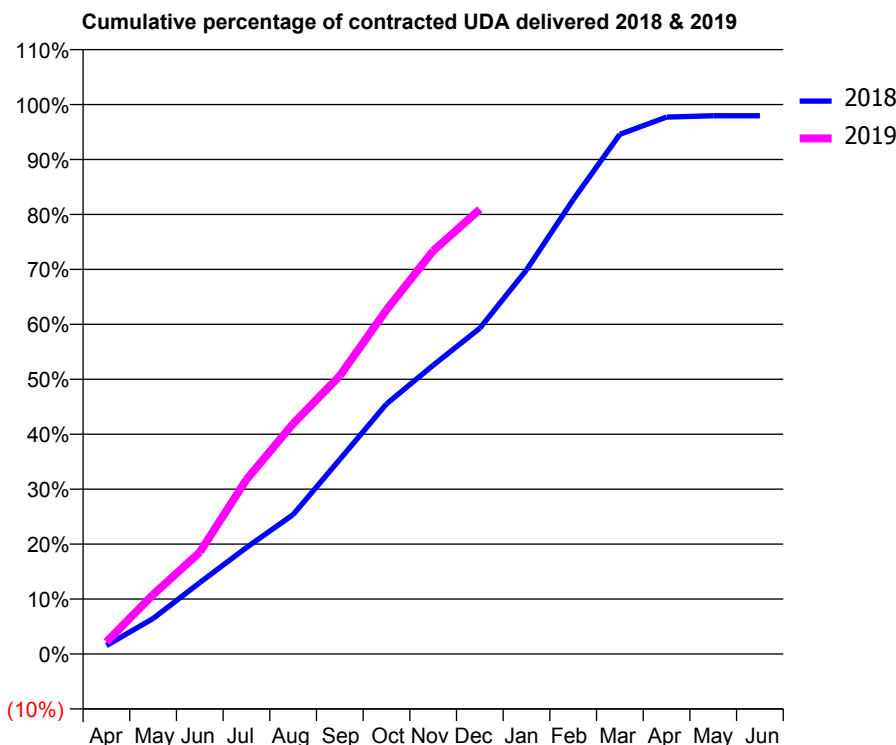
18/19 Contracted general activity (UDA)	10,354
Carry forward general activity (UDA)	213
18/19 Contracted orthodontic activity (UOA)	0
Carry forward orthodontic activity (UOA)	0
Baseline contract value	£211,589.74

ACCESS*

Patients seen in 24 months	Total	Change since previous quarter
Quarter ending December 2017	2,831	
Quarter ending March 2018	3,031	↑
Quarter ending June 2018	3,177	↑
Quarter ending September 2018	3,336	↑
Quarter ending December 2018	3,299	↓
Variance since December 2017	16.5%	↑



ACTIVITY



Month	Adjusted Scheduled Activity (UDA)	
	2018	2019
April	160	227
May	669	1,119
June	1,346	1,919
July	2,007	3,288
August	2,626	4,341
September	3,667	5,242
October	4,712	6,485
November	5,441	7,596
December	6,139	8,377
January	7,238	
February	8,562	
March	9,792	
April	10,117	
May	10,141	
June	10,141	

QUALITY

	Quantity	Base Number	Contract	AT	Region	England
% of FP17s for the same patient ID Re-attending within 3 months - Children	107	886	12.1%	12.2%	12.3%	11.8%
% of FP17s for the same patient ID Re-attending within 3 months - Adults	654	3,534	18.5%	16.0%	15.8%	15.6%
% of FP17s for the same patient ID Re-attending between 3 & 9 months - Children	531	886	59.9%	58.0%	60.1%	58.8%
% of FP17s for the same patient ID Re-attending between 3 & 9 months - Adults	2,081	3,534	58.9%	51.3%	53.3%	51.0%
% of FP17s for Band 1 Urgent Courses	303	4,257	7.1%	10.1%	9.0%	9.0%
% of FP17s Relating to Free Repair or Replacements	60	4,257	1.4%	0.8%	1.0%	0.8%
% of FP17s Relating to Continuations	71	4,257	1.7%	0.9%	1.0%	0.9%
% of Patients satisfied with the dentistry they have received	1	1	N/A	95.3%	93.8%	93.2%
% of Patients satisfied with the time they had to wait for an appointment	1	1	N/A	89.3%	89.4%	88.3%

* This is based on patients treated on this contract for their most recent course of treatment. Figures in italics indicate the base number of FP17s or Patient Questionnaire responses are less than 100. N/A is shown where the base number of responses is less than 10 during the period. % is calculated as Quantity/Base number*100

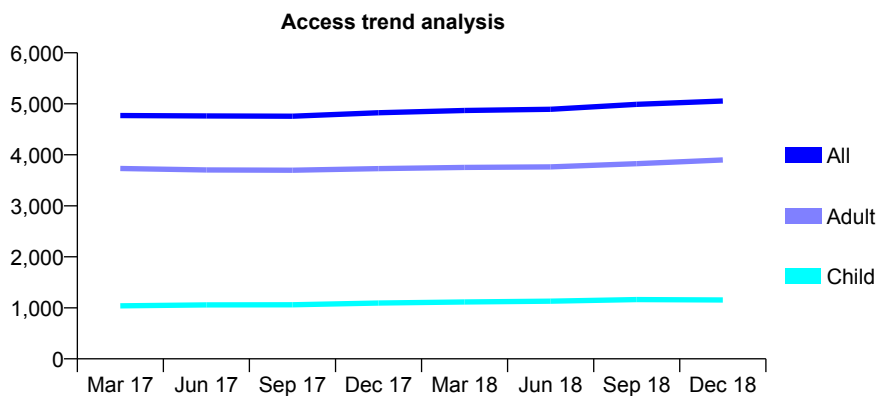
Q46 - Vital Signs At a Glance Contract Report for 620343/0001 - December 2018

Name or company name	MR SD WALMSLEY
Contract type name	GDS Contract
Purpose of contract	General
Contract start date	01/04/2006
Contract end date	

18/19 Contracted general activity (UDA)	13,145
Carry forward general activity (UDA)	0
18/19 Contracted orthodontic activity (UOA)	0
Carry forward orthodontic activity (UOA)	0
Baseline contract value	£375,564.13

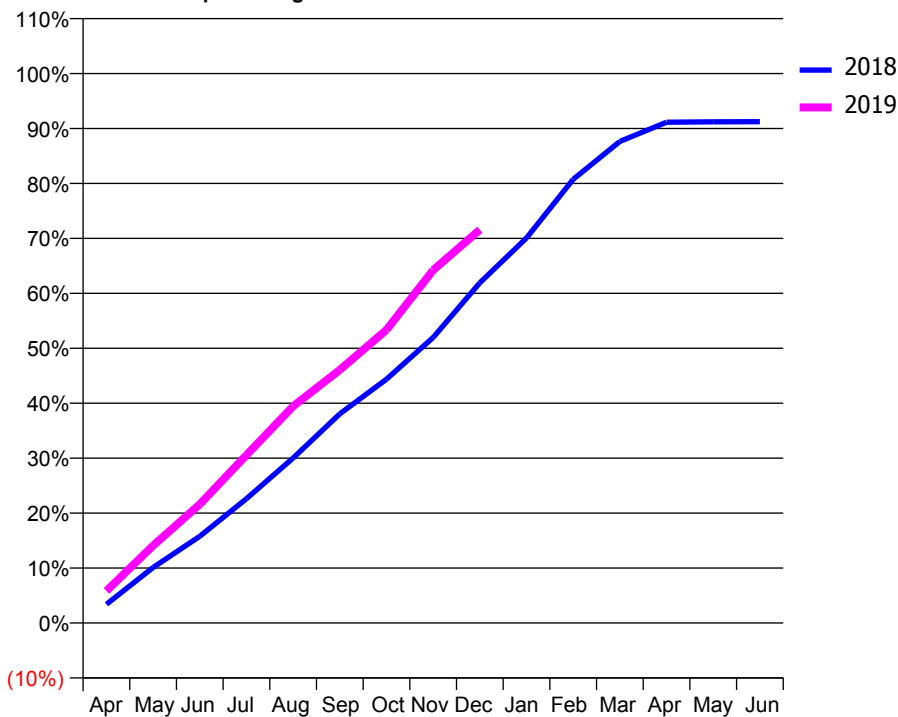
ACCESS*

Patients seen in 24 months	Total	Change since previous quarter
Quarter ending December 2017	4,824	
Quarter ending March 2018	4,870	→
Quarter ending June 2018	4,894	→
Quarter ending September 2018	4,989	→
Quarter ending December 2018	5,055	→
Variance since December 2017	4.8%	↑



ACTIVITY

Cumulative percentage of contracted UDA delivered 2018 & 2019



Month	Adjusted Scheduled Activity (UDA)	
	2018	2019
April	449	766
May	1,330	1,850
June	2,075	2,840
July	2,973	4,019
August	3,947	5,184
September	5,003	6,056
October	5,833	7,014
November	6,831	8,441
December	8,138	9,407
January	9,212	
February	10,614	
March	11,521	
April	11,979	
May	11,990	
June	11,992	

QUALITY

	Quantity	Base Number	Contract	AT	Region	England
% of FP17s for the same patient ID Re-attending within 3 months - Children	79	1,111	7.1%	12.2%	12.3%	11.8%
% of FP17s for the same patient ID Re-attending within 3 months - Adults	402	3,610	11.1%	16.0%	15.8%	15.6%
% of FP17s for the same patient ID Re-attending between 3 & 9 months - Children	588	1,111	52.9%	58.0%	60.1%	58.8%
% of FP17s for the same patient ID Re-attending between 3 & 9 months - Adults	1,595	3,610	44.2%	51.3%	53.3%	51.0%
% of FP17s for Band 1 Urgent Courses	228	4,476	5.1%	10.1%	9.0%	9.0%
% of FP17s Relating to Free Repair or Replacements	13	4,476	0.3%	0.8%	1.0%	0.8%
% of FP17s Relating to Continuations	63	4,476	1.4%	0.9%	1.0%	0.9%
% of Patients satisfied with the dentistry they have received	3	3	N/A	95.3%	93.8%	93.2%
% of Patients satisfied with the time they had to wait for an appointment	3	3	N/A	89.3%	89.4%	88.3%

* This is based on patients treated on this contract for their most recent course of treatment. Figures in italics indicate the base number of FP17s or Patient Questionnaire responses are less than 100. N/A is shown where the base number of responses is less than 10 during the period. % is calculated as Quantity/Base number*100

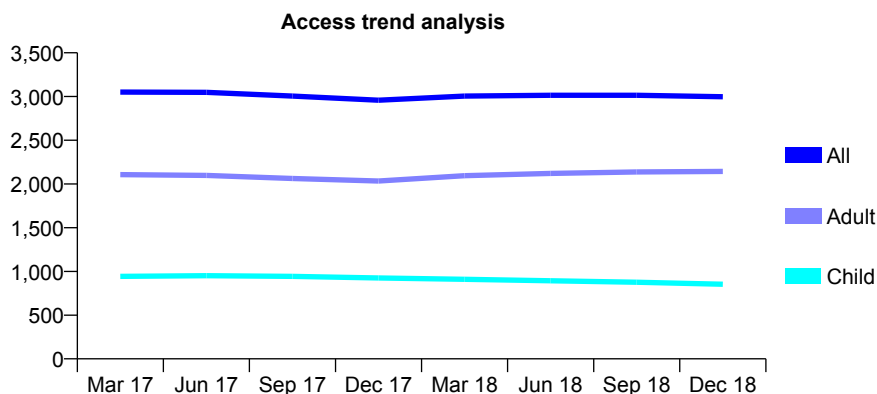
Q46 - Vital Signs At a Glance Contract Report for 628549/0002 - December 2018

Name or company name	Taylor and Gibb
Contract type name	GDS Contract
Purpose of contract	General
Contract start date	02/03/2012
Contract end date	

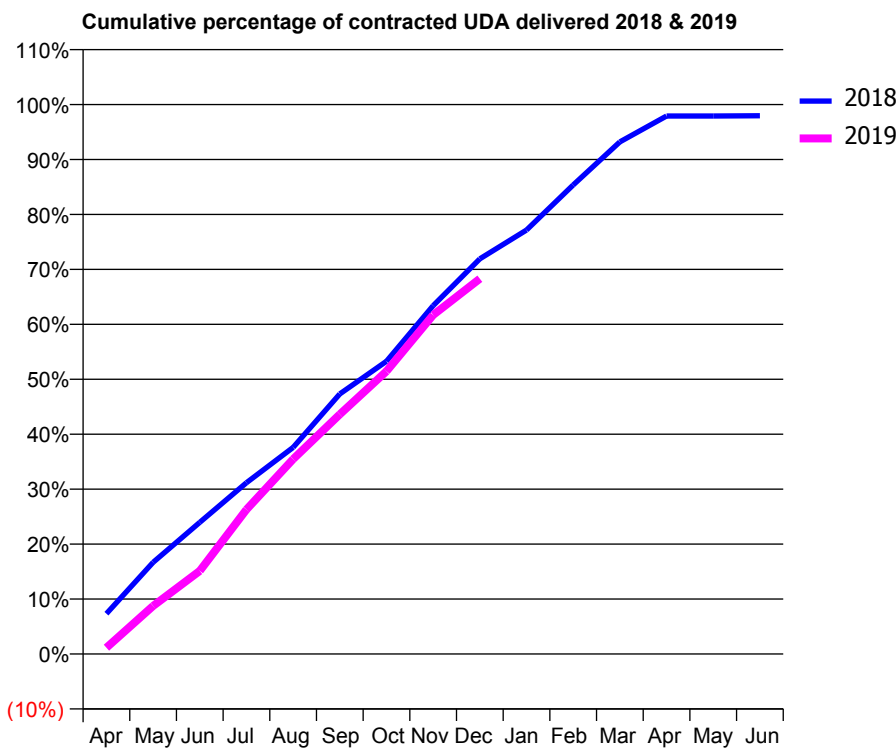
18/19 Contracted general activity (UDA)	8,698
Carry forward general activity (UDA)	178
18/19 Contracted orthodontic activity (UOA)	0
Carry forward orthodontic activity (UOA)	0
Baseline contract value	£221,097.60

ACCESS*

Patients seen in 24 months	Total	Change since previous quarter
Quarter ending December 2017	2,958	
Quarter ending March 2018	3,005	→
Quarter ending June 2018	3,014	→
Quarter ending September 2018	3,014	→
Quarter ending December 2018	2,998	→
Variance since December 2017	1.4%	→



ACTIVITY



Month	Adjusted Scheduled Activity (UDA)	
	2018	2019
April	639	100
May	1,451	760
June	2,084	1,316
July	2,711	2,287
August	3,270	3,086
September	4,117	3,795
October	4,633	4,475
November	5,513	5,367
December	6,255	5,941
January	6,711	
February	7,424	
March	8,107	
April	8,516	
May	8,516	
June	8,520	

QUALITY

	Quantity	Base Number	Contract	AT	Region	England
% of FP17s for the same patient ID Re-attending within 3 months - Children	76	855	8.9%	12.2%	12.3%	11.8%
% of FP17s for the same patient ID Re-attending within 3 months - Adults	283	1,961	14.4%	16.0%	15.8%	15.6%
% of FP17s for the same patient ID Re-attending between 3 & 9 months - Children	468	855	54.7%	58.0%	60.1%	58.8%
% of FP17s for the same patient ID Re-attending between 3 & 9 months - Adults	995	1,961	50.7%	51.3%	53.3%	51.0%
% of FP17s for Band 1 Urgent Courses	220	2,690	8.2%	10.1%	9.0%	9.0%
% of FP17s Relating to Free Repair or Replacements	43	2,690	1.6%	0.8%	1.0%	0.8%
% of FP17s Relating to Continuations	4	2,690	0.1%	0.9%	1.0%	0.9%
% of Patients satisfied with the dentistry they have received	0	0	N/A	95.3%	93.8%	93.2%
% of Patients satisfied with the time they had to wait for an appointment	0	0	N/A	89.3%	89.4%	88.3%

* This is based on patients treated on this contract for their most recent course of treatment. Figures in italics indicate the base number of FP17s or Patient Questionnaire responses are less than 100. N/A is shown where the base number of responses is less than 10 during the period. % is calculated as Quantity/Base number*100

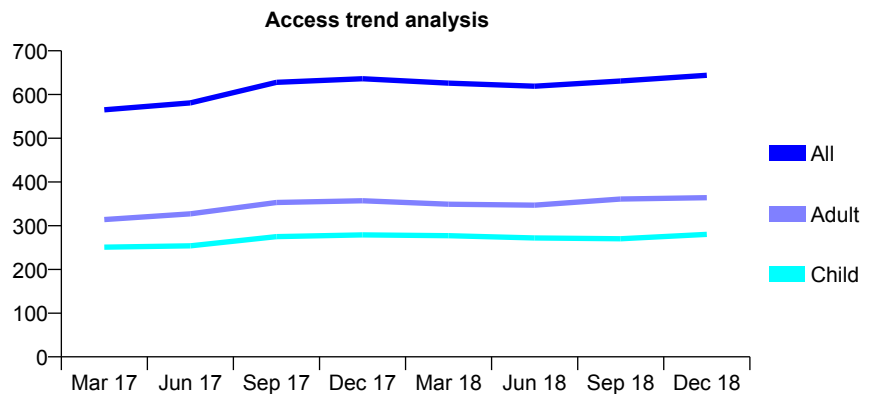
Q46 - Vital Signs At a Glance Contract Report for 632015/0001 - December 2018

Name or company name	Dr M Kapenda
Contract type name	GDS Contract
Purpose of contract	General
Contract start date	01/04/2006
Contract end date	

18/19 Contracted general activity (UDA)	1,880
Carry forward general activity (UDA)	0
18/19 Contracted orthodontic activity (UOA)	0
Carry forward orthodontic activity (UOA)	0
Baseline contract value	£53,707.33

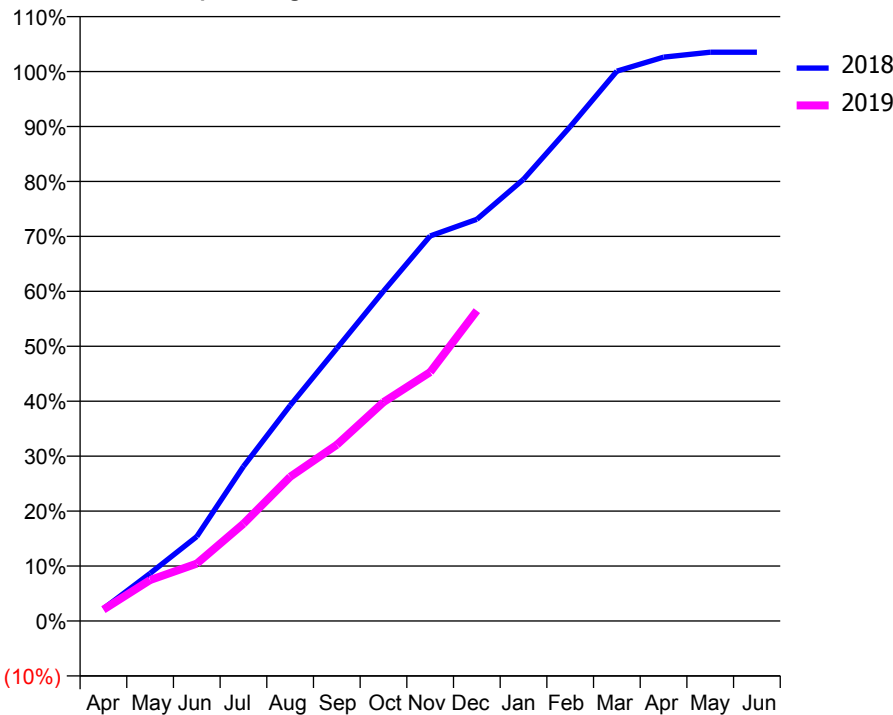
ACCESS*

Patients seen in 24 months	Total	Change since previous quarter
Quarter ending December 2017	636	
Quarter ending March 2018	626	↓
Quarter ending June 2018	619	↓
Quarter ending September 2018	631	→
Quarter ending December 2018	644	↑
Variance since December 2017	1.3%	→



ACTIVITY

Cumulative percentage of contracted UDA delivered 2018 & 2019



Month	Adjusted Scheduled Activity (UDA)	
	2018	2019
April	42	39
May	163	140
June	289	197
July	529	333
August	737	494
September	933	603
October	1,128	749
November	1,317	852
December	1,374	1,062
January	1,511	
February	1,692	
March	1,881	
April	1,929	
May	1,946	
June	1,946	

QUALITY

	Quantity	Base Number	Contract	AT	Region	England
% of FP17s for the same patient ID Re-attending within 3 months - Children	18	222	8.1%	12.2%	12.3%	11.8%
% of FP17s for the same patient ID Re-attending within 3 months - Adults	40	286	14.0%	16.0%	15.8%	15.6%
% of FP17s for the same patient ID Re-attending between 3 & 9 months - Children	95	222	42.8%	58.0%	60.1%	58.8%
% of FP17s for the same patient ID Re-attending between 3 & 9 months - Adults	135	286	47.2%	51.3%	53.3%	51.0%
% of FP17s for Band 1 Urgent Courses	20	479	4.2%	10.1%	9.0%	9.0%
% of FP17s Relating to Free Repair or Replacements	1	479	0.2%	0.8%	1.0%	0.8%
% of FP17s Relating to Continuations	1	479	0.2%	0.9%	1.0%	0.9%
% of Patients satisfied with the dentistry they have received	0	0	N/A	95.3%	93.8%	93.2%
% of Patients satisfied with the time they had to wait for an appointment	0	0	N/A	89.3%	89.4%	88.3%

* This is based on patients treated on this contract for their most recent course of treatment. Figures in italics indicate the base number of FP17s or Patient Questionnaire responses are less than 100. N/A is shown where the base number of responses is less than 10 during the period. % is calculated as Quantity/Base number*100

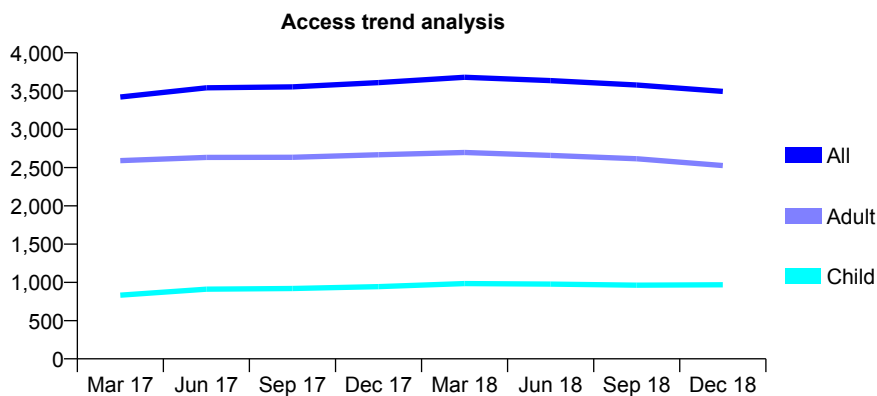
Q46 - Vital Signs At a Glance Contract Report for 632279/0001 - December 2018

Name or company name	Mr U Sharif
Contract type name	GDS Contract
Purpose of contract	General
Contract start date	01/04/2006
Contract end date	

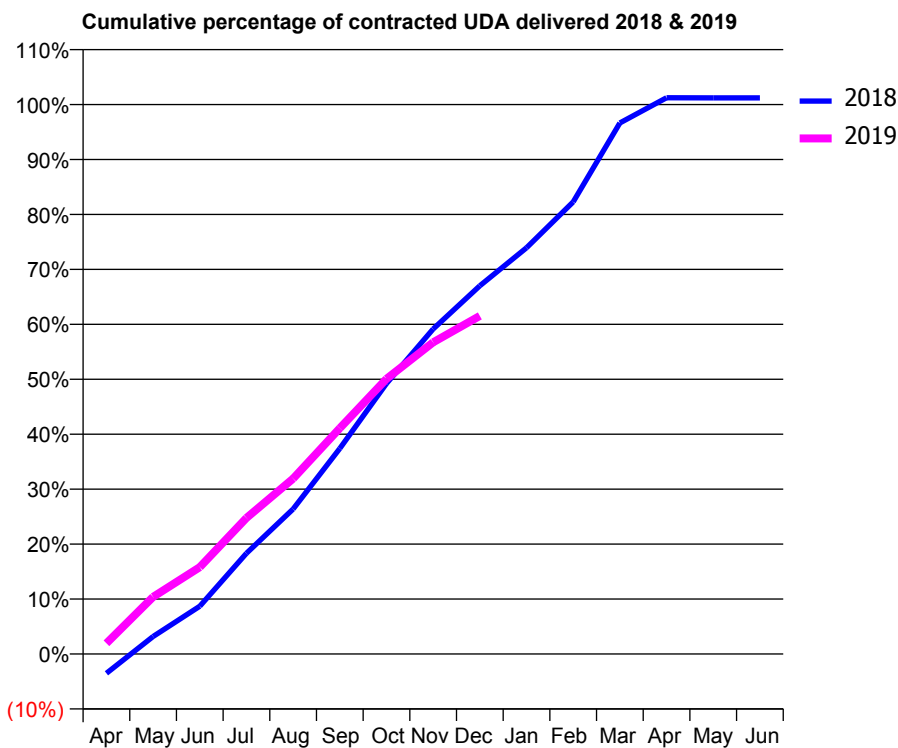
18/19 Contracted general activity (UDA)	12,087
Carry forward general activity (UDA)	-237
18/19 Contracted orthodontic activity (UOA)	0
Carry forward orthodontic activity (UOA)	0
Baseline contract value	£417,140.32

ACCESS*

Patients seen in 24 months	Total	Change since previous quarter
Quarter ending December 2017	3,611	
Quarter ending March 2018	3,681	→
Quarter ending June 2018	3,636	↓
Quarter ending September 2018	3,579	↓
Quarter ending December 2018	3,495	↓
Variance since December 2017	(3.2%)	↓



ACTIVITY



Month	Adjusted Scheduled Activity (UDA)	
	2018	2019
April	-426	237
May	385	1,256
June	1,052	1,910
July	2,216	2,994
August	3,189	3,858
September	4,520	4,968
October	5,949	6,053
November	7,149	6,856
December	8,101	7,436
January	8,937	
February	9,944	
March	11,683	
April	12,237	
May	12,233	
June	12,233	

QUALITY

	Quantity	Base Number	Contract	AT	Region	England
% of FP17s for the same patient ID Re-attending within 3 months - Children	125	1,035	12.1%	12.2%	12.3%	11.8%
% of FP17s for the same patient ID Re-attending within 3 months - Adults	373	2,235	16.7%	16.0%	15.8%	15.6%
% of FP17s for the same patient ID Re-attending between 3 & 9 months - Children	592	1,035	57.2%	58.0%	60.1%	58.8%
% of FP17s for the same patient ID Re-attending between 3 & 9 months - Adults	1,116	2,235	49.9%	51.3%	53.3%	51.0%
% of FP17s for Band 1 Urgent Courses	289	3,063	9.4%	10.1%	9.0%	9.0%
% of FP17s Relating to Free Repair or Replacements	64	3,063	2.1%	0.8%	1.0%	0.8%
% of FP17s Relating to Continuations	84	3,063	2.7%	0.9%	1.0%	0.9%
% of Patients satisfied with the dentistry they have received	2	2	N/A	95.3%	93.8%	93.2%
% of Patients satisfied with the time they had to wait for an appointment	1	2	N/A	89.3%	89.4%	88.3%

* This is based on patients treated on this contract for their most recent course of treatment. Figures in italics indicate the base number of FP17s or Patient Questionnaire responses are less than 100. N/A is shown where the base number of responses is less than 10 during the period. % is calculated as Quantity/Base number*100

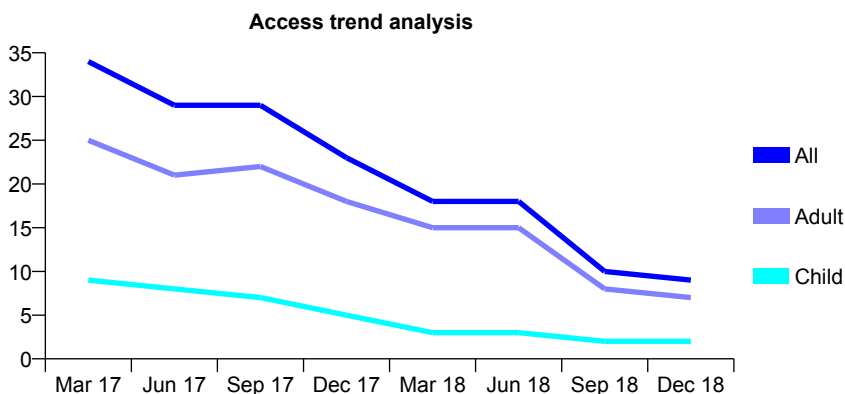
Q46 - Vital Signs At a Glance Contract Report for 632686/0001 - December 2018

Name or company name	MR M HAFFNER
Contract type name	GDS Contract
Purpose of contract	General
Contract start date	01/04/2006
Contract end date	

18/19 Contracted general activity (UDA)	100
Carry forward general activity (UDA)	0
18/19 Contracted orthodontic activity (UOA)	0
Carry forward orthodontic activity (UOA)	0
Baseline contract value	£1,963.00

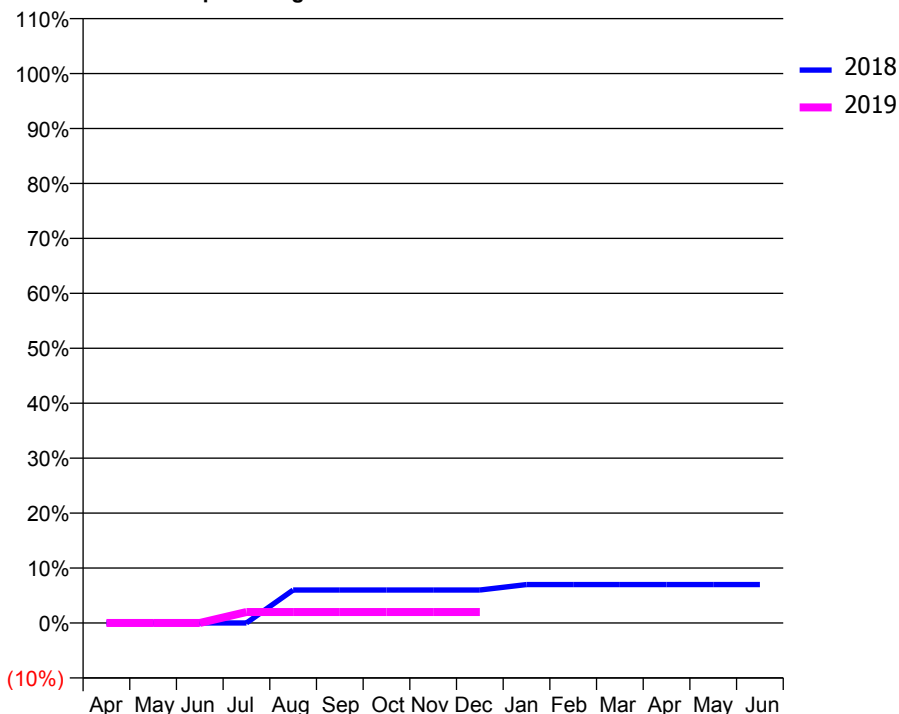
ACCESS*

Patients seen in 24 months	Total	Change since previous quarter
Quarter ending December 2017	23	
Quarter ending March 2018	18	↓
Quarter ending June 2018	18	→
Quarter ending September 2018	10	↓
Quarter ending December 2018	9	↓
Variance since December 2017	(60.9%)	↓



ACTIVITY

Cumulative percentage of contracted UDA delivered 2018 & 2019



Adjusted Scheduled Activity (UDA)

Month	2018	2019
April	0	0
May	0	0
June	0	0
July	0	2
August	6	2
September	6	2
October	6	2
November	6	2
December	6	2
January	7	
February	7	
March	7	
April	7	
May	7	
June	7	

QUALITY

	Quantity	Base Number	Contract	AT	Region	England
% of FP17s for the same patient ID Re-attending within 3 months - Children	0	1	0.0%	12.2%	12.3%	11.8%
% of FP17s for the same patient ID Re-attending within 3 months - Adults	0	2	0.0%	16.0%	15.8%	15.6%
% of FP17s for the same patient ID Re-attending between 3 & 9 months - Children	0	1	0.0%	58.0%	60.1%	58.8%
% of FP17s for the same patient ID Re-attending between 3 & 9 months - Adults	0	2	0.0%	51.3%	53.3%	51.0%
% of FP17s for Band 1 Urgent Courses	0	3	0.0%	10.1%	9.0%	9.0%
% of FP17s Relating to Free Repair or Replacements	0	3	0.0%	0.8%	1.0%	0.8%
% of FP17s Relating to Continuations	0	3	0.0%	0.9%	1.0%	0.9%
% of Patients satisfied with the dentistry they have received	0	0	N/A	95.3%	93.8%	93.2%
% of Patients satisfied with the time they had to wait for an appointment	0	0	N/A	89.3%	89.4%	88.3%

* This is based on patients treated on this contract for their most recent course of treatment. Figures in italics indicate the base number of FP17s or Patient Questionnaire responses are less than 100. N/A is shown where the base number of responses is less than 10 during the period. % is calculated as Quantity/Base number*100

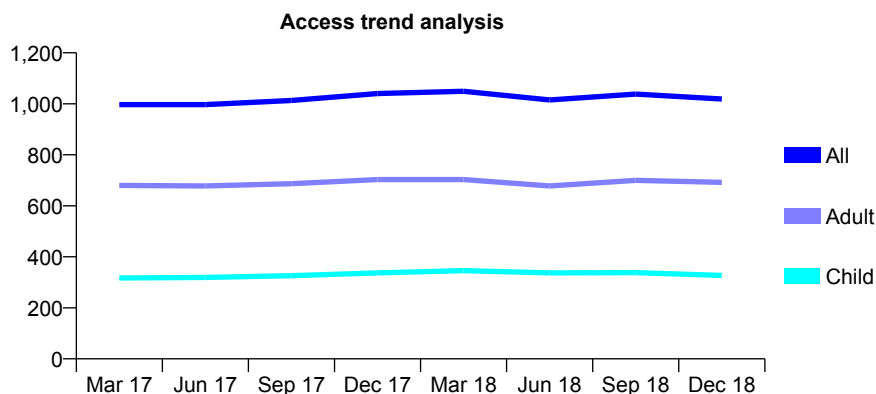
Q46 - Vital Signs At a Glance Contract Report for 635529/0001 - December 2018

Name or company name	MR DI LLEWELLYN
Contract type name	GDS Contract
Purpose of contract	General
Contract start date	01/04/2006
Contract end date	

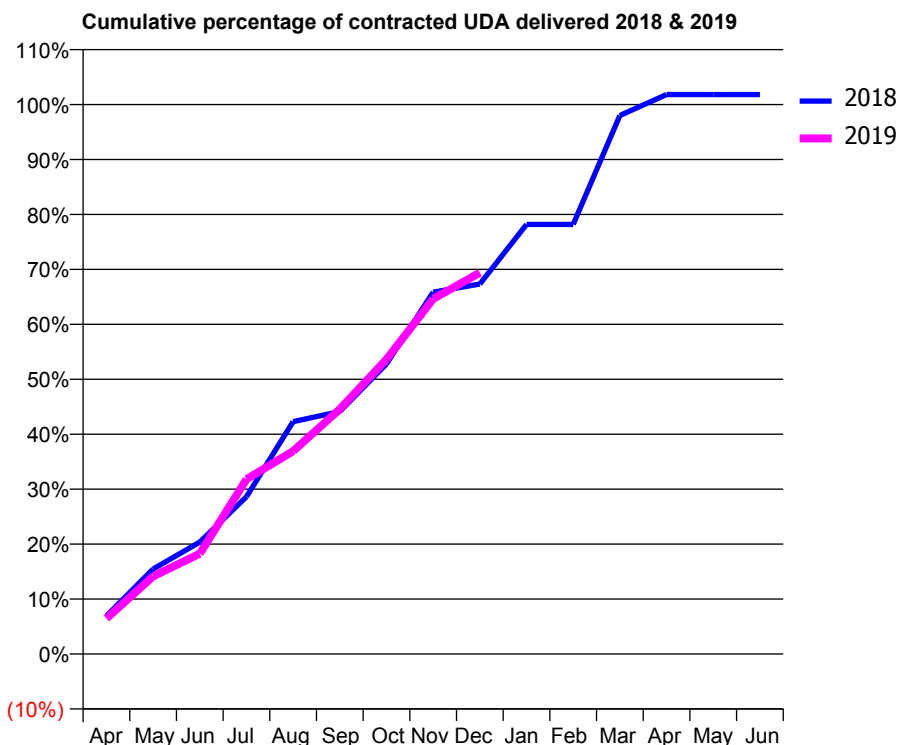
18/19 Contracted general activity (UDA)	3,000
Carry forward general activity (UDA)	-54
18/19 Contracted orthodontic activity (UOA)	0
Carry forward orthodontic activity (UOA)	0
Baseline contract value	£99,895.14

ACCESS*

Patients seen in 24 months	Total	Change since previous quarter
Quarter ending December 2017	1,040	
Quarter ending March 2018	1,049	→
Quarter ending June 2018	1,015	↓
Quarter ending September 2018	1,038	↑
Quarter ending December 2018	1,019	↓
Variance since December 2017	(2.0%)	↓



ACTIVITY



Month	Adjusted Scheduled Activity (UDA)	
	2018	2019
April	208	194
May	464	424
June	611	548
July	859	954
August	1,269	1,108
September	1,324	1,337
October	1,584	1,609
November	1,976	1,939
December	2,020	2,081
January	2,345	
February	2,345	
March	2,940	
April	3,054	
May	3,054	
June	3,054	

QUALITY

	Quantity	Base Number	Contract	AT	Region	England
% of FP17s for the same patient ID Re-attending within 3 months - Children	30	351	8.5%	12.2%	12.3%	11.8%
% of FP17s for the same patient ID Re-attending within 3 months - Adults	84	564	14.9%	16.0%	15.8%	15.6%
% of FP17s for the same patient ID Re-attending between 3 & 9 months - Children	182	351	51.9%	58.0%	60.1%	58.8%
% of FP17s for the same patient ID Re-attending between 3 & 9 months - Adults	194	564	34.4%	51.3%	53.3%	51.0%
% of FP17s for Band 1 Urgent Courses	27	878	3.1%	10.1%	9.0%	9.0%
% of FP17s Relating to Free Repair or Replacements	0	878	0.0%	0.8%	1.0%	0.8%
% of FP17s Relating to Continuations	7	878	0.8%	0.9%	1.0%	0.9%
% of Patients satisfied with the dentistry they have received	0	0	N/A	95.3%	93.8%	93.2%
% of Patients satisfied with the time they had to wait for an appointment	0	0	N/A	89.3%	89.4%	88.3%

* This is based on patients treated on this contract for their most recent course of treatment. Figures in italics indicate the base number of FP17s or Patient Questionnaire responses are less than 100. N/A is shown where the base number of responses is less than 10 during the period. % is calculated as Quantity/Base number*100

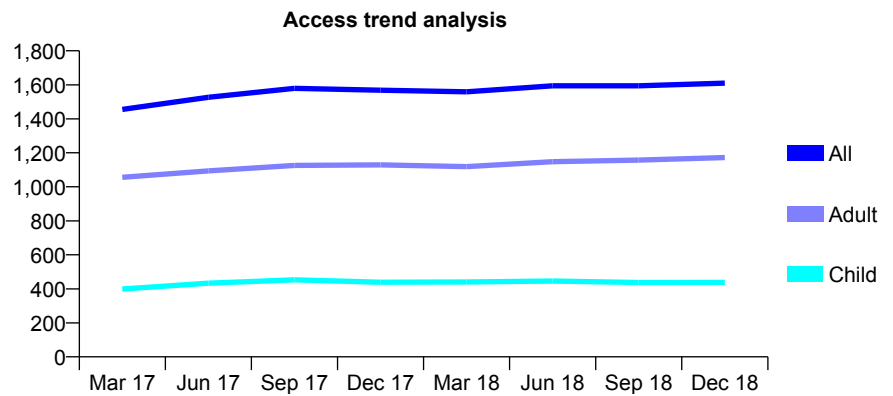
Q46 - Vital Signs At a Glance Contract Report for 638927/0001 - December 2018

Name or company name	MR IA MIRZA
Contract type name	GDS Contract
Purpose of contract	General
Contract start date	01/04/2006
Contract end date	

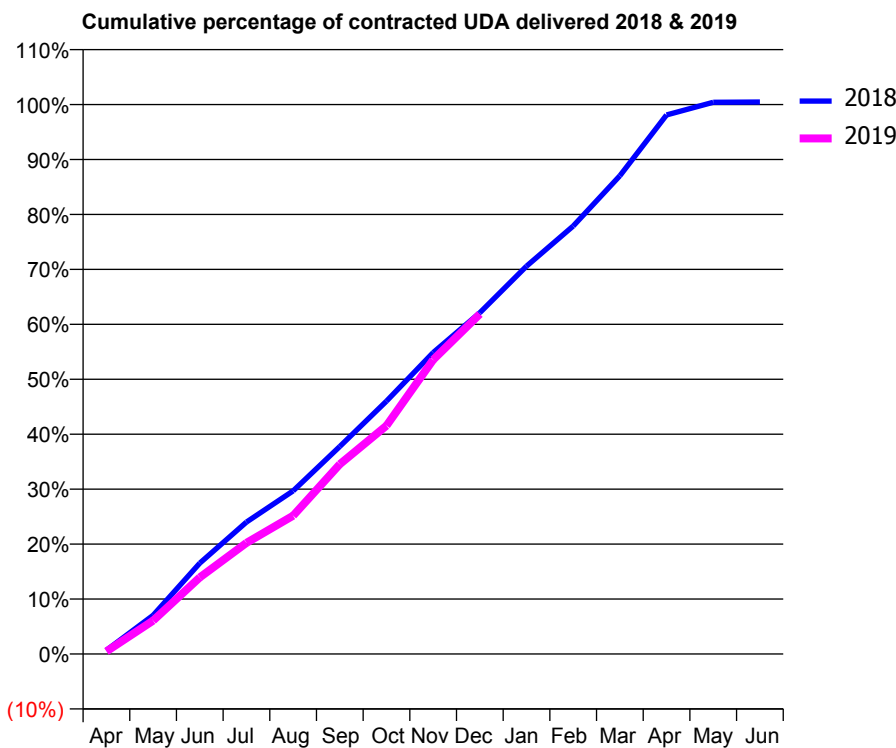
18/19 Contracted general activity (UDA)	6,277
Carry forward general activity (UDA)	-29
18/19 Contracted orthodontic activity (UOA)	0
Carry forward orthodontic activity (UOA)	0
Baseline contract value	£205,282.87

ACCESS*

Patients seen in 24 months	Total	Change since previous quarter
Quarter ending December 2017	1,568	
Quarter ending March 2018	1,559	→
Quarter ending June 2018	1,594	↑
Quarter ending September 2018	1,594	→
Quarter ending December 2018	1,610	→
Variance since December 2017	2.7%	↑



ACTIVITY



Month	Adjusted Scheduled Activity (UDA)	
	2018	2019
April	44	30
May	443	382
June	1,039	875
July	1,508	1,270
August	1,863	1,580
September	2,370	2,168
October	2,889	2,608
November	3,443	3,361
December	3,898	3,884
January	4,431	
February	4,889	
March	5,464	
April	6,158	
May	6,303	
June	6,306	

QUALITY

	Quantity	Base Number	Contract	AT	Region	England
% of FP17s for the same patient ID Re-attending within 3 months - Children	43	497	8.7%	12.2%	12.3%	11.8%
% of FP17s for the same patient ID Re-attending within 3 months - Adults	210	1,303	16.1%	16.0%	15.8%	15.6%
% of FP17s for the same patient ID Re-attending between 3 & 9 months - Children	261	497	52.5%	58.0%	60.1%	58.8%
% of FP17s for the same patient ID Re-attending between 3 & 9 months - Adults	663	1,303	50.9%	51.3%	53.3%	51.0%
% of FP17s for Band 1 Urgent Courses	184	1,548	11.9%	10.1%	9.0%	9.0%
% of FP17s Relating to Free Repair or Replacements	16	1,548	1.0%	0.8%	1.0%	0.8%
% of FP17s Relating to Continuations	4	1,548	0.3%	0.9%	1.0%	0.9%
% of Patients satisfied with the dentistry they have received	1	1	N/A	95.3%	93.8%	93.2%
% of Patients satisfied with the time they had to wait for an appointment	1	1	N/A	89.3%	89.4%	88.3%

* This is based on patients treated on this contract for their most recent course of treatment. Figures in italics indicate the base number of FP17s or Patient Questionnaire responses are less than 100. N/A is shown where the base number of responses is less than 10 during the period. % is calculated as Quantity/Base number*100

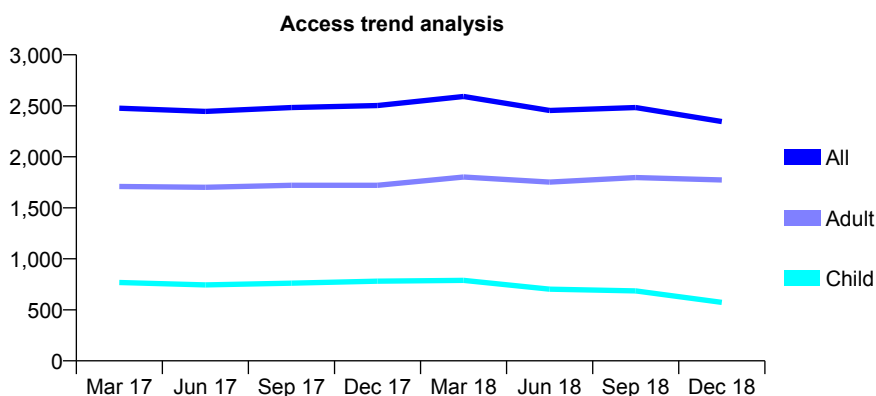
Q46 - Vital Signs At a Glance Contract Report for 639125/0001 - December 2018

Name or company name	MR ND SLATTERY
Contract type name	GDS Contract
Purpose of contract	General
Contract start date	01/04/2006
Contract end date	

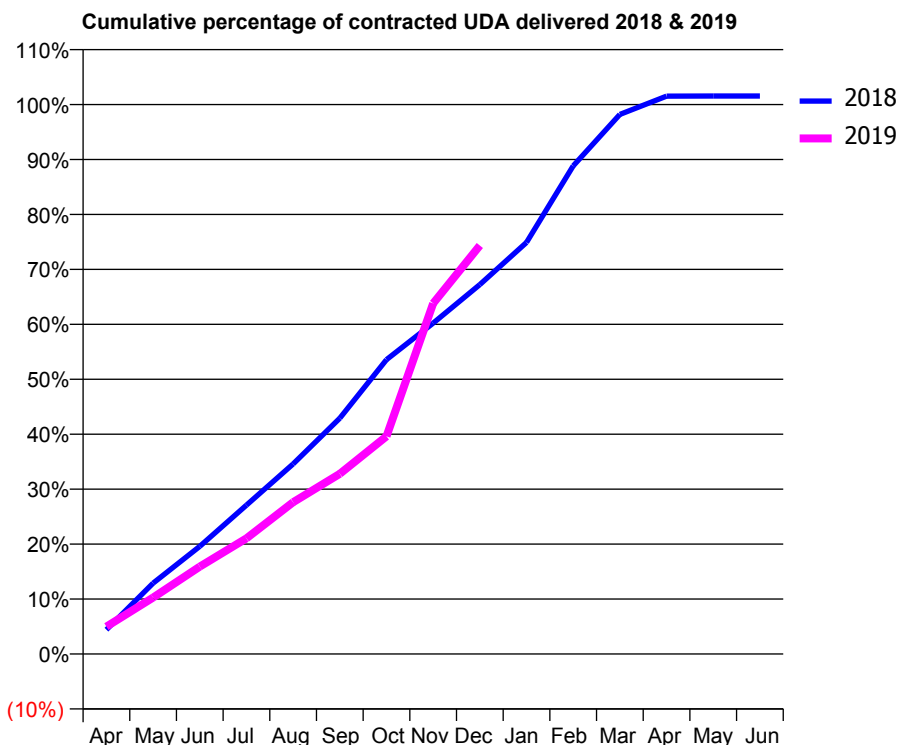
18/19 Contracted general activity (UDA)	9,042
Carry forward general activity (UDA)	-139
18/19 Contracted orthodontic activity (UOA)	0
Carry forward orthodontic activity (UOA)	0
Baseline contract value	£412,700.69

ACCESS*

Patients seen in 24 months	Total	Change since previous quarter
Quarter ending December 2017	2,502	
Quarter ending March 2018	2,591	↑
Quarter ending June 2018	2,454	↓
Quarter ending September 2018	2,483	→
Quarter ending December 2018	2,346	↓
Variance since December 2017	(6.2%)	↓



ACTIVITY



Month	Adjusted Scheduled Activity (UDA)	
	2018	2019
April	401	451
May	1,167	928
June	1,771	1,438
July	2,449	1,904
August	3,129	2,498
September	3,881	2,965
October	4,845	3,582
November	5,445	5,770
December	6,078	6,722
January	6,772	
February	8,032	
March	8,878	
April	9,180	
May	9,181	
June	9,181	

QUALITY

	Quantity	Base Number	Contract	AT	Region	England
% of FP17s for the same patient ID Re-attending within 3 months - Children	29	719	4.0%	12.2%	12.3%	11.8%
% of FP17s for the same patient ID Re-attending within 3 months - Adults	125	1,869	6.7%	16.0%	15.8%	15.6%
% of FP17s for the same patient ID Re-attending between 3 & 9 months - Children	406	719	56.5%	58.0%	60.1%	58.8%
% of FP17s for the same patient ID Re-attending between 3 & 9 months - Adults	859	1,869	46.0%	51.3%	53.3%	51.0%
% of FP17s for Band 1 Urgent Courses	29	2,463	1.2%	10.1%	9.0%	9.0%
% of FP17s Relating to Free Repair or Replacements	15	2,463	0.6%	0.8%	1.0%	0.8%
% of FP17s Relating to Continuations	16	2,463	0.6%	0.9%	1.0%	0.9%
% of Patients satisfied with the dentistry they have received	0	0	N/A	95.3%	93.8%	93.2%
% of Patients satisfied with the time they had to wait for an appointment	0	0	N/A	89.3%	89.4%	88.3%

* This is based on patients treated on this contract for their most recent course of treatment. Figures in italics indicate the base number of FP17s or Patient Questionnaire responses are less than 100. N/A is shown where the base number of responses is less than 10 during the period. % is calculated as Quantity/Base number*100

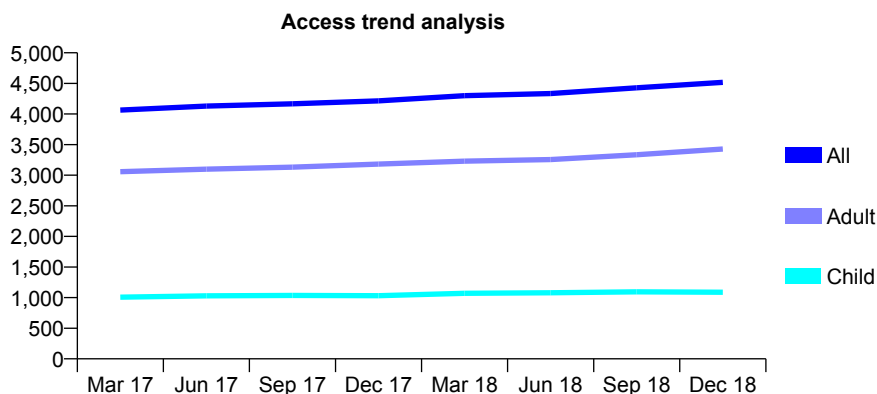
Q46 - Vital Signs At a Glance Contract Report for 643394/0001 - December 2018

Name or company name	MR M GREEN
Contract type name	GDS Contract
Purpose of contract	General
Contract start date	01/04/2006
Contract end date	

18/19 Contracted general activity (UDA)	11,651
Carry forward general activity (UDA)	324
18/19 Contracted orthodontic activity (UOA)	0
Carry forward orthodontic activity (UOA)	0
Baseline contract value	£340,157.46

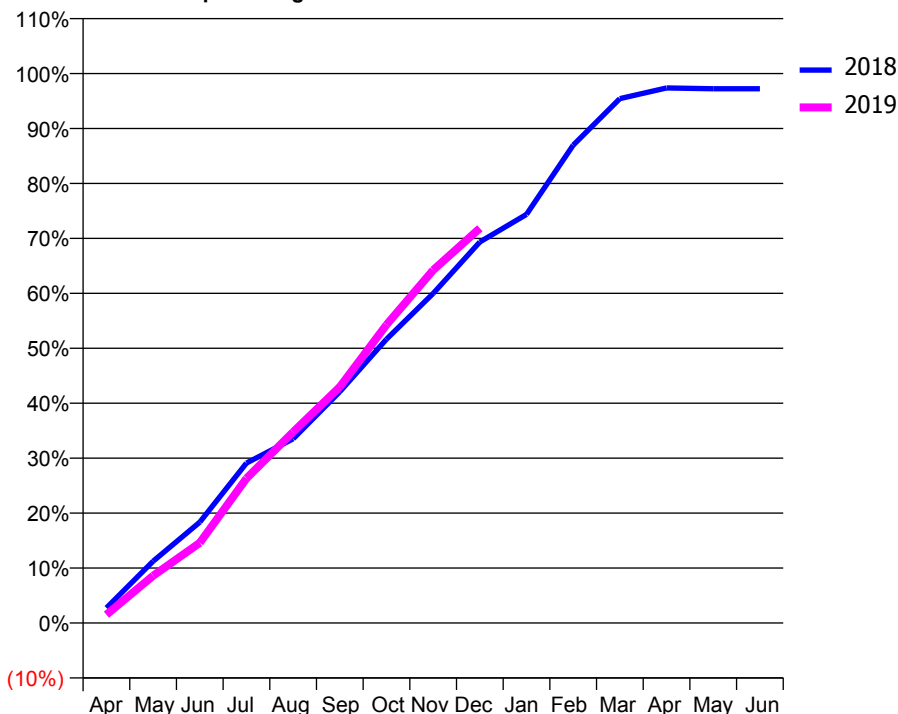
ACCESS*

Patients seen in 24 months	Total	Change since previous quarter
Quarter ending December 2017	4,215	
Quarter ending March 2018	4,300	↑
Quarter ending June 2018	4,334	→
Quarter ending September 2018	4,429	↑
Quarter ending December 2018	4,518	↑
Variance since December 2017	7.2%	↑



ACTIVITY

Cumulative percentage of contracted UDA delivered 2018 & 2019



Month	Adjusted Scheduled Activity (UDA)	
	2018	2019
April	321	177
May	1,312	1,001
June	2,138	1,700
July	3,392	3,066
August	3,907	4,050
September	4,904	5,007
October	6,017	6,322
November	6,986	7,484
December	8,079	8,369
January	8,664	
February	10,133	
March	11,117	
April	11,344	
May	11,327	
June	11,327	

QUALITY

	Quantity	Base Number	Contract	AT	Region	England
% of FP17s for the same patient ID Re-attending within 3 months - Children	127	1,361	9.3%	12.2%	12.3%	11.8%
% of FP17s for the same patient ID Re-attending within 3 months - Adults	483	3,344	14.4%	16.0%	15.8%	15.6%
% of FP17s for the same patient ID Re-attending between 3 & 9 months - Children	755	1,361	55.5%	58.0%	60.1%	58.8%
% of FP17s for the same patient ID Re-attending between 3 & 9 months - Adults	1,070	3,344	32.0%	51.3%	53.3%	51.0%
% of FP17s for Band 1 Urgent Courses	536	4,536	11.8%	10.1%	9.0%	9.0%
% of FP17s Relating to Free Repair or Replacements	21	4,536	0.5%	0.8%	1.0%	0.8%
% of FP17s Relating to Continuations	82	4,536	1.8%	0.9%	1.0%	0.9%
% of Patients satisfied with the dentistry they have received	1	1	N/A	95.3%	93.8%	93.2%
% of Patients satisfied with the time they had to wait for an appointment	1	1	N/A	89.3%	89.4%	88.3%

* This is based on patients treated on this contract for their most recent course of treatment. Figures in italics indicate the base number of FP17s or Patient Questionnaire responses are less than 100. N/A is shown where the base number of responses is less than 10 during the period. % is calculated as Quantity/Base number*100

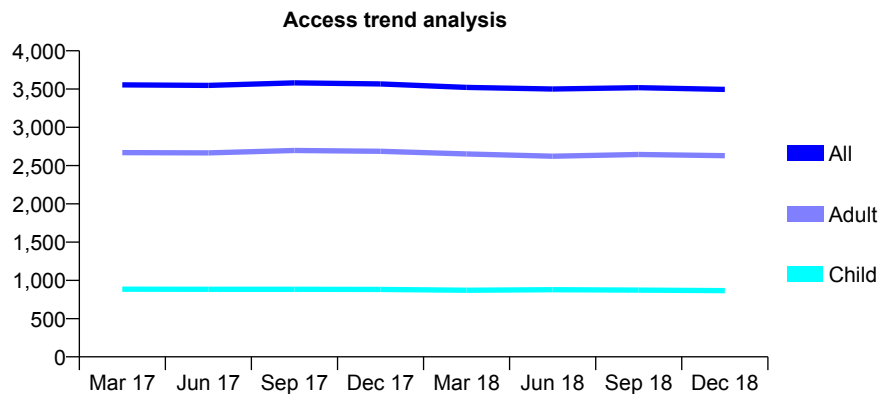
Q46 - Vital Signs At a Glance Contract Report for 643408/0001 - December 2018

Name or company name	MR DP LUSTMAN
Contract type name	GDS Contract
Purpose of contract	General
Contract start date	01/04/2006
Contract end date	

18/19 Contracted general activity (UDA)	11,485
Carry forward general activity (UDA)	393
18/19 Contracted orthodontic activity (UOA)	0
Carry forward orthodontic activity (UOA)	0
Baseline contract value	£291,993.72

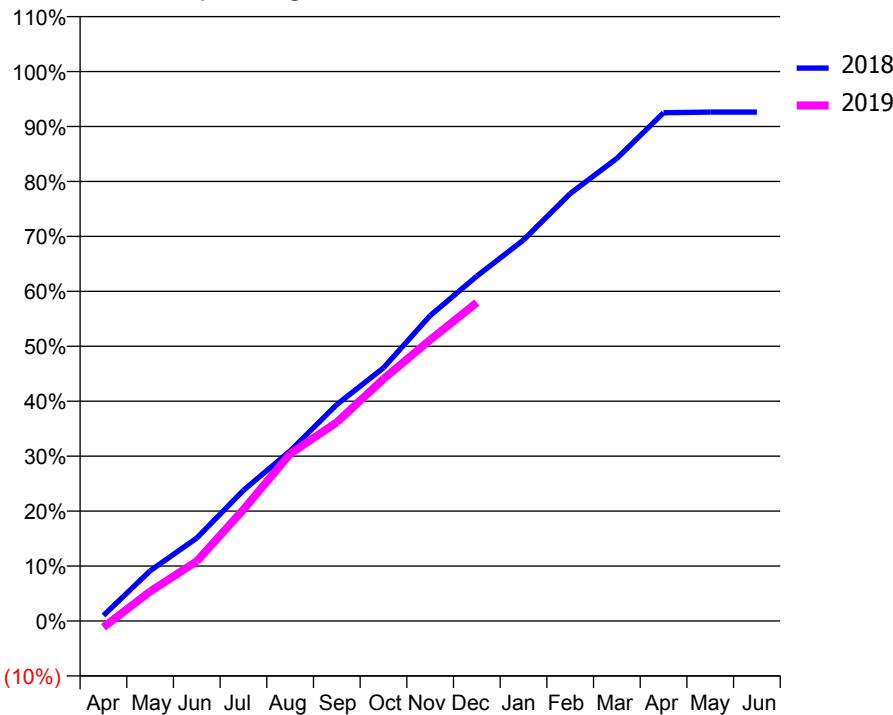
ACCESS*

Patients seen in 24 months	Total	Change since previous quarter
Quarter ending December 2017	3,567	
Quarter ending March 2018	3,521	↓
Quarter ending June 2018	3,500	→
Quarter ending September 2018	3,518	→
Quarter ending December 2018	3,495	→
Variance since December 2017	(2.0%)	↓



ACTIVITY

Cumulative percentage of contracted UDA delivered 2018 & 2019



Month	Adjusted Scheduled Activity (UDA)	
	2018	2019
April	116	-133
May	1,050	616
June	1,736	1,250
July	2,733	2,332
August	3,555	3,497
September	4,526	4,155
October	5,290	5,059
November	6,383	5,876
December	7,209	6,657
January	7,963	
February	8,934	
March	9,670	
April	10,624	
May	10,637	
June	10,637	

QUALITY

	Quantity	Base Number	Contract	AT	Region	England
% of FP17s for the same patient ID Re-attending within 3 months - Children	124	1,061	11.7%	12.2%	12.3%	11.8%
% of FP17s for the same patient ID Re-attending within 3 months - Adults	508	3,308	15.4%	16.0%	15.8%	15.6%
% of FP17s for the same patient ID Re-attending between 3 & 9 months - Children	643	1,061	60.6%	58.0%	60.1%	58.8%
% of FP17s for the same patient ID Re-attending between 3 & 9 months - Adults	1,979	3,308	59.8%	51.3%	53.3%	51.0%
% of FP17s for Band 1 Urgent Courses	263	3,925	6.7%	10.1%	9.0%	9.0%
% of FP17s Relating to Free Repair or Replacements	26	3,925	0.7%	0.8%	1.0%	0.8%
% of FP17s Relating to Continuations	63	3,925	1.6%	0.9%	1.0%	0.9%
% of Patients satisfied with the dentistry they have received	4	4	N/A	95.3%	93.8%	93.2%
% of Patients satisfied with the time they had to wait for an appointment	4	4	N/A	89.3%	89.4%	88.3%

* This is based on patients treated on this contract for their most recent course of treatment. Figures in italics indicate the base number of FP17s or Patient Questionnaire responses are less than 100. N/A is shown where the base number of responses is less than 10 during the period. % is calculated as Quantity/Base number*100

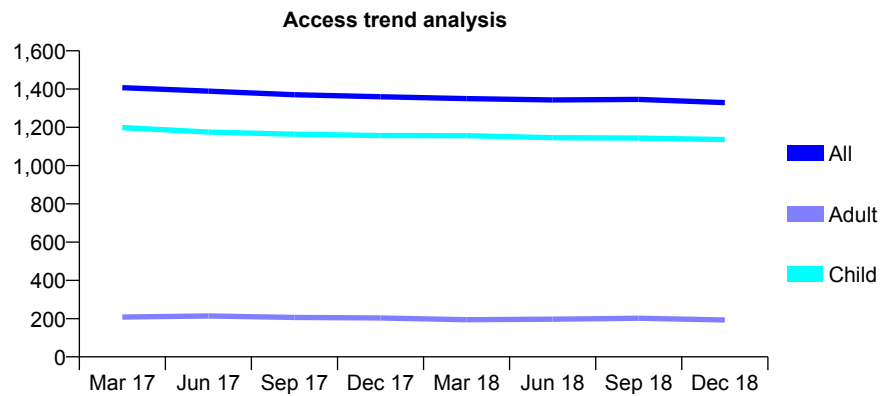
Q46 - Vital Signs At a Glance Contract Report for 643548/0001 - December 2018

Name or company name	MR RW SIMKINS
Contract type name	GDS Contract
Purpose of contract	General
Contract start date	01/04/2006
Contract end date	

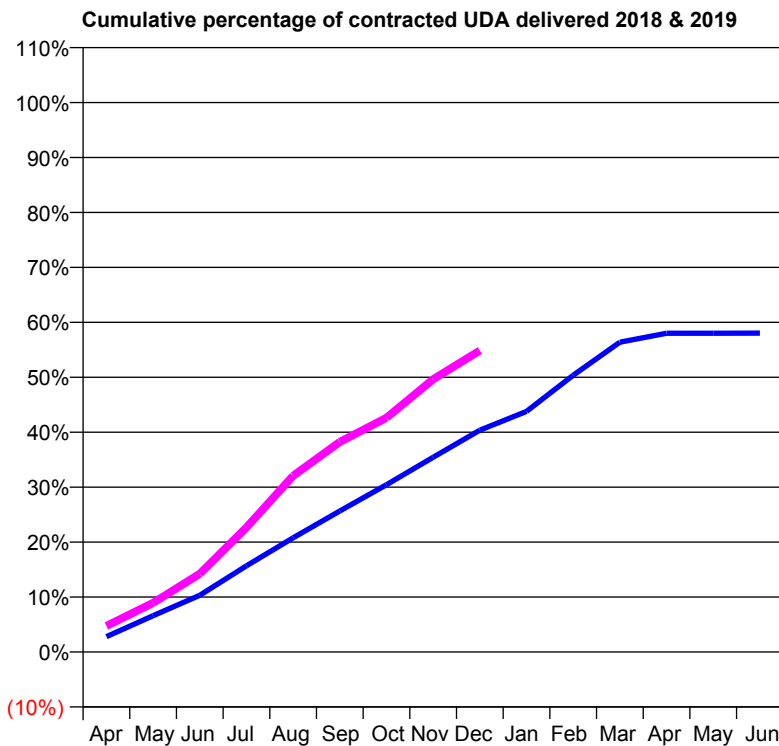
18/19 Contracted general activity (UDA)	3,600
Carry forward general activity (UDA)	0
18/19 Contracted orthodontic activity (UOA)	0
Carry forward orthodontic activity (UOA)	0
Baseline contract value	£134,880.54

ACCESS*

Patients seen in 24 months	Total	Change since previous quarter
Quarter ending December 2017	1,360	
Quarter ending March 2018	1,350	→
Quarter ending June 2018	1,343	→
Quarter ending September 2018	1,346	→
Quarter ending December 2018	1,329	↓
Variance since December 2017	(2.3%)	↓



ACTIVITY



Month	Adjusted Scheduled Activity (UDA)	
	2018	2019
April	149	171
May	350	322
June	548	512
July	832	816
August	1,102	1,154
September	1,360	1,376
October	1,614	1,535
November	1,878	1,787
December	2,139	1,975
January	2,321	
February	2,669	
March	2,989	
April	3,074	
May	3,074	
June	3,075	

QUALITY

	Quantity	Base Number	Contract	AT	Region	England
% of FP17s for the same patient ID Re-attending within 3 months - Children	133	1,293	10.3%	12.2%	12.3%	11.8%
% of FP17s for the same patient ID Re-attending within 3 months - Adults	3	65	4.6%	16.0%	15.8%	15.6%
% of FP17s for the same patient ID Re-attending between 3 & 9 months - Children	803	1,293	62.1%	58.0%	60.1%	58.8%
% of FP17s for the same patient ID Re-attending between 3 & 9 months - Adults	40	65	61.5%	51.3%	53.3%	51.0%
% of FP17s for Band 1 Urgent Courses	66	1,287	5.1%	10.1%	9.0%	9.0%
% of FP17s Relating to Free Repair or Replacements	0	1,287	0.0%	0.8%	1.0%	0.8%
% of FP17s Relating to Continuations	0	1,287	0.0%	0.9%	1.0%	0.9%
% of Patients satisfied with the dentistry they have received	0	0	N/A	95.3%	93.8%	93.2%
% of Patients satisfied with the time they had to wait for an appointment	0	0	N/A	89.3%	89.4%	88.3%

* This is based on patients treated on this contract for their most recent course of treatment. Figures in italics indicate the base number of FP17s or Patient Questionnaire responses are less than 100. N/A is shown where the base number of responses is less than 10 during the period. % is calculated as Quantity/Base number*100

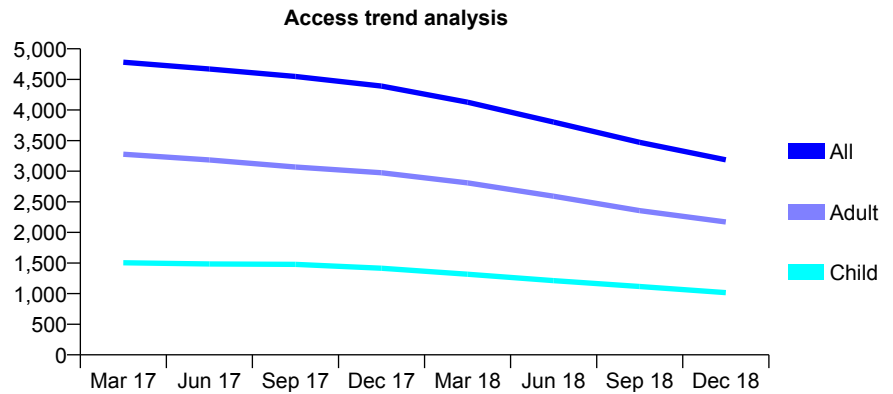
Q46 - Vital Signs At a Glance Contract Report for 643602/0001 - December 2018

Name or company name	MR EF FISHER
Contract type name	GDS Contract
Purpose of contract	General
Contract start date	30/10/2006
Contract end date	

18/19 Contracted general activity (UDA)	15,273
Carry forward general activity (UDA)	0
18/19 Contracted orthodontic activity (UOA)	0
Carry forward orthodontic activity (UOA)	0
Baseline contract value	£401,557.28

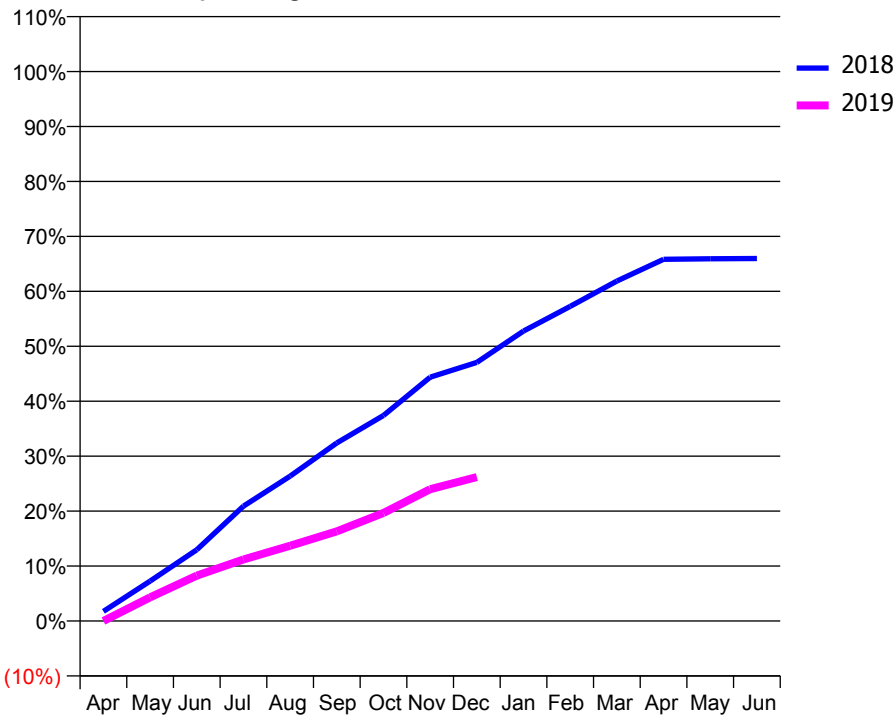
ACCESS*

Patients seen in 24 months	Total	Change since previous quarter
Quarter ending December 2017	4,390	
Quarter ending March 2018	4,128	↓
Quarter ending June 2018	3,803	↓
Quarter ending September 2018	3,472	↓
Quarter ending December 2018	3,186	↓
Variance since December 2017	(27.4%)	↓



ACTIVITY

Cumulative percentage of contracted UDA delivered 2018 & 2019



Month	Adjusted Scheduled Activity (UDA)	
	2018	2019
April	267	0
May	1,108	657
June	1,983	1,260
July	3,193	1,710
August	4,026	2,091
September	4,950	2,494
October	5,714	3,002
November	6,776	3,665
December	7,189	4,000
January	8,060	
February	8,745	
March	9,449	
April	10,052	
May	10,069	
June	10,075	

QUALITY

	Quantity	Base Number	Contract	AT	Region	England
% of FP17s for the same patient ID Re-attending within 3 months - Children	26	643	4.0%	12.2%	12.3%	11.8%
% of FP17s for the same patient ID Re-attending within 3 months - Adults	311	1,781	17.5%	16.0%	15.8%	15.6%
% of FP17s for the same patient ID Re-attending between 3 & 9 months - Children	327	643	50.9%	58.0%	60.1%	58.8%
% of FP17s for the same patient ID Re-attending between 3 & 9 months - Adults	979	1,781	55.0%	51.3%	53.3%	51.0%
% of FP17s for Band 1 Urgent Courses	267	2,107	12.7%	10.1%	9.0%	9.0%
% of FP17s Relating to Free Repair or Replacements	31	2,107	1.5%	0.8%	1.0%	0.8%
% of FP17s Relating to Continuations	62	2,107	2.9%	0.9%	1.0%	0.9%
% of Patients satisfied with the dentistry they have received	1	1	N/A	95.3%	93.8%	93.2%
% of Patients satisfied with the time they had to wait for an appointment	0	1	N/A	89.3%	89.4%	88.3%

* This is based on patients treated on this contract for their most recent course of treatment. Figures in italics indicate the base number of FP17s or Patient Questionnaire responses are less than 100. N/A is shown where the base number of responses is less than 10 during the period. % is calculated as Quantity/Base number*100

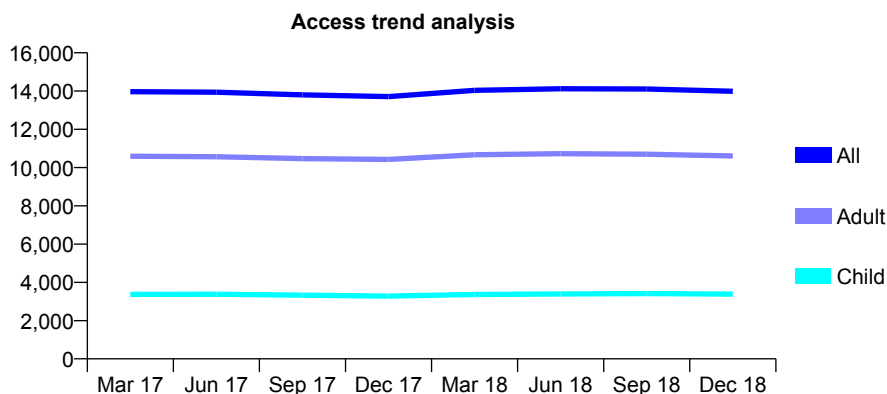
Q46 - Vital Signs At a Glance Contract Report for 649864/0001 - December 2018

Name or company name	MR AH BELL
Contract type name	GDS Contract
Purpose of contract	General
Contract start date	01/04/2006
Contract end date	

18/19 Contracted general activity (UDA)	36,956
Carry forward general activity (UDA)	-521
18/19 Contracted orthodontic activity (UOA)	0
Carry forward orthodontic activity (UOA)	0
Baseline contract value	£1,139,030.68

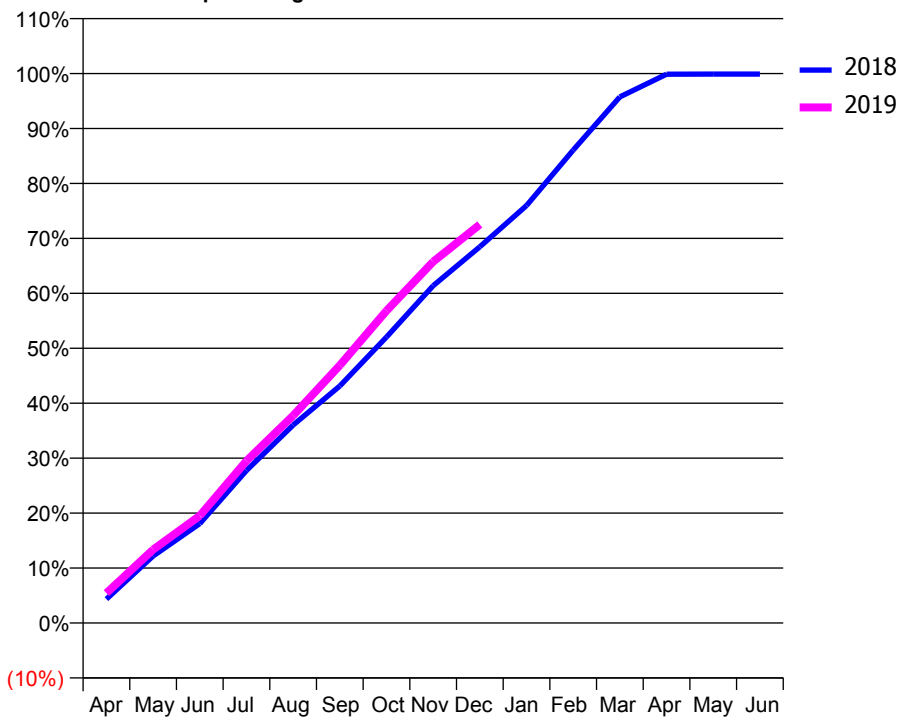
ACCESS*

Patients seen in 24 months	Total	Change since previous quarter
Quarter ending December 2017	13,707	
Quarter ending March 2018	14,034	↑
Quarter ending June 2018	14,119	→
Quarter ending September 2018	14,110	→
Quarter ending December 2018	13,989	→
Variance since December 2017	2.1%	↑



ACTIVITY

Cumulative percentage of contracted UDA delivered 2018 & 2019



Month	Adjusted Scheduled Activity (UDA)	
	2018	2019
April	1,611	2,012
May	4,510	4,937
June	6,686	7,213
July	10,252	10,898
August	13,317	13,946
September	15,945	17,332
October	19,230	20,995
November	22,685	24,300
December	25,305	26,803
January	28,072	
February	31,803	
March	35,388	
April	36,905	
May	36,917	
June	36,917	

QUALITY

	Quantity	Base Number	Contract	AT	Region	England
% of FP17s for the same patient ID Re-attending within 3 months - Children	361	3,759	9.6%	12.2%	12.3%	11.8%
% of FP17s for the same patient ID Re-attending within 3 months - Adults	1,469	10,551	13.9%	16.0%	15.8%	15.6%
% of FP17s for the same patient ID Re-attending between 3 & 9 months - Children	2,154	3,759	57.3%	58.0%	60.1%	58.8%
% of FP17s for the same patient ID Re-attending between 3 & 9 months - Adults	5,159	10,551	48.9%	51.3%	53.3%	51.0%
% of FP17s for Band 1 Urgent Courses	1,517	13,613	11.1%	10.1%	9.0%	9.0%
% of FP17s Relating to Free Repair or Replacements	172	13,613	1.3%	0.8%	1.0%	0.8%
% of FP17s Relating to Continuations	278	13,613	2.0%	0.9%	1.0%	0.9%
% of Patients satisfied with the dentistry they have received	2	2	N/A	95.3%	93.8%	93.2%
% of Patients satisfied with the time they had to wait for an appointment	2	2	N/A	89.3%	89.4%	88.3%

* This is based on patients treated on this contract for their most recent course of treatment. Figures in italics indicate the base number of FP17s or Patient Questionnaire responses are less than 100. N/A is shown where the base number of responses is less than 10 during the period. % is calculated as Quantity/Base number*100

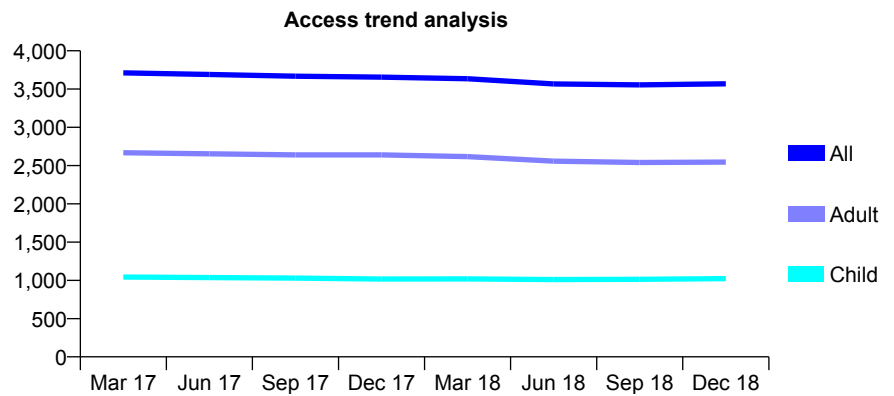
Q46 - Vital Signs At a Glance Contract Report for 653675/0001 - December 2018

Name or company name	MR WA JACK
Contract type name	GDS Contract
Purpose of contract	General
Contract start date	01/04/2006
Contract end date	

18/19 Contracted general activity (UDA)	9,559
Carry forward general activity (UDA)	-108
18/19 Contracted orthodontic activity (UOA)	0
Carry forward orthodontic activity (UOA)	0
Baseline contract value	£313,197.71

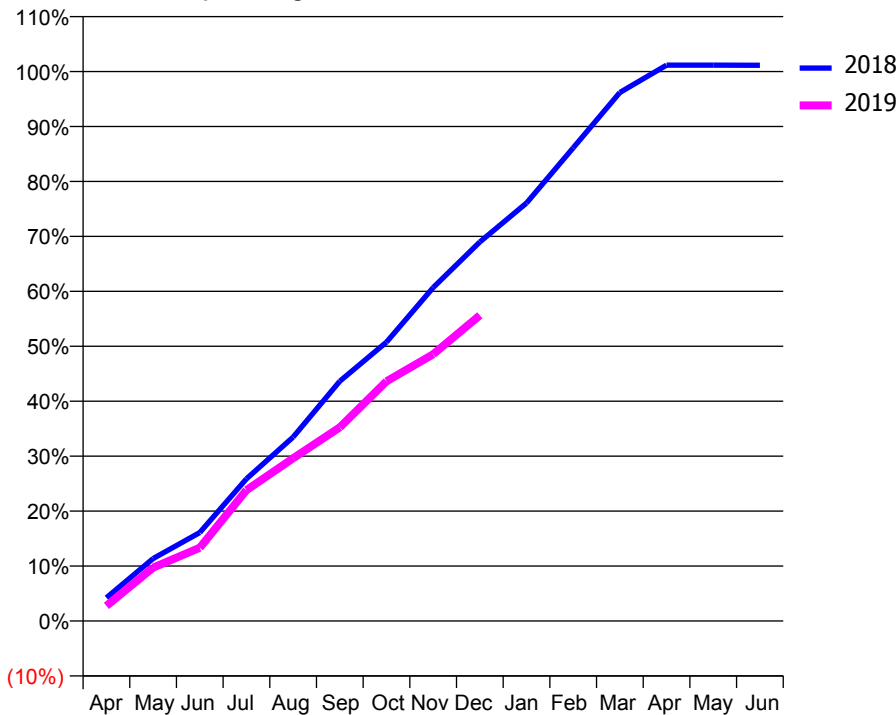
ACCESS*

Patients seen in 24 months	Total	Change since previous quarter
Quarter ending December 2017	3,656	
Quarter ending March 2018	3,635	→
Quarter ending June 2018	3,567	↓
Quarter ending September 2018	3,554	→
Quarter ending December 2018	3,568	→
Variance since December 2017	(2.4%)	↓



ACTIVITY

Cumulative percentage of contracted UDA delivered 2018 & 2019



Month	Adjusted Scheduled Activity (UDA)	
	2018	2019
April	405	263
May	1,086	928
June	1,538	1,275
July	2,474	2,277
August	3,199	2,831
September	4,171	3,370
October	4,851	4,171
November	5,799	4,640
December	6,594	5,317
January	7,271	
February	8,231	
March	9,194	
April	9,669	
May	9,669	
June	9,667	

QUALITY

	Quantity	Base Number	Contract	AT	Region	England
% of FP17s for the same patient ID Re-attending within 3 months - Children	95	980	9.7%	12.2%	12.3%	11.8%
% of FP17s for the same patient ID Re-attending within 3 months - Adults	442	2,262	19.5%	16.0%	15.8%	15.6%
% of FP17s for the same patient ID Re-attending between 3 & 9 months - Children	397	980	40.5%	58.0%	60.1%	58.8%
% of FP17s for the same patient ID Re-attending between 3 & 9 months - Adults	816	2,262	36.1%	51.3%	53.3%	51.0%
% of FP17s for Band 1 Urgent Courses	480	2,388	20.1%	10.1%	9.0%	9.0%
% of FP17s Relating to Free Repair or Replacements	27	2,388	1.1%	0.8%	1.0%	0.8%
% of FP17s Relating to Continuations	17	2,388	0.7%	0.9%	1.0%	0.9%
% of Patients satisfied with the dentistry they have received	1	1	N/A	95.3%	93.8%	93.2%
% of Patients satisfied with the time they had to wait for an appointment	1	1	N/A	89.3%	89.4%	88.3%

* This is based on patients treated on this contract for their most recent course of treatment. Figures in italics indicate the base number of FP17s or Patient Questionnaire responses are less than 100. N/A is shown where the base number of responses is less than 10 during the period. % is calculated as Quantity/Base number*100

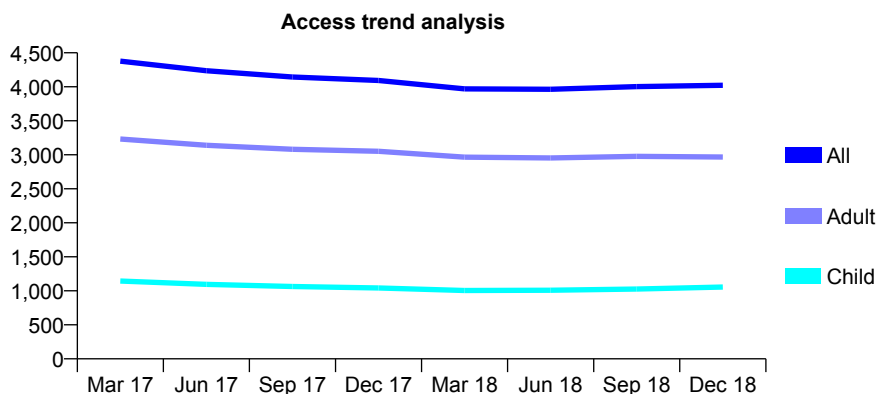
Q46 - Vital Signs At a Glance Contract Report for 654159/0001 - December 2018

Name or company name	MISS SA GREEN
Contract type name	GDS Contract
Purpose of contract	General
Contract start date	01/04/2006
Contract end date	

18/19 Contracted general activity (UDA)	11,993
Carry forward general activity (UDA)	224
18/19 Contracted orthodontic activity (UOA)	0
Carry forward orthodontic activity (UOA)	0
Baseline contract value	£337,093.41

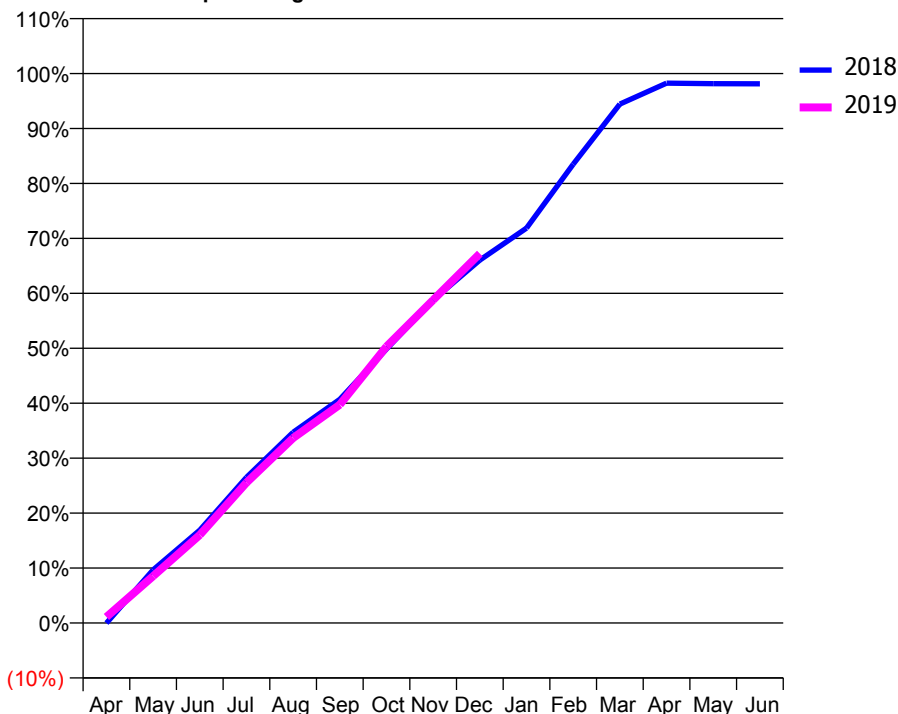
ACCESS*

Patients seen in 24 months	Total	Change since previous quarter
Quarter ending December 2017	4,094	
Quarter ending March 2018	3,969	↓
Quarter ending June 2018	3,963	→
Quarter ending September 2018	4,003	→
Quarter ending December 2018	4,022	→
Variance since December 2017	(1.8%)	↓



ACTIVITY

Cumulative percentage of contracted UDA delivered 2018 & 2019



Adjusted Scheduled Activity (UDA)		
Month	2018	2019
April	-4	132
May	1,160	1,024
June	2,026	1,922
July	3,179	3,063
August	4,165	4,039
September	4,883	4,765
October	5,979	6,035
November	7,050	7,049
December	7,919	8,062
January	8,618	
February	10,014	
March	11,324	
April	11,782	
May	11,770	
June	11,769	

QUALITY

	Quantity	Base Number	Contract	AT	Region	England
% of FP17s for the same patient ID Re-attending within 3 months - Children	151	1,212	12.5%	12.2%	12.3%	11.8%
% of FP17s for the same patient ID Re-attending within 3 months - Adults	489	3,007	16.3%	16.0%	15.8%	15.6%
% of FP17s for the same patient ID Re-attending between 3 & 9 months - Children	551	1,212	45.5%	58.0%	60.1%	58.8%
% of FP17s for the same patient ID Re-attending between 3 & 9 months - Adults	1,098	3,007	36.5%	51.3%	53.3%	51.0%
% of FP17s for Band 1 Urgent Courses	479	4,021	11.9%	10.1%	9.0%	9.0%
% of FP17s Relating to Free Repair or Replacements	52	4,021	1.3%	0.8%	1.0%	0.8%
% of FP17s Relating to Continuations	112	4,021	2.8%	0.9%	1.0%	0.9%
% of Patients satisfied with the dentistry they have received	1	1	N/A	95.3%	93.8%	93.2%
% of Patients satisfied with the time they had to wait for an appointment	1	1	N/A	89.3%	89.4%	88.3%

* This is based on patients treated on this contract for their most recent course of treatment. Figures in italics indicate the base number of FP17s or Patient Questionnaire responses are less than 100. N/A is shown where the base number of responses is less than 10 during the period. % is calculated as Quantity/Base number*100

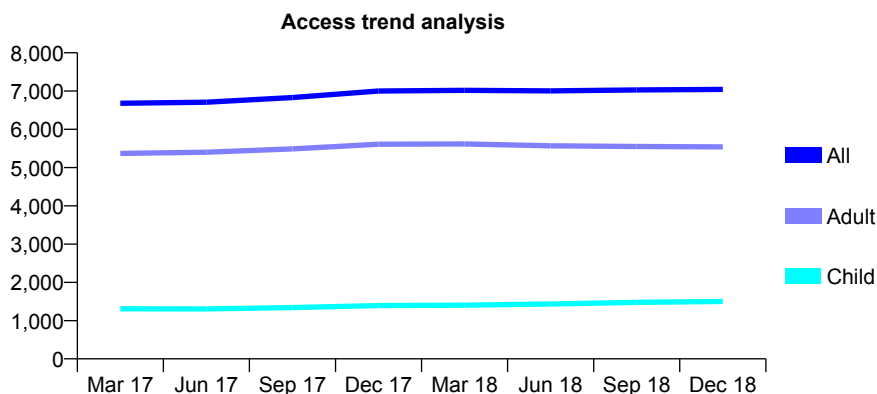
Q46 - Vital Signs At a Glance Contract Report for 654388/0001 - December 2018

Name or company name	MR RJ DUNCALF
Contract type name	GDS Contract
Purpose of contract	General
Contract start date	01/04/2006
Contract end date	

18/19 Contracted general activity (UDA)	18,070
Carry forward general activity (UDA)	477
18/19 Contracted orthodontic activity (UOA)	0
Carry forward orthodontic activity (UOA)	0
Baseline contract value	£460,664.98

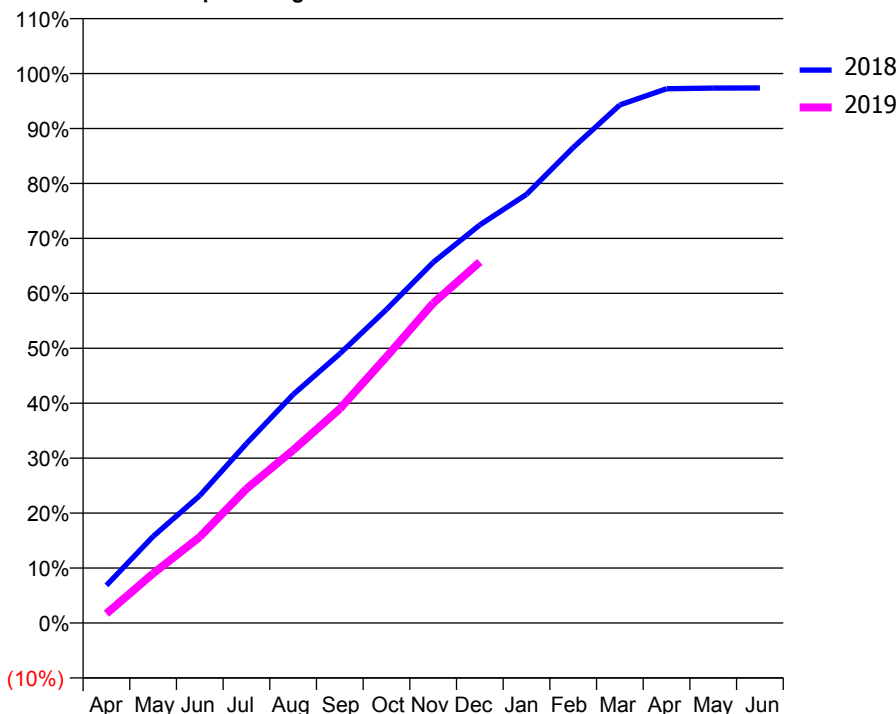
ACCESS*

Patients seen in 24 months	Total	Change since previous quarter
Quarter ending December 2017	7,001	
Quarter ending March 2018	7,020	→
Quarter ending June 2018	7,004	→
Quarter ending September 2018	7,029	→
Quarter ending December 2018	7,043	→
Variance since December 2017	0.6%	→



ACTIVITY

Cumulative percentage of contracted UDA delivered 2018 & 2019



Month	Adjusted Scheduled Activity (UDA)	
	2018	2019
April	1,238	308
May	2,848	1,631
June	4,190	2,830
July	5,900	4,413
August	7,513	5,683
September	8,854	7,044
October	10,313	8,756
November	11,861	10,517
December	13,091	11,873
January	14,097	
February	15,633	
March	17,037	
April	17,567	
May	17,590	
June	17,593	

QUALITY

	Quantity	Base Number	Contract	AT	Region	England
% of FP17s for the same patient ID Re-attending within 3 months - Children	188	1,937	9.7%	12.2%	12.3%	11.8%
% of FP17s for the same patient ID Re-attending within 3 months - Adults	530	6,153	8.6%	16.0%	15.8%	15.6%
% of FP17s for the same patient ID Re-attending between 3 & 9 months - Children	1,262	1,937	65.2%	58.0%	60.1%	58.8%
% of FP17s for the same patient ID Re-attending between 3 & 9 months - Adults	4,197	6,153	68.2%	51.3%	53.3%	51.0%
% of FP17s for Band 1 Urgent Courses	387	7,779	5.0%	10.1%	9.0%	9.0%
% of FP17s Relating to Free Repair or Replacements	75	7,779	1.0%	0.8%	1.0%	0.8%
% of FP17s Relating to Continuations	114	7,779	1.5%	0.9%	1.0%	0.9%
% of Patients satisfied with the dentistry they have received	7	7	N/A	95.3%	93.8%	93.2%
% of Patients satisfied with the time they had to wait for an appointment	7	7	N/A	89.3%	89.4%	88.3%

* This is based on patients treated on this contract for their most recent course of treatment. Figures in italics indicate the base number of FP17s or Patient Questionnaire responses are less than 100. N/A is shown where the base number of responses is less than 10 during the period. % is calculated as Quantity/Base number*100

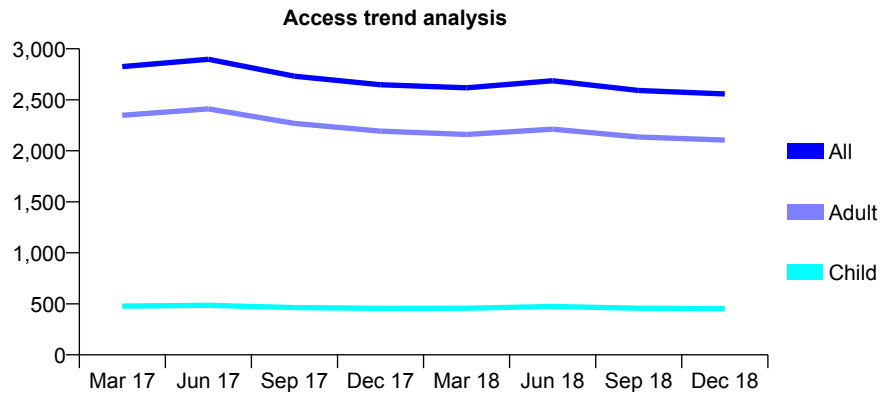
Q46 - Vital Signs At a Glance Contract Report for 656577/0001 - December 2018

Name or company name	MR C CARRE
Contract type name	GDS Contract
Purpose of contract	General
Contract start date	01/04/2006
Contract end date	

18/19 Contracted general activity (UDA)	9,963
Carry forward general activity (UDA)	0
18/19 Contracted orthodontic activity (UOA)	0
Carry forward orthodontic activity (UOA)	0
Baseline contract value	£250,483.26

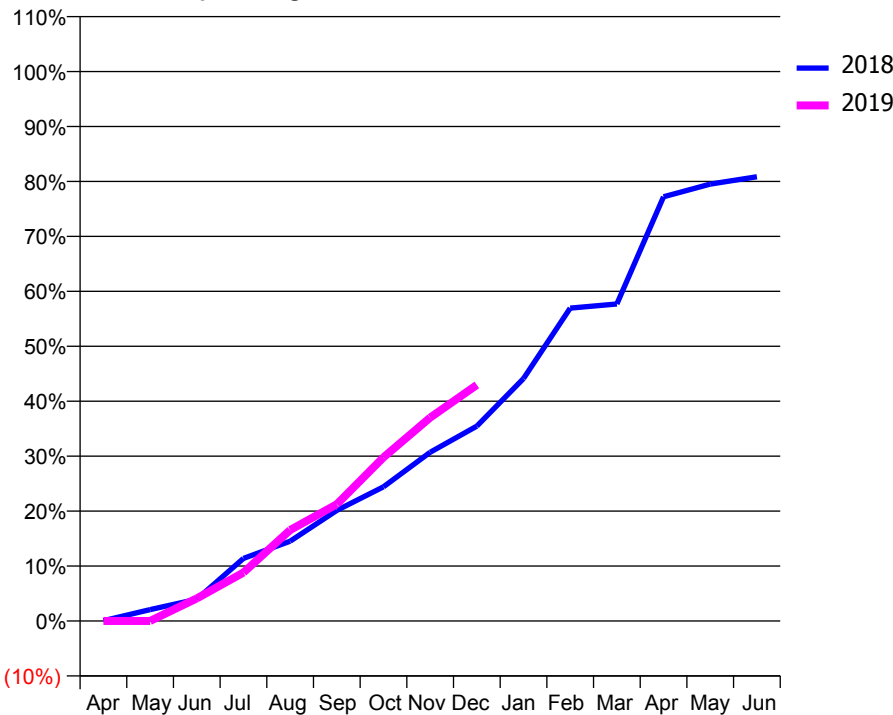
ACCESS*

Patients seen in 24 months	Total	Change since previous quarter
Quarter ending December 2017	2,648	
Quarter ending March 2018	2,617	↓
Quarter ending June 2018	2,687	↑
Quarter ending September 2018	2,592	↓
Quarter ending December 2018	2,558	↓
Variance since December 2017	(3.4%)	↓



ACTIVITY

Cumulative percentage of contracted UDA delivered 2018 & 2019



Month	Adjusted Scheduled Activity (UDA)	
	2018	2019
April	5	1
May	208	1
June	395	410
July	1,136	878
August	1,447	1,651
September	2,005	2,117
October	2,434	2,967
November	3,059	3,688
December	3,533	4,281
January	4,396	
February	5,672	
March	5,748	
April	7,691	
May	7,921	
June	8,054	

QUALITY

	Quantity	Base Number	Contract	AT	Region	England
% of FP17s for the same patient ID Re-attending within 3 months - Children	12	359	3.3%	12.2%	12.3%	11.8%
% of FP17s for the same patient ID Re-attending within 3 months - Adults	255	1,927	13.2%	16.0%	15.8%	15.6%
% of FP17s for the same patient ID Re-attending between 3 & 9 months - Children	119	359	33.1%	58.0%	60.1%	58.8%
% of FP17s for the same patient ID Re-attending between 3 & 9 months - Adults	724	1,927	37.6%	51.3%	53.3%	51.0%
% of FP17s for Band 1 Urgent Courses	41	1,604	2.6%	10.1%	9.0%	9.0%
% of FP17s Relating to Free Repair or Replacements	17	1,604	1.1%	0.8%	1.0%	0.8%
% of FP17s Relating to Continuations	21	1,604	1.3%	0.9%	1.0%	0.9%
% of Patients satisfied with the dentistry they have received	3	3	N/A	95.3%	93.8%	93.2%
% of Patients satisfied with the time they had to wait for an appointment	3	3	N/A	89.3%	89.4%	88.3%

* This is based on patients treated on this contract for their most recent course of treatment. Figures in italics indicate the base number of FP17s or Patient Questionnaire responses are less than 100. N/A is shown where the base number of responses is less than 10 during the period. % is calculated as Quantity/Base number*100

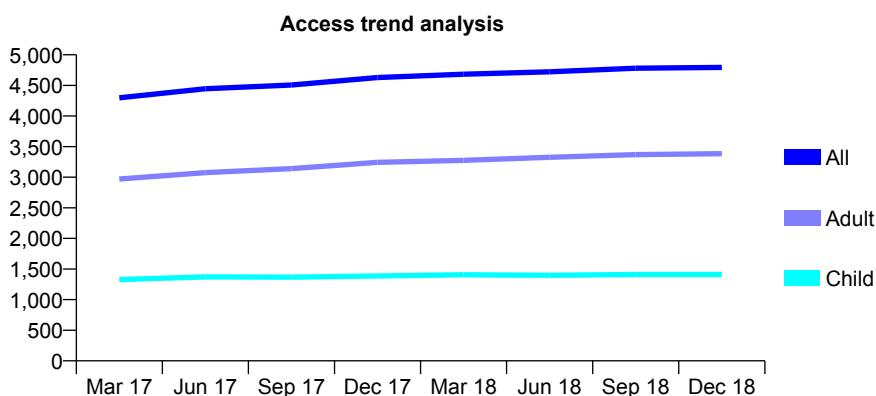
Q46 - Vital Signs At a Glance Contract Report for 676616/0001 - December 2018

Name or company name	MR RJ DORRINGTON
Contract type name	Pilot Contract
Purpose of contract	General and Orthodontic
Contract start date	01/04/2006
Contract end date	

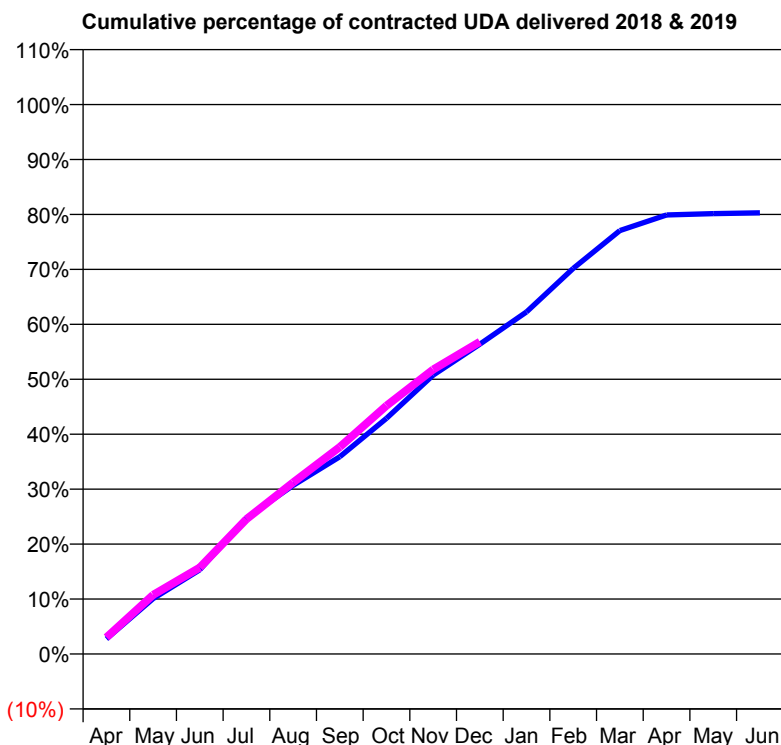
18/19 Contracted general activity (UDA)	13,620
Carry forward general activity (UDA)	0
18/19 Contracted orthodontic activity (UOA)	1,482
Carry forward orthodontic activity (UOA)	-30
Baseline contract value	£412,073.74

ACCESS*

Patients seen in 24 months	Total	Change since previous quarter
Quarter ending December 2017	4,629	
Quarter ending March 2018	4,683	→
Quarter ending June 2018	4,723	→
Quarter ending September 2018	4,780	→
Quarter ending December 2018	4,794	→
Variance since December 2017	3.6%	↑



ACTIVITY



Month	Adjusted Scheduled Activity (UDA)	
	2018	2019
April	376	412
May	1,375	1,466
June	2,086	2,142
July	3,369	3,342
August	4,180	4,252
September	4,889	5,132
October	5,843	6,157
November	6,913	7,051
December	7,680	7,739
January	8,481	
February	9,556	
March	10,496	
April	10,883	
May	10,916	
June	10,934	

QUALITY

	Quantity	Base Number	Contract	AT	Region	England
% of FP17s for the same patient ID Re-attending within 3 months - Children	124	1,490	8.3%	12.2%	12.3%	11.8%
% of FP17s for the same patient ID Re-attending within 3 months - Adults	513	3,013	17.0%	16.0%	15.8%	15.6%
% of FP17s for the same patient ID Re-attending between 3 & 9 months - Children	696	1,490	46.7%	58.0%	60.1%	58.8%
% of FP17s for the same patient ID Re-attending between 3 & 9 months - Adults	1,029	3,013	34.2%	51.3%	53.3%	51.0%
% of FP17s for Band 1 Urgent Courses	198	3,971	5.0%	10.1%	9.0%	9.0%
% of FP17s Relating to Free Repair or Replacements	94	3,971	2.4%	0.8%	1.0%	0.8%
% of FP17s Relating to Continuations	8	3,971	0.2%	0.9%	1.0%	0.9%
% of Patients satisfied with the dentistry they have received	2	2	N/A	95.3%	93.8%	93.2%
% of Patients satisfied with the time they had to wait for an appointment	2	2	N/A	89.3%	89.4%	88.3%

* This is based on patients treated on this contract for their most recent course of treatment. Figures in italics indicate the base number of FP17s or Patient Questionnaire responses are less than 100. N/A is shown where the base number of responses is less than 10 during the period. % is calculated as Quantity/Base number*100

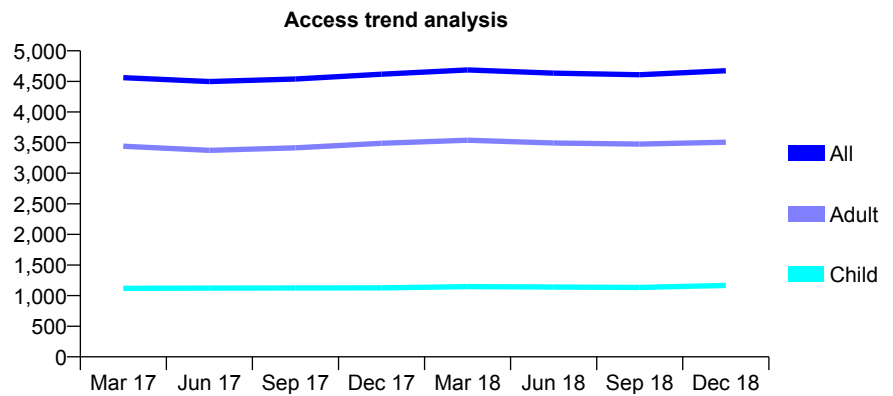
Q46 - Vital Signs At a Glance Contract Report for 678821/0001 - December 2018

Name or company name	MR DB SINGH
Contract type name	GDS Contract
Purpose of contract	General
Contract start date	01/04/2006
Contract end date	

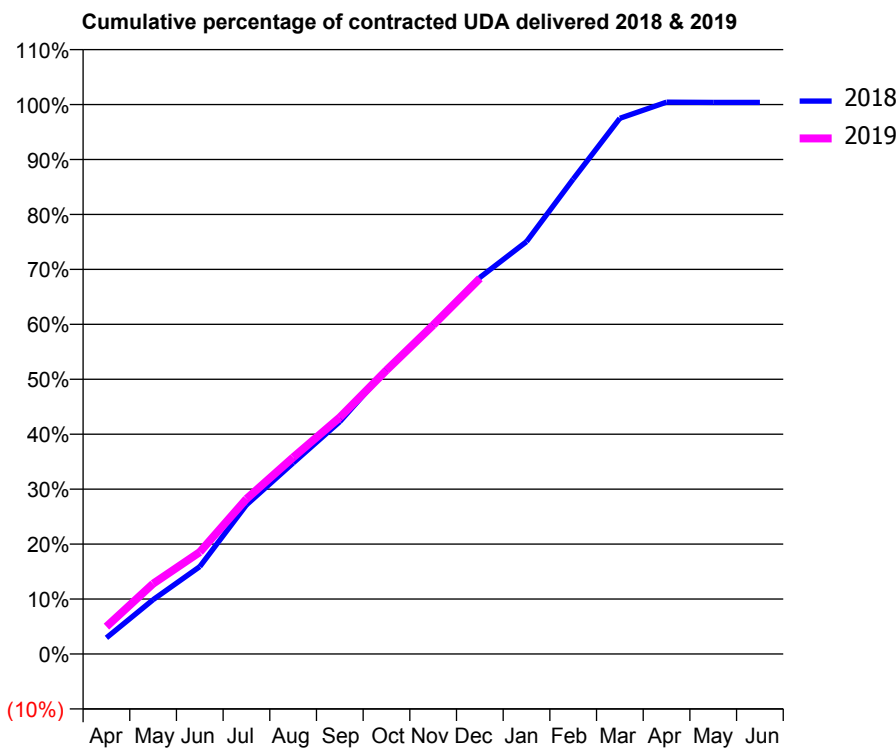
18/19 Contracted general activity (UDA)	16,876
Carry forward general activity (UDA)	-65
18/19 Contracted orthodontic activity (UOA)	0
Carry forward orthodontic activity (UOA)	0
Baseline contract value	£552,994.55

ACCESS*

Patients seen in 24 months	Total	Change since previous quarter
Quarter ending December 2017	4,617	
Quarter ending March 2018	4,688	→
Quarter ending June 2018	4,635	↓
Quarter ending September 2018	4,608	→
Quarter ending December 2018	4,674	→
Variance since December 2017	1.2%	→



ACTIVITY



Month	Adjusted Scheduled Activity (UDA)	
	2018	2019
April	497	843
May	1,671	2,160
June	2,686	3,131
July	4,582	4,766
August	5,867	6,040
September	7,136	7,266
October	8,740	8,716
November	10,101	10,101
December	11,564	11,535
January	12,664	
February	14,586	
March	16,451	
April	16,948	
May	16,941	
June	16,941	

QUALITY

	Quantity	Base Number	Contract	AT	Region	England
% of FP17s for the same patient ID Re-attending within 3 months - Children	103	1,312	7.9%	12.2%	12.3%	11.8%
% of FP17s for the same patient ID Re-attending within 3 months - Adults	340	3,753	9.1%	16.0%	15.8%	15.6%
% of FP17s for the same patient ID Re-attending between 3 & 9 months - Children	843	1,312	64.3%	58.0%	60.1%	58.8%
% of FP17s for the same patient ID Re-attending between 3 & 9 months - Adults	2,454	3,753	65.4%	51.3%	53.3%	51.0%
% of FP17s for Band 1 Urgent Courses	330	4,878	6.8%	10.1%	9.0%	9.0%
% of FP17s Relating to Free Repair or Replacements	25	4,878	0.5%	0.8%	1.0%	0.8%
% of FP17s Relating to Continuations	13	4,878	0.3%	0.9%	1.0%	0.9%
% of Patients satisfied with the dentistry they have received	1	1	N/A	95.3%	93.8%	93.2%
% of Patients satisfied with the time they had to wait for an appointment	1	1	N/A	89.3%	89.4%	88.3%

* This is based on patients treated on this contract for their most recent course of treatment. Figures in italics indicate the base number of FP17s or Patient Questionnaire responses are less than 100. N/A is shown where the base number of responses is less than 10 during the period. % is calculated as Quantity/Base number*100

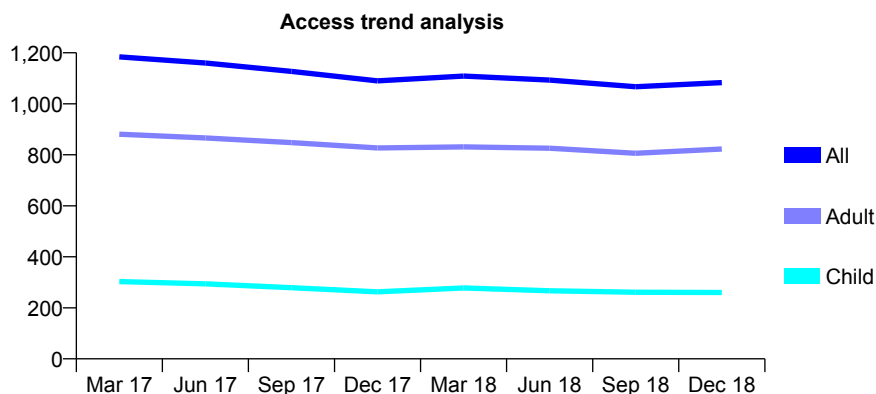
Q46 - Vital Signs At a Glance Contract Report for 679224/0001 - December 2018

Name or company name	Mr V Singla
Contract type name	GDS Contract
Purpose of contract	General and Orthodontic
Contract start date	01/04/2006
Contract end date	

18/19 Contracted general activity (UDA)	3,916
Carry forward general activity (UDA)	108
18/19 Contracted orthodontic activity (UOA)	523
Carry forward orthodontic activity (UOA)	12
Baseline contract value	£155,334.70

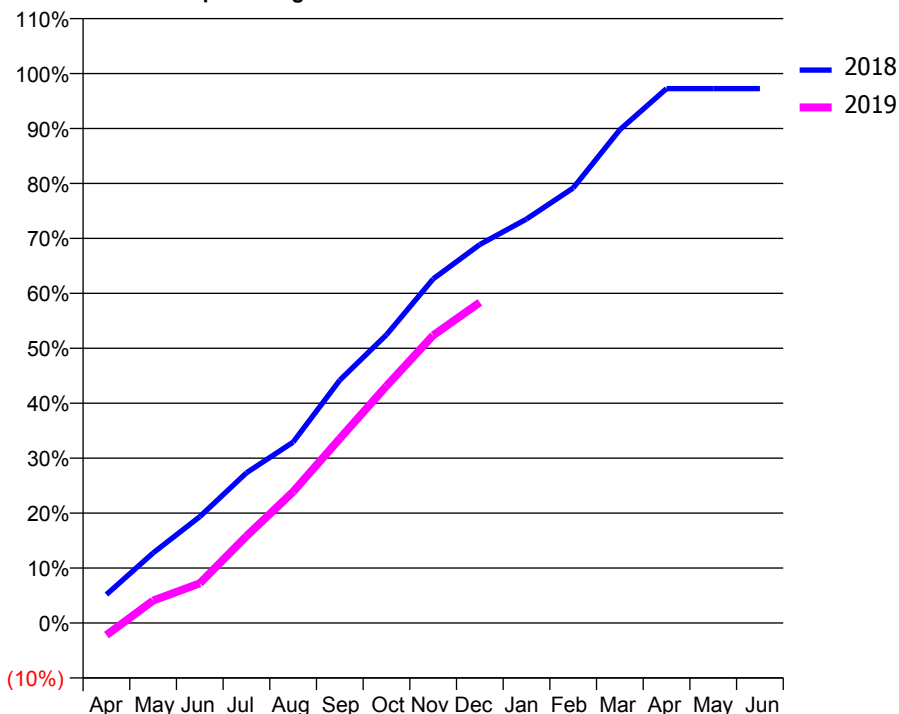
ACCESS*

Patients seen in 24 months	Total	Change since previous quarter
Quarter ending December 2017	1,090	
Quarter ending March 2018	1,109	→
Quarter ending June 2018	1,093	↓
Quarter ending September 2018	1,067	↓
Quarter ending December 2018	1,083	→
Variance since December 2017	(0.6%)	→



ACTIVITY

Cumulative percentage of contracted UDA delivered 2018 & 2019



Month	Adjusted Scheduled Activity (UDA)	
	2018	2019
April	203	-87
May	500	160
June	757	283
July	1,071	619
August	1,289	936
September	1,731	1,315
October	2,054	1,689
November	2,452	2,051
December	2,698	2,285
January	2,879	
February	3,101	
March	3,516	
April	3,808	
May	3,808	
June	3,808	

QUALITY

	Quantity	Base Number	Contract	AT	Region	England
% of FP17s for the same patient ID Re-attending within 3 months - Children	44	330	13.3%	12.2%	12.3%	11.8%
% of FP17s for the same patient ID Re-attending within 3 months - Adults	139	822	16.9%	16.0%	15.8%	15.6%
% of FP17s for the same patient ID Re-attending between 3 & 9 months - Children	158	330	47.9%	58.0%	60.1%	58.8%
% of FP17s for the same patient ID Re-attending between 3 & 9 months - Adults	415	822	50.5%	51.3%	53.3%	51.0%
% of FP17s for Band 1 Urgent Courses	106	1,047	10.1%	10.1%	9.0%	9.0%
% of FP17s Relating to Free Repair or Replacements	2	1,047	0.2%	0.8%	1.0%	0.8%
% of FP17s Relating to Continuations	0	1,047	0.0%	0.9%	1.0%	0.9%
% of Patients satisfied with the dentistry they have received	0	0	N/A	95.3%	93.8%	93.2%
% of Patients satisfied with the time they had to wait for an appointment	0	0	N/A	89.3%	89.4%	88.3%

* This is based on patients treated on this contract for their most recent course of treatment. Figures in italics indicate the base number of FP17s or Patient Questionnaire responses are less than 100. N/A is shown where the base number of responses is less than 10 during the period. % is calculated as Quantity/Base number*100

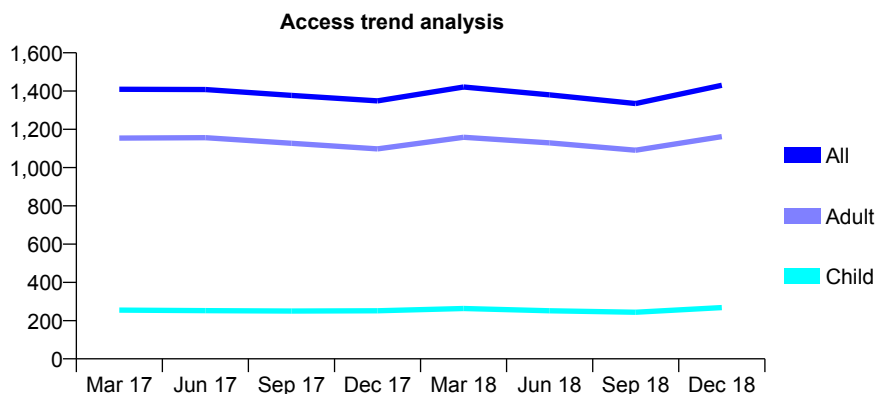
Q46 - Vital Signs At a Glance Contract Report for 682365/0013 - December 2018

Name or company name	MR QM JAFFRI
Contract type name	GDS Contract
Purpose of contract	General
Contract start date	01/01/2015
Contract end date	

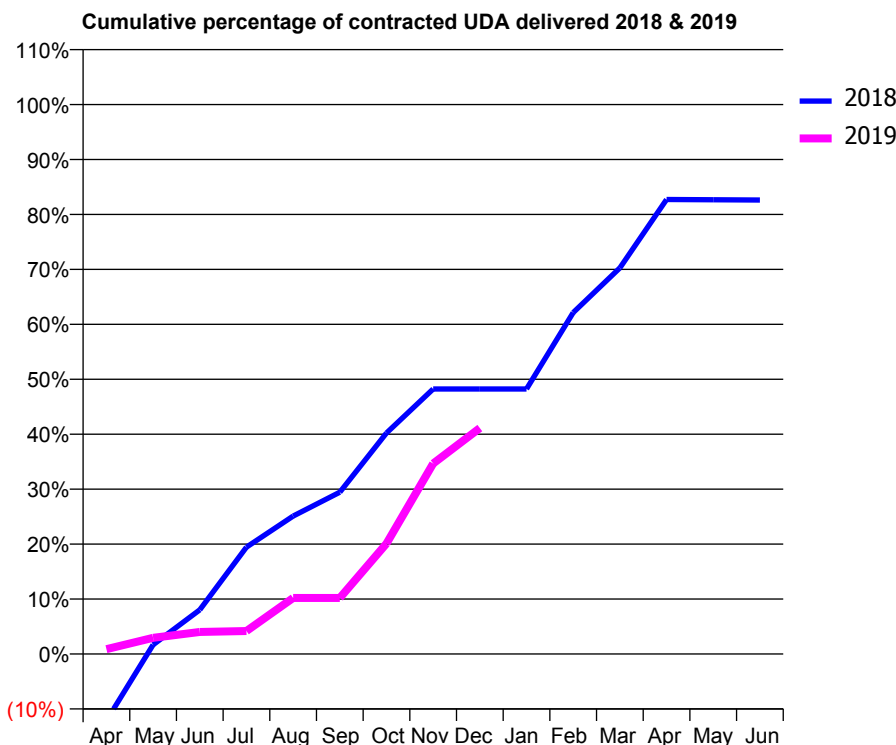
18/19 Contracted general activity (UDA)	4,694
Carry forward general activity (UDA)	0
18/19 Contracted orthodontic activity (UOA)	0
Carry forward orthodontic activity (UOA)	0
Baseline contract value	£114,735.38

ACCESS*

Patients seen in 24 months	Total	Change since previous quarter
Quarter ending December 2017	1,349	
Quarter ending March 2018	1,421	↑
Quarter ending June 2018	1,380	↓
Quarter ending September 2018	1,335	↓
Quarter ending December 2018	1,430	↑
Variance since December 2017	6.0%	↑



ACTIVITY



Month	Adjusted Scheduled Activity (UDA)	
	2018	2019
April	-570	42
May	79	138
June	377	189
July	913	196
August	1,178	479
September	1,382	479
October	1,889	944
November	2,263	1,628
December	2,263	1,931
January	2,263	
February	2,917	
March	3,298	
April	3,883	
May	3,881	
June	3,878	

QUALITY

	Quantity	Base Number	Contract	AT	Region	England
% of FP17s for the same patient ID Re-attending within 3 months - Children	58	427	13.6%	12.2%	12.3%	11.8%
% of FP17s for the same patient ID Re-attending within 3 months - Adults	142	1,436	9.9%	16.0%	15.8%	15.6%
% of FP17s for the same patient ID Re-attending between 3 & 9 months - Children	219	427	51.3%	58.0%	60.1%	58.8%
% of FP17s for the same patient ID Re-attending between 3 & 9 months - Adults	887	1,436	61.8%	51.3%	53.3%	51.0%
% of FP17s for Band 1 Urgent Courses	83	1,568	5.3%	10.1%	9.0%	9.0%
% of FP17s Relating to Free Repair or Replacements	4	1,568	0.3%	0.8%	1.0%	0.8%
% of FP17s Relating to Continuations	13	1,568	0.8%	0.9%	1.0%	0.9%
% of Patients satisfied with the dentistry they have received	0	0	N/A	95.3%	93.8%	93.2%
% of Patients satisfied with the time they had to wait for an appointment	0	0	N/A	89.3%	89.4%	88.3%

* This is based on patients treated on this contract for their most recent course of treatment. Figures in italics indicate the base number of FP17s or Patient Questionnaire responses are less than 100. N/A is shown where the base number of responses is less than 10 during the period. % is calculated as Quantity/Base number*100

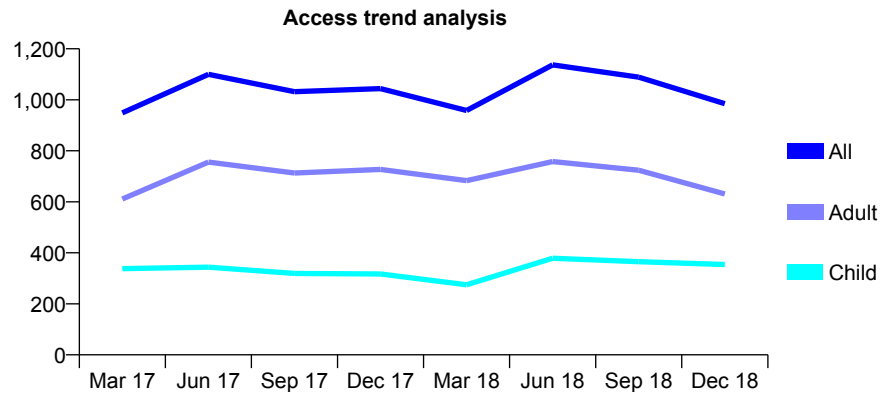
Q46 - Vital Signs At a Glance Contract Report for 683728/0001 - December 2018

Name or company name	MR N KHALID
Contract type name	GDS Contract
Purpose of contract	General
Contract start date	01/11/2014
Contract end date	

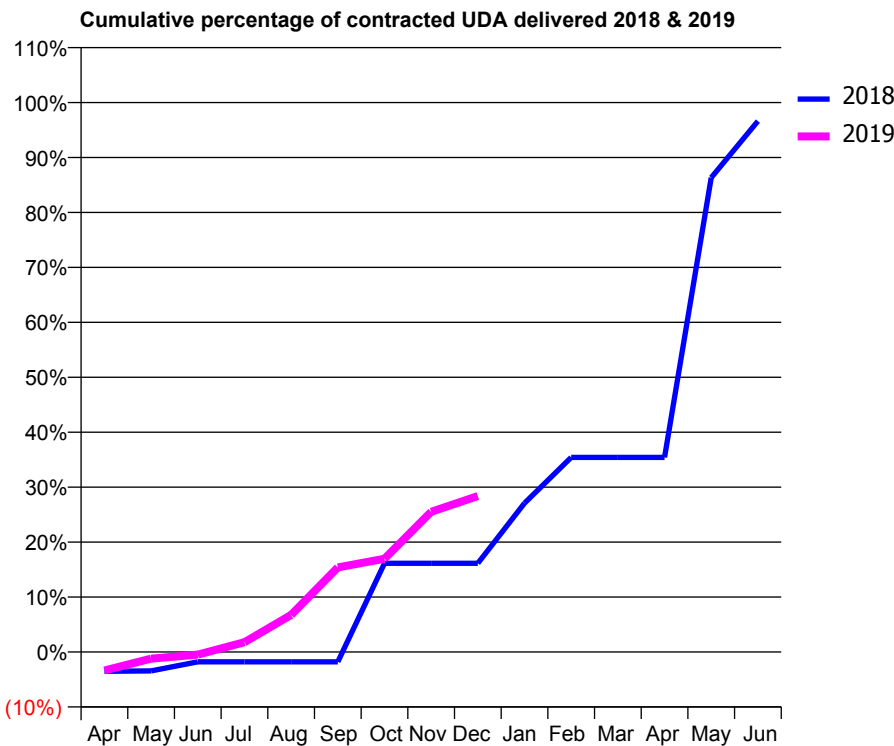
18/19 Contracted general activity (UDA)	4,751
Carry forward general activity (UDA)	161
18/19 Contracted orthodontic activity (UOA)	0
Carry forward orthodontic activity (UOA)	0
Baseline contract value	£161,497.15

ACCESS*

Patients seen in 24 months	Total	Change since previous quarter
Quarter ending December 2017	1,044	
Quarter ending March 2018	958	↓
Quarter ending June 2018	1,137	↑
Quarter ending September 2018	1,089	↓
Quarter ending December 2018	985	↓
Variance since December 2017	(5.7%)	↓



ACTIVITY



Month	Adjusted Scheduled Activity (UDA)	
	2018	2019
April	-168	-161
May	-164	-58
June	-86	-24
July	-86	85
August	-86	321
September	-86	731
October	768	806
November	768	1,212
December	768	1,348
January	1,287	
February	1,683	
March	1,683	
April	1,683	
May	4,101	
June	4,590	

QUALITY

	Quantity	Base Number	Contract	AT	Region	England
% of FP17s for the same patient ID Re-attending within 3 months - Children	31	438	7.1%	12.2%	12.3%	11.8%
% of FP17s for the same patient ID Re-attending within 3 months - Adults	69	527	13.1%	16.0%	15.8%	15.6%
% of FP17s for the same patient ID Re-attending between 3 & 9 months - Children	176	438	40.2%	58.0%	60.1%	58.8%
% of FP17s for the same patient ID Re-attending between 3 & 9 months - Adults	183	527	34.7%	51.3%	53.3%	51.0%
% of FP17s for Band 1 Urgent Courses	22	411	5.4%	10.1%	9.0%	9.0%
% of FP17s Relating to Free Repair or Replacements	0	411	0.0%	0.8%	1.0%	0.8%
% of FP17s Relating to Continuations	19	411	4.6%	0.9%	1.0%	0.9%
% of Patients satisfied with the dentistry they have received	2	4	N/A	95.3%	93.8%	93.2%
% of Patients satisfied with the time they had to wait for an appointment	3	4	N/A	89.3%	89.4%	88.3%

* This is based on patients treated on this contract for their most recent course of treatment. Figures in italics indicate the base number of FP17s or Patient Questionnaire responses are less than 100. N/A is shown where the base number of responses is less than 10 during the period. % is calculated as Quantity/Base number*100

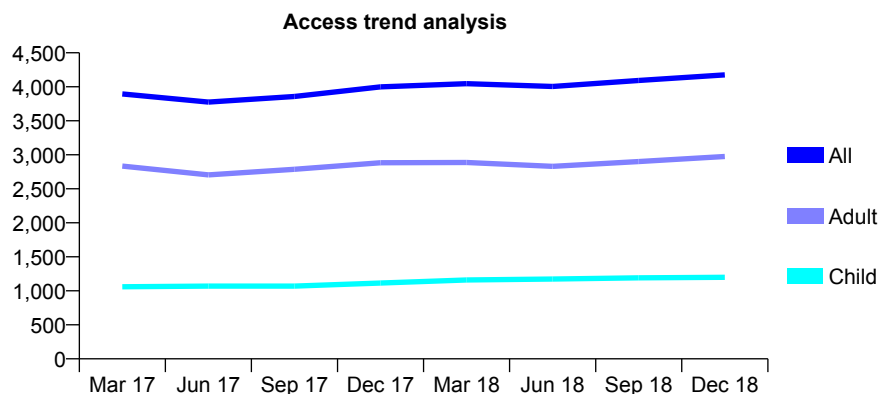
Q46 - Vital Signs At a Glance Contract Report for 683833/0001 - December 2018

Name or company name	MR N ARIF
Contract type name	GDS Contract
Purpose of contract	General
Contract start date	19/12/2012
Contract end date	

18/19 Contracted general activity (UDA)	9,892
Carry forward general activity (UDA)	4
18/19 Contracted orthodontic activity (UOA)	0
Carry forward orthodontic activity (UOA)	0
Baseline contract value	£240,530.25

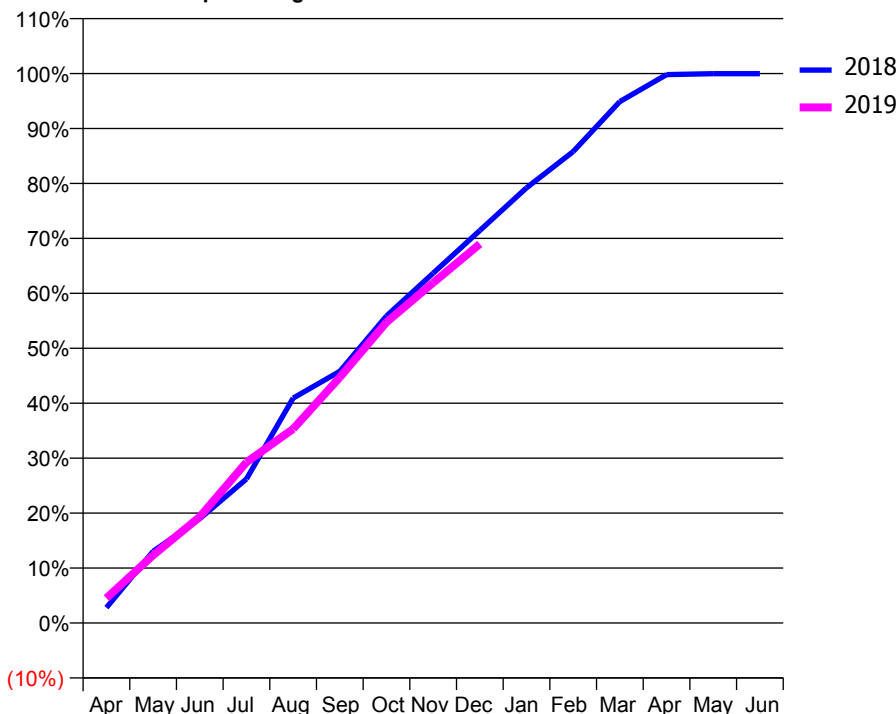
ACCESS*

Patients seen in 24 months	Total	Change since previous quarter
Quarter ending December 2017	3,999	
Quarter ending March 2018	4,047	→
Quarter ending June 2018	4,004	↓
Quarter ending September 2018	4,093	↑
Quarter ending December 2018	4,175	↑
Variance since December 2017	4.4%	↑



ACTIVITY

Cumulative percentage of contracted UDA delivered 2018 & 2019



Month	Adjusted Scheduled Activity (UDA)	
	2018	2019
April	276	447
May	1,289	1,221
June	1,878	1,912
July	2,594	2,894
August	4,049	3,493
September	4,530	4,423
October	5,527	5,414
November	6,298	6,125
December	7,065	6,822
January	7,833	
February	8,487	
March	9,387	
April	9,872	
May	9,888	
June	9,888	

QUALITY

	Quantity	Base Number	Contract	AT	Region	England
% of FP17s for the same patient ID Re-attending within 3 months - Children	75	1,304	5.8%	12.2%	12.3%	11.8%
% of FP17s for the same patient ID Re-attending within 3 months - Adults	350	2,386	14.7%	16.0%	15.8%	15.6%
% of FP17s for the same patient ID Re-attending between 3 & 9 months - Children	833	1,304	63.9%	58.0%	60.1%	58.8%
% of FP17s for the same patient ID Re-attending between 3 & 9 months - Adults	1,023	2,386	42.9%	51.3%	53.3%	51.0%
% of FP17s for Band 1 Urgent Courses	198	3,475	5.7%	10.1%	9.0%	9.0%
% of FP17s Relating to Free Repair or Replacements	24	3,475	0.7%	0.8%	1.0%	0.8%
% of FP17s Relating to Continuations	66	3,475	1.9%	0.9%	1.0%	0.9%
% of Patients satisfied with the dentistry they have received	0	0	N/A	95.3%	93.8%	93.2%
% of Patients satisfied with the time they had to wait for an appointment	0	0	N/A	89.3%	89.4%	88.3%

* This is based on patients treated on this contract for their most recent course of treatment. Figures in italics indicate the base number of FP17s or Patient Questionnaire responses are less than 100. N/A is shown where the base number of responses is less than 10 during the period. % is calculated as Quantity/Base number*100

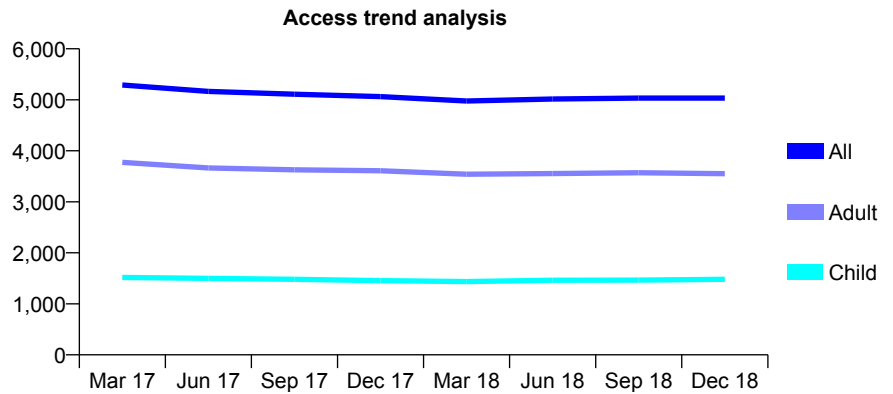
Q46 - Vital Signs At a Glance Contract Report for 684422/0001 - December 2018

Name or company name	MISS R AGGARWAL
Contract type name	GDS Contract
Purpose of contract	General
Contract start date	01/04/2006
Contract end date	

18/19 Contracted general activity (UDA)	16,100
Carry forward general activity (UDA)	-109
18/19 Contracted orthodontic activity (UOA)	0
Carry forward orthodontic activity (UOA)	0
Baseline contract value	£461,705.30

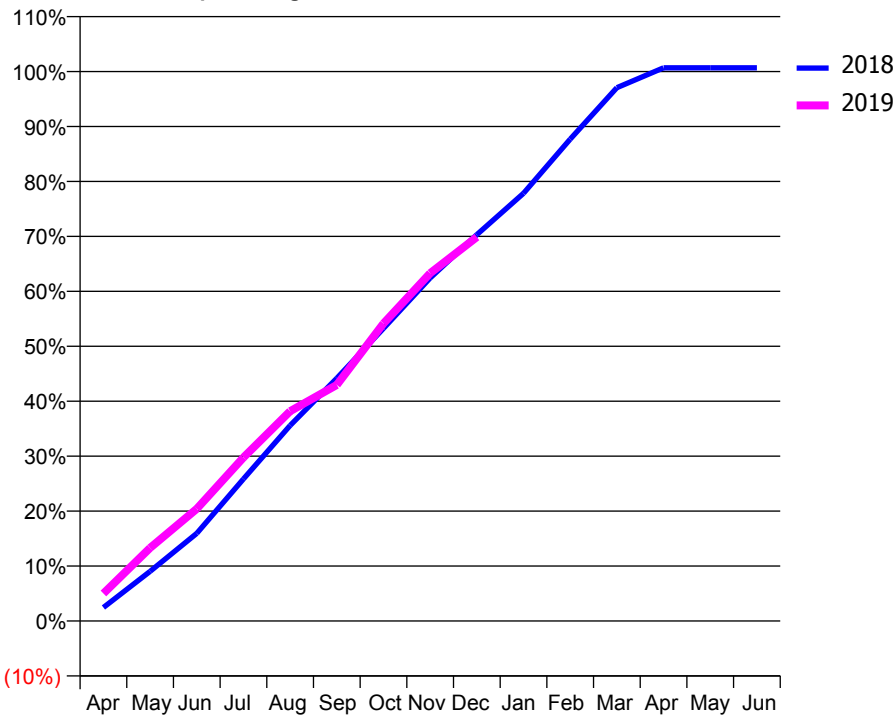
ACCESS*

Patients seen in 24 months	Total	Change since previous quarter
Quarter ending December 2017	5,062	
Quarter ending March 2018	4,977	↓
Quarter ending June 2018	5,015	→
Quarter ending September 2018	5,035	→
Quarter ending December 2018	5,034	→
Variance since December 2017	(0.6%)	→



ACTIVITY

Cumulative percentage of contracted UDA delivered 2018 & 2019



Month	Adjusted Scheduled Activity (UDA)	
	2018	2019
April	396	805
May	1,454	2,144
June	2,569	3,289
July	4,164	4,790
August	5,729	6,146
September	7,113	6,918
October	8,575	8,718
November	10,049	10,191
December	11,322	11,248
January	12,531	
February	14,117	
March	15,627	
April	16,208	
May	16,208	
June	16,209	

QUALITY

	Quantity	Base Number	Contract	AT	Region	England
% of FP17s for the same patient ID Re-attending within 3 months - Children	104	1,740	6.0%	12.2%	12.3%	11.8%
% of FP17s for the same patient ID Re-attending within 3 months - Adults	352	4,067	8.7%	16.0%	15.8%	15.6%
% of FP17s for the same patient ID Re-attending between 3 & 9 months - Children	1,169	1,740	67.2%	58.0%	60.1%	58.8%
% of FP17s for the same patient ID Re-attending between 3 & 9 months - Adults	2,767	4,067	68.0%	51.3%	53.3%	51.0%
% of FP17s for Band 1 Urgent Courses	170	5,552	3.1%	10.1%	9.0%	9.0%
% of FP17s Relating to Free Repair or Replacements	69	5,552	1.2%	0.8%	1.0%	0.8%
% of FP17s Relating to Continuations	33	5,552	0.6%	0.9%	1.0%	0.9%
% of Patients satisfied with the dentistry they have received	0	0	N/A	95.3%	93.8%	93.2%
% of Patients satisfied with the time they had to wait for an appointment	0	0	N/A	89.3%	89.4%	88.3%

* This is based on patients treated on this contract for their most recent course of treatment. Figures in italics indicate the base number of FP17s or Patient Questionnaire responses are less than 100. N/A is shown where the base number of responses is less than 10 during the period. % is calculated as Quantity/Base number*100

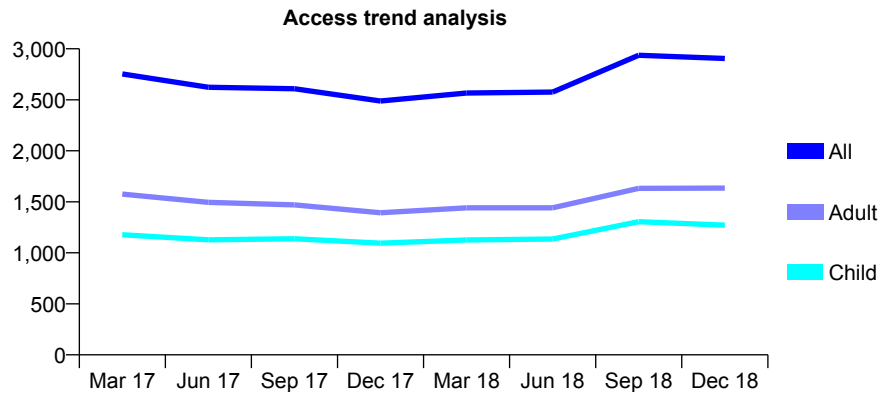
Q46 - Vital Signs At a Glance Contract Report for 685259/0001 - December 2018

Name or company name	MR N MOHAMMAD
Contract type name	GDS Contract
Purpose of contract	General
Contract start date	01/04/2006
Contract end date	

18/19 Contracted general activity (UDA)	6,949
Carry forward general activity (UDA)	0
18/19 Contracted orthodontic activity (UOA)	0
Carry forward orthodontic activity (UOA)	0
Baseline contract value	£195,202.43

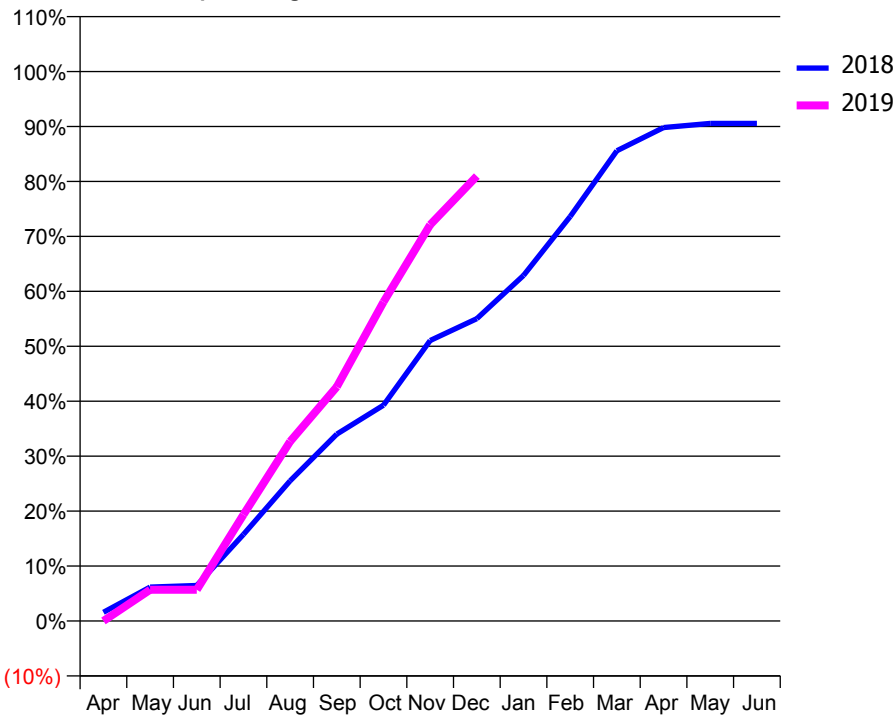
ACCESS*

Patients seen in 24 months	Total	Change since previous quarter
Quarter ending December 2017	2,488	
Quarter ending March 2018	2,567	↑
Quarter ending June 2018	2,576	→
Quarter ending September 2018	2,937	↑
Quarter ending December 2018	2,905	↓
Variance since December 2017	16.8%	↑



ACTIVITY

Cumulative percentage of contracted UDA delivered 2018 & 2019



Month	Adjusted Scheduled Activity (UDA)	
	2018	2019
April	111	0
May	430	395
June	450	395
July	1,095	1,345
August	1,773	2,270
September	2,364	2,962
October	2,729	4,034
November	3,547	5,010
December	3,824	5,627
January	4,370	
February	5,116	
March	5,946	
April	6,240	
May	6,292	
June	6,292	

QUALITY

	Quantity	Base Number	Contract	AT	Region	England
% of FP17s for the same patient ID Re-attending within 3 months - Children	138	1,581	8.7%	12.2%	12.3%	11.8%
% of FP17s for the same patient ID Re-attending within 3 months - Adults	185	1,750	10.6%	16.0%	15.8%	15.6%
% of FP17s for the same patient ID Re-attending between 3 & 9 months - Children	696	1,581	44.0%	58.0%	60.1%	58.8%
% of FP17s for the same patient ID Re-attending between 3 & 9 months - Adults	733	1,750	41.9%	51.3%	53.3%	51.0%
% of FP17s for Band 1 Urgent Courses	211	2,983	7.1%	10.1%	9.0%	9.0%
% of FP17s Relating to Free Repair or Replacements	3	2,983	0.1%	0.8%	1.0%	0.8%
% of FP17s Relating to Continuations	8	2,983	0.3%	0.9%	1.0%	0.9%
% of Patients satisfied with the dentistry they have received	0	0	N/A	95.3%	93.8%	93.2%
% of Patients satisfied with the time they had to wait for an appointment	0	0	N/A	89.3%	89.4%	88.3%

* This is based on patients treated on this contract for their most recent course of treatment. Figures in italics indicate the base number of FP17s or Patient Questionnaire responses are less than 100. N/A is shown where the base number of responses is less than 10 during the period. % is calculated as Quantity/Base number*100

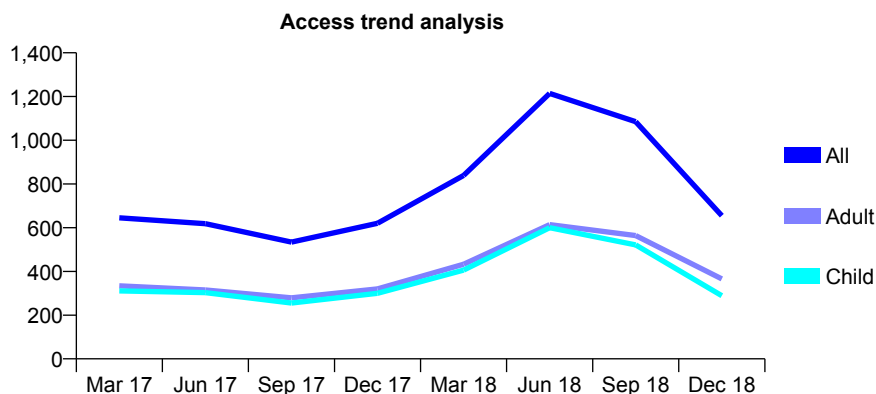
Q46 - Vital Signs At a Glance Contract Report for 685259/0002 - December 2018

Name or company name	MR N MOHAMMAD
Contract type name	GDS Contract
Purpose of contract	General
Contract start date	04/02/2008
Contract end date	

18/19 Contracted general activity (UDA)	1,900
Carry forward general activity (UDA)	38
18/19 Contracted orthodontic activity (UOA)	0
Carry forward orthodontic activity (UOA)	0
Baseline contract value	£45,713.41

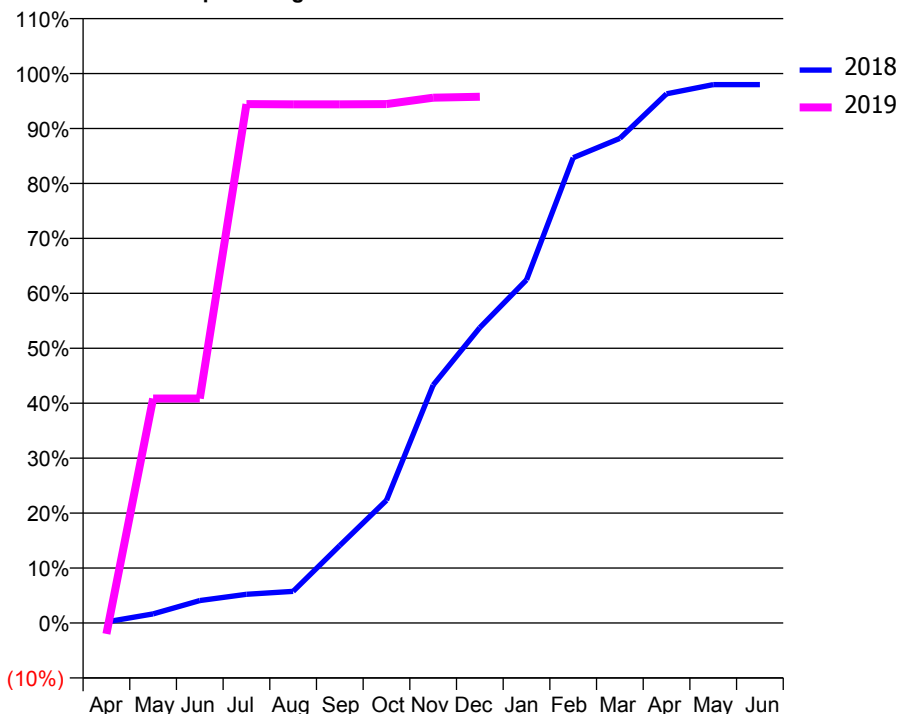
ACCESS*

Patients seen in 24 months	Total	Change since previous quarter
Quarter ending December 2017	620	
Quarter ending March 2018	839	↑
Quarter ending June 2018	1,214	↑
Quarter ending September 2018	1,085	↓
Quarter ending December 2018	655	↓
Variance since December 2017	5.6%	↑



ACTIVITY

Cumulative percentage of contracted UDA delivered 2018 & 2019



Month	Adjusted Scheduled Activity (UDA)	
	2018	2019
April	4	-38
May	32	776
June	78	776
July	99	1,794
August	109	1,793
September	268	1,793
October	425	1,794
November	823	1,816
December	1,021	1,819
January	1,186	
February	1,609	
March	1,676	
April	1,830	
May	1,862	
June	1,862	

QUALITY

	Quantity	Base Number	Contract	AT	Region	England
% of FP17s for the same patient ID Re-attending within 3 months - Children	24	467	5.1%	12.2%	12.3%	11.8%
% of FP17s for the same patient ID Re-attending within 3 months - Adults	25	439	5.7%	16.0%	15.8%	15.6%
% of FP17s for the same patient ID Re-attending between 3 & 9 months - Children	90	467	19.3%	58.0%	60.1%	58.8%
% of FP17s for the same patient ID Re-attending between 3 & 9 months - Adults	71	439	16.2%	51.3%	53.3%	51.0%
% of FP17s for Band 1 Urgent Courses	77	802	9.6%	10.1%	9.0%	9.0%
% of FP17s Relating to Free Repair or Replacements	0	802	0.0%	0.8%	1.0%	0.8%
% of FP17s Relating to Continuations	1	802	0.1%	0.9%	1.0%	0.9%
% of Patients satisfied with the dentistry they have received	0	0	N/A	95.3%	93.8%	93.2%
% of Patients satisfied with the time they had to wait for an appointment	0	0	N/A	89.3%	89.4%	88.3%

* This is based on patients treated on this contract for their most recent course of treatment. Figures in italics indicate the base number of FP17s or Patient Questionnaire responses are less than 100. N/A is shown where the base number of responses is less than 10 during the period. % is calculated as Quantity/Base number*100

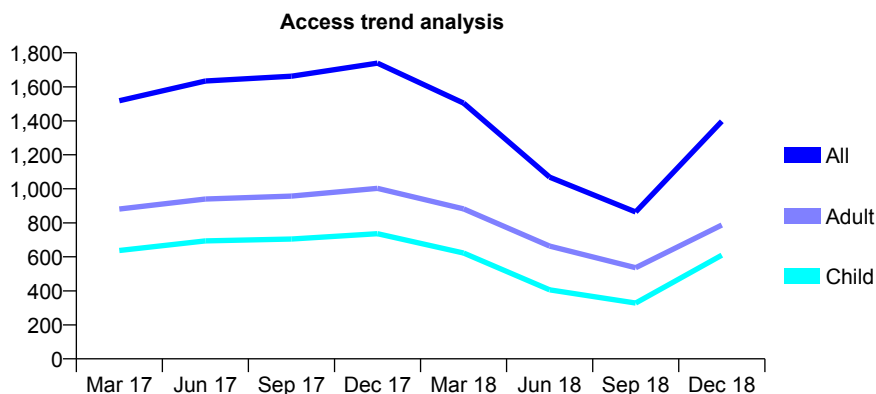
Q46 - Vital Signs At a Glance Contract Report for 685259/0003 - December 2018

Name or company name	MR N MOHAMMAD
Contract type name	GDS Contract
Purpose of contract	General
Contract start date	01/08/2008
Contract end date	

18/19 Contracted general activity (UDA)	4,000
Carry forward general activity (UDA)	165
18/19 Contracted orthodontic activity (UOA)	0
Carry forward orthodontic activity (UOA)	0
Baseline contract value	£110,525.61

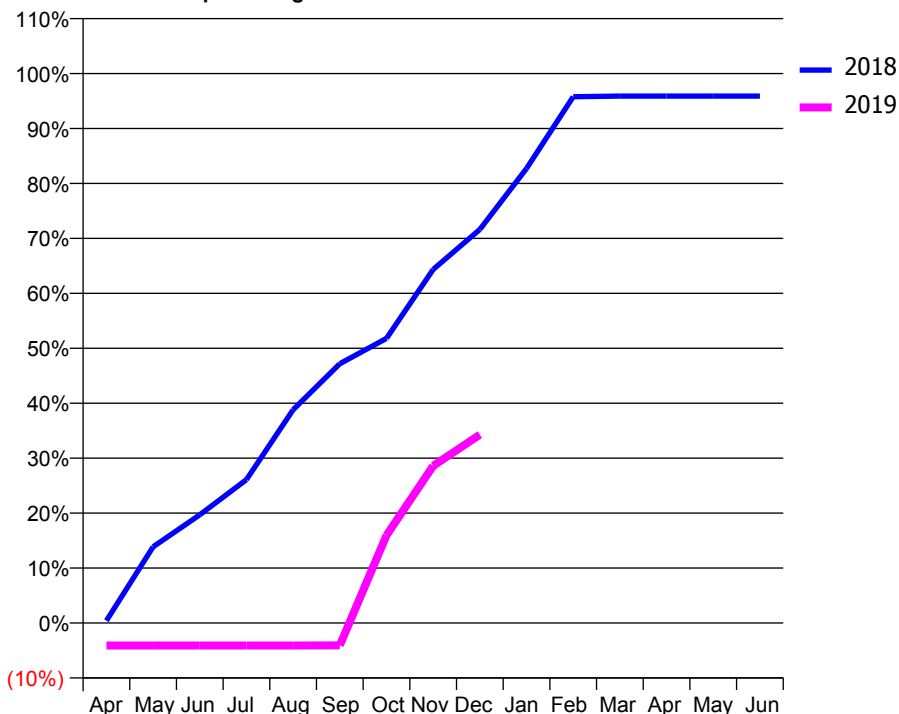
ACCESS*

Patients seen in 24 months	Total	Change since previous quarter
Quarter ending December 2017	1,739	
Quarter ending March 2018	1,504	↓
Quarter ending June 2018	1,069	↓
Quarter ending September 2018	864	↓
Quarter ending December 2018	1,397	↑
Variance since December 2017	(19.7%)	↓



ACTIVITY

Cumulative percentage of contracted UDA delivered 2018 & 2019



Month	Adjusted Scheduled Activity (UDA)	
	2018	2019
April	17	-165
May	555	-165
June	787	-165
July	1,044	-165
August	1,553	-165
September	1,887	-164
October	2,072	638
November	2,574	1,144
December	2,865	1,371
January	3,309	
February	3,830	
March	3,835	
April	3,835	
May	3,835	
June	3,835	

QUALITY

	Quantity	Base Number	Contract	AT	Region	England
% of FP17s for the same patient ID Re-attending within 3 months - Children	57	663	8.6%	12.2%	12.3%	11.8%
% of FP17s for the same patient ID Re-attending within 3 months - Adults	19	658	2.9%	16.0%	15.8%	15.6%
% of FP17s for the same patient ID Re-attending between 3 & 9 months - Children	192	663	29.0%	58.0%	60.1%	58.8%
% of FP17s for the same patient ID Re-attending between 3 & 9 months - Adults	200	658	30.4%	51.3%	53.3%	51.0%
% of FP17s for Band 1 Urgent Courses	43	1,321	3.3%	10.1%	9.0%	9.0%
% of FP17s Relating to Free Repair or Replacements	1	1,321	0.1%	0.8%	1.0%	0.8%
% of FP17s Relating to Continuations	0	1,321	0.0%	0.9%	1.0%	0.9%
% of Patients satisfied with the dentistry they have received	0	0	N/A	95.3%	93.8%	93.2%
% of Patients satisfied with the time they had to wait for an appointment	0	0	N/A	89.3%	89.4%	88.3%

* This is based on patients treated on this contract for their most recent course of treatment. Figures in italics indicate the base number of FP17s or Patient Questionnaire responses are less than 100. N/A is shown where the base number of responses is less than 10 during the period. % is calculated as Quantity/Base number*100

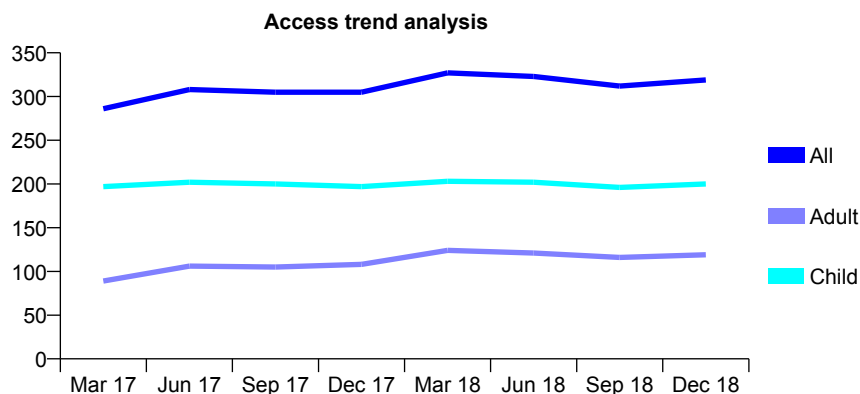
Q46 - Vital Signs At a Glance Contract Report for 686522/0001 - December 2018

Name or company name	MR AC BRISTOW
Contract type name	GDS Contract
Purpose of contract	General
Contract start date	01/04/2006
Contract end date	

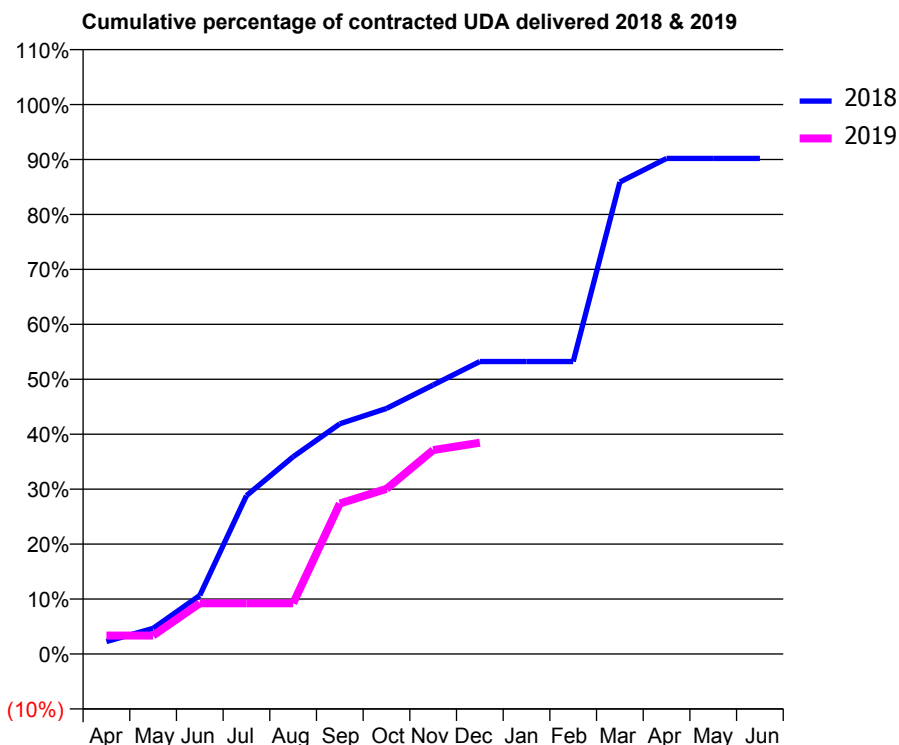
18/19 Contracted general activity (UDA)	750
Carry forward general activity (UDA)	0
18/19 Contracted orthodontic activity (UOA)	0
Carry forward orthodontic activity (UOA)	0
Baseline contract value	£15,447.65

ACCESS*

Patients seen in 24 months	Total	Change since previous quarter
Quarter ending December 2017	305	
Quarter ending March 2018	327	↑
Quarter ending June 2018	323	↓
Quarter ending September 2018	312	↓
Quarter ending December 2018	319	↑
Variance since December 2017	4.6%	↑



ACTIVITY



Month	Adjusted Scheduled Activity (UDA)	
	2018	2019
April	17	25
May	35	25
June	80	69
July	216	69
August	269	69
September	314	205
October	335	225
November	367	278
December	399	288
January	399	
February	399	
March	644	
April	676	
May	676	
June	676	

QUALITY

	Quantity	Base Number	Contract	AT	Region	England
% of FP17s for the same patient ID Re-attending within 3 months - Children	3	201	1.5%	12.2%	12.3%	11.8%
% of FP17s for the same patient ID Re-attending within 3 months - Adults	5	58	8.6%	16.0%	15.8%	15.6%
% of FP17s for the same patient ID Re-attending between 3 & 9 months - Children	129	201	64.2%	58.0%	60.1%	58.8%
% of FP17s for the same patient ID Re-attending between 3 & 9 months - Adults	33	58	56.9%	51.3%	53.3%	51.0%
% of FP17s for Band 1 Urgent Courses	2	231	0.9%	10.1%	9.0%	9.0%
% of FP17s Relating to Free Repair or Replacements	1	231	0.4%	0.8%	1.0%	0.8%
% of FP17s Relating to Continuations	1	231	0.4%	0.9%	1.0%	0.9%
% of Patients satisfied with the dentistry they have received	0	0	N/A	95.3%	93.8%	93.2%
% of Patients satisfied with the time they had to wait for an appointment	0	0	N/A	89.3%	89.4%	88.3%

* This is based on patients treated on this contract for their most recent course of treatment. Figures in italics indicate the base number of FP17s or Patient Questionnaire responses are less than 100. N/A is shown where the base number of responses is less than 10 during the period. % is calculated as Quantity/Base number*100

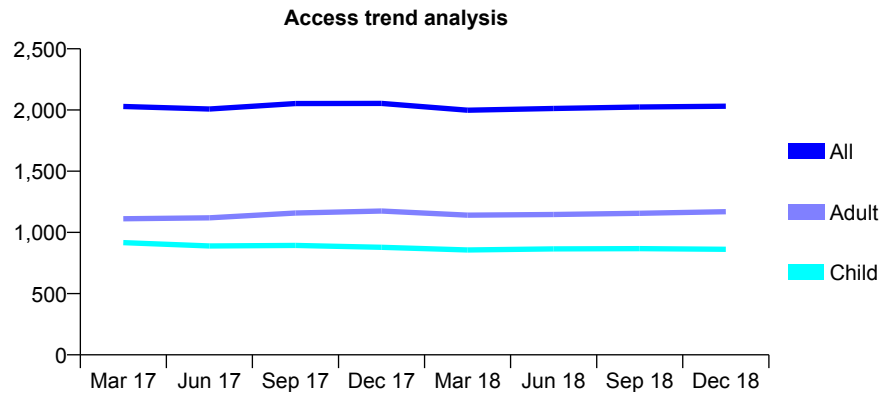
Q46 - Vital Signs At a Glance Contract Report for 688673/0001 - December 2018

Name or company name	MRS S CHOUDHURY
Contract type name	GDS Contract
Purpose of contract	General
Contract start date	01/02/2015
Contract end date	

18/19 Contracted general activity (UDA)	6,323
Carry forward general activity (UDA)	-28
18/19 Contracted orthodontic activity (UOA)	0
Carry forward orthodontic activity (UOA)	0
Baseline contract value	£169,741.24

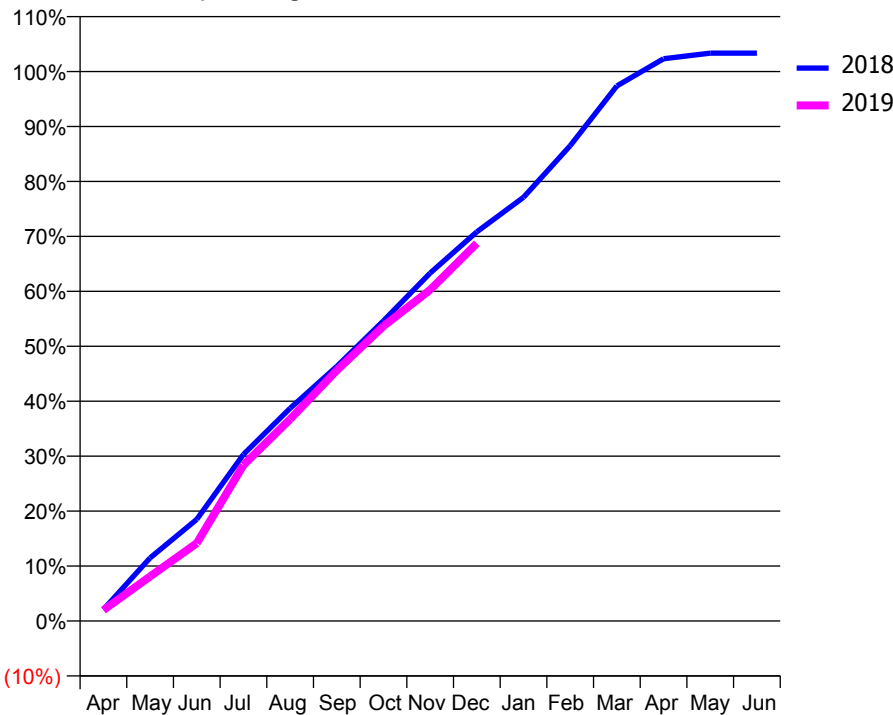
ACCESS*

Patients seen in 24 months	Total	Change since previous quarter
Quarter ending December 2017	2,054	
Quarter ending March 2018	1,998	↓
Quarter ending June 2018	2,012	→
Quarter ending September 2018	2,024	→
Quarter ending December 2018	2,031	→
Variance since December 2017	(1.1%)	↓



ACTIVITY

Cumulative percentage of contracted UDA delivered 2018 & 2019



Adjusted Scheduled Activity (UDA)		
Month	2018	2019
April	133	125
May	727	514
June	1,169	895
July	1,917	1,795
August	2,449	2,323
September	2,930	2,884
October	3,455	3,394
November	4,004	3,810
December	4,478	4,346
January	4,875	
February	5,469	
March	6,157	
April	6,469	
May	6,534	
June	6,534	

QUALITY

	Quantity	Base Number	Contract	AT	Region	England
% of FP17s for the same patient ID Re-attending within 3 months - Children	77	946	8.1%	12.2%	12.3%	11.8%
% of FP17s for the same patient ID Re-attending within 3 months - Adults	240	1,221	19.7%	16.0%	15.8%	15.6%
% of FP17s for the same patient ID Re-attending between 3 & 9 months - Children	570	946	60.3%	58.0%	60.1%	58.8%
% of FP17s for the same patient ID Re-attending between 3 & 9 months - Adults	585	1,221	47.9%	51.3%	53.3%	51.0%
% of FP17s for Band 1 Urgent Courses	154	2,021	7.6%	10.1%	9.0%	9.0%
% of FP17s Relating to Free Repair or Replacements	9	2,021	0.4%	0.8%	1.0%	0.8%
% of FP17s Relating to Continuations	17	2,021	0.8%	0.9%	1.0%	0.9%
% of Patients satisfied with the dentistry they have received	0	0	N/A	95.3%	93.8%	93.2%
% of Patients satisfied with the time they had to wait for an appointment	0	0	N/A	89.3%	89.4%	88.3%

* This is based on patients treated on this contract for their most recent course of treatment. Figures in italics indicate the base number of FP17s or Patient Questionnaire responses are less than 100. N/A is shown where the base number of responses is less than 10 during the period. % is calculated as Quantity/Base number*100

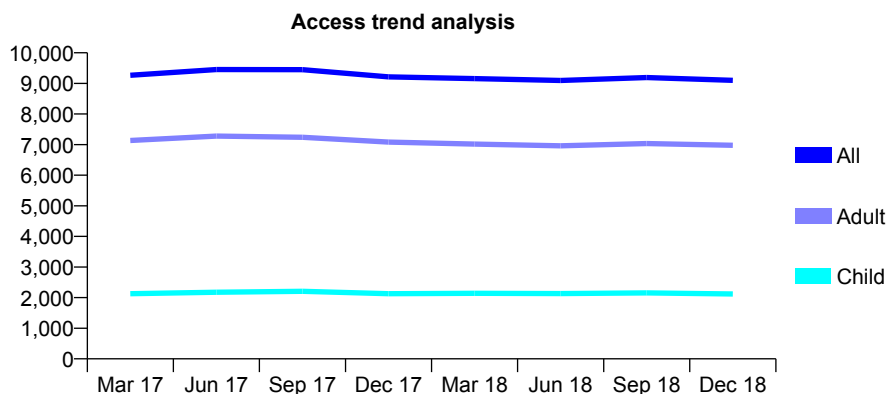
Q46 - Vital Signs At a Glance Contract Report for 709522/0001 - December 2018

Name or company name	MR SJ PATEL
Contract type name	GDS Contract
Purpose of contract	General
Contract start date	01/02/2015
Contract end date	

18/19 Contracted general activity (UDA)	27,224
Carry forward general activity (UDA)	957
18/19 Contracted orthodontic activity (UOA)	0
Carry forward orthodontic activity (UOA)	0
Baseline contract value	£832,567.54

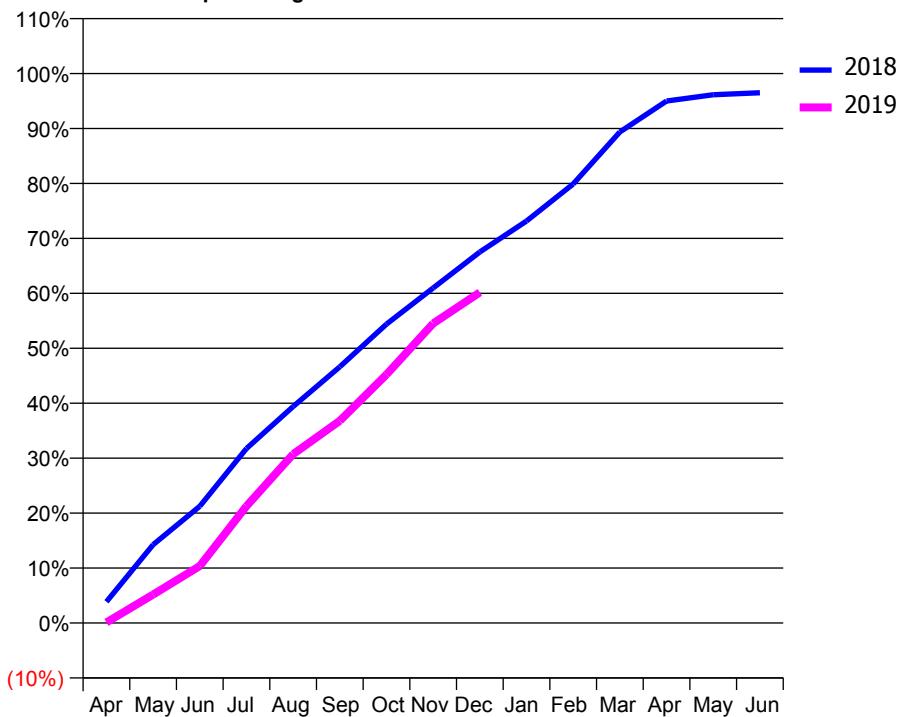
ACCESS*

Patients seen in 24 months	Total	Change since previous quarter
Quarter ending December 2017	9,213	
Quarter ending March 2018	9,157	→
Quarter ending June 2018	9,095	→
Quarter ending September 2018	9,192	→
Quarter ending December 2018	9,100	↓
Variance since December 2017	(1.2%)	↓



ACTIVITY

Cumulative percentage of contracted UDA delivered 2018 & 2019



Month	Adjusted Scheduled Activity (UDA)	
	2018	2019
April	1,057	32
May	3,883	1,413
June	5,786	2,826
July	8,644	5,787
August	10,724	8,368
September	12,694	10,021
October	14,806	12,313
November	16,598	14,844
December	18,381	16,379
January	19,918	
February	21,748	
March	24,326	
April	25,862	
May	26,171	
June	26,267	

QUALITY

	Quantity	Base Number	Contract	AT	Region	England
% of FP17s for the same patient ID Re-attending within 3 months - Children	128	2,318	5.5%	12.2%	12.3%	11.8%
% of FP17s for the same patient ID Re-attending within 3 months - Adults	773	6,919	11.2%	16.0%	15.8%	15.6%
% of FP17s for the same patient ID Re-attending between 3 & 9 months - Children	1,177	2,318	50.8%	58.0%	60.1%	58.8%
% of FP17s for the same patient ID Re-attending between 3 & 9 months - Adults	3,477	6,919	50.3%	51.3%	53.3%	51.0%
% of FP17s for Band 1 Urgent Courses	557	8,547	6.5%	10.1%	9.0%	9.0%
% of FP17s Relating to Free Repair or Replacements	39	8,547	0.5%	0.8%	1.0%	0.8%
% of FP17s Relating to Continuations	60	8,547	0.7%	0.9%	1.0%	0.9%
% of Patients satisfied with the dentistry they have received	1	1	N/A	95.3%	93.8%	93.2%
% of Patients satisfied with the time they had to wait for an appointment	1	1	N/A	89.3%	89.4%	88.3%

* This is based on patients treated on this contract for their most recent course of treatment. Figures in italics indicate the base number of FP17s or Patient Questionnaire responses are less than 100. N/A is shown where the base number of responses is less than 10 during the period. % is calculated as Quantity/Base number*100

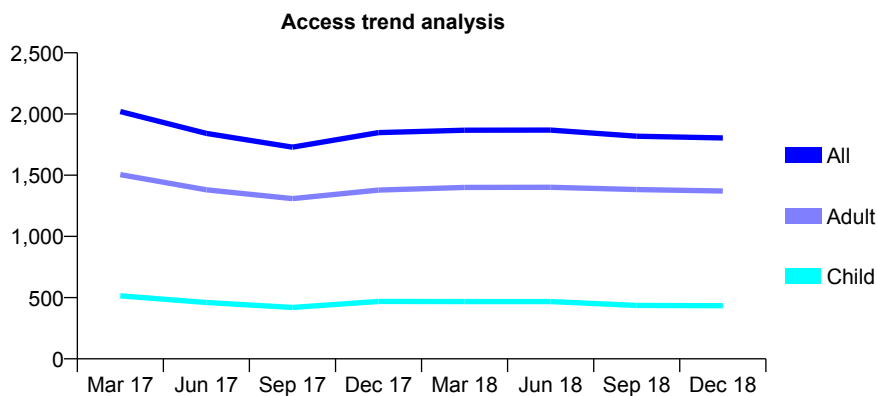
Q46 - Vital Signs At a Glance Contract Report for 709522/0002 - December 2018

Name or company name	MR SJ PATEL
Contract type name	GDS Contract
Purpose of contract	General
Contract start date	01/02/2015
Contract end date	

18/19 Contracted general activity (UDA)	6,300
Carry forward general activity (UDA)	0
18/19 Contracted orthodontic activity (UOA)	0
Carry forward orthodontic activity (UOA)	0
Baseline contract value	£158,390.49

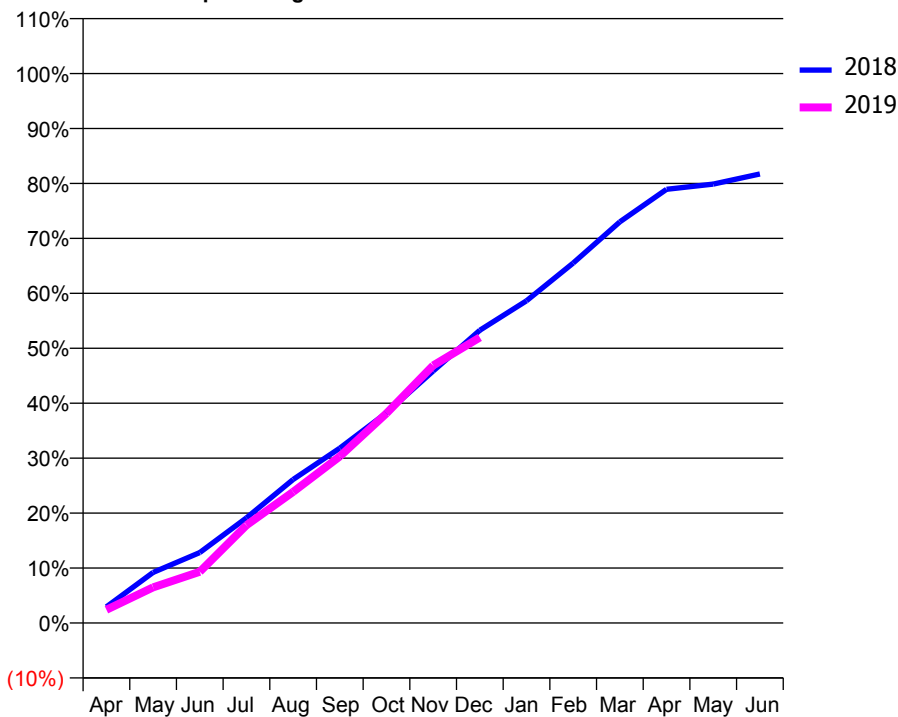
ACCESS*

Patients seen in 24 months	Total	Change since previous quarter
Quarter ending December 2017	1,848	
Quarter ending March 2018	1,868	→
Quarter ending June 2018	1,869	→
Quarter ending September 2018	1,819	↓
Quarter ending December 2018	1,805	→
Variance since December 2017	(2.3%)	↓



ACTIVITY

Cumulative percentage of contracted UDA delivered 2018 & 2019



Month	Adjusted Scheduled Activity (UDA)	
	2018	2019
April	185	152
May	581	408
June	808	588
July	1,205	1,122
August	1,645	1,504
September	2,005	1,910
October	2,411	2,404
November	2,888	2,952
December	3,357	3,274
January	3,694	
February	4,128	
March	4,600	
April	4,973	
May	5,033	
June	5,148	

QUALITY

	Quantity	Base Number	Contract	AT	Region	England
% of FP17s for the same patient ID Re-attending within 3 months - Children	19	498	3.8%	12.2%	12.3%	11.8%
% of FP17s for the same patient ID Re-attending within 3 months - Adults	105	1,390	7.6%	16.0%	15.8%	15.6%
% of FP17s for the same patient ID Re-attending between 3 & 9 months - Children	211	498	42.4%	58.0%	60.1%	58.8%
% of FP17s for the same patient ID Re-attending between 3 & 9 months - Adults	475	1,390	34.2%	51.3%	53.3%	51.0%
% of FP17s for Band 1 Urgent Courses	105	1,665	6.3%	10.1%	9.0%	9.0%
% of FP17s Relating to Free Repair or Replacements	15	1,665	0.9%	0.8%	1.0%	0.8%
% of FP17s Relating to Continuations	17	1,665	1.0%	0.9%	1.0%	0.9%
% of Patients satisfied with the dentistry they have received	0	0	N/A	95.3%	93.8%	93.2%
% of Patients satisfied with the time they had to wait for an appointment	0	0	N/A	89.3%	89.4%	88.3%

* This is based on patients treated on this contract for their most recent course of treatment. Figures in italics indicate the base number of FP17s or Patient Questionnaire responses are less than 100. N/A is shown where the base number of responses is less than 10 during the period. % is calculated as Quantity/Base number*100

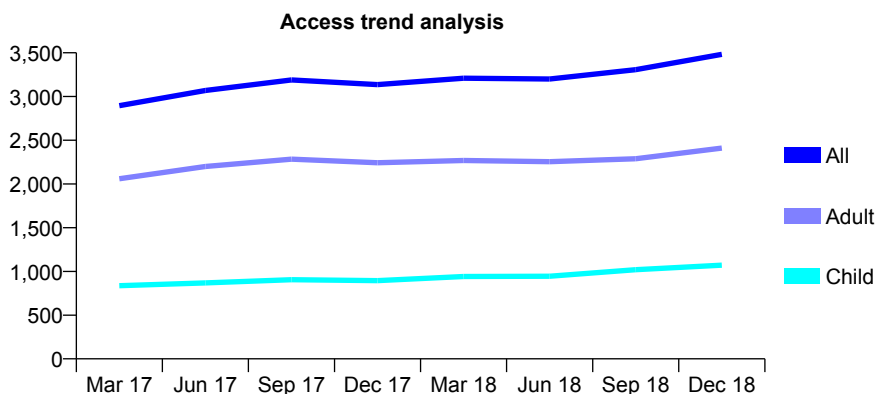
Q46 - Vital Signs At a Glance Contract Report for 718483/0001 - December 2018

Name or company name	MRS R MEHRA
Contract type name	GDS Contract
Purpose of contract	General
Contract start date	01/11/2015
Contract end date	

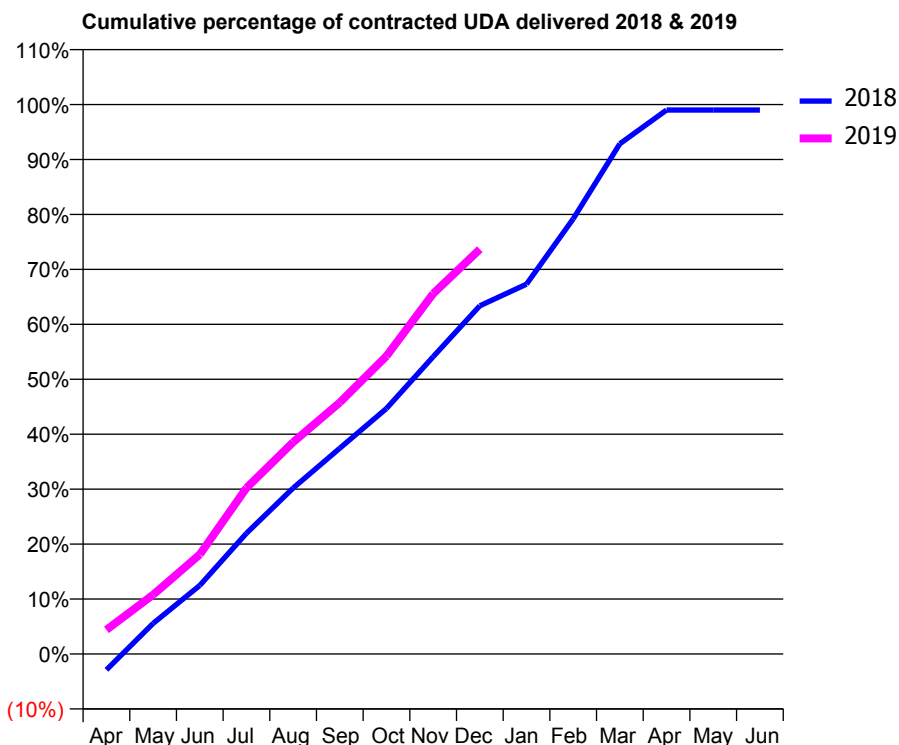
18/19 Contracted general activity (UDA)	9,767
Carry forward general activity (UDA)	-106
18/19 Contracted orthodontic activity (UOA)	0
Carry forward orthodontic activity (UOA)	0
Baseline contract value	£279,051.73

ACCESS*

Patients seen in 24 months	Total	Change since previous quarter
Quarter ending December 2017	3,137	
Quarter ending March 2018	3,210	↑
Quarter ending June 2018	3,200	→
Quarter ending September 2018	3,307	↑
Quarter ending December 2018	3,482	↑
Variance since December 2017	11.0%	↑



ACTIVITY



Month	Adjusted Scheduled Activity (UDA)	
	2018	2019
April	-283	431
May	543	1,053
June	1,220	1,769
July	2,147	2,952
August	2,950	3,765
September	3,658	4,471
October	4,366	5,296
November	5,285	6,406
December	6,189	7,194
January	6,573	
February	7,735	
March	9,069	
April	9,669	
May	9,669	
June	9,669	

QUALITY

	Quantity	Base Number	Contract	AT	Region	England
% of FP17s for the same patient ID Re-attending within 3 months - Children	142	1,020	13.9%	12.2%	12.3%	11.8%
% of FP17s for the same patient ID Re-attending within 3 months - Adults	647	2,482	26.1%	16.0%	15.8%	15.6%
% of FP17s for the same patient ID Re-attending between 3 & 9 months - Children	316	1,020	31.0%	58.0%	60.1%	58.8%
% of FP17s for the same patient ID Re-attending between 3 & 9 months - Adults	775	2,482	31.2%	51.3%	53.3%	51.0%
% of FP17s for Band 1 Urgent Courses	651	3,268	19.9%	10.1%	9.0%	9.0%
% of FP17s Relating to Free Repair or Replacements	67	3,268	2.1%	0.8%	1.0%	0.8%
% of FP17s Relating to Continuations	49	3,268	1.5%	0.9%	1.0%	0.9%
% of Patients satisfied with the dentistry they have received	2	2	N/A	95.3%	93.8%	93.2%
% of Patients satisfied with the time they had to wait for an appointment	1	2	N/A	89.3%	89.4%	88.3%

* This is based on patients treated on this contract for their most recent course of treatment. Figures in italics indicate the base number of FP17s or Patient Questionnaire responses are less than 100. N/A is shown where the base number of responses is less than 10 during the period. % is calculated as Quantity/Base number*100

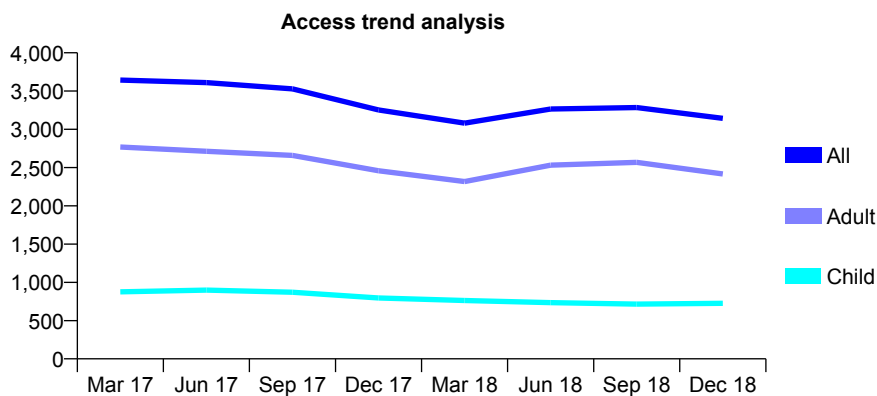
Q46 - Vital Signs At a Glance Contract Report for 729930/0001 - December 2018

Name or company name	MR RW BROWN
Contract type name	GDS Contract
Purpose of contract	General
Contract start date	01/04/2006
Contract end date	

18/19 Contracted general activity (UDA)	11,431
Carry forward general activity (UDA)	129
18/19 Contracted orthodontic activity (UOA)	0
Carry forward orthodontic activity (UOA)	0
Baseline contract value	£453,050.16

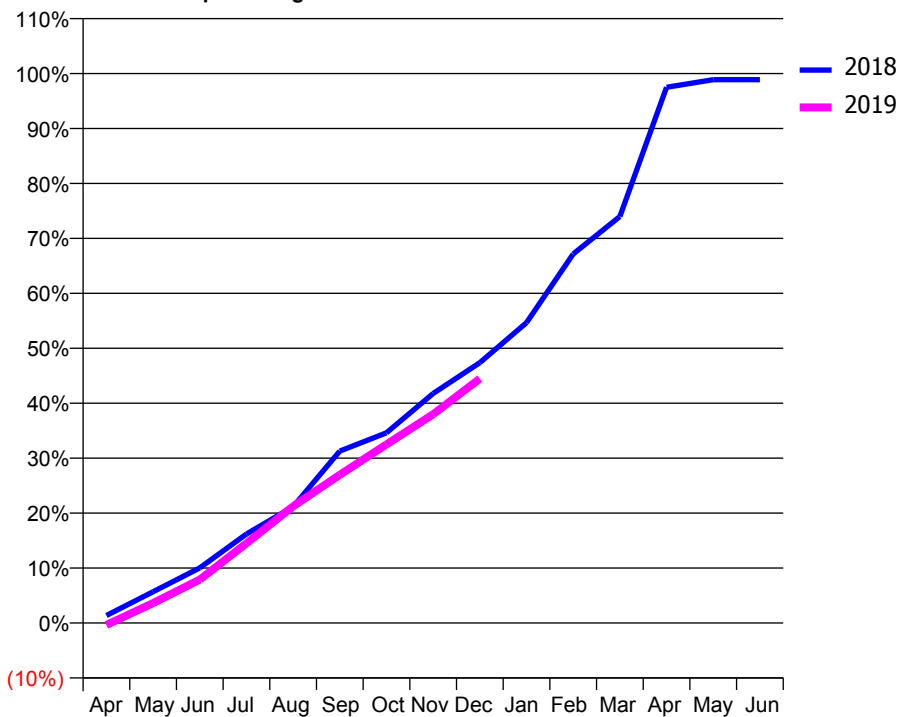
ACCESS*

Patients seen in 24 months	Total	Change since previous quarter
Quarter ending December 2017	3,254	
Quarter ending March 2018	3,080	↓
Quarter ending June 2018	3,266	↑
Quarter ending September 2018	3,284	→
Quarter ending December 2018	3,143	↓
Variance since December 2017	(3.4%)	↓



ACTIVITY

Cumulative percentage of contracted UDA delivered 2018 & 2019



Month	Adjusted Scheduled Activity (UDA)	
	2018	2019
April	158	-44
May	650	414
June	1,148	903
July	1,852	1,656
August	2,420	2,429
September	3,577	3,082
October	3,958	3,716
November	4,774	4,343
December	5,416	5,083
January	6,248	
February	7,677	
March	8,457	
April	11,144	
May	11,302	
June	11,302	

QUALITY

	Quantity	Base Number	Contract	AT	Region	England
% of FP17s for the same patient ID Re-attending within 3 months - Children	8	455	1.8%	12.2%	12.3%	11.8%
% of FP17s for the same patient ID Re-attending within 3 months - Adults	27	1,210	2.2%	16.0%	15.8%	15.6%
% of FP17s for the same patient ID Re-attending between 3 & 9 months - Children	97	455	21.3%	58.0%	60.1%	58.8%
% of FP17s for the same patient ID Re-attending between 3 & 9 months - Adults	123	1,210	10.2%	51.3%	53.3%	51.0%
% of FP17s for Band 1 Urgent Courses	4	1,215	0.3%	10.1%	9.0%	9.0%
% of FP17s Relating to Free Repair or Replacements	2	1,215	0.2%	0.8%	1.0%	0.8%
% of FP17s Relating to Continuations	4	1,215	0.3%	0.9%	1.0%	0.9%
% of Patients satisfied with the dentistry they have received	1	1	N/A	95.3%	93.8%	93.2%
% of Patients satisfied with the time they had to wait for an appointment	0	1	N/A	89.3%	89.4%	88.3%

* This is based on patients treated on this contract for their most recent course of treatment. Figures in italics indicate the base number of FP17s or Patient Questionnaire responses are less than 100. N/A is shown where the base number of responses is less than 10 during the period. % is calculated as Quantity/Base number*100

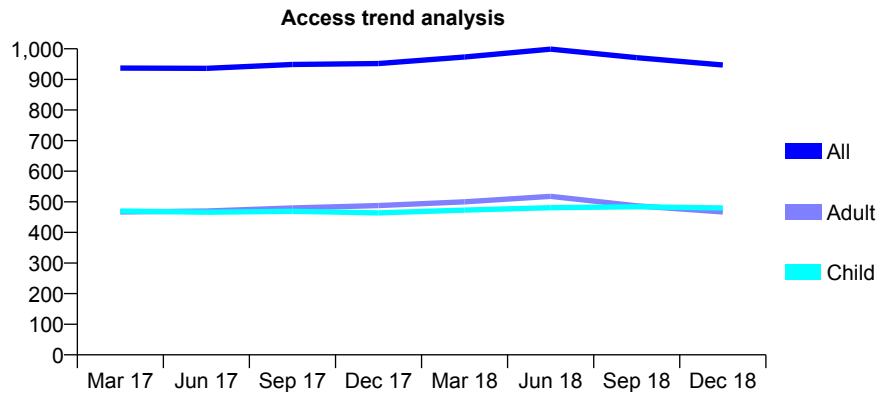
Q46 - Vital Signs At a Glance Contract Report for 731005/0001 - December 2018

Name or company name	MR JA COOPER
Contract type name	GDS Contract
Purpose of contract	General
Contract start date	01/04/2006
Contract end date	

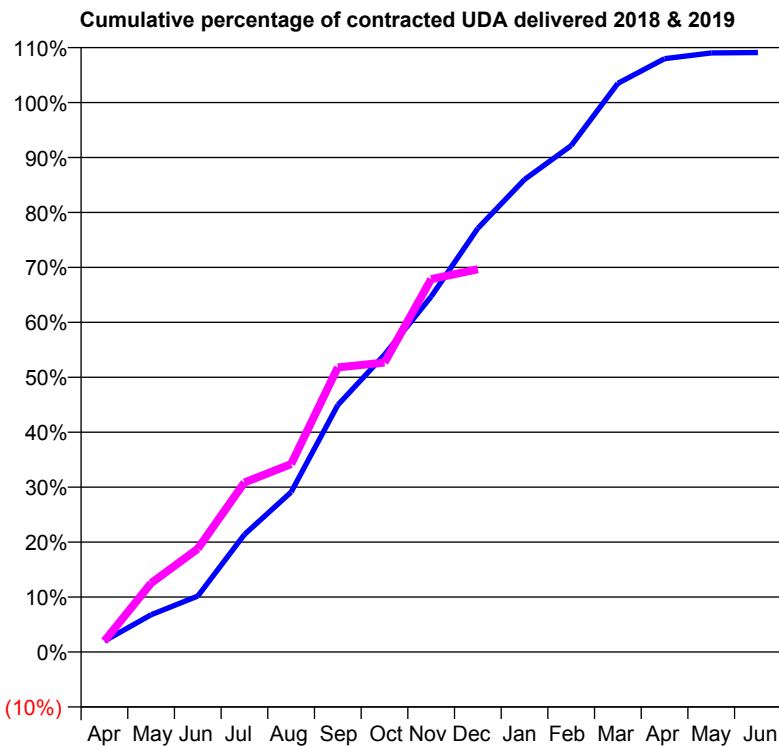
18/19 Contracted general activity (UDA)	3,737
Carry forward general activity (UDA)	-75
18/19 Contracted orthodontic activity (UOA)	0
Carry forward orthodontic activity (UOA)	0
Baseline contract value	£119,347.77

ACCESS*

Patients seen in 24 months	Total	Change since previous quarter
Quarter ending December 2017	952	
Quarter ending March 2018	973	↑
Quarter ending June 2018	999	↑
Quarter ending September 2018	971	↓
Quarter ending December 2018	947	↓
Variance since December 2017	(0.5%)	→



ACTIVITY



Adjusted Scheduled Activity (UDA)		
Month	2018	2019
April	75	75
May	254	469
June	381	702
July	799	1,153
August	1,087	1,279
September	1,680	1,936
October	2,021	1,968
November	2,417	2,536
December	2,881	2,603
January	3,213	
February	3,443	
March	3,867	
April	4,035	
May	4,074	
June	4,077	

QUALITY

	Quantity	Base Number	Contract	AT	Region	England
% of FP17s for the same patient ID Re-attending within 3 months - Children	93	683	13.6%	12.2%	12.3%	11.8%
% of FP17s for the same patient ID Re-attending within 3 months - Adults	91	406	22.4%	16.0%	15.8%	15.6%
% of FP17s for the same patient ID Re-attending between 3 & 9 months - Children	439	683	64.3%	58.0%	60.1%	58.8%
% of FP17s for the same patient ID Re-attending between 3 & 9 months - Adults	147	406	36.2%	51.3%	53.3%	51.0%
% of FP17s for Band 1 Urgent Courses	142	1,004	14.1%	10.1%	9.0%	9.0%
% of FP17s Relating to Free Repair or Replacements	0	1,004	0.0%	0.8%	1.0%	0.8%
% of FP17s Relating to Continuations	0	1,004	0.0%	0.9%	1.0%	0.9%
% of Patients satisfied with the dentistry they have received	0	0	N/A	95.3%	93.8%	93.2%
% of Patients satisfied with the time they had to wait for an appointment	0	0	N/A	89.3%	89.4%	88.3%

* This is based on patients treated on this contract for their most recent course of treatment. Figures in italics indicate the base number of FP17s or Patient Questionnaire responses are less than 100. N/A is shown where the base number of responses is less than 10 during the period. % is calculated as Quantity/Base number*100

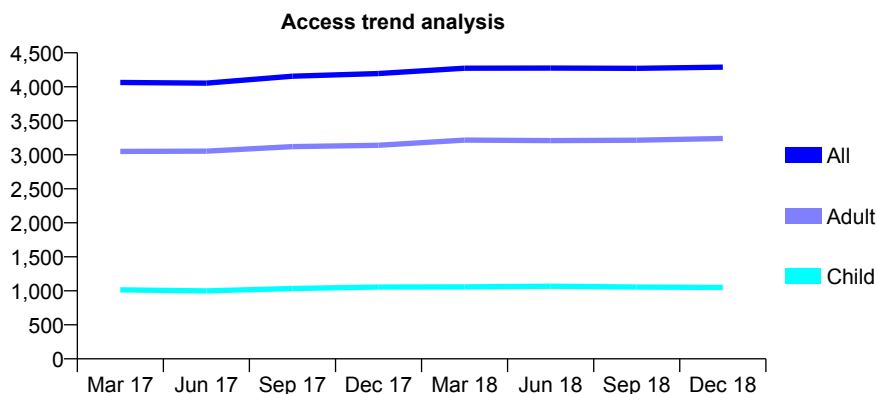
Q46 - Vital Signs At a Glance Contract Report for 732192/0003 - December 2018

Name or company name	Red Rose Dental Group
Contract type name	GDS Contract
Purpose of contract	General
Contract start date	01/04/2006
Contract end date	

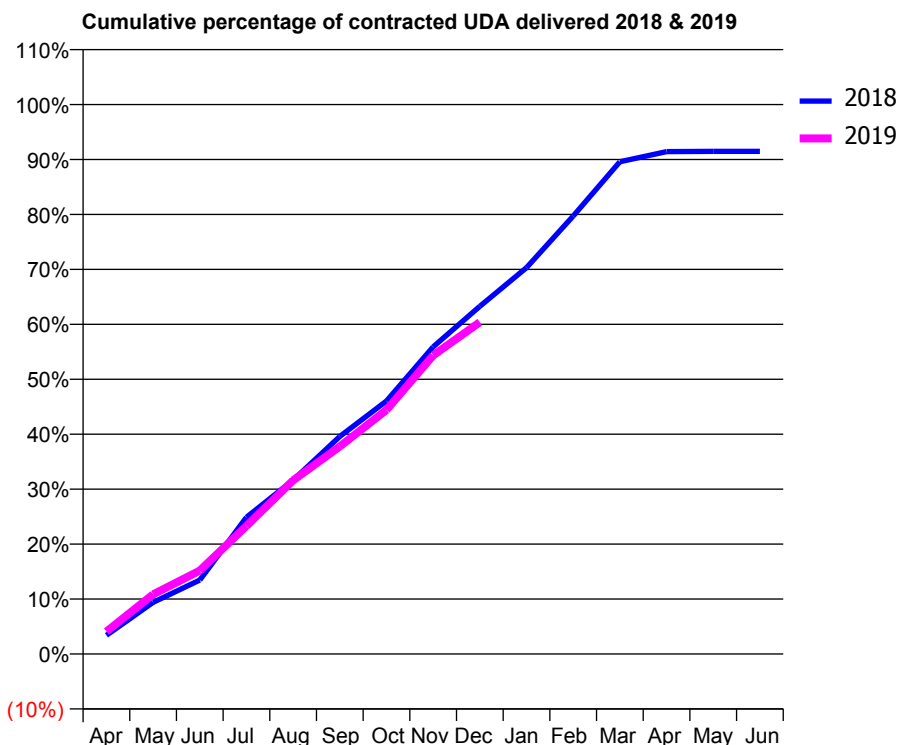
18/19 Contracted general activity (UDA)	11,959
Carry forward general activity (UDA)	0
18/19 Contracted orthodontic activity (UOA)	0
Carry forward orthodontic activity (UOA)	0
Baseline contract value	£364,007.90

ACCESS*

Patients seen in 24 months	Total	Change since previous quarter
Quarter ending December 2017	4,196	
Quarter ending March 2018	4,274	→
Quarter ending June 2018	4,275	→
Quarter ending September 2018	4,271	→
Quarter ending December 2018	4,290	→
Variance since December 2017	2.2%	↑



ACTIVITY



Month	Adjusted Scheduled Activity (UDA)	
	2018	2019
April	408	488
May	1,124	1,300
June	1,608	1,815
July	2,976	2,788
August	3,787	3,779
September	4,733	4,516
October	5,506	5,312
November	6,686	6,498
December	7,567	7,222
January	8,408	
February	9,532	
March	10,713	
April	10,935	
May	10,940	
June	10,940	

QUALITY

	Quantity	Base Number	Contract	AT	Region	England
% of FP17s for the same patient ID Re-attending within 3 months - Children	66	1,035	6.4%	12.2%	12.3%	11.8%
% of FP17s for the same patient ID Re-attending within 3 months - Adults	346	2,843	12.2%	16.0%	15.8%	15.6%
% of FP17s for the same patient ID Re-attending between 3 & 9 months - Children	530	1,035	51.2%	58.0%	60.1%	58.8%
% of FP17s for the same patient ID Re-attending between 3 & 9 months - Adults	800	2,843	28.1%	51.3%	53.3%	51.0%
% of FP17s for Band 1 Urgent Courses	269	3,781	7.1%	10.1%	9.0%	9.0%
% of FP17s Relating to Free Repair or Replacements	39	3,781	1.0%	0.8%	1.0%	0.8%
% of FP17s Relating to Continuations	62	3,781	1.6%	0.9%	1.0%	0.9%
% of Patients satisfied with the dentistry they have received	1	1	N/A	95.3%	93.8%	93.2%
% of Patients satisfied with the time they had to wait for an appointment	1	1	N/A	89.3%	89.4%	88.3%

* This is based on patients treated on this contract for their most recent course of treatment. Figures in italics indicate the base number of FP17s or Patient Questionnaire responses are less than 100. N/A is shown where the base number of responses is less than 10 during the period. % is calculated as Quantity/Base number*100

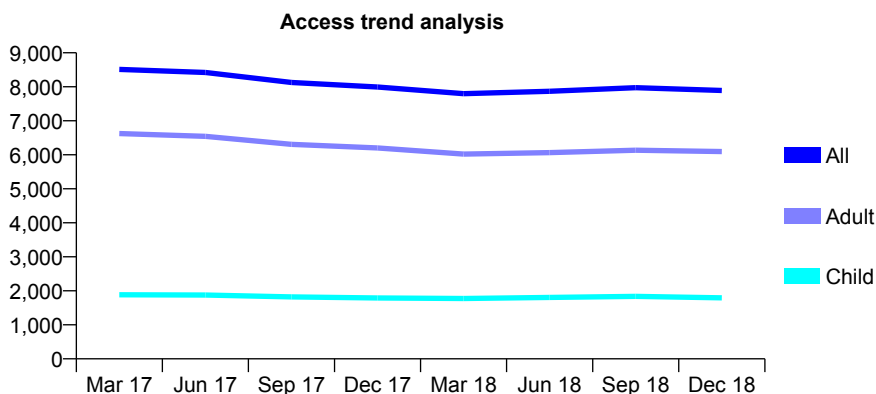
Q46 - Vital Signs At a Glance Contract Report for 732192/0004 - December 2018

Name or company name	Red Rose Dental Group
Contract type name	GDS Contract
Purpose of contract	General
Contract start date	01/10/2007
Contract end date	

18/19 Contracted general activity (UDA)	21,384
Carry forward general activity (UDA)	0
18/19 Contracted orthodontic activity (UOA)	0
Carry forward orthodontic activity (UOA)	0
Baseline contract value	£650,885.55

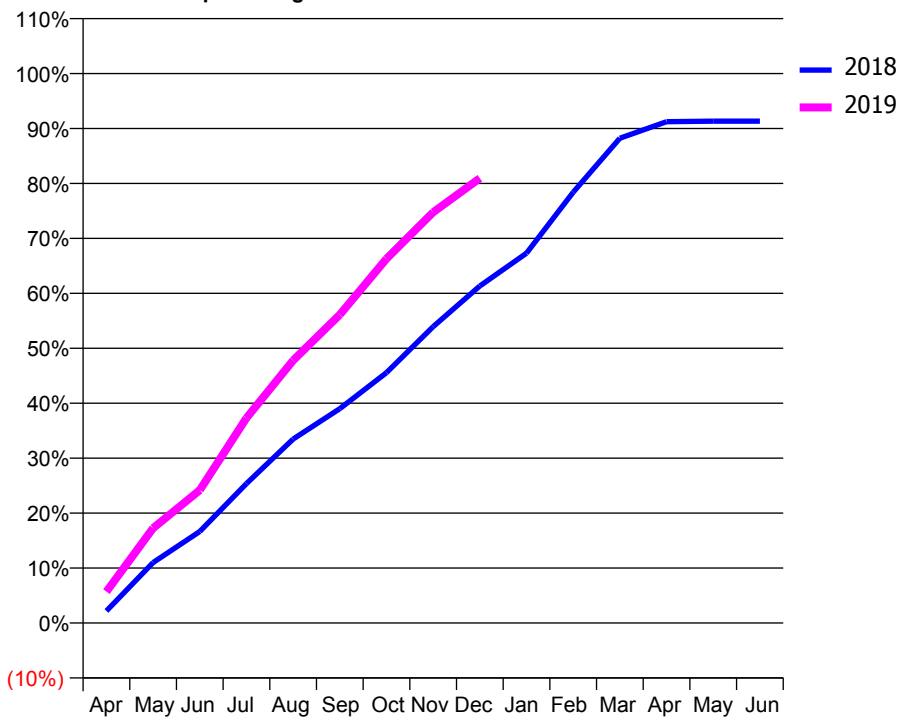
ACCESS*

Patients seen in 24 months	Total	Change since previous quarter
Quarter ending December 2017	7,995	
Quarter ending March 2018	7,797	↓
Quarter ending June 2018	7,870	→
Quarter ending September 2018	7,975	→
Quarter ending December 2018	7,891	↓
Variance since December 2017	(1.3%)	↓



ACTIVITY

Cumulative percentage of contracted UDA delivered 2018 & 2019



Month	Adjusted Scheduled Activity (UDA)	
	2018	2019
April	468	1,221
May	2,354	3,694
June	3,565	5,174
July	5,426	7,981
August	7,160	10,220
September	8,340	11,998
October	9,743	14,173
November	11,531	15,988
December	13,116	17,308
January	14,392	
February	16,766	
March	18,863	
April	19,510	
May	19,531	
June	19,532	

QUALITY

	Quantity	Base Number	Contract	AT	Region	England
% of FP17s for the same patient ID Re-attending within 3 months - Children	190	1,914	9.9%	12.2%	12.3%	11.8%
% of FP17s for the same patient ID Re-attending within 3 months - Adults	1,042	6,377	16.3%	16.0%	15.8%	15.6%
% of FP17s for the same patient ID Re-attending between 3 & 9 months - Children	935	1,914	48.9%	58.0%	60.1%	58.8%
% of FP17s for the same patient ID Re-attending between 3 & 9 months - Adults	2,960	6,377	46.4%	51.3%	53.3%	51.0%
% of FP17s for Band 1 Urgent Courses	661	8,034	8.2%	10.1%	9.0%	9.0%
% of FP17s Relating to Free Repair or Replacements	84	8,034	1.0%	0.8%	1.0%	0.8%
% of FP17s Relating to Continuations	262	8,034	3.3%	0.9%	1.0%	0.9%
% of Patients satisfied with the dentistry they have received	2	2	N/A	95.3%	93.8%	93.2%
% of Patients satisfied with the time they had to wait for an appointment	2	2	N/A	89.3%	89.4%	88.3%

* This is based on patients treated on this contract for their most recent course of treatment. Figures in italics indicate the base number of FP17s or Patient Questionnaire responses are less than 100. N/A is shown where the base number of responses is less than 10 during the period. % is calculated as Quantity/Base number*100

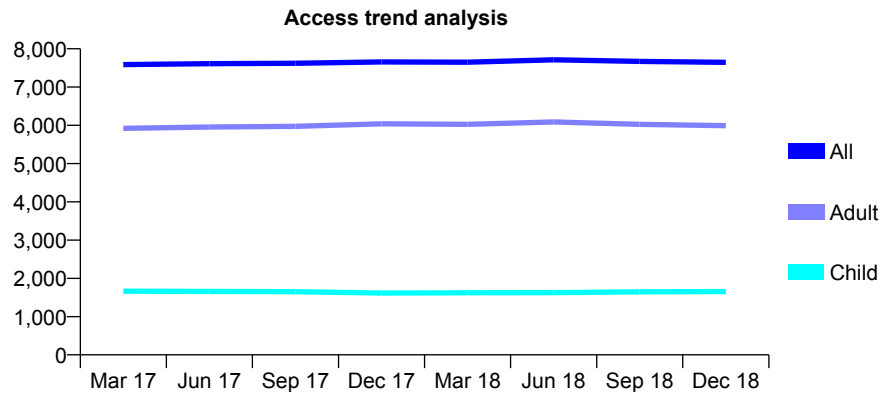
Q46 - Vital Signs At a Glance Contract Report for 732494/0001 - December 2018

Name or company name	518 Dental
Contract type name	GDS Contract
Purpose of contract	General
Contract start date	01/04/2006
Contract end date	

18/19 Contracted general activity (UDA)	21,547
Carry forward general activity (UDA)	11
18/19 Contracted orthodontic activity (UOA)	0
Carry forward orthodontic activity (UOA)	0
Baseline contract value	£553,226.04

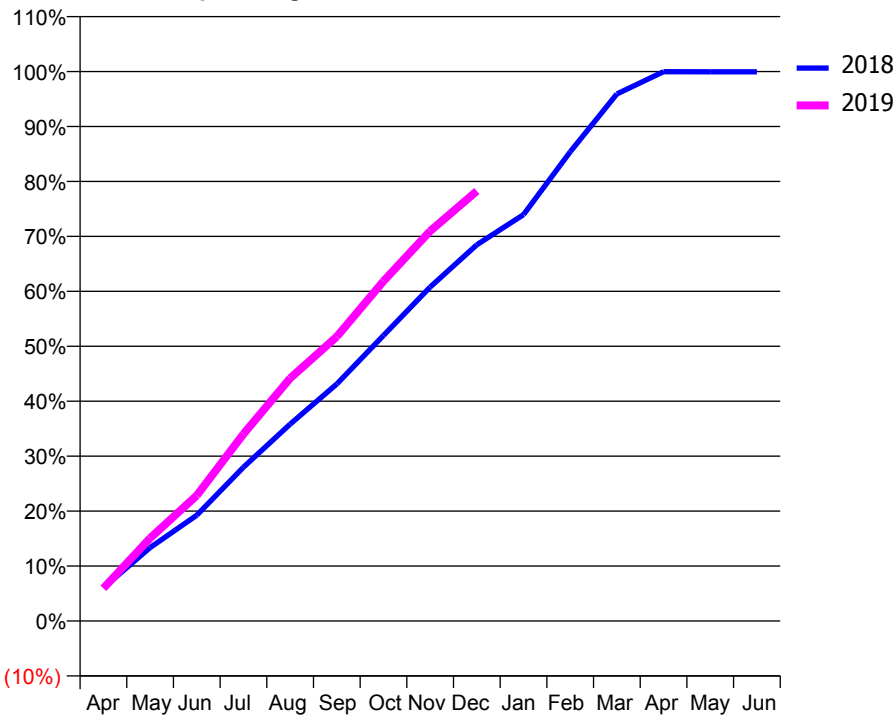
ACCESS*

Patients seen in 24 months	Total	Change since previous quarter
Quarter ending December 2017	7,656	
Quarter ending March 2018	7,648	→
Quarter ending June 2018	7,713	→
Quarter ending September 2018	7,671	→
Quarter ending December 2018	7,646	→
Variance since December 2017	(0.1%)	→



ACTIVITY

Cumulative percentage of contracted UDA delivered 2018 & 2019



QUALITY

	Quantity	Base Number	Contract	AT	Region	England
% of FP17s for the same patient ID Re-attending within 3 months - Children	991	3,117	31.8%	12.2%	12.3%	11.8%
% of FP17s for the same patient ID Re-attending within 3 months - Adults	1,127	7,227	15.6%	16.0%	15.8%	15.6%
% of FP17s for the same patient ID Re-attending between 3 & 9 months - Children	1,618	3,117	51.9%	58.0%	60.1%	58.8%
% of FP17s for the same patient ID Re-attending between 3 & 9 months - Adults	4,619	7,227	63.9%	51.3%	53.3%	51.0%
% of FP17s for Band 1 Urgent Courses	330	9,921	3.3%	10.1%	9.0%	9.0%
% of FP17s Relating to Free Repair or Replacements	92	9,921	0.9%	0.8%	1.0%	0.8%
% of FP17s Relating to Continuations	25	9,921	0.3%	0.9%	1.0%	0.9%
% of Patients satisfied with the dentistry they have received	2	2	N/A	95.3%	93.8%	93.2%
% of Patients satisfied with the time they had to wait for an appointment	2	2	N/A	89.3%	89.4%	88.3%

* This is based on patients treated on this contract for their most recent course of treatment. Figures in italics indicate the base number of FP17s or Patient Questionnaire responses are less than 100. N/A is shown where the base number of responses is less than 10 during the period. % is calculated as Quantity/Base number*100

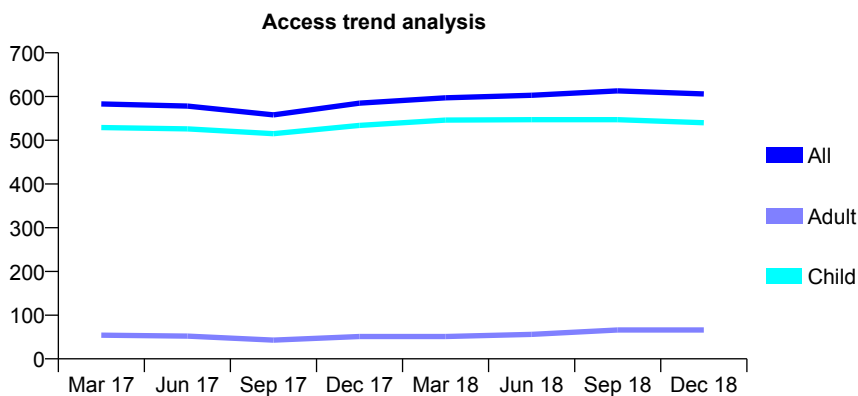
Q46 - Vital Signs At a Glance Contract Report for 732710/0001 - December 2018

Name or company name	MRS DE SLOANE
Contract type name	GDS Contract
Purpose of contract	General
Contract start date	01/04/2006
Contract end date	

18/19 Contracted general activity (UDA)	923
Carry forward general activity (UDA)	37
18/19 Contracted orthodontic activity (UOA)	0
Carry forward orthodontic activity (UOA)	0
Baseline contract value	£23,474.53

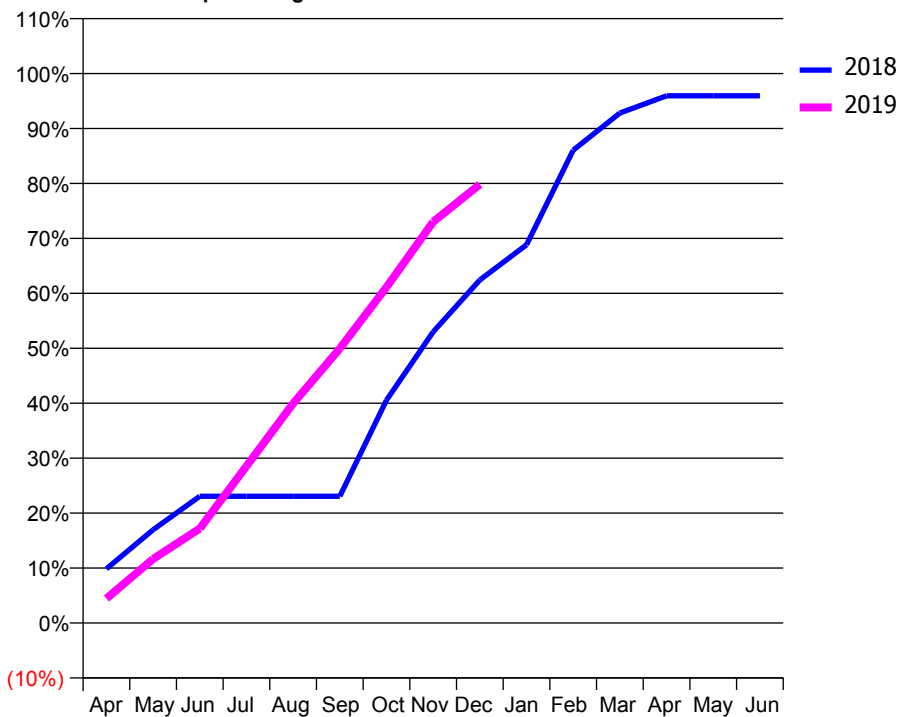
ACCESS*

Patients seen in 24 months	Total	Change since previous quarter
Quarter ending December 2017	585	
Quarter ending March 2018	597	↑
Quarter ending June 2018	603	→
Quarter ending September 2018	613	→
Quarter ending December 2018	606	↓
Variance since December 2017	3.6%	↑



ACTIVITY

Cumulative percentage of contracted UDA delivered 2018 & 2019



Month	Adjusted Scheduled Activity (UDA)	
	2018	2019
April	91	41
May	157	108
June	213	159
July	213	264
August	213	369
September	213	461
October	374	564
November	489	674
December	576	737
January	635	
February	794	
March	857	
April	886	
May	886	
June	886	

QUALITY

	Quantity	Base Number	Contract	AT	Region	England
% of FP17s for the same patient ID Re-attending within 3 months - Children	38	654	5.8%	12.2%	12.3%	11.8%
% of FP17s for the same patient ID Re-attending within 3 months - Adults	0	24	0.0%	16.0%	15.8%	15.6%
% of FP17s for the same patient ID Re-attending between 3 & 9 months - Children	432	654	66.1%	58.0%	60.1%	58.8%
% of FP17s for the same patient ID Re-attending between 3 & 9 months - Adults	14	24	58.3%	51.3%	53.3%	51.0%
% of FP17s for Band 1 Urgent Courses	24	654	3.7%	10.1%	9.0%	9.0%
% of FP17s Relating to Free Repair or Replacements	0	654	0.0%	0.8%	1.0%	0.8%
% of FP17s Relating to Continuations	0	654	0.0%	0.9%	1.0%	0.9%
% of Patients satisfied with the dentistry they have received	0	0	N/A	95.3%	93.8%	93.2%
% of Patients satisfied with the time they had to wait for an appointment	0	0	N/A	89.3%	89.4%	88.3%

* This is based on patients treated on this contract for their most recent course of treatment. Figures in italics indicate the base number of FP17s or Patient Questionnaire responses are less than 100. N/A is shown where the base number of responses is less than 10 during the period. % is calculated as Quantity/Base number*100

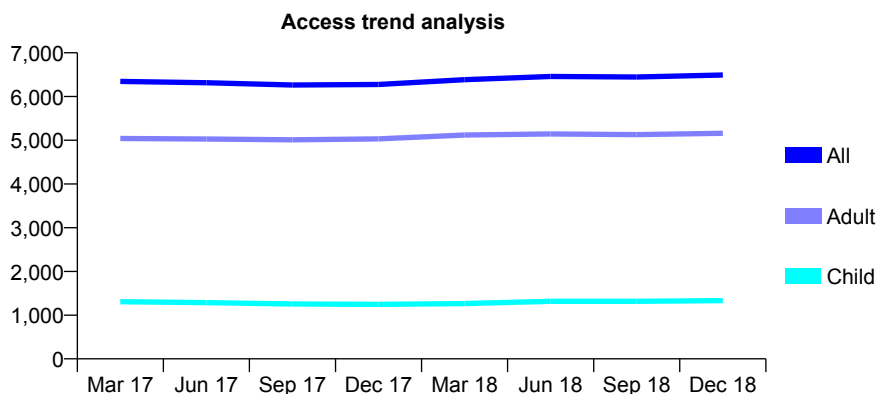
Q46 - Vital Signs At a Glance Contract Report for 738395/0001 - December 2018

Name or company name	MR DM HARPER
Contract type name	GDS Contract
Purpose of contract	General and Orthodontic
Contract start date	01/04/2006
Contract end date	

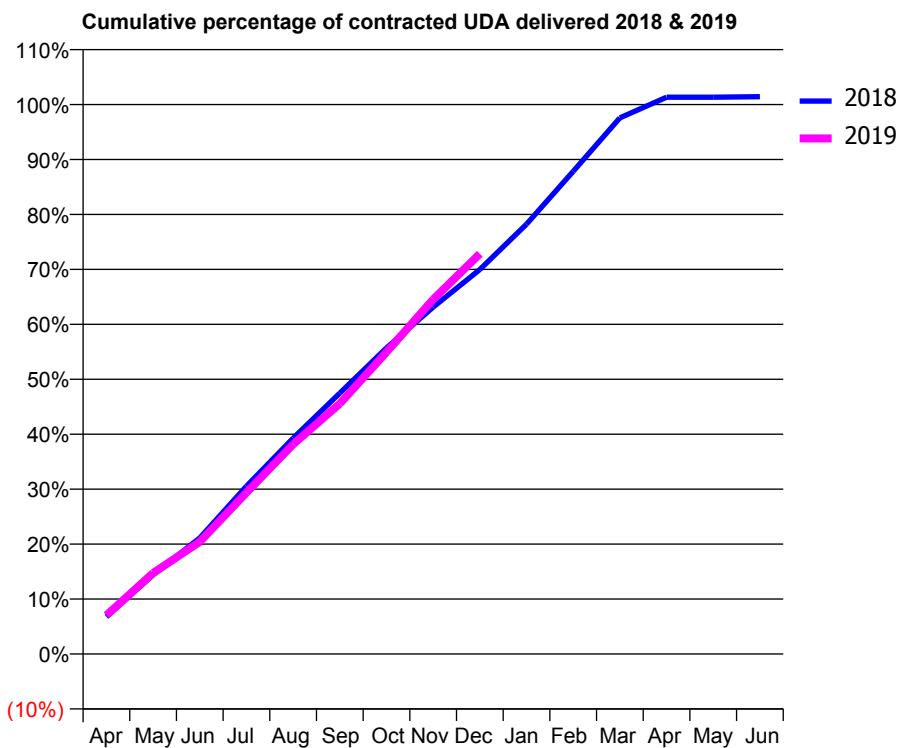
18/19 Contracted general activity (UDA)	18,039
Carry forward general activity (UDA)	-256
18/19 Contracted orthodontic activity (UOA)	0
Carry forward orthodontic activity (UOA)	0
Baseline contract value	£580,338.22

ACCESS*

Patients seen in 24 months	Total	Change since previous quarter
Quarter ending December 2017	6,276	
Quarter ending March 2018	6,384	→
Quarter ending June 2018	6,458	→
Quarter ending September 2018	6,446	→
Quarter ending December 2018	6,491	→
Variance since December 2017	3.4%	↑



ACTIVITY



Month	Adjusted Scheduled Activity (UDA)	
	2018	2019
April	1,225	1,273
May	2,604	2,661
June	3,809	3,683
July	5,510	5,298
August	7,086	6,882
September	8,563	8,217
October	10,050	9,910
November	11,389	11,644
December	12,622	13,140
January	14,111	
February	15,843	
March	17,599	
April	18,279	
May	18,277	
June	18,295	

QUALITY

	Quantity	Base Number	Contract	AT	Region	England
% of FP17s for the same patient ID Re-attending within 3 months - Children	135	1,660	8.1%	12.2%	12.3%	11.8%
% of FP17s for the same patient ID Re-attending within 3 months - Adults	936	6,095	15.4%	16.0%	15.8%	15.6%
% of FP17s for the same patient ID Re-attending between 3 & 9 months - Children	1,017	1,660	61.3%	58.0%	60.1%	58.8%
% of FP17s for the same patient ID Re-attending between 3 & 9 months - Adults	3,552	6,095	58.3%	51.3%	53.3%	51.0%
% of FP17s for Band 1 Urgent Courses	942	7,440	12.7%	10.1%	9.0%	9.0%
% of FP17s Relating to Free Repair or Replacements	89	7,440	1.2%	0.8%	1.0%	0.8%
% of FP17s Relating to Continuations	29	7,440	0.4%	0.9%	1.0%	0.9%
% of Patients satisfied with the dentistry they have received	1	1	N/A	95.3%	93.8%	93.2%
% of Patients satisfied with the time they had to wait for an appointment	1	1	N/A	89.3%	89.4%	88.3%

* This is based on patients treated on this contract for their most recent course of treatment. Figures in italics indicate the base number of FP17s or Patient Questionnaire responses are less than 100. N/A is shown where the base number of responses is less than 10 during the period. % is calculated as Quantity/Base number*100

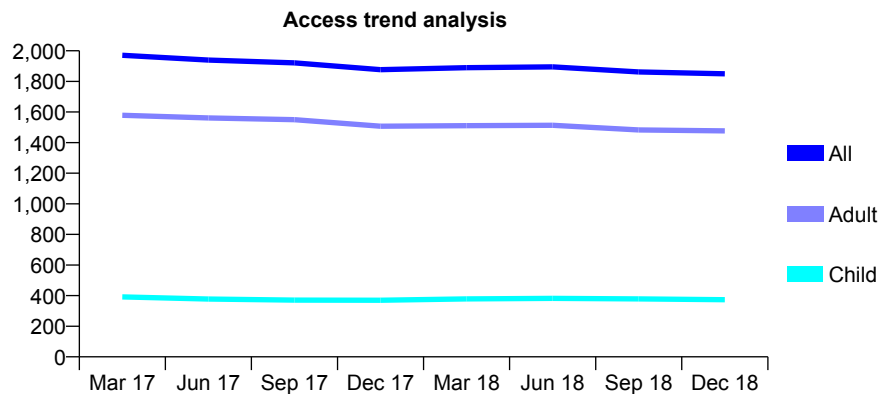
Q46 - Vital Signs At a Glance Contract Report for 738689/0001 - December 2018

Name or company name	MR ID HASKINS
Contract type name	GDS Contract
Purpose of contract	General
Contract start date	01/04/2006
Contract end date	

18/19 Contracted general activity (UDA)	5,000
Carry forward general activity (UDA)	0
18/19 Contracted orthodontic activity (UOA)	0
Carry forward orthodontic activity (UOA)	0
Baseline contract value	£118,642.03

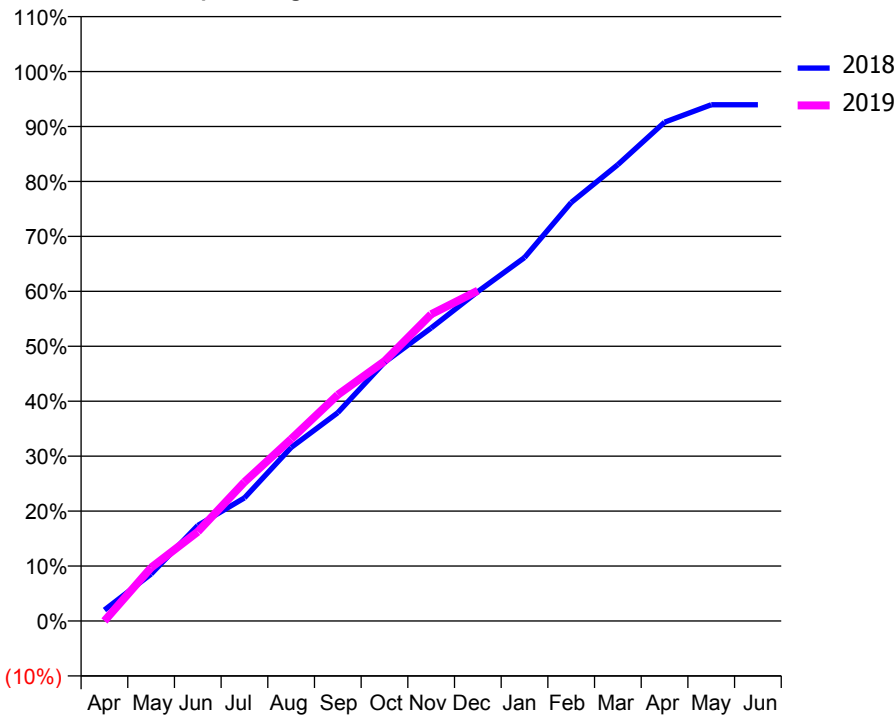
ACCESS*

Patients seen in 24 months	Total	Change since previous quarter
Quarter ending December 2017	1,877	
Quarter ending March 2018	1,890	→
Quarter ending June 2018	1,895	→
Quarter ending September 2018	1,862	↓
Quarter ending December 2018	1,850	→
Variance since December 2017	(1.4%)	↓



ACTIVITY

Cumulative percentage of contracted UDA delivered 2018 & 2019



Month	Adjusted Scheduled Activity (UDA)	
	2018	2019
April	100	0
May	427	486
June	870	813
July	1,120	1,265
August	1,579	1,656
September	1,895	2,058
October	2,354	2,365
November	2,666	2,791
December	2,997	3,006
January	3,306	
February	3,808	
March	4,153	
April	4,539	
May	4,697	
June	4,697	

QUALITY

	Quantity	Base Number	Contract	AT	Region	England
% of FP17s for the same patient ID Re-attending within 3 months - Children	24	387	6.2%	12.2%	12.3%	11.8%
% of FP17s for the same patient ID Re-attending within 3 months - Adults	309	1,752	17.6%	16.0%	15.8%	15.6%
% of FP17s for the same patient ID Re-attending between 3 & 9 months - Children	230	387	59.4%	58.0%	60.1%	58.8%
% of FP17s for the same patient ID Re-attending between 3 & 9 months - Adults	1,060	1,752	60.5%	51.3%	53.3%	51.0%
% of FP17s for Band 1 Urgent Courses	145	1,850	7.8%	10.1%	9.0%	9.0%
% of FP17s Relating to Free Repair or Replacements	30	1,850	1.6%	0.8%	1.0%	0.8%
% of FP17s Relating to Continuations	29	1,850	1.6%	0.9%	1.0%	0.9%
% of Patients satisfied with the dentistry they have received	0	0	N/A	95.3%	93.8%	93.2%
% of Patients satisfied with the time they had to wait for an appointment	0	0	N/A	89.3%	89.4%	88.3%

* This is based on patients treated on this contract for their most recent course of treatment. Figures in italics indicate the base number of FP17s or Patient Questionnaire responses are less than 100. N/A is shown where the base number of responses is less than 10 during the period. % is calculated as Quantity/Base number*100

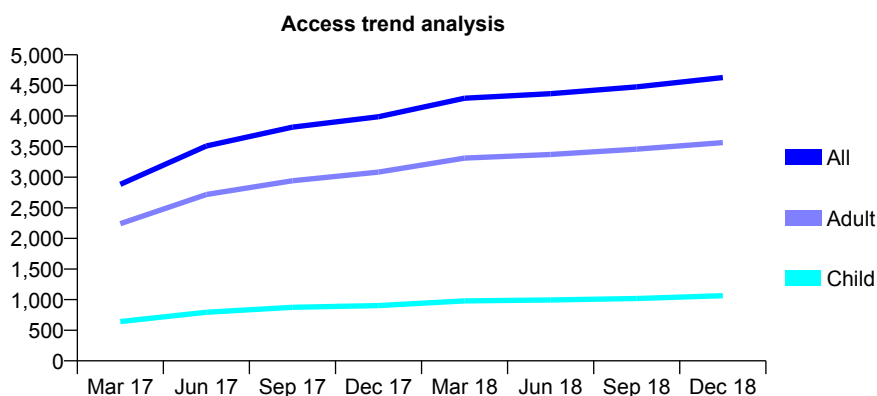
Q46 - Vital Signs At a Glance Contract Report for 739650/0001 - December 2018

Name or company name	Ms G Midha
Contract type name	GDS Contract
Purpose of contract	General
Contract start date	01/04/2006
Contract end date	

18/19 Contracted general activity (UDA)	16,034
Carry forward general activity (UDA)	0
18/19 Contracted orthodontic activity (UOA)	0
Carry forward orthodontic activity (UOA)	0
Baseline contract value	£379,640.36

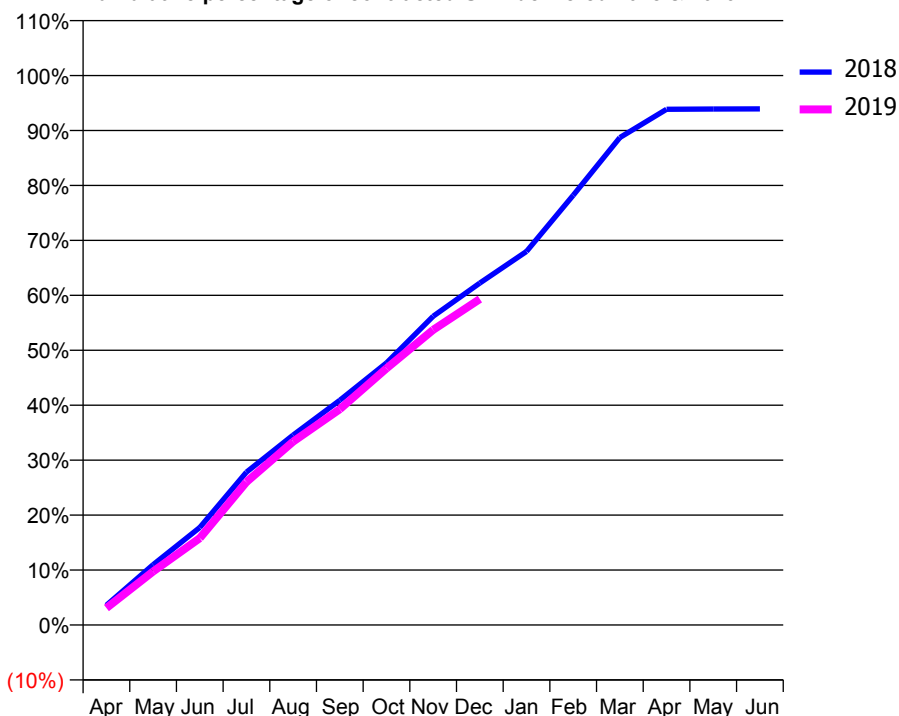
ACCESS*

Patients seen in 24 months	Total	Change since previous quarter
Quarter ending December 2017	3,988	
Quarter ending March 2018	4,291	↑
Quarter ending June 2018	4,366	→
Quarter ending September 2018	4,476	↑
Quarter ending December 2018	4,629	↑
Variance since December 2017	16.1%	↑



ACTIVITY

Cumulative percentage of contracted UDA delivered 2018 & 2019



Month	Adjusted Scheduled Activity (UDA)	
	2018	2019
April	577	497
May	1,762	1,563
June	2,844	2,536
July	4,461	4,175
August	5,542	5,353
September	6,560	6,299
October	7,647	7,489
November	9,008	8,613
December	9,980	9,512
January	10,900	
February	12,537	
March	14,224	
April	15,049	
May	15,055	
June	15,059	

QUALITY

	Quantity	Base Number	Contract	AT	Region	England
% of FP17s for the same patient ID Re-attending within 3 months - Children	101	1,060	9.5%	12.2%	12.3%	11.8%
% of FP17s for the same patient ID Re-attending within 3 months - Adults	794	3,641	21.8%	16.0%	15.8%	15.6%
% of FP17s for the same patient ID Re-attending between 3 & 9 months - Children	535	1,060	50.5%	58.0%	60.1%	58.8%
% of FP17s for the same patient ID Re-attending between 3 & 9 months - Adults	1,763	3,641	48.4%	51.3%	53.3%	51.0%
% of FP17s for Band 1 Urgent Courses	633	4,179	15.1%	10.1%	9.0%	9.0%
% of FP17s Relating to Free Repair or Replacements	53	4,179	1.3%	0.8%	1.0%	0.8%
% of FP17s Relating to Continuations	48	4,179	1.1%	0.9%	1.0%	0.9%
% of Patients satisfied with the dentistry they have received	0	0	N/A	95.3%	93.8%	93.2%
% of Patients satisfied with the time they had to wait for an appointment	0	0	N/A	89.3%	89.4%	88.3%

* This is based on patients treated on this contract for their most recent course of treatment. Figures in italics indicate the base number of FP17s or Patient Questionnaire responses are less than 100. N/A is shown where the base number of responses is less than 10 during the period. % is calculated as Quantity/Base number*100

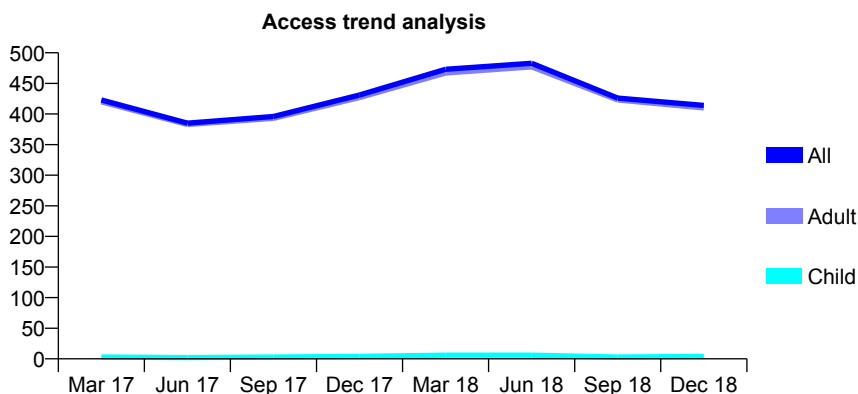
Q46 - Vital Signs At a Glance Contract Report for 741582/0001 - December 2018

Name or company name	Red Rose Dental Group
Contract type name	PDS Contract
Purpose of contract	General
Contract start date	01/09/2007
Contract end date	31/03/2019

18/19 Contracted general activity (UDA)	1,392
Carry forward general activity (UDA)	0
18/19 Contracted orthodontic activity (UOA)	0
Carry forward orthodontic activity (UOA)	0
Baseline contract value	£257,783.48

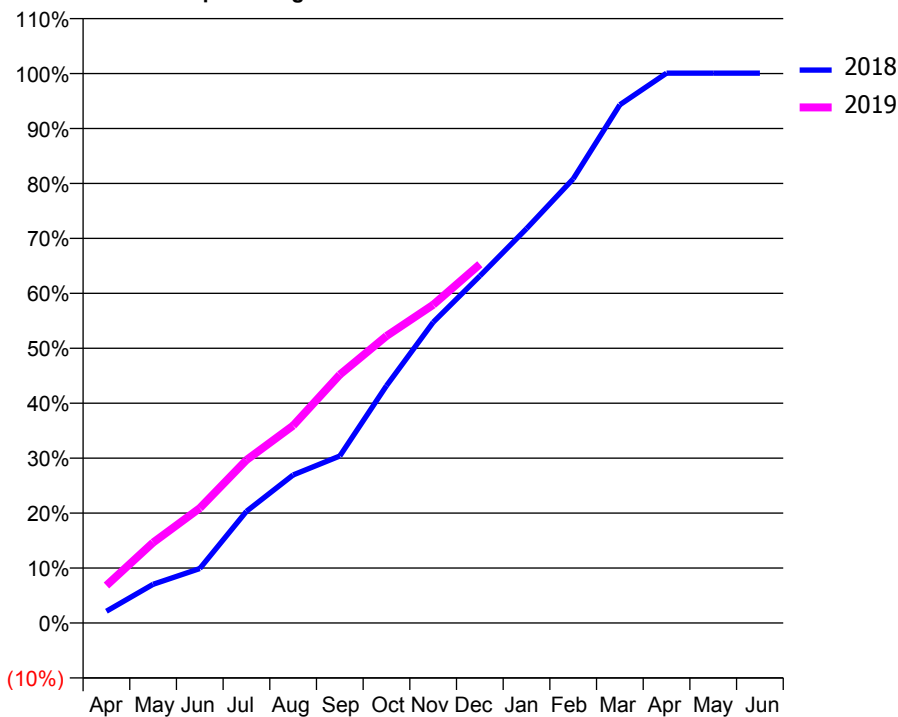
ACCESS*

Patients seen in 24 months	Total	Change since previous quarter
Quarter ending December 2017	431	
Quarter ending March 2018	473	↑
Quarter ending June 2018	483	↑
Quarter ending September 2018	426	↓
Quarter ending December 2018	414	↓
Variance since December 2017	(3.9%)	↓



ACTIVITY

Cumulative percentage of contracted UDA delivered 2018 & 2019



Month	Adjusted Scheduled Activity (UDA)	
	2018	2019
April	30	95
May	98	204
June	138	291
July	283	413
August	375	500
September	423	629
October	601	727
November	762	806
December	879	909
January	999	
February	1,125	
March	1,313	
April	1,393	
May	1,393	
June	1,393	

QUALITY

	Quantity	Base Number	Contract	AT	Region	England
% of FP17s for the same patient ID Re-attending within 3 months - Children	0	7	0.0%	12.2%	12.3%	11.8%
% of FP17s for the same patient ID Re-attending within 3 months - Adults	13	356	3.7%	16.0%	15.8%	15.6%
% of FP17s for the same patient ID Re-attending between 3 & 9 months - Children	0	7	0.0%	58.0%	60.1%	58.8%
% of FP17s for the same patient ID Re-attending between 3 & 9 months - Adults	1	356	0.3%	51.3%	53.3%	51.0%
% of FP17s for Band 1 Urgent Courses	0	333	0.0%	10.1%	9.0%	9.0%
% of FP17s Relating to Free Repair or Replacements	0	333	0.0%	0.8%	1.0%	0.8%
% of FP17s Relating to Continuations	0	333	0.0%	0.9%	1.0%	0.9%
% of Patients satisfied with the dentistry they have received	0	0	N/A	95.3%	93.8%	93.2%
% of Patients satisfied with the time they had to wait for an appointment	0	0	N/A	89.3%	89.4%	88.3%

* This is based on patients treated on this contract for their most recent course of treatment. Figures in italics indicate the base number of FP17s or Patient Questionnaire responses are less than 100. N/A is shown where the base number of responses is less than 10 during the period. % is calculated as Quantity/Base number*100

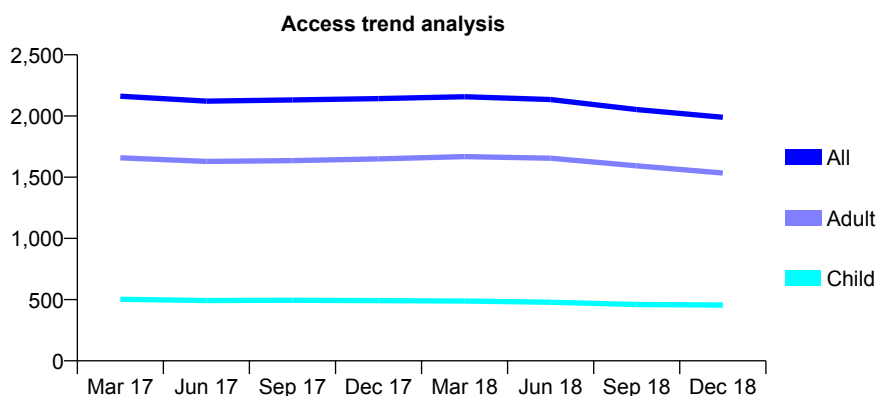
Q46 - Vital Signs At a Glance Contract Report for 742422/0001 - December 2018

Name or company name	Jayne Mason & Shaikh Farouk Ahmed
Contract type name	GDS Contract
Purpose of contract	General
Contract start date	01/04/2006
Contract end date	

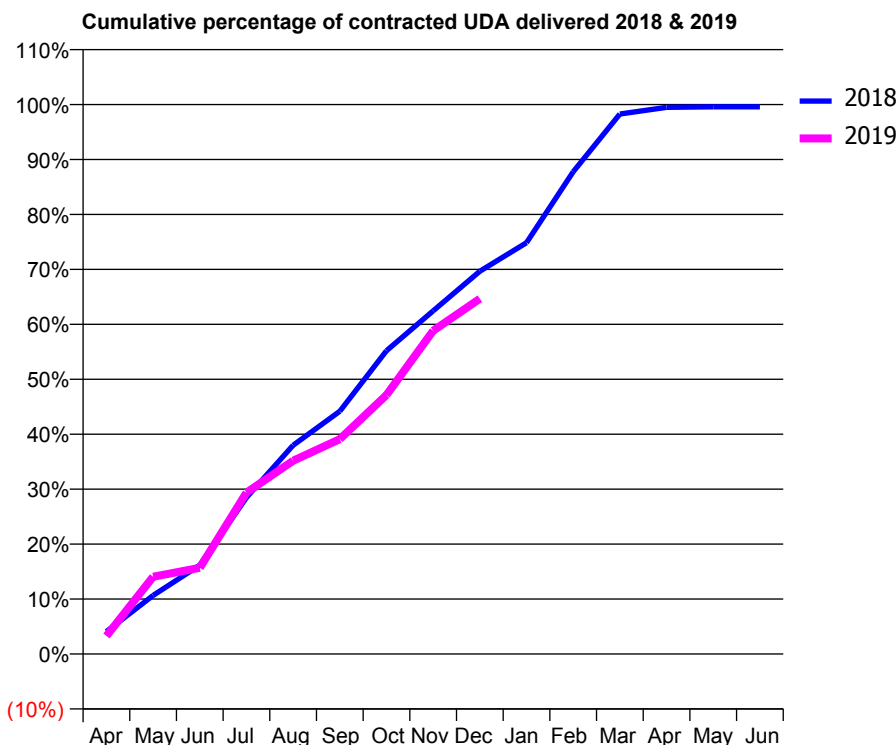
18/19 Contracted general activity (UDA)	7,226
Carry forward general activity (UDA)	31
18/19 Contracted orthodontic activity (UOA)	0
Carry forward orthodontic activity (UOA)	0
Baseline contract value	£177,302.09

ACCESS*

Patients seen in 24 months	Total	Change since previous quarter
Quarter ending December 2017	2,142	
Quarter ending March 2018	2,157	→
Quarter ending June 2018	2,134	↓
Quarter ending September 2018	2,053	↓
Quarter ending December 2018	1,990	↓
Variance since December 2017	(7.1%)	↓



ACTIVITY



Month	Adjusted Scheduled Activity (UDA)	
	2018	2019
April	296	238
May	771	1,016
June	1,170	1,133
July	2,057	2,123
August	2,745	2,542
September	3,193	2,826
October	3,989	3,407
November	4,513	4,252
December	5,033	4,672
January	5,410	
February	6,342	
March	7,102	
April	7,189	
May	7,195	
June	7,195	

QUALITY

	Quantity	Base Number	Contract	AT	Region	England
% of FP17s for the same patient ID Re-attending within 3 months - Children	32	508	6.3%	12.2%	12.3%	11.8%
% of FP17s for the same patient ID Re-attending within 3 months - Adults	197	1,653	11.9%	16.0%	15.8%	15.6%
% of FP17s for the same patient ID Re-attending between 3 & 9 months - Children	305	508	60.0%	58.0%	60.1%	58.8%
% of FP17s for the same patient ID Re-attending between 3 & 9 months - Adults	944	1,653	57.1%	51.3%	53.3%	51.0%
% of FP17s for Band 1 Urgent Courses	150	2,107	7.1%	10.1%	9.0%	9.0%
% of FP17s Relating to Free Repair or Replacements	48	2,107	2.3%	0.8%	1.0%	0.8%
% of FP17s Relating to Continuations	20	2,107	0.9%	0.9%	1.0%	0.9%
% of Patients satisfied with the dentistry they have received	0	0	N/A	95.3%	93.8%	93.2%
% of Patients satisfied with the time they had to wait for an appointment	0	0	N/A	89.3%	89.4%	88.3%

* This is based on patients treated on this contract for their most recent course of treatment. Figures in italics indicate the base number of FP17s or Patient Questionnaire responses are less than 100. N/A is shown where the base number of responses is less than 10 during the period. % is calculated as Quantity/Base number*100

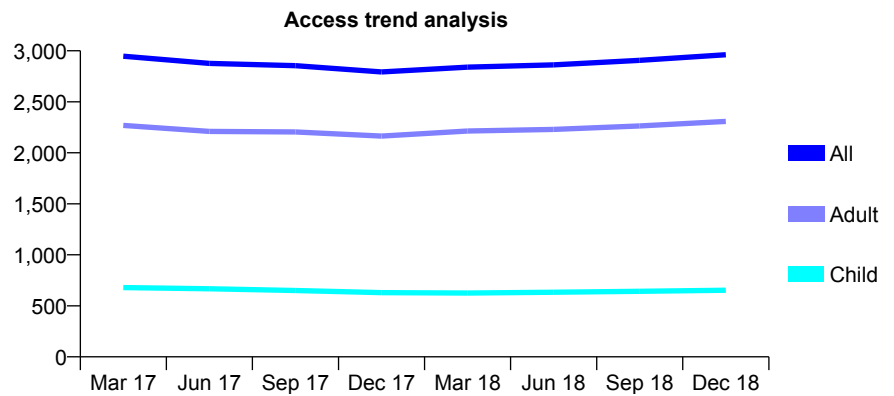
Q46 - Vital Signs At a Glance Contract Report for 746428/0001 - December 2018

Name or company name	MR EH BURKE
Contract type name	GDS Contract
Purpose of contract	General
Contract start date	01/03/2015
Contract end date	

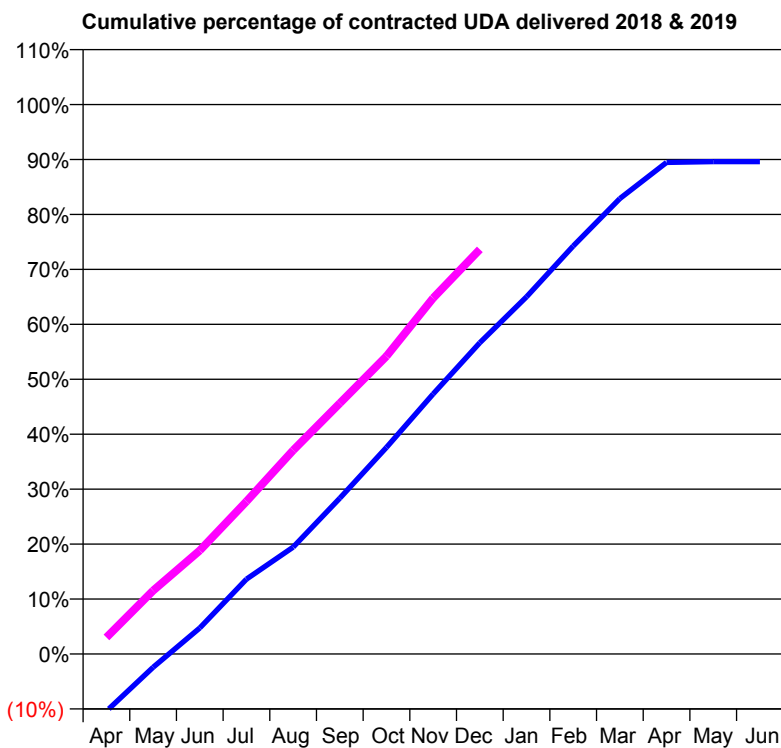
18/19 Contracted general activity (UDA)	8,718
Carry forward general activity (UDA)	0
18/19 Contracted orthodontic activity (UOA)	0
Carry forward orthodontic activity (UOA)	0
Baseline contract value	£282,073.55

ACCESS*

Patients seen in 24 months	Total	Change since previous quarter
Quarter ending December 2017	2,793	
Quarter ending March 2018	2,840	→
Quarter ending June 2018	2,862	→
Quarter ending September 2018	2,906	→
Quarter ending December 2018	2,961	→
Variance since December 2017	6.0%	↑



ACTIVITY



Month	Adjusted Scheduled Activity (UDA)	
	2018	2019
April	-908	263
May	-212	1,006
June	413	1,644
July	1,188	2,421
August	1,696	3,231
September	2,473	3,979
October	3,278	4,726
November	4,126	5,647
December	4,939	6,420
January	5,666	
February	6,474	
March	7,225	
April	7,799	
May	7,811	
June	7,811	

QUALITY

	Quantity	Base Number	Contract	AT	Region	England
% of FP17s for the same patient ID Re-attending within 3 months - Children	49	844	5.8%	12.2%	12.3%	11.8%
% of FP17s for the same patient ID Re-attending within 3 months - Adults	422	2,760	15.3%	16.0%	15.8%	15.6%
% of FP17s for the same patient ID Re-attending between 3 & 9 months - Children	601	844	71.2%	58.0%	60.1%	58.8%
% of FP17s for the same patient ID Re-attending between 3 & 9 months - Adults	1,652	2,760	59.9%	51.3%	53.3%	51.0%
% of FP17s for Band 1 Urgent Courses	181	3,402	5.3%	10.1%	9.0%	9.0%
% of FP17s Relating to Free Repair or Replacements	27	3,402	0.8%	0.8%	1.0%	0.8%
% of FP17s Relating to Continuations	59	3,402	1.7%	0.9%	1.0%	0.9%
% of Patients satisfied with the dentistry they have received	2	2	N/A	95.3%	93.8%	93.2%
% of Patients satisfied with the time they had to wait for an appointment	1	2	N/A	89.3%	89.4%	88.3%

* This is based on patients treated on this contract for their most recent course of treatment. Figures in italics indicate the base number of FP17s or Patient Questionnaire responses are less than 100. N/A is shown where the base number of responses is less than 10 during the period. % is calculated as Quantity/Base number*100

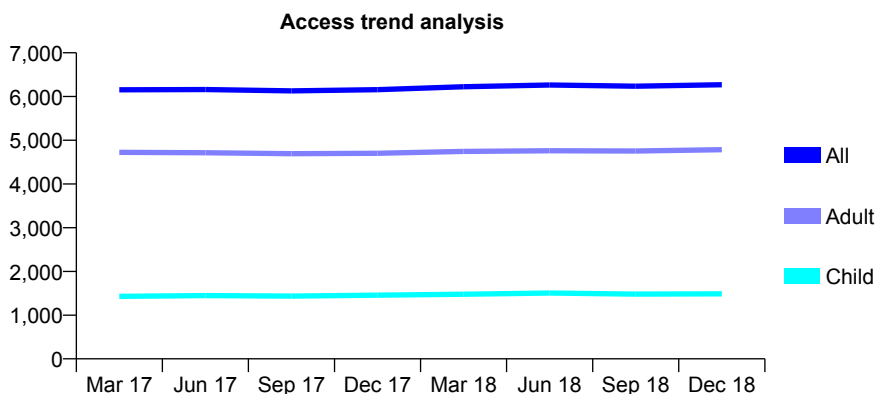
Q46 - Vital Signs At a Glance Contract Report for 749389/0001 - December 2018

Name or company name	MR PJ HUGHES
Contract type name	GDS Contract
Purpose of contract	General
Contract start date	01/02/2008
Contract end date	

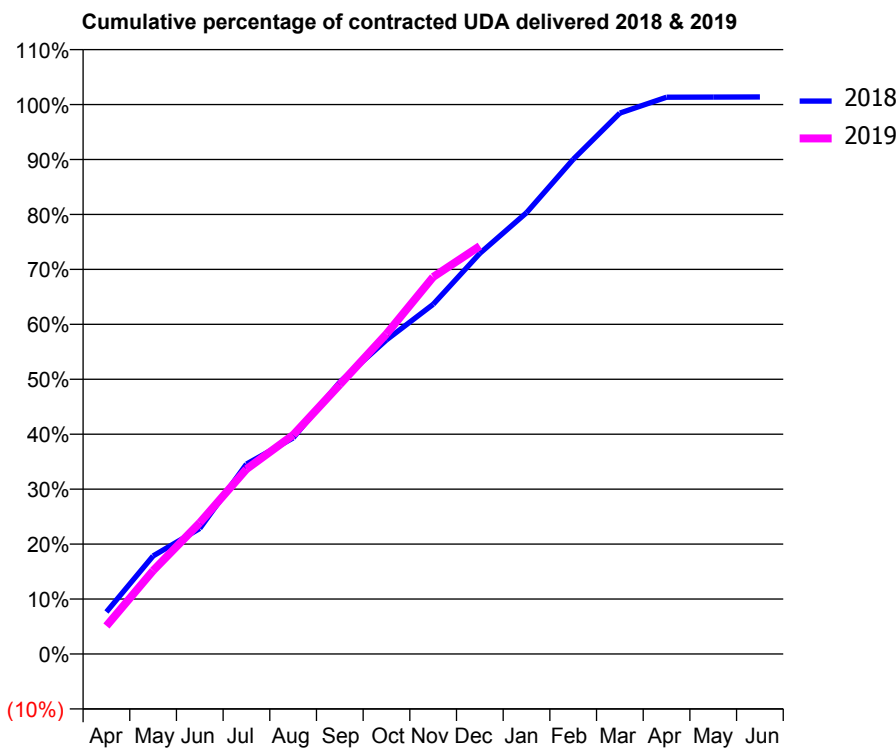
18/19 Contracted general activity (UDA)	15,643
Carry forward general activity (UDA)	-216
18/19 Contracted orthodontic activity (UOA)	0
Carry forward orthodontic activity (UOA)	0
Baseline contract value	£431,339.60

ACCESS*

Patients seen in 24 months	Total	Change since previous quarter
Quarter ending December 2017	6,157	
Quarter ending March 2018	6,224	→
Quarter ending June 2018	6,264	→
Quarter ending September 2018	6,237	→
Quarter ending December 2018	6,271	→
Variance since December 2017	1.9%	→



ACTIVITY



Month	Adjusted Scheduled Activity (UDA)	
	2018	2019
April	1,198	801
May	2,793	2,376
June	3,574	3,736
July	5,409	5,265
August	6,151	6,235
September	7,741	7,669
October	8,940	9,112
November	9,954	10,734
December	11,406	11,613
January	12,564	
February	14,081	
March	15,399	
April	15,852	
May	15,856	
June	15,859	

QUALITY

	Quantity	Base Number	Contract	AT	Region	England
% of FP17s for the same patient ID Re-attending within 3 months - Children	98	1,754	5.6%	12.2%	12.3%	11.8%
% of FP17s for the same patient ID Re-attending within 3 months - Adults	775	5,102	15.2%	16.0%	15.8%	15.6%
% of FP17s for the same patient ID Re-attending between 3 & 9 months - Children	1,176	1,754	67.0%	58.0%	60.1%	58.8%
% of FP17s for the same patient ID Re-attending between 3 & 9 months - Adults	2,403	5,102	47.1%	51.3%	53.3%	51.0%
% of FP17s for Band 1 Urgent Courses	396	6,567	6.0%	10.1%	9.0%	9.0%
% of FP17s Relating to Free Repair or Replacements	156	6,567	2.4%	0.8%	1.0%	0.8%
% of FP17s Relating to Continuations	62	6,567	0.9%	0.9%	1.0%	0.9%
% of Patients satisfied with the dentistry they have received	2	2	N/A	95.3%	93.8%	93.2%
% of Patients satisfied with the time they had to wait for an appointment	1	2	N/A	89.3%	89.4%	88.3%

* This is based on patients treated on this contract for their most recent course of treatment. Figures in italics indicate the base number of FP17s or Patient Questionnaire responses are less than 100. N/A is shown where the base number of responses is less than 10 during the period. % is calculated as Quantity/Base number*100

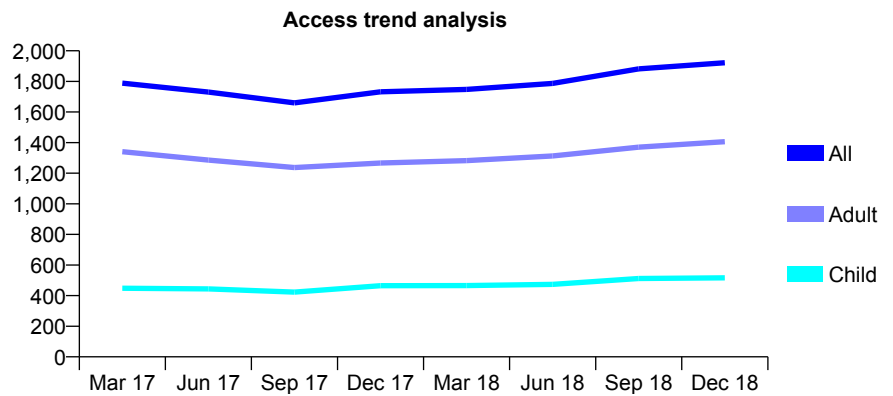
Q46 - Vital Signs At a Glance Contract Report for 749656/0004 - December 2018

Name or company name	MR R HUNTER-JAMES
Contract type name	GDS Contract
Purpose of contract	General
Contract start date	01/04/2006
Contract end date	

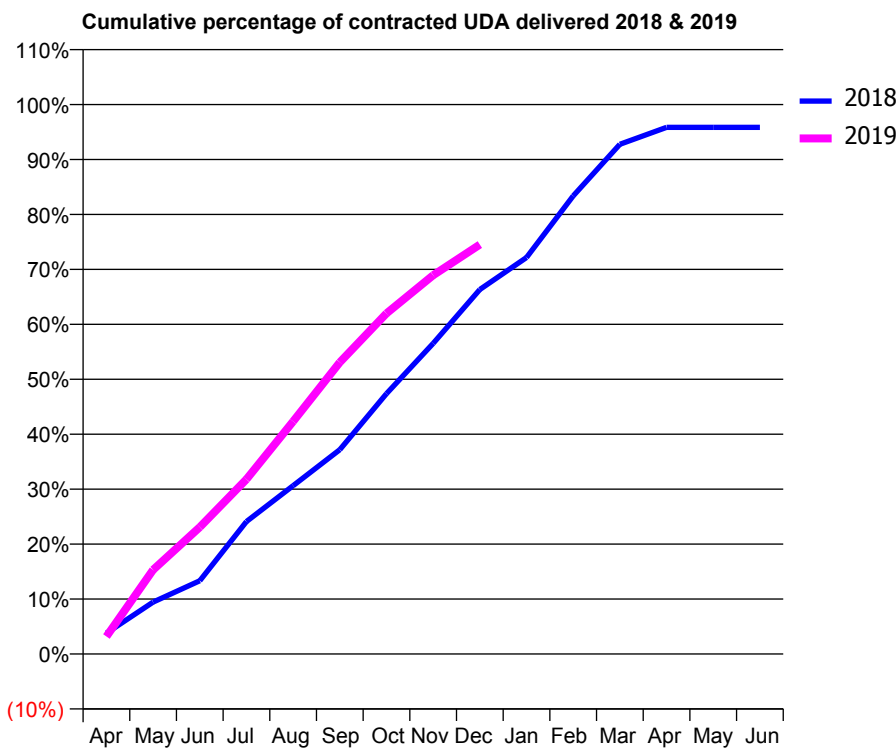
18/19 Contracted general activity (UDA)	5,777
Carry forward general activity (UDA)	240
18/19 Contracted orthodontic activity (UOA)	0
Carry forward orthodontic activity (UOA)	0
Baseline contract value	£158,861.10

ACCESS*

Patients seen in 24 months	Total	Change since previous quarter
Quarter ending December 2017	1,732	
Quarter ending March 2018	1,748	→
Quarter ending June 2018	1,787	↑
Quarter ending September 2018	1,882	↑
Quarter ending December 2018	1,922	↑
Variance since December 2017	11.0%	↑



ACTIVITY



Month	Adjusted Scheduled Activity (UDA)	
	2018	2019
April	219	185
May	546	885
June	771	1,334
July	1,393	1,837
August	1,770	2,446
September	2,148	3,067
October	2,737	3,581
November	3,265	3,982
December	3,832	4,304
January	4,169	
February	4,817	
March	5,359	
April	5,537	
May	5,537	
June	5,537	

QUALITY

	Quantity	Base Number	Contract	AT	Region	England
% of FP17s for the same patient ID Re-attending within 3 months - Children	53	605	8.8%	12.2%	12.3%	11.8%
% of FP17s for the same patient ID Re-attending within 3 months - Adults	225	1,447	15.5%	16.0%	15.8%	15.6%
% of FP17s for the same patient ID Re-attending between 3 & 9 months - Children	317	605	52.4%	58.0%	60.1%	58.8%
% of FP17s for the same patient ID Re-attending between 3 & 9 months - Adults	532	1,447	36.8%	51.3%	53.3%	51.0%
% of FP17s for Band 1 Urgent Courses	166	1,969	8.4%	10.1%	9.0%	9.0%
% of FP17s Relating to Free Repair or Replacements	11	1,969	0.6%	0.8%	1.0%	0.8%
% of FP17s Relating to Continuations	24	1,969	1.2%	0.9%	1.0%	0.9%
% of Patients satisfied with the dentistry they have received	0	0	N/A	95.3%	93.8%	93.2%
% of Patients satisfied with the time they had to wait for an appointment	0	0	N/A	89.3%	89.4%	88.3%

* This is based on patients treated on this contract for their most recent course of treatment. Figures in italics indicate the base number of FP17s or Patient Questionnaire responses are less than 100. N/A is shown where the base number of responses is less than 10 during the period. % is calculated as Quantity/Base number*100

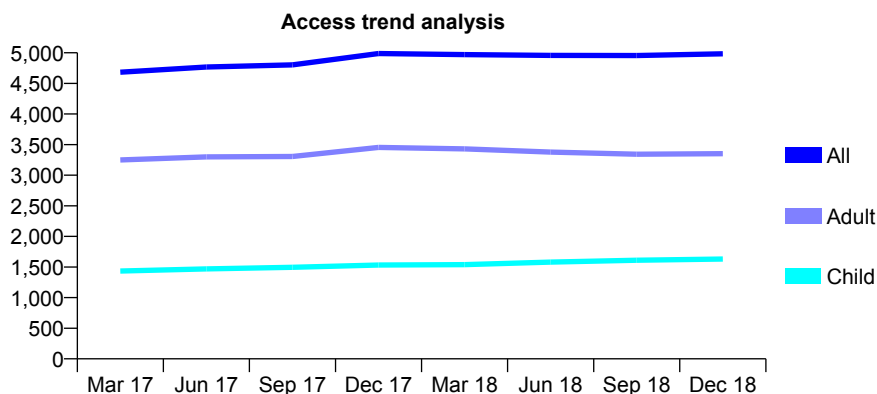
Q46 - Vital Signs At a Glance Contract Report for 755931/0003 - December 2018

Name or company name	MISS R DHARIWAL
Contract type name	GDS Contract
Purpose of contract	General
Contract start date	07/12/2009
Contract end date	

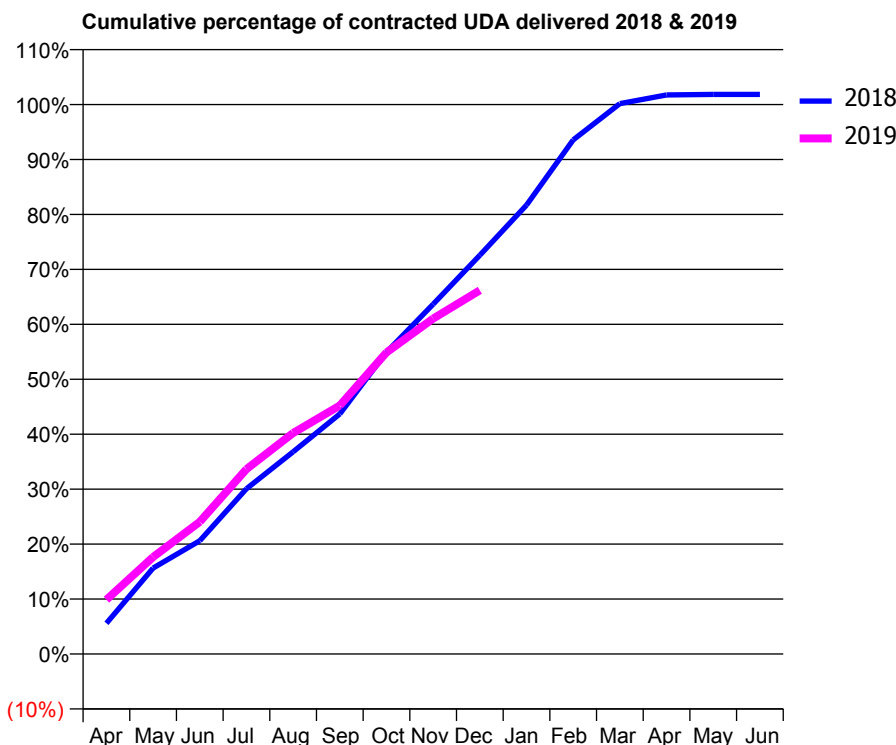
18/19 Contracted general activity (UDA)	13,345
Carry forward general activity (UDA)	-244
18/19 Contracted orthodontic activity (UOA)	0
Carry forward orthodontic activity (UOA)	0
Baseline contract value	£335,511.31

ACCESS*

Patients seen in 24 months	Total	Change since previous quarter
Quarter ending December 2017	4,987	
Quarter ending March 2018	4,970	→
Quarter ending June 2018	4,957	→
Quarter ending September 2018	4,955	→
Quarter ending December 2018	4,983	→
Variance since December 2017	(0.1%)	→



ACTIVITY



Month	Adjusted Scheduled Activity (UDA)	
	2018	2019
April	746	1,321
May	2,088	2,355
June	2,750	3,211
July	4,014	4,489
August	4,913	5,368
September	5,830	6,036
October	7,329	7,323
November	8,497	8,146
December	9,683	8,834
January	10,901	
February	12,485	
March	13,366	
April	13,578	
May	13,589	
June	13,589	

QUALITY

	Quantity	Base Number	Contract	AT	Region	England
% of FP17s for the same patient ID Re-attending within 3 months - Children	509	2,505	20.3%	12.2%	12.3%	11.8%
% of FP17s for the same patient ID Re-attending within 3 months - Adults	239	1,804	13.2%	16.0%	15.8%	15.6%
% of FP17s for the same patient ID Re-attending between 3 & 9 months - Children	1,497	2,505	59.8%	58.0%	60.1%	58.8%
% of FP17s for the same patient ID Re-attending between 3 & 9 months - Adults	806	1,804	44.7%	51.3%	53.3%	51.0%
% of FP17s for Band 1 Urgent Courses	282	4,225	6.7%	10.1%	9.0%	9.0%
% of FP17s Relating to Free Repair or Replacements	22	4,225	0.5%	0.8%	1.0%	0.8%
% of FP17s Relating to Continuations	70	4,225	1.7%	0.9%	1.0%	0.9%
% of Patients satisfied with the dentistry they have received	0	0	N/A	95.3%	93.8%	93.2%
% of Patients satisfied with the time they had to wait for an appointment	0	0	N/A	89.3%	89.4%	88.3%

* This is based on patients treated on this contract for their most recent course of treatment. Figures in italics indicate the base number of FP17s or Patient Questionnaire responses are less than 100. N/A is shown where the base number of responses is less than 10 during the period. % is calculated as Quantity/Base number*100

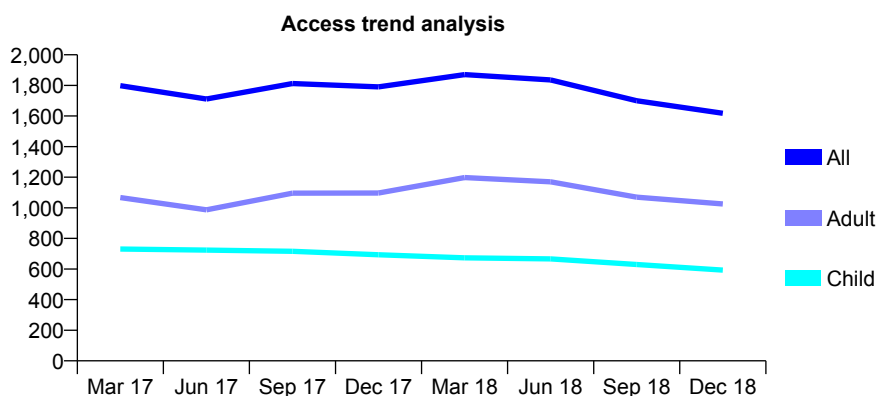
Q46 - Vital Signs At a Glance Contract Report for 755931/0006 - December 2018

Name or company name	MISS R DHARIWAL
Contract type name	GDS Contract
Purpose of contract	General
Contract start date	01/02/2012
Contract end date	

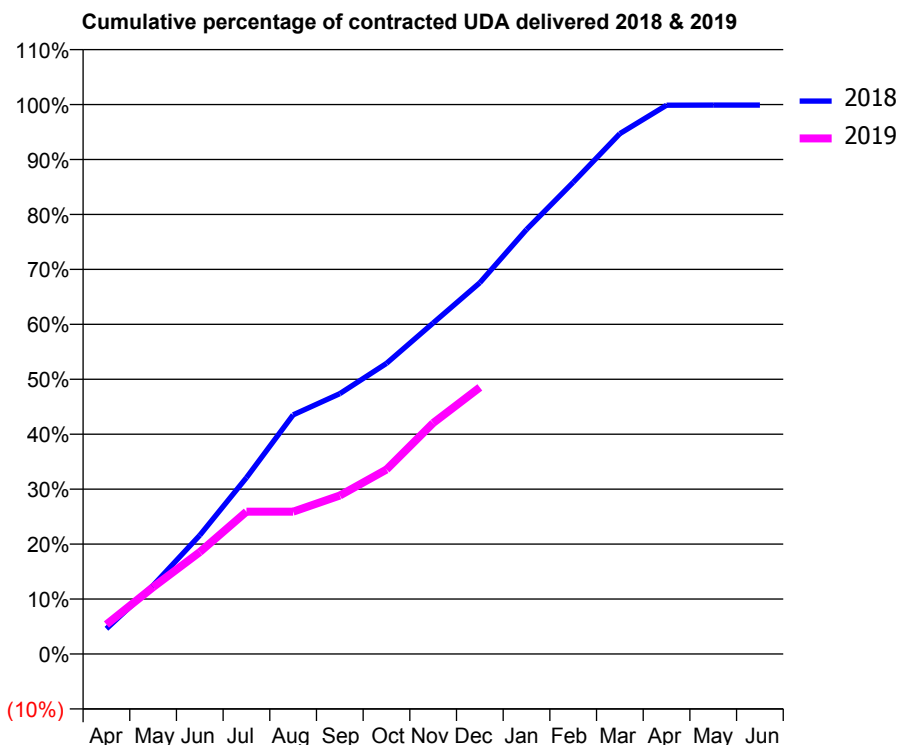
18/19 Contracted general activity (UDA)	4,340
Carry forward general activity (UDA)	4
18/19 Contracted orthodontic activity (UOA)	0
Carry forward orthodontic activity (UOA)	0
Baseline contract value	£109,119.38

ACCESS*

Patients seen in 24 months	Total	Change since previous quarter
Quarter ending December 2017	1,790	
Quarter ending March 2018	1,871	↑
Quarter ending June 2018	1,836	↓
Quarter ending September 2018	1,700	↓
Quarter ending December 2018	1,618	↓
Variance since December 2017	(9.6%)	↓



ACTIVITY



Month	Adjusted Scheduled Activity (UDA)	
	2018	2019
April	199	234
May	542	528
June	937	805
July	1,393	1,125
August	1,889	1,125
September	2,056	1,252
October	2,296	1,457
November	2,614	1,825
December	2,932	2,106
January	3,353	
February	3,725	
March	4,110	
April	4,335	
May	4,336	
June	4,336	

QUALITY

	Quantity	Base Number	Contract	AT	Region	England
% of FP17s for the same patient ID Re-attending within 3 months - Children	23	488	4.7%	12.2%	12.3%	11.8%
% of FP17s for the same patient ID Re-attending within 3 months - Adults	69	624	11.1%	16.0%	15.8%	15.6%
% of FP17s for the same patient ID Re-attending between 3 & 9 months - Children	302	488	61.9%	58.0%	60.1%	58.8%
% of FP17s for the same patient ID Re-attending between 3 & 9 months - Adults	267	624	42.8%	51.3%	53.3%	51.0%
% of FP17s for Band 1 Urgent Courses	95	997	9.5%	10.1%	9.0%	9.0%
% of FP17s Relating to Free Repair or Replacements	2	997	0.2%	0.8%	1.0%	0.8%
% of FP17s Relating to Continuations	10	997	1.0%	0.9%	1.0%	0.9%
% of Patients satisfied with the dentistry they have received	0	0	N/A	95.3%	93.8%	93.2%
% of Patients satisfied with the time they had to wait for an appointment	0	0	N/A	89.3%	89.4%	88.3%

* This is based on patients treated on this contract for their most recent course of treatment. Figures in italics indicate the base number of FP17s or Patient Questionnaire responses are less than 100. N/A is shown where the base number of responses is less than 10 during the period. % is calculated as Quantity/Base number*100

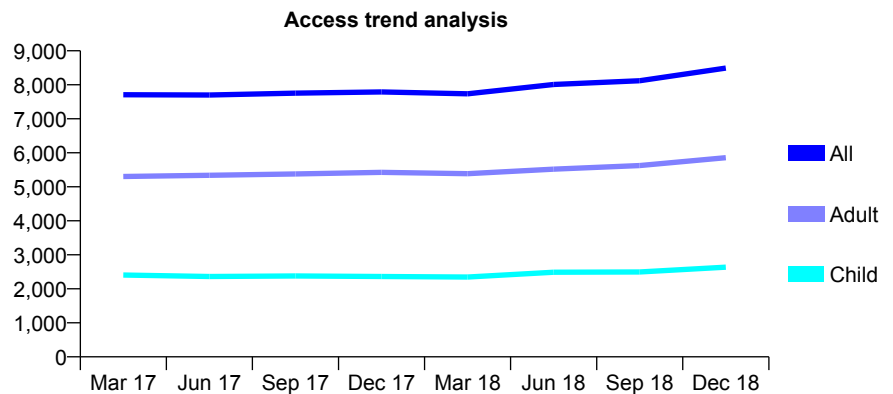
Q46 - Vital Signs At a Glance Contract Report for 755931/0008 - December 2018

Name or company name	MISS R DHARIWAL
Contract type name	GDS Contract
Purpose of contract	General
Contract start date	01/02/2014
Contract end date	

18/19 Contracted general activity (UDA)	22,713
Carry forward general activity (UDA)	0
18/19 Contracted orthodontic activity (UOA)	0
Carry forward orthodontic activity (UOA)	0
Baseline contract value	£649,069.25

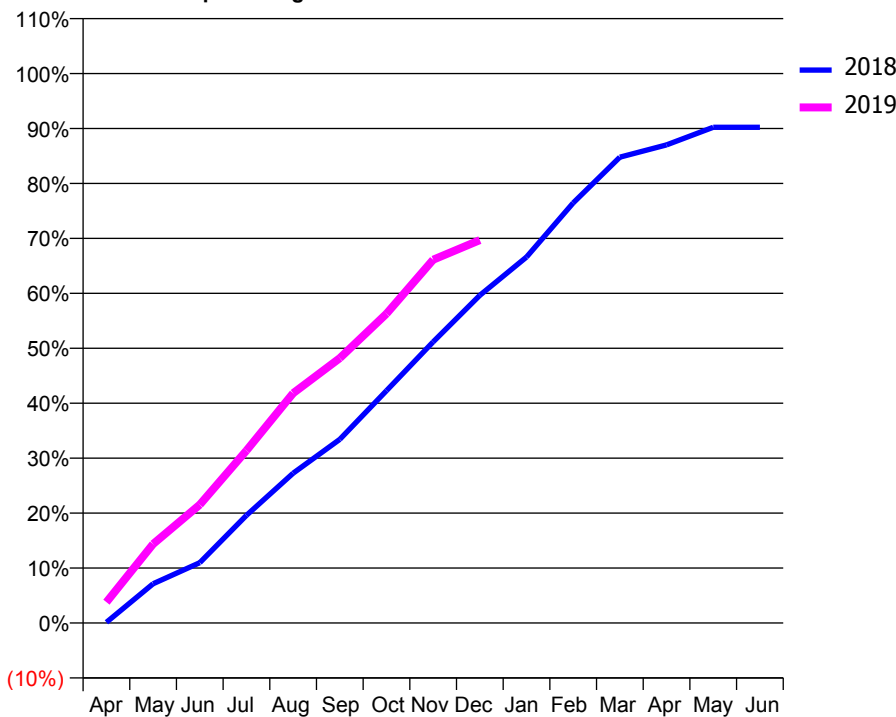
ACCESS*

Patients seen in 24 months	Total	Change since previous quarter
Quarter ending December 2017	7,790	
Quarter ending March 2018	7,735	→
Quarter ending June 2018	8,010	↑
Quarter ending September 2018	8,121	→
Quarter ending December 2018	8,492	↑
Variance since December 2017	9.0%	↑



ACTIVITY

Cumulative percentage of contracted UDA delivered 2018 & 2019



Month	Adjusted Scheduled Activity (UDA)	
	2018	2019
April	31	860
May	1,625	3,265
June	2,494	4,890
July	4,453	7,129
August	6,195	9,502
September	7,591	10,946
October	9,607	12,785
November	11,623	15,018
December	13,548	15,824
January	15,128	
February	17,366	
March	19,256	
April	19,761	
May	20,488	
June	20,489	

QUALITY

	Quantity	Base Number	Contract	AT	Region	England
% of FP17s for the same patient ID Re-attending within 3 months - Children	232	2,974	7.8%	12.2%	12.3%	11.8%
% of FP17s for the same patient ID Re-attending within 3 months - Adults	751	5,111	14.7%	16.0%	15.8%	15.6%
% of FP17s for the same patient ID Re-attending between 3 & 9 months - Children	1,630	2,974	54.8%	58.0%	60.1%	58.8%
% of FP17s for the same patient ID Re-attending between 3 & 9 months - Adults	2,322	5,111	45.4%	51.3%	53.3%	51.0%
% of FP17s for Band 1 Urgent Courses	1,044	7,490	13.9%	10.1%	9.0%	9.0%
% of FP17s Relating to Free Repair or Replacements	2	7,490	0.0%	0.8%	1.0%	0.8%
% of FP17s Relating to Continuations	22	7,490	0.3%	0.9%	1.0%	0.9%
% of Patients satisfied with the dentistry they have received	1	1	N/A	95.3%	93.8%	93.2%
% of Patients satisfied with the time they had to wait for an appointment	1	1	N/A	89.3%	89.4%	88.3%

* This is based on patients treated on this contract for their most recent course of treatment. Figures in italics indicate the base number of FP17s or Patient Questionnaire responses are less than 100. N/A is shown where the base number of responses is less than 10 during the period. % is calculated as Quantity/Base number*100

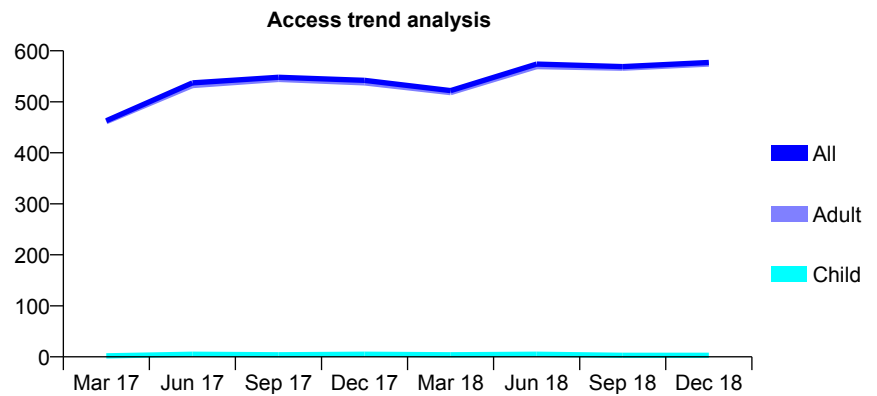
Q46 - Vital Signs At a Glance Contract Report for 755982/0001 - December 2018

Name or company name	Al-Kassab / Sapong
Contract type name	GDS Contract
Purpose of contract	General
Contract start date	01/04/2006
Contract end date	

18/19 Contracted general activity (UDA)	1,461
Carry forward general activity (UDA)	-3
18/19 Contracted orthodontic activity (UOA)	0
Carry forward orthodontic activity (UOA)	0
Baseline contract value	£84,954.27

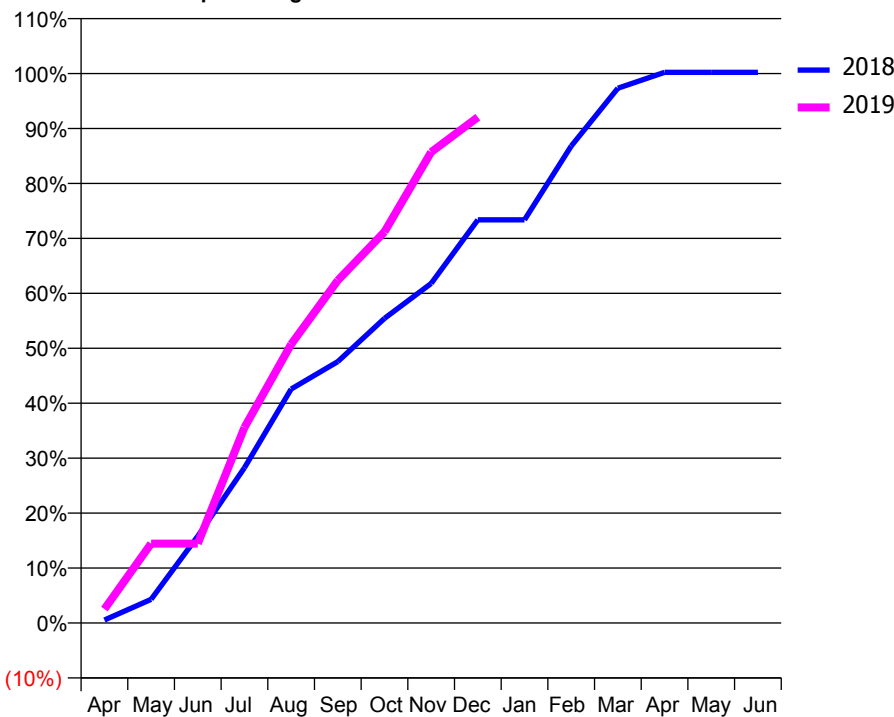
ACCESS*

Patients seen in 24 months	Total	Change since previous quarter
Quarter ending December 2017	542	
Quarter ending March 2018	522	↓
Quarter ending June 2018	574	↑
Quarter ending September 2018	569	→
Quarter ending December 2018	577	→
Variance since December 2017	6.5%	↑



ACTIVITY

Cumulative percentage of contracted UDA delivered 2018 & 2019



Month	Adjusted Scheduled Activity (UDA)	
	2018	2019
April	8	37
May	63	211
June	231	211
July	413	520
August	622	741
September	695	911
October	810	1,040
November	903	1,252
December	1,072	1,345
January	1,072	
February	1,268	
March	1,422	
April	1,464	
May	1,464	
June	1,464	

QUALITY

	Quantity	Base Number	Contract	AT	Region	England
% of FP17s for the same patient ID Re-attending within 3 months - Children	0	4	0.0%	12.2%	12.3%	11.8%
% of FP17s for the same patient ID Re-attending within 3 months - Adults	3	508	0.6%	16.0%	15.8%	15.6%
% of FP17s for the same patient ID Re-attending between 3 & 9 months - Children	0	4	0.0%	58.0%	60.1%	58.8%
% of FP17s for the same patient ID Re-attending between 3 & 9 months - Adults	4	508	0.8%	51.3%	53.3%	51.0%
% of FP17s for Band 1 Urgent Courses	0	496	0.0%	10.1%	9.0%	9.0%
% of FP17s Relating to Free Repair or Replacements	0	496	0.0%	0.8%	1.0%	0.8%
% of FP17s Relating to Continuations	0	496	0.0%	0.9%	1.0%	0.9%
% of Patients satisfied with the dentistry they have received	0	0	N/A	95.3%	93.8%	93.2%
% of Patients satisfied with the time they had to wait for an appointment	0	0	N/A	89.3%	89.4%	88.3%

* This is based on patients treated on this contract for their most recent course of treatment. Figures in italics indicate the base number of FP17s or Patient Questionnaire responses are less than 100. N/A is shown where the base number of responses is less than 10 during the period. % is calculated as Quantity/Base number*100

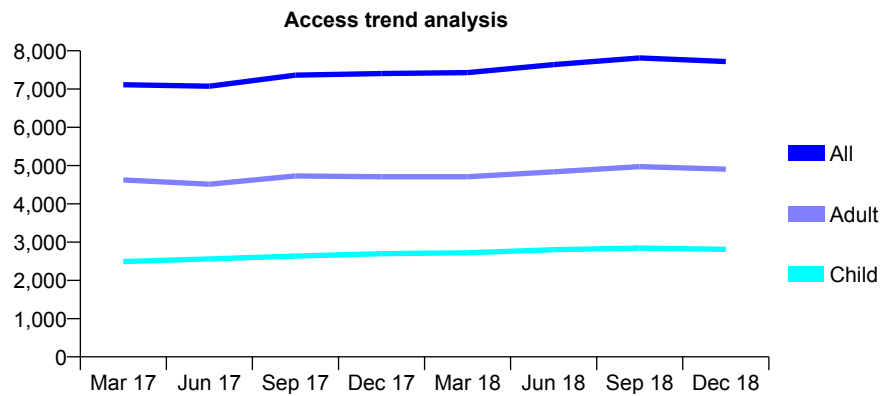
Q46 - Vital Signs At a Glance Contract Report for 757799/0001 - December 2018

Name or company name	MR N JAVEID
Contract type name	GDS Contract
Purpose of contract	General
Contract start date	02/06/2010
Contract end date	

18/19 Contracted general activity (UDA)	31,087
Carry forward general activity (UDA)	-595
18/19 Contracted orthodontic activity (UOA)	0
Carry forward orthodontic activity (UOA)	0
Baseline contract value	£1,068,440.90

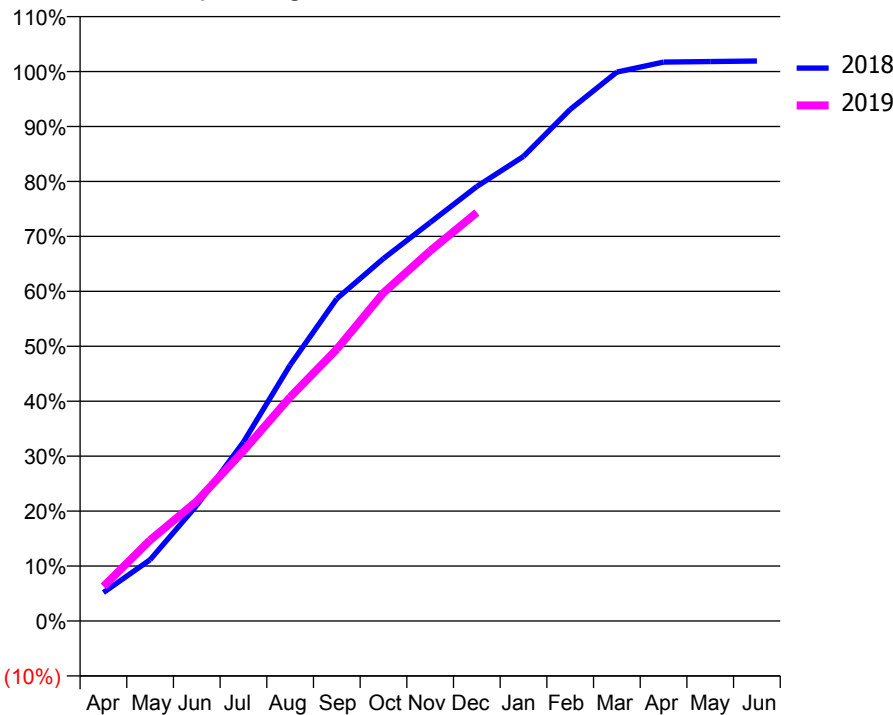
ACCESS*

Patients seen in 24 months	Total	Change since previous quarter
Quarter ending December 2017	7,404	
Quarter ending March 2018	7,429	→
Quarter ending June 2018	7,638	↑
Quarter ending September 2018	7,815	↑
Quarter ending December 2018	7,718	↓
Variance since December 2017	4.2%	↑



ACTIVITY

Cumulative percentage of contracted UDA delivered 2018 & 2019



Month	Adjusted Scheduled Activity (UDA)	
	2018	2019
April	1,612	1,956
May	3,464	4,576
June	6,543	6,776
July	10,125	9,631
August	14,480	12,673
September	18,237	15,378
October	20,506	18,567
November	22,544	20,940
December	24,578	23,110
January	26,288	
February	28,945	
March	31,058	
April	31,616	
May	31,654	
June	31,682	

QUALITY

	Quantity	Base Number	Contract	AT	Region	England
% of FP17s for the same patient ID Re-attending within 3 months - Children	260	2,894	9.0%	12.2%	12.3%	11.8%
% of FP17s for the same patient ID Re-attending within 3 months - Adults	916	4,408	20.8%	16.0%	15.8%	15.6%
% of FP17s for the same patient ID Re-attending between 3 & 9 months - Children	1,433	2,894	49.5%	58.0%	60.1%	58.8%
% of FP17s for the same patient ID Re-attending between 3 & 9 months - Adults	1,494	4,408	33.9%	51.3%	53.3%	51.0%
% of FP17s for Band 1 Urgent Courses	1,104	7,051	15.7%	10.1%	9.0%	9.0%
% of FP17s Relating to Free Repair or Replacements	54	7,051	0.8%	0.8%	1.0%	0.8%
% of FP17s Relating to Continuations	7	7,051	0.1%	0.9%	1.0%	0.9%
% of Patients satisfied with the dentistry they have received	2	3	N/A	95.3%	93.8%	93.2%
% of Patients satisfied with the time they had to wait for an appointment	3	3	N/A	89.3%	89.4%	88.3%

* This is based on patients treated on this contract for their most recent course of treatment. Figures in italics indicate the base number of FP17s or Patient Questionnaire responses are less than 100. N/A is shown where the base number of responses is less than 10 during the period. % is calculated as Quantity/Base number*100

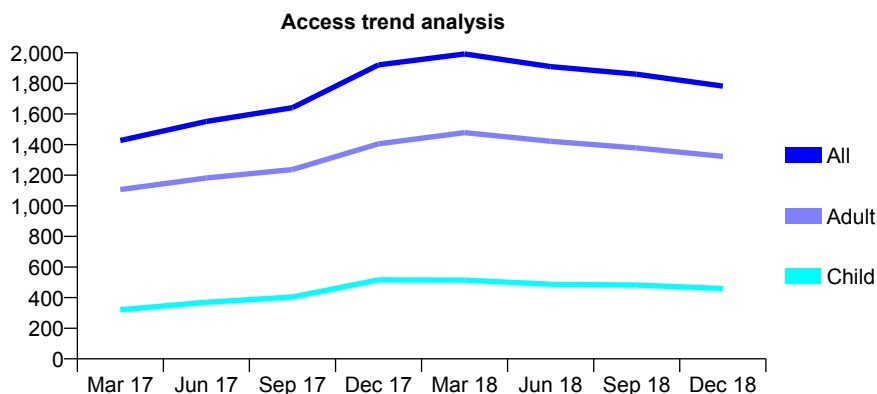
Q46 - Vital Signs At a Glance Contract Report for 760927/0002 - December 2018

Name or company name	MRS DL CAIL
Contract type name	GDS Contract
Purpose of contract	General
Contract start date	01/04/2006
Contract end date	

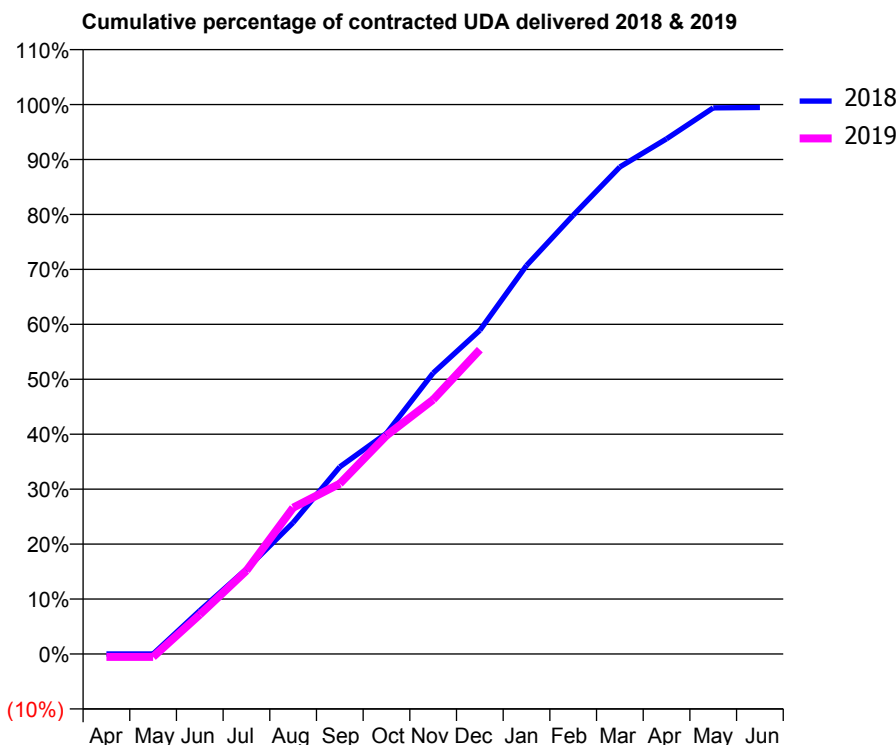
18/19 Contracted general activity (UDA)	5,376
Carry forward general activity (UDA)	29
18/19 Contracted orthodontic activity (UOA)	0
Carry forward orthodontic activity (UOA)	0
Baseline contract value	£121,310.44

ACCESS*

Patients seen in 24 months	Total	Change since previous quarter
Quarter ending December 2017	1,921	
Quarter ending March 2018	1,993	↑
Quarter ending June 2018	1,910	↓
Quarter ending September 2018	1,860	↓
Quarter ending December 2018	1,783	↓
Variance since December 2017	(7.2%)	↓



ACTIVITY



Month	Adjusted Scheduled Activity (UDA)	
	2018	2019
April	0	-29
May	0	-29
June	424	385
July	832	815
August	1,286	1,432
September	1,830	1,666
October	2,159	2,138
November	2,749	2,489
December	3,166	2,977
January	3,801	
February	4,292	
March	4,765	
April	5,041	
May	5,342	
June	5,347	

QUALITY

	Quantity	Base Number	Contract	AT	Region	England
% of FP17s for the same patient ID Re-attending within 3 months - Children	24	421	5.7%	12.2%	12.3%	11.8%
% of FP17s for the same patient ID Re-attending within 3 months - Adults	109	1,052	10.4%	16.0%	15.8%	15.6%
% of FP17s for the same patient ID Re-attending between 3 & 9 months - Children	215	421	51.1%	58.0%	60.1%	58.8%
% of FP17s for the same patient ID Re-attending between 3 & 9 months - Adults	480	1,052	45.6%	51.3%	53.3%	51.0%
% of FP17s for Band 1 Urgent Courses	26	1,234	2.1%	10.1%	9.0%	9.0%
% of FP17s Relating to Free Repair or Replacements	14	1,234	1.1%	0.8%	1.0%	0.8%
% of FP17s Relating to Continuations	5	1,234	0.4%	0.9%	1.0%	0.9%
% of Patients satisfied with the dentistry they have received	2	2	N/A	95.3%	93.8%	93.2%
% of Patients satisfied with the time they had to wait for an appointment	1	2	N/A	89.3%	89.4%	88.3%

* This is based on patients treated on this contract for their most recent course of treatment. Figures in italics indicate the base number of FP17s or Patient Questionnaire responses are less than 100. N/A is shown where the base number of responses is less than 10 during the period. % is calculated as Quantity/Base number*100

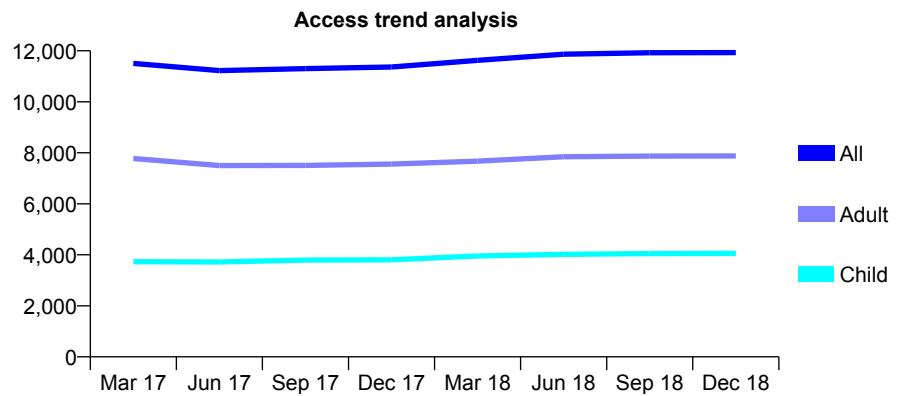
Q46 - Vital Signs At a Glance Contract Report for 764582/0001 - December 2018

Name or company name	MRS SC ROCHFORD
Contract type name	GDS Contract
Purpose of contract	General
Contract start date	01/04/2006
Contract end date	

18/19 Contracted general activity (UDA)	33,180
Carry forward general activity (UDA)	155
18/19 Contracted orthodontic activity (UOA)	0
Carry forward orthodontic activity (UOA)	0
Baseline contract value	£842,460.32

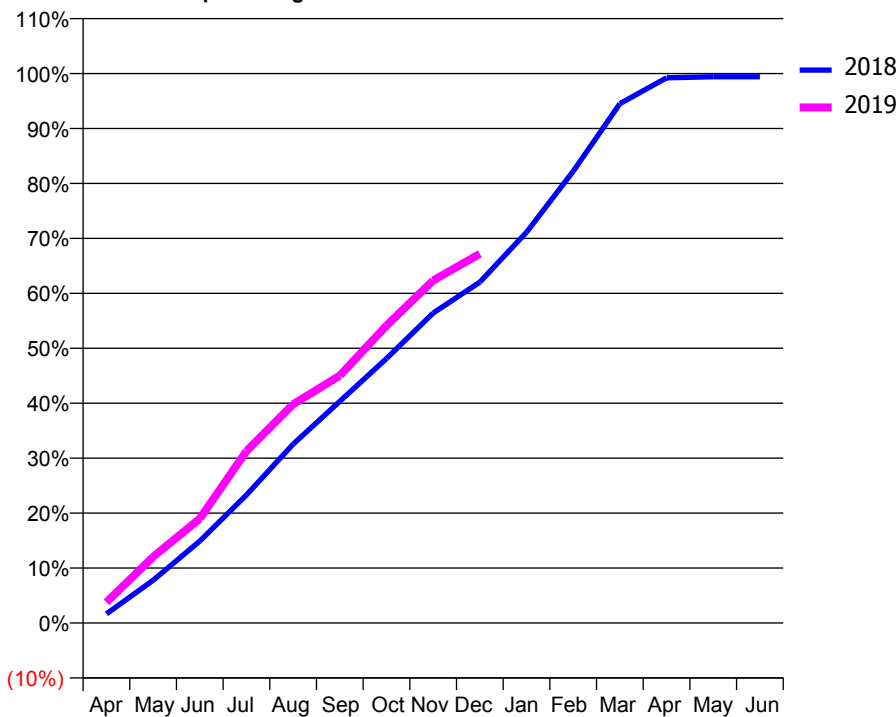
ACCESS*

Patients seen in 24 months	Total	Change since previous quarter
Quarter ending December 2017	11,364	
Quarter ending March 2018	11,627	↑
Quarter ending June 2018	11,866	↑
Quarter ending September 2018	11,926	→
Quarter ending December 2018	11,931	→
Variance since December 2017	5.0%	↑



ACTIVITY

Cumulative percentage of contracted UDA delivered 2018 & 2019



Month	Adjusted Scheduled Activity (UDA)	
	2018	2019
April	555	1,255
May	2,581	4,000
June	4,948	6,298
July	7,737	10,380
August	10,800	13,208
September	13,384	14,944
October	15,973	17,959
November	18,719	20,677
December	20,587	22,289
January	23,593	
February	27,276	
March	31,355	
April	32,919	
May	32,982	
June	32,982	

QUALITY

	Quantity	Base Number	Contract	AT	Region	England
% of FP17s for the same patient ID Re-attending within 3 months - Children	400	4,130	9.7%	12.2%	12.3%	11.8%
% of FP17s for the same patient ID Re-attending within 3 months - Adults	1,117	7,086	15.8%	16.0%	15.8%	15.6%
% of FP17s for the same patient ID Re-attending between 3 & 9 months - Children	2,279	4,130	55.2%	58.0%	60.1%	58.8%
% of FP17s for the same patient ID Re-attending between 3 & 9 months - Adults	3,025	7,086	42.7%	51.3%	53.3%	51.0%
% of FP17s for Band 1 Urgent Courses	1,143	10,482	10.9%	10.1%	9.0%	9.0%
% of FP17s Relating to Free Repair or Replacements	96	10,482	0.9%	0.8%	1.0%	0.8%
% of FP17s Relating to Continuations	36	10,482	0.3%	0.9%	1.0%	0.9%
% of Patients satisfied with the dentistry they have received	2	2	N/A	95.3%	93.8%	93.2%
% of Patients satisfied with the time they had to wait for an appointment	2	2	N/A	89.3%	89.4%	88.3%

* This is based on patients treated on this contract for their most recent course of treatment. Figures in italics indicate the base number of FP17s or Patient Questionnaire responses are less than 100. N/A is shown where the base number of responses is less than 10 during the period. % is calculated as Quantity/Base number*100

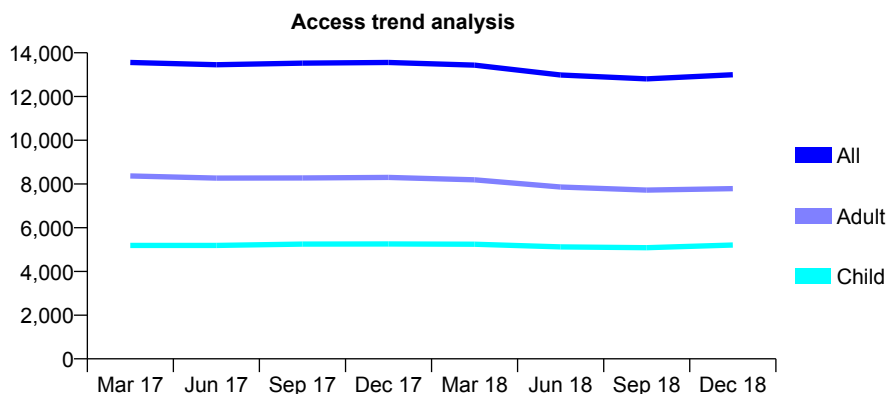
Q46 - Vital Signs At a Glance Contract Report for 764582/0002 - December 2018

Name or company name	MRS SC ROCHFORD
Contract type name	GDS Contract
Purpose of contract	General
Contract start date	01/04/2006
Contract end date	

18/19 Contracted general activity (UDA)	41,734
Carry forward general activity (UDA)	915
18/19 Contracted orthodontic activity (UOA)	0
Carry forward orthodontic activity (UOA)	0
Baseline contract value	£1,116,428.38

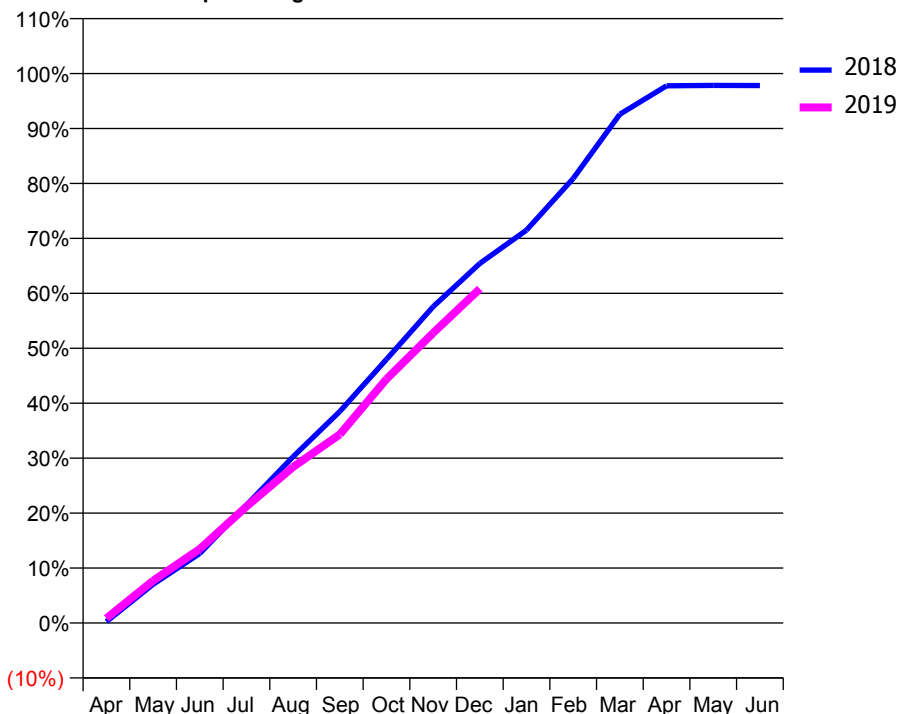
ACCESS*

Patients seen in 24 months	Total	Change since previous quarter
Quarter ending December 2017	13,557	
Quarter ending March 2018	13,435	→
Quarter ending June 2018	12,982	↓
Quarter ending September 2018	12,808	↓
Quarter ending December 2018	12,996	→
Variance since December 2017	(4.1%)	↓



ACTIVITY

Cumulative percentage of contracted UDA delivered 2018 & 2019



Month	Adjusted Scheduled Activity (UDA)	
	2018	2019
April	107	362
May	2,939	3,211
June	5,283	5,622
July	8,953	8,851
August	12,635	11,858
September	16,063	14,321
October	20,029	18,524
November	24,025	22,033
December	27,311	25,383
January	29,843	
February	33,761	
March	38,646	
April	40,797	
May	40,825	
June	40,819	

QUALITY

	Quantity	Base Number	Contract	AT	Region	England
% of FP17s for the same patient ID Re-attending within 3 months - Children	446	5,155	8.7%	12.2%	12.3%	11.8%
% of FP17s for the same patient ID Re-attending within 3 months - Adults	1,214	7,521	16.1%	16.0%	15.8%	15.6%
% of FP17s for the same patient ID Re-attending between 3 & 9 months - Children	2,709	5,155	52.6%	58.0%	60.1%	58.8%
% of FP17s for the same patient ID Re-attending between 3 & 9 months - Adults	3,489	7,521	46.4%	51.3%	53.3%	51.0%
% of FP17s for Band 1 Urgent Courses	1,406	11,819	11.9%	10.1%	9.0%	9.0%
% of FP17s Relating to Free Repair or Replacements	55	11,819	0.5%	0.8%	1.0%	0.8%
% of FP17s Relating to Continuations	54	11,819	0.5%	0.9%	1.0%	0.9%
% of Patients satisfied with the dentistry they have received	2	2	N/A	95.3%	93.8%	93.2%
% of Patients satisfied with the time they had to wait for an appointment	2	2	N/A	89.3%	89.4%	88.3%

* This is based on patients treated on this contract for their most recent course of treatment. Figures in italics indicate the base number of FP17s or Patient Questionnaire responses are less than 100. N/A is shown where the base number of responses is less than 10 during the period. % is calculated as Quantity/Base number*100

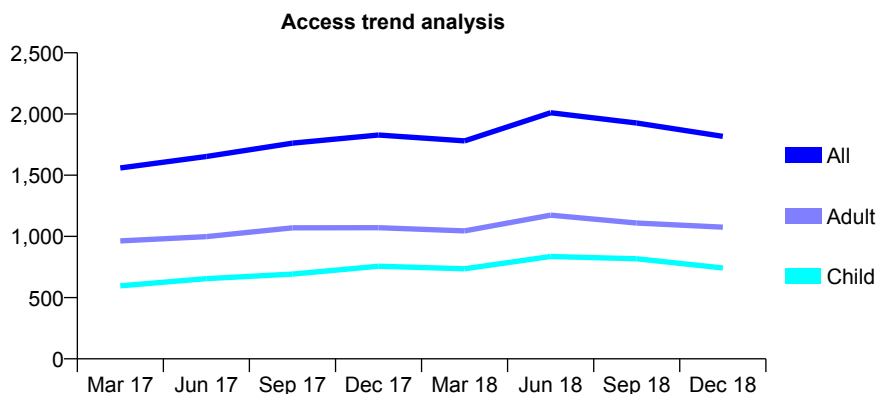
Q46 - Vital Signs At a Glance Contract Report for 764582/0005 - December 2018

Name or company name	MRS SC ROCHFORD
Contract type name	GDS Contract
Purpose of contract	General
Contract start date	01/12/2015
Contract end date	

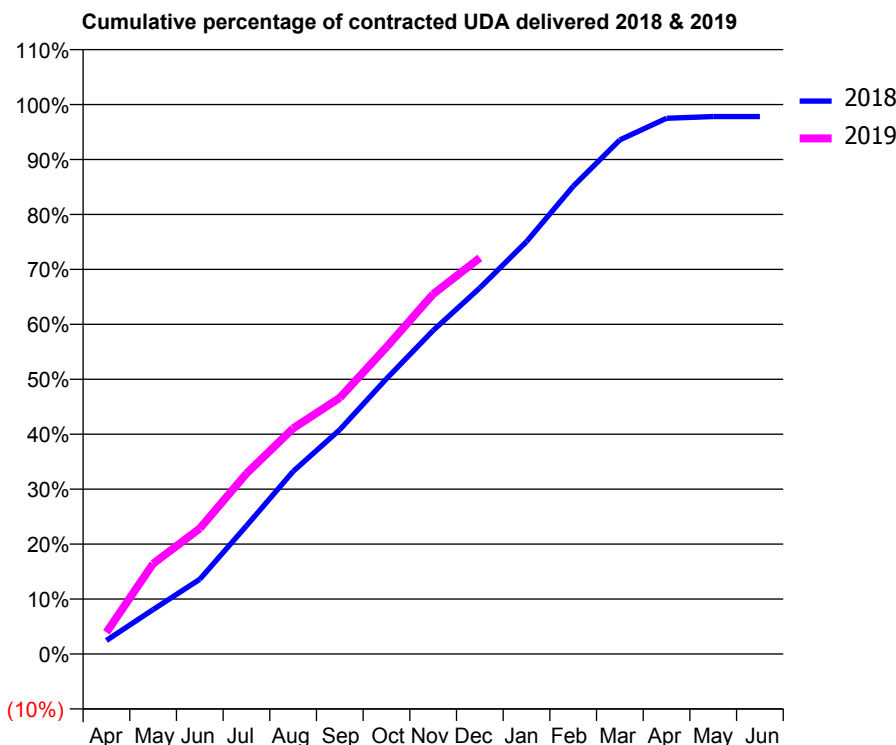
18/19 Contracted general activity (UDA)	5,611
Carry forward general activity (UDA)	122
18/19 Contracted orthodontic activity (UOA)	0
Carry forward orthodontic activity (UOA)	0
Baseline contract value	£187,157.92

ACCESS*

Patients seen in 24 months	Total	Change since previous quarter
Quarter ending December 2017	1,828	
Quarter ending March 2018	1,781	↓
Quarter ending June 2018	2,010	↑
Quarter ending September 2018	1,927	↓
Quarter ending December 2018	1,818	↓
Variance since December 2017	(0.5%)	→



ACTIVITY



Month	Adjusted Scheduled Activity (UDA)	
	2018	2019
April	139	221
May	454	922
June	763	1,282
July	1,309	1,843
August	1,865	2,305
September	2,291	2,617
October	2,811	3,134
November	3,304	3,676
December	3,739	4,045
January	4,210	
February	4,775	
March	5,250	
April	5,470	
May	5,489	
June	5,489	

QUALITY

	Quantity	Base Number	Contract	AT	Region	England
% of FP17s for the same patient ID Re-attending within 3 months - Children	34	832	4.1%	12.2%	12.3%	11.8%
% of FP17s for the same patient ID Re-attending within 3 months - Adults	95	1,065	8.9%	16.0%	15.8%	15.6%
% of FP17s for the same patient ID Re-attending between 3 & 9 months - Children	309	832	37.1%	58.0%	60.1%	58.8%
% of FP17s for the same patient ID Re-attending between 3 & 9 months - Adults	340	1,065	31.9%	51.3%	53.3%	51.0%
% of FP17s for Band 1 Urgent Courses	155	1,800	8.6%	10.1%	9.0%	9.0%
% of FP17s Relating to Free Repair or Replacements	14	1,800	0.8%	0.8%	1.0%	0.8%
% of FP17s Relating to Continuations	10	1,800	0.6%	0.9%	1.0%	0.9%
% of Patients satisfied with the dentistry they have received	0	0	N/A	95.3%	93.8%	93.2%
% of Patients satisfied with the time they had to wait for an appointment	0	0	N/A	89.3%	89.4%	88.3%

* This is based on patients treated on this contract for their most recent course of treatment. Figures in italics indicate the base number of FP17s or Patient Questionnaire responses are less than 100. N/A is shown where the base number of responses is less than 10 during the period. % is calculated as Quantity/Base number*100

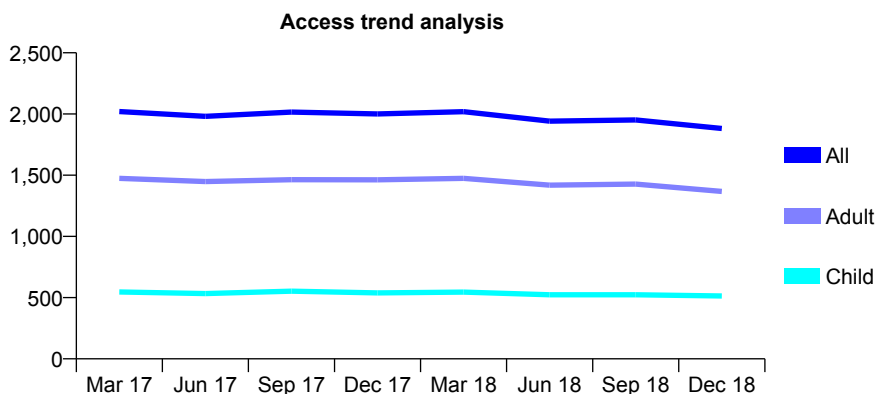
Q46 - Vital Signs At a Glance Contract Report for 765635/0001 - December 2018

Name or company name	MR R ROKNI
Contract type name	GDS Contract
Purpose of contract	General
Contract start date	01/04/2006
Contract end date	

18/19 Contracted general activity (UDA)	11,289
Carry forward general activity (UDA)	-4
18/19 Contracted orthodontic activity (UOA)	0
Carry forward orthodontic activity (UOA)	0
Baseline contract value	£296,523.38

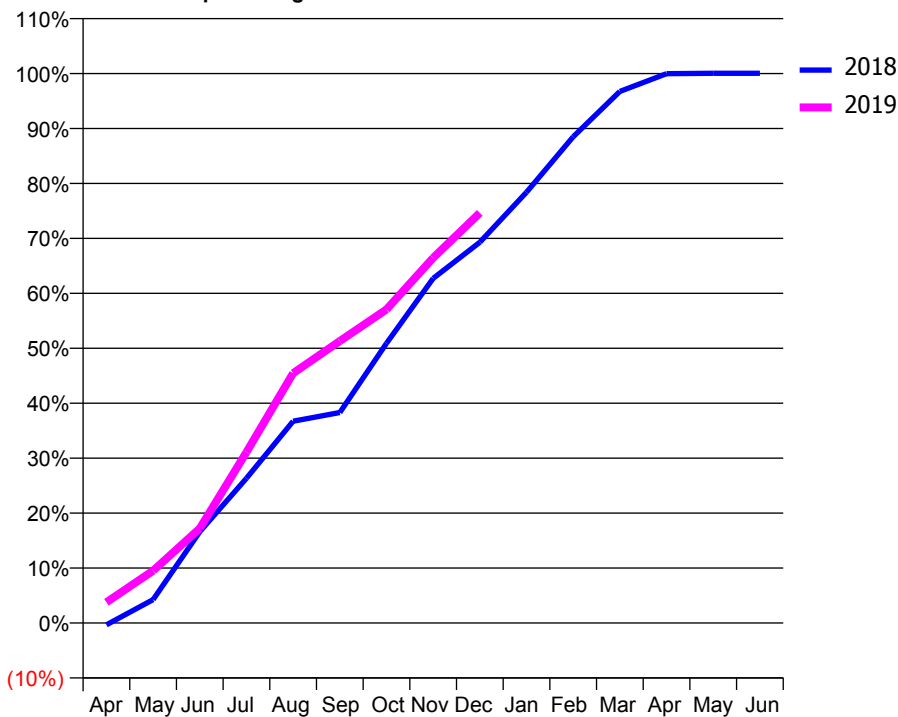
ACCESS*

Patients seen in 24 months	Total	Change since previous quarter
Quarter ending December 2017	2,001	
Quarter ending March 2018	2,019	→
Quarter ending June 2018	1,942	↓
Quarter ending September 2018	1,951	→
Quarter ending December 2018	1,882	↓
Variance since December 2017	(5.9%)	↓



ACTIVITY

Cumulative percentage of contracted UDA delivered 2018 & 2019



Month	Adjusted Scheduled Activity (UDA)	
	2018	2019
April	-41	425
May	481	1,076
June	1,874	1,943
July	2,975	3,509
August	4,145	5,133
September	4,324	5,793
October	5,745	6,442
November	7,081	7,503
December	7,824	8,424
January	8,851	
February	9,989	
March	10,921	
April	11,284	
May	11,293	
June	11,293	

QUALITY

	Quantity	Base Number	Contract	AT	Region	England
% of FP17s for the same patient ID Re-attending within 3 months - Children	65	532	12.2%	12.2%	12.3%	11.8%
% of FP17s for the same patient ID Re-attending within 3 months - Adults	341	1,448	23.5%	16.0%	15.8%	15.6%
% of FP17s for the same patient ID Re-attending between 3 & 9 months - Children	301	532	56.6%	58.0%	60.1%	58.8%
% of FP17s for the same patient ID Re-attending between 3 & 9 months - Adults	679	1,448	46.9%	51.3%	53.3%	51.0%
% of FP17s for Band 1 Urgent Courses	250	1,810	13.8%	10.1%	9.0%	9.0%
% of FP17s Relating to Free Repair or Replacements	2	1,810	0.1%	0.8%	1.0%	0.8%
% of FP17s Relating to Continuations	11	1,810	0.6%	0.9%	1.0%	0.9%
% of Patients satisfied with the dentistry they have received	4	4	N/A	95.3%	93.8%	93.2%
% of Patients satisfied with the time they had to wait for an appointment	4	4	N/A	89.3%	89.4%	88.3%

* This is based on patients treated on this contract for their most recent course of treatment. Figures in italics indicate the base number of FP17s or Patient Questionnaire responses are less than 100. N/A is shown where the base number of responses is less than 10 during the period. % is calculated as Quantity/Base number*100

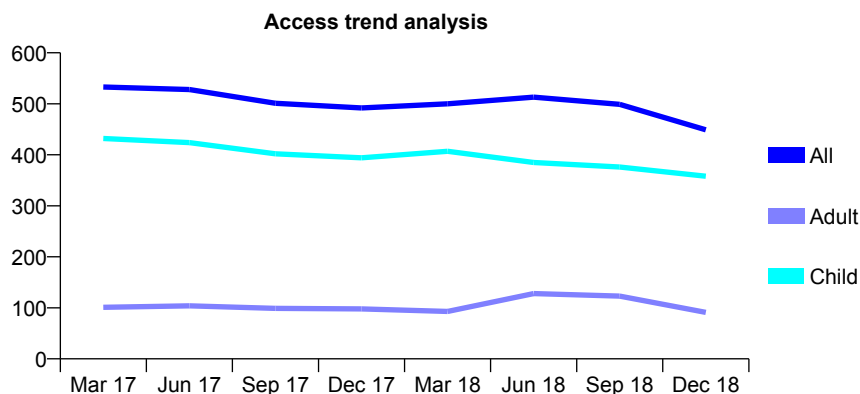
Q46 - Vital Signs At a Glance Contract Report for 766224/0001 - December 2018

Name or company name	MR SM KHONSARY
Contract type name	GDS Contract
Purpose of contract	General
Contract start date	01/04/2006
Contract end date	

18/19 Contracted general activity (UDA)	1,720
Carry forward general activity (UDA)	0
18/19 Contracted orthodontic activity (UOA)	0
Carry forward orthodontic activity (UOA)	0
Baseline contract value	£43,737.20

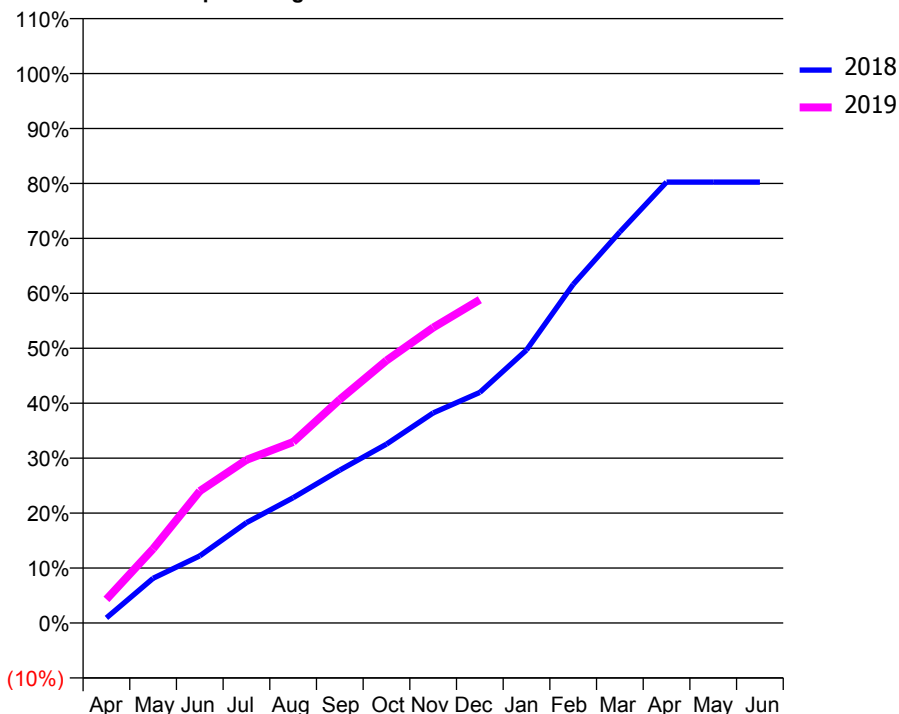
ACCESS*

Patients seen in 24 months	Total	Change since previous quarter
Quarter ending December 2017	492	
Quarter ending March 2018	500	→
Quarter ending June 2018	513	↑
Quarter ending September 2018	499	↓
Quarter ending December 2018	449	↓
Variance since December 2017	(8.7%)	↓



ACTIVITY

Cumulative percentage of contracted UDA delivered 2018 & 2019



Month	Adjusted Scheduled Activity (UDA)	
	2018	2019
April	16	74
May	140	232
June	210	413
July	314	511
August	392	567
September	478	700
October	560	822
November	658	925
December	722	1,012
January	855	
February	1,060	
March	1,224	
April	1,380	
May	1,380	
June	1,380	

QUALITY

	Quantity	Base Number	Contract	AT	Region	England
% of FP17s for the same patient ID Re-attending within 3 months - Children	53	448	11.8%	12.2%	12.3%	11.8%
% of FP17s for the same patient ID Re-attending within 3 months - Adults	3	85	3.5%	16.0%	15.8%	15.6%
% of FP17s for the same patient ID Re-attending between 3 & 9 months - Children	303	448	67.6%	58.0%	60.1%	58.8%
% of FP17s for the same patient ID Re-attending between 3 & 9 months - Adults	14	85	16.5%	51.3%	53.3%	51.0%
% of FP17s for Band 1 Urgent Courses	4	475	0.8%	10.1%	9.0%	9.0%
% of FP17s Relating to Free Repair or Replacements	0	475	0.0%	0.8%	1.0%	0.8%
% of FP17s Relating to Continuations	3	475	0.6%	0.9%	1.0%	0.9%
% of Patients satisfied with the dentistry they have received	0	0	N/A	95.3%	93.8%	93.2%
% of Patients satisfied with the time they had to wait for an appointment	0	0	N/A	89.3%	89.4%	88.3%

* This is based on patients treated on this contract for their most recent course of treatment. Figures in italics indicate the base number of FP17s or Patient Questionnaire responses are less than 100. N/A is shown where the base number of responses is less than 10 during the period. % is calculated as Quantity/Base number*100

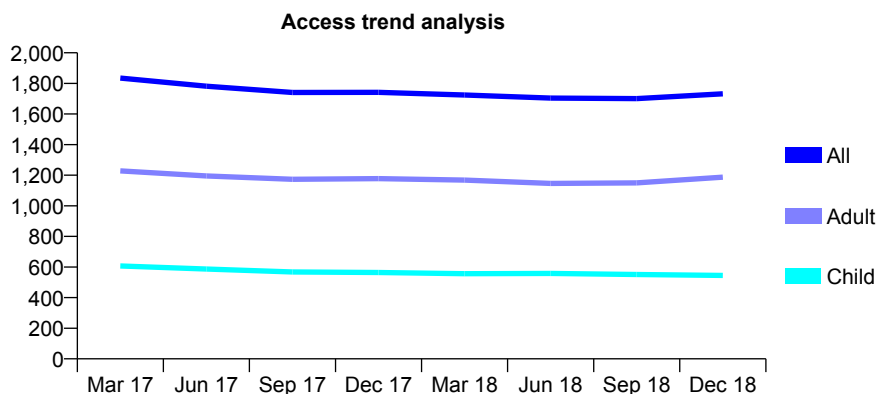
Q46 - Vital Signs At a Glance Contract Report for 766224/0002 - December 2018

Name or company name	MR SM KHONSARY
Contract type name	GDS Contract
Purpose of contract	General
Contract start date	01/07/2012
Contract end date	

18/19 Contracted general activity (UDA)	5,633
Carry forward general activity (UDA)	-34
18/19 Contracted orthodontic activity (UOA)	0
Carry forward orthodontic activity (UOA)	0
Baseline contract value	£160,498.81

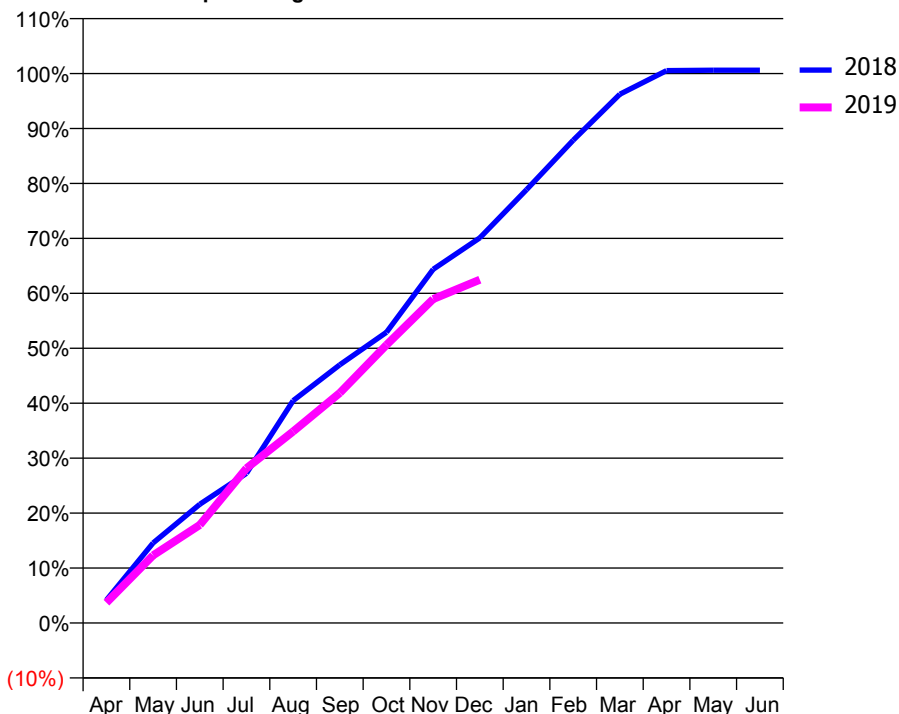
ACCESS*

Patients seen in 24 months	Total	Change since previous quarter
Quarter ending December 2017	1,742	
Quarter ending March 2018	1,724	↓
Quarter ending June 2018	1,704	↓
Quarter ending September 2018	1,701	→
Quarter ending December 2018	1,732	→
Variance since December 2017	(0.6%)	→



ACTIVITY

Cumulative percentage of contracted UDA delivered 2018 & 2019



Month	Adjusted Scheduled Activity (UDA)	
	2018	2019
April	236	208
May	821	694
June	1,218	1,006
July	1,534	1,587
August	2,279	1,963
September	2,647	2,359
October	2,980	2,850
November	3,626	3,321
December	3,948	3,520
January	4,442	
February	4,949	
March	5,421	
April	5,663	
May	5,667	
June	5,667	

QUALITY

	Quantity	Base Number	Contract	AT	Region	England
% of FP17s for the same patient ID Re-attending within 3 months - Children	33	628	5.3%	12.2%	12.3%	11.8%
% of FP17s for the same patient ID Re-attending within 3 months - Adults	195	1,385	14.1%	16.0%	15.8%	15.6%
% of FP17s for the same patient ID Re-attending between 3 & 9 months - Children	418	628	66.6%	58.0%	60.1%	58.8%
% of FP17s for the same patient ID Re-attending between 3 & 9 months - Adults	931	1,385	67.2%	51.3%	53.3%	51.0%
% of FP17s for Band 1 Urgent Courses	153	1,927	7.9%	10.1%	9.0%	9.0%
% of FP17s Relating to Free Repair or Replacements	8	1,927	0.4%	0.8%	1.0%	0.8%
% of FP17s Relating to Continuations	34	1,927	1.8%	0.9%	1.0%	0.9%
% of Patients satisfied with the dentistry they have received	0	0	N/A	95.3%	93.8%	93.2%
% of Patients satisfied with the time they had to wait for an appointment	0	0	N/A	89.3%	89.4%	88.3%

* This is based on patients treated on this contract for their most recent course of treatment. Figures in italics indicate the base number of FP17s or Patient Questionnaire responses are less than 100. N/A is shown where the base number of responses is less than 10 during the period. % is calculated as Quantity/Base number*100

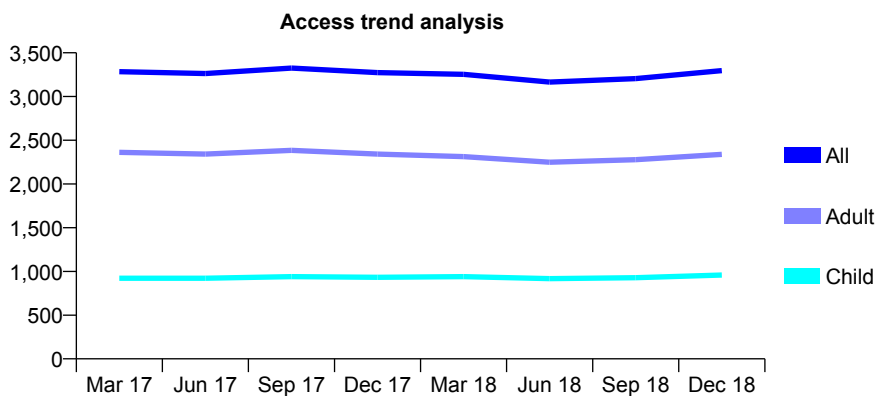
Q46 - Vital Signs At a Glance Contract Report for 769126/0001 - December 2018

Name or company name	Mr Q Iqbal
Contract type name	GDS Contract
Purpose of contract	General
Contract start date	10/09/2012
Contract end date	

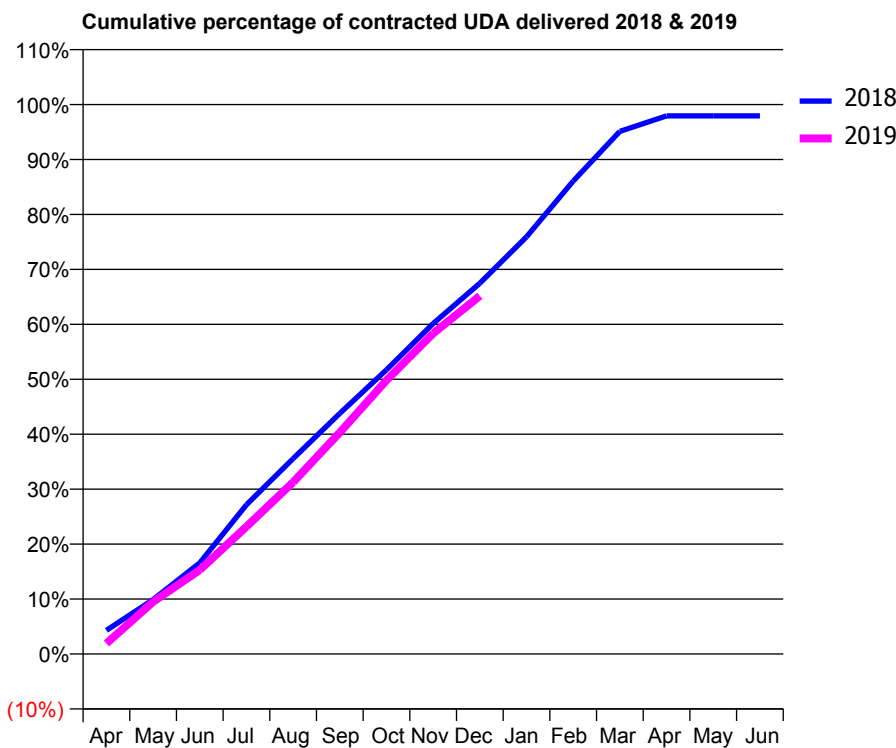
18/19 Contracted general activity (UDA)	10,336
Carry forward general activity (UDA)	214
18/19 Contracted orthodontic activity (UOA)	0
Carry forward orthodontic activity (UOA)	0
Baseline contract value	£285,456.29

ACCESS*

Patients seen in 24 months	Total	Change since previous quarter
Quarter ending December 2017	3,274	
Quarter ending March 2018	3,253	→
Quarter ending June 2018	3,166	↓
Quarter ending September 2018	3,205	→
Quarter ending December 2018	3,297	↑
Variance since December 2017	0.7%	→



ACTIVITY



Month	Adjusted Scheduled Activity (UDA)	
	2018	2019
April	445	200
May	1,024	983
June	1,715	1,582
July	2,808	2,395
August	3,675	3,233
September	4,525	4,167
October	5,345	5,148
November	6,217	6,032
December	6,974	6,736
January	7,847	
February	8,896	
March	9,832	
April	10,122	
May	10,122	
June	10,122	

QUALITY

	Quantity	Base Number	Contract	AT	Region	England
% of FP17s for the same patient ID Re-attending within 3 months - Children	83	1,124	7.4%	12.2%	12.3%	11.8%
% of FP17s for the same patient ID Re-attending within 3 months - Adults	277	2,515	11.0%	16.0%	15.8%	15.6%
% of FP17s for the same patient ID Re-attending between 3 & 9 months - Children	776	1,124	69.0%	58.0%	60.1%	58.8%
% of FP17s for the same patient ID Re-attending between 3 & 9 months - Adults	1,537	2,515	61.1%	51.3%	53.3%	51.0%
% of FP17s for Band 1 Urgent Courses	276	3,521	7.8%	10.1%	9.0%	9.0%
% of FP17s Relating to Free Repair or Replacements	25	3,521	0.7%	0.8%	1.0%	0.8%
% of FP17s Relating to Continuations	14	3,521	0.4%	0.9%	1.0%	0.9%
% of Patients satisfied with the dentistry they have received	1	1	N/A	95.3%	93.8%	93.2%
% of Patients satisfied with the time they had to wait for an appointment	1	1	N/A	89.3%	89.4%	88.3%

* This is based on patients treated on this contract for their most recent course of treatment. Figures in italics indicate the base number of FP17s or Patient Questionnaire responses are less than 100. N/A is shown where the base number of responses is less than 10 during the period. % is calculated as Quantity/Base number*100

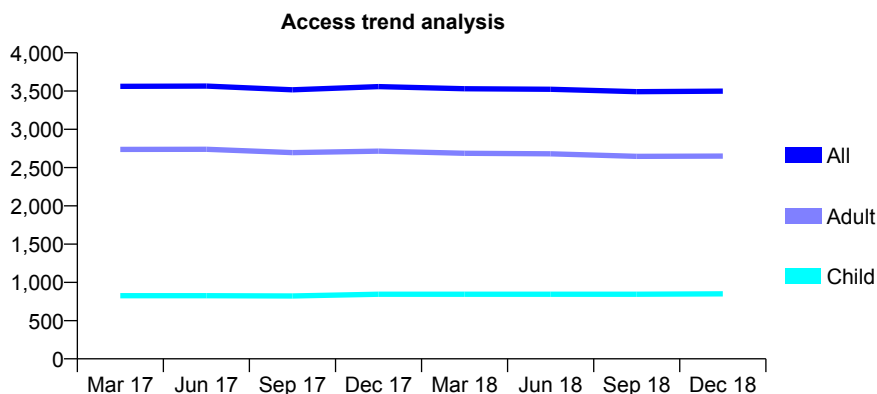
Q46 - Vital Signs At a Glance Contract Report for 769126/0002 - December 2018

Name or company name	MISS S AHMAD
Contract type name	GDS Contract
Purpose of contract	General
Contract start date	15/07/2013
Contract end date	

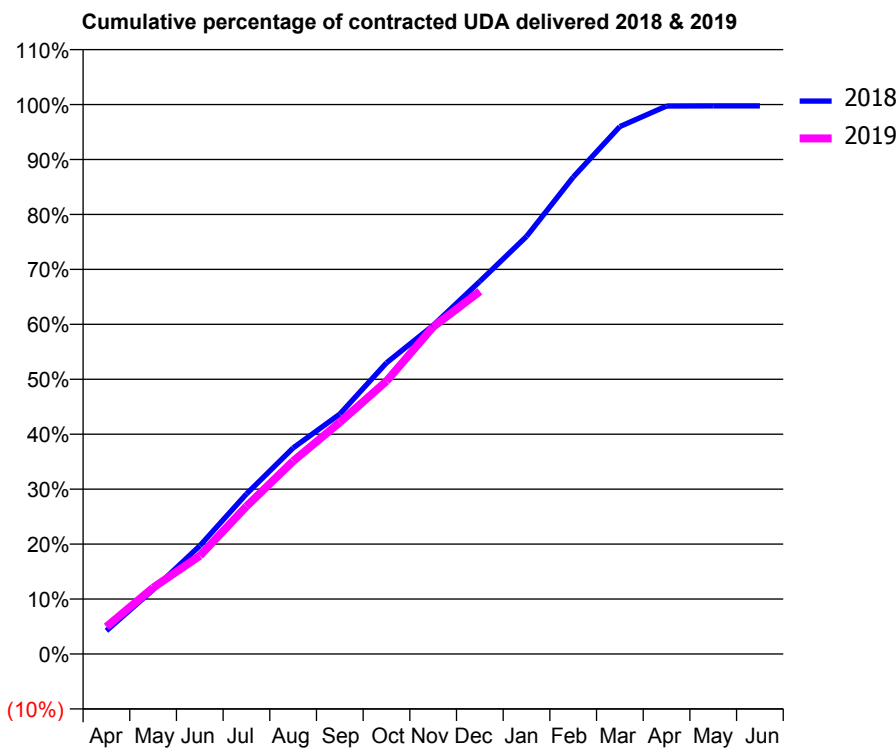
18/19 Contracted general activity (UDA)	13,017
Carry forward general activity (UDA)	32
18/19 Contracted orthodontic activity (UOA)	0
Carry forward orthodontic activity (UOA)	0
Baseline contract value	£330,822.07

ACCESS*

Patients seen in 24 months	Total	Change since previous quarter
Quarter ending December 2017	3,559	
Quarter ending March 2018	3,531	→
Quarter ending June 2018	3,524	→
Quarter ending September 2018	3,492	→
Quarter ending December 2018	3,499	→
Variance since December 2017	(1.7%)	↓



ACTIVITY



Month	Adjusted Scheduled Activity (UDA)	
	2018	2019
April	552	647
May	1,523	1,571
June	2,564	2,328
July	3,792	3,499
August	4,883	4,571
September	5,685	5,488
October	6,898	6,466
November	7,786	7,750
December	8,828	8,592
January	9,892	
February	11,297	
March	12,494	
April	12,982	
May	12,986	
June	12,985	

QUALITY

	Quantity	Base Number	Contract	AT	Region	England
% of FP17s for the same patient ID Re-attending within 3 months - Children	123	1,139	10.8%	12.2%	12.3%	11.8%
% of FP17s for the same patient ID Re-attending within 3 months - Adults	597	3,407	17.5%	16.0%	15.8%	15.6%
% of FP17s for the same patient ID Re-attending between 3 & 9 months - Children	799	1,139	70.1%	58.0%	60.1%	58.8%
% of FP17s for the same patient ID Re-attending between 3 & 9 months - Adults	2,260	3,407	66.3%	51.3%	53.3%	51.0%
% of FP17s for Band 1 Urgent Courses	506	4,351	11.6%	10.1%	9.0%	9.0%
% of FP17s Relating to Free Repair or Replacements	89	4,351	2.0%	0.8%	1.0%	0.8%
% of FP17s Relating to Continuations	52	4,351	1.2%	0.9%	1.0%	0.9%
% of Patients satisfied with the dentistry they have received	5	5	N/A	95.3%	93.8%	93.2%
% of Patients satisfied with the time they had to wait for an appointment	5	5	N/A	89.3%	89.4%	88.3%

* This is based on patients treated on this contract for their most recent course of treatment. Figures in italics indicate the base number of FP17s or Patient Questionnaire responses are less than 100. N/A is shown where the base number of responses is less than 10 during the period. % is calculated as Quantity/Base number*100

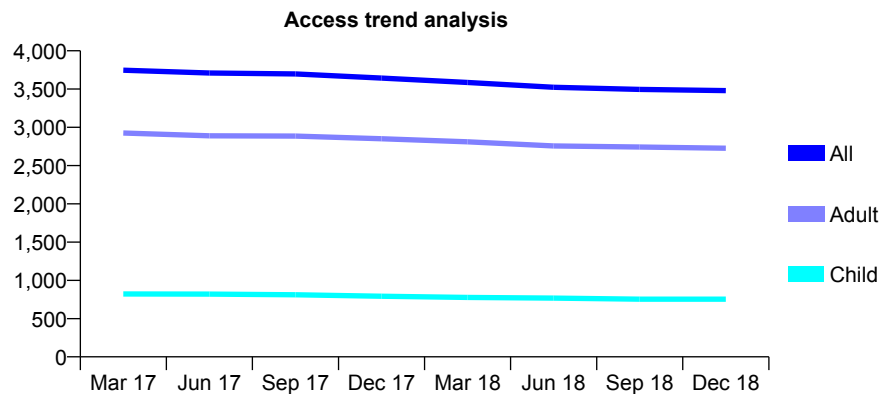
Q46 - Vital Signs At a Glance Contract Report for 769339/0001 - December 2018

Name or company name	MS H LUPSON
Contract type name	GDS Contract
Purpose of contract	General
Contract start date	01/04/2006
Contract end date	

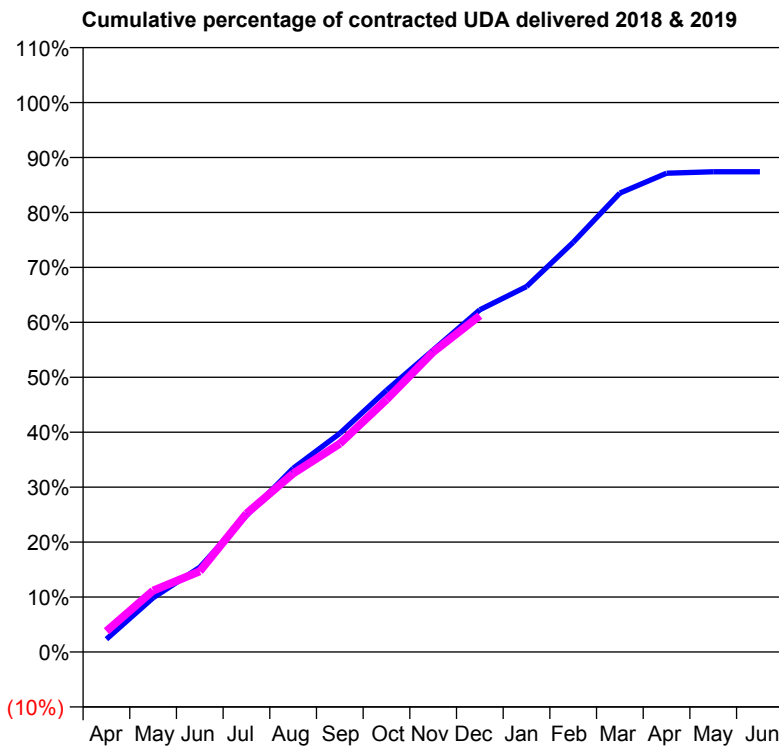
18/19 Contracted general activity (UDA)	12,042
Carry forward general activity (UDA)	0
18/19 Contracted orthodontic activity (UOA)	0
Carry forward orthodontic activity (UOA)	0
Baseline contract value	£296,367.87

ACCESS*

Patients seen in 24 months	Total	Change since previous quarter
Quarter ending December 2017	3,643	
Quarter ending March 2018	3,586	↓
Quarter ending June 2018	3,524	↓
Quarter ending September 2018	3,496	→
Quarter ending December 2018	3,479	→
Variance since December 2017	(4.5%)	↓



ACTIVITY



Month	Adjusted Scheduled Activity (UDA)	
	2018	2019
April	283	458
May	1,189	1,346
June	1,857	1,769
July	2,990	3,034
August	4,026	3,911
September	4,790	4,566
October	5,734	5,531
November	6,617	6,574
December	7,501	7,372
January	8,009	
February	8,979	
March	10,058	
April	10,492	
May	10,524	
June	10,524	

QUALITY

	Quantity	Base Number	Contract	AT	Region	England
% of FP17s for the same patient ID Re-attending within 3 months - Children	81	978	8.3%	12.2%	12.3%	11.8%
% of FP17s for the same patient ID Re-attending within 3 months - Adults	639	3,518	18.2%	16.0%	15.8%	15.6%
% of FP17s for the same patient ID Re-attending between 3 & 9 months - Children	696	978	71.2%	58.0%	60.1%	58.8%
% of FP17s for the same patient ID Re-attending between 3 & 9 months - Adults	2,148	3,518	61.1%	51.3%	53.3%	51.0%
% of FP17s for Band 1 Urgent Courses	344	4,264	8.1%	10.1%	9.0%	9.0%
% of FP17s Relating to Free Repair or Replacements	50	4,264	1.2%	0.8%	1.0%	0.8%
% of FP17s Relating to Continuations	38	4,264	0.9%	0.9%	1.0%	0.9%
% of Patients satisfied with the dentistry they have received	2	2	N/A	95.3%	93.8%	93.2%
% of Patients satisfied with the time they had to wait for an appointment	1	2	N/A	89.3%	89.4%	88.3%

* This is based on patients treated on this contract for their most recent course of treatment. Figures in italics indicate the base number of FP17s or Patient Questionnaire responses are less than 100. N/A is shown where the base number of responses is less than 10 during the period. % is calculated as Quantity/Base number*100

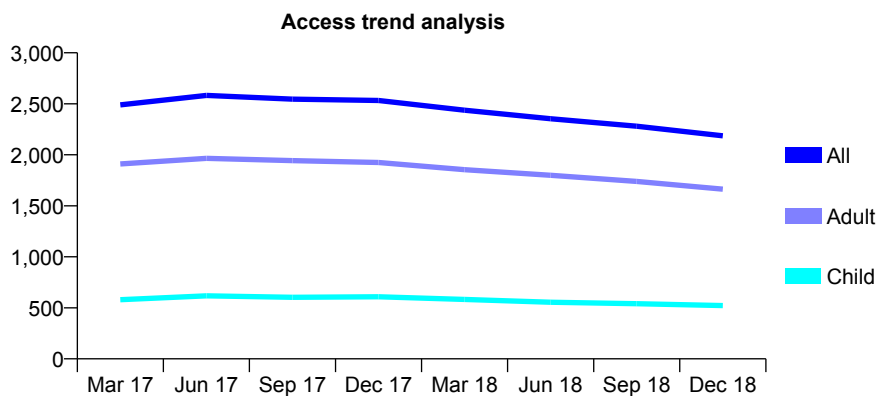
Q46 - Vital Signs At a Glance Contract Report for 770795/0001 - December 2018

Name or company name	MR AR ULLATHORNE
Contract type name	GDS Contract
Purpose of contract	General and Orthodontic
Contract start date	01/12/2013
Contract end date	

18/19 Contracted general activity (UDA)	10,925
Carry forward general activity (UDA)	0
18/19 Contracted orthodontic activity (UOA)	380
Carry forward orthodontic activity (UOA)	0
Baseline contract value	£309,573.76

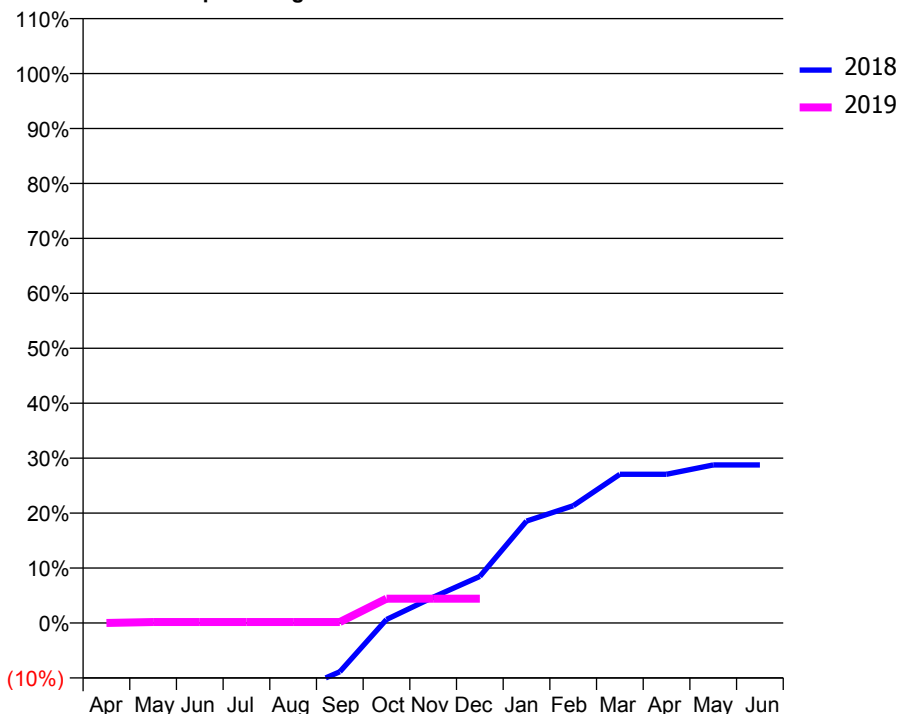
ACCESS*

Patients seen in 24 months	Total	Change since previous quarter
Quarter ending December 2017	2,533	
Quarter ending March 2018	2,437	↓
Quarter ending June 2018	2,354	↓
Quarter ending September 2018	2,280	↓
Quarter ending December 2018	2,186	↓
Variance since December 2017	(13.7%)	↓



ACTIVITY

Cumulative percentage of contracted UDA delivered 2018 & 2019



Month	Adjusted Scheduled Activity (UDA)	
	2018	2019
April	-4,784	0
May	-4,097	20
June	-3,245	20
July	-2,310	20
August	-1,374	20
September	-971	20
October	70	484
November	512	484
December	926	484
January	2,026	
February	2,331	
March	2,957	
April	2,957	
May	3,143	
June	3,143	

QUALITY

	Quantity	Base Number	Contract	AT	Region	England
% of FP17s for the same patient ID Re-attending within 3 months - Children	11	173	6.4%	12.2%	12.3%	11.8%
% of FP17s for the same patient ID Re-attending within 3 months - Adults	79	611	12.9%	16.0%	15.8%	15.6%
% of FP17s for the same patient ID Re-attending between 3 & 9 months - Children	60	173	34.7%	58.0%	60.1%	58.8%
% of FP17s for the same patient ID Re-attending between 3 & 9 months - Adults	232	611	38.0%	51.3%	53.3%	51.0%
% of FP17s for Band 1 Urgent Courses	142	643	22.1%	10.1%	9.0%	9.0%
% of FP17s Relating to Free Repair or Replacements	0	643	0.0%	0.8%	1.0%	0.8%
% of FP17s Relating to Continuations	1	643	0.2%	0.9%	1.0%	0.9%
% of Patients satisfied with the dentistry they have received	0	0	N/A	95.3%	93.8%	93.2%
% of Patients satisfied with the time they had to wait for an appointment	0	0	N/A	89.3%	89.4%	88.3%

* This is based on patients treated on this contract for their most recent course of treatment. Figures in italics indicate the base number of FP17s or Patient Questionnaire responses are less than 100. N/A is shown where the base number of responses is less than 10 during the period. % is calculated as Quantity/Base number*100

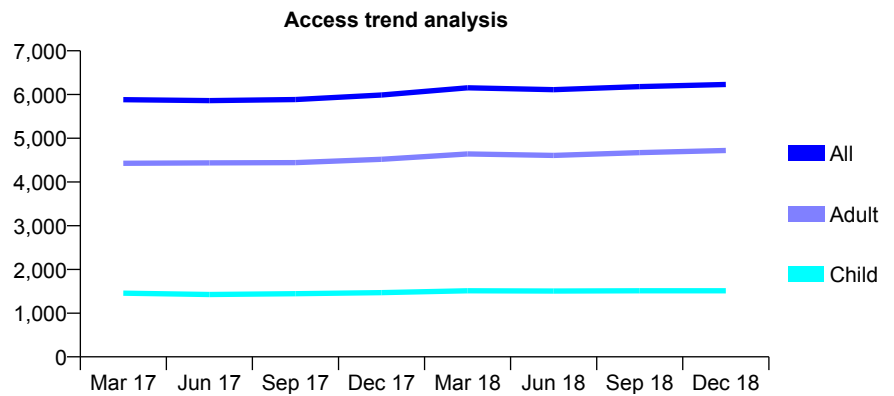
Q46 - Vital Signs At a Glance Contract Report for 770973/0001 - December 2018

Name or company name	MR CD AINSWORTH
Contract type name	GDS Contract
Purpose of contract	General
Contract start date	01/04/2006
Contract end date	

18/19 Contracted general activity (UDA)	20,430
Carry forward general activity (UDA)	-168
18/19 Contracted orthodontic activity (UOA)	0
Carry forward orthodontic activity (UOA)	0
Baseline contract value	£633,044.45

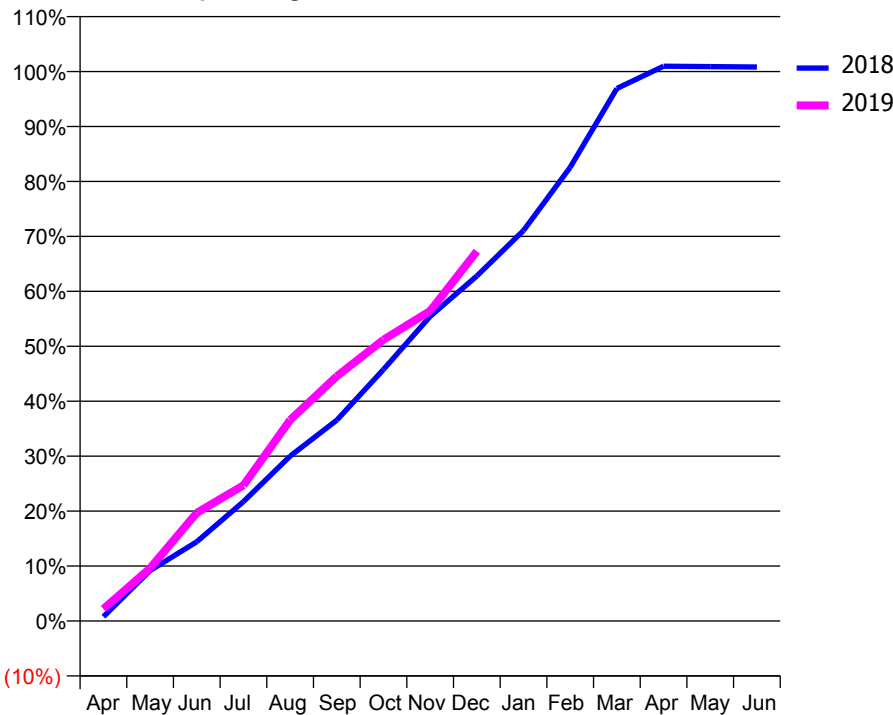
ACCESS*

Patients seen in 24 months	Total	Change since previous quarter
Quarter ending December 2017	5,989	
Quarter ending March 2018	6,154	↑
Quarter ending June 2018	6,112	→
Quarter ending September 2018	6,181	→
Quarter ending December 2018	6,230	→
Variance since December 2017	4.0%	↑



ACTIVITY

Cumulative percentage of contracted UDA delivered 2018 & 2019



Month	Adjusted Scheduled Activity (UDA)	
	2018	2019
April	159	450
May	1,876	1,965
June	2,948	4,021
July	4,437	5,046
August	6,131	7,474
September	7,470	9,101
October	9,354	10,458
November	11,325	11,527
December	12,829	13,746
January	14,520	
February	16,870	
March	19,799	
April	20,627	
May	20,612	
June	20,598	

QUALITY

	Quantity	Base Number	Contract	AT	Region	England
% of FP17s for the same patient ID Re-attending within 3 months - Children	219	1,779	12.3%	12.2%	12.3%	11.8%
% of FP17s for the same patient ID Re-attending within 3 months - Adults	791	4,983	15.9%	16.0%	15.8%	15.6%
% of FP17s for the same patient ID Re-attending between 3 & 9 months - Children	1,078	1,779	60.6%	58.0%	60.1%	58.8%
% of FP17s for the same patient ID Re-attending between 3 & 9 months - Adults	2,833	4,983	56.9%	51.3%	53.3%	51.0%
% of FP17s for Band 1 Urgent Courses	808	6,407	12.6%	10.1%	9.0%	9.0%
% of FP17s Relating to Free Repair or Replacements	55	6,407	0.9%	0.8%	1.0%	0.8%
% of FP17s Relating to Continuations	18	6,407	0.3%	0.9%	1.0%	0.9%
% of Patients satisfied with the dentistry they have received	0	0	N/A	95.3%	93.8%	93.2%
% of Patients satisfied with the time they had to wait for an appointment	0	0	N/A	89.3%	89.4%	88.3%

* This is based on patients treated on this contract for their most recent course of treatment. Figures in italics indicate the base number of FP17s or Patient Questionnaire responses are less than 100. N/A is shown where the base number of responses is less than 10 during the period. % is calculated as Quantity/Base number*100

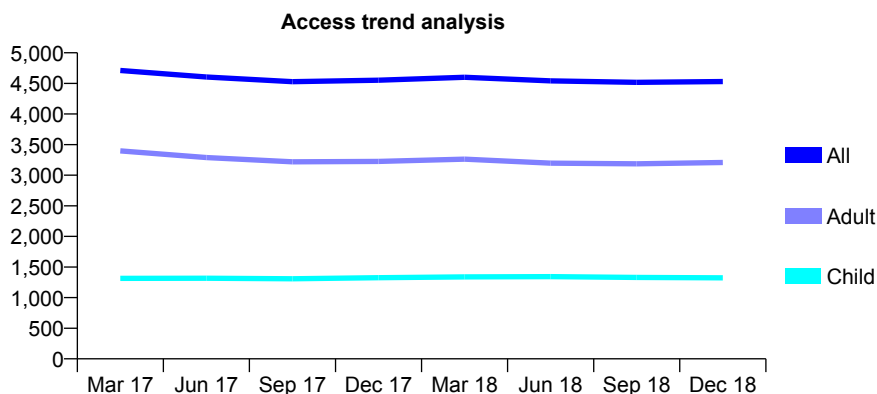
Q46 - Vital Signs At a Glance Contract Report for 772194/0002 - December 2018

Name or company name	MR B AMOZANDEH
Contract type name	GDS Contract
Purpose of contract	General
Contract start date	01/06/2008
Contract end date	

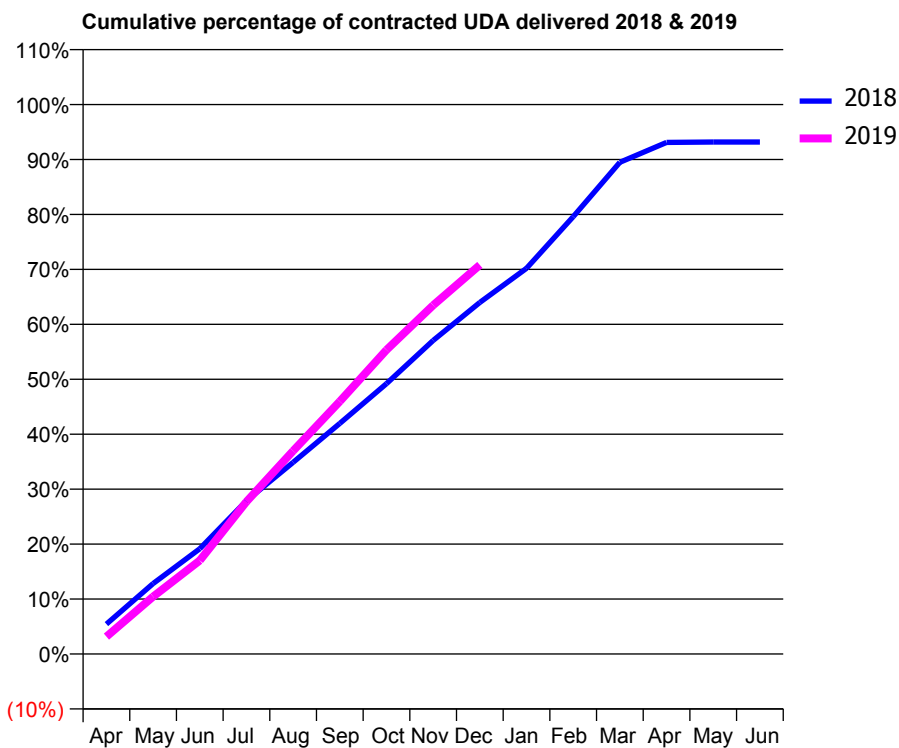
18/19 Contracted general activity (UDA)	19,610
Carry forward general activity (UDA)	0
18/19 Contracted orthodontic activity (UOA)	0
Carry forward orthodontic activity (UOA)	0
Baseline contract value	£560,897.22

ACCESS*

Patients seen in 24 months	Total	Change since previous quarter
Quarter ending December 2017	4,552	
Quarter ending March 2018	4,600	→
Quarter ending June 2018	4,542	↓
Quarter ending September 2018	4,518	→
Quarter ending December 2018	4,530	→
Variance since December 2017	(0.5%)	→



ACTIVITY



Month	Adjusted Scheduled Activity (UDA)	
	2018	2019
April	1,067	623
May	2,516	2,050
June	3,757	3,337
July	5,470	5,436
August	6,843	7,248
September	8,232	9,013
October	9,647	10,852
November	11,191	12,447
December	12,544	13,886
January	13,767	
February	15,604	
March	17,547	
April	18,258	
May	18,270	
June	18,270	

QUALITY

	Quantity	Base Number	Contract	AT	Region	England
% of FP17s for the same patient ID Re-attending within 3 months - Children	167	1,592	10.5%	12.2%	12.3%	11.8%
% of FP17s for the same patient ID Re-attending within 3 months - Adults	718	3,721	19.3%	16.0%	15.8%	15.6%
% of FP17s for the same patient ID Re-attending between 3 & 9 months - Children	1,037	1,592	65.1%	58.0%	60.1%	58.8%
% of FP17s for the same patient ID Re-attending between 3 & 9 months - Adults	2,021	3,721	54.3%	51.3%	53.3%	51.0%
% of FP17s for Band 1 Urgent Courses	458	5,120	8.9%	10.1%	9.0%	9.0%
% of FP17s Relating to Free Repair or Replacements	40	5,120	0.8%	0.8%	1.0%	0.8%
% of FP17s Relating to Continuations	40	5,120	0.8%	0.9%	1.0%	0.9%
% of Patients satisfied with the dentistry they have received	0	0	N/A	95.3%	93.8%	93.2%
% of Patients satisfied with the time they had to wait for an appointment	0	0	N/A	89.3%	89.4%	88.3%

* This is based on patients treated on this contract for their most recent course of treatment. Figures in italics indicate the base number of FP17s or Patient Questionnaire responses are less than 100. N/A is shown where the base number of responses is less than 10 during the period. % is calculated as Quantity/Base number*100

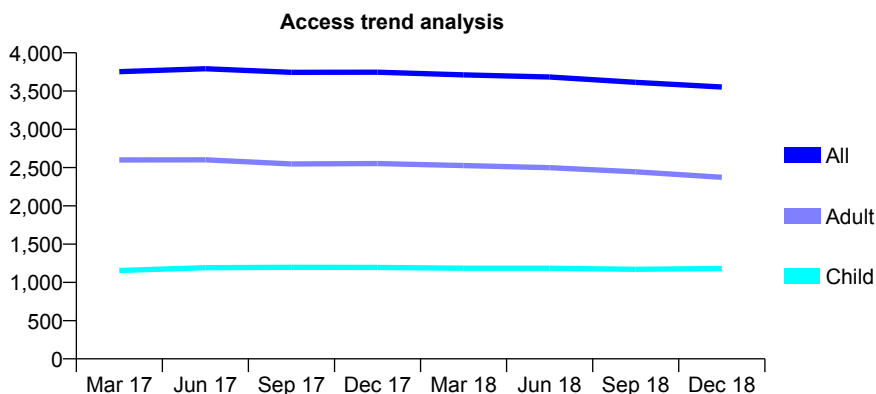
Q46 - Vital Signs At a Glance Contract Report for 772895/0001 - December 2018

Name or company name	MR CE CRAWFORD
Contract type name	GDS Contract
Purpose of contract	General
Contract start date	13/10/2009
Contract end date	

18/19 Contracted general activity (UDA)	6,773
Carry forward general activity (UDA)	-117
18/19 Contracted orthodontic activity (UOA)	0
Carry forward orthodontic activity (UOA)	0
Baseline contract value	£170,282.36

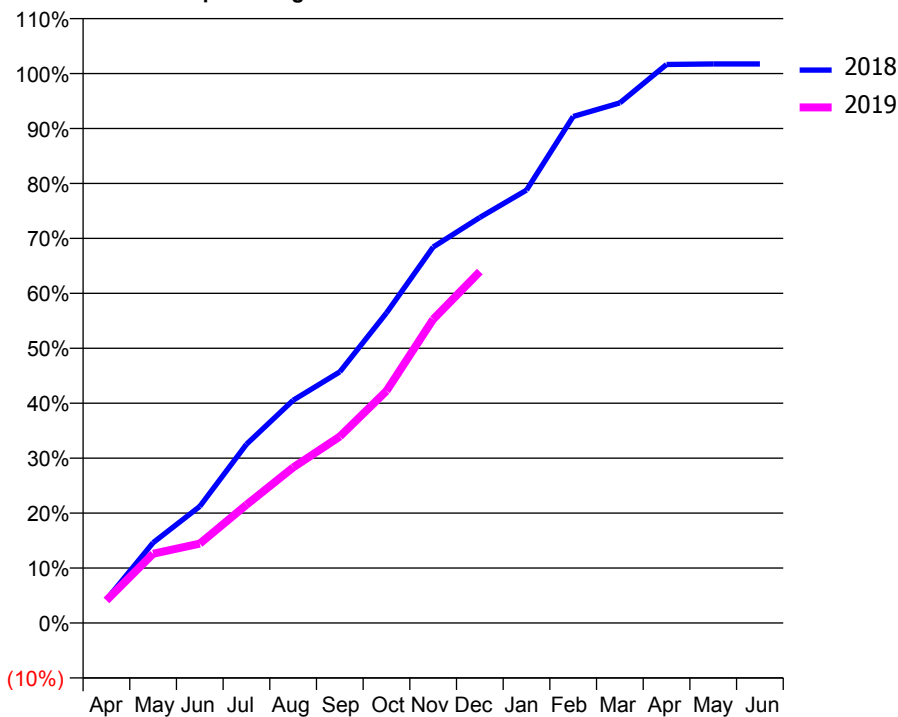
ACCESS*

Patients seen in 24 months	Total	Change since previous quarter
Quarter ending December 2017	3,747	
Quarter ending March 2018	3,711	→
Quarter ending June 2018	3,683	→
Quarter ending September 2018	3,614	↓
Quarter ending December 2018	3,553	↓
Variance since December 2017	(5.2%)	↓



ACTIVITY

Cumulative percentage of contracted UDA delivered 2018 & 2019



Adjusted Scheduled Activity (UDA)

Month	2018	2019
April	289	279
May	990	854
June	1,438	978
July	2,203	1,456
August	2,745	1,917
September	3,096	2,298
October	3,823	2,860
November	4,634	3,744
December	4,999	4,332
January	5,337	
February	6,243	
March	6,410	
April	6,884	
May	6,890	
June	6,890	

QUALITY

	Quantity	Base Number	Contract	AT	Region	England
% of FP17s for the same patient ID Re-attending within 3 months - Children	110	1,505	7.3%	12.2%	12.3%	11.8%
% of FP17s for the same patient ID Re-attending within 3 months - Adults	151	2,030	7.4%	16.0%	15.8%	15.6%
% of FP17s for the same patient ID Re-attending between 3 & 9 months - Children	1,048	1,505	69.6%	58.0%	60.1%	58.8%
% of FP17s for the same patient ID Re-attending between 3 & 9 months - Adults	1,101	2,030	54.2%	51.3%	53.3%	51.0%
% of FP17s for Band 1 Urgent Courses	129	2,362	5.5%	10.1%	9.0%	9.0%
% of FP17s Relating to Free Repair or Replacements	2	2,362	0.1%	0.8%	1.0%	0.8%
% of FP17s Relating to Continuations	20	2,362	0.8%	0.9%	1.0%	0.9%
% of Patients satisfied with the dentistry they have received	0	0	N/A	95.3%	93.8%	93.2%
% of Patients satisfied with the time they had to wait for an appointment	0	0	N/A	89.3%	89.4%	88.3%

* This is based on patients treated on this contract for their most recent course of treatment. Figures in italics indicate the base number of FP17s or Patient Questionnaire responses are less than 100. N/A is shown where the base number of responses is less than 10 during the period. % is calculated as Quantity/Base number*100

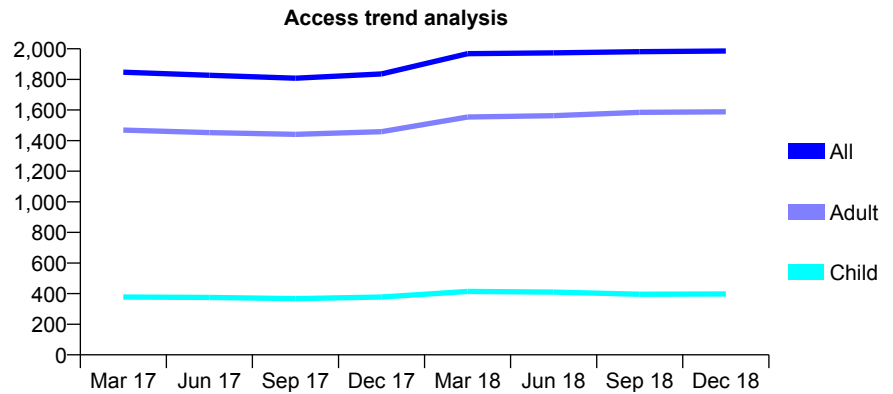
Q46 - Vital Signs At a Glance Contract Report for 772968/0001 - December 2018

Name or company name	MISS SN HUSSAIN
Contract type name	GDS Contract
Purpose of contract	General
Contract start date	19/04/2011
Contract end date	

18/19 Contracted general activity (UDA)	4,906
Carry forward general activity (UDA)	6
18/19 Contracted orthodontic activity (UOA)	0
Carry forward orthodontic activity (UOA)	0
Baseline contract value	£122,579.39

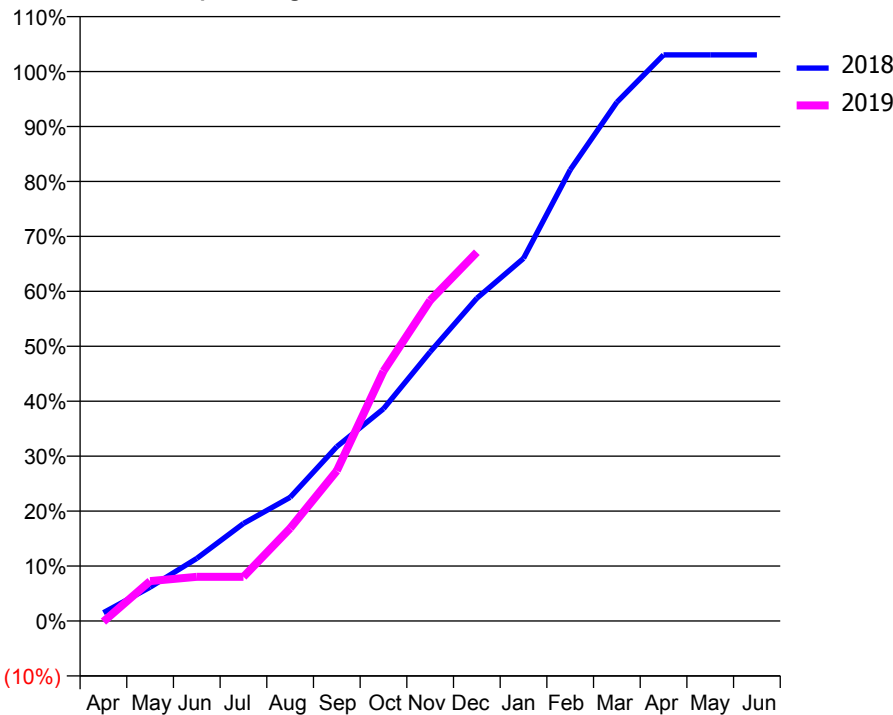
ACCESS*

Patients seen in 24 months	Total	Change since previous quarter
Quarter ending December 2017	1,836	
Quarter ending March 2018	1,968	↑
Quarter ending June 2018	1,973	→
Quarter ending September 2018	1,981	→
Quarter ending December 2018	1,986	→
Variance since December 2017	8.2%	↑



ACTIVITY

Cumulative percentage of contracted UDA delivered 2018 & 2019



Month	Adjusted Scheduled Activity (UDA)	
	2018	2019
April	74	-6
May	302	357
June	559	395
July	871	395
August	1,104	828
September	1,557	1,342
October	1,895	2,231
November	2,403	2,863
December	2,882	3,292
January	3,238	
February	4,028	
March	4,632	
April	5,054	
May	5,054	
June	5,054	

QUALITY

	Quantity	Base Number	Contract	AT	Region	England
% of FP17s for the same patient ID Re-attending within 3 months - Children	46	489	9.4%	12.2%	12.3%	11.8%
% of FP17s for the same patient ID Re-attending within 3 months - Adults	326	1,924	16.9%	16.0%	15.8%	15.6%
% of FP17s for the same patient ID Re-attending between 3 & 9 months - Children	377	489	77.1%	58.0%	60.1%	58.8%
% of FP17s for the same patient ID Re-attending between 3 & 9 months - Adults	1,261	1,924	65.5%	51.3%	53.3%	51.0%
% of FP17s for Band 1 Urgent Courses	197	1,687	11.7%	10.1%	9.0%	9.0%
% of FP17s Relating to Free Repair or Replacements	29	1,687	1.7%	0.8%	1.0%	0.8%
% of FP17s Relating to Continuations	18	1,687	1.1%	0.9%	1.0%	0.9%
% of Patients satisfied with the dentistry they have received	1	1	N/A	95.3%	93.8%	93.2%
% of Patients satisfied with the time they had to wait for an appointment	1	1	N/A	89.3%	89.4%	88.3%

* This is based on patients treated on this contract for their most recent course of treatment. Figures in italics indicate the base number of FP17s or Patient Questionnaire responses are less than 100. N/A is shown where the base number of responses is less than 10 during the period. % is calculated as Quantity/Base number*100

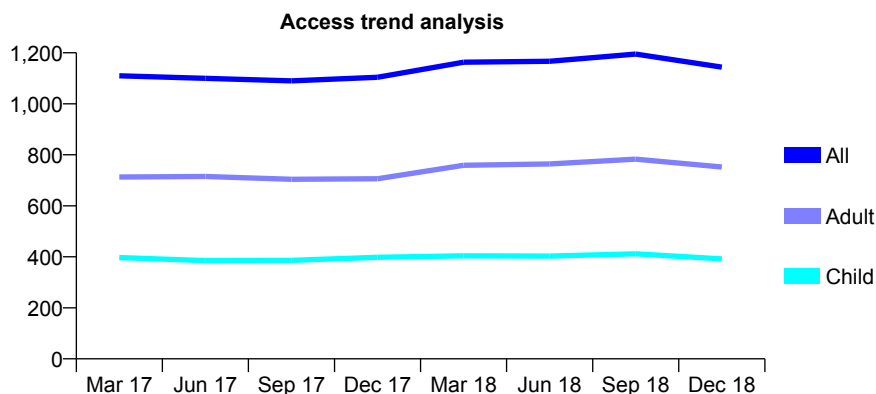
Q46 - Vital Signs At a Glance Contract Report for 772968/0003 - December 2018

Name or company name	MISS SN HUSSAIN
Contract type name	GDS Contract
Purpose of contract	General
Contract start date	01/01/2015
Contract end date	

18/19 Contracted general activity (UDA)	2,213
Carry forward general activity (UDA)	-2
18/19 Contracted orthodontic activity (UOA)	0
Carry forward orthodontic activity (UOA)	0
Baseline contract value	£62,022.72

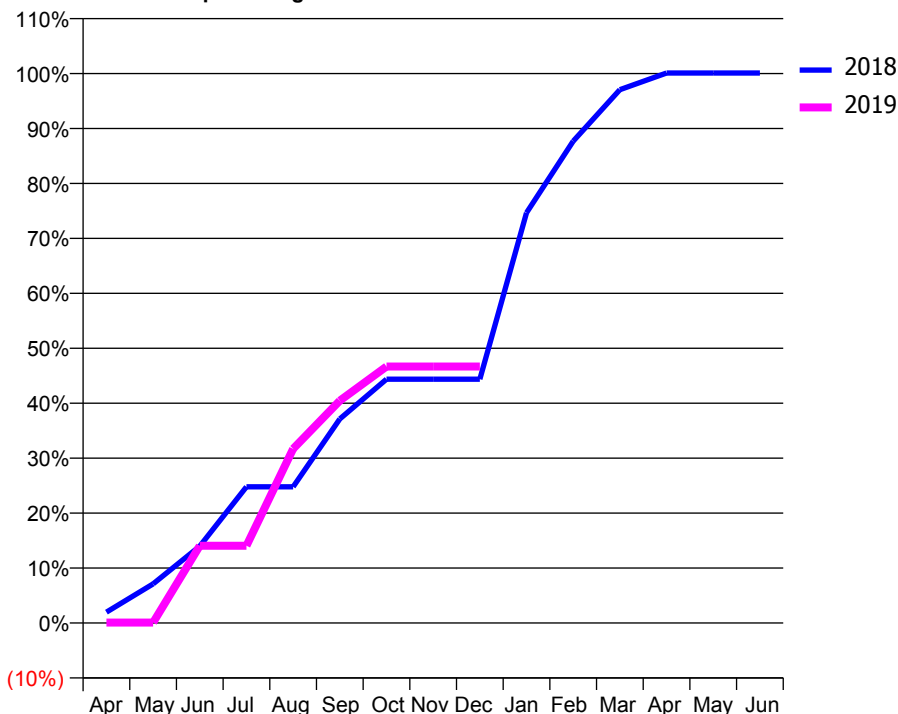
ACCESS*

Patients seen in 24 months	Total	Change since previous quarter
Quarter ending December 2017	1,104	
Quarter ending March 2018	1,163	↑
Quarter ending June 2018	1,167	→
Quarter ending September 2018	1,195	↑
Quarter ending December 2018	1,144	↓
Variance since December 2017	3.6%	↑



ACTIVITY

Cumulative percentage of contracted UDA delivered 2018 & 2019



Month	Adjusted Scheduled Activity (UDA)	
	2018	2019
April	44	2
May	158	2
June	310	311
July	549	311
August	549	702
September	822	895
October	982	1,033
November	982	1,033
December	982	1,033
January	1,652	
February	1,940	
March	2,148	
April	2,215	
May	2,215	
June	2,215	

QUALITY

	Quantity	Base Number	Contract	AT	Region	England
% of FP17s for the same patient ID Re-attending within 3 months - Children	34	422	8.1%	12.2%	12.3%	11.8%
% of FP17s for the same patient ID Re-attending within 3 months - Adults	94	687	13.7%	16.0%	15.8%	15.6%
% of FP17s for the same patient ID Re-attending between 3 & 9 months - Children	305	422	72.3%	58.0%	60.1%	58.8%
% of FP17s for the same patient ID Re-attending between 3 & 9 months - Adults	439	687	63.9%	51.3%	53.3%	51.0%
% of FP17s for Band 1 Urgent Courses	60	674	8.9%	10.1%	9.0%	9.0%
% of FP17s Relating to Free Repair or Replacements	2	674	0.3%	0.8%	1.0%	0.8%
% of FP17s Relating to Continuations	6	674	0.9%	0.9%	1.0%	0.9%
% of Patients satisfied with the dentistry they have received	0	0	N/A	95.3%	93.8%	93.2%
% of Patients satisfied with the time they had to wait for an appointment	0	0	N/A	89.3%	89.4%	88.3%

* This is based on patients treated on this contract for their most recent course of treatment. Figures in italics indicate the base number of FP17s or Patient Questionnaire responses are less than 100. N/A is shown where the base number of responses is less than 10 during the period. % is calculated as Quantity/Base number*100

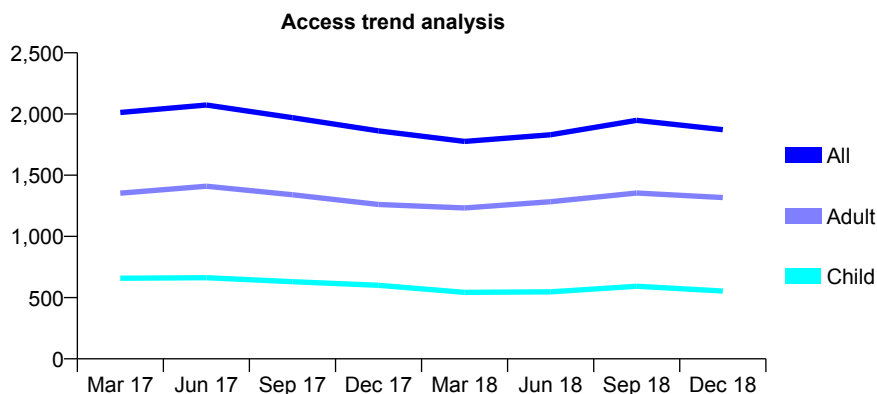
Q46 - Vital Signs At a Glance Contract Report for 773174/0001 - December 2018

Name or company name	MR S AHMED
Contract type name	GDS Contract
Purpose of contract	General
Contract start date	01/04/2006
Contract end date	

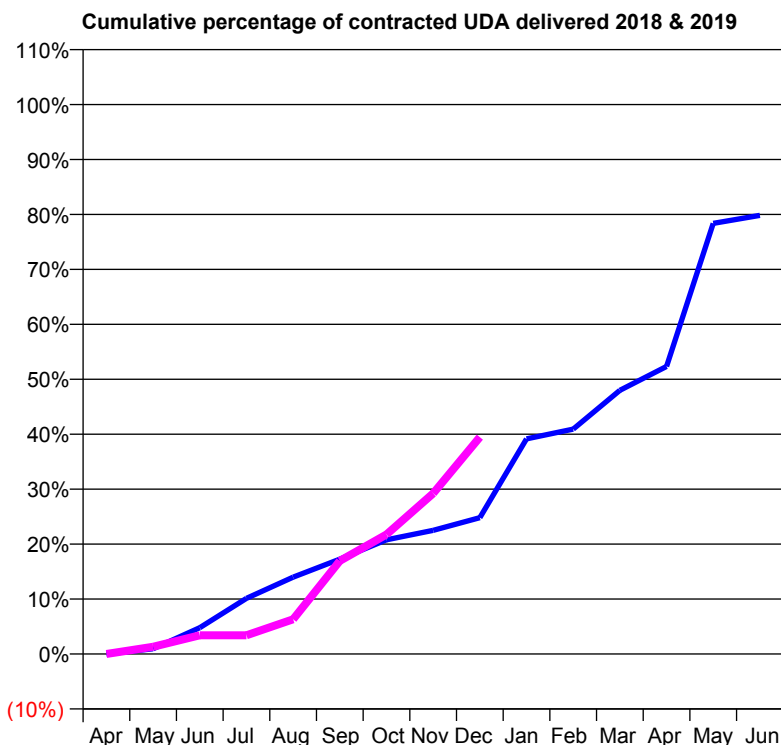
18/19 Contracted general activity (UDA)	8,304
Carry forward general activity (UDA)	0
18/19 Contracted orthodontic activity (UOA)	0
Carry forward orthodontic activity (UOA)	0
Baseline contract value	£283,545.53

ACCESS*

Patients seen in 24 months	Total	Change since previous quarter
Quarter ending December 2017	1,862	
Quarter ending March 2018	1,776	↓
Quarter ending June 2018	1,831	↑
Quarter ending September 2018	1,948	↑
Quarter ending December 2018	1,872	↓
Variance since December 2017	0.5%	→



ACTIVITY



Month	Adjusted Scheduled Activity (UDA)	
	2018	2019
April	0	0
May	80	111
June	399	284
July	841	284
August	1,162	525
September	1,434	1,408
October	1,725	1,807
November	1,868	2,427
December	2,061	3,278
January	3,251	
February	3,398	
March	3,984	
April	4,346	
May	6,509	
June	6,629	

QUALITY

	Quantity	Base Number	Contract	AT	Region	England
% of FP17s for the same patient ID Re-attending within 3 months - Children	23	419	5.5%	12.2%	12.3%	11.8%
% of FP17s for the same patient ID Re-attending within 3 months - Adults	148	1,038	14.3%	16.0%	15.8%	15.6%
% of FP17s for the same patient ID Re-attending between 3 & 9 months - Children	72	419	17.2%	58.0%	60.1%	58.8%
% of FP17s for the same patient ID Re-attending between 3 & 9 months - Adults	243	1,038	23.4%	51.3%	53.3%	51.0%
% of FP17s for Band 1 Urgent Courses	61	981	6.2%	10.1%	9.0%	9.0%
% of FP17s Relating to Free Repair or Replacements	12	981	1.2%	0.8%	1.0%	0.8%
% of FP17s Relating to Continuations	0	981	0.0%	0.9%	1.0%	0.9%
% of Patients satisfied with the dentistry they have received	1	1	N/A	95.3%	93.8%	93.2%
% of Patients satisfied with the time they had to wait for an appointment	0	1	N/A	89.3%	89.4%	88.3%

* This is based on patients treated on this contract for their most recent course of treatment. Figures in italics indicate the base number of FP17s or Patient Questionnaire responses are less than 100. N/A is shown where the base number of responses is less than 10 during the period. % is calculated as Quantity/Base number*100

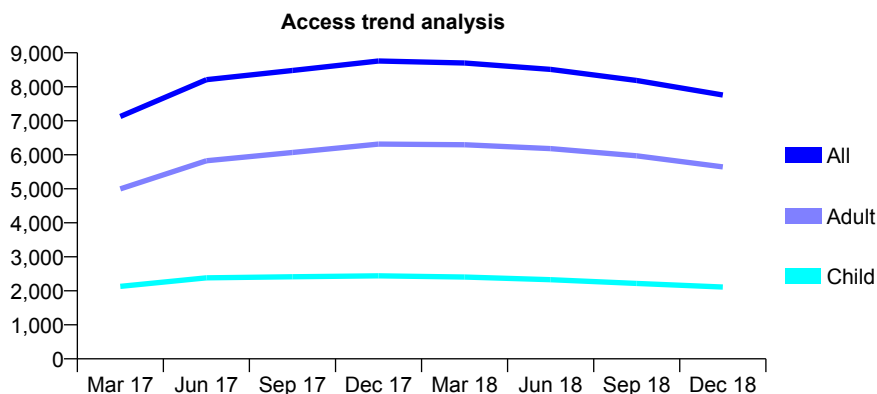
Q46 - Vital Signs At a Glance Contract Report for 780871/0001 - December 2018

Name or company name	MR R KHAN
Contract type name	GDS Contract
Purpose of contract	General
Contract start date	01/04/2006
Contract end date	

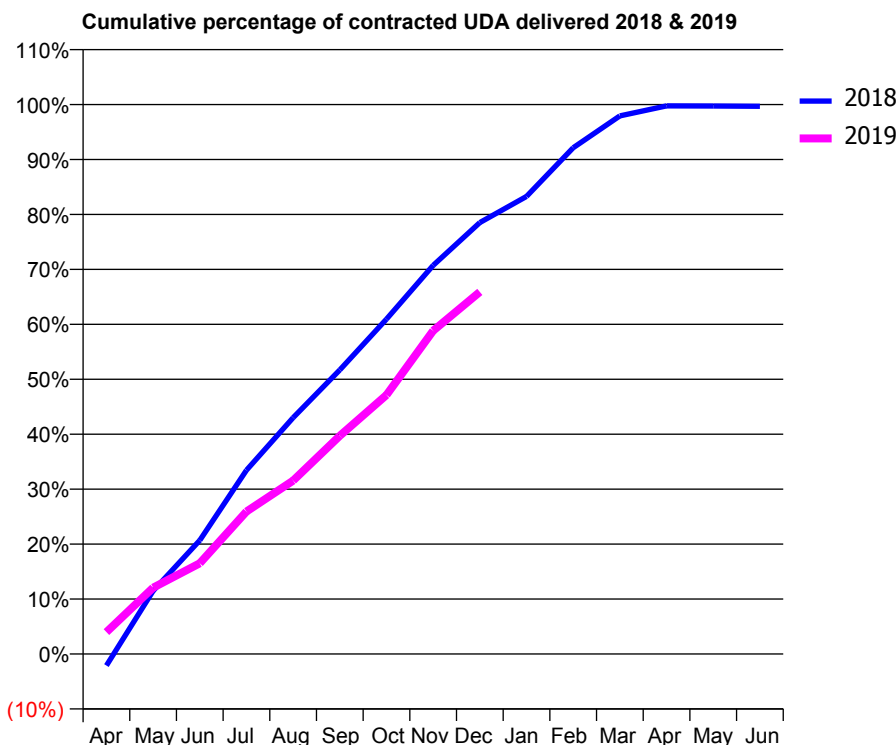
18/19 Contracted general activity (UDA)	13,263
Carry forward general activity (UDA)	-72
18/19 Contracted orthodontic activity (UOA)	0
Carry forward orthodontic activity (UOA)	0
Baseline contract value	£392,405.67

ACCESS*

Patients seen in 24 months	Total	Change since previous quarter
Quarter ending December 2017	8,760	
Quarter ending March 2018	8,699	→
Quarter ending June 2018	8,513	↓
Quarter ending September 2018	8,187	↓
Quarter ending December 2018	7,759	↓
Variance since December 2017	(11.4%)	↓



ACTIVITY



Month	Adjusted Scheduled Activity (UDA)	
	2018	2019
April	-525	531
May	2,830	1,602
June	5,094	2,190
July	8,235	3,440
August	10,592	4,186
September	12,732	5,268
October	15,006	6,251
November	17,412	7,803
December	19,330	8,739
January	20,506	
February	22,685	
March	24,113	
April	24,559	
May	24,555	
June	24,543	

QUALITY

	Quantity	Base Number	Contract	AT	Region	England
% of FP17s for the same patient ID Re-attending within 3 months - Children	75	1,097	6.8%	12.2%	12.3%	11.8%
% of FP17s for the same patient ID Re-attending within 3 months - Adults	315	2,700	11.7%	16.0%	15.8%	15.6%
% of FP17s for the same patient ID Re-attending between 3 & 9 months - Children	400	1,097	36.5%	58.0%	60.1%	58.8%
% of FP17s for the same patient ID Re-attending between 3 & 9 months - Adults	1,133	2,700	42.0%	51.3%	53.3%	51.0%
% of FP17s for Band 1 Urgent Courses	499	3,642	13.7%	10.1%	9.0%	9.0%
% of FP17s Relating to Free Repair or Replacements	29	3,642	0.8%	0.8%	1.0%	0.8%
% of FP17s Relating to Continuations	9	3,642	0.2%	0.9%	1.0%	0.9%
% of Patients satisfied with the dentistry they have received	2	2	N/A	95.3%	93.8%	93.2%
% of Patients satisfied with the time they had to wait for an appointment	2	2	N/A	89.3%	89.4%	88.3%

* This is based on patients treated on this contract for their most recent course of treatment. Figures in italics indicate the base number of FP17s or Patient Questionnaire responses are less than 100. N/A is shown where the base number of responses is less than 10 during the period. % is calculated as Quantity/Base number*100

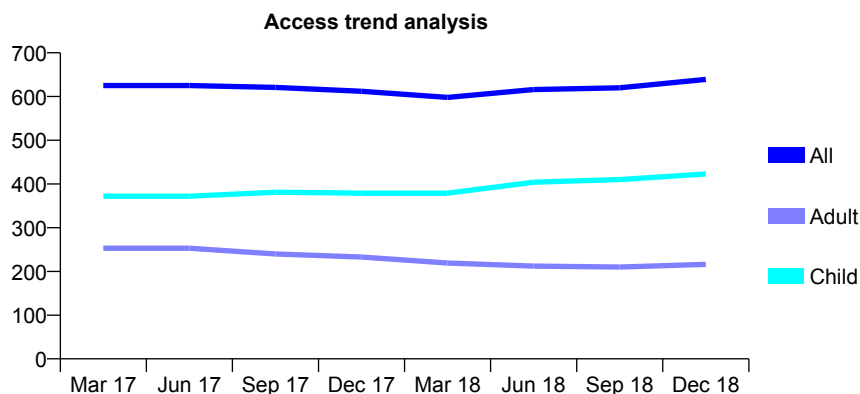
Q46 - Vital Signs At a Glance Contract Report for 803375/0001 - December 2018

Name or company name	MISS SR WOOLF
Contract type name	GDS Contract
Purpose of contract	General
Contract start date	01/04/2006
Contract end date	

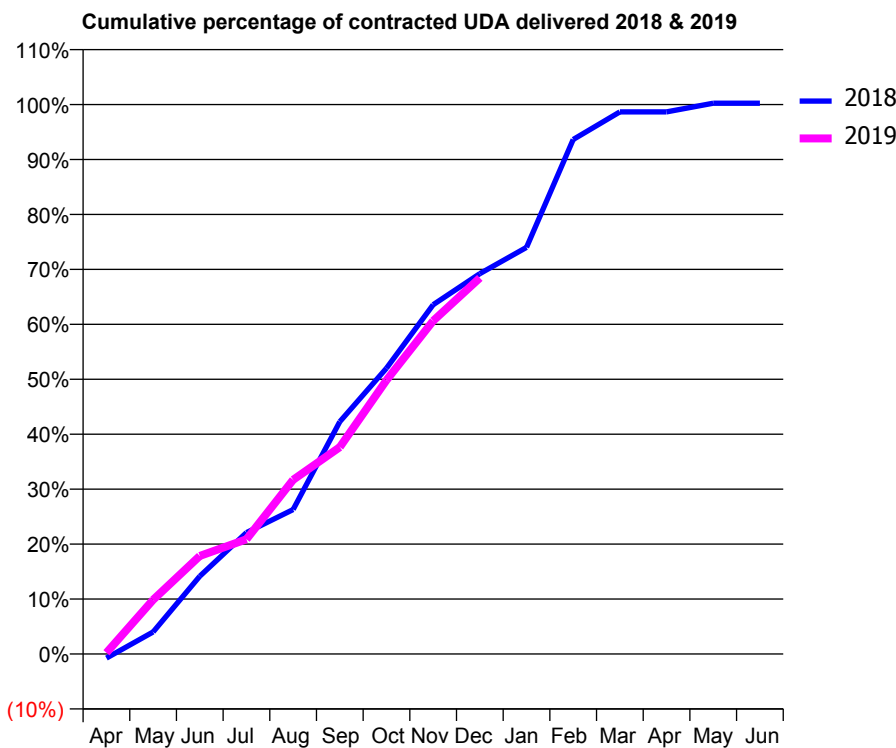
18/19 Contracted general activity (UDA)	1,715
Carry forward general activity (UDA)	-4
18/19 Contracted orthodontic activity (UOA)	0
Carry forward orthodontic activity (UOA)	0
Baseline contract value	£66,139.64

ACCESS*

Patients seen in 24 months	Total	Change since previous quarter
Quarter ending December 2017	612	
Quarter ending March 2018	598	↓
Quarter ending June 2018	616	↑
Quarter ending September 2018	620	→
Quarter ending December 2018	639	↑
Variance since December 2017	4.4%	↑



ACTIVITY



Month	Adjusted Scheduled Activity (UDA)	
	2018	2019
April	-13	4
May	69	169
June	243	306
July	379	358
August	451	544
September	725	646
October	892	855
November	1,090	1,040
December	1,187	1,174
January	1,269	
February	1,606	
March	1,692	
April	1,692	
May	1,719	
June	1,719	

QUALITY

	Quantity	Base Number	Contract	AT	Region	England
% of FP17s for the same patient ID Re-attending within 3 months - Children	34	371	9.2%	12.2%	12.3%	11.8%
% of FP17s for the same patient ID Re-attending within 3 months - Adults	17	133	12.8%	16.0%	15.8%	15.6%
% of FP17s for the same patient ID Re-attending between 3 & 9 months - Children	145	371	39.1%	58.0%	60.1%	58.8%
% of FP17s for the same patient ID Re-attending between 3 & 9 months - Adults	34	133	25.6%	51.3%	53.3%	51.0%
% of FP17s for Band 1 Urgent Courses	4	496	0.8%	10.1%	9.0%	9.0%
% of FP17s Relating to Free Repair or Replacements	0	496	0.0%	0.8%	1.0%	0.8%
% of FP17s Relating to Continuations	5	496	1.0%	0.9%	1.0%	0.9%
% of Patients satisfied with the dentistry they have received	2	2	N/A	95.3%	93.8%	93.2%
% of Patients satisfied with the time they had to wait for an appointment	2	2	N/A	89.3%	89.4%	88.3%

* This is based on patients treated on this contract for their most recent course of treatment. Figures in italics indicate the base number of FP17s or Patient Questionnaire responses are less than 100. N/A is shown where the base number of responses is less than 10 during the period. % is calculated as Quantity/Base number*100

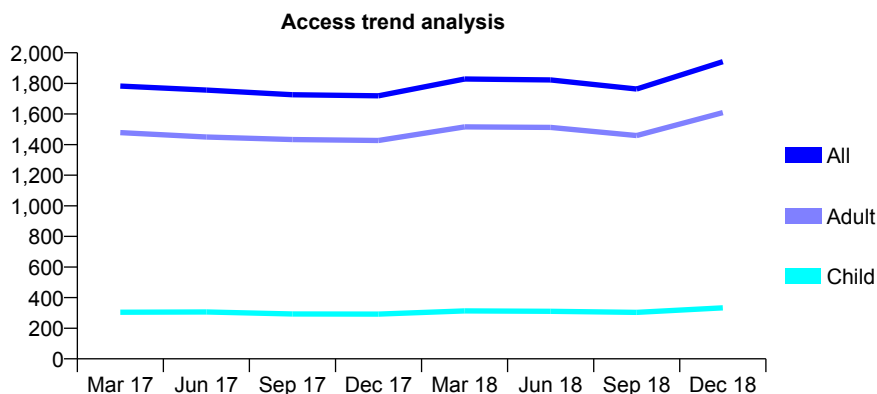
Q46 - Vital Signs At a Glance Contract Report for 819883/0002 - December 2018

Name or company name	Joubert & Taylor
Contract type name	GDS Contract
Purpose of contract	General
Contract start date	01/04/2006
Contract end date	

18/19 Contracted general activity (UDA)	6,065
Carry forward general activity (UDA)	0
18/19 Contracted orthodontic activity (UOA)	0
Carry forward orthodontic activity (UOA)	0
Baseline contract value	£142,854.24

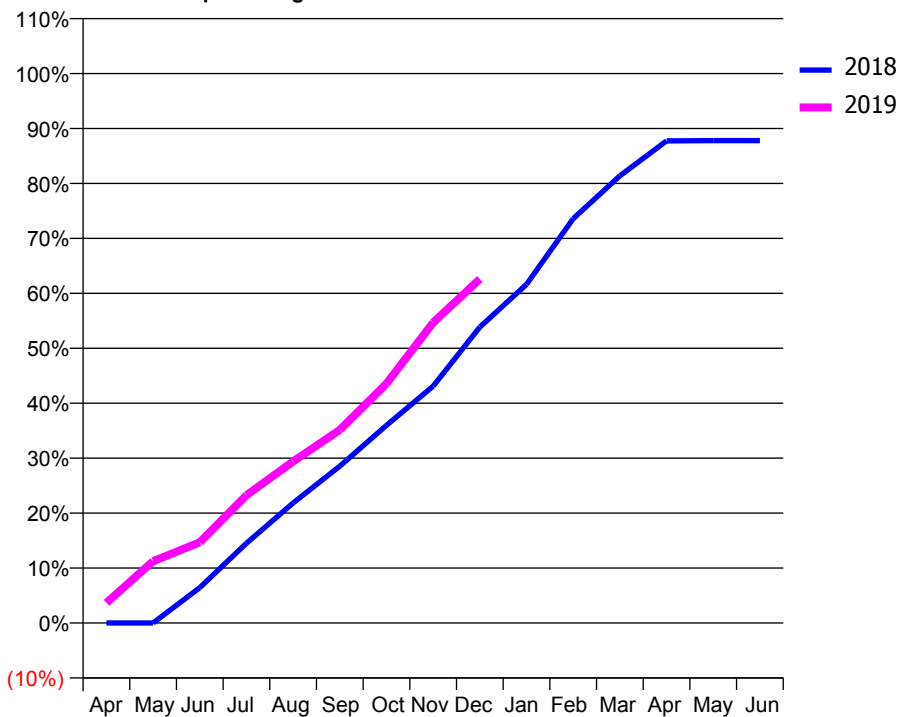
ACCESS*

Patients seen in 24 months	Total	Change since previous quarter
Quarter ending December 2017	1,719	
Quarter ending March 2018	1,829	↑
Quarter ending June 2018	1,823	→
Quarter ending September 2018	1,763	↓
Quarter ending December 2018	1,942	↑
Variance since December 2017	13.0%	↑



ACTIVITY

Cumulative percentage of contracted UDA delivered 2018 & 2019



Month	Adjusted Scheduled Activity (UDA)	
	2018	2019
April	0	223
May	0	683
June	391	891
July	881	1,410
August	1,325	1,782
September	1,732	2,133
October	2,181	2,642
November	2,614	3,317
December	3,266	3,797
January	3,737	
February	4,463	
March	4,936	
April	5,322	
May	5,325	
June	5,325	

QUALITY

	Quantity	Base Number	Contract	AT	Region	England
% of FP17s for the same patient ID Re-attending within 3 months - Children	30	340	8.8%	12.2%	12.3%	11.8%
% of FP17s for the same patient ID Re-attending within 3 months - Adults	385	2,066	18.6%	16.0%	15.8%	15.6%
% of FP17s for the same patient ID Re-attending between 3 & 9 months - Children	166	340	48.8%	58.0%	60.1%	58.8%
% of FP17s for the same patient ID Re-attending between 3 & 9 months - Adults	1,066	2,066	51.6%	51.3%	53.3%	51.0%
% of FP17s for Band 1 Urgent Courses	167	2,205	7.6%	10.1%	9.0%	9.0%
% of FP17s Relating to Free Repair or Replacements	7	2,205	0.3%	0.8%	1.0%	0.8%
% of FP17s Relating to Continuations	10	2,205	0.5%	0.9%	1.0%	0.9%
% of Patients satisfied with the dentistry they have received	2	2	N/A	95.3%	93.8%	93.2%
% of Patients satisfied with the time they had to wait for an appointment	2	2	N/A	89.3%	89.4%	88.3%

* This is based on patients treated on this contract for their most recent course of treatment. Figures in italics indicate the base number of FP17s or Patient Questionnaire responses are less than 100. N/A is shown where the base number of responses is less than 10 during the period. % is calculated as Quantity/Base number*100

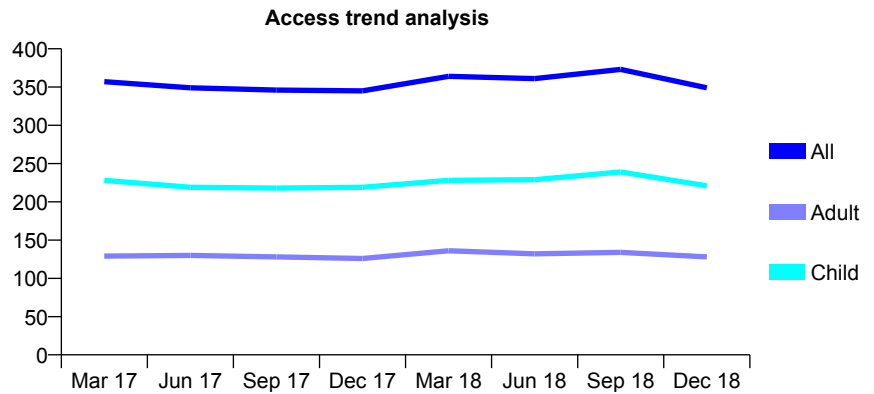
Q46 - Vital Signs At a Glance Contract Report for 824372/0001 - December 2018

Name or company name	MRS LR DOVER
Contract type name	GDS Contract
Purpose of contract	General and Orthodontic
Contract start date	01/04/2006
Contract end date	

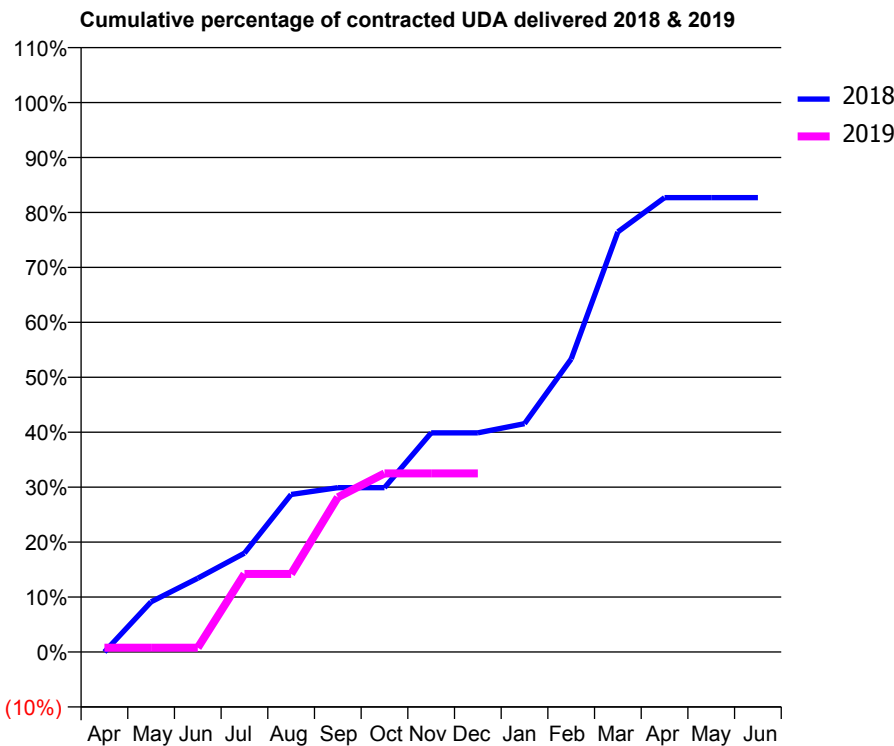
18/19 Contracted general activity (UDA)	760
Carry forward general activity (UDA)	0
18/19 Contracted orthodontic activity (UOA)	376
Carry forward orthodontic activity (UOA)	0
Baseline contract value	£35,483.63

ACCESS*

Patients seen in 24 months	Total	Change since previous quarter
Quarter ending December 2017	345	
Quarter ending March 2018	364	↑
Quarter ending June 2018	361	→
Quarter ending September 2018	373	↑
Quarter ending December 2018	349	↓
Variance since December 2017	1.2%	→



ACTIVITY



Month	Adjusted Scheduled Activity (UDA)	
	2018	2019
April	0	6
May	66	6
June	97	6
July	130	108
August	207	108
September	216	214
October	216	247
November	288	247
December	288	247
January	300	
February	385	
March	552	
April	597	
May	597	
June	597	

QUALITY

	Quantity	Base Number	Contract	AT	Region	England
% of FP17s for the same patient ID Re-attending within 3 months - Children	9	184	4.9%	12.2%	12.3%	11.8%
% of FP17s for the same patient ID Re-attending within 3 months - Adults	5	80	6.3%	16.0%	15.8%	15.6%
% of FP17s for the same patient ID Re-attending between 3 & 9 months - Children	82	184	44.6%	58.0%	60.1%	58.8%
% of FP17s for the same patient ID Re-attending between 3 & 9 months - Adults	36	80	45.0%	51.3%	53.3%	51.0%
% of FP17s for Band 1 Urgent Courses	0	196	0.0%	10.1%	9.0%	9.0%
% of FP17s Relating to Free Repair or Replacements	0	196	0.0%	0.8%	1.0%	0.8%
% of FP17s Relating to Continuations	2	196	1.0%	0.9%	1.0%	0.9%
% of Patients satisfied with the dentistry they have received	0	0	N/A	95.3%	93.8%	93.2%
% of Patients satisfied with the time they had to wait for an appointment	0	0	N/A	89.3%	89.4%	88.3%

* This is based on patients treated on this contract for their most recent course of treatment. Figures in italics indicate the base number of FP17s or Patient Questionnaire responses are less than 100. N/A is shown where the base number of responses is less than 10 during the period. % is calculated as Quantity/Base number*100

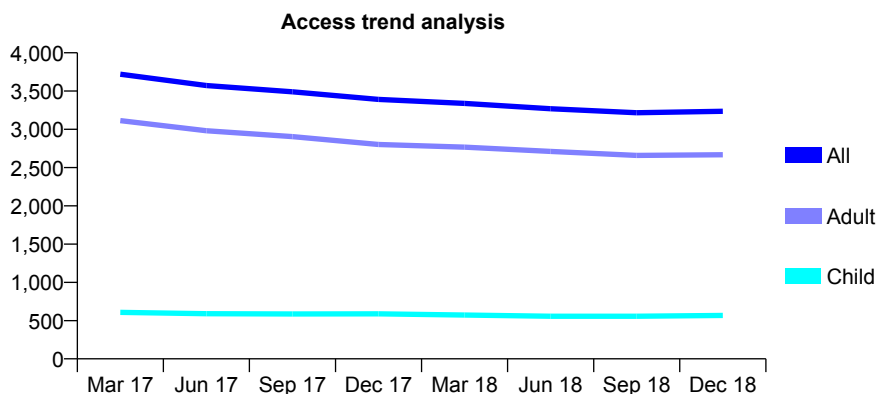
Q46 - Vital Signs At a Glance Contract Report for 825093/0002 - December 2018

Name or company name	MR MA NASEEM
Contract type name	GDS Contract
Purpose of contract	General
Contract start date	01/04/2006
Contract end date	

18/19 Contracted general activity (UDA)	13,932
Carry forward general activity (UDA)	-130
18/19 Contracted orthodontic activity (UOA)	0
Carry forward orthodontic activity (UOA)	0
Baseline contract value	£332,606.75

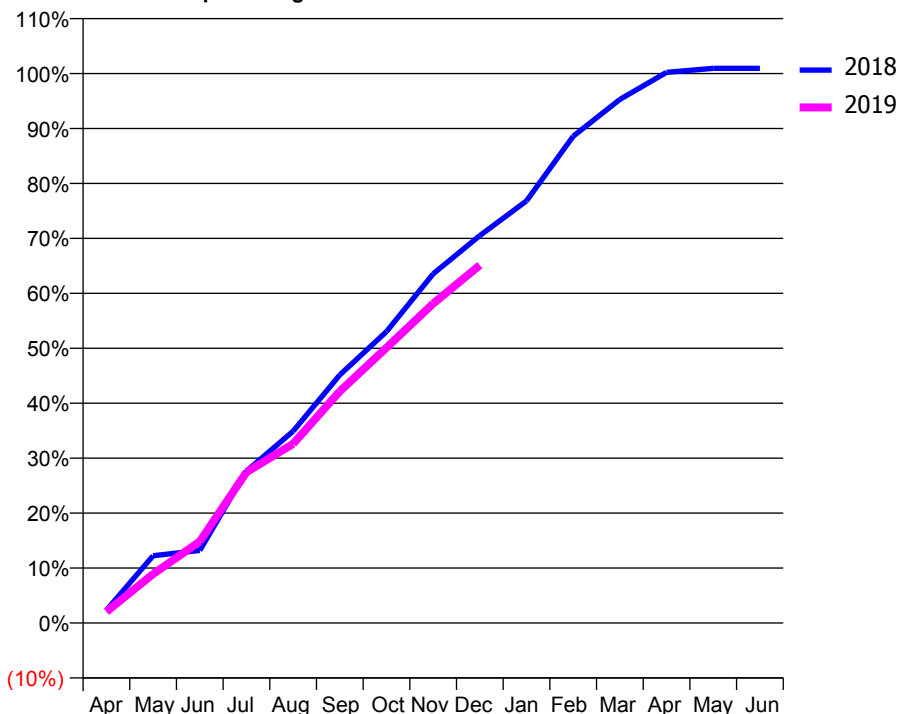
ACCESS*

Patients seen in 24 months	Total	Change since previous quarter
Quarter ending December 2017	3,390	
Quarter ending March 2018	3,339	↓
Quarter ending June 2018	3,268	↓
Quarter ending September 2018	3,216	↓
Quarter ending December 2018	3,236	→
Variance since December 2017	(4.5%)	↓



ACTIVITY

Cumulative percentage of contracted UDA delivered 2018 & 2019



Month	Adjusted Scheduled Activity (UDA)	
	2018	2019
April	327	287
May	1,705	1,242
June	1,841	2,066
July	3,853	3,824
August	4,863	4,541
September	6,290	5,873
October	7,389	6,980
November	8,854	8,100
December	9,824	9,071
January	10,702	
February	12,341	
March	13,275	
April	13,962	
May	14,062	
June	14,062	

QUALITY

	Quantity	Base Number	Contract	AT	Region	England
% of FP17s for the same patient ID Re-attending within 3 months - Children	43	612	7.0%	12.2%	12.3%	11.8%
% of FP17s for the same patient ID Re-attending within 3 months - Adults	525	2,989	17.6%	16.0%	15.8%	15.6%
% of FP17s for the same patient ID Re-attending between 3 & 9 months - Children	386	612	63.1%	58.0%	60.1%	58.8%
% of FP17s for the same patient ID Re-attending between 3 & 9 months - Adults	1,748	2,989	58.5%	51.3%	53.3%	51.0%
% of FP17s for Band 1 Urgent Courses	6	3,300	0.2%	10.1%	9.0%	9.0%
% of FP17s Relating to Free Repair or Replacements	46	3,300	1.4%	0.8%	1.0%	0.8%
% of FP17s Relating to Continuations	60	3,300	1.8%	0.9%	1.0%	0.9%
% of Patients satisfied with the dentistry they have received	6	6	N/A	95.3%	93.8%	93.2%
% of Patients satisfied with the time they had to wait for an appointment	6	6	N/A	89.3%	89.4%	88.3%

* This is based on patients treated on this contract for their most recent course of treatment. Figures in italics indicate the base number of FP17s or Patient Questionnaire responses are less than 100. N/A is shown where the base number of responses is less than 10 during the period. % is calculated as Quantity/Base number*100

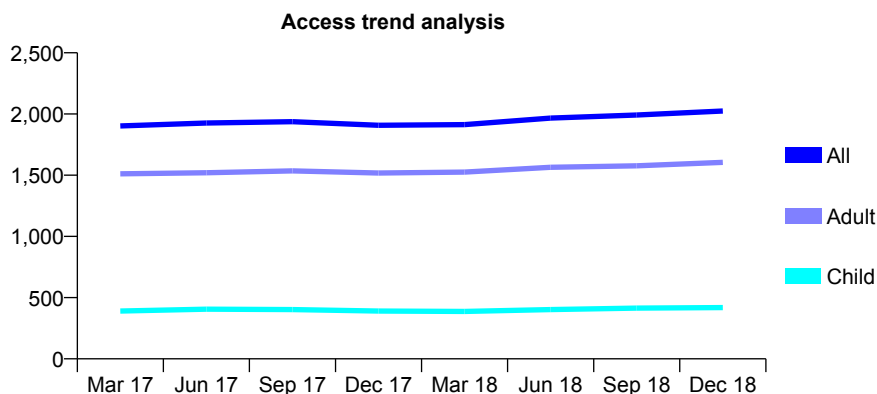
Q46 - Vital Signs At a Glance Contract Report for 830690/0001 - December 2018

Name or company name	MR MF MOHAMMED
Contract type name	GDS Contract
Purpose of contract	General
Contract start date	07/04/2006
Contract end date	

18/19 Contracted general activity (UDA)	5,878
Carry forward general activity (UDA)	-112
18/19 Contracted orthodontic activity (UOA)	0
Carry forward orthodontic activity (UOA)	0
Baseline contract value	£187,958.42

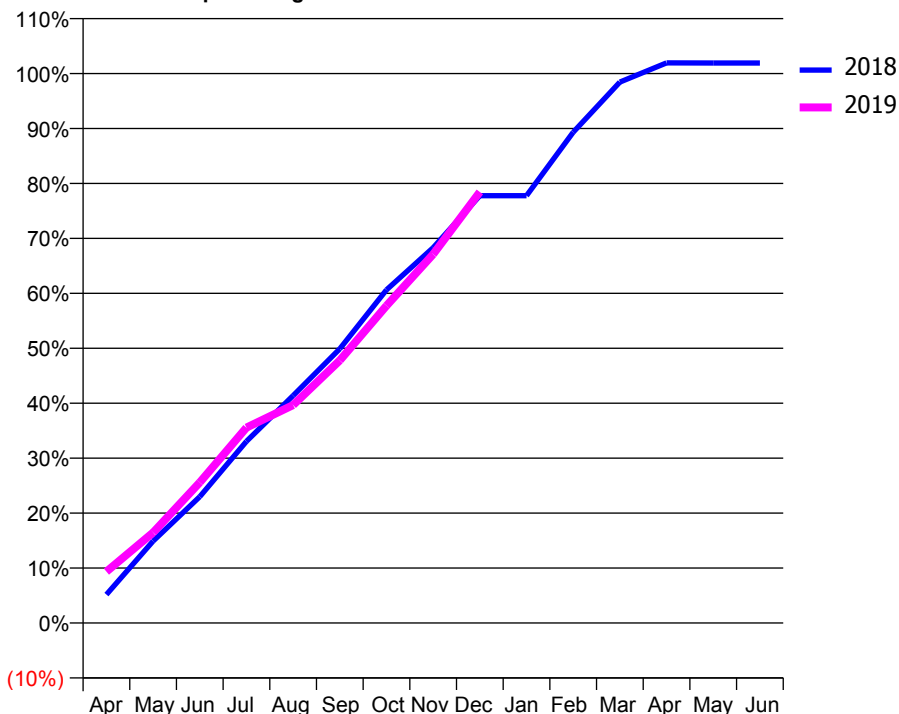
ACCESS*

Patients seen in 24 months	Total	Change since previous quarter
Quarter ending December 2017	1,908	
Quarter ending March 2018	1,913	→
Quarter ending June 2018	1,967	↑
Quarter ending September 2018	1,992	→
Quarter ending December 2018	2,024	→
Variance since December 2017	6.1%	↑



ACTIVITY

Cumulative percentage of contracted UDA delivered 2018 & 2019



Month	Adjusted Scheduled Activity (UDA)	
	2018	2019
April	305	550
May	877	968
June	1,352	1,505
July	1,944	2,091
August	2,433	2,331
September	2,933	2,809
October	3,564	3,394
November	4,015	3,945
December	4,571	4,611
January	4,571	
February	5,250	
March	5,786	
April	5,991	
May	5,990	
June	5,990	

QUALITY

	Quantity	Base Number	Contract	AT	Region	England
% of FP17s for the same patient ID Re-attending within 3 months - Children	79	501	15.8%	12.2%	12.3%	11.8%
% of FP17s for the same patient ID Re-attending within 3 months - Adults	195	1,581	12.3%	16.0%	15.8%	15.6%
% of FP17s for the same patient ID Re-attending between 3 & 9 months - Children	259	501	51.7%	58.0%	60.1%	58.8%
% of FP17s for the same patient ID Re-attending between 3 & 9 months - Adults	767	1,581	48.5%	51.3%	53.3%	51.0%
% of FP17s for Band 1 Urgent Courses	96	1,978	4.9%	10.1%	9.0%	9.0%
% of FP17s Relating to Free Repair or Replacements	25	1,978	1.3%	0.8%	1.0%	0.8%
% of FP17s Relating to Continuations	42	1,978	2.1%	0.9%	1.0%	0.9%
% of Patients satisfied with the dentistry they have received	1	1	N/A	95.3%	93.8%	93.2%
% of Patients satisfied with the time they had to wait for an appointment	1	1	N/A	89.3%	89.4%	88.3%

* This is based on patients treated on this contract for their most recent course of treatment. Figures in italics indicate the base number of FP17s or Patient Questionnaire responses are less than 100. N/A is shown where the base number of responses is less than 10 during the period. % is calculated as Quantity/Base number*100

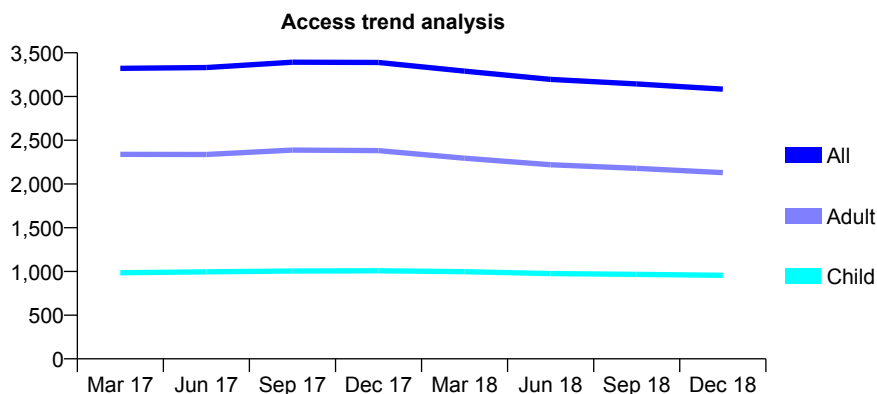
Q46 - Vital Signs At a Glance Contract Report for 830690/0002 - December 2018

Name or company name	MR MF MOHAMMED
Contract type name	GDS Contract
Purpose of contract	General
Contract start date	01/10/2008
Contract end date	

18/19 Contracted general activity (UDA)	8,000
Carry forward general activity (UDA)	0
18/19 Contracted orthodontic activity (UOA)	0
Carry forward orthodontic activity (UOA)	0
Baseline contract value	£221,051.24

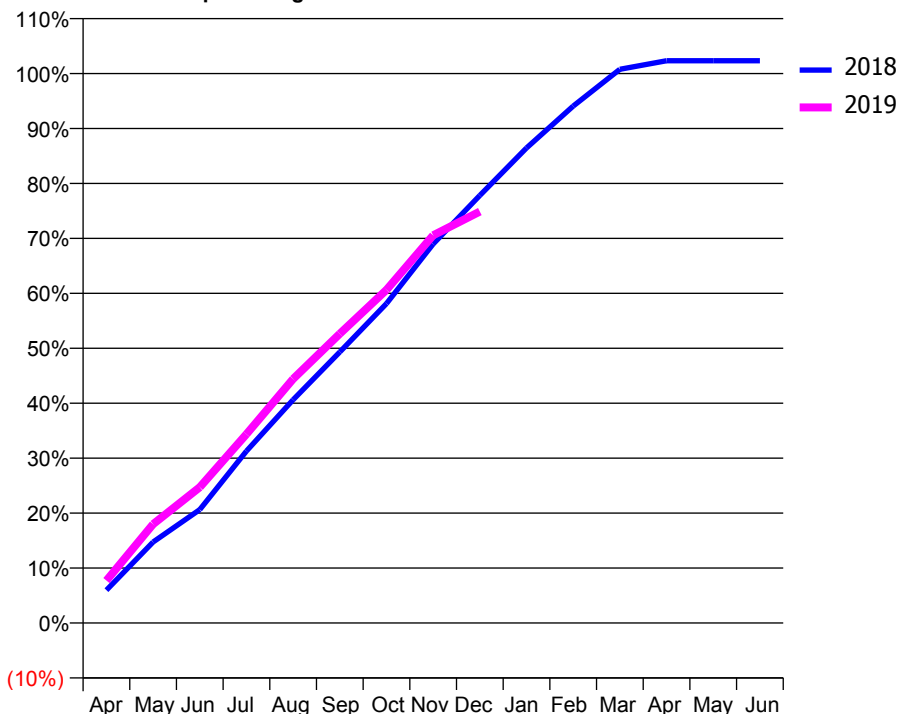
ACCESS*

Patients seen in 24 months	Total	Change since previous quarter
Quarter ending December 2017	3,389	
Quarter ending March 2018	3,290	↓
Quarter ending June 2018	3,195	↓
Quarter ending September 2018	3,144	↓
Quarter ending December 2018	3,084	↓
Variance since December 2017	(9.0%)	↓



ACTIVITY

Cumulative percentage of contracted UDA delivered 2018 & 2019



Month	Adjusted Scheduled Activity (UDA)	
	2018	2019
April	478	619
May	1,179	1,440
June	1,651	1,976
July	2,503	2,749
August	3,251	3,554
September	3,947	4,211
October	4,650	4,851
November	5,517	5,644
December	6,226	5,989
January	6,916	
February	7,525	
March	8,061	
April	8,185	
May	8,185	
June	8,185	

QUALITY

	Quantity	Base Number	Contract	AT	Region	England
% of FP17s for the same patient ID Re-attending within 3 months - Children	93	1,250	7.4%	12.2%	12.3%	11.8%
% of FP17s for the same patient ID Re-attending within 3 months - Adults	197	2,083	9.5%	16.0%	15.8%	15.6%
% of FP17s for the same patient ID Re-attending between 3 & 9 months - Children	817	1,250	65.4%	58.0%	60.1%	58.8%
% of FP17s for the same patient ID Re-attending between 3 & 9 months - Adults	1,169	2,083	56.1%	51.3%	53.3%	51.0%
% of FP17s for Band 1 Urgent Courses	292	3,255	9.0%	10.1%	9.0%	9.0%
% of FP17s Relating to Free Repair or Replacements	42	3,255	1.3%	0.8%	1.0%	0.8%
% of FP17s Relating to Continuations	12	3,255	0.4%	0.9%	1.0%	0.9%
% of Patients satisfied with the dentistry they have received	1	1	N/A	95.3%	93.8%	93.2%
% of Patients satisfied with the time they had to wait for an appointment	1	1	N/A	89.3%	89.4%	88.3%

* This is based on patients treated on this contract for their most recent course of treatment. Figures in italics indicate the base number of FP17s or Patient Questionnaire responses are less than 100. N/A is shown where the base number of responses is less than 10 during the period. % is calculated as Quantity/Base number*100

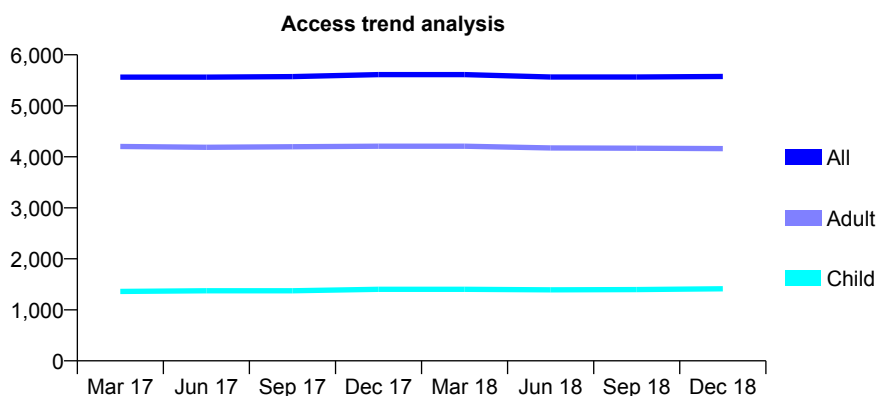
Q46 - Vital Signs At a Glance Contract Report for 830739/0001 - December 2018

Name or company name	MR AC MOSS
Contract type name	GDS Contract
Purpose of contract	General
Contract start date	01/04/2006
Contract end date	

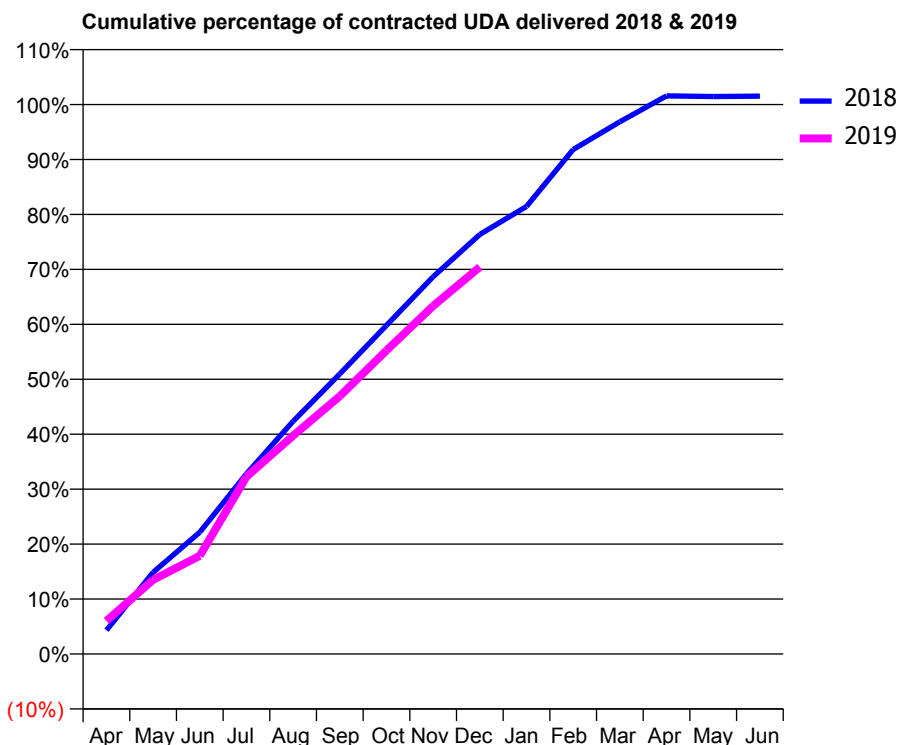
18/19 Contracted general activity (UDA)	15,000
Carry forward general activity (UDA)	-227
18/19 Contracted orthodontic activity (UOA)	0
Carry forward orthodontic activity (UOA)	0
Baseline contract value	£413,220.61

ACCESS*

Patients seen in 24 months	Total	Change since previous quarter
Quarter ending December 2017	5,612	
Quarter ending March 2018	5,611	→
Quarter ending June 2018	5,566	→
Quarter ending September 2018	5,565	→
Quarter ending December 2018	5,575	→
Variance since December 2017	(0.7%)	→



ACTIVITY



Month	Adjusted Scheduled Activity (UDA)	
	2018	2019
April	649	903
May	2,229	2,025
June	3,326	2,679
July	4,920	4,840
August	6,355	5,962
September	7,644	7,036
October	8,972	8,285
November	10,299	9,501
December	11,452	10,565
January	12,219	
February	13,770	
March	14,528	
April	15,237	
May	15,219	
June	15,227	

QUALITY

	Quantity	Base Number	Contract	AT	Region	England
% of FP17s for the same patient ID Re-attending within 3 months - Children	117	1,673	7.0%	12.2%	12.3%	11.8%
% of FP17s for the same patient ID Re-attending within 3 months - Adults	534	4,528	11.8%	16.0%	15.8%	15.6%
% of FP17s for the same patient ID Re-attending between 3 & 9 months - Children	1,123	1,673	67.1%	58.0%	60.1%	58.8%
% of FP17s for the same patient ID Re-attending between 3 & 9 months - Adults	2,700	4,528	59.6%	51.3%	53.3%	51.0%
% of FP17s for Band 1 Urgent Courses	327	5,805	5.6%	10.1%	9.0%	9.0%
% of FP17s Relating to Free Repair or Replacements	42	5,805	0.7%	0.8%	1.0%	0.8%
% of FP17s Relating to Continuations	15	5,805	0.3%	0.9%	1.0%	0.9%
% of Patients satisfied with the dentistry they have received	2	2	N/A	95.3%	93.8%	93.2%
% of Patients satisfied with the time they had to wait for an appointment	2	2	N/A	89.3%	89.4%	88.3%

* This is based on patients treated on this contract for their most recent course of treatment. Figures in italics indicate the base number of FP17s or Patient Questionnaire responses are less than 100. N/A is shown where the base number of responses is less than 10 during the period. % is calculated as Quantity/Base number*100

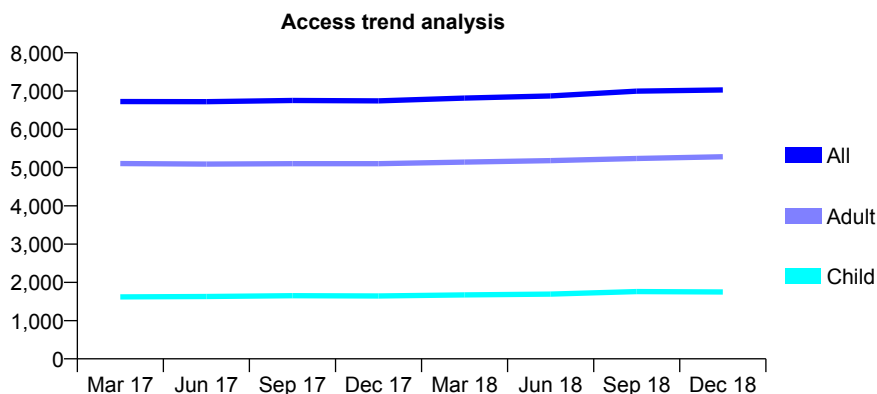
Q46 - Vital Signs At a Glance Contract Report for 839183/0001 - December 2018

Name or company name	MR TP BARNETT
Contract type name	GDS Contract
Purpose of contract	General
Contract start date	01/04/2006
Contract end date	

18/19 Contracted general activity (UDA)	25,728
Carry forward general activity (UDA)	0
18/19 Contracted orthodontic activity (UOA)	0
Carry forward orthodontic activity (UOA)	0
Baseline contract value	£752,095.78

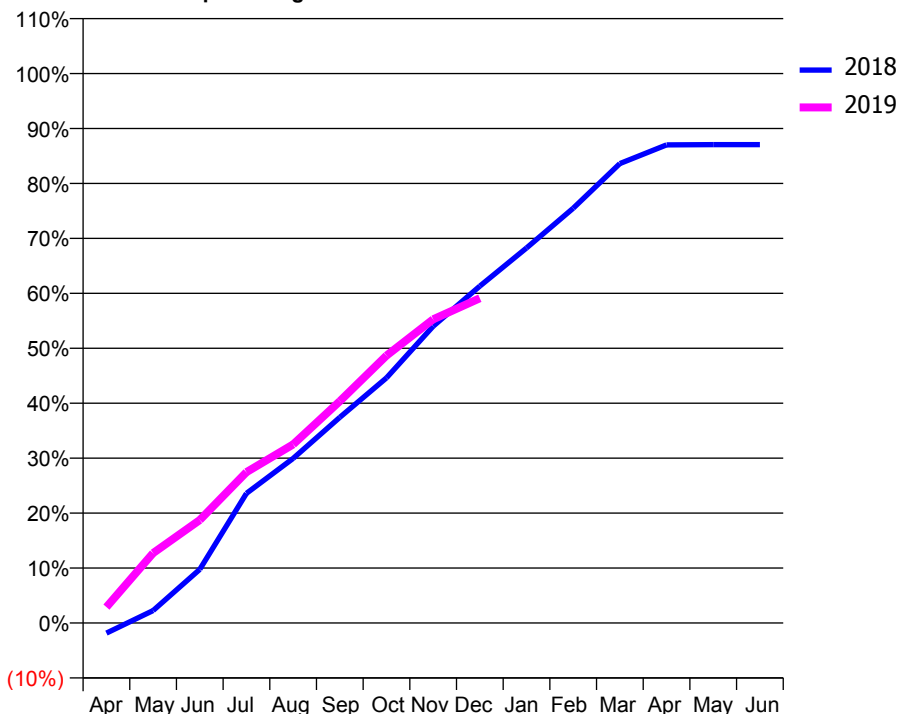
ACCESS*

Patients seen in 24 months	Total	Change since previous quarter
Quarter ending December 2017	6,745	
Quarter ending March 2018	6,815	→
Quarter ending June 2018	6,874	→
Quarter ending September 2018	6,997	→
Quarter ending December 2018	7,030	→
Variance since December 2017	4.2%	↑



ACTIVITY

Cumulative percentage of contracted UDA delivered 2018 & 2019



Month	Adjusted Scheduled Activity (UDA)	
	2018	2019
April	-477	743
May	584	3,273
June	2,515	4,825
July	6,072	7,065
August	7,709	8,360
September	9,628	10,387
October	11,480	12,520
November	13,896	14,220
December	15,777	15,209
January	17,561	
February	19,418	
March	21,512	
April	22,386	
May	22,399	
June	22,400	

QUALITY

	Quantity	Base Number	Contract	AT	Region	England
% of FP17s for the same patient ID Re-attending within 3 months - Children	335	2,264	14.8%	12.2%	12.3%	11.8%
% of FP17s for the same patient ID Re-attending within 3 months - Adults	979	6,269	15.6%	16.0%	15.8%	15.6%
% of FP17s for the same patient ID Re-attending between 3 & 9 months - Children	1,363	2,264	60.2%	58.0%	60.1%	58.8%
% of FP17s for the same patient ID Re-attending between 3 & 9 months - Adults	3,723	6,269	59.4%	51.3%	53.3%	51.0%
% of FP17s for Band 1 Urgent Courses	569	8,059	7.1%	10.1%	9.0%	9.0%
% of FP17s Relating to Free Repair or Replacements	77	8,059	1.0%	0.8%	1.0%	0.8%
% of FP17s Relating to Continuations	55	8,059	0.7%	0.9%	1.0%	0.9%
% of Patients satisfied with the dentistry they have received	4	4	N/A	95.3%	93.8%	93.2%
% of Patients satisfied with the time they had to wait for an appointment	4	4	N/A	89.3%	89.4%	88.3%

* This is based on patients treated on this contract for their most recent course of treatment. Figures in italics indicate the base number of FP17s or Patient Questionnaire responses are less than 100. N/A is shown where the base number of responses is less than 10 during the period. % is calculated as Quantity/Base number*100

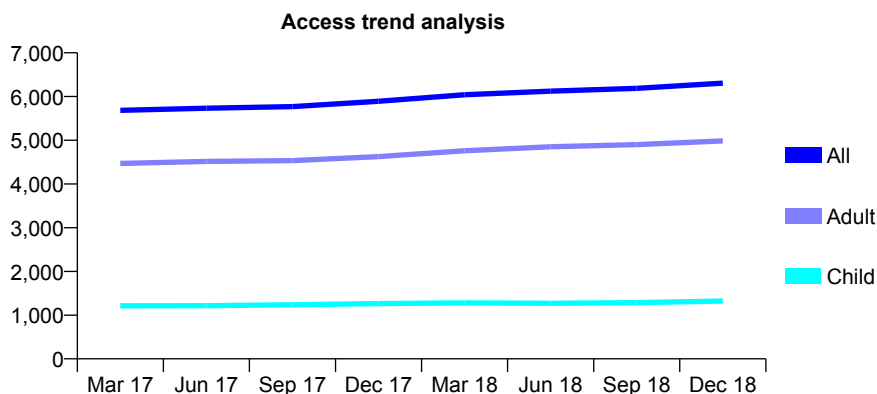
Q46 - Vital Signs At a Glance Contract Report for 839191/0001 - December 2018

Name or company name	Mr S Karim-Shoshtari
Contract type name	GDS Contract
Purpose of contract	General
Contract start date	01/04/2006
Contract end date	

18/19 Contracted general activity (UDA)	17,403
Carry forward general activity (UDA)	0
18/19 Contracted orthodontic activity (UOA)	0
Carry forward orthodontic activity (UOA)	0
Baseline contract value	£397,691.63

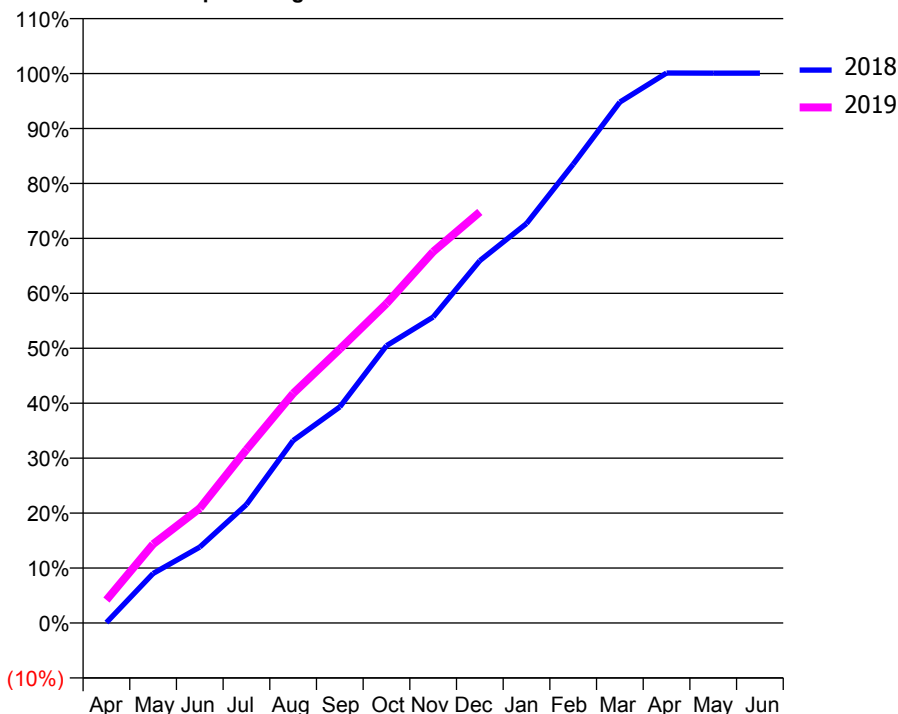
ACCESS*

Patients seen in 24 months	Total	Change since previous quarter
Quarter ending December 2017	5,890	
Quarter ending March 2018	6,041	↑
Quarter ending June 2018	6,123	→
Quarter ending September 2018	6,186	→
Quarter ending December 2018	6,306	→
Variance since December 2017	7.1%	↑



ACTIVITY

Cumulative percentage of contracted UDA delivered 2018 & 2019



Month	Adjusted Scheduled Activity (UDA)	
	2018	2019
April	14	727
May	1,571	2,500
June	2,405	3,632
July	3,751	5,493
August	5,778	7,269
September	6,842	8,675
October	8,784	10,116
November	9,692	11,761
December	11,478	13,017
January	12,652	
February	14,528	
March	16,497	
April	17,417	
May	17,415	
June	17,415	

QUALITY

	Quantity	Base Number	Contract	AT	Region	England
% of FP17s for the same patient ID Re-attending within 3 months - Children	259	1,601	16.2%	12.2%	12.3%	11.8%
% of FP17s for the same patient ID Re-attending within 3 months - Adults	631	5,031	12.5%	16.0%	15.8%	15.6%
% of FP17s for the same patient ID Re-attending between 3 & 9 months - Children	851	1,601	53.2%	58.0%	60.1%	58.8%
% of FP17s for the same patient ID Re-attending between 3 & 9 months - Adults	2,504	5,031	49.8%	51.3%	53.3%	51.0%
% of FP17s for Band 1 Urgent Courses	258	6,262	4.1%	10.1%	9.0%	9.0%
% of FP17s Relating to Free Repair or Replacements	75	6,262	1.2%	0.8%	1.0%	0.8%
% of FP17s Relating to Continuations	42	6,262	0.7%	0.9%	1.0%	0.9%
% of Patients satisfied with the dentistry they have received	6	6	N/A	95.3%	93.8%	93.2%
% of Patients satisfied with the time they had to wait for an appointment	6	6	N/A	89.3%	89.4%	88.3%

* This is based on patients treated on this contract for their most recent course of treatment. Figures in italics indicate the base number of FP17s or Patient Questionnaire responses are less than 100. N/A is shown where the base number of responses is less than 10 during the period. % is calculated as Quantity/Base number*100

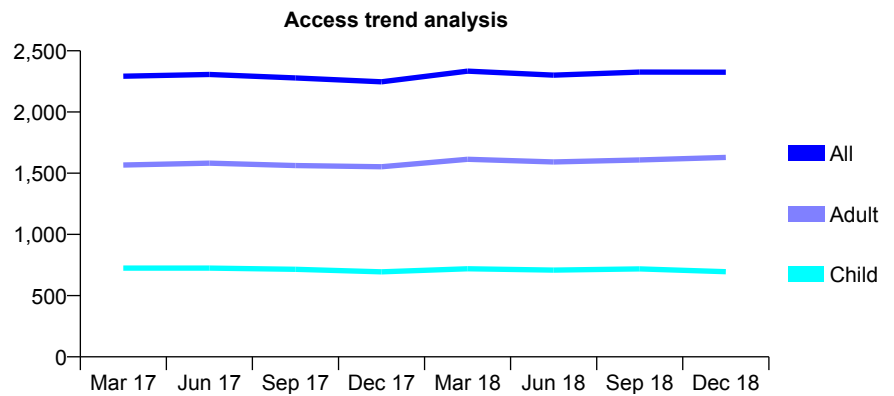
Q46 - Vital Signs At a Glance Contract Report for 840068/0001 - December 2018

Name or company name	MR S LOMAS
Contract type name	GDS Contract
Purpose of contract	General
Contract start date	01/04/2006
Contract end date	

18/19 Contracted general activity (UDA)	7,003
Carry forward general activity (UDA)	0
18/19 Contracted orthodontic activity (UOA)	0
Carry forward orthodontic activity (UOA)	0
Baseline contract value	£188,036.75

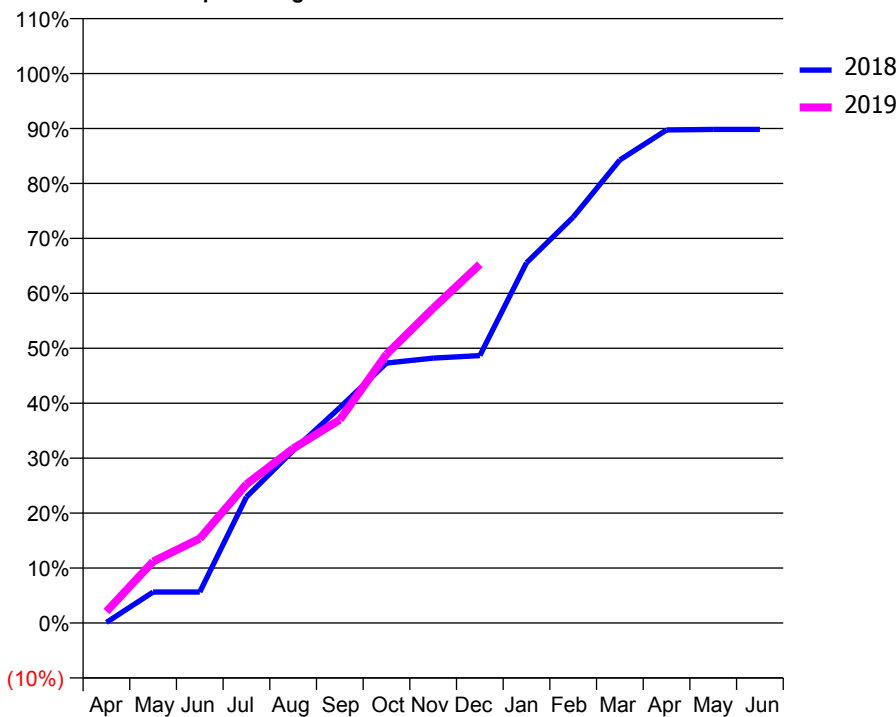
ACCESS*

Patients seen in 24 months	Total	Change since previous quarter
Quarter ending December 2017	2,247	
Quarter ending March 2018	2,334	↑
Quarter ending June 2018	2,301	↓
Quarter ending September 2018	2,326	→
Quarter ending December 2018	2,325	→
Variance since December 2017	3.5%	↑



ACTIVITY

Cumulative percentage of contracted UDA delivered 2018 & 2019



Month	Adjusted Scheduled Activity (UDA)	
	2018	2019
April	8	147
May	396	785
June	396	1,077
July	1,607	1,771
August	2,199	2,223
September	2,746	2,590
October	3,313	3,424
November	3,377	4,012
December	3,409	4,571
January	4,592	
February	5,172	
March	5,902	
April	6,284	
May	6,290	
June	6,290	

QUALITY

	Quantity	Base Number	Contract	AT	Region	England
% of FP17s for the same patient ID Re-attending within 3 months - Children	38	862	4.4%	12.2%	12.3%	11.8%
% of FP17s for the same patient ID Re-attending within 3 months - Adults	222	1,897	11.7%	16.0%	15.8%	15.6%
% of FP17s for the same patient ID Re-attending between 3 & 9 months - Children	618	862	71.7%	58.0%	60.1%	58.8%
% of FP17s for the same patient ID Re-attending between 3 & 9 months - Adults	1,317	1,897	69.4%	51.3%	53.3%	51.0%
% of FP17s for Band 1 Urgent Courses	73	2,568	2.8%	10.1%	9.0%	9.0%
% of FP17s Relating to Free Repair or Replacements	17	2,568	0.7%	0.8%	1.0%	0.8%
% of FP17s Relating to Continuations	26	2,568	1.0%	0.9%	1.0%	0.9%
% of Patients satisfied with the dentistry they have received	1	1	N/A	95.3%	93.8%	93.2%
% of Patients satisfied with the time they had to wait for an appointment	1	1	N/A	89.3%	89.4%	88.3%

* This is based on patients treated on this contract for their most recent course of treatment. Figures in italics indicate the base number of FP17s or Patient Questionnaire responses are less than 100. N/A is shown where the base number of responses is less than 10 during the period. % is calculated as Quantity/Base number*100

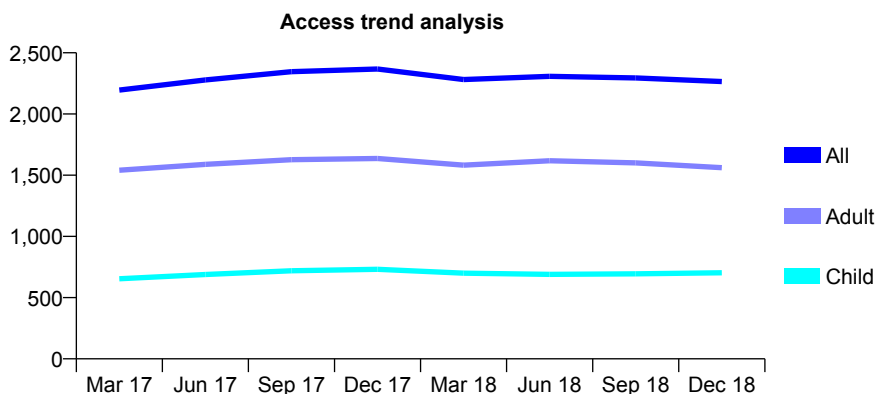
Q46 - Vital Signs At a Glance Contract Report for 840696/0001 - December 2018

Name or company name	MR MJ KELLY
Contract type name	GDS Contract
Purpose of contract	General and Orthodontic
Contract start date	01/04/2006
Contract end date	

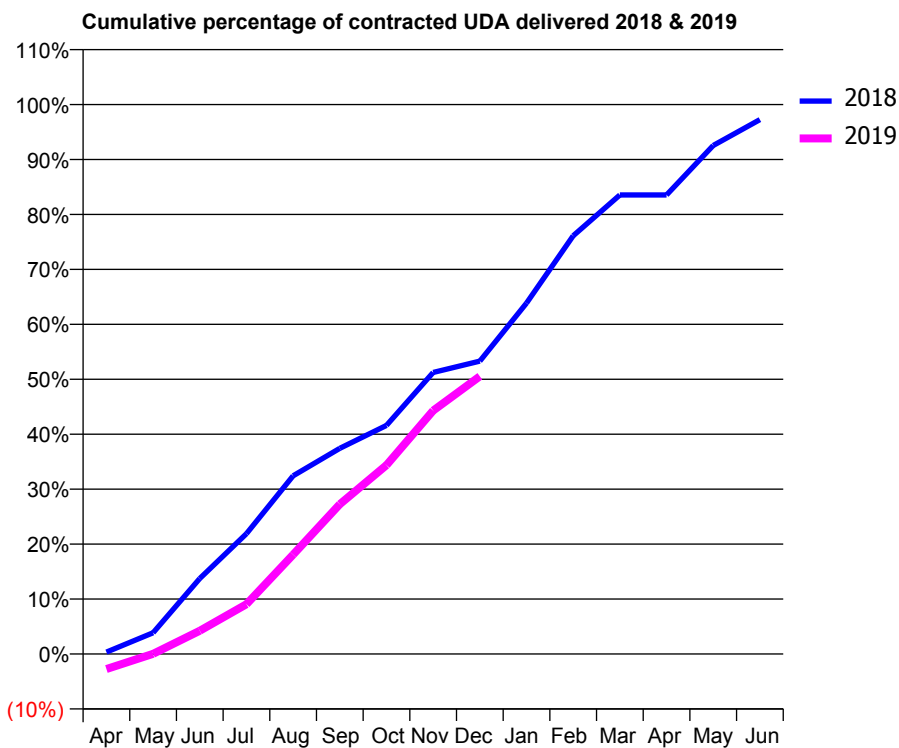
18/19 Contracted general activity (UDA)	7,750
Carry forward general activity (UDA)	213
18/19 Contracted orthodontic activity (UOA)	3,035
Carry forward orthodontic activity (UOA)	1
Baseline contract value	£419,998.49

ACCESS*

Patients seen in 24 months	Total	Change since previous quarter
Quarter ending December 2017	2,368	
Quarter ending March 2018	2,282	↓
Quarter ending June 2018	2,308	→
Quarter ending September 2018	2,295	→
Quarter ending December 2018	2,265	↓
Variance since December 2017	(4.3%)	↓



ACTIVITY



Month	Adjusted Scheduled Activity (UDA)	
	2018	2019
April	28	-213
May	300	2
June	1,065	328
July	1,697	703
August	2,514	1,401
September	2,902	2,113
October	3,225	2,665
November	3,970	3,433
December	4,130	3,916
January	4,949	
February	5,899	
March	6,474	
April	6,474	
May	7,172	
June	7,537	

QUALITY

	Quantity	Base Number	Contract	AT	Region	England
% of FP17s for the same patient ID Re-attending within 3 months - Children	105	806	13.0%	12.2%	12.3%	11.8%
% of FP17s for the same patient ID Re-attending within 3 months - Adults	301	1,577	19.1%	16.0%	15.8%	15.6%
% of FP17s for the same patient ID Re-attending between 3 & 9 months - Children	277	806	34.4%	58.0%	60.1%	58.8%
% of FP17s for the same patient ID Re-attending between 3 & 9 months - Adults	739	1,577	46.9%	51.3%	53.3%	51.0%
% of FP17s for Band 1 Urgent Courses	39	1,777	2.2%	10.1%	9.0%	9.0%
% of FP17s Relating to Free Repair or Replacements	40	1,777	2.3%	0.8%	1.0%	0.8%
% of FP17s Relating to Continuations	86	1,777	4.8%	0.9%	1.0%	0.9%
% of Patients satisfied with the dentistry they have received	1	2	N/A	95.3%	93.8%	93.2%
% of Patients satisfied with the time they had to wait for an appointment	2	2	N/A	89.3%	89.4%	88.3%

* This is based on patients treated on this contract for their most recent course of treatment. Figures in italics indicate the base number of FP17s or Patient Questionnaire responses are less than 100. N/A is shown where the base number of responses is less than 10 during the period. % is calculated as Quantity/Base number*100

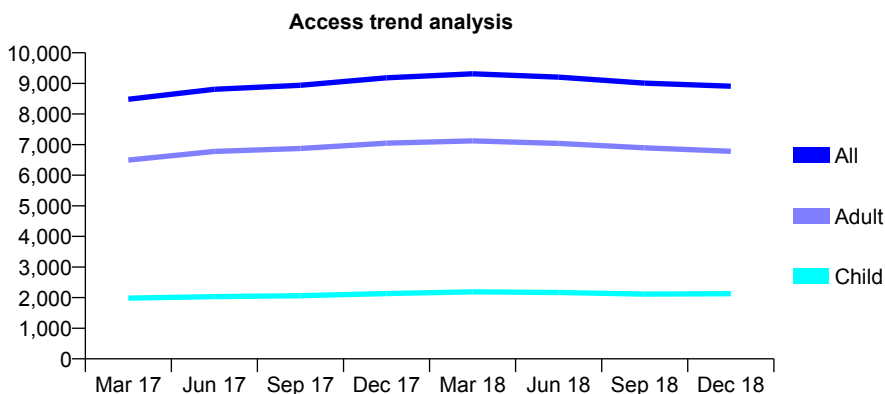
Q46 - Vital Signs At a Glance Contract Report for 847216/0003 - December 2018

Name or company name	MR AJ JOUBERT
Contract type name	GDS Contract
Purpose of contract	General
Contract start date	01/12/2015
Contract end date	

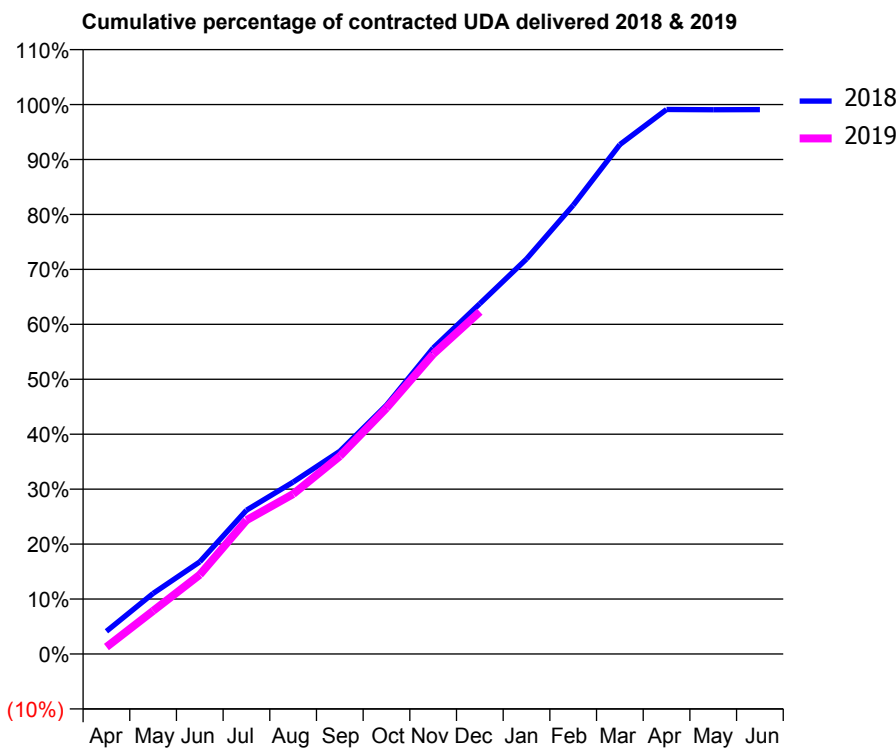
18/19 Contracted general activity (UDA)	27,629
Carry forward general activity (UDA)	116
18/19 Contracted orthodontic activity (UOA)	0
Carry forward orthodontic activity (UOA)	0
Baseline contract value	£758,311.72

ACCESS*

Patients seen in 24 months	Total	Change since previous quarter
Quarter ending December 2017	9,183	
Quarter ending March 2018	9,314	→
Quarter ending June 2018	9,205	↓
Quarter ending September 2018	9,010	↓
Quarter ending December 2018	8,908	↓
Variance since December 2017	(3.0%)	↓



ACTIVITY



Month	Adjusted Scheduled Activity (UDA)	
	2018	2019
April	1,142	350
May	3,044	2,172
June	4,635	3,987
July	7,228	6,729
August	8,649	8,040
September	10,193	9,946
October	12,514	12,366
November	15,384	15,076
December	17,617	17,210
January	19,863	
February	22,561	
March	25,613	
April	27,376	
May	27,364	
June	27,370	

QUALITY

	Quantity	Base Number	Contract	AT	Region	England
% of FP17s for the same patient ID Re-attending within 3 months - Children	213	2,187	9.7%	12.2%	12.3%	11.8%
% of FP17s for the same patient ID Re-attending within 3 months - Adults	1,385	7,567	18.3%	16.0%	15.8%	15.6%
% of FP17s for the same patient ID Re-attending between 3 & 9 months - Children	1,232	2,187	56.3%	58.0%	60.1%	58.8%
% of FP17s for the same patient ID Re-attending between 3 & 9 months - Adults	4,053	7,567	53.6%	51.3%	53.3%	51.0%
% of FP17s for Band 1 Urgent Courses	1,193	9,020	13.2%	10.1%	9.0%	9.0%
% of FP17s Relating to Free Repair or Replacements	126	9,020	1.4%	0.8%	1.0%	0.8%
% of FP17s Relating to Continuations	95	9,020	1.1%	0.9%	1.0%	0.9%
% of Patients satisfied with the dentistry they have received	1	1	N/A	95.3%	93.8%	93.2%
% of Patients satisfied with the time they had to wait for an appointment	1	1	N/A	89.3%	89.4%	88.3%

* This is based on patients treated on this contract for their most recent course of treatment. Figures in italics indicate the base number of FP17s or Patient Questionnaire responses are less than 100. N/A is shown where the base number of responses is less than 10 during the period. % is calculated as Quantity/Base number*100

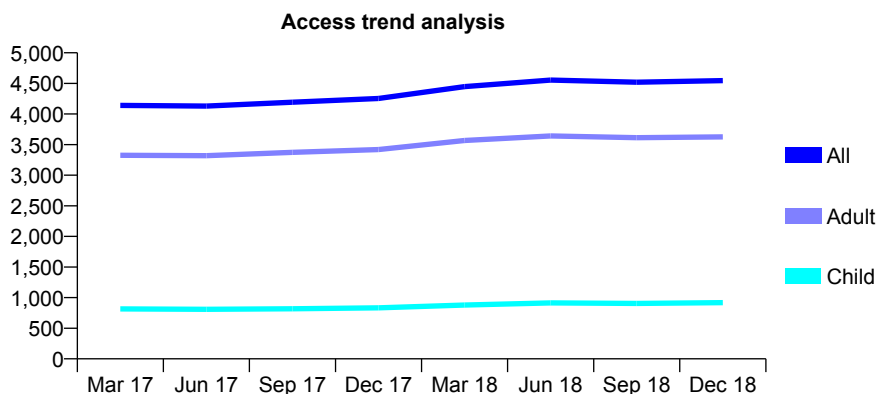
Q46 - Vital Signs At a Glance Contract Report for 856916/0001 - December 2018

Name or company name	MR MA BUTT
Contract type name	GDS Contract
Purpose of contract	General
Contract start date	01/11/2009
Contract end date	

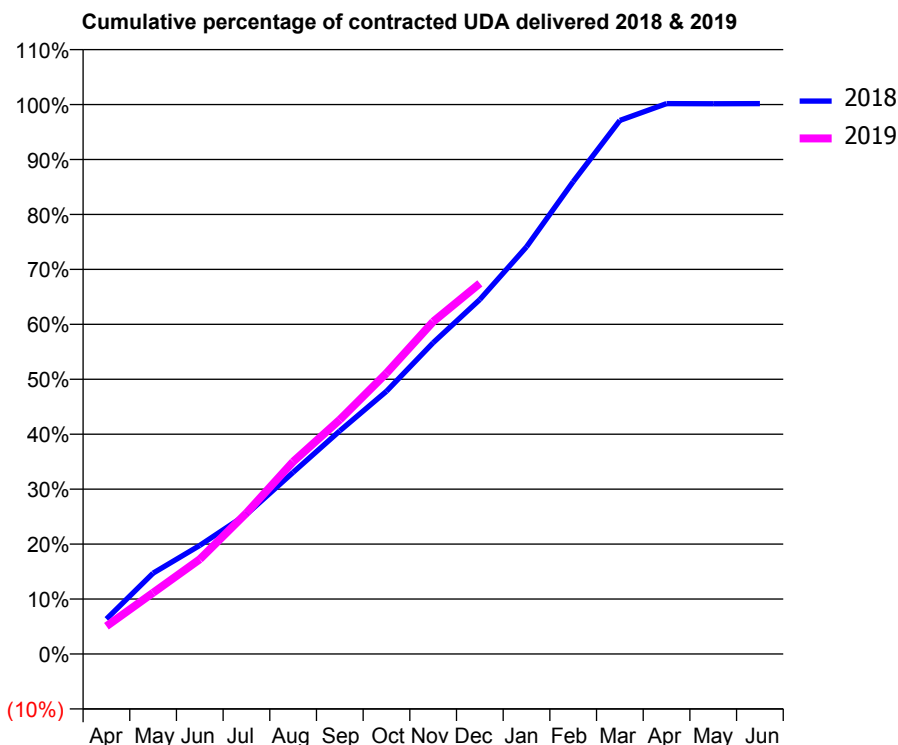
18/19 Contracted general activity (UDA)	10,518
Carry forward general activity (UDA)	0
18/19 Contracted orthodontic activity (UOA)	0
Carry forward orthodontic activity (UOA)	0
Baseline contract value	£312,799.48

ACCESS*

Patients seen in 24 months	Total	Change since previous quarter
Quarter ending December 2017	4,253	
Quarter ending March 2018	4,448	↑
Quarter ending June 2018	4,554	↑
Quarter ending September 2018	4,519	→
Quarter ending December 2018	4,545	→
Variance since December 2017	6.9%	↑



ACTIVITY



Month	Adjusted Scheduled Activity (UDA)	
	2018	2019
April	671	531
May	1,548	1,173
June	2,078	1,813
July	2,674	2,700
August	3,477	3,681
September	4,270	4,485
October	5,030	5,377
November	5,958	6,361
December	6,785	7,095
January	7,795	
February	9,041	
March	10,215	
April	10,536	
May	10,531	
June	10,534	

QUALITY

	Quantity	Base Number	Contract	AT	Region	England
% of FP17s for the same patient ID Re-attending within 3 months - Children	89	931	9.6%	12.2%	12.3%	11.8%
% of FP17s for the same patient ID Re-attending within 3 months - Adults	489	3,358	14.6%	16.0%	15.8%	15.6%
% of FP17s for the same patient ID Re-attending between 3 & 9 months - Children	516	931	55.4%	58.0%	60.1%	58.8%
% of FP17s for the same patient ID Re-attending between 3 & 9 months - Adults	1,434	3,358	42.7%	51.3%	53.3%	51.0%
% of FP17s for Band 1 Urgent Courses	613	3,722	16.5%	10.1%	9.0%	9.0%
% of FP17s Relating to Free Repair or Replacements	76	3,722	2.0%	0.8%	1.0%	0.8%
% of FP17s Relating to Continuations	25	3,722	0.7%	0.9%	1.0%	0.9%
% of Patients satisfied with the dentistry they have received	1	1	N/A	95.3%	93.8%	93.2%
% of Patients satisfied with the time they had to wait for an appointment	1	1	N/A	89.3%	89.4%	88.3%

* This is based on patients treated on this contract for their most recent course of treatment. Figures in italics indicate the base number of FP17s or Patient Questionnaire responses are less than 100. N/A is shown where the base number of responses is less than 10 during the period. % is calculated as Quantity/Base number*100

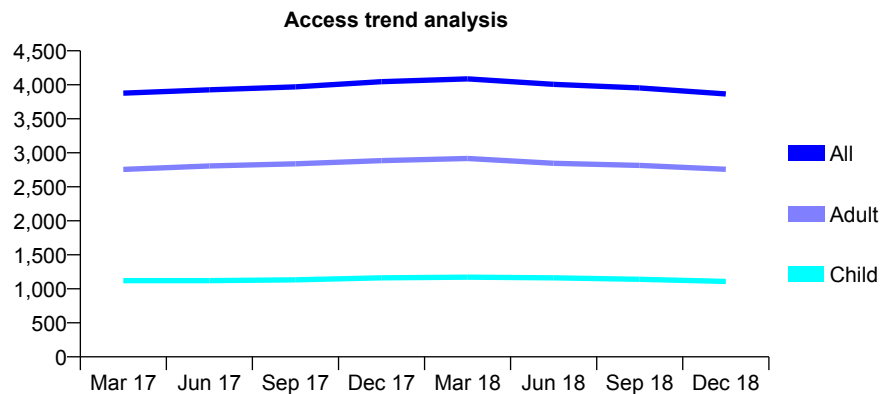
Q46 - Vital Signs At a Glance Contract Report for 859273/0001 - December 2018

Name or company name	MR R JOYE
Contract type name	GDS Contract
Purpose of contract	General
Contract start date	11/12/2012
Contract end date	

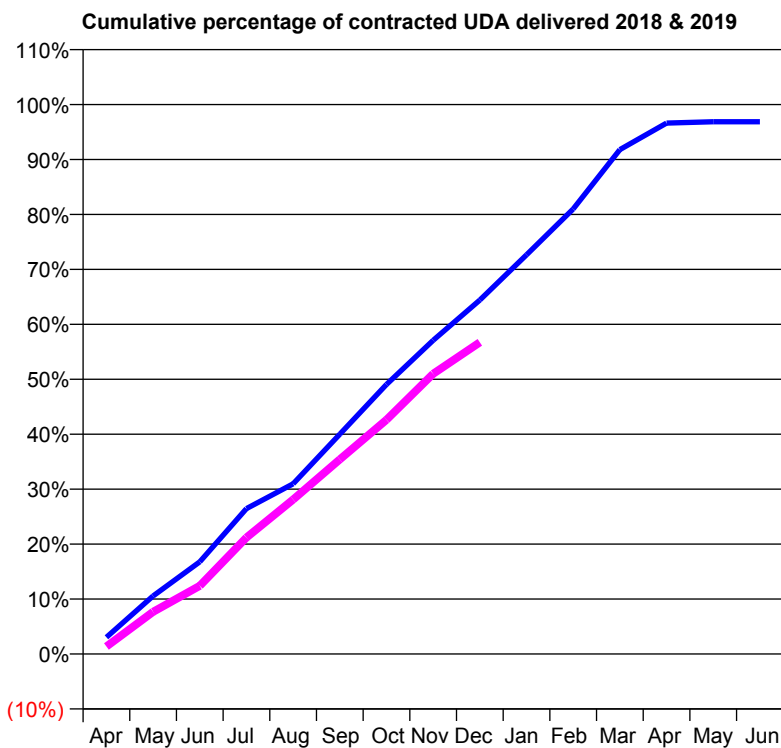
18/19 Contracted general activity (UDA)	11,795
Carry forward general activity (UDA)	369
18/19 Contracted orthodontic activity (UOA)	0
Carry forward orthodontic activity (UOA)	0
Baseline contract value	£340,190.00

ACCESS*

Patients seen in 24 months	Total	Change since previous quarter
Quarter ending December 2017	4,047	
Quarter ending March 2018	4,087	→
Quarter ending June 2018	4,007	↓
Quarter ending September 2018	3,954	↓
Quarter ending December 2018	3,865	↓
Variance since December 2017	(4.5%)	↓



ACTIVITY



Month	Adjusted Scheduled Activity (UDA)	
	2018	2019
April	359	161
May	1,248	907
June	1,979	1,465
July	3,120	2,499
August	3,654	3,317
September	4,719	4,178
October	5,787	5,026
November	6,734	6,015
December	7,597	6,690
January	8,568	
February	9,552	
March	10,826	
April	11,397	
May	11,424	
June	11,426	

QUALITY

	Quantity	Base Number	Contract	AT	Region	England
% of FP17s for the same patient ID Re-attending within 3 months - Children	110	1,212	9.1%	12.2%	12.3%	11.8%
% of FP17s for the same patient ID Re-attending within 3 months - Adults	387	2,631	14.7%	16.0%	15.8%	15.6%
% of FP17s for the same patient ID Re-attending between 3 & 9 months - Children	842	1,212	69.5%	58.0%	60.1%	58.8%
% of FP17s for the same patient ID Re-attending between 3 & 9 months - Adults	1,496	2,631	56.9%	51.3%	53.3%	51.0%
% of FP17s for Band 1 Urgent Courses	250	3,591	7.0%	10.1%	9.0%	9.0%
% of FP17s Relating to Free Repair or Replacements	45	3,591	1.3%	0.8%	1.0%	0.8%
% of FP17s Relating to Continuations	72	3,591	2.0%	0.9%	1.0%	0.9%
% of Patients satisfied with the dentistry they have received	2	2	N/A	95.3%	93.8%	93.2%
% of Patients satisfied with the time they had to wait for an appointment	2	2	N/A	89.3%	89.4%	88.3%

* This is based on patients treated on this contract for their most recent course of treatment. Figures in italics indicate the base number of FP17s or Patient Questionnaire responses are less than 100. N/A is shown where the base number of responses is less than 10 during the period. % is calculated as Quantity/Base number*100

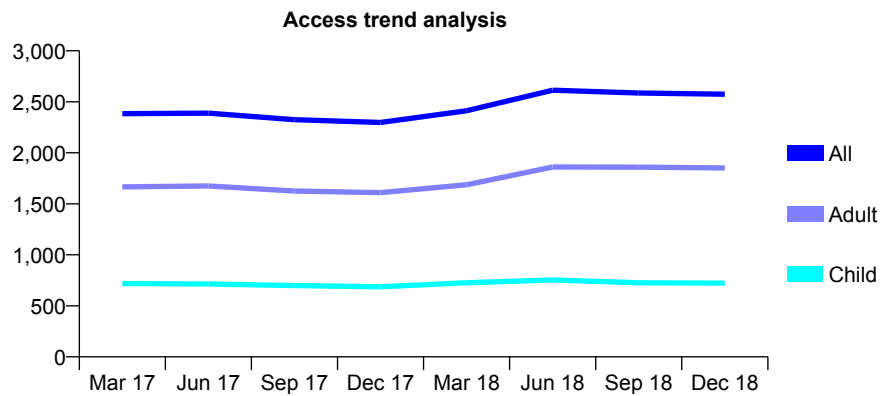
Q46 - Vital Signs At a Glance Contract Report for 860441/0001 - December 2018

Name or company name	Deansgate Dental
Contract type name	GDS Contract
Purpose of contract	General
Contract start date	21/10/2011
Contract end date	

18/19 Contracted general activity (UDA)	9,756
Carry forward general activity (UDA)	384
18/19 Contracted orthodontic activity (UOA)	0
Carry forward orthodontic activity (UOA)	0
Baseline contract value	£284,922.82

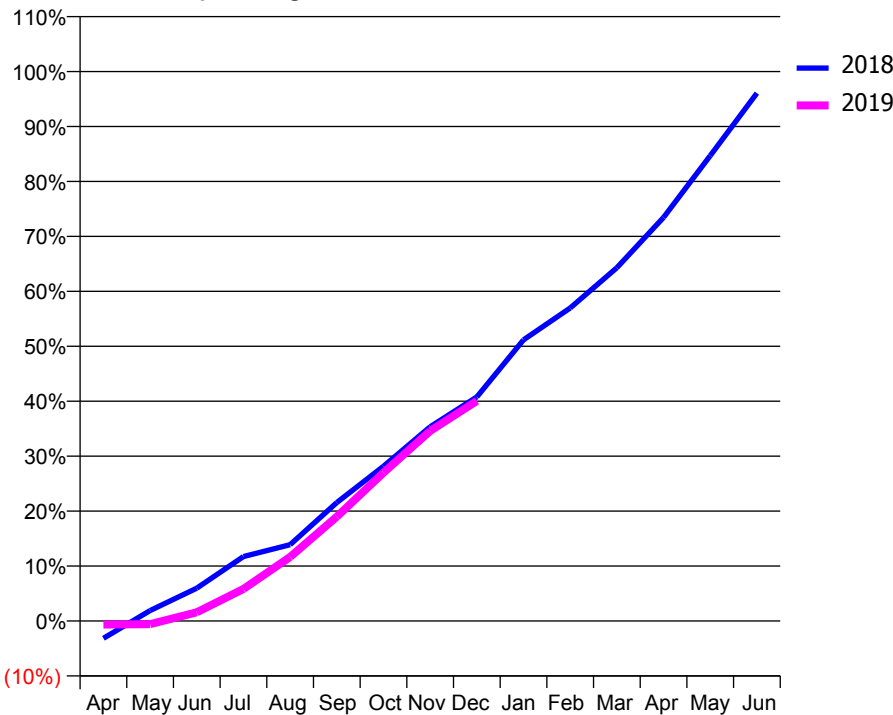
ACCESS*

Patients seen in 24 months	Total	Change since previous quarter
Quarter ending December 2017	2,297	
Quarter ending March 2018	2,413	↑
Quarter ending June 2018	2,614	↑
Quarter ending September 2018	2,586	↓
Quarter ending December 2018	2,574	→
Variance since December 2017	12.1%	↑



ACTIVITY

Cumulative percentage of contracted UDA delivered 2018 & 2019



Month	Adjusted Scheduled Activity (UDA)	
	2018	2019
April	-309	-64
May	185	-58
June	583	155
July	1,146	569
August	1,356	1,137
September	2,104	1,852
October	2,748	2,635
November	3,449	3,375
December	3,978	3,906
January	4,992	
February	5,558	
March	6,273	
April	7,165	
May	8,261	
June	9,372	

QUALITY

	Quantity	Base Number	Contract	AT	Region	England
% of FP17s for the same patient ID Re-attending within 3 months - Children	75	735	10.2%	12.2%	12.3%	11.8%
% of FP17s for the same patient ID Re-attending within 3 months - Adults	247	1,852	13.3%	16.0%	15.8%	15.6%
% of FP17s for the same patient ID Re-attending between 3 & 9 months - Children	381	735	51.8%	58.0%	60.1%	58.8%
% of FP17s for the same patient ID Re-attending between 3 & 9 months - Adults	905	1,852	48.9%	51.3%	53.3%	51.0%
% of FP17s for Band 1 Urgent Courses	153	1,509	10.1%	10.1%	9.0%	9.0%
% of FP17s Relating to Free Repair or Replacements	11	1,509	0.7%	0.8%	1.0%	0.8%
% of FP17s Relating to Continuations	1	1,509	0.1%	0.9%	1.0%	0.9%
% of Patients satisfied with the dentistry they have received	1	1	N/A	95.3%	93.8%	93.2%
% of Patients satisfied with the time they had to wait for an appointment	1	1	N/A	89.3%	89.4%	88.3%

* This is based on patients treated on this contract for their most recent course of treatment. Figures in italics indicate the base number of FP17s or Patient Questionnaire responses are less than 100. N/A is shown where the base number of responses is less than 10 during the period. % is calculated as Quantity/Base number*100

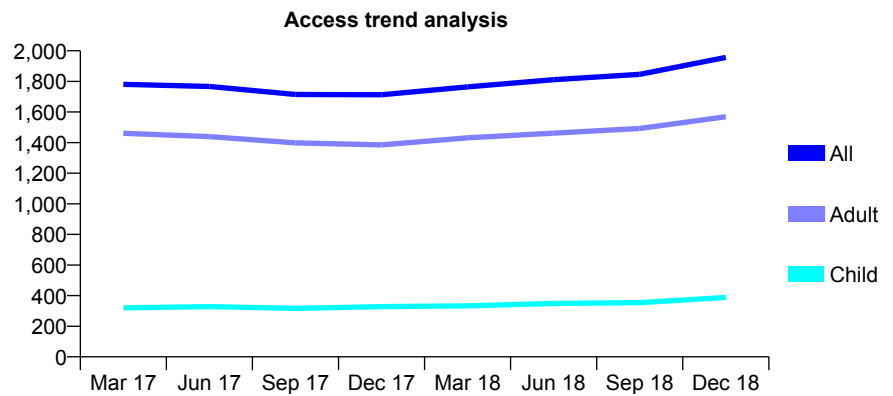
Q46 - Vital Signs At a Glance Contract Report for 867128/0001 - December 2018

Name or company name	MRS A PATIL
Contract type name	GDS Contract
Purpose of contract	General
Contract start date	01/10/2013
Contract end date	

18/19 Contracted general activity (UDA)	6,207
Carry forward general activity (UDA)	-124
18/19 Contracted orthodontic activity (UOA)	0
Carry forward orthodontic activity (UOA)	0
Baseline contract value	£201,584.71

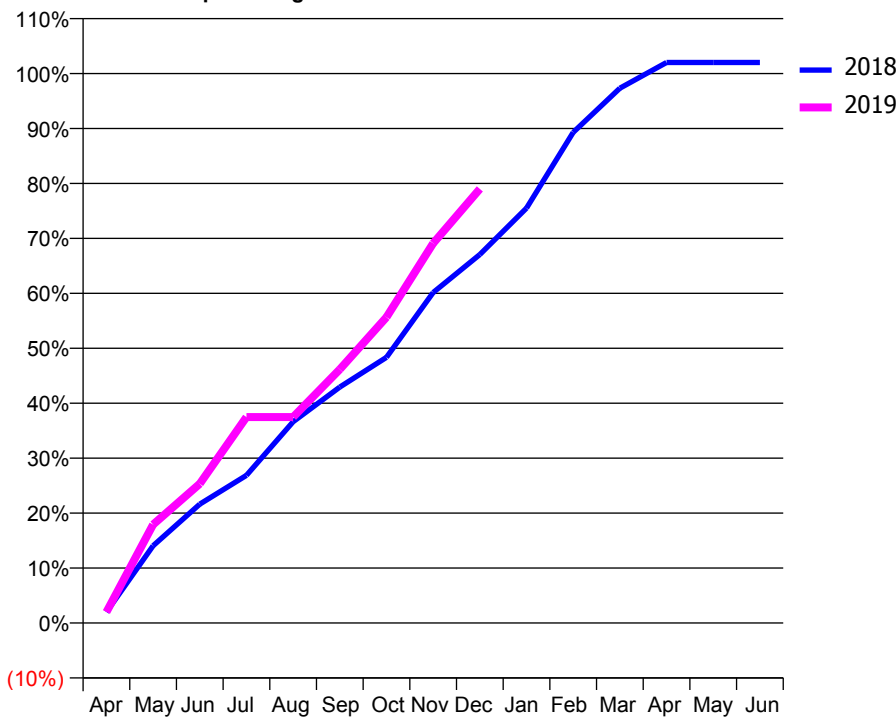
ACCESS*

Patients seen in 24 months	Total	Change since previous quarter
Quarter ending December 2017	1,713	
Quarter ending March 2018	1,764	↑
Quarter ending June 2018	1,811	↑
Quarter ending September 2018	1,846	→
Quarter ending December 2018	1,957	↑
Variance since December 2017	14.2%	↑



ACTIVITY

Cumulative percentage of contracted UDA delivered 2018 & 2019



Month	Adjusted Scheduled Activity (UDA)	
	2018	2019
April	124	124
May	872	1,113
June	1,343	1,574
July	1,668	2,326
August	2,274	2,326
September	2,666	2,866
October	3,001	3,454
November	3,733	4,288
December	4,163	4,904
January	4,686	
February	5,543	
March	6,040	
April	6,332	
May	6,332	
June	6,332	

QUALITY

	Quantity	Base Number	Contract	AT	Region	England
% of FP17s for the same patient ID Re-attending within 3 months - Children	24	506	4.7%	12.2%	12.3%	11.8%
% of FP17s for the same patient ID Re-attending within 3 months - Adults	203	1,961	10.4%	16.0%	15.8%	15.6%
% of FP17s for the same patient ID Re-attending between 3 & 9 months - Children	313	506	61.9%	58.0%	60.1%	58.8%
% of FP17s for the same patient ID Re-attending between 3 & 9 months - Adults	1,180	1,961	60.2%	51.3%	53.3%	51.0%
% of FP17s for Band 1 Urgent Courses	160	2,318	6.9%	10.1%	9.0%	9.0%
% of FP17s Relating to Free Repair or Replacements	24	2,318	1.0%	0.8%	1.0%	0.8%
% of FP17s Relating to Continuations	7	2,318	0.3%	0.9%	1.0%	0.9%
% of Patients satisfied with the dentistry they have received	1	1	N/A	95.3%	93.8%	93.2%
% of Patients satisfied with the time they had to wait for an appointment	1	1	N/A	89.3%	89.4%	88.3%

* This is based on patients treated on this contract for their most recent course of treatment. Figures in italics indicate the base number of FP17s or Patient Questionnaire responses are less than 100. N/A is shown where the base number of responses is less than 10 during the period. % is calculated as Quantity/Base number*100

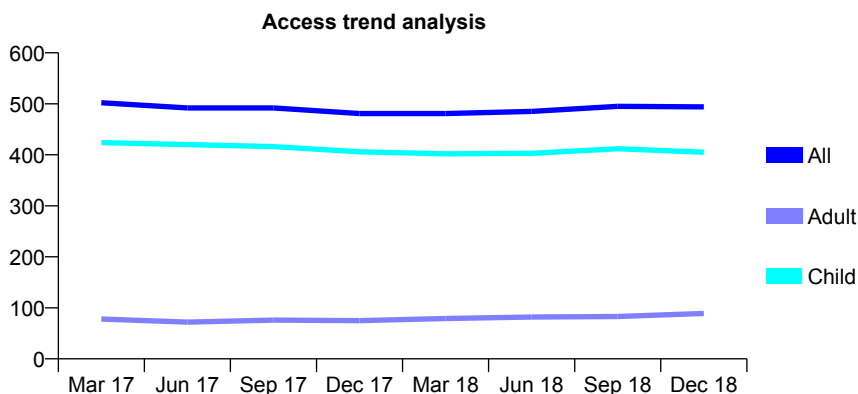
Q46 - Vital Signs At a Glance Contract Report for 869651/0001 - December 2018

Name or company name	Dr N Shah
Contract type name	GDS Contract
Purpose of contract	General
Contract start date	01/04/2006
Contract end date	

18/19 Contracted general activity (UDA)	1,147
Carry forward general activity (UDA)	6
18/19 Contracted orthodontic activity (UOA)	0
Carry forward orthodontic activity (UOA)	0
Baseline contract value	£25,296.31

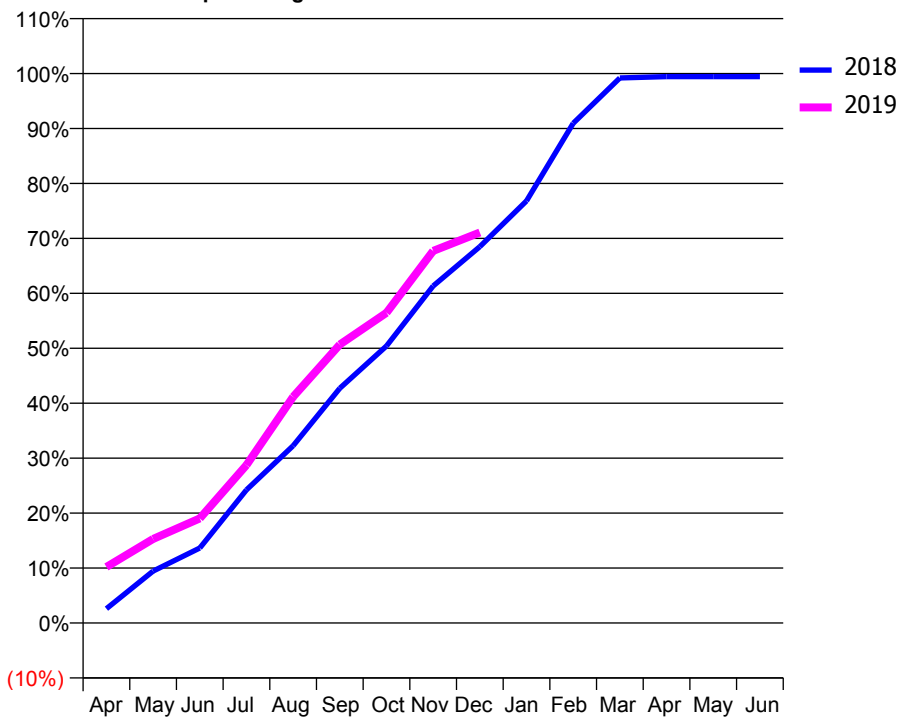
ACCESS*

Patients seen in 24 months	Total	Change since previous quarter
Quarter ending December 2017	481	
Quarter ending March 2018	481	→
Quarter ending June 2018	485	→
Quarter ending September 2018	495	↑
Quarter ending December 2018	494	→
Variance since December 2017	2.7%	↑



ACTIVITY

Cumulative percentage of contracted UDA delivered 2018 & 2019



Month	Adjusted Scheduled Activity (UDA)	
	2018	2019
April	30	117
May	108	175
June	157	218
July	278	330
August	370	472
September	490	581
October	578	648
November	703	777
December	786	815
January	881	
February	1,043	
March	1,138	
April	1,141	
May	1,141	
June	1,141	

QUALITY

	Quantity	Base Number	Contract	AT	Region	England
% of FP17s for the same patient ID Re-attending within 3 months - Children	41	555	7.4%	12.2%	12.3%	11.8%
% of FP17s for the same patient ID Re-attending within 3 months - Adults	5	39	12.8%	16.0%	15.8%	15.6%
% of FP17s for the same patient ID Re-attending between 3 & 9 months - Children	359	555	64.7%	58.0%	60.1%	58.8%
% of FP17s for the same patient ID Re-attending between 3 & 9 months - Adults	23	39	59.0%	51.3%	53.3%	51.0%
% of FP17s for Band 1 Urgent Courses	10	580	1.7%	10.1%	9.0%	9.0%
% of FP17s Relating to Free Repair or Replacements	0	580	0.0%	0.8%	1.0%	0.8%
% of FP17s Relating to Continuations	0	580	0.0%	0.9%	1.0%	0.9%
% of Patients satisfied with the dentistry they have received	0	0	N/A	95.3%	93.8%	93.2%
% of Patients satisfied with the time they had to wait for an appointment	0	0	N/A	89.3%	89.4%	88.3%

* This is based on patients treated on this contract for their most recent course of treatment. Figures in italics indicate the base number of FP17s or Patient Questionnaire responses are less than 100. N/A is shown where the base number of responses is less than 10 during the period. % is calculated as Quantity/Base number*100

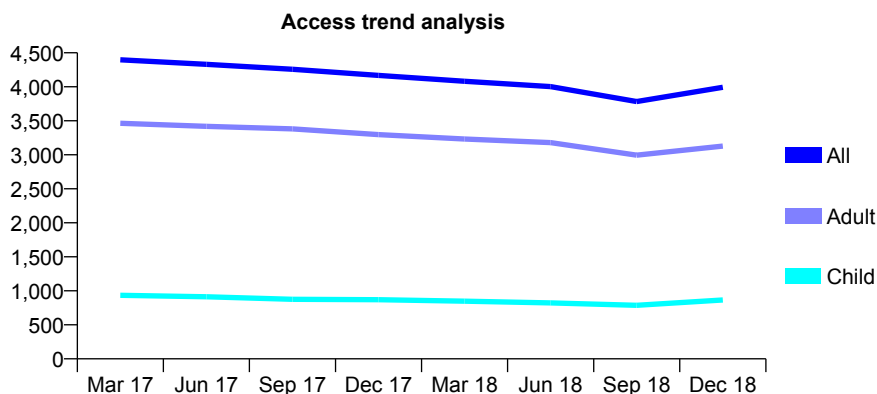
Q46 - Vital Signs At a Glance Contract Report for 869813/0001 - December 2018

Name or company name	MR MOHAMMED AL-HIMDANI
Contract type name	GDS Contract
Purpose of contract	General
Contract start date	01/04/2006
Contract end date	

18/19 Contracted general activity (UDA)	9,049
Carry forward general activity (UDA)	0
18/19 Contracted orthodontic activity (UOA)	0
Carry forward orthodontic activity (UOA)	0
Baseline contract value	£230,363.12

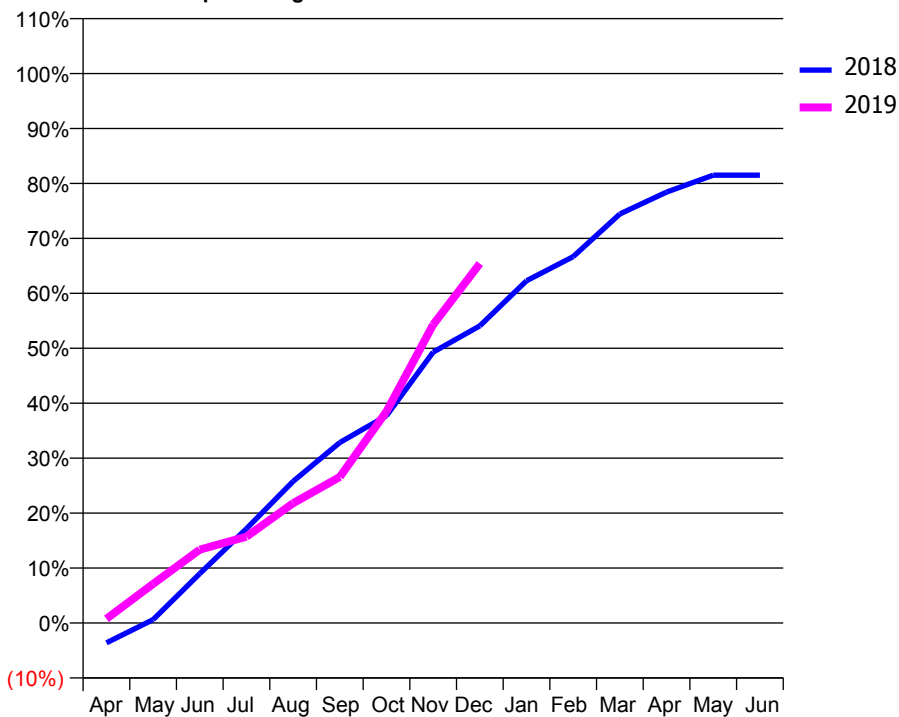
ACCESS*

Patients seen in 24 months	Total	Change since previous quarter
Quarter ending December 2017	4,168	
Quarter ending March 2018	4,081	↓
Quarter ending June 2018	4,003	↓
Quarter ending September 2018	3,784	↓
Quarter ending December 2018	3,993	↑
Variance since December 2017	(4.2%)	↓



ACTIVITY

Cumulative percentage of contracted UDA delivered 2018 & 2019



Month	Adjusted Scheduled Activity (UDA)	
	2018	2019
April	-326	70
May	56	644
June	809	1,209
July	1,545	1,422
August	2,321	1,974
September	2,956	2,405
October	3,395	3,484
November	4,437	4,914
December	4,869	5,918
January	5,607	
February	6,002	
March	6,700	
April	7,060	
May	7,336	
June	7,336	

QUALITY

	Quantity	Base Number	Contract	AT	Region	England
% of FP17s for the same patient ID Re-attending within 3 months - Children	26	736	3.5%	12.2%	12.3%	11.8%
% of FP17s for the same patient ID Re-attending within 3 months - Adults	328	2,512	13.1%	16.0%	15.8%	15.6%
% of FP17s for the same patient ID Re-attending between 3 & 9 months - Children	291	736	39.5%	58.0%	60.1%	58.8%
% of FP17s for the same patient ID Re-attending between 3 & 9 months - Adults	746	2,512	29.7%	51.3%	53.3%	51.0%
% of FP17s for Band 1 Urgent Courses	361	2,951	12.2%	10.1%	9.0%	9.0%
% of FP17s Relating to Free Repair or Replacements	23	2,951	0.8%	0.8%	1.0%	0.8%
% of FP17s Relating to Continuations	28	2,951	0.9%	0.9%	1.0%	0.9%
% of Patients satisfied with the dentistry they have received	0	0	N/A	95.3%	93.8%	93.2%
% of Patients satisfied with the time they had to wait for an appointment	0	0	N/A	89.3%	89.4%	88.3%

* This is based on patients treated on this contract for their most recent course of treatment. Figures in italics indicate the base number of FP17s or Patient Questionnaire responses are less than 100. N/A is shown where the base number of responses is less than 10 during the period. % is calculated as Quantity/Base number*100

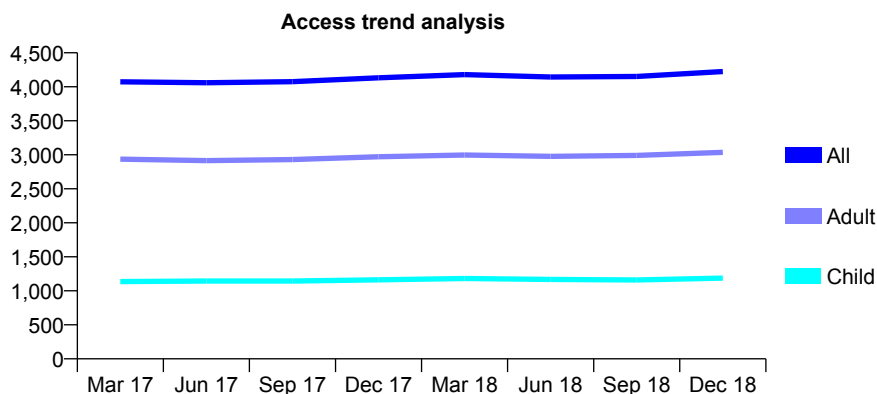
Q46 - Vital Signs At a Glance Contract Report for 886483/0001 - December 2018

Name or company name	MR S HAFIZ
Contract type name	GDS Contract
Purpose of contract	General
Contract start date	01/04/2012
Contract end date	

18/19 Contracted general activity (UDA)	11,970
Carry forward general activity (UDA)	-26
18/19 Contracted orthodontic activity (UOA)	0
Carry forward orthodontic activity (UOA)	0
Baseline contract value	£404,401.58

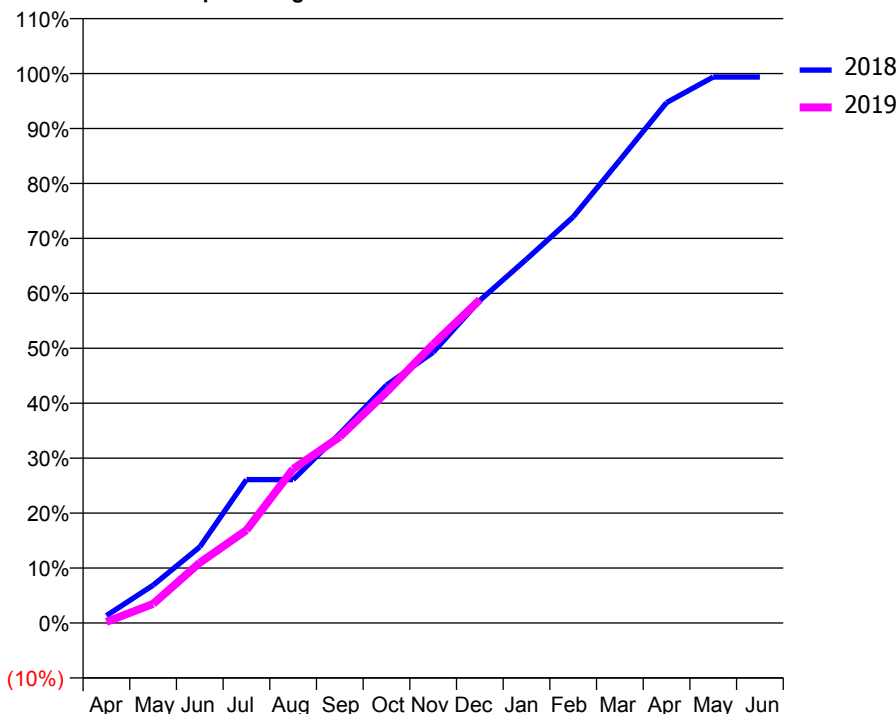
ACCESS*

Patients seen in 24 months	Total	Change since previous quarter
Quarter ending December 2017	4,133	
Quarter ending March 2018	4,179	→
Quarter ending June 2018	4,144	→
Quarter ending September 2018	4,151	→
Quarter ending December 2018	4,224	→
Variance since December 2017	2.2%	↑



ACTIVITY

Cumulative percentage of contracted UDA delivered 2018 & 2019



Month	Adjusted Scheduled Activity (UDA)	
	2018	2019
April	162	26
May	824	417
June	1,657	1,315
July	3,125	2,022
August	3,125	3,356
September	4,127	4,056
October	5,181	5,030
November	5,898	6,072
December	7,029	7,044
January	7,924	
February	8,845	
March	10,085	
April	11,337	
May	11,894	
June	11,894	

QUALITY

	Quantity	Base Number	Contract	AT	Region	England
% of FP17s for the same patient ID Re-attending within 3 months - Children	86	1,213	7.1%	12.2%	12.3%	11.8%
% of FP17s for the same patient ID Re-attending within 3 months - Adults	213	2,643	8.1%	16.0%	15.8%	15.6%
% of FP17s for the same patient ID Re-attending between 3 & 9 months - Children	570	1,213	47.0%	58.0%	60.1%	58.8%
% of FP17s for the same patient ID Re-attending between 3 & 9 months - Adults	1,260	2,643	47.7%	51.3%	53.3%	51.0%
% of FP17s for Band 1 Urgent Courses	176	3,233	5.4%	10.1%	9.0%	9.0%
% of FP17s Relating to Free Repair or Replacements	4	3,233	0.1%	0.8%	1.0%	0.8%
% of FP17s Relating to Continuations	20	3,233	0.6%	0.9%	1.0%	0.9%
% of Patients satisfied with the dentistry they have received	1	1	N/A	95.3%	93.8%	93.2%
% of Patients satisfied with the time they had to wait for an appointment	1	1	N/A	89.3%	89.4%	88.3%

* This is based on patients treated on this contract for their most recent course of treatment. Figures in italics indicate the base number of FP17s or Patient Questionnaire responses are less than 100. N/A is shown where the base number of responses is less than 10 during the period. % is calculated as Quantity/Base number*100

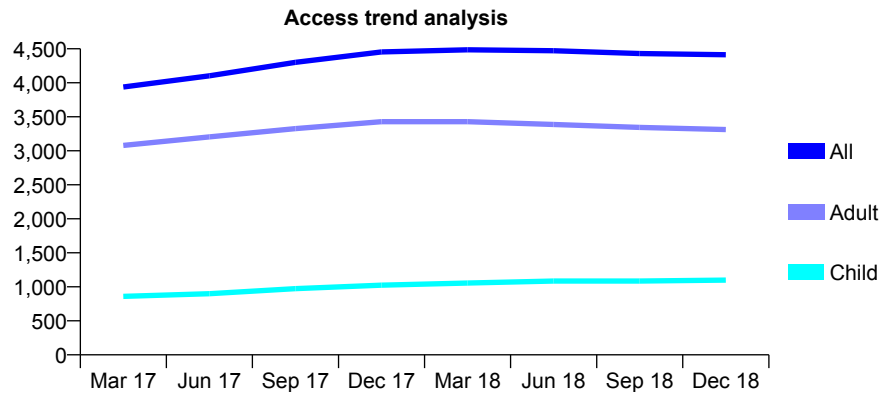
Q46 - Vital Signs At a Glance Contract Report for 897515/0001 - December 2018

Name or company name	MR SW LAI
Contract type name	GDS Contract
Purpose of contract	General
Contract start date	01/12/2015
Contract end date	

18/19 Contracted general activity (UDA)	13,768
Carry forward general activity (UDA)	-275
18/19 Contracted orthodontic activity (UOA)	0
Carry forward orthodontic activity (UOA)	0
Baseline contract value	£350,937.61

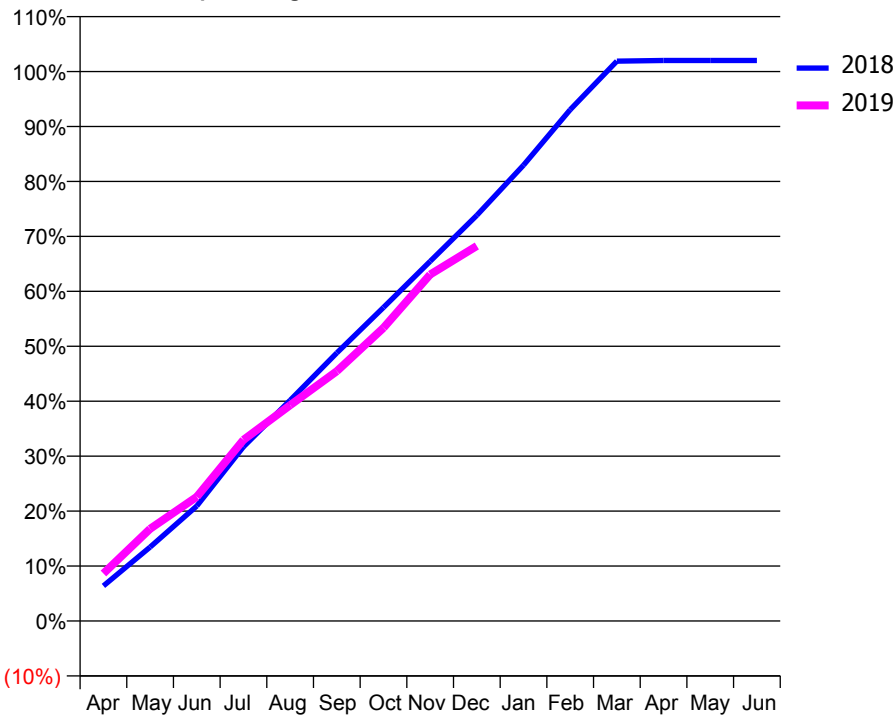
ACCESS*

Patients seen in 24 months	Total	Change since previous quarter
Quarter ending December 2017	4,454	
Quarter ending March 2018	4,485	→
Quarter ending June 2018	4,472	→
Quarter ending September 2018	4,430	→
Quarter ending December 2018	4,412	→
Variance since December 2017	(0.9%)	→



ACTIVITY

Cumulative percentage of contracted UDA delivered 2018 & 2019



Month	Adjusted Scheduled Activity (UDA)	
	2018	2019
April	879	1,190
May	1,853	2,309
June	2,880	3,113
July	4,366	4,538
August	5,530	5,409
September	6,718	6,259
October	7,855	7,346
November	9,014	8,680
December	10,165	9,397
January	11,420	
February	12,811	
March	14,028	
April	14,043	
May	14,043	
June	14,043	

QUALITY

	Quantity	Base Number	Contract	AT	Region	England
% of FP17s for the same patient ID Re-attending within 3 months - Children	80	1,308	6.1%	12.2%	12.3%	11.8%
% of FP17s for the same patient ID Re-attending within 3 months - Adults	420	3,853	10.9%	16.0%	15.8%	15.6%
% of FP17s for the same patient ID Re-attending between 3 & 9 months - Children	911	1,308	69.6%	58.0%	60.1%	58.8%
% of FP17s for the same patient ID Re-attending between 3 & 9 months - Adults	2,603	3,853	67.6%	51.3%	53.3%	51.0%
% of FP17s for Band 1 Urgent Courses	160	5,150	3.1%	10.1%	9.0%	9.0%
% of FP17s Relating to Free Repair or Replacements	49	5,150	1.0%	0.8%	1.0%	0.8%
% of FP17s Relating to Continuations	38	5,150	0.7%	0.9%	1.0%	0.9%
% of Patients satisfied with the dentistry they have received	1	1	N/A	95.3%	93.8%	93.2%
% of Patients satisfied with the time they had to wait for an appointment	1	1	N/A	89.3%	89.4%	88.3%

* This is based on patients treated on this contract for their most recent course of treatment. Figures in italics indicate the base number of FP17s or Patient Questionnaire responses are less than 100. N/A is shown where the base number of responses is less than 10 during the period. % is calculated as Quantity/Base number*100

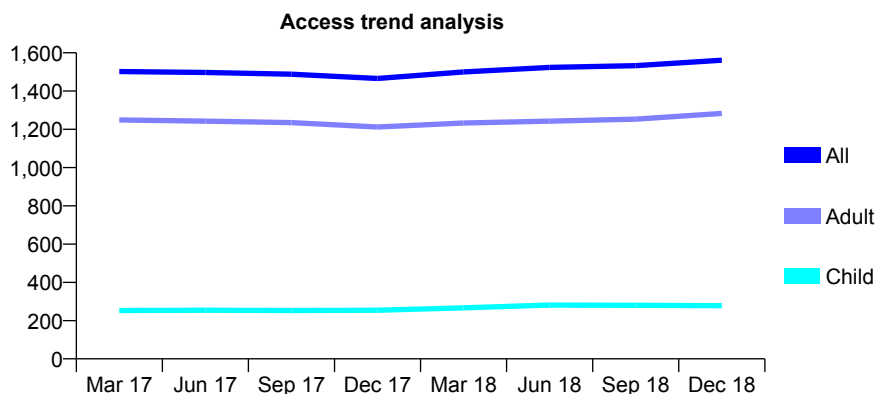
Q46 - Vital Signs At a Glance Contract Report for 898457/0002 - December 2018

Name or company name	MR ND MCLEAN
Contract type name	GDS Contract
Purpose of contract	General
Contract start date	01/04/2006
Contract end date	

18/19 Contracted general activity (UDA)	5,215
Carry forward general activity (UDA)	165
18/19 Contracted orthodontic activity (UOA)	0
Carry forward orthodontic activity (UOA)	0
Baseline contract value	£131,112.12

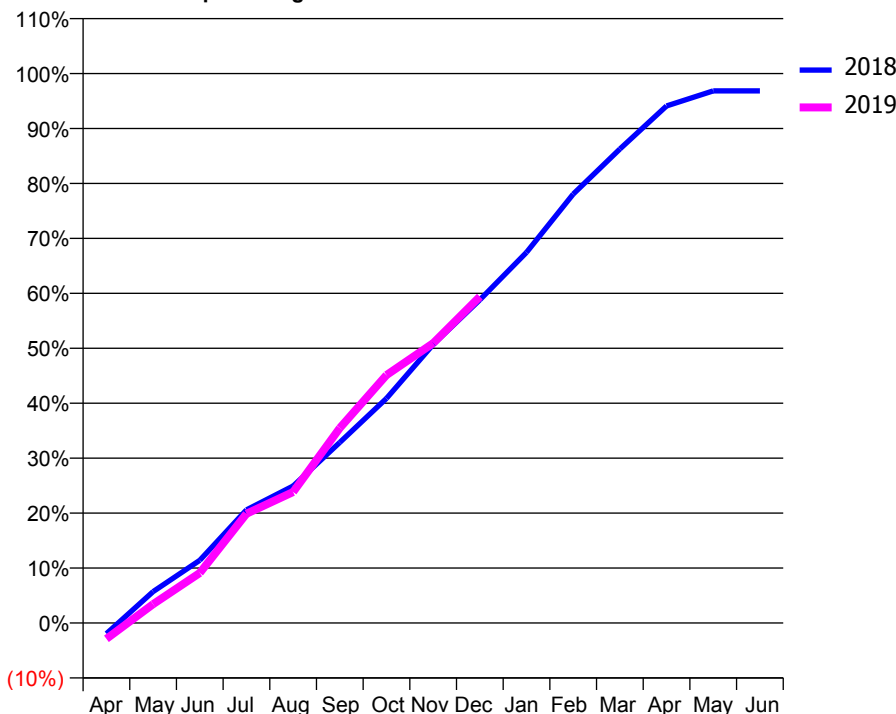
ACCESS*

Patients seen in 24 months	Total	Change since previous quarter
Quarter ending December 2017	1,466	
Quarter ending March 2018	1,500	↑
Quarter ending June 2018	1,524	→
Quarter ending September 2018	1,533	→
Quarter ending December 2018	1,561	→
Variance since December 2017	6.5%	↑



ACTIVITY

Cumulative percentage of contracted UDA delivered 2018 & 2019



Month	Adjusted Scheduled Activity (UDA)	
	2018	2019
April	-102	-152
May	298	179
June	595	475
July	1,074	1,037
August	1,300	1,243
September	1,714	1,850
October	2,132	2,353
November	2,644	2,655
December	3,067	3,098
January	3,517	
February	4,071	
March	4,499	
April	4,907	
May	5,050	
June	5,050	

QUALITY

	Quantity	Base Number	Contract	AT	Region	England
% of FP17s for the same patient ID Re-attending within 3 months - Children	22	339	6.5%	12.2%	12.3%	11.8%
% of FP17s for the same patient ID Re-attending within 3 months - Adults	362	1,781	20.3%	16.0%	15.8%	15.6%
% of FP17s for the same patient ID Re-attending between 3 & 9 months - Children	227	339	67.0%	58.0%	60.1%	58.8%
% of FP17s for the same patient ID Re-attending between 3 & 9 months - Adults	1,094	1,781	61.4%	51.3%	53.3%	51.0%
% of FP17s for Band 1 Urgent Courses	292	1,825	16.0%	10.1%	9.0%	9.0%
% of FP17s Relating to Free Repair or Replacements	89	1,825	4.9%	0.8%	1.0%	0.8%
% of FP17s Relating to Continuations	23	1,825	1.3%	0.9%	1.0%	0.9%
% of Patients satisfied with the dentistry they have received	3	3	N/A	95.3%	93.8%	93.2%
% of Patients satisfied with the time they had to wait for an appointment	3	3	N/A	89.3%	89.4%	88.3%

* This is based on patients treated on this contract for their most recent course of treatment. Figures in italics indicate the base number of FP17s or Patient Questionnaire responses are less than 100. N/A is shown where the base number of responses is less than 10 during the period. % is calculated as Quantity/Base number*100

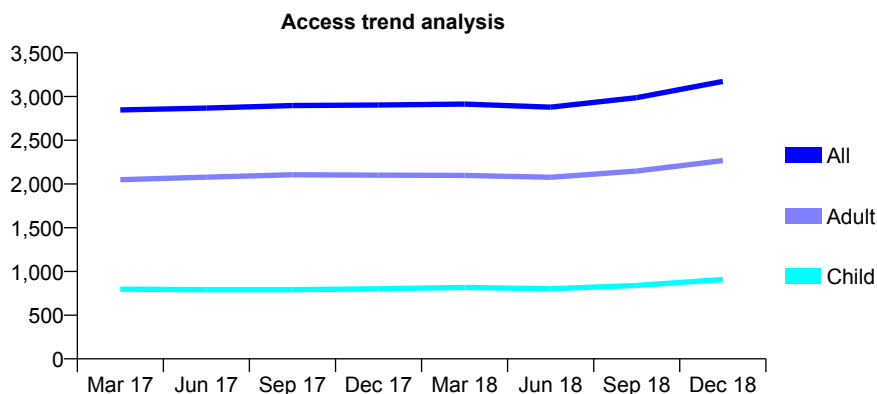
Q46 - Vital Signs At a Glance Contract Report for 907359/0001 - December 2018

Name or company name	MR MP GEORGESON
Contract type name	GDS Contract
Purpose of contract	General and Orthodontic
Contract start date	01/04/2006
Contract end date	

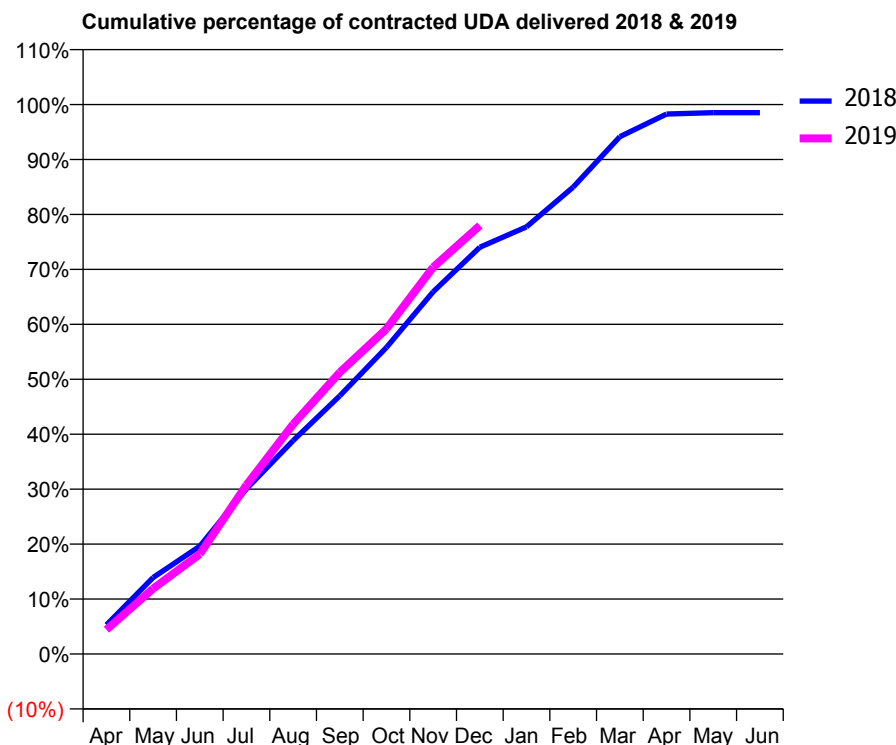
18/19 Contracted general activity (UDA)	8,950
Carry forward general activity (UDA)	133
18/19 Contracted orthodontic activity (UOA)	1,361
Carry forward orthodontic activity (UOA)	-27
Baseline contract value	£302,820.90

ACCESS*

Patients seen in 24 months	Total	Change since previous quarter
Quarter ending December 2017	2,903	
Quarter ending March 2018	2,913	→
Quarter ending June 2018	2,878	↓
Quarter ending September 2018	2,987	↑
Quarter ending December 2018	3,173	↑
Variance since December 2017	9.3%	↑



ACTIVITY



Month	Adjusted Scheduled Activity (UDA)	
	2018	2019
April	475	396
May	1,245	1,065
June	1,756	1,628
July	2,690	2,753
August	3,476	3,743
September	4,206	4,588
October	4,993	5,297
November	5,900	6,299
December	6,626	6,980
January	6,958	
February	7,606	
March	8,426	
April	8,796	
May	8,816	
June	8,817	

QUALITY

	Quantity	Base Number	Contract	AT	Region	England
% of FP17s for the same patient ID Re-attending within 3 months - Children	191	1,233	15.5%	12.2%	12.3%	11.8%
% of FP17s for the same patient ID Re-attending within 3 months - Adults	284	2,417	11.8%	16.0%	15.8%	15.6%
% of FP17s for the same patient ID Re-attending between 3 & 9 months - Children	594	1,233	48.2%	58.0%	60.1%	58.8%
% of FP17s for the same patient ID Re-attending between 3 & 9 months - Adults	1,300	2,417	53.8%	51.3%	53.3%	51.0%
% of FP17s for Band 1 Urgent Courses	182	3,411	5.3%	10.1%	9.0%	9.0%
% of FP17s Relating to Free Repair or Replacements	18	3,411	0.5%	0.8%	1.0%	0.8%
% of FP17s Relating to Continuations	4	3,411	0.1%	0.9%	1.0%	0.9%
% of Patients satisfied with the dentistry they have received	1	1	N/A	95.3%	93.8%	93.2%
% of Patients satisfied with the time they had to wait for an appointment	1	1	N/A	89.3%	89.4%	88.3%

* This is based on patients treated on this contract for their most recent course of treatment. Figures in italics indicate the base number of FP17s or Patient Questionnaire responses are less than 100. N/A is shown where the base number of responses is less than 10 during the period. % is calculated as Quantity/Base number*100

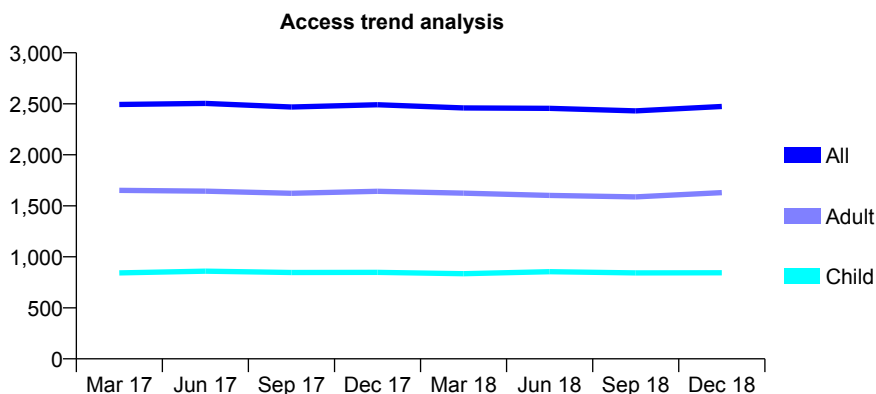
Q46 - Vital Signs At a Glance Contract Report for 908673/0001 - December 2018

Name or company name	DR PV MCCRORY
Contract type name	GDS Contract
Purpose of contract	General
Contract start date	01/04/2006
Contract end date	

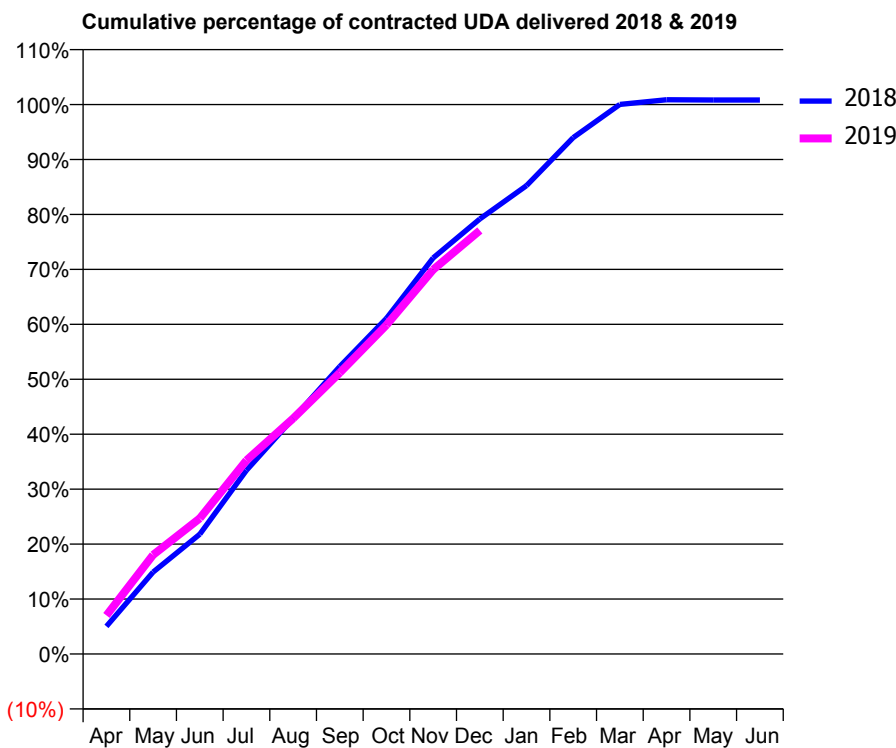
18/19 Contracted general activity (UDA)	7,000
Carry forward general activity (UDA)	-58
18/19 Contracted orthodontic activity (UOA)	0
Carry forward orthodontic activity (UOA)	0
Baseline contract value	£217,558.62

ACCESS*

Patients seen in 24 months	Total	Change since previous quarter
Quarter ending December 2017	2,491	
Quarter ending March 2018	2,459	↓
Quarter ending June 2018	2,456	→
Quarter ending September 2018	2,431	↓
Quarter ending December 2018	2,474	→
Variance since December 2017	(0.7%)	→



ACTIVITY



Adjusted Scheduled Activity (UDA)		
Month	2018	2019
April	352	492
May	1,045	1,263
June	1,527	1,729
July	2,340	2,467
August	3,001	3,000
September	3,663	3,583
October	4,277	4,192
November	5,045	4,896
December	5,542	5,396
January	5,966	
February	6,578	
March	7,001	
April	7,060	
May	7,058	
June	7,058	

QUALITY

	Quantity	Base Number	Contract	AT	Region	England
% of FP17s for the same patient ID Re-attending within 3 months - Children	59	978	6.0%	12.2%	12.3%	11.8%
% of FP17s for the same patient ID Re-attending within 3 months - Adults	149	1,459	10.2%	16.0%	15.8%	15.6%
% of FP17s for the same patient ID Re-attending between 3 & 9 months - Children	575	978	58.8%	58.0%	60.1%	58.8%
% of FP17s for the same patient ID Re-attending between 3 & 9 months - Adults	658	1,459	45.1%	51.3%	53.3%	51.0%
% of FP17s for Band 1 Urgent Courses	242	2,408	10.0%	10.1%	9.0%	9.0%
% of FP17s Relating to Free Repair or Replacements	6	2,408	0.2%	0.8%	1.0%	0.8%
% of FP17s Relating to Continuations	6	2,408	0.2%	0.9%	1.0%	0.9%
% of Patients satisfied with the dentistry they have received	0	0	N/A	95.3%	93.8%	93.2%
% of Patients satisfied with the time they had to wait for an appointment	0	0	N/A	89.3%	89.4%	88.3%

* This is based on patients treated on this contract for their most recent course of treatment. Figures in italics indicate the base number of FP17s or Patient Questionnaire responses are less than 100. N/A is shown where the base number of responses is less than 10 during the period. % is calculated as Quantity/Base number*100

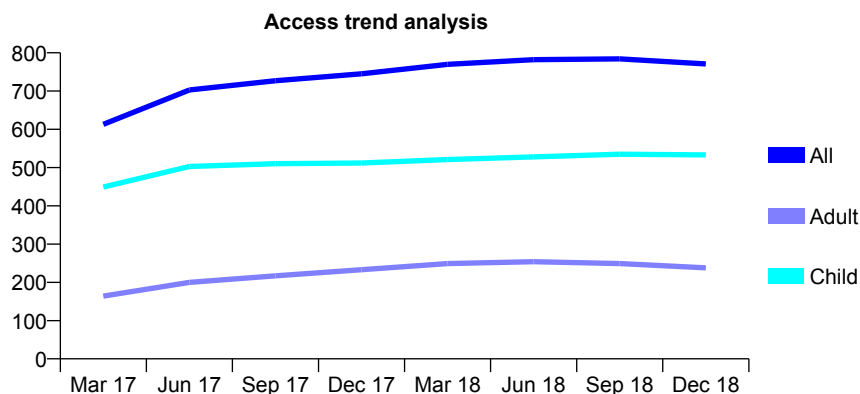
Q46 - Vital Signs At a Glance Contract Report for 909580/0002 - December 2018

Name or company name	P&J Noble Dental Practice
Contract type name	GDS Contract
Purpose of contract	General and Orthodontic
Contract start date	01/04/2007
Contract end date	

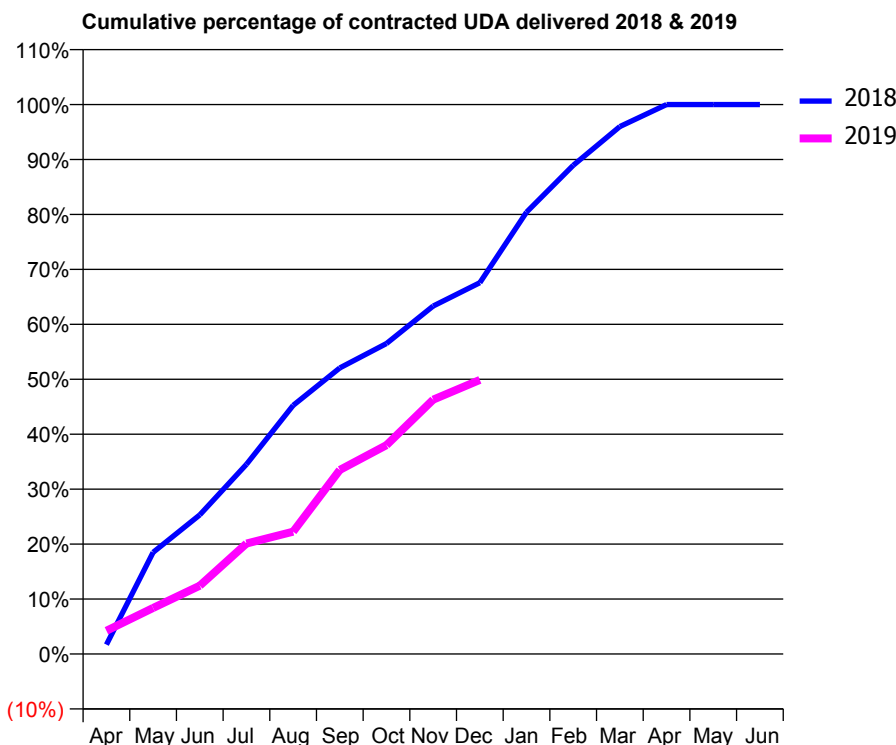
18/19 Contracted general activity (UDA)	1,706
Carry forward general activity (UDA)	0
18/19 Contracted orthodontic activity (UOA)	293
Carry forward orthodontic activity (UOA)	-6
Baseline contract value	£67,522.96

ACCESS*

Patients seen in 24 months	Total	Change since previous quarter
Quarter ending December 2017	745	
Quarter ending March 2018	770	↑
Quarter ending June 2018	782	→
Quarter ending September 2018	784	→
Quarter ending December 2018	771	↓
Variance since December 2017	3.5%	↑



ACTIVITY



Month	Adjusted Scheduled Activity (UDA)	
	2018	2019
April	29	72
May	316	143
June	432	212
July	589	343
August	772	380
September	888	571
October	964	648
November	1,080	790
December	1,153	851
January	1,372	
February	1,517	
March	1,637	
April	1,706	
May	1,706	
June	1,706	

QUALITY

	Quantity	Base Number	Contract	AT	Region	England
% of FP17s for the same patient ID Re-attending within 3 months - Children	37	601	6.2%	12.2%	12.3%	11.8%
% of FP17s for the same patient ID Re-attending within 3 months - Adults	9	131	6.9%	16.0%	15.8%	15.6%
% of FP17s for the same patient ID Re-attending between 3 & 9 months - Children	442	601	73.5%	58.0%	60.1%	58.8%
% of FP17s for the same patient ID Re-attending between 3 & 9 months - Adults	80	131	61.1%	51.3%	53.3%	51.0%
% of FP17s for Band 1 Urgent Courses	19	660	2.9%	10.1%	9.0%	9.0%
% of FP17s Relating to Free Repair or Replacements	0	660	0.0%	0.8%	1.0%	0.8%
% of FP17s Relating to Continuations	0	660	0.0%	0.9%	1.0%	0.9%
% of Patients satisfied with the dentistry they have received	0	0	N/A	95.3%	93.8%	93.2%
% of Patients satisfied with the time they had to wait for an appointment	0	0	N/A	89.3%	89.4%	88.3%

* This is based on patients treated on this contract for their most recent course of treatment. Figures in italics indicate the base number of FP17s or Patient Questionnaire responses are less than 100. N/A is shown where the base number of responses is less than 10 during the period. % is calculated as Quantity/Base number*100

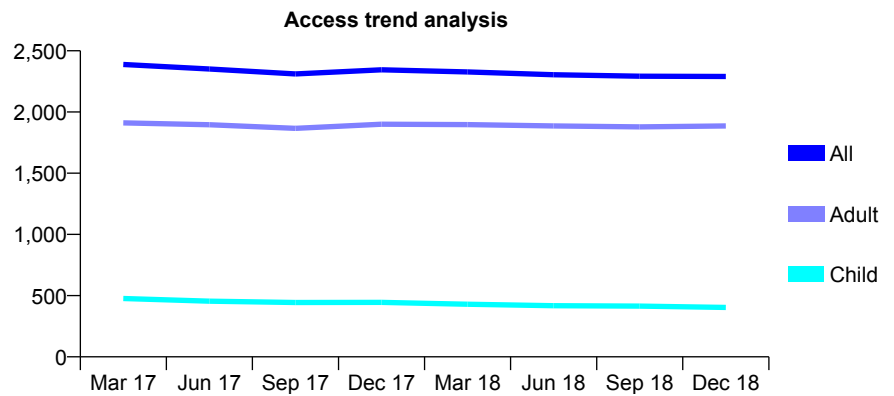
Q46 - Vital Signs At a Glance Contract Report for 910104/0002 - December 2018

Name or company name	MR DJ GRIFFITHS
Contract type name	GDS Contract
Purpose of contract	General
Contract start date	02/01/2007
Contract end date	

18/19 Contracted general activity (UDA)	8,178
Carry forward general activity (UDA)	0
18/19 Contracted orthodontic activity (UOA)	0
Carry forward orthodontic activity (UOA)	0
Baseline contract value	£181,891.32

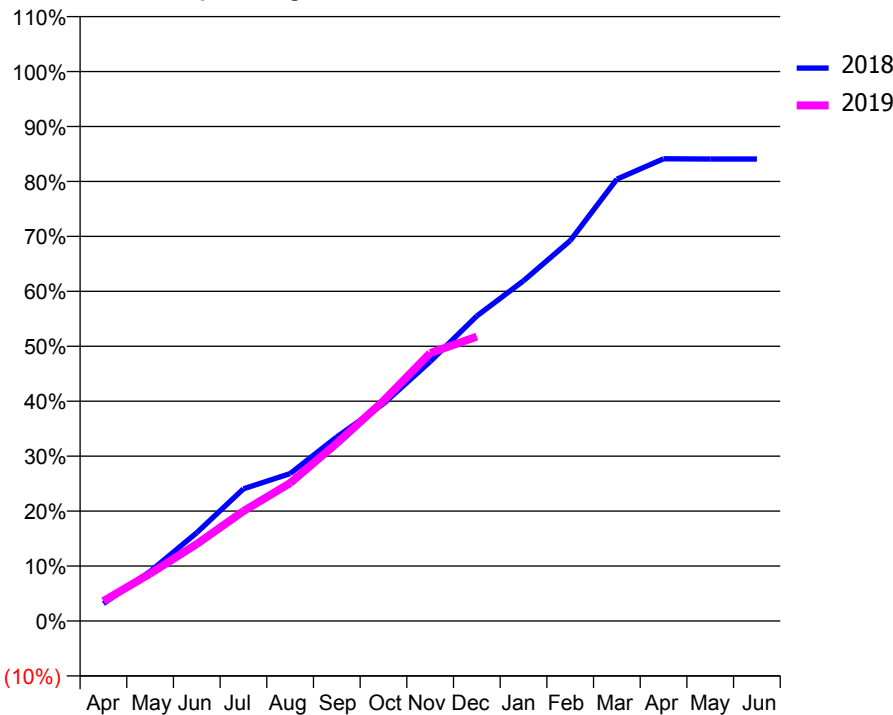
ACCESS*

Patients seen in 24 months	Total	Change since previous quarter
Quarter ending December 2017	2,345	
Quarter ending March 2018	2,327	→
Quarter ending June 2018	2,304	→
Quarter ending September 2018	2,293	→
Quarter ending December 2018	2,290	→
Variance since December 2017	(2.3%)	↓



ACTIVITY

Cumulative percentage of contracted UDA delivered 2018 & 2019



Adjusted Scheduled Activity (UDA)		
Month	2018	2019
April	258	297
May	737	706
June	1,314	1,147
July	1,968	1,636
August	2,194	2,054
September	2,741	2,646
October	3,233	3,278
November	3,862	3,989
December	4,539	4,232
January	5,064	
February	5,661	
March	6,576	
April	6,879	
May	6,876	
June	6,876	

QUALITY

	Quantity	Base Number	Contract	AT	Region	England
% of FP17s for the same patient ID Re-attending within 3 months - Children	35	446	7.8%	12.2%	12.3%	11.8%
% of FP17s for the same patient ID Re-attending within 3 months - Adults	231	1,819	12.7%	16.0%	15.8%	15.6%
% of FP17s for the same patient ID Re-attending between 3 & 9 months - Children	293	446	65.7%	58.0%	60.1%	58.8%
% of FP17s for the same patient ID Re-attending between 3 & 9 months - Adults	1,003	1,819	55.1%	51.3%	53.3%	51.0%
% of FP17s for Band 1 Urgent Courses	92	2,129	4.3%	10.1%	9.0%	9.0%
% of FP17s Relating to Free Repair or Replacements	54	2,129	2.5%	0.8%	1.0%	0.8%
% of FP17s Relating to Continuations	3	2,129	0.1%	0.9%	1.0%	0.9%
% of Patients satisfied with the dentistry they have received	0	0	N/A	95.3%	93.8%	93.2%
% of Patients satisfied with the time they had to wait for an appointment	0	0	N/A	89.3%	89.4%	88.3%

* This is based on patients treated on this contract for their most recent course of treatment. Figures in italics indicate the base number of FP17s or Patient Questionnaire responses are less than 100. N/A is shown where the base number of responses is less than 10 during the period. % is calculated as Quantity/Base number*100

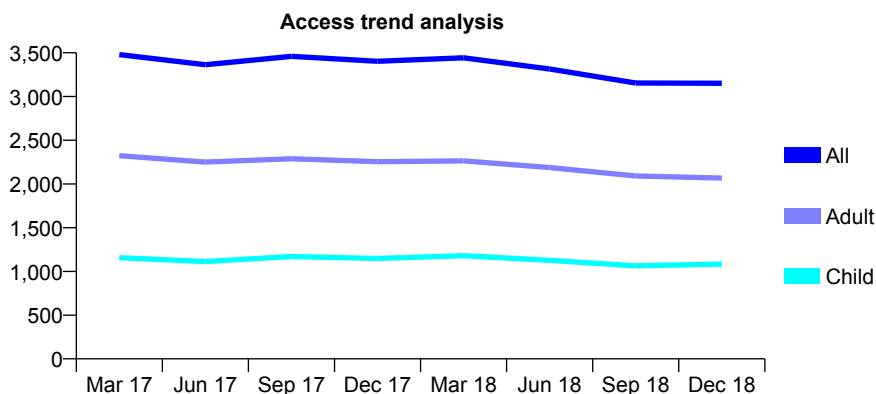
Q46 - Vital Signs At a Glance Contract Report for 910864/0001 - December 2018

Name or company name	MR D END
Contract type name	GDS Contract
Purpose of contract	General and Orthodontic
Contract start date	01/04/2006
Contract end date	

18/19 Contracted general activity (UDA)	9,584
Carry forward general activity (UDA)	370
18/19 Contracted orthodontic activity (UOA)	400
Carry forward orthodontic activity (UOA)	-7
Baseline contract value	£336,290.60

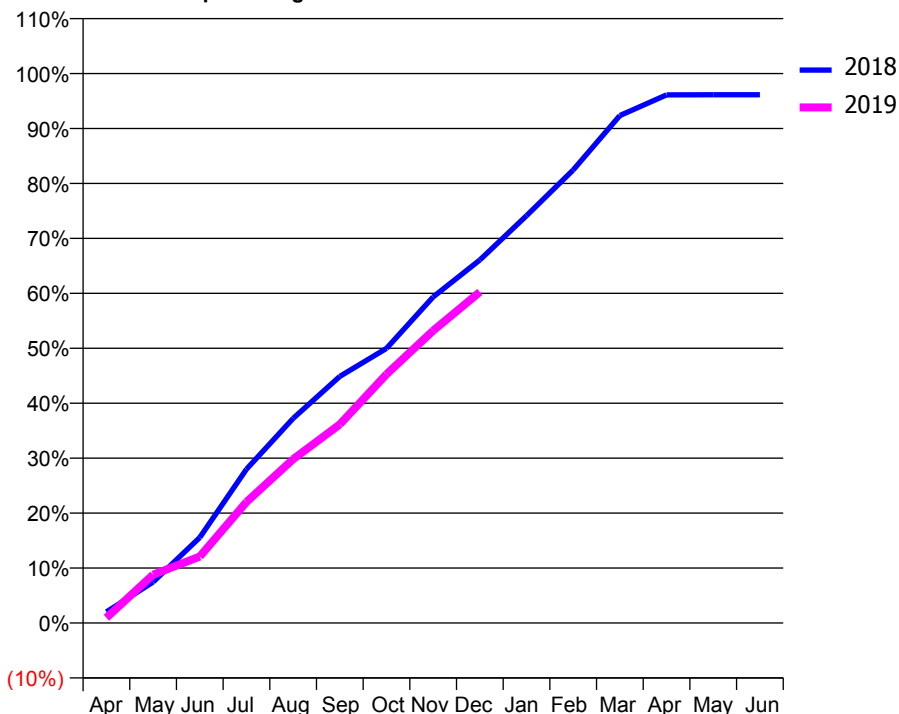
ACCESS*

Patients seen in 24 months	Total	Change since previous quarter
Quarter ending December 2017	3,403	
Quarter ending March 2018	3,443	→
Quarter ending June 2018	3,314	↓
Quarter ending September 2018	3,154	↓
Quarter ending December 2018	3,151	→
Variance since December 2017	(7.4%)	↓



ACTIVITY

Cumulative percentage of contracted UDA delivered 2018 & 2019



Month	Adjusted Scheduled Activity (UDA)	
	2018	2019
April	195	92
May	715	844
June	1,492	1,159
July	2,682	2,110
August	3,569	2,857
September	4,302	3,464
October	4,789	4,339
November	5,687	5,099
December	6,332	5,774
January	7,104	
February	7,902	
March	8,850	
April	9,212	
May	9,214	
June	9,214	

QUALITY

	Quantity	Base Number	Contract	AT	Region	England
% of FP17s for the same patient ID Re-attending within 3 months - Children	56	836	6.7%	12.2%	12.3%	11.8%
% of FP17s for the same patient ID Re-attending within 3 months - Adults	157	1,534	10.2%	16.0%	15.8%	15.6%
% of FP17s for the same patient ID Re-attending between 3 & 9 months - Children	261	836	31.2%	58.0%	60.1%	58.8%
% of FP17s for the same patient ID Re-attending between 3 & 9 months - Adults	545	1,534	35.5%	51.3%	53.3%	51.0%
% of FP17s for Band 1 Urgent Courses	28	2,216	1.3%	10.1%	9.0%	9.0%
% of FP17s Relating to Free Repair or Replacements	2	2,216	0.1%	0.8%	1.0%	0.8%
% of FP17s Relating to Continuations	12	2,216	0.5%	0.9%	1.0%	0.9%
% of Patients satisfied with the dentistry they have received	0	1	N/A	95.3%	93.8%	93.2%
% of Patients satisfied with the time they had to wait for an appointment	1	1	N/A	89.3%	89.4%	88.3%

* This is based on patients treated on this contract for their most recent course of treatment. Figures in italics indicate the base number of FP17s or Patient Questionnaire responses are less than 100. N/A is shown where the base number of responses is less than 10 during the period. % is calculated as Quantity/Base number*100

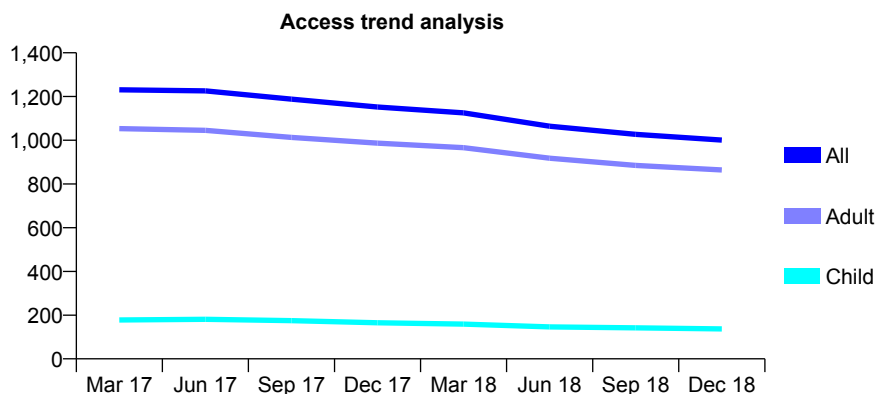
Q46 - Vital Signs At a Glance Contract Report for 913995/0001 - December 2018

Name or company name	MR JJ KEAVNEY
Contract type name	GDS Contract
Purpose of contract	General
Contract start date	01/04/2006
Contract end date	

18/19 Contracted general activity (UDA)	7,018
Carry forward general activity (UDA)	0
18/19 Contracted orthodontic activity (UOA)	0
Carry forward orthodontic activity (UOA)	0
Baseline contract value	£235,434.98

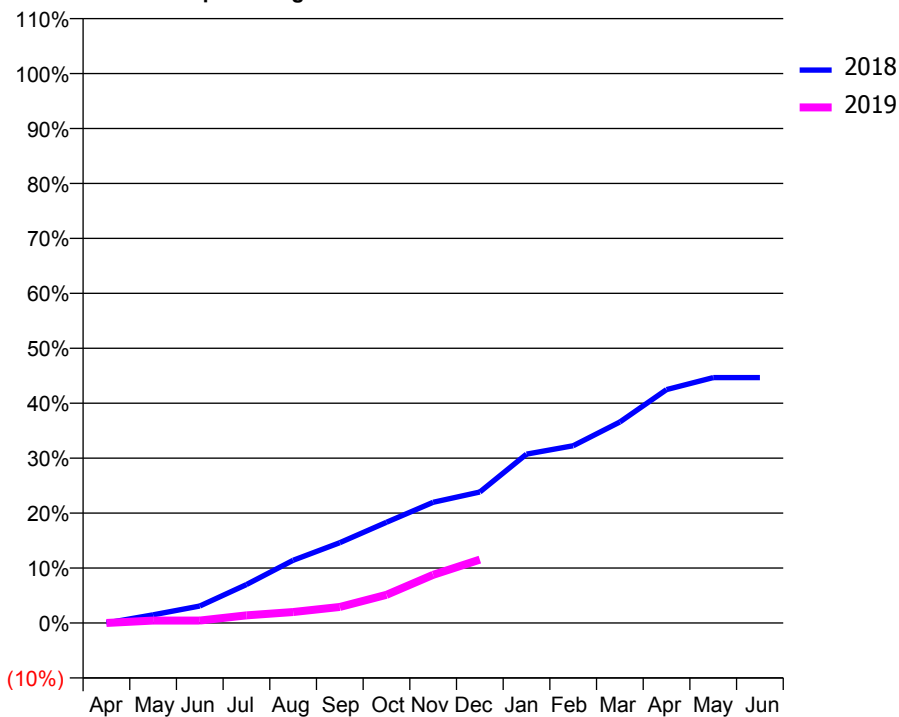
ACCESS*

Patients seen in 24 months	Total	Change since previous quarter
Quarter ending December 2017	1,152	
Quarter ending March 2018	1,125	↓
Quarter ending June 2018	1,064	↓
Quarter ending September 2018	1,027	↓
Quarter ending December 2018	1,001	↓
Variance since December 2017	(13.1%)	↓



ACTIVITY

Cumulative percentage of contracted UDA delivered 2018 & 2019



Month	Adjusted Scheduled Activity (UDA)	
	2018	2019
April	0	0
May	105	31
June	217	31
July	491	97
August	802	141
September	1,026	206
October	1,286	361
November	1,542	615
December	1,672	809
January	2,156	
February	2,264	
March	2,568	
April	2,981	
May	3,134	
June	3,134	

QUALITY

	Quantity	Base Number	Contract	AT	Region	England
% of FP17s for the same patient ID Re-attending within 3 months - Children	15	107	14.0%	12.2%	12.3%	11.8%
% of FP17s for the same patient ID Re-attending within 3 months - Adults	155	826	18.8%	16.0%	15.8%	15.6%
% of FP17s for the same patient ID Re-attending between 3 & 9 months - Children	34	107	31.8%	58.0%	60.1%	58.8%
% of FP17s for the same patient ID Re-attending between 3 & 9 months - Adults	344	826	41.6%	51.3%	53.3%	51.0%
% of FP17s for Band 1 Urgent Courses	69	656	10.5%	10.1%	9.0%	9.0%
% of FP17s Relating to Free Repair or Replacements	8	656	1.2%	0.8%	1.0%	0.8%
% of FP17s Relating to Continuations	17	656	2.6%	0.9%	1.0%	0.9%
% of Patients satisfied with the dentistry they have received	0	0	N/A	95.3%	93.8%	93.2%
% of Patients satisfied with the time they had to wait for an appointment	0	0	N/A	89.3%	89.4%	88.3%

* This is based on patients treated on this contract for their most recent course of treatment. Figures in italics indicate the base number of FP17s or Patient Questionnaire responses are less than 100. N/A is shown where the base number of responses is less than 10 during the period. % is calculated as Quantity/Base number*100

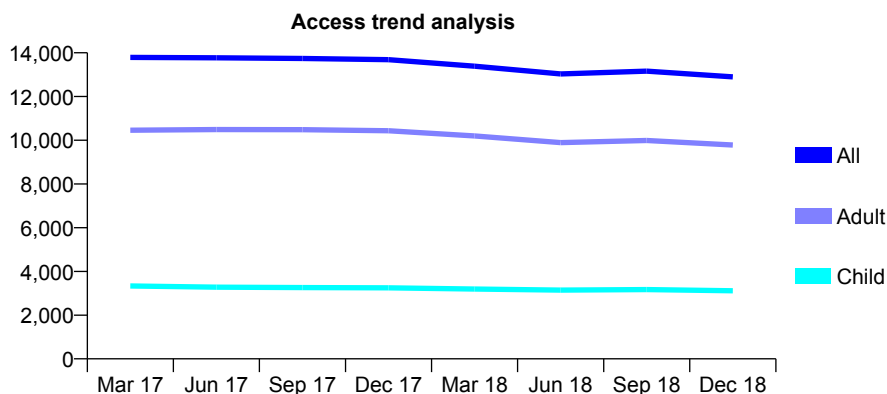
Q46 - Vital Signs At a Glance Contract Report for 918059/0001 - December 2018

Name or company name	MR JP BECKER-LE CERF
Contract type name	GDS Contract
Purpose of contract	General
Contract start date	01/04/2006
Contract end date	

18/19 Contracted general activity (UDA)	39,600
Carry forward general activity (UDA)	2,596
18/19 Contracted orthodontic activity (UOA)	0
Carry forward orthodontic activity (UOA)	0
Baseline contract value	£1,192,257.76

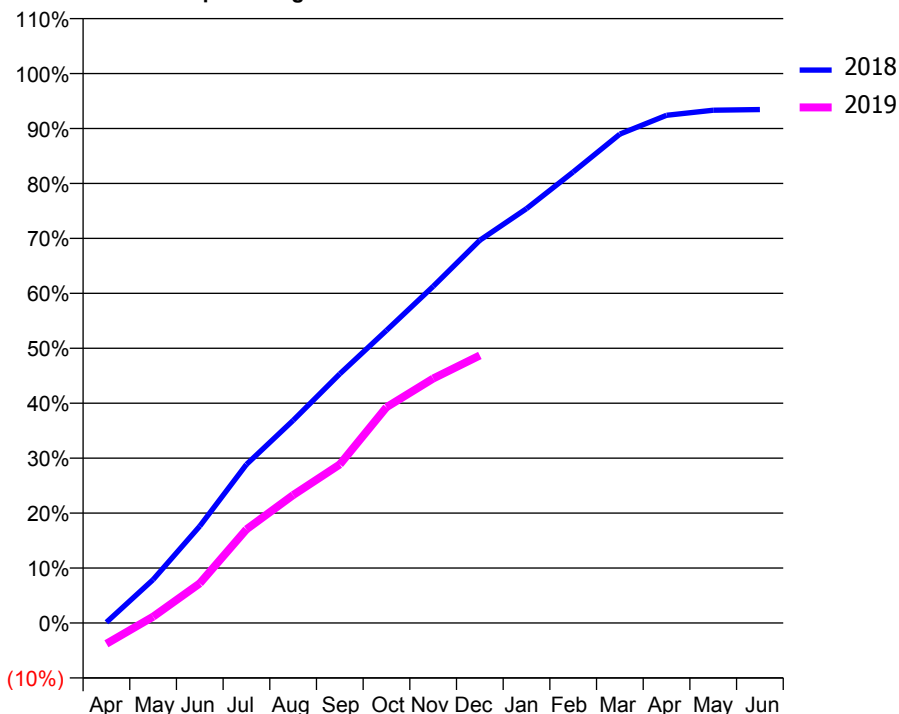
ACCESS*

Patients seen in 24 months	Total	Change since previous quarter
Quarter ending December 2017	13,687	
Quarter ending March 2018	13,386	↓
Quarter ending June 2018	13,033	↓
Quarter ending September 2018	13,160	→
Quarter ending December 2018	12,898	↓
Variance since December 2017	(5.8%)	↓



ACTIVITY

Cumulative percentage of contracted UDA delivered 2018 & 2019



Month	Adjusted Scheduled Activity (UDA)	
	2018	2019
April	58	-1,508
May	3,128	453
June	6,984	2,863
July	11,428	6,750
August	14,603	9,222
September	17,958	11,429
October	21,089	15,554
November	24,264	17,624
December	27,584	19,284
January	29,860	
February	32,509	
March	35,234	
April	36,590	
May	36,958	
June	37,004	

QUALITY

	Quantity	Base Number	Contract	AT	Region	England
% of FP17s for the same patient ID Re-attending within 3 months - Children	574	3,651	15.7%	12.2%	12.3%	11.8%
% of FP17s for the same patient ID Re-attending within 3 months - Adults	1,234	8,256	14.9%	16.0%	15.8%	15.6%
% of FP17s for the same patient ID Re-attending between 3 & 9 months - Children	1,993	3,651	54.6%	58.0%	60.1%	58.8%
% of FP17s for the same patient ID Re-attending between 3 & 9 months - Adults	3,548	8,256	43.0%	51.3%	53.3%	51.0%
% of FP17s for Band 1 Urgent Courses	1,112	11,180	9.9%	10.1%	9.0%	9.0%
% of FP17s Relating to Free Repair or Replacements	96	11,180	0.9%	0.8%	1.0%	0.8%
% of FP17s Relating to Continuations	181	11,180	1.6%	0.9%	1.0%	0.9%
% of Patients satisfied with the dentistry they have received	3	3	N/A	95.3%	93.8%	93.2%
% of Patients satisfied with the time they had to wait for an appointment	3	3	N/A	89.3%	89.4%	88.3%

* This is based on patients treated on this contract for their most recent course of treatment. Figures in italics indicate the base number of FP17s or Patient Questionnaire responses are less than 100. N/A is shown where the base number of responses is less than 10 during the period. % is calculated as Quantity/Base number*100

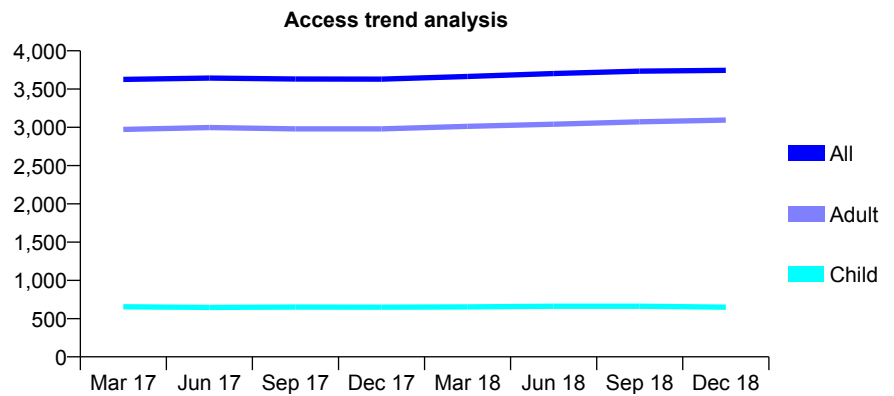
Q46 - Vital Signs At a Glance Contract Report for 918113/0001 - December 2018

Name or company name	MR JA LEE
Contract type name	GDS Contract
Purpose of contract	General
Contract start date	01/04/2006
Contract end date	

18/19 Contracted general activity (UDA)	10,653
Carry forward general activity (UDA)	-210
18/19 Contracted orthodontic activity (UOA)	0
Carry forward orthodontic activity (UOA)	0
Baseline contract value	£336,892.72

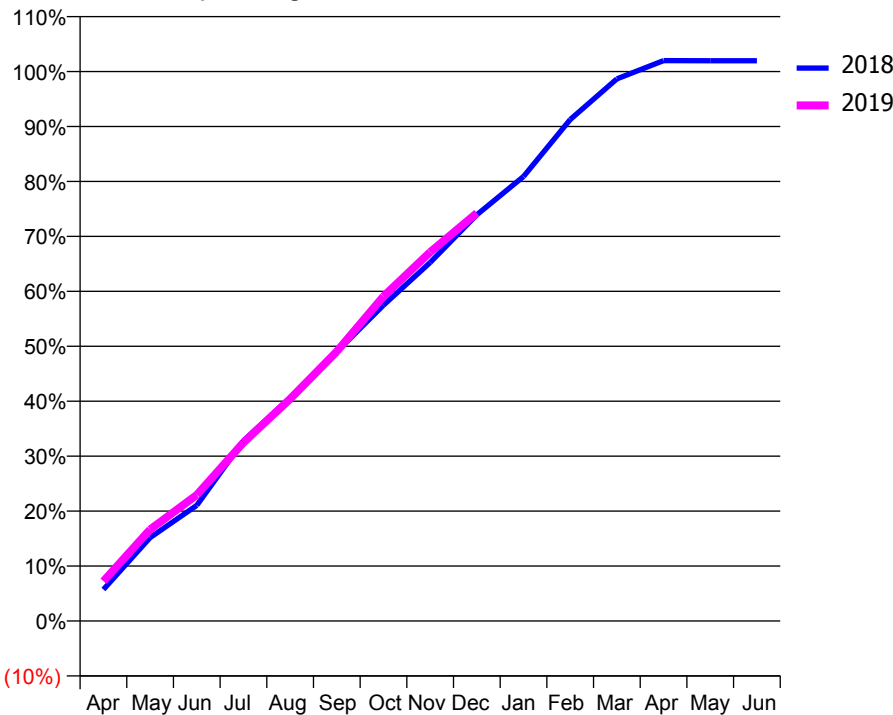
ACCESS*

Patients seen in 24 months	Total	Change since previous quarter
Quarter ending December 2017	3,629	
Quarter ending March 2018	3,665	→
Quarter ending June 2018	3,703	→
Quarter ending September 2018	3,734	→
Quarter ending December 2018	3,744	→
Variance since December 2017	3.2%	↑



ACTIVITY

Cumulative percentage of contracted UDA delivered 2018 & 2019



Month	Adjusted Scheduled Activity (UDA)	
	2018	2019
April	610	771
May	1,618	1,774
June	2,242	2,444
July	3,494	3,461
August	4,328	4,306
September	5,220	5,226
October	6,123	6,294
November	6,951	7,151
December	7,875	7,910
January	8,619	
February	9,722	
March	10,511	
April	10,864	
May	10,863	
June	10,863	

QUALITY

	Quantity	Base Number	Contract	AT	Region	England
% of FP17s for the same patient ID Re-attending within 3 months - Children	105	939	11.2%	12.2%	12.3%	11.8%
% of FP17s for the same patient ID Re-attending within 3 months - Adults	549	3,191	17.2%	16.0%	15.8%	15.6%
% of FP17s for the same patient ID Re-attending between 3 & 9 months - Children	565	939	60.2%	58.0%	60.1%	58.8%
% of FP17s for the same patient ID Re-attending between 3 & 9 months - Adults	1,324	3,191	41.5%	51.3%	53.3%	51.0%
% of FP17s for Band 1 Urgent Courses	598	3,974	15.0%	10.1%	9.0%	9.0%
% of FP17s Relating to Free Repair or Replacements	100	3,974	2.5%	0.8%	1.0%	0.8%
% of FP17s Relating to Continuations	39	3,974	1.0%	0.9%	1.0%	0.9%
% of Patients satisfied with the dentistry they have received	1	1	N/A	95.3%	93.8%	93.2%
% of Patients satisfied with the time they had to wait for an appointment	1	1	N/A	89.3%	89.4%	88.3%

* This is based on patients treated on this contract for their most recent course of treatment. Figures in italics indicate the base number of FP17s or Patient Questionnaire responses are less than 100. N/A is shown where the base number of responses is less than 10 during the period. % is calculated as Quantity/Base number*100

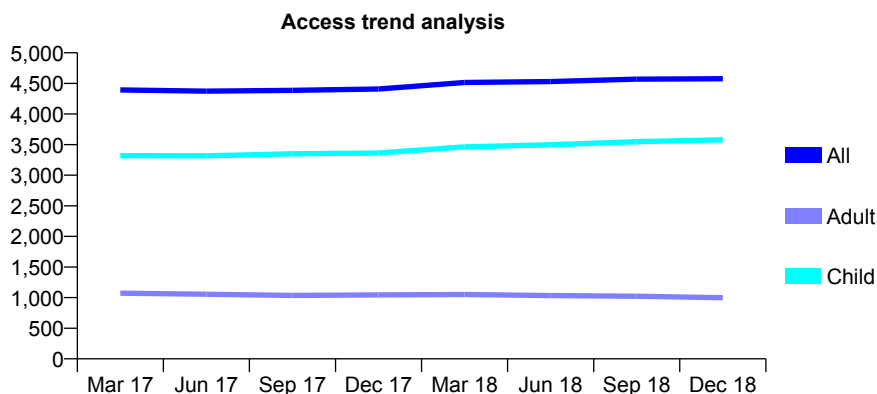
Q46 - Vital Signs At a Glance Contract Report for 919160/0002 - December 2018

Name or company name	MR CH HEWITT
Contract type name	GDS Contract
Purpose of contract	General and Orthodontic
Contract start date	01/02/2011
Contract end date	

18/19 Contracted general activity (UDA)	14,632
Carry forward general activity (UDA)	0
18/19 Contracted orthodontic activity (UOA)	1,564
Carry forward orthodontic activity (UOA)	-31
Baseline contract value	£475,472.94

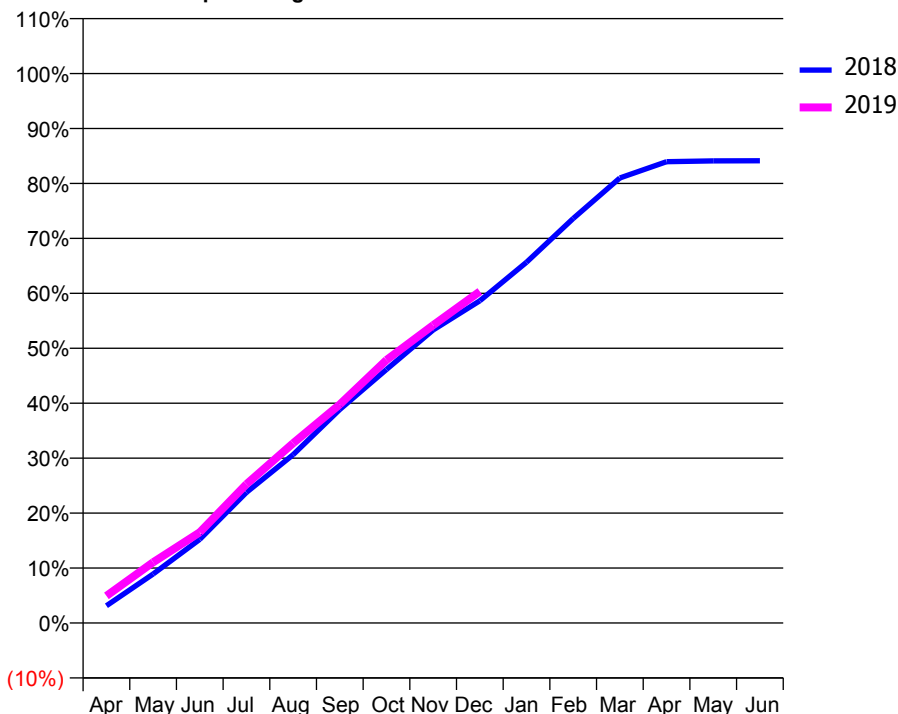
ACCESS*

Patients seen in 24 months	Total	Change since previous quarter
Quarter ending December 2017	4,408	
Quarter ending March 2018	4,516	↑
Quarter ending June 2018	4,530	→
Quarter ending September 2018	4,569	→
Quarter ending December 2018	4,577	→
Variance since December 2017	3.8%	↑



ACTIVITY

Cumulative percentage of contracted UDA delivered 2018 & 2019



Month	Adjusted Scheduled Activity (UDA)	
	2018	2019
April	459	723
May	1,306	1,616
June	2,229	2,415
July	3,479	3,698
August	4,483	4,787
September	5,686	5,821
October	6,752	7,003
November	7,801	7,929
December	8,582	8,829
January	9,605	
February	10,773	
March	11,850	
April	12,285	
May	12,306	
June	12,307	

QUALITY

	Quantity	Base Number	Contract	AT	Region	England
% of FP17s for the same patient ID Re-attending within 3 months - Children	760	4,962	15.3%	12.2%	12.3%	11.8%
% of FP17s for the same patient ID Re-attending within 3 months - Adults	234	895	26.1%	16.0%	15.8%	15.6%
% of FP17s for the same patient ID Re-attending between 3 & 9 months - Children	3,017	4,962	60.8%	58.0%	60.1%	58.8%
% of FP17s for the same patient ID Re-attending between 3 & 9 months - Adults	476	895	53.2%	51.3%	53.3%	51.0%
% of FP17s for Band 1 Urgent Courses	409	5,479	7.5%	10.1%	9.0%	9.0%
% of FP17s Relating to Free Repair or Replacements	0	5,479	0.0%	0.8%	1.0%	0.8%
% of FP17s Relating to Continuations	5	5,479	0.1%	0.9%	1.0%	0.9%
% of Patients satisfied with the dentistry they have received	0	0	N/A	95.3%	93.8%	93.2%
% of Patients satisfied with the time they had to wait for an appointment	0	0	N/A	89.3%	89.4%	88.3%

* This is based on patients treated on this contract for their most recent course of treatment. Figures in italics indicate the base number of FP17s or Patient Questionnaire responses are less than 100. N/A is shown where the base number of responses is less than 10 during the period. % is calculated as Quantity/Base number*100

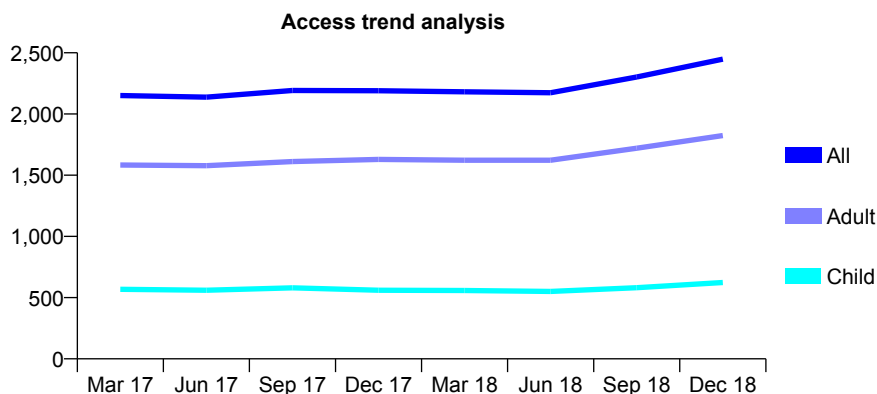
Q46 - Vital Signs At a Glance Contract Report for 919926/0001 - December 2018

Name or company name	MR DP FLATTERY
Contract type name	GDS Contract
Purpose of contract	General
Contract start date	29/04/2010
Contract end date	

18/19 Contracted general activity (UDA)	5,922
Carry forward general activity (UDA)	-48
18/19 Contracted orthodontic activity (UOA)	0
Carry forward orthodontic activity (UOA)	0
Baseline contract value	£148,887.07

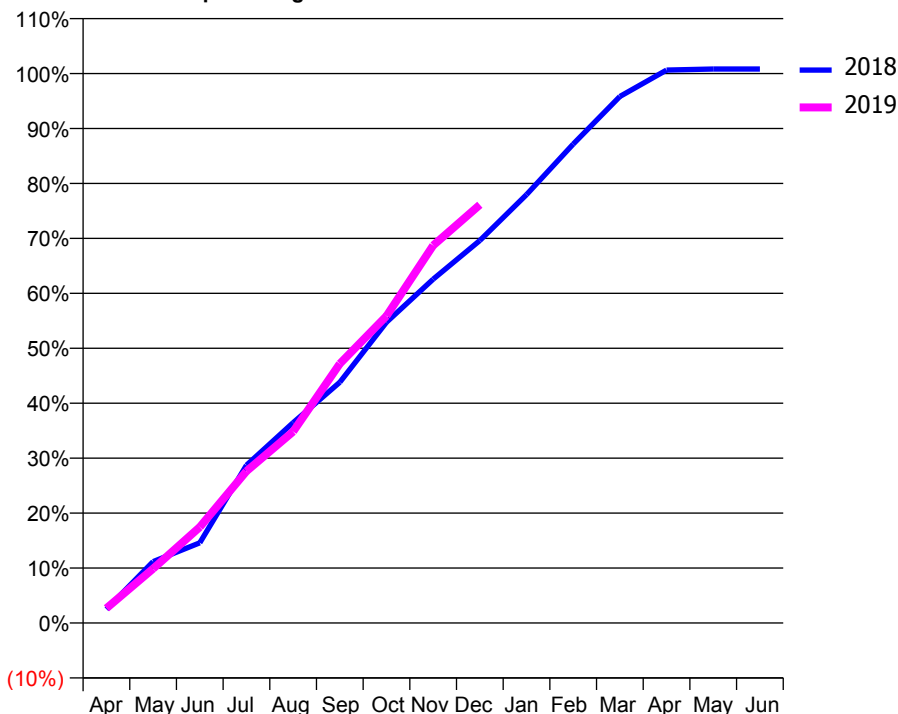
ACCESS*

Patients seen in 24 months	Total	Change since previous quarter
Quarter ending December 2017	2,190	
Quarter ending March 2018	2,181	→
Quarter ending June 2018	2,174	→
Quarter ending September 2018	2,302	↑
Quarter ending December 2018	2,448	↑
Variance since December 2017	11.8%	↑



ACTIVITY

Cumulative percentage of contracted UDA delivered 2018 & 2019



Adjusted Scheduled Activity (UDA)

Month	2018	2019
April	149	159
May	662	586
June	864	1,035
July	1,701	1,636
August	2,159	2,063
September	2,594	2,794
October	3,242	3,308
November	3,706	4,069
December	4,123	4,507
January	4,617	
February	5,162	
March	5,674	
April	5,958	
May	5,970	
June	5,970	

QUALITY

	Quantity	Base Number	Contract	AT	Region	England
% of FP17s for the same patient ID Re-attending within 3 months - Children	50	710	7.0%	12.2%	12.3%	11.8%
% of FP17s for the same patient ID Re-attending within 3 months - Adults	348	2,239	15.5%	16.0%	15.8%	15.6%
% of FP17s for the same patient ID Re-attending between 3 & 9 months - Children	399	710	56.2%	58.0%	60.1%	58.8%
% of FP17s for the same patient ID Re-attending between 3 & 9 months - Adults	1,183	2,239	52.8%	51.3%	53.3%	51.0%
% of FP17s for Band 1 Urgent Courses	137	2,787	4.9%	10.1%	9.0%	9.0%
% of FP17s Relating to Free Repair or Replacements	12	2,787	0.4%	0.8%	1.0%	0.8%
% of FP17s Relating to Continuations	101	2,787	3.6%	0.9%	1.0%	0.9%
% of Patients satisfied with the dentistry they have received	1	1	N/A	95.3%	93.8%	93.2%
% of Patients satisfied with the time they had to wait for an appointment	1	1	N/A	89.3%	89.4%	88.3%

* This is based on patients treated on this contract for their most recent course of treatment. Figures in italics indicate the base number of FP17s or Patient Questionnaire responses are less than 100. N/A is shown where the base number of responses is less than 10 during the period. % is calculated as Quantity/Base number*100

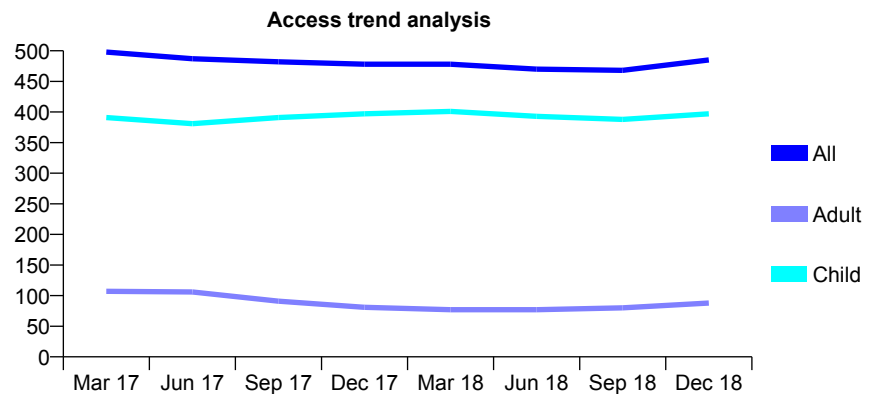
Q46 - Vital Signs At a Glance Contract Report for 919942/0001 - December 2018

Name or company name	MR N NAEEM
Contract type name	GDS Contract
Purpose of contract	General
Contract start date	01/04/2006
Contract end date	

18/19 Contracted general activity (UDA)	1,500
Carry forward general activity (UDA)	-1
18/19 Contracted orthodontic activity (UOA)	0
Carry forward orthodontic activity (UOA)	0
Baseline contract value	£36,371.85

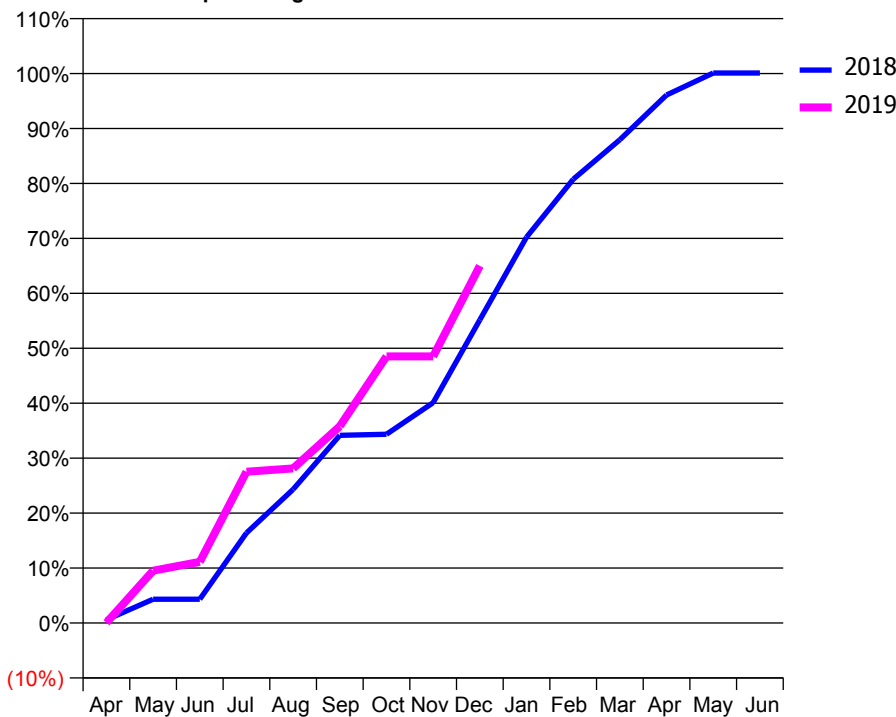
ACCESS*

Patients seen in 24 months	Total	Change since previous quarter
Quarter ending December 2017	478	
Quarter ending March 2018	478	→
Quarter ending June 2018	470	↓
Quarter ending September 2018	468	→
Quarter ending December 2018	485	↑
Variance since December 2017	1.5%	→



ACTIVITY

Cumulative percentage of contracted UDA delivered 2018 & 2019



Month	Adjusted Scheduled Activity (UDA)	
	2018	2019
April	9	1
May	65	143
June	65	167
July	246	413
August	365	422
September	512	537
October	515	728
November	601	728
December	827	975
January	1,053	
February	1,211	
March	1,319	
April	1,441	
May	1,501	
June	1,501	

QUALITY

	Quantity	Base Number	Contract	AT	Region	England
% of FP17s for the same patient ID Re-attending within 3 months - Children	160	772	20.7%	12.2%	12.3%	11.8%
% of FP17s for the same patient ID Re-attending within 3 months - Adults	18	58	31.0%	16.0%	15.8%	15.6%
% of FP17s for the same patient ID Re-attending between 3 & 9 months - Children	509	772	65.9%	58.0%	60.1%	58.8%
% of FP17s for the same patient ID Re-attending between 3 & 9 months - Adults	19	58	32.8%	51.3%	53.3%	51.0%
% of FP17s for Band 1 Urgent Courses	0	719	0.0%	10.1%	9.0%	9.0%
% of FP17s Relating to Free Repair or Replacements	0	719	0.0%	0.8%	1.0%	0.8%
% of FP17s Relating to Continuations	0	719	0.0%	0.9%	1.0%	0.9%
% of Patients satisfied with the dentistry they have received	0	0	N/A	95.3%	93.8%	93.2%
% of Patients satisfied with the time they had to wait for an appointment	0	0	N/A	89.3%	89.4%	88.3%

* This is based on patients treated on this contract for their most recent course of treatment. Figures in italics indicate the base number of FP17s or Patient Questionnaire responses are less than 100. N/A is shown where the base number of responses is less than 10 during the period. % is calculated as Quantity/Base number*100

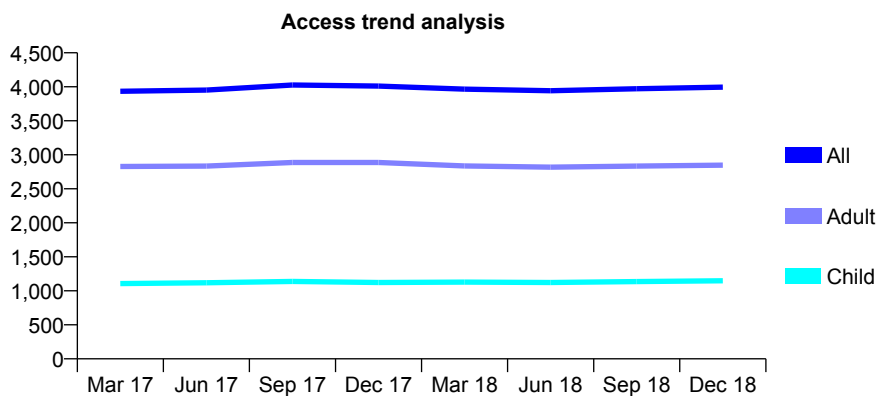
Q46 - Vital Signs At a Glance Contract Report for 920037/0001 - December 2018

Name or company name	MR C EDWARDS
Contract type name	GDS Contract
Purpose of contract	General
Contract start date	01/04/2012
Contract end date	

18/19 Contracted general activity (UDA)	12,979
Carry forward general activity (UDA)	-121
18/19 Contracted orthodontic activity (UOA)	0
Carry forward orthodontic activity (UOA)	0
Baseline contract value	£399,055.61

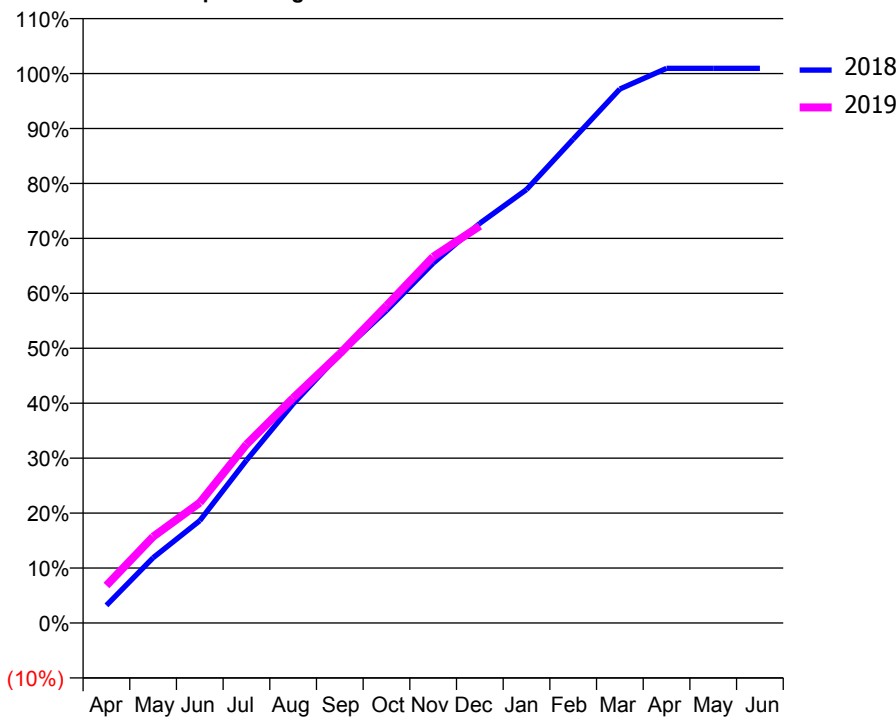
ACCESS*

Patients seen in 24 months	Total	Change since previous quarter
Quarter ending December 2017	4,010	
Quarter ending March 2018	3,965	↓
Quarter ending June 2018	3,942	→
Quarter ending September 2018	3,971	→
Quarter ending December 2018	3,996	→
Variance since December 2017	(0.3%)	→



ACTIVITY

Cumulative percentage of contracted UDA delivered 2018 & 2019



Month	Adjusted Scheduled Activity (UDA)	
	2018	2019
April	417	885
May	1,542	2,039
June	2,418	2,842
July	3,844	4,220
August	5,177	5,316
September	6,354	6,362
October	7,380	7,494
November	8,499	8,650
December	9,440	9,378
January	10,237	
February	11,429	
March	12,613	
April	13,100	
May	13,101	
June	13,100	

QUALITY

	Quantity	Base Number	Contract	AT	Region	England
% of FP17s for the same patient ID Re-attending within 3 months - Children	122	1,443	8.5%	12.2%	12.3%	11.8%
% of FP17s for the same patient ID Re-attending within 3 months - Adults	509	3,154	16.1%	16.0%	15.8%	15.6%
% of FP17s for the same patient ID Re-attending between 3 & 9 months - Children	1,010	1,443	70.0%	58.0%	60.1%	58.8%
% of FP17s for the same patient ID Re-attending between 3 & 9 months - Adults	1,886	3,154	59.8%	51.3%	53.3%	51.0%
% of FP17s for Band 1 Urgent Courses	423	4,359	9.7%	10.1%	9.0%	9.0%
% of FP17s Relating to Free Repair or Replacements	26	4,359	0.6%	0.8%	1.0%	0.8%
% of FP17s Relating to Continuations	13	4,359	0.3%	0.9%	1.0%	0.9%
% of Patients satisfied with the dentistry they have received	2	2	N/A	95.3%	93.8%	93.2%
% of Patients satisfied with the time they had to wait for an appointment	2	2	N/A	89.3%	89.4%	88.3%

* This is based on patients treated on this contract for their most recent course of treatment. Figures in italics indicate the base number of FP17s or Patient Questionnaire responses are less than 100. N/A is shown where the base number of responses is less than 10 during the period. % is calculated as Quantity/Base number*100

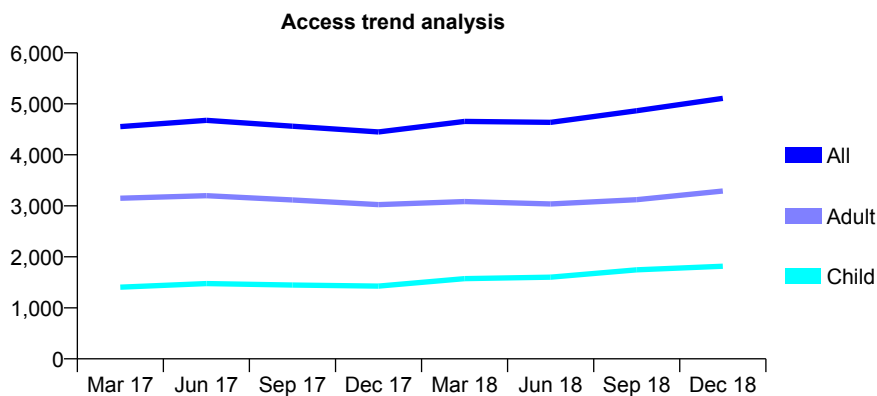
Q46 - Vital Signs At a Glance Contract Report for 920932/0001 - December 2018

Name or company name	272 Dental Care
Contract type name	GDS Contract
Purpose of contract	General
Contract start date	01/04/2006
Contract end date	

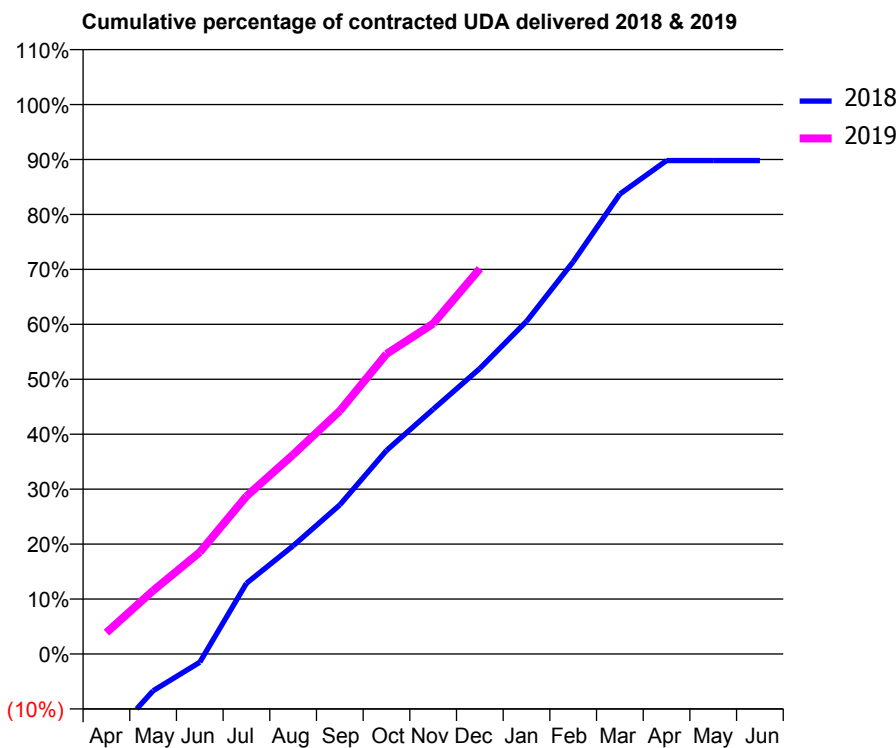
18/19 Contracted general activity (UDA)	16,128
Carry forward general activity (UDA)	0
18/19 Contracted orthodontic activity (UOA)	0
Carry forward orthodontic activity (UOA)	0
Baseline contract value	£399,455.31

ACCESS*

Patients seen in 24 months	Total	Change since previous quarter
Quarter ending December 2017	4,449	
Quarter ending March 2018	4,656	↑
Quarter ending June 2018	4,637	→
Quarter ending September 2018	4,865	↑
Quarter ending December 2018	5,107	↑
Variance since December 2017	14.8%	↑



ACTIVITY



Adjusted Scheduled Activity (UDA)		
Month	2018	2019
April	-2,598	628
May	-1,082	1,859
June	-245	2,989
July	2,075	4,630
August	3,177	5,854
September	4,376	7,136
October	5,973	8,807
November	7,182	9,698
December	8,380	11,310
January	9,763	
February	11,511	
March	13,499	
April	14,483	
May	14,483	
June	14,483	

QUALITY

	Quantity	Base Number	Contract	AT	Region	England
% of FP17s for the same patient ID Re-attending within 3 months - Children	126	1,993	6.3%	12.2%	12.3%	11.8%
% of FP17s for the same patient ID Re-attending within 3 months - Adults	404	3,156	12.8%	16.0%	15.8%	15.6%
% of FP17s for the same patient ID Re-attending between 3 & 9 months - Children	1,107	1,993	55.5%	58.0%	60.1%	58.8%
% of FP17s for the same patient ID Re-attending between 3 & 9 months - Adults	1,632	3,156	51.7%	51.3%	53.3%	51.0%
% of FP17s for Band 1 Urgent Courses	271	4,766	5.7%	10.1%	9.0%	9.0%
% of FP17s Relating to Free Repair or Replacements	45	4,766	0.9%	0.8%	1.0%	0.8%
% of FP17s Relating to Continuations	51	4,766	1.1%	0.9%	1.0%	0.9%
% of Patients satisfied with the dentistry they have received	1	1	N/A	95.3%	93.8%	93.2%
% of Patients satisfied with the time they had to wait for an appointment	1	1	N/A	89.3%	89.4%	88.3%

* This is based on patients treated on this contract for their most recent course of treatment. Figures in italics indicate the base number of FP17s or Patient Questionnaire responses are less than 100. N/A is shown where the base number of responses is less than 10 during the period. % is calculated as Quantity/Base number*100

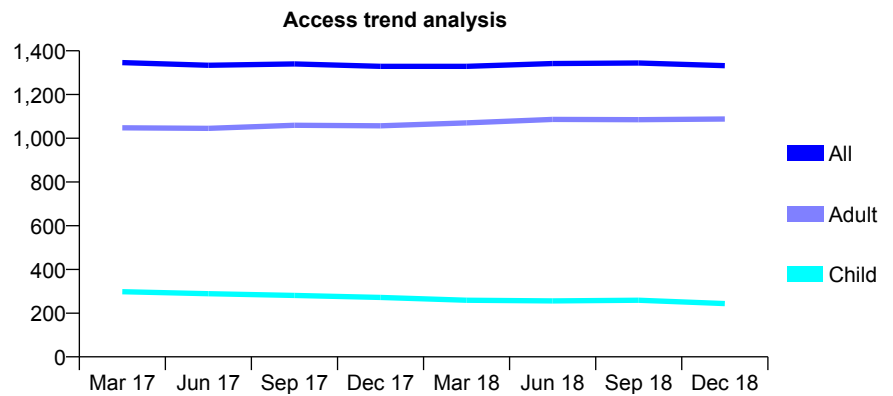
Q46 - Vital Signs At a Glance Contract Report for 921203/0001 - December 2018

Name or company name	MRS KV DISS
Contract type name	GDS Contract
Purpose of contract	General
Contract start date	01/04/2006
Contract end date	

18/19 Contracted general activity (UDA)	3,718
Carry forward general activity (UDA)	83
18/19 Contracted orthodontic activity (UOA)	0
Carry forward orthodontic activity (UOA)	0
Baseline contract value	£93,475.53

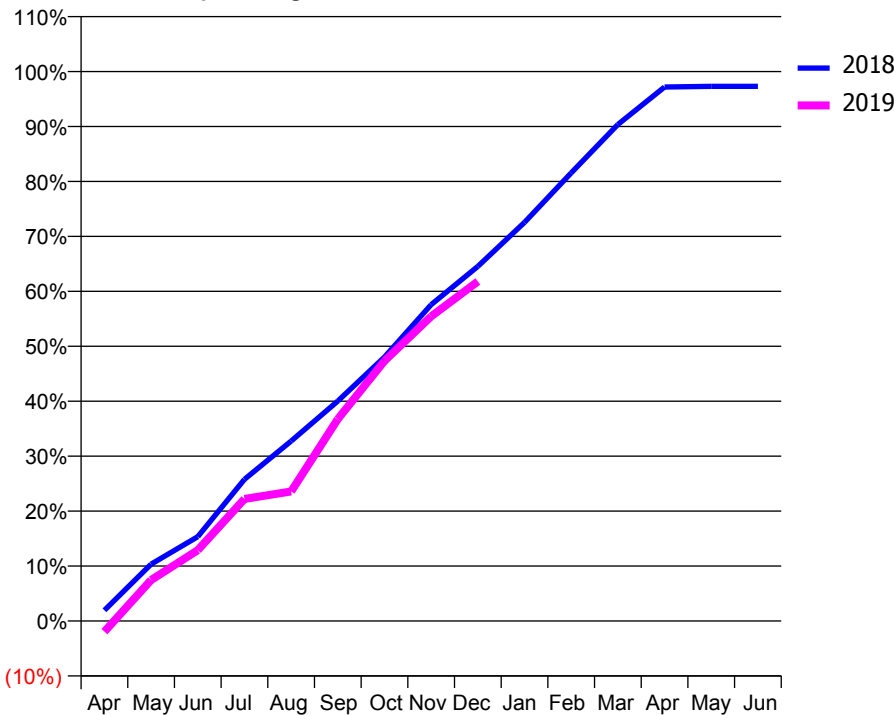
ACCESS*

Patients seen in 24 months	Total	Change since previous quarter
Quarter ending December 2017	1,329	
Quarter ending March 2018	1,329	→
Quarter ending June 2018	1,342	→
Quarter ending September 2018	1,344	→
Quarter ending December 2018	1,332	→
Variance since December 2017	0.2%	→



ACTIVITY

Cumulative percentage of contracted UDA delivered 2018 & 2019



Month	Adjusted Scheduled Activity (UDA)	
	2018	2019
April	73	-73
May	385	277
June	571	479
July	958	826
August	1,218	876
September	1,488	1,366
October	1,786	1,760
November	2,141	2,061
December	2,399	2,298
January	2,697	
February	3,032	
March	3,360	
April	3,613	
May	3,618	
June	3,618	

QUALITY

	Quantity	Base Number	Contract	AT	Region	England
% of FP17s for the same patient ID Re-attending within 3 months - Children	13	297	4.4%	12.2%	12.3%	11.8%
% of FP17s for the same patient ID Re-attending within 3 months - Adults	239	1,371	17.4%	16.0%	15.8%	15.6%
% of FP17s for the same patient ID Re-attending between 3 & 9 months - Children	209	297	70.4%	58.0%	60.1%	58.8%
% of FP17s for the same patient ID Re-attending between 3 & 9 months - Adults	866	1,371	63.2%	51.3%	53.3%	51.0%
% of FP17s for Band 1 Urgent Courses	153	1,511	10.1%	10.1%	9.0%	9.0%
% of FP17s Relating to Free Repair or Replacements	17	1,511	1.1%	0.8%	1.0%	0.8%
% of FP17s Relating to Continuations	13	1,511	0.9%	0.9%	1.0%	0.9%
% of Patients satisfied with the dentistry they have received	1	1	N/A	95.3%	93.8%	93.2%
% of Patients satisfied with the time they had to wait for an appointment	1	1	N/A	89.3%	89.4%	88.3%

* This is based on patients treated on this contract for their most recent course of treatment. Figures in italics indicate the base number of FP17s or Patient Questionnaire responses are less than 100. N/A is shown where the base number of responses is less than 10 during the period. % is calculated as Quantity/Base number*100

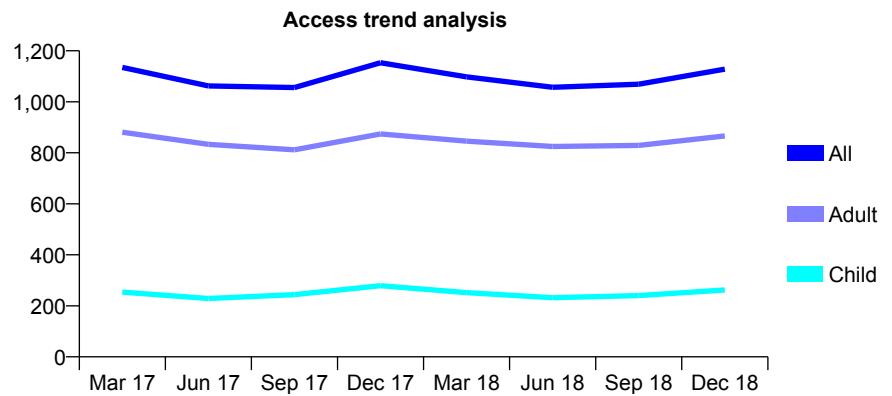
Q46 - Vital Signs At a Glance Contract Report for 927066/0001 - December 2018

Name or company name	MR K SEDEHIZADEH
Contract type name	GDS Contract
Purpose of contract	General
Contract start date	01/04/2006
Contract end date	

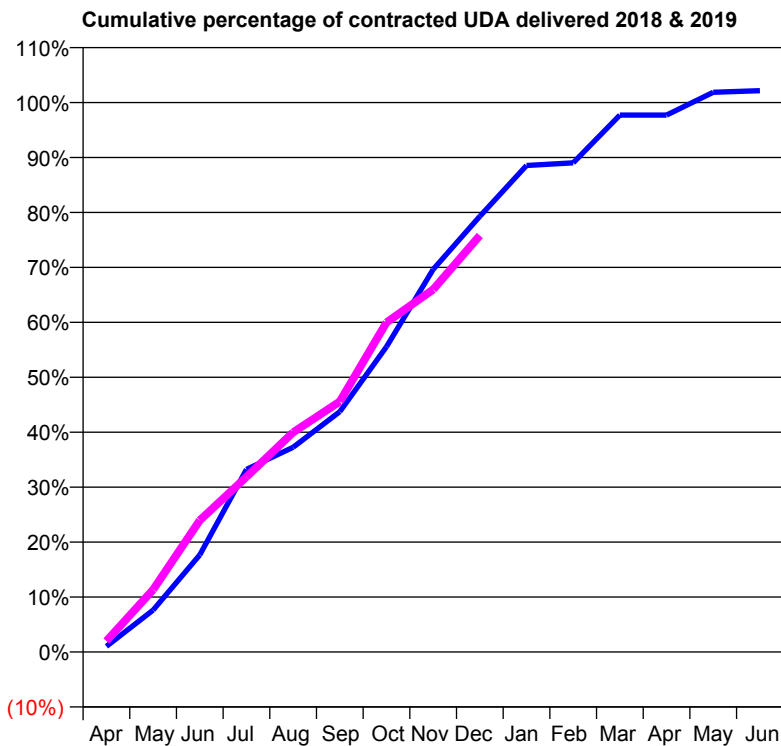
18/19 Contracted general activity (UDA)	4,078
Carry forward general activity (UDA)	-82
18/19 Contracted orthodontic activity (UOA)	0
Carry forward orthodontic activity (UOA)	0
Baseline contract value	£131,522.82

ACCESS*

Patients seen in 24 months	Total	Change since previous quarter
Quarter ending December 2017	1,153	
Quarter ending March 2018	1,098	↓
Quarter ending June 2018	1,057	↓
Quarter ending September 2018	1,069	→
Quarter ending December 2018	1,128	↑
Variance since December 2017	(2.2%)	↓



ACTIVITY



Month	Adjusted Scheduled Activity (UDA)	
	2018	2019
April	42	82
May	311	463
June	721	977
July	1,355	1,300
August	1,520	1,630
September	1,783	1,859
October	2,266	2,446
November	2,839	2,690
December	3,234	3,091
January	3,610	
February	3,630	
March	3,984	
April	3,984	
May	4,154	
June	4,166	

QUALITY

	Quantity	Base Number	Contract	AT	Region	England
% of FP17s for the same patient ID Re-attending within 3 months - Children	17	280	6.1%	12.2%	12.3%	11.8%
% of FP17s for the same patient ID Re-attending within 3 months - Adults	130	845	15.4%	16.0%	15.8%	15.6%
% of FP17s for the same patient ID Re-attending between 3 & 9 months - Children	110	280	39.3%	58.0%	60.1%	58.8%
% of FP17s for the same patient ID Re-attending between 3 & 9 months - Adults	251	845	29.7%	51.3%	53.3%	51.0%
% of FP17s for Band 1 Urgent Courses	165	1,095	15.1%	10.1%	9.0%	9.0%
% of FP17s Relating to Free Repair or Replacements	6	1,095	0.5%	0.8%	1.0%	0.8%
% of FP17s Relating to Continuations	8	1,095	0.7%	0.9%	1.0%	0.9%
% of Patients satisfied with the dentistry they have received	1	1	N/A	95.3%	93.8%	93.2%
% of Patients satisfied with the time they had to wait for an appointment	1	1	N/A	89.3%	89.4%	88.3%

* This is based on patients treated on this contract for their most recent course of treatment. Figures in italics indicate the base number of FP17s or Patient Questionnaire responses are less than 100. N/A is shown where the base number of responses is less than 10 during the period. % is calculated as Quantity/Base number*100

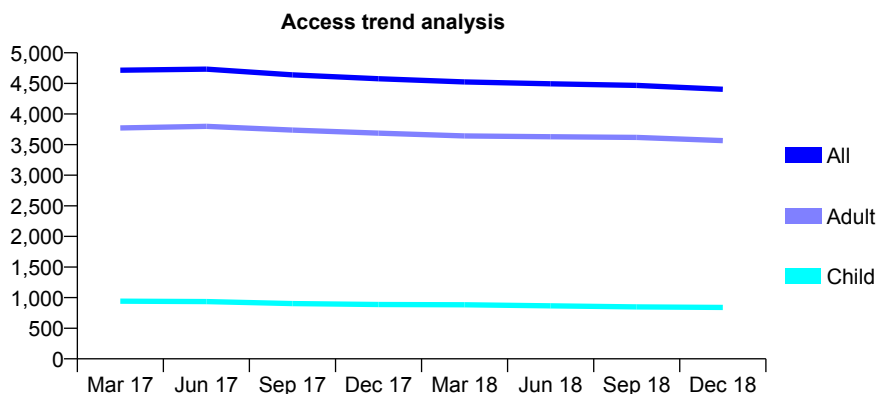
Q46 - Vital Signs At a Glance Contract Report for 931594/0001 - December 2018

Name or company name	MISS SL WATSON
Contract type name	GDS Contract
Purpose of contract	General
Contract start date	01/04/2006
Contract end date	

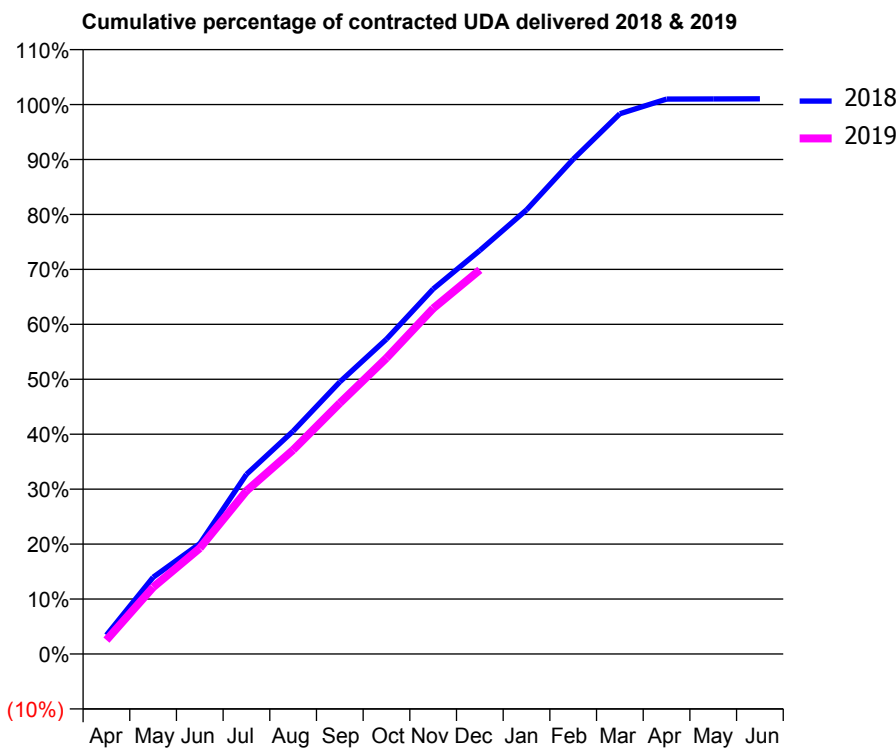
18/19 Contracted general activity (UDA)	14,492
Carry forward general activity (UDA)	324
18/19 Contracted orthodontic activity (UOA)	0
Carry forward orthodontic activity (UOA)	0
Baseline contract value	£348,698.18

ACCESS*

Patients seen in 24 months	Total	Change since previous quarter
Quarter ending December 2017	4,576	
Quarter ending March 2018	4,524	↓
Quarter ending June 2018	4,494	→
Quarter ending September 2018	4,467	→
Quarter ending December 2018	4,405	↓
Variance since December 2017	(3.7%)	↓



ACTIVITY



Month	Adjusted Scheduled Activity (UDA)	
	2018	2019
April	496	366
May	2,023	1,761
June	2,910	2,792
July	4,738	4,302
August	5,879	5,382
September	7,175	6,617
October	8,304	7,807
November	9,628	9,113
December	10,644	10,128
January	11,712	
February	13,050	
March	14,248	
April	14,636	
May	14,639	
June	14,642	

QUALITY

	Quantity	Base Number	Contract	AT	Region	England
% of FP17s for the same patient ID Re-attending within 3 months - Children	106	936	11.3%	12.2%	12.3%	11.8%
% of FP17s for the same patient ID Re-attending within 3 months - Adults	879	4,129	21.3%	16.0%	15.8%	15.6%
% of FP17s for the same patient ID Re-attending between 3 & 9 months - Children	517	936	55.2%	58.0%	60.1%	58.8%
% of FP17s for the same patient ID Re-attending between 3 & 9 months - Adults	2,161	4,129	52.3%	51.3%	53.3%	51.0%
% of FP17s for Band 1 Urgent Courses	612	4,885	12.5%	10.1%	9.0%	9.0%
% of FP17s Relating to Free Repair or Replacements	83	4,885	1.7%	0.8%	1.0%	0.8%
% of FP17s Relating to Continuations	111	4,885	2.3%	0.9%	1.0%	0.9%
% of Patients satisfied with the dentistry they have received	2	2	N/A	95.3%	93.8%	93.2%
% of Patients satisfied with the time they had to wait for an appointment	1	2	N/A	89.3%	89.4%	88.3%

* This is based on patients treated on this contract for their most recent course of treatment. Figures in italics indicate the base number of FP17s or Patient Questionnaire responses are less than 100. N/A is shown where the base number of responses is less than 10 during the period. % is calculated as Quantity/Base number*100

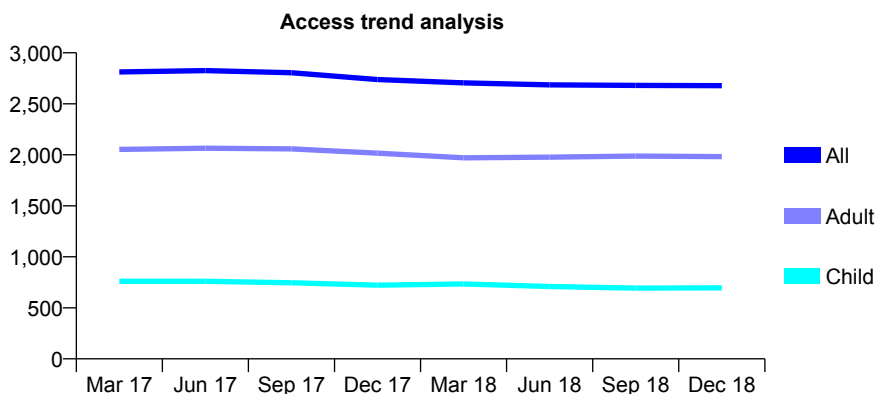
Q46 - Vital Signs At a Glance Contract Report for 932841/0001 - December 2018

Name or company name	MR HR HABIBI
Contract type name	GDS Contract
Purpose of contract	General
Contract start date	01/04/2006
Contract end date	

18/19 Contracted general activity (UDA)	9,416
Carry forward general activity (UDA)	-178
18/19 Contracted orthodontic activity (UOA)	0
Carry forward orthodontic activity (UOA)	0
Baseline contract value	£312,034.05

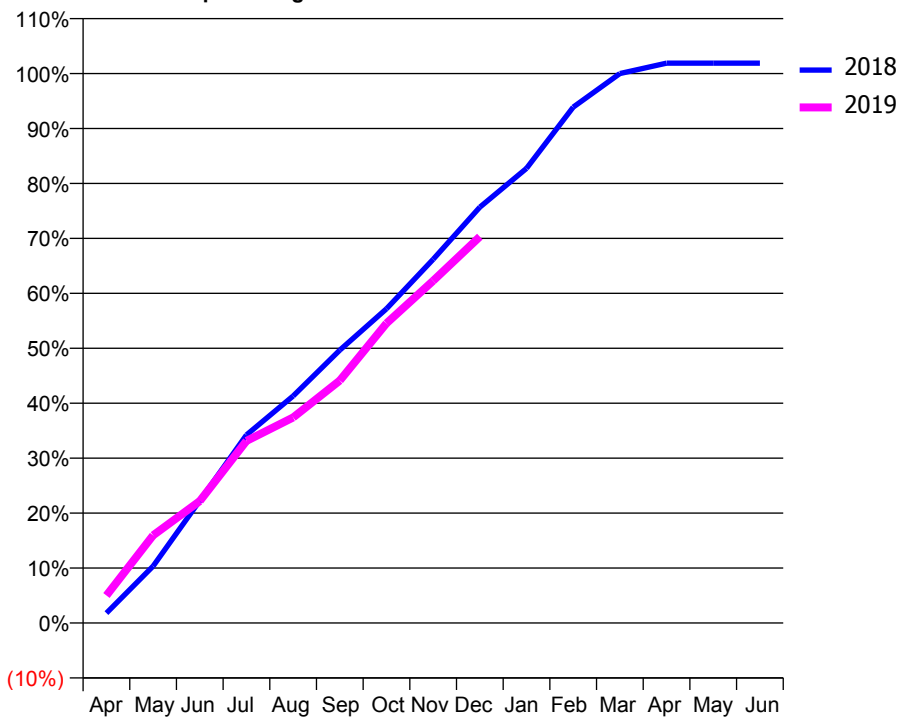
ACCESS*

Patients seen in 24 months	Total	Change since previous quarter
Quarter ending December 2017	2,738	
Quarter ending March 2018	2,705	↓
Quarter ending June 2018	2,686	→
Quarter ending September 2018	2,681	→
Quarter ending December 2018	2,678	→
Variance since December 2017	(2.2%)	↓



ACTIVITY

Cumulative percentage of contracted UDA delivered 2018 & 2019



Month	Adjusted Scheduled Activity (UDA)	
	2018	2019
April	170	472
May	974	1,501
June	2,097	2,089
July	3,222	3,121
August	3,890	3,522
September	4,676	4,155
October	5,385	5,136
November	6,233	5,865
December	7,125	6,621
January	7,790	
February	8,840	
March	9,415	
April	9,594	
May	9,594	
June	9,594	

QUALITY

	Quantity	Base Number	Contract	AT	Region	England
% of FP17s for the same patient ID Re-attending within 3 months - Children	64	631	10.1%	12.2%	12.3%	11.8%
% of FP17s for the same patient ID Re-attending within 3 months - Adults	416	2,089	19.9%	16.0%	15.8%	15.6%
% of FP17s for the same patient ID Re-attending between 3 & 9 months - Children	325	631	51.5%	58.0%	60.1%	58.8%
% of FP17s for the same patient ID Re-attending between 3 & 9 months - Adults	1,079	2,089	51.7%	51.3%	53.3%	51.0%
% of FP17s for Band 1 Urgent Courses	322	2,649	12.2%	10.1%	9.0%	9.0%
% of FP17s Relating to Free Repair or Replacements	22	2,649	0.8%	0.8%	1.0%	0.8%
% of FP17s Relating to Continuations	71	2,649	2.7%	0.9%	1.0%	0.9%
% of Patients satisfied with the dentistry they have received	1	1	N/A	95.3%	93.8%	93.2%
% of Patients satisfied with the time they had to wait for an appointment	1	1	N/A	89.3%	89.4%	88.3%

* This is based on patients treated on this contract for their most recent course of treatment. Figures in italics indicate the base number of FP17s or Patient Questionnaire responses are less than 100. N/A is shown where the base number of responses is less than 10 during the period. % is calculated as Quantity/Base number*100

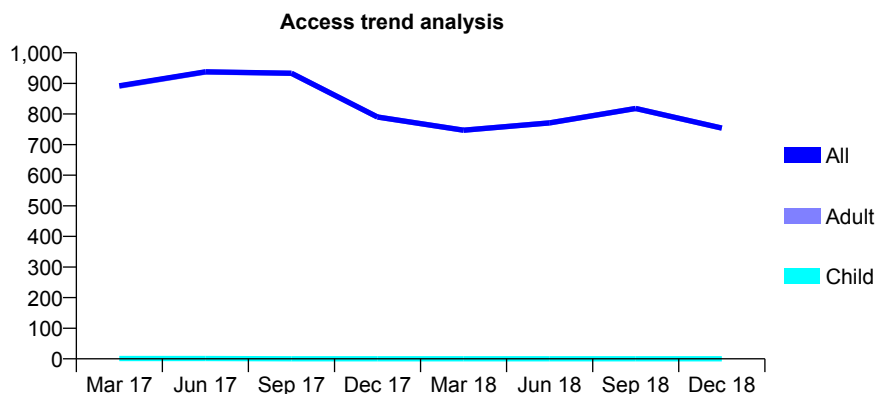
Q46 - Vital Signs At a Glance Contract Report for 935581/0001 - December 2018

Name or company name	MR MH AL-SHARKAWI
Contract type name	GDS Contract
Purpose of contract	General
Contract start date	01/04/2006
Contract end date	

18/19 Contracted general activity (UDA)	2,987
Carry forward general activity (UDA)	72
18/19 Contracted orthodontic activity (UOA)	0
Carry forward orthodontic activity (UOA)	0
Baseline contract value	£101,044.54

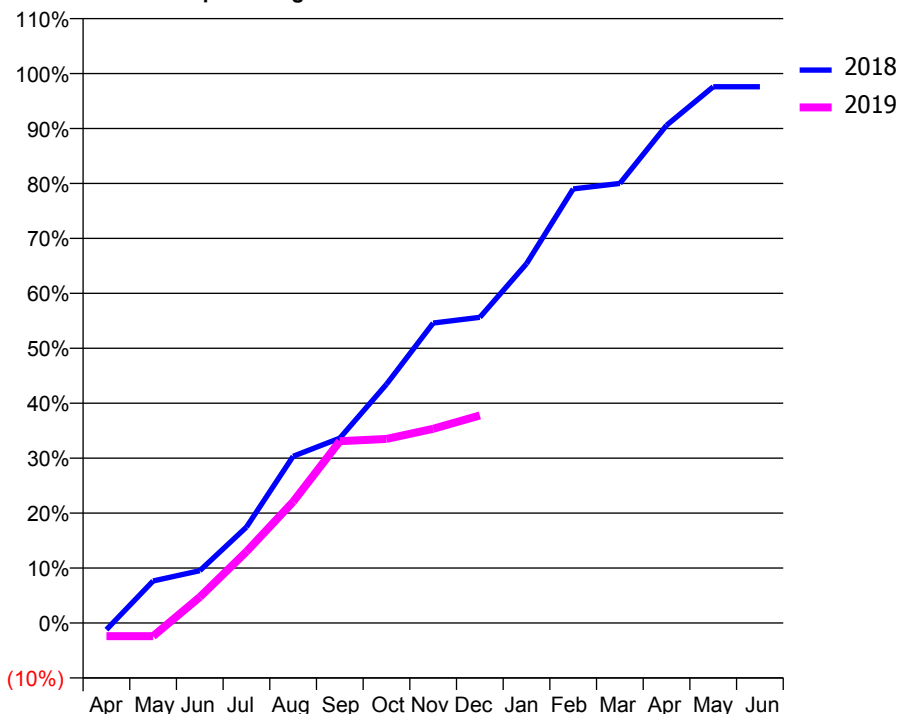
ACCESS*

Patients seen in 24 months	Total	Change since previous quarter
Quarter ending December 2017	790	
Quarter ending March 2018	747	↓
Quarter ending June 2018	771	↑
Quarter ending September 2018	818	↑
Quarter ending December 2018	754	↓
Variance since December 2017	(4.6%)	↓



ACTIVITY

Cumulative percentage of contracted UDA delivered 2018 & 2019



Month	Adjusted Scheduled Activity (UDA)	
	2018	2019
April	-37	-72
May	229	-72
June	284	141
July	522	388
August	906	659
September	1,005	988
October	1,298	1,001
November	1,630	1,056
December	1,662	1,128
January	1,953	
February	2,359	
March	2,389	
April	2,706	
May	2,915	
June	2,915	

QUALITY

	Quantity	Base Number	Contract	AT	Region	England
% of FP17s for the same patient ID Re-attending within 3 months - Children	0	0	N/A	12.2%	12.3%	11.8%
% of FP17s for the same patient ID Re-attending within 3 months - Adults	13	320	4.1%	16.0%	15.8%	15.6%
% of FP17s for the same patient ID Re-attending between 3 & 9 months - Children	0	0	N/A	58.0%	60.1%	58.8%
% of FP17s for the same patient ID Re-attending between 3 & 9 months - Adults	17	320	5.3%	51.3%	53.3%	51.0%
% of FP17s for Band 1 Urgent Courses	17	254	6.7%	10.1%	9.0%	9.0%
% of FP17s Relating to Free Repair or Replacements	0	254	0.0%	0.8%	1.0%	0.8%
% of FP17s Relating to Continuations	0	254	0.0%	0.9%	1.0%	0.9%
% of Patients satisfied with the dentistry they have received	1	1	N/A	95.3%	93.8%	93.2%
% of Patients satisfied with the time they had to wait for an appointment	1	1	N/A	89.3%	89.4%	88.3%

* This is based on patients treated on this contract for their most recent course of treatment. Figures in italics indicate the base number of FP17s or Patient Questionnaire responses are less than 100. N/A is shown where the base number of responses is less than 10 during the period. % is calculated as Quantity/Base number*100

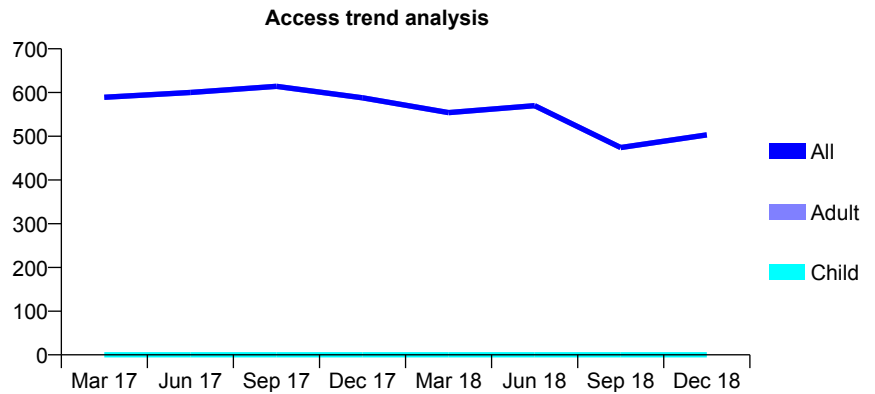
Q46 - Vital Signs At a Glance Contract Report for 935581/0004 - December 2018

Name or company name	MR MH AL-SHARKAWI
Contract type name	GDS Contract
Purpose of contract	General
Contract start date	01/05/2010
Contract end date	

18/19 Contracted general activity (UDA)	2,000
Carry forward general activity (UDA)	60
18/19 Contracted orthodontic activity (UOA)	0
Carry forward orthodontic activity (UOA)	0
Baseline contract value	£55,341.30

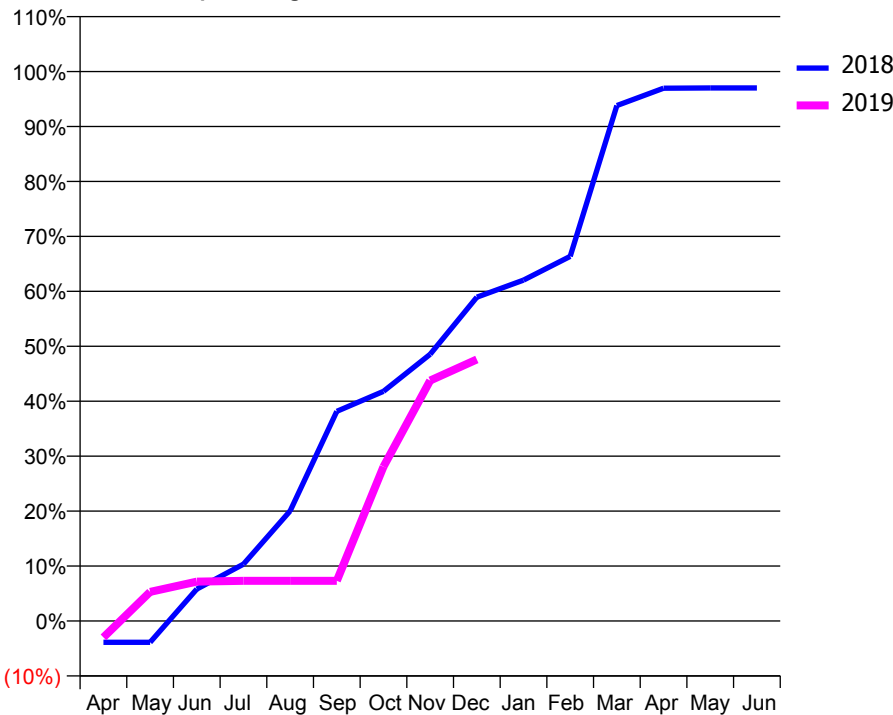
ACCESS*

Patients seen in 24 months	Total	Change since previous quarter
Quarter ending December 2017	588	
Quarter ending March 2018	554	↓
Quarter ending June 2018	570	↑
Quarter ending September 2018	474	↓
Quarter ending December 2018	503	↑
Variance since December 2017	(14.5%)	↓



ACTIVITY

Cumulative percentage of contracted UDA delivered 2018 & 2019



Month	Adjusted Scheduled Activity (UDA)	
	2018	2019
April	-78	-60
May	-78	106
June	116	143
July	207	146
August	401	146
September	763	146
October	836	562
November	971	875
December	1,179	952
January	1,241	
February	1,327	
March	1,876	
April	1,939	
May	1,940	
June	1,940	

QUALITY

	Quantity	Base Number	Contract	AT	Region	England
% of FP17s for the same patient ID Re-attending within 3 months - Children	0	0	N/A	12.2%	12.3%	11.8%
% of FP17s for the same patient ID Re-attending within 3 months - Adults	6	222	2.7%	16.0%	15.8%	15.6%
% of FP17s for the same patient ID Re-attending between 3 & 9 months - Children	0	0	N/A	58.0%	60.1%	58.8%
% of FP17s for the same patient ID Re-attending between 3 & 9 months - Adults	12	222	5.4%	51.3%	53.3%	51.0%
% of FP17s for Band 1 Urgent Courses	24	204	11.8%	10.1%	9.0%	9.0%
% of FP17s Relating to Free Repair or Replacements	0	204	0.0%	0.8%	1.0%	0.8%
% of FP17s Relating to Continuations	0	204	0.0%	0.9%	1.0%	0.9%
% of Patients satisfied with the dentistry they have received	1	1	N/A	95.3%	93.8%	93.2%
% of Patients satisfied with the time they had to wait for an appointment	1	1	N/A	89.3%	89.4%	88.3%

* This is based on patients treated on this contract for their most recent course of treatment. Figures in italics indicate the base number of FP17s or Patient Questionnaire responses are less than 100. N/A is shown where the base number of responses is less than 10 during the period. % is calculated as Quantity/Base number*100

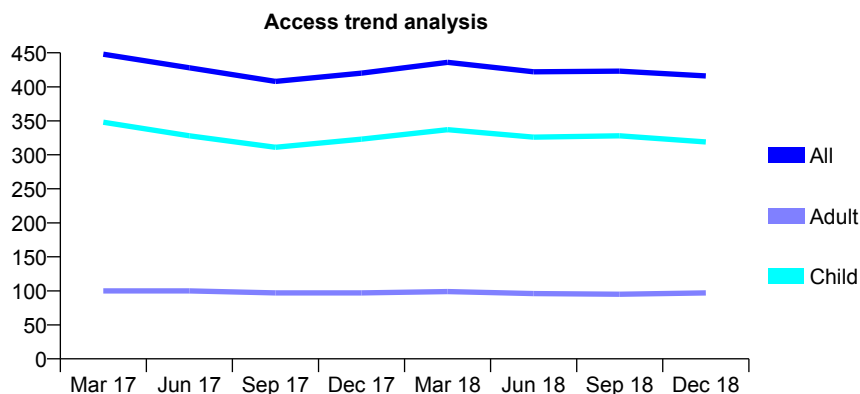
Q46 - Vital Signs At a Glance Contract Report for 951366/0001 - December 2018

Name or company name	MR T IDREES
Contract type name	GDS Contract
Purpose of contract	General
Contract start date	01/10/2009
Contract end date	

18/19 Contracted general activity (UDA)	1,140
Carry forward general activity (UDA)	2
18/19 Contracted orthodontic activity (UOA)	0
Carry forward orthodontic activity (UOA)	0
Baseline contract value	£28,919.09

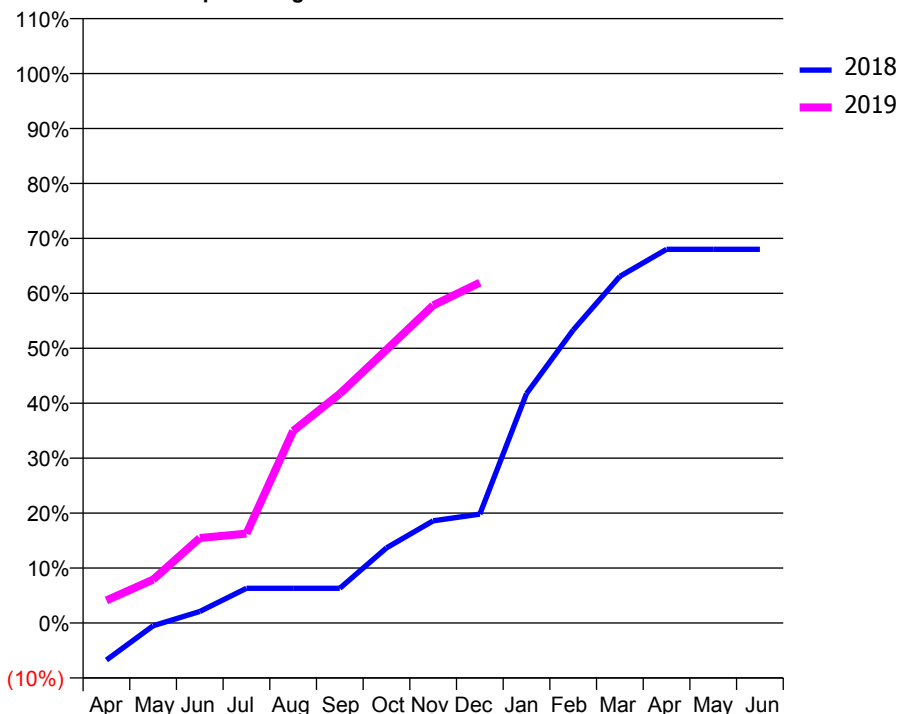
ACCESS*

Patients seen in 24 months	Total	Change since previous quarter
Quarter ending December 2017	420	
Quarter ending March 2018	436	↑
Quarter ending June 2018	422	↓
Quarter ending September 2018	423	→
Quarter ending December 2018	416	↓
Variance since December 2017	(1.0%)	→



ACTIVITY

Cumulative percentage of contracted UDA delivered 2018 & 2019



Month	Adjusted Scheduled Activity (UDA)	
	2018	2019
April	-77	47
May	-6	90
June	24	176
July	72	185
August	72	398
September	72	476
October	156	567
November	212	659
December	226	706
January	476	
February	608	
March	719	
April	775	
May	775	
June	775	

QUALITY

	Quantity	Base Number	Contract	AT	Region	England
% of FP17s for the same patient ID Re-attending within 3 months - Children	25	359	7.0%	12.2%	12.3%	11.8%
% of FP17s for the same patient ID Re-attending within 3 months - Adults	2	66	3.0%	16.0%	15.8%	15.6%
% of FP17s for the same patient ID Re-attending between 3 & 9 months - Children	241	359	67.1%	58.0%	60.1%	58.8%
% of FP17s for the same patient ID Re-attending between 3 & 9 months - Adults	42	66	63.6%	51.3%	53.3%	51.0%
% of FP17s for Band 1 Urgent Courses	5	400	1.3%	10.1%	9.0%	9.0%
% of FP17s Relating to Free Repair or Replacements	0	400	0.0%	0.8%	1.0%	0.8%
% of FP17s Relating to Continuations	0	400	0.0%	0.9%	1.0%	0.9%
% of Patients satisfied with the dentistry they have received	0	0	N/A	95.3%	93.8%	93.2%
% of Patients satisfied with the time they had to wait for an appointment	0	0	N/A	89.3%	89.4%	88.3%

* This is based on patients treated on this contract for their most recent course of treatment. Figures in italics indicate the base number of FP17s or Patient Questionnaire responses are less than 100. N/A is shown where the base number of responses is less than 10 during the period. % is calculated as Quantity/Base number*100

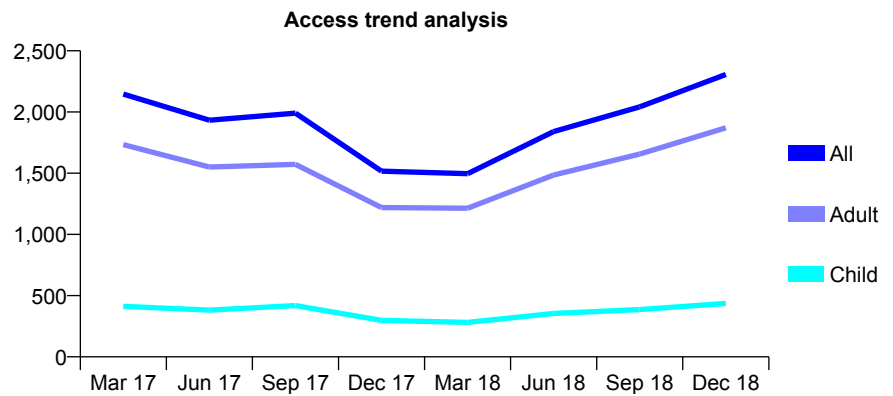
Q46 - Vital Signs At a Glance Contract Report for 951404/0001 - December 2018

Name or company name	St Ann Partnership
Contract type name	GDS Contract
Purpose of contract	General
Contract start date	01/04/2006
Contract end date	

18/19 Contracted general activity (UDA)	7,792
Carry forward general activity (UDA)	-78
18/19 Contracted orthodontic activity (UOA)	0
Carry forward orthodontic activity (UOA)	0
Baseline contract value	£193,956.98

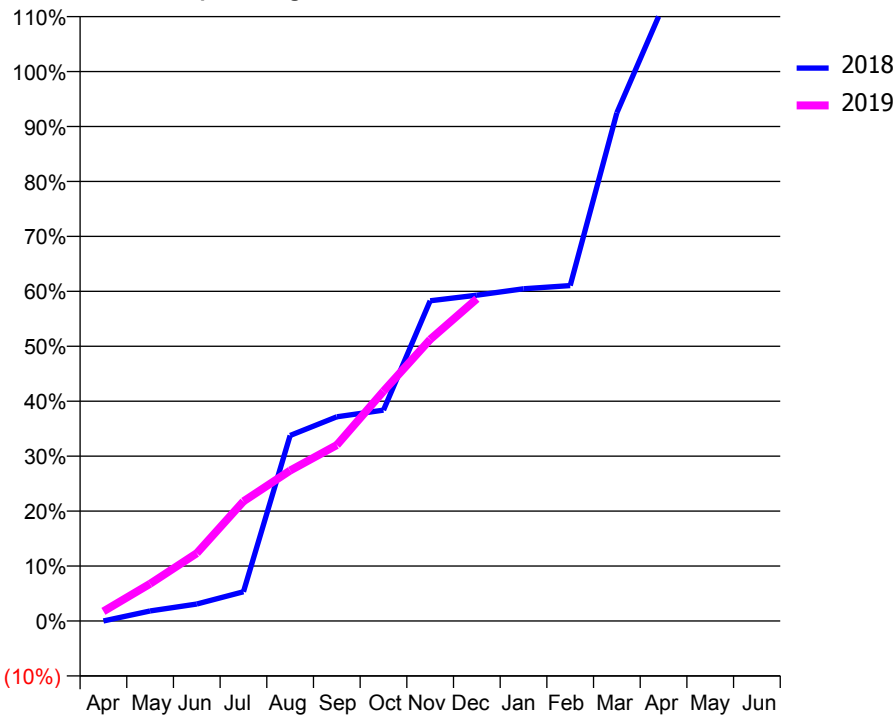
ACCESS*

Patients seen in 24 months	Total	Change since previous quarter
Quarter ending December 2017	1,517	
Quarter ending March 2018	1,496	↓
Quarter ending June 2018	1,840	↑
Quarter ending September 2018	2,042	↑
Quarter ending December 2018	2,307	↑
Variance since December 2017	52.1%	↑



ACTIVITY

Cumulative percentage of contracted UDA delivered 2018 & 2019



Month	Adjusted Scheduled Activity (UDA)	
	2018	2019
April	0	136
May	71	529
June	121	961
July	207	1,698
August	1,315	2,134
September	1,448	2,495
October	1,495	3,259
November	2,271	3,993
December	2,310	4,570
January	2,356	
February	2,378	
March	3,604	
April	4,366	
May	4,395	
June	4,395	

QUALITY

	Quantity	Base Number	Contract	AT	Region	England
% of FP17s for the same patient ID Re-attending within 3 months - Children	30	478	6.3%	12.2%	12.3%	11.8%
% of FP17s for the same patient ID Re-attending within 3 months - Adults	236	2,192	10.8%	16.0%	15.8%	15.6%
% of FP17s for the same patient ID Re-attending between 3 & 9 months - Children	151	478	31.6%	58.0%	60.1%	58.8%
% of FP17s for the same patient ID Re-attending between 3 & 9 months - Adults	600	2,192	27.4%	51.3%	53.3%	51.0%
% of FP17s for Band 1 Urgent Courses	284	2,282	12.4%	10.1%	9.0%	9.0%
% of FP17s Relating to Free Repair or Replacements	15	2,282	0.7%	0.8%	1.0%	0.8%
% of FP17s Relating to Continuations	0	2,282	0.0%	0.9%	1.0%	0.9%
% of Patients satisfied with the dentistry they have received	3	3	N/A	95.3%	93.8%	93.2%
% of Patients satisfied with the time they had to wait for an appointment	2	3	N/A	89.3%	89.4%	88.3%

* This is based on patients treated on this contract for their most recent course of treatment. Figures in italics indicate the base number of FP17s or Patient Questionnaire responses are less than 100. N/A is shown where the base number of responses is less than 10 during the period. % is calculated as Quantity/Base number*100

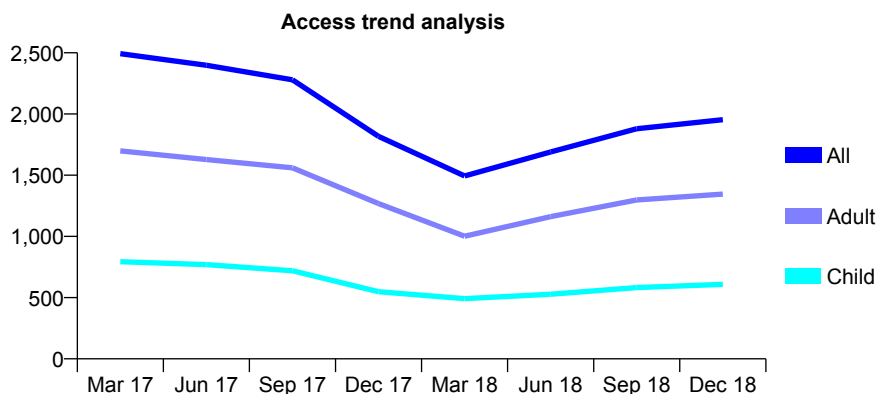
Q46 - Vital Signs At a Glance Contract Report for 959588/0001 - December 2018

Name or company name	MR A KHAN
Contract type name	GDS Contract
Purpose of contract	General
Contract start date	01/04/2006
Contract end date	

18/19 Contracted general activity (UDA)	7,081
Carry forward general activity (UDA)	113
18/19 Contracted orthodontic activity (UOA)	0
Carry forward orthodontic activity (UOA)	0
Baseline contract value	£214,869.38

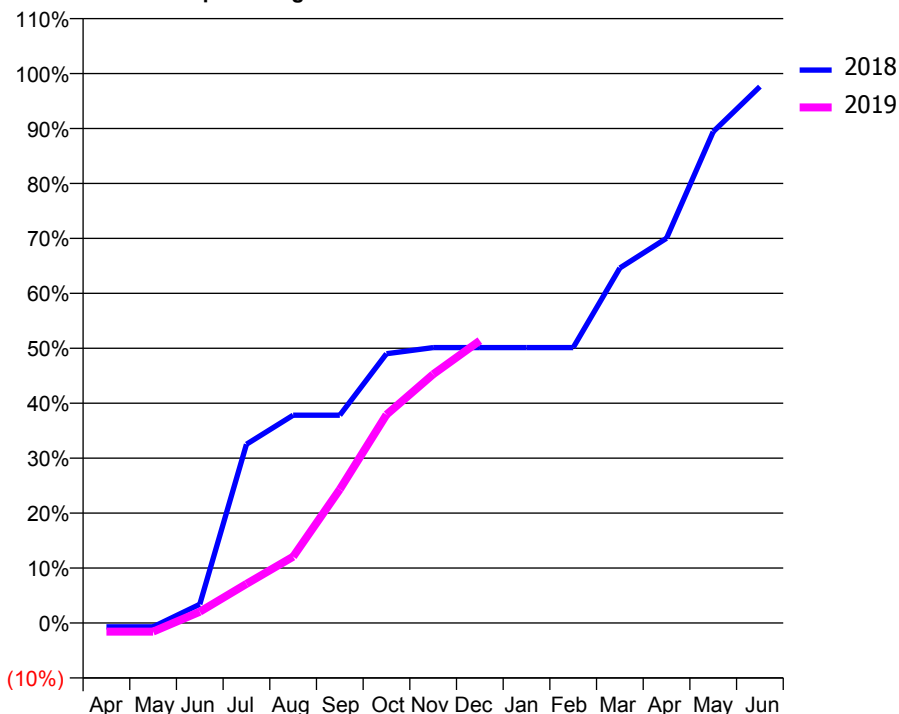
ACCESS*

Patients seen in 24 months	Total	Change since previous quarter
Quarter ending December 2017	1,817	
Quarter ending March 2018	1,494	↓
Quarter ending June 2018	1,690	↑
Quarter ending September 2018	1,880	↑
Quarter ending December 2018	1,954	↑
Variance since December 2017	7.5%	↑



ACTIVITY

Cumulative percentage of contracted UDA delivered 2018 & 2019



Month	Adjusted Scheduled Activity (UDA)	
	2018	2019
April	-34	-113
May	-34	-113
June	161	145
July	1,536	505
August	1,786	855
September	1,786	1,723
October	2,314	2,685
November	2,366	3,205
December	2,366	3,639
January	2,366	
February	2,366	
March	3,051	
April	3,305	
May	4,221	
June	4,608	

QUALITY

	Quantity	Base Number	Contract	AT	Region	England
% of FP17s for the same patient ID Re-attending within 3 months - Children	73	586	12.5%	12.2%	12.3%	11.8%
% of FP17s for the same patient ID Re-attending within 3 months - Adults	211	1,449	14.6%	16.0%	15.8%	15.6%
% of FP17s for the same patient ID Re-attending between 3 & 9 months - Children	185	586	31.6%	58.0%	60.1%	58.8%
% of FP17s for the same patient ID Re-attending between 3 & 9 months - Adults	339	1,449	23.4%	51.3%	53.3%	51.0%
% of FP17s for Band 1 Urgent Courses	78	1,580	4.9%	10.1%	9.0%	9.0%
% of FP17s Relating to Free Repair or Replacements	39	1,580	2.5%	0.8%	1.0%	0.8%
% of FP17s Relating to Continuations	16	1,580	1.0%	0.9%	1.0%	0.9%
% of Patients satisfied with the dentistry they have received	1	1	N/A	95.3%	93.8%	93.2%
% of Patients satisfied with the time they had to wait for an appointment	1	1	N/A	89.3%	89.4%	88.3%

* This is based on patients treated on this contract for their most recent course of treatment. Figures in italics indicate the base number of FP17s or Patient Questionnaire responses are less than 100. N/A is shown where the base number of responses is less than 10 during the period. % is calculated as Quantity/Base number*100

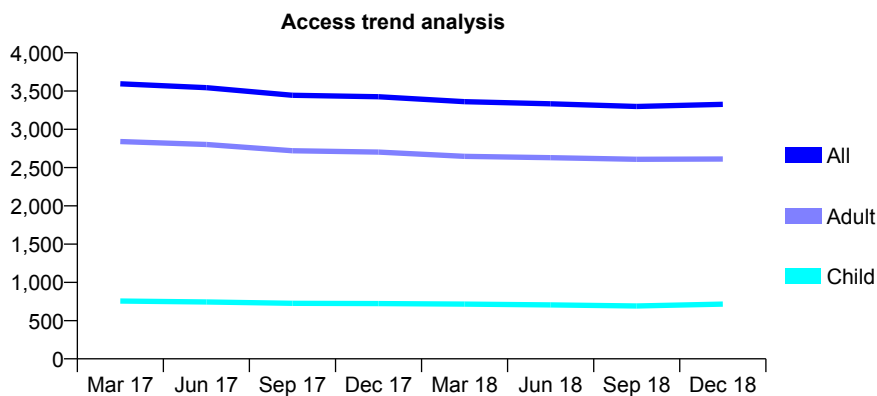
Q46 - Vital Signs At a Glance Contract Report for 959782/0003 - December 2018

Name or company name	MR J MUSA
Contract type name	GDS Contract
Purpose of contract	General
Contract start date	01/09/2013
Contract end date	

18/19 Contracted general activity (UDA)	13,500
Carry forward general activity (UDA)	0
18/19 Contracted orthodontic activity (UOA)	0
Carry forward orthodontic activity (UOA)	0
Baseline contract value	£370,056.33

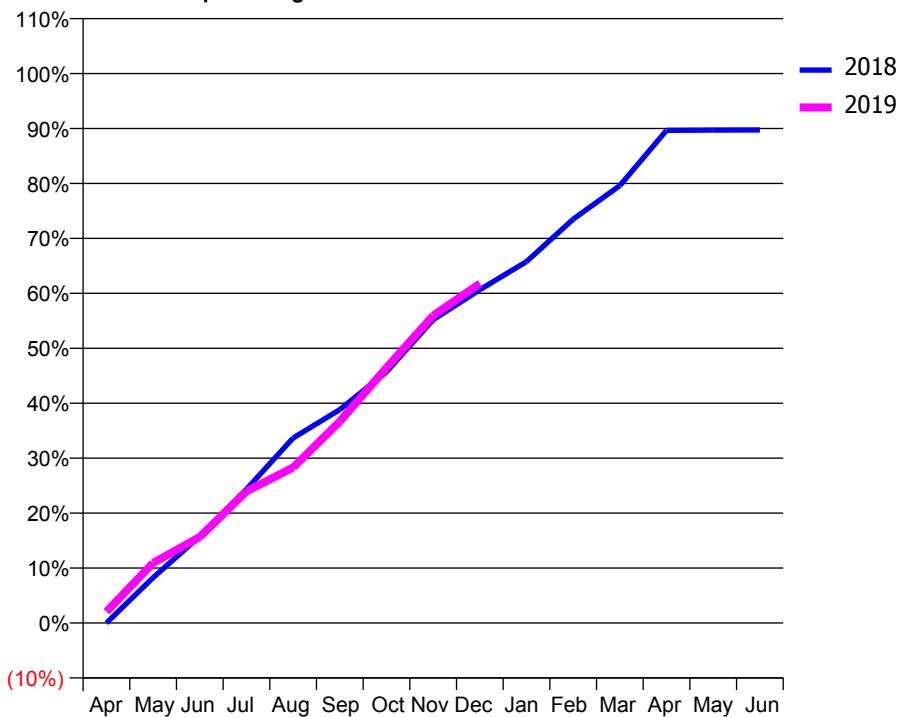
ACCESS*

Patients seen in 24 months	Total	Change since previous quarter
Quarter ending December 2017	3,426	
Quarter ending March 2018	3,362	↓
Quarter ending June 2018	3,334	→
Quarter ending September 2018	3,299	↓
Quarter ending December 2018	3,326	→
Variance since December 2017	(2.9%)	↓



ACTIVITY

Cumulative percentage of contracted UDA delivered 2018 & 2019



Month	Adjusted Scheduled Activity (UDA)	
	2018	2019
April	0	281
May	1,193	1,475
June	2,279	2,115
July	3,514	3,235
August	4,859	3,821
September	5,603	4,950
October	6,598	6,273
November	7,966	7,552
December	8,755	8,340
January	9,491	
February	10,605	
March	11,489	
April	12,938	
May	12,945	
June	12,948	

QUALITY

	Quantity	Base Number	Contract	AT	Region	England
% of FP17s for the same patient ID Re-attending within 3 months - Children	64	848	7.5%	12.2%	12.3%	11.8%
% of FP17s for the same patient ID Re-attending within 3 months - Adults	629	3,229	19.5%	16.0%	15.8%	15.6%
% of FP17s for the same patient ID Re-attending between 3 & 9 months - Children	501	848	59.1%	58.0%	60.1%	58.8%
% of FP17s for the same patient ID Re-attending between 3 & 9 months - Adults	1,892	3,229	58.6%	51.3%	53.3%	51.0%
% of FP17s for Band 1 Urgent Courses	222	3,519	6.3%	10.1%	9.0%	9.0%
% of FP17s Relating to Free Repair or Replacements	153	3,519	4.3%	0.8%	1.0%	0.8%
% of FP17s Relating to Continuations	57	3,519	1.6%	0.9%	1.0%	0.9%
% of Patients satisfied with the dentistry they have received	3	3	N/A	95.3%	93.8%	93.2%
% of Patients satisfied with the time they had to wait for an appointment	2	3	N/A	89.3%	89.4%	88.3%

* This is based on patients treated on this contract for their most recent course of treatment. Figures in italics indicate the base number of FP17s or Patient Questionnaire responses are less than 100. N/A is shown where the base number of responses is less than 10 during the period. % is calculated as Quantity/Base number*100

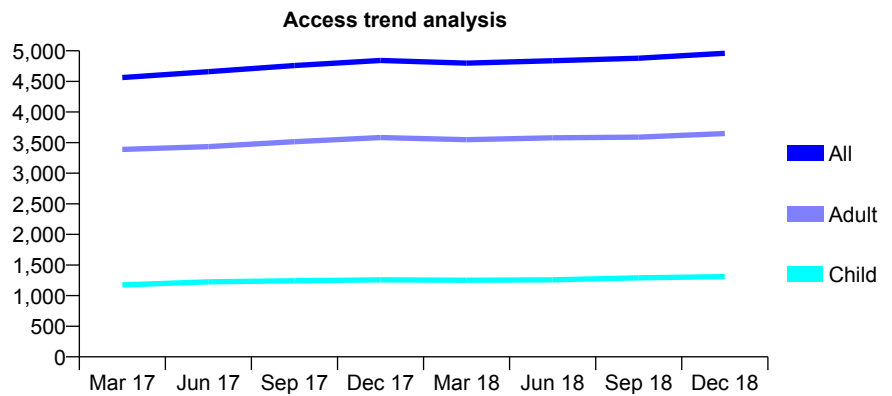
Q46 - Vital Signs At a Glance Contract Report for 959782/0004 - December 2018

Name or company name	MR J MUSA
Contract type name	GDS Contract
Purpose of contract	General
Contract start date	01/09/2013
Contract end date	

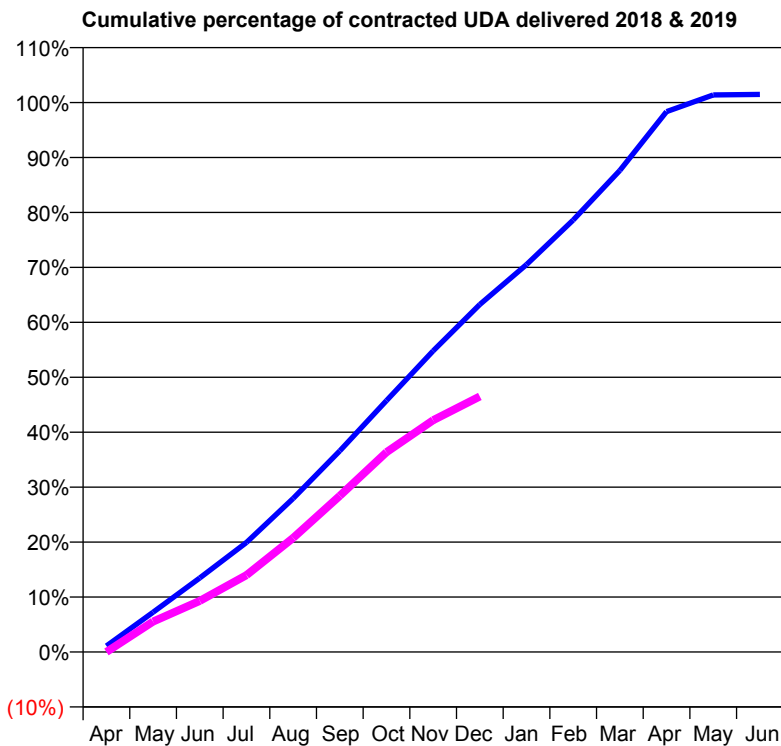
18/19 Contracted general activity (UDA)	16,900
Carry forward general activity (UDA)	0
18/19 Contracted orthodontic activity (UOA)	0
Carry forward orthodontic activity (UOA)	0
Baseline contract value	£422,066.07

ACCESS*

Patients seen in 24 months	Total	Change since previous quarter
Quarter ending December 2017	4,841	
Quarter ending March 2018	4,799	→
Quarter ending June 2018	4,837	→
Quarter ending September 2018	4,880	→
Quarter ending December 2018	4,960	→
Variance since December 2017	2.5%	↑



ACTIVITY



Month	Adjusted Scheduled Activity (UDA)	
	2018	2019
April	148	3
May	977	935
June	1,818	1,571
July	2,690	2,363
August	3,772	3,507
September	4,942	4,803
October	6,178	6,145
November	7,399	7,130
December	8,538	7,862
January	9,520	
February	10,611	
March	11,831	
April	13,275	
May	13,685	
June	13,697	

QUALITY

	Quantity	Base Number	Contract	AT	Region	England
% of FP17s for the same patient ID Re-attending within 3 months - Children	83	1,419	5.8%	12.2%	12.3%	11.8%
% of FP17s for the same patient ID Re-attending within 3 months - Adults	390	3,899	10.0%	16.0%	15.8%	15.6%
% of FP17s for the same patient ID Re-attending between 3 & 9 months - Children	843	1,419	59.4%	58.0%	60.1%	58.8%
% of FP17s for the same patient ID Re-attending between 3 & 9 months - Adults	2,431	3,899	62.3%	51.3%	53.3%	51.0%
% of FP17s for Band 1 Urgent Courses	270	4,427	6.1%	10.1%	9.0%	9.0%
% of FP17s Relating to Free Repair or Replacements	43	4,427	1.0%	0.8%	1.0%	0.8%
% of FP17s Relating to Continuations	14	4,427	0.3%	0.9%	1.0%	0.9%
% of Patients satisfied with the dentistry they have received	1	1	N/A	95.3%	93.8%	93.2%
% of Patients satisfied with the time they had to wait for an appointment	1	1	N/A	89.3%	89.4%	88.3%

* This is based on patients treated on this contract for their most recent course of treatment. Figures in italics indicate the base number of FP17s or Patient Questionnaire responses are less than 100. N/A is shown where the base number of responses is less than 10 during the period. % is calculated as Quantity/Base number*100

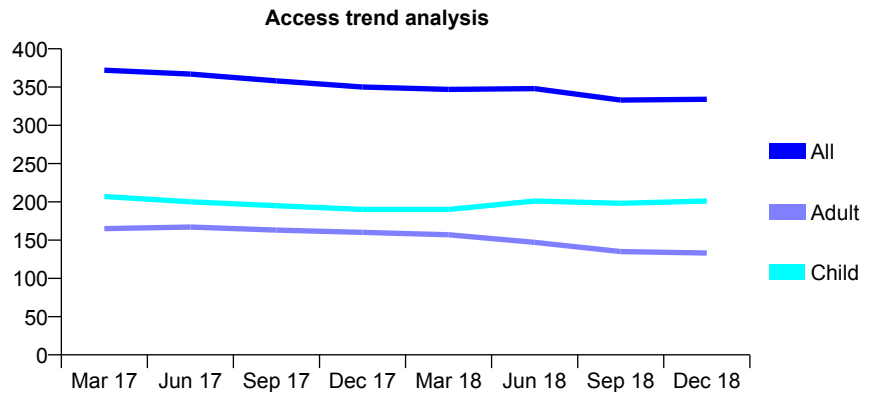
Q46 - Vital Signs At a Glance Contract Report for 960888/0001 - December 2018

Name or company name	MR SW ANDERTON
Contract type name	GDS Contract
Purpose of contract	General
Contract start date	01/12/2007
Contract end date	

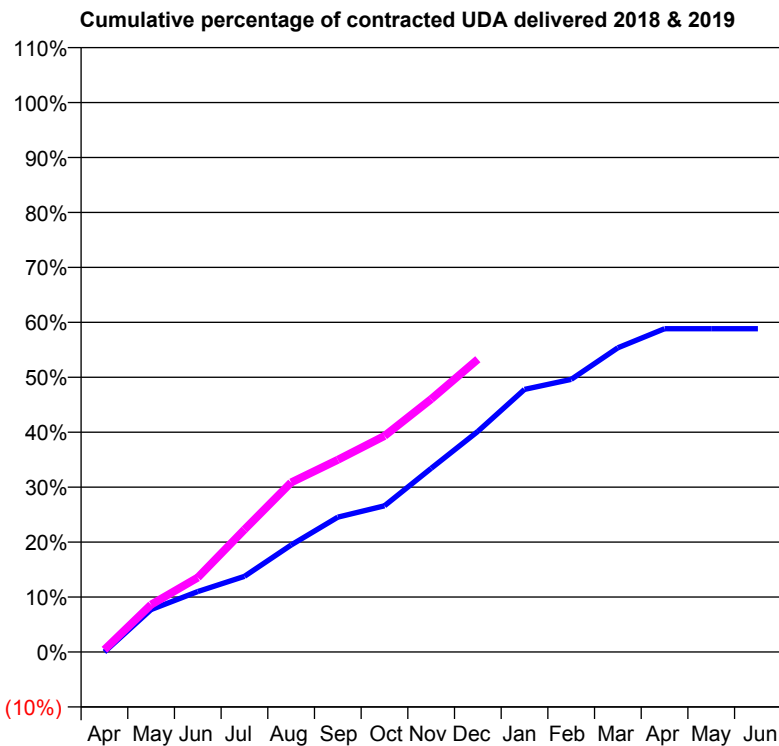
18/19 Contracted general activity (UDA)	1,200
Carry forward general activity (UDA)	0
18/19 Contracted orthodontic activity (UOA)	0
Carry forward orthodontic activity (UOA)	0
Baseline contract value	£25,672.17

ACCESS*

Patients seen in 24 months	Total	Change since previous quarter
Quarter ending December 2017	350	
Quarter ending March 2018	347	→
Quarter ending June 2018	348	→
Quarter ending September 2018	333	↓
Quarter ending December 2018	334	→
Variance since December 2017	(4.6%)	↓



ACTIVITY



Adjusted Scheduled Activity (UDA)		
Month	2018	2019
April	0	5
May	131	103
June	187	163
July	234	267
August	331	370
September	417	420
October	452	472
November	568	552
December	682	639
January	812	
February	843	
March	941	
April	1,000	
May	1,000	
June	1,000	

QUALITY

	Quantity	Base Number	Contract	AT	Region	England
% of FP17s for the same patient ID Re-attending within 3 months - Children	12	276	4.3%	12.2%	12.3%	11.8%
% of FP17s for the same patient ID Re-attending within 3 months - Adults	15	114	13.2%	16.0%	15.8%	15.6%
% of FP17s for the same patient ID Re-attending between 3 & 9 months - Children	206	276	74.6%	58.0%	60.1%	58.8%
% of FP17s for the same patient ID Re-attending between 3 & 9 months - Adults	79	114	69.3%	51.3%	53.3%	51.0%
% of FP17s for Band 1 Urgent Courses	11	366	3.0%	10.1%	9.0%	9.0%
% of FP17s Relating to Free Repair or Replacements	0	366	0.0%	0.8%	1.0%	0.8%
% of FP17s Relating to Continuations	0	366	0.0%	0.9%	1.0%	0.9%
% of Patients satisfied with the dentistry they have received	0	0	N/A	95.3%	93.8%	93.2%
% of Patients satisfied with the time they had to wait for an appointment	0	0	N/A	89.3%	89.4%	88.3%

* This is based on patients treated on this contract for their most recent course of treatment. Figures in italics indicate the base number of FP17s or Patient Questionnaire responses are less than 100. N/A is shown where the base number of responses is less than 10 during the period. % is calculated as Quantity/Base number*100

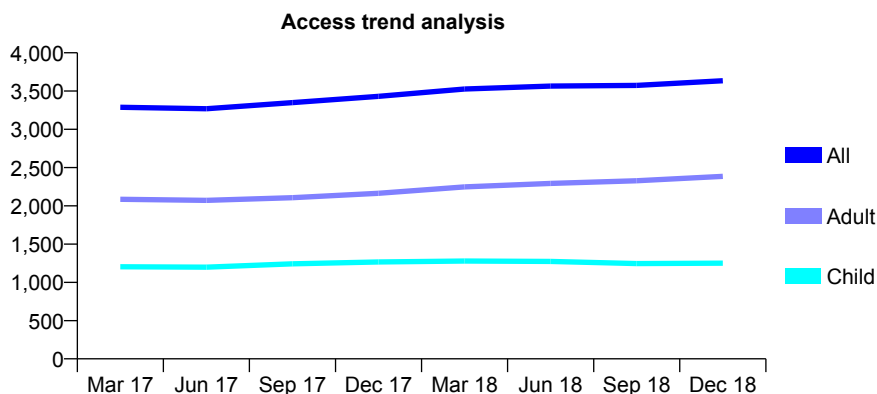
Q46 - Vital Signs At a Glance Contract Report for 962872/0001 - December 2018

Name or company name	MR SC LI
Contract type name	GDS Contract
Purpose of contract	General
Contract start date	01/10/2011
Contract end date	

18/19 Contracted general activity (UDA)	10,303
Carry forward general activity (UDA)	401
18/19 Contracted orthodontic activity (UOA)	0
Carry forward orthodontic activity (UOA)	0
Baseline contract value	£375,885.57

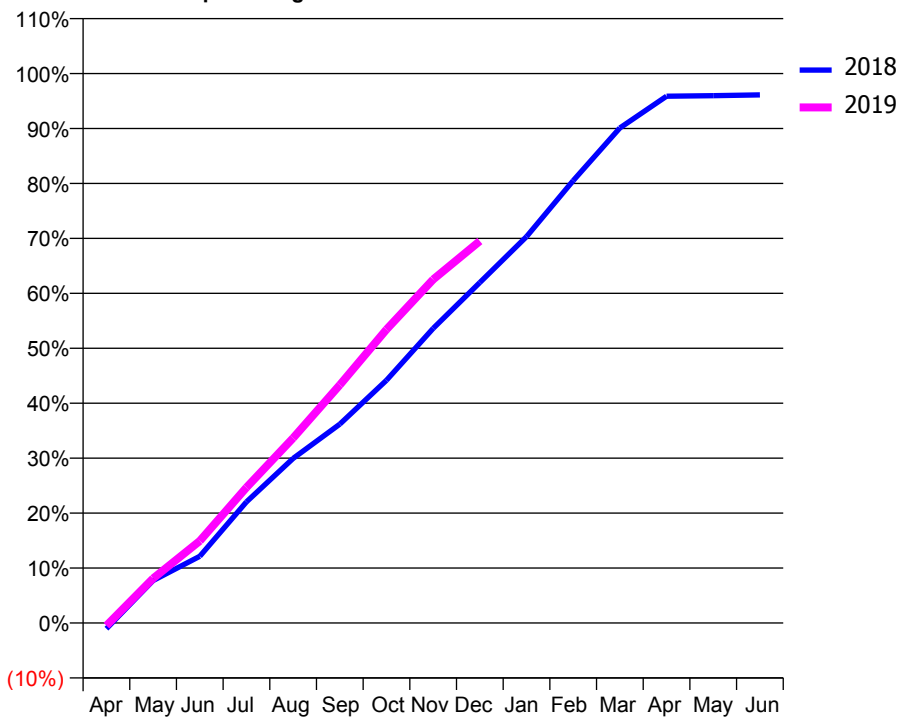
ACCESS*

Patients seen in 24 months	Total	Change since previous quarter
Quarter ending December 2017	3,431	
Quarter ending March 2018	3,526	↑
Quarter ending June 2018	3,565	→
Quarter ending September 2018	3,573	→
Quarter ending December 2018	3,635	→
Variance since December 2017	5.9%	↑



ACTIVITY

Cumulative percentage of contracted UDA delivered 2018 & 2019



Month	Adjusted Scheduled Activity (UDA)	
	2018	2019
April	-109	-50
May	797	837
June	1,251	1,540
July	2,272	2,540
August	3,086	3,468
September	3,729	4,463
October	4,552	5,504
November	5,525	6,442
December	6,384	7,162
January	7,245	
February	8,294	
March	9,283	
April	9,877	
May	9,888	
June	9,902	

QUALITY

	Quantity	Base Number	Contract	AT	Region	England
% of FP17s for the same patient ID Re-attending within 3 months - Children	130	1,528	8.5%	12.2%	12.3%	11.8%
% of FP17s for the same patient ID Re-attending within 3 months - Adults	349	2,770	12.6%	16.0%	15.8%	15.6%
% of FP17s for the same patient ID Re-attending between 3 & 9 months - Children	947	1,528	62.0%	58.0%	60.1%	58.8%
% of FP17s for the same patient ID Re-attending between 3 & 9 months - Adults	1,575	2,770	56.9%	51.3%	53.3%	51.0%
% of FP17s for Band 1 Urgent Courses	303	4,078	7.4%	10.1%	9.0%	9.0%
% of FP17s Relating to Free Repair or Replacements	16	4,078	0.4%	0.8%	1.0%	0.8%
% of FP17s Relating to Continuations	12	4,078	0.3%	0.9%	1.0%	0.9%
% of Patients satisfied with the dentistry they have received	0	0	N/A	95.3%	93.8%	93.2%
% of Patients satisfied with the time they had to wait for an appointment	0	0	N/A	89.3%	89.4%	88.3%

* This is based on patients treated on this contract for their most recent course of treatment. Figures in italics indicate the base number of FP17s or Patient Questionnaire responses are less than 100. N/A is shown where the base number of responses is less than 10 during the period. % is calculated as Quantity/Base number*100

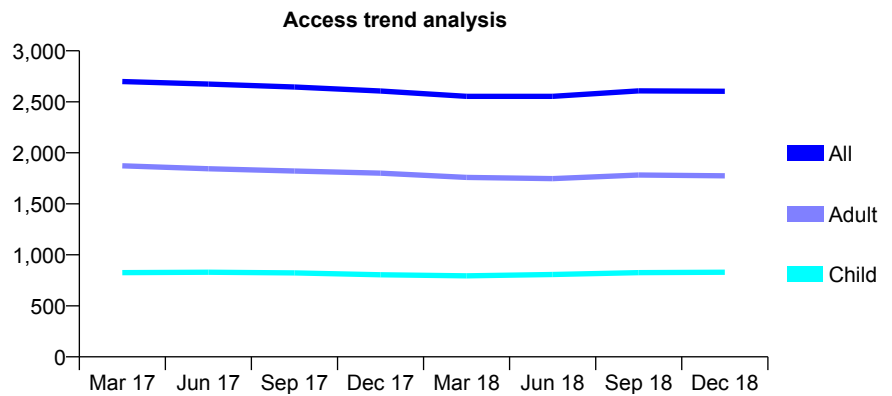
Q46 - Vital Signs At a Glance Contract Report for 967378/0001 - December 2018

Name or company name	MRS A VITKUNIENE
Contract type name	GDS Contract
Purpose of contract	General
Contract start date	01/04/2006
Contract end date	

18/19 Contracted general activity (UDA)	8,185
Carry forward general activity (UDA)	123
18/19 Contracted orthodontic activity (UOA)	0
Carry forward orthodontic activity (UOA)	0
Baseline contract value	£224,705.99

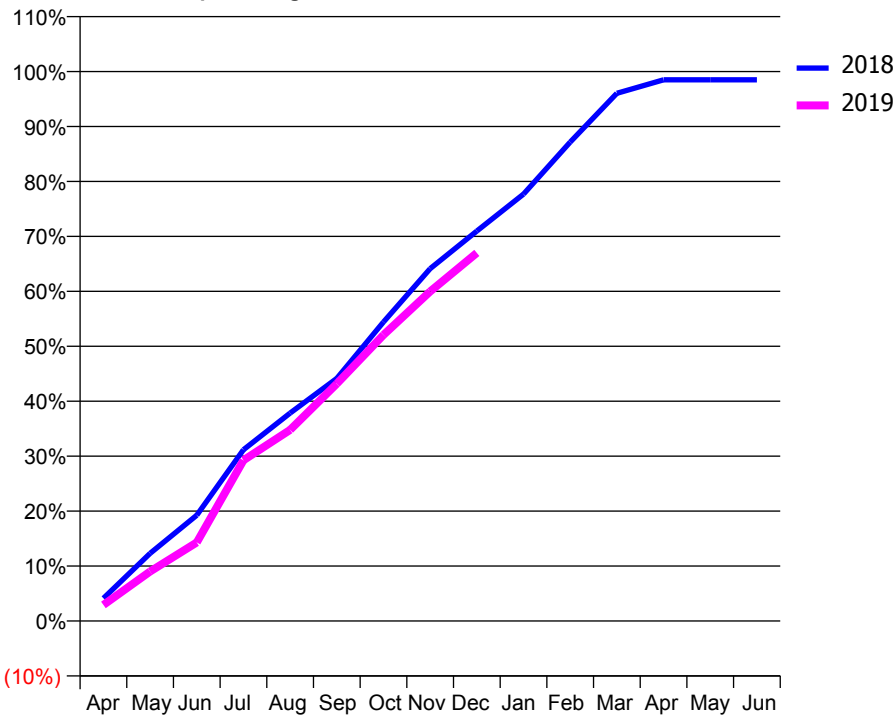
ACCESS*

Patients seen in 24 months	Total	Change since previous quarter
Quarter ending December 2017	2,606	
Quarter ending March 2018	2,553	↓
Quarter ending June 2018	2,554	→
Quarter ending September 2018	2,607	↑
Quarter ending December 2018	2,603	→
Variance since December 2017	(0.1%)	→



ACTIVITY

Cumulative percentage of contracted UDA delivered 2018 & 2019



Month	Adjusted Scheduled Activity (UDA)	
	2018	2019
April	338	239
May	1,008	739
June	1,576	1,171
July	2,551	2,394
August	3,097	2,846
September	3,613	3,535
October	4,454	4,261
November	5,249	4,909
December	5,808	5,483
January	6,360	
February	7,134	
March	7,860	
April	8,062	
May	8,062	
June	8,062	

QUALITY

	Quantity	Base Number	Contract	AT	Region	England
% of FP17s for the same patient ID Re-attending within 3 months - Children	103	663	15.5%	12.2%	12.3%	11.8%
% of FP17s for the same patient ID Re-attending within 3 months - Adults	313	1,398	22.4%	16.0%	15.8%	15.6%
% of FP17s for the same patient ID Re-attending between 3 & 9 months - Children	183	663	27.6%	58.0%	60.1%	58.8%
% of FP17s for the same patient ID Re-attending between 3 & 9 months - Adults	332	1,398	23.7%	51.3%	53.3%	51.0%
% of FP17s for Band 1 Urgent Courses	542	1,991	27.2%	10.1%	9.0%	9.0%
% of FP17s Relating to Free Repair or Replacements	15	1,991	0.8%	0.8%	1.0%	0.8%
% of FP17s Relating to Continuations	6	1,991	0.3%	0.9%	1.0%	0.9%
% of Patients satisfied with the dentistry they have received	0	0	N/A	95.3%	93.8%	93.2%
% of Patients satisfied with the time they had to wait for an appointment	0	0	N/A	89.3%	89.4%	88.3%

* This is based on patients treated on this contract for their most recent course of treatment. Figures in italics indicate the base number of FP17s or Patient Questionnaire responses are less than 100. N/A is shown where the base number of responses is less than 10 during the period. % is calculated as Quantity/Base number*100

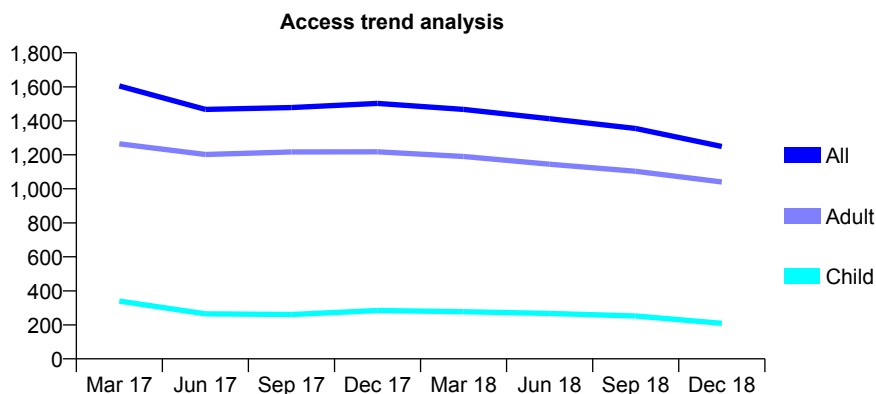
Q46 - Vital Signs At a Glance Contract Report for 982830/0001 - December 2018

Name or company name	MR GT BENNETT
Contract type name	GDS Contract
Purpose of contract	General
Contract start date	01/04/2006
Contract end date	

18/19 Contracted general activity (UDA)	6,562
Carry forward general activity (UDA)	0
18/19 Contracted orthodontic activity (UOA)	0
Carry forward orthodontic activity (UOA)	0
Baseline contract value	£166,826.37

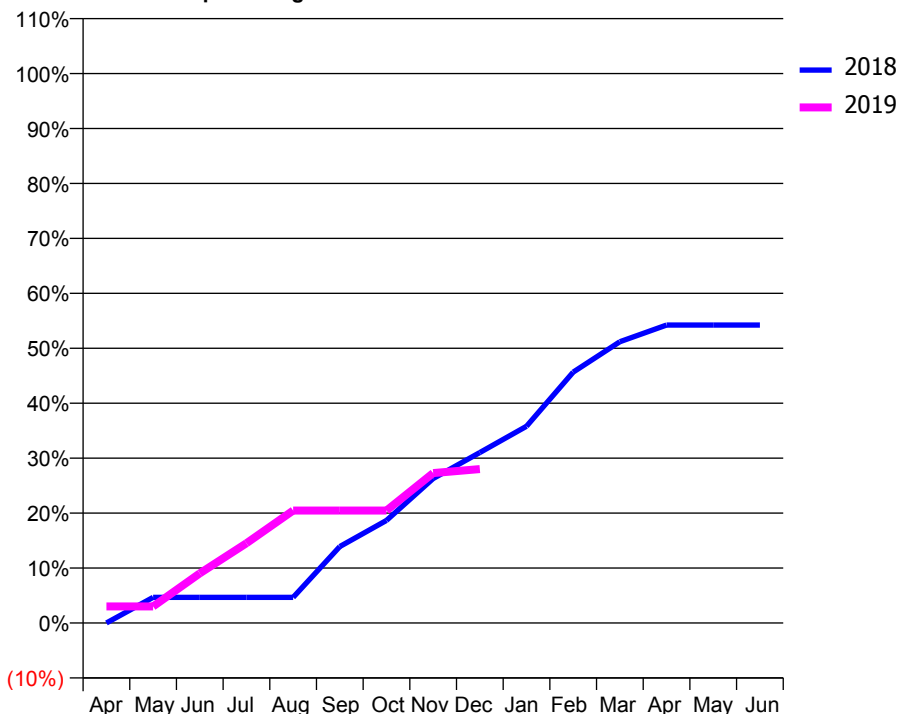
ACCESS*

Patients seen in 24 months	Total	Change since previous quarter
Quarter ending December 2017	1,502	
Quarter ending March 2018	1,467	↓
Quarter ending June 2018	1,412	↓
Quarter ending September 2018	1,355	↓
Quarter ending December 2018	1,249	↓
Variance since December 2017	(16.8%)	↓



ACTIVITY

Cumulative percentage of contracted UDA delivered 2018 & 2019



Month	Adjusted Scheduled Activity (UDA)	
	2018	2019
April	0	199
May	306	199
June	306	594
July	306	952
August	306	1,343
September	913	1,343
October	1,225	1,343
November	1,726	1,790
December	2,036	1,839
January	2,349	
February	2,996	
March	3,360	
April	3,558	
May	3,558	
June	3,558	

QUALITY

	Quantity	Base Number	Contract	AT	Region	England
% of FP17s for the same patient ID Re-attending within 3 months - Children	4	137	2.9%	12.2%	12.3%	11.8%
% of FP17s for the same patient ID Re-attending within 3 months - Adults	67	634	10.6%	16.0%	15.8%	15.6%
% of FP17s for the same patient ID Re-attending between 3 & 9 months - Children	31	137	22.6%	58.0%	60.1%	58.8%
% of FP17s for the same patient ID Re-attending between 3 & 9 months - Adults	178	634	28.1%	51.3%	53.3%	51.0%
% of FP17s for Band 1 Urgent Courses	85	704	12.1%	10.1%	9.0%	9.0%
% of FP17s Relating to Free Repair or Replacements	15	704	2.1%	0.8%	1.0%	0.8%
% of FP17s Relating to Continuations	19	704	2.7%	0.9%	1.0%	0.9%
% of Patients satisfied with the dentistry they have received	1	2	N/A	95.3%	93.8%	93.2%
% of Patients satisfied with the time they had to wait for an appointment	1	2	N/A	89.3%	89.4%	88.3%

* This is based on patients treated on this contract for their most recent course of treatment. Figures in italics indicate the base number of FP17s or Patient Questionnaire responses are less than 100. N/A is shown where the base number of responses is less than 10 during the period. % is calculated as Quantity/Base number*100

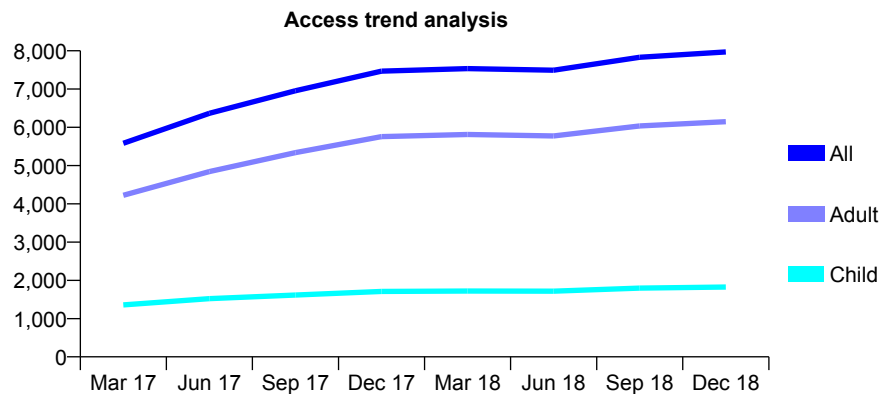
Q46 - Vital Signs At a Glance Contract Report for 990744/0002 - December 2018

Name or company name	Griffin Dental Partnership Ltd
Contract type name	GDS Contract
Purpose of contract	General
Contract start date	01/01/2016
Contract end date	

18/19 Contracted general activity (UDA)	23,529
Carry forward general activity (UDA)	0
18/19 Contracted orthodontic activity (UOA)	0
Carry forward orthodontic activity (UOA)	0
Baseline contract value	£814,121.31

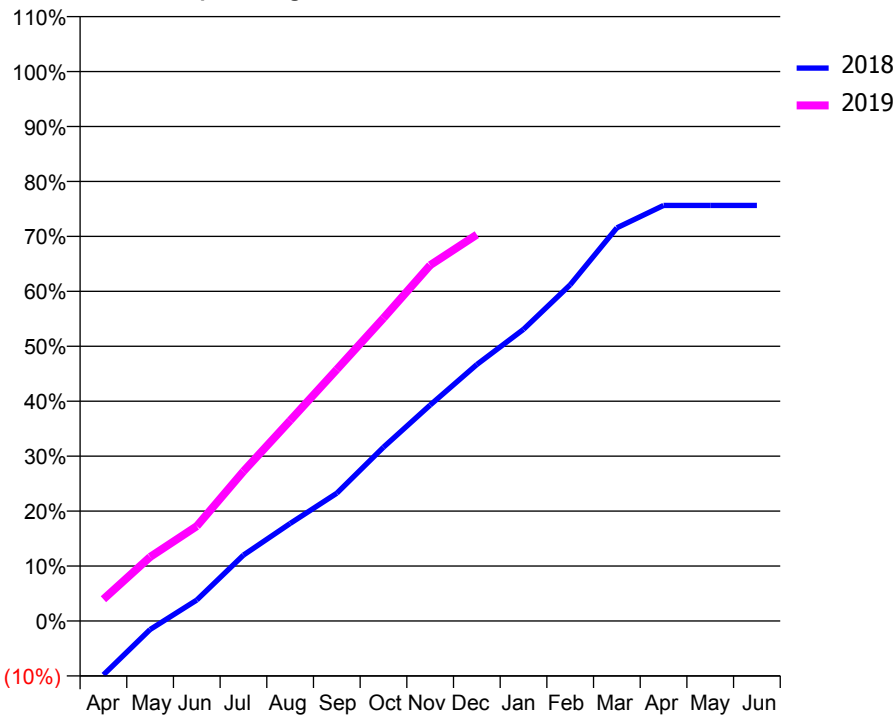
ACCESS*

Patients seen in 24 months	Total	Change since previous quarter
Quarter ending December 2017	7,467	
Quarter ending March 2018	7,535	→
Quarter ending June 2018	7,492	→
Quarter ending September 2018	7,832	↑
Quarter ending December 2018	7,971	→
Variance since December 2017	6.7%	↑



ACTIVITY

Cumulative percentage of contracted UDA delivered 2018 & 2019



Month	Adjusted Scheduled Activity (UDA)	
	2018	2019
April	-2,310	931
May	-368	2,742
June	897	4,063
July	2,821	6,407
August	4,176	8,583
September	5,472	10,771
October	7,440	12,968
November	9,246	15,237
December	10,983	16,547
January	12,488	
February	14,398	
March	16,837	
April	17,793	
May	17,796	
June	17,796	

QUALITY

	Quantity	Base Number	Contract	AT	Region	England
% of FP17s for the same patient ID Re-attending within 3 months - Children	206	1,542	13.4%	12.2%	12.3%	11.8%
% of FP17s for the same patient ID Re-attending within 3 months - Adults	997	4,997	20.0%	16.0%	15.8%	15.6%
% of FP17s for the same patient ID Re-attending between 3 & 9 months - Children	358	1,542	23.2%	58.0%	60.1%	58.8%
% of FP17s for the same patient ID Re-attending between 3 & 9 months - Adults	1,226	4,997	24.5%	51.3%	53.3%	51.0%
% of FP17s for Band 1 Urgent Courses	1,832	6,236	29.4%	10.1%	9.0%	9.0%
% of FP17s Relating to Free Repair or Replacements	47	6,236	0.8%	0.8%	1.0%	0.8%
% of FP17s Relating to Continuations	21	6,236	0.3%	0.9%	1.0%	0.9%
% of Patients satisfied with the dentistry they have received	1	1	N/A	95.3%	93.8%	93.2%
% of Patients satisfied with the time they had to wait for an appointment	1	1	N/A	89.3%	89.4%	88.3%

* This is based on patients treated on this contract for their most recent course of treatment. Figures in italics indicate the base number of FP17s or Patient Questionnaire responses are less than 100. N/A is shown where the base number of responses is less than 10 during the period. % is calculated as Quantity/Base number*100