

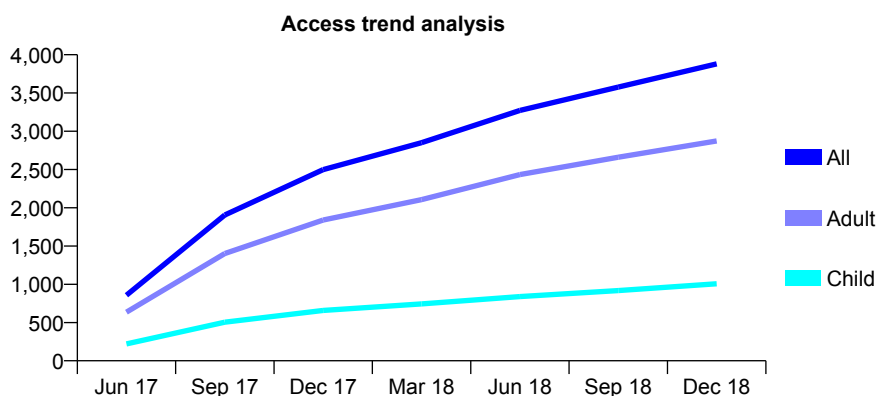
Q52 - Vital Signs At a Glance Contract Report for 100432/0000 - December 2018

Name or company name	Great Horton DentCare Limited
Contract type name	PDS Contract
Purpose of contract	General
Contract start date	01/05/2017
Contract end date	30/04/2020

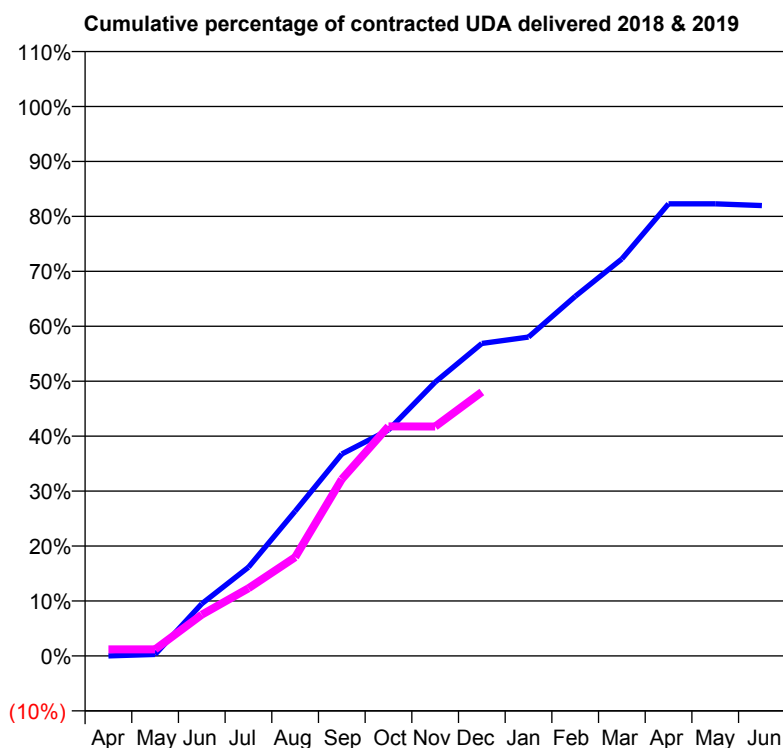
18/19 Contracted general activity (UDA)	14,166
Carry forward general activity (UDA)	0
18/19 Contracted orthodontic activity (UOA)	0
Carry forward orthodontic activity (UOA)	0
Baseline contract value	£395,021.82

ACCESS*

Patients seen in 24 months	Total	Change since previous quarter
Quarter ending December 2017	2,498	
Quarter ending March 2018	2,851	↑
Quarter ending June 2018	3,273	↑
Quarter ending September 2018	3,578	↑
Quarter ending December 2018	3,880	↑
Variance since December 2017	55.3%	↑



ACTIVITY



Month	Adjusted Scheduled Activity (UDA)	
	2018	2019
April	0	172
May	37	172
June	1,284	1,064
July	2,183	1,746
August	3,559	2,544
September	4,965	4,555
October	5,555	5,916
November	6,732	5,914
December	7,680	6,806
January	7,840	
February	8,840	
March	9,760	
April	11,112	
May	11,112	
June	11,071	

QUALITY

	Quantity	Base Number	Contract	AT	Region	England
% of FP17s for the same patient ID Re-attending within 3 months - Children	66	981	6.7%	10.2%	12.3%	11.8%
% of FP17s for the same patient ID Re-attending within 3 months - Adults	342	2,827	12.1%	13.7%	15.8%	15.6%
% of FP17s for the same patient ID Re-attending between 3 & 9 months - Children	384	981	39.1%	61.5%	60.1%	58.8%
% of FP17s for the same patient ID Re-attending between 3 & 9 months - Adults	1,337	2,827	47.3%	55.3%	53.3%	51.0%
% of FP17s for Band 1 Urgent Courses	199	3,261	6.1%	7.9%	9.0%	9.0%
% of FP17s Relating to Free Repair or Replacements	55	3,261	1.7%	0.9%	1.0%	0.8%
% of FP17s Relating to Continuations	65	3,261	2.0%	0.9%	1.0%	0.9%
% of Patients satisfied with the dentistry they have received	1	1	N/A	91.5%	93.8%	93.2%
% of Patients satisfied with the time they had to wait for an appointment	1	1	N/A	86.9%	89.4%	88.3%

* This is based on patients treated on this contract for their most recent course of treatment. Figures in italics indicate the base number of FP17s or Patient Questionnaire responses are less than 100. N/A is shown where the base number of responses is less than 10 during the period. % is calculated as Quantity/Base number*100

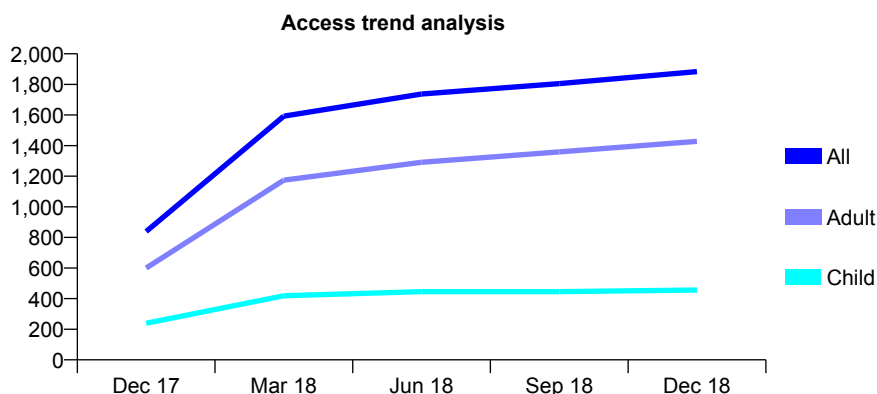
Q52 - Vital Signs At a Glance Contract Report for 100490/0000 - December 2018

Name or company name	Mr Imtiaz Khajwal
Contract type name	GDS Contract
Purpose of contract	General
Contract start date	01/09/2017
Contract end date	

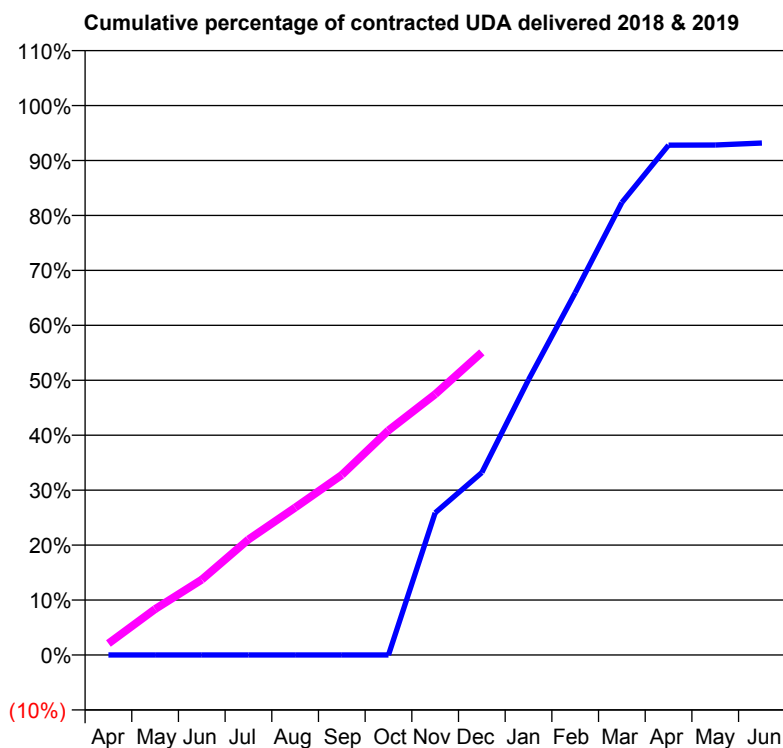
18/19 Contracted general activity (UDA)	6,899
Carry forward general activity (UDA)	0
18/19 Contracted orthodontic activity (UOA)	0
Carry forward orthodontic activity (UOA)	0
Baseline contract value	£200,929.87

ACCESS*

Patients seen in 24 months	Total	Change since previous quarter
Quarter ending December 2017	839	
Quarter ending March 2018	1,593	↑
Quarter ending June 2018	1,737	↑
Quarter ending September 2018	1,805	↑
Quarter ending December 2018	1,884	↑
Variance since December 2017	124.6%	↑



ACTIVITY



Month	Adjusted Scheduled Activity (UDA)	
	2018	2019
April	0	145
May	0	577
June	0	946
July	0	1,451
August	0	1,850
September	0	2,262
October	0	2,820
November	1,042	3,275
December	1,337	3,799
January	2,016	
February	2,652	
March	3,314	
April	3,734	
May	3,735	
June	3,749	

QUALITY

	Quantity	Base Number	Contract	AT	Region	England
% of FP17s for the same patient ID Re-attending within 3 months - Children	37	617	6.0%	10.2%	12.3%	11.8%
% of FP17s for the same patient ID Re-attending within 3 months - Adults	174	1,726	10.1%	13.7%	15.8%	15.6%
% of FP17s for the same patient ID Re-attending between 3 & 9 months - Children	408	617	66.1%	61.5%	60.1%	58.8%
% of FP17s for the same patient ID Re-attending between 3 & 9 months - Adults	1,058	1,726	61.3%	55.3%	53.3%	51.0%
% of FP17s for Band 1 Urgent Courses	92	2,173	4.2%	7.9%	9.0%	9.0%
% of FP17s Relating to Free Repair or Replacements	8	2,173	0.4%	0.9%	1.0%	0.8%
% of FP17s Relating to Continuations	16	2,173	0.7%	0.9%	1.0%	0.9%
% of Patients satisfied with the dentistry they have received	4	4	N/A	91.5%	93.8%	93.2%
% of Patients satisfied with the time they had to wait for an appointment	4	4	N/A	86.9%	89.4%	88.3%

* This is based on patients treated on this contract for their most recent course of treatment. Figures in italics indicate the base number of FP17s or Patient Questionnaire responses are less than 100. N/A is shown where the base number of responses is less than 10 during the period. % is calculated as Quantity/Base number*100

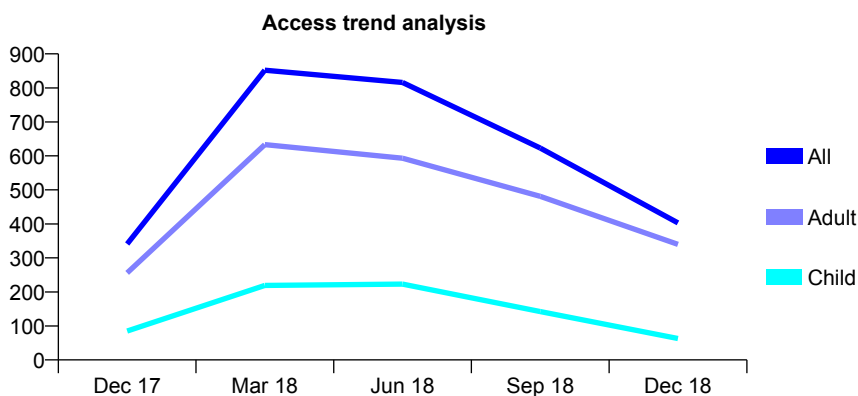
Q52 - Vital Signs At a Glance Contract Report for 100529/0000 - December 2018

Name or company name	MRS M HAMER
Contract type name	GDS Contract
Purpose of contract	General
Contract start date	01/10/2017
Contract end date	31/03/2019

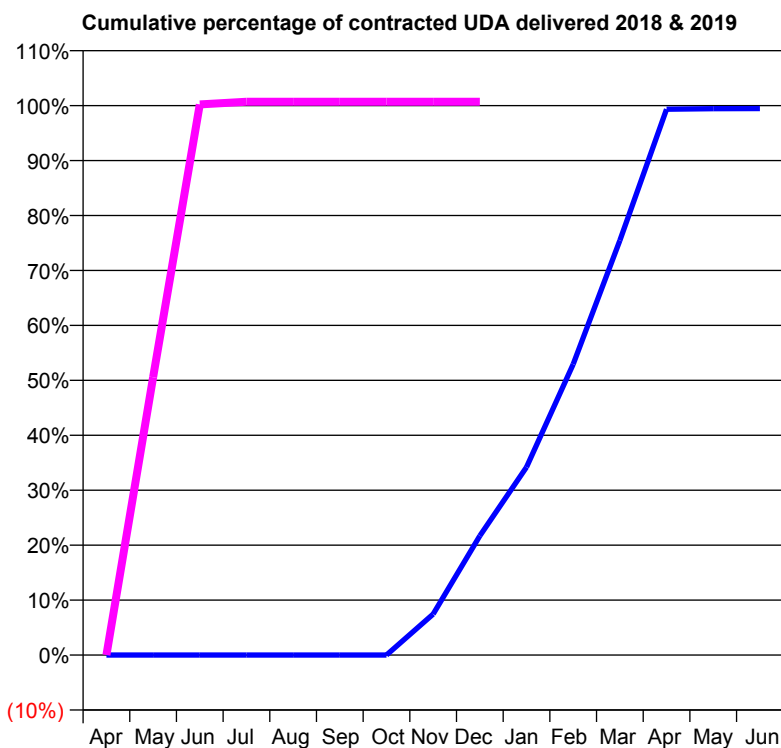
18/19 Contracted general activity (UDA)	400
Carry forward general activity (UDA)	0
18/19 Contracted orthodontic activity (UOA)	0
Carry forward orthodontic activity (UOA)	0
Baseline contract value	£11,511.03

ACCESS*

Patients seen in 24 months	Total	Change since previous quarter
Quarter ending December 2017	341	
Quarter ending March 2018	852	↑
Quarter ending June 2018	816	↓
Quarter ending September 2018	623	↓
Quarter ending December 2018	403	↓
Variance since December 2017	18.2%	↑



ACTIVITY



Month	Adjusted Scheduled Activity (UDA)	
	2018	2019
April	0	0
May	0	202
June	0	401
July	0	403
August	0	403
September	0	403
October	0	403
November	186	403
December	543	403
January	855	
February	1,323	
March	1,886	
April	2,484	
May	2,486	
June	2,487	

QUALITY

	Quantity	Base Number	Contract	AT	Region	England
% of FP17s for the same patient ID Re-attending within 3 months - Children	6	121	5.0%	10.2%	12.3%	11.8%
% of FP17s for the same patient ID Re-attending within 3 months - Adults	33	310	10.6%	13.7%	15.8%	15.6%
% of FP17s for the same patient ID Re-attending between 3 & 9 months - Children	39	121	32.2%	61.5%	60.1%	58.8%
% of FP17s for the same patient ID Re-attending between 3 & 9 months - Adults	100	310	32.3%	55.3%	53.3%	51.0%
% of FP17s for Band 1 Urgent Courses	14	203	6.9%	7.9%	9.0%	9.0%
% of FP17s Relating to Free Repair or Replacements	0	203	0.0%	0.9%	1.0%	0.8%
% of FP17s Relating to Continuations	1	203	0.5%	0.9%	1.0%	0.9%
% of Patients satisfied with the dentistry they have received	0	0	N/A	91.5%	93.8%	93.2%
% of Patients satisfied with the time they had to wait for an appointment	0	0	N/A	86.9%	89.4%	88.3%

* This is based on patients treated on this contract for their most recent course of treatment. Figures in italics indicate the base number of FP17s or Patient Questionnaire responses are less than 100. N/A is shown where the base number of responses is less than 10 during the period. % is calculated as Quantity/Base number*100

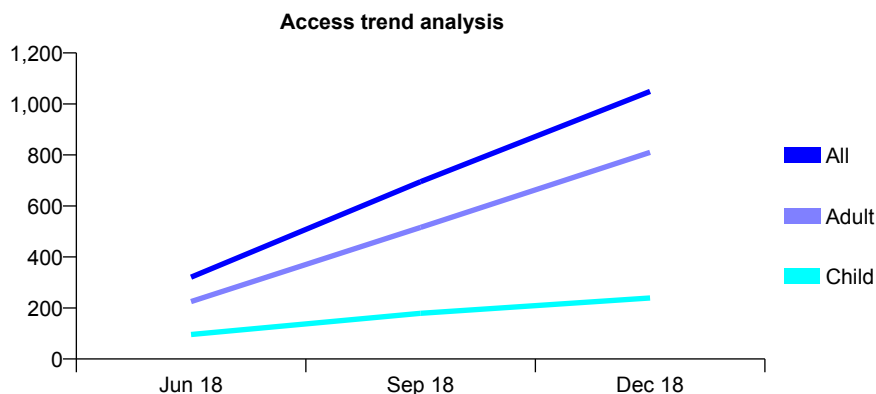
Q52 - Vital Signs At a Glance Contract Report for 100612/0000 - December 2018

Name or company name	C.J. Harker & Associates Ltd
Contract type name	PDS Contract
Purpose of contract	General
Contract start date	01/04/2018
Contract end date	31/03/2019

18/19 Contracted general activity (UDA)	6,000
Carry forward general activity (UDA)	0
18/19 Contracted orthodontic activity (UOA)	0
Carry forward orthodontic activity (UOA)	0
Baseline contract value	£172,652.64

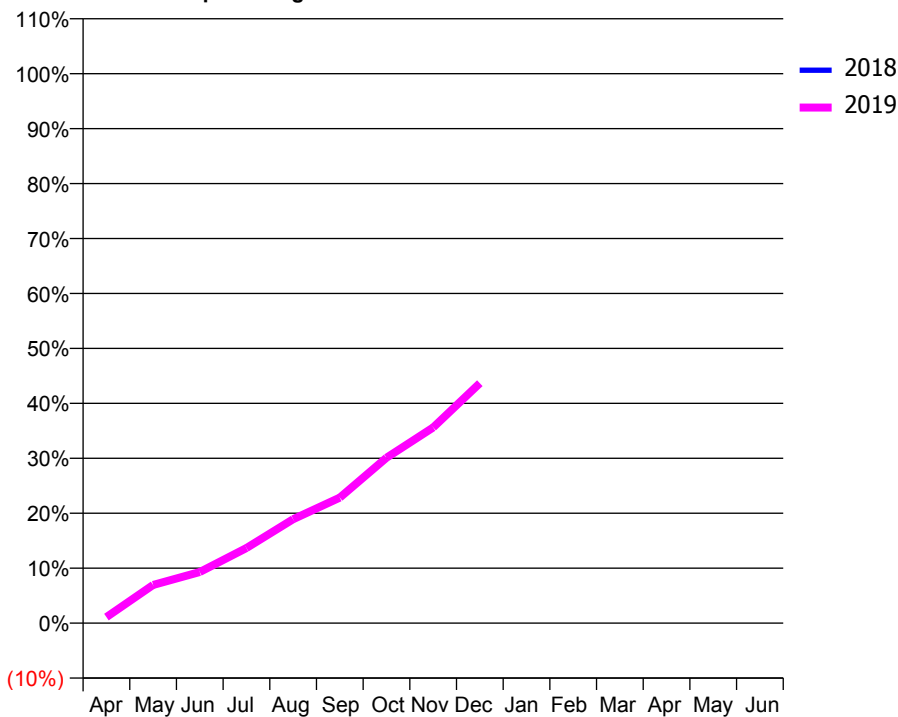
ACCESS*

Patients seen in 24 months	Total	Change since previous quarter
Quarter ending December 2017	0	
Quarter ending March 2018	0	
Quarter ending June 2018	321	↑
Quarter ending September 2018	695	↑
Quarter ending December 2018	1,049	↑
Variance since December 2017	N/A	



ACTIVITY

Cumulative percentage of contracted UDA delivered 2018 & 2019



Month	Adjusted Scheduled Activity (UDA)	
	2018	2019
April	0	66
May	0	418
June	0	559
July	0	820
August	0	1,135
September	0	1,371
October	0	1,806
November	0	2,136
December	0	2,620
January	0	
February	0	
March	0	
April	0	
May	0	
June	0	

QUALITY

	Quantity	Base Number	Contract	AT	Region	England
% of FP17s for the same patient ID Re-attending within 3 months - Children	3	322	0.9%	10.2%	12.3%	11.8%
% of FP17s for the same patient ID Re-attending within 3 months - Adults	13	925	1.4%	13.7%	15.8%	15.6%
% of FP17s for the same patient ID Re-attending between 3 & 9 months - Children	18	322	5.6%	61.5%	60.1%	58.8%
% of FP17s for the same patient ID Re-attending between 3 & 9 months - Adults	37	925	4.0%	55.3%	53.3%	51.0%
% of FP17s for Band 1 Urgent Courses	34	1,247	2.7%	7.9%	9.0%	9.0%
% of FP17s Relating to Free Repair or Replacements	2	1,247	0.2%	0.9%	1.0%	0.8%
% of FP17s Relating to Continuations	4	1,247	0.3%	0.9%	1.0%	0.9%
% of Patients satisfied with the dentistry they have received	1	1	N/A	91.5%	93.8%	93.2%
% of Patients satisfied with the time they had to wait for an appointment	1	1	N/A	86.9%	89.4%	88.3%

* This is based on patients treated on this contract for their most recent course of treatment. Figures in italics indicate the base number of FP17s or Patient Questionnaire responses are less than 100. N/A is shown where the base number of responses is less than 10 during the period. % is calculated as Quantity/Base number*100

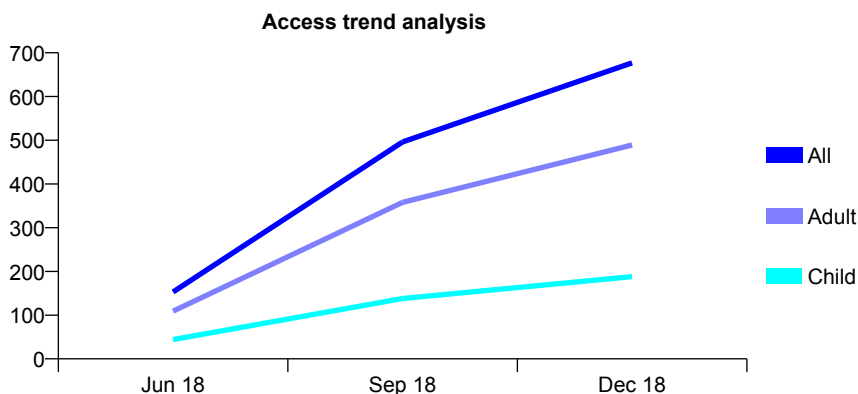
Q52 - Vital Signs At a Glance Contract Report for 100613/0000 - December 2018

Name or company name	C.J. Harker & Associates Ltd
Contract type name	PDS Contract
Purpose of contract	General
Contract start date	01/04/2018
Contract end date	31/03/2019

18/19 Contracted general activity (UDA)	2,000
Carry forward general activity (UDA)	0
18/19 Contracted orthodontic activity (UOA)	0
Carry forward orthodontic activity (UOA)	0
Baseline contract value	£57,550.88

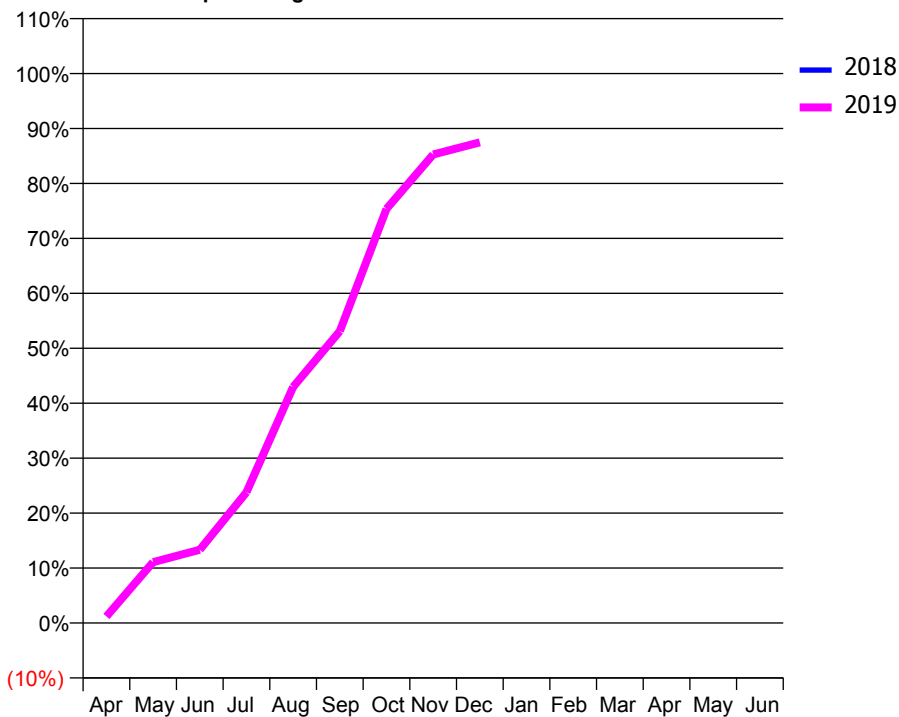
ACCESS*

Patients seen in 24 months	Total	Change since previous quarter
Quarter ending December 2017	0	
Quarter ending March 2018	0	
Quarter ending June 2018	153	↑
Quarter ending September 2018	496	↑
Quarter ending December 2018	677	↑
Variance since December 2017	N/A	



ACTIVITY

Cumulative percentage of contracted UDA delivered 2018 & 2019



Month	Adjusted Scheduled Activity (UDA)	
	2018	2019
April	0	24
May	0	221
June	0	267
July	0	476
August	0	859
September	0	1,062
October	0	1,507
November	0	1,705
December	0	1,749
January	0	
February	0	
March	0	
April	0	
May	0	
June	0	

QUALITY

	Quantity	Base Number	Contract	AT	Region	England
% of FP17s for the same patient ID Re-attending within 3 months - Children	4	220	1.8%	10.2%	12.3%	11.8%
% of FP17s for the same patient ID Re-attending within 3 months - Adults	6	575	1.0%	13.7%	15.8%	15.6%
% of FP17s for the same patient ID Re-attending between 3 & 9 months - Children	10	220	4.5%	61.5%	60.1%	58.8%
% of FP17s for the same patient ID Re-attending between 3 & 9 months - Adults	19	575	3.3%	55.3%	53.3%	51.0%
% of FP17s for Band 1 Urgent Courses	26	795	3.3%	7.9%	9.0%	9.0%
% of FP17s Relating to Free Repair or Replacements	4	795	0.5%	0.9%	1.0%	0.8%
% of FP17s Relating to Continuations	4	795	0.5%	0.9%	1.0%	0.9%
% of Patients satisfied with the dentistry they have received	0	0	N/A	91.5%	93.8%	93.2%
% of Patients satisfied with the time they had to wait for an appointment	0	0	N/A	86.9%	89.4%	88.3%

* This is based on patients treated on this contract for their most recent course of treatment. Figures in italics indicate the base number of FP17s or Patient Questionnaire responses are less than 100. N/A is shown where the base number of responses is less than 10 during the period. % is calculated as Quantity/Base number*100

Q52 - Vital Signs At a Glance Contract Report for 100756/0000 - December 2018


Name or company name	Great Horton DentCare Limited
Contract type name	PDS Contract
Purpose of contract	General
Contract start date	01/07/2018
Contract end date	31/03/2021

18/19 Contracted general activity (UDA)	2,189
Carry forward general activity (UDA)	0
18/19 Contracted orthodontic activity (UOA)	0
Carry forward orthodontic activity (UOA)	0
Baseline contract value	£61,948.70

ACCESS*

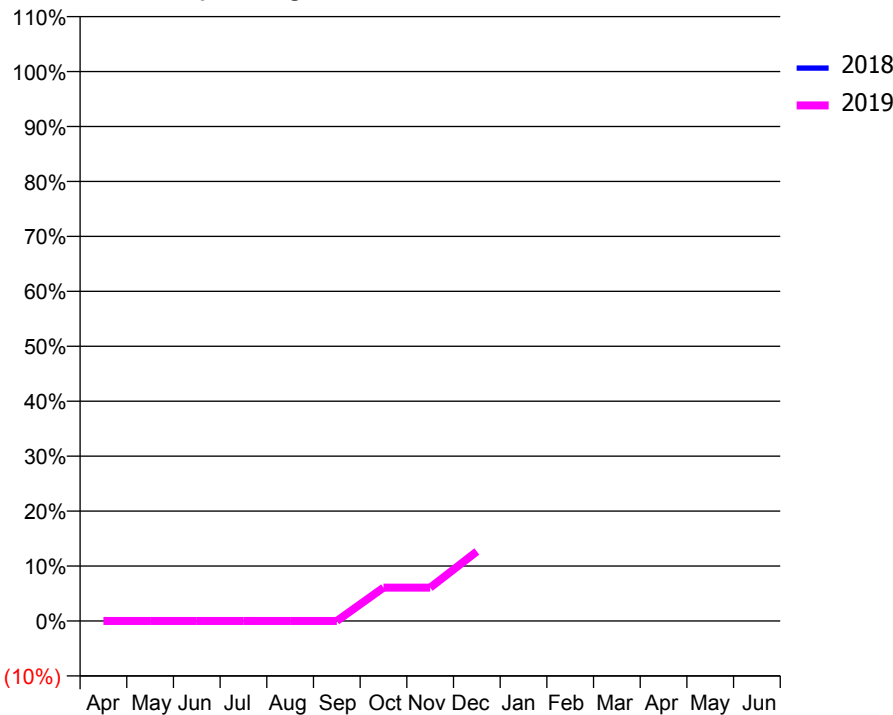
Patients seen in 24 months	Total	Change since previous quarter
Quarter ending December 2017	0	
Quarter ending March 2018	0	
Quarter ending June 2018	0	
Quarter ending September 2018	0	
Quarter ending December 2018	181	↑
Variance since December 2017	N/A	

Access trend analysis



ACTIVITY

Cumulative percentage of contracted UDA delivered 2018 & 2019



Month	Adjusted Scheduled Activity (UDA)	
	2018	2019
April	0	0
May	0	0
June	0	0
July	0	0
August	0	0
September	0	0
October	0	133
November	0	133
December	0	277
January	0	
February	0	
March	0	
April	0	
May	0	
June	0	

QUALITY

	Quantity	Base Number	Contract	AT	Region	England
% of FP17s for the same patient ID Re-attending within 3 months - Children	0	23	0.0%	10.2%	12.3%	11.8%
% of FP17s for the same patient ID Re-attending within 3 months - Adults	0	64	0.0%	13.7%	15.8%	15.6%
% of FP17s for the same patient ID Re-attending between 3 & 9 months - Children	0	23	0.0%	61.5%	60.1%	58.8%
% of FP17s for the same patient ID Re-attending between 3 & 9 months - Adults	0	64	0.0%	55.3%	53.3%	51.0%
% of FP17s for Band 1 Urgent Courses	1	87	1.1%	7.9%	9.0%	9.0%
% of FP17s Relating to Free Repair or Replacements	1	87	1.1%	0.9%	1.0%	0.8%
% of FP17s Relating to Continuations	0	87	0.0%	0.9%	1.0%	0.9%
% of Patients satisfied with the dentistry they have received	0	0	N/A	91.5%	93.8%	93.2%
% of Patients satisfied with the time they had to wait for an appointment	0	0	N/A	86.9%	89.4%	88.3%

* This is based on patients treated on this contract for their most recent course of treatment. Figures in italics indicate the base number of FP17s or Patient Questionnaire responses are less than 100. N/A is shown where the base number of responses is less than 10 during the period. % is calculated as Quantity/Base number*100

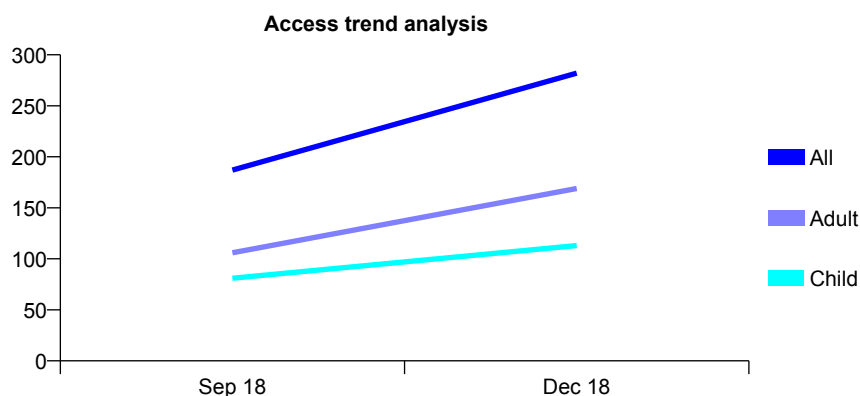
Q52 - Vital Signs At a Glance Contract Report for 100757/0000 - December 2018

Name or company name	Dentistry@ltd
Contract type name	GDS Contract
Purpose of contract	General
Contract start date	01/07/2018
Contract end date	31/03/2021

18/19 Contracted general activity (UDA)	6,778
Carry forward general activity (UDA)	0
18/19 Contracted orthodontic activity (UOA)	0
Carry forward orthodontic activity (UOA)	0
Baseline contract value	£191,817.40

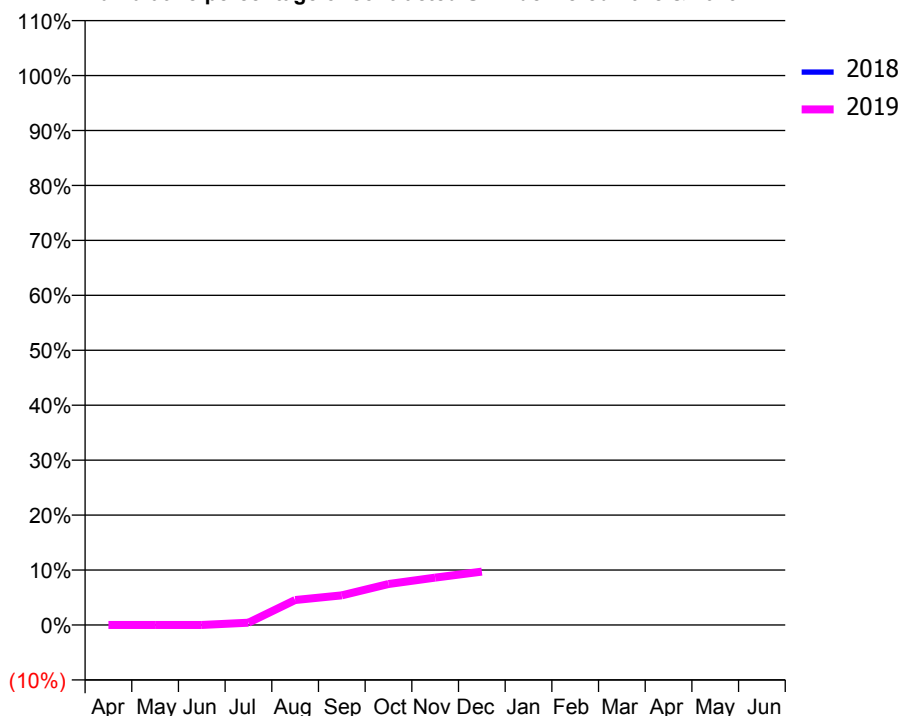
ACCESS*

Patients seen in 24 months	Total	Change since previous quarter
Quarter ending December 2017	0	
Quarter ending March 2018	0	
Quarter ending June 2018	0	
Quarter ending September 2018	187	↑
Quarter ending December 2018	282	↑
Variance since December 2017	N/A	



ACTIVITY

Cumulative percentage of contracted UDA delivered 2018 & 2019



Month	Adjusted Scheduled Activity (UDA)	
	2018	2019
April	0	0
May	0	0
June	0	0
July	0	29
August	0	308
September	0	366
October	0	505
November	0	585
December	0	659
January	0	
February	0	
March	0	
April	0	
May	0	
June	0	

QUALITY

	Quantity	Base Number	Contract	AT	Region	England
% of FP17s for the same patient ID Re-attending within 3 months - Children	1	135	0.7%	10.2%	12.3%	11.8%
% of FP17s for the same patient ID Re-attending within 3 months - Adults	3	194	1.5%	13.7%	15.8%	15.6%
% of FP17s for the same patient ID Re-attending between 3 & 9 months - Children	0	135	0.0%	61.5%	60.1%	58.8%
% of FP17s for the same patient ID Re-attending between 3 & 9 months - Adults	1	194	0.5%	55.3%	53.3%	51.0%
% of FP17s for Band 1 Urgent Courses	32	329	9.7%	7.9%	9.0%	9.0%
% of FP17s Relating to Free Repair or Replacements	5	329	1.5%	0.9%	1.0%	0.8%
% of FP17s Relating to Continuations	1	329	0.3%	0.9%	1.0%	0.9%
% of Patients satisfied with the dentistry they have received	0	0	N/A	91.5%	93.8%	93.2%
% of Patients satisfied with the time they had to wait for an appointment	0	0	N/A	86.9%	89.4%	88.3%

* This is based on patients treated on this contract for their most recent course of treatment. Figures in italics indicate the base number of FP17s or Patient Questionnaire responses are less than 100. N/A is shown where the base number of responses is less than 10 during the period. % is calculated as Quantity/Base number*100

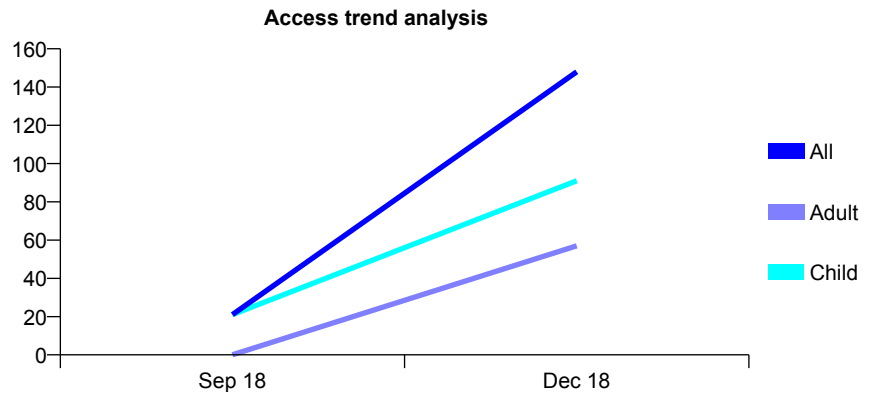
Q52 - Vital Signs At a Glance Contract Report for 100758/0000 - December 2018

Name or company name	MR O FAROOQ
Contract type name	PDS Contract
Purpose of contract	General
Contract start date	01/07/2018
Contract end date	31/03/2021

18/19 Contracted general activity (UDA)	1,069
Carry forward general activity (UDA)	0
18/19 Contracted orthodontic activity (UOA)	0
Carry forward orthodontic activity (UOA)	0
Baseline contract value	£30,252.70

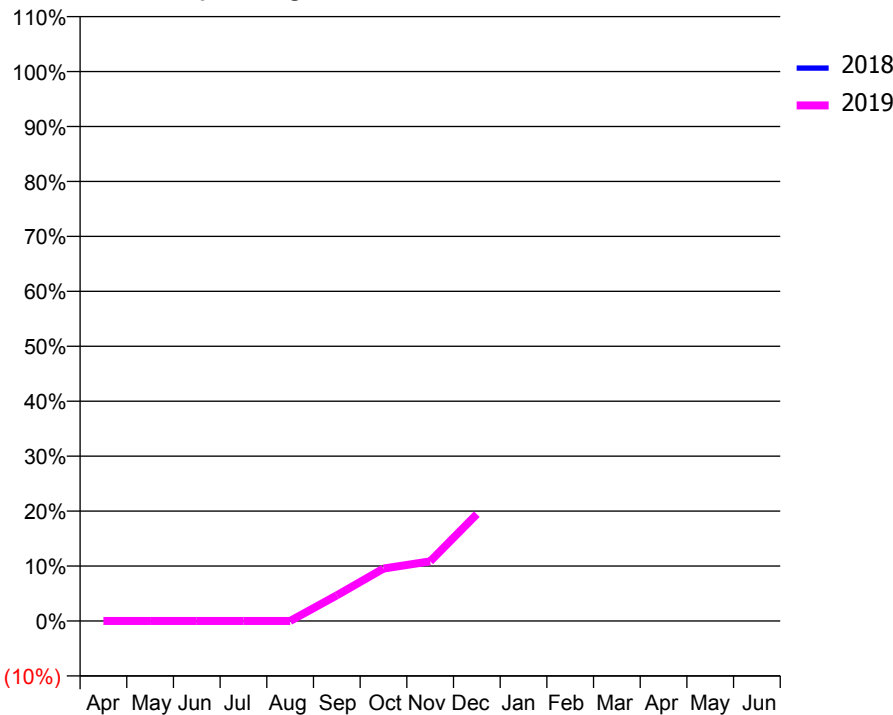
ACCESS*

Patients seen in 24 months	Total	Change since previous quarter
Quarter ending December 2017	0	
Quarter ending March 2018	0	
Quarter ending June 2018	0	
Quarter ending September 2018	21	↑
Quarter ending December 2018	148	↑
Variance since December 2017	N/A	



ACTIVITY

Cumulative percentage of contracted UDA delivered 2018 & 2019



Month	Adjusted Scheduled Activity (UDA)	
	2018	2019
April	0	0
May	0	0
June	0	0
July	0	0
August	0	0
September	0	50
October	0	102
November	0	116
December	0	208
January	0	
February	0	
March	0	
April	0	
May	0	
June	0	

QUALITY

	Quantity	Base Number	Contract	AT	Region	England
% of FP17s for the same patient ID Re-attending within 3 months - Children	0	80	0.0%	10.2%	12.3%	11.8%
% of FP17s for the same patient ID Re-attending within 3 months - Adults	0	16	0.0%	13.7%	15.8%	15.6%
% of FP17s for the same patient ID Re-attending between 3 & 9 months - Children	0	80	0.0%	61.5%	60.1%	58.8%
% of FP17s for the same patient ID Re-attending between 3 & 9 months - Adults	0	16	0.0%	55.3%	53.3%	51.0%
% of FP17s for Band 1 Urgent Courses	0	96	0.0%	7.9%	9.0%	9.0%
% of FP17s Relating to Free Repair or Replacements	0	96	0.0%	0.9%	1.0%	0.8%
% of FP17s Relating to Continuations	0	96	0.0%	0.9%	1.0%	0.9%
% of Patients satisfied with the dentistry they have received	0	0	N/A	91.5%	93.8%	93.2%
% of Patients satisfied with the time they had to wait for an appointment	0	0	N/A	86.9%	89.4%	88.3%

* This is based on patients treated on this contract for their most recent course of treatment. Figures in italics indicate the base number of FP17s or Patient Questionnaire responses are less than 100. N/A is shown where the base number of responses is less than 10 during the period. % is calculated as Quantity/Base number*100

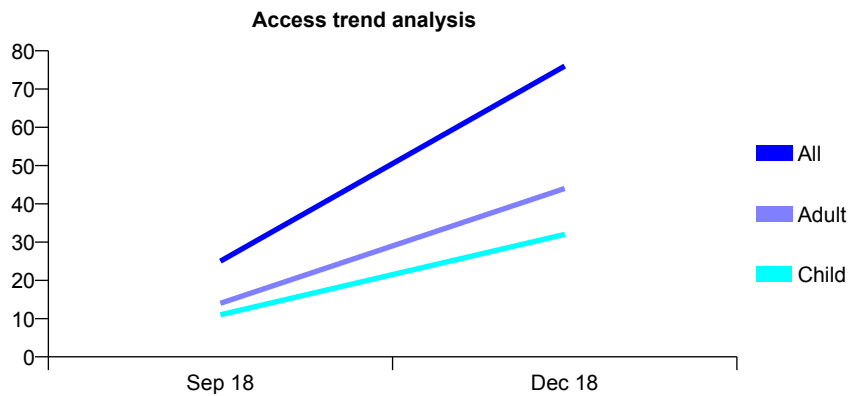
Q52 - Vital Signs At a Glance Contract Report for 100761/0000 - December 2018

Name or company name	Wakefield Road Surgery Partnership
Contract type name	GDS Contract
Purpose of contract	General
Contract start date	01/07/2018
Contract end date	31/03/2021

18/19 Contracted general activity (UDA)	904
Carry forward general activity (UDA)	0
18/19 Contracted orthodontic activity (UOA)	0
Carry forward orthodontic activity (UOA)	0
Baseline contract value	£25,583.20

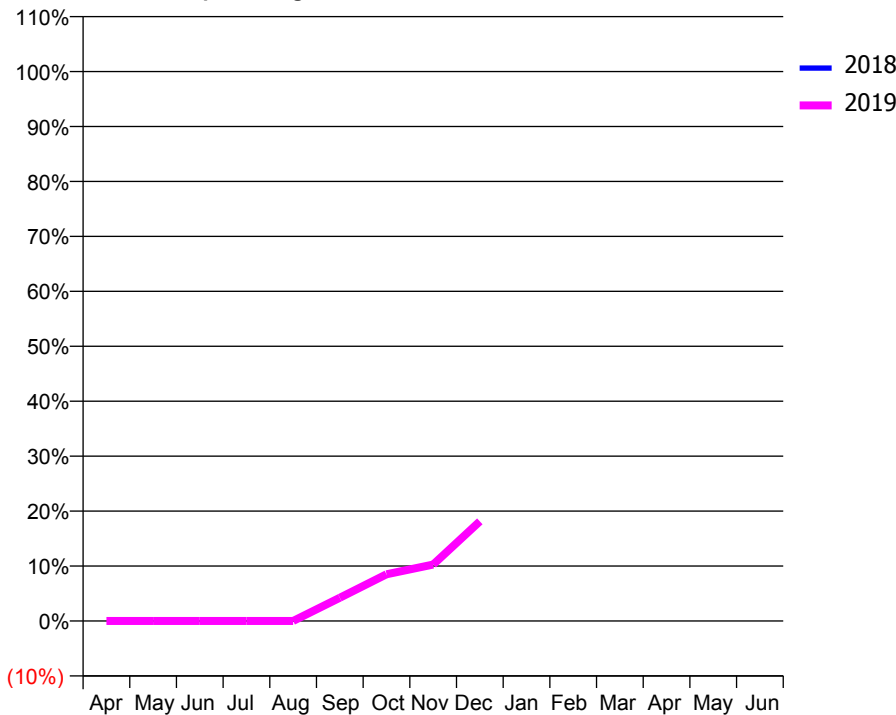
ACCESS*

Patients seen in 24 months	Total	Change since previous quarter
Quarter ending December 2017	0	
Quarter ending March 2018	0	
Quarter ending June 2018	0	
Quarter ending September 2018	25	↑
Quarter ending December 2018	76	↑
Variance since December 2017	N/A	



ACTIVITY

Cumulative percentage of contracted UDA delivered 2018 & 2019



Month	Adjusted Scheduled Activity (UDA)	
	2018	2019
April	0	0
May	0	0
June	0	0
July	0	0
August	0	0
September	0	38
October	0	77
November	0	93
December	0	164
January	0	
February	0	
March	0	
April	0	
May	0	
June	0	

QUALITY

	Quantity	Base Number	Contract	AT	Region	England
% of FP17s for the same patient ID Re-attending within 3 months - Children	0	32	0.0%	10.2%	12.3%	11.8%
% of FP17s for the same patient ID Re-attending within 3 months - Adults	0	48	0.0%	13.7%	15.8%	15.6%
% of FP17s for the same patient ID Re-attending between 3 & 9 months - Children	0	32	0.0%	61.5%	60.1%	58.8%
% of FP17s for the same patient ID Re-attending between 3 & 9 months - Adults	1	48	2.1%	55.3%	53.3%	51.0%
% of FP17s for Band 1 Urgent Courses	5	80	6.3%	7.9%	9.0%	9.0%
% of FP17s Relating to Free Repair or Replacements	0	80	0.0%	0.9%	1.0%	0.8%
% of FP17s Relating to Continuations	0	80	0.0%	0.9%	1.0%	0.9%
% of Patients satisfied with the dentistry they have received	0	0	N/A	91.5%	93.8%	93.2%
% of Patients satisfied with the time they had to wait for an appointment	0	0	N/A	86.9%	89.4%	88.3%

* This is based on patients treated on this contract for their most recent course of treatment. Figures in italics indicate the base number of FP17s or Patient Questionnaire responses are less than 100. N/A is shown where the base number of responses is less than 10 during the period. % is calculated as Quantity/Base number*100

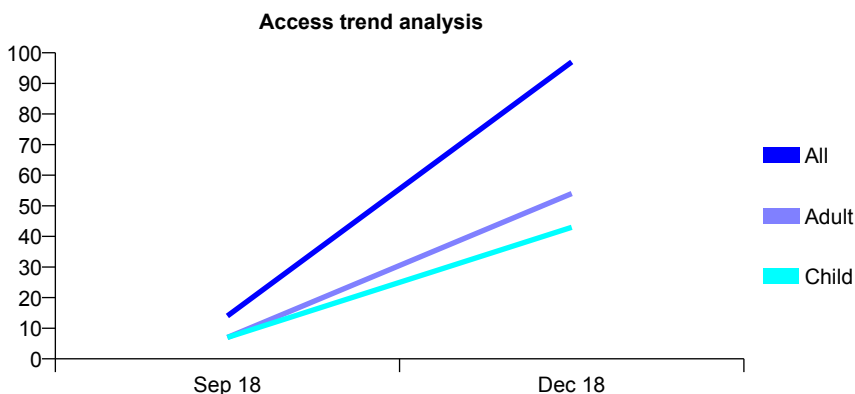
Q52 - Vital Signs At a Glance Contract Report for 100762/0000 - December 2018

Name or company name	Mistry & Powar
Contract type name	GDS Contract
Purpose of contract	General
Contract start date	01/07/2018
Contract end date	31/03/2021

18/19 Contracted general activity (UDA)	1,063
Carry forward general activity (UDA)	0
18/19 Contracted orthodontic activity (UOA)	0
Carry forward orthodontic activity (UOA)	0
Baseline contract value	£30,082.90

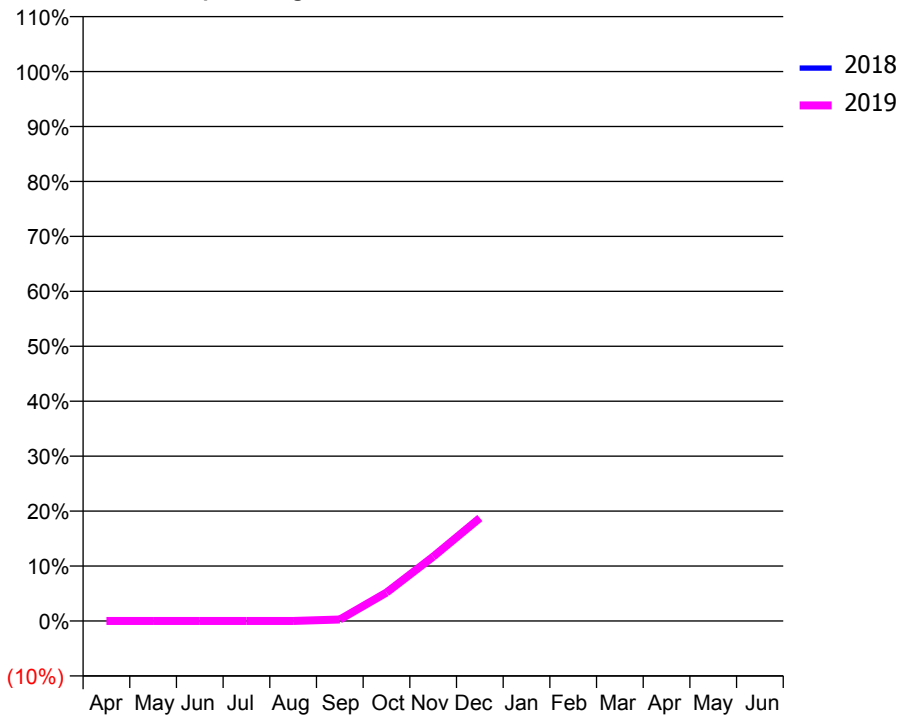
ACCESS*

Patients seen in 24 months	Total	Change since previous quarter
Quarter ending December 2017	0	
Quarter ending March 2018	0	
Quarter ending June 2018	0	
Quarter ending September 2018	14	↑
Quarter ending December 2018	97	↑
Variance since December 2017	N/A	



ACTIVITY

Cumulative percentage of contracted UDA delivered 2018 & 2019



Month	Adjusted Scheduled Activity (UDA)	
	2018	2019
April	0	0
May	0	0
June	0	0
July	0	0
August	0	0
September	0	3
October	0	55
November	0	124
December	0	199
January	0	
February	0	
March	0	
April	0	
May	0	
June	0	

QUALITY

	Quantity	Base Number	Contract	AT	Region	England
% of FP17s for the same patient ID Re-attending within 3 months - Children	0	44	0.0%	10.2%	12.3%	11.8%
% of FP17s for the same patient ID Re-attending within 3 months - Adults	0	57	0.0%	13.7%	15.8%	15.6%
% of FP17s for the same patient ID Re-attending between 3 & 9 months - Children	0	44	0.0%	61.5%	60.1%	58.8%
% of FP17s for the same patient ID Re-attending between 3 & 9 months - Adults	0	57	0.0%	55.3%	53.3%	51.0%
% of FP17s for Band 1 Urgent Courses	2	101	2.0%	7.9%	9.0%	9.0%
% of FP17s Relating to Free Repair or Replacements	0	101	0.0%	0.9%	1.0%	0.8%
% of FP17s Relating to Continuations	0	101	0.0%	0.9%	1.0%	0.9%
% of Patients satisfied with the dentistry they have received	0	0	N/A	91.5%	93.8%	93.2%
% of Patients satisfied with the time they had to wait for an appointment	0	0	N/A	86.9%	89.4%	88.3%

* This is based on patients treated on this contract for their most recent course of treatment. Figures in italics indicate the base number of FP17s or Patient Questionnaire responses are less than 100. N/A is shown where the base number of responses is less than 10 during the period. % is calculated as Quantity/Base number*100

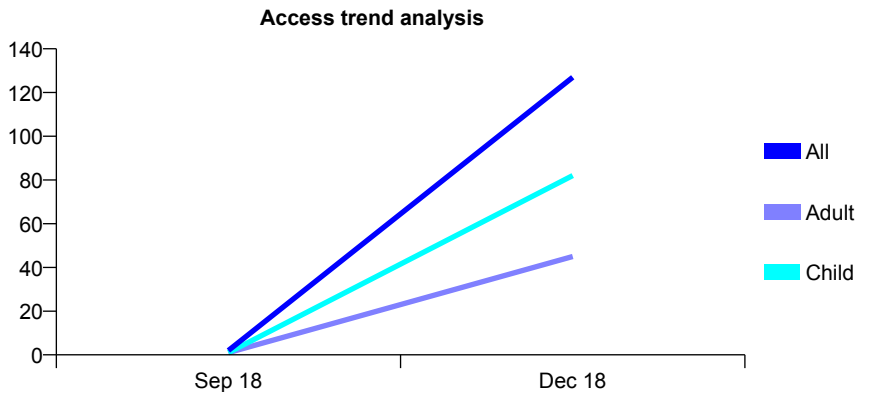
Q52 - Vital Signs At a Glance Contract Report for 100763/0000 - December 2018

Name or company name	MR A HUSSAIN
Contract type name	GDS Contract
Purpose of contract	General
Contract start date	01/07/2018
Contract end date	31/03/2021

18/19 Contracted general activity (UDA)	430
Carry forward general activity (UDA)	0
18/19 Contracted orthodontic activity (UOA)	0
Carry forward orthodontic activity (UOA)	0
Baseline contract value	£12,169.00

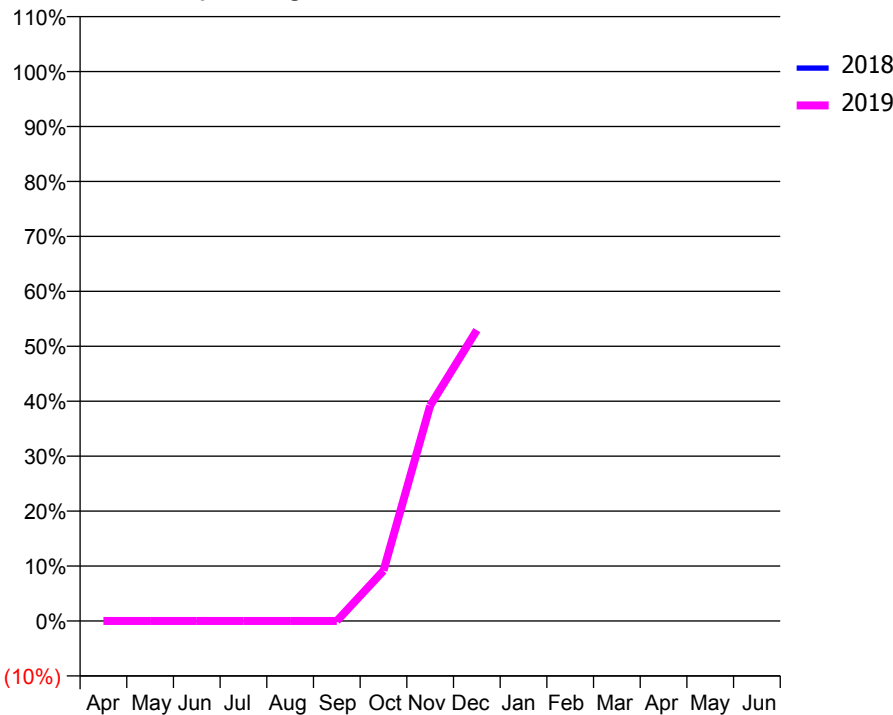
ACCESS*

Patients seen in 24 months	Total	Change since previous quarter
Quarter ending December 2017	0	
Quarter ending March 2018	0	
Quarter ending June 2018	0	
Quarter ending September 2018	2	↑
Quarter ending December 2018	127	↑
Variance since December 2017	N/A	



ACTIVITY

Cumulative percentage of contracted UDA delivered 2018 & 2019



Month	Adjusted Scheduled Activity (UDA)	
	2018	2019
April	0	0
May	0	0
June	0	0
July	0	0
August	0	0
September	0	0
October	0	39
November	0	169
December	0	228
January	0	
February	0	
March	0	
April	0	
May	0	
June	0	

QUALITY

	Quantity	Base Number	Contract	AT	Region	England
% of FP17s for the same patient ID Re-attending within 3 months - Children	4	88	4.5%	10.2%	12.3%	11.8%
% of FP17s for the same patient ID Re-attending within 3 months - Adults	0	40	0.0%	13.7%	15.8%	15.6%
% of FP17s for the same patient ID Re-attending between 3 & 9 months - Children	0	88	0.0%	61.5%	60.1%	58.8%
% of FP17s for the same patient ID Re-attending between 3 & 9 months - Adults	0	40	0.0%	55.3%	53.3%	51.0%
% of FP17s for Band 1 Urgent Courses	3	128	2.3%	7.9%	9.0%	9.0%
% of FP17s Relating to Free Repair or Replacements	0	128	0.0%	0.9%	1.0%	0.8%
% of FP17s Relating to Continuations	1	128	0.8%	0.9%	1.0%	0.9%
% of Patients satisfied with the dentistry they have received	0	0	N/A	91.5%	93.8%	93.2%
% of Patients satisfied with the time they had to wait for an appointment	0	0	N/A	86.9%	89.4%	88.3%

* This is based on patients treated on this contract for their most recent course of treatment. Figures in italics indicate the base number of FP17s or Patient Questionnaire responses are less than 100. N/A is shown where the base number of responses is less than 10 during the period. % is calculated as Quantity/Base number*100

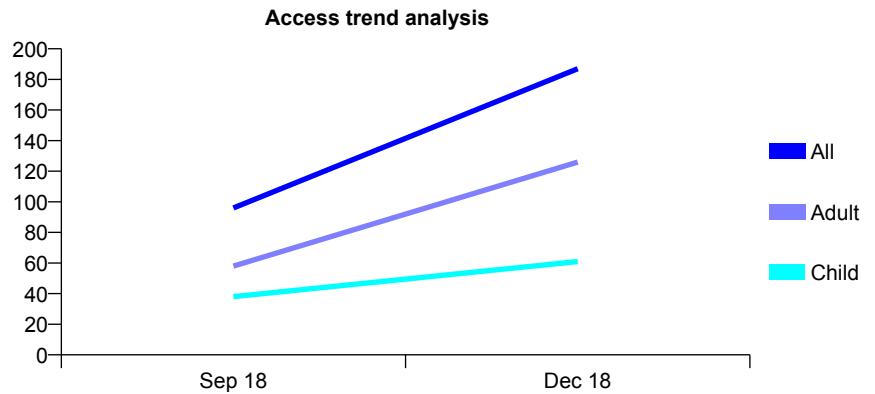
Q52 - Vital Signs At a Glance Contract Report for 100764/0000 - December 2018

Name or company name	MR RB LAD
Contract type name	GDS Contract
Purpose of contract	General
Contract start date	07/07/2018
Contract end date	31/03/2021

18/19 Contracted general activity (UDA)	1,041
Carry forward general activity (UDA)	0
18/19 Contracted orthodontic activity (UOA)	0
Carry forward orthodontic activity (UOA)	0
Baseline contract value	£29,460.30

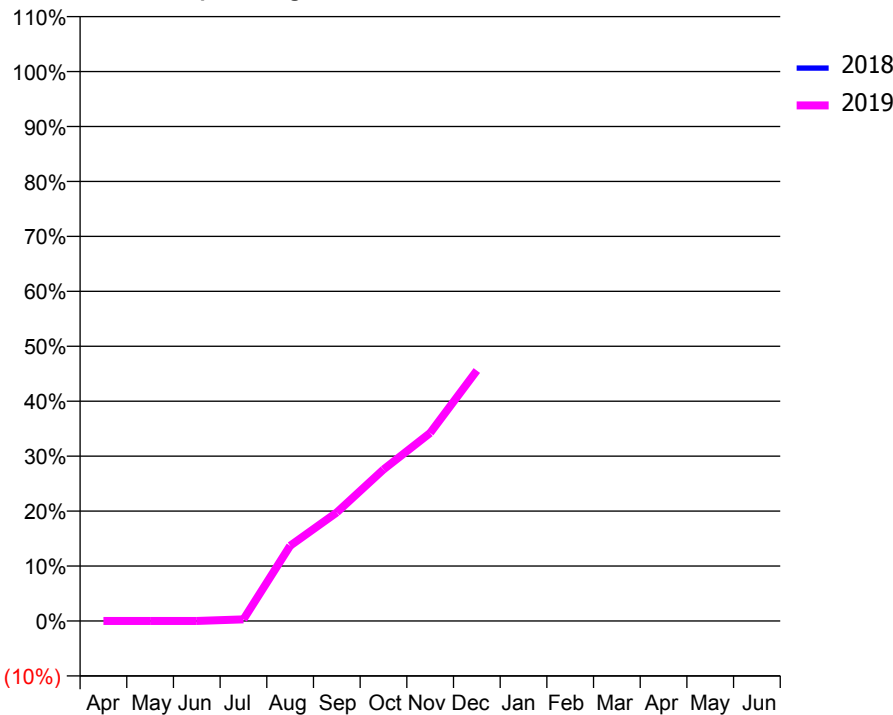
ACCESS*

Patients seen in 24 months	Total	Change since previous quarter
Quarter ending December 2017	0	
Quarter ending March 2018	0	
Quarter ending June 2018	0	
Quarter ending September 2018	96	↑
Quarter ending December 2018	187	↑
Variance since December 2017	N/A	



ACTIVITY

Cumulative percentage of contracted UDA delivered 2018 & 2019



Month	Adjusted Scheduled Activity (UDA)	
	2018	2019
April	0	0
May	0	0
June	0	0
July	0	3
August	0	143
September	0	206
October	0	287
November	0	356
December	0	475
January	0	
February	0	
March	0	
April	0	
May	0	
June	0	

QUALITY

	Quantity	Base Number	Contract	AT	Region	England
% of FP17s for the same patient ID Re-attending within 3 months - Children	0	64	0.0%	10.2%	12.3%	11.8%
% of FP17s for the same patient ID Re-attending within 3 months - Adults	1	128	0.8%	13.7%	15.8%	15.6%
% of FP17s for the same patient ID Re-attending between 3 & 9 months - Children	1	64	1.6%	61.5%	60.1%	58.8%
% of FP17s for the same patient ID Re-attending between 3 & 9 months - Adults	0	128	0.0%	55.3%	53.3%	51.0%
% of FP17s for Band 1 Urgent Courses	8	192	4.2%	7.9%	9.0%	9.0%
% of FP17s Relating to Free Repair or Replacements	0	192	0.0%	0.9%	1.0%	0.8%
% of FP17s Relating to Continuations	0	192	0.0%	0.9%	1.0%	0.9%
% of Patients satisfied with the dentistry they have received	0	0	N/A	91.5%	93.8%	93.2%
% of Patients satisfied with the time they had to wait for an appointment	0	0	N/A	86.9%	89.4%	88.3%

* This is based on patients treated on this contract for their most recent course of treatment. Figures in italics indicate the base number of FP17s or Patient Questionnaire responses are less than 100. N/A is shown where the base number of responses is less than 10 during the period. % is calculated as Quantity/Base number*100

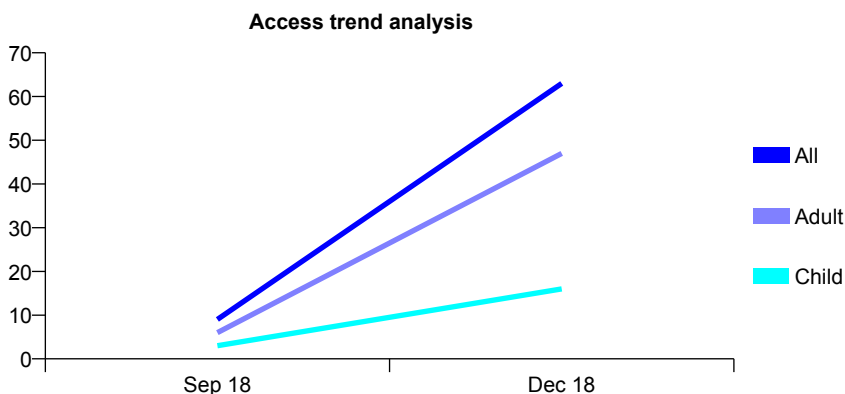
Q52 - Vital Signs At a Glance Contract Report for 100765/0000 - December 2018

Name or company name	Wood Dental Ltd
Contract type name	GDS Contract
Purpose of contract	General
Contract start date	01/07/2018
Contract end date	31/03/2021

18/19 Contracted general activity (UDA)	2,495
Carry forward general activity (UDA)	0
18/19 Contracted orthodontic activity (UOA)	0
Carry forward orthodontic activity (UOA)	0
Baseline contract value	£70,608.50

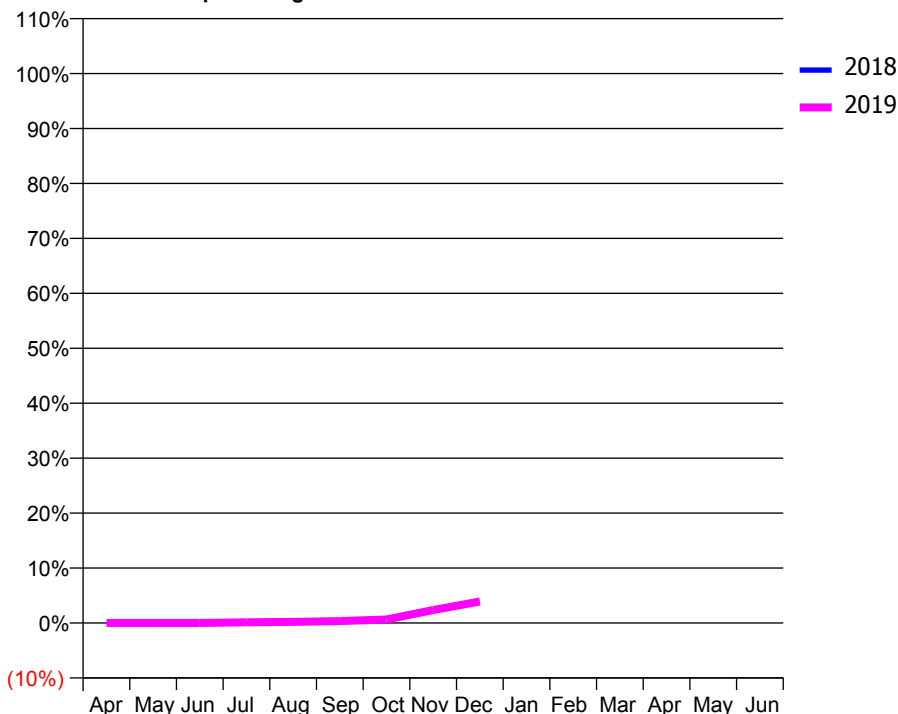
ACCESS*

Patients seen in 24 months	Total	Change since previous quarter
Quarter ending December 2017	0	
Quarter ending March 2018	0	
Quarter ending June 2018	0	
Quarter ending September 2018	9	↑
Quarter ending December 2018	63	↑
Variance since December 2017	N/A	



ACTIVITY

Cumulative percentage of contracted UDA delivered 2018 & 2019



Month	Adjusted Scheduled Activity (UDA)	
	2018	2019
April	0	0
May	0	0
June	0	0
July	0	3
August	0	5
September	0	9
October	0	16
November	0	59
December	0	98
January	0	
February	0	
March	0	
April	0	
May	0	
June	0	

QUALITY

	Quantity	Base Number	Contract	AT	Region	England
% of FP17s for the same patient ID Re-attending within 3 months - Children	0	16	0.0%	10.2%	12.3%	11.8%
% of FP17s for the same patient ID Re-attending within 3 months - Adults	0	48	0.0%	13.7%	15.8%	15.6%
% of FP17s for the same patient ID Re-attending between 3 & 9 months - Children	0	16	0.0%	61.5%	60.1%	58.8%
% of FP17s for the same patient ID Re-attending between 3 & 9 months - Adults	0	48	0.0%	55.3%	53.3%	51.0%
% of FP17s for Band 1 Urgent Courses	5	64	7.8%	7.9%	9.0%	9.0%
% of FP17s Relating to Free Repair or Replacements	0	64	0.0%	0.9%	1.0%	0.8%
% of FP17s Relating to Continuations	0	64	0.0%	0.9%	1.0%	0.9%
% of Patients satisfied with the dentistry they have received	0	0	N/A	91.5%	93.8%	93.2%
% of Patients satisfied with the time they had to wait for an appointment	0	0	N/A	86.9%	89.4%	88.3%

* This is based on patients treated on this contract for their most recent course of treatment. Figures in italics indicate the base number of FP17s or Patient Questionnaire responses are less than 100. N/A is shown where the base number of responses is less than 10 during the period. % is calculated as Quantity/Base number*100

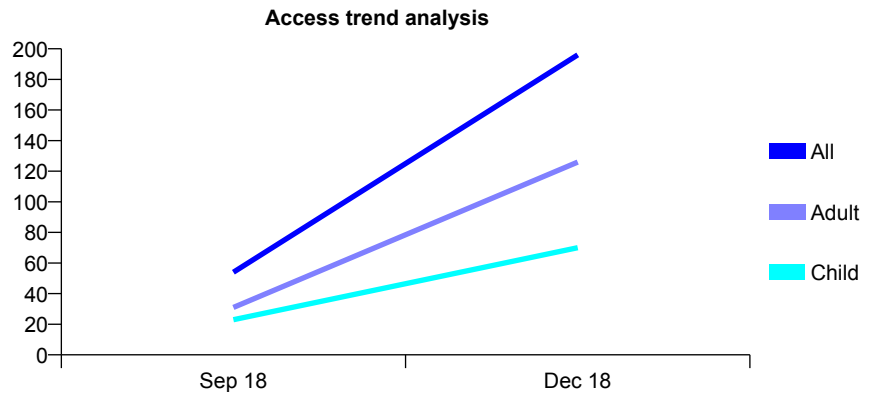
Q52 - Vital Signs At a Glance Contract Report for 100766/0000 - December 2018

Name or company name	Majid, Elia & O'Donovan
Contract type name	GDS Contract
Purpose of contract	General
Contract start date	01/08/2018
Contract end date	31/03/2021

18/19 Contracted general activity (UDA)	1,091
Carry forward general activity (UDA)	0
18/19 Contracted orthodontic activity (UOA)	0
Carry forward orthodontic activity (UOA)	0
Baseline contract value	£30,875.30

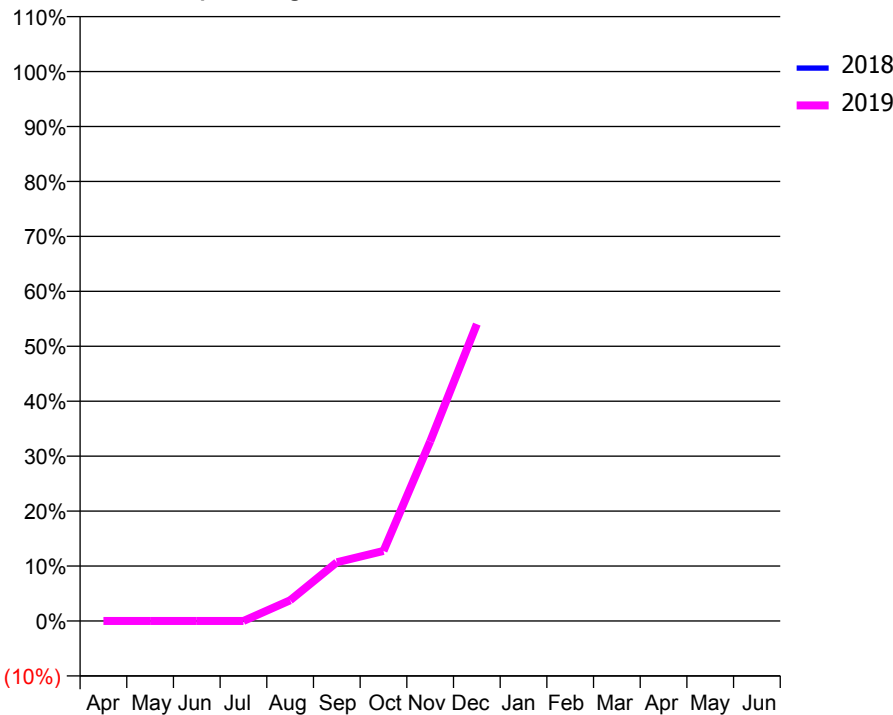
ACCESS*

Patients seen in 24 months	Total	Change since previous quarter
Quarter ending December 2017	0	
Quarter ending March 2018	0	
Quarter ending June 2018	0	
Quarter ending September 2018	54	↑
Quarter ending December 2018	196	↑
Variance since December 2017	N/A	



ACTIVITY

Cumulative percentage of contracted UDA delivered 2018 & 2019



Month	Adjusted Scheduled Activity (UDA)	
	2018	2019
April	0	0
May	0	0
June	0	0
July	0	0
August	0	41
September	0	117
October	0	139
November	0	356
December	0	589
January	0	
February	0	
March	0	
April	0	
May	0	
June	0	

QUALITY

	Quantity	Base Number	Contract	AT	Region	England
% of FP17s for the same patient ID Re-attending within 3 months - Children	2	76	2.6%	10.2%	12.3%	11.8%
% of FP17s for the same patient ID Re-attending within 3 months - Adults	5	145	3.4%	13.7%	15.8%	15.6%
% of FP17s for the same patient ID Re-attending between 3 & 9 months - Children	0	76	0.0%	61.5%	60.1%	58.8%
% of FP17s for the same patient ID Re-attending between 3 & 9 months - Adults	1	145	0.7%	55.3%	53.3%	51.0%
% of FP17s for Band 1 Urgent Courses	12	221	5.4%	7.9%	9.0%	9.0%
% of FP17s Relating to Free Repair or Replacements	0	221	0.0%	0.9%	1.0%	0.8%
% of FP17s Relating to Continuations	2	221	0.9%	0.9%	1.0%	0.9%
% of Patients satisfied with the dentistry they have received	0	0	N/A	91.5%	93.8%	93.2%
% of Patients satisfied with the time they had to wait for an appointment	0	0	N/A	86.9%	89.4%	88.3%

* This is based on patients treated on this contract for their most recent course of treatment. Figures in italics indicate the base number of FP17s or Patient Questionnaire responses are less than 100. N/A is shown where the base number of responses is less than 10 during the period. % is calculated as Quantity/Base number*100

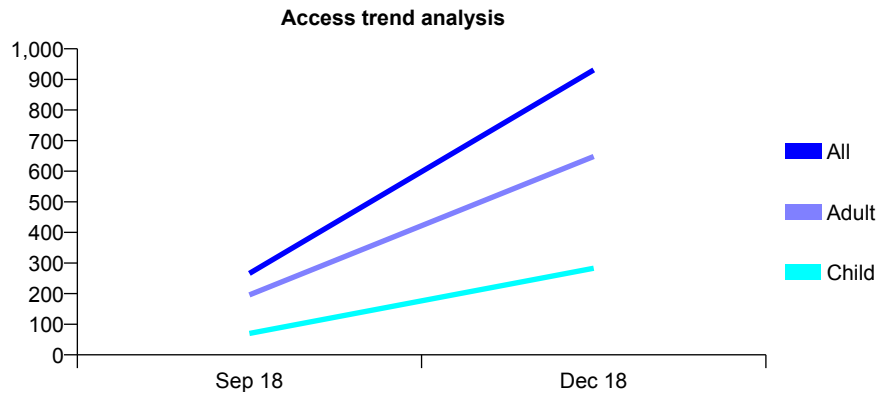
Q52 - Vital Signs At a Glance Contract Report for 100768/0000 - December 2018

Name or company name	Genix Healthcare Ltd
Contract type name	GDS Contract
Purpose of contract	General
Contract start date	01/07/2018
Contract end date	31/03/2021

18/19 Contracted general activity (UDA)	9,660
Carry forward general activity (UDA)	0
18/19 Contracted orthodontic activity (UOA)	0
Carry forward orthodontic activity (UOA)	0
Baseline contract value	£273,378.00

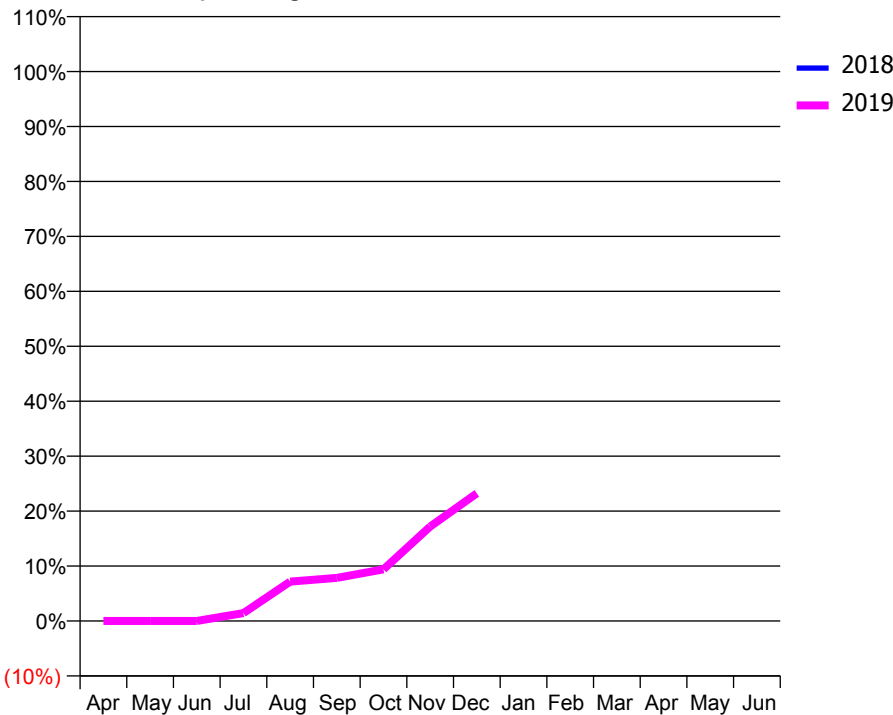
ACCESS*

Patients seen in 24 months	Total	Change since previous quarter
Quarter ending December 2017	0	
Quarter ending March 2018	0	
Quarter ending June 2018	0	
Quarter ending September 2018	266	↑
Quarter ending December 2018	931	↑
Variance since December 2017	N/A	



ACTIVITY

Cumulative percentage of contracted UDA delivered 2018 & 2019



Month	Adjusted Scheduled Activity (UDA)	
	2018	2019
April	0	0
May	0	0
June	0	0
July	0	139
August	0	692
September	0	759
October	0	909
November	0	1,660
December	0	2,245
January	0	
February	0	
March	0	
April	0	
May	0	
June	0	

QUALITY

	Quantity	Base Number	Contract	AT	Region	England
% of FP17s for the same patient ID Re-attending within 3 months - Children	2	269	0.7%	10.2%	12.3%	11.8%
% of FP17s for the same patient ID Re-attending within 3 months - Adults	28	658	4.3%	13.7%	15.8%	15.6%
% of FP17s for the same patient ID Re-attending between 3 & 9 months - Children	2	269	0.7%	61.5%	60.1%	58.8%
% of FP17s for the same patient ID Re-attending between 3 & 9 months - Adults	3	658	0.5%	55.3%	53.3%	51.0%
% of FP17s for Band 1 Urgent Courses	72	927	7.8%	7.9%	9.0%	9.0%
% of FP17s Relating to Free Repair or Replacements	3	927	0.3%	0.9%	1.0%	0.8%
% of FP17s Relating to Continuations	2	927	0.2%	0.9%	1.0%	0.9%
% of Patients satisfied with the dentistry they have received	0	0	N/A	91.5%	93.8%	93.2%
% of Patients satisfied with the time they had to wait for an appointment	0	0	N/A	86.9%	89.4%	88.3%

* This is based on patients treated on this contract for their most recent course of treatment. Figures in italics indicate the base number of FP17s or Patient Questionnaire responses are less than 100. N/A is shown where the base number of responses is less than 10 during the period. % is calculated as Quantity/Base number*100

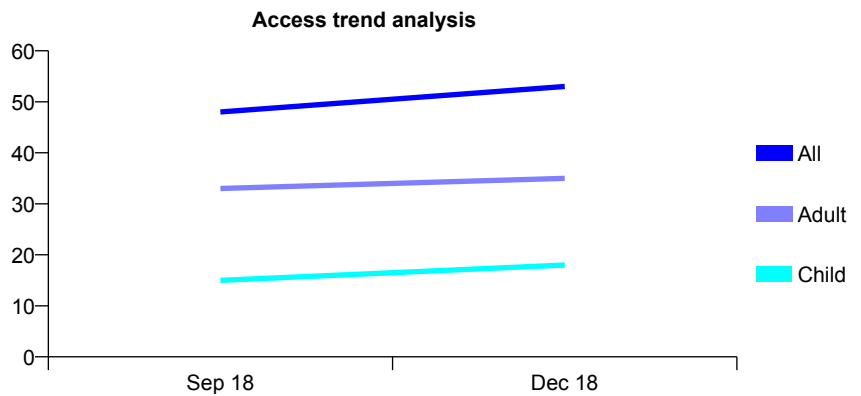
Q52 - Vital Signs At a Glance Contract Report for 100771/0000 - December 2018

Name or company name	Shaw & Associates Dental Surgeons Ltd
Contract type name	GDS Contract
Purpose of contract	General
Contract start date	01/07/2018
Contract end date	31/03/2021

18/19 Contracted general activity (UDA)	5,801
Carry forward general activity (UDA)	0
18/19 Contracted orthodontic activity (UOA)	0
Carry forward orthodontic activity (UOA)	0
Baseline contract value	£164,168.30

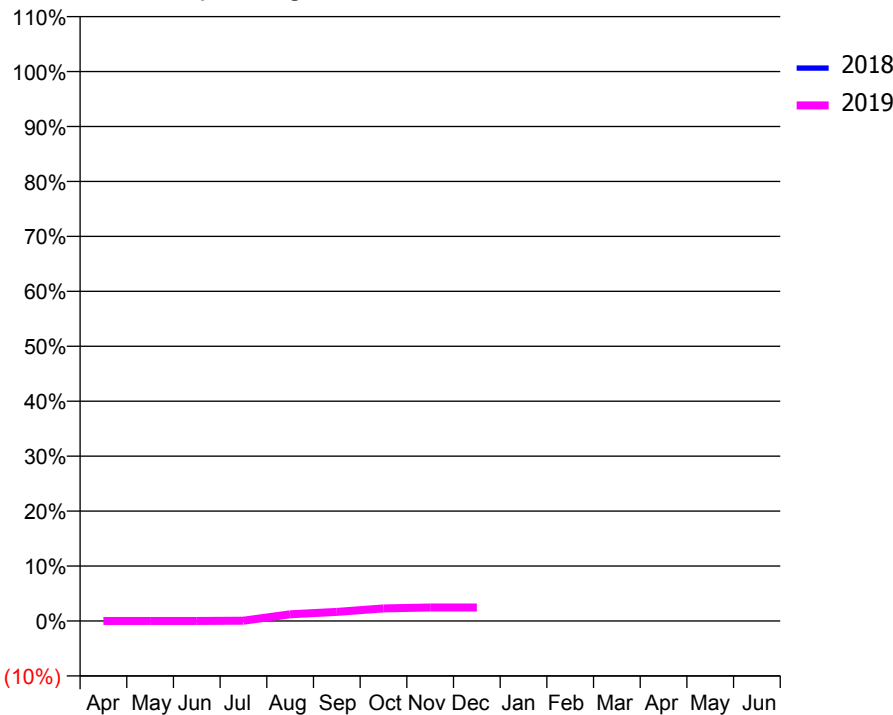
ACCESS*

Patients seen in 24 months	Total	Change since previous quarter
Quarter ending December 2017	0	
Quarter ending March 2018	0	
Quarter ending June 2018	0	
Quarter ending September 2018	48	↑
Quarter ending December 2018	53	↑
Variance since December 2017	N/A	



ACTIVITY

Cumulative percentage of contracted UDA delivered 2018 & 2019



Month	Adjusted Scheduled Activity (UDA)	
	2018	2019
April	0	0
May	0	0
June	0	0
July	0	4
August	0	71
September	0	96
October	0	133
November	0	143
December	0	143
January	0	
February	0	
March	0	
April	0	
May	0	
June	0	

QUALITY

	Quantity	Base Number	Contract	AT	Region	England
% of FP17s for the same patient ID Re-attending within 3 months - Children	0	22	0.0%	10.2%	12.3%	11.8%
% of FP17s for the same patient ID Re-attending within 3 months - Adults	0	42	0.0%	13.7%	15.8%	15.6%
% of FP17s for the same patient ID Re-attending between 3 & 9 months - Children	0	22	0.0%	61.5%	60.1%	58.8%
% of FP17s for the same patient ID Re-attending between 3 & 9 months - Adults	0	42	0.0%	55.3%	53.3%	51.0%
% of FP17s for Band 1 Urgent Courses	3	64	4.7%	7.9%	9.0%	9.0%
% of FP17s Relating to Free Repair or Replacements	0	64	0.0%	0.9%	1.0%	0.8%
% of FP17s Relating to Continuations	0	64	0.0%	0.9%	1.0%	0.9%
% of Patients satisfied with the dentistry they have received	0	0	N/A	91.5%	93.8%	93.2%
% of Patients satisfied with the time they had to wait for an appointment	0	0	N/A	86.9%	89.4%	88.3%

* This is based on patients treated on this contract for their most recent course of treatment. Figures in italics indicate the base number of FP17s or Patient Questionnaire responses are less than 100. N/A is shown where the base number of responses is less than 10 during the period. % is calculated as Quantity/Base number*100

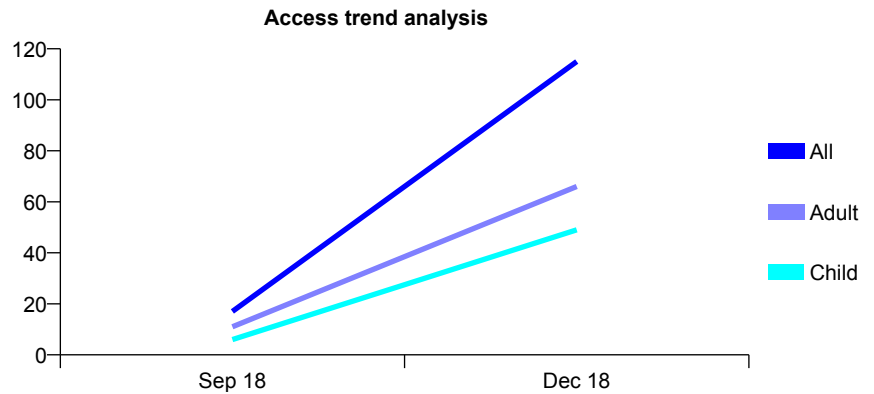
Q52 - Vital Signs At a Glance Contract Report for 100773/0000 - December 2018

Name or company name	Ripponden Dental Care Ltd
Contract type name	GDS Contract
Purpose of contract	General
Contract start date	01/07/2018
Contract end date	31/03/2021

18/19 Contracted general activity (UDA)	1,093
Carry forward general activity (UDA)	0
18/19 Contracted orthodontic activity (UOA)	0
Carry forward orthodontic activity (UOA)	0
Baseline contract value	£30,931.90

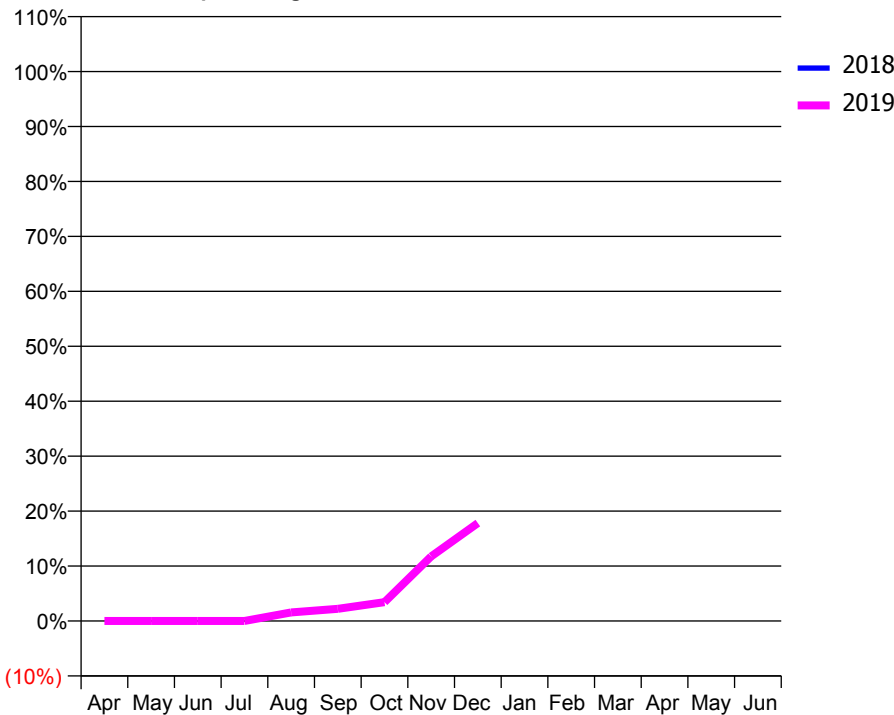
ACCESS*

Patients seen in 24 months	Total	Change since previous quarter
Quarter ending December 2017	0	
Quarter ending March 2018	0	
Quarter ending June 2018	0	
Quarter ending September 2018	17	↑
Quarter ending December 2018	115	↑
Variance since December 2017	N/A	



ACTIVITY

Cumulative percentage of contracted UDA delivered 2018 & 2019



Month	Adjusted Scheduled Activity (UDA)	
	2018	2019
April	0	0
May	0	0
June	0	0
July	0	0
August	0	17
September	0	24
October	0	37
November	0	128
December	0	195
January	0	
February	0	
March	0	
April	0	
May	0	
June	0	

QUALITY

	Quantity	Base Number	Contract	AT	Region	England
% of FP17s for the same patient ID Re-attending within 3 months - Children	0	41	0.0%	10.2%	12.3%	11.8%
% of FP17s for the same patient ID Re-attending within 3 months - Adults	0	59	0.0%	13.7%	15.8%	15.6%
% of FP17s for the same patient ID Re-attending between 3 & 9 months - Children	1	41	2.4%	61.5%	60.1%	58.8%
% of FP17s for the same patient ID Re-attending between 3 & 9 months - Adults	0	59	0.0%	55.3%	53.3%	51.0%
% of FP17s for Band 1 Urgent Courses	4	100	4.0%	7.9%	9.0%	9.0%
% of FP17s Relating to Free Repair or Replacements	0	100	0.0%	0.9%	1.0%	0.8%
% of FP17s Relating to Continuations	0	100	0.0%	0.9%	1.0%	0.9%
% of Patients satisfied with the dentistry they have received	0	0	N/A	91.5%	93.8%	93.2%
% of Patients satisfied with the time they had to wait for an appointment	0	0	N/A	86.9%	89.4%	88.3%

* This is based on patients treated on this contract for their most recent course of treatment. Figures in italics indicate the base number of FP17s or Patient Questionnaire responses are less than 100. N/A is shown where the base number of responses is less than 10 during the period. % is calculated as Quantity/Base number*100

Q52 - Vital Signs At a Glance Contract Report for 100774/0000 - December 2018


Name or company name	MR NT SALEEM
Contract type name	PDS Contract
Purpose of contract	General
Contract start date	01/07/2018
Contract end date	31/03/2021

18/19 Contracted general activity (UDA)	1,303
Carry forward general activity (UDA)	0
18/19 Contracted orthodontic activity (UOA)	0
Carry forward orthodontic activity (UOA)	0
Baseline contract value	£36,874.90

ACCESS*

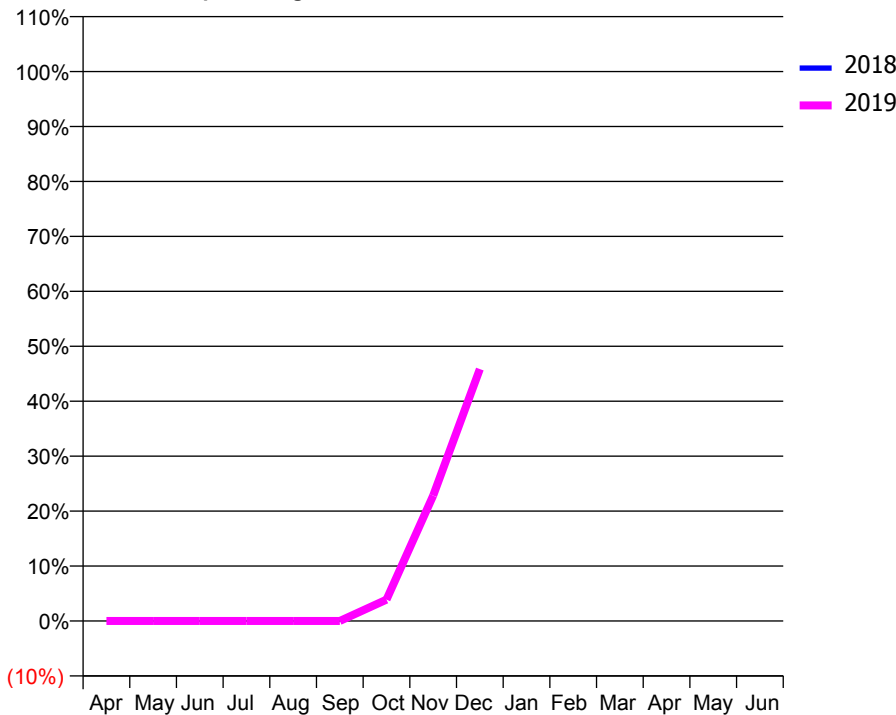
Patients seen in 24 months	Total	Change since previous quarter
Quarter ending December 2017	0	
Quarter ending March 2018	0	
Quarter ending June 2018	0	
Quarter ending September 2018	0	
Quarter ending December 2018	352	↑
Variance since December 2017	N/A	

Access trend analysis



ACTIVITY

Cumulative percentage of contracted UDA delivered 2018 & 2019



Month	Adjusted Scheduled Activity (UDA)	
	2018	2019
April	0	0
May	0	0
June	0	0
July	0	0
August	0	0
September	0	0
October	0	51
November	0	297
December	0	598
January	0	
February	0	
March	0	
April	0	
May	0	
June	0	

QUALITY

	Quantity	Base Number	Contract	AT	Region	England
% of FP17s for the same patient ID Re-attending within 3 months - Children	2	92	2.2%	10.2%	12.3%	11.8%
% of FP17s for the same patient ID Re-attending within 3 months - Adults	2	190	1.1%	13.7%	15.8%	15.6%
% of FP17s for the same patient ID Re-attending between 3 & 9 months - Children	0	92	0.0%	61.5%	60.1%	58.8%
% of FP17s for the same patient ID Re-attending between 3 & 9 months - Adults	0	190	0.0%	55.3%	53.3%	51.0%
% of FP17s for Band 1 Urgent Courses	8	282	2.8%	7.9%	9.0%	9.0%
% of FP17s Relating to Free Repair or Replacements	1	282	0.4%	0.9%	1.0%	0.8%
% of FP17s Relating to Continuations	1	282	0.4%	0.9%	1.0%	0.9%
% of Patients satisfied with the dentistry they have received	0	0	N/A	91.5%	93.8%	93.2%
% of Patients satisfied with the time they had to wait for an appointment	0	0	N/A	86.9%	89.4%	88.3%

* This is based on patients treated on this contract for their most recent course of treatment. Figures in italics indicate the base number of FP17s or Patient Questionnaire responses are less than 100. N/A is shown where the base number of responses is less than 10 during the period. % is calculated as Quantity/Base number*100

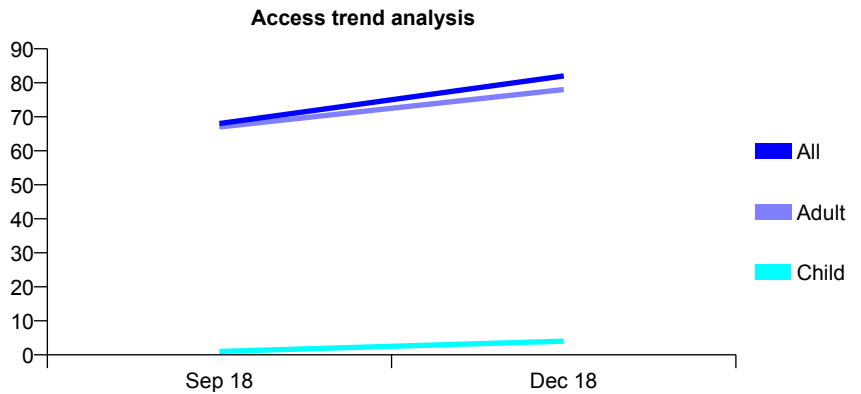
Q52 - Vital Signs At a Glance Contract Report for 100775/0000 - December 2018

Name or company name	MRS GI AUSTIN
Contract type name	GDS Contract
Purpose of contract	General
Contract start date	01/07/2018
Contract end date	31/03/2021

18/19 Contracted general activity (UDA)	449
Carry forward general activity (UDA)	0
18/19 Contracted orthodontic activity (UOA)	0
Carry forward orthodontic activity (UOA)	0
Baseline contract value	£12,706.70

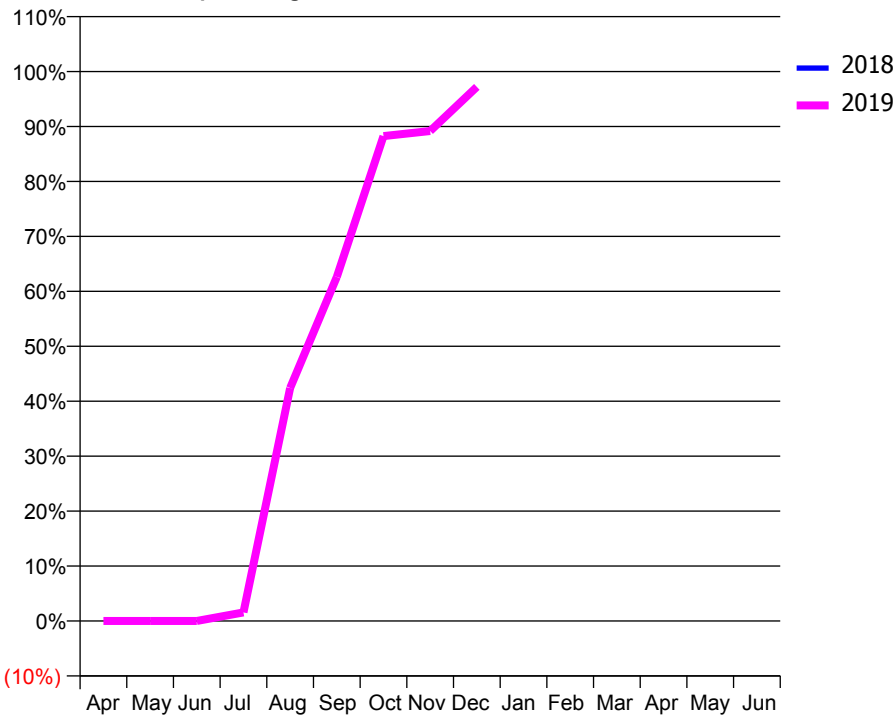
ACCESS*

Patients seen in 24 months	Total	Change since previous quarter
Quarter ending December 2017	0	
Quarter ending March 2018	0	
Quarter ending June 2018	0	
Quarter ending September 2018	68	↑
Quarter ending December 2018	82	↑
Variance since December 2017	N/A	



ACTIVITY

Cumulative percentage of contracted UDA delivered 2018 & 2019



Month	Adjusted Scheduled Activity (UDA)	
	2018	2019
April	0	0
May	0	0
June	0	0
July	0	7
August	0	190
September	0	281
October	0	396
November	0	400
December	0	436
January	0	
February	0	
March	0	
April	0	
May	0	
June	0	

QUALITY

	Quantity	Base Number	Contract	AT	Region	England
% of FP17s for the same patient ID Re-attending within 3 months - Children	0	5	0.0%	10.2%	12.3%	11.8%
% of FP17s for the same patient ID Re-attending within 3 months - Adults	14	119	11.8%	13.7%	15.8%	15.6%
% of FP17s for the same patient ID Re-attending between 3 & 9 months - Children	0	5	0.0%	61.5%	60.1%	58.8%
% of FP17s for the same patient ID Re-attending between 3 & 9 months - Adults	1	119	0.8%	55.3%	53.3%	51.0%
% of FP17s for Band 1 Urgent Courses	7	124	5.6%	7.9%	9.0%	9.0%
% of FP17s Relating to Free Repair or Replacements	4	124	3.2%	0.9%	1.0%	0.8%
% of FP17s Relating to Continuations	10	124	8.1%	0.9%	1.0%	0.9%
% of Patients satisfied with the dentistry they have received	0	0	N/A	91.5%	93.8%	93.2%
% of Patients satisfied with the time they had to wait for an appointment	0	0	N/A	86.9%	89.4%	88.3%

* This is based on patients treated on this contract for their most recent course of treatment. Figures in italics indicate the base number of FP17s or Patient Questionnaire responses are less than 100. N/A is shown where the base number of responses is less than 10 during the period. % is calculated as Quantity/Base number*100

Q52 - Vital Signs At a Glance Contract Report for 100776/0000 - December 2018


Name or company name	MRS PK GREWAL
Contract type name	GDS Contract
Purpose of contract	General
Contract start date	01/07/2018
Contract end date	31/03/2021

18/19 Contracted general activity (UDA)	152
Carry forward general activity (UDA)	0
18/19 Contracted orthodontic activity (UOA)	0
Carry forward orthodontic activity (UOA)	0
Baseline contract value	£4,301.60

ACCESS*

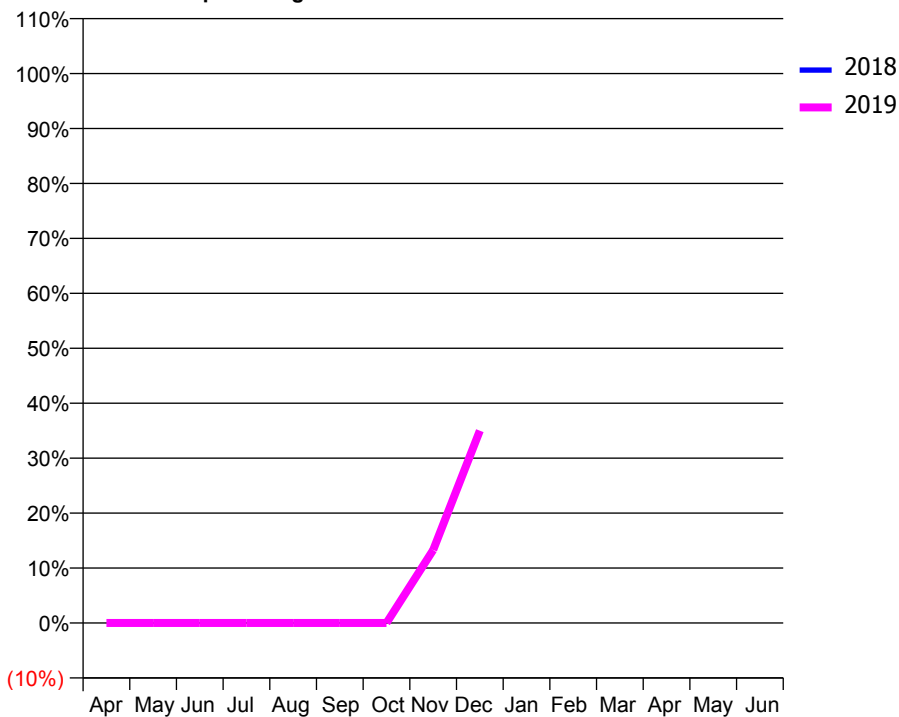
Patients seen in 24 months	Total	Change since previous quarter
Quarter ending December 2017	0	
Quarter ending March 2018	0	
Quarter ending June 2018	0	
Quarter ending September 2018	0	
Quarter ending December 2018	52	↑
Variance since December 2017	N/A	

Access trend analysis



ACTIVITY

Cumulative percentage of contracted UDA delivered 2018 & 2019



Month	Adjusted Scheduled Activity (UDA)	
	2018	2019
April	0	0
May	0	0
June	0	0
July	0	0
August	0	0
September	0	0
October	0	0
November	0	20
December	0	53
January	0	
February	0	
March	0	
April	0	
May	0	
June	0	

QUALITY

	Quantity	Base Number	Contract	AT	Region	England
% of FP17s for the same patient ID Re-attending within 3 months - Children	0	43	0.0%	10.2%	12.3%	11.8%
% of FP17s for the same patient ID Re-attending within 3 months - Adults	0	2	0.0%	13.7%	15.8%	15.6%
% of FP17s for the same patient ID Re-attending between 3 & 9 months - Children	0	43	0.0%	61.5%	60.1%	58.8%
% of FP17s for the same patient ID Re-attending between 3 & 9 months - Adults	0	2	0.0%	55.3%	53.3%	51.0%
% of FP17s for Band 1 Urgent Courses	1	45	2.2%	7.9%	9.0%	9.0%
% of FP17s Relating to Free Repair or Replacements	0	45	0.0%	0.9%	1.0%	0.8%
% of FP17s Relating to Continuations	0	45	0.0%	0.9%	1.0%	0.9%
% of Patients satisfied with the dentistry they have received	0	0	N/A	91.5%	93.8%	93.2%
% of Patients satisfied with the time they had to wait for an appointment	0	0	N/A	86.9%	89.4%	88.3%

* This is based on patients treated on this contract for their most recent course of treatment. Figures in italics indicate the base number of FP17s or Patient Questionnaire responses are less than 100. N/A is shown where the base number of responses is less than 10 during the period. % is calculated as Quantity/Base number*100

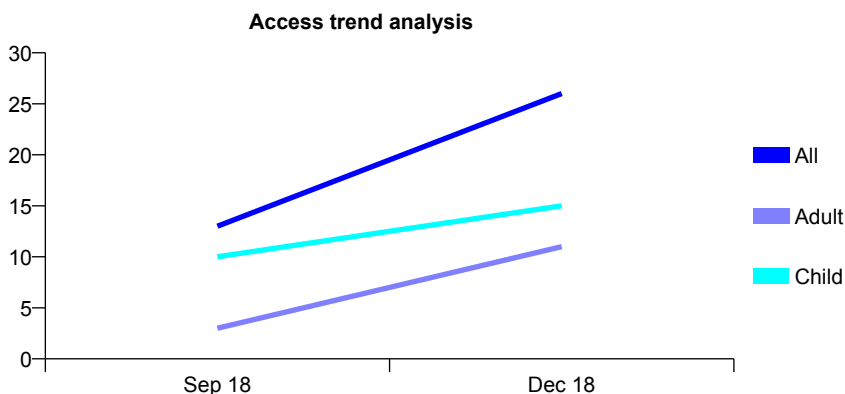
Q52 - Vital Signs At a Glance Contract Report for 100777/0000 - December 2018

Name or company name	Kaushal & Kaushal
Contract type name	GDS Contract
Purpose of contract	General
Contract start date	01/07/2018
Contract end date	31/03/2021

18/19 Contracted general activity (UDA)	126
Carry forward general activity (UDA)	0
18/19 Contracted orthodontic activity (UOA)	0
Carry forward orthodontic activity (UOA)	0
Baseline contract value	£3,565.80

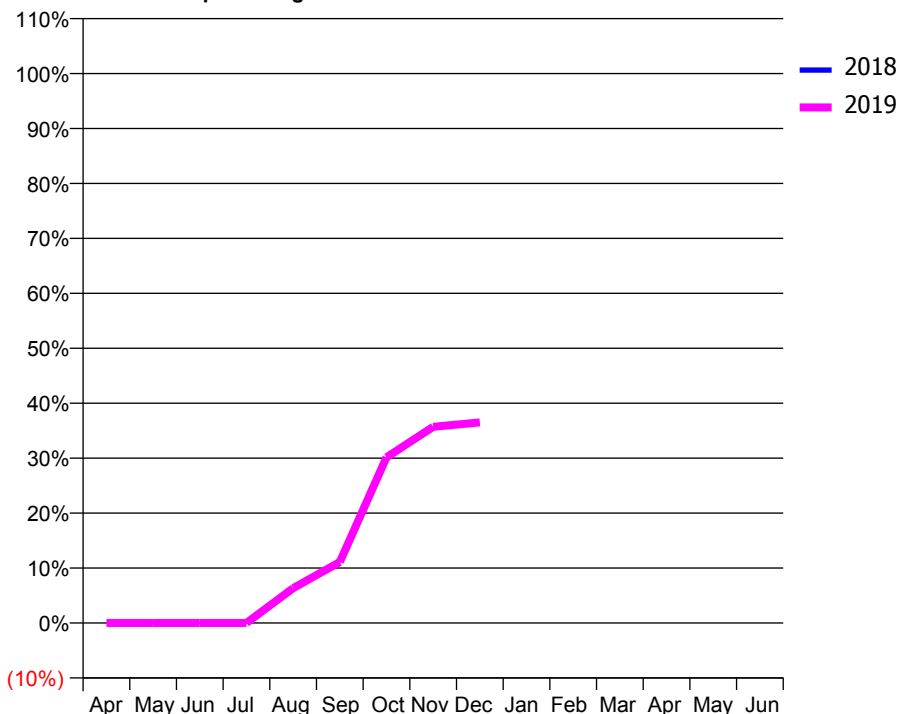
ACCESS*

Patients seen in 24 months	Total	Change since previous quarter
Quarter ending December 2017	0	
Quarter ending March 2018	0	
Quarter ending June 2018	0	
Quarter ending September 2018	13	↑
Quarter ending December 2018	26	↑
Variance since December 2017	N/A	



ACTIVITY

Cumulative percentage of contracted UDA delivered 2018 & 2019



Month	Adjusted Scheduled Activity (UDA)	
	2018	2019
April	0	0
May	0	0
June	0	0
July	0	0
August	0	8
September	0	14
October	0	38
November	0	45
December	0	46
January	0	
February	0	
March	0	
April	0	
May	0	
June	0	

QUALITY

	Quantity	Base Number	Contract	AT	Region	England
% of FP17s for the same patient ID Re-attending within 3 months - Children	0	17	0.0%	10.2%	12.3%	11.8%
% of FP17s for the same patient ID Re-attending within 3 months - Adults	0	8	0.0%	13.7%	15.8%	15.6%
% of FP17s for the same patient ID Re-attending between 3 & 9 months - Children	0	17	0.0%	61.5%	60.1%	58.8%
% of FP17s for the same patient ID Re-attending between 3 & 9 months - Adults	0	8	0.0%	55.3%	53.3%	51.0%
% of FP17s for Band 1 Urgent Courses	0	25	0.0%	7.9%	9.0%	9.0%
% of FP17s Relating to Free Repair or Replacements	0	25	0.0%	0.9%	1.0%	0.8%
% of FP17s Relating to Continuations	0	25	0.0%	0.9%	1.0%	0.9%
% of Patients satisfied with the dentistry they have received	0	0	N/A	91.5%	93.8%	93.2%
% of Patients satisfied with the time they had to wait for an appointment	0	0	N/A	86.9%	89.4%	88.3%

* This is based on patients treated on this contract for their most recent course of treatment. Figures in italics indicate the base number of FP17s or Patient Questionnaire responses are less than 100. N/A is shown where the base number of responses is less than 10 during the period. % is calculated as Quantity/Base number*100

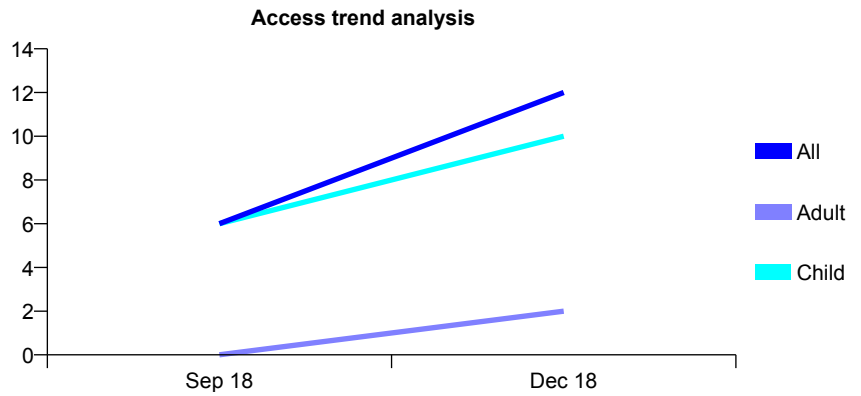
Q52 - Vital Signs At a Glance Contract Report for 100778/0000 - December 2018

Name or company name	Kaushal & Kaushal
Contract type name	GDS Contract
Purpose of contract	General
Contract start date	01/07/2018
Contract end date	31/03/2021

18/19 Contracted general activity (UDA)	116
Carry forward general activity (UDA)	0
18/19 Contracted orthodontic activity (UOA)	0
Carry forward orthodontic activity (UOA)	0
Baseline contract value	£3,282.80

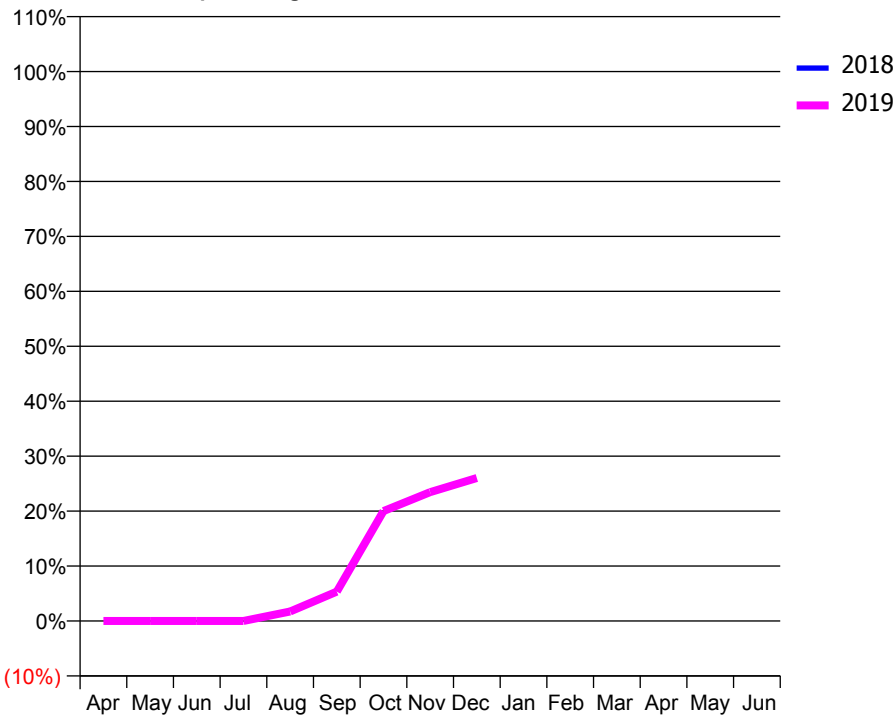
ACCESS*

Patients seen in 24 months	Total	Change since previous quarter
Quarter ending December 2017	0	
Quarter ending March 2018	0	
Quarter ending June 2018	0	
Quarter ending September 2018	6	↑
Quarter ending December 2018	12	↑
Variance since December 2017	N/A	



ACTIVITY

Cumulative percentage of contracted UDA delivered 2018 & 2019



Month	Adjusted Scheduled Activity (UDA)	
	2018	2019
April	0	0
May	0	0
June	0	0
July	0	0
August	0	2
September	0	6
October	0	23
November	0	27
December	0	30
January	0	
February	0	
March	0	
April	0	
May	0	
June	0	

QUALITY

	Quantity	Base Number	Contract	AT	Region	England
% of FP17s for the same patient ID Re-attending within 3 months - Children	0	10	0.0%	10.2%	12.3%	11.8%
% of FP17s for the same patient ID Re-attending within 3 months - Adults	0	3	0.0%	13.7%	15.8%	15.6%
% of FP17s for the same patient ID Re-attending between 3 & 9 months - Children	0	10	0.0%	61.5%	60.1%	58.8%
% of FP17s for the same patient ID Re-attending between 3 & 9 months - Adults	0	3	0.0%	55.3%	53.3%	51.0%
% of FP17s for Band 1 Urgent Courses	1	13	7.7%	7.9%	9.0%	9.0%
% of FP17s Relating to Free Repair or Replacements	0	13	0.0%	0.9%	1.0%	0.8%
% of FP17s Relating to Continuations	0	13	0.0%	0.9%	1.0%	0.9%
% of Patients satisfied with the dentistry they have received	0	0	N/A	91.5%	93.8%	93.2%
% of Patients satisfied with the time they had to wait for an appointment	0	0	N/A	86.9%	89.4%	88.3%

* This is based on patients treated on this contract for their most recent course of treatment. Figures in italics indicate the base number of FP17s or Patient Questionnaire responses are less than 100. N/A is shown where the base number of responses is less than 10 during the period. % is calculated as Quantity/Base number*100

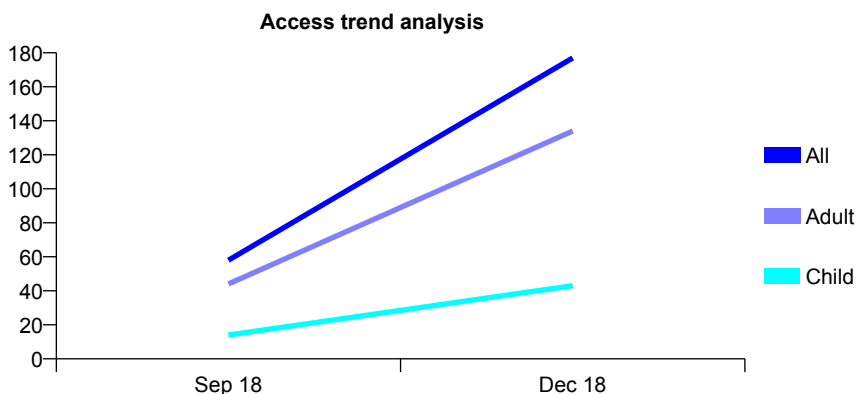
Q52 - Vital Signs At a Glance Contract Report for 100779/0000 - December 2018

Name or company name	MR A HUSSAIN
Contract type name	GDS Contract
Purpose of contract	General
Contract start date	01/07/2018
Contract end date	31/03/2021

18/19 Contracted general activity (UDA)	2,079
Carry forward general activity (UDA)	0
18/19 Contracted orthodontic activity (UOA)	0
Carry forward orthodontic activity (UOA)	0
Baseline contract value	£58,835.70

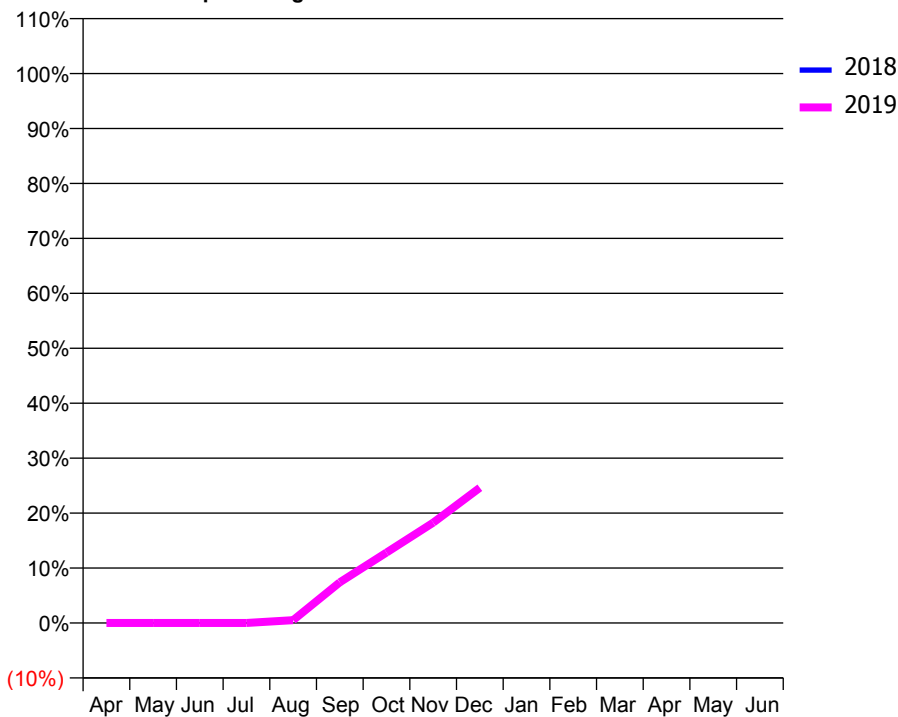
ACCESS*

Patients seen in 24 months	Total	Change since previous quarter
Quarter ending December 2017	0	
Quarter ending March 2018	0	
Quarter ending June 2018	0	
Quarter ending September 2018	58	↑
Quarter ending December 2018	177	↑
Variance since December 2017	N/A	



ACTIVITY

Cumulative percentage of contracted UDA delivered 2018 & 2019



Month	Adjusted Scheduled Activity (UDA)	
	2018	2019
April	0	0
May	0	0
June	0	0
July	0	0
August	0	11
September	0	154
October	0	267
November	0	380
December	0	512
January	0	
February	0	
March	0	
April	0	
May	0	
June	0	

QUALITY

	Quantity	Base Number	Contract	AT	Region	England
% of FP17s for the same patient ID Re-attending within 3 months - Children	0	37	0.0%	10.2%	12.3%	11.8%
% of FP17s for the same patient ID Re-attending within 3 months - Adults	2	128	1.6%	13.7%	15.8%	15.6%
% of FP17s for the same patient ID Re-attending between 3 & 9 months - Children	0	37	0.0%	61.5%	60.1%	58.8%
% of FP17s for the same patient ID Re-attending between 3 & 9 months - Adults	0	128	0.0%	55.3%	53.3%	51.0%
% of FP17s for Band 1 Urgent Courses	3	165	1.8%	7.9%	9.0%	9.0%
% of FP17s Relating to Free Repair or Replacements	0	165	0.0%	0.9%	1.0%	0.8%
% of FP17s Relating to Continuations	0	165	0.0%	0.9%	1.0%	0.9%
% of Patients satisfied with the dentistry they have received	0	0	N/A	91.5%	93.8%	93.2%
% of Patients satisfied with the time they had to wait for an appointment	0	0	N/A	86.9%	89.4%	88.3%

* This is based on patients treated on this contract for their most recent course of treatment. Figures in italics indicate the base number of FP17s or Patient Questionnaire responses are less than 100. N/A is shown where the base number of responses is less than 10 during the period. % is calculated as Quantity/Base number*100

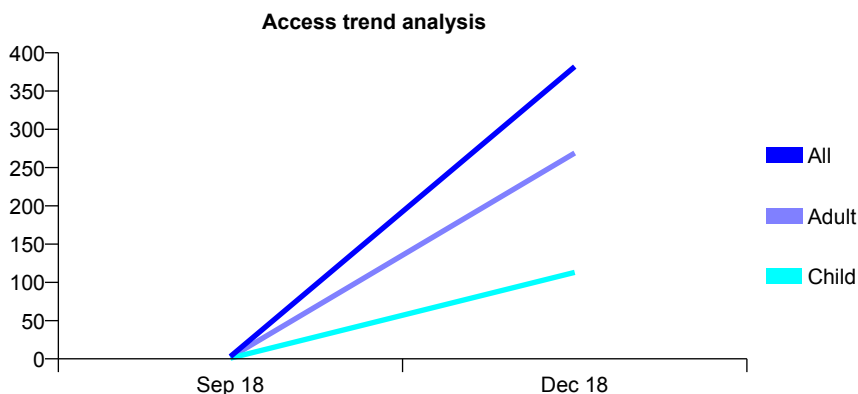
Q52 - Vital Signs At a Glance Contract Report for 100780/0000 - December 2018

Name or company name	Carnegie Dental Clinic Ltd
Contract type name	GDS Contract
Purpose of contract	General
Contract start date	01/07/2018
Contract end date	31/03/2021

18/19 Contracted general activity (UDA)	3,012
Carry forward general activity (UDA)	0
18/19 Contracted orthodontic activity (UOA)	0
Carry forward orthodontic activity (UOA)	0
Baseline contract value	£86,671.63

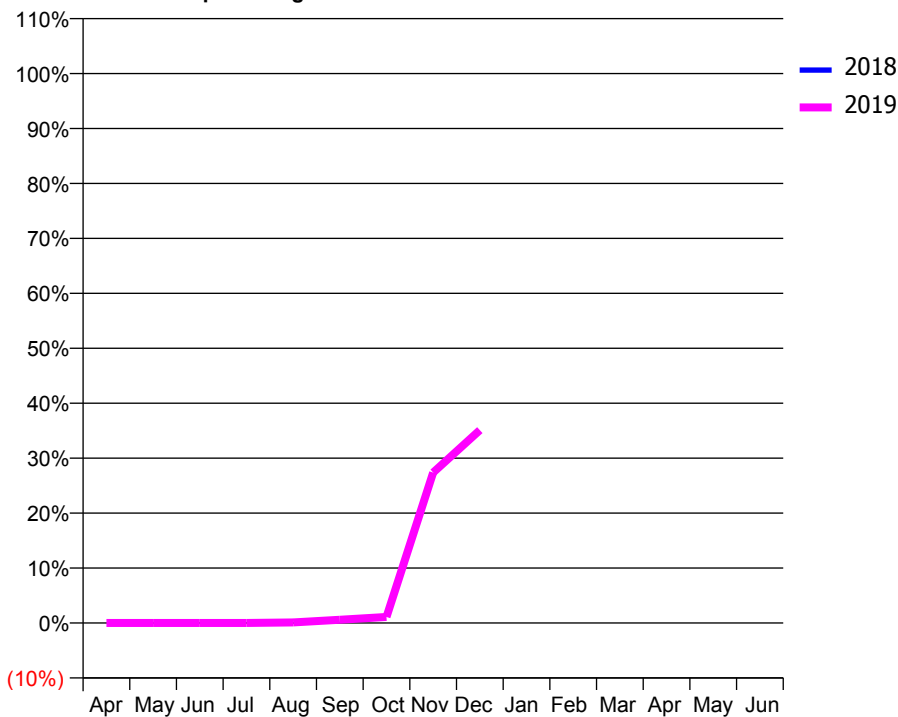
ACCESS*

Patients seen in 24 months	Total	Change since previous quarter
Quarter ending December 2017	0	
Quarter ending March 2018	0	
Quarter ending June 2018	0	
Quarter ending September 2018	3	↑
Quarter ending December 2018	382	↑
Variance since December 2017	N/A	



ACTIVITY

Cumulative percentage of contracted UDA delivered 2018 & 2019



Month	Adjusted Scheduled Activity (UDA)	
	2018	2019
April	0	0
May	0	0
June	0	0
July	0	0
August	0	3
September	0	18
October	0	33
November	0	825
December	0	1,057
January	0	
February	0	
March	0	
April	0	
May	0	
June	0	

QUALITY

	Quantity	Base Number	Contract	AT	Region	England
% of FP17s for the same patient ID Re-attending within 3 months - Children	0	111	0.0%	10.2%	12.3%	11.8%
% of FP17s for the same patient ID Re-attending within 3 months - Adults	12	263	4.6%	13.7%	15.8%	15.6%
% of FP17s for the same patient ID Re-attending between 3 & 9 months - Children	0	111	0.0%	61.5%	60.1%	58.8%
% of FP17s for the same patient ID Re-attending between 3 & 9 months - Adults	1	263	0.4%	55.3%	53.3%	51.0%
% of FP17s for Band 1 Urgent Courses	11	374	2.9%	7.9%	9.0%	9.0%
% of FP17s Relating to Free Repair or Replacements	0	374	0.0%	0.9%	1.0%	0.8%
% of FP17s Relating to Continuations	0	374	0.0%	0.9%	1.0%	0.9%
% of Patients satisfied with the dentistry they have received	0	0	N/A	91.5%	93.8%	93.2%
% of Patients satisfied with the time they had to wait for an appointment	0	0	N/A	86.9%	89.4%	88.3%

* This is based on patients treated on this contract for their most recent course of treatment. Figures in italics indicate the base number of FP17s or Patient Questionnaire responses are less than 100. N/A is shown where the base number of responses is less than 10 during the period. % is calculated as Quantity/Base number*100

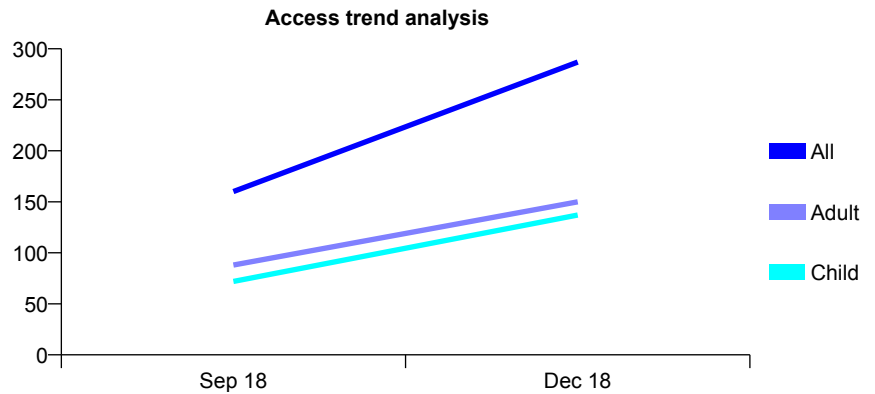
Q52 - Vital Signs At a Glance Contract Report for 100783/0000 - December 2018

Name or company name	Shaw & Associates Dental Surgeons Ltd
Contract type name	GDS Contract
Purpose of contract	General
Contract start date	01/07/2018
Contract end date	31/03/2021

18/19 Contracted general activity (UDA)	2,660
Carry forward general activity (UDA)	0
18/19 Contracted orthodontic activity (UOA)	0
Carry forward orthodontic activity (UOA)	0
Baseline contract value	£75,278.00

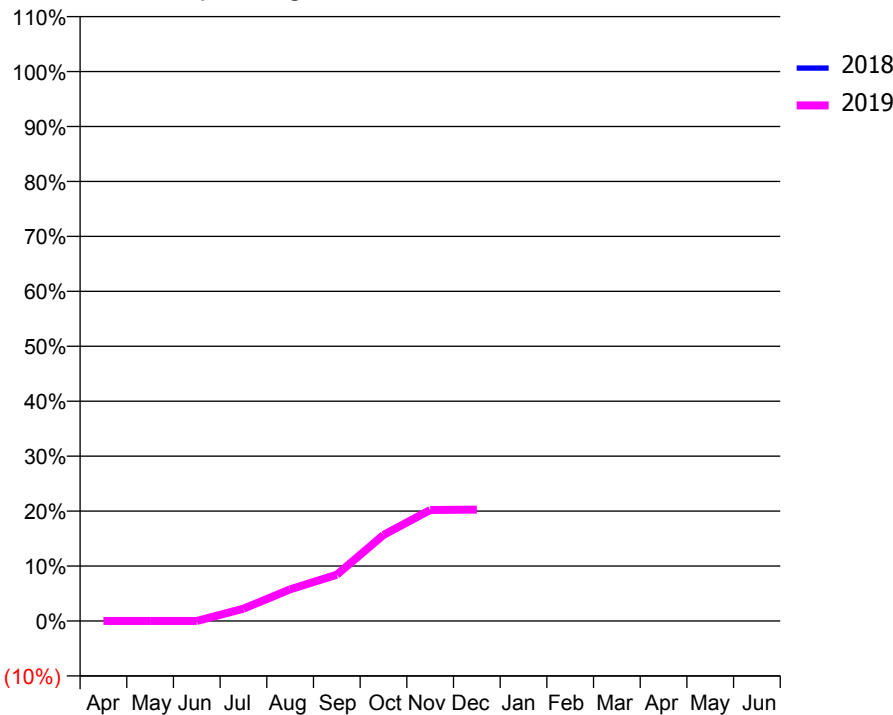
ACCESS*

Patients seen in 24 months	Total	Change since previous quarter
Quarter ending December 2017	0	
Quarter ending March 2018	0	
Quarter ending June 2018	0	
Quarter ending September 2018	160	↑
Quarter ending December 2018	287	↑
Variance since December 2017	N/A	



ACTIVITY

Cumulative percentage of contracted UDA delivered 2018 & 2019



Month	Adjusted Scheduled Activity (UDA)	
	2018	2019
April	0	0
May	0	0
June	0	0
July	0	59
August	0	153
September	0	224
October	0	417
November	0	537
December	0	539
January	0	
February	0	
March	0	
April	0	
May	0	
June	0	

QUALITY

	Quantity	Base Number	Contract	AT	Region	England
% of FP17s for the same patient ID Re-attending within 3 months - Children	0	147	0.0%	10.2%	12.3%	11.8%
% of FP17s for the same patient ID Re-attending within 3 months - Adults	0	160	0.0%	13.7%	15.8%	15.6%
% of FP17s for the same patient ID Re-attending between 3 & 9 months - Children	0	147	0.0%	61.5%	60.1%	58.8%
% of FP17s for the same patient ID Re-attending between 3 & 9 months - Adults	0	160	0.0%	55.3%	53.3%	51.0%
% of FP17s for Band 1 Urgent Courses	6	307	2.0%	7.9%	9.0%	9.0%
% of FP17s Relating to Free Repair or Replacements	1	307	0.3%	0.9%	1.0%	0.8%
% of FP17s Relating to Continuations	0	307	0.0%	0.9%	1.0%	0.9%
% of Patients satisfied with the dentistry they have received	0	0	N/A	91.5%	93.8%	93.2%
% of Patients satisfied with the time they had to wait for an appointment	0	0	N/A	86.9%	89.4%	88.3%

* This is based on patients treated on this contract for their most recent course of treatment. Figures in italics indicate the base number of FP17s or Patient Questionnaire responses are less than 100. N/A is shown where the base number of responses is less than 10 during the period. % is calculated as Quantity/Base number*100

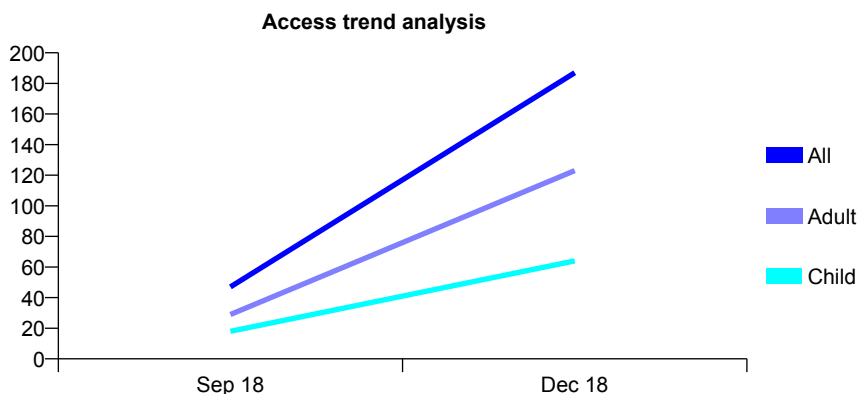
Q52 - Vital Signs At a Glance Contract Report for 100784/0000 - December 2018

Name or company name	Dhinsa Dental Limited
Contract type name	GDS Contract
Purpose of contract	General
Contract start date	01/07/2018
Contract end date	31/03/2021

18/19 Contracted general activity (UDA)	991
Carry forward general activity (UDA)	0
18/19 Contracted orthodontic activity (UOA)	0
Carry forward orthodontic activity (UOA)	0
Baseline contract value	£28,045.30

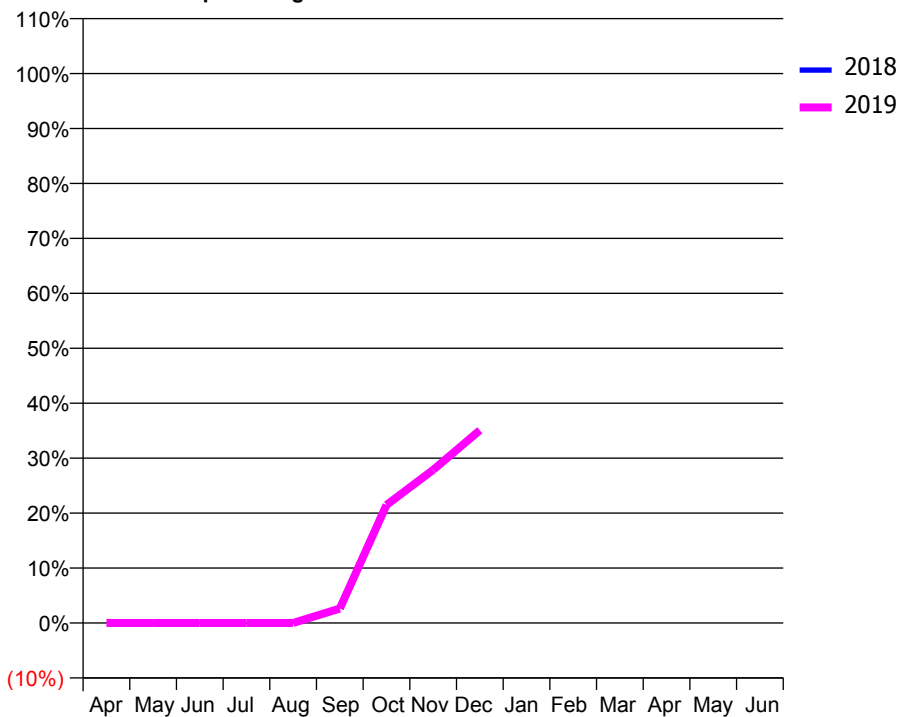
ACCESS*

Patients seen in 24 months	Total	Change since previous quarter
Quarter ending December 2017	0	
Quarter ending March 2018	0	
Quarter ending June 2018	0	
Quarter ending September 2018	47	↑
Quarter ending December 2018	187	↑
Variance since December 2017	N/A	



ACTIVITY

Cumulative percentage of contracted UDA delivered 2018 & 2019



Month	Adjusted Scheduled Activity (UDA)	
	2018	2019
April	0	0
May	0	0
June	0	0
July	0	0
August	0	0
September	0	26
October	0	213
November	0	276
December	0	348
January	0	
February	0	
March	0	
April	0	
May	0	
June	0	

QUALITY

	Quantity	Base Number	Contract	AT	Region	England
% of FP17s for the same patient ID Re-attending within 3 months - Children	2	55	3.6%	10.2%	12.3%	11.8%
% of FP17s for the same patient ID Re-attending within 3 months - Adults	5	121	4.1%	13.7%	15.8%	15.6%
% of FP17s for the same patient ID Re-attending between 3 & 9 months - Children	0	55	0.0%	61.5%	60.1%	58.8%
% of FP17s for the same patient ID Re-attending between 3 & 9 months - Adults	0	121	0.0%	55.3%	53.3%	51.0%
% of FP17s for Band 1 Urgent Courses	8	176	4.5%	7.9%	9.0%	9.0%
% of FP17s Relating to Free Repair or Replacements	0	176	0.0%	0.9%	1.0%	0.8%
% of FP17s Relating to Continuations	3	176	1.7%	0.9%	1.0%	0.9%
% of Patients satisfied with the dentistry they have received	0	0	N/A	91.5%	93.8%	93.2%
% of Patients satisfied with the time they had to wait for an appointment	0	0	N/A	86.9%	89.4%	88.3%

* This is based on patients treated on this contract for their most recent course of treatment. Figures in italics indicate the base number of FP17s or Patient Questionnaire responses are less than 100. N/A is shown where the base number of responses is less than 10 during the period. % is calculated as Quantity/Base number*100

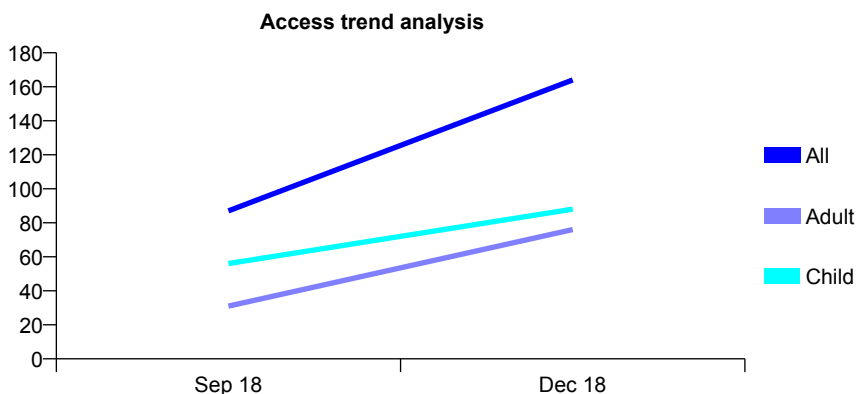
Q52 - Vital Signs At a Glance Contract Report for 100785/0000 - December 2018

Name or company name	MRS SJ WEBSTER
Contract type name	GDS Contract
Purpose of contract	General
Contract start date	01/07/2018
Contract end date	31/03/2021

18/19 Contracted general activity (UDA)	572
Carry forward general activity (UDA)	0
18/19 Contracted orthodontic activity (UOA)	0
Carry forward orthodontic activity (UOA)	0
Baseline contract value	£16,187.60

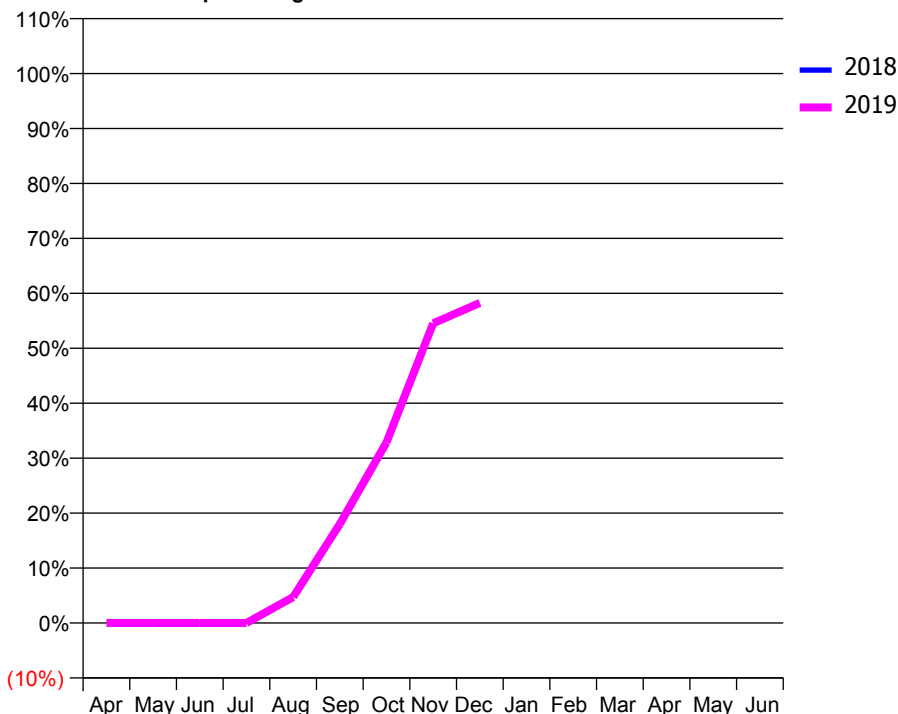
ACCESS*

Patients seen in 24 months	Total	Change since previous quarter
Quarter ending December 2017	0	
Quarter ending March 2018	0	
Quarter ending June 2018	0	
Quarter ending September 2018	87	↑
Quarter ending December 2018	164	↑
Variance since December 2017	N/A	



ACTIVITY

Cumulative percentage of contracted UDA delivered 2018 & 2019



Month	Adjusted Scheduled Activity (UDA)	
	2018	2019
April	0	0
May	0	0
June	0	0
July	0	0
August	0	27
September	0	103
October	0	188
November	0	312
December	0	333
January	0	
February	0	
March	0	
April	0	
May	0	
June	0	

QUALITY

	Quantity	Base Number	Contract	AT	Region	England
% of FP17s for the same patient ID Re-attending within 3 months - Children	2	95	2.1%	10.2%	12.3%	11.8%
% of FP17s for the same patient ID Re-attending within 3 months - Adults	2	75	2.7%	13.7%	15.8%	15.6%
% of FP17s for the same patient ID Re-attending between 3 & 9 months - Children	0	95	0.0%	61.5%	60.1%	58.8%
% of FP17s for the same patient ID Re-attending between 3 & 9 months - Adults	0	75	0.0%	55.3%	53.3%	51.0%
% of FP17s for Band 1 Urgent Courses	1	170	0.6%	7.9%	9.0%	9.0%
% of FP17s Relating to Free Repair or Replacements	0	170	0.0%	0.9%	1.0%	0.8%
% of FP17s Relating to Continuations	0	170	0.0%	0.9%	1.0%	0.9%
% of Patients satisfied with the dentistry they have received	0	0	N/A	91.5%	93.8%	93.2%
% of Patients satisfied with the time they had to wait for an appointment	0	0	N/A	86.9%	89.4%	88.3%

* This is based on patients treated on this contract for their most recent course of treatment. Figures in italics indicate the base number of FP17s or Patient Questionnaire responses are less than 100. N/A is shown where the base number of responses is less than 10 during the period. % is calculated as Quantity/Base number*100

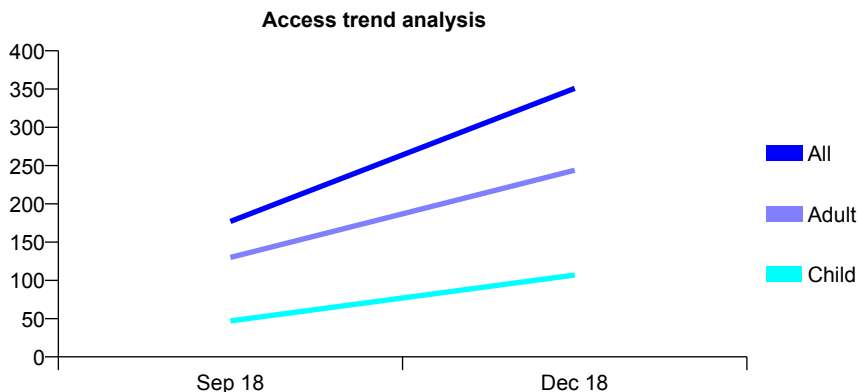
Q52 - Vital Signs At a Glance Contract Report for 100811/0000 - December 2018

Name or company name	MR SH BASHIR
Contract type name	GDS Contract
Purpose of contract	General
Contract start date	01/07/2018
Contract end date	31/03/2021

18/19 Contracted general activity (UDA)	706
Carry forward general activity (UDA)	0
18/19 Contracted orthodontic activity (UOA)	0
Carry forward orthodontic activity (UOA)	0
Baseline contract value	£19,979.80

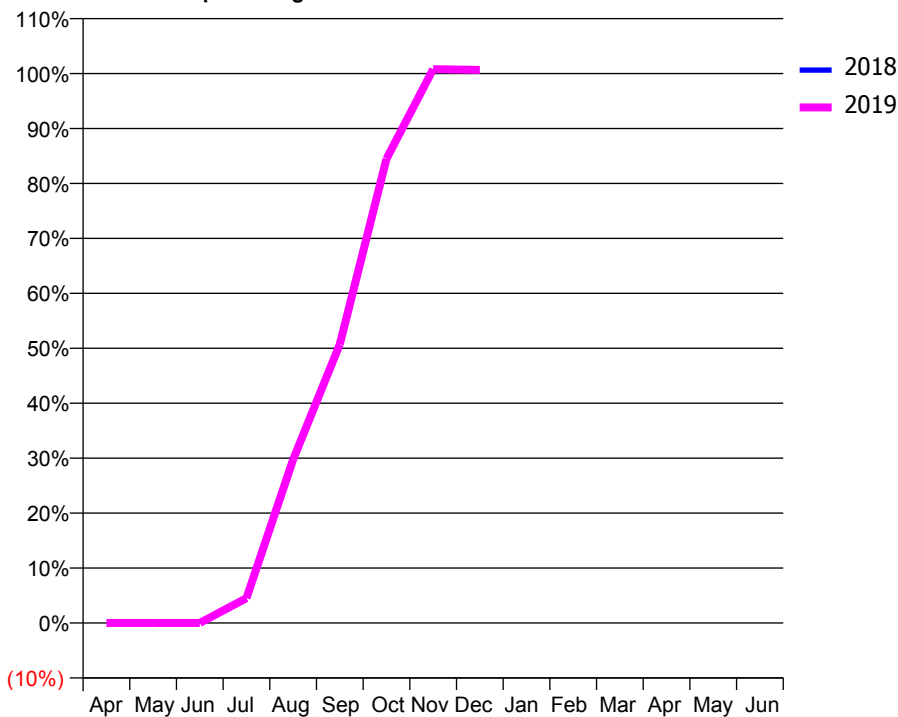
ACCESS*

Patients seen in 24 months	Total	Change since previous quarter
Quarter ending December 2017	0	
Quarter ending March 2018	0	
Quarter ending June 2018	0	
Quarter ending September 2018	177	↑
Quarter ending December 2018	351	↑
Variance since December 2017	N/A	



ACTIVITY

Cumulative percentage of contracted UDA delivered 2018 & 2019



Month	Adjusted Scheduled Activity (UDA)	
	2018	2019
April	0	0
May	0	0
June	0	0
July	0	32
August	0	210
September	0	358
October	0	596
November	0	712
December	0	711
January	0	
February	0	
March	0	
April	0	
May	0	
June	0	

QUALITY

	Quantity	Base Number	Contract	AT	Region	England
% of FP17s for the same patient ID Re-attending within 3 months - Children	0	118	0.0%	10.2%	12.3%	11.8%
% of FP17s for the same patient ID Re-attending within 3 months - Adults	4	273	1.5%	13.7%	15.8%	15.6%
% of FP17s for the same patient ID Re-attending between 3 & 9 months - Children	0	118	0.0%	61.5%	60.1%	58.8%
% of FP17s for the same patient ID Re-attending between 3 & 9 months - Adults	0	273	0.0%	55.3%	53.3%	51.0%
% of FP17s for Band 1 Urgent Courses	3	391	0.8%	7.9%	9.0%	9.0%
% of FP17s Relating to Free Repair or Replacements	0	391	0.0%	0.9%	1.0%	0.8%
% of FP17s Relating to Continuations	0	391	0.0%	0.9%	1.0%	0.9%
% of Patients satisfied with the dentistry they have received	0	0	N/A	91.5%	93.8%	93.2%
% of Patients satisfied with the time they had to wait for an appointment	0	0	N/A	86.9%	89.4%	88.3%

* This is based on patients treated on this contract for their most recent course of treatment. Figures in italics indicate the base number of FP17s or Patient Questionnaire responses are less than 100. N/A is shown where the base number of responses is less than 10 during the period. % is calculated as Quantity/Base number*100

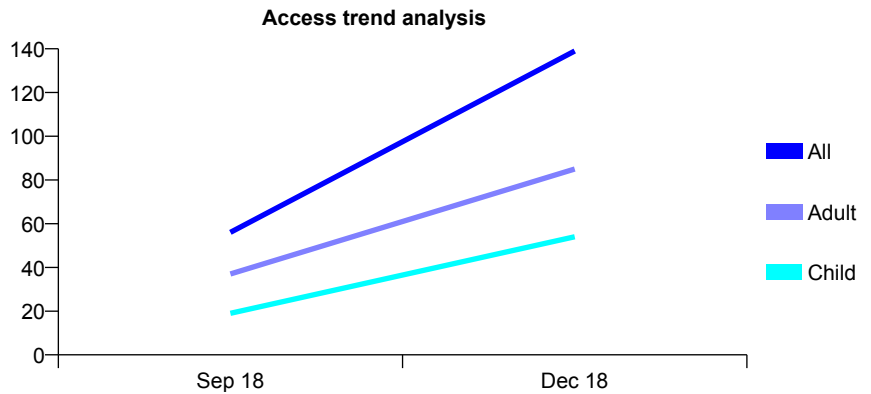
Q52 - Vital Signs At a Glance Contract Report for 100812/0000 - December 2018

Name or company name	MISS NK KHROUD
Contract type name	GDS Contract
Purpose of contract	General
Contract start date	01/07/2018
Contract end date	31/03/2021

18/19 Contracted general activity (UDA)	1,650
Carry forward general activity (UDA)	0
18/19 Contracted orthodontic activity (UOA)	0
Carry forward orthodontic activity (UOA)	0
Baseline contract value	£46,695.00

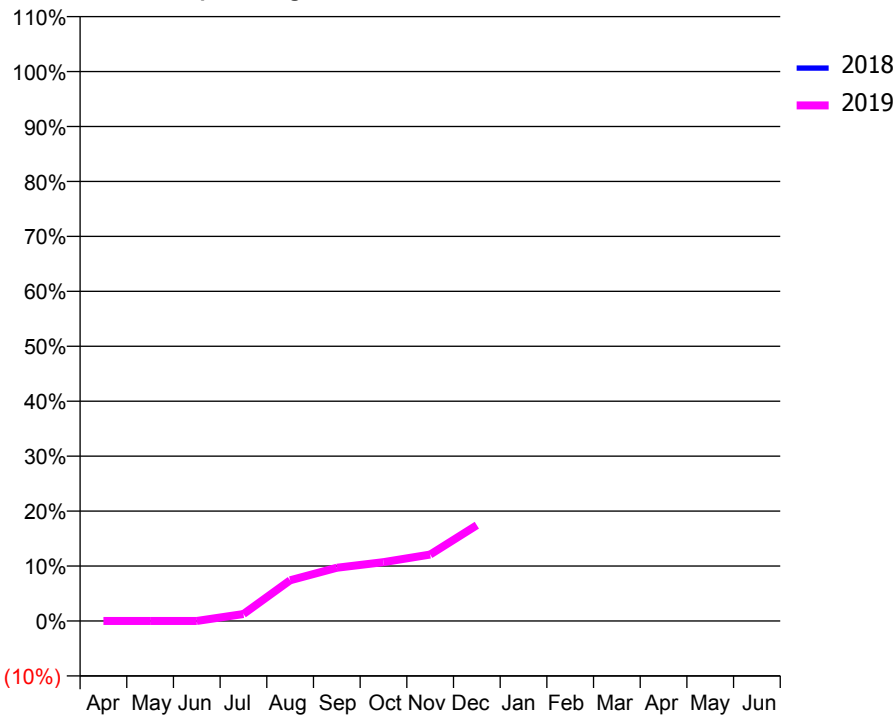
ACCESS*

Patients seen in 24 months	Total	Change since previous quarter
Quarter ending December 2017	0	
Quarter ending March 2018	0	
Quarter ending June 2018	0	
Quarter ending September 2018	56	↑
Quarter ending December 2018	139	↑
Variance since December 2017	N/A	



ACTIVITY

Cumulative percentage of contracted UDA delivered 2018 & 2019



Month	Adjusted Scheduled Activity (UDA)	
	2018	2019
April	0	0
May	0	0
June	0	0
July	0	21
August	0	122
September	0	160
October	0	177
November	0	200
December	0	288
January	0	
February	0	
March	0	
April	0	
May	0	
June	0	

QUALITY

	Quantity	Base Number	Contract	AT	Region	England
% of FP17s for the same patient ID Re-attending within 3 months - Children	0	53	0.0%	10.2%	12.3%	11.8%
% of FP17s for the same patient ID Re-attending within 3 months - Adults	0	80	0.0%	13.7%	15.8%	15.6%
% of FP17s for the same patient ID Re-attending between 3 & 9 months - Children	0	53	0.0%	61.5%	60.1%	58.8%
% of FP17s for the same patient ID Re-attending between 3 & 9 months - Adults	0	80	0.0%	55.3%	53.3%	51.0%
% of FP17s for Band 1 Urgent Courses	4	133	3.0%	7.9%	9.0%	9.0%
% of FP17s Relating to Free Repair or Replacements	0	133	0.0%	0.9%	1.0%	0.8%
% of FP17s Relating to Continuations	0	133	0.0%	0.9%	1.0%	0.9%
% of Patients satisfied with the dentistry they have received	0	0	N/A	91.5%	93.8%	93.2%
% of Patients satisfied with the time they had to wait for an appointment	0	0	N/A	86.9%	89.4%	88.3%

* This is based on patients treated on this contract for their most recent course of treatment. Figures in italics indicate the base number of FP17s or Patient Questionnaire responses are less than 100. N/A is shown where the base number of responses is less than 10 during the period. % is calculated as Quantity/Base number*100

Q52 - Vital Signs At a Glance Contract Report for 100814/0000 - December 2018


Name or company name	MR K RISHI
Contract type name	GDS Contract
Purpose of contract	General
Contract start date	01/07/2018
Contract end date	31/03/2021

18/19 Contracted general activity (UDA)	799
Carry forward general activity (UDA)	0
18/19 Contracted orthodontic activity (UOA)	0
Carry forward orthodontic activity (UOA)	0
Baseline contract value	£22,611.70

ACCESS*

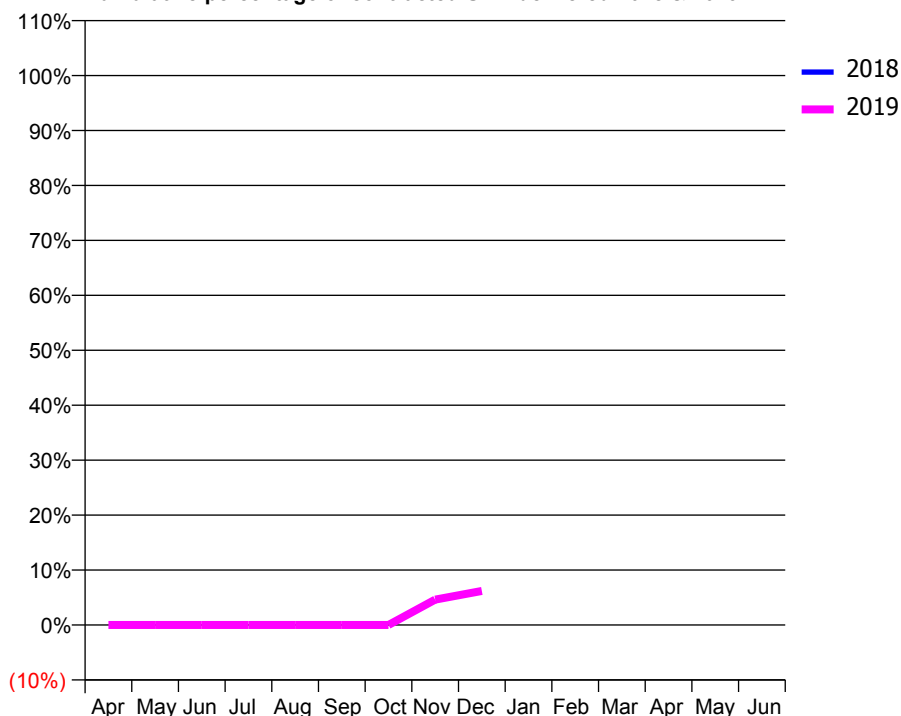
Patients seen in 24 months	Total	Change since previous quarter
Quarter ending December 2017	0	
Quarter ending March 2018	0	
Quarter ending June 2018	0	
Quarter ending September 2018	0	
Quarter ending December 2018	20	↑
Variance since December 2017	N/A	

Access trend analysis



ACTIVITY

Cumulative percentage of contracted UDA delivered 2018 & 2019



Month	Adjusted Scheduled Activity (UDA)	
	2018	2019
April	0	0
May	0	0
June	0	0
July	0	0
August	0	0
September	0	0
October	0	0
November	0	37
December	0	50
January	0	
February	0	
March	0	
April	0	
May	0	
June	0	

QUALITY

	Quantity	Base Number	Contract	AT	Region	England
% of FP17s for the same patient ID Re-attending within 3 months - Children	0	10	0.0%	10.2%	12.3%	11.8%
% of FP17s for the same patient ID Re-attending within 3 months - Adults	0	10	0.0%	13.7%	15.8%	15.6%
% of FP17s for the same patient ID Re-attending between 3 & 9 months - Children	0	10	0.0%	61.5%	60.1%	58.8%
% of FP17s for the same patient ID Re-attending between 3 & 9 months - Adults	0	10	0.0%	55.3%	53.3%	51.0%
% of FP17s for Band 1 Urgent Courses	3	20	15.0%	7.9%	9.0%	9.0%
% of FP17s Relating to Free Repair or Replacements	0	20	0.0%	0.9%	1.0%	0.8%
% of FP17s Relating to Continuations	0	20	0.0%	0.9%	1.0%	0.9%
% of Patients satisfied with the dentistry they have received	0	0	N/A	91.5%	93.8%	93.2%
% of Patients satisfied with the time they had to wait for an appointment	0	0	N/A	86.9%	89.4%	88.3%

* This is based on patients treated on this contract for their most recent course of treatment. Figures in italics indicate the base number of FP17s or Patient Questionnaire responses are less than 100. N/A is shown where the base number of responses is less than 10 during the period. % is calculated as Quantity/Base number*100

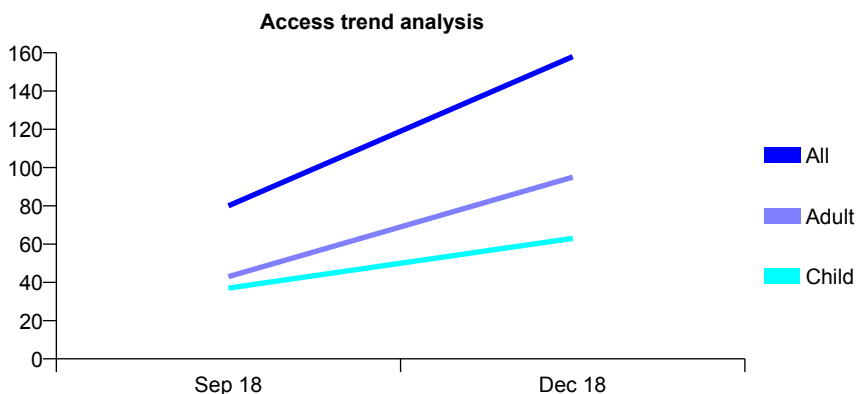
Q52 - Vital Signs At a Glance Contract Report for 100815/0000 - December 2018

Name or company name	BANV Aesthetics Limited
Contract type name	GDS Contract
Purpose of contract	General
Contract start date	01/07/2018
Contract end date	31/03/2021

18/19 Contracted general activity (UDA)	3,754
Carry forward general activity (UDA)	0
18/19 Contracted orthodontic activity (UOA)	0
Carry forward orthodontic activity (UOA)	0
Baseline contract value	£106,238.20

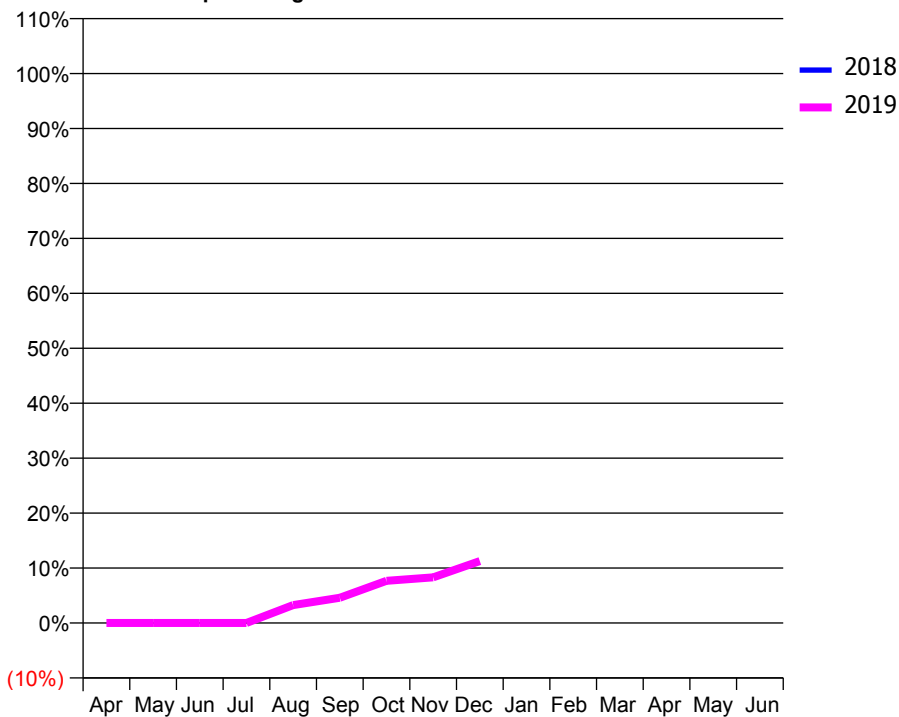
ACCESS*

Patients seen in 24 months	Total	Change since previous quarter
Quarter ending December 2017	0	
Quarter ending March 2018	0	
Quarter ending June 2018	0	
Quarter ending September 2018	80	↑
Quarter ending December 2018	158	↑
Variance since December 2017	N/A	



ACTIVITY

Cumulative percentage of contracted UDA delivered 2018 & 2019



Month	Adjusted Scheduled Activity (UDA)	
	2018	2019
April	0	0
May	0	0
June	0	0
July	0	0
August	0	122
September	0	172
October	0	288
November	0	312
December	0	423
January	0	
February	0	
March	0	
April	0	
May	0	
June	0	

QUALITY

	Quantity	Base Number	Contract	AT	Region	England
% of FP17s for the same patient ID Re-attending within 3 months - Children	0	59	0.0%	10.2%	12.3%	11.8%
% of FP17s for the same patient ID Re-attending within 3 months - Adults	1	75	1.3%	13.7%	15.8%	15.6%
% of FP17s for the same patient ID Re-attending between 3 & 9 months - Children	0	59	0.0%	61.5%	60.1%	58.8%
% of FP17s for the same patient ID Re-attending between 3 & 9 months - Adults	0	75	0.0%	55.3%	53.3%	51.0%
% of FP17s for Band 1 Urgent Courses	12	134	9.0%	7.9%	9.0%	9.0%
% of FP17s Relating to Free Repair or Replacements	0	134	0.0%	0.9%	1.0%	0.8%
% of FP17s Relating to Continuations	0	134	0.0%	0.9%	1.0%	0.9%
% of Patients satisfied with the dentistry they have received	0	0	N/A	91.5%	93.8%	93.2%
% of Patients satisfied with the time they had to wait for an appointment	0	0	N/A	86.9%	89.4%	88.3%

* This is based on patients treated on this contract for their most recent course of treatment. Figures in italics indicate the base number of FP17s or Patient Questionnaire responses are less than 100. N/A is shown where the base number of responses is less than 10 during the period. % is calculated as Quantity/Base number*100

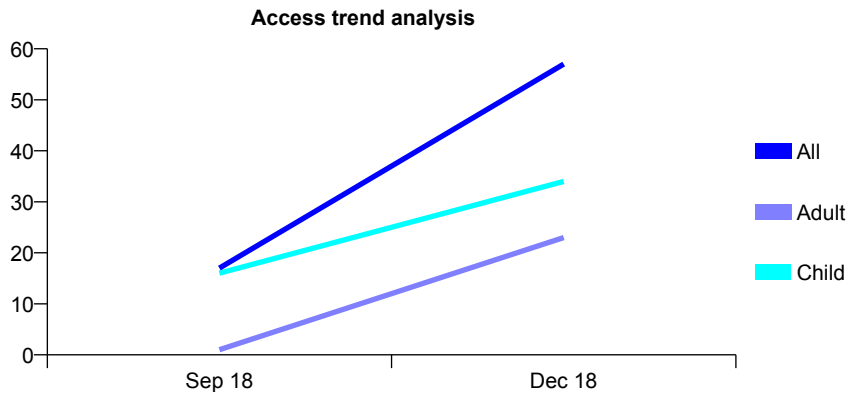
Q52 - Vital Signs At a Glance Contract Report for 100816/0000 - December 2018

Name or company name	MRS FY MARTIN
Contract type name	GDS Contract
Purpose of contract	General
Contract start date	01/07/2018
Contract end date	31/03/2021

18/19 Contracted general activity (UDA)	1,300
Carry forward general activity (UDA)	0
18/19 Contracted orthodontic activity (UOA)	0
Carry forward orthodontic activity (UOA)	0
Baseline contract value	£36,790.00

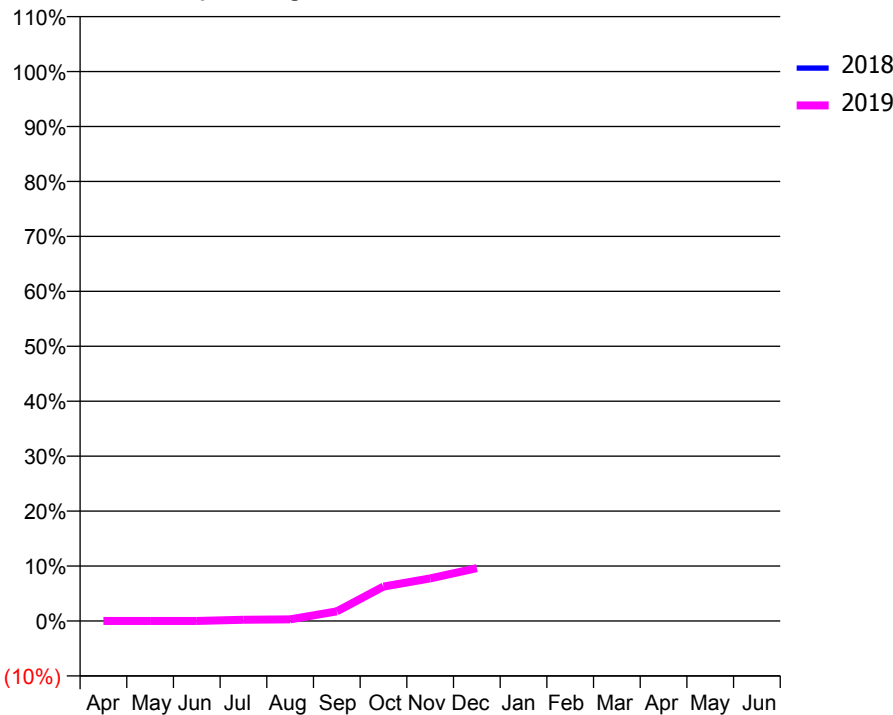
ACCESS*

Patients seen in 24 months	Total	Change since previous quarter
Quarter ending December 2017	0	
Quarter ending March 2018	0	
Quarter ending June 2018	0	
Quarter ending September 2018	17	↑
Quarter ending December 2018	57	↑
Variance since December 2017	N/A	



ACTIVITY

Cumulative percentage of contracted UDA delivered 2018 & 2019



Month	Adjusted Scheduled Activity (UDA)	
	2018	2019
April	0	0
May	0	0
June	0	0
July	0	3
August	0	4
September	0	23
October	0	81
November	0	101
December	0	125
January	0	
February	0	
March	0	
April	0	
May	0	
June	0	

QUALITY

	Quantity	Base Number	Contract	AT	Region	England
% of FP17s for the same patient ID Re-attending within 3 months - Children	0	39	0.0%	10.2%	12.3%	11.8%
% of FP17s for the same patient ID Re-attending within 3 months - Adults	0	26	0.0%	13.7%	15.8%	15.6%
% of FP17s for the same patient ID Re-attending between 3 & 9 months - Children	0	39	0.0%	61.5%	60.1%	58.8%
% of FP17s for the same patient ID Re-attending between 3 & 9 months - Adults	0	26	0.0%	55.3%	53.3%	51.0%
% of FP17s for Band 1 Urgent Courses	6	65	9.2%	7.9%	9.0%	9.0%
% of FP17s Relating to Free Repair or Replacements	0	65	0.0%	0.9%	1.0%	0.8%
% of FP17s Relating to Continuations	0	65	0.0%	0.9%	1.0%	0.9%
% of Patients satisfied with the dentistry they have received	0	0	N/A	91.5%	93.8%	93.2%
% of Patients satisfied with the time they had to wait for an appointment	0	0	N/A	86.9%	89.4%	88.3%

* This is based on patients treated on this contract for their most recent course of treatment. Figures in italics indicate the base number of FP17s or Patient Questionnaire responses are less than 100. N/A is shown where the base number of responses is less than 10 during the period. % is calculated as Quantity/Base number*100

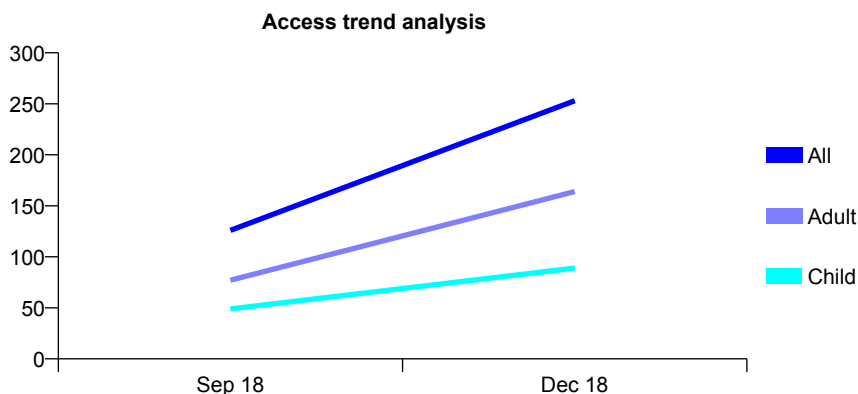
Q52 - Vital Signs At a Glance Contract Report for 100817/0000 - December 2018

Name or company name	MR RS NICHOLSON
Contract type name	GDS Contract
Purpose of contract	General
Contract start date	01/07/2018
Contract end date	31/03/2021

18/19 Contracted general activity (UDA)	1,217
Carry forward general activity (UDA)	0
18/19 Contracted orthodontic activity (UOA)	0
Carry forward orthodontic activity (UOA)	0
Baseline contract value	£34,441.10

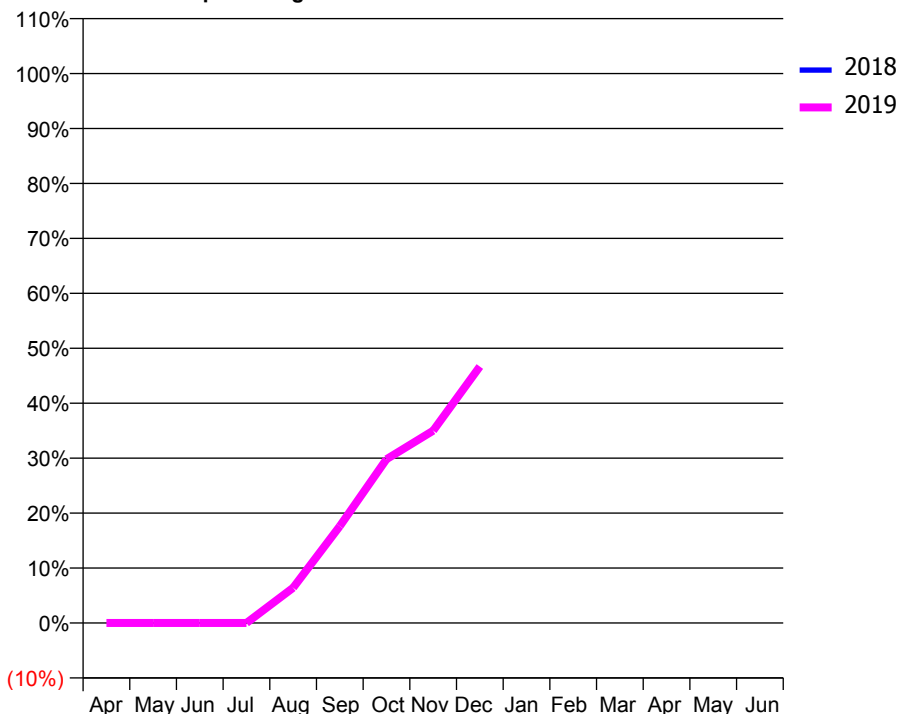
ACCESS*

Patients seen in 24 months	Total	Change since previous quarter
Quarter ending December 2017	0	
Quarter ending March 2018	0	
Quarter ending June 2018	0	
Quarter ending September 2018	126	↑
Quarter ending December 2018	253	↑
Variance since December 2017	N/A	



ACTIVITY

Cumulative percentage of contracted UDA delivered 2018 & 2019



Month	Adjusted Scheduled Activity (UDA)	
	2018	2019
April	0	0
May	0	0
June	0	0
July	0	0
August	0	78
September	0	215
October	0	363
November	0	426
December	0	568
January	0	
February	0	
March	0	
April	0	
May	0	
June	0	

QUALITY

	Quantity	Base Number	Contract	AT	Region	England
% of FP17s for the same patient ID Re-attending within 3 months - Children	4	97	4.1%	10.2%	12.3%	11.8%
% of FP17s for the same patient ID Re-attending within 3 months - Adults	8	173	4.6%	13.7%	15.8%	15.6%
% of FP17s for the same patient ID Re-attending between 3 & 9 months - Children	6	97	6.2%	61.5%	60.1%	58.8%
% of FP17s for the same patient ID Re-attending between 3 & 9 months - Adults	4	173	2.3%	55.3%	53.3%	51.0%
% of FP17s for Band 1 Urgent Courses	5	270	1.9%	7.9%	9.0%	9.0%
% of FP17s Relating to Free Repair or Replacements	0	270	0.0%	0.9%	1.0%	0.8%
% of FP17s Relating to Continuations	2	270	0.7%	0.9%	1.0%	0.9%
% of Patients satisfied with the dentistry they have received	0	0	N/A	91.5%	93.8%	93.2%
% of Patients satisfied with the time they had to wait for an appointment	0	0	N/A	86.9%	89.4%	88.3%

* This is based on patients treated on this contract for their most recent course of treatment. Figures in italics indicate the base number of FP17s or Patient Questionnaire responses are less than 100. N/A is shown where the base number of responses is less than 10 during the period. % is calculated as Quantity/Base number*100

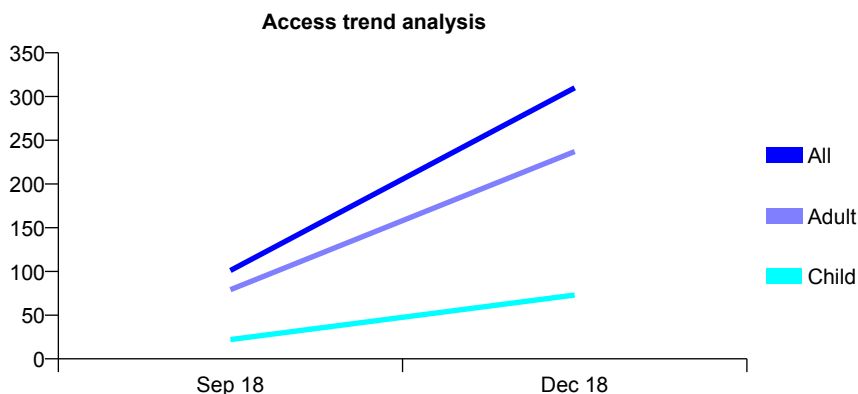
Q52 - Vital Signs At a Glance Contract Report for 100819/0000 - December 2018

Name or company name	Thornhill Dental Surgery Ltd
Contract type name	GDS Contract
Purpose of contract	General
Contract start date	01/07/2018
Contract end date	31/03/2021

18/19 Contracted general activity (UDA)	1,910
Carry forward general activity (UDA)	0
18/19 Contracted orthodontic activity (UOA)	0
Carry forward orthodontic activity (UOA)	0
Baseline contract value	£54,053.00

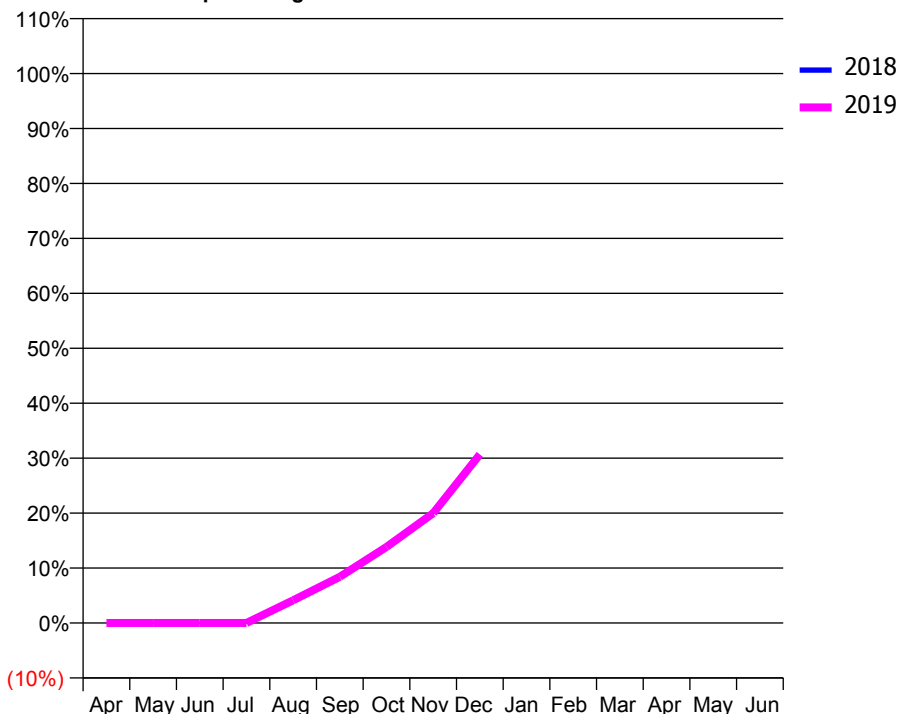
ACCESS*

Patients seen in 24 months	Total	Change since previous quarter
Quarter ending December 2017	0	
Quarter ending March 2018	0	
Quarter ending June 2018	0	
Quarter ending September 2018	101	↑
Quarter ending December 2018	310	↑
Variance since December 2017	N/A	



ACTIVITY

Cumulative percentage of contracted UDA delivered 2018 & 2019



Month	Adjusted Scheduled Activity (UDA)	
	2018	2019
April	0	0
May	0	0
June	0	0
July	0	0
August	0	79
September	0	160
October	0	264
November	0	382
December	0	586
January	0	
February	0	
March	0	
April	0	
May	0	
June	0	

QUALITY

	Quantity	Base Number	Contract	AT	Region	England
% of FP17s for the same patient ID Re-attending within 3 months - Children	1	71	1.4%	10.2%	12.3%	11.8%
% of FP17s for the same patient ID Re-attending within 3 months - Adults	5	195	2.6%	13.7%	15.8%	15.6%
% of FP17s for the same patient ID Re-attending between 3 & 9 months - Children	2	71	2.8%	61.5%	60.1%	58.8%
% of FP17s for the same patient ID Re-attending between 3 & 9 months - Adults	3	195	1.5%	55.3%	53.3%	51.0%
% of FP17s for Band 1 Urgent Courses	20	266	7.5%	7.9%	9.0%	9.0%
% of FP17s Relating to Free Repair or Replacements	1	266	0.4%	0.9%	1.0%	0.8%
% of FP17s Relating to Continuations	4	266	1.5%	0.9%	1.0%	0.9%
% of Patients satisfied with the dentistry they have received	0	0	N/A	91.5%	93.8%	93.2%
% of Patients satisfied with the time they had to wait for an appointment	0	0	N/A	86.9%	89.4%	88.3%

* This is based on patients treated on this contract for their most recent course of treatment. Figures in italics indicate the base number of FP17s or Patient Questionnaire responses are less than 100. N/A is shown where the base number of responses is less than 10 during the period. % is calculated as Quantity/Base number*100

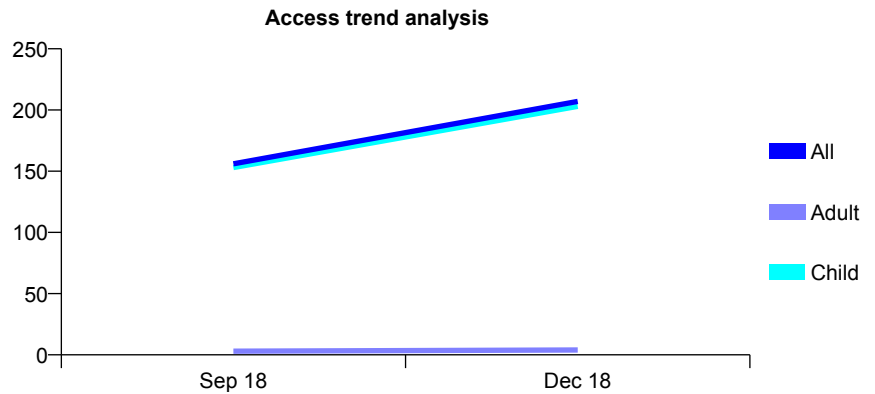
Q52 - Vital Signs At a Glance Contract Report for 100820/0000 - December 2018

Name or company name	Whitehall Dental Care
Contract type name	GDS Contract
Purpose of contract	General
Contract start date	01/07/2018
Contract end date	31/03/2021

18/19 Contracted general activity (UDA)	1,197
Carry forward general activity (UDA)	0
18/19 Contracted orthodontic activity (UOA)	0
Carry forward orthodontic activity (UOA)	0
Baseline contract value	£33,875.10

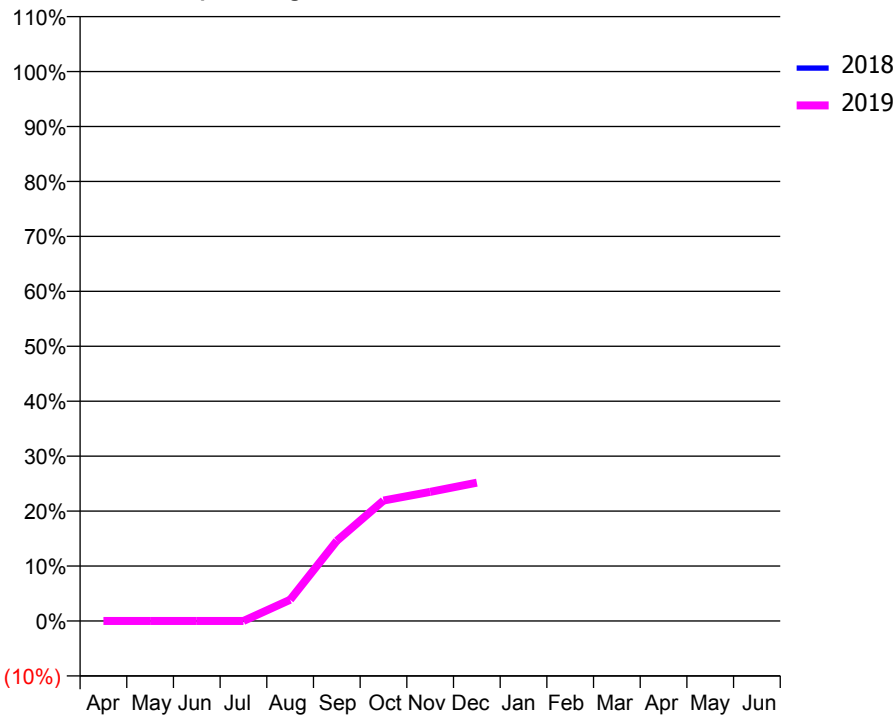
ACCESS*

Patients seen in 24 months	Total	Change since previous quarter
Quarter ending December 2017	0	
Quarter ending March 2018	0	
Quarter ending June 2018	0	
Quarter ending September 2018	156	↑
Quarter ending December 2018	207	↑
Variance since December 2017	N/A	



ACTIVITY

Cumulative percentage of contracted UDA delivered 2018 & 2019



Month	Adjusted Scheduled Activity (UDA)	
	2018	2019
April	0	0
May	0	0
June	0	0
July	0	0
August	0	46
September	0	175
October	0	262
November	0	281
December	0	301
January	0	
February	0	
March	0	
April	0	
May	0	
June	0	

QUALITY

	Quantity	Base Number	Contract	AT	Region	England
% of FP17s for the same patient ID Re-attending within 3 months - Children	9	230	3.9%	10.2%	12.3%	11.8%
% of FP17s for the same patient ID Re-attending within 3 months - Adults	0	4	0.0%	13.7%	15.8%	15.6%
% of FP17s for the same patient ID Re-attending between 3 & 9 months - Children	3	230	1.3%	61.5%	60.1%	58.8%
% of FP17s for the same patient ID Re-attending between 3 & 9 months - Adults	0	4	0.0%	55.3%	53.3%	51.0%
% of FP17s for Band 1 Urgent Courses	7	234	3.0%	7.9%	9.0%	9.0%
% of FP17s Relating to Free Repair or Replacements	0	234	0.0%	0.9%	1.0%	0.8%
% of FP17s Relating to Continuations	0	234	0.0%	0.9%	1.0%	0.9%
% of Patients satisfied with the dentistry they have received	0	0	N/A	91.5%	93.8%	93.2%
% of Patients satisfied with the time they had to wait for an appointment	0	0	N/A	86.9%	89.4%	88.3%

* This is based on patients treated on this contract for their most recent course of treatment. Figures in italics indicate the base number of FP17s or Patient Questionnaire responses are less than 100. N/A is shown where the base number of responses is less than 10 during the period. % is calculated as Quantity/Base number*100

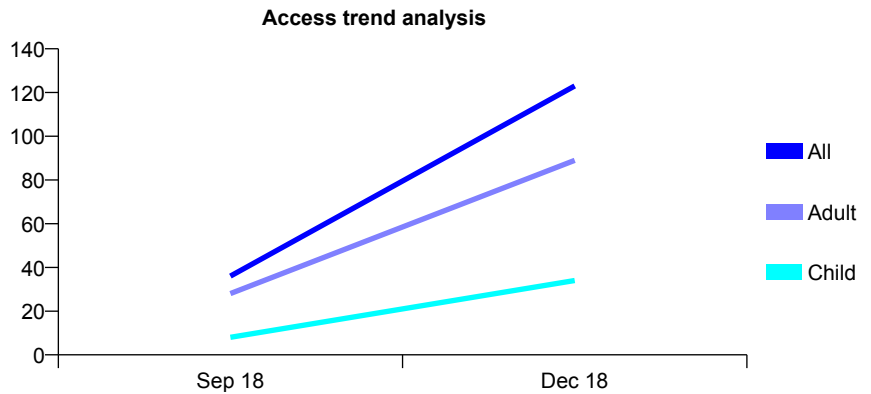
Q52 - Vital Signs At a Glance Contract Report for 100821/0000 - December 2018

Name or company name	Elland Practice Ltd
Contract type name	GDS Contract
Purpose of contract	General
Contract start date	01/07/2018
Contract end date	31/03/2021

18/19 Contracted general activity (UDA)	1,839
Carry forward general activity (UDA)	0
18/19 Contracted orthodontic activity (UOA)	0
Carry forward orthodontic activity (UOA)	0
Baseline contract value	£52,043.70

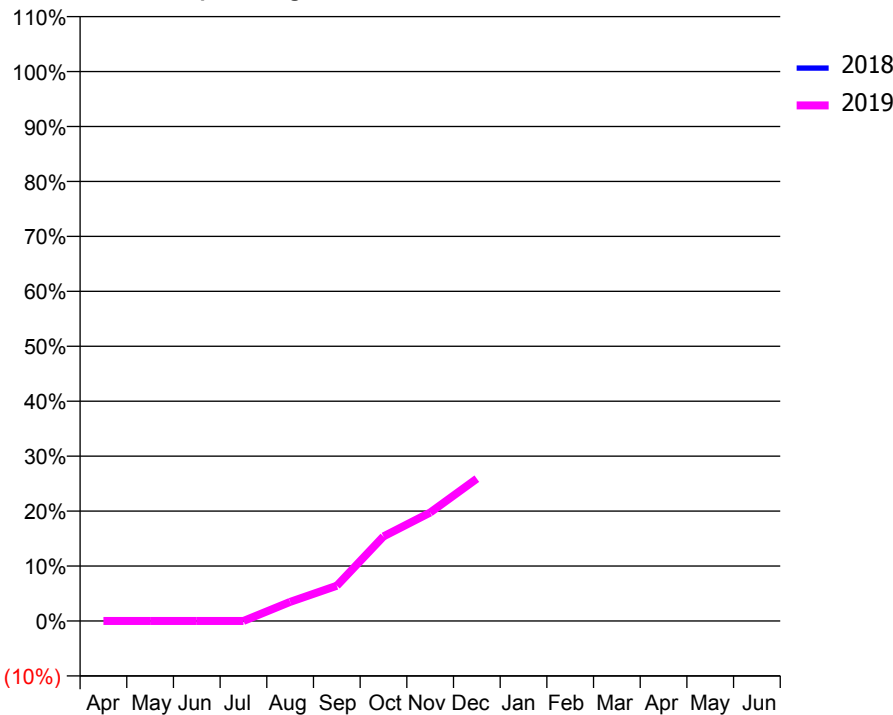
ACCESS*

Patients seen in 24 months	Total	Change since previous quarter
Quarter ending December 2017	0	
Quarter ending March 2018	0	
Quarter ending June 2018	0	
Quarter ending September 2018	36	↑
Quarter ending December 2018	123	↑
Variance since December 2017	N/A	



ACTIVITY

Cumulative percentage of contracted UDA delivered 2018 & 2019



Month	Adjusted Scheduled Activity (UDA)	
	2018	2019
April	0	0
May	0	0
June	0	0
July	0	0
August	0	64
September	0	118
October	0	283
November	0	363
December	0	477
January	0	
February	0	
March	0	
April	0	
May	0	
June	0	

QUALITY

	Quantity	Base Number	Contract	AT	Region	England
% of FP17s for the same patient ID Re-attending within 3 months - Children	0	29	0.0%	10.2%	12.3%	11.8%
% of FP17s for the same patient ID Re-attending within 3 months - Adults	3	86	3.5%	13.7%	15.8%	15.6%
% of FP17s for the same patient ID Re-attending between 3 & 9 months - Children	0	29	0.0%	61.5%	60.1%	58.8%
% of FP17s for the same patient ID Re-attending between 3 & 9 months - Adults	0	86	0.0%	55.3%	53.3%	51.0%
% of FP17s for Band 1 Urgent Courses	3	115	2.6%	7.9%	9.0%	9.0%
% of FP17s Relating to Free Repair or Replacements	0	115	0.0%	0.9%	1.0%	0.8%
% of FP17s Relating to Continuations	2	115	1.7%	0.9%	1.0%	0.9%
% of Patients satisfied with the dentistry they have received	0	0	N/A	91.5%	93.8%	93.2%
% of Patients satisfied with the time they had to wait for an appointment	0	0	N/A	86.9%	89.4%	88.3%

* This is based on patients treated on this contract for their most recent course of treatment. Figures in italics indicate the base number of FP17s or Patient Questionnaire responses are less than 100. N/A is shown where the base number of responses is less than 10 during the period. % is calculated as Quantity/Base number*100

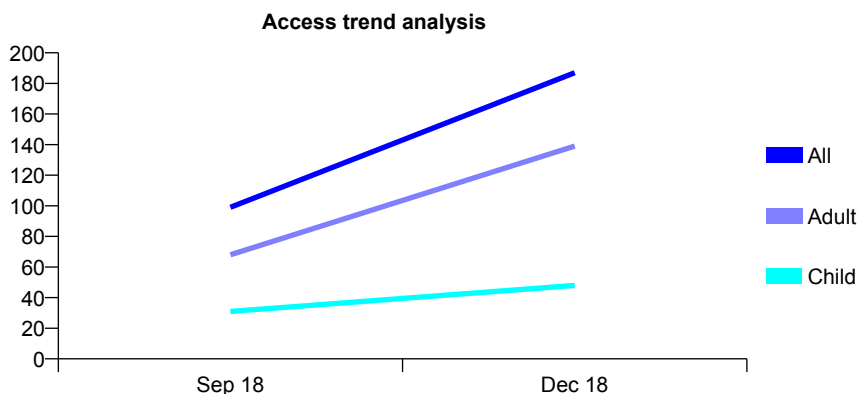
Q52 - Vital Signs At a Glance Contract Report for 100822/0000 - December 2018

Name or company name	Brighthouse Dental Team Ltd
Contract type name	GDS Contract
Purpose of contract	General
Contract start date	01/07/2018
Contract end date	31/03/2021

18/19 Contracted general activity (UDA)	1,010
Carry forward general activity (UDA)	0
18/19 Contracted orthodontic activity (UOA)	0
Carry forward orthodontic activity (UOA)	0
Baseline contract value	£28,583.00

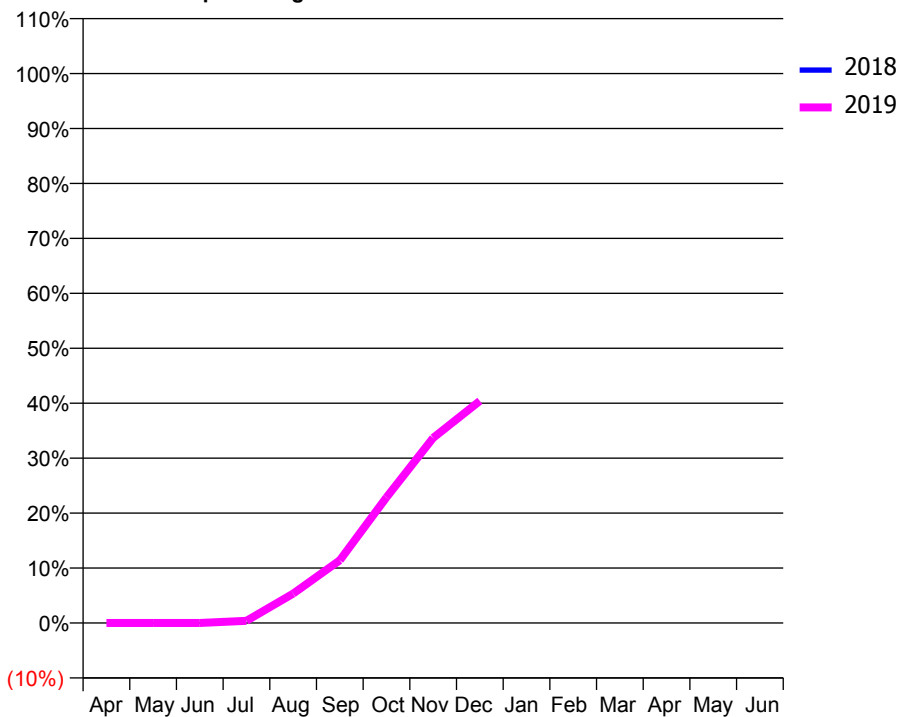
ACCESS*

Patients seen in 24 months	Total	Change since previous quarter
Quarter ending December 2017	0	
Quarter ending March 2018	0	
Quarter ending June 2018	0	
Quarter ending September 2018	99	↑
Quarter ending December 2018	187	↑
Variance since December 2017	N/A	



ACTIVITY

Cumulative percentage of contracted UDA delivered 2018 & 2019



Month	Adjusted Scheduled Activity (UDA)	
	2018	2019
April	0	0
May	0	0
June	0	0
July	0	4
August	0	54
September	0	115
October	0	231
November	0	340
December	0	408
January	0	
February	0	
March	0	
April	0	
May	0	
June	0	

QUALITY

	Quantity	Base Number	Contract	AT	Region	England
% of FP17s for the same patient ID Re-attending within 3 months - Children	2	51	3.9%	10.2%	12.3%	11.8%
% of FP17s for the same patient ID Re-attending within 3 months - Adults	12	166	7.2%	13.7%	15.8%	15.6%
% of FP17s for the same patient ID Re-attending between 3 & 9 months - Children	0	51	0.0%	61.5%	60.1%	58.8%
% of FP17s for the same patient ID Re-attending between 3 & 9 months - Adults	4	166	2.4%	55.3%	53.3%	51.0%
% of FP17s for Band 1 Urgent Courses	11	217	5.1%	7.9%	9.0%	9.0%
% of FP17s Relating to Free Repair or Replacements	0	217	0.0%	0.9%	1.0%	0.8%
% of FP17s Relating to Continuations	0	217	0.0%	0.9%	1.0%	0.9%
% of Patients satisfied with the dentistry they have received	0	0	N/A	91.5%	93.8%	93.2%
% of Patients satisfied with the time they had to wait for an appointment	0	0	N/A	86.9%	89.4%	88.3%

* This is based on patients treated on this contract for their most recent course of treatment. Figures in italics indicate the base number of FP17s or Patient Questionnaire responses are less than 100. N/A is shown where the base number of responses is less than 10 during the period. % is calculated as Quantity/Base number*100

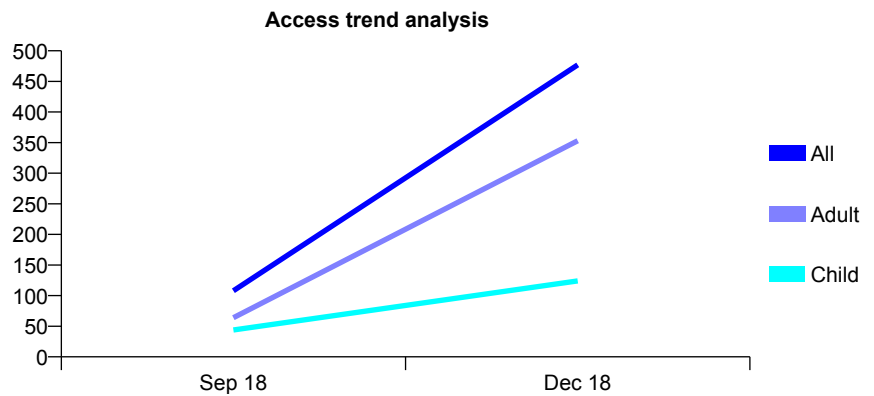
Q52 - Vital Signs At a Glance Contract Report for 100823/0000 - December 2018

Name or company name	S K Exel Dental Limited
Contract type name	GDS Contract
Purpose of contract	General
Contract start date	01/07/2018
Contract end date	31/03/2021

18/19 Contracted general activity (UDA)	5,780
Carry forward general activity (UDA)	0
18/19 Contracted orthodontic activity (UOA)	0
Carry forward orthodontic activity (UOA)	0
Baseline contract value	£163,574.00

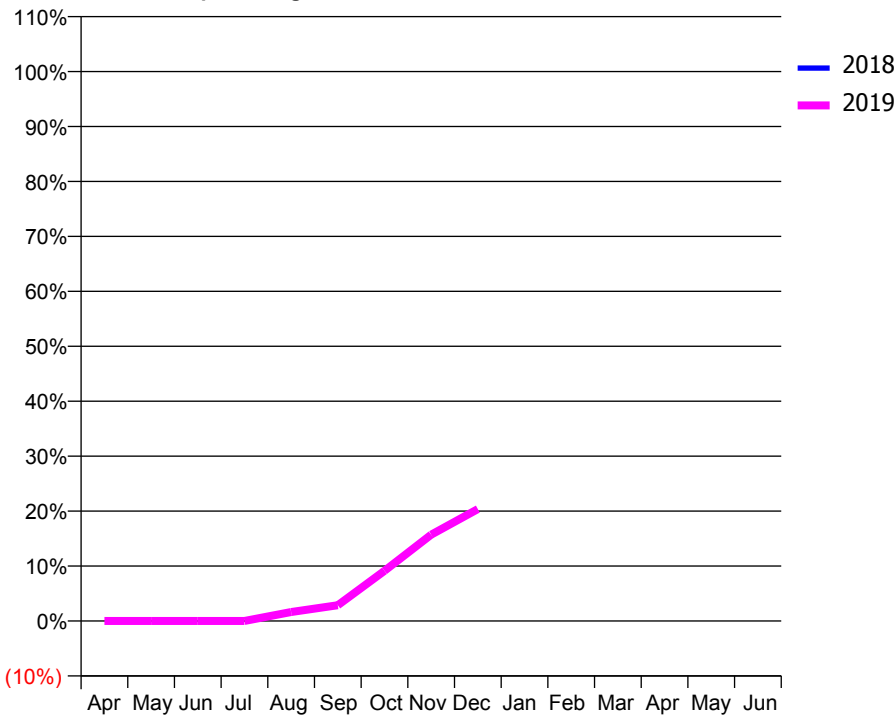
ACCESS*

Patients seen in 24 months	Total	Change since previous quarter
Quarter ending December 2017	0	
Quarter ending March 2018	0	
Quarter ending June 2018	0	
Quarter ending September 2018	108	↑
Quarter ending December 2018	477	↑
Variance since December 2017	N/A	



ACTIVITY

Cumulative percentage of contracted UDA delivered 2018 & 2019



Month	Adjusted Scheduled Activity (UDA)	
	2018	2019
April	0	0
May	0	0
June	0	0
July	0	0
August	0	94
September	0	166
October	0	528
November	0	908
December	0	1,178
January	0	
February	0	
March	0	
April	0	
May	0	
June	0	

QUALITY

	Quantity	Base Number	Contract	AT	Region	England
% of FP17s for the same patient ID Re-attending within 3 months - Children	6	135	4.4%	10.2%	12.3%	11.8%
% of FP17s for the same patient ID Re-attending within 3 months - Adults	18	343	5.2%	13.7%	15.8%	15.6%
% of FP17s for the same patient ID Re-attending between 3 & 9 months - Children	8	135	5.9%	61.5%	60.1%	58.8%
% of FP17s for the same patient ID Re-attending between 3 & 9 months - Adults	1	343	0.3%	55.3%	53.3%	51.0%
% of FP17s for Band 1 Urgent Courses	76	478	15.9%	7.9%	9.0%	9.0%
% of FP17s Relating to Free Repair or Replacements	0	478	0.0%	0.9%	1.0%	0.8%
% of FP17s Relating to Continuations	1	478	0.2%	0.9%	1.0%	0.9%
% of Patients satisfied with the dentistry they have received	0	0	N/A	91.5%	93.8%	93.2%
% of Patients satisfied with the time they had to wait for an appointment	0	0	N/A	86.9%	89.4%	88.3%

* This is based on patients treated on this contract for their most recent course of treatment. Figures in italics indicate the base number of FP17s or Patient Questionnaire responses are less than 100. N/A is shown where the base number of responses is less than 10 during the period. % is calculated as Quantity/Base number*100

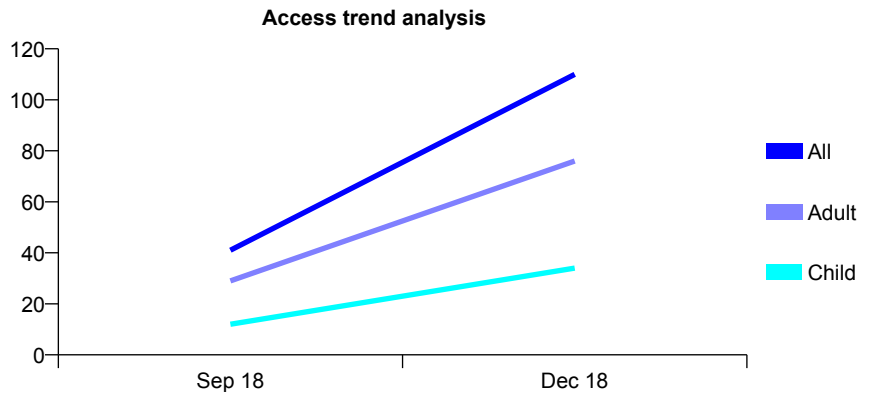
Q52 - Vital Signs At a Glance Contract Report for 100824/0000 - December 2018

Name or company name	Perfect Smile Clinic (UK) Ltd
Contract type name	GDS Contract
Purpose of contract	General
Contract start date	01/07/2018
Contract end date	31/03/2021

18/19 Contracted general activity (UDA)	685
Carry forward general activity (UDA)	0
18/19 Contracted orthodontic activity (UOA)	0
Carry forward orthodontic activity (UOA)	0
Baseline contract value	£19,385.50

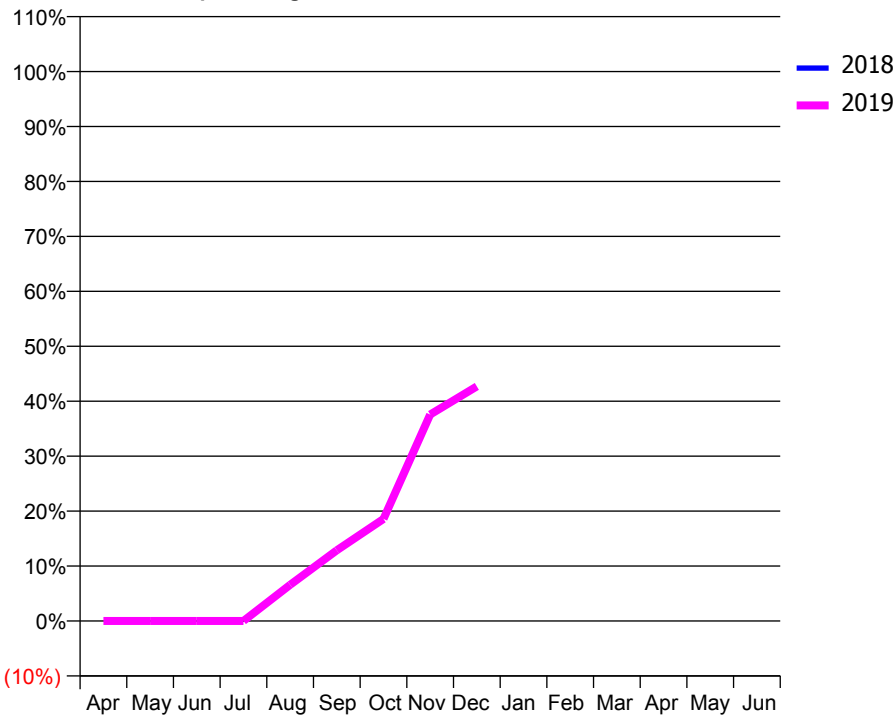
ACCESS*

Patients seen in 24 months	Total	Change since previous quarter
Quarter ending December 2017	0	
Quarter ending March 2018	0	
Quarter ending June 2018	0	
Quarter ending September 2018	41	↑
Quarter ending December 2018	110	↑
Variance since December 2017	N/A	



ACTIVITY

Cumulative percentage of contracted UDA delivered 2018 & 2019



Month	Adjusted Scheduled Activity (UDA)	
	2018	2019
April	0	0
May	0	0
June	0	0
July	0	0
August	0	45
September	0	88
October	0	127
November	0	257
December	0	292
January	0	
February	0	
March	0	
April	0	
May	0	
June	0	

QUALITY

	Quantity	Base Number	Contract	AT	Region	England
% of FP17s for the same patient ID Re-attending within 3 months - Children	0	34	0.0%	10.2%	12.3%	11.8%
% of FP17s for the same patient ID Re-attending within 3 months - Adults	1	80	1.3%	13.7%	15.8%	15.6%
% of FP17s for the same patient ID Re-attending between 3 & 9 months - Children	0	34	0.0%	61.5%	60.1%	58.8%
% of FP17s for the same patient ID Re-attending between 3 & 9 months - Adults	0	80	0.0%	55.3%	53.3%	51.0%
% of FP17s for Band 1 Urgent Courses	2	114	1.8%	7.9%	9.0%	9.0%
% of FP17s Relating to Free Repair or Replacements	0	114	0.0%	0.9%	1.0%	0.8%
% of FP17s Relating to Continuations	0	114	0.0%	0.9%	1.0%	0.9%
% of Patients satisfied with the dentistry they have received	0	0	N/A	91.5%	93.8%	93.2%
% of Patients satisfied with the time they had to wait for an appointment	0	0	N/A	86.9%	89.4%	88.3%

* This is based on patients treated on this contract for their most recent course of treatment. Figures in italics indicate the base number of FP17s or Patient Questionnaire responses are less than 100. N/A is shown where the base number of responses is less than 10 during the period. % is calculated as Quantity/Base number*100

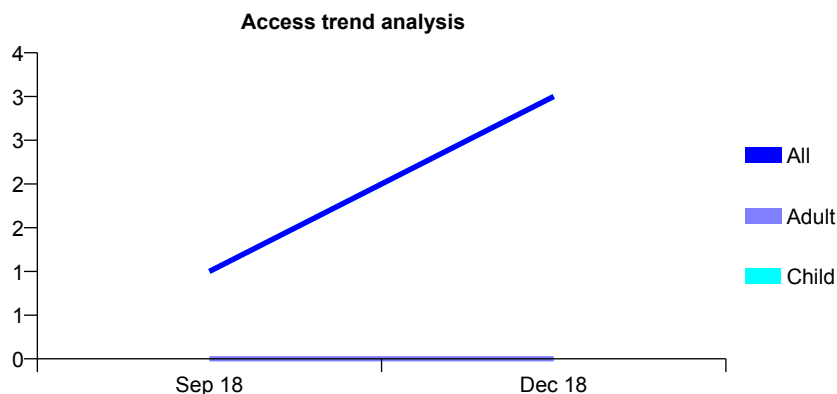
Q52 - Vital Signs At a Glance Contract Report for 100825/0000 - December 2018

Name or company name	MR MP BROWN
Contract type name	GDS Contract
Purpose of contract	General
Contract start date	01/07/2018
Contract end date	31/03/2021

18/19 Contracted general activity (UDA)	669
Carry forward general activity (UDA)	0
18/19 Contracted orthodontic activity (UOA)	0
Carry forward orthodontic activity (UOA)	0
Baseline contract value	£18,932.70

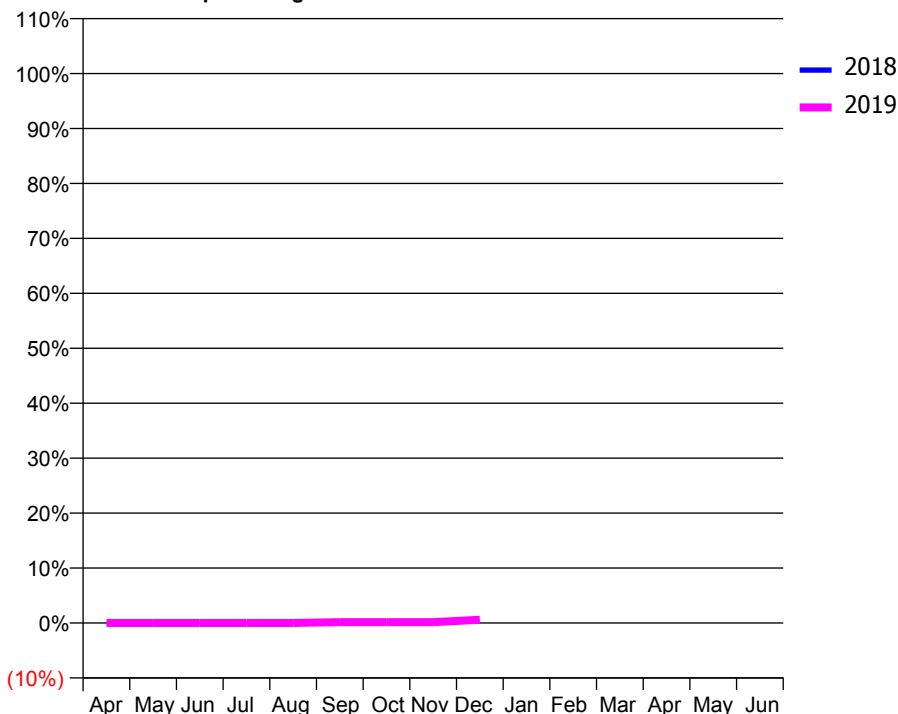
ACCESS*

Patients seen in 24 months	Total	Change since previous quarter
Quarter ending December 2017	0	
Quarter ending March 2018	0	
Quarter ending June 2018	0	
Quarter ending September 2018	1	↑
Quarter ending December 2018	3	↑
Variance since December 2017	N/A	



ACTIVITY

Cumulative percentage of contracted UDA delivered 2018 & 2019



Month	Adjusted Scheduled Activity (UDA)	
	2018	2019
April	0	0
May	0	0
June	0	0
July	0	0
August	0	0
September	0	1
October	0	1
November	0	1
December	0	4
January	0	
February	0	
March	0	
April	0	
May	0	
June	0	

QUALITY

	Quantity	Base Number	Contract	AT	Region	England
% of FP17s for the same patient ID Re-attending within 3 months - Children	0	4	0.0%	10.2%	12.3%	11.8%
% of FP17s for the same patient ID Re-attending within 3 months - Adults	0	0	N/A	13.7%	15.8%	15.6%
% of FP17s for the same patient ID Re-attending between 3 & 9 months - Children	0	4	0.0%	61.5%	60.1%	58.8%
% of FP17s for the same patient ID Re-attending between 3 & 9 months - Adults	0	0	N/A	55.3%	53.3%	51.0%
% of FP17s for Band 1 Urgent Courses	0	4	0.0%	7.9%	9.0%	9.0%
% of FP17s Relating to Free Repair or Replacements	0	4	0.0%	0.9%	1.0%	0.8%
% of FP17s Relating to Continuations	0	4	0.0%	0.9%	1.0%	0.9%
% of Patients satisfied with the dentistry they have received	0	0	N/A	91.5%	93.8%	93.2%
% of Patients satisfied with the time they had to wait for an appointment	0	0	N/A	86.9%	89.4%	88.3%

* This is based on patients treated on this contract for their most recent course of treatment. Figures in italics indicate the base number of FP17s or Patient Questionnaire responses are less than 100. N/A is shown where the base number of responses is less than 10 during the period. % is calculated as Quantity/Base number*100

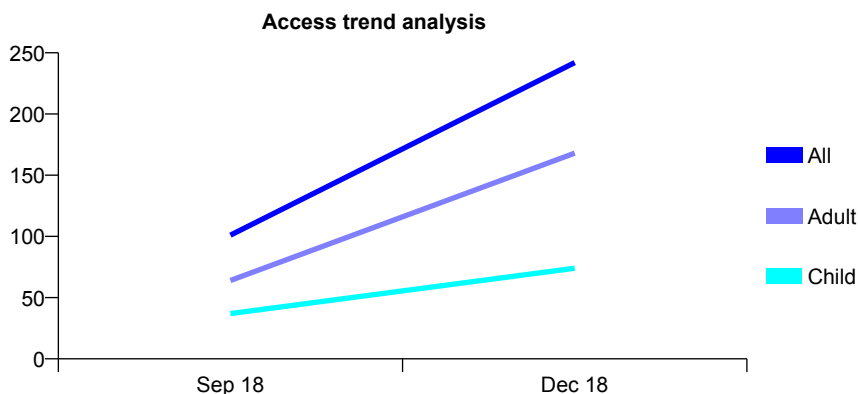
Q52 - Vital Signs At a Glance Contract Report for 100826/0000 - December 2018

Name or company name	MR JS DEU
Contract type name	GDS Contract
Purpose of contract	General
Contract start date	01/07/2018
Contract end date	31/03/2021

18/19 Contracted general activity (UDA)	1,188
Carry forward general activity (UDA)	0
18/19 Contracted orthodontic activity (UOA)	0
Carry forward orthodontic activity (UOA)	0
Baseline contract value	£33,620.40

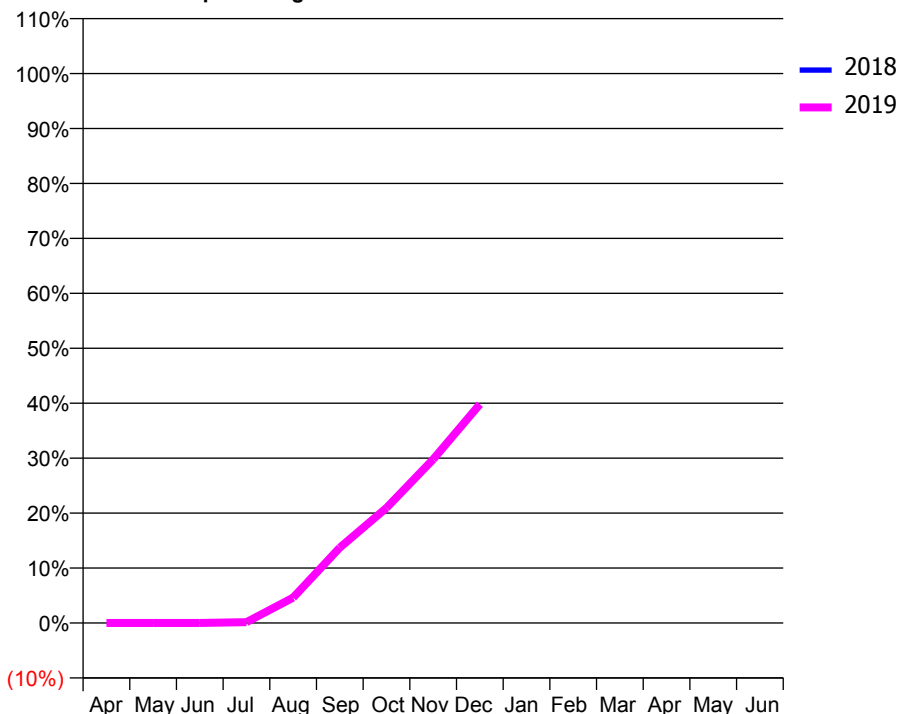
ACCESS*

Patients seen in 24 months	Total	Change since previous quarter
Quarter ending December 2017	0	
Quarter ending March 2018	0	
Quarter ending June 2018	0	
Quarter ending September 2018	101	↑
Quarter ending December 2018	242	↑
Variance since December 2017	N/A	



ACTIVITY

Cumulative percentage of contracted UDA delivered 2018 & 2019



Month	Adjusted Scheduled Activity (UDA)	
	2018	2019
April	0	0
May	0	0
June	0	0
July	0	2
August	0	55
September	0	163
October	0	249
November	0	354
December	0	473
January	0	
February	0	
March	0	
April	0	
May	0	
June	0	

QUALITY

	Quantity	Base Number	Contract	AT	Region	England
% of FP17s for the same patient ID Re-attending within 3 months - Children	0	76	0.0%	10.2%	12.3%	11.8%
% of FP17s for the same patient ID Re-attending within 3 months - Adults	0	147	0.0%	13.7%	15.8%	15.6%
% of FP17s for the same patient ID Re-attending between 3 & 9 months - Children	1	76	1.3%	61.5%	60.1%	58.8%
% of FP17s for the same patient ID Re-attending between 3 & 9 months - Adults	0	147	0.0%	55.3%	53.3%	51.0%
% of FP17s for Band 1 Urgent Courses	0	223	0.0%	7.9%	9.0%	9.0%
% of FP17s Relating to Free Repair or Replacements	0	223	0.0%	0.9%	1.0%	0.8%
% of FP17s Relating to Continuations	0	223	0.0%	0.9%	1.0%	0.9%
% of Patients satisfied with the dentistry they have received	0	0	N/A	91.5%	93.8%	93.2%
% of Patients satisfied with the time they had to wait for an appointment	0	0	N/A	86.9%	89.4%	88.3%

* This is based on patients treated on this contract for their most recent course of treatment. Figures in italics indicate the base number of FP17s or Patient Questionnaire responses are less than 100. N/A is shown where the base number of responses is less than 10 during the period. % is calculated as Quantity/Base number*100

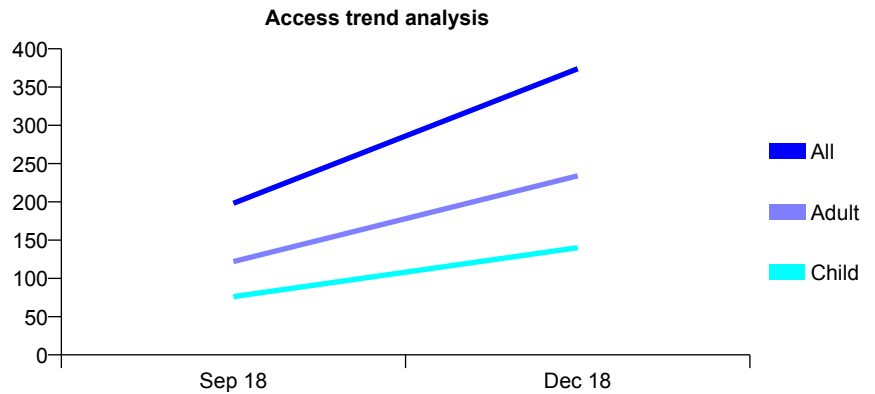
Q52 - Vital Signs At a Glance Contract Report for 100827/0000 - December 2018

Name or company name	MR PR ELLUL
Contract type name	GDS Contract
Purpose of contract	General
Contract start date	01/07/2018
Contract end date	31/03/2021

18/19 Contracted general activity (UDA)	1,030
Carry forward general activity (UDA)	0
18/19 Contracted orthodontic activity (UOA)	0
Carry forward orthodontic activity (UOA)	0
Baseline contract value	£29,149.00

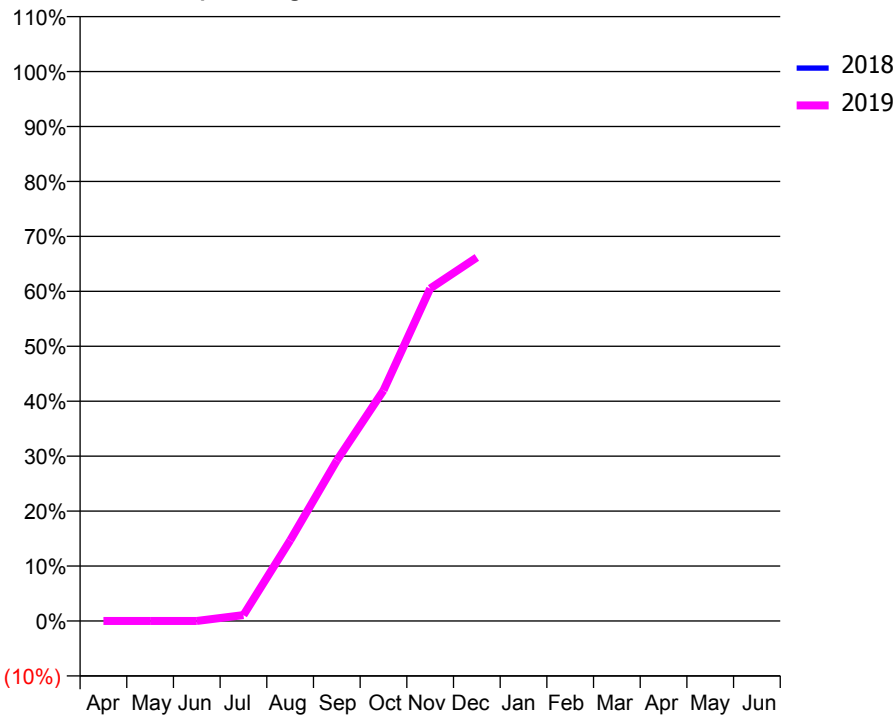
ACCESS*

Patients seen in 24 months	Total	Change since previous quarter
Quarter ending December 2017	0	
Quarter ending March 2018	0	
Quarter ending June 2018	0	
Quarter ending September 2018	198	↑
Quarter ending December 2018	374	↑
Variance since December 2017	N/A	



ACTIVITY

Cumulative percentage of contracted UDA delivered 2018 & 2019



Month	Adjusted Scheduled Activity (UDA)	
	2018	2019
April	0	0
May	0	0
June	0	0
July	0	11
August	0	151
September	0	301
October	0	432
November	0	623
December	0	682
January	0	
February	0	
March	0	
April	0	
May	0	
June	0	

QUALITY

	Quantity	Base Number	Contract	AT	Region	England
% of FP17s for the same patient ID Re-attending within 3 months - Children	3	132	2.3%	10.2%	12.3%	11.8%
% of FP17s for the same patient ID Re-attending within 3 months - Adults	9	237	3.8%	13.7%	15.8%	15.6%
% of FP17s for the same patient ID Re-attending between 3 & 9 months - Children	0	132	0.0%	61.5%	60.1%	58.8%
% of FP17s for the same patient ID Re-attending between 3 & 9 months - Adults	0	237	0.0%	55.3%	53.3%	51.0%
% of FP17s for Band 1 Urgent Courses	13	369	3.5%	7.9%	9.0%	9.0%
% of FP17s Relating to Free Repair or Replacements	0	369	0.0%	0.9%	1.0%	0.8%
% of FP17s Relating to Continuations	3	369	0.8%	0.9%	1.0%	0.9%
% of Patients satisfied with the dentistry they have received	0	0	N/A	91.5%	93.8%	93.2%
% of Patients satisfied with the time they had to wait for an appointment	0	0	N/A	86.9%	89.4%	88.3%

* This is based on patients treated on this contract for their most recent course of treatment. Figures in italics indicate the base number of FP17s or Patient Questionnaire responses are less than 100. N/A is shown where the base number of responses is less than 10 during the period. % is calculated as Quantity/Base number*100

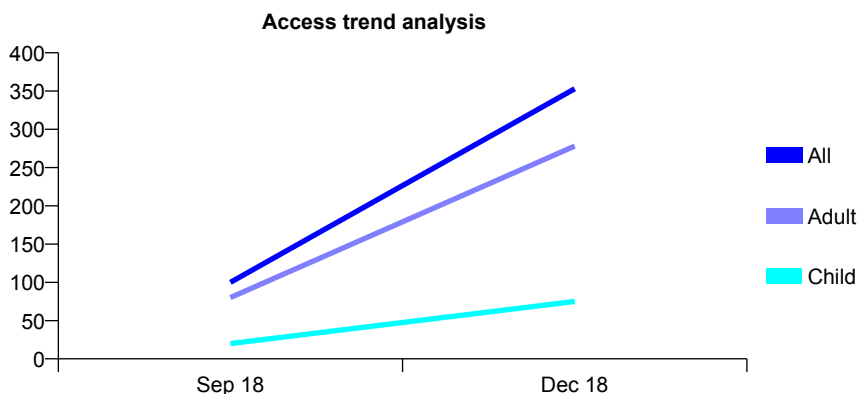
Q52 - Vital Signs At a Glance Contract Report for 100828/0000 - December 2018

Name or company name	Bingley Dental Practice
Contract type name	GDS Contract
Purpose of contract	General
Contract start date	01/07/2018
Contract end date	31/03/2021

18/19 Contracted general activity (UDA)	2,947
Carry forward general activity (UDA)	0
18/19 Contracted orthodontic activity (UOA)	0
Carry forward orthodontic activity (UOA)	0
Baseline contract value	£83,400.10

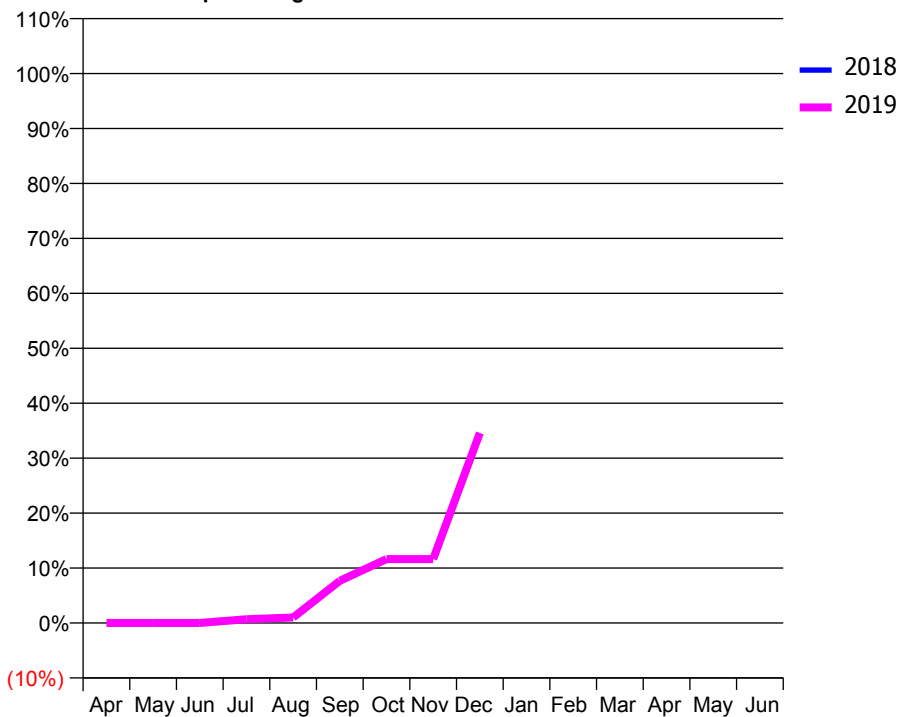
ACCESS*

Patients seen in 24 months	Total	Change since previous quarter
Quarter ending December 2017	0	
Quarter ending March 2018	0	
Quarter ending June 2018	0	
Quarter ending September 2018	100	↑
Quarter ending December 2018	353	↑
Variance since December 2017	N/A	



ACTIVITY

Cumulative percentage of contracted UDA delivered 2018 & 2019



Month	Adjusted Scheduled Activity (UDA)	
	2018	2019
April	0	0
May	0	0
June	0	0
July	0	21
August	0	30
September	0	227
October	0	343
November	0	343
December	0	1,019
January	0	
February	0	
March	0	
April	0	
May	0	
June	0	

QUALITY

	Quantity	Base Number	Contract	AT	Region	England
% of FP17s for the same patient ID Re-attending within 3 months - Children	3	64	4.7%	10.2%	12.3%	11.8%
% of FP17s for the same patient ID Re-attending within 3 months - Adults	18	246	7.3%	13.7%	15.8%	15.6%
% of FP17s for the same patient ID Re-attending between 3 & 9 months - Children	1	64	1.6%	61.5%	60.1%	58.8%
% of FP17s for the same patient ID Re-attending between 3 & 9 months - Adults	1	246	0.4%	55.3%	53.3%	51.0%
% of FP17s for Band 1 Urgent Courses	31	310	10.0%	7.9%	9.0%	9.0%
% of FP17s Relating to Free Repair or Replacements	2	310	0.6%	0.9%	1.0%	0.8%
% of FP17s Relating to Continuations	0	310	0.0%	0.9%	1.0%	0.9%
% of Patients satisfied with the dentistry they have received	0	0	N/A	91.5%	93.8%	93.2%
% of Patients satisfied with the time they had to wait for an appointment	0	0	N/A	86.9%	89.4%	88.3%

* This is based on patients treated on this contract for their most recent course of treatment. Figures in italics indicate the base number of FP17s or Patient Questionnaire responses are less than 100. N/A is shown where the base number of responses is less than 10 during the period. % is calculated as Quantity/Base number*100

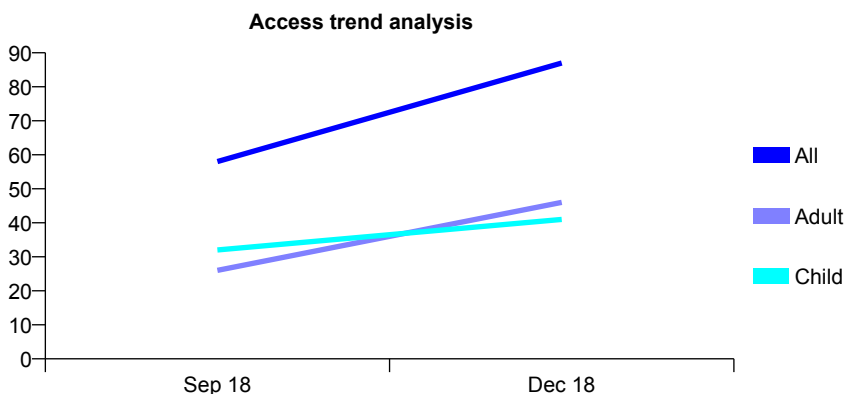
Q52 - Vital Signs At a Glance Contract Report for 100830/0000 - December 2018

Name or company name	MISS F SHAKOOR
Contract type name	GDS Contract
Purpose of contract	General
Contract start date	01/07/2018
Contract end date	31/03/2021

18/19 Contracted general activity (UDA)	334
Carry forward general activity (UDA)	0
18/19 Contracted orthodontic activity (UOA)	0
Carry forward orthodontic activity (UOA)	0
Baseline contract value	£9,452.20

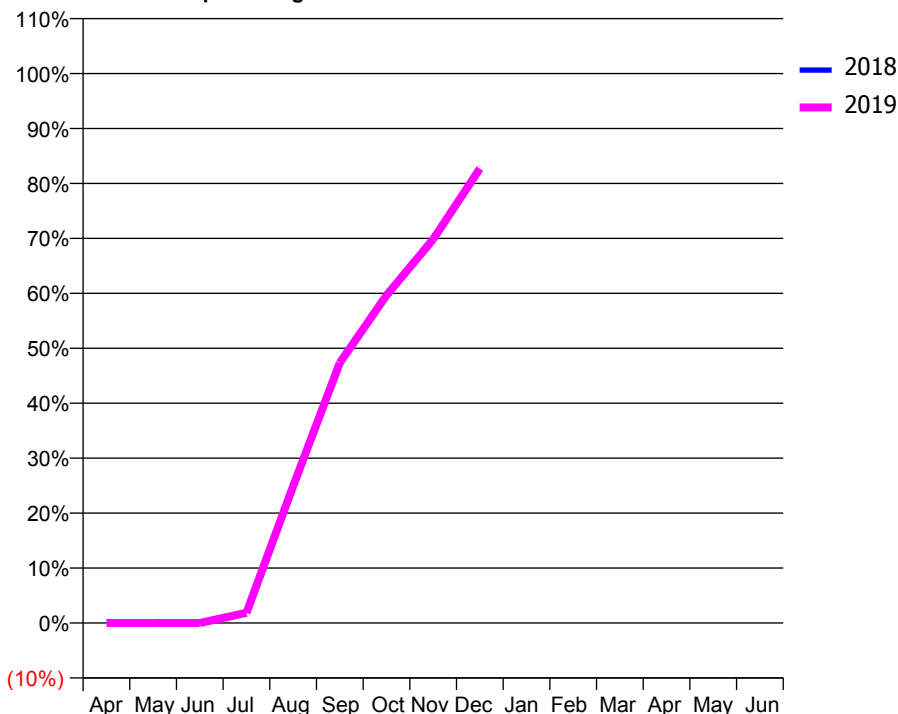
ACCESS*

Patients seen in 24 months	Total	Change since previous quarter
Quarter ending December 2017	0	
Quarter ending March 2018	0	
Quarter ending June 2018	0	
Quarter ending September 2018	58	↑
Quarter ending December 2018	87	↑
Variance since December 2017	N/A	



ACTIVITY

Cumulative percentage of contracted UDA delivered 2018 & 2019



Month	Adjusted Scheduled Activity (UDA)	
	2018	2019
April	0	0
May	0	0
June	0	0
July	0	6
August	0	83
September	0	158
October	0	199
November	0	233
December	0	276
January	0	
February	0	
March	0	
April	0	
May	0	
June	0	

QUALITY

	Quantity	Base Number	Contract	AT	Region	England
% of FP17s for the same patient ID Re-attending within 3 months - Children	0	50	0.0%	10.2%	12.3%	11.8%
% of FP17s for the same patient ID Re-attending within 3 months - Adults	1	54	1.9%	13.7%	15.8%	15.6%
% of FP17s for the same patient ID Re-attending between 3 & 9 months - Children	1	50	2.0%	61.5%	60.1%	58.8%
% of FP17s for the same patient ID Re-attending between 3 & 9 months - Adults	0	54	0.0%	55.3%	53.3%	51.0%
% of FP17s for Band 1 Urgent Courses	1	104	1.0%	7.9%	9.0%	9.0%
% of FP17s Relating to Free Repair or Replacements	0	104	0.0%	0.9%	1.0%	0.8%
% of FP17s Relating to Continuations	0	104	0.0%	0.9%	1.0%	0.9%
% of Patients satisfied with the dentistry they have received	0	0	N/A	91.5%	93.8%	93.2%
% of Patients satisfied with the time they had to wait for an appointment	0	0	N/A	86.9%	89.4%	88.3%

* This is based on patients treated on this contract for their most recent course of treatment. Figures in italics indicate the base number of FP17s or Patient Questionnaire responses are less than 100. N/A is shown where the base number of responses is less than 10 during the period. % is calculated as Quantity/Base number*100

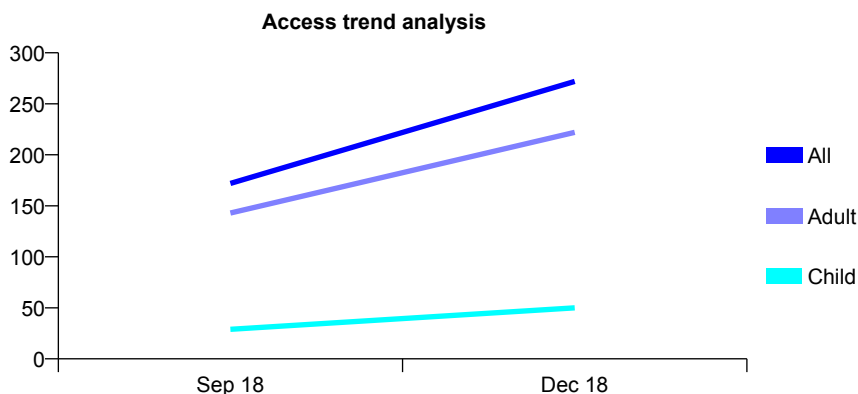
Q52 - Vital Signs At a Glance Contract Report for 100832/0000 - December 2018

Name or company name	MR MA SPEIGHT
Contract type name	GDS Contract
Purpose of contract	General
Contract start date	01/07/2018
Contract end date	31/03/2021

18/19 Contracted general activity (UDA)	670
Carry forward general activity (UDA)	0
18/19 Contracted orthodontic activity (UOA)	0
Carry forward orthodontic activity (UOA)	0
Baseline contract value	£18,961.00

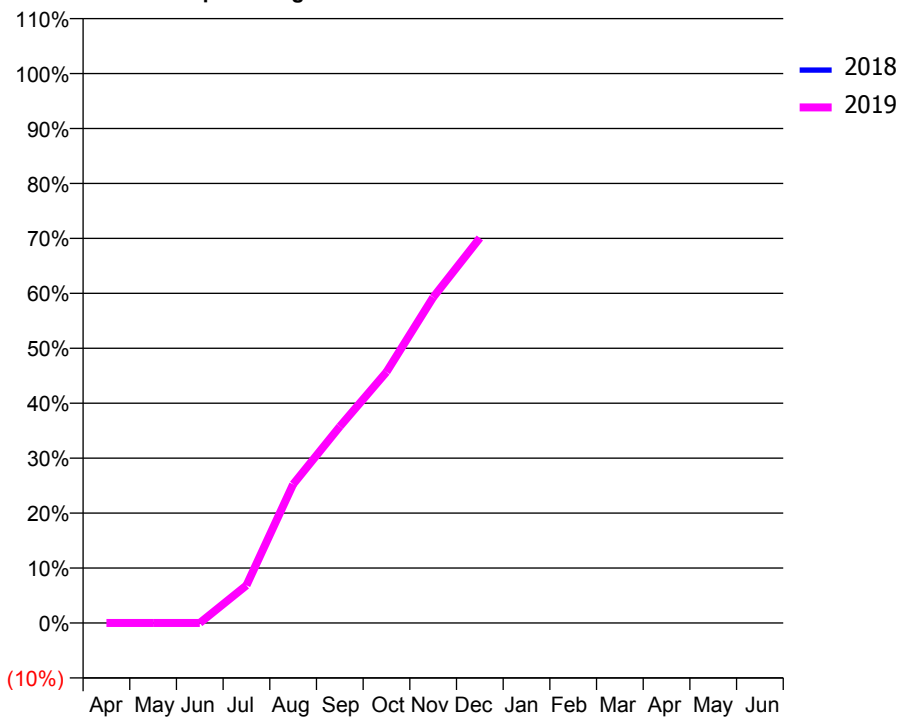
ACCESS*

Patients seen in 24 months	Total	Change since previous quarter
Quarter ending December 2017	0	
Quarter ending March 2018	0	
Quarter ending June 2018	0	
Quarter ending September 2018	172	↑
Quarter ending December 2018	272	↑
Variance since December 2017	N/A	



ACTIVITY

Cumulative percentage of contracted UDA delivered 2018 & 2019



Month	Adjusted Scheduled Activity (UDA)	
	2018	2019
April	0	0
May	0	0
June	0	0
July	0	46
August	0	169
September	0	240
October	0	306
November	0	397
December	0	469
January	0	
February	0	
March	0	
April	0	
May	0	
June	0	

QUALITY

	Quantity	Base Number	Contract	AT	Region	England
% of FP17s for the same patient ID Re-attending within 3 months - Children	0	52	0.0%	10.2%	12.3%	11.8%
% of FP17s for the same patient ID Re-attending within 3 months - Adults	2	241	0.8%	13.7%	15.8%	15.6%
% of FP17s for the same patient ID Re-attending between 3 & 9 months - Children	0	52	0.0%	61.5%	60.1%	58.8%
% of FP17s for the same patient ID Re-attending between 3 & 9 months - Adults	0	241	0.0%	55.3%	53.3%	51.0%
% of FP17s for Band 1 Urgent Courses	7	293	2.4%	7.9%	9.0%	9.0%
% of FP17s Relating to Free Repair or Replacements	0	293	0.0%	0.9%	1.0%	0.8%
% of FP17s Relating to Continuations	1	293	0.3%	0.9%	1.0%	0.9%
% of Patients satisfied with the dentistry they have received	0	0	N/A	91.5%	93.8%	93.2%
% of Patients satisfied with the time they had to wait for an appointment	0	0	N/A	86.9%	89.4%	88.3%

* This is based on patients treated on this contract for their most recent course of treatment. Figures in italics indicate the base number of FP17s or Patient Questionnaire responses are less than 100. N/A is shown where the base number of responses is less than 10 during the period. % is calculated as Quantity/Base number*100

Q52 - Vital Signs At a Glance Contract Report for 100833/0000 - December 2018

Name or company name	Church Street Dental Partnership
Contract type name	GDS Contract
Purpose of contract	General
Contract start date	01/07/2018
Contract end date	31/03/2021

18/19 Contracted general activity (UDA)	1,424
Carry forward general activity (UDA)	0
18/19 Contracted orthodontic activity (UOA)	0
Carry forward orthodontic activity (UOA)	0
Baseline contract value	£40,299.20

ACCESS*

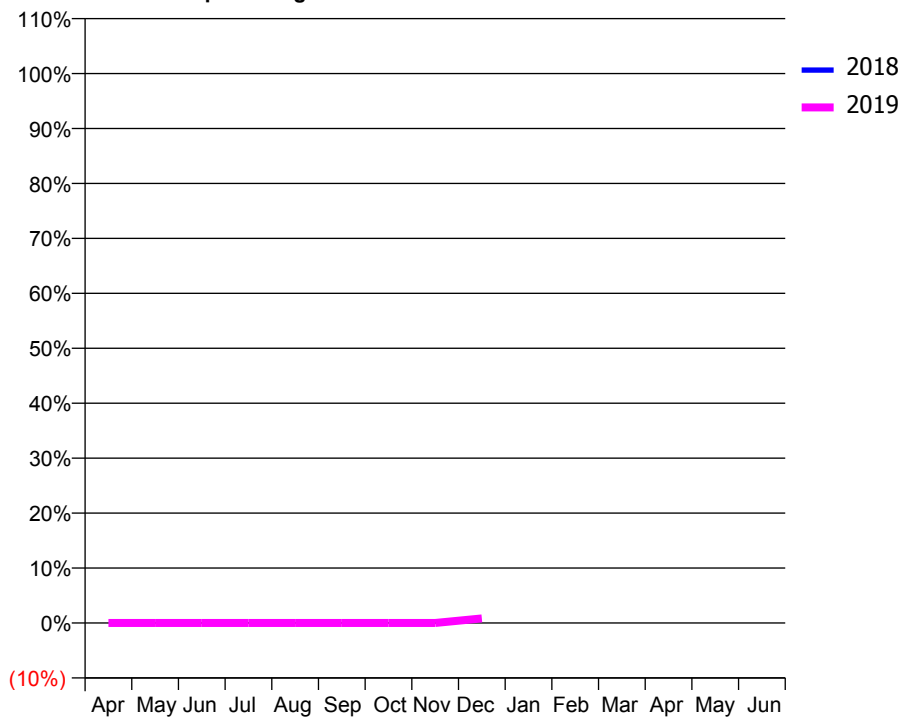
Patients seen in 24 months	Total	Change since previous quarter
Quarter ending December 2017	0	
Quarter ending March 2018	0	
Quarter ending June 2018	0	
Quarter ending September 2018	0	
Quarter ending December 2018	4	↑
Variance since December 2017	N/A	

Access trend analysis



ACTIVITY

Cumulative percentage of contracted UDA delivered 2018 & 2019



Month	Adjusted Scheduled Activity (UDA)	
	2018	2019
April	0	0
May	0	0
June	0	0
July	0	0
August	0	0
September	0	0
October	0	0
November	0	0
December	0	12
January	0	
February	0	
March	0	
April	0	
May	0	
June	0	

QUALITY

	Quantity	Base Number	Contract	AT	Region	England
% of FP17s for the same patient ID Re-attending within 3 months - Children	0	2	0.0%	10.2%	12.3%	11.8%
% of FP17s for the same patient ID Re-attending within 3 months - Adults	0	2	0.0%	13.7%	15.8%	15.6%
% of FP17s for the same patient ID Re-attending between 3 & 9 months - Children	0	2	0.0%	61.5%	60.1%	58.8%
% of FP17s for the same patient ID Re-attending between 3 & 9 months - Adults	0	2	0.0%	55.3%	53.3%	51.0%
% of FP17s for Band 1 Urgent Courses	0	4	0.0%	7.9%	9.0%	9.0%
% of FP17s Relating to Free Repair or Replacements	0	4	0.0%	0.9%	1.0%	0.8%
% of FP17s Relating to Continuations	0	4	0.0%	0.9%	1.0%	0.9%
% of Patients satisfied with the dentistry they have received	0	0	N/A	91.5%	93.8%	93.2%
% of Patients satisfied with the time they had to wait for an appointment	0	0	N/A	86.9%	89.4%	88.3%

* This is based on patients treated on this contract for their most recent course of treatment. Figures in italics indicate the base number of FP17s or Patient Questionnaire responses are less than 100. N/A is shown where the base number of responses is less than 10 during the period. % is calculated as Quantity/Base number*100

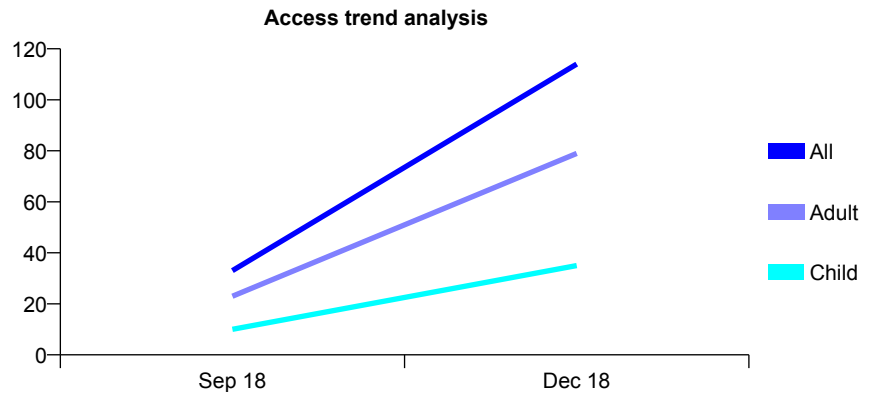
Q52 - Vital Signs At a Glance Contract Report for 100834/0000 - December 2018

Name or company name	Mr Imtiaz Khajwal
Contract type name	GDS Contract
Purpose of contract	General
Contract start date	01/08/2018
Contract end date	31/03/2021

18/19 Contracted general activity (UDA)	405
Carry forward general activity (UDA)	0
18/19 Contracted orthodontic activity (UOA)	0
Carry forward orthodontic activity (UOA)	0
Baseline contract value	£11,461.50

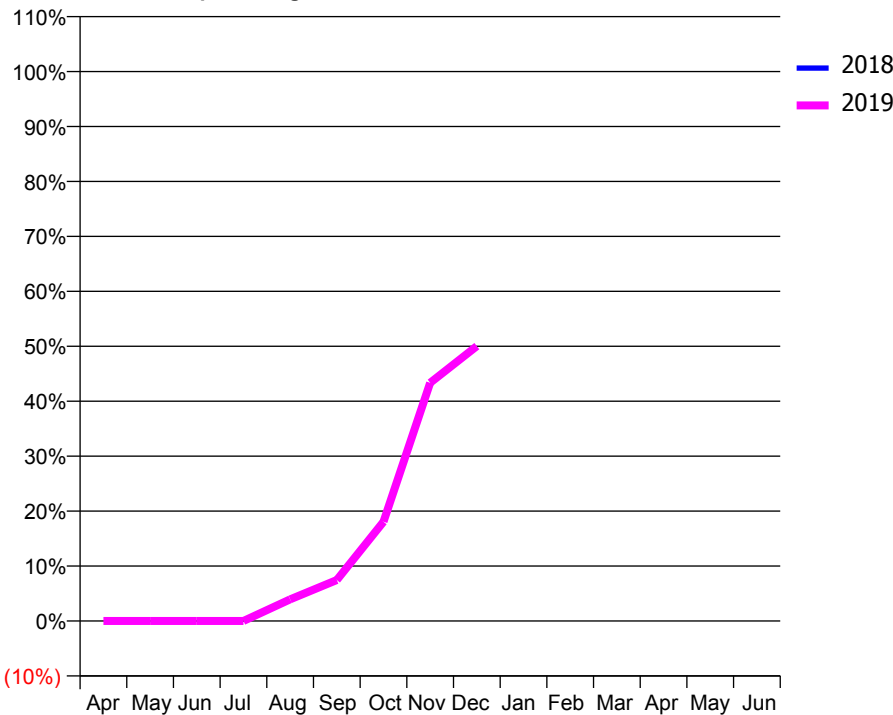
ACCESS*

Patients seen in 24 months	Total	Change since previous quarter
Quarter ending December 2017	0	
Quarter ending March 2018	0	
Quarter ending June 2018	0	
Quarter ending September 2018	33	↑
Quarter ending December 2018	114	↑
Variance since December 2017	N/A	



ACTIVITY

Cumulative percentage of contracted UDA delivered 2018 & 2019



Month	Adjusted Scheduled Activity (UDA)	
	2018	2019
April	0	0
May	0	0
June	0	0
July	0	0
August	0	16
September	0	30
October	0	73
November	0	176
December	0	203
January	0	
February	0	
March	0	
April	0	
May	0	
June	0	

QUALITY

	Quantity	Base Number	Contract	AT	Region	England
% of FP17s for the same patient ID Re-attending within 3 months - Children	0	35	0.0%	10.2%	12.3%	11.8%
% of FP17s for the same patient ID Re-attending within 3 months - Adults	1	74	1.4%	13.7%	15.8%	15.6%
% of FP17s for the same patient ID Re-attending between 3 & 9 months - Children	0	35	0.0%	61.5%	60.1%	58.8%
% of FP17s for the same patient ID Re-attending between 3 & 9 months - Adults	0	74	0.0%	55.3%	53.3%	51.0%
% of FP17s for Band 1 Urgent Courses	3	109	2.8%	7.9%	9.0%	9.0%
% of FP17s Relating to Free Repair or Replacements	0	109	0.0%	0.9%	1.0%	0.8%
% of FP17s Relating to Continuations	0	109	0.0%	0.9%	1.0%	0.9%
% of Patients satisfied with the dentistry they have received	0	0	N/A	91.5%	93.8%	93.2%
% of Patients satisfied with the time they had to wait for an appointment	0	0	N/A	86.9%	89.4%	88.3%

* This is based on patients treated on this contract for their most recent course of treatment. Figures in italics indicate the base number of FP17s or Patient Questionnaire responses are less than 100. N/A is shown where the base number of responses is less than 10 during the period. % is calculated as Quantity/Base number*100

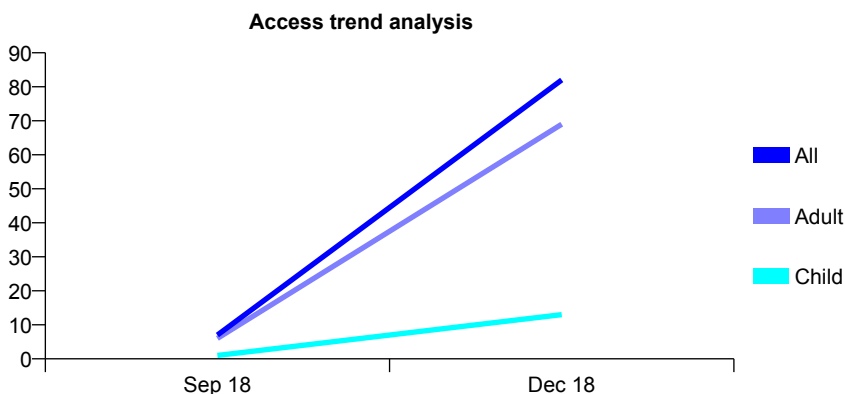
Q52 - Vital Signs At a Glance Contract Report for 100836/0000 - December 2018

Name or company name	Chris Anderson Dental Surgeon Limited
Contract type name	GDS Contract
Purpose of contract	General
Contract start date	01/09/2018
Contract end date	31/03/2021

18/19 Contracted general activity (UDA)	625
Carry forward general activity (UDA)	0
18/19 Contracted orthodontic activity (UOA)	0
Carry forward orthodontic activity (UOA)	0
Baseline contract value	£17,687.50

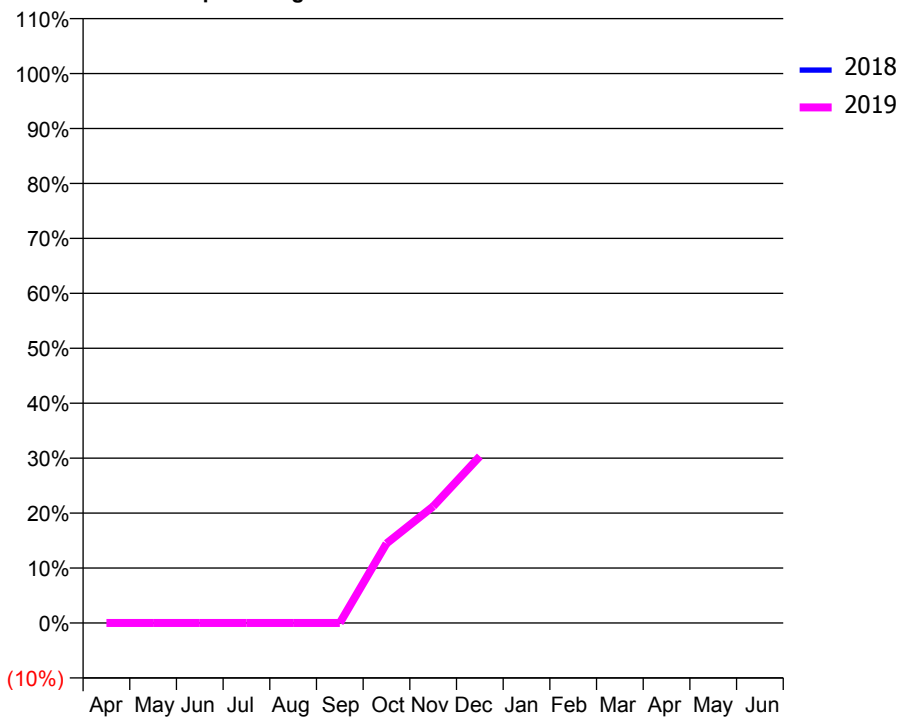
ACCESS*

Patients seen in 24 months	Total	Change since previous quarter
Quarter ending December 2017	0	
Quarter ending March 2018	0	
Quarter ending June 2018	0	
Quarter ending September 2018	7	↑
Quarter ending December 2018	82	↑
Variance since December 2017	N/A	



ACTIVITY

Cumulative percentage of contracted UDA delivered 2018 & 2019



Month	Adjusted Scheduled Activity (UDA)	
	2018	2019
April	0	0
May	0	0
June	0	0
July	0	0
August	0	0
September	0	0
October	0	90
November	0	133
December	0	190
January	0	
February	0	
March	0	
April	0	
May	0	
June	0	

QUALITY

	Quantity	Base Number	Contract	AT	Region	England
% of FP17s for the same patient ID Re-attending within 3 months - Children	0	13	0.0%	10.2%	12.3%	11.8%
% of FP17s for the same patient ID Re-attending within 3 months - Adults	4	73	5.5%	13.7%	15.8%	15.6%
% of FP17s for the same patient ID Re-attending between 3 & 9 months - Children	0	13	0.0%	61.5%	60.1%	58.8%
% of FP17s for the same patient ID Re-attending between 3 & 9 months - Adults	0	73	0.0%	55.3%	53.3%	51.0%
% of FP17s for Band 1 Urgent Courses	3	86	3.5%	7.9%	9.0%	9.0%
% of FP17s Relating to Free Repair or Replacements	1	86	1.2%	0.9%	1.0%	0.8%
% of FP17s Relating to Continuations	0	86	0.0%	0.9%	1.0%	0.9%
% of Patients satisfied with the dentistry they have received	0	0	N/A	91.5%	93.8%	93.2%
% of Patients satisfied with the time they had to wait for an appointment	0	0	N/A	86.9%	89.4%	88.3%

* This is based on patients treated on this contract for their most recent course of treatment. Figures in italics indicate the base number of FP17s or Patient Questionnaire responses are less than 100. N/A is shown where the base number of responses is less than 10 during the period. % is calculated as Quantity/Base number*100

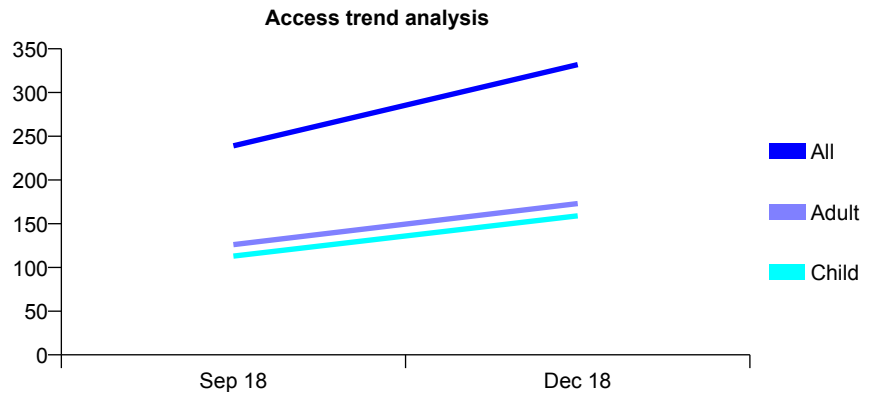
Q52 - Vital Signs At a Glance Contract Report for 100837/0000 - December 2018

Name or company name	Bailiff Bridge Dental Practice
Contract type name	GDS Contract
Purpose of contract	General
Contract start date	01/07/2018
Contract end date	31/03/2021

18/19 Contracted general activity (UDA)	2,400
Carry forward general activity (UDA)	0
18/19 Contracted orthodontic activity (UOA)	0
Carry forward orthodontic activity (UOA)	0
Baseline contract value	£67,920.00

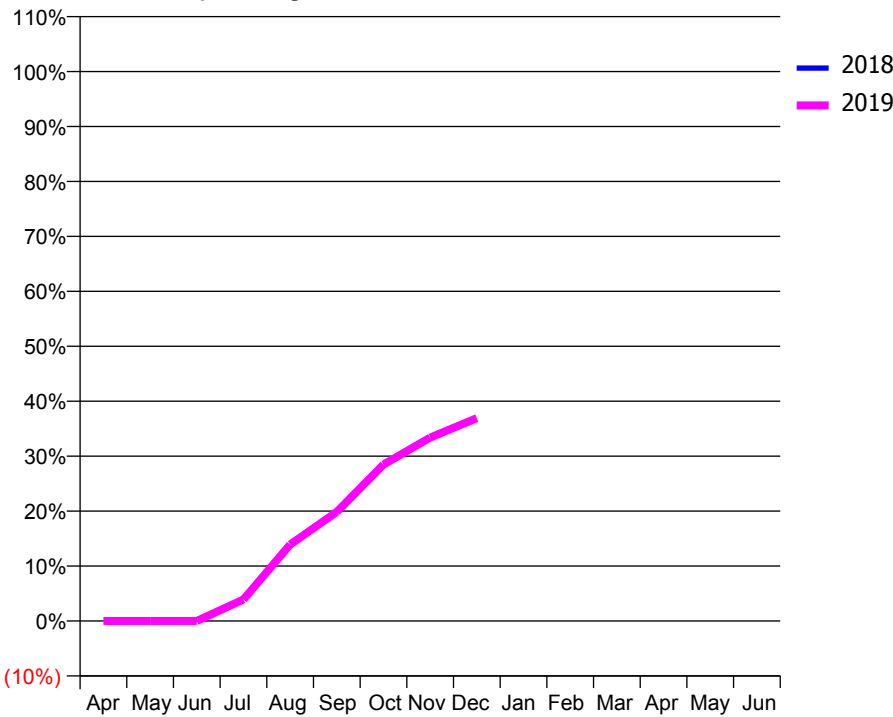
ACCESS*

Patients seen in 24 months	Total	Change since previous quarter
Quarter ending December 2017	0	
Quarter ending March 2018	0	
Quarter ending June 2018	0	
Quarter ending September 2018	239	↑
Quarter ending December 2018	332	↑
Variance since December 2017	N/A	



ACTIVITY

Cumulative percentage of contracted UDA delivered 2018 & 2019



Month	Adjusted Scheduled Activity (UDA)	
	2018	2019
April	0	0
May	0	0
June	0	0
July	0	94
August	0	334
September	0	477
October	0	683
November	0	801
December	0	886
January	0	
February	0	
March	0	
April	0	
May	0	
June	0	

QUALITY

	Quantity	Base Number	Contract	AT	Region	England
% of FP17s for the same patient ID Re-attending within 3 months - Children	6	189	3.2%	10.2%	12.3%	11.8%
% of FP17s for the same patient ID Re-attending within 3 months - Adults	9	209	4.3%	13.7%	15.8%	15.6%
% of FP17s for the same patient ID Re-attending between 3 & 9 months - Children	1	189	0.5%	61.5%	60.1%	58.8%
% of FP17s for the same patient ID Re-attending between 3 & 9 months - Adults	0	209	0.0%	55.3%	53.3%	51.0%
% of FP17s for Band 1 Urgent Courses	12	398	3.0%	7.9%	9.0%	9.0%
% of FP17s Relating to Free Repair or Replacements	0	398	0.0%	0.9%	1.0%	0.8%
% of FP17s Relating to Continuations	3	398	0.8%	0.9%	1.0%	0.9%
% of Patients satisfied with the dentistry they have received	0	0	N/A	91.5%	93.8%	93.2%
% of Patients satisfied with the time they had to wait for an appointment	0	0	N/A	86.9%	89.4%	88.3%

* This is based on patients treated on this contract for their most recent course of treatment. Figures in italics indicate the base number of FP17s or Patient Questionnaire responses are less than 100. N/A is shown where the base number of responses is less than 10 during the period. % is calculated as Quantity/Base number*100

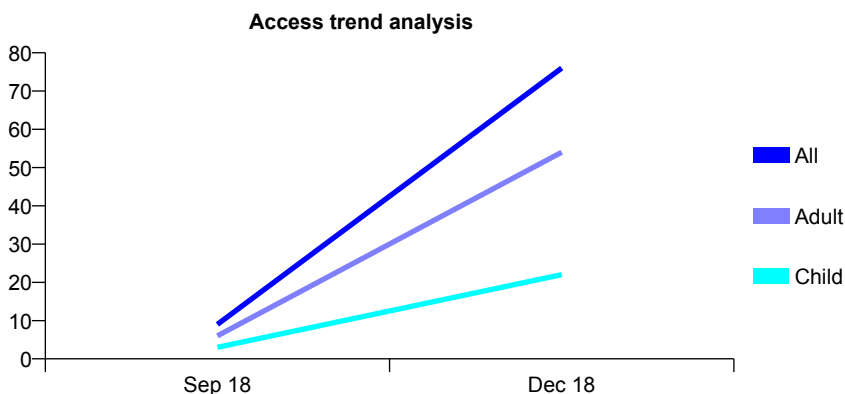
Q52 - Vital Signs At a Glance Contract Report for 100839/0000 - December 2018

Name or company name	Royd House Dental Practice Limited
Contract type name	GDS Contract
Purpose of contract	General
Contract start date	01/09/2018
Contract end date	31/03/2021

18/19 Contracted general activity (UDA)	245
Carry forward general activity (UDA)	0
18/19 Contracted orthodontic activity (UOA)	0
Carry forward orthodontic activity (UOA)	0
Baseline contract value	£6,933.50

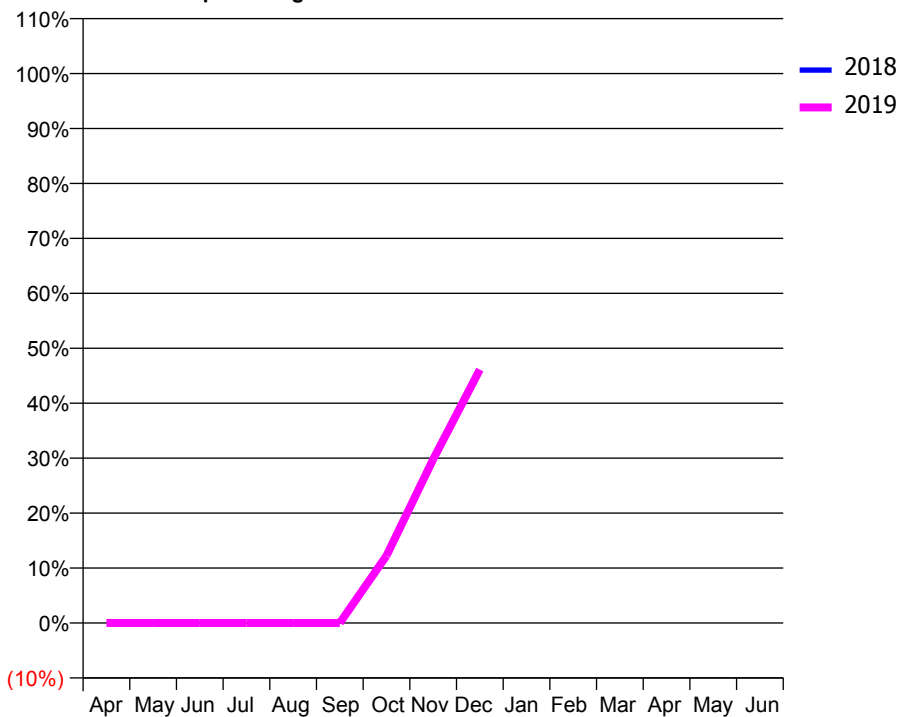
ACCESS*

Patients seen in 24 months	Total	Change since previous quarter
Quarter ending December 2017	0	
Quarter ending March 2018	0	
Quarter ending June 2018	0	
Quarter ending September 2018	9	↑
Quarter ending December 2018	76	↑
Variance since December 2017	N/A	



ACTIVITY

Cumulative percentage of contracted UDA delivered 2018 & 2019



Month	Adjusted Scheduled Activity (UDA)	
	2018	2019
April	0	0
May	0	0
June	0	0
July	0	0
August	0	0
September	0	0
October	0	30
November	0	73
December	0	113
January	0	
February	0	
March	0	
April	0	
May	0	
June	0	

QUALITY

	Quantity	Base Number	Contract	AT	Region	England
% of FP17s for the same patient ID Re-attending within 3 months - Children	0	21	0.0%	10.2%	12.3%	11.8%
% of FP17s for the same patient ID Re-attending within 3 months - Adults	0	49	0.0%	13.7%	15.8%	15.6%
% of FP17s for the same patient ID Re-attending between 3 & 9 months - Children	0	21	0.0%	61.5%	60.1%	58.8%
% of FP17s for the same patient ID Re-attending between 3 & 9 months - Adults	0	49	0.0%	55.3%	53.3%	51.0%
% of FP17s for Band 1 Urgent Courses	0	70	0.0%	7.9%	9.0%	9.0%
% of FP17s Relating to Free Repair or Replacements	0	70	0.0%	0.9%	1.0%	0.8%
% of FP17s Relating to Continuations	0	70	0.0%	0.9%	1.0%	0.9%
% of Patients satisfied with the dentistry they have received	0	0	N/A	91.5%	93.8%	93.2%
% of Patients satisfied with the time they had to wait for an appointment	0	0	N/A	86.9%	89.4%	88.3%

* This is based on patients treated on this contract for their most recent course of treatment. Figures in italics indicate the base number of FP17s or Patient Questionnaire responses are less than 100. N/A is shown where the base number of responses is less than 10 during the period. % is calculated as Quantity/Base number*100

Q52 - Vital Signs At a Glance Contract Report for 100840/0000 - December 2018


Name or company name	Meltham Dental Care Ltd
Contract type name	GDS Contract
Purpose of contract	General
Contract start date	01/09/2018
Contract end date	31/03/2021

18/19 Contracted general activity (UDA)	300
Carry forward general activity (UDA)	0
18/19 Contracted orthodontic activity (UOA)	0
Carry forward orthodontic activity (UOA)	0
Baseline contract value	£8,490.00

ACCESS*

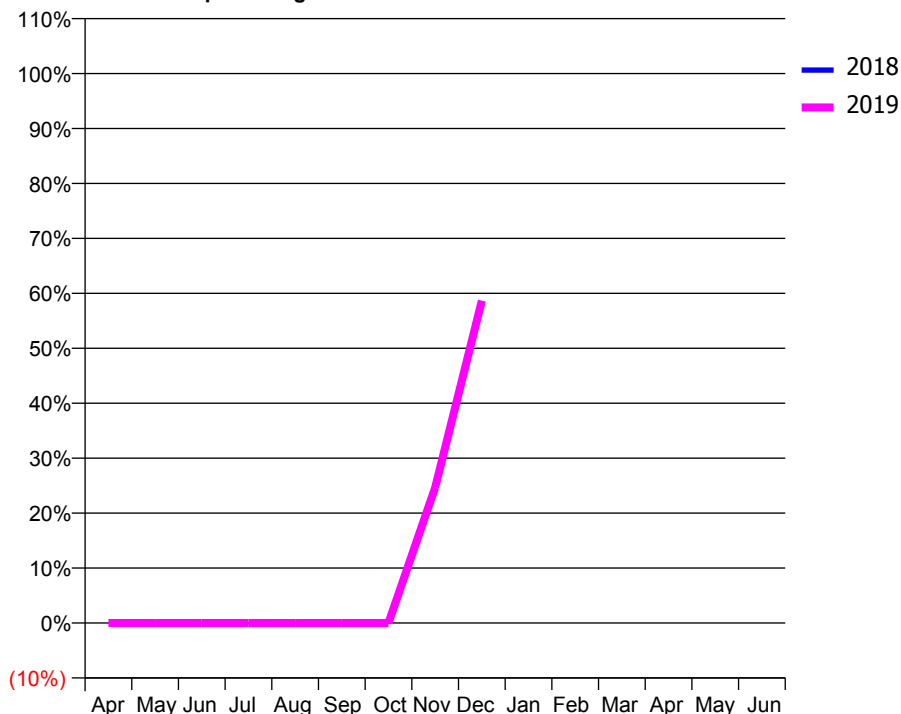
Patients seen in 24 months	Total	Change since previous quarter
Quarter ending December 2017	0	
Quarter ending March 2018	0	
Quarter ending June 2018	0	
Quarter ending September 2018	0	
Quarter ending December 2018	79	↑
Variance since December 2017	N/A	

Access trend analysis



ACTIVITY

Cumulative percentage of contracted UDA delivered 2018 & 2019



Month	Adjusted Scheduled Activity (UDA)	
	2018	2019
April	0	0
May	0	0
June	0	0
July	0	0
August	0	0
September	0	0
October	0	0
November	0	74
December	0	176
January	0	
February	0	
March	0	
April	0	
May	0	
June	0	

QUALITY

	Quantity	Base Number	Contract	AT	Region	England
% of FP17s for the same patient ID Re-attending within 3 months - Children	0	12	0.0%	10.2%	12.3%	11.8%
% of FP17s for the same patient ID Re-attending within 3 months - Adults	0	41	0.0%	13.7%	15.8%	15.6%
% of FP17s for the same patient ID Re-attending between 3 & 9 months - Children	0	12	0.0%	61.5%	60.1%	58.8%
% of FP17s for the same patient ID Re-attending between 3 & 9 months - Adults	0	41	0.0%	55.3%	53.3%	51.0%
% of FP17s for Band 1 Urgent Courses	0	53	0.0%	7.9%	9.0%	9.0%
% of FP17s Relating to Free Repair or Replacements	0	53	0.0%	0.9%	1.0%	0.8%
% of FP17s Relating to Continuations	0	53	0.0%	0.9%	1.0%	0.9%
% of Patients satisfied with the dentistry they have received	0	0	N/A	91.5%	93.8%	93.2%
% of Patients satisfied with the time they had to wait for an appointment	0	0	N/A	86.9%	89.4%	88.3%

* This is based on patients treated on this contract for their most recent course of treatment. Figures in italics indicate the base number of FP17s or Patient Questionnaire responses are less than 100. N/A is shown where the base number of responses is less than 10 during the period. % is calculated as Quantity/Base number*100

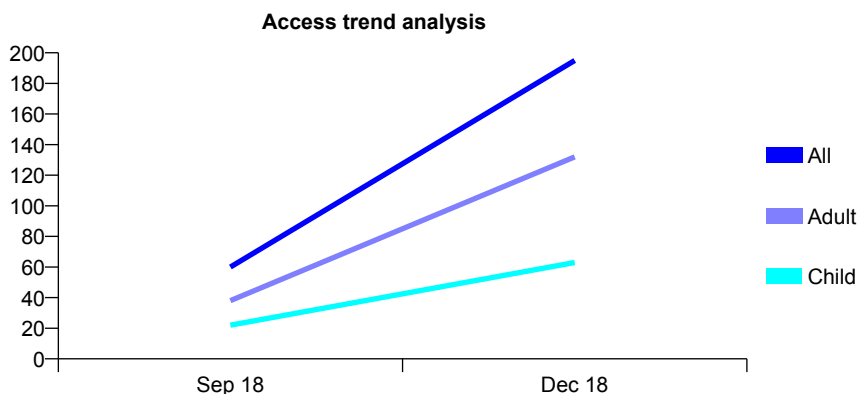
Q52 - Vital Signs At a Glance Contract Report for 100841/0000 - December 2018

Name or company name	Bedford & Associates Limited
Contract type name	GDS Contract
Purpose of contract	General
Contract start date	01/07/2018
Contract end date	31/03/2021

18/19 Contracted general activity (UDA)	1,496
Carry forward general activity (UDA)	0
18/19 Contracted orthodontic activity (UOA)	0
Carry forward orthodontic activity (UOA)	0
Baseline contract value	£42,336.80

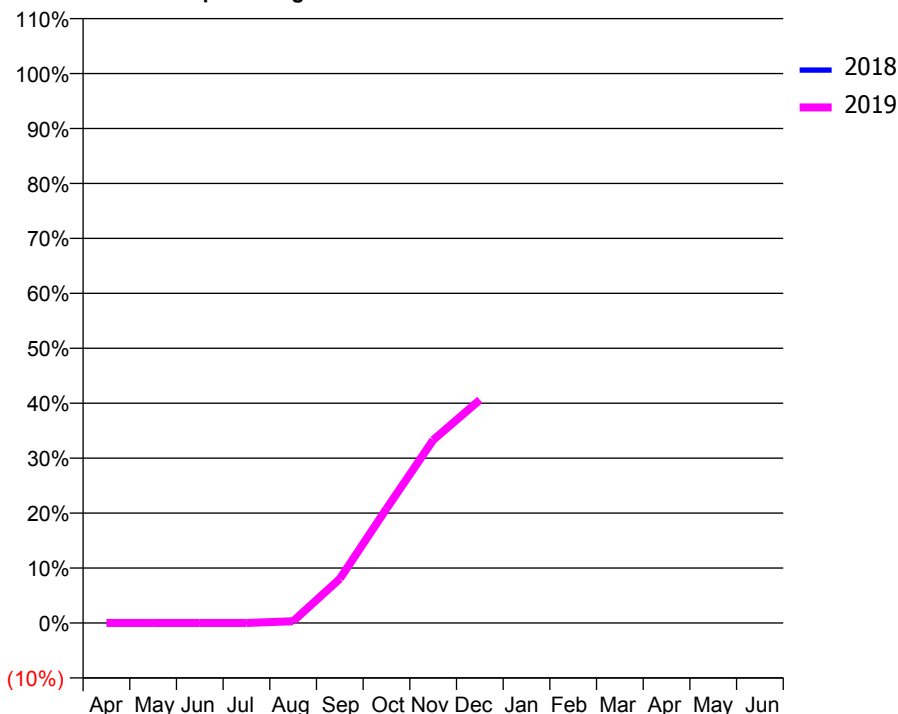
ACCESS*

Patients seen in 24 months	Total	Change since previous quarter
Quarter ending December 2017	0	
Quarter ending March 2018	0	
Quarter ending June 2018	0	
Quarter ending September 2018	60	↑
Quarter ending December 2018	195	↑
Variance since December 2017	N/A	



ACTIVITY

Cumulative percentage of contracted UDA delivered 2018 & 2019



Month	Adjusted Scheduled Activity (UDA)	
	2018	2019
April	0	0
May	0	0
June	0	0
July	0	0
August	0	5
September	0	120
October	0	311
November	0	498
December	0	607
January	0	
February	0	
March	0	
April	0	
May	0	
June	0	

QUALITY

	Quantity	Base Number	Contract	AT	Region	England
% of FP17s for the same patient ID Re-attending within 3 months - Children	0	57	0.0%	10.2%	12.3%	11.8%
% of FP17s for the same patient ID Re-attending within 3 months - Adults	6	128	4.7%	13.7%	15.8%	15.6%
% of FP17s for the same patient ID Re-attending between 3 & 9 months - Children	0	57	0.0%	61.5%	60.1%	58.8%
% of FP17s for the same patient ID Re-attending between 3 & 9 months - Adults	0	128	0.0%	55.3%	53.3%	51.0%
% of FP17s for Band 1 Urgent Courses	2	185	1.1%	7.9%	9.0%	9.0%
% of FP17s Relating to Free Repair or Replacements	0	185	0.0%	0.9%	1.0%	0.8%
% of FP17s Relating to Continuations	6	185	3.2%	0.9%	1.0%	0.9%
% of Patients satisfied with the dentistry they have received	0	0	N/A	91.5%	93.8%	93.2%
% of Patients satisfied with the time they had to wait for an appointment	0	0	N/A	86.9%	89.4%	88.3%

* This is based on patients treated on this contract for their most recent course of treatment. Figures in italics indicate the base number of FP17s or Patient Questionnaire responses are less than 100. N/A is shown where the base number of responses is less than 10 during the period. % is calculated as Quantity/Base number*100

Q52 - Vital Signs At a Glance Contract Report for 100870/0000 - December 2018


Name or company name	MR A HUSSAIN
Contract type name	GDS Contract
Purpose of contract	General
Contract start date	01/10/2018
Contract end date	31/03/2019

18/19 Contracted general activity (UDA)	840
Carry forward general activity (UDA)	0
18/19 Contracted orthodontic activity (UOA)	0
Carry forward orthodontic activity (UOA)	0
Baseline contract value	£23,772.00

ACCESS*

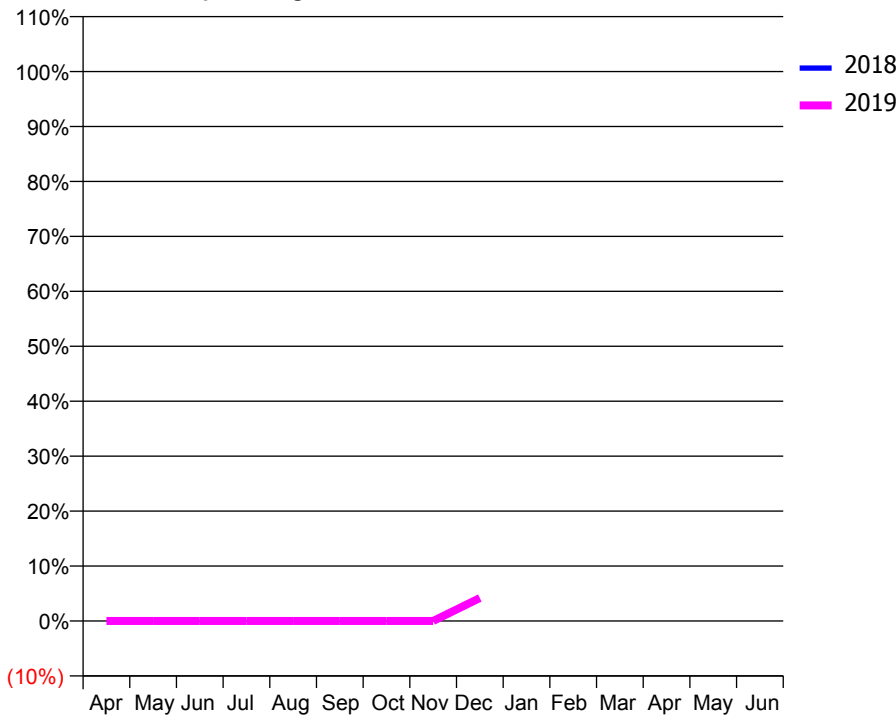
Patients seen in 24 months	Total	Change since previous quarter
Quarter ending December 2017	0	
Quarter ending March 2018	0	
Quarter ending June 2018	0	
Quarter ending September 2018	0	
Quarter ending December 2018	45	↑
Variance since December 2017	N/A	

Access trend analysis



ACTIVITY

Cumulative percentage of contracted UDA delivered 2018 & 2019



Month	Adjusted Scheduled Activity (UDA)	
	2018	2019
April	0	0
May	0	0
June	0	0
July	0	0
August	0	0
September	0	0
October	0	0
November	0	0
December	0	35
January	0	0
February	0	0
March	0	0
April	0	0
May	0	0
June	0	0

QUALITY

	Quantity	Base Number	Contract	AT	Region	England
% of FP17s for the same patient ID Re-attending within 3 months - Children	0	15	0.0%	10.2%	12.3%	11.8%
% of FP17s for the same patient ID Re-attending within 3 months - Adults	0	6	0.0%	13.7%	15.8%	15.6%
% of FP17s for the same patient ID Re-attending between 3 & 9 months - Children	0	15	0.0%	61.5%	60.1%	58.8%
% of FP17s for the same patient ID Re-attending between 3 & 9 months - Adults	0	6	0.0%	55.3%	53.3%	51.0%
% of FP17s for Band 1 Urgent Courses	1	21	4.8%	7.9%	9.0%	9.0%
% of FP17s Relating to Free Repair or Replacements	0	21	0.0%	0.9%	1.0%	0.8%
% of FP17s Relating to Continuations	0	21	0.0%	0.9%	1.0%	0.9%
% of Patients satisfied with the dentistry they have received	0	0	N/A	91.5%	93.8%	93.2%
% of Patients satisfied with the time they had to wait for an appointment	0	0	N/A	86.9%	89.4%	88.3%

* This is based on patients treated on this contract for their most recent course of treatment. Figures in italics indicate the base number of FP17s or Patient Questionnaire responses are less than 100. N/A is shown where the base number of responses is less than 10 during the period. % is calculated as Quantity/Base number*100

Q52 - Vital Signs At a Glance Contract Report for 100872/0000 - December 2018


Name or company name	Summerville Road Dental Practice
Contract type name	GDS Contract
Purpose of contract	General
Contract start date	01/10/2018
Contract end date	31/03/2019

18/19 Contracted general activity (UDA)	840
Carry forward general activity (UDA)	0
18/19 Contracted orthodontic activity (UOA)	0
Carry forward orthodontic activity (UOA)	0
Baseline contract value	£23,772.00

ACCESS*

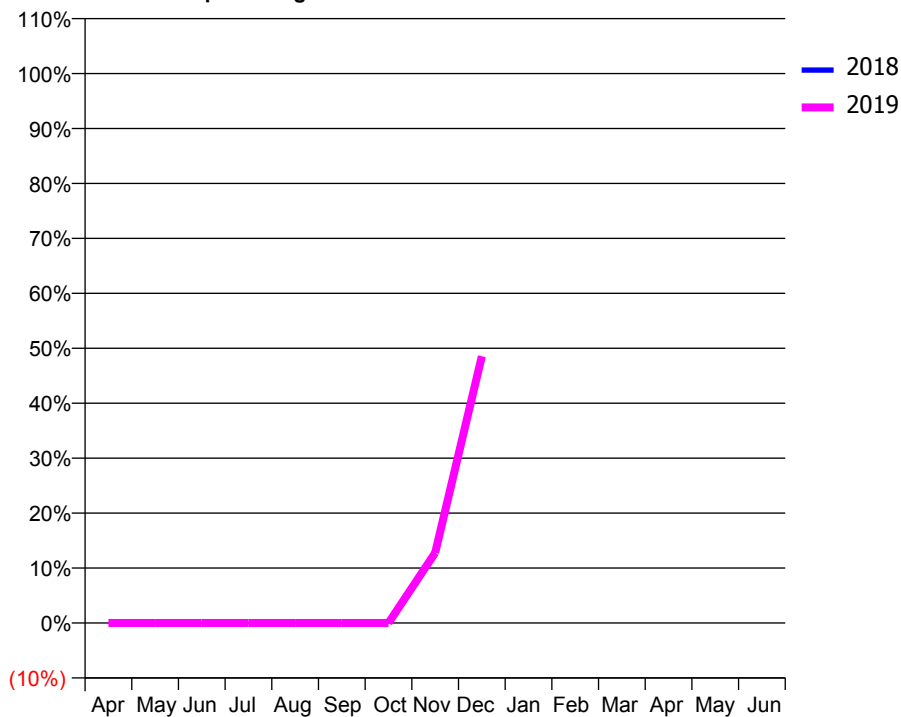
Patients seen in 24 months	Total	Change since previous quarter
Quarter ending December 2017	0	
Quarter ending March 2018	0	
Quarter ending June 2018	0	
Quarter ending September 2018	0	
Quarter ending December 2018	229	↑
Variance since December 2017	N/A	

Access trend analysis



ACTIVITY

Cumulative percentage of contracted UDA delivered 2018 & 2019



Month	Adjusted Scheduled Activity (UDA)	
	2018	2019
April	0	0
May	0	0
June	0	0
July	0	0
August	0	0
September	0	0
October	0	0
November	0	107
December	0	408
January	0	
February	0	
March	0	
April	0	
May	0	
June	0	

QUALITY

	Quantity	Base Number	Contract	AT	Region	England
% of FP17s for the same patient ID Re-attending within 3 months - Children	0	97	0.0%	10.2%	12.3%	11.8%
% of FP17s for the same patient ID Re-attending within 3 months - Adults	1	90	1.1%	13.7%	15.8%	15.6%
% of FP17s for the same patient ID Re-attending between 3 & 9 months - Children	0	97	0.0%	61.5%	60.1%	58.8%
% of FP17s for the same patient ID Re-attending between 3 & 9 months - Adults	0	90	0.0%	55.3%	53.3%	51.0%
% of FP17s for Band 1 Urgent Courses	4	187	2.1%	7.9%	9.0%	9.0%
% of FP17s Relating to Free Repair or Replacements	0	187	0.0%	0.9%	1.0%	0.8%
% of FP17s Relating to Continuations	0	187	0.0%	0.9%	1.0%	0.9%
% of Patients satisfied with the dentistry they have received	0	0	N/A	91.5%	93.8%	93.2%
% of Patients satisfied with the time they had to wait for an appointment	0	0	N/A	86.9%	89.4%	88.3%

* This is based on patients treated on this contract for their most recent course of treatment. Figures in italics indicate the base number of FP17s or Patient Questionnaire responses are less than 100. N/A is shown where the base number of responses is less than 10 during the period. % is calculated as Quantity/Base number*100

Q52 - Vital Signs At a Glance Contract Report for 100912/0000 - December 2018


Name or company name	Glen Lea Dental Suite
Contract type name	GDS Contract
Purpose of contract	General
Contract start date	01/11/2018
Contract end date	31/03/2019

18/19 Contracted general activity (UDA)	1,182
Carry forward general activity (UDA)	0
18/19 Contracted orthodontic activity (UOA)	0
Carry forward orthodontic activity (UOA)	0
Baseline contract value	£33,450.60

ACCESS*

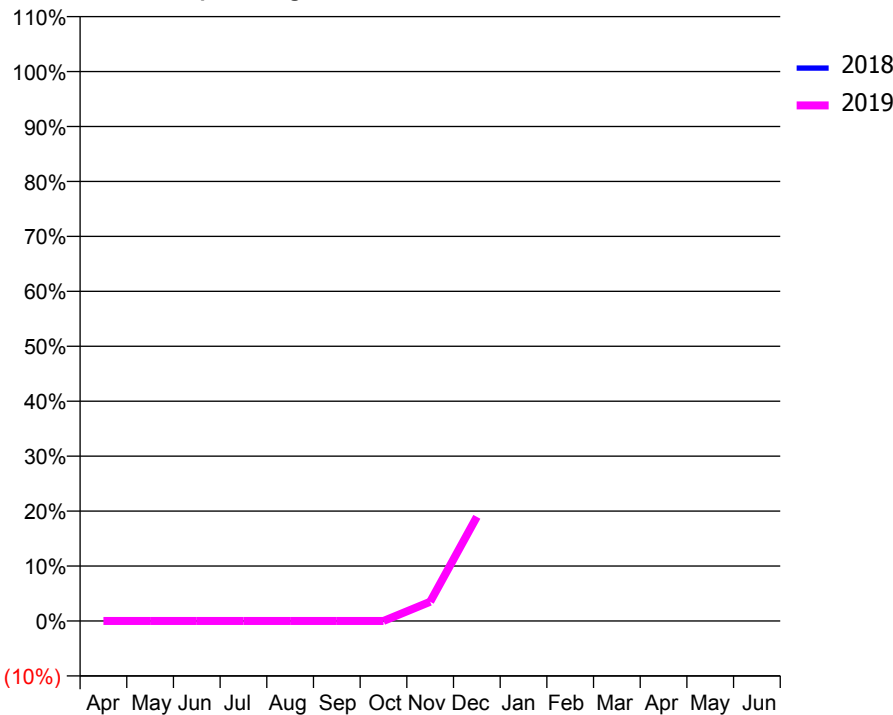
Patients seen in 24 months	Total	Change since previous quarter
Quarter ending December 2017	0	
Quarter ending March 2018	0	
Quarter ending June 2018	0	
Quarter ending September 2018	0	
Quarter ending December 2018	205	↑
Variance since December 2017	N/A	

Access trend analysis



ACTIVITY

Cumulative percentage of contracted UDA delivered 2018 & 2019



Month	Adjusted Scheduled Activity (UDA)	
	2018	2019
April	0	0
May	0	0
June	0	0
July	0	0
August	0	0
September	0	0
October	0	0
November	0	41
December	0	224
January	0	
February	0	
March	0	
April	0	
May	0	
June	0	

QUALITY

	Quantity	Base Number	Contract	AT	Region	England
% of FP17s for the same patient ID Re-attending within 3 months - Children	0	35	0.0%	10.2%	12.3%	11.8%
% of FP17s for the same patient ID Re-attending within 3 months - Adults	0	103	0.0%	13.7%	15.8%	15.6%
% of FP17s for the same patient ID Re-attending between 3 & 9 months - Children	0	35	0.0%	61.5%	60.1%	58.8%
% of FP17s for the same patient ID Re-attending between 3 & 9 months - Adults	0	103	0.0%	55.3%	53.3%	51.0%
% of FP17s for Band 1 Urgent Courses	6	138	4.3%	7.9%	9.0%	9.0%
% of FP17s Relating to Free Repair or Replacements	0	138	0.0%	0.9%	1.0%	0.8%
% of FP17s Relating to Continuations	0	138	0.0%	0.9%	1.0%	0.9%
% of Patients satisfied with the dentistry they have received	0	0	N/A	91.5%	93.8%	93.2%
% of Patients satisfied with the time they had to wait for an appointment	0	0	N/A	86.9%	89.4%	88.3%

* This is based on patients treated on this contract for their most recent course of treatment. Figures in italics indicate the base number of FP17s or Patient Questionnaire responses are less than 100. N/A is shown where the base number of responses is less than 10 during the period. % is calculated as Quantity/Base number*100

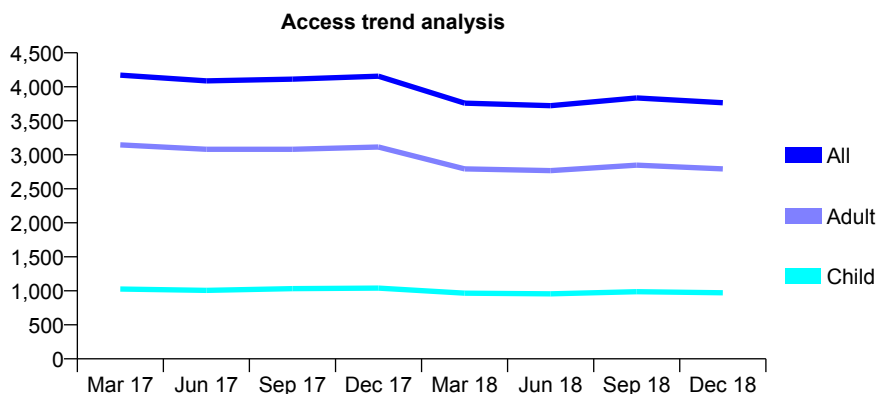
Q52 - Vital Signs At a Glance Contract Report for 101281/0009 - December 2018

Name or company name	OASIS DENTAL CARE LTD
Contract type name	GDS Contract
Purpose of contract	General
Contract start date	01/04/2006
Contract end date	

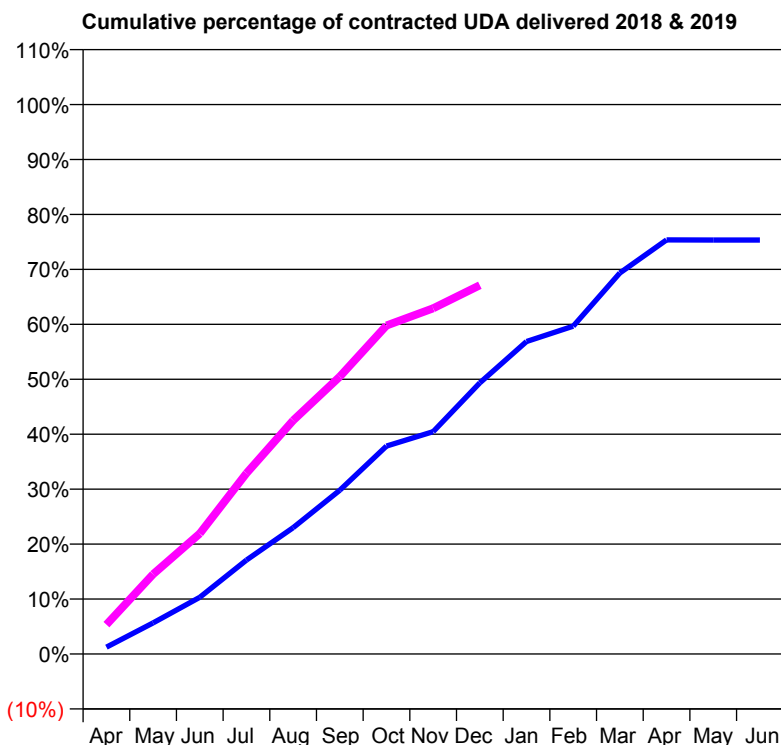
18/19 Contracted general activity (UDA)	15,000
Carry forward general activity (UDA)	0
18/19 Contracted orthodontic activity (UOA)	0
Carry forward orthodontic activity (UOA)	0
Baseline contract value	£363,731.26

ACCESS*

Patients seen in 24 months	Total	Change since previous quarter
Quarter ending December 2017	4,155	
Quarter ending March 2018	3,759	↓
Quarter ending June 2018	3,723	→
Quarter ending September 2018	3,836	↑
Quarter ending December 2018	3,765	↓
Variance since December 2017	(9.4%)	↓



ACTIVITY



Month	Adjusted Scheduled Activity (UDA)	
	2018	2019
April	188	802
May	849	2,177
June	1,548	3,289
July	2,564	4,934
August	3,451	6,374
September	4,472	7,574
October	5,677	8,967
November	6,068	9,439
December	7,401	10,065
January	8,532	
February	8,949	
March	10,403	
April	11,305	
May	11,302	
June	11,302	

QUALITY

	Quantity	Base Number	Contract	AT	Region	England
% of FP17s for the same patient ID Re-attending within 3 months - Children	60	944	6.4%	10.2%	12.3%	11.8%
% of FP17s for the same patient ID Re-attending within 3 months - Adults	262	2,716	9.6%	13.7%	15.8%	15.6%
% of FP17s for the same patient ID Re-attending between 3 & 9 months - Children	459	944	48.6%	61.5%	60.1%	58.8%
% of FP17s for the same patient ID Re-attending between 3 & 9 months - Adults	1,306	2,716	48.1%	55.3%	53.3%	51.0%
% of FP17s for Band 1 Urgent Courses	101	3,433	2.9%	7.9%	9.0%	9.0%
% of FP17s Relating to Free Repair or Replacements	79	3,433	2.3%	0.9%	1.0%	0.8%
% of FP17s Relating to Continuations	75	3,433	2.2%	0.9%	1.0%	0.9%
% of Patients satisfied with the dentistry they have received	0	1	N/A	91.5%	93.8%	93.2%
% of Patients satisfied with the time they had to wait for an appointment	1	1	N/A	86.9%	89.4%	88.3%

* This is based on patients treated on this contract for their most recent course of treatment. Figures in italics indicate the base number of FP17s or Patient Questionnaire responses are less than 100. N/A is shown where the base number of responses is less than 10 during the period. % is calculated as Quantity/Base number*100

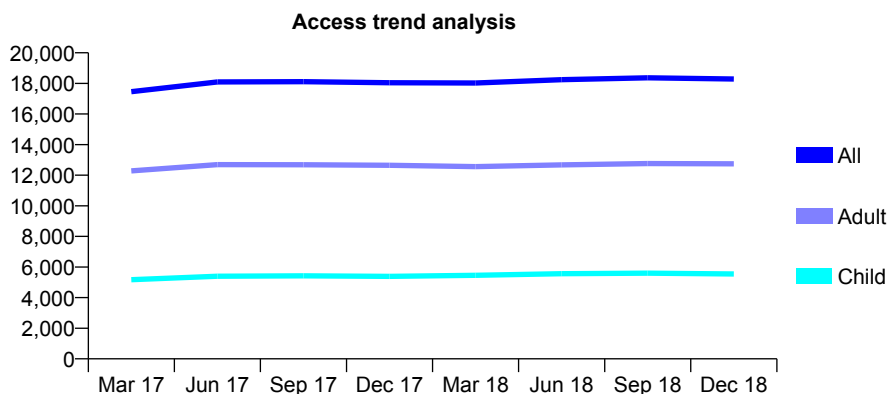
Q52 - Vital Signs At a Glance Contract Report for 101281/0012 - December 2018

Name or company name	OASIS DENTAL CARE LTD
Contract type name	GDS Contract
Purpose of contract	General
Contract start date	01/04/2006
Contract end date	

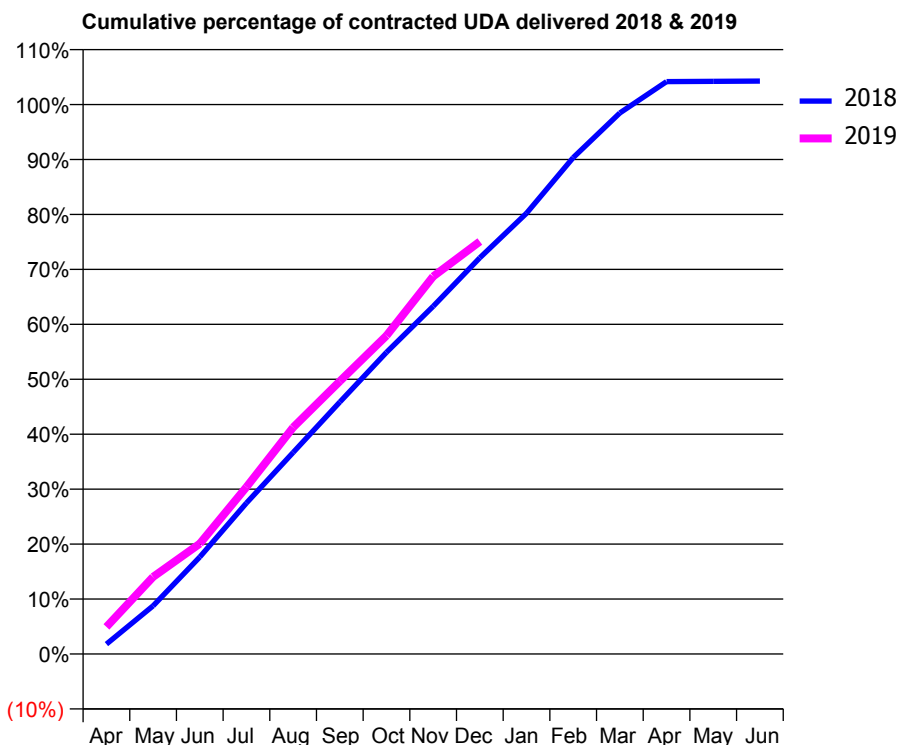
18/19 Contracted general activity (UDA)	49,069
Carry forward general activity (UDA)	0
18/19 Contracted orthodontic activity (UOA)	0
Carry forward orthodontic activity (UOA)	0
Baseline contract value	£1,437,680.02

ACCESS*

Patients seen in 24 months	Total	Change since previous quarter
Quarter ending December 2017	18,043	
Quarter ending March 2018	18,022	→
Quarter ending June 2018	18,241	→
Quarter ending September 2018	18,363	→
Quarter ending December 2018	18,288	→
Variance since December 2017	1.4%	→



ACTIVITY



Month	Adjusted Scheduled Activity (UDA)	
	2018	2019
April	890	2,425
May	4,317	6,894
June	8,685	9,854
July	13,532	14,914
August	18,057	20,240
September	22,575	24,361
October	27,028	28,423
November	31,148	33,720
December	35,499	36,831
January	39,480	
February	44,464	
March	48,468	
April	51,272	
May	51,296	
June	51,320	

QUALITY

	Quantity	Base Number	Contract	AT	Region	England
% of FP17s for the same patient ID Re-attending within 3 months - Children	622	7,282	8.5%	10.2%	12.3%	11.8%
% of FP17s for the same patient ID Re-attending within 3 months - Adults	1,837	14,759	12.4%	13.7%	15.8%	15.6%
% of FP17s for the same patient ID Re-attending between 3 & 9 months - Children	4,783	7,282	65.7%	61.5%	60.1%	58.8%
% of FP17s for the same patient ID Re-attending between 3 & 9 months - Adults	8,981	14,759	60.9%	55.3%	53.3%	51.0%
% of FP17s for Band 1 Urgent Courses	1,156	20,144	5.7%	7.9%	9.0%	9.0%
% of FP17s Relating to Free Repair or Replacements	104	20,144	0.5%	0.9%	1.0%	0.8%
% of FP17s Relating to Continuations	65	20,144	0.3%	0.9%	1.0%	0.9%
% of Patients satisfied with the dentistry they have received	1	1	N/A	91.5%	93.8%	93.2%
% of Patients satisfied with the time they had to wait for an appointment	1	1	N/A	86.9%	89.4%	88.3%

* This is based on patients treated on this contract for their most recent course of treatment. Figures in italics indicate the base number of FP17s or Patient Questionnaire responses are less than 100. N/A is shown where the base number of responses is less than 10 during the period. % is calculated as Quantity/Base number*100

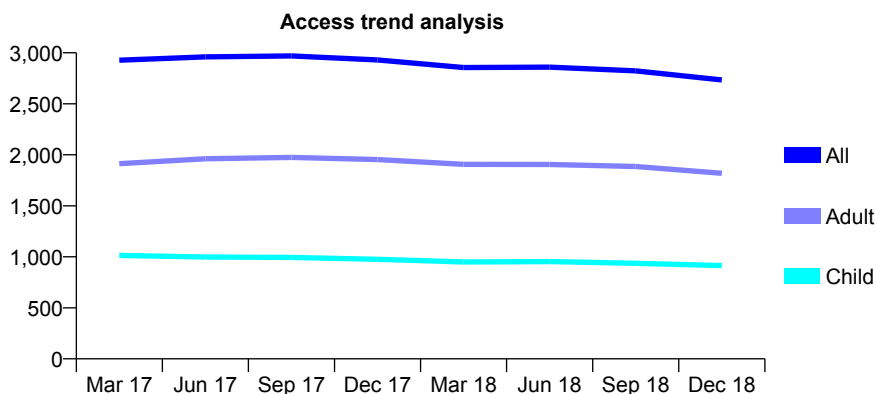
Q52 - Vital Signs At a Glance Contract Report for 101281/0013 - December 2018

Name or company name	OASIS DENTAL CARE LTD
Contract type name	GDS Contract
Purpose of contract	General
Contract start date	01/04/2006
Contract end date	

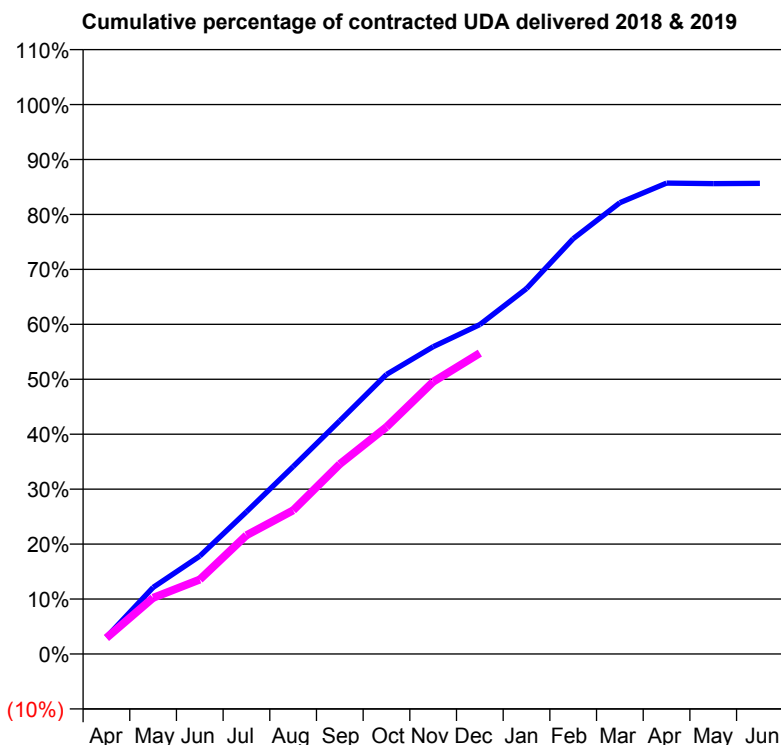
18/19 Contracted general activity (UDA)	8,210
Carry forward general activity (UDA)	0
18/19 Contracted orthodontic activity (UOA)	0
Carry forward orthodontic activity (UOA)	0
Baseline contract value	£228,732.78

ACCESS*

Patients seen in 24 months	Total	Change since previous quarter
Quarter ending December 2017	2,930	
Quarter ending March 2018	2,856	↓
Quarter ending June 2018	2,859	→
Quarter ending September 2018	2,823	↓
Quarter ending December 2018	2,734	↓
Variance since December 2017	(6.7%)	↓



ACTIVITY



Month	Adjusted Scheduled Activity (UDA)	
	2018	2019
April	252	240
May	994	839
June	1,463	1,112
July	2,125	1,774
August	2,799	2,147
September	3,485	2,839
October	4,178	3,392
November	4,592	4,067
December	4,922	4,495
January	5,459	
February	6,205	
March	6,743	
April	7,036	
May	7,028	
June	7,031	

QUALITY

	Quantity	Base Number	Contract	AT	Region	England
% of FP17s for the same patient ID Re-attending within 3 months - Children	44	1,130	3.9%	10.2%	12.3%	11.8%
% of FP17s for the same patient ID Re-attending within 3 months - Adults	142	1,886	7.5%	13.7%	15.8%	15.6%
% of FP17s for the same patient ID Re-attending between 3 & 9 months - Children	829	1,130	73.4%	61.5%	60.1%	58.8%
% of FP17s for the same patient ID Re-attending between 3 & 9 months - Adults	1,272	1,886	67.4%	55.3%	53.3%	51.0%
% of FP17s for Band 1 Urgent Courses	100	2,805	3.6%	7.9%	9.0%	9.0%
% of FP17s Relating to Free Repair or Replacements	11	2,805	0.4%	0.9%	1.0%	0.8%
% of FP17s Relating to Continuations	2	2,805	0.1%	0.9%	1.0%	0.9%
% of Patients satisfied with the dentistry they have received	0	0	N/A	91.5%	93.8%	93.2%
% of Patients satisfied with the time they had to wait for an appointment	0	0	N/A	86.9%	89.4%	88.3%

* This is based on patients treated on this contract for their most recent course of treatment. Figures in italics indicate the base number of FP17s or Patient Questionnaire responses are less than 100. N/A is shown where the base number of responses is less than 10 during the period. % is calculated as Quantity/Base number*100

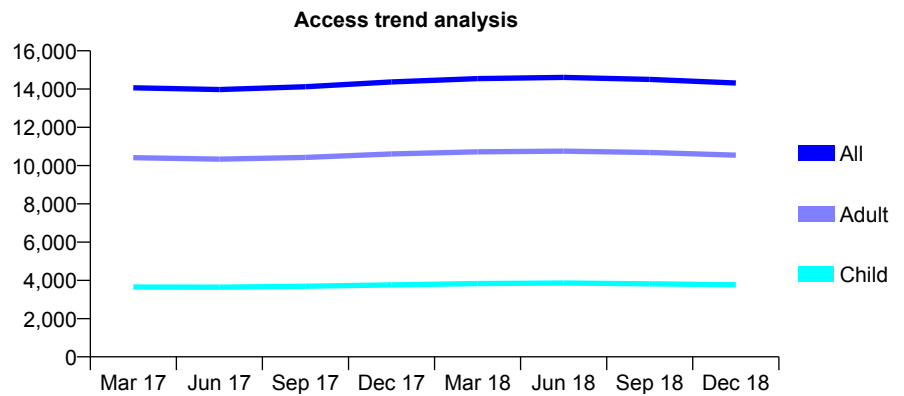
Q52 - Vital Signs At a Glance Contract Report for 101281/0016 - December 2018

Name or company name	OASIS DENTAL CARE LTD
Contract type name	PDS Contract
Purpose of contract	General
Contract start date	01/04/2006
Contract end date	31/03/2021

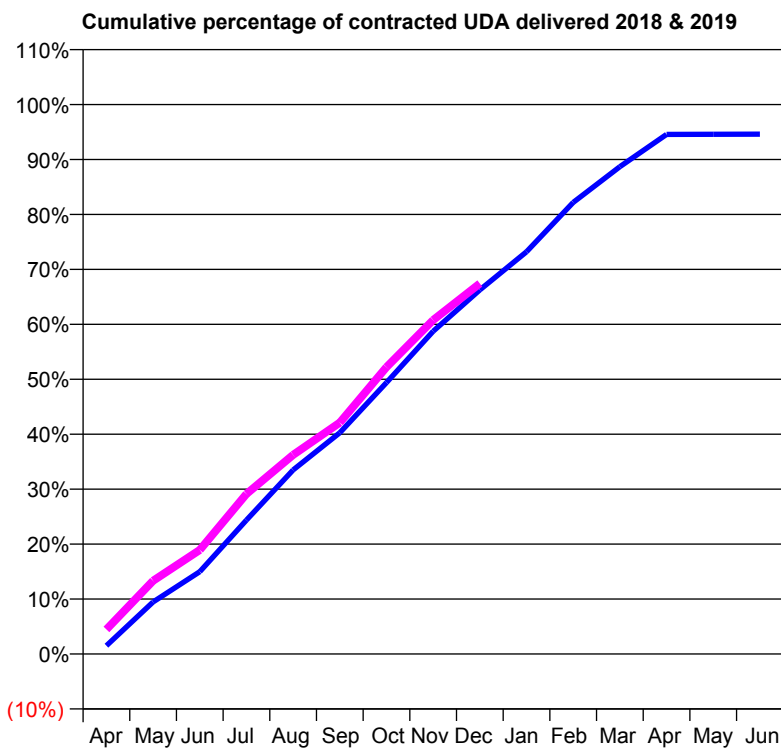
18/19 Contracted general activity (UDA)	44,534
Carry forward general activity (UDA)	0
18/19 Contracted orthodontic activity (UOA)	0
Carry forward orthodontic activity (UOA)	0
Baseline contract value	£1,290,516.90

ACCESS*

Patients seen in 24 months	Total	Change since previous quarter
Quarter ending December 2017	14,370	
Quarter ending March 2018	14,544	→
Quarter ending June 2018	14,609	→
Quarter ending September 2018	14,504	→
Quarter ending December 2018	14,314	↓
Variance since December 2017	(0.4%)	→



ACTIVITY



Month	Adjusted Scheduled Activity (UDA)	
	2018	2019
April	680	1,995
May	4,219	5,942
June	6,675	8,434
July	10,857	12,978
August	14,918	16,143
September	17,935	18,754
October	21,998	23,252
November	26,157	27,065
December	29,510	30,027
January	32,598	
February	36,600	
March	39,491	
April	42,114	
May	42,120	
June	42,135	

QUALITY

	Quantity	Base Number	Contract	AT	Region	England
% of FP17s for the same patient ID Re-attending within 3 months - Children	387	4,768	8.1%	10.2%	12.3%	11.8%
% of FP17s for the same patient ID Re-attending within 3 months - Adults	1,733	12,940	13.4%	13.7%	15.8%	15.6%
% of FP17s for the same patient ID Re-attending between 3 & 9 months - Children	3,171	4,768	66.5%	61.5%	60.1%	58.8%
% of FP17s for the same patient ID Re-attending between 3 & 9 months - Adults	8,490	12,940	65.6%	55.3%	53.3%	51.0%
% of FP17s for Band 1 Urgent Courses	778	16,426	4.7%	7.9%	9.0%	9.0%
% of FP17s Relating to Free Repair or Replacements	160	16,426	1.0%	0.9%	1.0%	0.8%
% of FP17s Relating to Continuations	219	16,426	1.3%	0.9%	1.0%	0.9%
% of Patients satisfied with the dentistry they have received	4	4	N/A	91.5%	93.8%	93.2%
% of Patients satisfied with the time they had to wait for an appointment	4	4	N/A	86.9%	89.4%	88.3%

* This is based on patients treated on this contract for their most recent course of treatment. Figures in italics indicate the base number of FP17s or Patient Questionnaire responses are less than 100. N/A is shown where the base number of responses is less than 10 during the period. % is calculated as Quantity/Base number*100

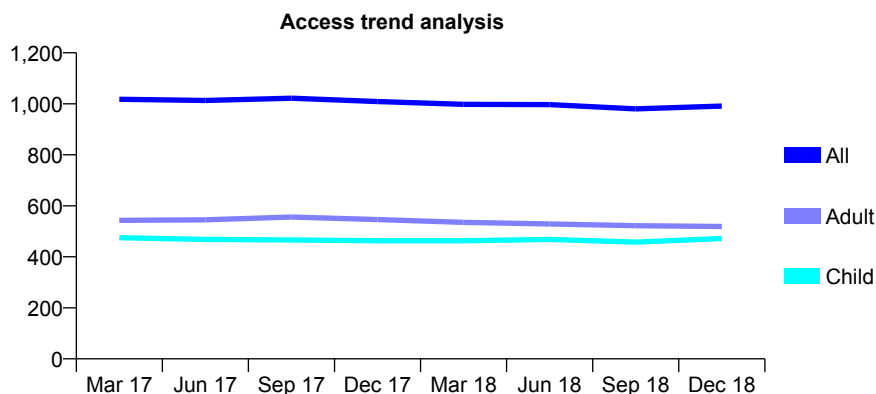
Q52 - Vital Signs At a Glance Contract Report for 101281/0024 - December 2018

Name or company name	OASIS DENTAL CARE LTD
Contract type name	GDS Contract
Purpose of contract	General
Contract start date	01/04/2006
Contract end date	

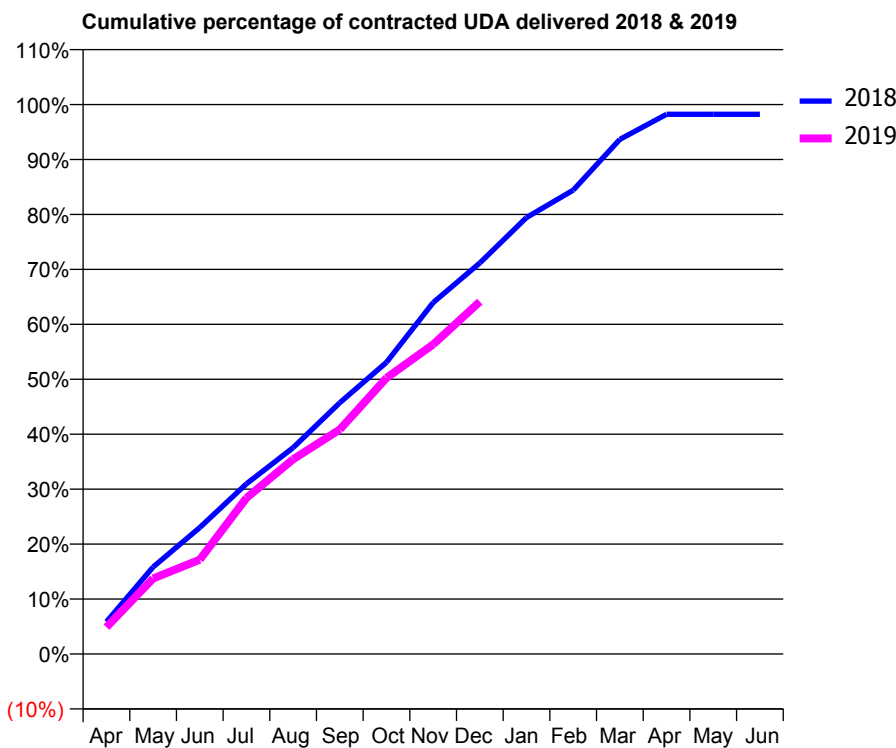
18/19 Contracted general activity (UDA)	2,579
Carry forward general activity (UDA)	46
18/19 Contracted orthodontic activity (UOA)	0
Carry forward orthodontic activity (UOA)	0
Baseline contract value	£64,289.50

ACCESS*

Patients seen in 24 months	Total	Change since previous quarter
Quarter ending December 2017	1,009	
Quarter ending March 2018	998	↓
Quarter ending June 2018	997	→
Quarter ending September 2018	980	↓
Quarter ending December 2018	991	→
Variance since December 2017	(1.8%)	↓



ACTIVITY



Adjusted Scheduled Activity (UDA)		
Month	2018	2019
April	151	126
May	408	355
June	593	443
July	799	732
August	968	914
September	1,180	1,054
October	1,369	1,296
November	1,649	1,453
December	1,836	1,654
January	2,049	
February	2,177	
March	2,415	
April	2,533	
May	2,533	
June	2,533	

QUALITY

	Quantity	Base Number	Contract	AT	Region	England
% of FP17s for the same patient ID Re-attending within 3 months - Children	22	600	3.7%	10.2%	12.3%	11.8%
% of FP17s for the same patient ID Re-attending within 3 months - Adults	63	604	10.4%	13.7%	15.8%	15.6%
% of FP17s for the same patient ID Re-attending between 3 & 9 months - Children	474	600	79.0%	61.5%	60.1%	58.8%
% of FP17s for the same patient ID Re-attending between 3 & 9 months - Adults	444	604	73.5%	55.3%	53.3%	51.0%
% of FP17s for Band 1 Urgent Courses	40	1,149	3.5%	7.9%	9.0%	9.0%
% of FP17s Relating to Free Repair or Replacements	4	1,149	0.3%	0.9%	1.0%	0.8%
% of FP17s Relating to Continuations	2	1,149	0.2%	0.9%	1.0%	0.9%
% of Patients satisfied with the dentistry they have received	0	0	N/A	91.5%	93.8%	93.2%
% of Patients satisfied with the time they had to wait for an appointment	0	0	N/A	86.9%	89.4%	88.3%

* This is based on patients treated on this contract for their most recent course of treatment. Figures in italics indicate the base number of FP17s or Patient Questionnaire responses are less than 100. N/A is shown where the base number of responses is less than 10 during the period. % is calculated as Quantity/Base number*100

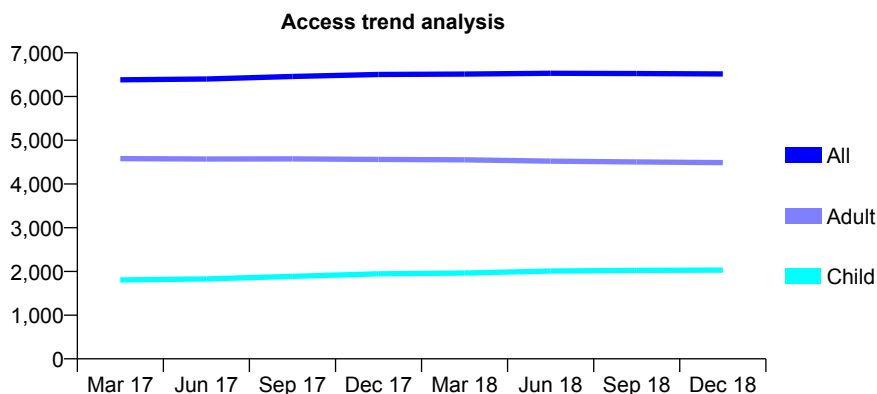
Q52 - Vital Signs At a Glance Contract Report for 101281/0030 - December 2018

Name or company name	OASIS DENTAL CARE LTD
Contract type name	GDS Contract
Purpose of contract	General
Contract start date	01/04/2006
Contract end date	

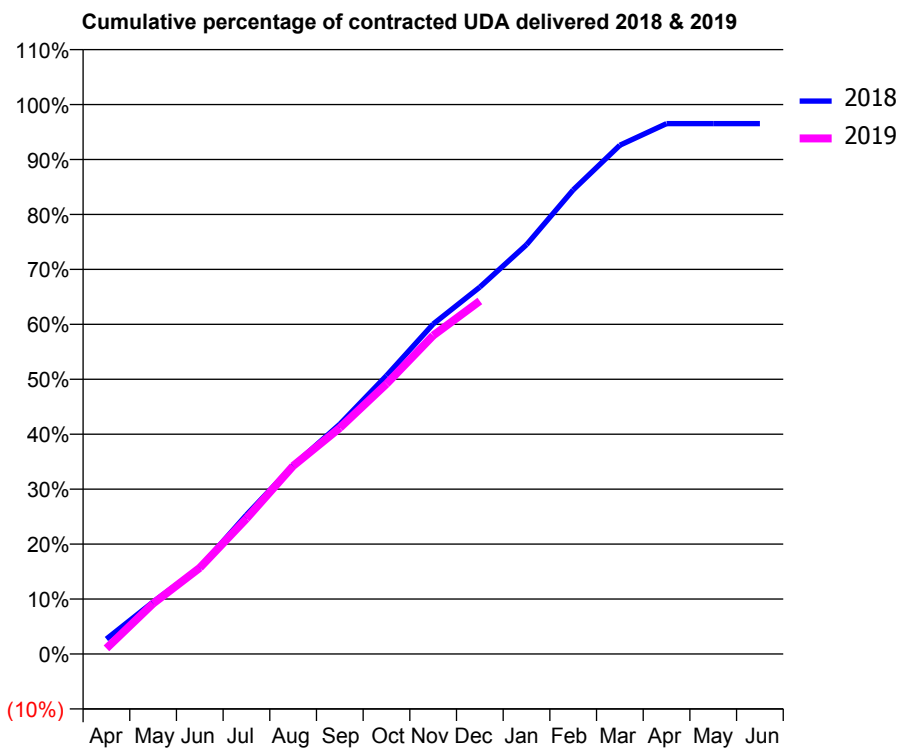
18/19 Contracted general activity (UDA)	20,500
Carry forward general activity (UDA)	711
18/19 Contracted orthodontic activity (UOA)	0
Carry forward orthodontic activity (UOA)	0
Baseline contract value	£603,204.14

ACCESS*

Patients seen in 24 months	Total	Change since previous quarter
Quarter ending December 2017	6,504	
Quarter ending March 2018	6,515	→
Quarter ending June 2018	6,531	→
Quarter ending September 2018	6,527	→
Quarter ending December 2018	6,517	→
Variance since December 2017	0.2%	→



ACTIVITY



Month	Adjusted Scheduled Activity (UDA)	
	2018	2019
April	558	211
May	1,942	1,884
June	3,228	3,215
July	5,191	5,053
August	7,030	7,018
September	8,572	8,433
October	10,385	10,077
November	12,308	11,882
December	13,688	13,171
January	15,268	
February	17,312	
March	18,983	
April	19,787	
May	19,787	
June	19,789	

QUALITY

	Quantity	Base Number	Contract	AT	Region	England
% of FP17s for the same patient ID Re-attending within 3 months - Children	202	2,556	7.9%	10.2%	12.3%	11.8%
% of FP17s for the same patient ID Re-attending within 3 months - Adults	754	5,843	12.9%	13.7%	15.8%	15.6%
% of FP17s for the same patient ID Re-attending between 3 & 9 months - Children	1,747	2,556	68.3%	61.5%	60.1%	58.8%
% of FP17s for the same patient ID Re-attending between 3 & 9 months - Adults	4,158	5,843	71.2%	55.3%	53.3%	51.0%
% of FP17s for Band 1 Urgent Courses	340	8,009	4.2%	7.9%	9.0%	9.0%
% of FP17s Relating to Free Repair or Replacements	33	8,009	0.4%	0.9%	1.0%	0.8%
% of FP17s Relating to Continuations	47	8,009	0.6%	0.9%	1.0%	0.9%
% of Patients satisfied with the dentistry they have received	1	1	N/A	91.5%	93.8%	93.2%
% of Patients satisfied with the time they had to wait for an appointment	1	1	N/A	86.9%	89.4%	88.3%

* This is based on patients treated on this contract for their most recent course of treatment. Figures in italics indicate the base number of FP17s or Patient Questionnaire responses are less than 100. N/A is shown where the base number of responses is less than 10 during the period. % is calculated as Quantity/Base number*100

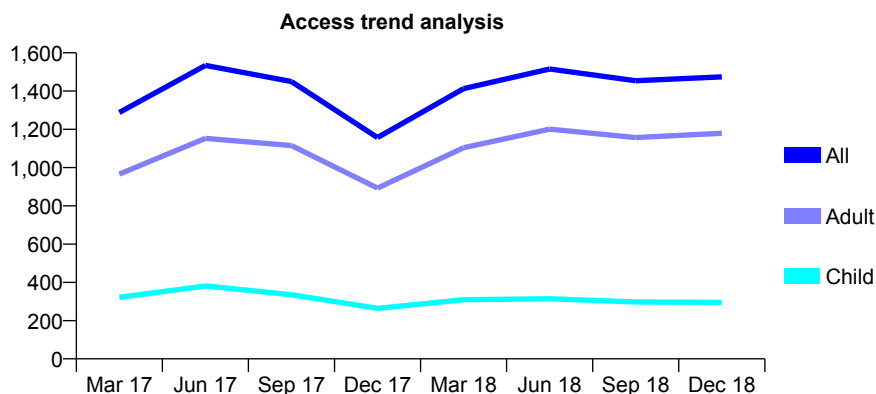
Q52 - Vital Signs At a Glance Contract Report for 101281/0184 - December 2018

Name or company name	OASIS DENTAL CARE LTD
Contract type name	PDS Contract
Purpose of contract	General
Contract start date	22/09/2008
Contract end date	31/08/2018

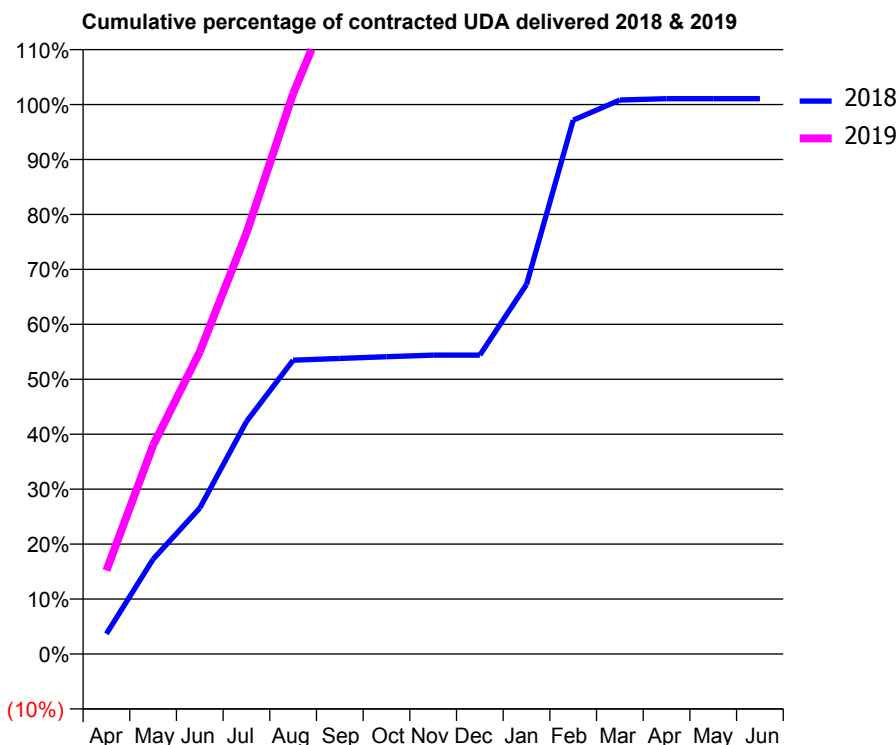
18/19 Contracted general activity (UDA)	2,292
Carry forward general activity (UDA)	-58
18/19 Contracted orthodontic activity (UOA)	0
Carry forward orthodontic activity (UOA)	0
Baseline contract value	£73,683.74

ACCESS*

Patients seen in 24 months	Total	Change since previous quarter
Quarter ending December 2017	1,157	
Quarter ending March 2018	1,413	↑
Quarter ending June 2018	1,515	↑
Quarter ending September 2018	1,454	↓
Quarter ending December 2018	1,474	→
Variance since December 2017	27.4%	↑



ACTIVITY



Month	Adjusted Scheduled Activity (UDA)	
	2018	2019
April	202	349
May	950	871
June	1,460	1,261
July	2,327	1,755
August	2,941	2,337
September	2,958	2,804
October	2,976	3,277
November	2,991	3,763
December	2,991	4,155
January	3,700	
February	5,344	
March	5,545	
April	5,558	
May	5,558	
June	5,558	

QUALITY

	Quantity	Base Number	Contract	AT	Region	England
% of FP17s for the same patient ID Re-attending within 3 months - Children	14	265	5.3%	10.2%	12.3%	11.8%
% of FP17s for the same patient ID Re-attending within 3 months - Adults	134	1,282	10.5%	13.7%	15.8%	15.6%
% of FP17s for the same patient ID Re-attending between 3 & 9 months - Children	78	265	29.4%	61.5%	60.1%	58.8%
% of FP17s for the same patient ID Re-attending between 3 & 9 months - Adults	443	1,282	34.6%	55.3%	53.3%	51.0%
% of FP17s for Band 1 Urgent Courses	106	1,545	6.9%	7.9%	9.0%	9.0%
% of FP17s Relating to Free Repair or Replacements	11	1,545	0.7%	0.9%	1.0%	0.8%
% of FP17s Relating to Continuations	24	1,545	1.6%	0.9%	1.0%	0.9%
% of Patients satisfied with the dentistry they have received	0	0	N/A	91.5%	93.8%	93.2%
% of Patients satisfied with the time they had to wait for an appointment	0	0	N/A	86.9%	89.4%	88.3%

* This is based on patients treated on this contract for their most recent course of treatment. Figures in italics indicate the base number of FP17s or Patient Questionnaire responses are less than 100. N/A is shown where the base number of responses is less than 10 during the period. % is calculated as Quantity/Base number*100

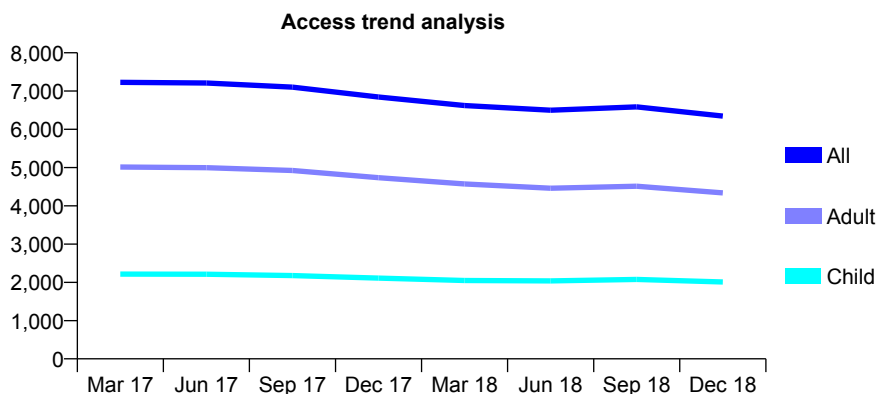
Q52 - Vital Signs At a Glance Contract Report for 101338/0051 - December 2018

Name or company name	Whitecross Dental Care Limited
Contract type name	GDS Contract
Purpose of contract	General
Contract start date	02/07/2007
Contract end date	

18/19 Contracted general activity (UDA)	22,200
Carry forward general activity (UDA)	0
18/19 Contracted orthodontic activity (UOA)	0
Carry forward orthodontic activity (UOA)	0
Baseline contract value	£611,258.00

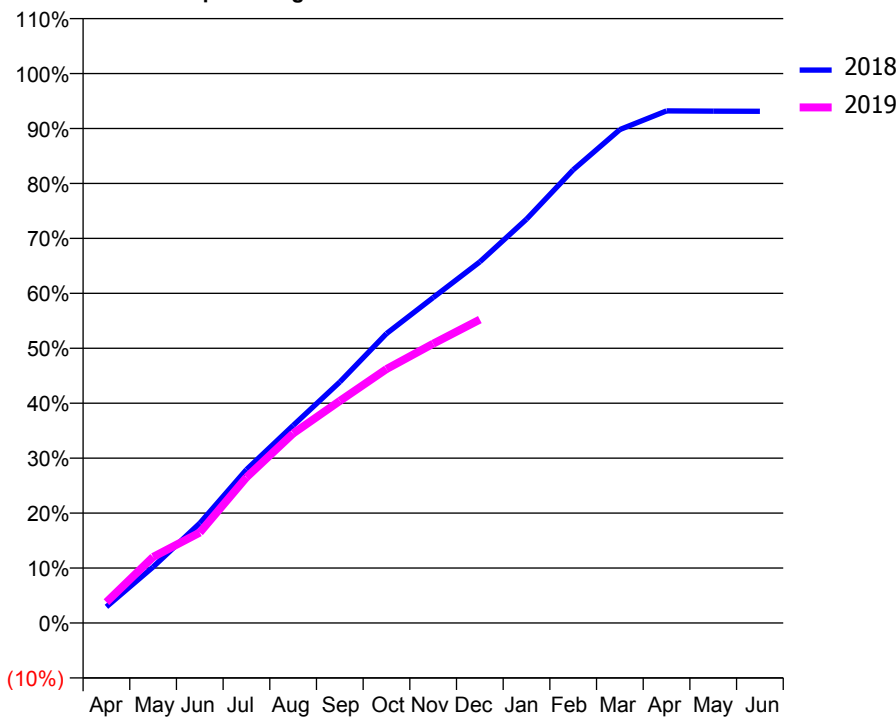
ACCESS*

Patients seen in 24 months	Total	Change since previous quarter
Quarter ending December 2017	6,845	
Quarter ending March 2018	6,620	↓
Quarter ending June 2018	6,499	↓
Quarter ending September 2018	6,587	→
Quarter ending December 2018	6,347	↓
Variance since December 2017	(7.3%)	↓



ACTIVITY

Cumulative percentage of contracted UDA delivered 2018 & 2019



Month	Adjusted Scheduled Activity (UDA)	
	2018	2019
April	653	841
May	2,266	2,670
June	4,031	3,654
July	6,201	5,888
August	7,979	7,660
September	9,736	8,970
October	11,693	10,260
November	13,150	11,285
December	14,590	12,258
January	16,316	
February	18,309	
March	19,937	
April	20,689	
May	20,680	
June	20,676	

QUALITY

	Quantity	Base Number	Contract	AT	Region	England
% of FP17s for the same patient ID Re-attending within 3 months - Children	121	1,713	7.1%	10.2%	12.3%	11.8%
% of FP17s for the same patient ID Re-attending within 3 months - Adults	399	3,547	11.2%	13.7%	15.8%	15.6%
% of FP17s for the same patient ID Re-attending between 3 & 9 months - Children	780	1,713	45.5%	61.5%	60.1%	58.8%
% of FP17s for the same patient ID Re-attending between 3 & 9 months - Adults	1,764	3,547	49.7%	55.3%	53.3%	51.0%
% of FP17s for Band 1 Urgent Courses	444	5,028	8.8%	7.9%	9.0%	9.0%
% of FP17s Relating to Free Repair or Replacements	28	5,028	0.6%	0.9%	1.0%	0.8%
% of FP17s Relating to Continuations	52	5,028	1.0%	0.9%	1.0%	0.9%
% of Patients satisfied with the dentistry they have received	1	1	N/A	91.5%	93.8%	93.2%
% of Patients satisfied with the time they had to wait for an appointment	0	1	N/A	86.9%	89.4%	88.3%

* This is based on patients treated on this contract for their most recent course of treatment. Figures in italics indicate the base number of FP17s or Patient Questionnaire responses are less than 100. N/A is shown where the base number of responses is less than 10 during the period. % is calculated as Quantity/Base number*100

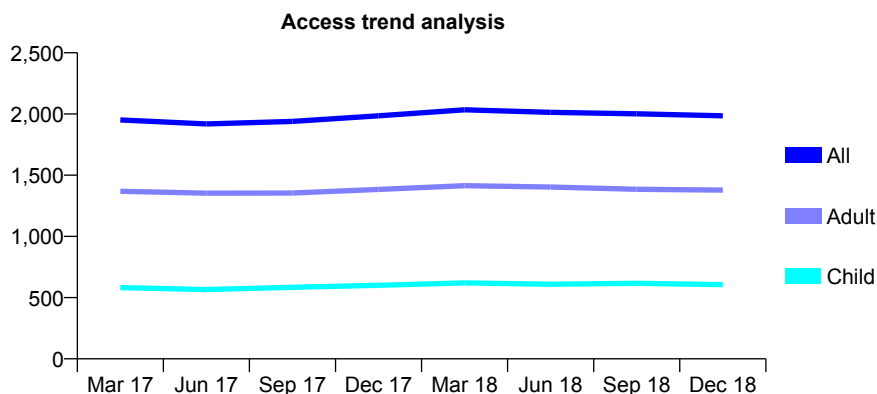
Q52 - Vital Signs At a Glance Contract Report for 101338/0052 - December 2018

Name or company name	Whitecross Dental Care Limited
Contract type name	GDS Contract
Purpose of contract	General
Contract start date	02/07/2007
Contract end date	

18/19 Contracted general activity (UDA)	7,500
Carry forward general activity (UDA)	-18
18/19 Contracted orthodontic activity (UOA)	0
Carry forward orthodontic activity (UOA)	0
Baseline contract value	£206,506.08

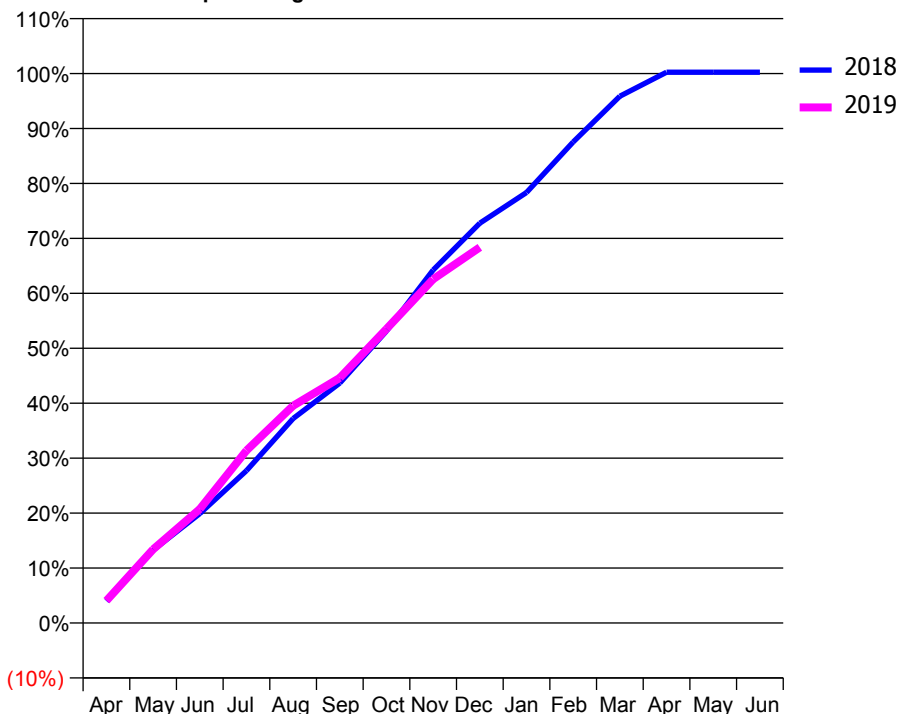
ACCESS*

Patients seen in 24 months	Total	Change since previous quarter
Quarter ending December 2017	1,985	
Quarter ending March 2018	2,034	↑
Quarter ending June 2018	2,014	→
Quarter ending September 2018	2,002	→
Quarter ending December 2018	1,985	→
Variance since December 2017	0.0%	→



ACTIVITY

Cumulative percentage of contracted UDA delivered 2018 & 2019



Month	Adjusted Scheduled Activity (UDA)	
	2018	2019
April	300	305
May	995	1,005
June	1,493	1,555
July	2,080	2,355
August	2,790	2,966
September	3,275	3,346
October	3,985	4,015
November	4,819	4,693
December	5,457	5,128
January	5,877	
February	6,565	
March	7,190	
April	7,518	
May	7,518	
June	7,518	

QUALITY

	Quantity	Base Number	Contract	AT	Region	England
% of FP17s for the same patient ID Re-attending within 3 months - Children	37	756	4.9%	10.2%	12.3%	11.8%
% of FP17s for the same patient ID Re-attending within 3 months - Adults	163	1,537	10.6%	13.7%	15.8%	15.6%
% of FP17s for the same patient ID Re-attending between 3 & 9 months - Children	500	756	66.1%	61.5%	60.1%	58.8%
% of FP17s for the same patient ID Re-attending between 3 & 9 months - Adults	978	1,537	63.6%	55.3%	53.3%	51.0%
% of FP17s for Band 1 Urgent Courses	87	2,184	4.0%	7.9%	9.0%	9.0%
% of FP17s Relating to Free Repair or Replacements	0	2,184	0.0%	0.9%	1.0%	0.8%
% of FP17s Relating to Continuations	11	2,184	0.5%	0.9%	1.0%	0.9%
% of Patients satisfied with the dentistry they have received	0	0	N/A	91.5%	93.8%	93.2%
% of Patients satisfied with the time they had to wait for an appointment	0	0	N/A	86.9%	89.4%	88.3%

* This is based on patients treated on this contract for their most recent course of treatment. Figures in italics indicate the base number of FP17s or Patient Questionnaire responses are less than 100. N/A is shown where the base number of responses is less than 10 during the period. % is calculated as Quantity/Base number*100

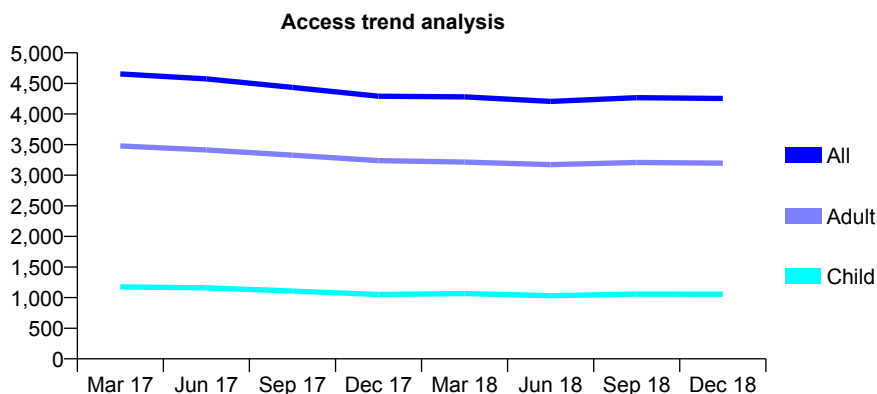
Q52 - Vital Signs At a Glance Contract Report for 101338/0053 - December 2018

Name or company name	Whitecross Dental Care Limited
Contract type name	GDS Contract
Purpose of contract	General
Contract start date	02/07/2007
Contract end date	

18/19 Contracted general activity (UDA)	15,300
Carry forward general activity (UDA)	0
18/19 Contracted orthodontic activity (UOA)	0
Carry forward orthodontic activity (UOA)	0
Baseline contract value	£426,021.83

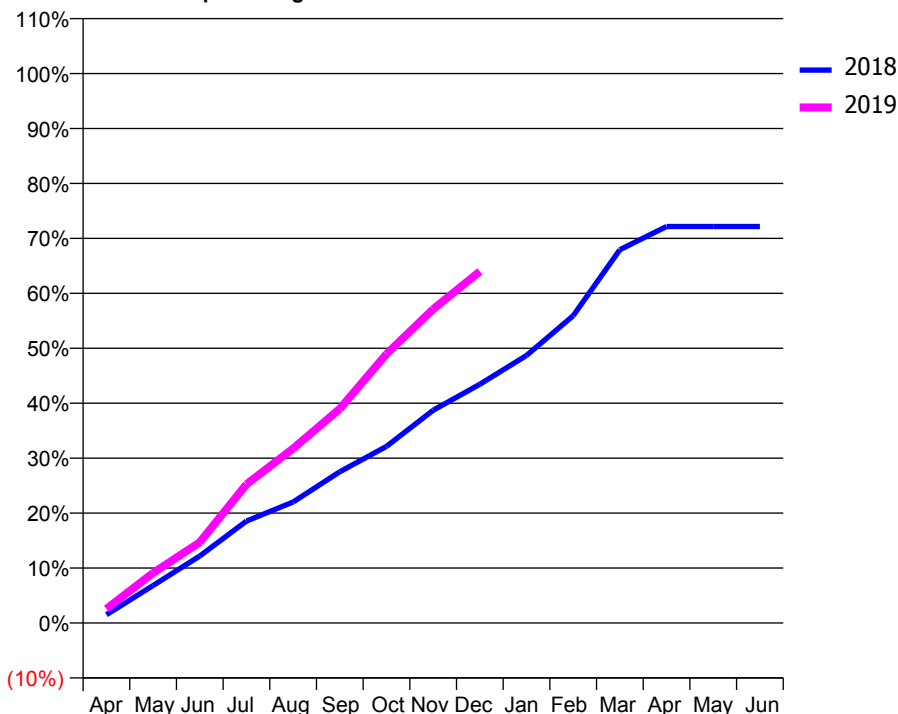
ACCESS*

Patients seen in 24 months	Total	Change since previous quarter
Quarter ending December 2017	4,290	
Quarter ending March 2018	4,281	→
Quarter ending June 2018	4,206	↓
Quarter ending September 2018	4,267	→
Quarter ending December 2018	4,253	→
Variance since December 2017	(0.9%)	→



ACTIVITY

Cumulative percentage of contracted UDA delivered 2018 & 2019



Month	Adjusted Scheduled Activity (UDA)	
	2018	2019
April	231	394
May	1,045	1,395
June	1,865	2,248
July	2,839	3,862
August	3,371	4,858
September	4,212	5,964
October	4,917	7,491
November	5,922	8,740
December	6,647	9,788
January	7,450	
February	8,558	
March	10,395	
April	11,040	
May	11,039	
June	11,038	

QUALITY

	Quantity	Base Number	Contract	AT	Region	England
% of FP17s for the same patient ID Re-attending within 3 months - Children	82	1,133	7.2%	10.2%	12.3%	11.8%
% of FP17s for the same patient ID Re-attending within 3 months - Adults	392	3,275	12.0%	13.7%	15.8%	15.6%
% of FP17s for the same patient ID Re-attending between 3 & 9 months - Children	561	1,133	49.5%	61.5%	60.1%	58.8%
% of FP17s for the same patient ID Re-attending between 3 & 9 months - Adults	1,701	3,275	51.9%	55.3%	53.3%	51.0%
% of FP17s for Band 1 Urgent Courses	247	4,215	5.9%	7.9%	9.0%	9.0%
% of FP17s Relating to Free Repair or Replacements	24	4,215	0.6%	0.9%	1.0%	0.8%
% of FP17s Relating to Continuations	78	4,215	1.9%	0.9%	1.0%	0.9%
% of Patients satisfied with the dentistry they have received	0	0	N/A	91.5%	93.8%	93.2%
% of Patients satisfied with the time they had to wait for an appointment	0	0	N/A	86.9%	89.4%	88.3%

* This is based on patients treated on this contract for their most recent course of treatment. Figures in italics indicate the base number of FP17s or Patient Questionnaire responses are less than 100. N/A is shown where the base number of responses is less than 10 during the period. % is calculated as Quantity/Base number*100

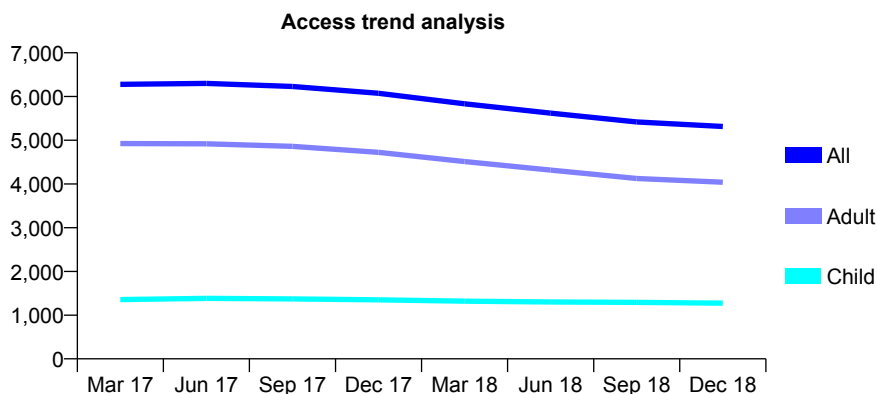
Q52 - Vital Signs At a Glance Contract Report for 101338/0054 - December 2018

Name or company name	Whitecross Dental Care Limited
Contract type name	GDS Contract
Purpose of contract	General
Contract start date	02/07/2007
Contract end date	

18/19 Contracted general activity (UDA)	20,000
Carry forward general activity (UDA)	0
18/19 Contracted orthodontic activity (UOA)	0
Carry forward orthodontic activity (UOA)	0
Baseline contract value	£550,682.88

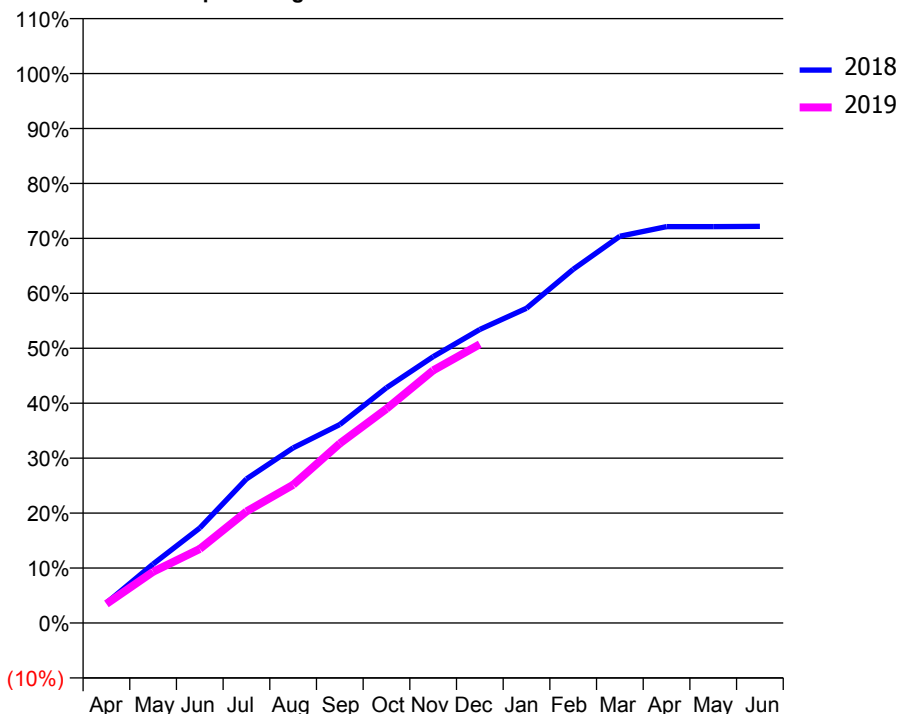
ACCESS*

Patients seen in 24 months	Total	Change since previous quarter
Quarter ending December 2017	6,073	
Quarter ending March 2018	5,832	↓
Quarter ending June 2018	5,620	↓
Quarter ending September 2018	5,417	↓
Quarter ending December 2018	5,314	↓
Variance since December 2017	(12.5%)	↓



ACTIVITY

Cumulative percentage of contracted UDA delivered 2018 & 2019



Adjusted Scheduled Activity (UDA)

Month	2018	2019
April	730	699
May	2,150	1,868
June	3,457	2,697
July	5,244	4,058
August	6,375	5,028
September	7,226	6,535
October	8,563	7,799
November	9,696	9,194
December	10,684	10,147
January	11,457	
February	12,876	
March	14,079	
April	14,427	
May	14,428	
June	14,436	

QUALITY

	Quantity	Base Number	Contract	AT	Region	England
% of FP17s for the same patient ID Re-attending within 3 months - Children	72	1,319	5.5%	10.2%	12.3%	11.8%
% of FP17s for the same patient ID Re-attending within 3 months - Adults	433	3,727	11.6%	13.7%	15.8%	15.6%
% of FP17s for the same patient ID Re-attending between 3 & 9 months - Children	713	1,319	54.1%	61.5%	60.1%	58.8%
% of FP17s for the same patient ID Re-attending between 3 & 9 months - Adults	1,906	3,727	51.1%	55.3%	53.3%	51.0%
% of FP17s for Band 1 Urgent Courses	270	4,877	5.5%	7.9%	9.0%	9.0%
% of FP17s Relating to Free Repair or Replacements	31	4,877	0.6%	0.9%	1.0%	0.8%
% of FP17s Relating to Continuations	79	4,877	1.6%	0.9%	1.0%	0.9%
% of Patients satisfied with the dentistry they have received	1	1	N/A	91.5%	93.8%	93.2%
% of Patients satisfied with the time they had to wait for an appointment	1	1	N/A	86.9%	89.4%	88.3%

* This is based on patients treated on this contract for their most recent course of treatment. Figures in italics indicate the base number of FP17s or Patient Questionnaire responses are less than 100. N/A is shown where the base number of responses is less than 10 during the period. % is calculated as Quantity/Base number*100

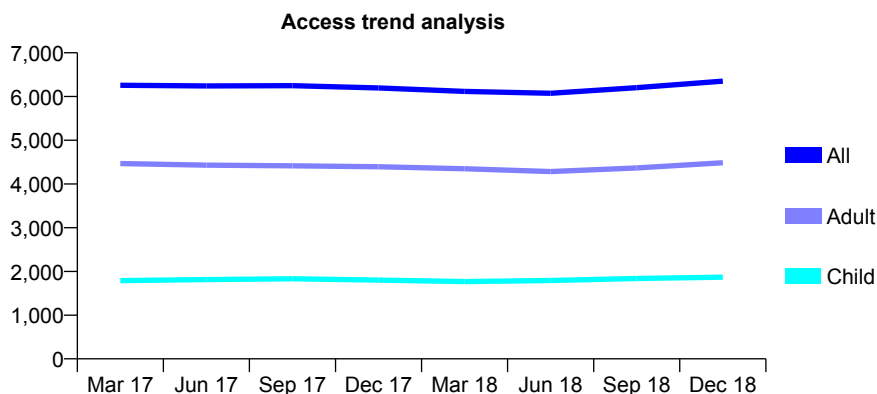
Q52 - Vital Signs At a Glance Contract Report for 101338/0055 - December 2018

Name or company name	Whitecross Dental Care Limited
Contract type name	GDS Contract
Purpose of contract	General
Contract start date	02/07/2007
Contract end date	

18/19 Contracted general activity (UDA)	19,000
Carry forward general activity (UDA)	0
18/19 Contracted orthodontic activity (UOA)	0
Carry forward orthodontic activity (UOA)	0
Baseline contract value	£523,148.73

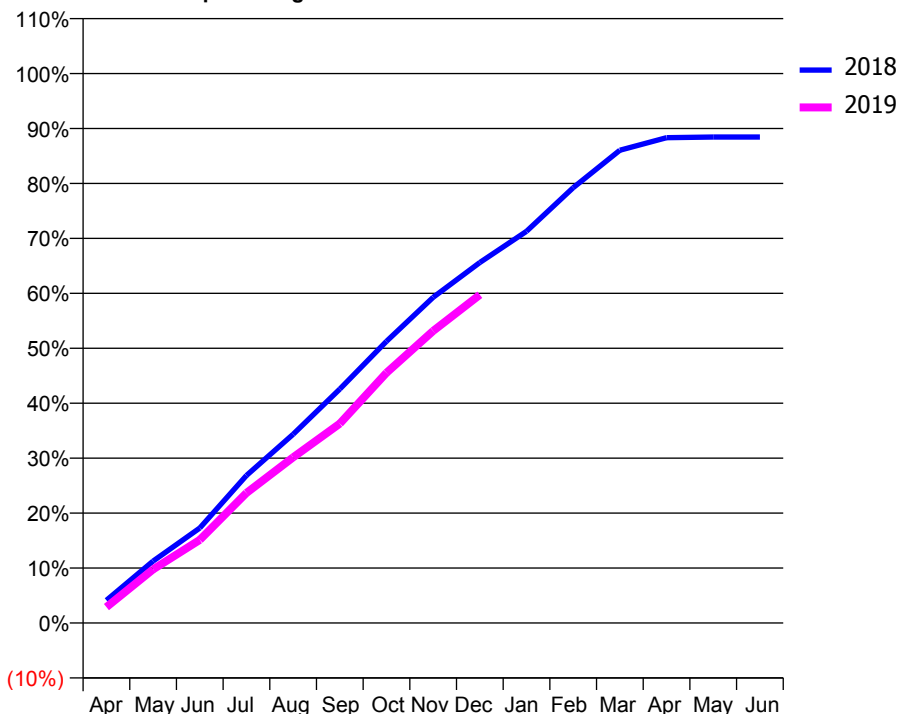
ACCESS*

Patients seen in 24 months	Total	Change since previous quarter
Quarter ending December 2017	6,195	
Quarter ending March 2018	6,118	↓
Quarter ending June 2018	6,075	→
Quarter ending September 2018	6,203	↑
Quarter ending December 2018	6,353	↑
Variance since December 2017	2.6%	↑



ACTIVITY

Cumulative percentage of contracted UDA delivered 2018 & 2019



Month	Adjusted Scheduled Activity (UDA)	
	2018	2019
April	788	550
May	2,143	1,856
June	3,285	2,873
July	5,102	4,497
August	6,526	5,729
September	8,091	6,897
October	9,742	8,654
November	11,261	10,099
December	12,464	11,351
January	13,546	
February	15,051	
March	16,346	
April	16,779	
May	16,806	
June	16,806	

QUALITY

	Quantity	Base Number	Contract	AT	Region	England
% of FP17s for the same patient ID Re-attending within 3 months - Children	98	1,755	5.6%	10.2%	12.3%	11.8%
% of FP17s for the same patient ID Re-attending within 3 months - Adults	410	4,059	10.1%	13.7%	15.8%	15.6%
% of FP17s for the same patient ID Re-attending between 3 & 9 months - Children	875	1,755	49.9%	61.5%	60.1%	58.8%
% of FP17s for the same patient ID Re-attending between 3 & 9 months - Adults	1,904	4,059	46.9%	55.3%	53.3%	51.0%
% of FP17s for Band 1 Urgent Courses	401	5,598	7.2%	7.9%	9.0%	9.0%
% of FP17s Relating to Free Repair or Replacements	28	5,598	0.5%	0.9%	1.0%	0.8%
% of FP17s Relating to Continuations	33	5,598	0.6%	0.9%	1.0%	0.9%
% of Patients satisfied with the dentistry they have received	3	3	N/A	91.5%	93.8%	93.2%
% of Patients satisfied with the time they had to wait for an appointment	3	3	N/A	86.9%	89.4%	88.3%

* This is based on patients treated on this contract for their most recent course of treatment. Figures in italics indicate the base number of FP17s or Patient Questionnaire responses are less than 100. N/A is shown where the base number of responses is less than 10 during the period. % is calculated as Quantity/Base number*100

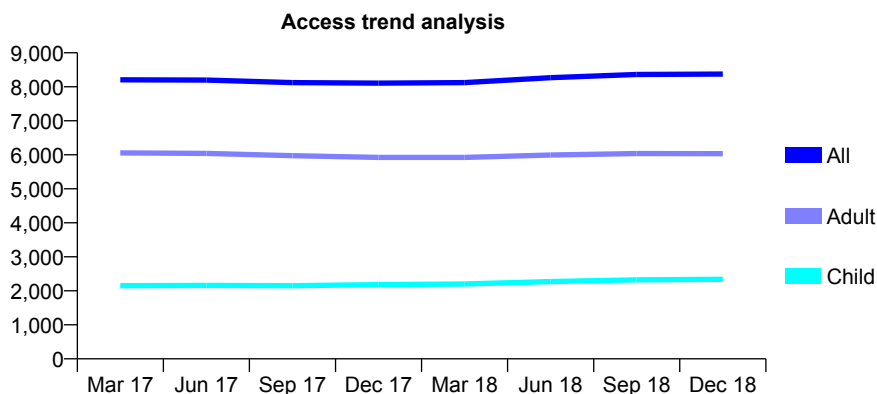
Q52 - Vital Signs At a Glance Contract Report for 101338/0056 - December 2018

Name or company name	Whitecross Dental Care Limited
Contract type name	GDS Contract
Purpose of contract	General
Contract start date	02/07/2007
Contract end date	

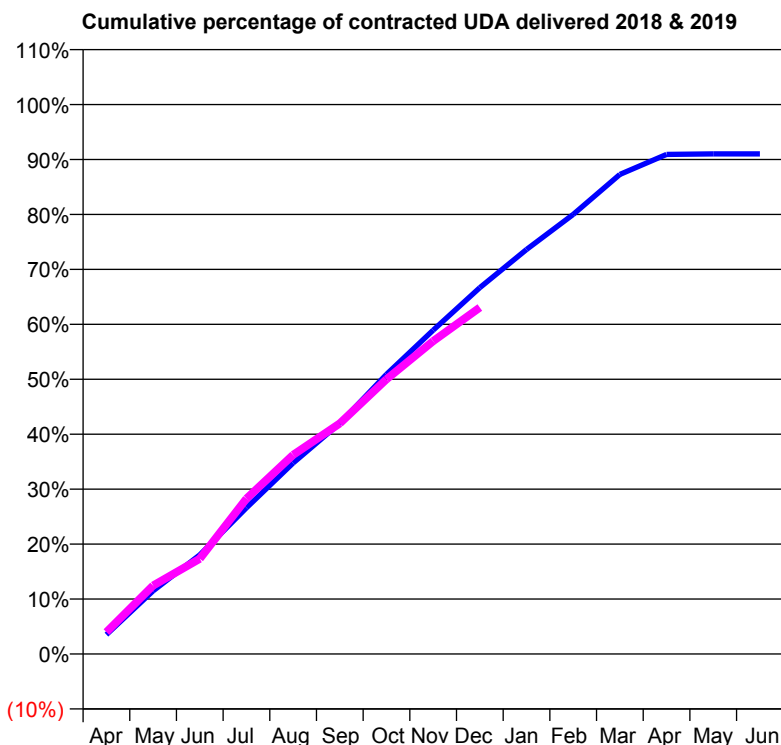
18/19 Contracted general activity (UDA)	25,300
Carry forward general activity (UDA)	0
18/19 Contracted orthodontic activity (UOA)	0
Carry forward orthodontic activity (UOA)	0
Baseline contract value	£696,613.83

ACCESS*

Patients seen in 24 months	Total	Change since previous quarter
Quarter ending December 2017	8,109	
Quarter ending March 2018	8,124	→
Quarter ending June 2018	8,268	→
Quarter ending September 2018	8,361	→
Quarter ending December 2018	8,374	→
Variance since December 2017	3.3%	↑



ACTIVITY



Adjusted Scheduled Activity (UDA)		
Month	2018	2019
April	896	1,012
May	2,906	3,153
June	4,563	4,389
July	6,734	7,155
August	8,795	9,169
September	10,623	10,618
October	12,880	12,649
November	14,907	14,407
December	16,868	15,952
January	18,624	
February	20,241	
March	22,083	
April	23,003	
May	23,028	
June	23,028	

QUALITY

	Quantity	Base Number	Contract	AT	Region	England
% of FP17s for the same patient ID Re-attending within 3 months - Children	119	2,031	5.9%	10.2%	12.3%	11.8%
% of FP17s for the same patient ID Re-attending within 3 months - Adults	531	5,289	10.0%	13.7%	15.8%	15.6%
% of FP17s for the same patient ID Re-attending between 3 & 9 months - Children	1,034	2,031	50.9%	61.5%	60.1%	58.8%
% of FP17s for the same patient ID Re-attending between 3 & 9 months - Adults	2,621	5,289	49.6%	55.3%	53.3%	51.0%
% of FP17s for Band 1 Urgent Courses	270	6,901	3.9%	7.9%	9.0%	9.0%
% of FP17s Relating to Free Repair or Replacements	57	6,901	0.8%	0.9%	1.0%	0.8%
% of FP17s Relating to Continuations	118	6,901	1.7%	0.9%	1.0%	0.9%
% of Patients satisfied with the dentistry they have received	3	3	N/A	91.5%	93.8%	93.2%
% of Patients satisfied with the time they had to wait for an appointment	2	3	N/A	86.9%	89.4%	88.3%

* This is based on patients treated on this contract for their most recent course of treatment. Figures in italics indicate the base number of FP17s or Patient Questionnaire responses are less than 100. N/A is shown where the base number of responses is less than 10 during the period. % is calculated as Quantity/Base number*100

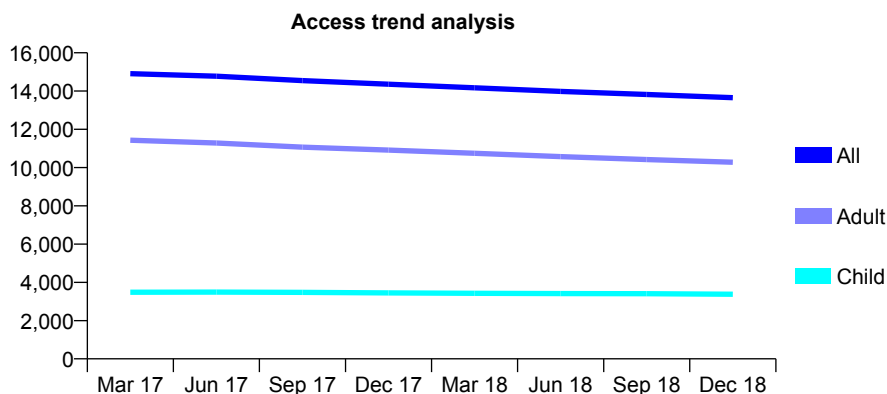
Q52 - Vital Signs At a Glance Contract Report for 101338/0067 - December 2018

Name or company name	Whitecross Dental Care Limited
Contract type name	GDS Contract
Purpose of contract	General
Contract start date	01/07/2008
Contract end date	

18/19 Contracted general activity (UDA)	40,509
Carry forward general activity (UDA)	0
18/19 Contracted orthodontic activity (UOA)	0
Carry forward orthodontic activity (UOA)	0
Baseline contract value	£1,115,380.63

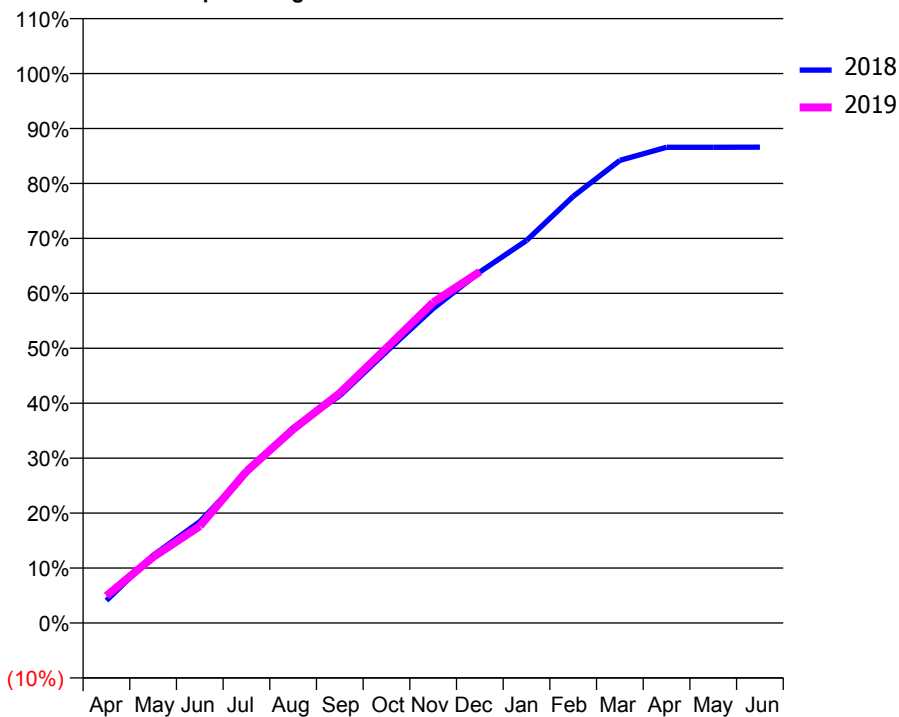
ACCESS*

Patients seen in 24 months	Total	Change since previous quarter
Quarter ending December 2017	14,361	
Quarter ending March 2018	14,172	↓
Quarter ending June 2018	13,982	↓
Quarter ending September 2018	13,823	↓
Quarter ending December 2018	13,655	↓
Variance since December 2017	(4.9%)	↓



ACTIVITY

Cumulative percentage of contracted UDA delivered 2018 & 2019



Month	Adjusted Scheduled Activity (UDA)	
	2018	2019
April	1,658	1,996
May	4,986	4,861
June	7,479	7,140
July	11,076	11,184
August	14,394	14,275
September	16,755	16,955
October	20,012	20,278
November	23,187	23,636
December	25,879	25,897
January	28,202	
February	31,457	
March	34,110	
April	35,073	
May	35,071	
June	35,076	

QUALITY

	Quantity	Base Number	Contract	AT	Region	England
% of FP17s for the same patient ID Re-attending within 3 months - Children	172	3,749	4.6%	10.2%	12.3%	11.8%
% of FP17s for the same patient ID Re-attending within 3 months - Adults	1,067	11,161	9.6%	13.7%	15.8%	15.6%
% of FP17s for the same patient ID Re-attending between 3 & 9 months - Children	2,319	3,749	61.9%	61.5%	60.1%	58.8%
% of FP17s for the same patient ID Re-attending between 3 & 9 months - Adults	7,392	11,161	66.2%	55.3%	53.3%	51.0%
% of FP17s for Band 1 Urgent Courses	876	14,368	6.1%	7.9%	9.0%	9.0%
% of FP17s Relating to Free Repair or Replacements	77	14,368	0.5%	0.9%	1.0%	0.8%
% of FP17s Relating to Continuations	157	14,368	1.1%	0.9%	1.0%	0.9%
% of Patients satisfied with the dentistry they have received	7	8	N/A	91.5%	93.8%	93.2%
% of Patients satisfied with the time they had to wait for an appointment	6	8	N/A	86.9%	89.4%	88.3%

* This is based on patients treated on this contract for their most recent course of treatment. Figures in italics indicate the base number of FP17s or Patient Questionnaire responses are less than 100. N/A is shown where the base number of responses is less than 10 during the period. % is calculated as Quantity/Base number*100

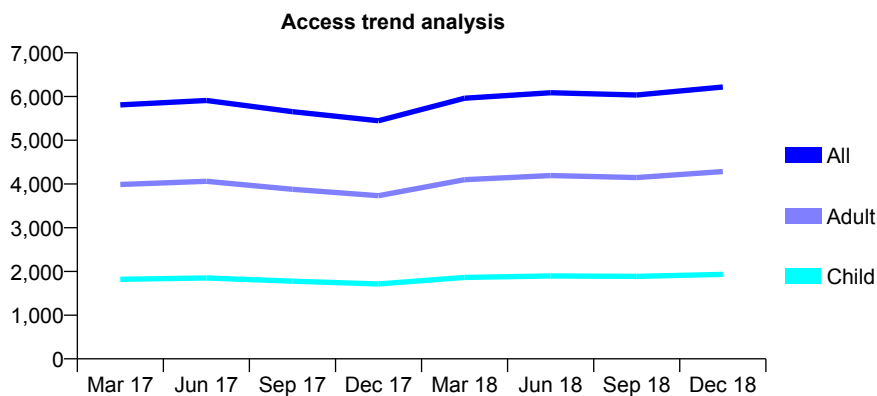
Q52 - Vital Signs At a Glance Contract Report for 101338/0074 - December 2018

Name or company name	Whitecross Dental Care Limited
Contract type name	GDS Contract
Purpose of contract	General
Contract start date	09/12/2008
Contract end date	

18/19 Contracted general activity (UDA)	18,433
Carry forward general activity (UDA)	0
18/19 Contracted orthodontic activity (UOA)	0
Carry forward orthodontic activity (UOA)	0
Baseline contract value	£552,628.11

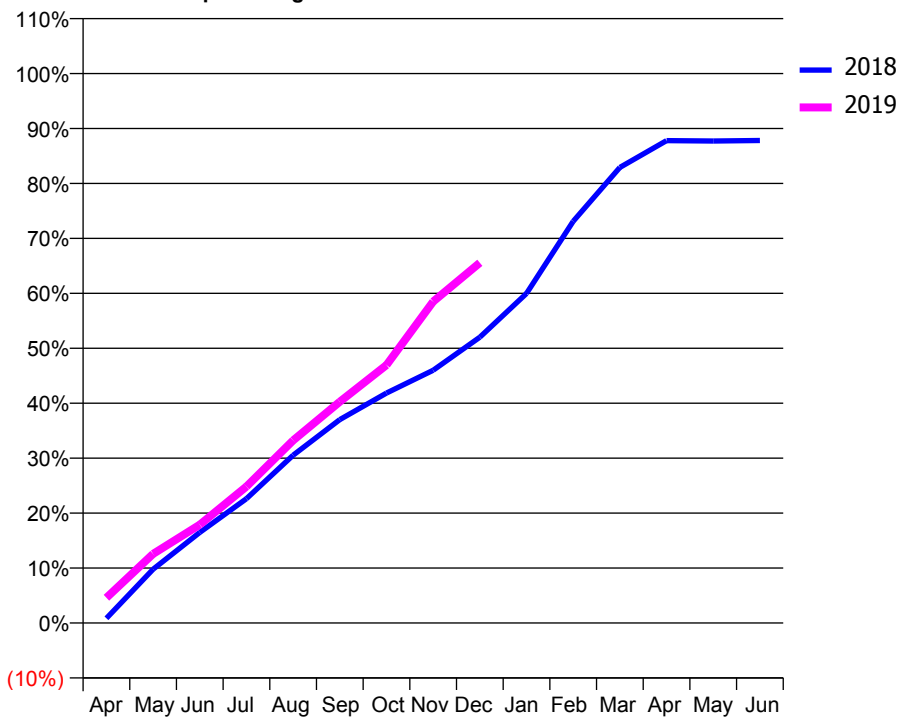
ACCESS*

Patients seen in 24 months	Total	Change since previous quarter
Quarter ending December 2017	5,447	
Quarter ending March 2018	5,960	↑
Quarter ending June 2018	6,088	↑
Quarter ending September 2018	6,034	→
Quarter ending December 2018	6,217	↑
Variance since December 2017	14.1%	↑



ACTIVITY

Cumulative percentage of contracted UDA delivered 2018 & 2019



Month	Adjusted Scheduled Activity (UDA)	
	2018	2019
April	158	846
May	1,806	2,319
June	3,040	3,298
July	4,172	4,578
August	5,628	6,128
September	6,824	7,423
October	7,715	8,655
November	8,480	10,782
December	9,590	12,084
January	11,053	
February	13,476	
March	15,285	
April	16,180	
May	16,170	
June	16,187	

QUALITY

	Quantity	Base Number	Contract	AT	Region	England
% of FP17s for the same patient ID Re-attending within 3 months - Children	120	2,045	5.9%	10.2%	12.3%	11.8%
% of FP17s for the same patient ID Re-attending within 3 months - Adults	381	3,988	9.6%	13.7%	15.8%	15.6%
% of FP17s for the same patient ID Re-attending between 3 & 9 months - Children	1,158	2,045	56.6%	61.5%	60.1%	58.8%
% of FP17s for the same patient ID Re-attending between 3 & 9 months - Adults	2,064	3,988	51.8%	55.3%	53.3%	51.0%
% of FP17s for Band 1 Urgent Courses	376	5,656	6.6%	7.9%	9.0%	9.0%
% of FP17s Relating to Free Repair or Replacements	25	5,656	0.4%	0.9%	1.0%	0.8%
% of FP17s Relating to Continuations	53	5,656	0.9%	0.9%	1.0%	0.9%
% of Patients satisfied with the dentistry they have received	0	0	N/A	91.5%	93.8%	93.2%
% of Patients satisfied with the time they had to wait for an appointment	0	0	N/A	86.9%	89.4%	88.3%

* This is based on patients treated on this contract for their most recent course of treatment. Figures in italics indicate the base number of FP17s or Patient Questionnaire responses are less than 100. N/A is shown where the base number of responses is less than 10 during the period. % is calculated as Quantity/Base number*100

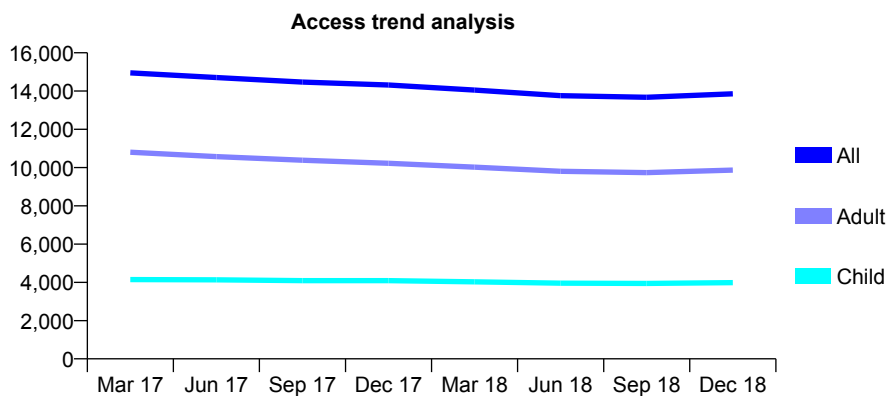
Q52 - Vital Signs At a Glance Contract Report for 101338/0079 - December 2018

Name or company name	Whitecross Dental Care Limited
Contract type name	GDS Contract
Purpose of contract	General
Contract start date	01/04/2009
Contract end date	

18/19 Contracted general activity (UDA)	44,400
Carry forward general activity (UDA)	0
18/19 Contracted orthodontic activity (UOA)	0
Carry forward orthodontic activity (UOA)	0
Baseline contract value	£1,222,515.99

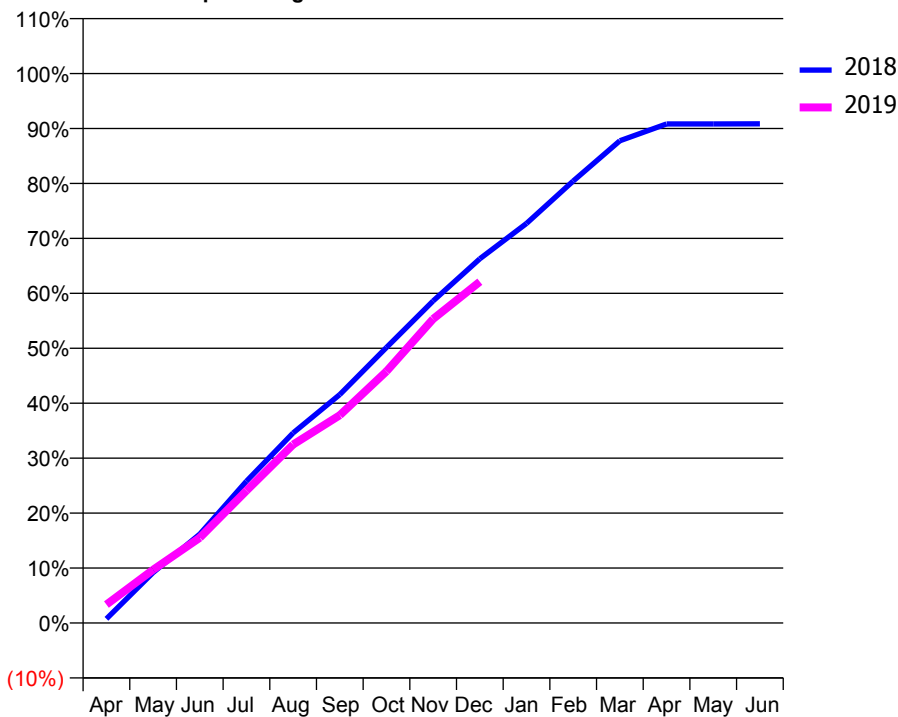
ACCESS*

Patients seen in 24 months	Total	Change since previous quarter
Quarter ending December 2017	14,313	
Quarter ending March 2018	14,049	↓
Quarter ending June 2018	13,758	↓
Quarter ending September 2018	13,674	→
Quarter ending December 2018	13,855	→
Variance since December 2017	(3.2%)	↓



ACTIVITY

Cumulative percentage of contracted UDA delivered 2018 & 2019



Month	Adjusted Scheduled Activity (UDA)	
	2018	2019
April	342	1,496
May	4,083	4,306
June	7,178	6,895
July	11,457	10,696
August	15,357	14,418
September	18,460	16,795
October	22,265	20,336
November	26,026	24,569
December	29,428	27,581
January	32,289	
February	35,717	
March	38,969	
April	40,320	
May	40,327	
June	40,330	

QUALITY

	Quantity	Base Number	Contract	AT	Region	England
% of FP17s for the same patient ID Re-attending within 3 months - Children	175	3,821	4.6%	10.2%	12.3%	11.8%
% of FP17s for the same patient ID Re-attending within 3 months - Adults	749	8,779	8.5%	13.7%	15.8%	15.6%
% of FP17s for the same patient ID Re-attending between 3 & 9 months - Children	1,824	3,821	47.7%	61.5%	60.1%	58.8%
% of FP17s for the same patient ID Re-attending between 3 & 9 months - Adults	3,883	8,779	44.2%	55.3%	53.3%	51.0%
% of FP17s for Band 1 Urgent Courses	737	12,074	6.1%	7.9%	9.0%	9.0%
% of FP17s Relating to Free Repair or Replacements	62	12,074	0.5%	0.9%	1.0%	0.8%
% of FP17s Relating to Continuations	133	12,074	1.1%	0.9%	1.0%	0.9%
% of Patients satisfied with the dentistry they have received	7	7	N/A	91.5%	93.8%	93.2%
% of Patients satisfied with the time they had to wait for an appointment	6	7	N/A	86.9%	89.4%	88.3%

* This is based on patients treated on this contract for their most recent course of treatment. Figures in italics indicate the base number of FP17s or Patient Questionnaire responses are less than 100. N/A is shown where the base number of responses is less than 10 during the period. % is calculated as Quantity/Base number*100

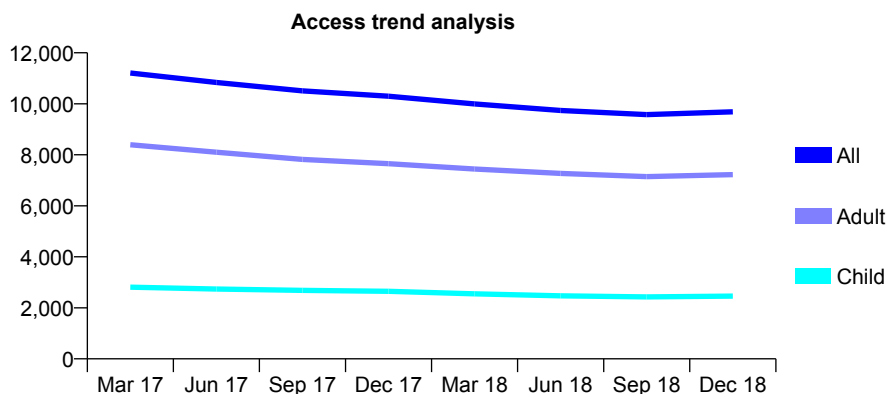
Q52 - Vital Signs At a Glance Contract Report for 101338/0080 - December 2018

Name or company name	Whitecross Dental Care Limited
Contract type name	GDS Contract
Purpose of contract	General
Contract start date	01/04/2009
Contract end date	

18/19 Contracted general activity (UDA)	30,442
Carry forward general activity (UDA)	0
18/19 Contracted orthodontic activity (UOA)	0
Carry forward orthodontic activity (UOA)	0
Baseline contract value	£833,601.84

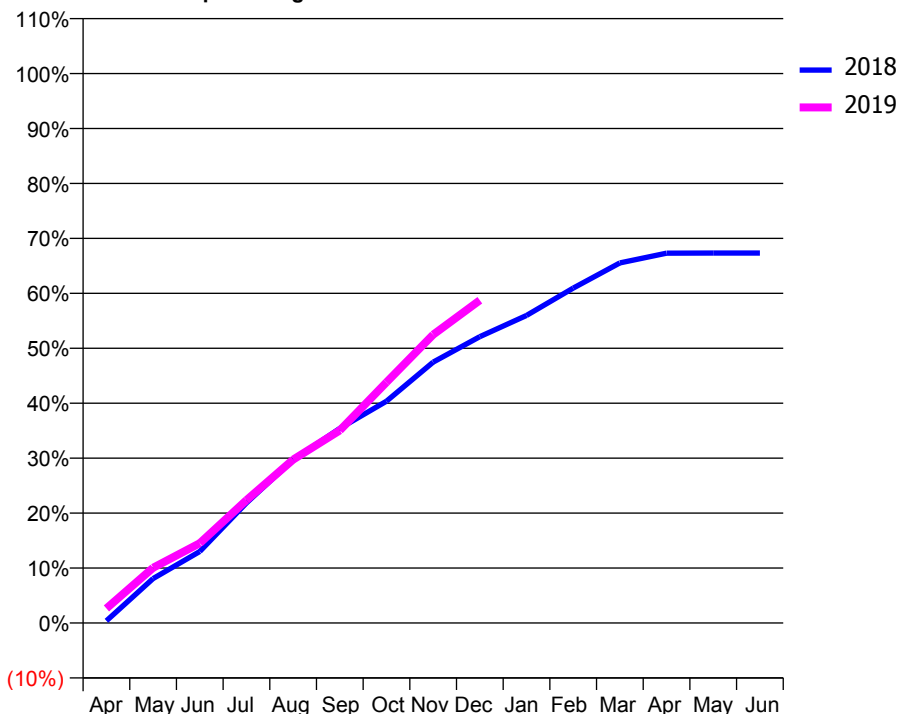
ACCESS*

Patients seen in 24 months	Total	Change since previous quarter
Quarter ending December 2017	10,300	
Quarter ending March 2018	9,993	↓
Quarter ending June 2018	9,741	↓
Quarter ending September 2018	9,574	↓
Quarter ending December 2018	9,684	→
Variance since December 2017	(6.0%)	↓



ACTIVITY

Cumulative percentage of contracted UDA delivered 2018 & 2019



Month	Adjusted Scheduled Activity (UDA)	
	2018	2019
April	118	812
May	2,465	3,063
June	3,967	4,419
July	6,655	6,808
August	9,038	9,054
September	10,780	10,670
October	12,290	13,338
November	14,452	15,978
December	15,863	17,878
January	17,040	
February	18,556	
March	19,953	
April	20,491	
May	20,494	
June	20,494	

QUALITY

	Quantity	Base Number	Contract	AT	Region	England
% of FP17s for the same patient ID Re-attending within 3 months - Children	113	2,528	4.5%	10.2%	12.3%	11.8%
% of FP17s for the same patient ID Re-attending within 3 months - Adults	615	7,086	8.7%	13.7%	15.8%	15.6%
% of FP17s for the same patient ID Re-attending between 3 & 9 months - Children	956	2,528	37.8%	61.5%	60.1%	58.8%
% of FP17s for the same patient ID Re-attending between 3 & 9 months - Adults	2,797	7,086	39.5%	55.3%	53.3%	51.0%
% of FP17s for Band 1 Urgent Courses	223	9,361	2.4%	7.9%	9.0%	9.0%
% of FP17s Relating to Free Repair or Replacements	100	9,361	1.1%	0.9%	1.0%	0.8%
% of FP17s Relating to Continuations	209	9,361	2.2%	0.9%	1.0%	0.9%
% of Patients satisfied with the dentistry they have received	3	4	N/A	91.5%	93.8%	93.2%
% of Patients satisfied with the time they had to wait for an appointment	0	4	N/A	86.9%	89.4%	88.3%

* This is based on patients treated on this contract for their most recent course of treatment. Figures in italics indicate the base number of FP17s or Patient Questionnaire responses are less than 100. N/A is shown where the base number of responses is less than 10 during the period. % is calculated as Quantity/Base number*100

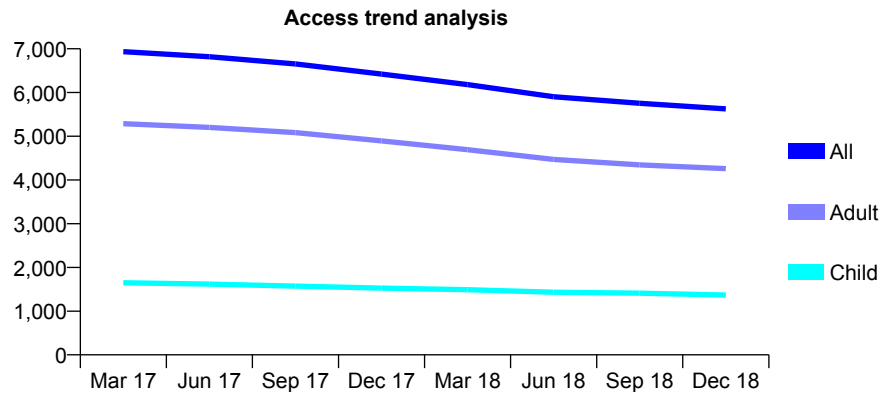
Q52 - Vital Signs At a Glance Contract Report for 101338/0081 - December 2018

Name or company name	Petrie Tucker & Partners Ltd
Contract type name	GDS Contract
Purpose of contract	General
Contract start date	01/04/2009
Contract end date	

18/19 Contracted general activity (UDA)	16,300
Carry forward general activity (UDA)	0
18/19 Contracted orthodontic activity (UOA)	0
Carry forward orthodontic activity (UOA)	0
Baseline contract value	£448,806.54

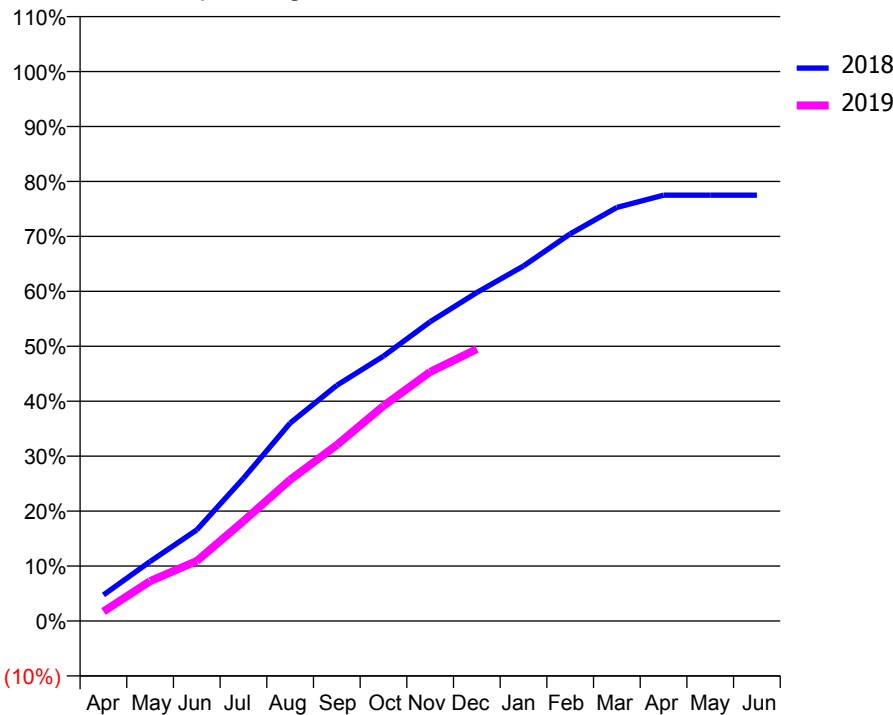
ACCESS*

Patients seen in 24 months	Total	Change since previous quarter
Quarter ending December 2017	6,422	
Quarter ending March 2018	6,182	↓
Quarter ending June 2018	5,903	↓
Quarter ending September 2018	5,755	↓
Quarter ending December 2018	5,626	↓
Variance since December 2017	(12.4%)	↓



ACTIVITY

Cumulative percentage of contracted UDA delivered 2018 & 2019



Month	Adjusted Scheduled Activity (UDA)	
	2018	2019
April	772	283
May	1,765	1,184
June	2,705	1,783
July	4,233	2,964
August	5,870	4,191
September	6,992	5,224
October	7,859	6,381
November	8,878	7,390
December	9,743	8,066
January	10,530	
February	11,483	
March	12,269	
April	12,633	
May	12,632	
June	12,632	

QUALITY

	Quantity	Base Number	Contract	AT	Region	England
% of FP17s for the same patient ID Re-attending within 3 months - Children	52	1,244	4.2%	10.2%	12.3%	11.8%
% of FP17s for the same patient ID Re-attending within 3 months - Adults	274	3,510	7.8%	13.7%	15.8%	15.6%
% of FP17s for the same patient ID Re-attending between 3 & 9 months - Children	559	1,244	44.9%	61.5%	60.1%	58.8%
% of FP17s for the same patient ID Re-attending between 3 & 9 months - Adults	1,390	3,510	39.6%	55.3%	53.3%	51.0%
% of FP17s for Band 1 Urgent Courses	225	4,556	4.9%	7.9%	9.0%	9.0%
% of FP17s Relating to Free Repair or Replacements	14	4,556	0.3%	0.9%	1.0%	0.8%
% of FP17s Relating to Continuations	43	4,556	0.9%	0.9%	1.0%	0.9%
% of Patients satisfied with the dentistry they have received	3	3	N/A	91.5%	93.8%	93.2%
% of Patients satisfied with the time they had to wait for an appointment	2	3	N/A	86.9%	89.4%	88.3%

* This is based on patients treated on this contract for their most recent course of treatment. Figures in italics indicate the base number of FP17s or Patient Questionnaire responses are less than 100. N/A is shown where the base number of responses is less than 10 during the period. % is calculated as Quantity/Base number*100

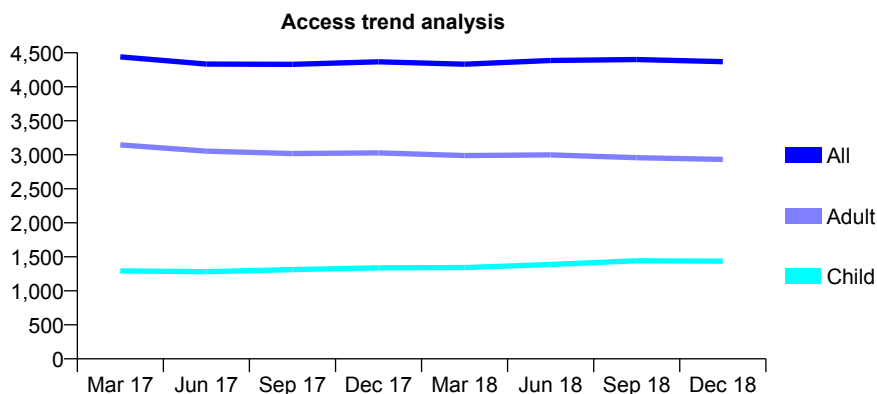
Q52 - Vital Signs At a Glance Contract Report for 101338/0098 - December 2018

Name or company name	Whitecross Dental Care Limited
Contract type name	GDS Contract
Purpose of contract	General
Contract start date	01/09/2009
Contract end date	

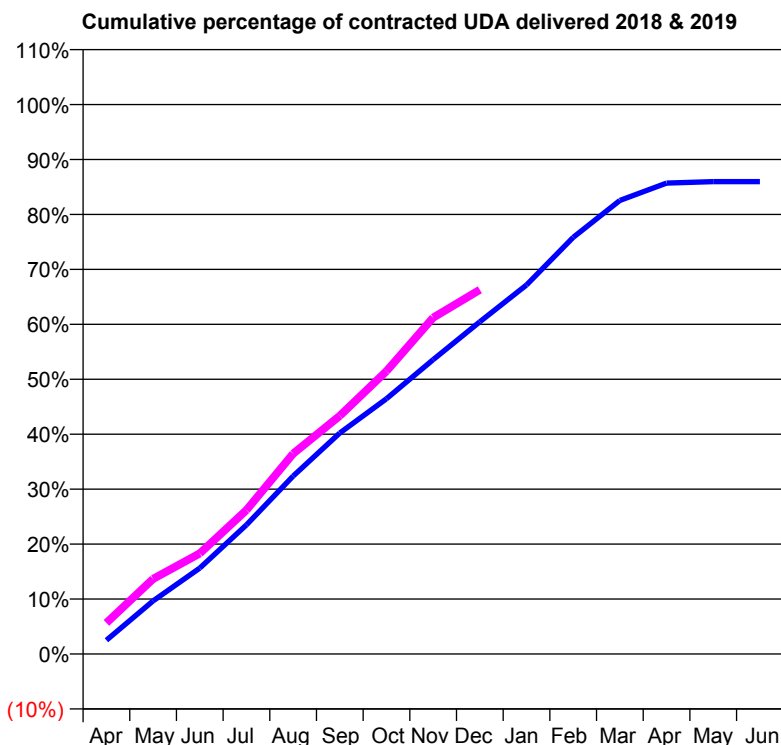
18/19 Contracted general activity (UDA)	16,371
Carry forward general activity (UDA)	0
18/19 Contracted orthodontic activity (UOA)	0
Carry forward orthodontic activity (UOA)	0
Baseline contract value	£421,993.71

ACCESS*

Patients seen in 24 months	Total	Change since previous quarter
Quarter ending December 2017	4,367	
Quarter ending March 2018	4,333	→
Quarter ending June 2018	4,387	→
Quarter ending September 2018	4,401	→
Quarter ending December 2018	4,369	→
Variance since December 2017	0.0%	→



ACTIVITY



Month	Adjusted Scheduled Activity (UDA)	
	2018	2019
April	412	928
May	1,585	2,240
June	2,560	2,998
July	3,848	4,289
August	5,303	5,969
September	6,583	7,095
October	7,608	8,429
November	8,768	10,023
December	9,900	10,852
January	10,996	
February	12,412	
March	13,513	
April	14,030	
May	14,075	
June	14,075	

QUALITY

	Quantity	Base Number	Contract	AT	Region	England
% of FP17s for the same patient ID Re-attending within 3 months - Children	93	1,681	5.5%	10.2%	12.3%	11.8%
% of FP17s for the same patient ID Re-attending within 3 months - Adults	383	3,221	11.9%	13.7%	15.8%	15.6%
% of FP17s for the same patient ID Re-attending between 3 & 9 months - Children	982	1,681	58.4%	61.5%	60.1%	58.8%
% of FP17s for the same patient ID Re-attending between 3 & 9 months - Adults	1,888	3,221	58.6%	55.3%	53.3%	51.0%
% of FP17s for Band 1 Urgent Courses	337	4,656	7.2%	7.9%	9.0%	9.0%
% of FP17s Relating to Free Repair or Replacements	40	4,656	0.9%	0.9%	1.0%	0.8%
% of FP17s Relating to Continuations	58	4,656	1.2%	0.9%	1.0%	0.9%
% of Patients satisfied with the dentistry they have received	0	0	N/A	91.5%	93.8%	93.2%
% of Patients satisfied with the time they had to wait for an appointment	0	0	N/A	86.9%	89.4%	88.3%

* This is based on patients treated on this contract for their most recent course of treatment. Figures in italics indicate the base number of FP17s or Patient Questionnaire responses are less than 100. N/A is shown where the base number of responses is less than 10 during the period. % is calculated as Quantity/Base number*100

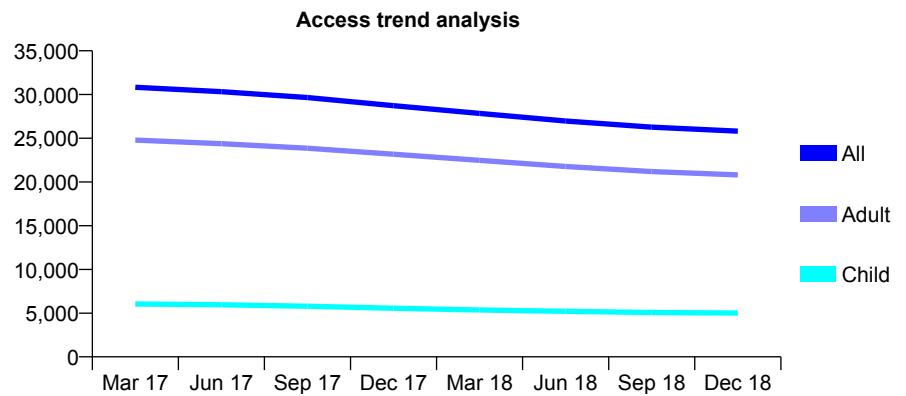
Q52 - Vital Signs At a Glance Contract Report for 101338/0104 - December 2018

Name or company name	Whitecross Dental Care Limited
Contract type name	GDS Contract
Purpose of contract	General
Contract start date	01/10/2009
Contract end date	

18/19 Contracted general activity (UDA)	85,709
Carry forward general activity (UDA)	0
18/19 Contracted orthodontic activity (UOA)	0
Carry forward orthodontic activity (UOA)	0
Baseline contract value	£2,432,827.77

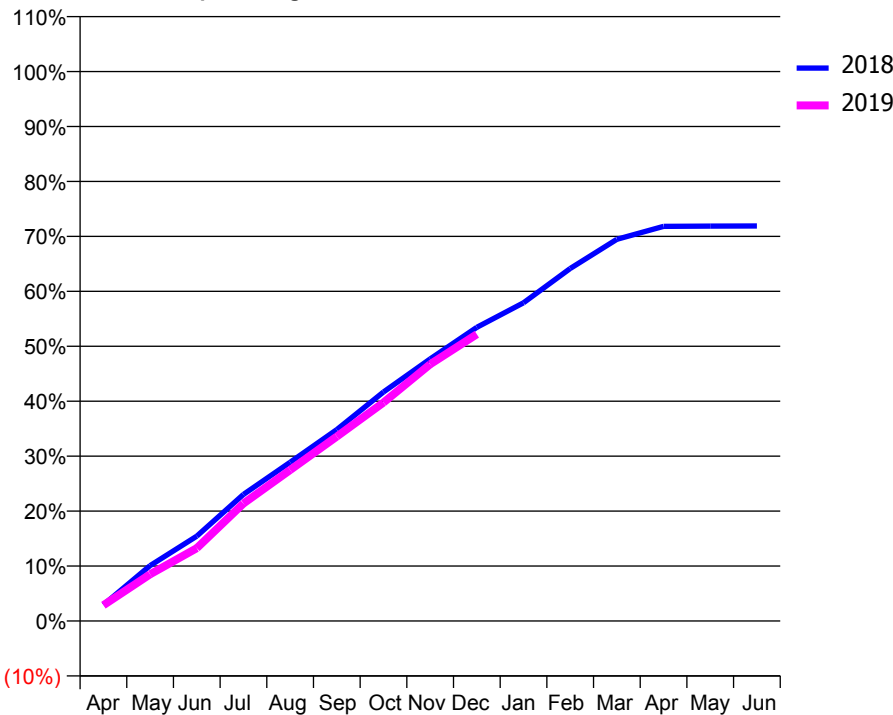
ACCESS*

Patients seen in 24 months	Total	Change since previous quarter
Quarter ending December 2017	28,729	
Quarter ending March 2018	27,838	↓
Quarter ending June 2018	26,972	↓
Quarter ending September 2018	26,266	↓
Quarter ending December 2018	25,817	↓
Variance since December 2017	(10.1%)	↓



ACTIVITY

Cumulative percentage of contracted UDA delivered 2018 & 2019



Month	Adjusted Scheduled Activity (UDA)	
	2018	2019
April	2,534	2,458
May	8,650	7,281
June	13,248	11,369
July	19,759	18,329
August	24,771	23,558
September	29,860	28,771
October	35,713	34,071
November	40,889	40,041
December	45,812	44,722
January	49,642	
February	54,988	
March	59,528	
April	61,552	
May	61,606	
June	61,616	

QUALITY

	Quantity	Base Number	Contract	AT	Region	England
% of FP17s for the same patient ID Re-attending within 3 months - Children	234	4,750	4.9%	10.2%	12.3%	11.8%
% of FP17s for the same patient ID Re-attending within 3 months - Adults	2,144	19,501	11.0%	13.7%	15.8%	15.6%
% of FP17s for the same patient ID Re-attending between 3 & 9 months - Children	1,499	4,750	31.6%	61.5%	60.1%	58.8%
% of FP17s for the same patient ID Re-attending between 3 & 9 months - Adults	7,024	19,501	36.0%	55.3%	53.3%	51.0%
% of FP17s for Band 1 Urgent Courses	2,221	23,282	9.5%	7.9%	9.0%	9.0%
% of FP17s Relating to Free Repair or Replacements	151	23,282	0.6%	0.9%	1.0%	0.8%
% of FP17s Relating to Continuations	297	23,282	1.3%	0.9%	1.0%	0.9%
% of Patients satisfied with the dentistry they have received	6	6	N/A	91.5%	93.8%	93.2%
% of Patients satisfied with the time they had to wait for an appointment	4	6	N/A	86.9%	89.4%	88.3%

* This is based on patients treated on this contract for their most recent course of treatment. Figures in italics indicate the base number of FP17s or Patient Questionnaire responses are less than 100. N/A is shown where the base number of responses is less than 10 during the period. % is calculated as Quantity/Base number*100

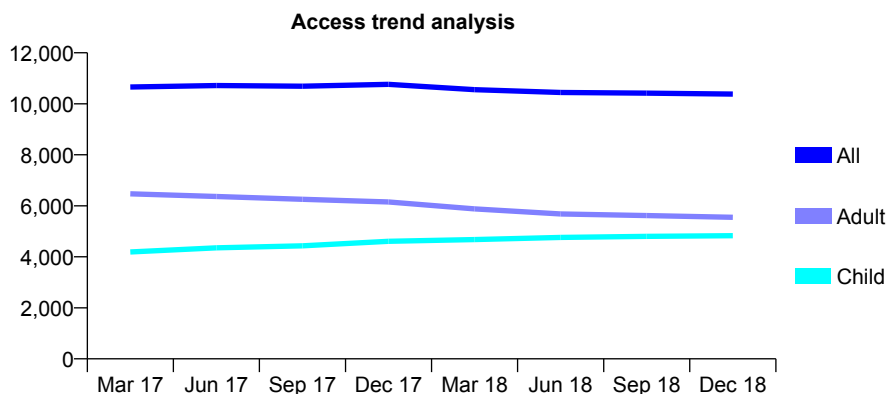
Q52 - Vital Signs At a Glance Contract Report for 101338/0138 - December 2018

Name or company name	Whitecross Dental Care Limited
Contract type name	GDS Contract
Purpose of contract	General
Contract start date	01/06/2012
Contract end date	

18/19 Contracted general activity (UDA)	28,509
Carry forward general activity (UDA)	0
18/19 Contracted orthodontic activity (UOA)	0
Carry forward orthodontic activity (UOA)	0
Baseline contract value	£967,731.35

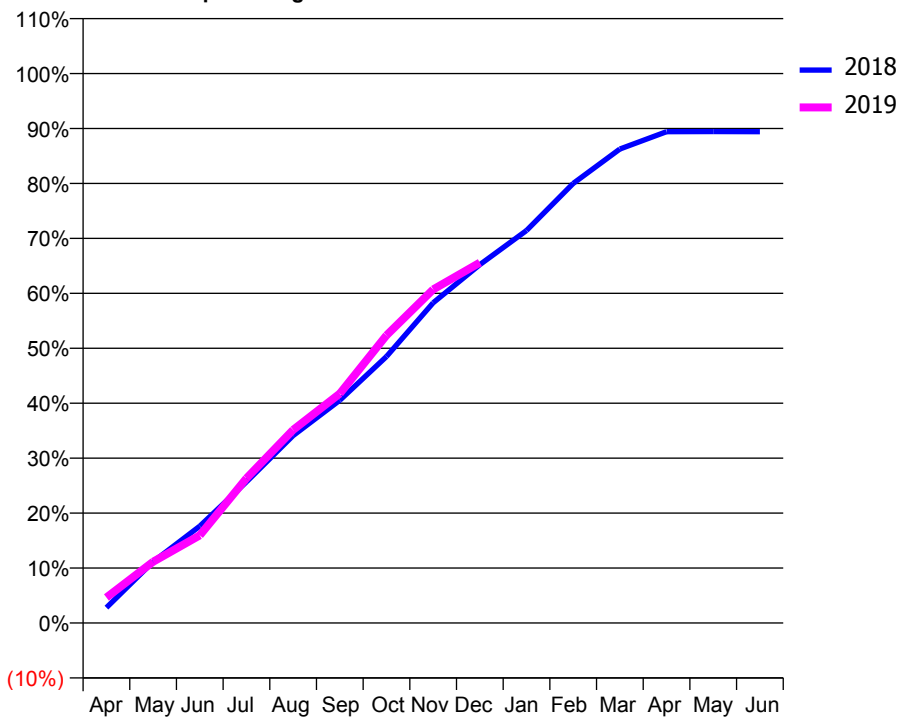
ACCESS*

Patients seen in 24 months	Total	Change since previous quarter
Quarter ending December 2017	10,761	
Quarter ending March 2018	10,555	↓
Quarter ending June 2018	10,442	↓
Quarter ending September 2018	10,419	→
Quarter ending December 2018	10,380	→
Variance since December 2017	(3.5%)	↓



ACTIVITY

Cumulative percentage of contracted UDA delivered 2018 & 2019



Month	2018	2019
April	797	1,324
May	3,182	3,181
June	5,029	4,548
July	7,321	7,512
August	9,720	10,020
September	11,556	11,904
October	13,824	14,926
November	16,615	17,307
December	18,593	18,694
January	20,364	
February	22,803	
March	24,593	
April	25,492	
May	25,494	
June	25,493	

QUALITY

	Quantity	Base Number	Contract	AT	Region	England
% of FP17s for the same patient ID Re-attending within 3 months - Children	254	4,734	5.4%	10.2%	12.3%	11.8%
% of FP17s for the same patient ID Re-attending within 3 months - Adults	618	5,142	12.0%	13.7%	15.8%	15.6%
% of FP17s for the same patient ID Re-attending between 3 & 9 months - Children	2,034	4,734	43.0%	61.5%	60.1%	58.8%
% of FP17s for the same patient ID Re-attending between 3 & 9 months - Adults	2,290	5,142	44.5%	55.3%	53.3%	51.0%
% of FP17s for Band 1 Urgent Courses	732	9,486	7.7%	7.9%	9.0%	9.0%
% of FP17s Relating to Free Repair or Replacements	22	9,486	0.2%	0.9%	1.0%	0.8%
% of FP17s Relating to Continuations	83	9,486	0.9%	0.9%	1.0%	0.9%
% of Patients satisfied with the dentistry they have received	2	2	N/A	91.5%	93.8%	93.2%
% of Patients satisfied with the time they had to wait for an appointment	1	2	N/A	86.9%	89.4%	88.3%

* This is based on patients treated on this contract for their most recent course of treatment. Figures in italics indicate the base number of FP17s or Patient Questionnaire responses are less than 100. N/A is shown where the base number of responses is less than 10 during the period. % is calculated as Quantity/Base number*100

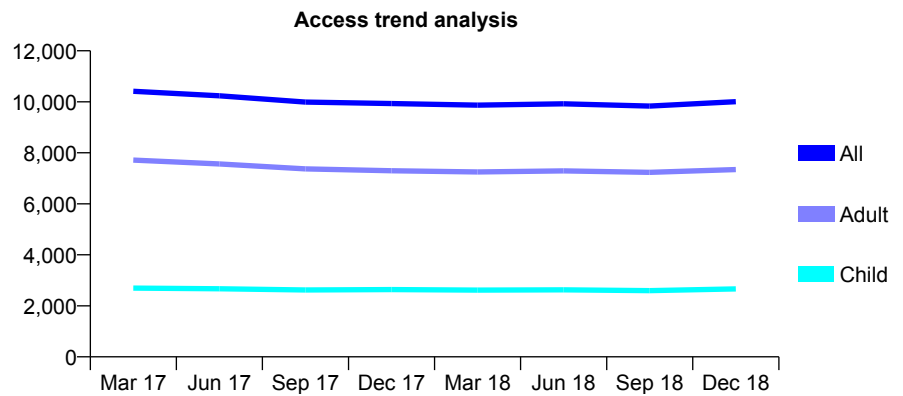
Q52 - Vital Signs At a Glance Contract Report for 101338/0139 - December 2018

Name or company name	Whitecross Dental Care Limited
Contract type name	GDS Contract
Purpose of contract	General
Contract start date	01/06/2012
Contract end date	

18/19 Contracted general activity (UDA)	28,439
Carry forward general activity (UDA)	0
18/19 Contracted orthodontic activity (UOA)	0
Carry forward orthodontic activity (UOA)	0
Baseline contract value	£838,710.57

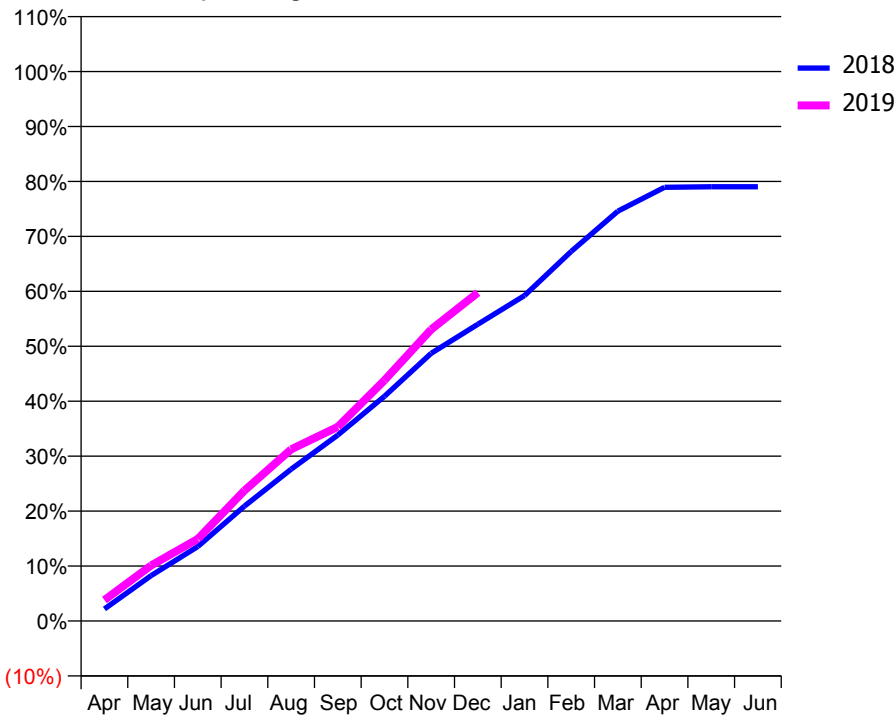
ACCESS*

Patients seen in 24 months	Total	Change since previous quarter
Quarter ending December 2017	9,934	
Quarter ending March 2018	9,868	→
Quarter ending June 2018	9,920	→
Quarter ending September 2018	9,831	→
Quarter ending December 2018	10,007	→
Variance since December 2017	0.7%	→



ACTIVITY

Cumulative percentage of contracted UDA delivered 2018 & 2019



Month	Adjusted Scheduled Activity (UDA)	
	2018	2019
April	626	1,087
May	2,349	2,874
June	3,855	4,244
July	5,947	6,750
August	7,859	8,888
September	9,626	10,051
October	11,634	12,463
November	13,852	15,089
December	15,360	16,995
January	16,843	
February	19,124	
March	21,211	
April	22,445	
May	22,473	
June	22,473	

QUALITY

	Quantity	Base Number	Contract	AT	Region	England
% of FP17s for the same patient ID Re-attending within 3 months - Children	150	2,832	5.3%	10.2%	12.3%	11.8%
% of FP17s for the same patient ID Re-attending within 3 months - Adults	606	7,152	8.5%	13.7%	15.8%	15.6%
% of FP17s for the same patient ID Re-attending between 3 & 9 months - Children	1,626	2,832	57.4%	61.5%	60.1%	58.8%
% of FP17s for the same patient ID Re-attending between 3 & 9 months - Adults	3,666	7,152	51.3%	55.3%	53.3%	51.0%
% of FP17s for Band 1 Urgent Courses	471	9,334	5.0%	7.9%	9.0%	9.0%
% of FP17s Relating to Free Repair or Replacements	44	9,334	0.5%	0.9%	1.0%	0.8%
% of FP17s Relating to Continuations	92	9,334	1.0%	0.9%	1.0%	0.9%
% of Patients satisfied with the dentistry they have received	1	1	N/A	91.5%	93.8%	93.2%
% of Patients satisfied with the time they had to wait for an appointment	1	1	N/A	86.9%	89.4%	88.3%

* This is based on patients treated on this contract for their most recent course of treatment. Figures in italics indicate the base number of FP17s or Patient Questionnaire responses are less than 100. N/A is shown where the base number of responses is less than 10 during the period. % is calculated as Quantity/Base number*100

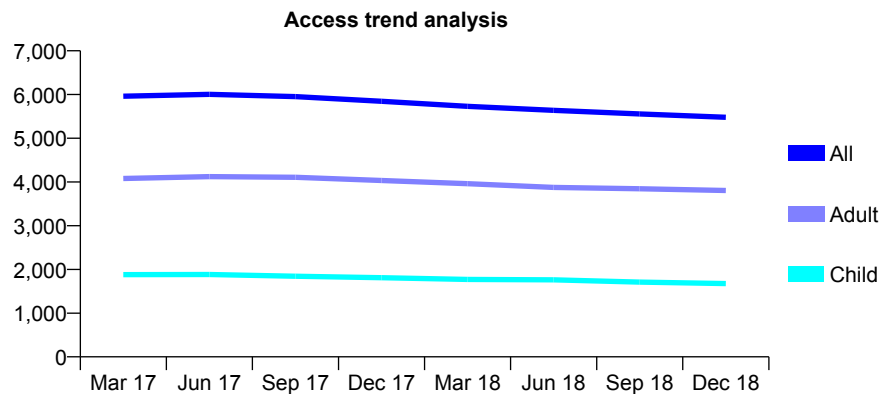
Q52 - Vital Signs At a Glance Contract Report for 101338/0140 - December 2018

Name or company name	Whitecross Dental Care Limited
Contract type name	GDS Contract
Purpose of contract	General
Contract start date	01/06/2012
Contract end date	

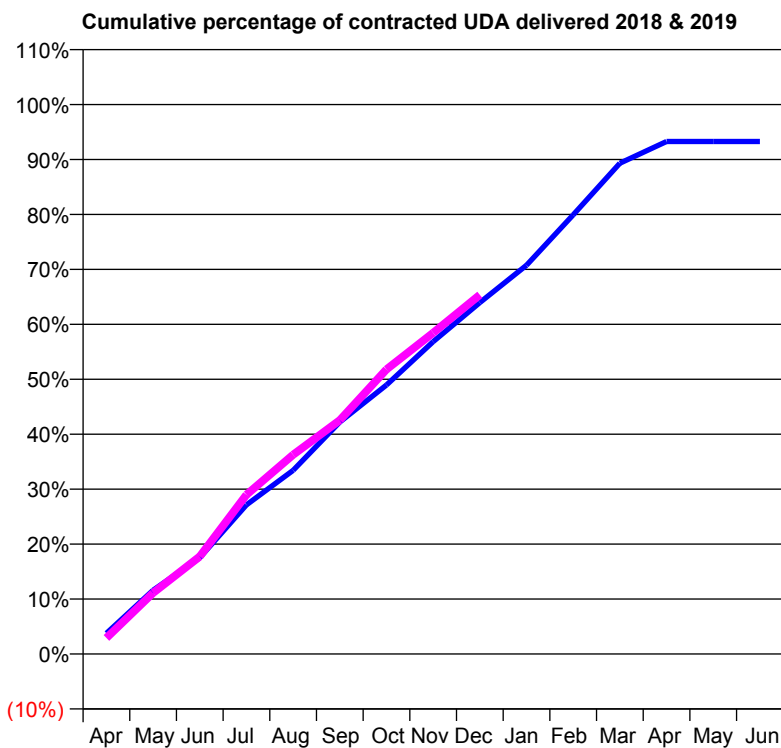
18/19 Contracted general activity (UDA)	16,508
Carry forward general activity (UDA)	0
18/19 Contracted orthodontic activity (UOA)	0
Carry forward orthodontic activity (UOA)	0
Baseline contract value	£487,747.31

ACCESS*

Patients seen in 24 months	Total	Change since previous quarter
Quarter ending December 2017	5,845	
Quarter ending March 2018	5,731	↓
Quarter ending June 2018	5,637	↓
Quarter ending September 2018	5,556	↓
Quarter ending December 2018	5,481	↓
Variance since December 2017	(6.2%)	↓



ACTIVITY



Month	Adjusted Scheduled Activity (UDA)	
	2018	2019
April	623	482
May	1,918	1,835
June	2,892	2,930
July	4,481	4,784
August	5,518	5,987
September	6,969	7,024
October	8,084	8,550
November	9,383	9,649
December	10,558	10,790
January	11,681	
February	13,193	
March	14,742	
April	15,397	
May	15,398	
June	15,398	

QUALITY

	Quantity	Base Number	Contract	AT	Region	England
% of FP17s for the same patient ID Re-attending within 3 months - Children	146	2,015	7.2%	10.2%	12.3%	11.8%
% of FP17s for the same patient ID Re-attending within 3 months - Adults	522	4,136	12.6%	13.7%	15.8%	15.6%
% of FP17s for the same patient ID Re-attending between 3 & 9 months - Children	1,295	2,015	64.3%	61.5%	60.1%	58.8%
% of FP17s for the same patient ID Re-attending between 3 & 9 months - Adults	2,210	4,136	53.4%	55.3%	53.3%	51.0%
% of FP17s for Band 1 Urgent Courses	374	5,868	6.4%	7.9%	9.0%	9.0%
% of FP17s Relating to Free Repair or Replacements	29	5,868	0.5%	0.9%	1.0%	0.8%
% of FP17s Relating to Continuations	77	5,868	1.3%	0.9%	1.0%	0.9%
% of Patients satisfied with the dentistry they have received	1	1	N/A	91.5%	93.8%	93.2%
% of Patients satisfied with the time they had to wait for an appointment	1	1	N/A	86.9%	89.4%	88.3%

* This is based on patients treated on this contract for their most recent course of treatment. Figures in italics indicate the base number of FP17s or Patient Questionnaire responses are less than 100. N/A is shown where the base number of responses is less than 10 during the period. % is calculated as Quantity/Base number*100

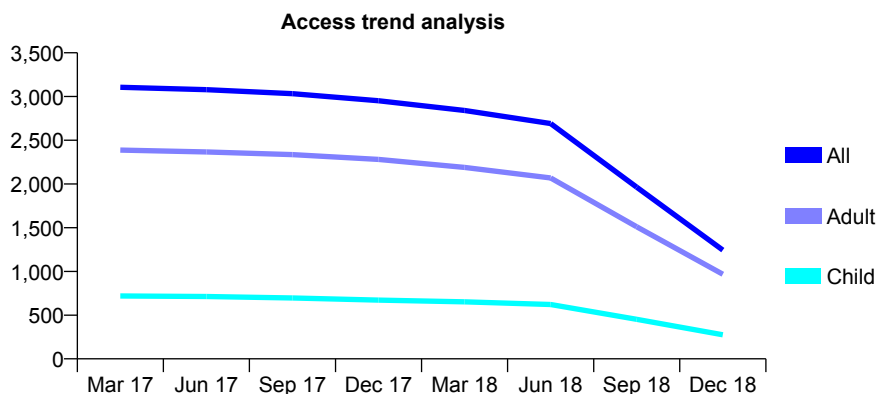
Q52 - Vital Signs At a Glance Contract Report for 101338/0141 - December 2018

Name or company name	Whitecross Dental Care Limited
Contract type name	GDS Contract
Purpose of contract	General
Contract start date	01/06/2012
Contract end date	30/09/2018

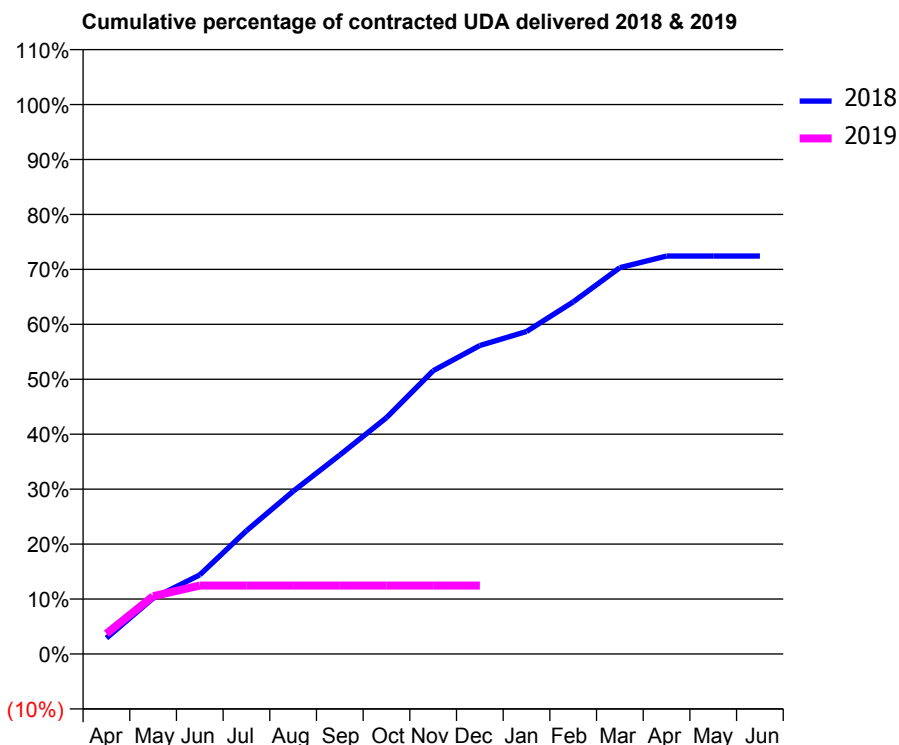
18/19 Contracted general activity (UDA)	5,250
Carry forward general activity (UDA)	0
18/19 Contracted orthodontic activity (UOA)	0
Carry forward orthodontic activity (UOA)	0
Baseline contract value	£146,164.17

ACCESS*

Patients seen in 24 months	Total	Change since previous quarter
Quarter ending December 2017	2,952	
Quarter ending March 2018	2,841	↓
Quarter ending June 2018	2,691	↓
Quarter ending September 2018	1,963	↓
Quarter ending December 2018	1,244	↓
Variance since December 2017	(57.9%)	↓



ACTIVITY



Month	Adjusted Scheduled Activity (UDA)	
	2018	2019
April	304	194
May	1,067	552
June	1,513	654
July	2,355	654
August	3,111	654
September	3,802	654
October	4,515	654
November	5,413	654
December	5,895	654
January	6,161	
February	6,727	
March	7,382	
April	7,605	
May	7,605	
June	7,605	

QUALITY

	Quantity	Base Number	Contract	AT	Region	England
% of FP17s for the same patient ID Re-attending within 3 months - Children	9	124	7.3%	10.2%	12.3%	11.8%
% of FP17s for the same patient ID Re-attending within 3 months - Adults	50	365	13.7%	13.7%	15.8%	15.6%
% of FP17s for the same patient ID Re-attending between 3 & 9 months - Children	51	124	41.1%	61.5%	60.1%	58.8%
% of FP17s for the same patient ID Re-attending between 3 & 9 months - Adults	185	365	50.7%	55.3%	53.3%	51.0%
% of FP17s for Band 1 Urgent Courses	36	389	9.3%	7.9%	9.0%	9.0%
% of FP17s Relating to Free Repair or Replacements	2	389	0.5%	0.9%	1.0%	0.8%
% of FP17s Relating to Continuations	7	389	1.8%	0.9%	1.0%	0.9%
% of Patients satisfied with the dentistry they have received	1	1	N/A	91.5%	93.8%	93.2%
% of Patients satisfied with the time they had to wait for an appointment	0	1	N/A	86.9%	89.4%	88.3%

* This is based on patients treated on this contract for their most recent course of treatment. Figures in italics indicate the base number of FP17s or Patient Questionnaire responses are less than 100. N/A is shown where the base number of responses is less than 10 during the period. % is calculated as Quantity/Base number*100

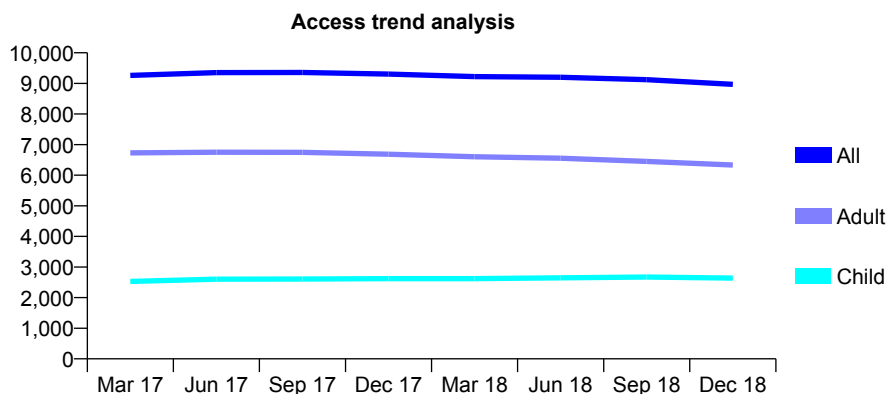
Q52 - Vital Signs At a Glance Contract Report for 101338/0142 - December 2018

Name or company name	Whitecross Dental Care Limited
Contract type name	GDS Contract
Purpose of contract	General
Contract start date	01/06/2012
Contract end date	

18/19 Contracted general activity (UDA)	27,824
Carry forward general activity (UDA)	607
18/19 Contracted orthodontic activity (UOA)	0
Carry forward orthodontic activity (UOA)	0
Baseline contract value	£789,940.91

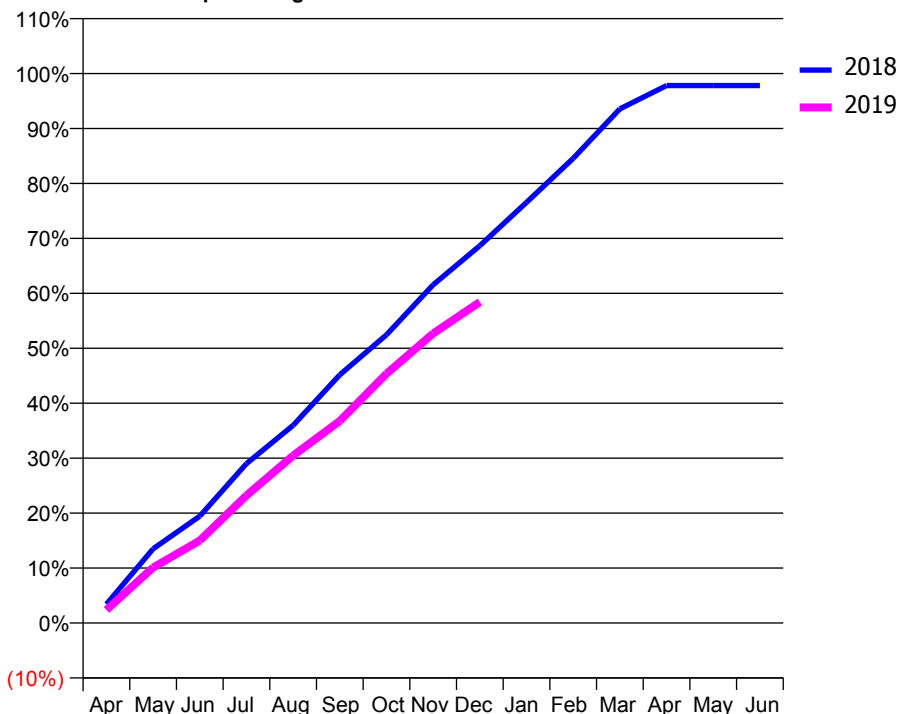
ACCESS*

Patients seen in 24 months	Total	Change since previous quarter
Quarter ending December 2017	9,307	
Quarter ending March 2018	9,221	→
Quarter ending June 2018	9,200	→
Quarter ending September 2018	9,122	→
Quarter ending December 2018	8,971	↓
Variance since December 2017	(3.6%)	↓



ACTIVITY

Cumulative percentage of contracted UDA delivered 2018 & 2019



Adjusted Scheduled Activity (UDA)

Month	2018	2019
April	957	665
May	3,756	2,813
June	5,411	4,175
July	8,071	6,457
August	10,010	8,477
September	12,569	10,236
October	14,592	12,621
November	17,125	14,663
December	19,108	16,252
January	21,298	
February	23,524	
March	26,030	
April	27,216	
May	27,217	
June	27,217	

QUALITY

	Quantity	Base Number	Contract	AT	Region	England
% of FP17s for the same patient ID Re-attending within 3 months - Children	132	3,166	4.2%	10.2%	12.3%	11.8%
% of FP17s for the same patient ID Re-attending within 3 months - Adults	625	6,601	9.5%	13.7%	15.8%	15.6%
% of FP17s for the same patient ID Re-attending between 3 & 9 months - Children	2,235	3,166	70.6%	61.5%	60.1%	58.8%
% of FP17s for the same patient ID Re-attending between 3 & 9 months - Adults	3,848	6,601	58.3%	55.3%	53.3%	51.0%
% of FP17s for Band 1 Urgent Courses	401	9,211	4.4%	7.9%	9.0%	9.0%
% of FP17s Relating to Free Repair or Replacements	67	9,211	0.7%	0.9%	1.0%	0.8%
% of FP17s Relating to Continuations	132	9,211	1.4%	0.9%	1.0%	0.9%
% of Patients satisfied with the dentistry they have received	3	3	N/A	91.5%	93.8%	93.2%
% of Patients satisfied with the time they had to wait for an appointment	3	3	N/A	86.9%	89.4%	88.3%

* This is based on patients treated on this contract for their most recent course of treatment. Figures in italics indicate the base number of FP17s or Patient Questionnaire responses are less than 100. N/A is shown where the base number of responses is less than 10 during the period. % is calculated as Quantity/Base number*100

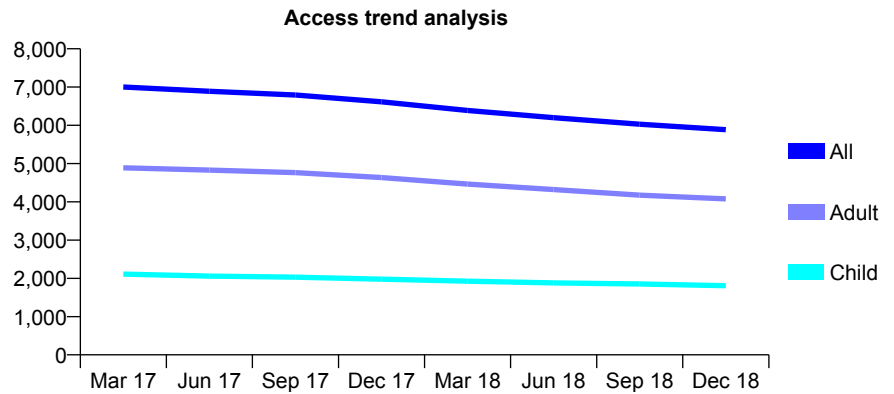
Q52 - Vital Signs At a Glance Contract Report for 101338/0143 - December 2018

Name or company name	Whitecross Dental Care Limited
Contract type name	GDS Contract
Purpose of contract	General
Contract start date	01/07/2012
Contract end date	

18/19 Contracted general activity (UDA)	20,788
Carry forward general activity (UDA)	0
18/19 Contracted orthodontic activity (UOA)	0
Carry forward orthodontic activity (UOA)	0
Baseline contract value	£749,438.15

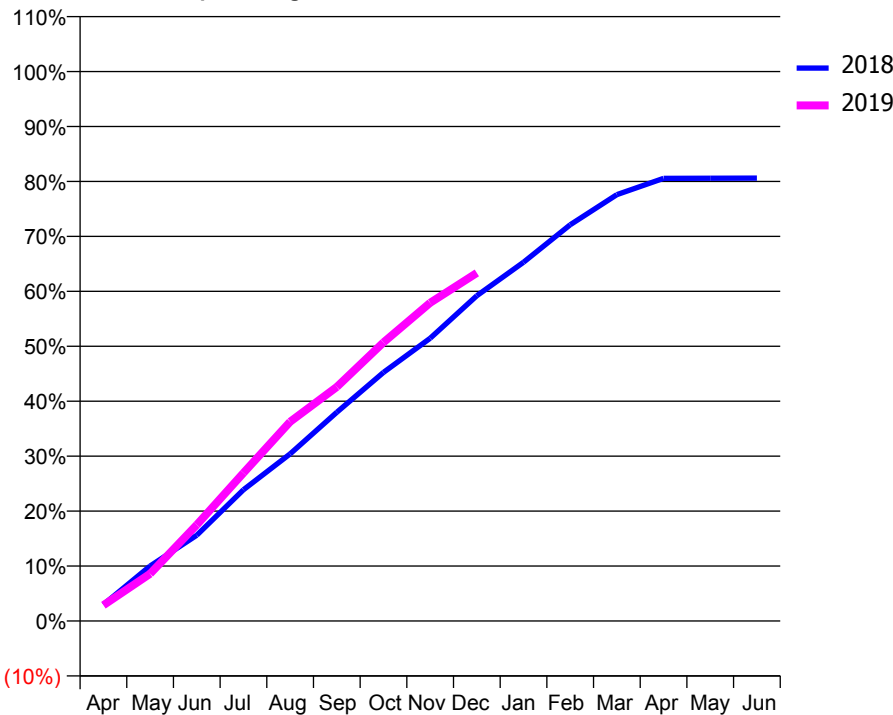
ACCESS*

Patients seen in 24 months	Total	Change since previous quarter
Quarter ending December 2017	6,613	
Quarter ending March 2018	6,387	↓
Quarter ending June 2018	6,199	↓
Quarter ending September 2018	6,030	↓
Quarter ending December 2018	5,885	↓
Variance since December 2017	(11.0%)	↓



ACTIVITY

Cumulative percentage of contracted UDA delivered 2018 & 2019



Month	Adjusted Scheduled Activity (UDA)	
	2018	2019
April	625	600
May	2,079	1,790
June	3,246	3,640
July	4,967	5,603
August	6,322	7,541
September	7,895	8,855
October	9,406	10,541
November	10,698	12,038
December	12,308	13,171
January	13,572	
February	14,988	
March	16,129	
April	16,747	
May	16,750	
June	16,755	

QUALITY

	Quantity	Base Number	Contract	AT	Region	England
% of FP17s for the same patient ID Re-attending within 3 months - Children	107	1,975	5.4%	10.2%	12.3%	11.8%
% of FP17s for the same patient ID Re-attending within 3 months - Adults	413	3,923	10.5%	13.7%	15.8%	15.6%
% of FP17s for the same patient ID Re-attending between 3 & 9 months - Children	931	1,975	47.1%	61.5%	60.1%	58.8%
% of FP17s for the same patient ID Re-attending between 3 & 9 months - Adults	1,798	3,923	45.8%	55.3%	53.3%	51.0%
% of FP17s for Band 1 Urgent Courses	278	5,720	4.9%	7.9%	9.0%	9.0%
% of FP17s Relating to Free Repair or Replacements	16	5,720	0.3%	0.9%	1.0%	0.8%
% of FP17s Relating to Continuations	78	5,720	1.4%	0.9%	1.0%	0.9%
% of Patients satisfied with the dentistry they have received	2	3	N/A	91.5%	93.8%	93.2%
% of Patients satisfied with the time they had to wait for an appointment	2	3	N/A	86.9%	89.4%	88.3%

* This is based on patients treated on this contract for their most recent course of treatment. Figures in italics indicate the base number of FP17s or Patient Questionnaire responses are less than 100. N/A is shown where the base number of responses is less than 10 during the period. % is calculated as Quantity/Base number*100

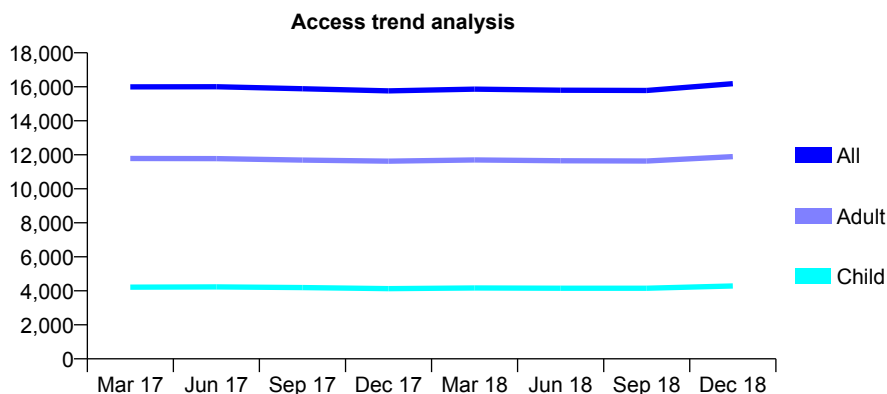
Q52 - Vital Signs At a Glance Contract Report for 101370/0081 - December 2018

Name or company name	Petrie Tucker & Partners Ltd
Contract type name	GDS Contract
Purpose of contract	General
Contract start date	01/04/2007
Contract end date	

18/19 Contracted general activity (UDA)	48,026
Carry forward general activity (UDA)	1,450
18/19 Contracted orthodontic activity (UOA)	0
Carry forward orthodontic activity (UOA)	0
Baseline contract value	£1,463,211.73

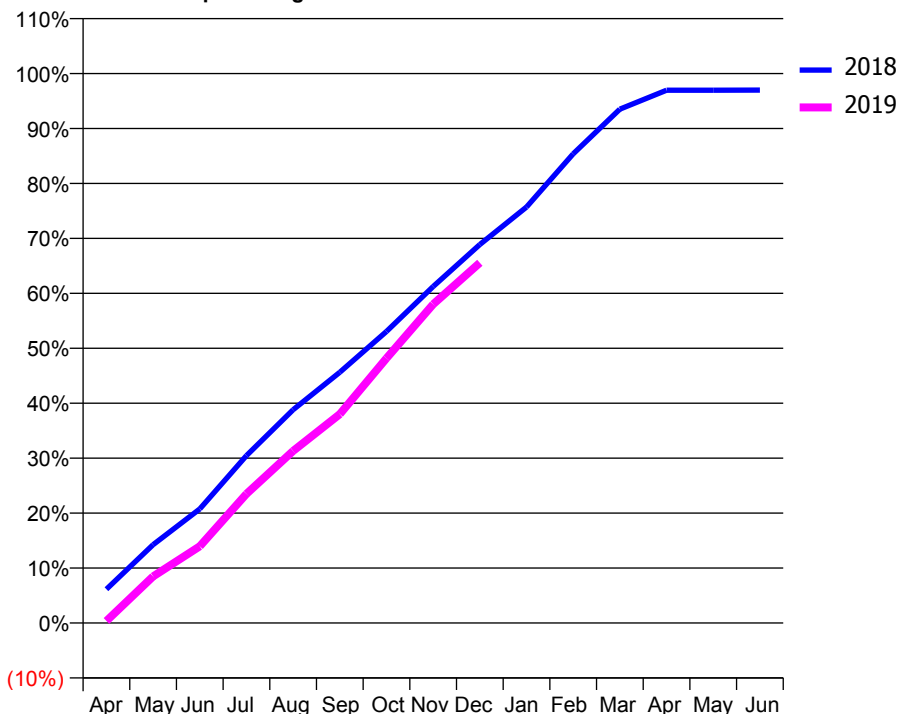
ACCESS*

Patients seen in 24 months	Total	Change since previous quarter
Quarter ending December 2017	15,763	
Quarter ending March 2018	15,865	→
Quarter ending June 2018	15,799	→
Quarter ending September 2018	15,788	→
Quarter ending December 2018	16,187	↑
Variance since December 2017	2.7%	↑



ACTIVITY

Cumulative percentage of contracted UDA delivered 2018 & 2019



Month	Adjusted Scheduled Activity (UDA)	
	2018	2019
April	2,958	181
May	6,848	4,077
June	9,976	6,705
July	14,628	11,284
August	18,644	15,040
September	21,911	18,259
October	25,482	23,140
November	29,412	27,855
December	33,078	31,479
January	36,358	
February	41,005	
March	44,907	
April	46,560	
May	46,571	
June	46,576	

QUALITY

	Quantity	Base Number	Contract	AT	Region	England
% of FP17s for the same patient ID Re-attending within 3 months - Children	419	5,450	7.7%	10.2%	12.3%	11.8%
% of FP17s for the same patient ID Re-attending within 3 months - Adults	1,531	12,887	11.9%	13.7%	15.8%	15.6%
% of FP17s for the same patient ID Re-attending between 3 & 9 months - Children	3,579	5,450	65.7%	61.5%	60.1%	58.8%
% of FP17s for the same patient ID Re-attending between 3 & 9 months - Adults	6,940	12,887	53.9%	55.3%	53.3%	51.0%
% of FP17s for Band 1 Urgent Courses	1,148	17,440	6.6%	7.9%	9.0%	9.0%
% of FP17s Relating to Free Repair or Replacements	160	17,440	0.9%	0.9%	1.0%	0.8%
% of FP17s Relating to Continuations	287	17,440	1.6%	0.9%	1.0%	0.9%
% of Patients satisfied with the dentistry they have received	8	9	N/A	91.5%	93.8%	93.2%
% of Patients satisfied with the time they had to wait for an appointment	9	9	N/A	86.9%	89.4%	88.3%

* This is based on patients treated on this contract for their most recent course of treatment. Figures in italics indicate the base number of FP17s or Patient Questionnaire responses are less than 100. N/A is shown where the base number of responses is less than 10 during the period. % is calculated as Quantity/Base number*100

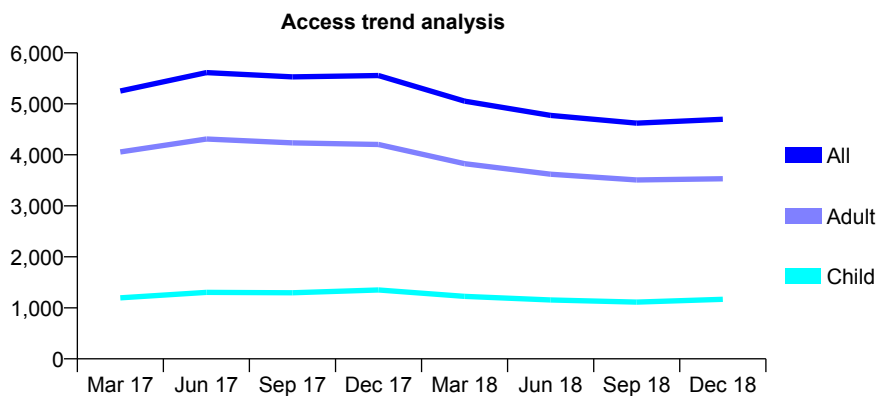
Q52 - Vital Signs At a Glance Contract Report for 101435/0095 - December 2018

Name or company name	IDH Limited
Contract type name	GDS Contract
Purpose of contract	General
Contract start date	01/04/2008
Contract end date	

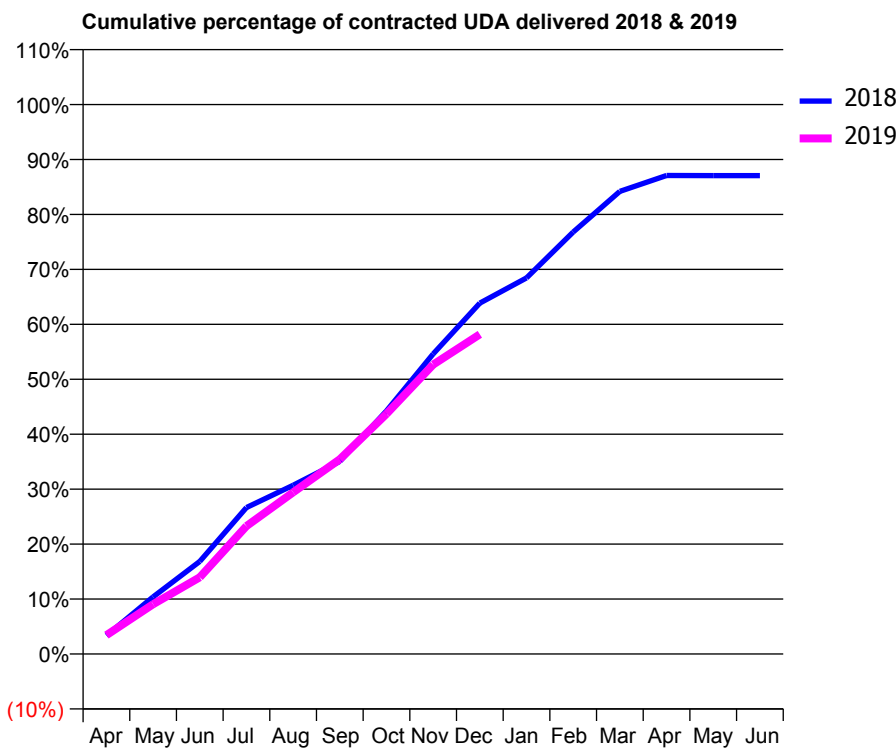
18/19 Contracted general activity (UDA)	17,548
Carry forward general activity (UDA)	0
18/19 Contracted orthodontic activity (UOA)	0
Carry forward orthodontic activity (UOA)	0
Baseline contract value	£465,044.62

ACCESS*

Patients seen in 24 months	Total	Change since previous quarter
Quarter ending December 2017	5,554	
Quarter ending March 2018	5,052	↓
Quarter ending June 2018	4,773	↓
Quarter ending September 2018	4,620	↓
Quarter ending December 2018	4,697	→
Variance since December 2017	(15.4%)	↓



ACTIVITY



Month	Adjusted Scheduled Activity (UDA)	
	2018	2019
April	588	603
May	1,825	1,591
June	2,957	2,451
July	4,677	4,087
August	5,390	5,164
September	6,150	6,219
October	7,765	7,668
November	9,582	9,244
December	11,207	10,211
January	12,010	
February	13,477	
March	14,774	
April	15,280	
May	15,279	
June	15,279	

QUALITY

	Quantity	Base Number	Contract	AT	Region	England
% of FP17s for the same patient ID Re-attending within 3 months - Children	61	1,108	5.5%	10.2%	12.3%	11.8%
% of FP17s for the same patient ID Re-attending within 3 months - Adults	379	3,329	11.4%	13.7%	15.8%	15.6%
% of FP17s for the same patient ID Re-attending between 3 & 9 months - Children	578	1,108	52.2%	61.5%	60.1%	58.8%
% of FP17s for the same patient ID Re-attending between 3 & 9 months - Adults	1,662	3,329	49.9%	55.3%	53.3%	51.0%
% of FP17s for Band 1 Urgent Courses	301	4,250	7.1%	7.9%	9.0%	9.0%
% of FP17s Relating to Free Repair or Replacements	32	4,250	0.8%	0.9%	1.0%	0.8%
% of FP17s Relating to Continuations	58	4,250	1.4%	0.9%	1.0%	0.9%
% of Patients satisfied with the dentistry they have received	2	2	N/A	91.5%	93.8%	93.2%
% of Patients satisfied with the time they had to wait for an appointment	2	2	N/A	86.9%	89.4%	88.3%

* This is based on patients treated on this contract for their most recent course of treatment. Figures in italics indicate the base number of FP17s or Patient Questionnaire responses are less than 100. N/A is shown where the base number of responses is less than 10 during the period. % is calculated as Quantity/Base number*100

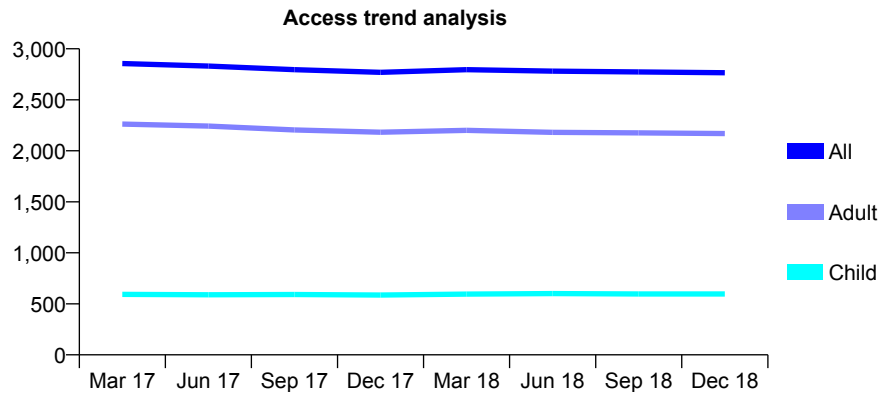
Q52 - Vital Signs At a Glance Contract Report for 103462/0001 - December 2018

Name or company name	Xen Smiles Ltd
Contract type name	GDS Contract
Purpose of contract	General
Contract start date	03/05/2011
Contract end date	

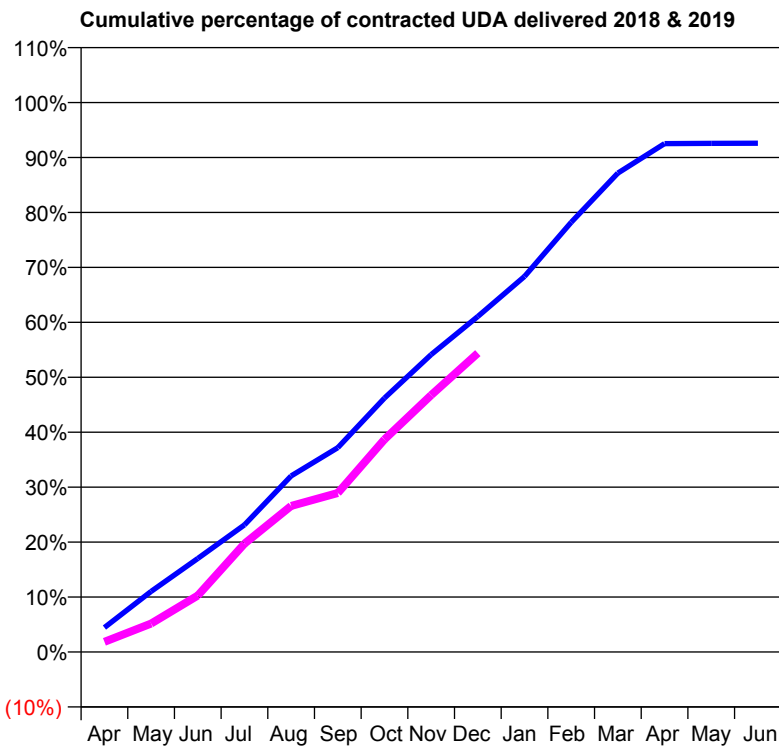
18/19 Contracted general activity (UDA)	11,000
Carry forward general activity (UDA)	0
18/19 Contracted orthodontic activity (UOA)	0
Carry forward orthodontic activity (UOA)	0
Baseline contract value	£255,392.37

ACCESS*

Patients seen in 24 months	Total	Change since previous quarter
Quarter ending December 2017	2,769	
Quarter ending March 2018	2,795	→
Quarter ending June 2018	2,781	→
Quarter ending September 2018	2,773	→
Quarter ending December 2018	2,766	→
Variance since December 2017	(0.1%)	→



ACTIVITY



Month	Adjusted Scheduled Activity (UDA)	
	2018	2019
April	490	204
May	1,214	571
June	1,874	1,132
July	2,545	2,168
August	3,524	2,925
September	4,091	3,183
October	5,085	4,258
November	5,953	5,143
December	6,717	5,983
January	7,517	
February	8,603	
March	9,586	
April	10,177	
May	10,183	
June	10,184	

QUALITY

	Quantity	Base Number	Contract	AT	Region	England
% of FP17s for the same patient ID Re-attending within 3 months - Children	24	566	4.2%	10.2%	12.3%	11.8%
% of FP17s for the same patient ID Re-attending within 3 months - Adults	350	2,331	15.0%	13.7%	15.8%	15.6%
% of FP17s for the same patient ID Re-attending between 3 & 9 months - Children	338	566	59.7%	61.5%	60.1%	58.8%
% of FP17s for the same patient ID Re-attending between 3 & 9 months - Adults	1,468	2,331	63.0%	55.3%	53.3%	51.0%
% of FP17s for Band 1 Urgent Courses	136	2,739	5.0%	7.9%	9.0%	9.0%
% of FP17s Relating to Free Repair or Replacements	52	2,739	1.9%	0.9%	1.0%	0.8%
% of FP17s Relating to Continuations	73	2,739	2.7%	0.9%	1.0%	0.9%
% of Patients satisfied with the dentistry they have received	2	2	N/A	91.5%	93.8%	93.2%
% of Patients satisfied with the time they had to wait for an appointment	2	2	N/A	86.9%	89.4%	88.3%

* This is based on patients treated on this contract for their most recent course of treatment. Figures in italics indicate the base number of FP17s or Patient Questionnaire responses are less than 100. N/A is shown where the base number of responses is less than 10 during the period. % is calculated as Quantity/Base number*100

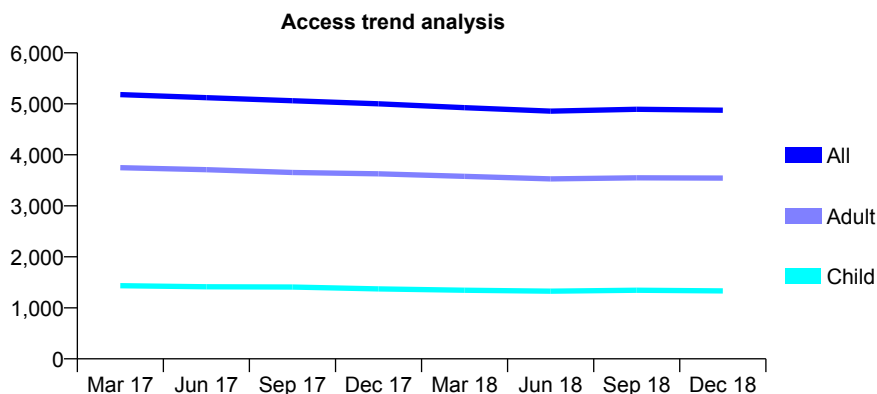
Q52 - Vital Signs At a Glance Contract Report for 106771/0001 - December 2018

Name or company name	Shelldrake Drive Dental Practice Partnershi
Contract type name	GDS Contract
Purpose of contract	General
Contract start date	29/04/2011
Contract end date	

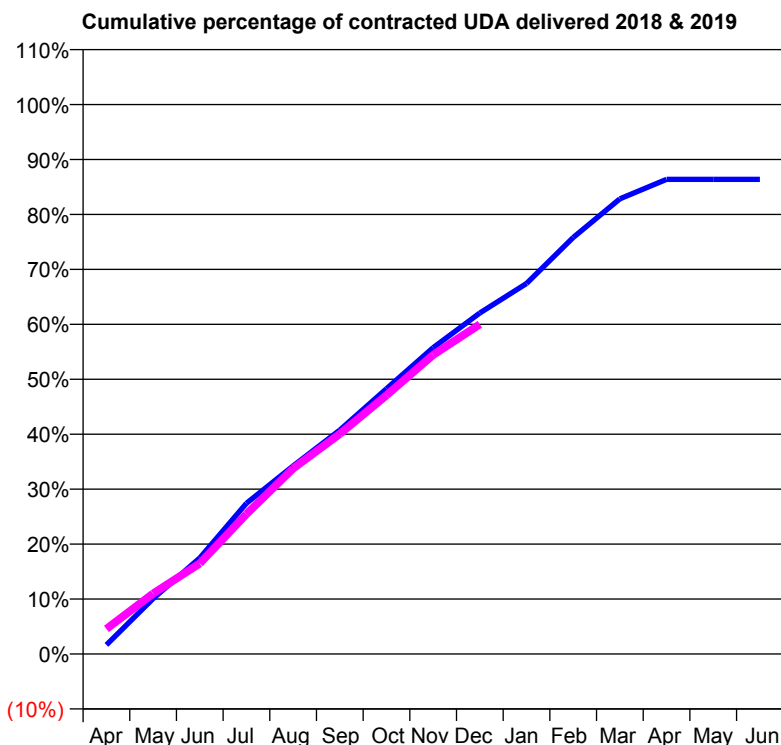
18/19 Contracted general activity (UDA)	16,400
Carry forward general activity (UDA)	0
18/19 Contracted orthodontic activity (UOA)	0
Carry forward orthodontic activity (UOA)	0
Baseline contract value	£451,022.99

ACCESS*

Patients seen in 24 months	Total	Change since previous quarter
Quarter ending December 2017	4,999	
Quarter ending March 2018	4,923	↓
Quarter ending June 2018	4,857	↓
Quarter ending September 2018	4,893	→
Quarter ending December 2018	4,875	→
Variance since December 2017	(2.5%)	↓



ACTIVITY



Month	Adjusted Scheduled Activity (UDA)	
	2018	2019
April	273	749
May	1,653	1,805
June	2,866	2,705
July	4,499	4,177
August	5,615	5,539
September	6,683	6,567
October	7,916	7,724
November	9,144	8,927
December	10,180	9,839
January	11,059	
February	12,430	
March	13,586	
April	14,165	
May	14,166	
June	14,166	

QUALITY

	Quantity	Base Number	Contract	AT	Region	England
% of FP17s for the same patient ID Re-attending within 3 months - Children	87	1,518	5.7%	10.2%	12.3%	11.8%
% of FP17s for the same patient ID Re-attending within 3 months - Adults	352	3,796	9.3%	13.7%	15.8%	15.6%
% of FP17s for the same patient ID Re-attending between 3 & 9 months - Children	1,050	1,518	69.2%	61.5%	60.1%	58.8%
% of FP17s for the same patient ID Re-attending between 3 & 9 months - Adults	2,563	3,796	67.5%	55.3%	53.3%	51.0%
% of FP17s for Band 1 Urgent Courses	173	5,043	3.4%	7.9%	9.0%	9.0%
% of FP17s Relating to Free Repair or Replacements	37	5,043	0.7%	0.9%	1.0%	0.8%
% of FP17s Relating to Continuations	73	5,043	1.4%	0.9%	1.0%	0.9%
% of Patients satisfied with the dentistry they have received	0	0	N/A	91.5%	93.8%	93.2%
% of Patients satisfied with the time they had to wait for an appointment	0	0	N/A	86.9%	89.4%	88.3%

* This is based on patients treated on this contract for their most recent course of treatment. Figures in italics indicate the base number of FP17s or Patient Questionnaire responses are less than 100. N/A is shown where the base number of responses is less than 10 during the period. % is calculated as Quantity/Base number*100

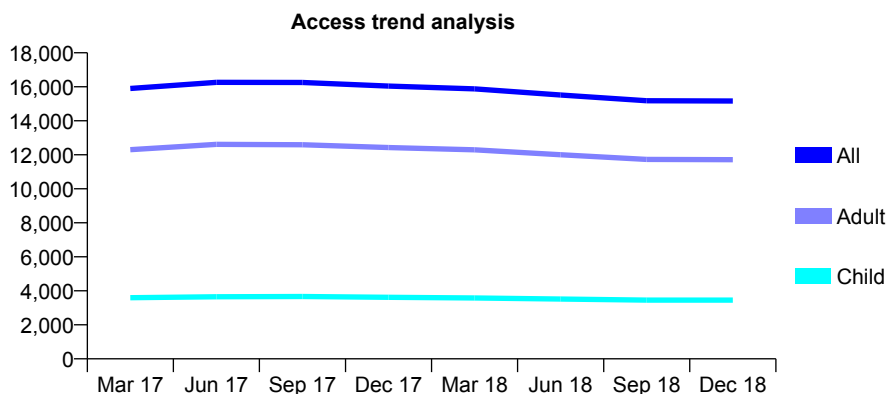
Q52 - Vital Signs At a Glance Contract Report for 107840/0001 - December 2018

Name or company name	The Avondale Dental Practice Partnership
Contract type name	GDS Contract
Purpose of contract	General
Contract start date	01/07/2015
Contract end date	

18/19 Contracted general activity (UDA)	45,480
Carry forward general activity (UDA)	0
18/19 Contracted orthodontic activity (UOA)	0
Carry forward orthodontic activity (UOA)	0
Baseline contract value	£1,506,249.43

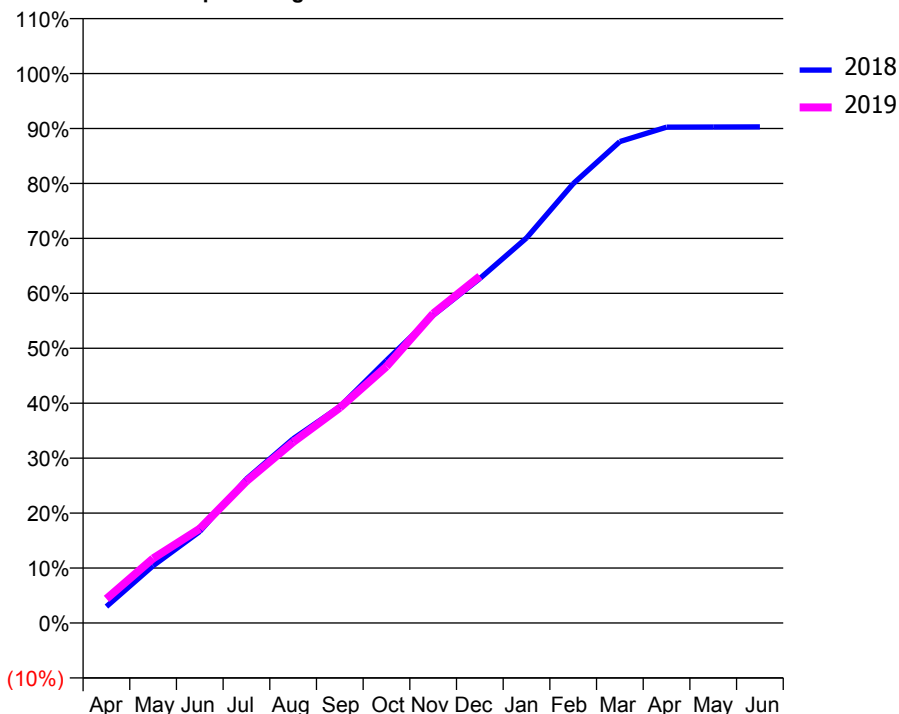
ACCESS*

Patients seen in 24 months	Total	Change since previous quarter
Quarter ending December 2017	16,042	
Quarter ending March 2018	15,876	↓
Quarter ending June 2018	15,516	↓
Quarter ending September 2018	15,179	↓
Quarter ending December 2018	15,164	→
Variance since December 2017	(5.5%)	↓



ACTIVITY

Cumulative percentage of contracted UDA delivered 2018 & 2019



Month	Adjusted Scheduled Activity (UDA)	
	2018	2019
April	1,368	2,006
May	4,744	5,351
June	7,577	7,806
July	11,923	11,734
August	15,246	14,972
September	17,906	17,817
October	21,741	21,233
November	25,468	25,612
December	28,518	28,695
January	31,871	
February	36,365	
March	39,850	
April	41,036	
May	41,046	
June	41,057	

QUALITY

	Quantity	Base Number	Contract	AT	Region	England
% of FP17s for the same patient ID Re-attending within 3 months - Children	134	3,635	3.7%	10.2%	12.3%	11.8%
% of FP17s for the same patient ID Re-attending within 3 months - Adults	1,173	11,255	10.4%	13.7%	15.8%	15.6%
% of FP17s for the same patient ID Re-attending between 3 & 9 months - Children	2,145	3,635	59.0%	61.5%	60.1%	58.8%
% of FP17s for the same patient ID Re-attending between 3 & 9 months - Adults	5,795	11,255	51.5%	55.3%	53.3%	51.0%
% of FP17s for Band 1 Urgent Courses	911	13,844	6.6%	7.9%	9.0%	9.0%
% of FP17s Relating to Free Repair or Replacements	48	13,844	0.3%	0.9%	1.0%	0.8%
% of FP17s Relating to Continuations	171	13,844	1.2%	0.9%	1.0%	0.9%
% of Patients satisfied with the dentistry they have received	5	6	N/A	91.5%	93.8%	93.2%
% of Patients satisfied with the time they had to wait for an appointment	4	6	N/A	86.9%	89.4%	88.3%

* This is based on patients treated on this contract for their most recent course of treatment. Figures in italics indicate the base number of FP17s or Patient Questionnaire responses are less than 100. N/A is shown where the base number of responses is less than 10 during the period. % is calculated as Quantity/Base number*100

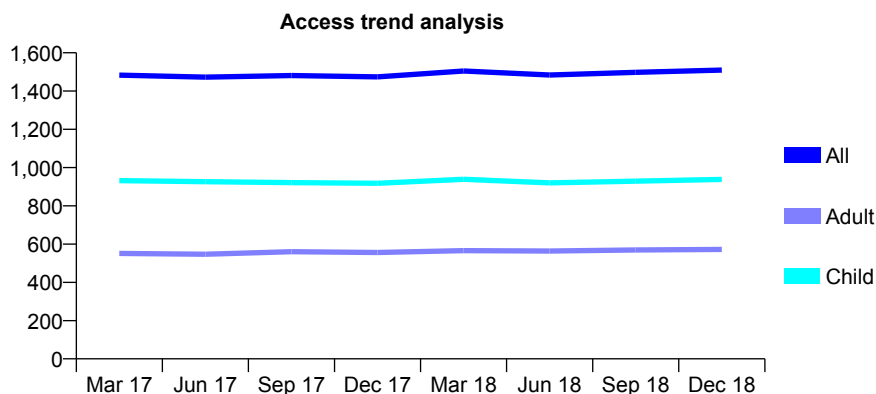
Q52 - Vital Signs At a Glance Contract Report for 112003/0001 - December 2018

Name or company name	King Lane Dental Care
Contract type name	GDS Contract
Purpose of contract	General
Contract start date	12/10/2006
Contract end date	

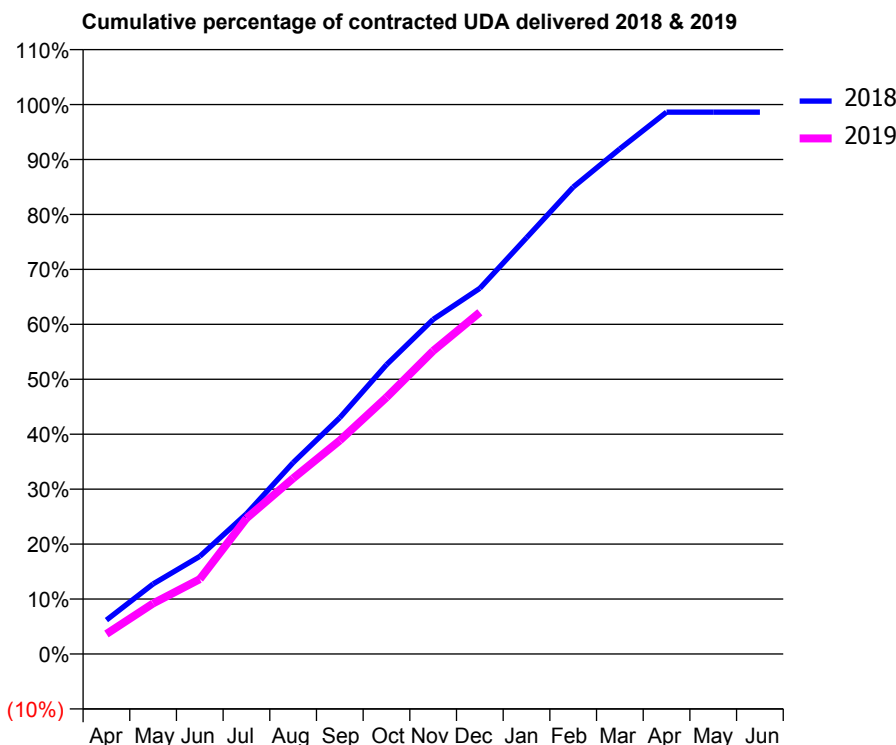
18/19 Contracted general activity (UDA)	3,725
Carry forward general activity (UDA)	52
18/19 Contracted orthodontic activity (UOA)	0
Carry forward orthodontic activity (UOA)	0
Baseline contract value	£130,447.50

ACCESS*

Patients seen in 24 months	Total	Change since previous quarter
Quarter ending December 2017	1,474	
Quarter ending March 2018	1,505	↑
Quarter ending June 2018	1,484	↓
Quarter ending September 2018	1,498	→
Quarter ending December 2018	1,510	→
Variance since December 2017	2.4%	↑



ACTIVITY



Adjusted Scheduled Activity (UDA)		
Month	2018	2019
April	230	136
May	475	343
June	662	508
July	951	920
August	1,297	1,191
September	1,602	1,448
October	1,961	1,740
November	2,268	2,055
December	2,479	2,317
January	2,821	
February	3,165	
March	3,425	
April	3,673	
May	3,673	
June	3,673	

QUALITY

	Quantity	Base Number	Contract	AT	Region	England
% of FP17s for the same patient ID Re-attending within 3 months - Children	136	1,205	11.3%	10.2%	12.3%	11.8%
% of FP17s for the same patient ID Re-attending within 3 months - Adults	66	530	12.5%	13.7%	15.8%	15.6%
% of FP17s for the same patient ID Re-attending between 3 & 9 months - Children	798	1,205	66.2%	61.5%	60.1%	58.8%
% of FP17s for the same patient ID Re-attending between 3 & 9 months - Adults	302	530	57.0%	55.3%	53.3%	51.0%
% of FP17s for Band 1 Urgent Courses	84	1,624	5.2%	7.9%	9.0%	9.0%
% of FP17s Relating to Free Repair or Replacements	1	1,624	0.1%	0.9%	1.0%	0.8%
% of FP17s Relating to Continuations	2	1,624	0.1%	0.9%	1.0%	0.9%
% of Patients satisfied with the dentistry they have received	0	0	N/A	91.5%	93.8%	93.2%
% of Patients satisfied with the time they had to wait for an appointment	0	0	N/A	86.9%	89.4%	88.3%

* This is based on patients treated on this contract for their most recent course of treatment. Figures in italics indicate the base number of FP17s or Patient Questionnaire responses are less than 100. N/A is shown where the base number of responses is less than 10 during the period. % is calculated as Quantity/Base number*100

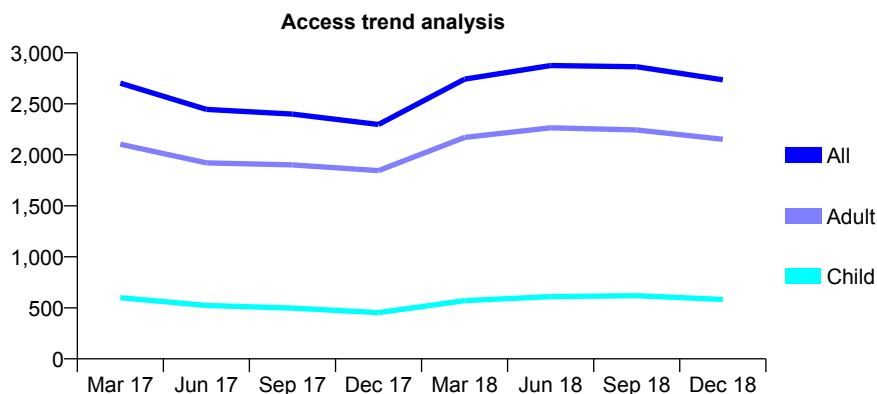
Q52 - Vital Signs At a Glance Contract Report for 112941/0001 - December 2018

Name or company name	The Caulfield Dental Surgery Partnership
Contract type name	GDS Contract
Purpose of contract	General
Contract start date	01/10/2015
Contract end date	

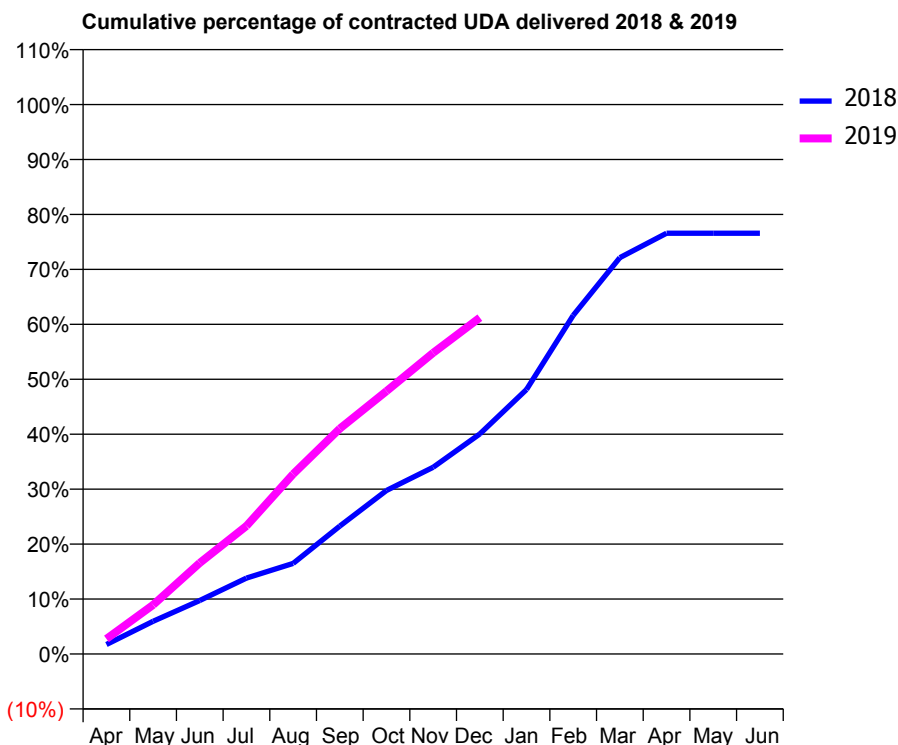
18/19 Contracted general activity (UDA)	8,000
Carry forward general activity (UDA)	0
18/19 Contracted orthodontic activity (UOA)	0
Carry forward orthodontic activity (UOA)	0
Baseline contract value	£236,858.15

ACCESS*

Patients seen in 24 months	Total	Change since previous quarter
Quarter ending December 2017	2,298	
Quarter ending March 2018	2,742	↑
Quarter ending June 2018	2,875	↑
Quarter ending September 2018	2,863	→
Quarter ending December 2018	2,735	↓
Variance since December 2017	19.0%	↑



ACTIVITY



Month	Adjusted Scheduled Activity (UDA)	
	2018	2019
April	139	220
May	476	716
June	779	1,327
July	1,106	1,865
August	1,319	2,620
September	1,863	3,282
October	2,381	3,828
November	2,718	4,385
December	3,205	4,897
January	3,851	
February	4,930	
March	5,770	
April	6,126	
May	6,126	
June	6,126	

QUALITY

	Quantity	Base Number	Contract	AT	Region	England
% of FP17s for the same patient ID Re-attending within 3 months - Children	20	582	3.4%	10.2%	12.3%	11.8%
% of FP17s for the same patient ID Re-attending within 3 months - Adults	201	2,039	9.9%	13.7%	15.8%	15.6%
% of FP17s for the same patient ID Re-attending between 3 & 9 months - Children	250	582	43.0%	61.5%	60.1%	58.8%
% of FP17s for the same patient ID Re-attending between 3 & 9 months - Adults	861	2,039	42.2%	55.3%	53.3%	51.0%
% of FP17s for Band 1 Urgent Courses	174	2,454	7.1%	7.9%	9.0%	9.0%
% of FP17s Relating to Free Repair or Replacements	14	2,454	0.6%	0.9%	1.0%	0.8%
% of FP17s Relating to Continuations	23	2,454	0.9%	0.9%	1.0%	0.9%
% of Patients satisfied with the dentistry they have received	1	1	N/A	91.5%	93.8%	93.2%
% of Patients satisfied with the time they had to wait for an appointment	1	1	N/A	86.9%	89.4%	88.3%

* This is based on patients treated on this contract for their most recent course of treatment. Figures in italics indicate the base number of FP17s or Patient Questionnaire responses are less than 100. N/A is shown where the base number of responses is less than 10 during the period. % is calculated as Quantity/Base number*100

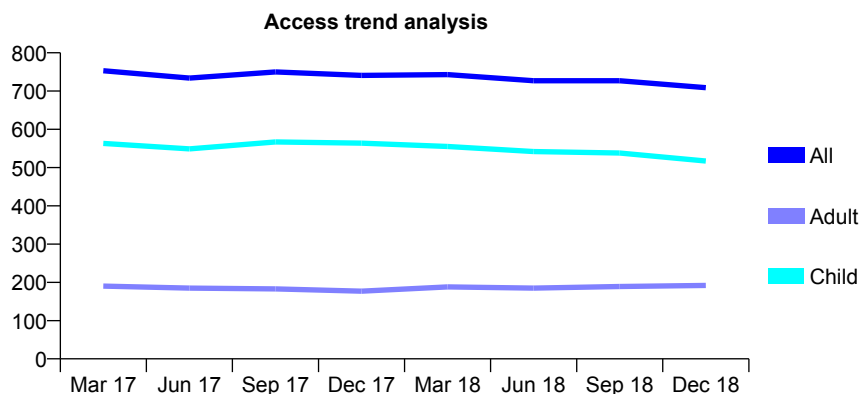
Q52 - Vital Signs At a Glance Contract Report for 117161/0001 - December 2018

Name or company name	Wells Road Dental Surgery Ltd
Contract type name	GDS Contract
Purpose of contract	General
Contract start date	01/09/2008
Contract end date	

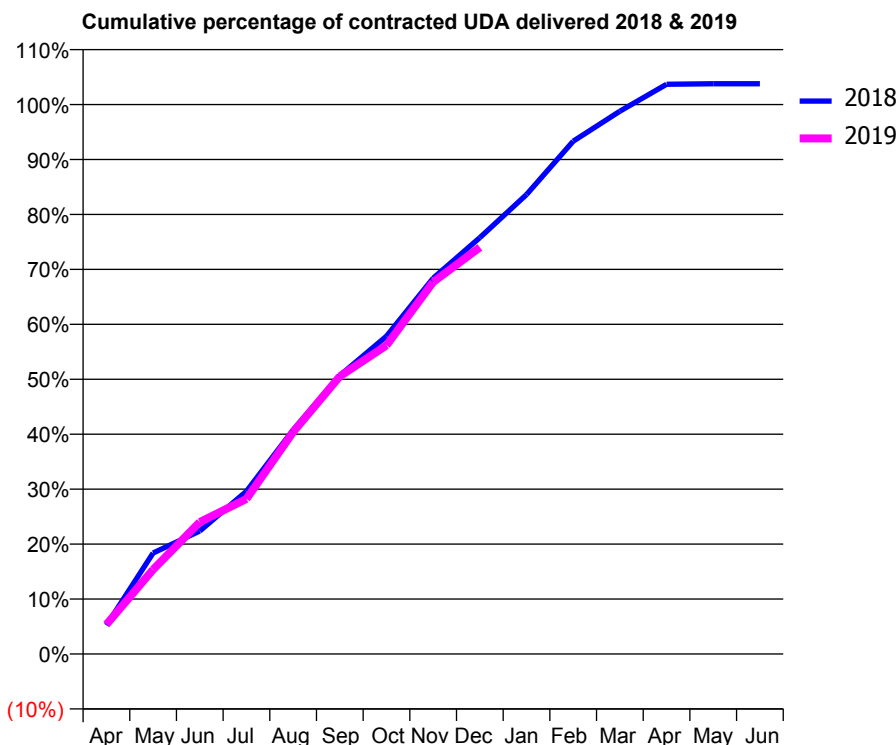
18/19 Contracted general activity (UDA)	1,300
Carry forward general activity (UDA)	-26
18/19 Contracted orthodontic activity (UOA)	0
Carry forward orthodontic activity (UOA)	0
Baseline contract value	£36,102.14

ACCESS*

Patients seen in 24 months	Total	Change since previous quarter
Quarter ending December 2017	741	
Quarter ending March 2018	743	→
Quarter ending June 2018	727	↓
Quarter ending September 2018	727	→
Quarter ending December 2018	709	↓
Variance since December 2017	(4.3%)	↓



ACTIVITY



Month	Adjusted Scheduled Activity (UDA)	
	2018	2019
April	68	70
May	239	200
June	291	312
July	385	367
August	530	525
September	659	657
October	752	730
November	889	880
December	985	962
January	1,087	
February	1,213	
March	1,284	
April	1,348	
May	1,349	
June	1,349	

QUALITY

	Quantity	Base Number	Contract	AT	Region	England
% of FP17s for the same patient ID Re-attending within 3 months - Children	26	622	4.2%	10.2%	12.3%	11.8%
% of FP17s for the same patient ID Re-attending within 3 months - Adults	4	141	2.8%	13.7%	15.8%	15.6%
% of FP17s for the same patient ID Re-attending between 3 & 9 months - Children	434	622	69.8%	61.5%	60.1%	58.8%
% of FP17s for the same patient ID Re-attending between 3 & 9 months - Adults	98	141	69.5%	55.3%	53.3%	51.0%
% of FP17s for Band 1 Urgent Courses	0	707	0.0%	7.9%	9.0%	9.0%
% of FP17s Relating to Free Repair or Replacements	0	707	0.0%	0.9%	1.0%	0.8%
% of FP17s Relating to Continuations	0	707	0.0%	0.9%	1.0%	0.9%
% of Patients satisfied with the dentistry they have received	2	2	N/A	91.5%	93.8%	93.2%
% of Patients satisfied with the time they had to wait for an appointment	1	2	N/A	86.9%	89.4%	88.3%

* This is based on patients treated on this contract for their most recent course of treatment. Figures in italics indicate the base number of FP17s or Patient Questionnaire responses are less than 100. N/A is shown where the base number of responses is less than 10 during the period. % is calculated as Quantity/Base number*100

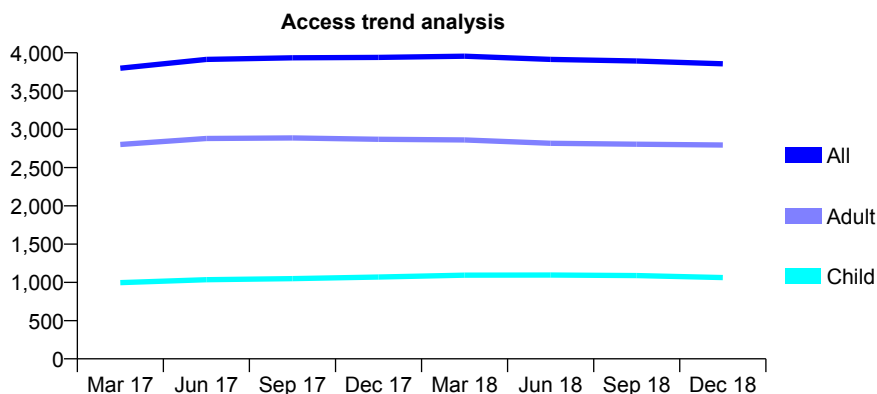
Q52 - Vital Signs At a Glance Contract Report for 117358/0001 - December 2018

Name or company name	Kirkburton Dental Care Ltd
Contract type name	GDS Contract
Purpose of contract	General
Contract start date	01/04/2009
Contract end date	

18/19 Contracted general activity (UDA)	12,000
Carry forward general activity (UDA)	101
18/19 Contracted orthodontic activity (UOA)	0
Carry forward orthodontic activity (UOA)	0
Baseline contract value	£369,714.89

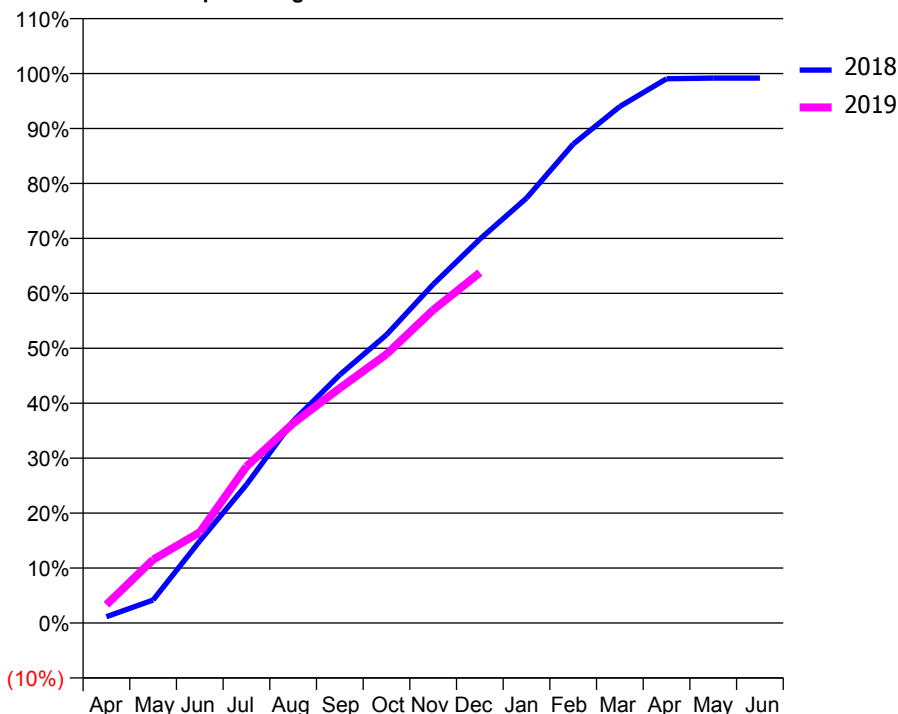
ACCESS*

Patients seen in 24 months	Total	Change since previous quarter
Quarter ending December 2017	3,939	
Quarter ending March 2018	3,955	→
Quarter ending June 2018	3,914	↓
Quarter ending September 2018	3,893	→
Quarter ending December 2018	3,856	→
Variance since December 2017	(2.1%)	↓



ACTIVITY

Cumulative percentage of contracted UDA delivered 2018 & 2019



Month	Adjusted Scheduled Activity (UDA)	
	2018	2019
April	139	401
May	502	1,386
June	1,792	1,982
July	3,020	3,418
August	4,410	4,362
September	5,421	5,129
October	6,294	5,870
November	7,395	6,836
December	8,381	7,652
January	9,280	
February	10,458	
March	11,281	
April	11,887	
May	11,899	
June	11,899	

QUALITY

	Quantity	Base Number	Contract	AT	Region	England
% of FP17s for the same patient ID Re-attending within 3 months - Children	84	1,266	6.6%	10.2%	12.3%	11.8%
% of FP17s for the same patient ID Re-attending within 3 months - Adults	468	3,164	14.8%	13.7%	15.8%	15.6%
% of FP17s for the same patient ID Re-attending between 3 & 9 months - Children	913	1,266	72.1%	61.5%	60.1%	58.8%
% of FP17s for the same patient ID Re-attending between 3 & 9 months - Adults	2,085	3,164	65.9%	55.3%	53.3%	51.0%
% of FP17s for Band 1 Urgent Courses	275	4,098	6.7%	7.9%	9.0%	9.0%
% of FP17s Relating to Free Repair or Replacements	115	4,098	2.8%	0.9%	1.0%	0.8%
% of FP17s Relating to Continuations	62	4,098	1.5%	0.9%	1.0%	0.9%
% of Patients satisfied with the dentistry they have received	4	4	N/A	91.5%	93.8%	93.2%
% of Patients satisfied with the time they had to wait for an appointment	4	4	N/A	86.9%	89.4%	88.3%

* This is based on patients treated on this contract for their most recent course of treatment. Figures in italics indicate the base number of FP17s or Patient Questionnaire responses are less than 100. N/A is shown where the base number of responses is less than 10 during the period. % is calculated as Quantity/Base number*100

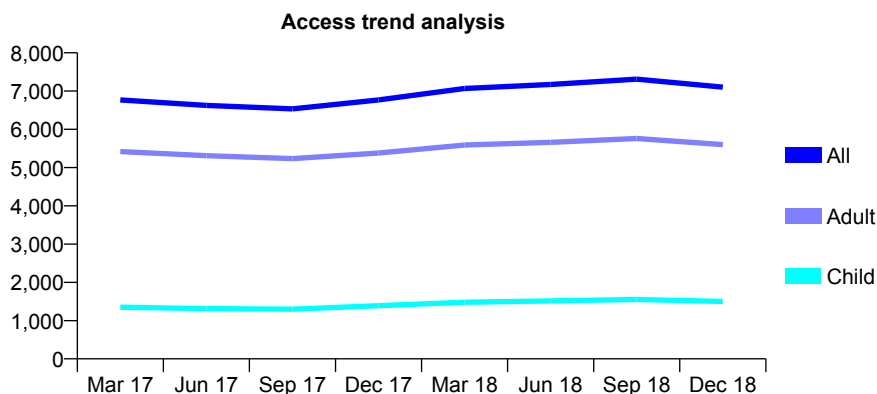
Q52 - Vital Signs At a Glance Contract Report for 118060/0004 - December 2018

Name or company name	Genix Healthcare Ltd
Contract type name	GDS Contract
Purpose of contract	General
Contract start date	01/10/2006
Contract end date	

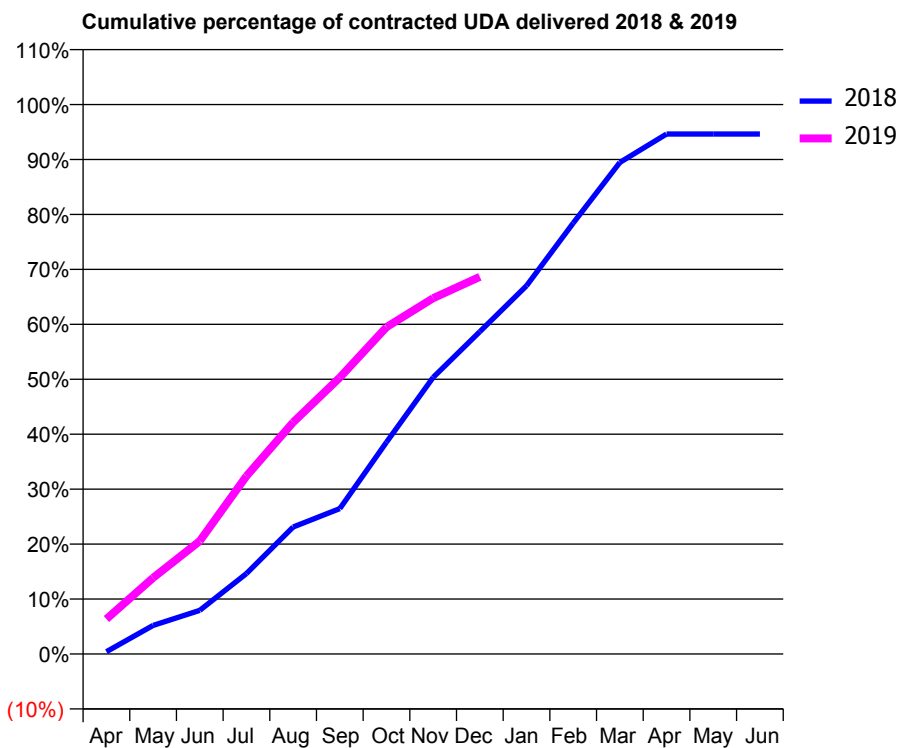
18/19 Contracted general activity (UDA)	18,700
Carry forward general activity (UDA)	0
18/19 Contracted orthodontic activity (UOA)	0
Carry forward orthodontic activity (UOA)	0
Baseline contract value	£561,259.22

ACCESS*

Patients seen in 24 months	Total	Change since previous quarter
Quarter ending December 2017	6,768	
Quarter ending March 2018	7,067	↑
Quarter ending June 2018	7,172	→
Quarter ending September 2018	7,311	→
Quarter ending December 2018	7,101	↓
Variance since December 2017	4.9%	↑



ACTIVITY



Month	Adjusted Scheduled Activity (UDA)	
	2018	2019
April	81	1,190
May	974	2,592
June	1,486	3,844
July	2,738	6,054
August	4,323	7,885
September	4,949	9,410
October	7,208	11,123
November	9,416	12,111
December	10,972	12,835
January	12,529	
February	14,664	
March	16,731	
April	17,696	
May	17,696	
June	17,696	

QUALITY

	Quantity	Base Number	Contract	AT	Region	England
% of FP17s for the same patient ID Re-attending within 3 months - Children	158	1,781	8.9%	10.2%	12.3%	11.8%
% of FP17s for the same patient ID Re-attending within 3 months - Adults	857	6,110	14.0%	13.7%	15.8%	15.6%
% of FP17s for the same patient ID Re-attending between 3 & 9 months - Children	1,073	1,781	60.2%	61.5%	60.1%	58.8%
% of FP17s for the same patient ID Re-attending between 3 & 9 months - Adults	3,460	6,110	56.6%	55.3%	53.3%	51.0%
% of FP17s for Band 1 Urgent Courses	556	7,449	7.5%	7.9%	9.0%	9.0%
% of FP17s Relating to Free Repair or Replacements	152	7,449	2.0%	0.9%	1.0%	0.8%
% of FP17s Relating to Continuations	21	7,449	0.3%	0.9%	1.0%	0.9%
% of Patients satisfied with the dentistry they have received	2	2	N/A	91.5%	93.8%	93.2%
% of Patients satisfied with the time they had to wait for an appointment	2	2	N/A	86.9%	89.4%	88.3%

* This is based on patients treated on this contract for their most recent course of treatment. Figures in italics indicate the base number of FP17s or Patient Questionnaire responses are less than 100. N/A is shown where the base number of responses is less than 10 during the period. % is calculated as Quantity/Base number*100

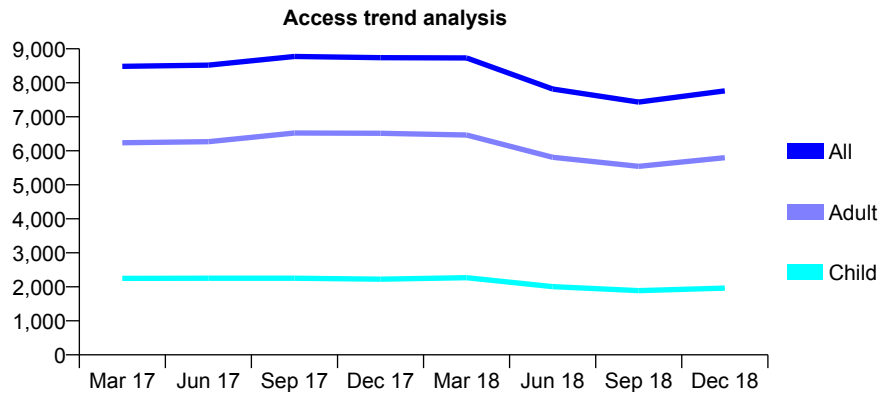
Q52 - Vital Signs At a Glance Contract Report for 118060/0009 - December 2018

Name or company name	Genix Healthcare Ltd
Contract type name	GDS Contract
Purpose of contract	General
Contract start date	01/01/2007
Contract end date	

18/19 Contracted general activity (UDA)	23,667
Carry forward general activity (UDA)	858
18/19 Contracted orthodontic activity (UOA)	0
Carry forward orthodontic activity (UOA)	0
Baseline contract value	£588,058.21

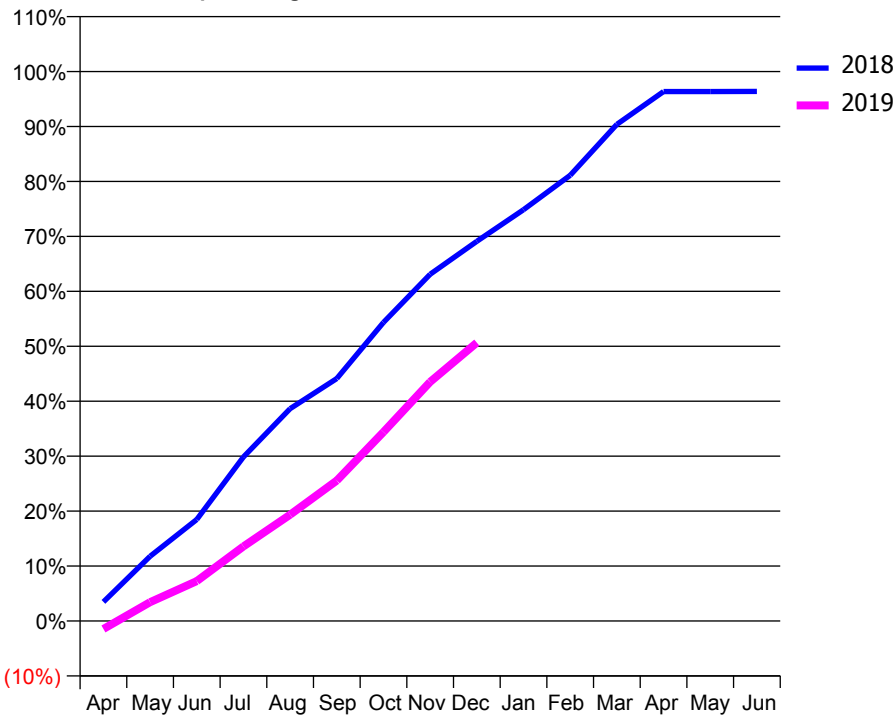
ACCESS*

Patients seen in 24 months	Total	Change since previous quarter
Quarter ending December 2017	8,740	
Quarter ending March 2018	8,733	→
Quarter ending June 2018	7,817	↓
Quarter ending September 2018	7,434	↓
Quarter ending December 2018	7,762	↑
Variance since December 2017	(11.2%)	↓



ACTIVITY

Cumulative percentage of contracted UDA delivered 2018 & 2019



Month	Adjusted Scheduled Activity (UDA)	
	2018	2019
April	822	-350
May	2,786	810
June	4,375	1,719
July	7,068	3,213
August	9,144	4,580
September	10,443	6,049
October	12,862	8,144
November	14,938	10,300
December	16,353	11,989
January	17,715	
February	19,199	
March	21,389	
April	22,801	
May	22,801	
June	22,809	

QUALITY

	Quantity	Base Number	Contract	AT	Region	England
% of FP17s for the same patient ID Re-attending within 3 months - Children	154	2,213	7.0%	10.2%	12.3%	11.8%
% of FP17s for the same patient ID Re-attending within 3 months - Adults	533	5,922	9.0%	13.7%	15.8%	15.6%
% of FP17s for the same patient ID Re-attending between 3 & 9 months - Children	1,160	2,213	52.4%	61.5%	60.1%	58.8%
% of FP17s for the same patient ID Re-attending between 3 & 9 months - Adults	3,447	5,922	58.2%	55.3%	53.3%	51.0%
% of FP17s for Band 1 Urgent Courses	434	7,491	5.8%	7.9%	9.0%	9.0%
% of FP17s Relating to Free Repair or Replacements	121	7,491	1.6%	0.9%	1.0%	0.8%
% of FP17s Relating to Continuations	29	7,491	0.4%	0.9%	1.0%	0.9%
% of Patients satisfied with the dentistry they have received	0	2	N/A	91.5%	93.8%	93.2%
% of Patients satisfied with the time they had to wait for an appointment	1	2	N/A	86.9%	89.4%	88.3%

* This is based on patients treated on this contract for their most recent course of treatment. Figures in italics indicate the base number of FP17s or Patient Questionnaire responses are less than 100. N/A is shown where the base number of responses is less than 10 during the period. % is calculated as Quantity/Base number*100

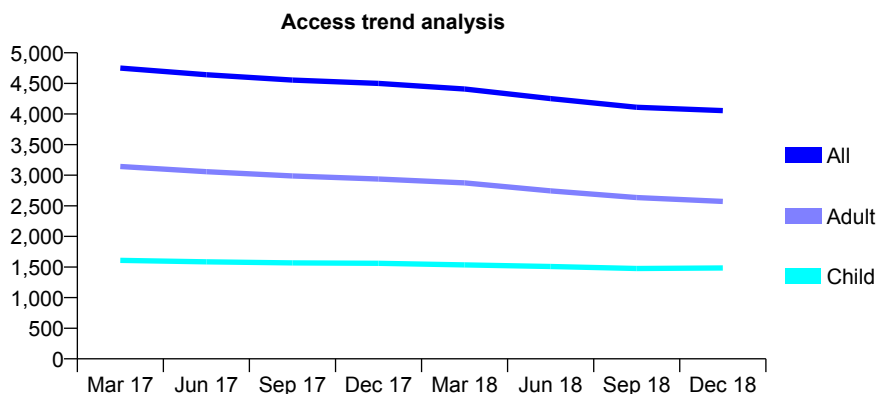
Q52 - Vital Signs At a Glance Contract Report for 118060/0012 - December 2018

Name or company name	Genix Healthcare Ltd
Contract type name	GDS Contract
Purpose of contract	General
Contract start date	01/04/2007
Contract end date	

18/19 Contracted general activity (UDA)	14,018
Carry forward general activity (UDA)	0
18/19 Contracted orthodontic activity (UOA)	0
Carry forward orthodontic activity (UOA)	0
Baseline contract value	£356,382.12

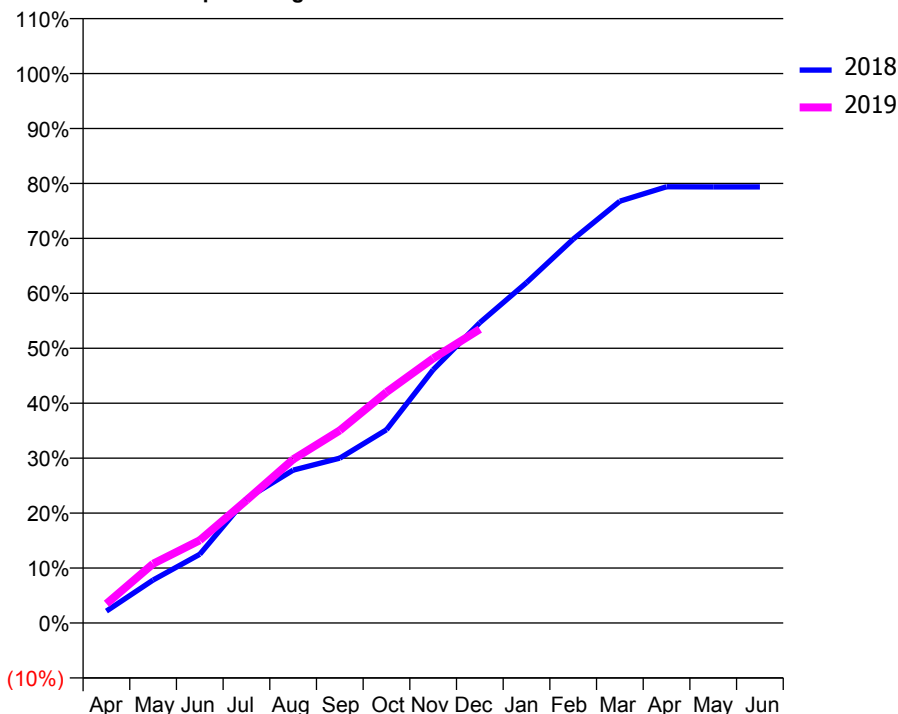
ACCESS*

Patients seen in 24 months	Total	Change since previous quarter
Quarter ending December 2017	4,500	
Quarter ending March 2018	4,408	↓
Quarter ending June 2018	4,251	↓
Quarter ending September 2018	4,110	↓
Quarter ending December 2018	4,055	↓
Variance since December 2017	(9.9%)	↓



ACTIVITY

Cumulative percentage of contracted UDA delivered 2018 & 2019



Month	Adjusted Scheduled Activity (UDA)	
	2018	2019
April	305	491
May	1,097	1,511
June	1,754	2,111
July	3,171	3,130
August	3,900	4,175
September	4,206	4,913
October	4,932	5,889
November	6,462	6,750
December	7,661	7,495
January	8,683	
February	9,791	
March	10,762	
April	11,127	
May	11,126	
June	11,127	

QUALITY

	Quantity	Base Number	Contract	AT	Region	England
% of FP17s for the same patient ID Re-attending within 3 months - Children	102	1,321	7.7%	10.2%	12.3%	11.8%
% of FP17s for the same patient ID Re-attending within 3 months - Adults	363	2,228	16.3%	13.7%	15.8%	15.6%
% of FP17s for the same patient ID Re-attending between 3 & 9 months - Children	615	1,321	46.6%	61.5%	60.1%	58.8%
% of FP17s for the same patient ID Re-attending between 3 & 9 months - Adults	1,093	2,228	49.1%	55.3%	53.3%	51.0%
% of FP17s for Band 1 Urgent Courses	227	3,415	6.6%	7.9%	9.0%	9.0%
% of FP17s Relating to Free Repair or Replacements	20	3,415	0.6%	0.9%	1.0%	0.8%
% of FP17s Relating to Continuations	21	3,415	0.6%	0.9%	1.0%	0.9%
% of Patients satisfied with the dentistry they have received	0	0	N/A	91.5%	93.8%	93.2%
% of Patients satisfied with the time they had to wait for an appointment	0	0	N/A	86.9%	89.4%	88.3%

* This is based on patients treated on this contract for their most recent course of treatment. Figures in italics indicate the base number of FP17s or Patient Questionnaire responses are less than 100. N/A is shown where the base number of responses is less than 10 during the period. % is calculated as Quantity/Base number*100

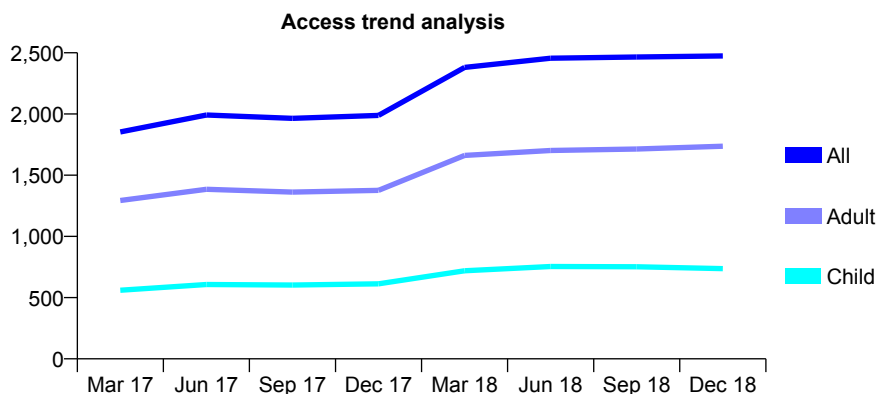
Q52 - Vital Signs At a Glance Contract Report for 118060/0015 - December 2018

Name or company name	Genix Healthcare Ltd
Contract type name	GDS Contract
Purpose of contract	General
Contract start date	01/04/2008
Contract end date	

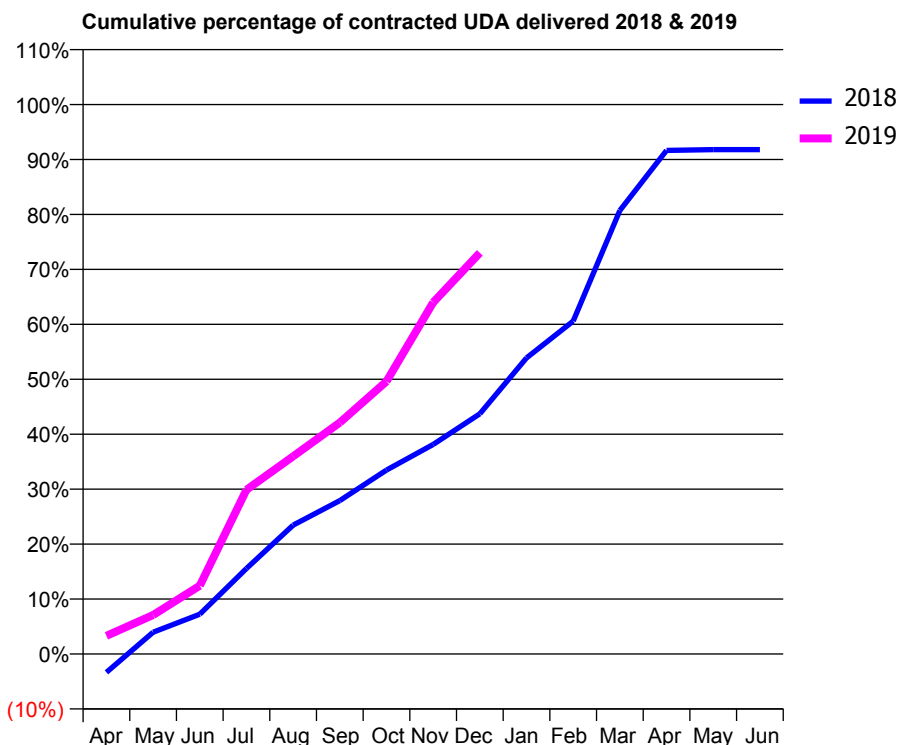
18/19 Contracted general activity (UDA)	6,000
Carry forward general activity (UDA)	0
18/19 Contracted orthodontic activity (UOA)	0
Carry forward orthodontic activity (UOA)	0
Baseline contract value	£160,810.37

ACCESS*

Patients seen in 24 months	Total	Change since previous quarter
Quarter ending December 2017	1,989	
Quarter ending March 2018	2,381	↑
Quarter ending June 2018	2,456	↑
Quarter ending September 2018	2,466	→
Quarter ending December 2018	2,474	→
Variance since December 2017	24.4%	↑



ACTIVITY



Month	Adjusted Scheduled Activity (UDA)	
	2018	2019
April	-201	199
May	238	425
June	435	746
July	933	1,793
August	1,408	2,159
September	1,675	2,527
October	2,009	2,977
November	2,289	3,838
December	2,623	4,381
January	3,233	
February	3,634	
March	4,843	
April	5,499	
May	5,508	
June	5,508	

QUALITY

	Quantity	Base Number	Contract	AT	Region	England
% of FP17s for the same patient ID Re-attending within 3 months - Children	50	726	6.9%	10.2%	12.3%	11.8%
% of FP17s for the same patient ID Re-attending within 3 months - Adults	287	1,794	16.0%	13.7%	15.8%	15.6%
% of FP17s for the same patient ID Re-attending between 3 & 9 months - Children	377	726	51.9%	61.5%	60.1%	58.8%
% of FP17s for the same patient ID Re-attending between 3 & 9 months - Adults	892	1,794	49.7%	55.3%	53.3%	51.0%
% of FP17s for Band 1 Urgent Courses	151	2,226	6.8%	7.9%	9.0%	9.0%
% of FP17s Relating to Free Repair or Replacements	5	2,226	0.2%	0.9%	1.0%	0.8%
% of FP17s Relating to Continuations	3	2,226	0.1%	0.9%	1.0%	0.9%
% of Patients satisfied with the dentistry they have received	1	1	N/A	91.5%	93.8%	93.2%
% of Patients satisfied with the time they had to wait for an appointment	0	1	N/A	86.9%	89.4%	88.3%

* This is based on patients treated on this contract for their most recent course of treatment. Figures in italics indicate the base number of FP17s or Patient Questionnaire responses are less than 100. N/A is shown where the base number of responses is less than 10 during the period. % is calculated as Quantity/Base number*100

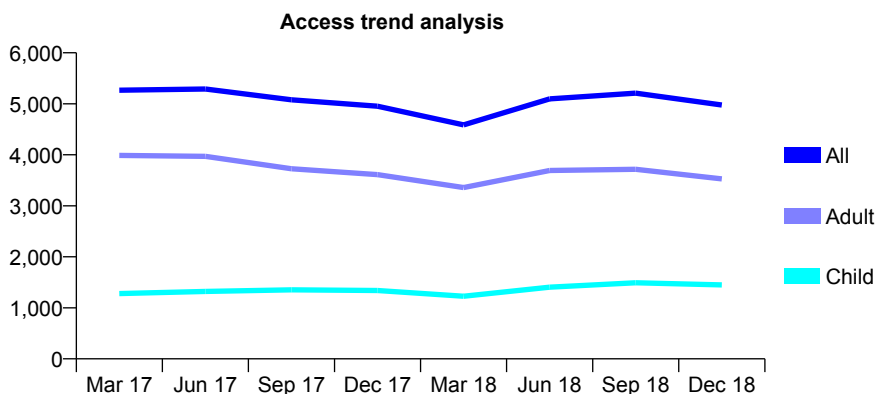
Q52 - Vital Signs At a Glance Contract Report for 118060/0018 - December 2018

Name or company name	Genix Healthcare Ltd
Contract type name	GDS Contract
Purpose of contract	General
Contract start date	01/11/2009
Contract end date	

18/19 Contracted general activity (UDA)	14,000
Carry forward general activity (UDA)	514
18/19 Contracted orthodontic activity (UOA)	0
Carry forward orthodontic activity (UOA)	0
Baseline contract value	£355,146.69

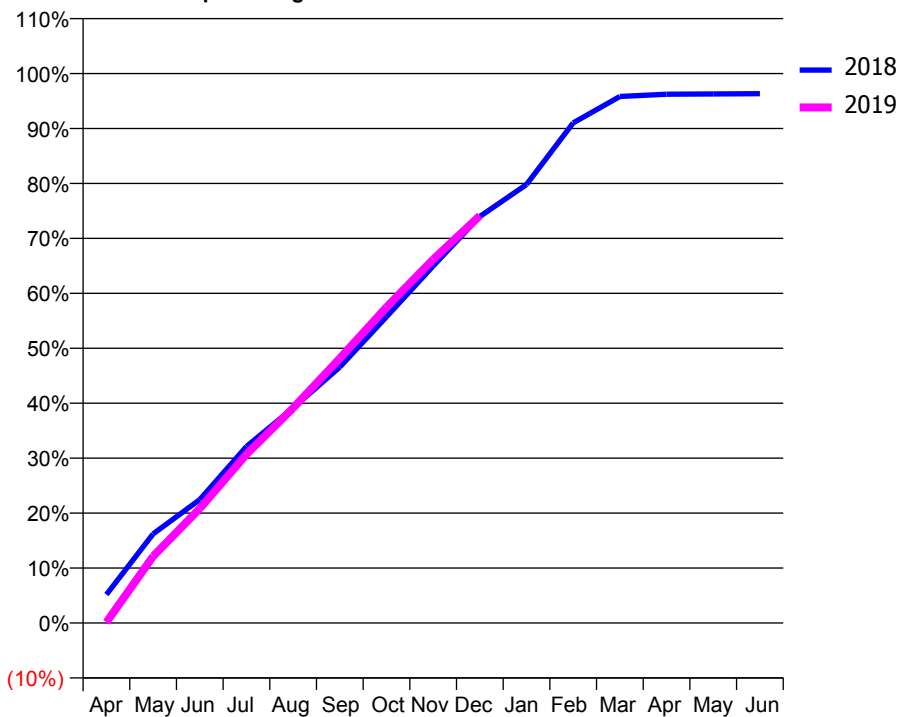
ACCESS*

Patients seen in 24 months	Total	Change since previous quarter
Quarter ending December 2017	4,953	
Quarter ending March 2018	4,586	↓
Quarter ending June 2018	5,098	↑
Quarter ending September 2018	5,208	↑
Quarter ending December 2018	4,976	↓
Variance since December 2017	0.5%	→



ACTIVITY

Cumulative percentage of contracted UDA delivered 2018 & 2019



Month	Adjusted Scheduled Activity (UDA)	
	2018	2019
April	724	17
May	2,270	1,702
June	3,144	2,917
July	4,496	4,300
August	5,483	5,477
September	6,522	6,743
October	7,803	8,046
November	9,097	9,262
December	10,356	10,377
January	11,171	
February	12,742	
March	13,414	
April	13,472	
May	13,479	
June	13,486	

QUALITY

	Quantity	Base Number	Contract	AT	Region	England
% of FP17s for the same patient ID Re-attending within 3 months - Children	98	1,780	5.5%	10.2%	12.3%	11.8%
% of FP17s for the same patient ID Re-attending within 3 months - Adults	435	4,425	9.8%	13.7%	15.8%	15.6%
% of FP17s for the same patient ID Re-attending between 3 & 9 months - Children	887	1,780	49.8%	61.5%	60.1%	58.8%
% of FP17s for the same patient ID Re-attending between 3 & 9 months - Adults	2,353	4,425	53.2%	55.3%	53.3%	51.0%
% of FP17s for Band 1 Urgent Courses	796	6,175	12.9%	7.9%	9.0%	9.0%
% of FP17s Relating to Free Repair or Replacements	321	6,175	5.2%	0.9%	1.0%	0.8%
% of FP17s Relating to Continuations	18	6,175	0.3%	0.9%	1.0%	0.9%
% of Patients satisfied with the dentistry they have received	2	2	N/A	91.5%	93.8%	93.2%
% of Patients satisfied with the time they had to wait for an appointment	2	2	N/A	86.9%	89.4%	88.3%

* This is based on patients treated on this contract for their most recent course of treatment. Figures in italics indicate the base number of FP17s or Patient Questionnaire responses are less than 100. N/A is shown where the base number of responses is less than 10 during the period. % is calculated as Quantity/Base number*100

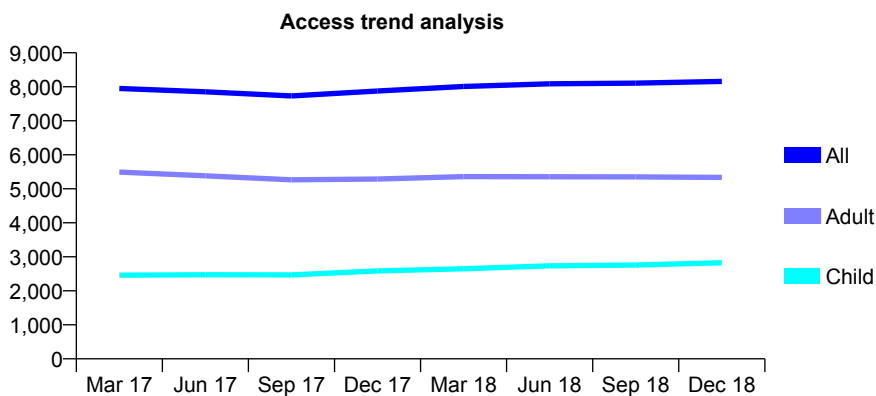
Q52 - Vital Signs At a Glance Contract Report for 118060/0031 - December 2018

Name or company name	Genix Healthcare Ltd
Contract type name	GDS Contract
Purpose of contract	General
Contract start date	01/07/2012
Contract end date	

18/19 Contracted general activity (UDA)	26,800
Carry forward general activity (UDA)	0
18/19 Contracted orthodontic activity (UOA)	0
Carry forward orthodontic activity (UOA)	0
Baseline contract value	£757,030.84

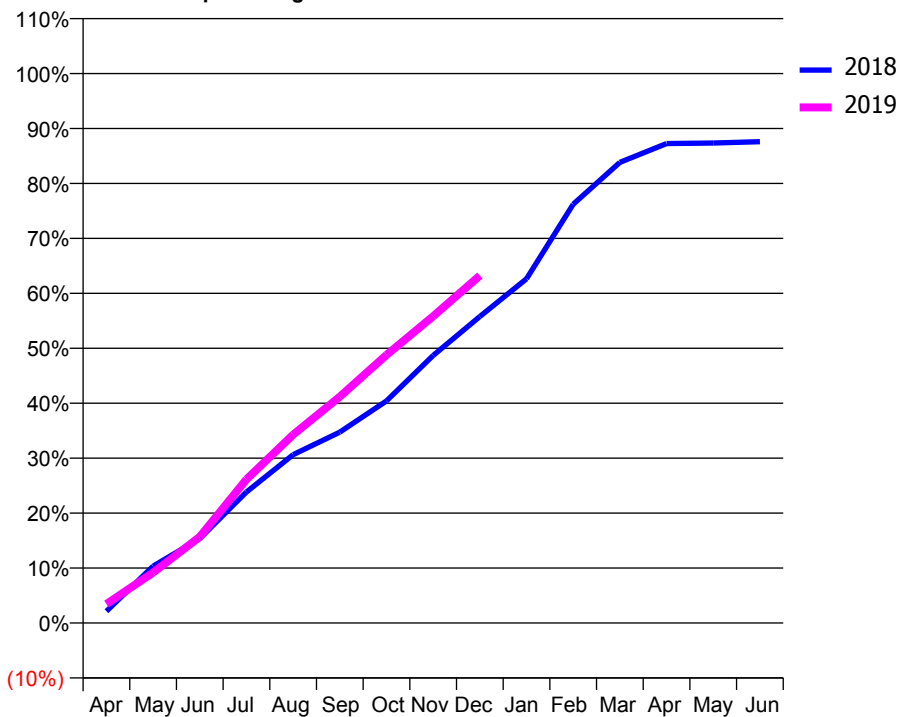
ACCESS*

Patients seen in 24 months	Total	Change since previous quarter
Quarter ending December 2017	7,877	
Quarter ending March 2018	8,008	→
Quarter ending June 2018	8,090	→
Quarter ending September 2018	8,108	→
Quarter ending December 2018	8,160	→
Variance since December 2017	3.6%	↑



ACTIVITY

Cumulative percentage of contracted UDA delivered 2018 & 2019



Month	Adjusted Scheduled Activity (UDA)	
	2018	2019
April	573	925
May	2,773	2,464
June	4,122	4,203
July	6,391	7,006
August	8,210	9,185
September	9,312	11,038
October	10,829	13,074
November	13,053	14,963
December	14,946	16,946
January	16,791	
February	20,424	
March	22,465	
April	23,383	
May	23,410	
June	23,474	

QUALITY

	Quantity	Base Number	Contract	AT	Region	England
% of FP17s for the same patient ID Re-attending within 3 months - Children	331	2,979	11.1%	10.2%	12.3%	11.8%
% of FP17s for the same patient ID Re-attending within 3 months - Adults	971	5,234	18.6%	13.7%	15.8%	15.6%
% of FP17s for the same patient ID Re-attending between 3 & 9 months - Children	1,570	2,979	52.7%	61.5%	60.1%	58.8%
% of FP17s for the same patient ID Re-attending between 3 & 9 months - Adults	2,506	5,234	47.9%	55.3%	53.3%	51.0%
% of FP17s for Band 1 Urgent Courses	728	7,801	9.3%	7.9%	9.0%	9.0%
% of FP17s Relating to Free Repair or Replacements	29	7,801	0.4%	0.9%	1.0%	0.8%
% of FP17s Relating to Continuations	27	7,801	0.3%	0.9%	1.0%	0.9%
% of Patients satisfied with the dentistry they have received	3	3	N/A	91.5%	93.8%	93.2%
% of Patients satisfied with the time they had to wait for an appointment	2	3	N/A	86.9%	89.4%	88.3%

* This is based on patients treated on this contract for their most recent course of treatment. Figures in italics indicate the base number of FP17s or Patient Questionnaire responses are less than 100. N/A is shown where the base number of responses is less than 10 during the period. % is calculated as Quantity/Base number*100

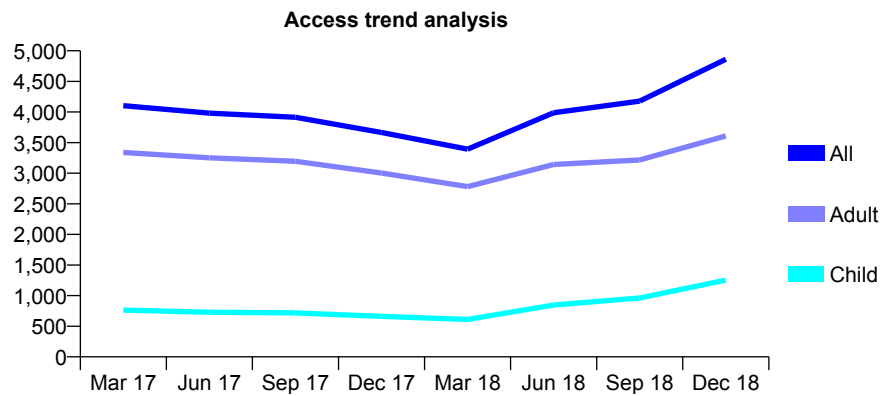
Q52 - Vital Signs At a Glance Contract Report for 121487/0001 - December 2018

Name or company name	Greengates Dental Care
Contract type name	GDS Contract
Purpose of contract	General
Contract start date	01/11/2013
Contract end date	

18/19 Contracted general activity (UDA)	15,000
Carry forward general activity (UDA)	0
18/19 Contracted orthodontic activity (UOA)	0
Carry forward orthodontic activity (UOA)	0
Baseline contract value	£383,534.09

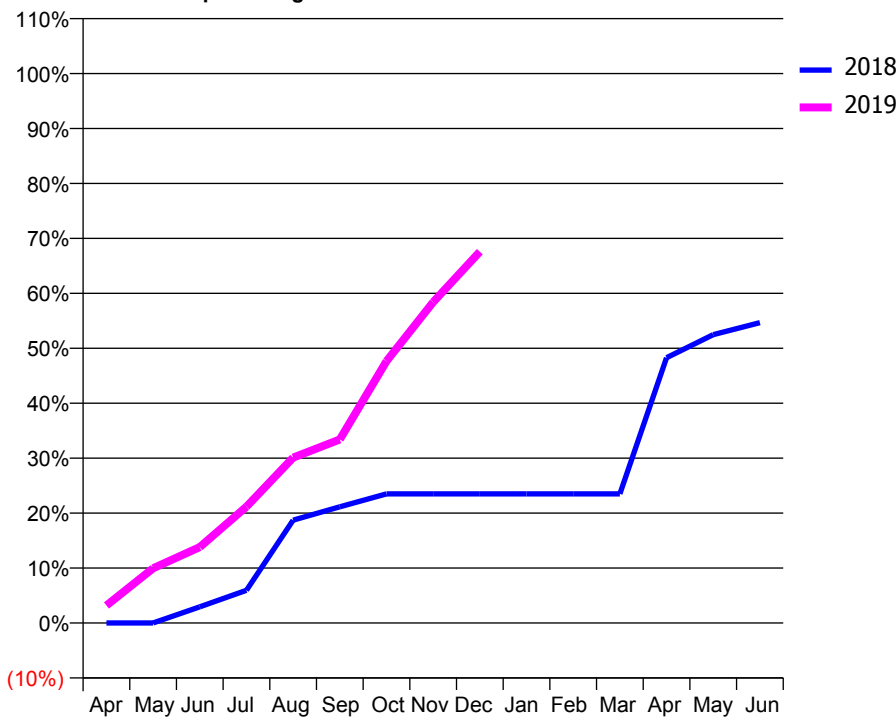
ACCESS*

Patients seen in 24 months	Total	Change since previous quarter
Quarter ending December 2017	3,665	
Quarter ending March 2018	3,393	↓
Quarter ending June 2018	3,989	↑
Quarter ending September 2018	4,178	↑
Quarter ending December 2018	4,861	↑
Variance since December 2017	32.6%	↑



ACTIVITY

Cumulative percentage of contracted UDA delivered 2018 & 2019



Month	Adjusted Scheduled Activity (UDA)	
	2018	2019
April	0	477
May	0	1,495
June	442	2,075
July	892	3,176
August	2,808	4,516
September	3,173	5,012
October	3,524	7,148
November	3,524	8,761
December	3,524	10,136
January	3,524	
February	3,524	
March	3,524	
April	7,242	
May	7,870	
June	8,199	

QUALITY

	Quantity	Base Number	Contract	AT	Region	England
% of FP17s for the same patient ID Re-attending within 3 months - Children	143	1,968	7.3%	10.2%	12.3%	11.8%
% of FP17s for the same patient ID Re-attending within 3 months - Adults	792	6,094	13.0%	13.7%	15.8%	15.6%
% of FP17s for the same patient ID Re-attending between 3 & 9 months - Children	660	1,968	33.5%	61.5%	60.1%	58.8%
% of FP17s for the same patient ID Re-attending between 3 & 9 months - Adults	2,513	6,094	41.2%	55.3%	53.3%	51.0%
% of FP17s for Band 1 Urgent Courses	365	5,342	6.8%	7.9%	9.0%	9.0%
% of FP17s Relating to Free Repair or Replacements	65	5,342	1.2%	0.9%	1.0%	0.8%
% of FP17s Relating to Continuations	20	5,342	0.4%	0.9%	1.0%	0.9%
% of Patients satisfied with the dentistry they have received	4	4	N/A	91.5%	93.8%	93.2%
% of Patients satisfied with the time they had to wait for an appointment	4	4	N/A	86.9%	89.4%	88.3%

* This is based on patients treated on this contract for their most recent course of treatment. Figures in italics indicate the base number of FP17s or Patient Questionnaire responses are less than 100. N/A is shown where the base number of responses is less than 10 during the period. % is calculated as Quantity/Base number*100

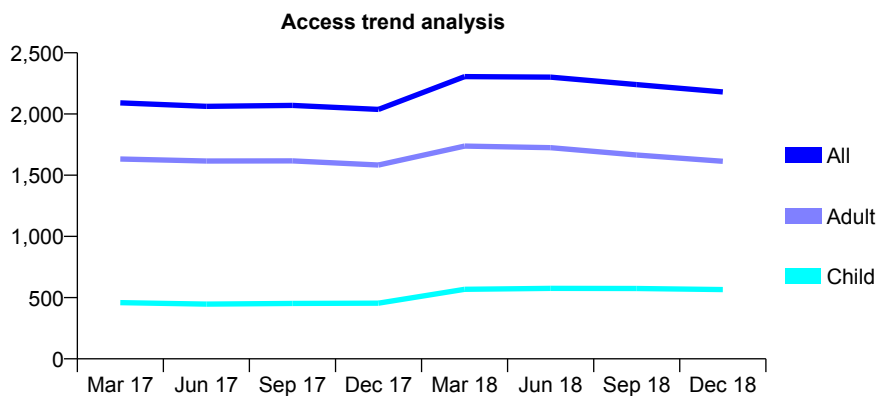
Q52 - Vital Signs At a Glance Contract Report for 122432/0001 - December 2018

Name or company name	BANV Aesthetics Limited
Contract type name	GDS Contract
Purpose of contract	General
Contract start date	09/02/2012
Contract end date	

18/19 Contracted general activity (UDA)	7,559
Carry forward general activity (UDA)	92
18/19 Contracted orthodontic activity (UOA)	0
Carry forward orthodontic activity (UOA)	0
Baseline contract value	£204,429.12

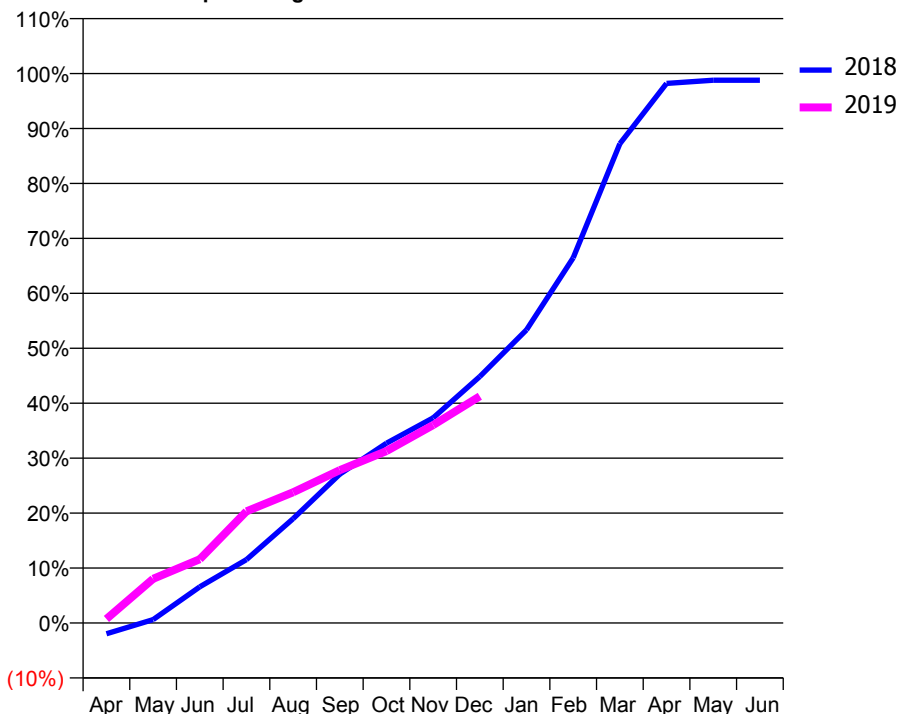
ACCESS*

Patients seen in 24 months	Total	Change since previous quarter
Quarter ending December 2017	2,038	
Quarter ending March 2018	2,306	↑
Quarter ending June 2018	2,301	→
Quarter ending September 2018	2,240	↓
Quarter ending December 2018	2,180	↓
Variance since December 2017	7.0%	↑



ACTIVITY

Cumulative percentage of contracted UDA delivered 2018 & 2019



Month	Adjusted Scheduled Activity (UDA)	
	2018	2019
April	-150	57
May	47	609
June	498	877
July	873	1,536
August	1,436	1,798
September	2,048	2,103
October	2,474	2,365
November	2,822	2,723
December	3,390	3,119
January	4,032	
February	5,024	
March	6,594	
April	7,422	
May	7,467	
June	7,467	

QUALITY

	Quantity	Base Number	Contract	AT	Region	England
% of FP17s for the same patient ID Re-attending within 3 months - Children	31	413	7.5%	10.2%	12.3%	11.8%
% of FP17s for the same patient ID Re-attending within 3 months - Adults	109	864	12.6%	13.7%	15.8%	15.6%
% of FP17s for the same patient ID Re-attending between 3 & 9 months - Children	200	413	48.4%	61.5%	60.1%	58.8%
% of FP17s for the same patient ID Re-attending between 3 & 9 months - Adults	325	864	37.6%	55.3%	53.3%	51.0%
% of FP17s for Band 1 Urgent Courses	68	1,011	6.7%	7.9%	9.0%	9.0%
% of FP17s Relating to Free Repair or Replacements	1	1,011	0.1%	0.9%	1.0%	0.8%
% of FP17s Relating to Continuations	3	1,011	0.3%	0.9%	1.0%	0.9%
% of Patients satisfied with the dentistry they have received	2	2	N/A	91.5%	93.8%	93.2%
% of Patients satisfied with the time they had to wait for an appointment	2	2	N/A	86.9%	89.4%	88.3%

* This is based on patients treated on this contract for their most recent course of treatment. Figures in italics indicate the base number of FP17s or Patient Questionnaire responses are less than 100. N/A is shown where the base number of responses is less than 10 during the period. % is calculated as Quantity/Base number*100

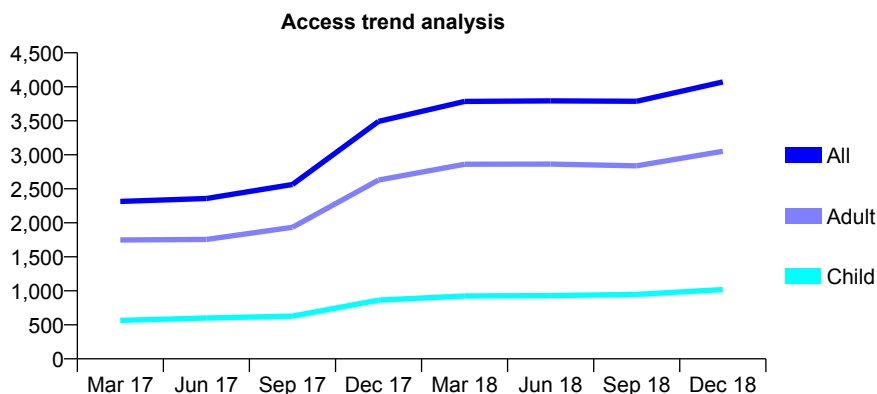
Q52 - Vital Signs At a Glance Contract Report for 122742/0001 - December 2018

Name or company name	Indigo Dental Ltd
Contract type name	GDS Contract
Purpose of contract	General
Contract start date	01/10/2013
Contract end date	

18/19 Contracted general activity (UDA)	10,020
Carry forward general activity (UDA)	256
18/19 Contracted orthodontic activity (UOA)	0
Carry forward orthodontic activity (UOA)	0
Baseline contract value	£268,054.17

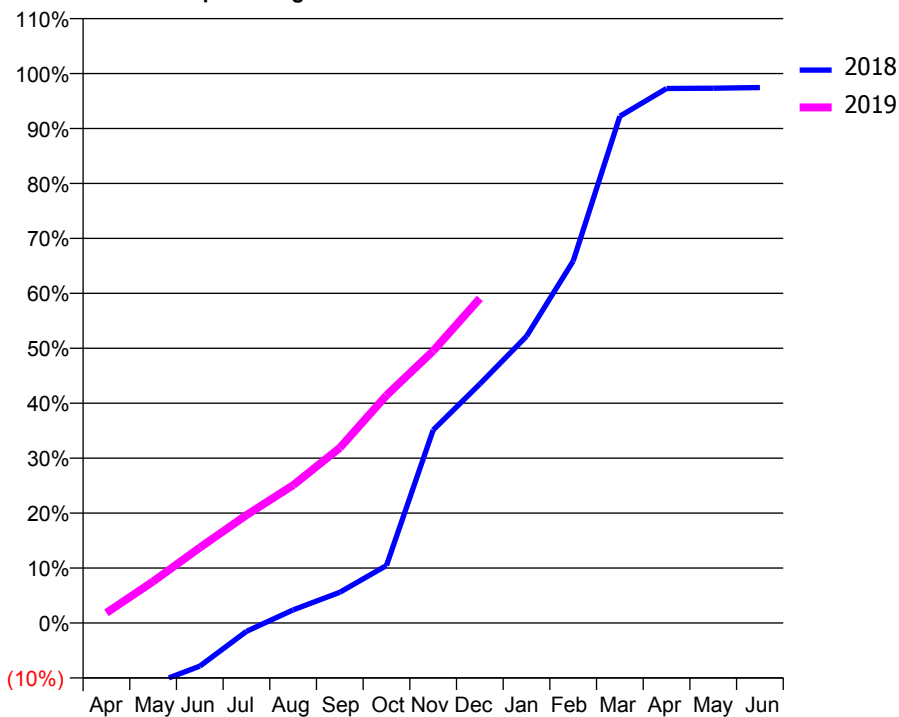
ACCESS*

Patients seen in 24 months	Total	Change since previous quarter
Quarter ending December 2017	3,491	
Quarter ending March 2018	3,785	↑
Quarter ending June 2018	3,794	→
Quarter ending September 2018	3,787	→
Quarter ending December 2018	4,071	↑
Variance since December 2017	16.6%	↑



ACTIVITY

Cumulative percentage of contracted UDA delivered 2018 & 2019



Month	Adjusted Scheduled Activity (UDA)	
	2018	2019
April	-1,655	187
May	-1,113	757
June	-790	1,374
July	-155	1,968
August	240	2,514
September	560	3,194
October	1,050	4,152
November	3,521	4,963
December	4,359	5,921
January	5,229	
February	6,600	
March	9,241	
April	9,746	
May	9,752	
June	9,764	

QUALITY

	Quantity	Base Number	Contract	AT	Region	England
% of FP17s for the same patient ID Re-attending within 3 months - Children	53	974	5.4%	10.2%	12.3%	11.8%
% of FP17s for the same patient ID Re-attending within 3 months - Adults	203	2,468	8.2%	13.7%	15.8%	15.6%
% of FP17s for the same patient ID Re-attending between 3 & 9 months - Children	596	974	61.2%	61.5%	60.1%	58.8%
% of FP17s for the same patient ID Re-attending between 3 & 9 months - Adults	1,486	2,468	60.2%	55.3%	53.3%	51.0%
% of FP17s for Band 1 Urgent Courses	143	3,149	4.5%	7.9%	9.0%	9.0%
% of FP17s Relating to Free Repair or Replacements	18	3,149	0.6%	0.9%	1.0%	0.8%
% of FP17s Relating to Continuations	11	3,149	0.3%	0.9%	1.0%	0.9%
% of Patients satisfied with the dentistry they have received	1	1	N/A	91.5%	93.8%	93.2%
% of Patients satisfied with the time they had to wait for an appointment	1	1	N/A	86.9%	89.4%	88.3%

* This is based on patients treated on this contract for their most recent course of treatment. Figures in italics indicate the base number of FP17s or Patient Questionnaire responses are less than 100. N/A is shown where the base number of responses is less than 10 during the period. % is calculated as Quantity/Base number*100

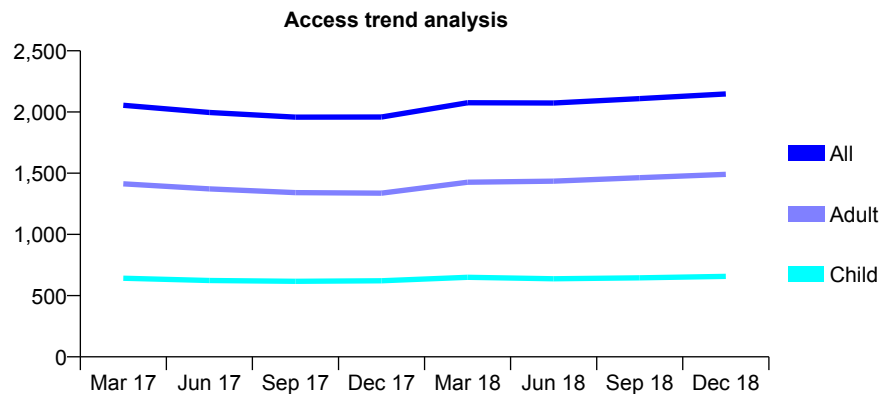
Q52 - Vital Signs At a Glance Contract Report for 123811/0001 - December 2018

Name or company name	Carnegie Dental Clinic Ltd
Contract type name	GDS Contract
Purpose of contract	General
Contract start date	02/07/2007
Contract end date	

18/19 Contracted general activity (UDA)	8,152
Carry forward general activity (UDA)	24
18/19 Contracted orthodontic activity (UOA)	0
Carry forward orthodontic activity (UOA)	0
Baseline contract value	£222,872.86

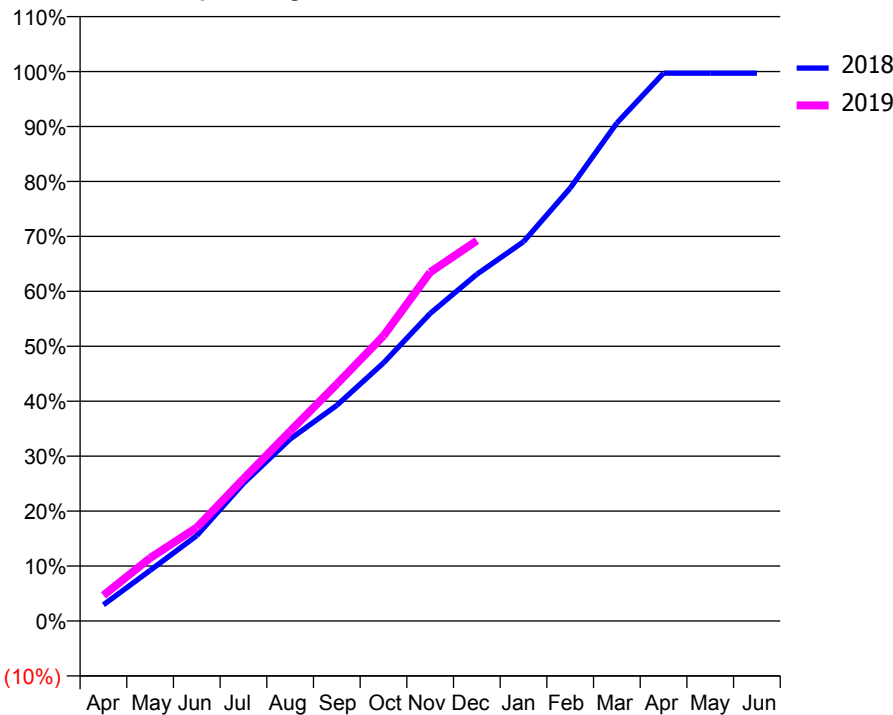
ACCESS*

Patients seen in 24 months	Total	Change since previous quarter
Quarter ending December 2017	1,959	
Quarter ending March 2018	2,076	↑
Quarter ending June 2018	2,073	→
Quarter ending September 2018	2,109	→
Quarter ending December 2018	2,148	→
Variance since December 2017	9.6%	↑



ACTIVITY

Cumulative percentage of contracted UDA delivered 2018 & 2019



Month	Adjusted Scheduled Activity (UDA)	
	2018	2019
April	241	381
May	751	934
June	1,266	1,387
July	2,042	2,110
August	2,699	2,815
September	3,200	3,515
October	3,829	4,230
November	4,562	5,174
December	5,144	5,644
January	5,627	
February	6,423	
March	7,387	
April	8,127	
May	8,127	
June	8,128	

QUALITY

	Quantity	Base Number	Contract	AT	Region	England
% of FP17s for the same patient ID Re-attending within 3 months - Children	84	997	8.4%	10.2%	12.3%	11.8%
% of FP17s for the same patient ID Re-attending within 3 months - Adults	307	1,875	16.4%	13.7%	15.8%	15.6%
% of FP17s for the same patient ID Re-attending between 3 & 9 months - Children	762	997	76.4%	61.5%	60.1%	58.8%
% of FP17s for the same patient ID Re-attending between 3 & 9 months - Adults	1,189	1,875	63.4%	55.3%	53.3%	51.0%
% of FP17s for Band 1 Urgent Courses	249	2,652	9.4%	7.9%	9.0%	9.0%
% of FP17s Relating to Free Repair or Replacements	19	2,652	0.7%	0.9%	1.0%	0.8%
% of FP17s Relating to Continuations	20	2,652	0.8%	0.9%	1.0%	0.9%
% of Patients satisfied with the dentistry they have received	1	1	N/A	91.5%	93.8%	93.2%
% of Patients satisfied with the time they had to wait for an appointment	1	1	N/A	86.9%	89.4%	88.3%

* This is based on patients treated on this contract for their most recent course of treatment. Figures in italics indicate the base number of FP17s or Patient Questionnaire responses are less than 100. N/A is shown where the base number of responses is less than 10 during the period. % is calculated as Quantity/Base number*100

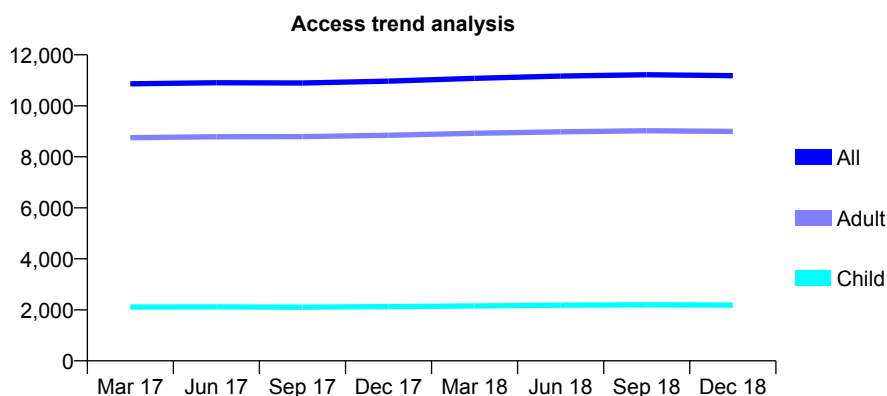
Q52 - Vital Signs At a Glance Contract Report for 125237/0001 - December 2018

Name or company name	Horbury Dental Care Limited
Contract type name	GDS Contract
Purpose of contract	General
Contract start date	01/04/2011
Contract end date	

18/19 Contracted general activity (UDA)	30,037
Carry forward general activity (UDA)	554
18/19 Contracted orthodontic activity (UOA)	0
Carry forward orthodontic activity (UOA)	0
Baseline contract value	£1,160,937.08

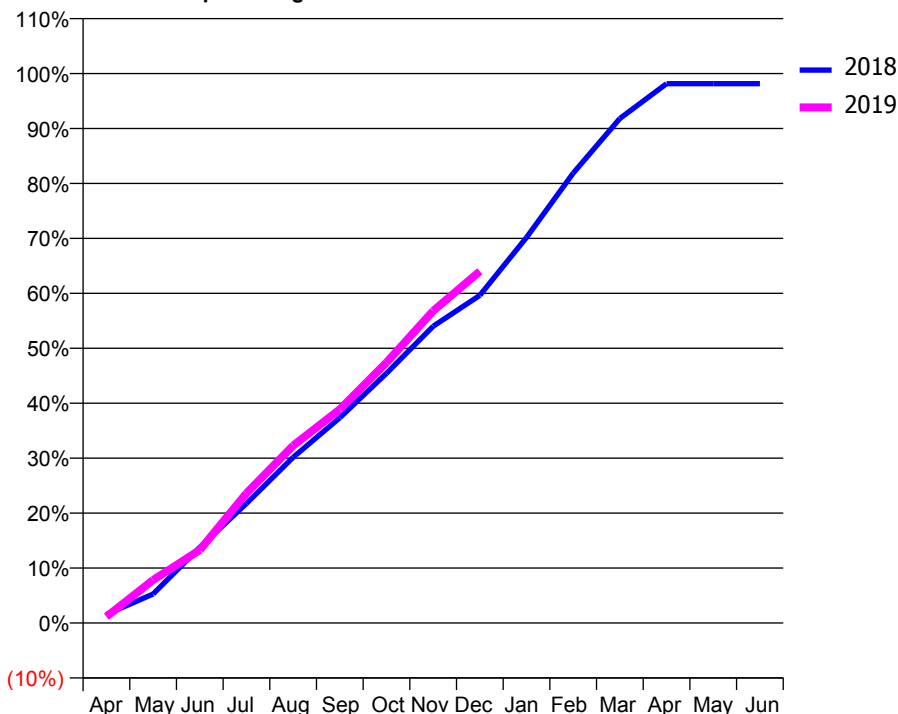
ACCESS*

Patients seen in 24 months	Total	Change since previous quarter
Quarter ending December 2017	10,966	
Quarter ending March 2018	11,075	→
Quarter ending June 2018	11,166	→
Quarter ending September 2018	11,218	→
Quarter ending December 2018	11,184	→
Variance since December 2017	2.0%	→



ACTIVITY

Cumulative percentage of contracted UDA delivered 2018 & 2019



Month	Adjusted Scheduled Activity (UDA)	
	2018	2019
April	469	350
May	1,584	2,349
June	4,137	3,994
July	6,536	7,099
August	9,060	9,699
September	11,220	11,680
October	13,648	14,241
November	16,219	17,062
December	17,910	19,228
January	21,080	
February	24,587	
March	27,576	
April	29,484	
May	29,483	
June	29,483	

QUALITY

	Quantity	Base Number	Contract	AT	Region	England
% of FP17s for the same patient ID Re-attending within 3 months - Children	179	2,623	6.8%	10.2%	12.3%	11.8%
% of FP17s for the same patient ID Re-attending within 3 months - Adults	994	9,041	11.0%	13.7%	15.8%	15.6%
% of FP17s for the same patient ID Re-attending between 3 & 9 months - Children	1,849	2,623	70.5%	61.5%	60.1%	58.8%
% of FP17s for the same patient ID Re-attending between 3 & 9 months - Adults	4,208	9,041	46.5%	55.3%	53.3%	51.0%
% of FP17s for Band 1 Urgent Courses	549	10,202	5.4%	7.9%	9.0%	9.0%
% of FP17s Relating to Free Repair or Replacements	92	10,202	0.9%	0.9%	1.0%	0.8%
% of FP17s Relating to Continuations	155	10,202	1.5%	0.9%	1.0%	0.9%
% of Patients satisfied with the dentistry they have received	5	5	N/A	91.5%	93.8%	93.2%
% of Patients satisfied with the time they had to wait for an appointment	4	5	N/A	86.9%	89.4%	88.3%

* This is based on patients treated on this contract for their most recent course of treatment. Figures in italics indicate the base number of FP17s or Patient Questionnaire responses are less than 100. N/A is shown where the base number of responses is less than 10 during the period. % is calculated as Quantity/Base number*100

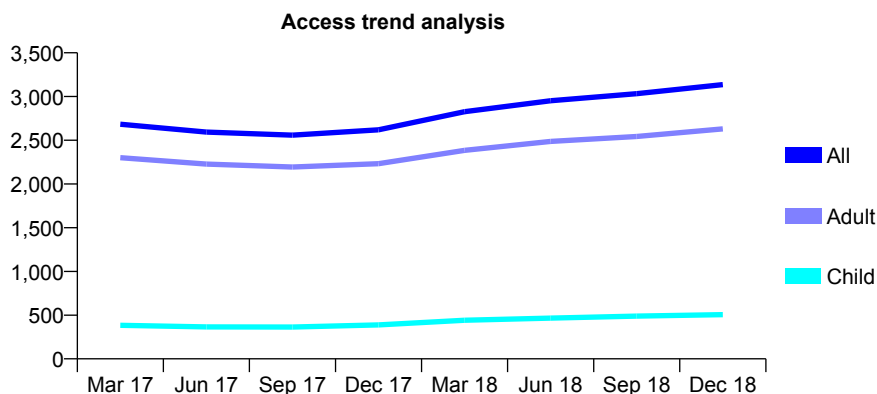
Q52 - Vital Signs At a Glance Contract Report for 128031/0001 - December 2018

Name or company name	JIGL Ltd
Contract type name	GDS Contract
Purpose of contract	General
Contract start date	01/01/2011
Contract end date	

18/19 Contracted general activity (UDA)	8,000
Carry forward general activity (UDA)	0
18/19 Contracted orthodontic activity (UOA)	0
Carry forward orthodontic activity (UOA)	0
Baseline contract value	£261,611.17

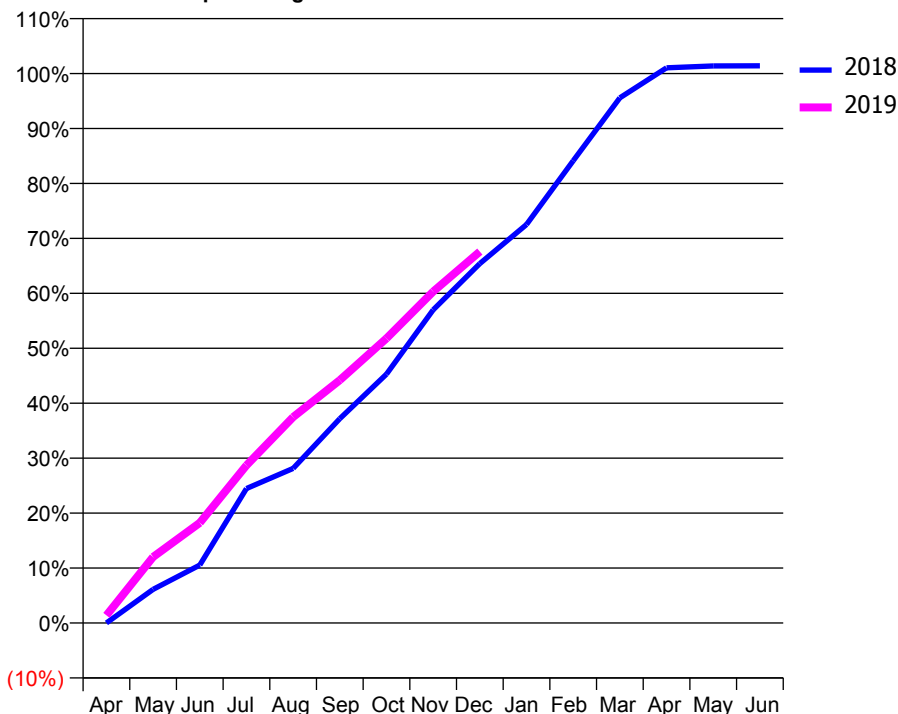
ACCESS*

Patients seen in 24 months	Total	Change since previous quarter
Quarter ending December 2017	2,620	
Quarter ending March 2018	2,826	↑
Quarter ending June 2018	2,952	↑
Quarter ending September 2018	3,032	↑
Quarter ending December 2018	3,136	↑
Variance since December 2017	19.7%	↑



ACTIVITY

Cumulative percentage of contracted UDA delivered 2018 & 2019



Month	Adjusted Scheduled Activity (UDA)	
	2018	2019
April	0	112
May	490	962
June	844	1,460
July	1,959	2,295
August	2,251	2,999
September	2,975	3,537
October	3,624	4,143
November	4,559	4,826
December	5,233	5,407
January	5,801	
February	6,730	
March	7,646	
April	8,083	
May	8,111	
June	8,112	

QUALITY

	Quantity	Base Number	Contract	AT	Region	England
% of FP17s for the same patient ID Re-attending within 3 months - Children	20	517	3.9%	10.2%	12.3%	11.8%
% of FP17s for the same patient ID Re-attending within 3 months - Adults	229	2,690	8.5%	13.7%	15.8%	15.6%
% of FP17s for the same patient ID Re-attending between 3 & 9 months - Children	317	517	61.3%	61.5%	60.1%	58.8%
% of FP17s for the same patient ID Re-attending between 3 & 9 months - Adults	1,613	2,690	60.0%	55.3%	53.3%	51.0%
% of FP17s for Band 1 Urgent Courses	257	2,960	8.7%	7.9%	9.0%	9.0%
% of FP17s Relating to Free Repair or Replacements	22	2,960	0.7%	0.9%	1.0%	0.8%
% of FP17s Relating to Continuations	18	2,960	0.6%	0.9%	1.0%	0.9%
% of Patients satisfied with the dentistry they have received	0	0	N/A	91.5%	93.8%	93.2%
% of Patients satisfied with the time they had to wait for an appointment	0	0	N/A	86.9%	89.4%	88.3%

* This is based on patients treated on this contract for their most recent course of treatment. Figures in italics indicate the base number of FP17s or Patient Questionnaire responses are less than 100. N/A is shown where the base number of responses is less than 10 during the period. % is calculated as Quantity/Base number*100

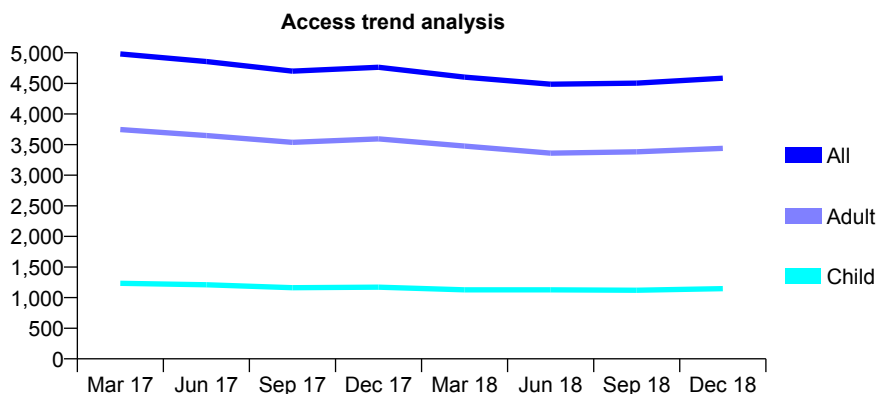
Q52 - Vital Signs At a Glance Contract Report for 128260/0001 - December 2018

Name or company name	Elland Practice Ltd
Contract type name	GDS Contract
Purpose of contract	General
Contract start date	01/08/2008
Contract end date	

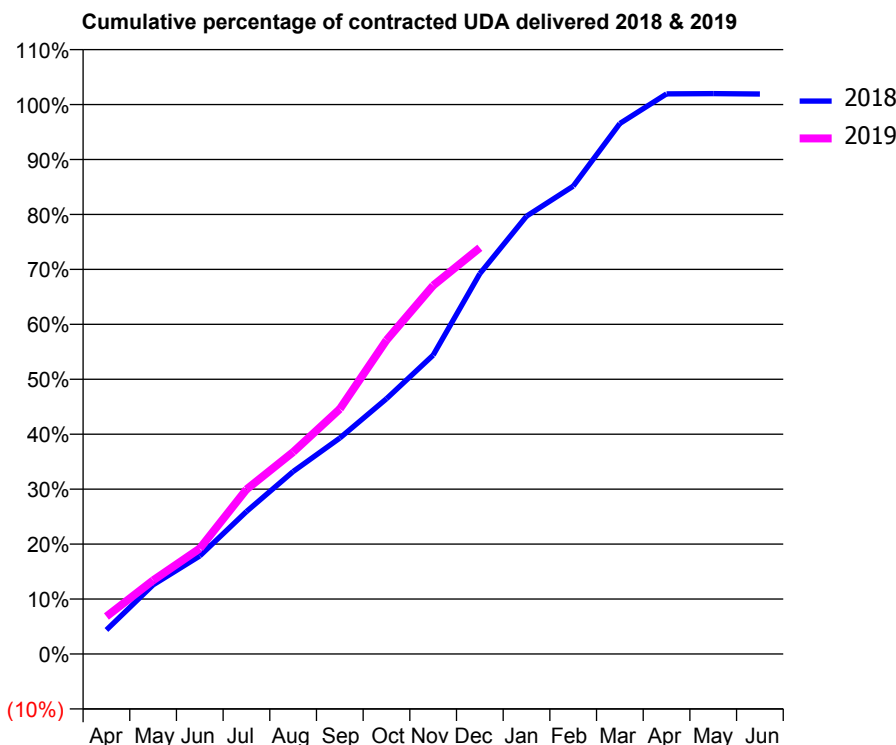
18/19 Contracted general activity (UDA)	16,466
Carry forward general activity (UDA)	-315
18/19 Contracted orthodontic activity (UOA)	0
Carry forward orthodontic activity (UOA)	0
Baseline contract value	£474,051.84

ACCESS*

Patients seen in 24 months	Total	Change since previous quarter
Quarter ending December 2017	4,763	
Quarter ending March 2018	4,602	↓
Quarter ending June 2018	4,488	↓
Quarter ending September 2018	4,504	→
Quarter ending December 2018	4,585	→
Variance since December 2017	(3.7%)	↓



ACTIVITY



Month	Adjusted Scheduled Activity (UDA)	
	2018	2019
April	723	1,125
May	2,071	2,207
June	2,939	3,163
July	4,270	4,932
August	5,467	6,051
September	6,470	7,344
October	7,651	9,403
November	8,956	11,043
December	11,398	12,171
January	13,122	
February	14,021	
March	15,898	
April	16,786	
May	16,793	
June	16,781	

QUALITY

	Quantity	Base Number	Contract	AT	Region	England
% of FP17s for the same patient ID Re-attending within 3 months - Children	179	1,629	11.0%	10.2%	12.3%	11.8%
% of FP17s for the same patient ID Re-attending within 3 months - Adults	694	4,598	15.1%	13.7%	15.8%	15.6%
% of FP17s for the same patient ID Re-attending between 3 & 9 months - Children	1,110	1,629	68.1%	61.5%	60.1%	58.8%
% of FP17s for the same patient ID Re-attending between 3 & 9 months - Adults	2,998	4,598	65.2%	55.3%	53.3%	51.0%
% of FP17s for Band 1 Urgent Courses	227	5,771	3.9%	7.9%	9.0%	9.0%
% of FP17s Relating to Free Repair or Replacements	42	5,771	0.7%	0.9%	1.0%	0.8%
% of FP17s Relating to Continuations	57	5,771	1.0%	0.9%	1.0%	0.9%
% of Patients satisfied with the dentistry they have received	1	1	N/A	91.5%	93.8%	93.2%
% of Patients satisfied with the time they had to wait for an appointment	1	1	N/A	86.9%	89.4%	88.3%

* This is based on patients treated on this contract for their most recent course of treatment. Figures in italics indicate the base number of FP17s or Patient Questionnaire responses are less than 100. N/A is shown where the base number of responses is less than 10 during the period. % is calculated as Quantity/Base number*100

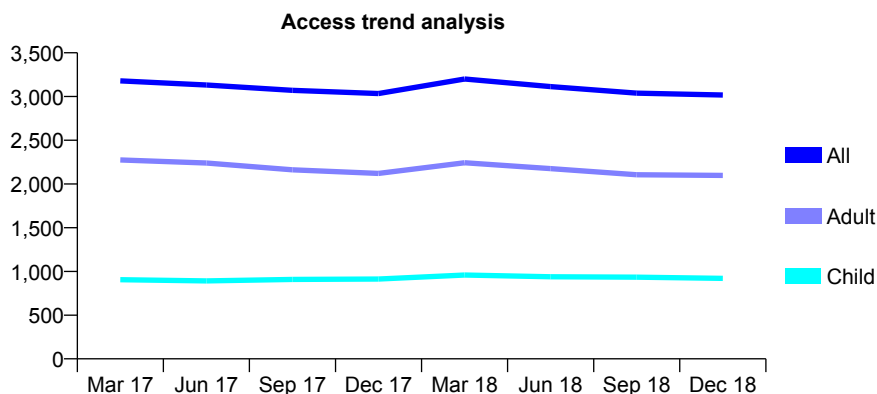
Q52 - Vital Signs At a Glance Contract Report for 129542/0001 - December 2018

Name or company name	Dental Care Centre Ltd
Contract type name	PDS Contract
Purpose of contract	General
Contract start date	01/07/2007
Contract end date	31/03/2019

18/19 Contracted general activity (UDA)	9,341
Carry forward general activity (UDA)	563
18/19 Contracted orthodontic activity (UOA)	0
Carry forward orthodontic activity (UOA)	0
Baseline contract value	£356,956.13

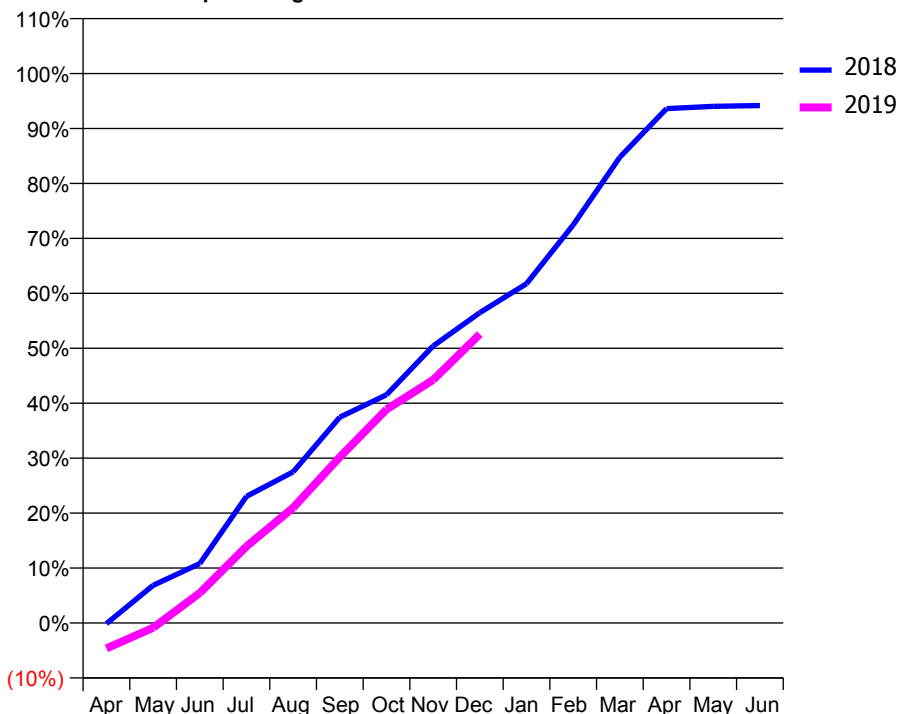
ACCESS*

Patients seen in 24 months	Total	Change since previous quarter
Quarter ending December 2017	3,034	
Quarter ending March 2018	3,201	↑
Quarter ending June 2018	3,114	↓
Quarter ending September 2018	3,039	↓
Quarter ending December 2018	3,017	→
Variance since December 2017	(0.6%)	→



ACTIVITY

Cumulative percentage of contracted UDA delivered 2018 & 2019



Month	Adjusted Scheduled Activity (UDA)	
	2018	2019
April	-13	-433
May	663	-84
June	1,045	510
July	2,226	1,301
August	2,657	1,959
September	3,619	2,821
October	4,012	3,631
November	4,871	4,134
December	5,456	4,910
January	5,965	
February	7,000	
March	8,190	
April	9,043	
May	9,085	
June	9,098	

QUALITY

	Quantity	Base Number	Contract	AT	Region	England
% of FP17s for the same patient ID Re-attending within 3 months - Children	114	1,130	10.1%	10.2%	12.3%	11.8%
% of FP17s for the same patient ID Re-attending within 3 months - Adults	445	2,334	19.1%	13.7%	15.8%	15.6%
% of FP17s for the same patient ID Re-attending between 3 & 9 months - Children	782	1,130	69.2%	61.5%	60.1%	58.8%
% of FP17s for the same patient ID Re-attending between 3 & 9 months - Adults	1,296	2,334	55.5%	55.3%	53.3%	51.0%
% of FP17s for Band 1 Urgent Courses	360	3,051	11.8%	7.9%	9.0%	9.0%
% of FP17s Relating to Free Repair or Replacements	29	3,051	1.0%	0.9%	1.0%	0.8%
% of FP17s Relating to Continuations	33	3,051	1.1%	0.9%	1.0%	0.9%
% of Patients satisfied with the dentistry they have received	1	1	N/A	91.5%	93.8%	93.2%
% of Patients satisfied with the time they had to wait for an appointment	1	1	N/A	86.9%	89.4%	88.3%

* This is based on patients treated on this contract for their most recent course of treatment. Figures in italics indicate the base number of FP17s or Patient Questionnaire responses are less than 100. N/A is shown where the base number of responses is less than 10 during the period. % is calculated as Quantity/Base number*100

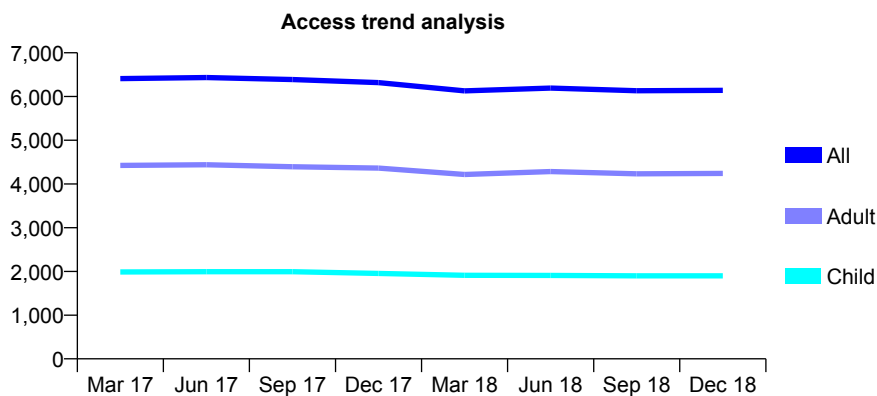
Q52 - Vital Signs At a Glance Contract Report for 129941/0001 - December 2018

Name or company name	Eclipse (Batley) Ltd
Contract type name	GDS Contract
Purpose of contract	General
Contract start date	06/04/2013
Contract end date	

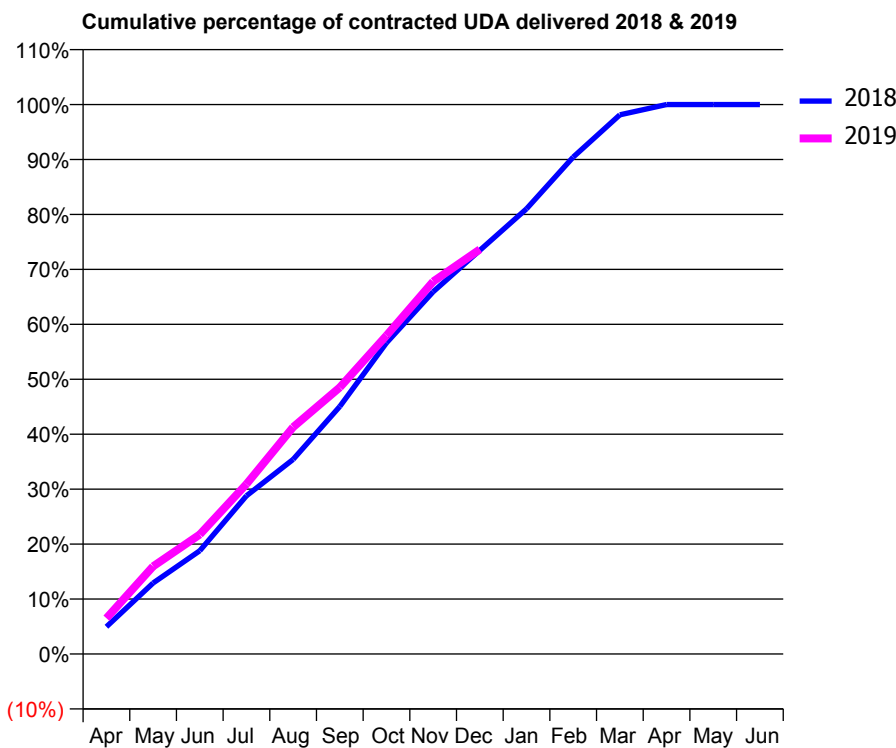
18/19 Contracted general activity (UDA)	19,148
Carry forward general activity (UDA)	2
18/19 Contracted orthodontic activity (UOA)	0
Carry forward orthodontic activity (UOA)	0
Baseline contract value	£622,824.57

ACCESS*

Patients seen in 24 months	Total	Change since previous quarter
Quarter ending December 2017	6,317	
Quarter ending March 2018	6,129	↓
Quarter ending June 2018	6,192	→
Quarter ending September 2018	6,132	→
Quarter ending December 2018	6,140	→
Variance since December 2017	(2.8%)	↓



ACTIVITY



Month	Adjusted Scheduled Activity (UDA)	
	2018	2019
April	950	1,248
May	2,474	3,055
June	3,597	4,165
July	5,512	5,924
August	6,780	7,908
September	8,625	9,292
October	10,844	11,100
November	12,623	12,980
December	14,070	14,101
January	15,512	
February	17,316	
March	18,788	
April	19,144	
May	19,146	
June	19,146	

QUALITY

	Quantity	Base Number	Contract	AT	Region	England
% of FP17s for the same patient ID Re-attending within 3 months - Children	300	2,591	11.6%	10.2%	12.3%	11.8%
% of FP17s for the same patient ID Re-attending within 3 months - Adults	674	4,725	14.3%	13.7%	15.8%	15.6%
% of FP17s for the same patient ID Re-attending between 3 & 9 months - Children	1,629	2,591	62.9%	61.5%	60.1%	58.8%
% of FP17s for the same patient ID Re-attending between 3 & 9 months - Adults	2,846	4,725	60.2%	55.3%	53.3%	51.0%
% of FP17s for Band 1 Urgent Courses	453	6,912	6.6%	7.9%	9.0%	9.0%
% of FP17s Relating to Free Repair or Replacements	26	6,912	0.4%	0.9%	1.0%	0.8%
% of FP17s Relating to Continuations	16	6,912	0.2%	0.9%	1.0%	0.9%
% of Patients satisfied with the dentistry they have received	7	7	N/A	91.5%	93.8%	93.2%
% of Patients satisfied with the time they had to wait for an appointment	5	7	N/A	86.9%	89.4%	88.3%

* This is based on patients treated on this contract for their most recent course of treatment. Figures in italics indicate the base number of FP17s or Patient Questionnaire responses are less than 100. N/A is shown where the base number of responses is less than 10 during the period. % is calculated as Quantity/Base number*100

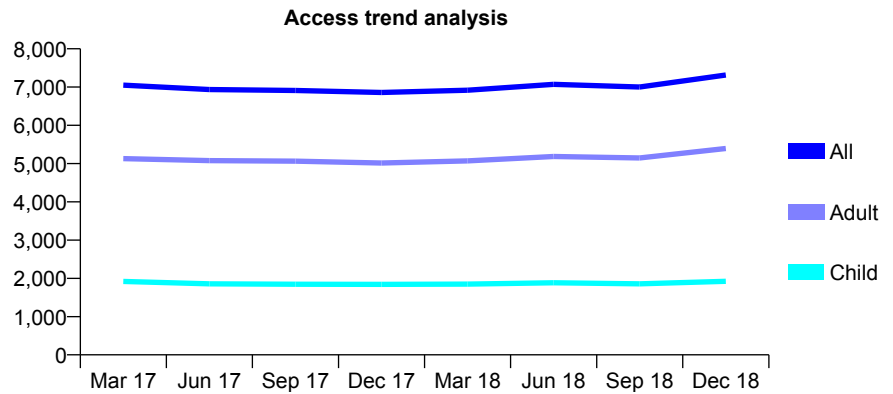
Q52 - Vital Signs At a Glance Contract Report for 131105/0001 - December 2018

Name or company name	Stable Court Dental Surgery Limited
Contract type name	GDS Contract
Purpose of contract	General
Contract start date	12/11/2012
Contract end date	

18/19 Contracted general activity (UDA)	18,488
Carry forward general activity (UDA)	0
18/19 Contracted orthodontic activity (UOA)	0
Carry forward orthodontic activity (UOA)	0
Baseline contract value	£656,471.29

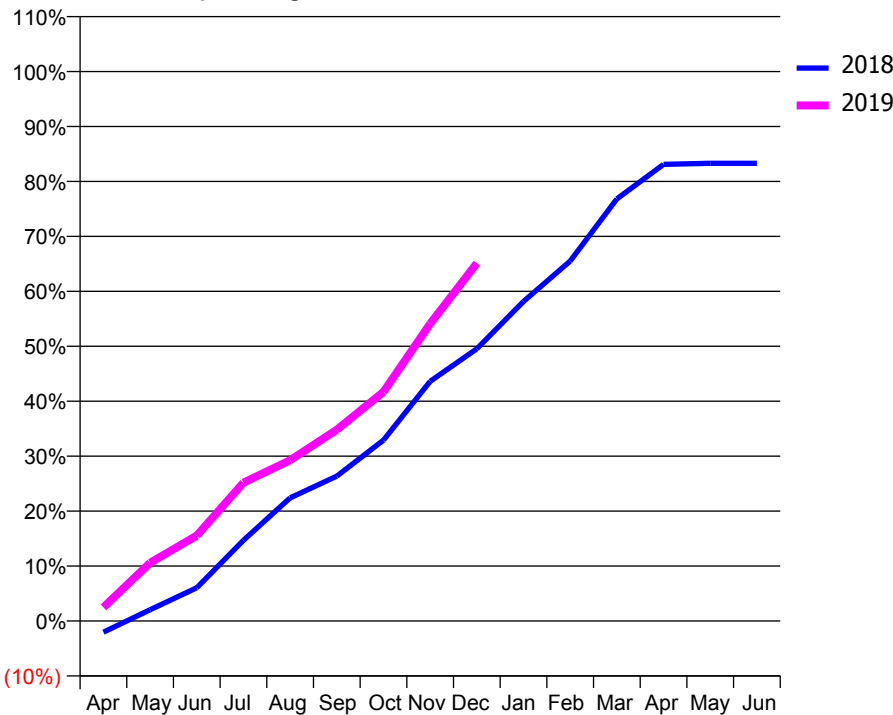
ACCESS*

Patients seen in 24 months	Total	Change since previous quarter
Quarter ending December 2017	6,858	
Quarter ending March 2018	6,918	→
Quarter ending June 2018	7,070	↑
Quarter ending September 2018	7,003	→
Quarter ending December 2018	7,315	↑
Variance since December 2017	6.7%	↑



ACTIVITY

Cumulative percentage of contracted UDA delivered 2018 & 2019



Month	Adjusted Scheduled Activity (UDA)	
	2018	2019
April	-381	462
May	381	1,958
June	1,118	2,872
July	2,717	4,653
August	4,144	5,407
September	4,875	6,436
October	6,087	7,711
November	8,067	10,004
December	9,159	12,039
January	10,752	
February	12,111	
March	14,200	
April	15,362	
May	15,398	
June	15,401	

QUALITY

	Quantity	Base Number	Contract	AT	Region	England
% of FP17s for the same patient ID Re-attending within 3 months - Children	222	2,504	8.9%	10.2%	12.3%	11.8%
% of FP17s for the same patient ID Re-attending within 3 months - Adults	950	6,538	14.5%	13.7%	15.8%	15.6%
% of FP17s for the same patient ID Re-attending between 3 & 9 months - Children	1,638	2,504	65.4%	61.5%	60.1%	58.8%
% of FP17s for the same patient ID Re-attending between 3 & 9 months - Adults	3,912	6,538	59.8%	55.3%	53.3%	51.0%
% of FP17s for Band 1 Urgent Courses	653	7,689	8.5%	7.9%	9.0%	9.0%
% of FP17s Relating to Free Repair or Replacements	31	7,689	0.4%	0.9%	1.0%	0.8%
% of FP17s Relating to Continuations	23	7,689	0.3%	0.9%	1.0%	0.9%
% of Patients satisfied with the dentistry they have received	1	2	N/A	91.5%	93.8%	93.2%
% of Patients satisfied with the time they had to wait for an appointment	2	2	N/A	86.9%	89.4%	88.3%

* This is based on patients treated on this contract for their most recent course of treatment. Figures in italics indicate the base number of FP17s or Patient Questionnaire responses are less than 100. N/A is shown where the base number of responses is less than 10 during the period. % is calculated as Quantity/Base number*100

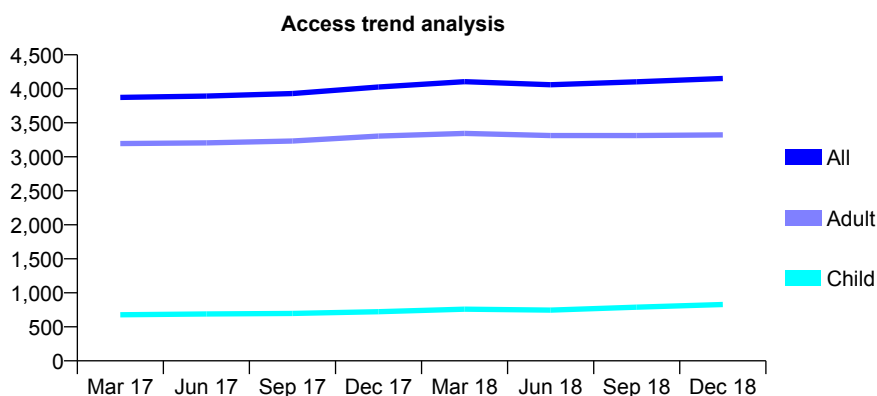
Q52 - Vital Signs At a Glance Contract Report for 131687/0001 - December 2018

Name or company name	Ellis Dental Practice Limited
Contract type name	GDS Contract
Purpose of contract	General
Contract start date	07/04/2010
Contract end date	

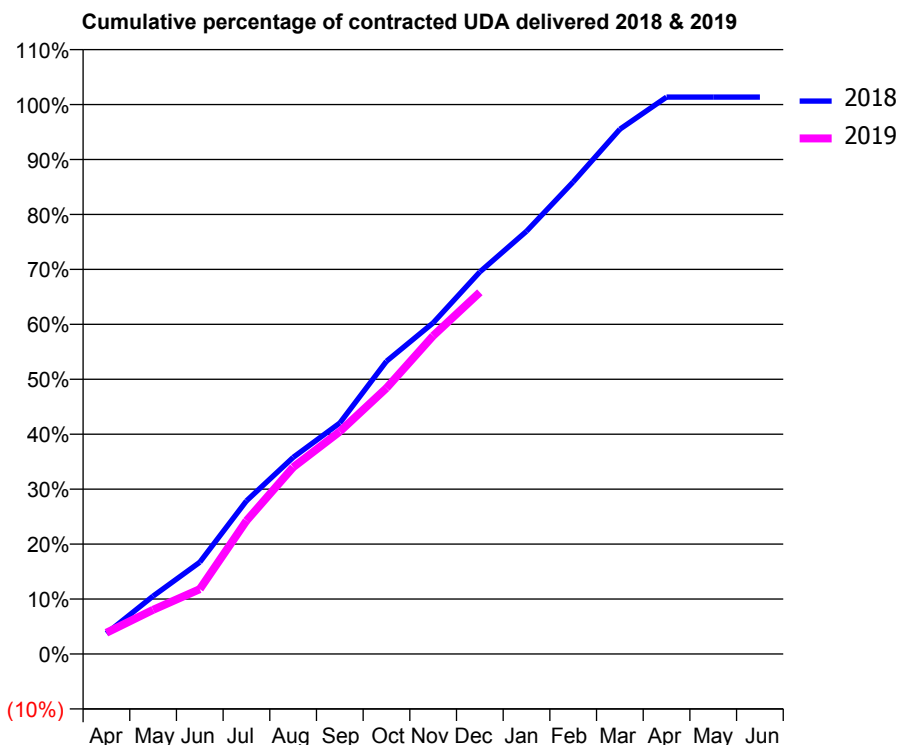
18/19 Contracted general activity (UDA)	12,327
Carry forward general activity (UDA)	-167
18/19 Contracted orthodontic activity (UOA)	0
Carry forward orthodontic activity (UOA)	0
Baseline contract value	£371,936.83

ACCESS*

Patients seen in 24 months	Total	Change since previous quarter
Quarter ending December 2017	4,027	
Quarter ending March 2018	4,104	→
Quarter ending June 2018	4,059	↓
Quarter ending September 2018	4,102	→
Quarter ending December 2018	4,151	→
Variance since December 2017	3.1%	↑



ACTIVITY



Month	Adjusted Scheduled Activity (UDA)	
	2018	2019
April	463	478
May	1,301	992
June	2,058	1,456
July	3,437	2,991
August	4,410	4,189
September	5,182	4,991
October	6,568	5,965
November	7,429	7,140
December	8,571	8,113
January	9,485	
February	10,590	
March	11,773	
April	12,493	
May	12,493	
June	12,494	

QUALITY

	Quantity	Base Number	Contract	AT	Region	England
% of FP17s for the same patient ID Re-attending within 3 months - Children	53	951	5.6%	10.2%	12.3%	11.8%
% of FP17s for the same patient ID Re-attending within 3 months - Adults	559	3,740	14.9%	13.7%	15.8%	15.6%
% of FP17s for the same patient ID Re-attending between 3 & 9 months - Children	588	951	61.8%	61.5%	60.1%	58.8%
% of FP17s for the same patient ID Re-attending between 3 & 9 months - Adults	2,140	3,740	57.2%	55.3%	53.3%	51.0%
% of FP17s for Band 1 Urgent Courses	277	4,363	6.3%	7.9%	9.0%	9.0%
% of FP17s Relating to Free Repair or Replacements	50	4,363	1.1%	0.9%	1.0%	0.8%
% of FP17s Relating to Continuations	94	4,363	2.2%	0.9%	1.0%	0.9%
% of Patients satisfied with the dentistry they have received	2	2	N/A	91.5%	93.8%	93.2%
% of Patients satisfied with the time they had to wait for an appointment	2	2	N/A	86.9%	89.4%	88.3%

* This is based on patients treated on this contract for their most recent course of treatment. Figures in italics indicate the base number of FP17s or Patient Questionnaire responses are less than 100. N/A is shown where the base number of responses is less than 10 during the period. % is calculated as Quantity/Base number*100

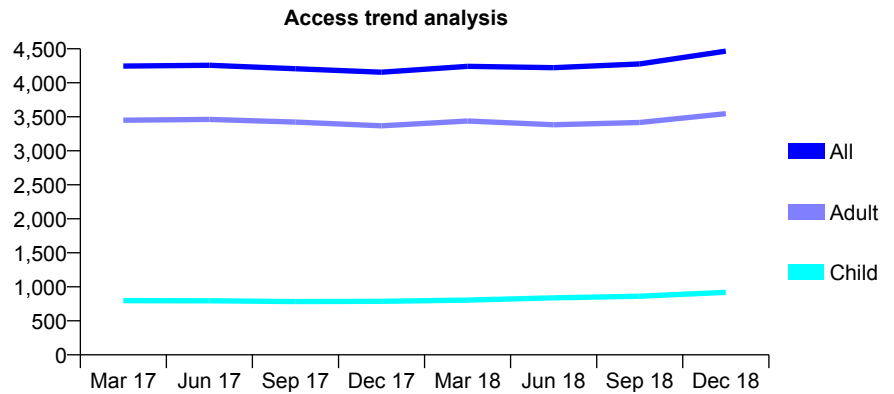
Q52 - Vital Signs At a Glance Contract Report for 132926/0001 - December 2018

Name or company name	The Leeds Dental Team Limited
Contract type name	GDS Contract
Purpose of contract	General
Contract start date	01/12/2007
Contract end date	

18/19 Contracted general activity (UDA)	11,617
Carry forward general activity (UDA)	-147
18/19 Contracted orthodontic activity (UOA)	0
Carry forward orthodontic activity (UOA)	0
Baseline contract value	£347,650.22

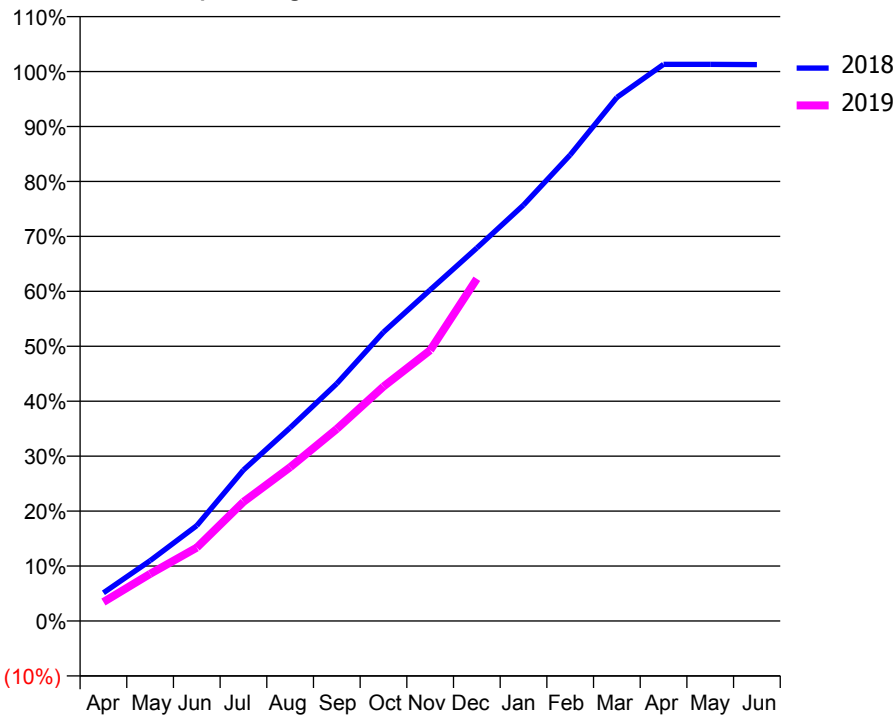
ACCESS*

Patients seen in 24 months	Total	Change since previous quarter
Quarter ending December 2017	4,156	
Quarter ending March 2018	4,242	↑
Quarter ending June 2018	4,222	→
Quarter ending September 2018	4,278	→
Quarter ending December 2018	4,466	↑
Variance since December 2017	7.5%	↑



ACTIVITY

Cumulative percentage of contracted UDA delivered 2018 & 2019



Month	Adjusted Scheduled Activity (UDA)	
	2018	2019
April	596	401
May	1,276	996
June	2,016	1,551
July	3,194	2,518
August	4,086	3,251
September	5,020	4,060
October	6,106	4,957
November	7,001	5,725
December	7,885	7,235
January	8,795	
February	9,855	
March	11,069	
April	11,767	
May	11,767	
June	11,764	

QUALITY

	Quantity	Base Number	Contract	AT	Region	England
% of FP17s for the same patient ID Re-attending within 3 months - Children	79	1,126	7.0%	10.2%	12.3%	11.8%
% of FP17s for the same patient ID Re-attending within 3 months - Adults	738	3,418	21.6%	13.7%	15.8%	15.6%
% of FP17s for the same patient ID Re-attending between 3 & 9 months - Children	686	1,126	60.9%	61.5%	60.1%	58.8%
% of FP17s for the same patient ID Re-attending between 3 & 9 months - Adults	1,524	3,418	44.6%	55.3%	53.3%	51.0%
% of FP17s for Band 1 Urgent Courses	402	3,792	10.6%	7.9%	9.0%	9.0%
% of FP17s Relating to Free Repair or Replacements	34	3,792	0.9%	0.9%	1.0%	0.8%
% of FP17s Relating to Continuations	31	3,792	0.8%	0.9%	1.0%	0.9%
% of Patients satisfied with the dentistry they have received	2	3	N/A	91.5%	93.8%	93.2%
% of Patients satisfied with the time they had to wait for an appointment	2	3	N/A	86.9%	89.4%	88.3%

* This is based on patients treated on this contract for their most recent course of treatment. Figures in italics indicate the base number of FP17s or Patient Questionnaire responses are less than 100. N/A is shown where the base number of responses is less than 10 during the period. % is calculated as Quantity/Base number*100

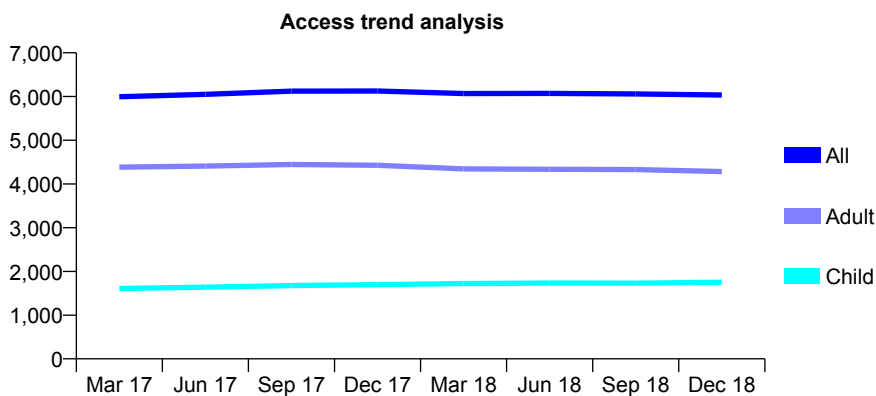
Q52 - Vital Signs At a Glance Contract Report for 133981/0001 - December 2018

Name or company name	Farsley Dental Practice Limited
Contract type name	GDS Contract
Purpose of contract	General
Contract start date	01/04/2008
Contract end date	

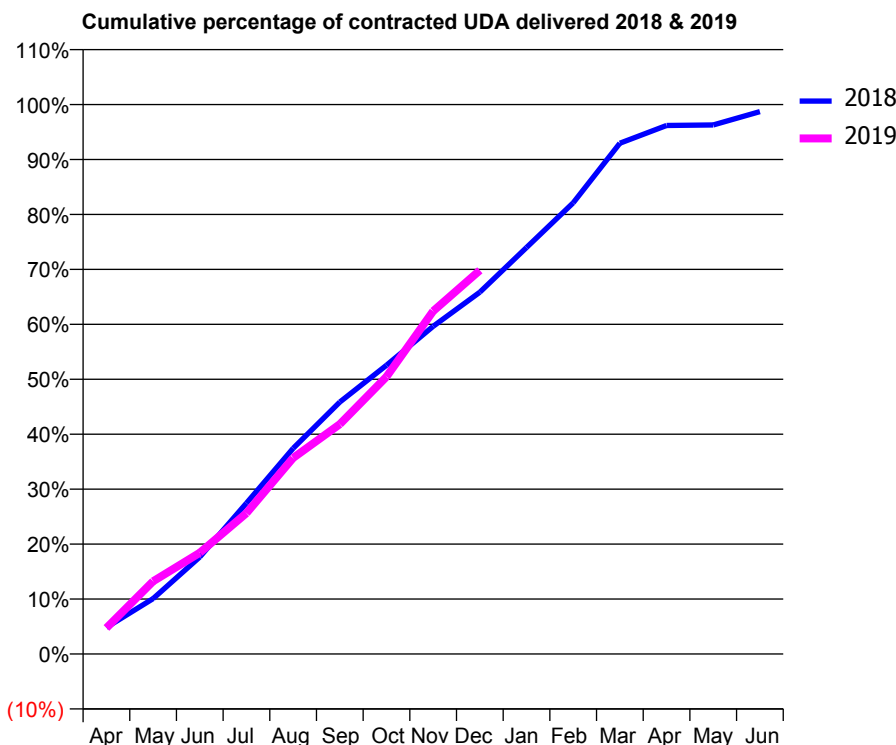
18/19 Contracted general activity (UDA)	17,651
Carry forward general activity (UDA)	227
18/19 Contracted orthodontic activity (UOA)	0
Carry forward orthodontic activity (UOA)	0
Baseline contract value	£547,278.65

ACCESS*

Patients seen in 24 months	Total	Change since previous quarter
Quarter ending December 2017	6,126	
Quarter ending March 2018	6,068	→
Quarter ending June 2018	6,072	→
Quarter ending September 2018	6,060	→
Quarter ending December 2018	6,034	→
Variance since December 2017	(1.5%)	↓



ACTIVITY



Month	Adjusted Scheduled Activity (UDA)	
	2018	2019
April	853	837
May	1,779	2,336
June	3,118	3,253
July	4,847	4,526
August	6,609	6,299
September	8,092	7,384
October	9,276	8,907
November	10,528	11,015
December	11,622	12,324
January	13,056	
February	14,491	
March	16,408	
April	16,978	
May	16,995	
June	17,424	

QUALITY

	Quantity	Base Number	Contract	AT	Region	England
% of FP17s for the same patient ID Re-attending within 3 months - Children	128	2,052	6.2%	10.2%	12.3%	11.8%
% of FP17s for the same patient ID Re-attending within 3 months - Adults	597	5,127	11.6%	13.7%	15.8%	15.6%
% of FP17s for the same patient ID Re-attending between 3 & 9 months - Children	1,295	2,052	63.1%	61.5%	60.1%	58.8%
% of FP17s for the same patient ID Re-attending between 3 & 9 months - Adults	3,351	5,127	65.4%	55.3%	53.3%	51.0%
% of FP17s for Band 1 Urgent Courses	465	6,595	7.1%	7.9%	9.0%	9.0%
% of FP17s Relating to Free Repair or Replacements	40	6,595	0.6%	0.9%	1.0%	0.8%
% of FP17s Relating to Continuations	12	6,595	0.2%	0.9%	1.0%	0.9%
% of Patients satisfied with the dentistry they have received	4	5	N/A	91.5%	93.8%	93.2%
% of Patients satisfied with the time they had to wait for an appointment	4	5	N/A	86.9%	89.4%	88.3%

* This is based on patients treated on this contract for their most recent course of treatment. Figures in italics indicate the base number of FP17s or Patient Questionnaire responses are less than 100. N/A is shown where the base number of responses is less than 10 during the period. % is calculated as Quantity/Base number*100

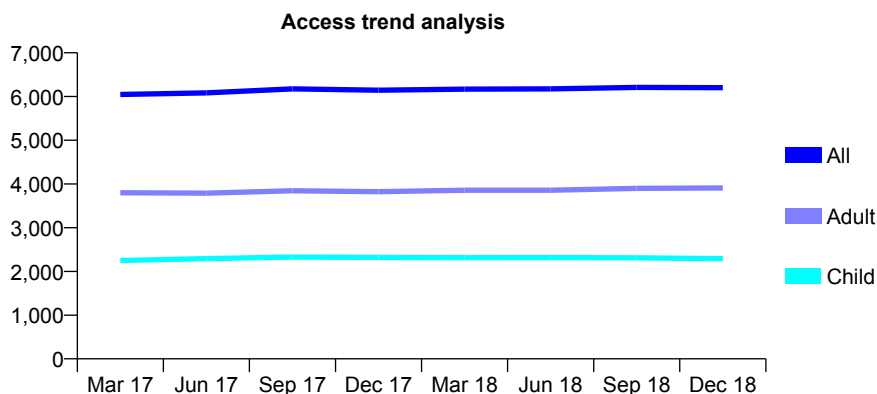
Q52 - Vital Signs At a Glance Contract Report for 135658/0001 - December 2018

Name or company name	Fartown Limited
Contract type name	GDS Contract
Purpose of contract	General
Contract start date	01/05/2013
Contract end date	

18/19 Contracted general activity (UDA)	21,000
Carry forward general activity (UDA)	551
18/19 Contracted orthodontic activity (UOA)	0
Carry forward orthodontic activity (UOA)	0
Baseline contract value	£598,183.93

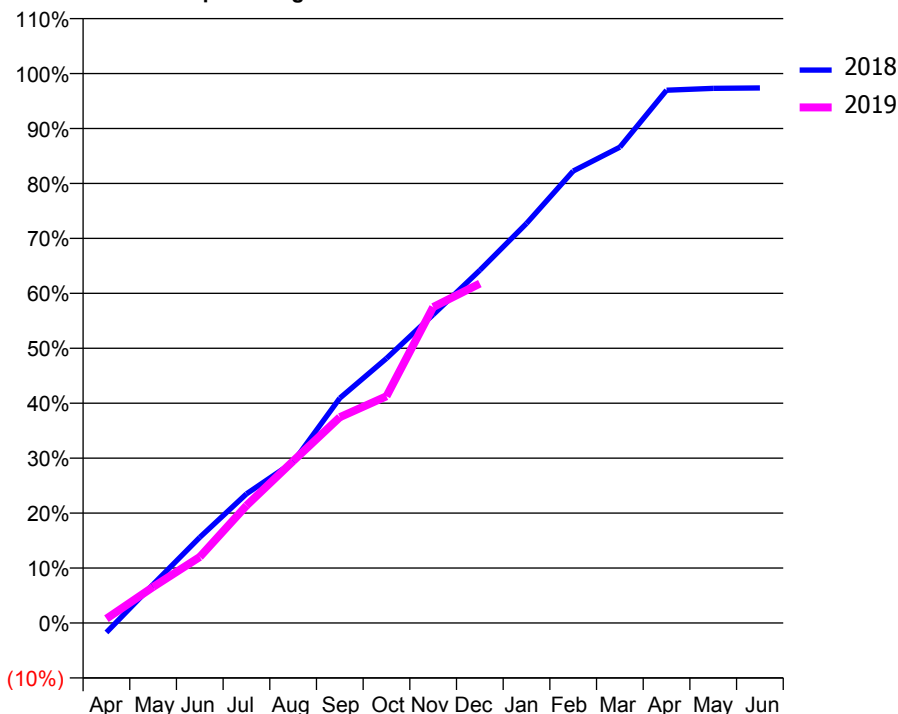
ACCESS*

Patients seen in 24 months	Total	Change since previous quarter
Quarter ending December 2017	6,143	
Quarter ending March 2018	6,170	→
Quarter ending June 2018	6,174	→
Quarter ending September 2018	6,210	→
Quarter ending December 2018	6,203	→
Variance since December 2017	1.0%	→



ACTIVITY

Cumulative percentage of contracted UDA delivered 2018 & 2019



Month	Adjusted Scheduled Activity (UDA)	
	2018	2019
April	-367	164
May	1,477	1,381
June	3,275	2,524
July	4,938	4,485
August	6,150	6,187
September	8,592	7,868
October	10,115	8,667
November	11,783	12,078
December	13,481	12,974
January	15,273	
February	17,275	
March	18,188	
April	20,363	
May	20,430	
June	20,449	

QUALITY

	Quantity	Base Number	Contract	AT	Region	England
% of FP17s for the same patient ID Re-attending within 3 months - Children	200	2,628	7.6%	10.2%	12.3%	11.8%
% of FP17s for the same patient ID Re-attending within 3 months - Adults	972	4,549	21.4%	13.7%	15.8%	15.6%
% of FP17s for the same patient ID Re-attending between 3 & 9 months - Children	1,443	2,628	54.9%	61.5%	60.1%	58.8%
% of FP17s for the same patient ID Re-attending between 3 & 9 months - Adults	2,205	4,549	48.5%	55.3%	53.3%	51.0%
% of FP17s for Band 1 Urgent Courses	844	6,196	13.6%	7.9%	9.0%	9.0%
% of FP17s Relating to Free Repair or Replacements	15	6,196	0.2%	0.9%	1.0%	0.8%
% of FP17s Relating to Continuations	24	6,196	0.4%	0.9%	1.0%	0.9%
% of Patients satisfied with the dentistry they have received	2	2	N/A	91.5%	93.8%	93.2%
% of Patients satisfied with the time they had to wait for an appointment	2	2	N/A	86.9%	89.4%	88.3%

* This is based on patients treated on this contract for their most recent course of treatment. Figures in italics indicate the base number of FP17s or Patient Questionnaire responses are less than 100. N/A is shown where the base number of responses is less than 10 during the period. % is calculated as Quantity/Base number*100

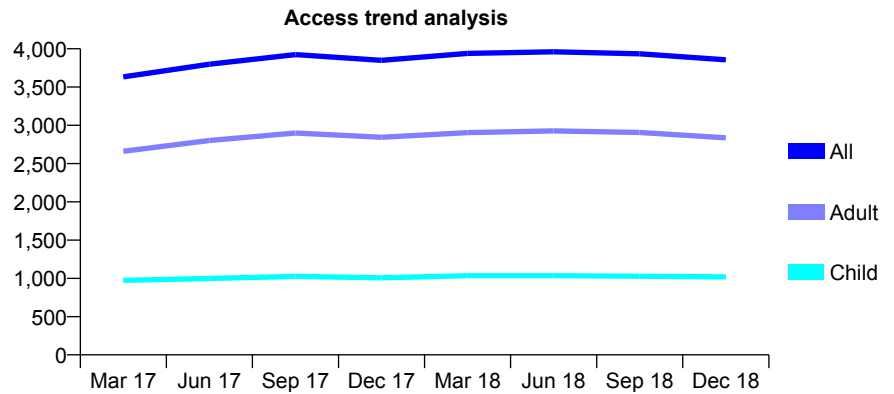
Q52 - Vital Signs At a Glance Contract Report for 138401/0001 - December 2018

Name or company name	Beechwood Dental Practice Ltd
Contract type name	GDS Contract
Purpose of contract	General
Contract start date	01/01/2011
Contract end date	

18/19 Contracted general activity (UDA)	12,770
Carry forward general activity (UDA)	0
18/19 Contracted orthodontic activity (UOA)	0
Carry forward orthodontic activity (UOA)	0
Baseline contract value	£385,623.82

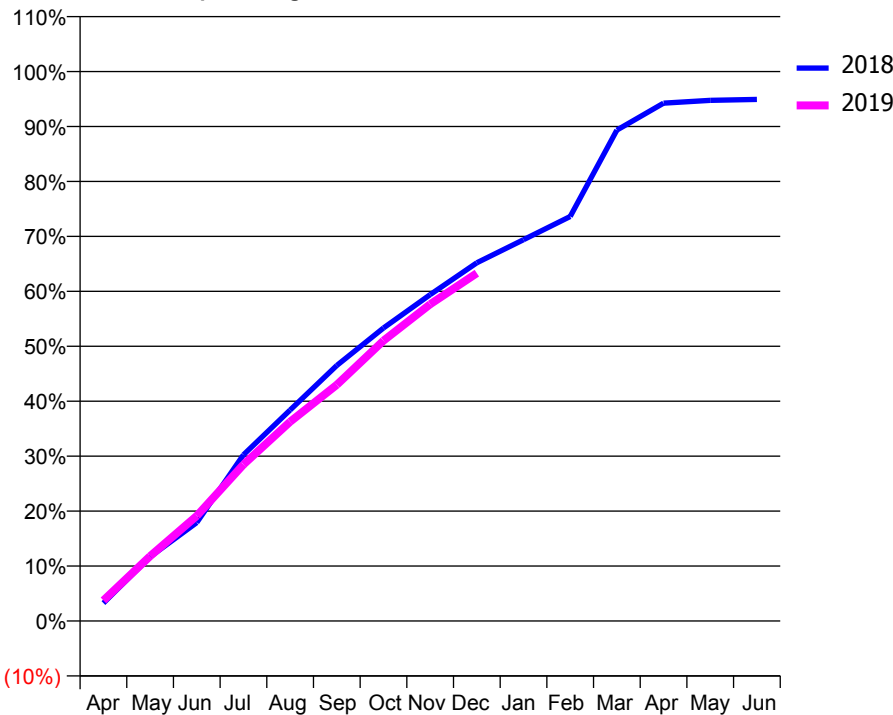
ACCESS*

Patients seen in 24 months	Total	Change since previous quarter
Quarter ending December 2017	3,850	
Quarter ending March 2018	3,939	↑
Quarter ending June 2018	3,961	→
Quarter ending September 2018	3,934	→
Quarter ending December 2018	3,856	↓
Variance since December 2017	0.2%	→



ACTIVITY

Cumulative percentage of contracted UDA delivered 2018 & 2019



Month	Adjusted Scheduled Activity (UDA)	
	2018	2019
April	417	479
May	1,494	1,509
June	2,289	2,442
July	3,861	3,638
August	4,904	4,632
September	5,939	5,488
October	6,810	6,515
November	7,585	7,360
December	8,324	8,084
January	8,861	
February	9,400	
March	11,409	
April	12,034	
May	12,100	
June	12,121	

QUALITY

	Quantity	Base Number	Contract	AT	Region	England
% of FP17s for the same patient ID Re-attending within 3 months - Children	103	914	11.3%	10.2%	12.3%	11.8%
% of FP17s for the same patient ID Re-attending within 3 months - Adults	670	2,578	26.0%	13.7%	15.8%	15.6%
% of FP17s for the same patient ID Re-attending between 3 & 9 months - Children	388	914	42.5%	61.5%	60.1%	58.8%
% of FP17s for the same patient ID Re-attending between 3 & 9 months - Adults	905	2,578	35.1%	55.3%	53.3%	51.0%
% of FP17s for Band 1 Urgent Courses	440	3,268	13.5%	7.9%	9.0%	9.0%
% of FP17s Relating to Free Repair or Replacements	172	3,268	5.3%	0.9%	1.0%	0.8%
% of FP17s Relating to Continuations	43	3,268	1.3%	0.9%	1.0%	0.9%
% of Patients satisfied with the dentistry they have received	1	1	N/A	91.5%	93.8%	93.2%
% of Patients satisfied with the time they had to wait for an appointment	1	1	N/A	86.9%	89.4%	88.3%

* This is based on patients treated on this contract for their most recent course of treatment. Figures in italics indicate the base number of FP17s or Patient Questionnaire responses are less than 100. N/A is shown where the base number of responses is less than 10 during the period. % is calculated as Quantity/Base number*100

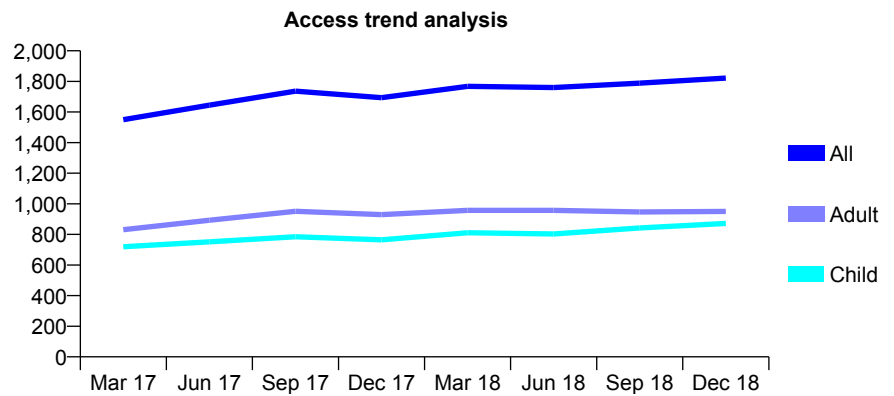
Q52 - Vital Signs At a Glance Contract Report for 138509/0002 - December 2018

Name or company name	Marlborough Road Dental Practice
Contract type name	GDS Contract
Purpose of contract	General
Contract start date	07/09/2010
Contract end date	

18/19 Contracted general activity (UDA)	6,000
Carry forward general activity (UDA)	0
18/19 Contracted orthodontic activity (UOA)	0
Carry forward orthodontic activity (UOA)	0
Baseline contract value	£176,568.57

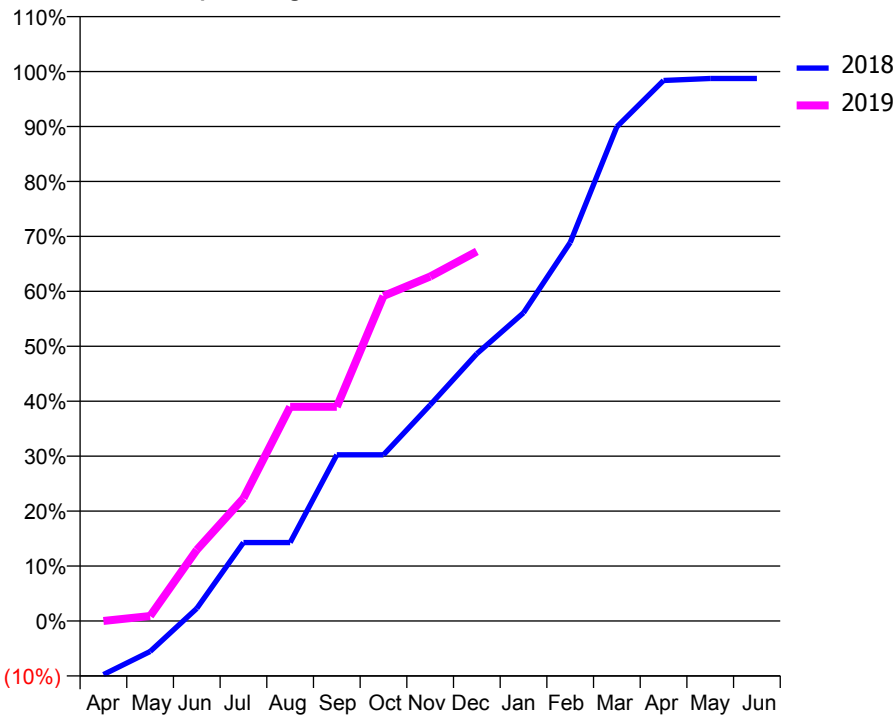
ACCESS*

Patients seen in 24 months	Total	Change since previous quarter
Quarter ending December 2017	1,694	
Quarter ending March 2018	1,768	↑
Quarter ending June 2018	1,760	→
Quarter ending September 2018	1,789	→
Quarter ending December 2018	1,822	→
Variance since December 2017	7.6%	↑



ACTIVITY

Cumulative percentage of contracted UDA delivered 2018 & 2019



Month	Adjusted Scheduled Activity (UDA)	
	2018	2019
April	-663	0
May	-378	55
June	155	777
July	968	1,340
August	968	2,339
September	2,051	2,339
October	2,051	3,549
November	2,666	3,762
December	3,298	4,035
January	3,804	
February	4,671	
March	6,100	
April	6,670	
May	6,695	
June	6,695	

QUALITY

	Quantity	Base Number	Contract	AT	Region	England
% of FP17s for the same patient ID Re-attending within 3 months - Children	105	1,303	8.1%	10.2%	12.3%	11.8%
% of FP17s for the same patient ID Re-attending within 3 months - Adults	118	911	13.0%	13.7%	15.8%	15.6%
% of FP17s for the same patient ID Re-attending between 3 & 9 months - Children	955	1,303	73.3%	61.5%	60.1%	58.8%
% of FP17s for the same patient ID Re-attending between 3 & 9 months - Adults	672	911	73.8%	55.3%	53.3%	51.0%
% of FP17s for Band 1 Urgent Courses	124	1,938	6.4%	7.9%	9.0%	9.0%
% of FP17s Relating to Free Repair or Replacements	7	1,938	0.4%	0.9%	1.0%	0.8%
% of FP17s Relating to Continuations	15	1,938	0.8%	0.9%	1.0%	0.9%
% of Patients satisfied with the dentistry they have received	0	0	N/A	91.5%	93.8%	93.2%
% of Patients satisfied with the time they had to wait for an appointment	0	0	N/A	86.9%	89.4%	88.3%

* This is based on patients treated on this contract for their most recent course of treatment. Figures in italics indicate the base number of FP17s or Patient Questionnaire responses are less than 100. N/A is shown where the base number of responses is less than 10 during the period. % is calculated as Quantity/Base number*100

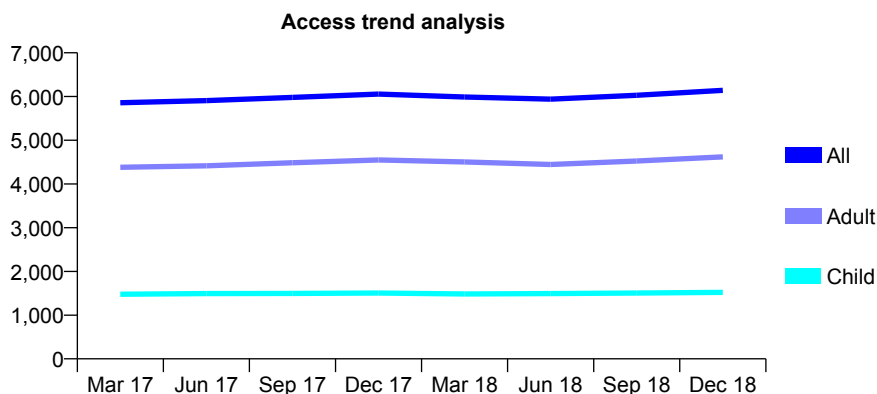
Q52 - Vital Signs At a Glance Contract Report for 138924/0001 - December 2018

Name or company name	Clayton Dental Practice Ltd
Contract type name	PDS Contract
Purpose of contract	General
Contract start date	01/01/2012
Contract end date	31/12/2021

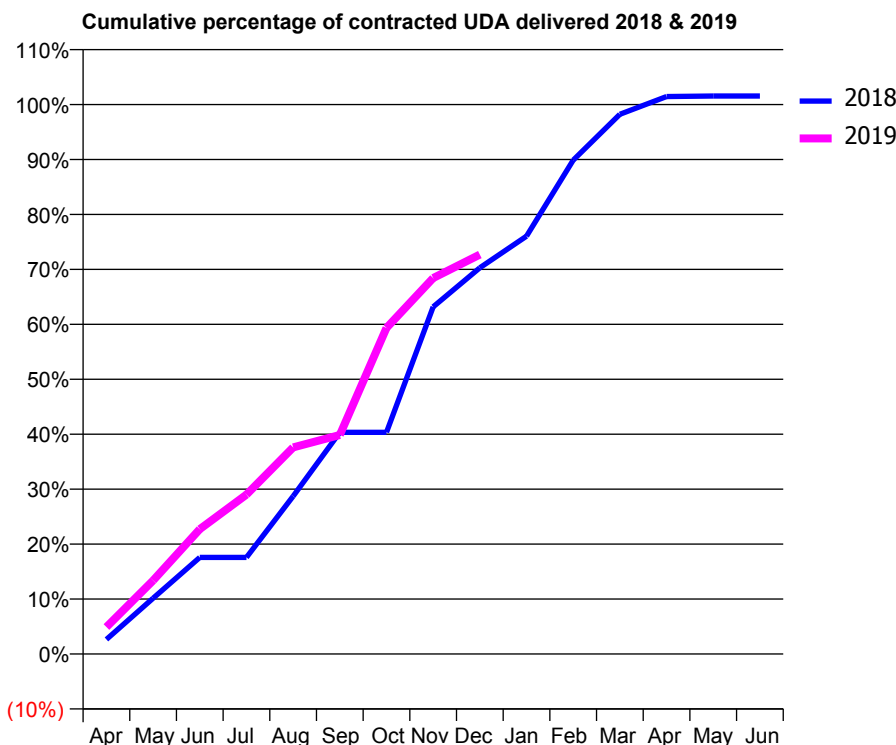
18/19 Contracted general activity (UDA)	15,103
Carry forward general activity (UDA)	-233
18/19 Contracted orthodontic activity (UOA)	0
Carry forward orthodontic activity (UOA)	0
Baseline contract value	£484,611.18

ACCESS*

Patients seen in 24 months	Total	Change since previous quarter
Quarter ending December 2017	6,056	
Quarter ending March 2018	5,988	↓
Quarter ending June 2018	5,940	→
Quarter ending September 2018	6,029	→
Quarter ending December 2018	6,140	→
Variance since December 2017	1.4%	→



ACTIVITY



Month	Adjusted Scheduled Activity (UDA)	
	2018	2019
April	402	743
May	1,534	2,021
June	2,656	3,433
July	2,656	4,380
August	4,338	5,680
September	6,092	6,022
October	6,092	8,964
November	9,542	10,333
December	10,615	10,978
January	11,486	
February	13,573	
March	14,835	
April	15,321	
May	15,337	
June	15,336	

QUALITY

	Quantity	Base Number	Contract	AT	Region	England
% of FP17s for the same patient ID Re-attending within 3 months - Children	129	1,593	8.1%	10.2%	12.3%	11.8%
% of FP17s for the same patient ID Re-attending within 3 months - Adults	489	4,018	12.2%	13.7%	15.8%	15.6%
% of FP17s for the same patient ID Re-attending between 3 & 9 months - Children	877	1,593	55.1%	61.5%	60.1%	58.8%
% of FP17s for the same patient ID Re-attending between 3 & 9 months - Adults	1,758	4,018	43.8%	55.3%	53.3%	51.0%
% of FP17s for Band 1 Urgent Courses	201	5,364	3.7%	7.9%	9.0%	9.0%
% of FP17s Relating to Free Repair or Replacements	89	5,364	1.7%	0.9%	1.0%	0.8%
% of FP17s Relating to Continuations	32	5,364	0.6%	0.9%	1.0%	0.9%
% of Patients satisfied with the dentistry they have received	2	2	N/A	91.5%	93.8%	93.2%
% of Patients satisfied with the time they had to wait for an appointment	2	2	N/A	86.9%	89.4%	88.3%

* This is based on patients treated on this contract for their most recent course of treatment. Figures in italics indicate the base number of FP17s or Patient Questionnaire responses are less than 100. N/A is shown where the base number of responses is less than 10 during the period. % is calculated as Quantity/Base number*100

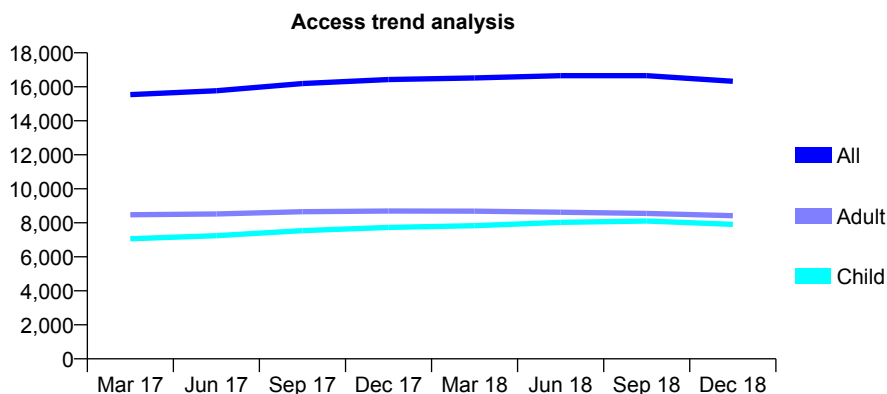
Q52 - Vital Signs At a Glance Contract Report for 139599/0001 - December 2018

Name or company name	Allerton Dental Limited
Contract type name	GDS Contract
Purpose of contract	General
Contract start date	01/08/2014
Contract end date	

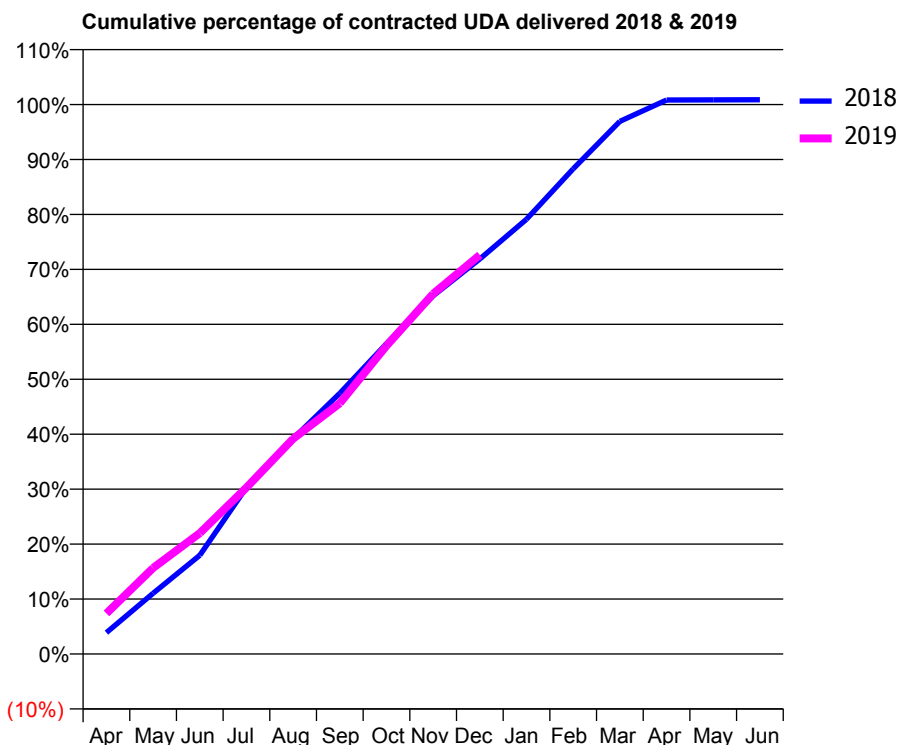
18/19 Contracted general activity (UDA)	43,917
Carry forward general activity (UDA)	-589
18/19 Contracted orthodontic activity (UOA)	0
Carry forward orthodontic activity (UOA)	0
Baseline contract value	£1,192,683.71

ACCESS*

Patients seen in 24 months	Total	Change since previous quarter
Quarter ending December 2017	16,427	
Quarter ending March 2018	16,519	→
Quarter ending June 2018	16,653	→
Quarter ending September 2018	16,656	→
Quarter ending December 2018	16,327	↓
Variance since December 2017	(0.6%)	→



ACTIVITY



Month	Adjusted Scheduled Activity (UDA)	
	2018	2019
April	1,733	3,246
May	4,921	6,876
June	8,002	9,662
July	13,505	13,302
August	17,456	17,206
September	21,131	20,043
October	25,156	24,636
November	29,034	28,788
December	32,011	31,895
January	35,239	
February	39,318	
March	43,171	
April	44,898	
May	44,909	
June	44,914	

QUALITY

	Quantity	Base Number	Contract	AT	Region	England
% of FP17s for the same patient ID Re-attending within 3 months - Children	751	9,071	8.3%	10.2%	12.3%	11.8%
% of FP17s for the same patient ID Re-attending within 3 months - Adults	944	8,503	11.1%	13.7%	15.8%	15.6%
% of FP17s for the same patient ID Re-attending between 3 & 9 months - Children	5,406	9,071	59.6%	61.5%	60.1%	58.8%
% of FP17s for the same patient ID Re-attending between 3 & 9 months - Adults	5,456	8,503	64.2%	55.3%	53.3%	51.0%
% of FP17s for Band 1 Urgent Courses	935	16,691	5.6%	7.9%	9.0%	9.0%
% of FP17s Relating to Free Repair or Replacements	86	16,691	0.5%	0.9%	1.0%	0.8%
% of FP17s Relating to Continuations	44	16,691	0.3%	0.9%	1.0%	0.9%
% of Patients satisfied with the dentistry they have received	5	5	N/A	91.5%	93.8%	93.2%
% of Patients satisfied with the time they had to wait for an appointment	4	5	N/A	86.9%	89.4%	88.3%

* This is based on patients treated on this contract for their most recent course of treatment. Figures in italics indicate the base number of FP17s or Patient Questionnaire responses are less than 100. N/A is shown where the base number of responses is less than 10 during the period. % is calculated as Quantity/Base number*100

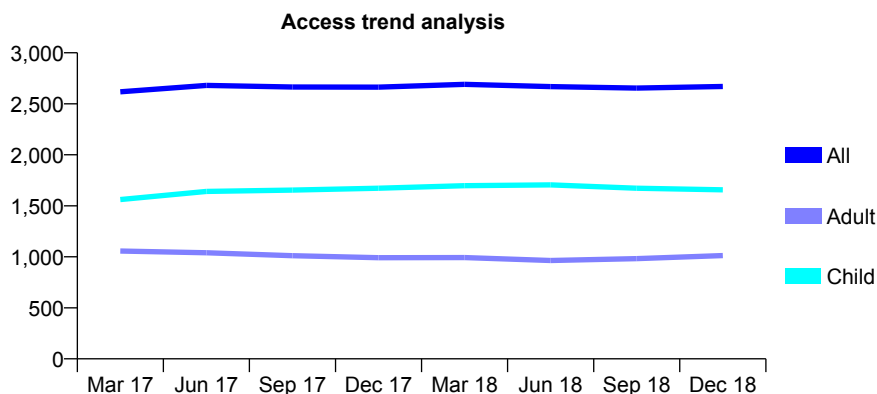
Q52 - Vital Signs At a Glance Contract Report for 140155/0001 - December 2018

Name or company name	S & S Care Limited
Contract type name	GDS Contract
Purpose of contract	General
Contract start date	01/11/2009
Contract end date	

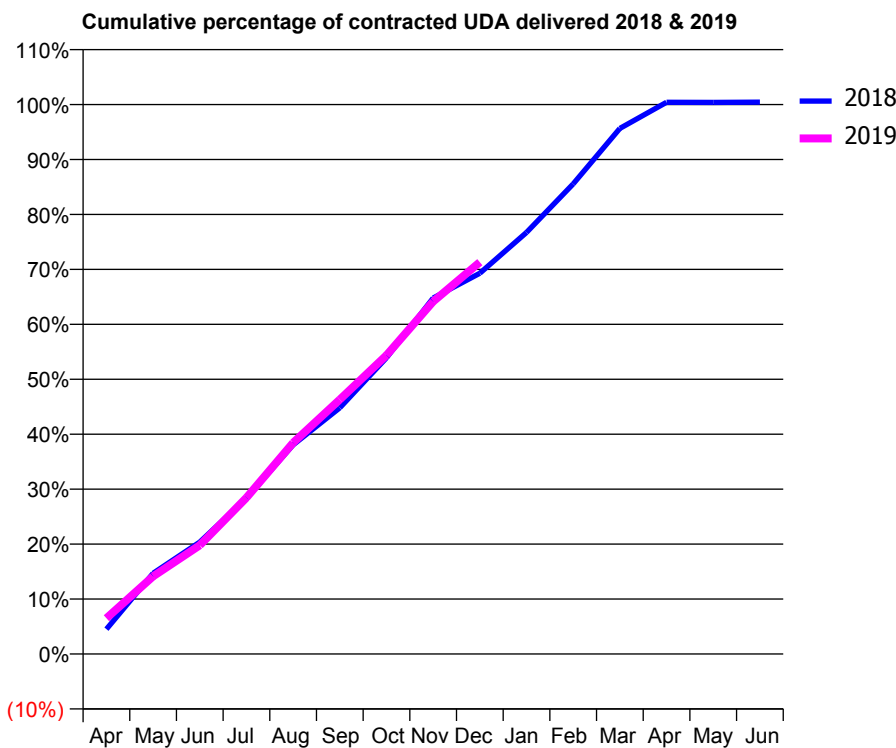
18/19 Contracted general activity (UDA)	6,546
Carry forward general activity (UDA)	-131
18/19 Contracted orthodontic activity (UOA)	0
Carry forward orthodontic activity (UOA)	0
Baseline contract value	£251,966.92

ACCESS*

Patients seen in 24 months	Total	Change since previous quarter
Quarter ending December 2017	2,663	
Quarter ending March 2018	2,691	→
Quarter ending June 2018	2,669	→
Quarter ending September 2018	2,654	→
Quarter ending December 2018	2,670	→
Variance since December 2017	0.3%	→



ACTIVITY



Month	Adjusted Scheduled Activity (UDA)	
	2018	2019
April	296	426
May	963	925
June	1,334	1,295
July	1,858	1,863
August	2,492	2,518
September	2,934	3,032
October	3,529	3,559
November	4,241	4,200
December	4,536	4,667
January	5,022	
February	5,600	
March	6,261	
April	6,572	
May	6,571	
June	6,574	

QUALITY

	Quantity	Base Number	Contract	AT	Region	England
% of FP17s for the same patient ID Re-attending within 3 months - Children	244	2,344	10.4%	10.2%	12.3%	11.8%
% of FP17s for the same patient ID Re-attending within 3 months - Adults	46	721	6.4%	13.7%	15.8%	15.6%
% of FP17s for the same patient ID Re-attending between 3 & 9 months - Children	1,655	2,344	70.6%	61.5%	60.1%	58.8%
% of FP17s for the same patient ID Re-attending between 3 & 9 months - Adults	425	721	58.9%	55.3%	53.3%	51.0%
% of FP17s for Band 1 Urgent Courses	101	2,876	3.5%	7.9%	9.0%	9.0%
% of FP17s Relating to Free Repair or Replacements	2	2,876	0.1%	0.9%	1.0%	0.8%
% of FP17s Relating to Continuations	0	2,876	0.0%	0.9%	1.0%	0.9%
% of Patients satisfied with the dentistry they have received	0	0	N/A	91.5%	93.8%	93.2%
% of Patients satisfied with the time they had to wait for an appointment	0	0	N/A	86.9%	89.4%	88.3%

* This is based on patients treated on this contract for their most recent course of treatment. Figures in italics indicate the base number of FP17s or Patient Questionnaire responses are less than 100. N/A is shown where the base number of responses is less than 10 during the period. % is calculated as Quantity/Base number*100

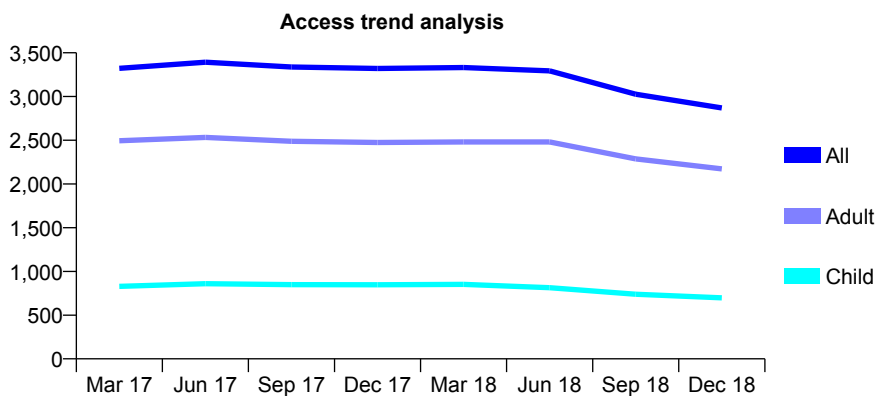
Q52 - Vital Signs At a Glance Contract Report for 140686/0001 - December 2018

Name or company name	C.J. Harker & Associates Ltd
Contract type name	GDS Contract
Purpose of contract	General
Contract start date	01/05/2008
Contract end date	

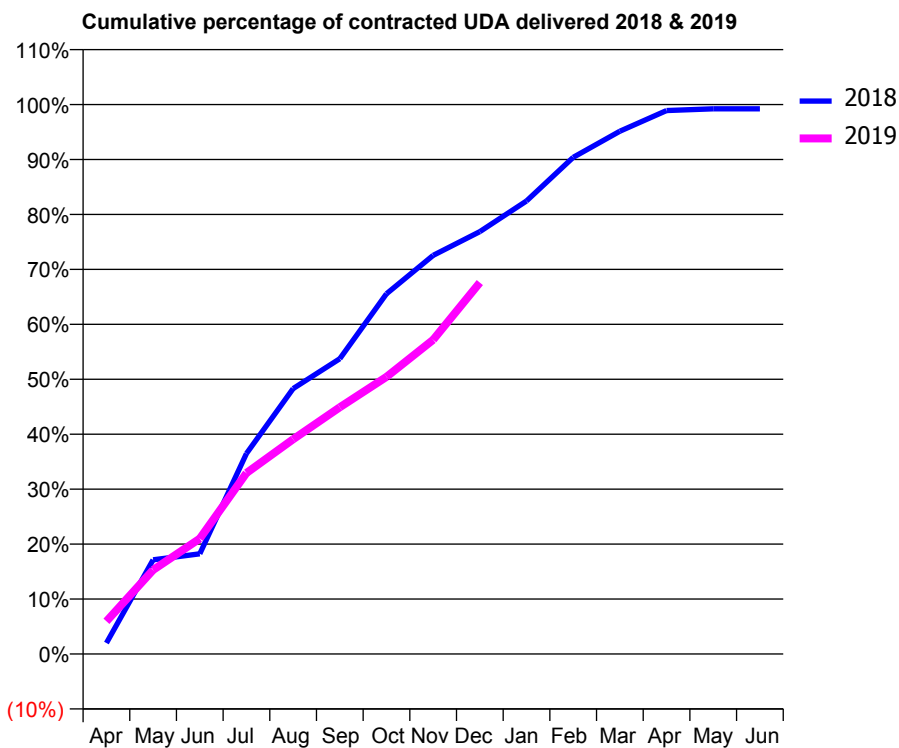
18/19 Contracted general activity (UDA)	7,582
Carry forward general activity (UDA)	60
18/19 Contracted orthodontic activity (UOA)	0
Carry forward orthodontic activity (UOA)	0
Baseline contract value	£193,471.13

ACCESS*

Patients seen in 24 months	Total	Change since previous quarter
Quarter ending December 2017	3,321	
Quarter ending March 2018	3,332	→
Quarter ending June 2018	3,294	↓
Quarter ending September 2018	3,026	↓
Quarter ending December 2018	2,869	↓
Variance since December 2017	(13.6%)	↓



ACTIVITY



Month	Adjusted Scheduled Activity (UDA)	
	2018	2019
April	152	452
May	1,300	1,160
June	1,382	1,592
July	2,767	2,497
August	3,663	2,963
September	4,075	3,404
October	4,970	3,823
November	5,500	4,336
December	5,828	5,126
January	6,252	
February	6,852	
March	7,213	
April	7,498	
May	7,522	
June	7,522	

QUALITY

	Quantity	Base Number	Contract	AT	Region	England
% of FP17s for the same patient ID Re-attending within 3 months - Children	45	830	5.4%	10.2%	12.3%	11.8%
% of FP17s for the same patient ID Re-attending within 3 months - Adults	175	2,251	7.8%	13.7%	15.8%	15.6%
% of FP17s for the same patient ID Re-attending between 3 & 9 months - Children	490	830	59.0%	61.5%	60.1%	58.8%
% of FP17s for the same patient ID Re-attending between 3 & 9 months - Adults	798	2,251	35.5%	55.3%	53.3%	51.0%
% of FP17s for Band 1 Urgent Courses	175	2,875	6.1%	7.9%	9.0%	9.0%
% of FP17s Relating to Free Repair or Replacements	11	2,875	0.4%	0.9%	1.0%	0.8%
% of FP17s Relating to Continuations	39	2,875	1.4%	0.9%	1.0%	0.9%
% of Patients satisfied with the dentistry they have received	2	2	N/A	91.5%	93.8%	93.2%
% of Patients satisfied with the time they had to wait for an appointment	2	2	N/A	86.9%	89.4%	88.3%

* This is based on patients treated on this contract for their most recent course of treatment. Figures in italics indicate the base number of FP17s or Patient Questionnaire responses are less than 100. N/A is shown where the base number of responses is less than 10 during the period. % is calculated as Quantity/Base number*100

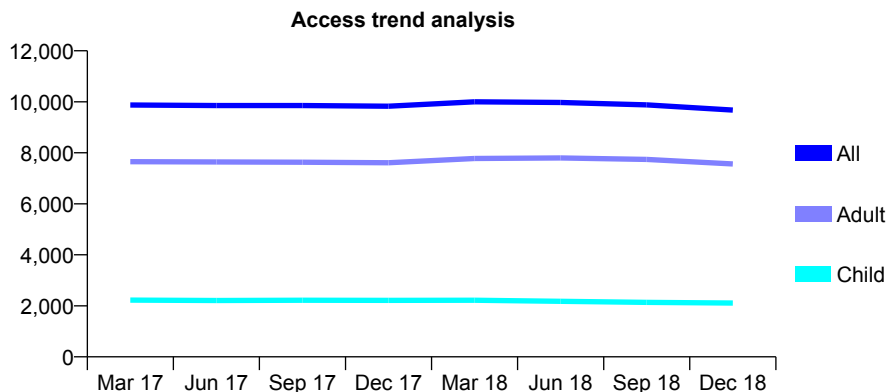
Q52 - Vital Signs At a Glance Contract Report for 140686/0002 - December 2018

Name or company name	C.J. Harker & Associates Ltd
Contract type name	GDS Contract
Purpose of contract	General
Contract start date	01/05/2008
Contract end date	

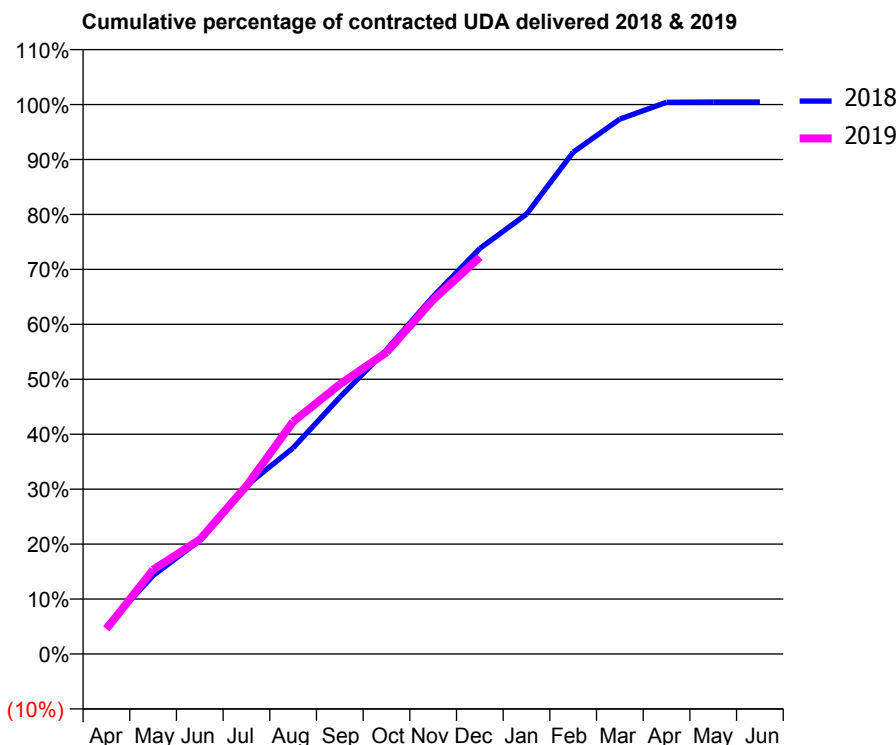
18/19 Contracted general activity (UDA)	24,843
Carry forward general activity (UDA)	-112
18/19 Contracted orthodontic activity (UOA)	0
Carry forward orthodontic activity (UOA)	0
Baseline contract value	£707,239.49

ACCESS*

Patients seen in 24 months	Total	Change since previous quarter
Quarter ending December 2017	9,826	
Quarter ending March 2018	10,000	→
Quarter ending June 2018	9,976	→
Quarter ending September 2018	9,879	→
Quarter ending December 2018	9,675	↓
Variance since December 2017	(1.5%)	↓



ACTIVITY



Month	Adjusted Scheduled Activity (UDA)	
	2018	2019
April	1,247	1,139
May	3,547	3,812
June	5,142	5,176
July	7,613	7,597
August	9,314	10,505
September	11,607	12,195
October	13,754	13,640
November	16,166	16,012
December	18,334	17,943
January	19,884	
February	22,691	
March	24,186	
April	24,945	
May	24,956	
June	24,955	

QUALITY

	Quantity	Base Number	Contract	AT	Region	England
% of FP17s for the same patient ID Re-attending within 3 months - Children	117	2,569	4.6%	10.2%	12.3%	11.8%
% of FP17s for the same patient ID Re-attending within 3 months - Adults	814	7,988	10.2%	13.7%	15.8%	15.6%
% of FP17s for the same patient ID Re-attending between 3 & 9 months - Children	1,699	2,569	66.1%	61.5%	60.1%	58.8%
% of FP17s for the same patient ID Re-attending between 3 & 9 months - Adults	3,758	7,988	47.0%	55.3%	53.3%	51.0%
% of FP17s for Band 1 Urgent Courses	671	10,048	6.7%	7.9%	9.0%	9.0%
% of FP17s Relating to Free Repair or Replacements	48	10,048	0.5%	0.9%	1.0%	0.8%
% of FP17s Relating to Continuations	123	10,048	1.2%	0.9%	1.0%	0.9%
% of Patients satisfied with the dentistry they have received	3	3	N/A	91.5%	93.8%	93.2%
% of Patients satisfied with the time they had to wait for an appointment	3	3	N/A	86.9%	89.4%	88.3%

* This is based on patients treated on this contract for their most recent course of treatment. Figures in italics indicate the base number of FP17s or Patient Questionnaire responses are less than 100. N/A is shown where the base number of responses is less than 10 during the period. % is calculated as Quantity/Base number*100

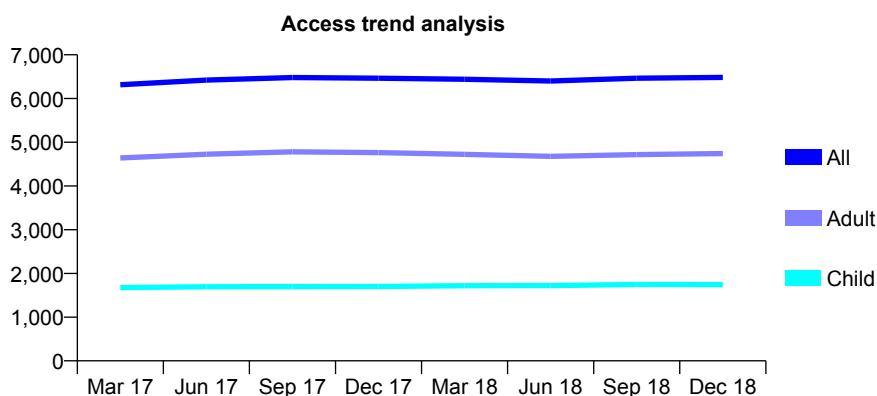
Q52 - Vital Signs At a Glance Contract Report for 141976/0001 - December 2018

Name or company name	Dalton Dental Care
Contract type name	GDS Contract
Purpose of contract	General
Contract start date	01/05/2008
Contract end date	

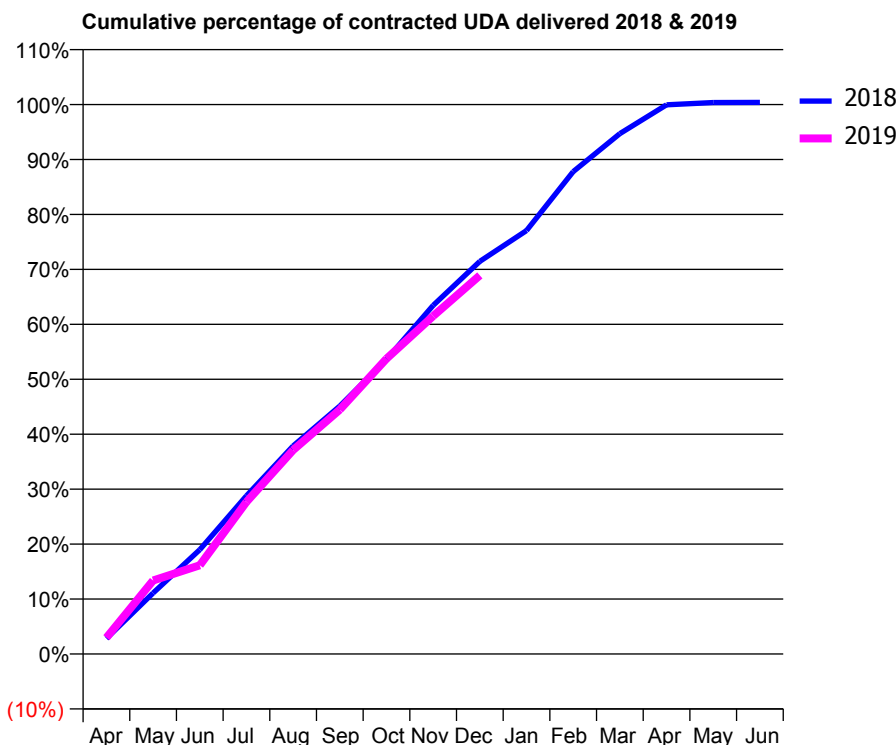
18/19 Contracted general activity (UDA)	18,170
Carry forward general activity (UDA)	-68
18/19 Contracted orthodontic activity (UOA)	0
Carry forward orthodontic activity (UOA)	0
Baseline contract value	£568,350.52

ACCESS*

Patients seen in 24 months	Total	Change since previous quarter
Quarter ending December 2017	6,465	
Quarter ending March 2018	6,440	→
Quarter ending June 2018	6,401	→
Quarter ending September 2018	6,464	→
Quarter ending December 2018	6,484	→
Variance since December 2017	0.3%	→



ACTIVITY



Month	Adjusted Scheduled Activity (UDA)	
	2018	2019
April	514	538
May	2,018	2,430
June	3,451	2,934
July	5,232	5,031
August	6,882	6,744
September	8,200	8,081
October	9,741	9,766
November	11,528	11,177
December	12,983	12,522
January	14,003	
February	15,950	
March	17,209	
April	18,162	
May	18,235	
June	18,238	

QUALITY

	Quantity	Base Number	Contract	AT	Region	England
% of FP17s for the same patient ID Re-attending within 3 months - Children	135	1,948	6.9%	10.2%	12.3%	11.8%
% of FP17s for the same patient ID Re-attending within 3 months - Adults	688	5,158	13.3%	13.7%	15.8%	15.6%
% of FP17s for the same patient ID Re-attending between 3 & 9 months - Children	1,153	1,948	59.2%	61.5%	60.1%	58.8%
% of FP17s for the same patient ID Re-attending between 3 & 9 months - Adults	3,041	5,158	59.0%	55.3%	53.3%	51.0%
% of FP17s for Band 1 Urgent Courses	394	6,568	6.0%	7.9%	9.0%	9.0%
% of FP17s Relating to Free Repair or Replacements	33	6,568	0.5%	0.9%	1.0%	0.8%
% of FP17s Relating to Continuations	103	6,568	1.6%	0.9%	1.0%	0.9%
% of Patients satisfied with the dentistry they have received	1	1	N/A	91.5%	93.8%	93.2%
% of Patients satisfied with the time they had to wait for an appointment	1	1	N/A	86.9%	89.4%	88.3%

* This is based on patients treated on this contract for their most recent course of treatment. Figures in italics indicate the base number of FP17s or Patient Questionnaire responses are less than 100. N/A is shown where the base number of responses is less than 10 during the period. % is calculated as Quantity/Base number*100

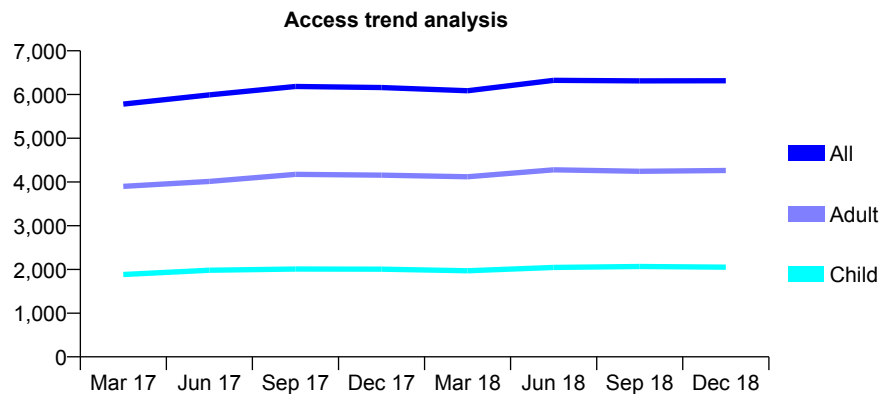
Q52 - Vital Signs At a Glance Contract Report for 143170/0001 - December 2018

Name or company name	Joe Kelly & Associates Ltd
Contract type name	GDS Contract
Purpose of contract	General and Orthodontic
Contract start date	01/11/2011
Contract end date	

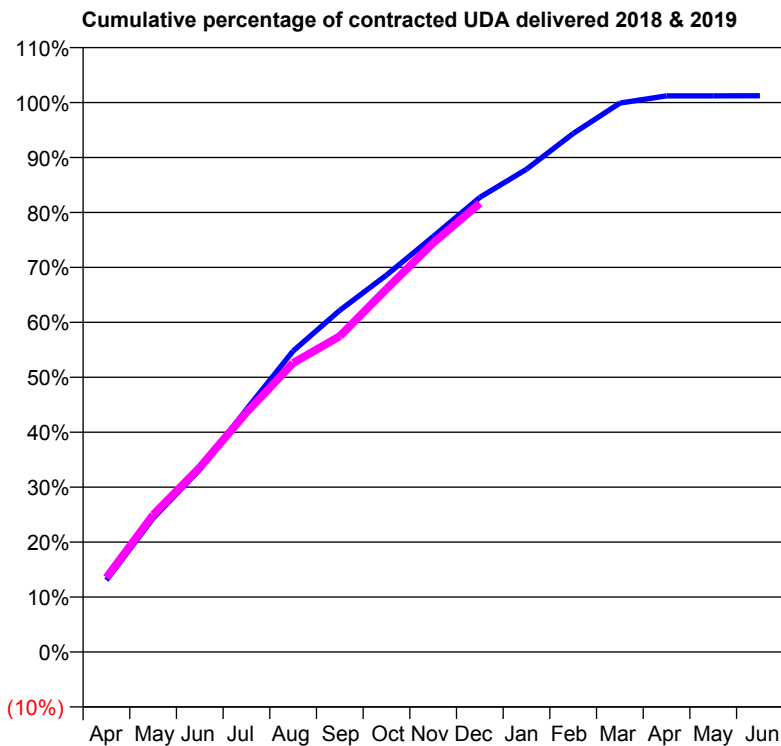
18/19 Contracted general activity (UDA)	13,120
Carry forward general activity (UDA)	-162
18/19 Contracted orthodontic activity (UOA)	880
Carry forward orthodontic activity (UOA)	0
Baseline contract value	£477,285.52

ACCESS*

Patients seen in 24 months	Total	Change since previous quarter
Quarter ending December 2017	6,161	
Quarter ending March 2018	6,088	↓
Quarter ending June 2018	6,323	↑
Quarter ending September 2018	6,311	→
Quarter ending December 2018	6,314	→
Variance since December 2017	2.5%	↑



ACTIVITY



Month	Adjusted Scheduled Activity (UDA)	
	2018	2019
April	1,716	1,774
May	3,195	3,273
June	4,356	4,409
July	5,793	5,720
August	7,189	6,902
September	8,158	7,539
October	9,000	8,667
November	9,919	9,766
December	10,855	10,715
January	11,527	
February	12,381	
March	13,106	
April	13,278	
May	13,279	
June	13,282	

QUALITY

	Quantity	Base Number	Contract	AT	Region	England
% of FP17s for the same patient ID Re-attending within 3 months - Children	201	2,509	8.0%	10.2%	12.3%	11.8%
% of FP17s for the same patient ID Re-attending within 3 months - Adults	428	3,712	11.5%	13.7%	15.8%	15.6%
% of FP17s for the same patient ID Re-attending between 3 & 9 months - Children	1,427	2,509	56.9%	61.5%	60.1%	58.8%
% of FP17s for the same patient ID Re-attending between 3 & 9 months - Adults	1,516	3,712	40.8%	55.3%	53.3%	51.0%
% of FP17s for Band 1 Urgent Courses	233	6,059	3.8%	7.9%	9.0%	9.0%
% of FP17s Relating to Free Repair or Replacements	6	6,059	0.1%	0.9%	1.0%	0.8%
% of FP17s Relating to Continuations	24	6,059	0.4%	0.9%	1.0%	0.9%
% of Patients satisfied with the dentistry they have received	1	1	N/A	91.5%	93.8%	93.2%
% of Patients satisfied with the time they had to wait for an appointment	1	1	N/A	86.9%	89.4%	88.3%

* This is based on patients treated on this contract for their most recent course of treatment. Figures in italics indicate the base number of FP17s or Patient Questionnaire responses are less than 100. N/A is shown where the base number of responses is less than 10 during the period. % is calculated as Quantity/Base number*100

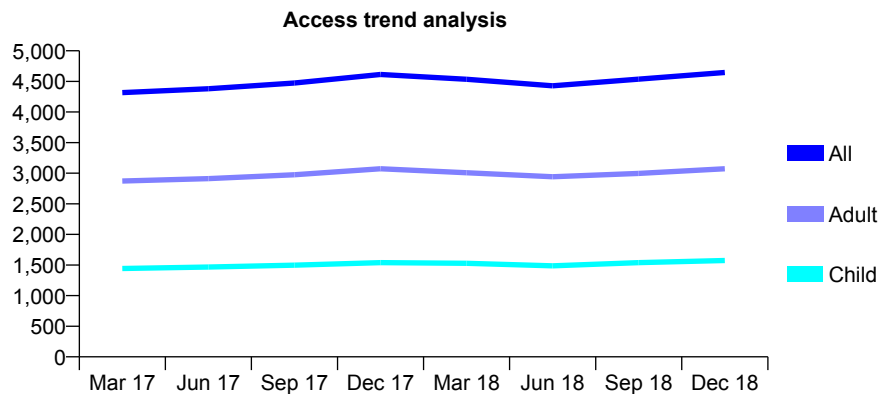
Q52 - Vital Signs At a Glance Contract Report for 143839/0001 - December 2018

Name or company name	Belle Isle Family Dental Practice
Contract type name	GDS Contract
Purpose of contract	General and Orthodontic
Contract start date	01/12/2014
Contract end date	

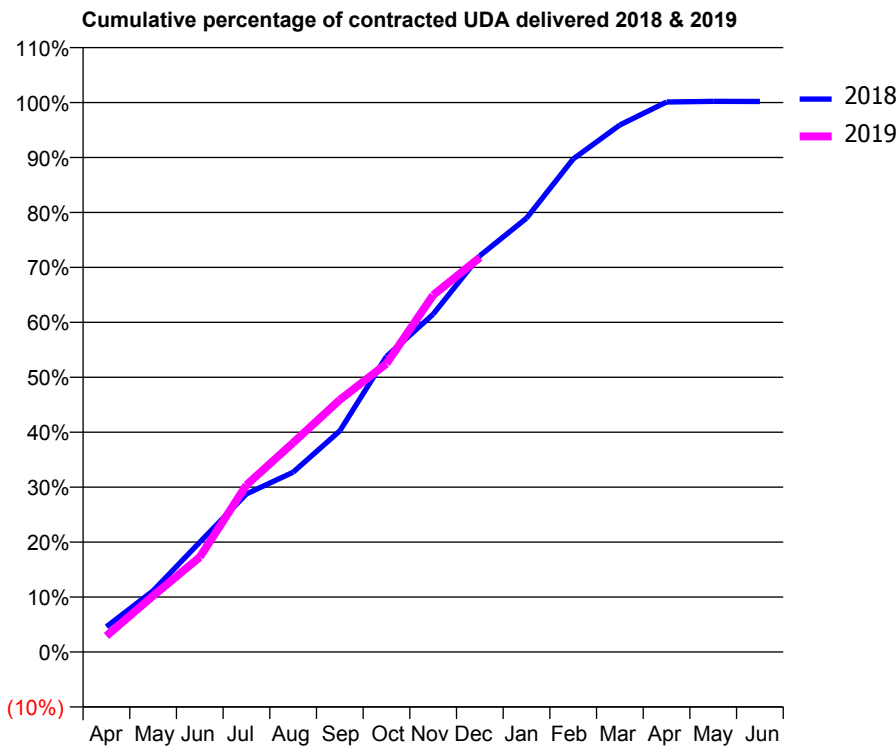
18/19 Contracted general activity (UDA)	14,200
Carry forward general activity (UDA)	-28
18/19 Contracted orthodontic activity (UOA)	694
Carry forward orthodontic activity (UOA)	-14
Baseline contract value	£442,660.17

ACCESS*

Patients seen in 24 months	Total	Change since previous quarter
Quarter ending December 2017	4,614	
Quarter ending March 2018	4,535	↓
Quarter ending June 2018	4,428	↓
Quarter ending September 2018	4,536	↑
Quarter ending December 2018	4,645	↑
Variance since December 2017	0.7%	→



ACTIVITY



Month	Adjusted Scheduled Activity (UDA)	
	2018	2019
April	653	416
May	1,584	1,452
June	2,839	2,452
July	4,085	4,317
August	4,646	5,408
September	5,716	6,519
October	7,637	7,452
November	8,729	9,221
December	10,238	10,196
January	11,210	
February	12,740	
March	13,619	
April	14,212	
May	14,231	
June	14,228	

QUALITY

	Quantity	Base Number	Contract	AT	Region	England
% of FP17s for the same patient ID Re-attending within 3 months - Children	153	1,746	8.8%	10.2%	12.3%	11.8%
% of FP17s for the same patient ID Re-attending within 3 months - Adults	309	2,954	10.5%	13.7%	15.8%	15.6%
% of FP17s for the same patient ID Re-attending between 3 & 9 months - Children	978	1,746	56.0%	61.5%	60.1%	58.8%
% of FP17s for the same patient ID Re-attending between 3 & 9 months - Adults	1,573	2,954	53.2%	55.3%	53.3%	51.0%
% of FP17s for Band 1 Urgent Courses	234	4,349	5.4%	7.9%	9.0%	9.0%
% of FP17s Relating to Free Repair or Replacements	32	4,349	0.7%	0.9%	1.0%	0.8%
% of FP17s Relating to Continuations	20	4,349	0.5%	0.9%	1.0%	0.9%
% of Patients satisfied with the dentistry they have received	1	1	N/A	91.5%	93.8%	93.2%
% of Patients satisfied with the time they had to wait for an appointment	1	1	N/A	86.9%	89.4%	88.3%

* This is based on patients treated on this contract for their most recent course of treatment. Figures in italics indicate the base number of FP17s or Patient Questionnaire responses are less than 100. N/A is shown where the base number of responses is less than 10 during the period. % is calculated as Quantity/Base number*100

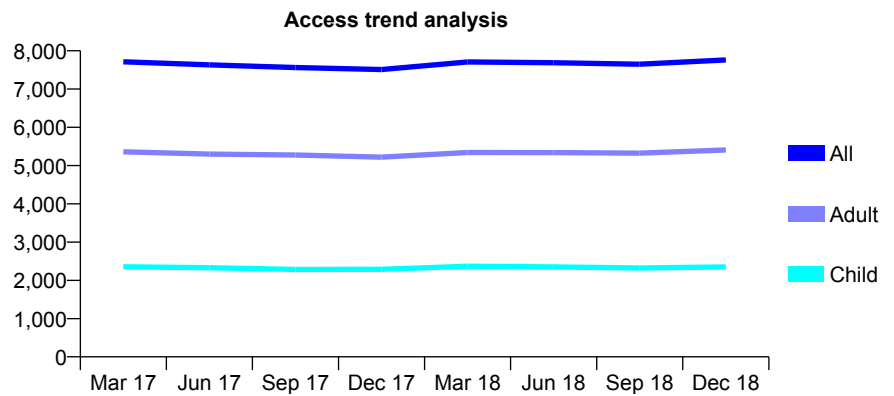
Q52 - Vital Signs At a Glance Contract Report for 144983/0001 - December 2018

Name or company name	Hick Lane Dental Surgery Ltd.
Contract type name	GDS Contract
Purpose of contract	General
Contract start date	01/10/2008
Contract end date	

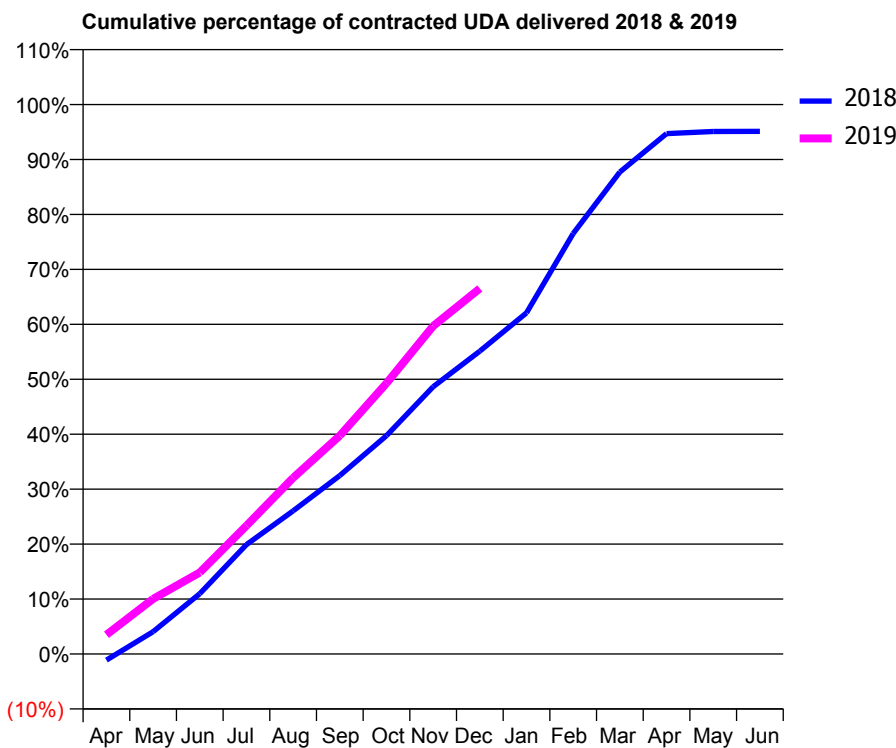
18/19 Contracted general activity (UDA)	22,549
Carry forward general activity (UDA)	0
18/19 Contracted orthodontic activity (UOA)	0
Carry forward orthodontic activity (UOA)	0
Baseline contract value	£697,055.28

ACCESS*

Patients seen in 24 months	Total	Change since previous quarter
Quarter ending December 2017	7,510	
Quarter ending March 2018	7,710	↑
Quarter ending June 2018	7,689	→
Quarter ending September 2018	7,648	→
Quarter ending December 2018	7,760	→
Variance since December 2017	3.3%	↑



ACTIVITY



Month	Adjusted Scheduled Activity (UDA)	
	2018	2019
April	-256	789
May	919	2,261
June	2,476	3,345
July	4,491	5,265
August	5,876	7,233
September	7,322	8,959
October	8,961	11,113
November	10,968	13,458
December	12,432	15,004
January	13,998	
February	17,258	
March	19,780	
April	21,352	
May	21,440	
June	21,446	

QUALITY

	Quantity	Base Number	Contract	AT	Region	England
% of FP17s for the same patient ID Re-attending within 3 months - Children	156	2,679	5.8%	10.2%	12.3%	11.8%
% of FP17s for the same patient ID Re-attending within 3 months - Adults	688	5,914	11.6%	13.7%	15.8%	15.6%
% of FP17s for the same patient ID Re-attending between 3 & 9 months - Children	1,739	2,679	64.9%	61.5%	60.1%	58.8%
% of FP17s for the same patient ID Re-attending between 3 & 9 months - Adults	3,741	5,914	63.3%	55.3%	53.3%	51.0%
% of FP17s for Band 1 Urgent Courses	684	7,988	8.6%	7.9%	9.0%	9.0%
% of FP17s Relating to Free Repair or Replacements	116	7,988	1.5%	0.9%	1.0%	0.8%
% of FP17s Relating to Continuations	87	7,988	1.1%	0.9%	1.0%	0.9%
% of Patients satisfied with the dentistry they have received	2	3	N/A	91.5%	93.8%	93.2%
% of Patients satisfied with the time they had to wait for an appointment	3	3	N/A	86.9%	89.4%	88.3%

* This is based on patients treated on this contract for their most recent course of treatment. Figures in italics indicate the base number of FP17s or Patient Questionnaire responses are less than 100. N/A is shown where the base number of responses is less than 10 during the period. % is calculated as Quantity/Base number*100

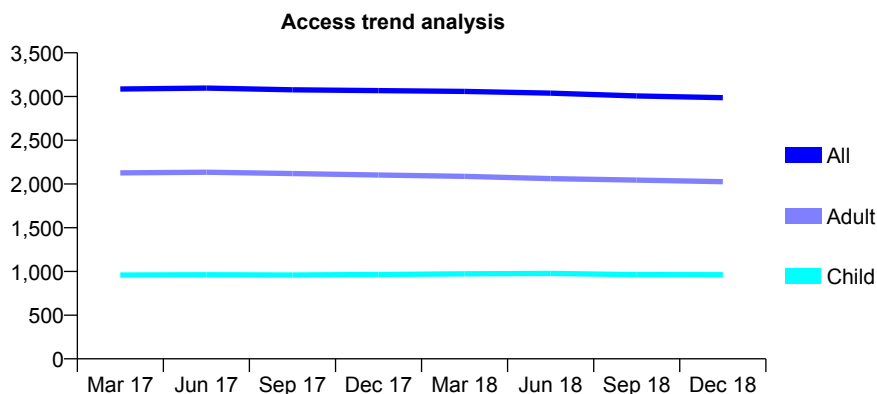
Q52 - Vital Signs At a Glance Contract Report for 145203/0001 - December 2018

Name or company name	Ross Dental Surgeons Ltd
Contract type name	GDS Contract
Purpose of contract	General
Contract start date	01/11/2008
Contract end date	

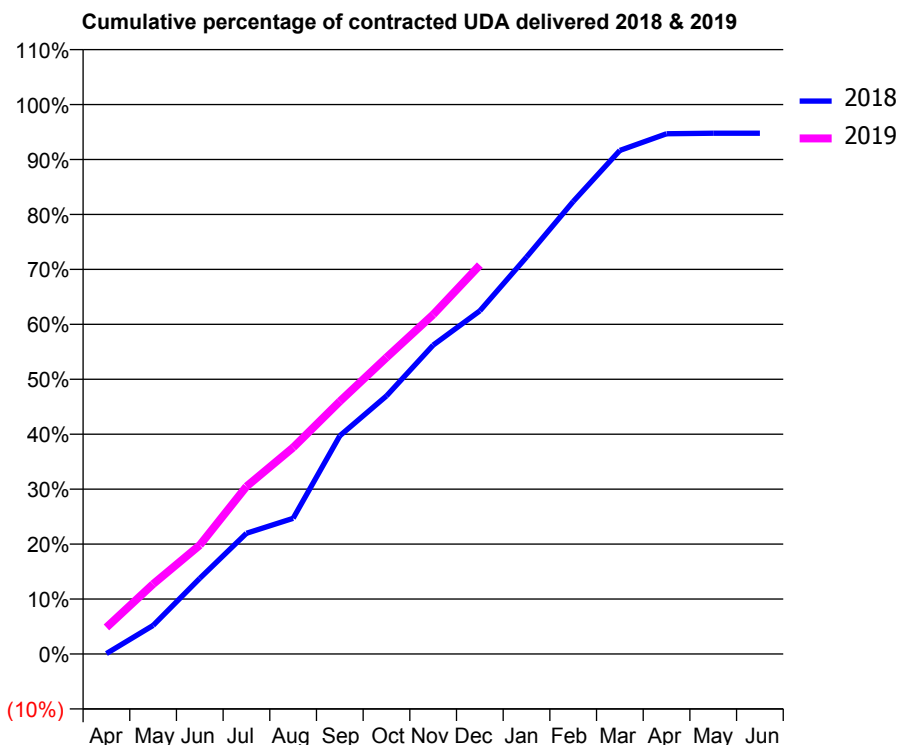
18/19 Contracted general activity (UDA)	6,100
Carry forward general activity (UDA)	0
18/19 Contracted orthodontic activity (UOA)	0
Carry forward orthodontic activity (UOA)	0
Baseline contract value	£163,364.12

ACCESS*

Patients seen in 24 months	Total	Change since previous quarter
Quarter ending December 2017	3,067	
Quarter ending March 2018	3,059	→
Quarter ending June 2018	3,038	→
Quarter ending September 2018	3,007	↓
Quarter ending December 2018	2,987	→
Variance since December 2017	(2.6%)	↓



ACTIVITY



Month	Adjusted Scheduled Activity (UDA)	
	2018	2019
April	5	295
May	318	777
June	839	1,209
July	1,340	1,860
August	1,506	2,292
September	2,422	2,805
October	2,866	3,292
November	3,428	3,769
December	3,809	4,318
January	4,405	
February	5,023	
March	5,591	
April	5,776	
May	5,782	
June	5,782	

QUALITY

	Quantity	Base Number	Contract	AT	Region	England
% of FP17s for the same patient ID Re-attending within 3 months - Children	81	1,243	6.5%	10.2%	12.3%	11.8%
% of FP17s for the same patient ID Re-attending within 3 months - Adults	205	2,240	9.2%	13.7%	15.8%	15.6%
% of FP17s for the same patient ID Re-attending between 3 & 9 months - Children	967	1,243	77.8%	61.5%	60.1%	58.8%
% of FP17s for the same patient ID Re-attending between 3 & 9 months - Adults	1,534	2,240	68.5%	55.3%	53.3%	51.0%
% of FP17s for Band 1 Urgent Courses	109	2,898	3.8%	7.9%	9.0%	9.0%
% of FP17s Relating to Free Repair or Replacements	11	2,898	0.4%	0.9%	1.0%	0.8%
% of FP17s Relating to Continuations	9	2,898	0.3%	0.9%	1.0%	0.9%
% of Patients satisfied with the dentistry they have received	2	2	N/A	91.5%	93.8%	93.2%
% of Patients satisfied with the time they had to wait for an appointment	2	2	N/A	86.9%	89.4%	88.3%

* This is based on patients treated on this contract for their most recent course of treatment. Figures in italics indicate the base number of FP17s or Patient Questionnaire responses are less than 100. N/A is shown where the base number of responses is less than 10 during the period. % is calculated as Quantity/Base number*100

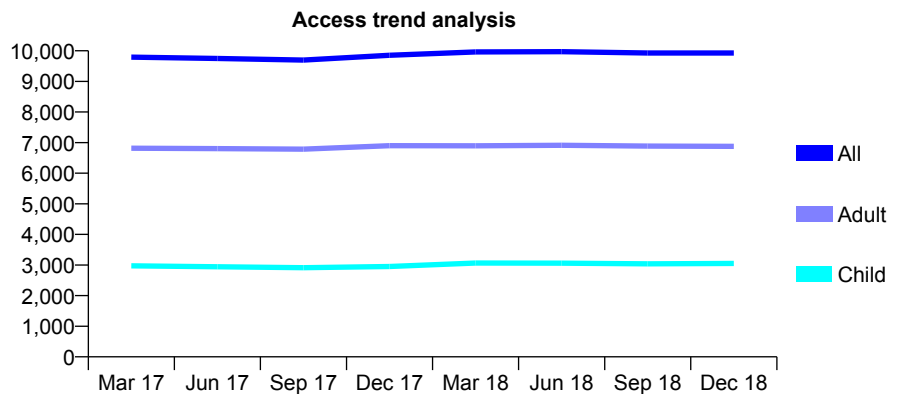
Q52 - Vital Signs At a Glance Contract Report for 145211/0001 - December 2018

Name or company name	Shaw & Associates Dental Surgeons Ltd
Contract type name	GDS Contract
Purpose of contract	General
Contract start date	01/04/2010
Contract end date	

18/19 Contracted general activity (UDA)	31,000
Carry forward general activity (UDA)	-227
18/19 Contracted orthodontic activity (UOA)	0
Carry forward orthodontic activity (UOA)	0
Baseline contract value	£1,033,753.29

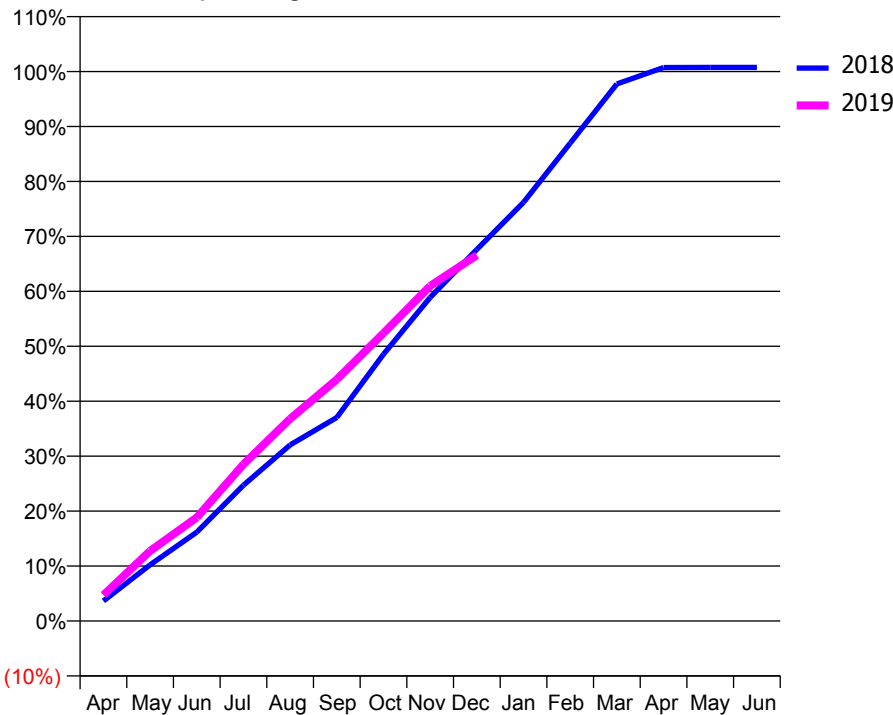
ACCESS*

Patients seen in 24 months	Total	Change since previous quarter
Quarter ending December 2017	9,852	
Quarter ending March 2018	9,963	→
Quarter ending June 2018	9,973	→
Quarter ending September 2018	9,928	→
Quarter ending December 2018	9,928	→
Variance since December 2017	0.8%	→



ACTIVITY

Cumulative percentage of contracted UDA delivered 2018 & 2019



Month	Adjusted Scheduled Activity (UDA)	
	2018	2019
April	1,131	1,461
May	3,171	3,952
June	5,013	5,839
July	7,661	8,843
August	9,933	11,406
September	11,487	13,624
October	15,051	16,234
November	18,252	18,904
December	20,962	20,642
January	23,619	
February	26,960	
March	30,300	
April	31,223	
May	31,227	
June	31,227	

QUALITY

	Quantity	Base Number	Contract	AT	Region	England
% of FP17s for the same patient ID Re-attending within 3 months - Children	368	4,114	8.9%	10.2%	12.3%	11.8%
% of FP17s for the same patient ID Re-attending within 3 months - Adults	920	8,638	10.7%	13.7%	15.8%	15.6%
% of FP17s for the same patient ID Re-attending between 3 & 9 months - Children	2,864	4,114	69.6%	61.5%	60.1%	58.8%
% of FP17s for the same patient ID Re-attending between 3 & 9 months - Adults	6,185	8,638	71.6%	55.3%	53.3%	51.0%
% of FP17s for Band 1 Urgent Courses	619	12,245	5.1%	7.9%	9.0%	9.0%
% of FP17s Relating to Free Repair or Replacements	105	12,245	0.9%	0.9%	1.0%	0.8%
% of FP17s Relating to Continuations	79	12,245	0.6%	0.9%	1.0%	0.9%
% of Patients satisfied with the dentistry they have received	4	4	N/A	91.5%	93.8%	93.2%
% of Patients satisfied with the time they had to wait for an appointment	4	4	N/A	86.9%	89.4%	88.3%

* This is based on patients treated on this contract for their most recent course of treatment. Figures in italics indicate the base number of FP17s or Patient Questionnaire responses are less than 100. N/A is shown where the base number of responses is less than 10 during the period. % is calculated as Quantity/Base number*100

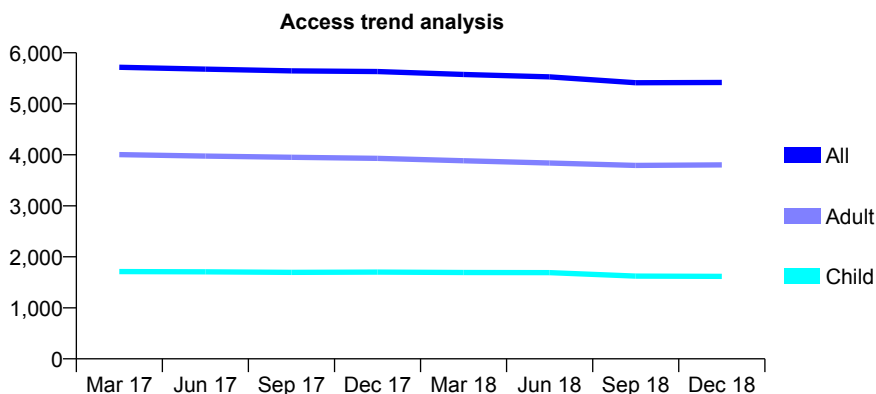
Q52 - Vital Signs At a Glance Contract Report for 145211/0002 - December 2018

Name or company name	Shaw & Associates Dental Surgeons Ltd
Contract type name	GDS Contract
Purpose of contract	General
Contract start date	09/08/2010
Contract end date	

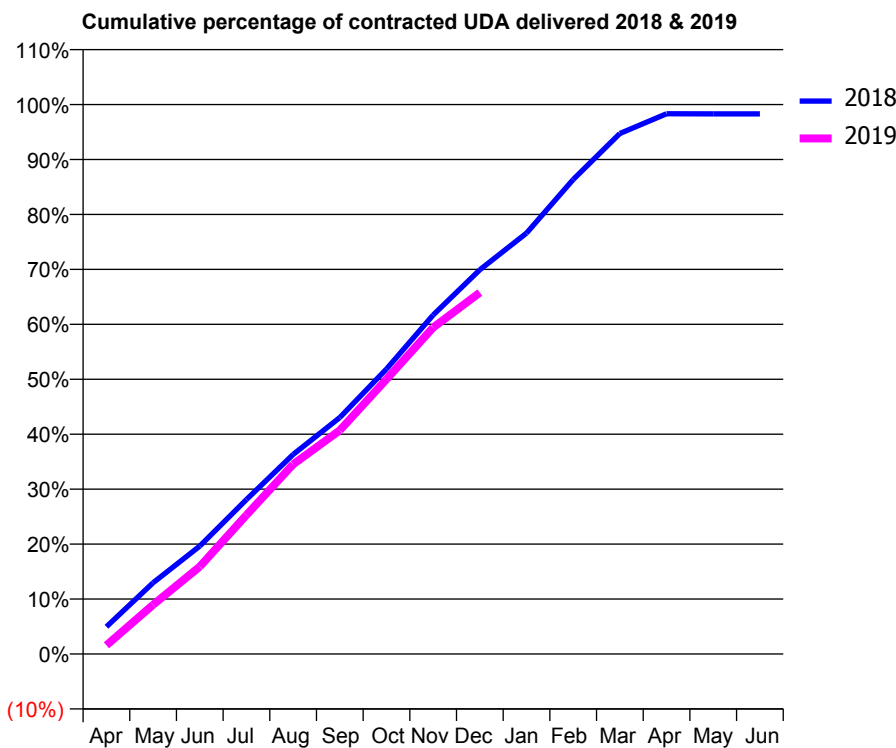
18/19 Contracted general activity (UDA)	19,532
Carry forward general activity (UDA)	332
18/19 Contracted orthodontic activity (UOA)	0
Carry forward orthodontic activity (UOA)	0
Baseline contract value	£515,620.55

ACCESS*

Patients seen in 24 months	Total	Change since previous quarter
Quarter ending December 2017	5,632	
Quarter ending March 2018	5,576	→
Quarter ending June 2018	5,528	→
Quarter ending September 2018	5,414	↓
Quarter ending December 2018	5,418	→
Variance since December 2017	(3.8%)	↓



ACTIVITY



Adjusted Scheduled Activity (UDA)		
Month	2018	2019
April	971	308
May	2,534	1,751
June	3,838	3,109
July	5,491	4,941
August	7,094	6,745
September	8,404	7,953
October	10,134	9,768
November	12,051	11,605
December	13,658	12,846
January	14,961	
February	16,865	
March	18,501	
April	19,204	
May	19,200	
June	19,200	

QUALITY

	Quantity	Base Number	Contract	AT	Region	England
% of FP17s for the same patient ID Re-attending within 3 months - Children	244	2,113	11.5%	10.2%	12.3%	11.8%
% of FP17s for the same patient ID Re-attending within 3 months - Adults	540	4,699	11.5%	13.7%	15.8%	15.6%
% of FP17s for the same patient ID Re-attending between 3 & 9 months - Children	1,390	2,113	65.8%	61.5%	60.1%	58.8%
% of FP17s for the same patient ID Re-attending between 3 & 9 months - Adults	3,164	4,699	67.3%	55.3%	53.3%	51.0%
% of FP17s for Band 1 Urgent Courses	274	6,435	4.3%	7.9%	9.0%	9.0%
% of FP17s Relating to Free Repair or Replacements	50	6,435	0.8%	0.9%	1.0%	0.8%
% of FP17s Relating to Continuations	53	6,435	0.8%	0.9%	1.0%	0.9%
% of Patients satisfied with the dentistry they have received	4	4	N/A	91.5%	93.8%	93.2%
% of Patients satisfied with the time they had to wait for an appointment	4	4	N/A	86.9%	89.4%	88.3%

* This is based on patients treated on this contract for their most recent course of treatment. Figures in italics indicate the base number of FP17s or Patient Questionnaire responses are less than 100. N/A is shown where the base number of responses is less than 10 during the period. % is calculated as Quantity/Base number*100

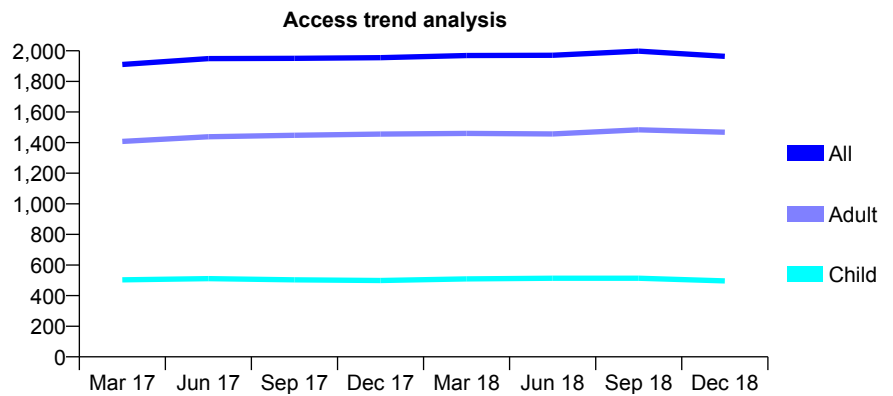
Q52 - Vital Signs At a Glance Contract Report for 145823/0001 - December 2018

Name or company name	Newsome Practice limited
Contract type name	GDS Contract
Purpose of contract	General
Contract start date	07/03/2012
Contract end date	

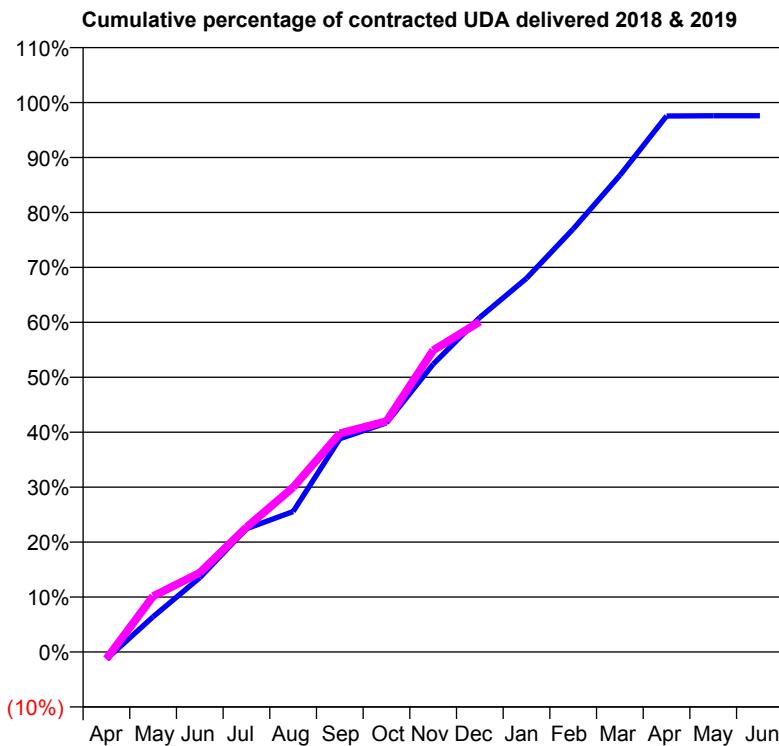
18/19 Contracted general activity (UDA)	7,162
Carry forward general activity (UDA)	172
18/19 Contracted orthodontic activity (UOA)	0
Carry forward orthodontic activity (UOA)	0
Baseline contract value	£195,541.92

ACCESS*

Patients seen in 24 months	Total	Change since previous quarter
Quarter ending December 2017	1,955	
Quarter ending March 2018	1,969	→
Quarter ending June 2018	1,971	→
Quarter ending September 2018	1,998	→
Quarter ending December 2018	1,964	↓
Variance since December 2017	0.5%	→



ACTIVITY



Month	Adjusted Scheduled Activity (UDA)	
	2018	2019
April	-93	-92
May	459	727
June	970	1,033
July	1,606	1,626
August	1,832	2,146
September	2,780	2,849
October	2,987	3,007
November	3,752	3,933
December	4,361	4,307
January	4,871	
February	5,514	
March	6,212	
April	6,986	
May	6,990	
June	6,990	

QUALITY

	Quantity	Base Number	Contract	AT	Region	England
% of FP17s for the same patient ID Re-attending within 3 months - Children	36	663	5.4%	10.2%	12.3%	11.8%
% of FP17s for the same patient ID Re-attending within 3 months - Adults	237	1,851	12.8%	13.7%	15.8%	15.6%
% of FP17s for the same patient ID Re-attending between 3 & 9 months - Children	473	663	71.3%	61.5%	60.1%	58.8%
% of FP17s for the same patient ID Re-attending between 3 & 9 months - Adults	1,188	1,851	64.2%	55.3%	53.3%	51.0%
% of FP17s for Band 1 Urgent Courses	89	2,196	4.1%	7.9%	9.0%	9.0%
% of FP17s Relating to Free Repair or Replacements	25	2,196	1.1%	0.9%	1.0%	0.8%
% of FP17s Relating to Continuations	16	2,196	0.7%	0.9%	1.0%	0.9%
% of Patients satisfied with the dentistry they have received	1	1	N/A	91.5%	93.8%	93.2%
% of Patients satisfied with the time they had to wait for an appointment	1	1	N/A	86.9%	89.4%	88.3%

* This is based on patients treated on this contract for their most recent course of treatment. Figures in italics indicate the base number of FP17s or Patient Questionnaire responses are less than 100. N/A is shown where the base number of responses is less than 10 during the period. % is calculated as Quantity/Base number*100

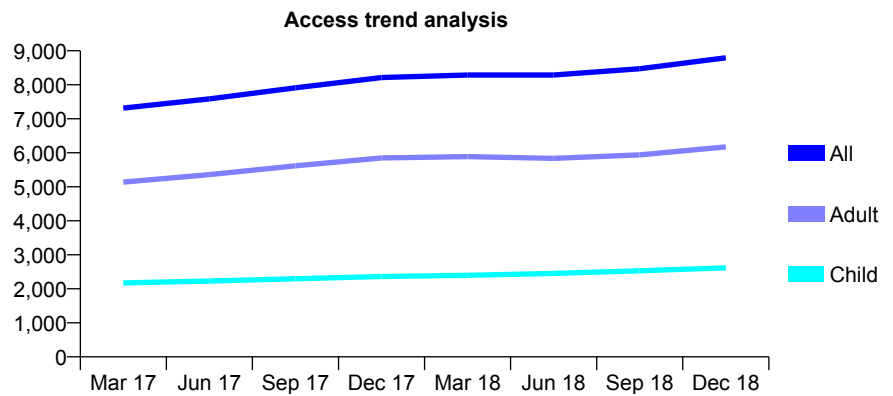
Q52 - Vital Signs At a Glance Contract Report for 148156/0002 - December 2018

Name or company name	Premier Dental Limited
Contract type name	GDS Contract
Purpose of contract	General
Contract start date	01/12/2008
Contract end date	

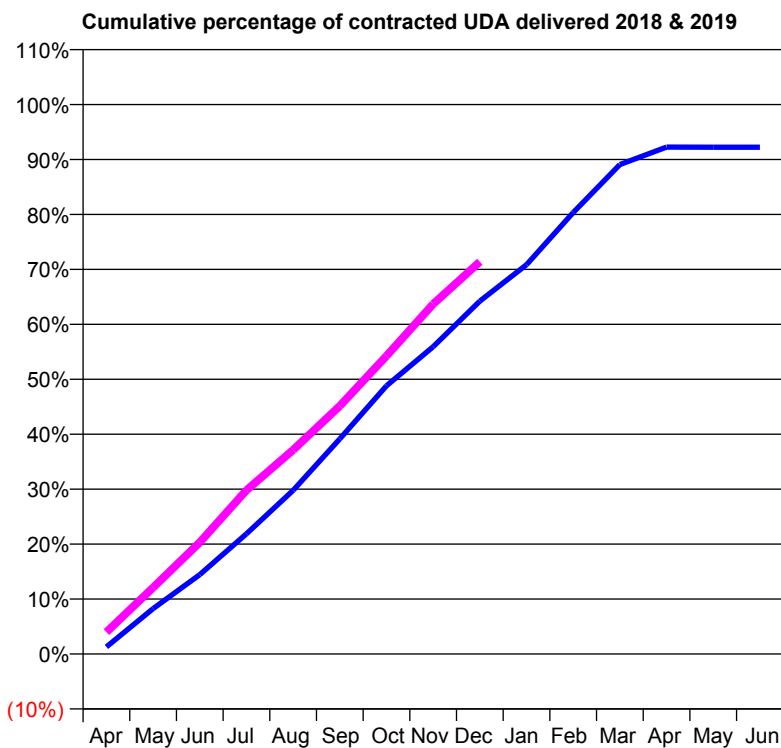
18/19 Contracted general activity (UDA)	22,574
Carry forward general activity (UDA)	0
18/19 Contracted orthodontic activity (UOA)	0
Carry forward orthodontic activity (UOA)	0
Baseline contract value	£698,587.62

ACCESS*

Patients seen in 24 months	Total	Change since previous quarter
Quarter ending December 2017	8,212	
Quarter ending March 2018	8,289	→
Quarter ending June 2018	8,289	→
Quarter ending September 2018	8,471	↑
Quarter ending December 2018	8,793	↑
Variance since December 2017	7.1%	↑



ACTIVITY



Month	Adjusted Scheduled Activity (UDA)	
	2018	2019
April	294	900
May	1,863	2,730
June	3,264	4,589
July	4,938	6,727
August	6,725	8,382
September	8,837	10,189
October	11,017	12,248
November	12,623	14,376
December	14,497	16,112
January	15,996	
February	18,136	
March	20,106	
April	20,824	
May	20,820	
June	20,817	

QUALITY

	Quantity	Base Number	Contract	AT	Region	England
% of FP17s for the same patient ID Re-attending within 3 months - Children	130	2,583	5.0%	10.2%	12.3%	11.8%
% of FP17s for the same patient ID Re-attending within 3 months - Adults	443	5,157	8.6%	13.7%	15.8%	15.6%
% of FP17s for the same patient ID Re-attending between 3 & 9 months - Children	1,437	2,583	55.6%	61.5%	60.1%	58.8%
% of FP17s for the same patient ID Re-attending between 3 & 9 months - Adults	2,561	5,157	49.7%	55.3%	53.3%	51.0%
% of FP17s for Band 1 Urgent Courses	338	7,479	4.5%	7.9%	9.0%	9.0%
% of FP17s Relating to Free Repair or Replacements	20	7,479	0.3%	0.9%	1.0%	0.8%
% of FP17s Relating to Continuations	98	7,479	1.3%	0.9%	1.0%	0.9%
% of Patients satisfied with the dentistry they have received	1	1	N/A	91.5%	93.8%	93.2%
% of Patients satisfied with the time they had to wait for an appointment	1	1	N/A	86.9%	89.4%	88.3%

* This is based on patients treated on this contract for their most recent course of treatment. Figures in italics indicate the base number of FP17s or Patient Questionnaire responses are less than 100. N/A is shown where the base number of responses is less than 10 during the period. % is calculated as Quantity/Base number*100

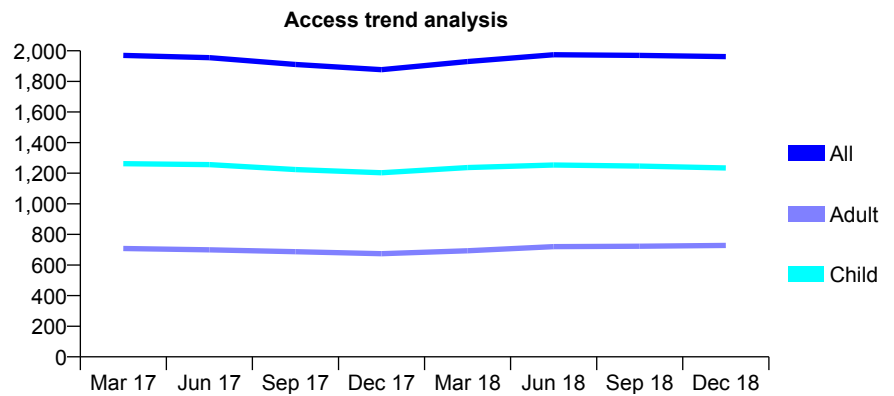
Q52 - Vital Signs At a Glance Contract Report for 149888/0001 - December 2018

Name or company name	CVDC Ltd
Contract type name	GDS Contract
Purpose of contract	General
Contract start date	01/12/2014
Contract end date	

18/19 Contracted general activity (UDA)	5,000
Carry forward general activity (UDA)	-24
18/19 Contracted orthodontic activity (UOA)	0
Carry forward orthodontic activity (UOA)	0
Baseline contract value	£119,681.52

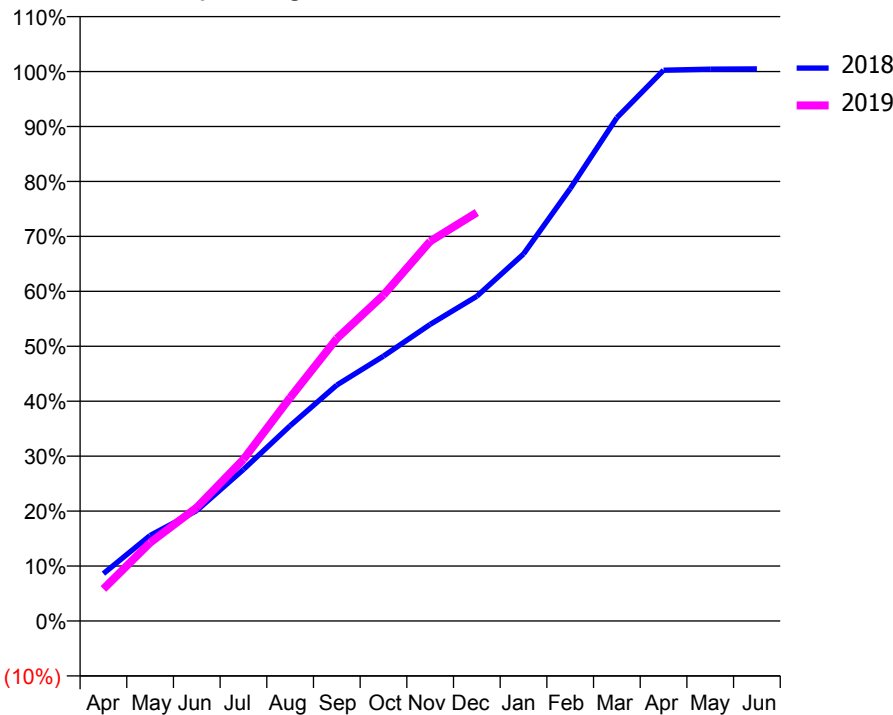
ACCESS*

Patients seen in 24 months	Total	Change since previous quarter
Quarter ending December 2017	1,877	
Quarter ending March 2018	1,930	↑
Quarter ending June 2018	1,974	↑
Quarter ending September 2018	1,970	→
Quarter ending December 2018	1,962	→
Variance since December 2017	4.5%	↑



ACTIVITY

Cumulative percentage of contracted UDA delivered 2018 & 2019



Month	Adjusted Scheduled Activity (UDA)	
	2018	2019
April	431	292
May	779	713
June	1,005	1,033
July	1,379	1,471
August	1,776	2,033
September	2,147	2,571
October	2,410	2,966
November	2,700	3,455
December	2,955	3,717
January	3,340	
February	3,934	
March	4,580	
April	5,012	
May	5,022	
June	5,024	

QUALITY

	Quantity	Base Number	Contract	AT	Region	England
% of FP17s for the same patient ID Re-attending within 3 months - Children	113	1,505	7.5%	10.2%	12.3%	11.8%
% of FP17s for the same patient ID Re-attending within 3 months - Adults	132	698	18.9%	13.7%	15.8%	15.6%
% of FP17s for the same patient ID Re-attending between 3 & 9 months - Children	989	1,505	65.7%	61.5%	60.1%	58.8%
% of FP17s for the same patient ID Re-attending between 3 & 9 months - Adults	361	698	51.7%	55.3%	53.3%	51.0%
% of FP17s for Band 1 Urgent Courses	73	2,049	3.6%	7.9%	9.0%	9.0%
% of FP17s Relating to Free Repair or Replacements	1	2,049	0.0%	0.9%	1.0%	0.8%
% of FP17s Relating to Continuations	0	2,049	0.0%	0.9%	1.0%	0.9%
% of Patients satisfied with the dentistry they have received	0	0	N/A	91.5%	93.8%	93.2%
% of Patients satisfied with the time they had to wait for an appointment	0	0	N/A	86.9%	89.4%	88.3%

* This is based on patients treated on this contract for their most recent course of treatment. Figures in italics indicate the base number of FP17s or Patient Questionnaire responses are less than 100. N/A is shown where the base number of responses is less than 10 during the period. % is calculated as Quantity/Base number*100

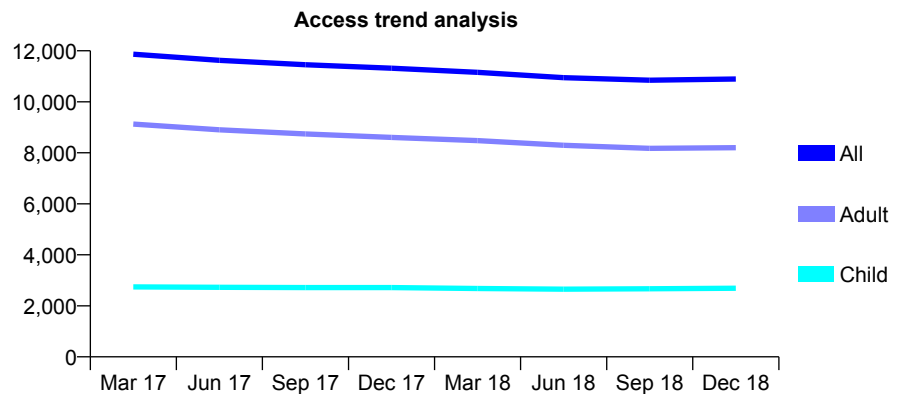
Q52 - Vital Signs At a Glance Contract Report for 151181/0001 - December 2018

Name or company name	Jackro Healthcare Services Ltd
Contract type name	GDS Contract
Purpose of contract	General
Contract start date	01/03/2008
Contract end date	

18/19 Contracted general activity (UDA)	30,000
Carry forward general activity (UDA)	995
18/19 Contracted orthodontic activity (UOA)	0
Carry forward orthodontic activity (UOA)	0
Baseline contract value	£1,039,359.70

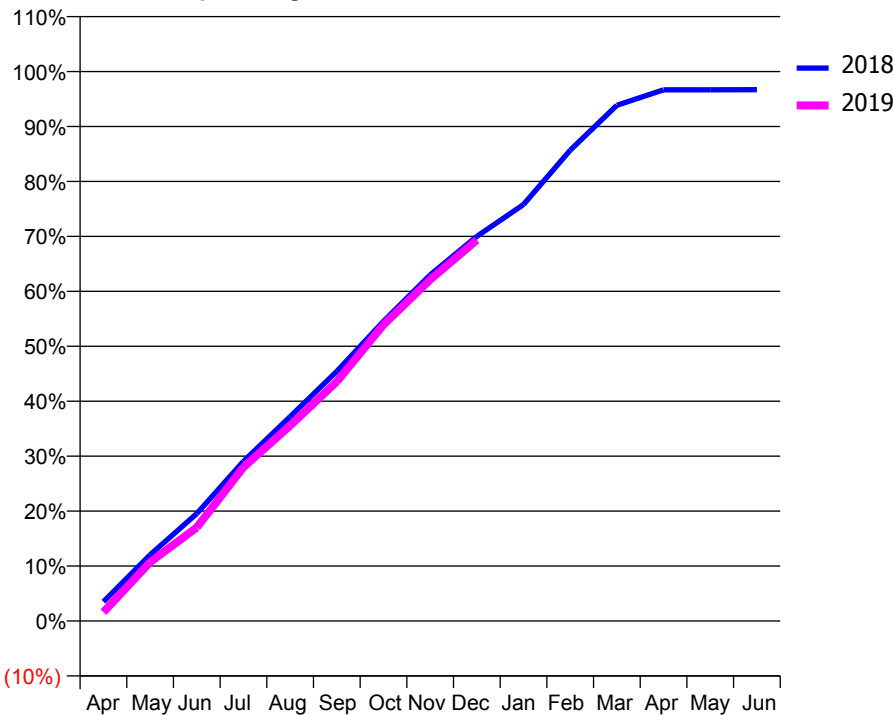
ACCESS*

Patients seen in 24 months	Total	Change since previous quarter
Quarter ending December 2017	11,318	
Quarter ending March 2018	11,157	↓
Quarter ending June 2018	10,949	↓
Quarter ending September 2018	10,846	→
Quarter ending December 2018	10,892	→
Variance since December 2017	(3.8%)	↓



ACTIVITY

Cumulative percentage of contracted UDA delivered 2018 & 2019



Month	Adjusted Scheduled Activity (UDA)	
	2018	2019
April	1,051	487
May	3,618	3,212
June	5,865	5,106
July	8,717	8,400
August	11,157	10,670
September	13,634	13,071
October	16,365	16,175
November	18,895	18,637
December	21,002	20,801
January	22,742	
February	25,701	
March	28,152	
April	29,002	
May	29,002	
June	29,005	

QUALITY

	Quantity	Base Number	Contract	AT	Region	England
% of FP17s for the same patient ID Re-attending within 3 months - Children	179	3,353	5.3%	10.2%	12.3%	11.8%
% of FP17s for the same patient ID Re-attending within 3 months - Adults	897	8,467	10.6%	13.7%	15.8%	15.6%
% of FP17s for the same patient ID Re-attending between 3 & 9 months - Children	2,254	3,353	67.2%	61.5%	60.1%	58.8%
% of FP17s for the same patient ID Re-attending between 3 & 9 months - Adults	4,837	8,467	57.1%	55.3%	53.3%	51.0%
% of FP17s for Band 1 Urgent Courses	610	11,385	5.4%	7.9%	9.0%	9.0%
% of FP17s Relating to Free Repair or Replacements	105	11,385	0.9%	0.9%	1.0%	0.8%
% of FP17s Relating to Continuations	130	11,385	1.1%	0.9%	1.0%	0.9%
% of Patients satisfied with the dentistry they have received	5	5	N/A	91.5%	93.8%	93.2%
% of Patients satisfied with the time they had to wait for an appointment	4	5	N/A	86.9%	89.4%	88.3%

* This is based on patients treated on this contract for their most recent course of treatment. Figures in italics indicate the base number of FP17s or Patient Questionnaire responses are less than 100. N/A is shown where the base number of responses is less than 10 during the period. % is calculated as Quantity/Base number*100

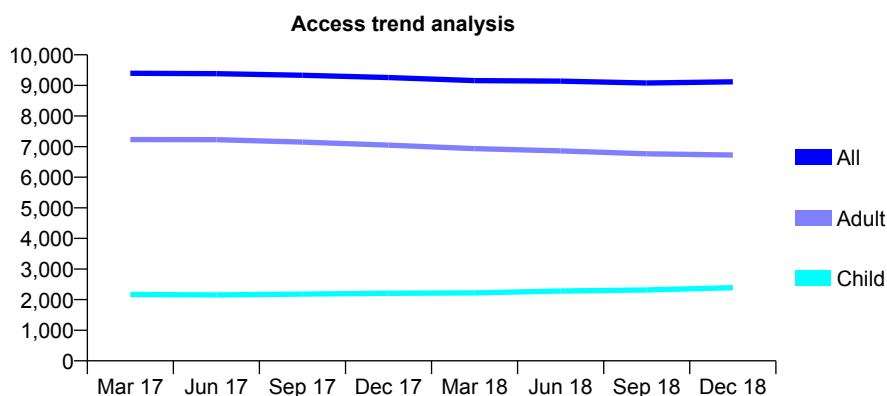
Q52 - Vital Signs At a Glance Contract Report for 151211/0001 - December 2018

Name or company name	Milne, Spencer & Harris Dental Surgeons
Contract type name	GDS Contract
Purpose of contract	General and Orthodontic
Contract start date	01/04/2010
Contract end date	

18/19 Contracted general activity (UDA)	22,000
Carry forward general activity (UDA)	-440
18/19 Contracted orthodontic activity (UOA)	650
Carry forward orthodontic activity (UOA)	-13
Baseline contract value	£778,331.44

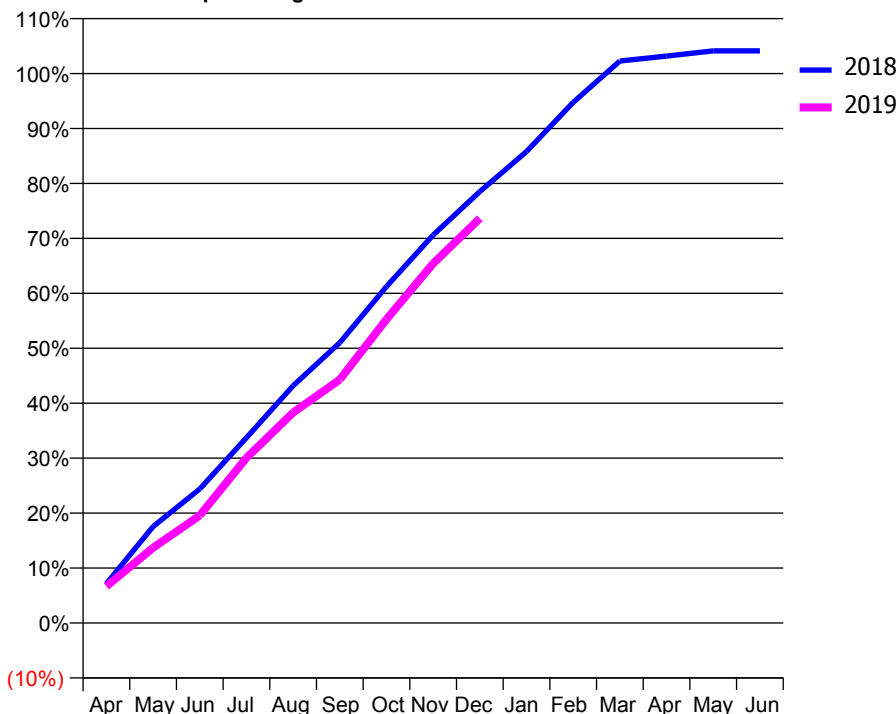
ACCESS*

Patients seen in 24 months	Total	Change since previous quarter
Quarter ending December 2017	9,255	
Quarter ending March 2018	9,158	↓
Quarter ending June 2018	9,141	→
Quarter ending September 2018	9,080	→
Quarter ending December 2018	9,116	→
Variance since December 2017	(1.5%)	↓



ACTIVITY

Cumulative percentage of contracted UDA delivered 2018 & 2019



Month	Adjusted Scheduled Activity (UDA)	
	2018	2019
April	1,577	1,471
May	3,864	3,016
June	5,370	4,305
July	7,419	6,613
August	9,502	8,428
September	11,224	9,746
October	13,475	12,159
November	15,532	14,393
December	17,276	16,198
January	18,875	
February	20,847	
March	22,499	
April	22,695	
May	22,907	
June	22,907	

QUALITY

	Quantity	Base Number	Contract	AT	Region	England
% of FP17s for the same patient ID Re-attending within 3 months - Children	198	2,527	7.8%	10.2%	12.3%	11.8%
% of FP17s for the same patient ID Re-attending within 3 months - Adults	645	5,778	11.2%	13.7%	15.8%	15.6%
% of FP17s for the same patient ID Re-attending between 3 & 9 months - Children	1,273	2,527	50.4%	61.5%	60.1%	58.8%
% of FP17s for the same patient ID Re-attending between 3 & 9 months - Adults	2,065	5,778	35.7%	55.3%	53.3%	51.0%
% of FP17s for Band 1 Urgent Courses	531	8,050	6.6%	7.9%	9.0%	9.0%
% of FP17s Relating to Free Repair or Replacements	93	8,050	1.2%	0.9%	1.0%	0.8%
% of FP17s Relating to Continuations	126	8,050	1.6%	0.9%	1.0%	0.9%
% of Patients satisfied with the dentistry they have received	1	3	N/A	91.5%	93.8%	93.2%
% of Patients satisfied with the time they had to wait for an appointment	2	3	N/A	86.9%	89.4%	88.3%

* This is based on patients treated on this contract for their most recent course of treatment. Figures in italics indicate the base number of FP17s or Patient Questionnaire responses are less than 100. N/A is shown where the base number of responses is less than 10 during the period. % is calculated as Quantity/Base number*100

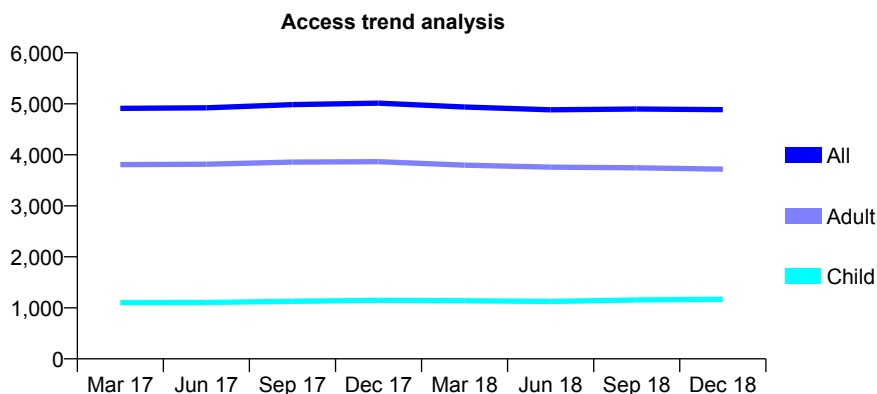
Q52 - Vital Signs At a Glance Contract Report for 151211/0002 - December 2018

Name or company name	Milne, Spencer & Harris Dental Surgeons
Contract type name	GDS Contract
Purpose of contract	General and Orthodontic
Contract start date	01/04/2010
Contract end date	

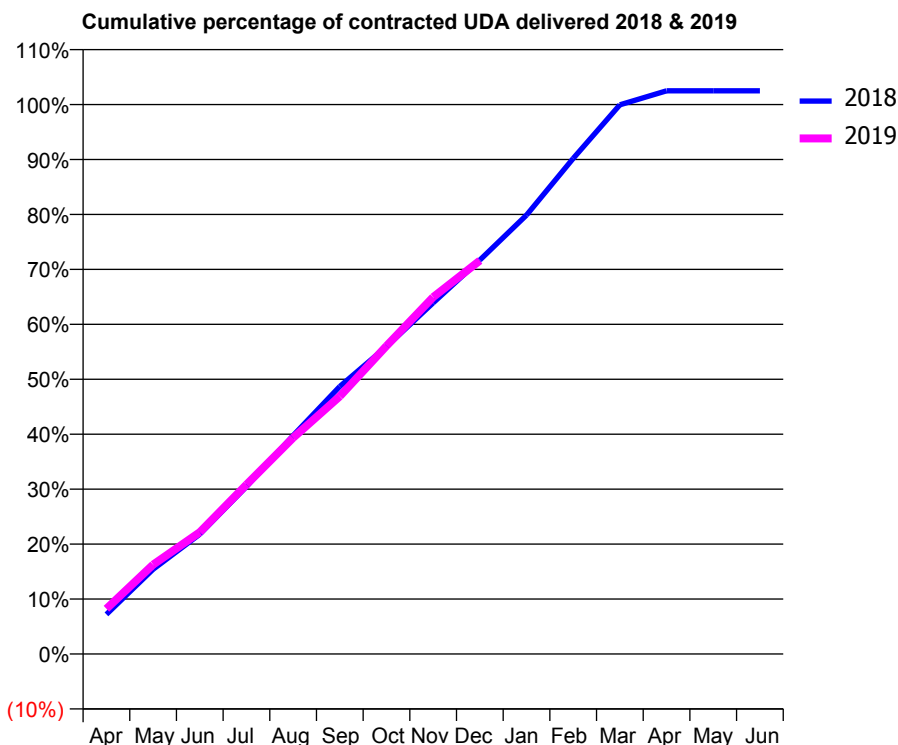
18/19 Contracted general activity (UDA)	11,795
Carry forward general activity (UDA)	-236
18/19 Contracted orthodontic activity (UOA)	441
Carry forward orthodontic activity (UOA)	-9
Baseline contract value	£411,621.31

ACCESS*

Patients seen in 24 months	Total	Change since previous quarter
Quarter ending December 2017	5,013	
Quarter ending March 2018	4,936	↓
Quarter ending June 2018	4,883	↓
Quarter ending September 2018	4,899	→
Quarter ending December 2018	4,886	→
Variance since December 2017	(2.5%)	↓



ACTIVITY



Adjusted Scheduled Activity (UDA)		
Month	2018	2019
April	850	971
May	1,818	1,918
June	2,570	2,615
July	3,593	3,636
August	4,690	4,641
September	5,743	5,530
October	6,599	6,614
November	7,536	7,660
December	8,456	8,445
January	9,421	
February	10,639	
March	11,789	
April	12,090	
May	12,090	
June	12,090	

QUALITY

	Quantity	Base Number	Contract	AT	Region	England
% of FP17s for the same patient ID Re-attending within 3 months - Children	149	1,439	10.4%	10.2%	12.3%	11.8%
% of FP17s for the same patient ID Re-attending within 3 months - Adults	367	3,062	12.0%	13.7%	15.8%	15.6%
% of FP17s for the same patient ID Re-attending between 3 & 9 months - Children	803	1,439	55.8%	61.5%	60.1%	58.8%
% of FP17s for the same patient ID Re-attending between 3 & 9 months - Adults	840	3,062	27.4%	55.3%	53.3%	51.0%
% of FP17s for Band 1 Urgent Courses	299	4,371	6.8%	7.9%	9.0%	9.0%
% of FP17s Relating to Free Repair or Replacements	45	4,371	1.0%	0.9%	1.0%	0.8%
% of FP17s Relating to Continuations	86	4,371	2.0%	0.9%	1.0%	0.9%
% of Patients satisfied with the dentistry they have received	0	0	N/A	91.5%	93.8%	93.2%
% of Patients satisfied with the time they had to wait for an appointment	0	0	N/A	86.9%	89.4%	88.3%

* This is based on patients treated on this contract for their most recent course of treatment. Figures in italics indicate the base number of FP17s or Patient Questionnaire responses are less than 100. N/A is shown where the base number of responses is less than 10 during the period. % is calculated as Quantity/Base number*100

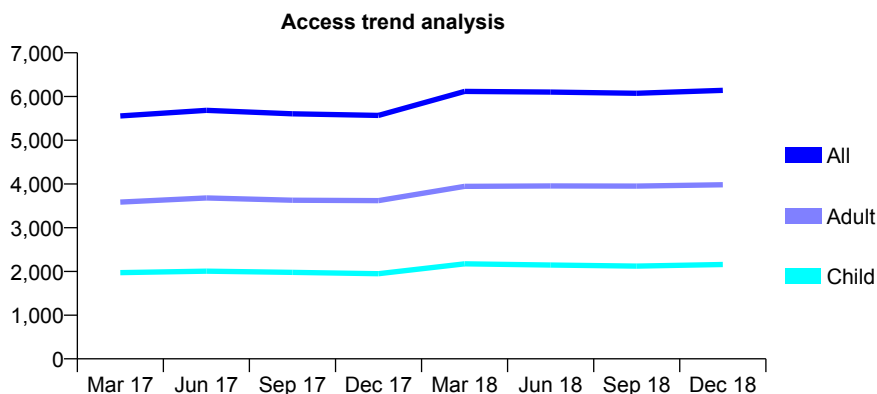
Q52 - Vital Signs At a Glance Contract Report for 151386/0002 - December 2018

Name or company name	The Centre of Advanced Dentistry Yorkshire
Contract type name	GDS Contract
Purpose of contract	General
Contract start date	01/07/2015
Contract end date	

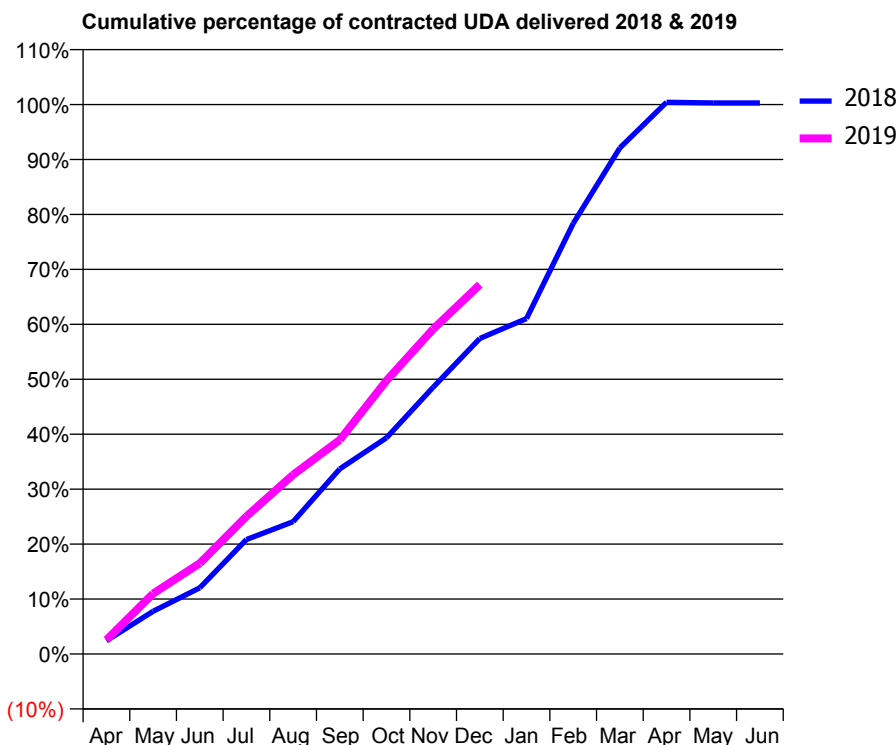
18/19 Contracted general activity (UDA)	21,059
Carry forward general activity (UDA)	-58
18/19 Contracted orthodontic activity (UOA)	0
Carry forward orthodontic activity (UOA)	0
Baseline contract value	£503,183.35

ACCESS*

Patients seen in 24 months	Total	Change since previous quarter
Quarter ending December 2017	5,567	
Quarter ending March 2018	6,118	↑
Quarter ending June 2018	6,101	→
Quarter ending September 2018	6,073	→
Quarter ending December 2018	6,140	→
Variance since December 2017	10.3%	↑



ACTIVITY



Month	Adjusted Scheduled Activity (UDA)	
	2018	2019
April	506	541
May	1,636	2,315
June	2,538	3,478
July	4,385	5,277
August	5,074	6,868
September	7,094	8,207
October	8,287	10,477
November	10,224	12,451
December	12,096	14,160
January	12,856	
February	16,498	
March	19,398	
April	21,145	
May	21,117	
June	21,117	

QUALITY

	Quantity	Base Number	Contract	AT	Region	England
% of FP17s for the same patient ID Re-attending within 3 months - Children	232	2,370	9.8%	10.2%	12.3%	11.8%
% of FP17s for the same patient ID Re-attending within 3 months - Adults	799	4,399	18.2%	13.7%	15.8%	15.6%
% of FP17s for the same patient ID Re-attending between 3 & 9 months - Children	1,219	2,370	51.4%	61.5%	60.1%	58.8%
% of FP17s for the same patient ID Re-attending between 3 & 9 months - Adults	2,100	4,399	47.7%	55.3%	53.3%	51.0%
% of FP17s for Band 1 Urgent Courses	636	6,358	10.0%	7.9%	9.0%	9.0%
% of FP17s Relating to Free Repair or Replacements	38	6,358	0.6%	0.9%	1.0%	0.8%
% of FP17s Relating to Continuations	23	6,358	0.4%	0.9%	1.0%	0.9%
% of Patients satisfied with the dentistry they have received	4	4	N/A	91.5%	93.8%	93.2%
% of Patients satisfied with the time they had to wait for an appointment	3	4	N/A	86.9%	89.4%	88.3%

* This is based on patients treated on this contract for their most recent course of treatment. Figures in italics indicate the base number of FP17s or Patient Questionnaire responses are less than 100. N/A is shown where the base number of responses is less than 10 during the period. % is calculated as Quantity/Base number*100

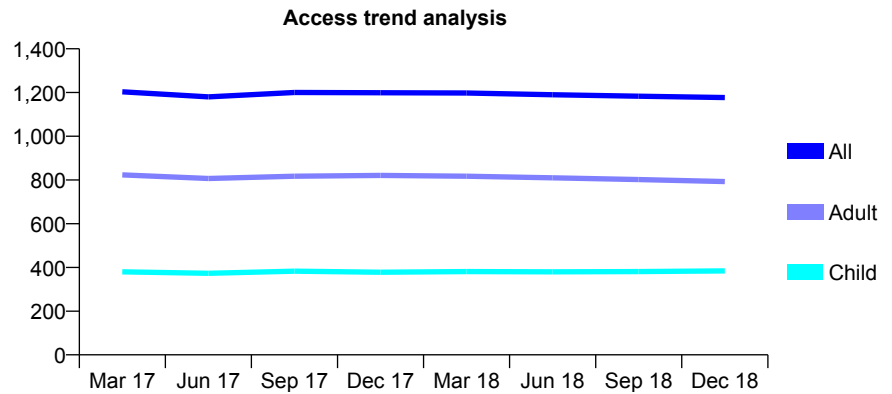
Q52 - Vital Signs At a Glance Contract Report for 151823/0001 - December 2018

Name or company name	Brighthouse Dental Team Ltd
Contract type name	GDS Contract
Purpose of contract	General
Contract start date	26/10/2013
Contract end date	

18/19 Contracted general activity (UDA)	3,400
Carry forward general activity (UDA)	57
18/19 Contracted orthodontic activity (UOA)	0
Carry forward orthodontic activity (UOA)	0
Baseline contract value	£92,495.79

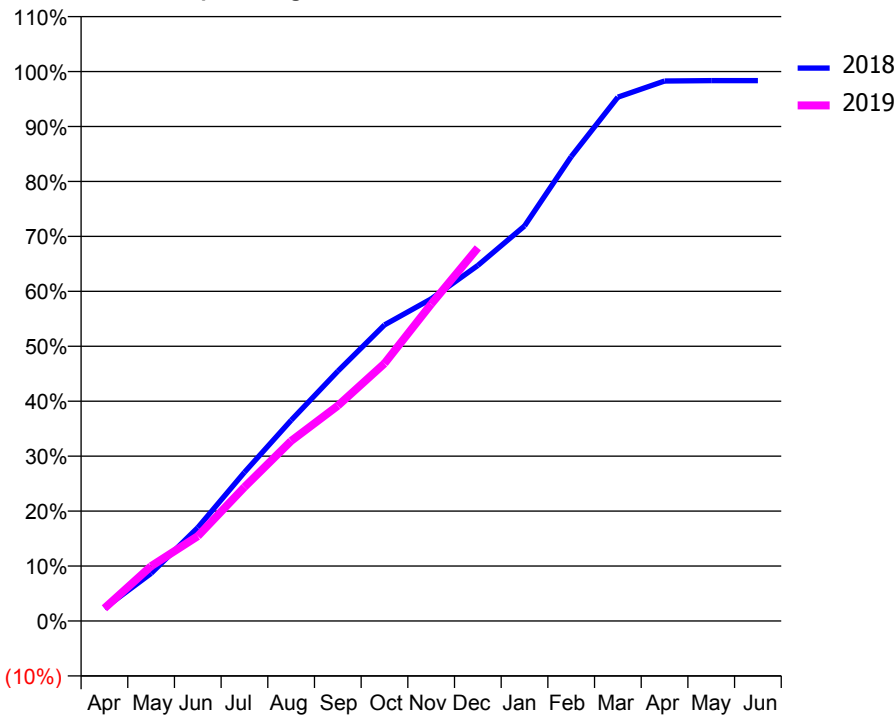
ACCESS*

Patients seen in 24 months	Total	Change since previous quarter
Quarter ending December 2017	1,199	
Quarter ending March 2018	1,198	→
Quarter ending June 2018	1,190	→
Quarter ending September 2018	1,183	→
Quarter ending December 2018	1,177	→
Variance since December 2017	(1.8%)	↓



ACTIVITY

Cumulative percentage of contracted UDA delivered 2018 & 2019



Month	Adjusted Scheduled Activity (UDA)	
	2018	2019
April	79	79
May	295	340
June	578	525
July	920	829
August	1,242	1,114
September	1,545	1,332
October	1,832	1,594
November	1,993	1,961
December	2,200	2,309
January	2,444	
February	2,873	
March	3,241	
April	3,341	
May	3,343	
June	3,343	

QUALITY

	Quantity	Base Number	Contract	AT	Region	England
% of FP17s for the same patient ID Re-attending within 3 months - Children	50	487	10.3%	10.2%	12.3%	11.8%
% of FP17s for the same patient ID Re-attending within 3 months - Adults	289	1,107	26.1%	13.7%	15.8%	15.6%
% of FP17s for the same patient ID Re-attending between 3 & 9 months - Children	340	487	69.8%	61.5%	60.1%	58.8%
% of FP17s for the same patient ID Re-attending between 3 & 9 months - Adults	673	1,107	60.8%	55.3%	53.3%	51.0%
% of FP17s for Band 1 Urgent Courses	127	1,531	8.3%	7.9%	9.0%	9.0%
% of FP17s Relating to Free Repair or Replacements	5	1,531	0.3%	0.9%	1.0%	0.8%
% of FP17s Relating to Continuations	5	1,531	0.3%	0.9%	1.0%	0.9%
% of Patients satisfied with the dentistry they have received	1	1	N/A	91.5%	93.8%	93.2%
% of Patients satisfied with the time they had to wait for an appointment	1	1	N/A	86.9%	89.4%	88.3%

* This is based on patients treated on this contract for their most recent course of treatment. Figures in italics indicate the base number of FP17s or Patient Questionnaire responses are less than 100. N/A is shown where the base number of responses is less than 10 during the period. % is calculated as Quantity/Base number*100

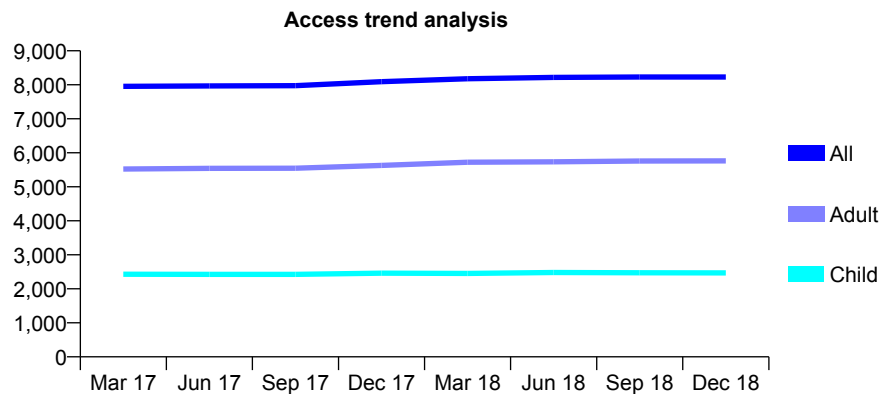
Q52 - Vital Signs At a Glance Contract Report for 154520/0001 - December 2018

Name or company name	K S Hunjan Associates Limited
Contract type name	GDS Contract
Purpose of contract	General
Contract start date	01/04/2010
Contract end date	

18/19 Contracted general activity (UDA)	25,000
Carry forward general activity (UDA)	-500
18/19 Contracted orthodontic activity (UOA)	0
Carry forward orthodontic activity (UOA)	0
Baseline contract value	£807,638.32

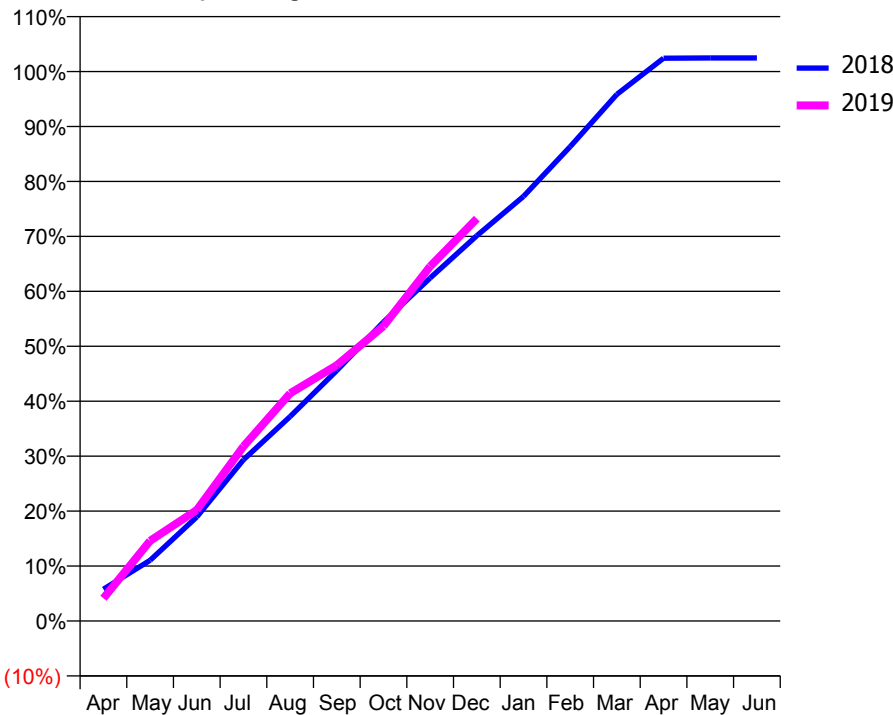
ACCESS*

Patients seen in 24 months	Total	Change since previous quarter
Quarter ending December 2017	8,093	
Quarter ending March 2018	8,177	→
Quarter ending June 2018	8,216	→
Quarter ending September 2018	8,231	→
Quarter ending December 2018	8,228	→
Variance since December 2017	1.7%	→



ACTIVITY

Cumulative percentage of contracted UDA delivered 2018 & 2019



Month	Adjusted Scheduled Activity (UDA)	
	2018	2019
April	1,447	1,037
May	2,764	3,648
June	4,736	5,053
July	7,336	7,943
August	9,303	10,361
September	11,396	11,638
October	13,607	13,414
November	15,604	16,135
December	17,528	18,306
January	19,320	
February	21,583	
March	23,961	
April	25,603	
May	25,617	
June	25,616	

QUALITY

	Quantity	Base Number	Contract	AT	Region	England
% of FP17s for the same patient ID Re-attending within 3 months - Children	285	3,014	9.5%	10.2%	12.3%	11.8%
% of FP17s for the same patient ID Re-attending within 3 months - Adults	1,306	7,216	18.1%	13.7%	15.8%	15.6%
% of FP17s for the same patient ID Re-attending between 3 & 9 months - Children	1,969	3,014	65.3%	61.5%	60.1%	58.8%
% of FP17s for the same patient ID Re-attending between 3 & 9 months - Adults	4,297	7,216	59.5%	55.3%	53.3%	51.0%
% of FP17s for Band 1 Urgent Courses	978	9,201	10.6%	7.9%	9.0%	9.0%
% of FP17s Relating to Free Repair or Replacements	58	9,201	0.6%	0.9%	1.0%	0.8%
% of FP17s Relating to Continuations	108	9,201	1.2%	0.9%	1.0%	0.9%
% of Patients satisfied with the dentistry they have received	1	2	N/A	91.5%	93.8%	93.2%
% of Patients satisfied with the time they had to wait for an appointment	2	2	N/A	86.9%	89.4%	88.3%

* This is based on patients treated on this contract for their most recent course of treatment. Figures in italics indicate the base number of FP17s or Patient Questionnaire responses are less than 100. N/A is shown where the base number of responses is less than 10 during the period. % is calculated as Quantity/Base number*100

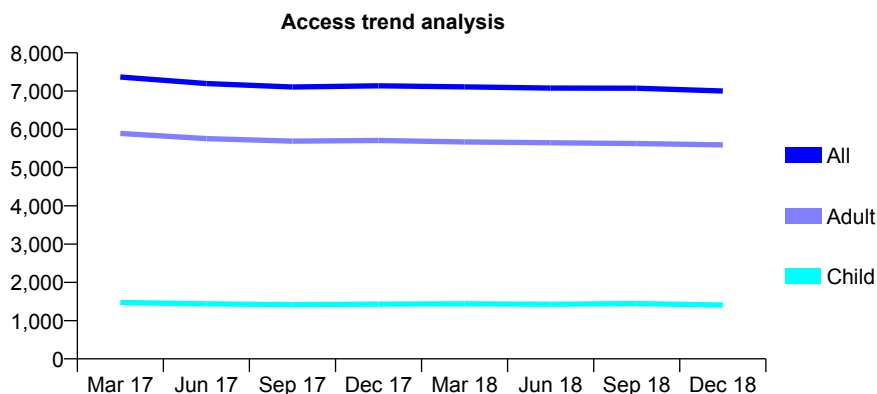
Q52 - Vital Signs At a Glance Contract Report for 154660/0001 - December 2018

Name or company name	Northgate Practice Limited
Contract type name	GDS Contract
Purpose of contract	General
Contract start date	01/06/2011
Contract end date	

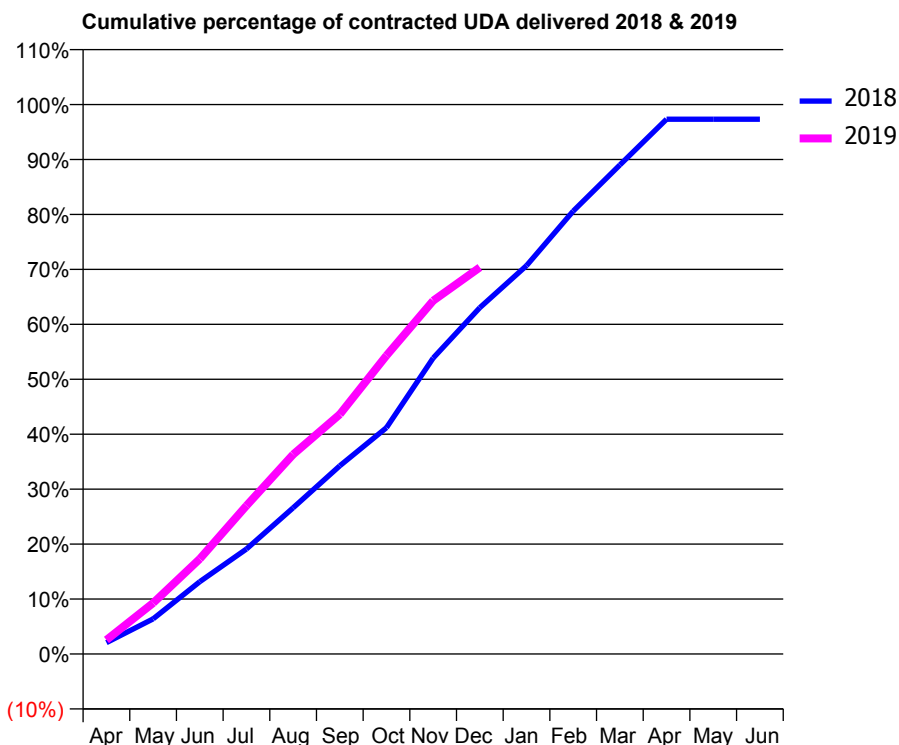
18/19 Contracted general activity (UDA)	20,000
Carry forward general activity (UDA)	536
18/19 Contracted orthodontic activity (UOA)	0
Carry forward orthodontic activity (UOA)	0
Baseline contract value	£785,069.74

ACCESS*

Patients seen in 24 months	Total	Change since previous quarter
Quarter ending December 2017	7,138	
Quarter ending March 2018	7,108	→
Quarter ending June 2018	7,078	→
Quarter ending September 2018	7,074	→
Quarter ending December 2018	7,000	↓
Variance since December 2017	(1.9%)	↓



ACTIVITY



Month	Adjusted Scheduled Activity (UDA)	
	2018	2019
April	415	510
May	1,278	1,856
June	2,632	3,463
July	3,820	5,397
August	5,320	7,261
September	6,852	8,724
October	8,240	10,865
November	10,774	12,857
December	12,605	14,073
January	14,137	
February	16,119	
March	17,798	
April	19,464	
May	19,464	
June	19,464	

QUALITY

	Quantity	Base Number	Contract	AT	Region	England
% of FP17s for the same patient ID Re-attending within 3 months - Children	116	1,793	6.5%	10.2%	12.3%	11.8%
% of FP17s for the same patient ID Re-attending within 3 months - Adults	1,002	6,872	14.6%	13.7%	15.8%	15.6%
% of FP17s for the same patient ID Re-attending between 3 & 9 months - Children	1,259	1,793	70.2%	61.5%	60.1%	58.8%
% of FP17s for the same patient ID Re-attending between 3 & 9 months - Adults	4,144	6,872	60.3%	55.3%	53.3%	51.0%
% of FP17s for Band 1 Urgent Courses	512	7,896	6.5%	7.9%	9.0%	9.0%
% of FP17s Relating to Free Repair or Replacements	140	7,896	1.8%	0.9%	1.0%	0.8%
% of FP17s Relating to Continuations	189	7,896	2.4%	0.9%	1.0%	0.9%
% of Patients satisfied with the dentistry they have received	5	5	N/A	91.5%	93.8%	93.2%
% of Patients satisfied with the time they had to wait for an appointment	4	5	N/A	86.9%	89.4%	88.3%

* This is based on patients treated on this contract for their most recent course of treatment. Figures in italics indicate the base number of FP17s or Patient Questionnaire responses are less than 100. N/A is shown where the base number of responses is less than 10 during the period. % is calculated as Quantity/Base number*100

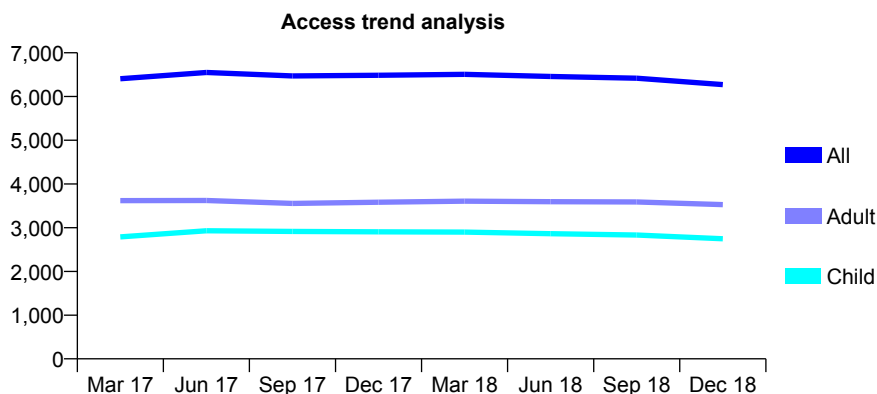
Q52 - Vital Signs At a Glance Contract Report for 156809/0001 - December 2018

Name or company name	Thornhill Dental Surgery Ltd
Contract type name	GDS Contract
Purpose of contract	General
Contract start date	01/10/2012
Contract end date	

18/19 Contracted general activity (UDA)	20,625
Carry forward general activity (UDA)	-247
18/19 Contracted orthodontic activity (UOA)	0
Carry forward orthodontic activity (UOA)	0
Baseline contract value	£747,615.63

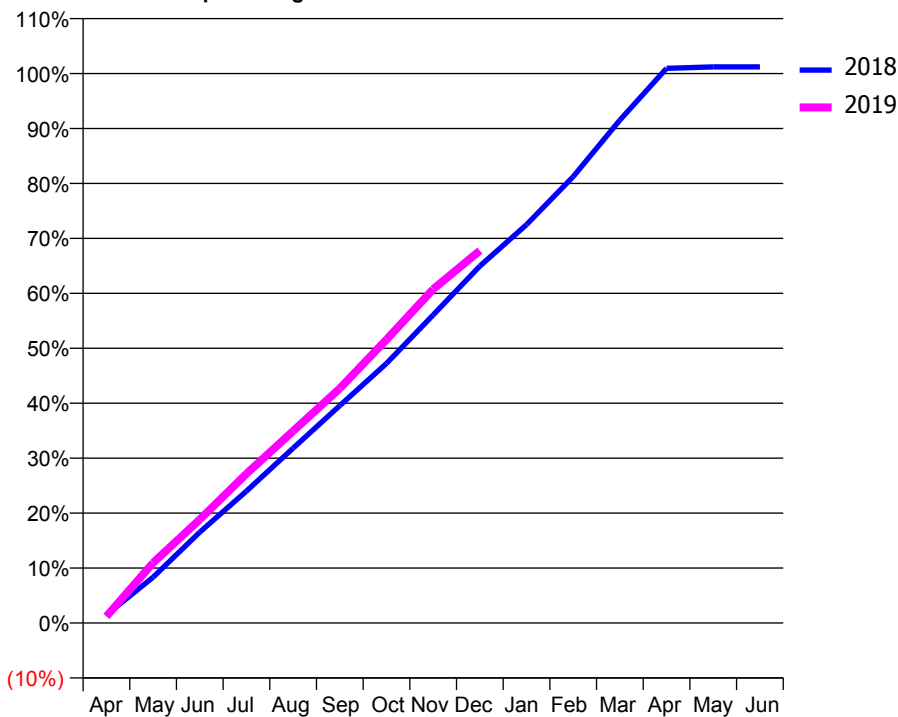
ACCESS*

Patients seen in 24 months	Total	Change since previous quarter
Quarter ending December 2017	6,486	
Quarter ending March 2018	6,506	→
Quarter ending June 2018	6,458	→
Quarter ending September 2018	6,419	→
Quarter ending December 2018	6,272	↓
Variance since December 2017	(3.3%)	↓



ACTIVITY

Cumulative percentage of contracted UDA delivered 2018 & 2019



Month	Adjusted Scheduled Activity (UDA)	
	2018	2019
April	308	247
May	1,720	2,259
June	3,413	3,884
July	4,951	5,601
August	6,565	7,205
September	8,158	8,805
October	9,741	10,636
November	11,562	12,532
December	13,398	13,977
January	14,951	
February	16,756	
March	18,878	
April	20,818	
May	20,875	
June	20,872	

QUALITY

	Quantity	Base Number	Contract	AT	Region	England
% of FP17s for the same patient ID Re-attending within 3 months - Children	394	4,599	8.6%	10.2%	12.3%	11.8%
% of FP17s for the same patient ID Re-attending within 3 months - Adults	482	4,037	11.9%	13.7%	15.8%	15.6%
% of FP17s for the same patient ID Re-attending between 3 & 9 months - Children	3,632	4,599	79.0%	61.5%	60.1%	58.8%
% of FP17s for the same patient ID Re-attending between 3 & 9 months - Adults	2,610	4,037	64.7%	55.3%	53.3%	51.0%
% of FP17s for Band 1 Urgent Courses	351	7,602	4.6%	7.9%	9.0%	9.0%
% of FP17s Relating to Free Repair or Replacements	75	7,602	1.0%	0.9%	1.0%	0.8%
% of FP17s Relating to Continuations	28	7,602	0.4%	0.9%	1.0%	0.9%
% of Patients satisfied with the dentistry they have received	19	20	95.0%	91.5%	93.8%	93.2%
% of Patients satisfied with the time they had to wait for an appointment	19	20	95.0%	86.9%	89.4%	88.3%

* This is based on patients treated on this contract for their most recent course of treatment. Figures in italics indicate the base number of FP17s or Patient Questionnaire responses are less than 100. N/A is shown where the base number of responses is less than 10 during the period. % is calculated as Quantity/Base number*100

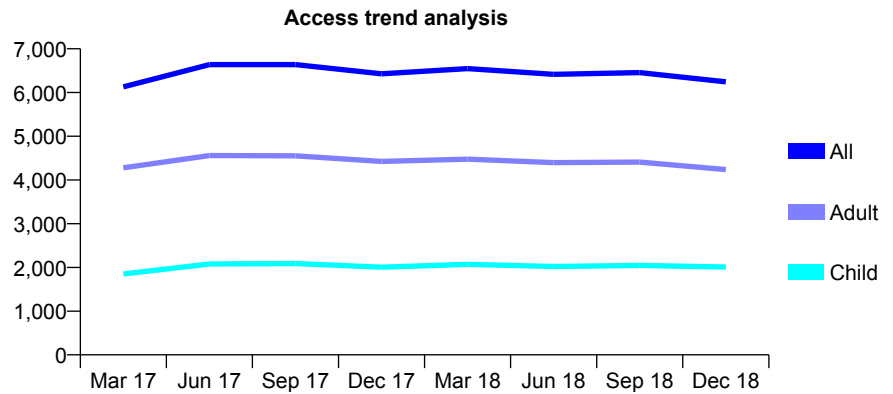
Q52 - Vital Signs At a Glance Contract Report for 158267/0001 - December 2018

Name or company name	WALRUS DENTAL CARE LTD
Contract type name	GDS Contract
Purpose of contract	General
Contract start date	01/10/2009
Contract end date	

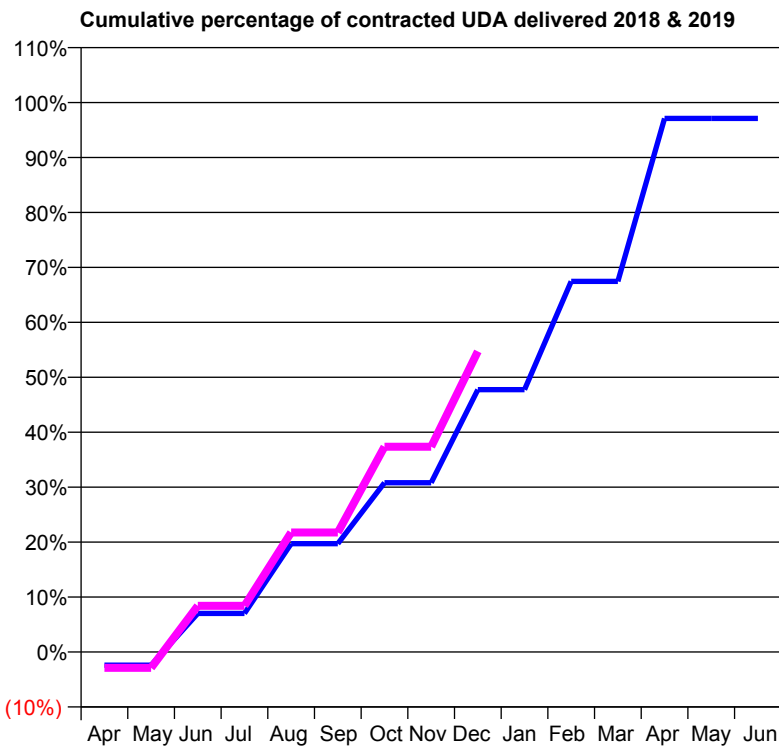
18/19 Contracted general activity (UDA)	21,877
Carry forward general activity (UDA)	635
18/19 Contracted orthodontic activity (UOA)	0
Carry forward orthodontic activity (UOA)	0
Baseline contract value	£633,162.52

ACCESS*

Patients seen in 24 months	Total	Change since previous quarter
Quarter ending December 2017	6,429	
Quarter ending March 2018	6,546	→
Quarter ending June 2018	6,417	↓
Quarter ending September 2018	6,455	→
Quarter ending December 2018	6,245	↓
Variance since December 2017	(2.9%)	↓



ACTIVITY



Month	Adjusted Scheduled Activity (UDA)	
	2018	2019
April	-527	-635
May	-527	-635
June	1,535	1,841
July	1,535	1,841
August	4,311	4,760
September	4,311	4,760
October	6,739	8,172
November	6,739	8,172
December	10,446	11,971
January	10,446	
February	14,757	
March	14,757	
April	21,245	
May	21,245	
June	21,242	

QUALITY

	Quantity	Base Number	Contract	AT	Region	England
% of FP17s for the same patient ID Re-attending within 3 months - Children	258	2,449	10.5%	10.2%	12.3%	11.8%
% of FP17s for the same patient ID Re-attending within 3 months - Adults	609	4,465	13.6%	13.7%	15.8%	15.6%
% of FP17s for the same patient ID Re-attending between 3 & 9 months - Children	1,329	2,449	54.3%	61.5%	60.1%	58.8%
% of FP17s for the same patient ID Re-attending between 3 & 9 months - Adults	2,410	4,465	54.0%	55.3%	53.3%	51.0%
% of FP17s for Band 1 Urgent Courses	390	4,679	8.3%	7.9%	9.0%	9.0%
% of FP17s Relating to Free Repair or Replacements	48	4,679	1.0%	0.9%	1.0%	0.8%
% of FP17s Relating to Continuations	2	4,679	0.0%	0.9%	1.0%	0.9%
% of Patients satisfied with the dentistry they have received	2	3	N/A	91.5%	93.8%	93.2%
% of Patients satisfied with the time they had to wait for an appointment	2	3	N/A	86.9%	89.4%	88.3%

* This is based on patients treated on this contract for their most recent course of treatment. Figures in italics indicate the base number of FP17s or Patient Questionnaire responses are less than 100. N/A is shown where the base number of responses is less than 10 during the period. % is calculated as Quantity/Base number*100

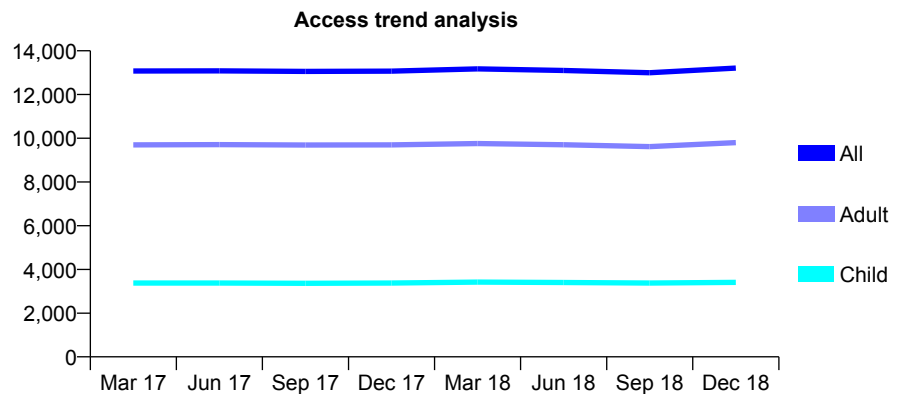
Q52 - Vital Signs At a Glance Contract Report for 159492/0001 - December 2018

Name or company name	James Taylor & Partners Ltd
Contract type name	GDS Contract
Purpose of contract	General
Contract start date	01/11/2010
Contract end date	

18/19 Contracted general activity (UDA)	42,343
Carry forward general activity (UDA)	0
18/19 Contracted orthodontic activity (UOA)	0
Carry forward orthodontic activity (UOA)	0
Baseline contract value	£1,167,310.82

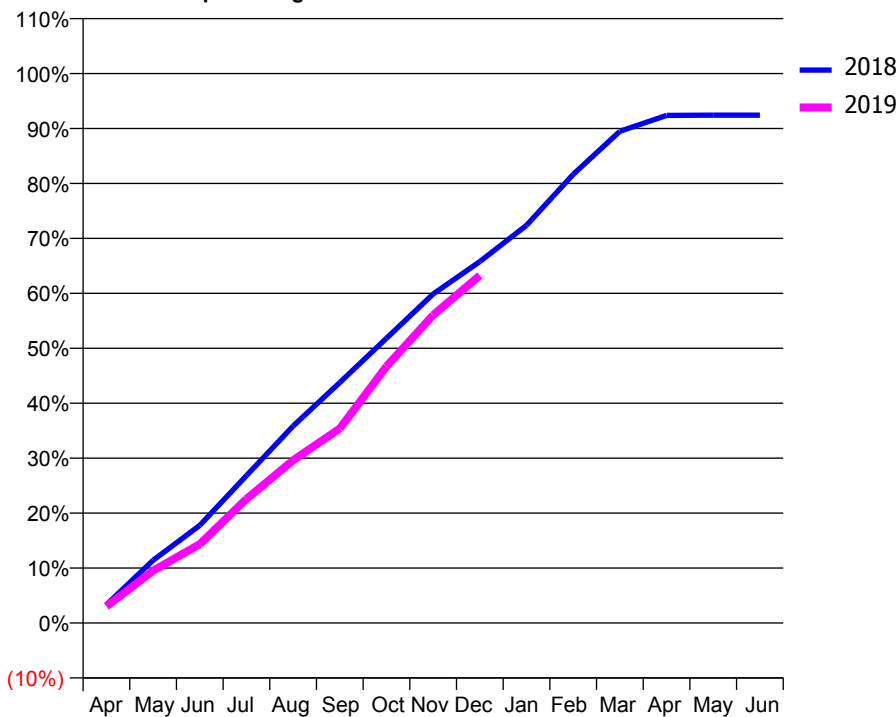
ACCESS*

Patients seen in 24 months	Total	Change since previous quarter
Quarter ending December 2017	13,070	
Quarter ending March 2018	13,175	→
Quarter ending June 2018	13,101	→
Quarter ending September 2018	12,995	→
Quarter ending December 2018	13,208	→
Variance since December 2017	1.1%	→



ACTIVITY

Cumulative percentage of contracted UDA delivered 2018 & 2019



Month	Adjusted Scheduled Activity (UDA)	
	2018	2019
April	1,416	1,283
May	4,835	4,028
June	7,525	6,079
July	11,355	9,562
August	15,182	12,539
September	18,533	14,983
October	21,944	19,777
November	25,354	23,733
December	27,847	26,781
January	30,648	
February	34,574	
March	37,888	
April	39,109	
May	39,130	
June	39,129	

QUALITY

	Quantity	Base Number	Contract	AT	Region	England
% of FP17s for the same patient ID Re-attending within 3 months - Children	344	4,023	8.6%	10.2%	12.3%	11.8%
% of FP17s for the same patient ID Re-attending within 3 months - Adults	1,306	10,581	12.3%	13.7%	15.8%	15.6%
% of FP17s for the same patient ID Re-attending between 3 & 9 months - Children	2,652	4,023	65.9%	61.5%	60.1%	58.8%
% of FP17s for the same patient ID Re-attending between 3 & 9 months - Adults	6,392	10,581	60.4%	55.3%	53.3%	51.0%
% of FP17s for Band 1 Urgent Courses	776	13,273	5.8%	7.9%	9.0%	9.0%
% of FP17s Relating to Free Repair or Replacements	84	13,273	0.6%	0.9%	1.0%	0.8%
% of FP17s Relating to Continuations	102	13,273	0.8%	0.9%	1.0%	0.9%
% of Patients satisfied with the dentistry they have received	5	5	N/A	91.5%	93.8%	93.2%
% of Patients satisfied with the time they had to wait for an appointment	5	5	N/A	86.9%	89.4%	88.3%

* This is based on patients treated on this contract for their most recent course of treatment. Figures in italics indicate the base number of FP17s or Patient Questionnaire responses are less than 100. N/A is shown where the base number of responses is less than 10 during the period. % is calculated as Quantity/Base number*100

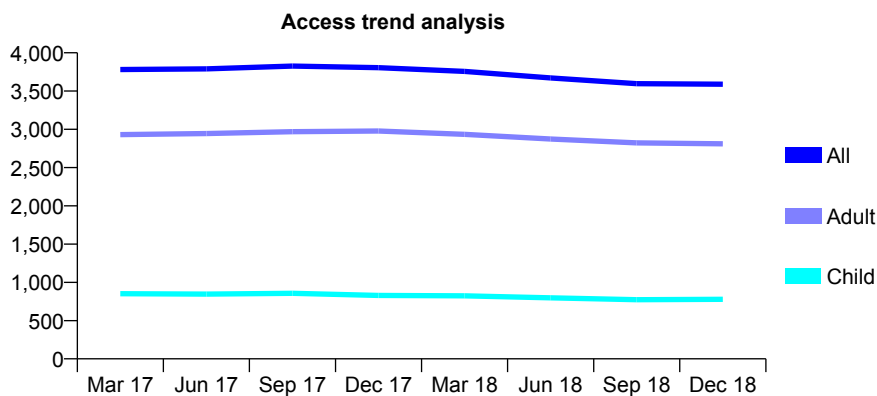
Q52 - Vital Signs At a Glance Contract Report for 159778/0001 - December 2018

Name or company name	Yorkshire Smiles Limited
Contract type name	GDS Contract
Purpose of contract	General
Contract start date	01/07/2012
Contract end date	

18/19 Contracted general activity (UDA)	16,750
Carry forward general activity (UDA)	0
18/19 Contracted orthodontic activity (UOA)	0
Carry forward orthodontic activity (UOA)	0
Baseline contract value	£488,355.25

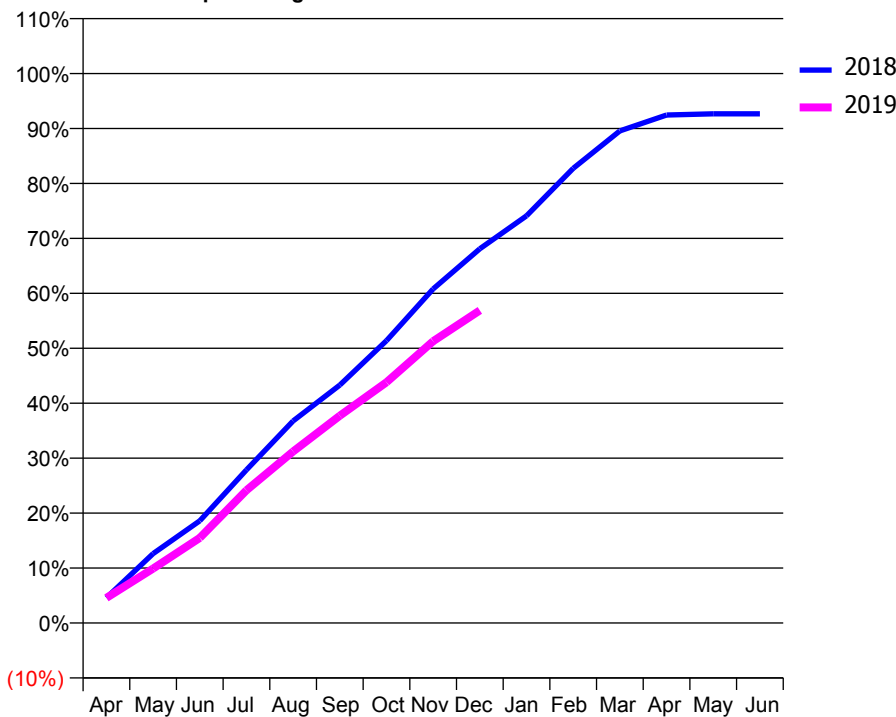
ACCESS*

Patients seen in 24 months	Total	Change since previous quarter
Quarter ending December 2017	3,806	
Quarter ending March 2018	3,757	↓
Quarter ending June 2018	3,671	↓
Quarter ending September 2018	3,596	↓
Quarter ending December 2018	3,589	→
Variance since December 2017	(5.7%)	↓



ACTIVITY

Cumulative percentage of contracted UDA delivered 2018 & 2019



Month	Adjusted Scheduled Activity (UDA)	
	2018	2019
April	771	767
May	2,117	1,661
June	3,117	2,594
July	4,669	4,046
August	6,159	5,228
September	7,253	6,318
October	8,609	7,340
November	10,184	8,589
December	11,409	9,531
January	12,411	
February	13,857	
March	14,999	
April	15,484	
May	15,520	
June	15,520	

QUALITY

	Quantity	Base Number	Contract	AT	Region	England
% of FP17s for the same patient ID Re-attending within 3 months - Children	109	830	13.1%	10.2%	12.3%	11.8%
% of FP17s for the same patient ID Re-attending within 3 months - Adults	641	3,294	19.5%	13.7%	15.8%	15.6%
% of FP17s for the same patient ID Re-attending between 3 & 9 months - Children	474	830	57.1%	61.5%	60.1%	58.8%
% of FP17s for the same patient ID Re-attending between 3 & 9 months - Adults	1,933	3,294	58.7%	55.3%	53.3%	51.0%
% of FP17s for Band 1 Urgent Courses	368	3,926	9.4%	7.9%	9.0%	9.0%
% of FP17s Relating to Free Repair or Replacements	33	3,926	0.8%	0.9%	1.0%	0.8%
% of FP17s Relating to Continuations	157	3,926	4.0%	0.9%	1.0%	0.9%
% of Patients satisfied with the dentistry they have received	3	3	N/A	91.5%	93.8%	93.2%
% of Patients satisfied with the time they had to wait for an appointment	3	3	N/A	86.9%	89.4%	88.3%

* This is based on patients treated on this contract for their most recent course of treatment. Figures in italics indicate the base number of FP17s or Patient Questionnaire responses are less than 100. N/A is shown where the base number of responses is less than 10 during the period. % is calculated as Quantity/Base number*100

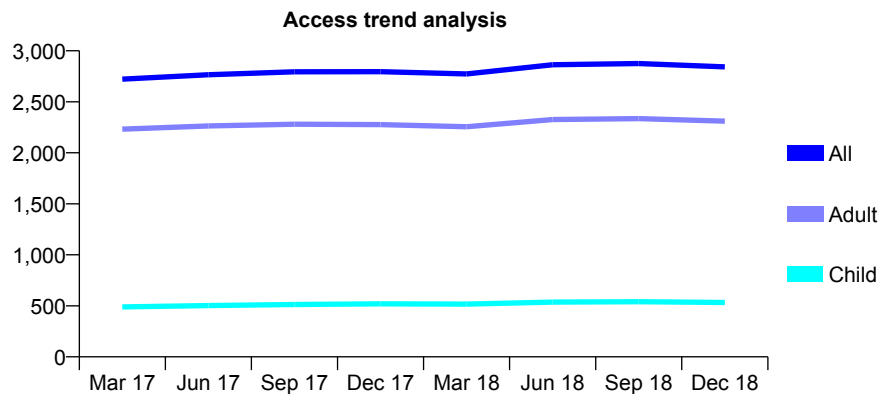
Q52 - Vital Signs At a Glance Contract Report for 160962/0001 - December 2018

Name or company name	Chris Anderson Dental Surgeon Limited
Contract type name	GDS Contract
Purpose of contract	General
Contract start date	01/05/2012
Contract end date	

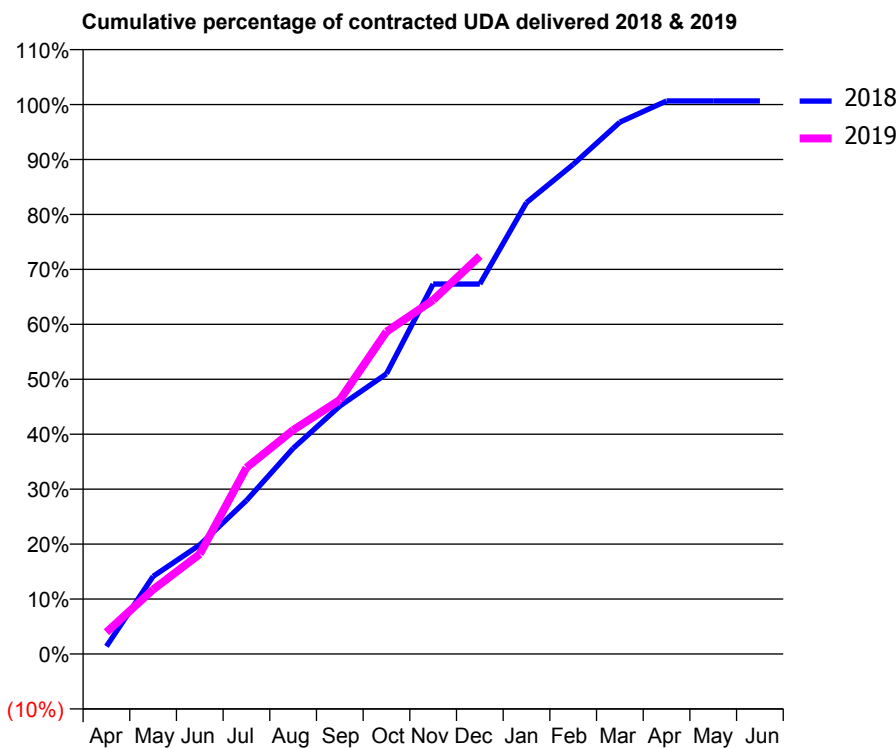
18/19 Contracted general activity (UDA)	5,910
Carry forward general activity (UDA)	-38
18/19 Contracted orthodontic activity (UOA)	0
Carry forward orthodontic activity (UOA)	0
Baseline contract value	£179,202.76

ACCESS*

Patients seen in 24 months	Total	Change since previous quarter
Quarter ending December 2017	2,796	
Quarter ending March 2018	2,773	→
Quarter ending June 2018	2,863	↑
Quarter ending September 2018	2,875	→
Quarter ending December 2018	2,843	↓
Variance since December 2017	1.7%	→



ACTIVITY



Month	Adjusted Scheduled Activity (UDA)	
	2018	2019
April	83	235
May	836	693
June	1,174	1,075
July	1,651	2,004
August	2,212	2,408
September	2,667	2,733
October	3,013	3,468
November	3,980	3,807
December	3,980	4,280
January	4,856	
February	5,266	
March	5,720	
April	5,948	
May	5,948	
June	5,948	

QUALITY

	Quantity	Base Number	Contract	AT	Region	England
% of FP17s for the same patient ID Re-attending within 3 months - Children	16	538	3.0%	10.2%	12.3%	11.8%
% of FP17s for the same patient ID Re-attending within 3 months - Adults	189	2,310	8.2%	13.7%	15.8%	15.6%
% of FP17s for the same patient ID Re-attending between 3 & 9 months - Children	227	538	42.2%	61.5%	60.1%	58.8%
% of FP17s for the same patient ID Re-attending between 3 & 9 months - Adults	1,192	2,310	51.6%	55.3%	53.3%	51.0%
% of FP17s for Band 1 Urgent Courses	95	1,992	4.8%	7.9%	9.0%	9.0%
% of FP17s Relating to Free Repair or Replacements	16	1,992	0.8%	0.9%	1.0%	0.8%
% of FP17s Relating to Continuations	19	1,992	1.0%	0.9%	1.0%	0.9%
% of Patients satisfied with the dentistry they have received	1	1	N/A	91.5%	93.8%	93.2%
% of Patients satisfied with the time they had to wait for an appointment	1	1	N/A	86.9%	89.4%	88.3%

* This is based on patients treated on this contract for their most recent course of treatment. Figures in italics indicate the base number of FP17s or Patient Questionnaire responses are less than 100. N/A is shown where the base number of responses is less than 10 during the period. % is calculated as Quantity/Base number*100

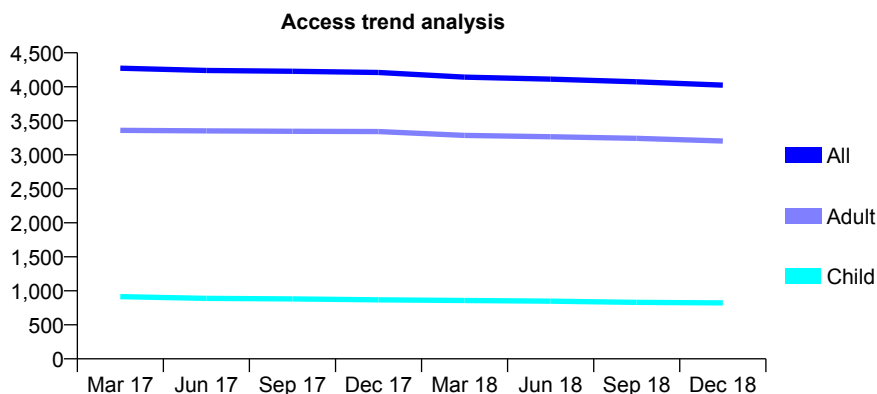
Q52 - Vital Signs At a Glance Contract Report for 161071/0001 - December 2018

Name or company name	Nichols and Fisher Dental Care
Contract type name	GDS Contract
Purpose of contract	General
Contract start date	01/08/2006
Contract end date	

18/19 Contracted general activity (UDA)	11,228
Carry forward general activity (UDA)	-92
18/19 Contracted orthodontic activity (UOA)	0
Carry forward orthodontic activity (UOA)	0
Baseline contract value	£395,201.28

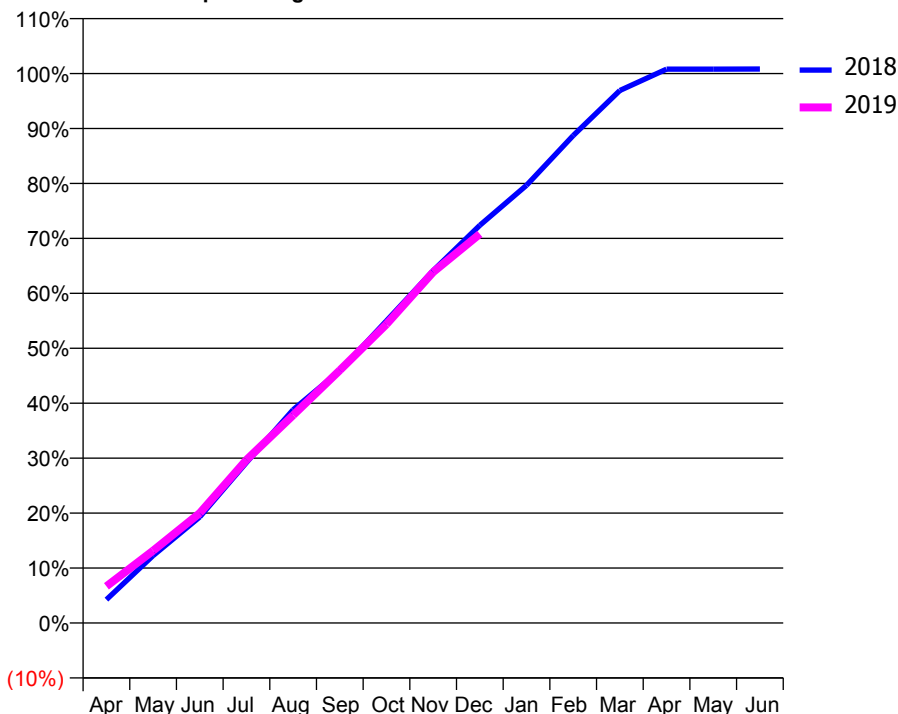
ACCESS*

Patients seen in 24 months	Total	Change since previous quarter
Quarter ending December 2017	4,210	
Quarter ending March 2018	4,142	↓
Quarter ending June 2018	4,113	→
Quarter ending September 2018	4,074	→
Quarter ending December 2018	4,025	↓
Variance since December 2017	(4.4%)	↓



ACTIVITY

Cumulative percentage of contracted UDA delivered 2018 & 2019



Month	Adjusted Scheduled Activity (UDA)	
	2018	2019
April	479	750
May	1,378	1,477
June	2,167	2,248
July	3,278	3,334
August	4,357	4,246
September	5,156	5,165
October	6,175	6,106
November	7,201	7,170
December	8,126	7,950
January	8,943	
February	9,960	
March	10,881	
April	11,316	
May	11,318	
June	11,320	

QUALITY

	Quantity	Base Number	Contract	AT	Region	England
% of FP17s for the same patient ID Re-attending within 3 months - Children	63	1,010	6.2%	10.2%	12.3%	11.8%
% of FP17s for the same patient ID Re-attending within 3 months - Adults	398	2,868	13.9%	13.7%	15.8%	15.6%
% of FP17s for the same patient ID Re-attending between 3 & 9 months - Children	635	1,010	62.9%	61.5%	60.1%	58.8%
% of FP17s for the same patient ID Re-attending between 3 & 9 months - Adults	1,074	2,868	37.4%	55.3%	53.3%	51.0%
% of FP17s for Band 1 Urgent Courses	258	3,713	6.9%	7.9%	9.0%	9.0%
% of FP17s Relating to Free Repair or Replacements	53	3,713	1.4%	0.9%	1.0%	0.8%
% of FP17s Relating to Continuations	77	3,713	2.1%	0.9%	1.0%	0.9%
% of Patients satisfied with the dentistry they have received	0	0	N/A	91.5%	93.8%	93.2%
% of Patients satisfied with the time they had to wait for an appointment	0	0	N/A	86.9%	89.4%	88.3%

* This is based on patients treated on this contract for their most recent course of treatment. Figures in italics indicate the base number of FP17s or Patient Questionnaire responses are less than 100. N/A is shown where the base number of responses is less than 10 during the period. % is calculated as Quantity/Base number*100

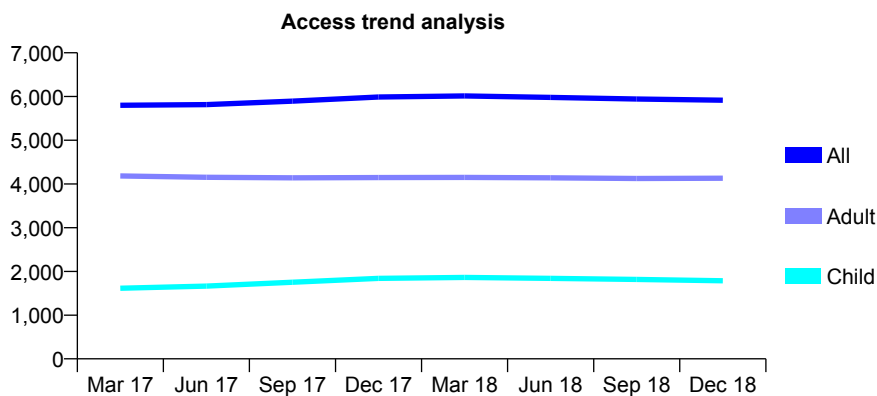
Q52 - Vital Signs At a Glance Contract Report for 161942/0001 - December 2018

Name or company name	Greenhead Dental Practice Limited
Contract type name	GDS Contract
Purpose of contract	General
Contract start date	01/11/2008
Contract end date	

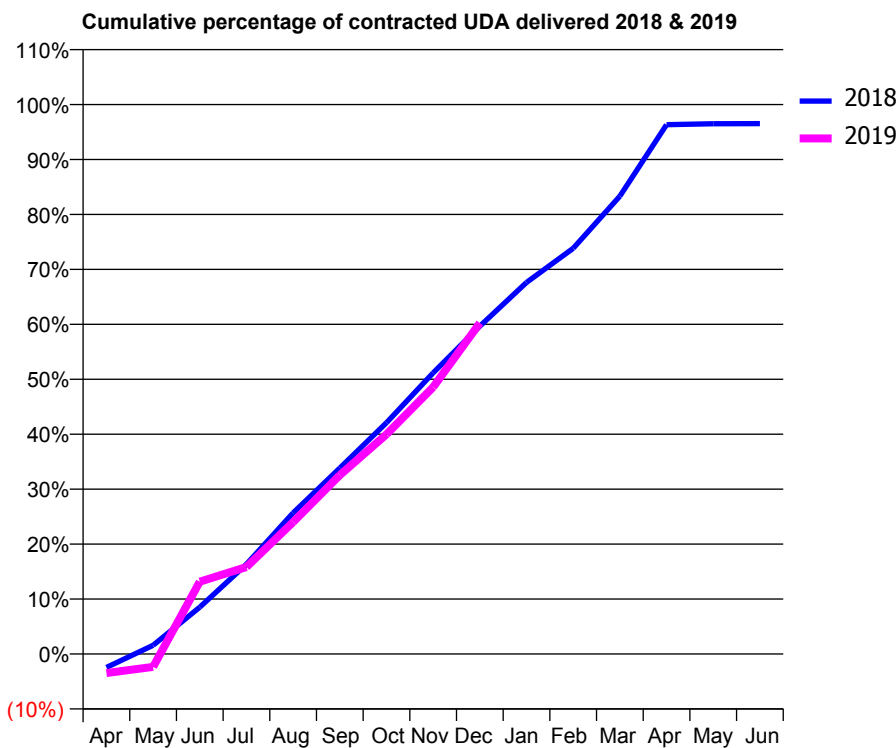
18/19 Contracted general activity (UDA)	18,600
Carry forward general activity (UDA)	648
18/19 Contracted orthodontic activity (UOA)	0
Carry forward orthodontic activity (UOA)	0
Baseline contract value	£486,603.64

ACCESS*

Patients seen in 24 months	Total	Change since previous quarter
Quarter ending December 2017	5,990	
Quarter ending March 2018	6,014	→
Quarter ending June 2018	5,981	→
Quarter ending September 2018	5,943	→
Quarter ending December 2018	5,915	→
Variance since December 2017	(1.3%)	↓



ACTIVITY



Month	Adjusted Scheduled Activity (UDA)	
	2018	2019
April	-459	-648
May	296	-440
June	1,589	2,448
July	3,042	2,944
August	4,778	4,468
September	6,295	6,057
October	7,828	7,435
November	9,518	9,033
December	11,098	11,207
January	12,578	
February	13,731	
March	15,496	
April	17,915	
May	17,950	
June	17,952	

QUALITY

	Quantity	Base Number	Contract	AT	Region	England
% of FP17s for the same patient ID Re-attending within 3 months - Children	239	2,388	10.0%	10.2%	12.3%	11.8%
% of FP17s for the same patient ID Re-attending within 3 months - Adults	880	5,523	15.9%	13.7%	15.8%	15.6%
% of FP17s for the same patient ID Re-attending between 3 & 9 months - Children	1,568	2,388	65.7%	61.5%	60.1%	58.8%
% of FP17s for the same patient ID Re-attending between 3 & 9 months - Adults	3,603	5,523	65.2%	55.3%	53.3%	51.0%
% of FP17s for Band 1 Urgent Courses	216	6,681	3.2%	7.9%	9.0%	9.0%
% of FP17s Relating to Free Repair or Replacements	61	6,681	0.9%	0.9%	1.0%	0.8%
% of FP17s Relating to Continuations	169	6,681	2.5%	0.9%	1.0%	0.9%
% of Patients satisfied with the dentistry they have received	2	2	N/A	91.5%	93.8%	93.2%
% of Patients satisfied with the time they had to wait for an appointment	1	2	N/A	86.9%	89.4%	88.3%

* This is based on patients treated on this contract for their most recent course of treatment. Figures in italics indicate the base number of FP17s or Patient Questionnaire responses are less than 100. N/A is shown where the base number of responses is less than 10 during the period. % is calculated as Quantity/Base number*100

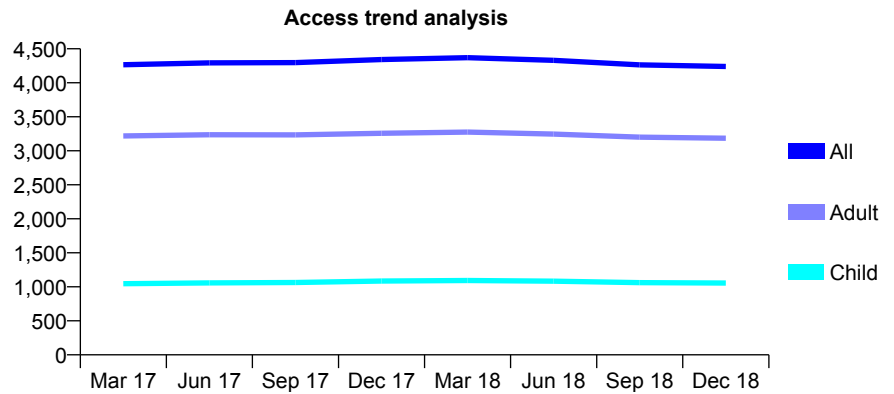
Q52 - Vital Signs At a Glance Contract Report for 162892/0001 - December 2018

Name or company name	Royd House Dental Practice Limited
Contract type name	GDS Contract
Purpose of contract	General
Contract start date	01/04/2007
Contract end date	

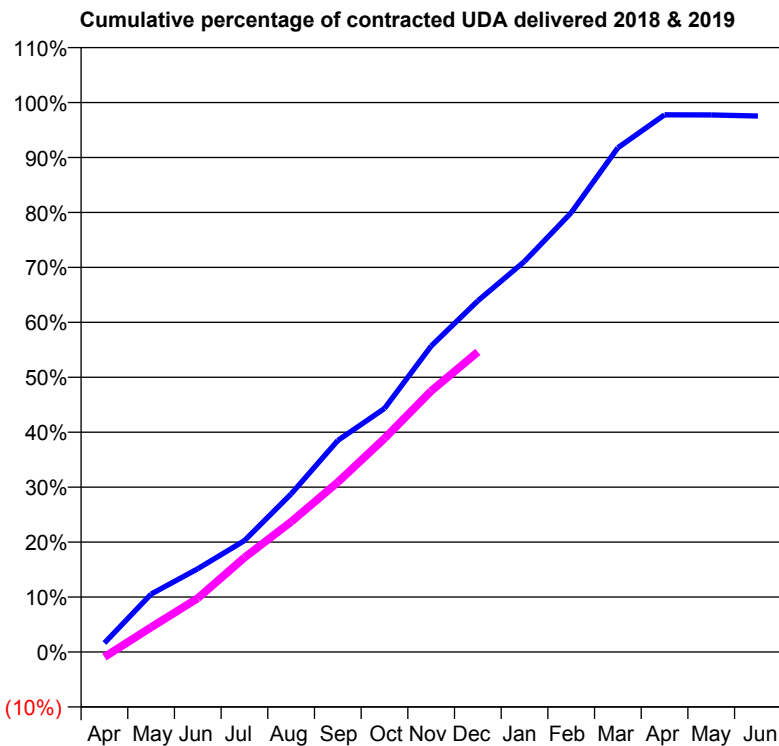
18/19 Contracted general activity (UDA)	12,786
Carry forward general activity (UDA)	486
18/19 Contracted orthodontic activity (UOA)	0
Carry forward orthodontic activity (UOA)	0
Baseline contract value	£303,463.11

ACCESS*

Patients seen in 24 months	Total	Change since previous quarter
Quarter ending December 2017	4,343	
Quarter ending March 2018	4,369	→
Quarter ending June 2018	4,330	→
Quarter ending September 2018	4,263	↓
Quarter ending December 2018	4,240	→
Variance since December 2017	(2.4%)	↓



ACTIVITY



Month	Adjusted Scheduled Activity (UDA)	
	2018	2019
April	208	-120
May	1,349	576
June	1,938	1,251
July	2,592	2,200
August	3,678	3,030
September	4,922	3,951
October	5,668	4,968
November	7,119	6,075
December	8,170	6,983
January	9,089	
February	10,222	
March	11,733	
April	12,499	
May	12,495	
June	12,470	

QUALITY

	Quantity	Base Number	Contract	AT	Region	England
% of FP17s for the same patient ID Re-attending within 3 months - Children	63	1,287	4.9%	10.2%	12.3%	11.8%
% of FP17s for the same patient ID Re-attending within 3 months - Adults	554	3,886	14.3%	13.7%	15.8%	15.6%
% of FP17s for the same patient ID Re-attending between 3 & 9 months - Children	1,012	1,287	78.6%	61.5%	60.1%	58.8%
% of FP17s for the same patient ID Re-attending between 3 & 9 months - Adults	2,781	3,886	71.6%	55.3%	53.3%	51.0%
% of FP17s for Band 1 Urgent Courses	169	3,945	4.3%	7.9%	9.0%	9.0%
% of FP17s Relating to Free Repair or Replacements	40	3,945	1.0%	0.9%	1.0%	0.8%
% of FP17s Relating to Continuations	30	3,945	0.8%	0.9%	1.0%	0.9%
% of Patients satisfied with the dentistry they have received	6	6	N/A	91.5%	93.8%	93.2%
% of Patients satisfied with the time they had to wait for an appointment	6	6	N/A	86.9%	89.4%	88.3%

* This is based on patients treated on this contract for their most recent course of treatment. Figures in italics indicate the base number of FP17s or Patient Questionnaire responses are less than 100. N/A is shown where the base number of responses is less than 10 during the period. % is calculated as Quantity/Base number*100

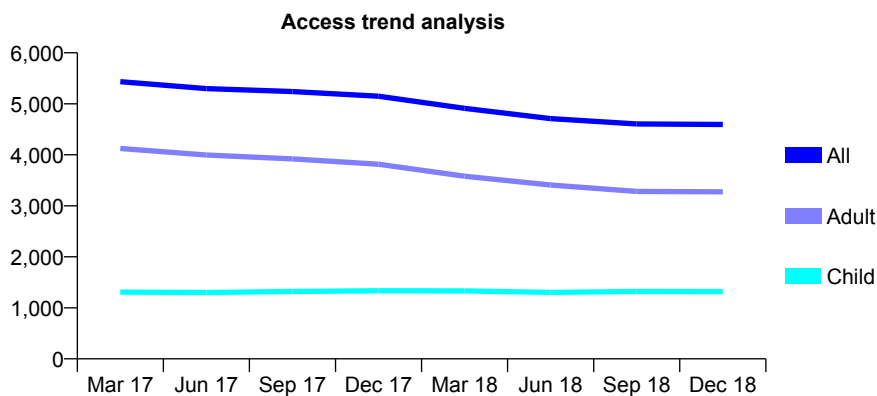
Q52 - Vital Signs At a Glance Contract Report for 162965/0001 - December 2018

Name or company name	Clarendon Dental Spa (Leeds) Ltd
Contract type name	GDS Contract
Purpose of contract	General
Contract start date	01/10/2008
Contract end date	

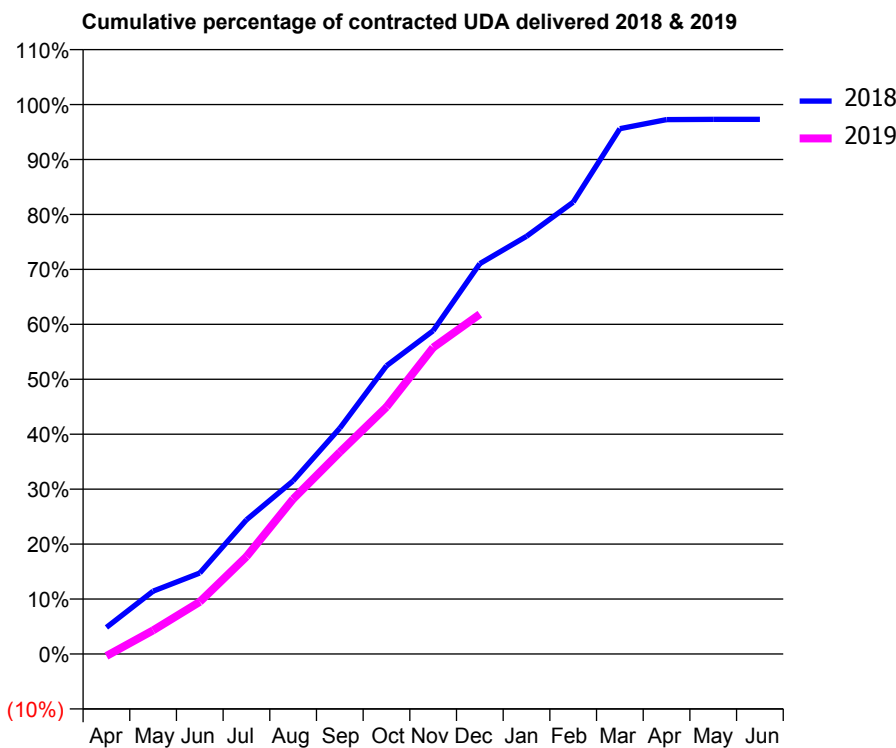
18/19 Contracted general activity (UDA)	13,200
Carry forward general activity (UDA)	355
18/19 Contracted orthodontic activity (UOA)	0
Carry forward orthodontic activity (UOA)	0
Baseline contract value	£353,509.23

ACCESS*

Patients seen in 24 months	Total	Change since previous quarter
Quarter ending December 2017	5,150	
Quarter ending March 2018	4,912	↓
Quarter ending June 2018	4,711	↓
Quarter ending September 2018	4,605	↓
Quarter ending December 2018	4,594	→
Variance since December 2017	(10.8%)	↓



ACTIVITY



Month	Adjusted Scheduled Activity (UDA)	
	2018	2019
April	638	-50
May	1,509	569
June	1,945	1,254
July	3,224	2,339
August	4,160	3,723
September	5,424	4,848
October	6,925	5,933
November	7,765	7,364
December	9,377	8,163
January	10,036	
February	10,853	
March	12,619	
April	12,838	
May	12,845	
June	12,845	

QUALITY

	Quantity	Base Number	Contract	AT	Region	England
% of FP17s for the same patient ID Re-attending within 3 months - Children	86	1,274	6.8%	10.2%	12.3%	11.8%
% of FP17s for the same patient ID Re-attending within 3 months - Adults	487	3,174	15.3%	13.7%	15.8%	15.6%
% of FP17s for the same patient ID Re-attending between 3 & 9 months - Children	740	1,274	58.1%	61.5%	60.1%	58.8%
% of FP17s for the same patient ID Re-attending between 3 & 9 months - Adults	1,675	3,174	52.8%	55.3%	53.3%	51.0%
% of FP17s for Band 1 Urgent Courses	426	4,306	9.9%	7.9%	9.0%	9.0%
% of FP17s Relating to Free Repair or Replacements	44	4,306	1.0%	0.9%	1.0%	0.8%
% of FP17s Relating to Continuations	12	4,306	0.3%	0.9%	1.0%	0.9%
% of Patients satisfied with the dentistry they have received	1	1	N/A	91.5%	93.8%	93.2%
% of Patients satisfied with the time they had to wait for an appointment	1	1	N/A	86.9%	89.4%	88.3%

* This is based on patients treated on this contract for their most recent course of treatment. Figures in italics indicate the base number of FP17s or Patient Questionnaire responses are less than 100. N/A is shown where the base number of responses is less than 10 during the period. % is calculated as Quantity/Base number*100

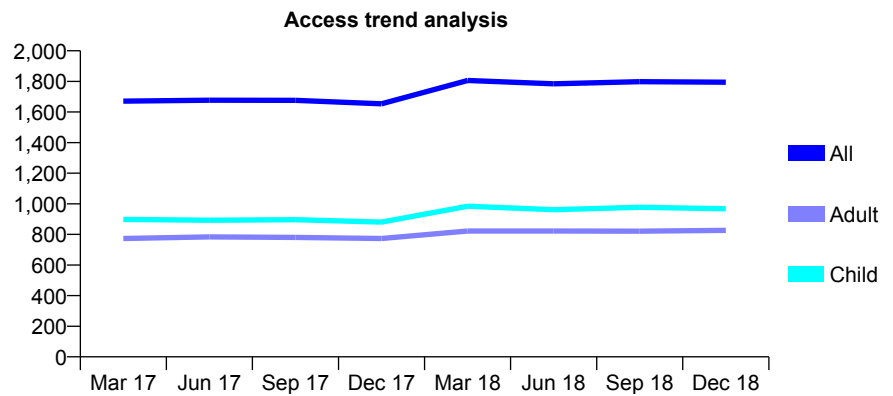
Q52 - Vital Signs At a Glance Contract Report for 164240/0001 - December 2018

Name or company name	Acorn Villas Dental Practice
Contract type name	GDS Contract
Purpose of contract	General
Contract start date	01/04/2013
Contract end date	

18/19 Contracted general activity (UDA)	5,926
Carry forward general activity (UDA)	0
18/19 Contracted orthodontic activity (UOA)	0
Carry forward orthodontic activity (UOA)	0
Baseline contract value	£167,914.75

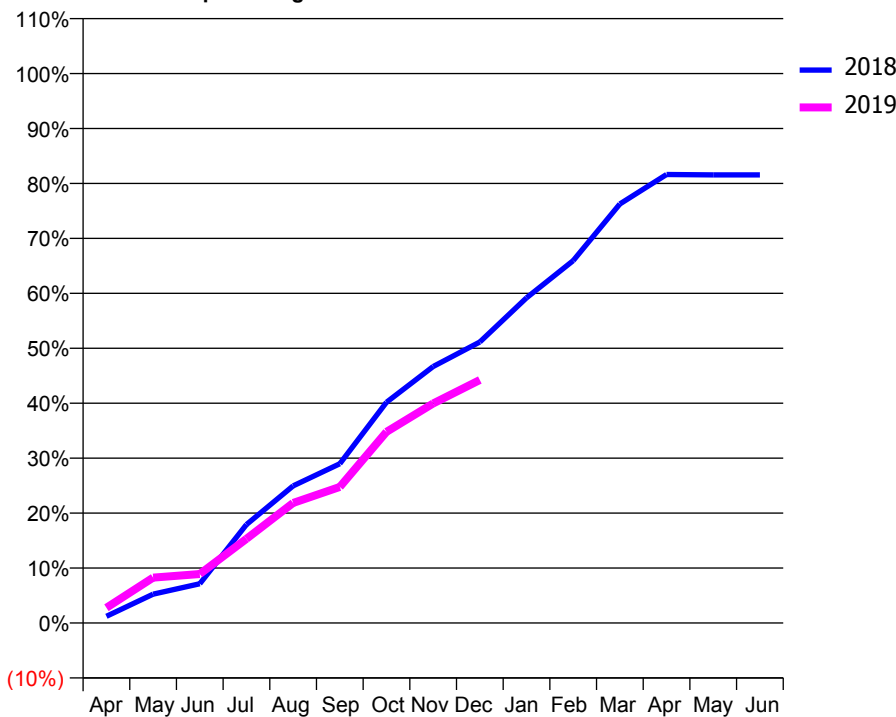
ACCESS*

Patients seen in 24 months	Total	Change since previous quarter
Quarter ending December 2017	1,654	
Quarter ending March 2018	1,806	↑
Quarter ending June 2018	1,784	↓
Quarter ending September 2018	1,798	→
Quarter ending December 2018	1,795	→
Variance since December 2017	8.5%	↑



ACTIVITY

Cumulative percentage of contracted UDA delivered 2018 & 2019



Month	Adjusted Scheduled Activity (UDA)	
	2018	2019
April	73	164
May	311	490
June	423	528
July	1,062	909
August	1,478	1,295
September	1,718	1,467
October	2,381	2,061
November	2,767	2,368
December	3,031	2,621
January	3,507	
February	3,908	
March	4,519	
April	4,836	
May	4,833	
June	4,833	

QUALITY

	Quantity	Base Number	Contract	AT	Region	England
% of FP17s for the same patient ID Re-attending within 3 months - Children	134	1,315	10.2%	10.2%	12.3%	11.8%
% of FP17s for the same patient ID Re-attending within 3 months - Adults	62	733	8.5%	13.7%	15.8%	15.6%
% of FP17s for the same patient ID Re-attending between 3 & 9 months - Children	944	1,315	71.8%	61.5%	60.1%	58.8%
% of FP17s for the same patient ID Re-attending between 3 & 9 months - Adults	451	733	61.5%	55.3%	53.3%	51.0%
% of FP17s for Band 1 Urgent Courses	66	1,863	3.5%	7.9%	9.0%	9.0%
% of FP17s Relating to Free Repair or Replacements	0	1,863	0.0%	0.9%	1.0%	0.8%
% of FP17s Relating to Continuations	18	1,863	1.0%	0.9%	1.0%	0.9%
% of Patients satisfied with the dentistry they have received	0	0	N/A	91.5%	93.8%	93.2%
% of Patients satisfied with the time they had to wait for an appointment	0	0	N/A	86.9%	89.4%	88.3%

* This is based on patients treated on this contract for their most recent course of treatment. Figures in italics indicate the base number of FP17s or Patient Questionnaire responses are less than 100. N/A is shown where the base number of responses is less than 10 during the period. % is calculated as Quantity/Base number*100

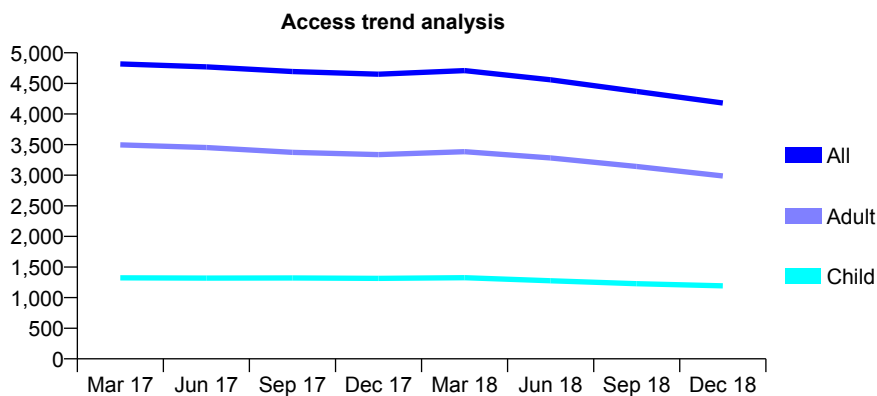
Q52 - Vital Signs At a Glance Contract Report for 164631/0001 - December 2018

Name or company name	Armley Dental Practice Partnership
Contract type name	GDS Contract
Purpose of contract	General
Contract start date	01/05/2013
Contract end date	

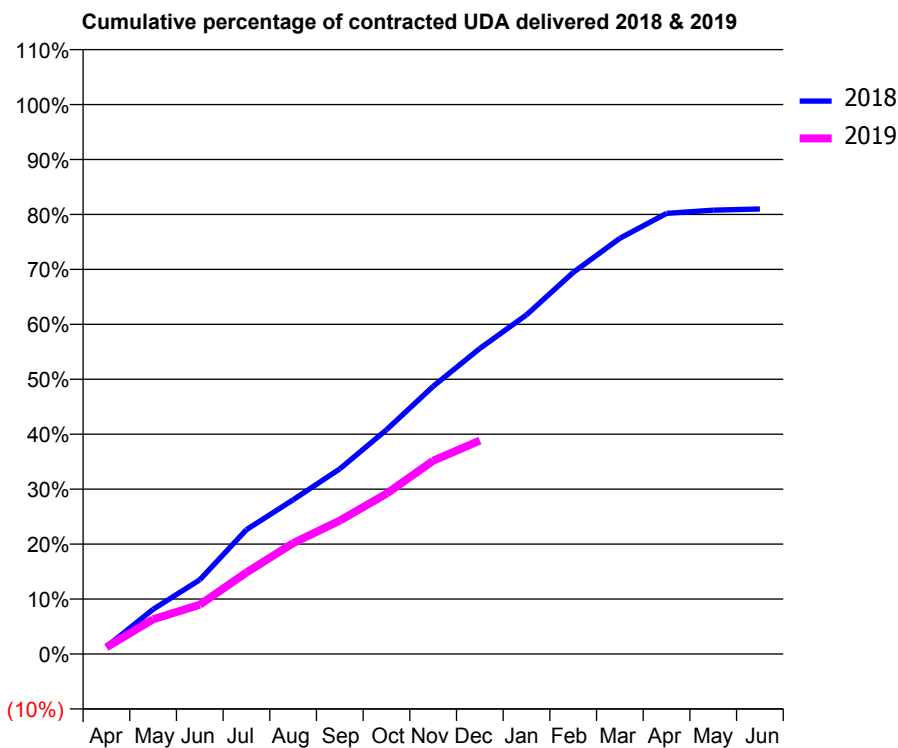
18/19 Contracted general activity (UDA)	15,981
Carry forward general activity (UDA)	0
18/19 Contracted orthodontic activity (UOA)	0
Carry forward orthodontic activity (UOA)	0
Baseline contract value	£593,671.00

ACCESS*

Patients seen in 24 months	Total	Change since previous quarter
Quarter ending December 2017	4,650	
Quarter ending March 2018	4,710	→
Quarter ending June 2018	4,558	↓
Quarter ending September 2018	4,369	↓
Quarter ending December 2018	4,180	↓
Variance since December 2017	(10.1%)	↓



ACTIVITY



Month	Adjusted Scheduled Activity (UDA)	
	2018	2019
April	213	196
May	1,301	1,011
June	2,159	1,433
July	3,618	2,370
August	4,486	3,223
September	5,384	3,879
October	6,519	4,662
November	7,787	5,622
December	8,887	6,206
January	9,865	
February	11,098	
March	12,090	
April	12,814	
May	12,909	
June	12,942	

QUALITY

	Quantity	Base Number	Contract	AT	Region	England
% of FP17s for the same patient ID Re-attending within 3 months - Children	54	833	6.5%	10.2%	12.3%	11.8%
% of FP17s for the same patient ID Re-attending within 3 months - Adults	235	1,966	12.0%	13.7%	15.8%	15.6%
% of FP17s for the same patient ID Re-attending between 3 & 9 months - Children	414	833	49.7%	61.5%	60.1%	58.8%
% of FP17s for the same patient ID Re-attending between 3 & 9 months - Adults	842	1,966	42.8%	55.3%	53.3%	51.0%
% of FP17s for Band 1 Urgent Courses	191	2,525	7.6%	7.9%	9.0%	9.0%
% of FP17s Relating to Free Repair or Replacements	25	2,525	1.0%	0.9%	1.0%	0.8%
% of FP17s Relating to Continuations	46	2,525	1.8%	0.9%	1.0%	0.9%
% of Patients satisfied with the dentistry they have received	0	0	N/A	91.5%	93.8%	93.2%
% of Patients satisfied with the time they had to wait for an appointment	0	0	N/A	86.9%	89.4%	88.3%

* This is based on patients treated on this contract for their most recent course of treatment. Figures in italics indicate the base number of FP17s or Patient Questionnaire responses are less than 100. N/A is shown where the base number of responses is less than 10 during the period. % is calculated as Quantity/Base number*100

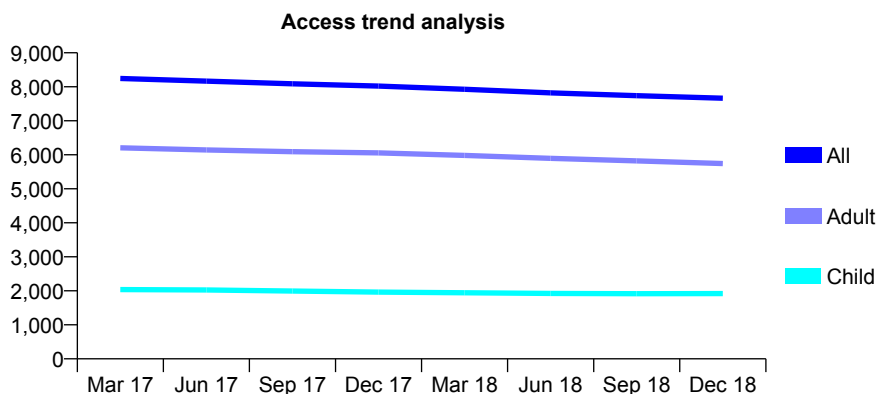
Q52 - Vital Signs At a Glance Contract Report for 165360/0001 - December 2018

Name or company name	Meltham Dental Care Ltd
Contract type name	GDS Contract
Purpose of contract	General
Contract start date	01/04/2010
Contract end date	

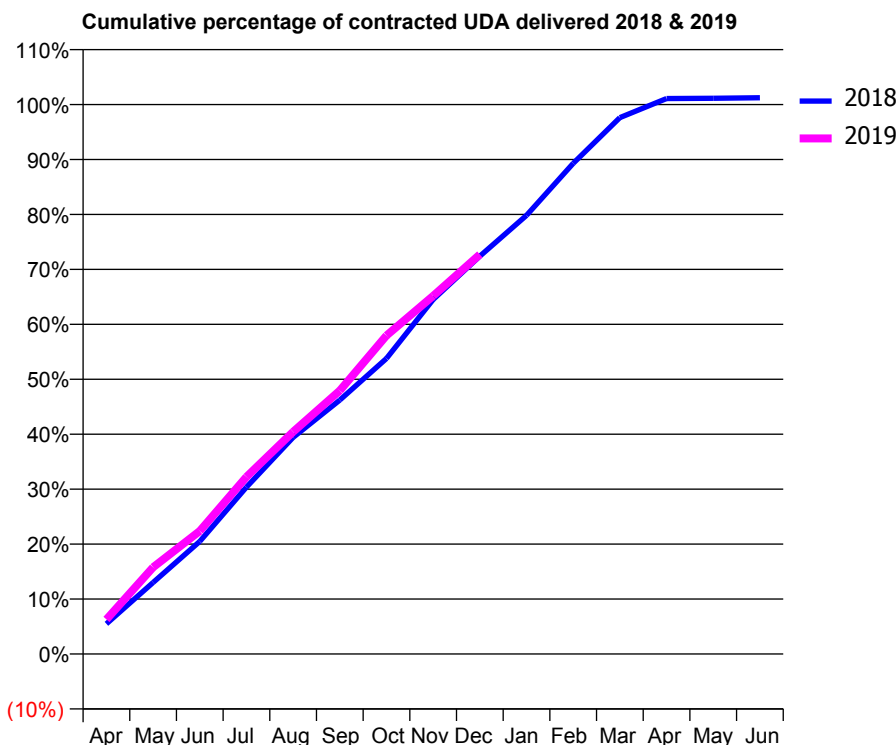
18/19 Contracted general activity (UDA)	28,778
Carry forward general activity (UDA)	-356
18/19 Contracted orthodontic activity (UOA)	0
Carry forward orthodontic activity (UOA)	0
Baseline contract value	£852,048.10

ACCESS*

Patients seen in 24 months	Total	Change since previous quarter
Quarter ending December 2017	8,022	
Quarter ending March 2018	7,928	↓
Quarter ending June 2018	7,821	↓
Quarter ending September 2018	7,738	↓
Quarter ending December 2018	7,664	→
Variance since December 2017	(4.5%)	↓



ACTIVITY



Month	Adjusted Scheduled Activity (UDA)	
	2018	2019
April	1,579	1,813
May	3,749	4,543
June	5,900	6,445
July	8,742	9,275
August	11,343	11,640
September	13,303	13,799
October	15,479	16,679
November	18,569	18,753
December	20,838	20,927
January	22,972	
February	25,695	
March	28,095	
April	29,092	
May	29,104	
June	29,134	

QUALITY

	Quantity	Base Number	Contract	AT	Region	England
% of FP17s for the same patient ID Re-attending within 3 months - Children	260	2,687	9.7%	10.2%	12.3%	11.8%
% of FP17s for the same patient ID Re-attending within 3 months - Adults	1,611	8,100	19.9%	13.7%	15.8%	15.6%
% of FP17s for the same patient ID Re-attending between 3 & 9 months - Children	2,070	2,687	77.0%	61.5%	60.1%	58.8%
% of FP17s for the same patient ID Re-attending between 3 & 9 months - Adults	5,604	8,100	69.2%	55.3%	53.3%	51.0%
% of FP17s for Band 1 Urgent Courses	683	10,320	6.6%	7.9%	9.0%	9.0%
% of FP17s Relating to Free Repair or Replacements	83	10,320	0.8%	0.9%	1.0%	0.8%
% of FP17s Relating to Continuations	127	10,320	1.2%	0.9%	1.0%	0.9%
% of Patients satisfied with the dentistry they have received	5	5	N/A	91.5%	93.8%	93.2%
% of Patients satisfied with the time they had to wait for an appointment	4	5	N/A	86.9%	89.4%	88.3%

* This is based on patients treated on this contract for their most recent course of treatment. Figures in italics indicate the base number of FP17s or Patient Questionnaire responses are less than 100. N/A is shown where the base number of responses is less than 10 during the period. % is calculated as Quantity/Base number*100

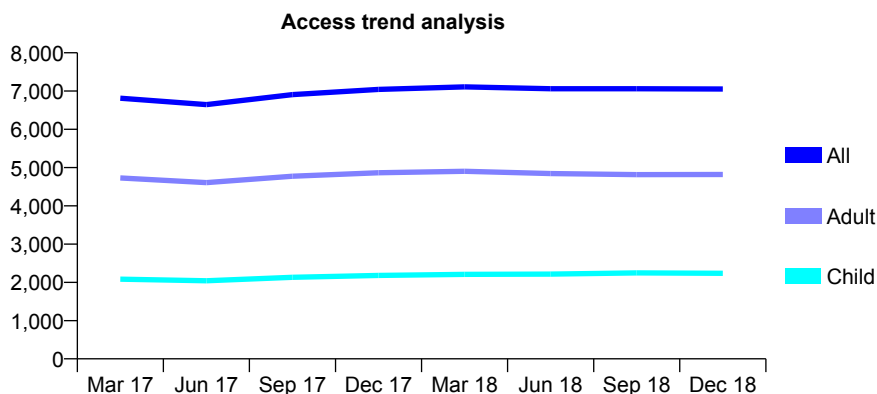
Q52 - Vital Signs At a Glance Contract Report for 166391/0001 - December 2018

Name or company name	Horsforth Smile Clinic Ltd
Contract type name	GDS Contract
Purpose of contract	General
Contract start date	01/01/2014
Contract end date	

18/19 Contracted general activity (UDA)	15,597
Carry forward general activity (UDA)	-303
18/19 Contracted orthodontic activity (UOA)	0
Carry forward orthodontic activity (UOA)	0
Baseline contract value	£388,536.82

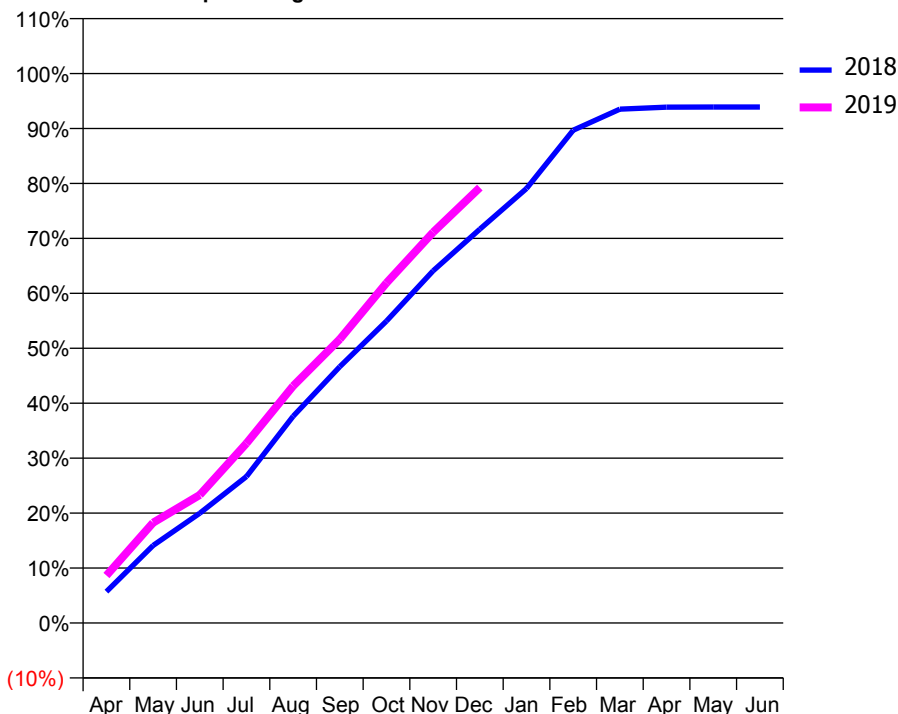
ACCESS*

Patients seen in 24 months	Total	Change since previous quarter
Quarter ending December 2017	7,044	
Quarter ending March 2018	7,109	→
Quarter ending June 2018	7,060	→
Quarter ending September 2018	7,062	→
Quarter ending December 2018	7,055	→
Variance since December 2017	0.2%	→



ACTIVITY

Cumulative percentage of contracted UDA delivered 2018 & 2019



Month	Adjusted Scheduled Activity (UDA)	
	2018	2019
April	892	1,349
May	2,201	2,849
June	3,119	3,636
July	4,160	5,099
August	5,869	6,727
September	7,275	8,058
October	8,571	9,653
November	9,997	11,093
December	11,177	12,361
January	12,334	
February	13,987	
March	14,585	
April	14,642	
May	14,645	
June	14,645	

QUALITY

	Quantity	Base Number	Contract	AT	Region	England
% of FP17s for the same patient ID Re-attending within 3 months - Children	199	2,366	8.4%	10.2%	12.3%	11.8%
% of FP17s for the same patient ID Re-attending within 3 months - Adults	708	4,665	15.2%	13.7%	15.8%	15.6%
% of FP17s for the same patient ID Re-attending between 3 & 9 months - Children	1,348	2,366	57.0%	61.5%	60.1%	58.8%
% of FP17s for the same patient ID Re-attending between 3 & 9 months - Adults	2,413	4,665	51.7%	55.3%	53.3%	51.0%
% of FP17s for Band 1 Urgent Courses	609	6,526	9.3%	7.9%	9.0%	9.0%
% of FP17s Relating to Free Repair or Replacements	38	6,526	0.6%	0.9%	1.0%	0.8%
% of FP17s Relating to Continuations	17	6,526	0.3%	0.9%	1.0%	0.9%
% of Patients satisfied with the dentistry they have received	1	1	N/A	91.5%	93.8%	93.2%
% of Patients satisfied with the time they had to wait for an appointment	1	1	N/A	86.9%	89.4%	88.3%

* This is based on patients treated on this contract for their most recent course of treatment. Figures in italics indicate the base number of FP17s or Patient Questionnaire responses are less than 100. N/A is shown where the base number of responses is less than 10 during the period. % is calculated as Quantity/Base number*100

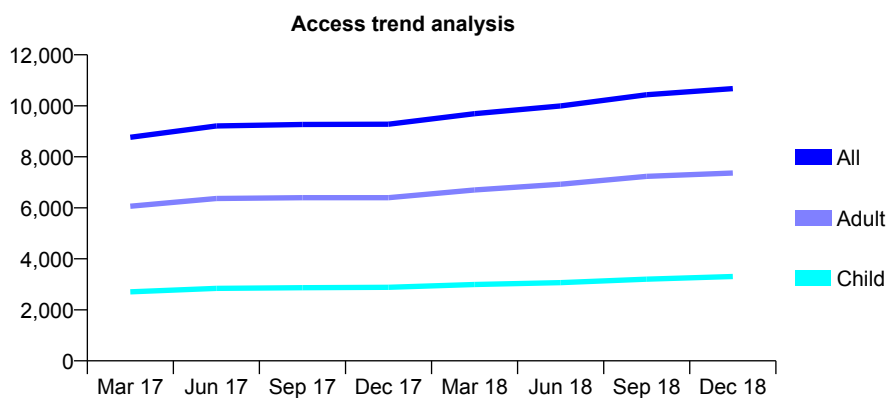
Q52 - Vital Signs At a Glance Contract Report for 166561/0001 - December 2018

Name or company name	Wakefield Road Surgery Partnership
Contract type name	GDS Contract
Purpose of contract	General
Contract start date	01/07/2015
Contract end date	

18/19 Contracted general activity (UDA)	32,261
Carry forward general activity (UDA)	-474
18/19 Contracted orthodontic activity (UOA)	0
Carry forward orthodontic activity (UOA)	0
Baseline contract value	£1,093,562.07

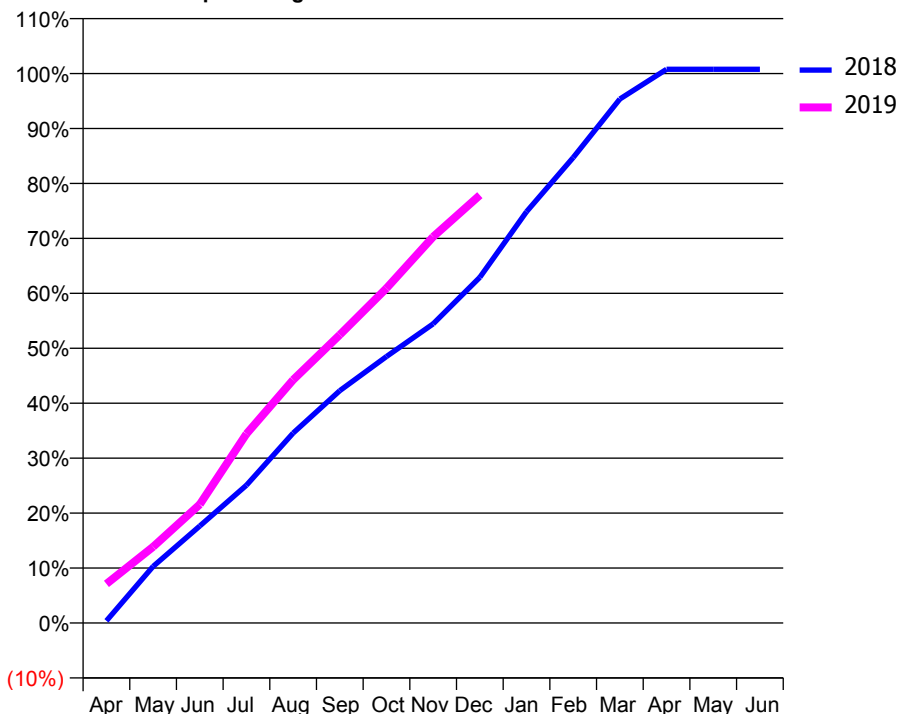
ACCESS*

Patients seen in 24 months	Total	Change since previous quarter
Quarter ending December 2017	9,277	
Quarter ending March 2018	9,692	↑
Quarter ending June 2018	9,995	↑
Quarter ending September 2018	10,436	↑
Quarter ending December 2018	10,672	↑
Variance since December 2017	15.0%	↑



ACTIVITY

Cumulative percentage of contracted UDA delivered 2018 & 2019



Month	Adjusted Scheduled Activity (UDA)	
	2018	2019
April	132	2,295
May	3,354	4,471
June	5,747	6,964
July	8,160	11,102
August	11,247	14,275
September	13,761	16,919
October	15,779	19,651
November	17,715	22,674
December	20,474	25,119
January	24,355	
February	27,567	
March	31,035	
April	32,797	
May	32,797	
June	32,797	

QUALITY

	Quantity	Base Number	Contract	AT	Region	England
% of FP17s for the same patient ID Re-attending within 3 months - Children	265	4,108	6.5%	10.2%	12.3%	11.8%
% of FP17s for the same patient ID Re-attending within 3 months - Adults	788	7,561	10.4%	13.7%	15.8%	15.6%
% of FP17s for the same patient ID Re-attending between 3 & 9 months - Children	2,467	4,108	60.1%	61.5%	60.1%	58.8%
% of FP17s for the same patient ID Re-attending between 3 & 9 months - Adults	4,236	7,561	56.0%	55.3%	53.3%	51.0%
% of FP17s for Band 1 Urgent Courses	483	11,006	4.4%	7.9%	9.0%	9.0%
% of FP17s Relating to Free Repair or Replacements	18	11,006	0.2%	0.9%	1.0%	0.8%
% of FP17s Relating to Continuations	2	11,006	0.0%	0.9%	1.0%	0.9%
% of Patients satisfied with the dentistry they have received	2	4	N/A	91.5%	93.8%	93.2%
% of Patients satisfied with the time they had to wait for an appointment	2	4	N/A	86.9%	89.4%	88.3%

* This is based on patients treated on this contract for their most recent course of treatment. Figures in italics indicate the base number of FP17s or Patient Questionnaire responses are less than 100. N/A is shown where the base number of responses is less than 10 during the period. % is calculated as Quantity/Base number*100

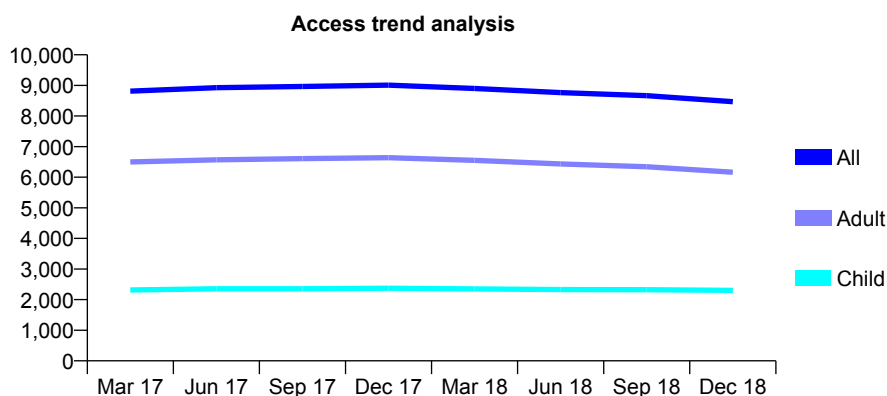
Q52 - Vital Signs At a Glance Contract Report for 167053/0001 - December 2018

Name or company name	Stainbeck Dental Surgery
Contract type name	GDS Contract
Purpose of contract	General
Contract start date	17/10/2014
Contract end date	

18/19 Contracted general activity (UDA)	23,990
Carry forward general activity (UDA)	-9
18/19 Contracted orthodontic activity (UOA)	0
Carry forward orthodontic activity (UOA)	0
Baseline contract value	£758,718.64

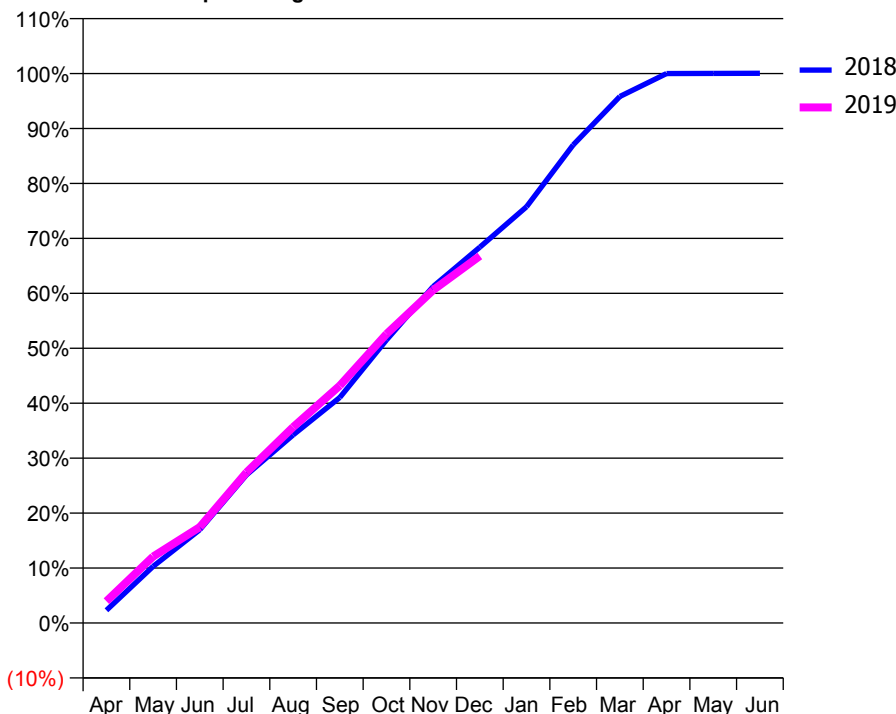
ACCESS*

Patients seen in 24 months	Total	Change since previous quarter
Quarter ending December 2017	9,010	
Quarter ending March 2018	8,900	↓
Quarter ending June 2018	8,764	↓
Quarter ending September 2018	8,666	↓
Quarter ending December 2018	8,467	↓
Variance since December 2017	(6.0%)	↓



ACTIVITY

Cumulative percentage of contracted UDA delivered 2018 & 2019



QUALITY

	Quantity	Base Number	Contract	AT	Region	England
% of FP17s for the same patient ID Re-attending within 3 months - Children	153	2,456	6.2%	10.2%	12.3%	11.8%
% of FP17s for the same patient ID Re-attending within 3 months - Adults	842	6,222	13.5%	13.7%	15.8%	15.6%
% of FP17s for the same patient ID Re-attending between 3 & 9 months - Children	1,464	2,456	59.6%	61.5%	60.1%	58.8%
% of FP17s for the same patient ID Re-attending between 3 & 9 months - Adults	3,646	6,222	58.6%	55.3%	53.3%	51.0%
% of FP17s for Band 1 Urgent Courses	606	8,262	7.3%	7.9%	9.0%	9.0%
% of FP17s Relating to Free Repair or Replacements	75	8,262	0.9%	0.9%	1.0%	0.8%
% of FP17s Relating to Continuations	112	8,262	1.4%	0.9%	1.0%	0.9%
% of Patients satisfied with the dentistry they have received	4	4	N/A	91.5%	93.8%	93.2%
% of Patients satisfied with the time they had to wait for an appointment	4	4	N/A	86.9%	89.4%	88.3%

* This is based on patients treated on this contract for their most recent course of treatment. Figures in italics indicate the base number of FP17s or Patient Questionnaire responses are less than 100. N/A is shown where the base number of responses is less than 10 during the period. % is calculated as Quantity/Base number*100

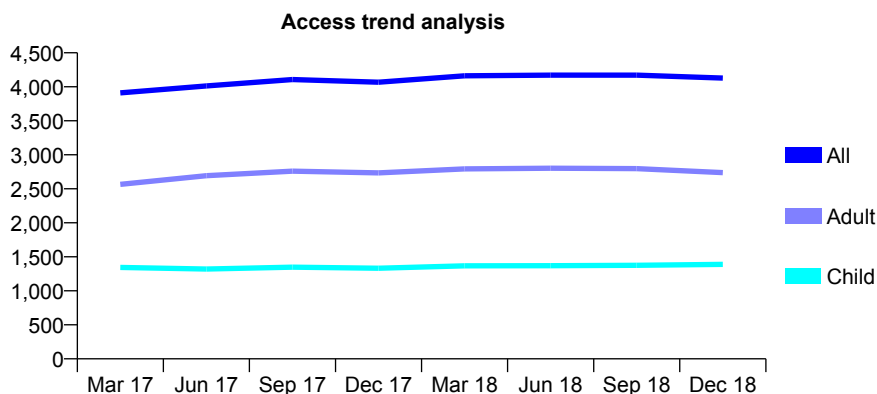
Q52 - Vital Signs At a Glance Contract Report for 167614/0001 - December 2018

Name or company name	Heaton Dental Care Limited
Contract type name	GDS Contract
Purpose of contract	General
Contract start date	06/04/2015
Contract end date	

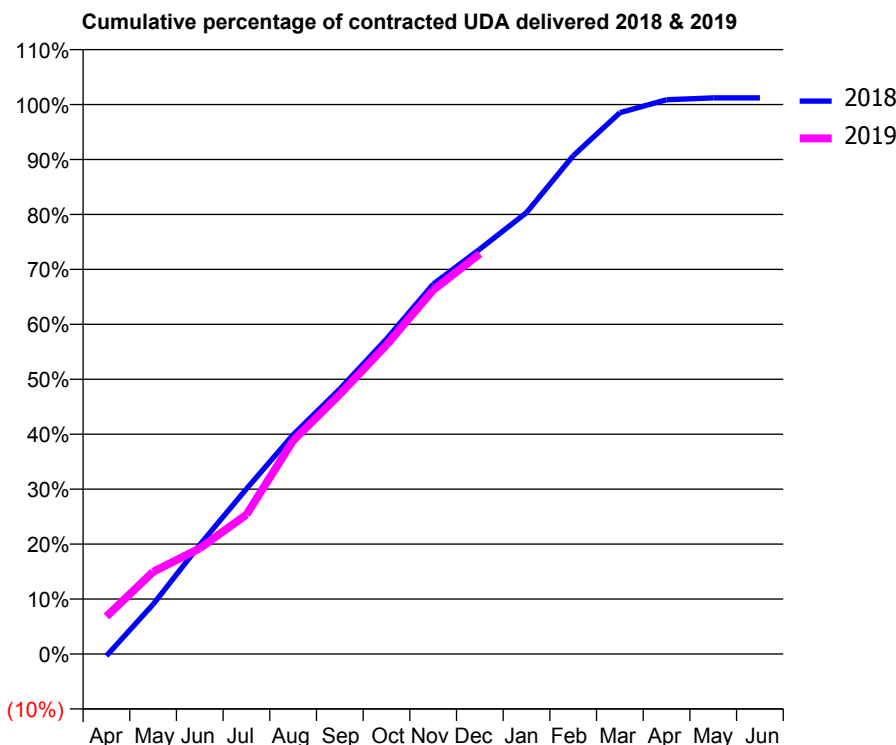
18/19 Contracted general activity (UDA)	10,649
Carry forward general activity (UDA)	-137
18/19 Contracted orthodontic activity (UOA)	0
Carry forward orthodontic activity (UOA)	0
Baseline contract value	£298,810.59

ACCESS*

Patients seen in 24 months	Total	Change since previous quarter
Quarter ending December 2017	4,068	
Quarter ending March 2018	4,161	↑
Quarter ending June 2018	4,172	→
Quarter ending September 2018	4,172	→
Quarter ending December 2018	4,129	↓
Variance since December 2017	1.5%	→



ACTIVITY



Month	Adjusted Scheduled Activity (UDA)	
	2018	2019
April	-40	727
May	1,019	1,593
June	2,242	2,048
July	3,388	2,701
August	4,499	4,136
September	5,440	5,033
October	6,464	5,989
November	7,589	7,054
December	8,310	7,756
January	9,060	
February	10,223	
March	11,107	
April	11,374	
May	11,413	
June	11,413	

QUALITY

	Quantity	Base Number	Contract	AT	Region	England
% of FP17s for the same patient ID Re-attending within 3 months - Children	67	1,614	4.2%	10.2%	12.3%	11.8%
% of FP17s for the same patient ID Re-attending within 3 months - Adults	216	2,731	7.9%	13.7%	15.8%	15.6%
% of FP17s for the same patient ID Re-attending between 3 & 9 months - Children	1,001	1,614	62.0%	61.5%	60.1%	58.8%
% of FP17s for the same patient ID Re-attending between 3 & 9 months - Adults	1,752	2,731	64.2%	55.3%	53.3%	51.0%
% of FP17s for Band 1 Urgent Courses	31	3,607	0.9%	7.9%	9.0%	9.0%
% of FP17s Relating to Free Repair or Replacements	5	3,607	0.1%	0.9%	1.0%	0.8%
% of FP17s Relating to Continuations	1	3,607	0.0%	0.9%	1.0%	0.9%
% of Patients satisfied with the dentistry they have received	1	1	N/A	91.5%	93.8%	93.2%
% of Patients satisfied with the time they had to wait for an appointment	1	1	N/A	86.9%	89.4%	88.3%

* This is based on patients treated on this contract for their most recent course of treatment. Figures in italics indicate the base number of FP17s or Patient Questionnaire responses are less than 100. N/A is shown where the base number of responses is less than 10 during the period. % is calculated as Quantity/Base number*100

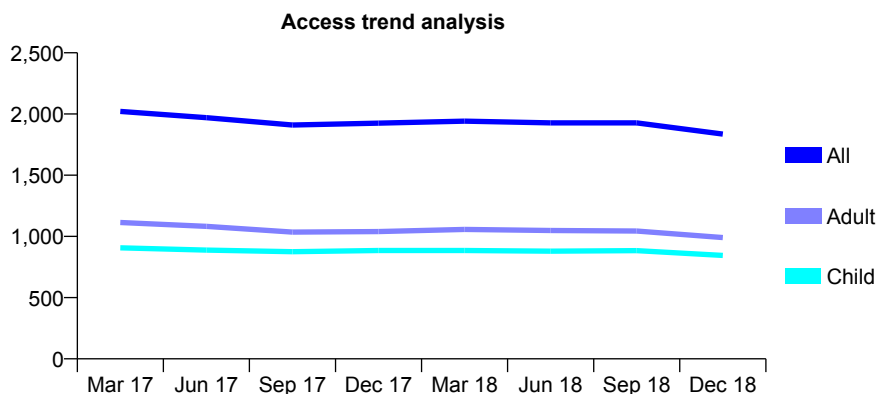
Q52 - Vital Signs At a Glance Contract Report for 168025/0001 - December 2018

Name or company name	Summerville Road Dental Practice
Contract type name	GDS Contract
Purpose of contract	General
Contract start date	01/10/2013
Contract end date	

18/19 Contracted general activity (UDA)	6,736
Carry forward general activity (UDA)	-40
18/19 Contracted orthodontic activity (UOA)	0
Carry forward orthodontic activity (UOA)	0
Baseline contract value	£186,951.51

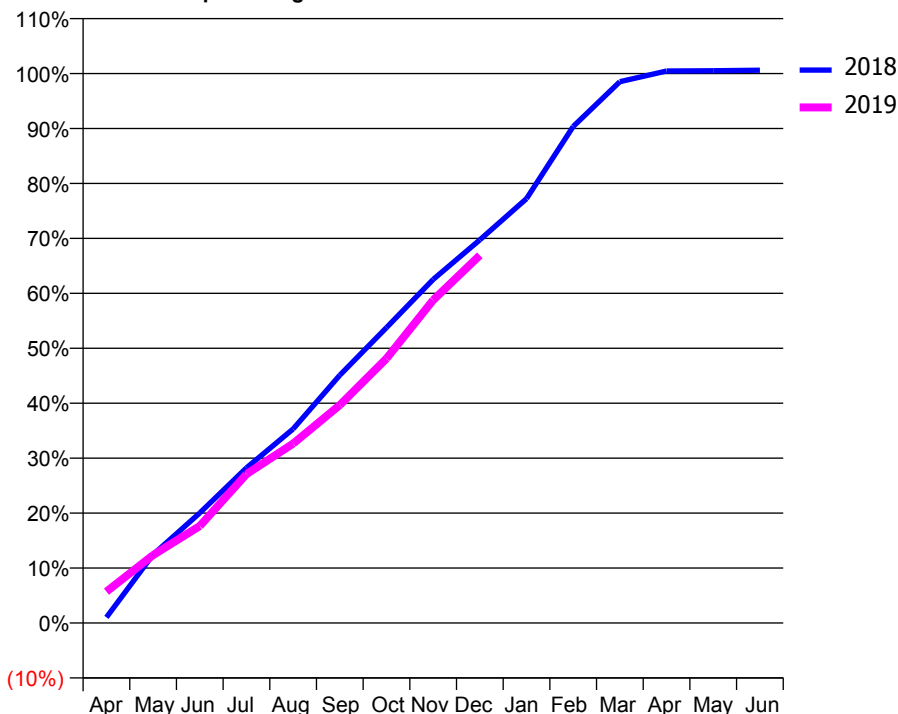
ACCESS*

Patients seen in 24 months	Total	Change since previous quarter
Quarter ending December 2017	1,925	
Quarter ending March 2018	1,942	→
Quarter ending June 2018	1,928	→
Quarter ending September 2018	1,928	→
Quarter ending December 2018	1,836	↓
Variance since December 2017	(4.6%)	↓



ACTIVITY

Cumulative percentage of contracted UDA delivered 2018 & 2019



Month	Adjusted Scheduled Activity (UDA)	
	2018	2019
April	69	384
May	840	833
June	1,350	1,189
July	1,902	1,825
August	2,380	2,199
September	3,039	2,672
October	3,622	3,242
November	4,211	3,958
December	4,697	4,508
January	5,202	
February	6,087	
March	6,636	
April	6,766	
May	6,769	
June	6,776	

QUALITY

	Quantity	Base Number	Contract	AT	Region	England
% of FP17s for the same patient ID Re-attending within 3 months - Children	115	1,016	11.3%	10.2%	12.3%	11.8%
% of FP17s for the same patient ID Re-attending within 3 months - Adults	234	997	23.5%	13.7%	15.8%	15.6%
% of FP17s for the same patient ID Re-attending between 3 & 9 months - Children	588	1,016	57.9%	61.5%	60.1%	58.8%
% of FP17s for the same patient ID Re-attending between 3 & 9 months - Adults	391	997	39.2%	55.3%	53.3%	51.0%
% of FP17s for Band 1 Urgent Courses	281	1,948	14.4%	7.9%	9.0%	9.0%
% of FP17s Relating to Free Repair or Replacements	0	1,948	0.0%	0.9%	1.0%	0.8%
% of FP17s Relating to Continuations	0	1,948	0.0%	0.9%	1.0%	0.9%
% of Patients satisfied with the dentistry they have received	1	1	N/A	91.5%	93.8%	93.2%
% of Patients satisfied with the time they had to wait for an appointment	1	1	N/A	86.9%	89.4%	88.3%

* This is based on patients treated on this contract for their most recent course of treatment. Figures in italics indicate the base number of FP17s or Patient Questionnaire responses are less than 100. N/A is shown where the base number of responses is less than 10 during the period. % is calculated as Quantity/Base number*100

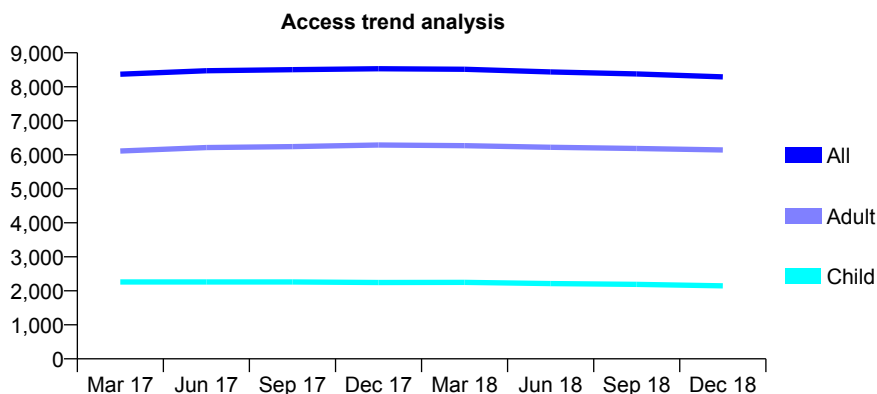
Q52 - Vital Signs At a Glance Contract Report for 168785/0001 - December 2018

Name or company name	Bedford & Associates Limited
Contract type name	GDS Contract
Purpose of contract	General
Contract start date	01/11/2013
Contract end date	

18/19 Contracted general activity (UDA)	23,757
Carry forward general activity (UDA)	0
18/19 Contracted orthodontic activity (UOA)	0
Carry forward orthodontic activity (UOA)	0
Baseline contract value	£648,319.49

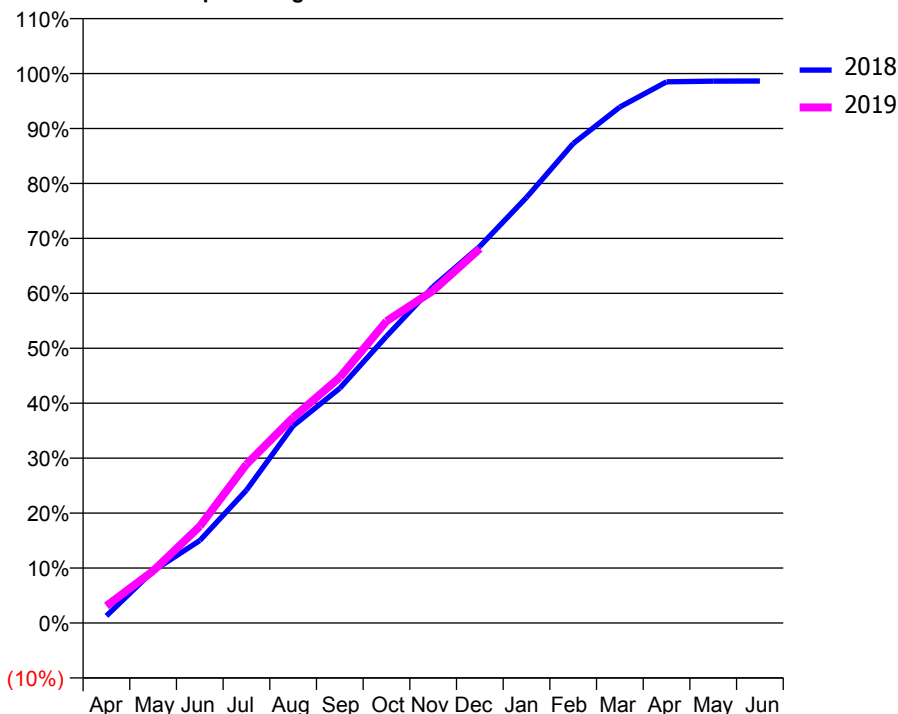
ACCESS*

Patients seen in 24 months	Total	Change since previous quarter
Quarter ending December 2017	8,532	
Quarter ending March 2018	8,517	→
Quarter ending June 2018	8,436	→
Quarter ending September 2018	8,377	→
Quarter ending December 2018	8,291	↓
Variance since December 2017	(2.8%)	↓



ACTIVITY

Cumulative percentage of contracted UDA delivered 2018 & 2019



Month	Adjusted Scheduled Activity (UDA)	
	2018	2019
April	314	739
May	2,286	2,252
June	3,620	4,180
July	5,830	6,866
August	8,655	8,887
September	10,302	10,623
October	12,587	13,047
November	14,762	14,368
December	16,528	16,184
January	18,677	
February	21,042	
March	22,642	
April	23,750	
May	23,777	
June	23,788	

QUALITY

	Quantity	Base Number	Contract	AT	Region	England
% of FP17s for the same patient ID Re-attending within 3 months - Children	170	2,110	8.1%	10.2%	12.3%	11.8%
% of FP17s for the same patient ID Re-attending within 3 months - Adults	928	6,081	15.3%	13.7%	15.8%	15.6%
% of FP17s for the same patient ID Re-attending between 3 & 9 months - Children	1,215	2,110	57.6%	61.5%	60.1%	58.8%
% of FP17s for the same patient ID Re-attending between 3 & 9 months - Adults	3,182	6,081	52.3%	55.3%	53.3%	51.0%
% of FP17s for Band 1 Urgent Courses	641	7,657	8.4%	7.9%	9.0%	9.0%
% of FP17s Relating to Free Repair or Replacements	183	7,657	2.4%	0.9%	1.0%	0.8%
% of FP17s Relating to Continuations	66	7,657	0.9%	0.9%	1.0%	0.9%
% of Patients satisfied with the dentistry they have received	2	2	N/A	91.5%	93.8%	93.2%
% of Patients satisfied with the time they had to wait for an appointment	1	2	N/A	86.9%	89.4%	88.3%

* This is based on patients treated on this contract for their most recent course of treatment. Figures in italics indicate the base number of FP17s or Patient Questionnaire responses are less than 100. N/A is shown where the base number of responses is less than 10 during the period. % is calculated as Quantity/Base number*100

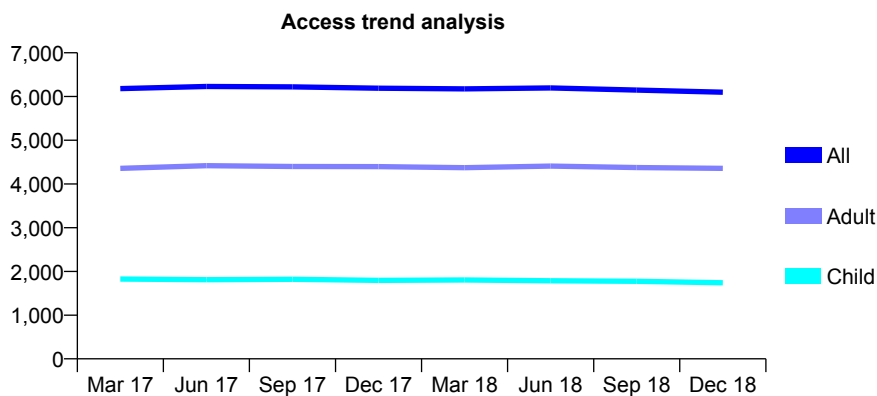
Q52 - Vital Signs At a Glance Contract Report for 168904/0001 - December 2018

Name or company name	Mount Dental Surgery Limited
Contract type name	GDS Contract
Purpose of contract	General
Contract start date	01/04/2010
Contract end date	

18/19 Contracted general activity (UDA)	17,579
Carry forward general activity (UDA)	-362
18/19 Contracted orthodontic activity (UOA)	0
Carry forward orthodontic activity (UOA)	0
Baseline contract value	£553,998.62

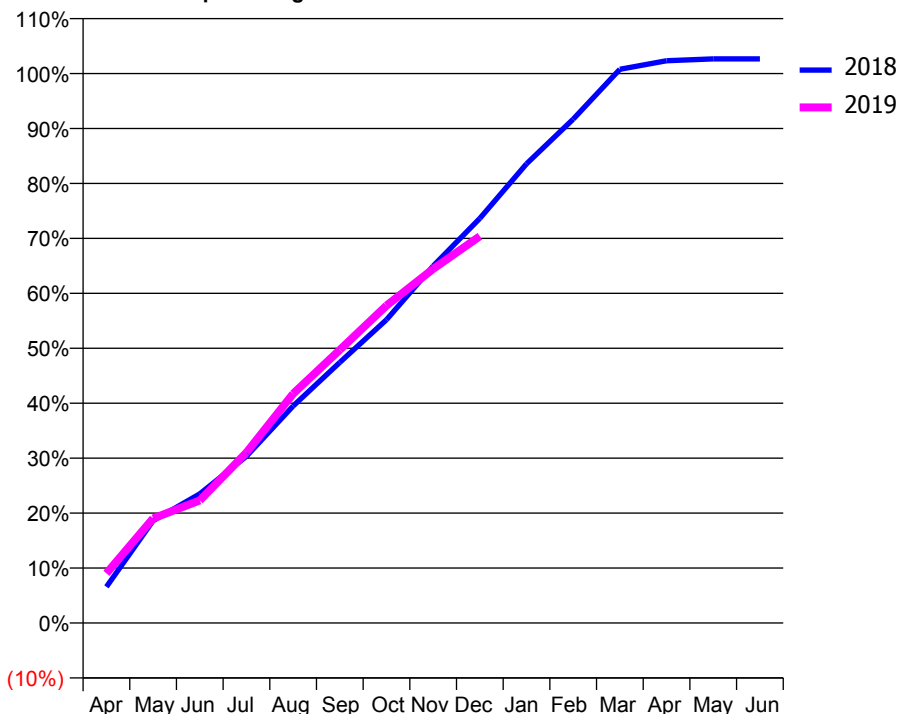
ACCESS*

Patients seen in 24 months	Total	Change since previous quarter
Quarter ending December 2017	6,191	
Quarter ending March 2018	6,175	→
Quarter ending June 2018	6,196	→
Quarter ending September 2018	6,149	→
Quarter ending December 2018	6,098	→
Variance since December 2017	(1.5%)	↓



ACTIVITY

Cumulative percentage of contracted UDA delivered 2018 & 2019



Month	Adjusted Scheduled Activity (UDA)	
	2018	2019
April	1,192	1,588
May	3,371	3,346
June	4,250	3,921
July	5,489	5,453
August	7,143	7,337
September	8,580	8,739
October	9,987	10,154
November	11,755	11,330
December	13,321	12,374
January	15,116	
February	16,586	
March	18,231	
April	18,513	
May	18,573	
June	18,574	

QUALITY

	Quantity	Base Number	Contract	AT	Region	England
% of FP17s for the same patient ID Re-attending within 3 months - Children	174	1,842	9.4%	10.2%	12.3%	11.8%
% of FP17s for the same patient ID Re-attending within 3 months - Adults	519	3,678	14.1%	13.7%	15.8%	15.6%
% of FP17s for the same patient ID Re-attending between 3 & 9 months - Children	971	1,842	52.7%	61.5%	60.1%	58.8%
% of FP17s for the same patient ID Re-attending between 3 & 9 months - Adults	1,568	3,678	42.6%	55.3%	53.3%	51.0%
% of FP17s for Band 1 Urgent Courses	542	5,374	10.1%	7.9%	9.0%	9.0%
% of FP17s Relating to Free Repair or Replacements	0	5,374	0.0%	0.9%	1.0%	0.8%
% of FP17s Relating to Continuations	33	5,374	0.6%	0.9%	1.0%	0.9%
% of Patients satisfied with the dentistry they have received	4	4	N/A	91.5%	93.8%	93.2%
% of Patients satisfied with the time they had to wait for an appointment	4	4	N/A	86.9%	89.4%	88.3%

* This is based on patients treated on this contract for their most recent course of treatment. Figures in italics indicate the base number of FP17s or Patient Questionnaire responses are less than 100. N/A is shown where the base number of responses is less than 10 during the period. % is calculated as Quantity/Base number*100

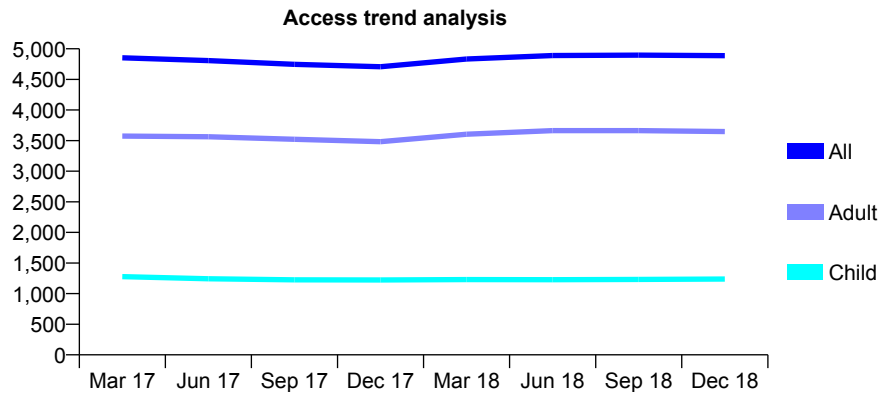
Q52 - Vital Signs At a Glance Contract Report for 169188/0001 - December 2018

Name or company name	Thornton Dental Limited
Contract type name	GDS Contract
Purpose of contract	General
Contract start date	01/08/2014
Contract end date	

18/19 Contracted general activity (UDA)	14,479
Carry forward general activity (UDA)	-90
18/19 Contracted orthodontic activity (UOA)	0
Carry forward orthodontic activity (UOA)	0
Baseline contract value	£354,444.01

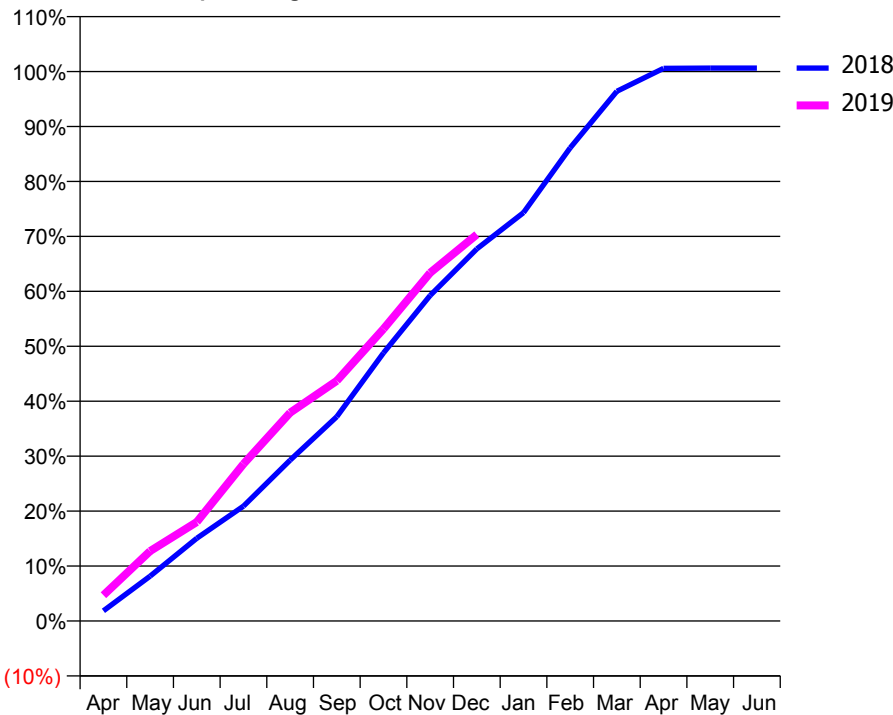
ACCESS*

Patients seen in 24 months	Total	Change since previous quarter
Quarter ending December 2017	4,706	
Quarter ending March 2018	4,834	↑
Quarter ending June 2018	4,891	→
Quarter ending September 2018	4,896	→
Quarter ending December 2018	4,887	→
Variance since December 2017	3.8%	↑



ACTIVITY

Cumulative percentage of contracted UDA delivered 2018 & 2019



Month	Adjusted Scheduled Activity (UDA)	
	2018	2019
April	269	680
May	1,182	1,842
June	2,180	2,609
July	3,027	4,137
August	4,238	5,489
September	5,383	6,329
October	7,063	7,696
November	8,578	9,177
December	9,804	10,185
January	10,761	
February	12,469	
March	13,958	
April	14,561	
May	14,569	
June	14,570	

QUALITY

	Quantity	Base Number	Contract	AT	Region	England
% of FP17s for the same patient ID Re-attending within 3 months - Children	150	1,503	10.0%	10.2%	12.3%	11.8%
% of FP17s for the same patient ID Re-attending within 3 months - Adults	494	4,147	11.9%	13.7%	15.8%	15.6%
% of FP17s for the same patient ID Re-attending between 3 & 9 months - Children	986	1,503	65.6%	61.5%	60.1%	58.8%
% of FP17s for the same patient ID Re-attending between 3 & 9 months - Adults	2,820	4,147	68.0%	55.3%	53.3%	51.0%
% of FP17s for Band 1 Urgent Courses	398	5,361	7.4%	7.9%	9.0%	9.0%
% of FP17s Relating to Free Repair or Replacements	43	5,361	0.8%	0.9%	1.0%	0.8%
% of FP17s Relating to Continuations	47	5,361	0.9%	0.9%	1.0%	0.9%
% of Patients satisfied with the dentistry they have received	1	1	N/A	91.5%	93.8%	93.2%
% of Patients satisfied with the time they had to wait for an appointment	1	1	N/A	86.9%	89.4%	88.3%

* This is based on patients treated on this contract for their most recent course of treatment. Figures in italics indicate the base number of FP17s or Patient Questionnaire responses are less than 100. N/A is shown where the base number of responses is less than 10 during the period. % is calculated as Quantity/Base number*100

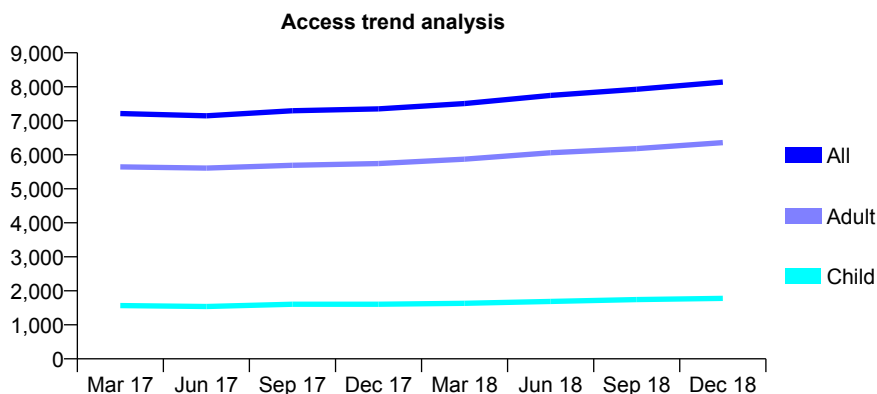
Q52 - Vital Signs At a Glance Contract Report for 172340/0001 - December 2018

Name or company name	S C Milnes Ltd
Contract type name	GDS Contract
Purpose of contract	General
Contract start date	01/06/2009
Contract end date	

18/19 Contracted general activity (UDA)	21,455
Carry forward general activity (UDA)	820
18/19 Contracted orthodontic activity (UOA)	0
Carry forward orthodontic activity (UOA)	0
Baseline contract value	£690,856.56

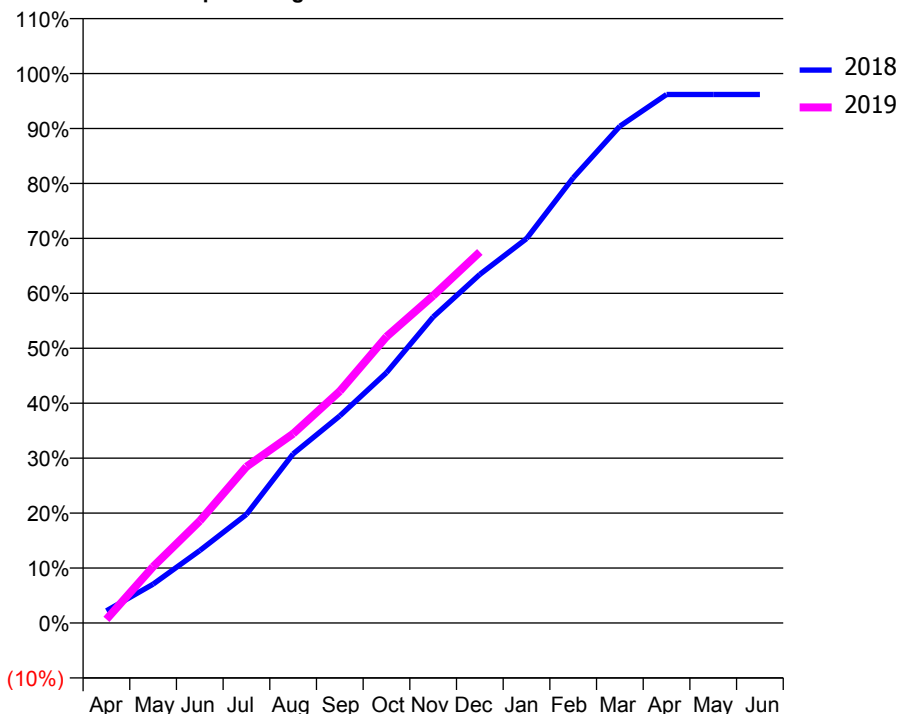
ACCESS*

Patients seen in 24 months	Total	Change since previous quarter
Quarter ending December 2017	7,350	
Quarter ending March 2018	7,506	↑
Quarter ending June 2018	7,747	↑
Quarter ending September 2018	7,926	↑
Quarter ending December 2018	8,138	↑
Variance since December 2017	10.7%	↑



ACTIVITY

Cumulative percentage of contracted UDA delivered 2018 & 2019



Month	Adjusted Scheduled Activity (UDA)	
	2018	2019
April	475	145
May	1,517	2,201
June	2,830	3,983
July	4,242	6,104
August	6,605	7,393
September	8,089	9,050
October	9,777	11,180
November	11,952	12,778
December	13,612	14,489
January	15,008	
February	17,381	
March	19,397	
April	20,635	
May	20,635	
June	20,635	

QUALITY

	Quantity	Base Number	Contract	AT	Region	England
% of FP17s for the same patient ID Re-attending within 3 months - Children	101	1,913	5.3%	10.2%	12.3%	11.8%
% of FP17s for the same patient ID Re-attending within 3 months - Adults	714	7,248	9.9%	13.7%	15.8%	15.6%
% of FP17s for the same patient ID Re-attending between 3 & 9 months - Children	1,131	1,913	59.1%	61.5%	60.1%	58.8%
% of FP17s for the same patient ID Re-attending between 3 & 9 months - Adults	4,638	7,248	64.0%	55.3%	53.3%	51.0%
% of FP17s for Band 1 Urgent Courses	370	8,536	4.3%	7.9%	9.0%	9.0%
% of FP17s Relating to Free Repair or Replacements	80	8,536	0.9%	0.9%	1.0%	0.8%
% of FP17s Relating to Continuations	45	8,536	0.5%	0.9%	1.0%	0.9%
% of Patients satisfied with the dentistry they have received	7	7	N/A	91.5%	93.8%	93.2%
% of Patients satisfied with the time they had to wait for an appointment	6	7	N/A	86.9%	89.4%	88.3%

* This is based on patients treated on this contract for their most recent course of treatment. Figures in italics indicate the base number of FP17s or Patient Questionnaire responses are less than 100. N/A is shown where the base number of responses is less than 10 during the period. % is calculated as Quantity/Base number*100

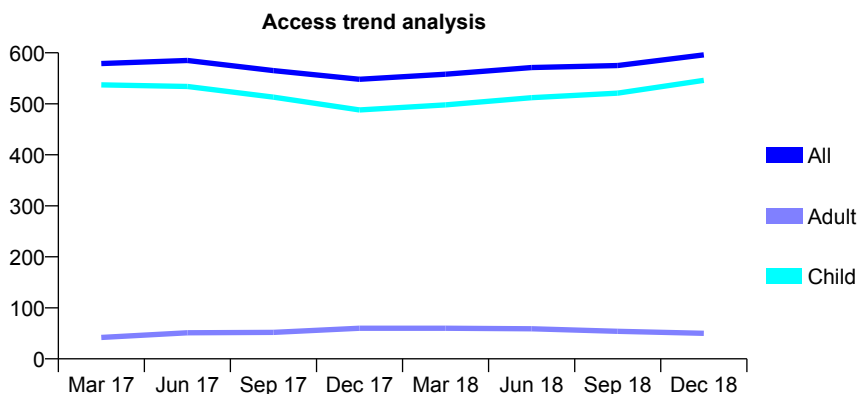
Q52 - Vital Signs At a Glance Contract Report for 173649/0001 - December 2018

Name or company name	The Dental Studio
Contract type name	GDS Contract
Purpose of contract	General
Contract start date	01/06/2015
Contract end date	

18/19 Contracted general activity (UDA)	1,030
Carry forward general activity (UDA)	0
18/19 Contracted orthodontic activity (UOA)	0
Carry forward orthodontic activity (UOA)	0
Baseline contract value	£23,238.48

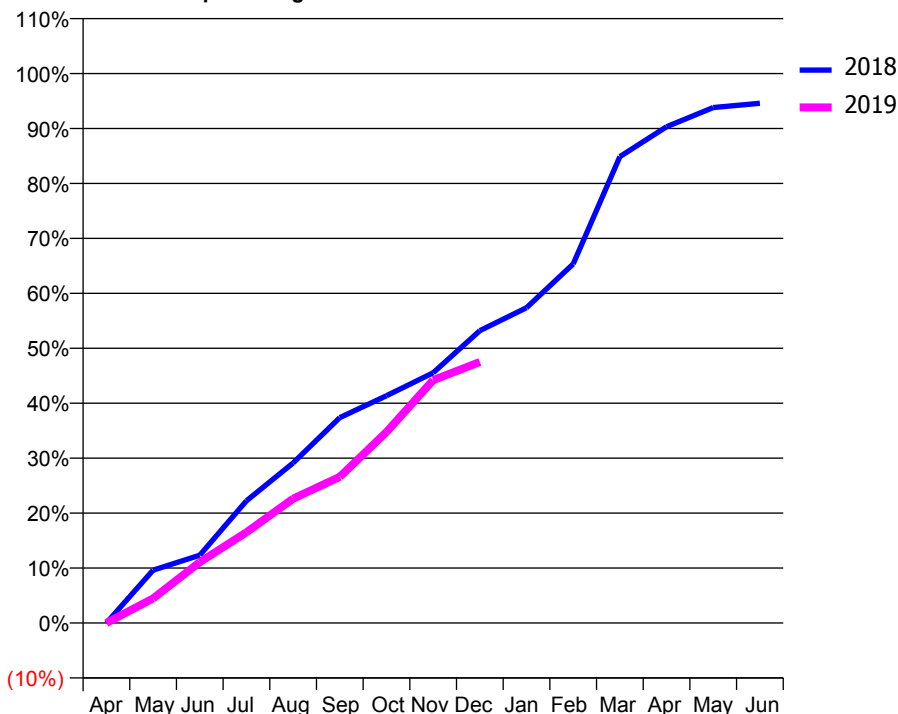
ACCESS*

Patients seen in 24 months	Total	Change since previous quarter
Quarter ending December 2017	548	
Quarter ending March 2018	558	→
Quarter ending June 2018	571	↑
Quarter ending September 2018	575	→
Quarter ending December 2018	596	↑
Variance since December 2017	8.8%	↑



ACTIVITY

Cumulative percentage of contracted UDA delivered 2018 & 2019



Month	Adjusted Scheduled Activity (UDA)	
	2018	2019
April	0	0
May	99	46
June	127	114
July	229	170
August	300	233
September	385	274
October	426	358
November	469	455
December	548	489
January	591	
February	673	
March	874	
April	930	
May	966	
June	974	

QUALITY

	Quantity	Base Number	Contract	AT	Region	England
% of FP17s for the same patient ID Re-attending within 3 months - Children	19	469	4.1%	10.2%	12.3%	11.8%
% of FP17s for the same patient ID Re-attending within 3 months - Adults	0	0	N/A	13.7%	15.8%	15.6%
% of FP17s for the same patient ID Re-attending between 3 & 9 months - Children	258	469	55.0%	61.5%	60.1%	58.8%
% of FP17s for the same patient ID Re-attending between 3 & 9 months - Adults	0	0	N/A	55.3%	53.3%	51.0%
% of FP17s for Band 1 Urgent Courses	1	390	0.3%	7.9%	9.0%	9.0%
% of FP17s Relating to Free Repair or Replacements	0	390	0.0%	0.9%	1.0%	0.8%
% of FP17s Relating to Continuations	0	390	0.0%	0.9%	1.0%	0.9%
% of Patients satisfied with the dentistry they have received	0	0	N/A	91.5%	93.8%	93.2%
% of Patients satisfied with the time they had to wait for an appointment	0	0	N/A	86.9%	89.4%	88.3%

* This is based on patients treated on this contract for their most recent course of treatment. Figures in italics indicate the base number of FP17s or Patient Questionnaire responses are less than 100. N/A is shown where the base number of responses is less than 10 during the period. % is calculated as Quantity/Base number*100

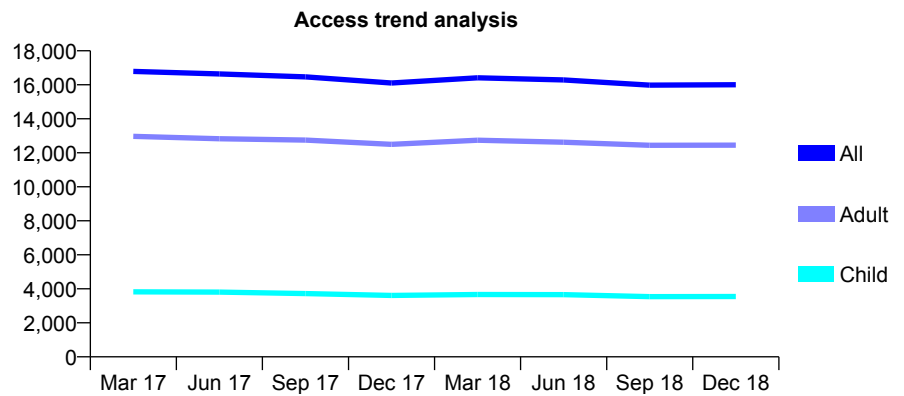
Q52 - Vital Signs At a Glance Contract Report for 173681/0001 - December 2018

Name or company name	Mulli Limited
Contract type name	GDS Contract
Purpose of contract	General
Contract start date	01/05/2015
Contract end date	

18/19 Contracted general activity (UDA)	55,056
Carry forward general activity (UDA)	0
18/19 Contracted orthodontic activity (UOA)	0
Carry forward orthodontic activity (UOA)	0
Baseline contract value	£1,631,828.12

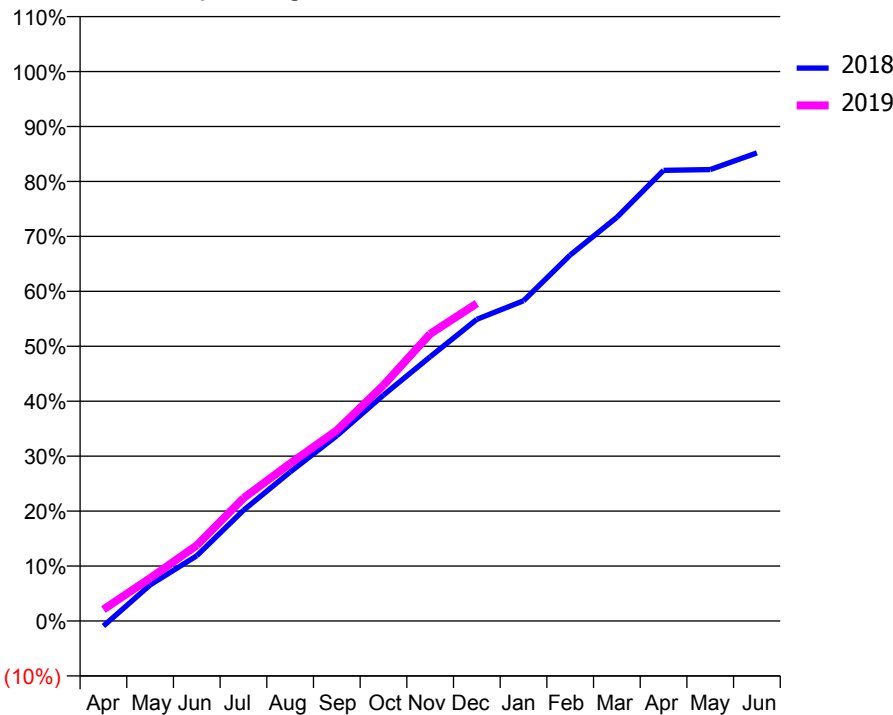
ACCESS*

Patients seen in 24 months	Total	Change since previous quarter
Quarter ending December 2017	16,107	
Quarter ending March 2018	16,414	→
Quarter ending June 2018	16,283	→
Quarter ending September 2018	15,979	↓
Quarter ending December 2018	16,005	→
Variance since December 2017	(0.6%)	→



ACTIVITY

Cumulative percentage of contracted UDA delivered 2018 & 2019



Month	Adjusted Scheduled Activity (UDA)	
	2018	2019
April	-508	1,160
May	3,608	4,292
June	6,535	7,576
July	11,098	12,316
August	14,936	15,786
September	18,568	19,102
October	22,636	23,623
November	26,469	28,765
December	30,229	31,812
January	32,085	
February	36,661	
March	40,452	
April	45,146	
May	45,232	
June	46,899	

QUALITY

	Quantity	Base Number	Contract	AT	Region	England
% of FP17s for the same patient ID Re-attending within 3 months - Children	297	3,730	8.0%	10.2%	12.3%	11.8%
% of FP17s for the same patient ID Re-attending within 3 months - Adults	1,942	13,683	14.2%	13.7%	15.8%	15.6%
% of FP17s for the same patient ID Re-attending between 3 & 9 months - Children	2,147	3,730	57.6%	61.5%	60.1%	58.8%
% of FP17s for the same patient ID Re-attending between 3 & 9 months - Adults	7,965	13,683	58.2%	55.3%	53.3%	51.0%
% of FP17s for Band 1 Urgent Courses	1,528	15,260	10.0%	7.9%	9.0%	9.0%
% of FP17s Relating to Free Repair or Replacements	320	15,260	2.1%	0.9%	1.0%	0.8%
% of FP17s Relating to Continuations	61	15,260	0.4%	0.9%	1.0%	0.9%
% of Patients satisfied with the dentistry they have received	6	7	N/A	91.5%	93.8%	93.2%
% of Patients satisfied with the time they had to wait for an appointment	7	7	N/A	86.9%	89.4%	88.3%

* This is based on patients treated on this contract for their most recent course of treatment. Figures in italics indicate the base number of FP17s or Patient Questionnaire responses are less than 100. N/A is shown where the base number of responses is less than 10 during the period. % is calculated as Quantity/Base number*100

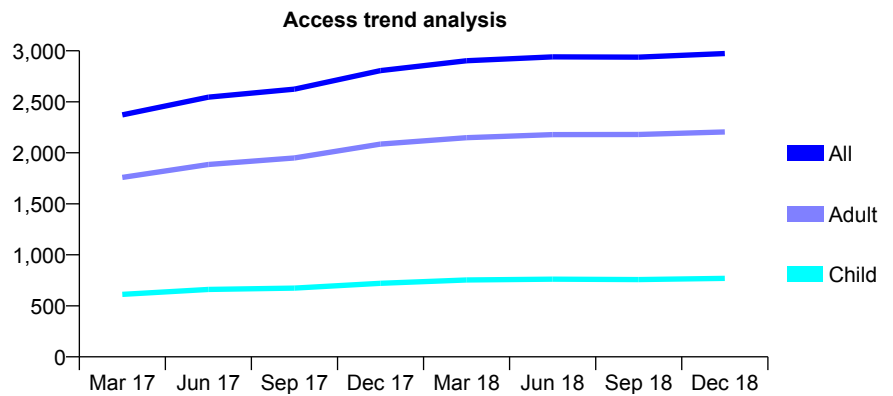
Q52 - Vital Signs At a Glance Contract Report for 173681/0002 - December 2018

Name or company name	Mulli Limited
Contract type name	GDS Contract
Purpose of contract	General
Contract start date	01/05/2015
Contract end date	

18/19 Contracted general activity (UDA)	8,500
Carry forward general activity (UDA)	255
18/19 Contracted orthodontic activity (UOA)	0
Carry forward orthodontic activity (UOA)	0
Baseline contract value	£262,344.75

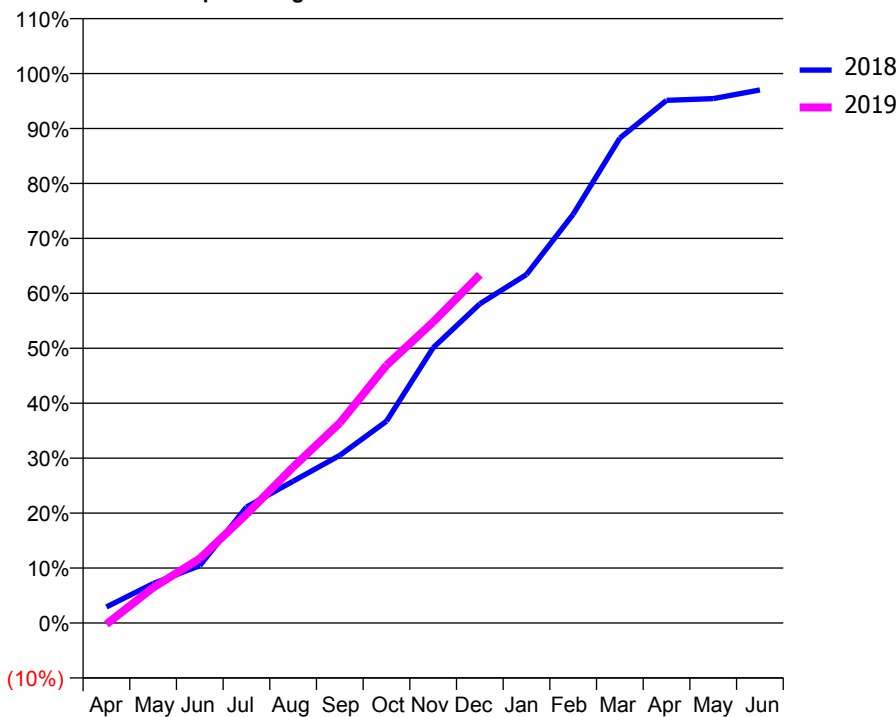
ACCESS*

Patients seen in 24 months	Total	Change since previous quarter
Quarter ending December 2017	2,806	
Quarter ending March 2018	2,902	↑
Quarter ending June 2018	2,940	→
Quarter ending September 2018	2,938	→
Quarter ending December 2018	2,973	→
Variance since December 2017	6.0%	↑



ACTIVITY

Cumulative percentage of contracted UDA delivered 2018 & 2019



Month	Adjusted Scheduled Activity (UDA)	
	2018	2019
April	248	-20
May	610	547
June	887	998
July	1,794	1,682
August	2,193	2,413
September	2,594	3,095
October	3,122	3,985
November	4,259	4,657
December	4,937	5,386
January	5,391	
February	6,323	
March	7,500	
April	8,084	
May	8,111	
June	8,245	

QUALITY

	Quantity	Base Number	Contract	AT	Region	England
% of FP17s for the same patient ID Re-attending within 3 months - Children	60	854	7.0%	10.2%	12.3%	11.8%
% of FP17s for the same patient ID Re-attending within 3 months - Adults	339	2,641	12.8%	13.7%	15.8%	15.6%
% of FP17s for the same patient ID Re-attending between 3 & 9 months - Children	555	854	65.0%	61.5%	60.1%	58.8%
% of FP17s for the same patient ID Re-attending between 3 & 9 months - Adults	1,733	2,641	65.6%	55.3%	53.3%	51.0%
% of FP17s for Band 1 Urgent Courses	124	3,167	3.9%	7.9%	9.0%	9.0%
% of FP17s Relating to Free Repair or Replacements	46	3,167	1.5%	0.9%	1.0%	0.8%
% of FP17s Relating to Continuations	19	3,167	0.6%	0.9%	1.0%	0.9%
% of Patients satisfied with the dentistry they have received	0	0	N/A	91.5%	93.8%	93.2%
% of Patients satisfied with the time they had to wait for an appointment	0	0	N/A	86.9%	89.4%	88.3%

* This is based on patients treated on this contract for their most recent course of treatment. Figures in italics indicate the base number of FP17s or Patient Questionnaire responses are less than 100. N/A is shown where the base number of responses is less than 10 during the period. % is calculated as Quantity/Base number*100

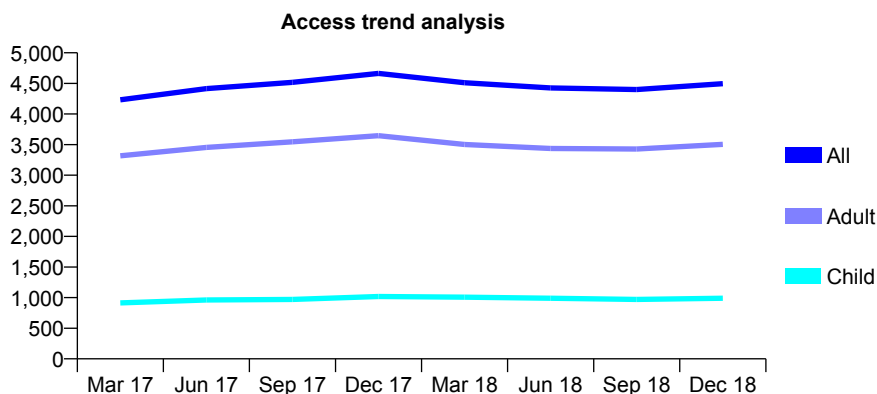
Q52 - Vital Signs At a Glance Contract Report for 173681/0003 - December 2018

Name or company name	Mulli Limited
Contract type name	GDS Contract
Purpose of contract	General
Contract start date	01/05/2015
Contract end date	

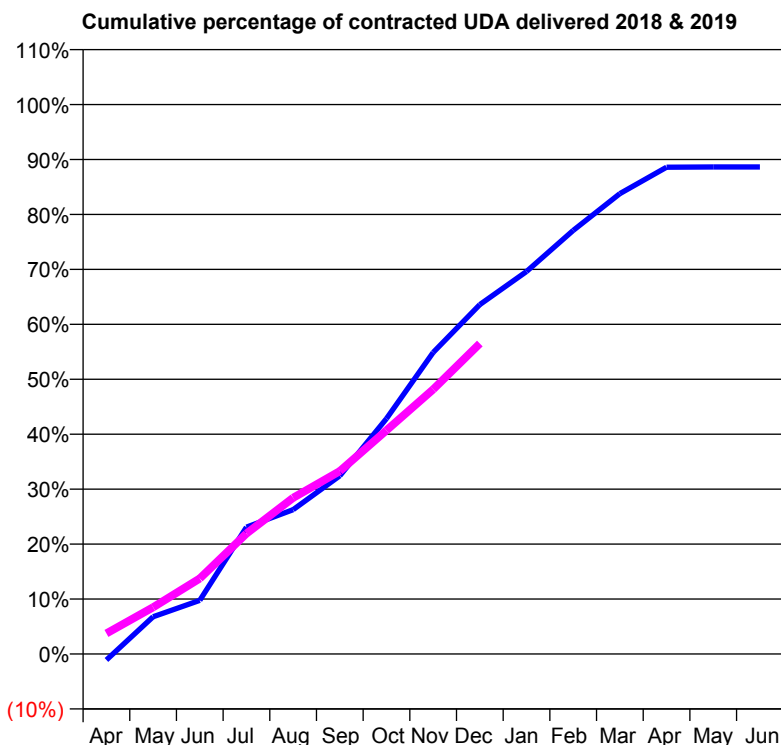
18/19 Contracted general activity (UDA)	15,309
Carry forward general activity (UDA)	0
18/19 Contracted orthodontic activity (UOA)	0
Carry forward orthodontic activity (UOA)	0
Baseline contract value	£411,359.65

ACCESS*

Patients seen in 24 months	Total	Change since previous quarter
Quarter ending December 2017	4,663	
Quarter ending March 2018	4,511	↓
Quarter ending June 2018	4,427	↓
Quarter ending September 2018	4,399	→
Quarter ending December 2018	4,496	↑
Variance since December 2017	(3.6%)	↓



ACTIVITY



Month	Adjusted Scheduled Activity (UDA)	
	2018	2019
April	-167	575
May	1,038	1,302
June	1,494	2,105
July	3,537	3,357
August	4,020	4,354
September	4,964	5,095
October	6,559	6,233
November	8,402	7,371
December	9,735	8,652
January	10,656	
February	11,802	
March	12,825	
April	13,562	
May	13,569	
June	13,568	

QUALITY

	Quantity	Base Number	Contract	AT	Region	England
% of FP17s for the same patient ID Re-attending within 3 months - Children	67	1,130	5.9%	10.2%	12.3%	11.8%
% of FP17s for the same patient ID Re-attending within 3 months - Adults	524	4,226	12.4%	13.7%	15.8%	15.6%
% of FP17s for the same patient ID Re-attending between 3 & 9 months - Children	667	1,130	59.0%	61.5%	60.1%	58.8%
% of FP17s for the same patient ID Re-attending between 3 & 9 months - Adults	2,546	4,226	60.2%	55.3%	53.3%	51.0%
% of FP17s for Band 1 Urgent Courses	214	4,976	4.3%	7.9%	9.0%	9.0%
% of FP17s Relating to Free Repair or Replacements	90	4,976	1.8%	0.9%	1.0%	0.8%
% of FP17s Relating to Continuations	15	4,976	0.3%	0.9%	1.0%	0.9%
% of Patients satisfied with the dentistry they have received	1	1	N/A	91.5%	93.8%	93.2%
% of Patients satisfied with the time they had to wait for an appointment	1	1	N/A	86.9%	89.4%	88.3%

* This is based on patients treated on this contract for their most recent course of treatment. Figures in italics indicate the base number of FP17s or Patient Questionnaire responses are less than 100. N/A is shown where the base number of responses is less than 10 during the period. % is calculated as Quantity/Base number*100

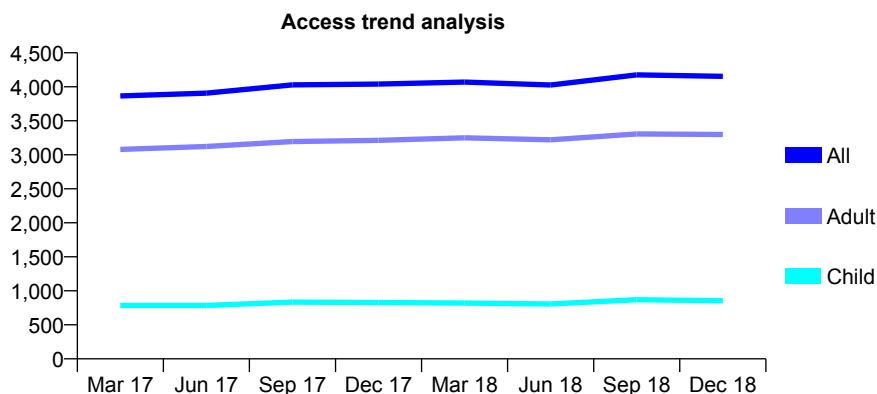
Q52 - Vital Signs At a Glance Contract Report for 173681/0004 - December 2018

Name or company name	Mulli Limited
Contract type name	GDS Contract
Purpose of contract	General
Contract start date	01/05/2015
Contract end date	

18/19 Contracted general activity (UDA)	13,781
Carry forward general activity (UDA)	0
18/19 Contracted orthodontic activity (UOA)	0
Carry forward orthodontic activity (UOA)	0
Baseline contract value	£320,815.81

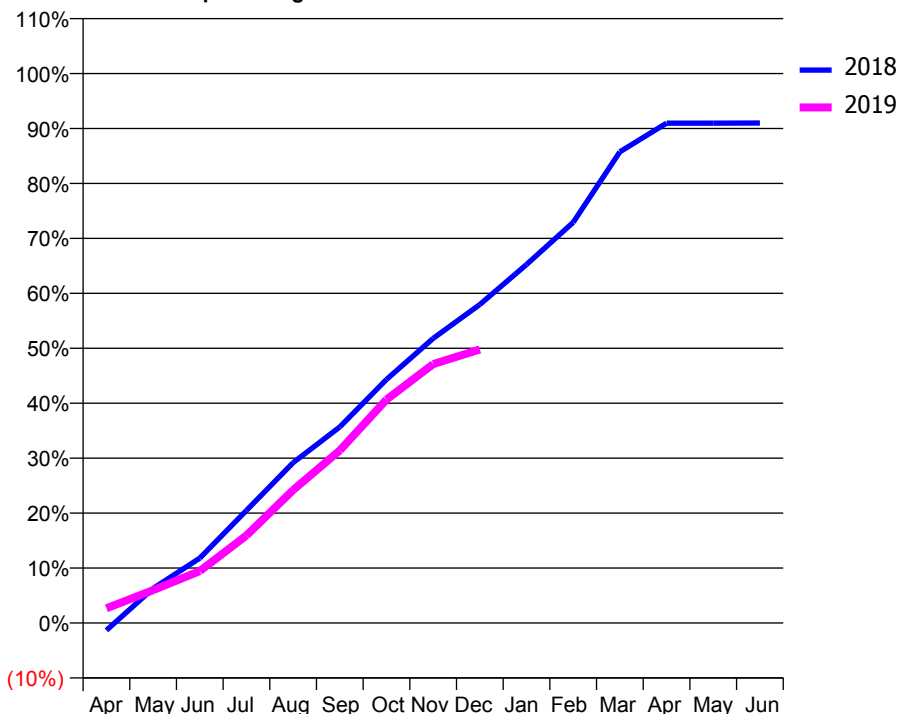
ACCESS*

Patients seen in 24 months	Total	Change since previous quarter
Quarter ending December 2017	4,040	
Quarter ending March 2018	4,070	→
Quarter ending June 2018	4,026	↓
Quarter ending September 2018	4,176	↑
Quarter ending December 2018	4,153	→
Variance since December 2017	2.8%	↑



ACTIVITY

Cumulative percentage of contracted UDA delivered 2018 & 2019



Month	Adjusted Scheduled Activity (UDA)	
	2018	2019
April	-185	370
May	867	824
June	1,628	1,303
July	2,824	2,196
August	4,022	3,336
September	4,919	4,328
October	6,108	5,604
November	7,140	6,494
December	7,987	6,860
January	8,991	
February	10,048	
March	11,816	
April	12,535	
May	12,535	
June	12,540	

QUALITY

	Quantity	Base Number	Contract	AT	Region	England
% of FP17s for the same patient ID Re-attending within 3 months - Children	53	913	5.8%	10.2%	12.3%	11.8%
% of FP17s for the same patient ID Re-attending within 3 months - Adults	603	3,811	15.8%	13.7%	15.8%	15.6%
% of FP17s for the same patient ID Re-attending between 3 & 9 months - Children	553	913	60.6%	61.5%	60.1%	58.8%
% of FP17s for the same patient ID Re-attending between 3 & 9 months - Adults	2,345	3,811	61.5%	55.3%	53.3%	51.0%
% of FP17s for Band 1 Urgent Courses	519	4,398	11.8%	7.9%	9.0%	9.0%
% of FP17s Relating to Free Repair or Replacements	57	4,398	1.3%	0.9%	1.0%	0.8%
% of FP17s Relating to Continuations	28	4,398	0.6%	0.9%	1.0%	0.9%
% of Patients satisfied with the dentistry they have received	3	3	N/A	91.5%	93.8%	93.2%
% of Patients satisfied with the time they had to wait for an appointment	3	3	N/A	86.9%	89.4%	88.3%

* This is based on patients treated on this contract for their most recent course of treatment. Figures in italics indicate the base number of FP17s or Patient Questionnaire responses are less than 100. N/A is shown where the base number of responses is less than 10 during the period. % is calculated as Quantity/Base number*100

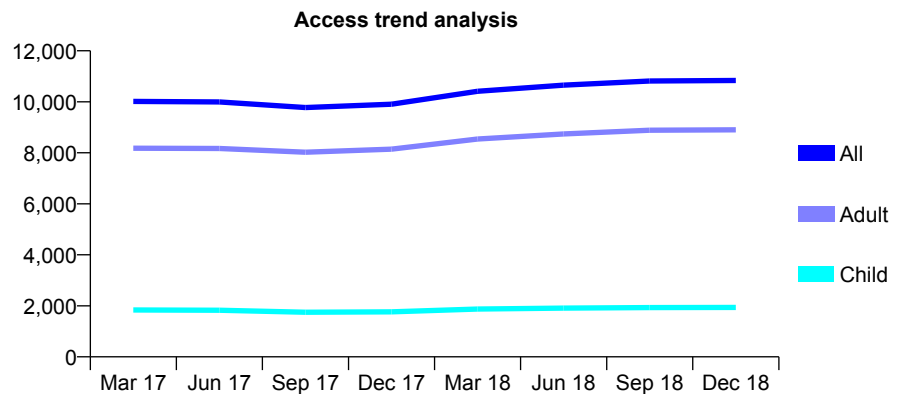
Q52 - Vital Signs At a Glance Contract Report for 174831/0001 - December 2018

Name or company name	TOVEY LITTLE DENTAL CENTRE LTD
Contract type name	GDS Contract
Purpose of contract	General
Contract start date	01/04/2011
Contract end date	

18/19 Contracted general activity (UDA)	30,005
Carry forward general activity (UDA)	-118
18/19 Contracted orthodontic activity (UOA)	0
Carry forward orthodontic activity (UOA)	0
Baseline contract value	£994,562.26

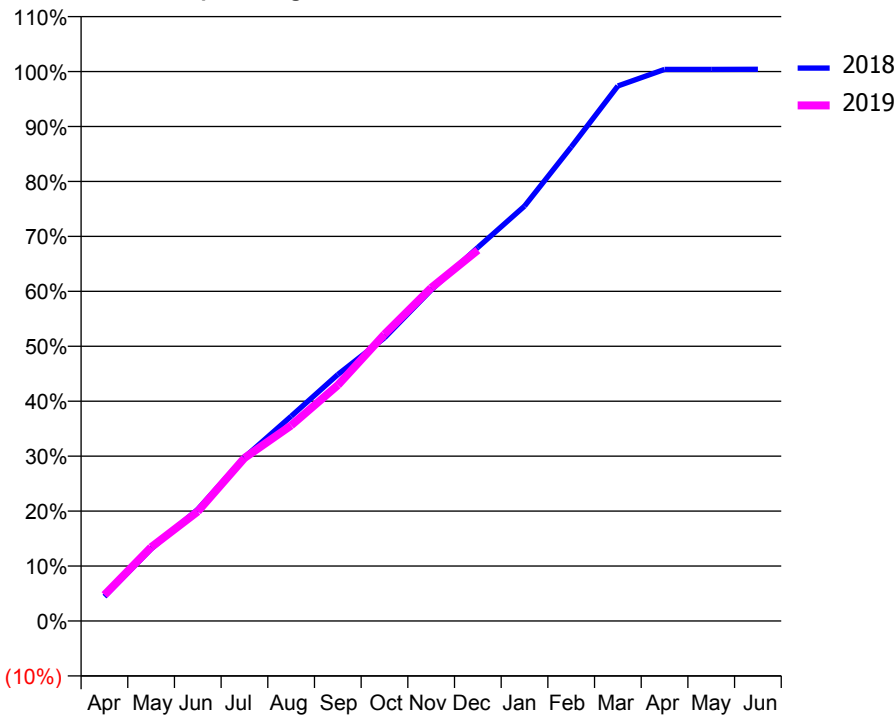
ACCESS*

Patients seen in 24 months	Total	Change since previous quarter
Quarter ending December 2017	9,908	
Quarter ending March 2018	10,415	↑
Quarter ending June 2018	10,654	↑
Quarter ending September 2018	10,818	→
Quarter ending December 2018	10,836	→
Variance since December 2017	9.4%	↑



ACTIVITY

Cumulative percentage of contracted UDA delivered 2018 & 2019



Month	2018	2019
April	1,339	1,421
May	3,938	4,029
June	6,101	5,981
July	8,941	8,899
August	11,178	10,677
September	13,459	12,878
October	15,462	15,661
November	18,074	18,195
December	20,395	20,252
January	22,658	
February	25,884	
March	29,216	
April	30,117	
May	30,120	
June	30,123	

QUALITY

	Quantity	Base Number	Contract	AT	Region	England
% of FP17s for the same patient ID Re-attending within 3 months - Children	214	2,391	9.0%	10.2%	12.3%	11.8%
% of FP17s for the same patient ID Re-attending within 3 months - Adults	1,076	9,086	11.8%	13.7%	15.8%	15.6%
% of FP17s for the same patient ID Re-attending between 3 & 9 months - Children	1,472	2,391	61.6%	61.5%	60.1%	58.8%
% of FP17s for the same patient ID Re-attending between 3 & 9 months - Adults	4,455	9,086	49.0%	55.3%	53.3%	51.0%
% of FP17s for Band 1 Urgent Courses	548	10,202	5.4%	7.9%	9.0%	9.0%
% of FP17s Relating to Free Repair or Replacements	110	10,202	1.1%	0.9%	1.0%	0.8%
% of FP17s Relating to Continuations	131	10,202	1.3%	0.9%	1.0%	0.9%
% of Patients satisfied with the dentistry they have received	2	2	N/A	91.5%	93.8%	93.2%
% of Patients satisfied with the time they had to wait for an appointment	2	2	N/A	86.9%	89.4%	88.3%

* This is based on patients treated on this contract for their most recent course of treatment. Figures in italics indicate the base number of FP17s or Patient Questionnaire responses are less than 100. N/A is shown where the base number of responses is less than 10 during the period. % is calculated as Quantity/Base number*100

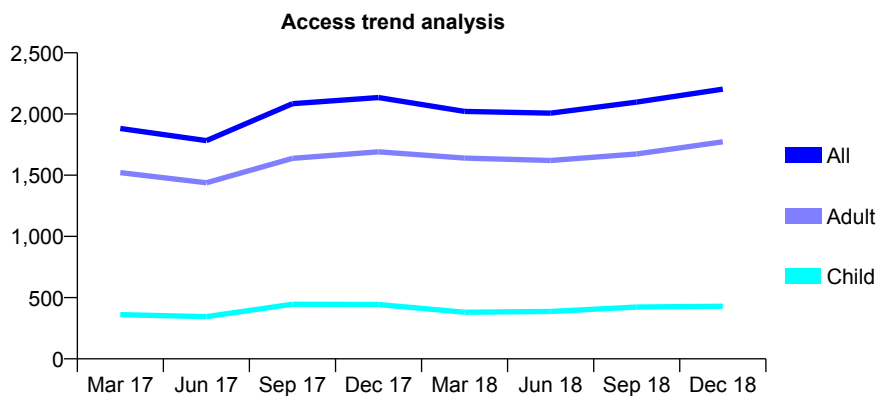
Q52 - Vital Signs At a Glance Contract Report for 174831/0002 - December 2018

Name or company name	TOVEY LITTLE DENTAL CENTRE LTD
Contract type name	GDS Contract
Purpose of contract	General
Contract start date	01/04/2011
Contract end date	

18/19 Contracted general activity (UDA)	6,000
Carry forward general activity (UDA)	21
18/19 Contracted orthodontic activity (UOA)	0
Carry forward orthodontic activity (UOA)	0
Baseline contract value	£176,840.98

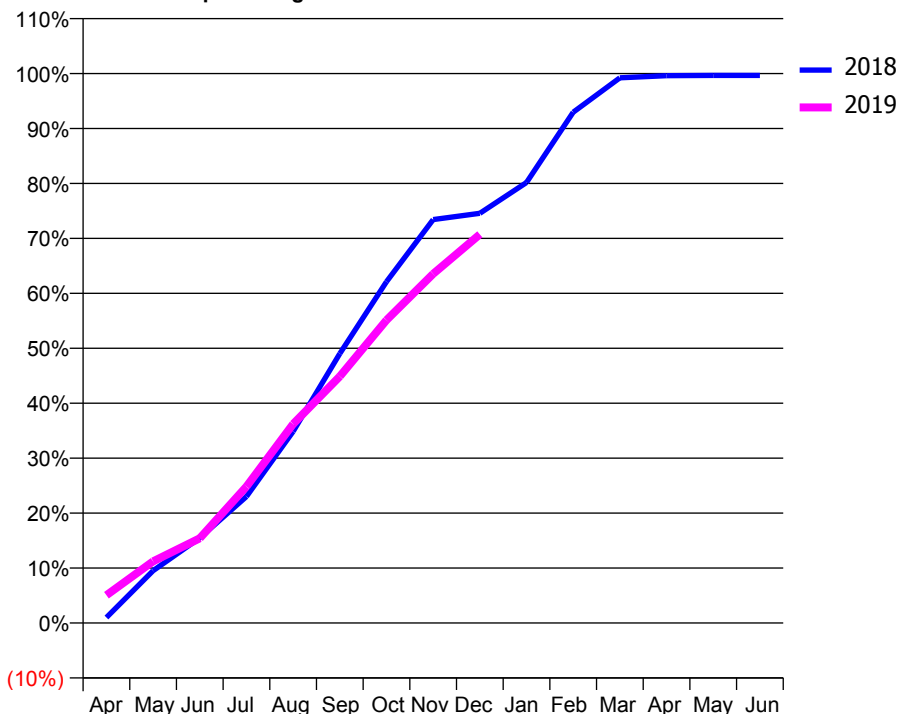
ACCESS*

Patients seen in 24 months	Total	Change since previous quarter
Quarter ending December 2017	2,135	
Quarter ending March 2018	2,021	↓
Quarter ending June 2018	2,007	→
Quarter ending September 2018	2,097	↑
Quarter ending December 2018	2,203	↑
Variance since December 2017	3.2%	↑



ACTIVITY

Cumulative percentage of contracted UDA delivered 2018 & 2019



Month	Adjusted Scheduled Activity (UDA)	
	2018	2019
April	61	303
May	572	674
June	929	925
July	1,381	1,491
August	2,092	2,173
September	2,942	2,693
October	3,727	3,308
November	4,406	3,812
December	4,474	4,243
January	4,810	
February	5,577	
March	5,952	
April	5,976	
May	5,979	
June	5,979	

QUALITY

	Quantity	Base Number	Contract	AT	Region	England
% of FP17s for the same patient ID Re-attending within 3 months - Children	41	531	7.7%	10.2%	12.3%	11.8%
% of FP17s for the same patient ID Re-attending within 3 months - Adults	93	1,609	5.8%	13.7%	15.8%	15.6%
% of FP17s for the same patient ID Re-attending between 3 & 9 months - Children	282	531	53.1%	61.5%	60.1%	58.8%
% of FP17s for the same patient ID Re-attending between 3 & 9 months - Adults	330	1,609	20.5%	55.3%	53.3%	51.0%
% of FP17s for Band 1 Urgent Courses	81	2,123	3.8%	7.9%	9.0%	9.0%
% of FP17s Relating to Free Repair or Replacements	14	2,123	0.7%	0.9%	1.0%	0.8%
% of FP17s Relating to Continuations	22	2,123	1.0%	0.9%	1.0%	0.9%
% of Patients satisfied with the dentistry they have received	0	0	N/A	91.5%	93.8%	93.2%
% of Patients satisfied with the time they had to wait for an appointment	0	0	N/A	86.9%	89.4%	88.3%

* This is based on patients treated on this contract for their most recent course of treatment. Figures in italics indicate the base number of FP17s or Patient Questionnaire responses are less than 100. N/A is shown where the base number of responses is less than 10 during the period. % is calculated as Quantity/Base number*100

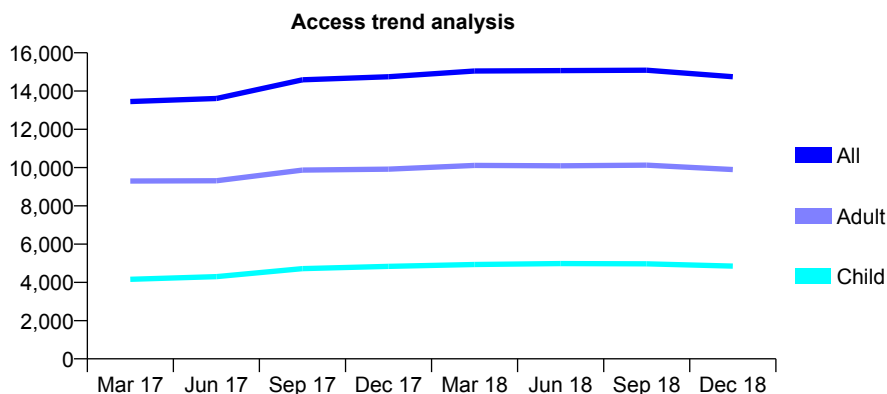
Q52 - Vital Signs At a Glance Contract Report for 177725/0001 - December 2018

Name or company name	MCM Dental Services Ltd
Contract type name	GDS Contract
Purpose of contract	General
Contract start date	03/10/2007
Contract end date	

18/19 Contracted general activity (UDA)	47,000
Carry forward general activity (UDA)	0
18/19 Contracted orthodontic activity (UOA)	0
Carry forward orthodontic activity (UOA)	0
Baseline contract value	£1,450,693.35

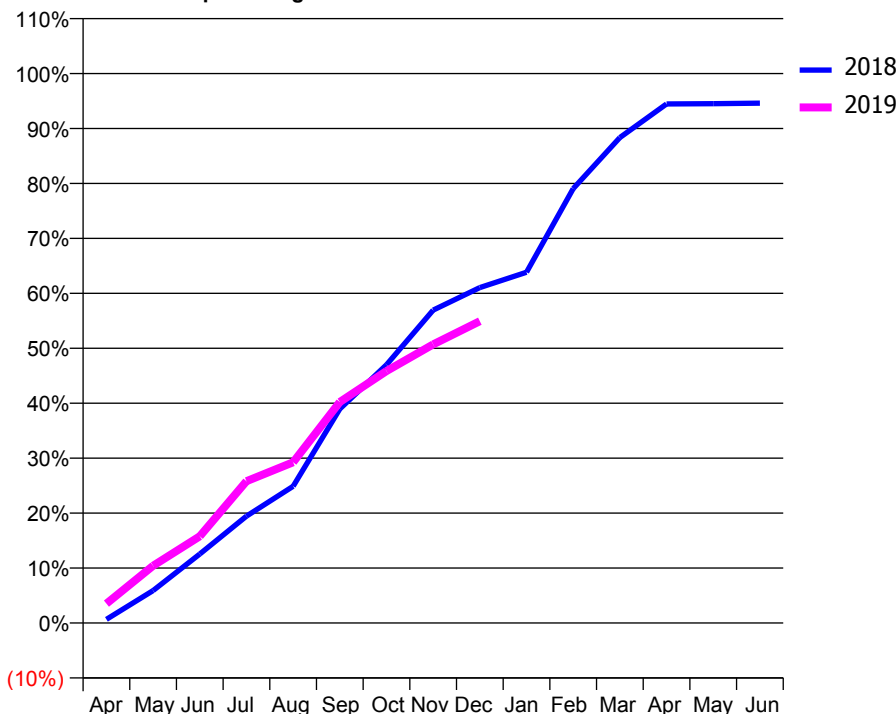
ACCESS*

Patients seen in 24 months	Total	Change since previous quarter
Quarter ending December 2017	14,750	
Quarter ending March 2018	15,045	↑
Quarter ending June 2018	15,069	→
Quarter ending September 2018	15,093	→
Quarter ending December 2018	14,750	↓
Variance since December 2017	0.0%	→



ACTIVITY

Cumulative percentage of contracted UDA delivered 2018 & 2019



Month	Adjusted Scheduled Activity (UDA)	
	2018	2019
April	315	1,658
May	2,773	4,900
June	5,901	7,423
July	9,147	12,125
August	11,700	13,749
September	18,307	18,901
October	22,087	21,552
November	26,760	23,833
December	28,687	25,815
January	29,998	
February	37,153	
March	41,518	
April	44,398	
May	44,424	
June	44,462	

QUALITY

	Quantity	Base Number	Contract	AT	Region	England
% of FP17s for the same patient ID Re-attending within 3 months - Children	439	4,841	9.1%	10.2%	12.3%	11.8%
% of FP17s for the same patient ID Re-attending within 3 months - Adults	1,358	8,782	15.5%	13.7%	15.8%	15.6%
% of FP17s for the same patient ID Re-attending between 3 & 9 months - Children	3,076	4,841	63.5%	61.5%	60.1%	58.8%
% of FP17s for the same patient ID Re-attending between 3 & 9 months - Adults	5,054	8,782	57.5%	55.3%	53.3%	51.0%
% of FP17s for Band 1 Urgent Courses	1,340	12,439	10.8%	7.9%	9.0%	9.0%
% of FP17s Relating to Free Repair or Replacements	128	12,439	1.0%	0.9%	1.0%	0.8%
% of FP17s Relating to Continuations	78	12,439	0.6%	0.9%	1.0%	0.9%
% of Patients satisfied with the dentistry they have received	4	4	N/A	91.5%	93.8%	93.2%
% of Patients satisfied with the time they had to wait for an appointment	3	4	N/A	86.9%	89.4%	88.3%

* This is based on patients treated on this contract for their most recent course of treatment. Figures in italics indicate the base number of FP17s or Patient Questionnaire responses are less than 100. N/A is shown where the base number of responses is less than 10 during the period. % is calculated as Quantity/Base number*100

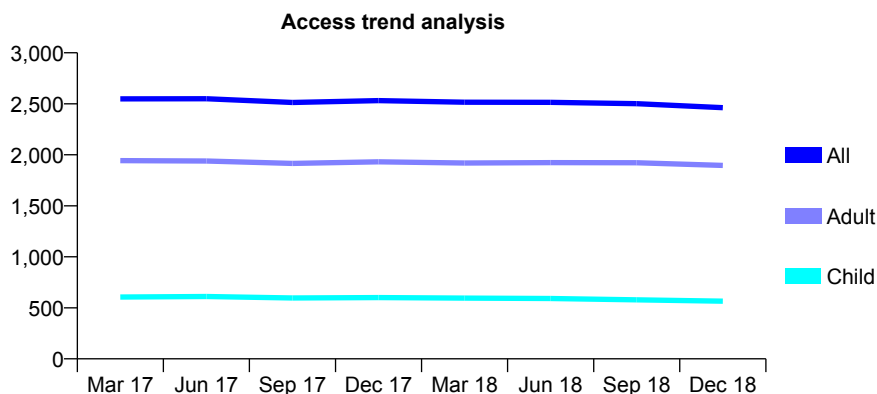
Q52 - Vital Signs At a Glance Contract Report for 180904/0002 - December 2018

Name or company name	Perfect Smile Clinic (UK) Ltd
Contract type name	GDS Contract
Purpose of contract	General
Contract start date	01/03/2011
Contract end date	

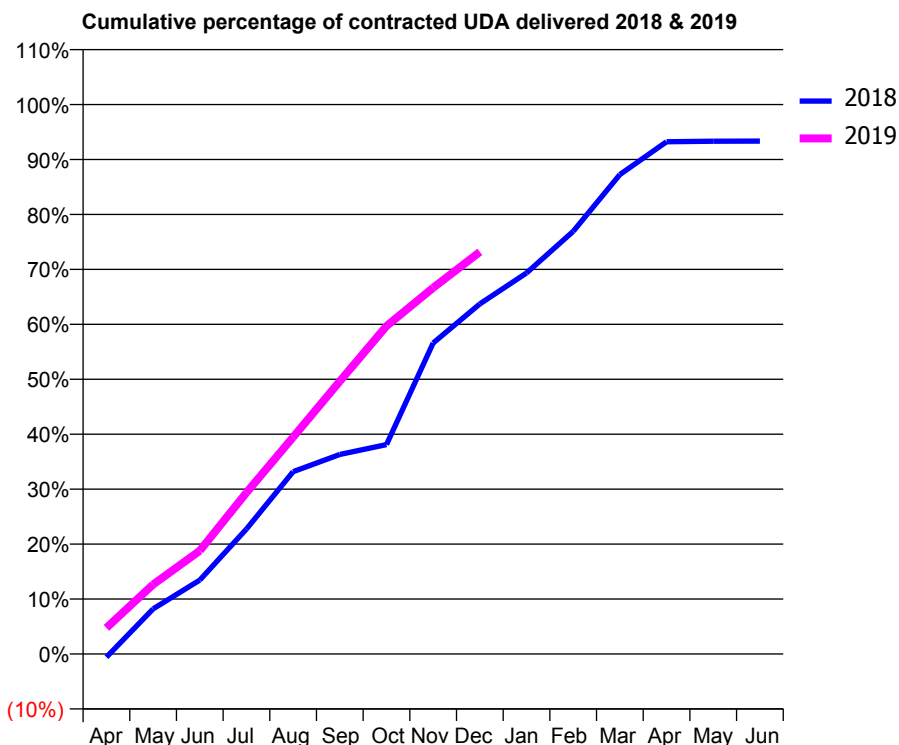
18/19 Contracted general activity (UDA)	8,080
Carry forward general activity (UDA)	0
18/19 Contracted orthodontic activity (UOA)	0
Carry forward orthodontic activity (UOA)	0
Baseline contract value	£229,550.36

ACCESS*

Patients seen in 24 months	Total	Change since previous quarter
Quarter ending December 2017	2,532	
Quarter ending March 2018	2,516	→
Quarter ending June 2018	2,515	→
Quarter ending September 2018	2,501	→
Quarter ending December 2018	2,462	↓
Variance since December 2017	(2.8%)	↓



ACTIVITY



Month	Adjusted Scheduled Activity (UDA)	
	2018	2019
April	-49	385
May	664	1,022
June	1,088	1,519
July	1,838	2,374
August	2,681	3,189
September	2,934	4,010
October	3,079	4,823
November	4,574	5,386
December	5,147	5,913
January	5,602	
February	6,215	
March	7,050	
April	7,532	
May	7,540	
June	7,542	

QUALITY

	Quantity	Base Number	Contract	AT	Region	England
% of FP17s for the same patient ID Re-attending within 3 months - Children	48	800	6.0%	10.2%	12.3%	11.8%
% of FP17s for the same patient ID Re-attending within 3 months - Adults	261	2,165	12.1%	13.7%	15.8%	15.6%
% of FP17s for the same patient ID Re-attending between 3 & 9 months - Children	631	800	78.9%	61.5%	60.1%	58.8%
% of FP17s for the same patient ID Re-attending between 3 & 9 months - Adults	1,439	2,165	66.5%	55.3%	53.3%	51.0%
% of FP17s for Band 1 Urgent Courses	117	2,728	4.3%	7.9%	9.0%	9.0%
% of FP17s Relating to Free Repair or Replacements	28	2,728	1.0%	0.9%	1.0%	0.8%
% of FP17s Relating to Continuations	16	2,728	0.6%	0.9%	1.0%	0.9%
% of Patients satisfied with the dentistry they have received	3	3	N/A	91.5%	93.8%	93.2%
% of Patients satisfied with the time they had to wait for an appointment	3	3	N/A	86.9%	89.4%	88.3%

* This is based on patients treated on this contract for their most recent course of treatment. Figures in italics indicate the base number of FP17s or Patient Questionnaire responses are less than 100. N/A is shown where the base number of responses is less than 10 during the period. % is calculated as Quantity/Base number*100

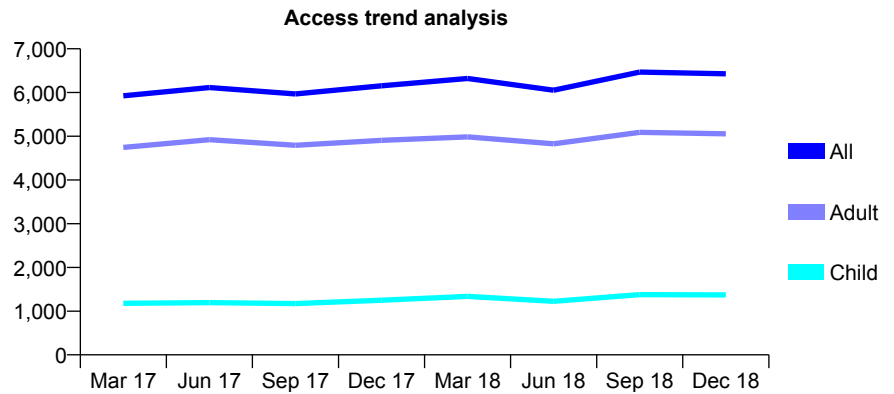
Q52 - Vital Signs At a Glance Contract Report for 181234/0001 - December 2018

Name or company name	Glen Lea Dental Suite
Contract type name	GDS Contract
Purpose of contract	General
Contract start date	01/06/2012
Contract end date	

18/19 Contracted general activity (UDA)	14,835
Carry forward general activity (UDA)	-297
18/19 Contracted orthodontic activity (UOA)	0
Carry forward orthodontic activity (UOA)	0
Baseline contract value	£437,024.27

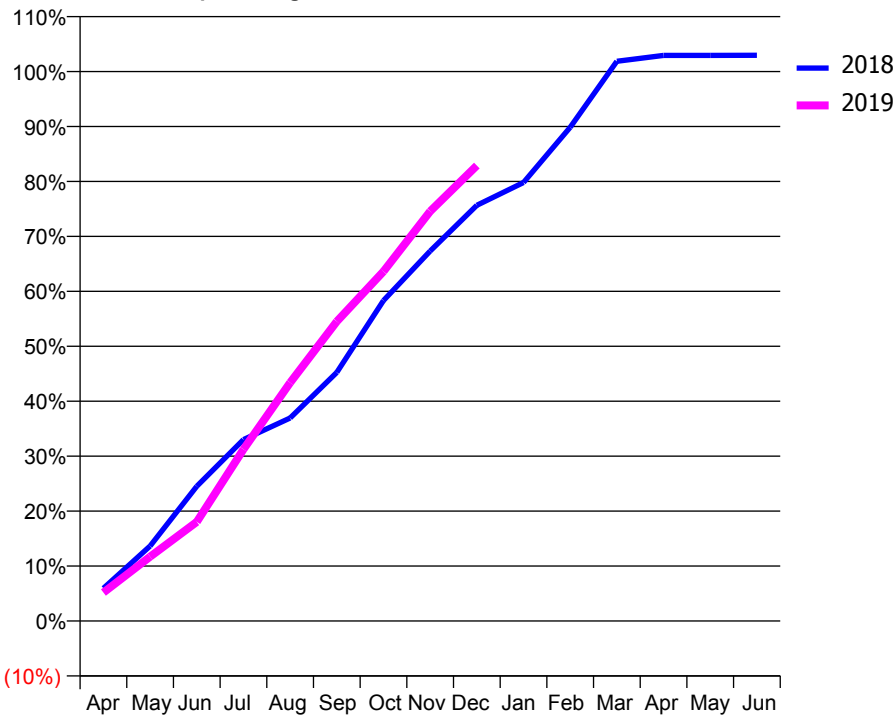
ACCESS*

Patients seen in 24 months	Total	Change since previous quarter
Quarter ending December 2017	6,154	
Quarter ending March 2018	6,322	↑
Quarter ending June 2018	6,053	↓
Quarter ending September 2018	6,467	↑
Quarter ending December 2018	6,428	→
Variance since December 2017	4.5%	↑



ACTIVITY

Cumulative percentage of contracted UDA delivered 2018 & 2019



Month	Adjusted Scheduled Activity (UDA)	
	2018	2019
April	885	767
May	2,027	1,738
June	3,639	2,677
July	4,896	4,637
August	5,480	6,436
September	6,712	8,088
October	8,653	9,436
November	9,987	11,061
December	11,223	12,297
January	11,837	
February	13,331	
March	15,111	
April	15,268	
May	15,268	
June	15,273	

QUALITY

	Quantity	Base Number	Contract	AT	Region	England
% of FP17s for the same patient ID Re-attending within 3 months - Children	57	1,296	4.4%	10.2%	12.3%	11.8%
% of FP17s for the same patient ID Re-attending within 3 months - Adults	607	4,865	12.5%	13.7%	15.8%	15.6%
% of FP17s for the same patient ID Re-attending between 3 & 9 months - Children	449	1,296	34.6%	61.5%	60.1%	58.8%
% of FP17s for the same patient ID Re-attending between 3 & 9 months - Adults	1,614	4,865	33.2%	55.3%	53.3%	51.0%
% of FP17s for Band 1 Urgent Courses	496	5,548	8.9%	7.9%	9.0%	9.0%
% of FP17s Relating to Free Repair or Replacements	8	5,548	0.1%	0.9%	1.0%	0.8%
% of FP17s Relating to Continuations	118	5,548	2.1%	0.9%	1.0%	0.9%
% of Patients satisfied with the dentistry they have received	9	9	N/A	91.5%	93.8%	93.2%
% of Patients satisfied with the time they had to wait for an appointment	9	9	N/A	86.9%	89.4%	88.3%

* This is based on patients treated on this contract for their most recent course of treatment. Figures in italics indicate the base number of FP17s or Patient Questionnaire responses are less than 100. N/A is shown where the base number of responses is less than 10 during the period. % is calculated as Quantity/Base number*100

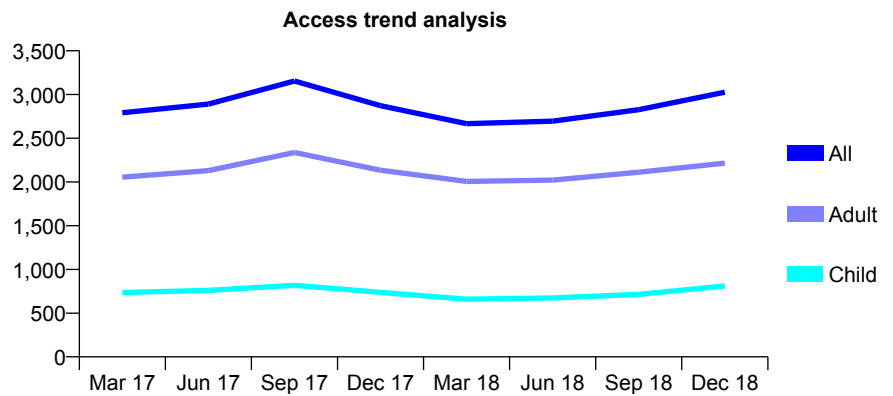
Q52 - Vital Signs At a Glance Contract Report for 181234/0002 - December 2018

Name or company name	Glen Lea Dental Suite
Contract type name	GDS Contract
Purpose of contract	General
Contract start date	01/06/2012
Contract end date	

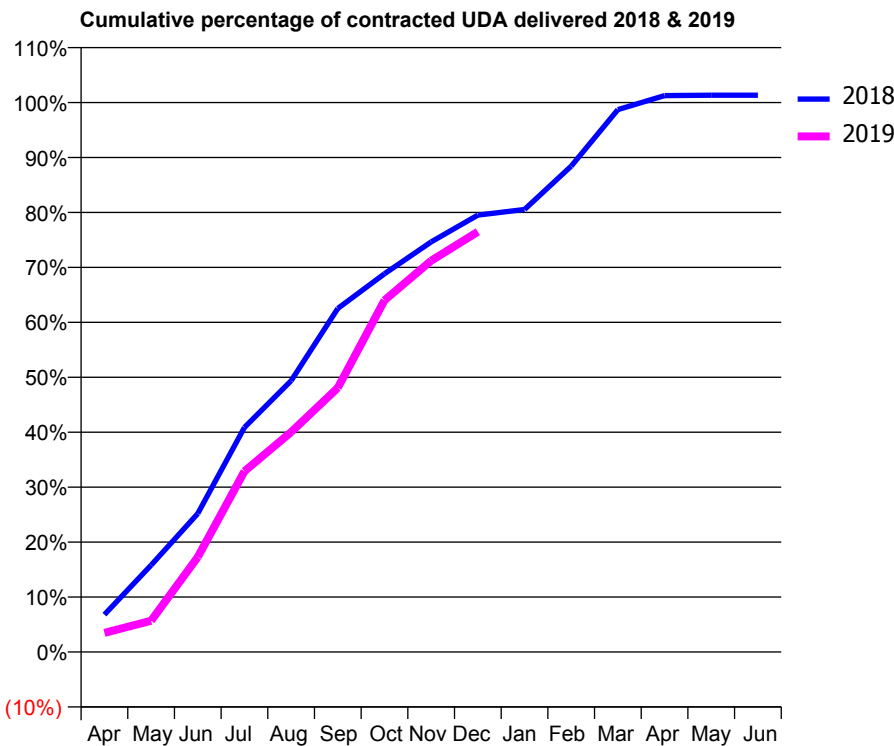
18/19 Contracted general activity (UDA)	7,000
Carry forward general activity (UDA)	-93
18/19 Contracted orthodontic activity (UOA)	0
Carry forward orthodontic activity (UOA)	0
Baseline contract value	£177,573.34

ACCESS*

Patients seen in 24 months	Total	Change since previous quarter
Quarter ending December 2017	2,872	
Quarter ending March 2018	2,666	↓
Quarter ending June 2018	2,696	→
Quarter ending September 2018	2,827	↑
Quarter ending December 2018	3,026	↑
Variance since December 2017	5.4%	↑



ACTIVITY



Month	Adjusted Scheduled Activity (UDA)	
	2018	2019
April	477	244
May	1,106	399
June	1,764	1,210
July	2,862	2,303
August	3,456	2,803
September	4,376	3,365
October	4,818	4,481
November	5,224	4,985
December	5,565	5,353
January	5,637	
February	6,190	
March	6,909	
April	7,088	
May	7,093	
June	7,093	

QUALITY

	Quantity	Base Number	Contract	AT	Region	England
% of FP17s for the same patient ID Re-attending within 3 months - Children	33	833	4.0%	10.2%	12.3%	11.8%
% of FP17s for the same patient ID Re-attending within 3 months - Adults	146	2,241	6.5%	13.7%	15.8%	15.6%
% of FP17s for the same patient ID Re-attending between 3 & 9 months - Children	174	833	20.9%	61.5%	60.1%	58.8%
% of FP17s for the same patient ID Re-attending between 3 & 9 months - Adults	451	2,241	20.1%	55.3%	53.3%	51.0%
% of FP17s for Band 1 Urgent Courses	293	2,942	10.0%	7.9%	9.0%	9.0%
% of FP17s Relating to Free Repair or Replacements	12	2,942	0.4%	0.9%	1.0%	0.8%
% of FP17s Relating to Continuations	28	2,942	1.0%	0.9%	1.0%	0.9%
% of Patients satisfied with the dentistry they have received	6	6	N/A	91.5%	93.8%	93.2%
% of Patients satisfied with the time they had to wait for an appointment	6	6	N/A	86.9%	89.4%	88.3%

* This is based on patients treated on this contract for their most recent course of treatment. Figures in italics indicate the base number of FP17s or Patient Questionnaire responses are less than 100. N/A is shown where the base number of responses is less than 10 during the period. % is calculated as Quantity/Base number*100

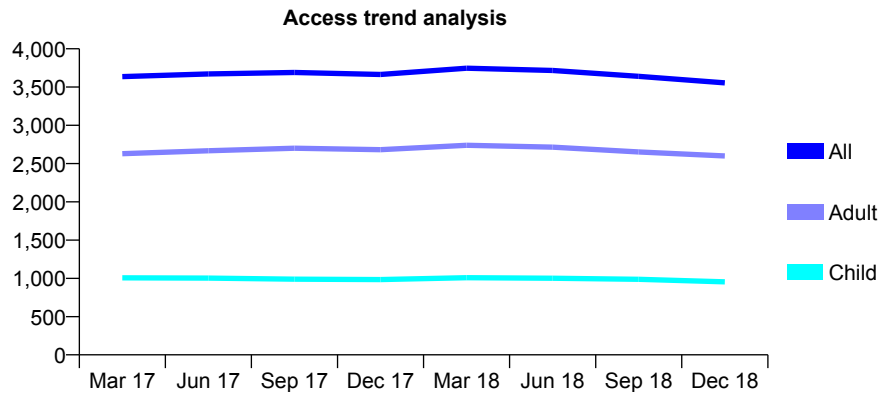
Q52 - Vital Signs At a Glance Contract Report for 181463/0001 - December 2018

Name or company name	Dhinsa Dental Limited
Contract type name	GDS Contract
Purpose of contract	General
Contract start date	01/04/2009
Contract end date	

18/19 Contracted general activity (UDA)	11,550
Carry forward general activity (UDA)	184
18/19 Contracted orthodontic activity (UOA)	0
Carry forward orthodontic activity (UOA)	0
Baseline contract value	£280,845.60

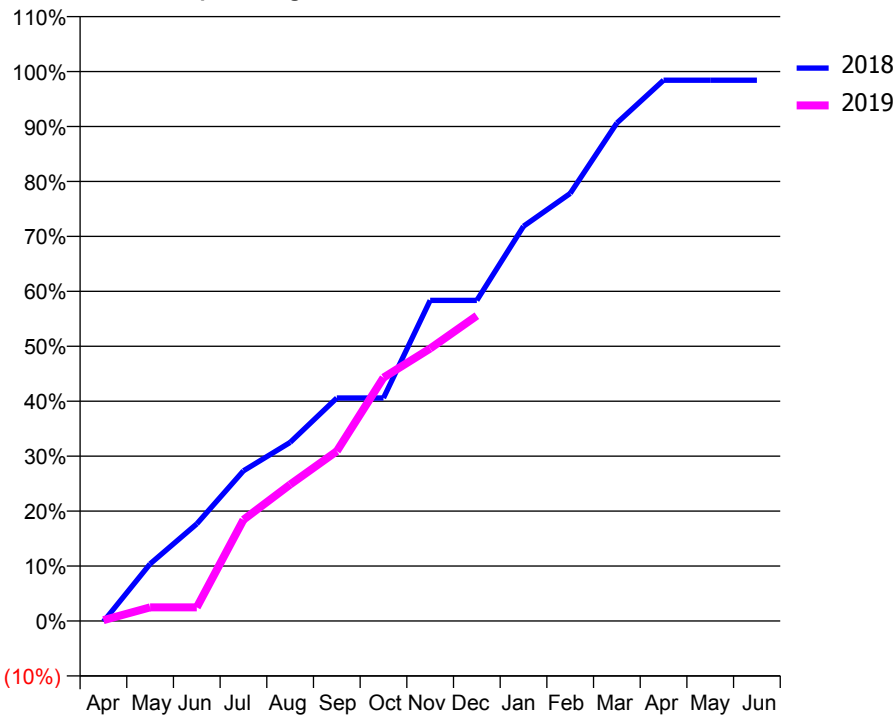
ACCESS*

Patients seen in 24 months	Total	Change since previous quarter
Quarter ending December 2017	3,665	
Quarter ending March 2018	3,747	↑
Quarter ending June 2018	3,716	→
Quarter ending September 2018	3,640	↓
Quarter ending December 2018	3,555	↓
Variance since December 2017	(3.0%)	↓



ACTIVITY

Cumulative percentage of contracted UDA delivered 2018 & 2019



Month	Adjusted Scheduled Activity (UDA)	
	2018	2019
April	-16	18
May	1,202	287
June	2,042	287
July	3,157	2,130
August	3,753	2,869
September	4,686	3,569
October	4,686	5,116
November	6,739	5,727
December	6,739	6,417
January	8,297	
February	8,986	
March	10,466	
April	11,366	
May	11,366	
June	11,366	

QUALITY

	Quantity	Base Number	Contract	AT	Region	England
% of FP17s for the same patient ID Re-attending within 3 months - Children	49	1,020	4.8%	10.2%	12.3%	11.8%
% of FP17s for the same patient ID Re-attending within 3 months - Adults	310	2,356	13.2%	13.7%	15.8%	15.6%
% of FP17s for the same patient ID Re-attending between 3 & 9 months - Children	668	1,020	65.5%	61.5%	60.1%	58.8%
% of FP17s for the same patient ID Re-attending between 3 & 9 months - Adults	1,071	2,356	45.5%	55.3%	53.3%	51.0%
% of FP17s for Band 1 Urgent Courses	129	3,031	4.3%	7.9%	9.0%	9.0%
% of FP17s Relating to Free Repair or Replacements	22	3,031	0.7%	0.9%	1.0%	0.8%
% of FP17s Relating to Continuations	61	3,031	2.0%	0.9%	1.0%	0.9%
% of Patients satisfied with the dentistry they have received	0	1	N/A	91.5%	93.8%	93.2%
% of Patients satisfied with the time they had to wait for an appointment	0	1	N/A	86.9%	89.4%	88.3%

* This is based on patients treated on this contract for their most recent course of treatment. Figures in italics indicate the base number of FP17s or Patient Questionnaire responses are less than 100. N/A is shown where the base number of responses is less than 10 during the period. % is calculated as Quantity/Base number*100

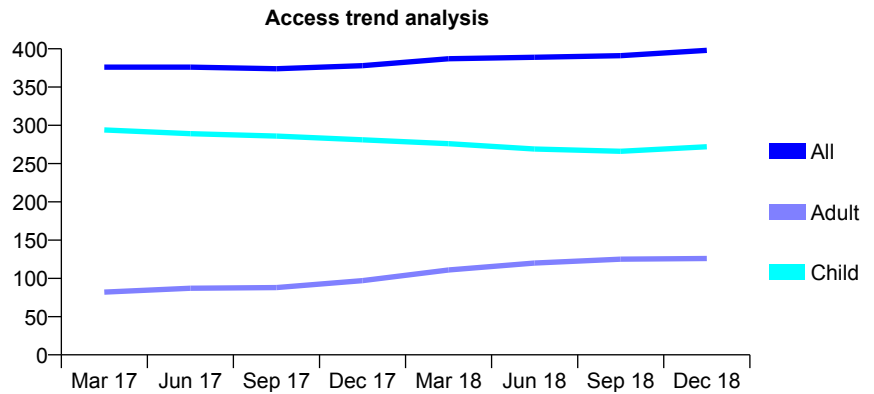
Q52 - Vital Signs At a Glance Contract Report for 182192/0001 - December 2018

Name or company name	Baldon Dental Centre Ltd
Contract type name	GDS Contract
Purpose of contract	General
Contract start date	01/11/2008
Contract end date	

18/19 Contracted general activity (UDA)	835
Carry forward general activity (UDA)	-13
18/19 Contracted orthodontic activity (UOA)	0
Carry forward orthodontic activity (UOA)	0
Baseline contract value	£24,635.52

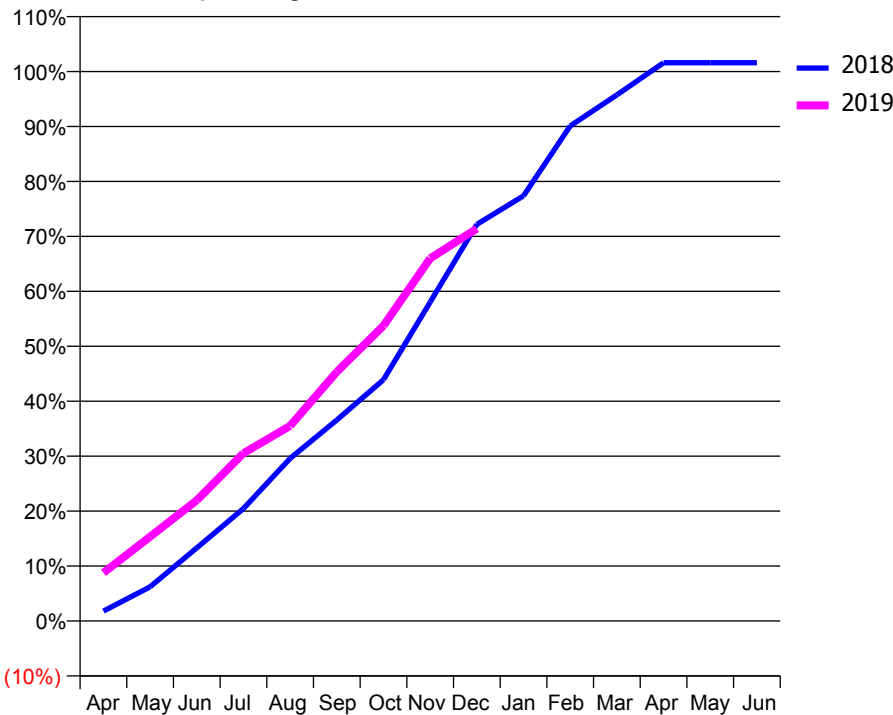
ACCESS*

Patients seen in 24 months	Total	Change since previous quarter
Quarter ending December 2017	378	
Quarter ending March 2018	387	↑
Quarter ending June 2018	389	→
Quarter ending September 2018	391	→
Quarter ending December 2018	398	→
Variance since December 2017	5.3%	↑



ACTIVITY

Cumulative percentage of contracted UDA delivered 2018 & 2019



Month	Adjusted Scheduled Activity (UDA)	
	2018	2019
April	15	73
May	52	128
June	111	183
July	171	255
August	247	297
September	305	379
October	367	449
November	485	551
December	603	596
January	646	
February	752	
March	799	
April	848	
May	848	
June	848	

QUALITY

	Quantity	Base Number	Contract	AT	Region	England
% of FP17s for the same patient ID Re-attending within 3 months - Children	20	321	6.2%	10.2%	12.3%	11.8%
% of FP17s for the same patient ID Re-attending within 3 months - Adults	10	67	14.9%	13.7%	15.8%	15.6%
% of FP17s for the same patient ID Re-attending between 3 & 9 months - Children	202	321	62.9%	61.5%	60.1%	58.8%
% of FP17s for the same patient ID Re-attending between 3 & 9 months - Adults	26	67	38.8%	55.3%	53.3%	51.0%
% of FP17s for Band 1 Urgent Courses	16	369	4.3%	7.9%	9.0%	9.0%
% of FP17s Relating to Free Repair or Replacements	0	369	0.0%	0.9%	1.0%	0.8%
% of FP17s Relating to Continuations	0	369	0.0%	0.9%	1.0%	0.9%
% of Patients satisfied with the dentistry they have received	0	0	N/A	91.5%	93.8%	93.2%
% of Patients satisfied with the time they had to wait for an appointment	0	0	N/A	86.9%	89.4%	88.3%

* This is based on patients treated on this contract for their most recent course of treatment. Figures in italics indicate the base number of FP17s or Patient Questionnaire responses are less than 100. N/A is shown where the base number of responses is less than 10 during the period. % is calculated as Quantity/Base number*100

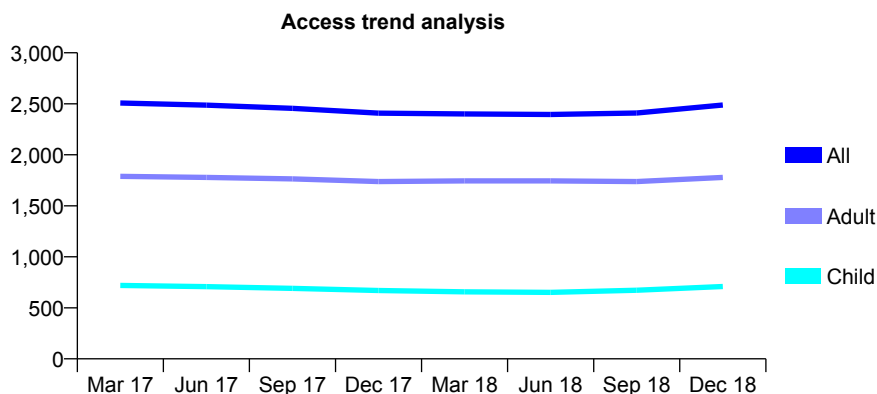
Q52 - Vital Signs At a Glance Contract Report for 183180/0001 - December 2018

Name or company name	Airedale Dental Practice
Contract type name	GDS Contract
Purpose of contract	General
Contract start date	01/03/2013
Contract end date	

18/19 Contracted general activity (UDA)	8,800
Carry forward general activity (UDA)	184
18/19 Contracted orthodontic activity (UOA)	0
Carry forward orthodontic activity (UOA)	0
Baseline contract value	£286,135.24

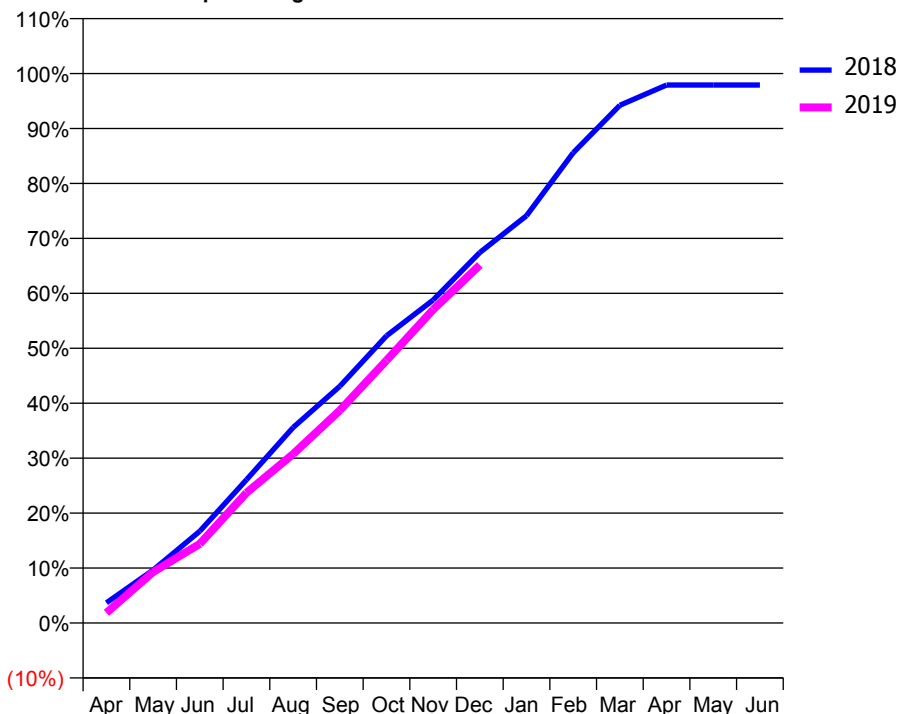
ACCESS*

Patients seen in 24 months	Total	Change since previous quarter
Quarter ending December 2017	2,408	
Quarter ending March 2018	2,401	→
Quarter ending June 2018	2,395	→
Quarter ending September 2018	2,410	→
Quarter ending December 2018	2,488	↑
Variance since December 2017	3.3%	↑



ACTIVITY

Cumulative percentage of contracted UDA delivered 2018 & 2019



Month	Adjusted Scheduled Activity (UDA)	
	2018	2019
April	324	164
May	850	817
June	1,470	1,268
July	2,295	2,086
August	3,132	2,708
September	3,791	3,404
October	4,600	4,206
November	5,174	5,020
December	5,934	5,733
January	6,522	
February	7,530	
March	8,290	
April	8,616	
May	8,616	
June	8,616	

QUALITY

	Quantity	Base Number	Contract	AT	Region	England
% of FP17s for the same patient ID Re-attending within 3 months - Children	82	753	10.9%	10.2%	12.3%	11.8%
% of FP17s for the same patient ID Re-attending within 3 months - Adults	304	1,951	15.6%	13.7%	15.8%	15.6%
% of FP17s for the same patient ID Re-attending between 3 & 9 months - Children	376	753	49.9%	61.5%	60.1%	58.8%
% of FP17s for the same patient ID Re-attending between 3 & 9 months - Adults	1,047	1,951	53.7%	55.3%	53.3%	51.0%
% of FP17s for Band 1 Urgent Courses	235	2,573	9.1%	7.9%	9.0%	9.0%
% of FP17s Relating to Free Repair or Replacements	30	2,573	1.2%	0.9%	1.0%	0.8%
% of FP17s Relating to Continuations	6	2,573	0.2%	0.9%	1.0%	0.9%
% of Patients satisfied with the dentistry they have received	1	1	N/A	91.5%	93.8%	93.2%
% of Patients satisfied with the time they had to wait for an appointment	1	1	N/A	86.9%	89.4%	88.3%

* This is based on patients treated on this contract for their most recent course of treatment. Figures in italics indicate the base number of FP17s or Patient Questionnaire responses are less than 100. N/A is shown where the base number of responses is less than 10 during the period. % is calculated as Quantity/Base number*100

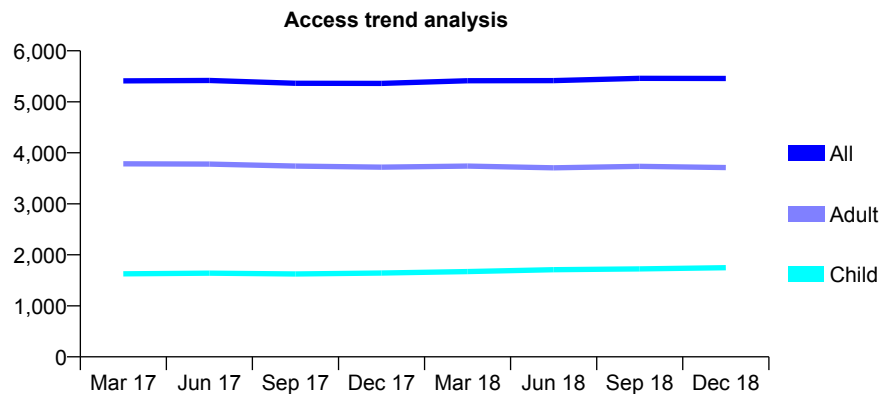
Q52 - Vital Signs At a Glance Contract Report for 183857/0001 - December 2018

Name or company name	Windmill Dental
Contract type name	GDS Contract
Purpose of contract	General
Contract start date	01/03/2010
Contract end date	

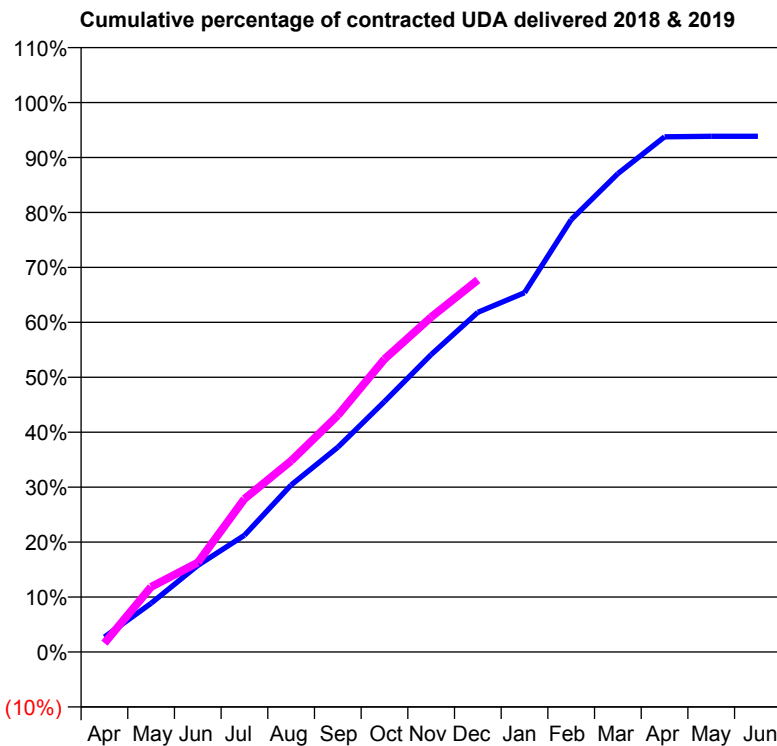
18/19 Contracted general activity (UDA)	14,000
Carry forward general activity (UDA)	0
18/19 Contracted orthodontic activity (UOA)	0
Carry forward orthodontic activity (UOA)	0
Baseline contract value	£386,029.01

ACCESS*

Patients seen in 24 months	Total	Change since previous quarter
Quarter ending December 2017	5,361	
Quarter ending March 2018	5,413	→
Quarter ending June 2018	5,415	→
Quarter ending September 2018	5,459	→
Quarter ending December 2018	5,458	→
Variance since December 2017	1.8%	→



ACTIVITY



Month	Adjusted Scheduled Activity (UDA)	
	2018	2019
April	381	225
May	1,242	1,659
June	2,205	2,277
July	2,975	3,900
August	4,256	4,869
September	5,216	6,027
October	6,380	7,463
November	7,579	8,534
December	8,655	9,481
January	9,153	
February	11,016	
March	12,189	
April	13,127	
May	13,139	
June	13,138	

QUALITY

	Quantity	Base Number	Contract	AT	Region	England
% of FP17s for the same patient ID Re-attending within 3 months - Children	122	2,029	6.0%	10.2%	12.3%	11.8%
% of FP17s for the same patient ID Re-attending within 3 months - Adults	435	4,096	10.6%	13.7%	15.8%	15.6%
% of FP17s for the same patient ID Re-attending between 3 & 9 months - Children	1,305	2,029	64.3%	61.5%	60.1%	58.8%
% of FP17s for the same patient ID Re-attending between 3 & 9 months - Adults	2,570	4,096	62.7%	55.3%	53.3%	51.0%
% of FP17s for Band 1 Urgent Courses	183	5,061	3.6%	7.9%	9.0%	9.0%
% of FP17s Relating to Free Repair or Replacements	21	5,061	0.4%	0.9%	1.0%	0.8%
% of FP17s Relating to Continuations	23	5,061	0.5%	0.9%	1.0%	0.9%
% of Patients satisfied with the dentistry they have received	1	1	N/A	91.5%	93.8%	93.2%
% of Patients satisfied with the time they had to wait for an appointment	1	1	N/A	86.9%	89.4%	88.3%

* This is based on patients treated on this contract for their most recent course of treatment. Figures in italics indicate the base number of FP17s or Patient Questionnaire responses are less than 100. N/A is shown where the base number of responses is less than 10 during the period. % is calculated as Quantity/Base number*100

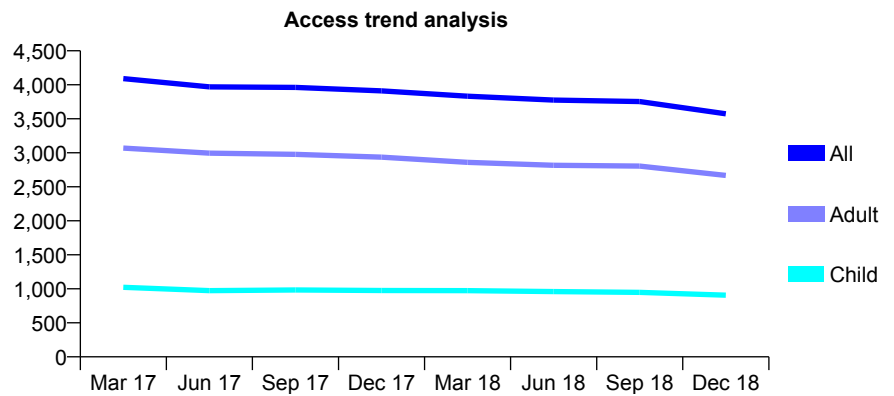
Q52 - Vital Signs At a Glance Contract Report for 184659/0001 - December 2018

Name or company name	Humber & Yorkshire CDA Limited
Contract type name	GDS Contract
Purpose of contract	General
Contract start date	12/11/2009
Contract end date	

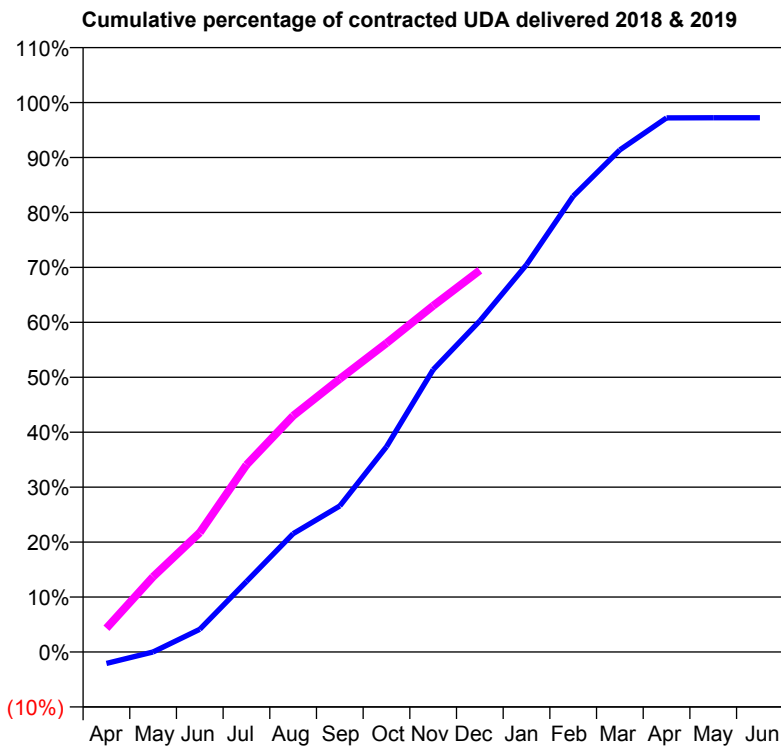
18/19 Contracted general activity (UDA)	9,485
Carry forward general activity (UDA)	264
18/19 Contracted orthodontic activity (UOA)	0
Carry forward orthodontic activity (UOA)	0
Baseline contract value	£275,735.01

ACCESS*

Patients seen in 24 months	Total	Change since previous quarter
Quarter ending December 2017	3,911	
Quarter ending March 2018	3,832	↓
Quarter ending June 2018	3,776	↓
Quarter ending September 2018	3,753	→
Quarter ending December 2018	3,574	↓
Variance since December 2017	(8.6%)	↓



ACTIVITY



Month	Adjusted Scheduled Activity (UDA)	
	2018	2019
April	-198	410
May	0	1,298
June	393	2,061
July	1,216	3,230
August	2,043	4,076
September	2,523	4,714
October	3,544	5,331
November	4,875	5,977
December	5,715	6,589
January	6,686	
February	7,868	
March	8,668	
April	9,220	
May	9,221	
June	9,221	

QUALITY

	Quantity	Base Number	Contract	AT	Region	England
% of FP17s for the same patient ID Re-attending within 3 months - Children	79	1,053	7.5%	10.2%	12.3%	11.8%
% of FP17s for the same patient ID Re-attending within 3 months - Adults	423	2,660	15.9%	13.7%	15.8%	15.6%
% of FP17s for the same patient ID Re-attending between 3 & 9 months - Children	684	1,053	65.0%	61.5%	60.1%	58.8%
% of FP17s for the same patient ID Re-attending between 3 & 9 months - Adults	1,389	2,660	52.2%	55.3%	53.3%	51.0%
% of FP17s for Band 1 Urgent Courses	333	3,436	9.7%	7.9%	9.0%	9.0%
% of FP17s Relating to Free Repair or Replacements	23	3,436	0.7%	0.9%	1.0%	0.8%
% of FP17s Relating to Continuations	24	3,436	0.7%	0.9%	1.0%	0.9%
% of Patients satisfied with the dentistry they have received	2	2	N/A	91.5%	93.8%	93.2%
% of Patients satisfied with the time they had to wait for an appointment	2	2	N/A	86.9%	89.4%	88.3%

* This is based on patients treated on this contract for their most recent course of treatment. Figures in italics indicate the base number of FP17s or Patient Questionnaire responses are less than 100. N/A is shown where the base number of responses is less than 10 during the period. % is calculated as Quantity/Base number*100

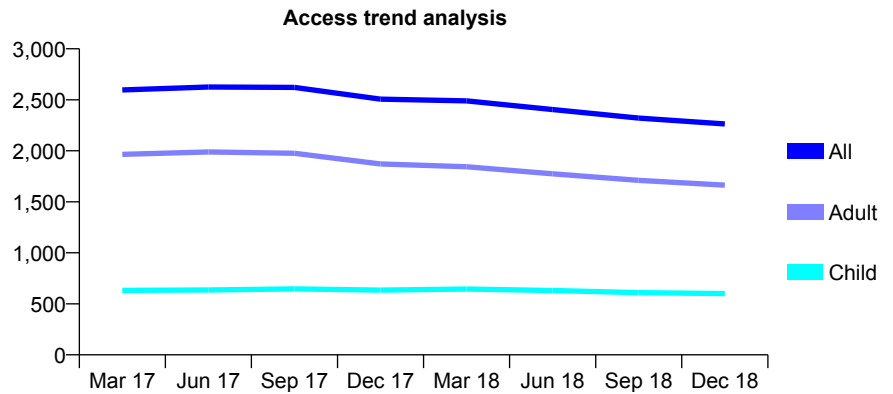
Q52 - Vital Signs At a Glance Contract Report for 184772/0001 - December 2018

Name or company name	Ripponden Dental Care Ltd
Contract type name	GDS Contract
Purpose of contract	General
Contract start date	09/09/2015
Contract end date	

18/19 Contracted general activity (UDA)	7,100
Carry forward general activity (UDA)	-100
18/19 Contracted orthodontic activity (UOA)	0
Carry forward orthodontic activity (UOA)	0
Baseline contract value	£194,010.50

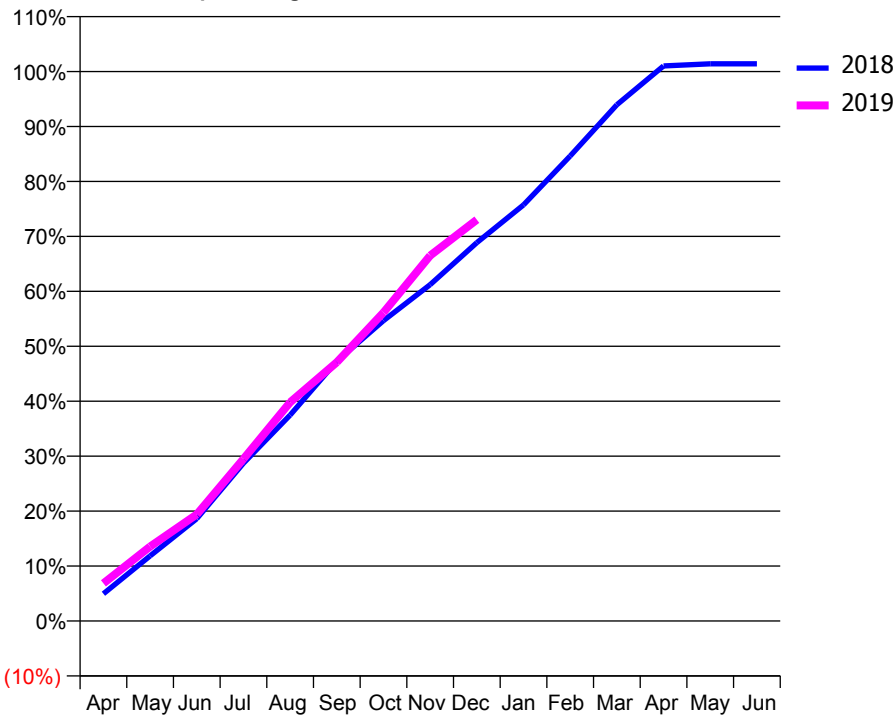
ACCESS*

Patients seen in 24 months	Total	Change since previous quarter
Quarter ending December 2017	2,506	
Quarter ending March 2018	2,489	→
Quarter ending June 2018	2,405	↓
Quarter ending September 2018	2,321	↓
Quarter ending December 2018	2,263	↓
Variance since December 2017	(9.7%)	↓



ACTIVITY

Cumulative percentage of contracted UDA delivered 2018 & 2019



Adjusted Scheduled Activity (UDA)		
Month	2018	2019
April	353	487
May	841	963
June	1,323	1,378
July	2,040	2,095
August	2,661	2,827
September	3,358	3,344
October	3,882	3,986
November	4,346	4,722
December	4,890	5,186
January	5,376	
February	6,009	
March	6,670	
April	7,172	
May	7,200	
June	7,200	

QUALITY

	Quantity	Base Number	Contract	AT	Region	England
% of FP17s for the same patient ID Re-attending within 3 months - Children	47	718	6.5%	10.2%	12.3%	11.8%
% of FP17s for the same patient ID Re-attending within 3 months - Adults	278	2,016	13.8%	13.7%	15.8%	15.6%
% of FP17s for the same patient ID Re-attending between 3 & 9 months - Children	471	718	65.6%	61.5%	60.1%	58.8%
% of FP17s for the same patient ID Re-attending between 3 & 9 months - Adults	1,355	2,016	67.2%	55.3%	53.3%	51.0%
% of FP17s for Band 1 Urgent Courses	188	2,539	7.4%	7.9%	9.0%	9.0%
% of FP17s Relating to Free Repair or Replacements	25	2,539	1.0%	0.9%	1.0%	0.8%
% of FP17s Relating to Continuations	22	2,539	0.9%	0.9%	1.0%	0.9%
% of Patients satisfied with the dentistry they have received	1	1	N/A	91.5%	93.8%	93.2%
% of Patients satisfied with the time they had to wait for an appointment	1	1	N/A	86.9%	89.4%	88.3%

* This is based on patients treated on this contract for their most recent course of treatment. Figures in italics indicate the base number of FP17s or Patient Questionnaire responses are less than 100. N/A is shown where the base number of responses is less than 10 during the period. % is calculated as Quantity/Base number*100

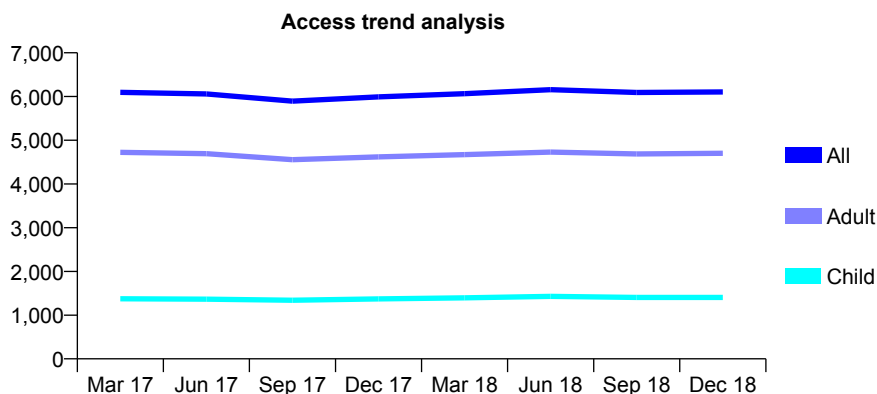
Q52 - Vital Signs At a Glance Contract Report for 184810/0001 - December 2018

Name or company name	S K Exel Dental Limited
Contract type name	GDS Contract
Purpose of contract	General
Contract start date	01/12/2009
Contract end date	

18/19 Contracted general activity (UDA)	19,460
Carry forward general activity (UDA)	-29
18/19 Contracted orthodontic activity (UOA)	0
Carry forward orthodontic activity (UOA)	0
Baseline contract value	£635,299.84

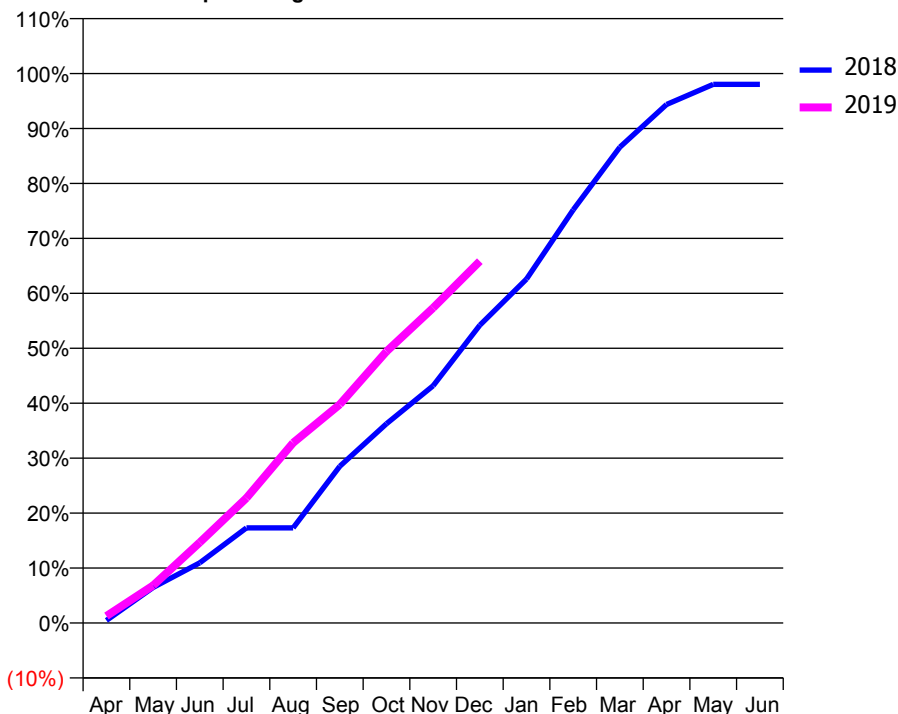
ACCESS*

Patients seen in 24 months	Total	Change since previous quarter
Quarter ending December 2017	5,991	
Quarter ending March 2018	6,066	→
Quarter ending June 2018	6,157	→
Quarter ending September 2018	6,092	↓
Quarter ending December 2018	6,106	→
Variance since December 2017	1.9%	→



ACTIVITY

Cumulative percentage of contracted UDA delivered 2018 & 2019



Month	Adjusted Scheduled Activity (UDA)	
	2018	2019
April	90	247
May	1,260	1,330
June	2,133	2,856
July	3,371	4,425
August	3,371	6,382
September	5,553	7,740
October	7,057	9,619
November	8,402	11,160
December	10,545	12,816
January	12,181	
February	14,631	
March	16,852	
April	18,365	
May	19,076	
June	19,078	

QUALITY

	Quantity	Base Number	Contract	AT	Region	England
% of FP17s for the same patient ID Re-attending within 3 months - Children	257	2,029	12.7%	10.2%	12.3%	11.8%
% of FP17s for the same patient ID Re-attending within 3 months - Adults	896	5,165	17.3%	13.7%	15.8%	15.6%
% of FP17s for the same patient ID Re-attending between 3 & 9 months - Children	1,298	2,029	64.0%	61.5%	60.1%	58.8%
% of FP17s for the same patient ID Re-attending between 3 & 9 months - Adults	2,697	5,165	52.2%	55.3%	53.3%	51.0%
% of FP17s for Band 1 Urgent Courses	793	6,224	12.7%	7.9%	9.0%	9.0%
% of FP17s Relating to Free Repair or Replacements	83	6,224	1.3%	0.9%	1.0%	0.8%
% of FP17s Relating to Continuations	42	6,224	0.7%	0.9%	1.0%	0.9%
% of Patients satisfied with the dentistry they have received	4	5	N/A	91.5%	93.8%	93.2%
% of Patients satisfied with the time they had to wait for an appointment	3	5	N/A	86.9%	89.4%	88.3%

* This is based on patients treated on this contract for their most recent course of treatment. Figures in italics indicate the base number of FP17s or Patient Questionnaire responses are less than 100. N/A is shown where the base number of responses is less than 10 during the period. % is calculated as Quantity/Base number*100

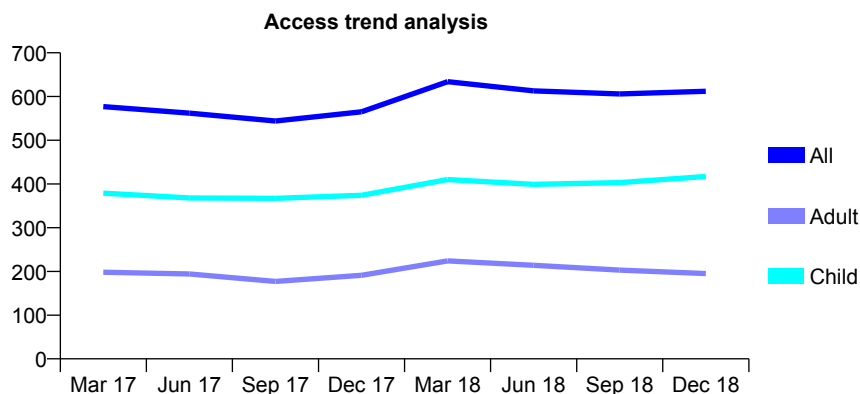
Q52 - Vital Signs At a Glance Contract Report for 185213/0001 - December 2018

Name or company name	MR MJ BOOTH
Contract type name	GDS Contract
Purpose of contract	General
Contract start date	01/08/2012
Contract end date	

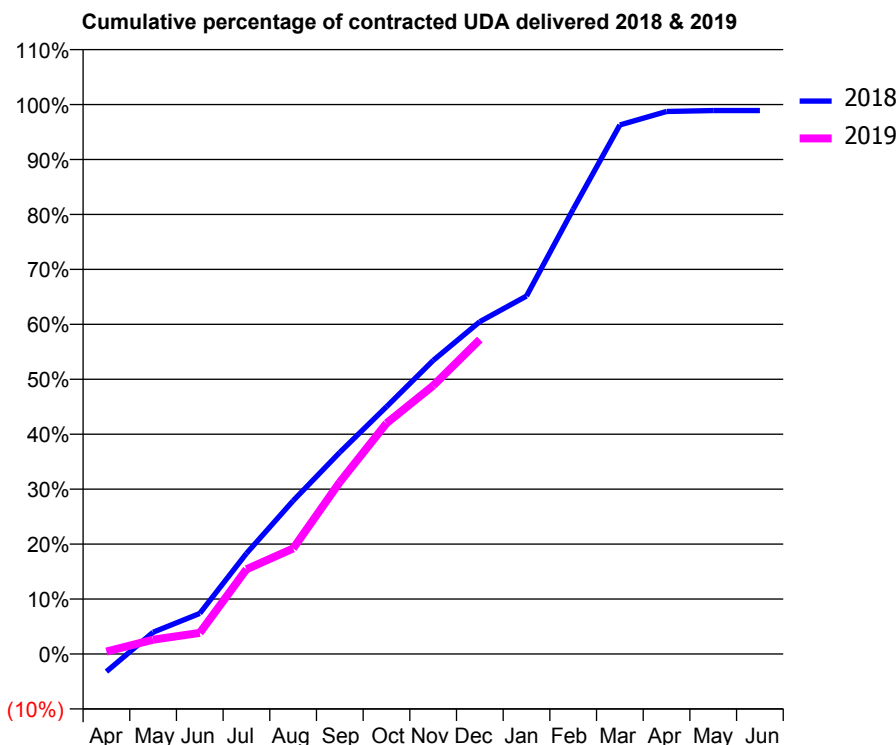
18/19 Contracted general activity (UDA)	1,773
Carry forward general activity (UDA)	19
18/19 Contracted orthodontic activity (UOA)	0
Carry forward orthodontic activity (UOA)	0
Baseline contract value	£53,678.22

ACCESS*

Patients seen in 24 months	Total	Change since previous quarter
Quarter ending December 2017	565	
Quarter ending March 2018	634	↑
Quarter ending June 2018	613	↓
Quarter ending September 2018	606	↓
Quarter ending December 2018	612	→
Variance since December 2017	8.3%	↑



ACTIVITY



Month	Adjusted Scheduled Activity (UDA)	
	2018	2019
April	-57	8
May	70	46
June	131	68
July	325	273
August	495	340
September	651	555
October	798	745
November	947	866
December	1,073	1,015
January	1,155	
February	1,435	
March	1,707	
April	1,751	
May	1,754	
June	1,754	

QUALITY

	Quantity	Base Number	Contract	AT	Region	England
% of FP17s for the same patient ID Re-attending within 3 months - Children	27	485	5.6%	10.2%	12.3%	11.8%
% of FP17s for the same patient ID Re-attending within 3 months - Adults	47	187	25.1%	13.7%	15.8%	15.6%
% of FP17s for the same patient ID Re-attending between 3 & 9 months - Children	378	485	77.9%	61.5%	60.1%	58.8%
% of FP17s for the same patient ID Re-attending between 3 & 9 months - Adults	122	187	65.2%	55.3%	53.3%	51.0%
% of FP17s for Band 1 Urgent Courses	33	638	5.2%	7.9%	9.0%	9.0%
% of FP17s Relating to Free Repair or Replacements	0	638	0.0%	0.9%	1.0%	0.8%
% of FP17s Relating to Continuations	0	638	0.0%	0.9%	1.0%	0.9%
% of Patients satisfied with the dentistry they have received	0	0	N/A	91.5%	93.8%	93.2%
% of Patients satisfied with the time they had to wait for an appointment	0	0	N/A	86.9%	89.4%	88.3%

* This is based on patients treated on this contract for their most recent course of treatment. Figures in italics indicate the base number of FP17s or Patient Questionnaire responses are less than 100. N/A is shown where the base number of responses is less than 10 during the period. % is calculated as Quantity/Base number*100

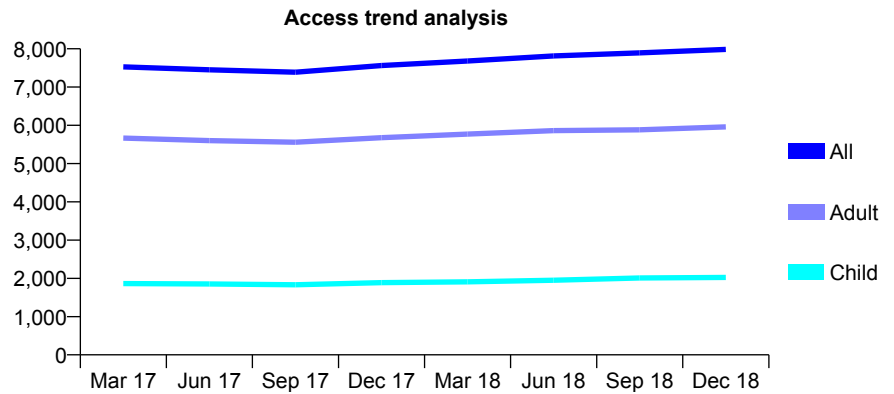
Q52 - Vital Signs At a Glance Contract Report for 187399/0001 - December 2018

Name or company name	M & B Practices Ltd
Contract type name	GDS Contract
Purpose of contract	General
Contract start date	01/11/2011
Contract end date	

18/19 Contracted general activity (UDA)	24,700
Carry forward general activity (UDA)	0
18/19 Contracted orthodontic activity (UOA)	0
Carry forward orthodontic activity (UOA)	0
Baseline contract value	£600,159.82

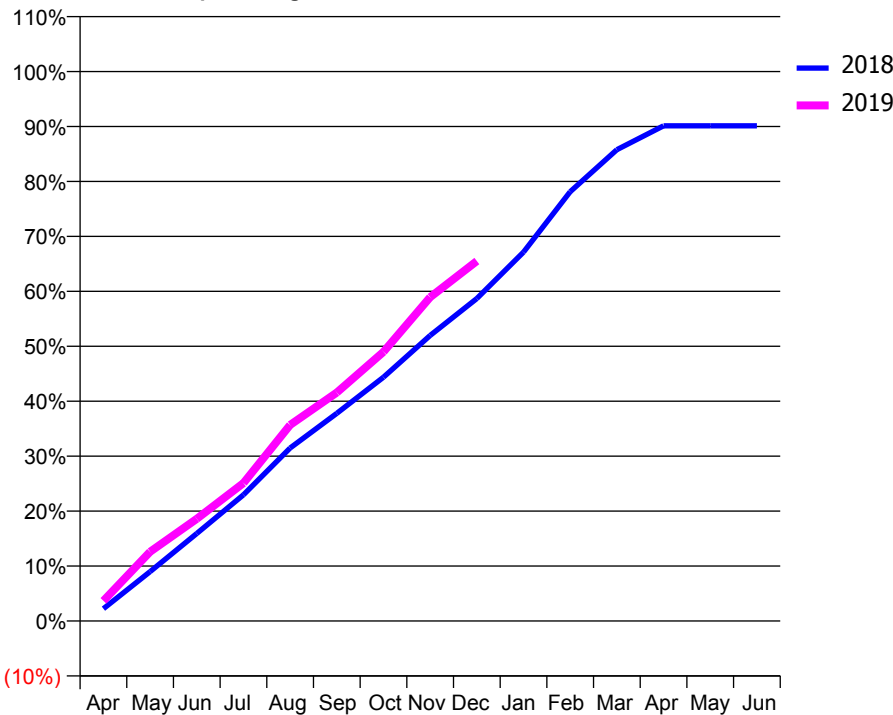
ACCESS*

Patients seen in 24 months	Total	Change since previous quarter
Quarter ending December 2017	7,563	
Quarter ending March 2018	7,682	→
Quarter ending June 2018	7,814	→
Quarter ending September 2018	7,892	→
Quarter ending December 2018	7,984	→
Variance since December 2017	5.6%	↑



ACTIVITY

Cumulative percentage of contracted UDA delivered 2018 & 2019



Month	Adjusted Scheduled Activity (UDA)	
	2018	2019
April	554	905
May	2,219	3,113
June	3,936	4,593
July	5,672	6,201
August	7,775	8,817
September	9,337	10,268
October	10,961	12,096
November	12,836	14,553
December	14,499	16,181
January	16,582	
February	19,297	
March	21,188	
April	22,258	
May	22,259	
June	22,258	

QUALITY

	Quantity	Base Number	Contract	AT	Region	England
% of FP17s for the same patient ID Re-attending within 3 months - Children	133	1,971	6.7%	10.2%	12.3%	11.8%
% of FP17s for the same patient ID Re-attending within 3 months - Adults	685	5,565	12.3%	13.7%	15.8%	15.6%
% of FP17s for the same patient ID Re-attending between 3 & 9 months - Children	1,067	1,971	54.1%	61.5%	60.1%	58.8%
% of FP17s for the same patient ID Re-attending between 3 & 9 months - Adults	2,930	5,565	52.7%	55.3%	53.3%	51.0%
% of FP17s for Band 1 Urgent Courses	635	7,158	8.9%	7.9%	9.0%	9.0%
% of FP17s Relating to Free Repair or Replacements	57	7,158	0.8%	0.9%	1.0%	0.8%
% of FP17s Relating to Continuations	20	7,158	0.3%	0.9%	1.0%	0.9%
% of Patients satisfied with the dentistry they have received	0	0	N/A	91.5%	93.8%	93.2%
% of Patients satisfied with the time they had to wait for an appointment	0	0	N/A	86.9%	89.4%	88.3%

* This is based on patients treated on this contract for their most recent course of treatment. Figures in italics indicate the base number of FP17s or Patient Questionnaire responses are less than 100. N/A is shown where the base number of responses is less than 10 during the period. % is calculated as Quantity/Base number*100

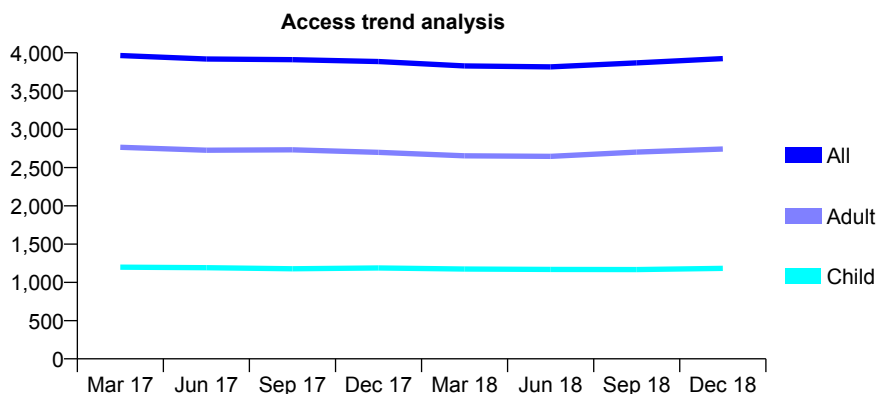
Q52 - Vital Signs At a Glance Contract Report for 188700/0001 - December 2018

Name or company name	Honden Limited
Contract type name	GDS Contract
Purpose of contract	General
Contract start date	01/09/2011
Contract end date	

18/19 Contracted general activity (UDA)	10,800
Carry forward general activity (UDA)	0
18/19 Contracted orthodontic activity (UOA)	0
Carry forward orthodontic activity (UOA)	0
Baseline contract value	£327,087.74

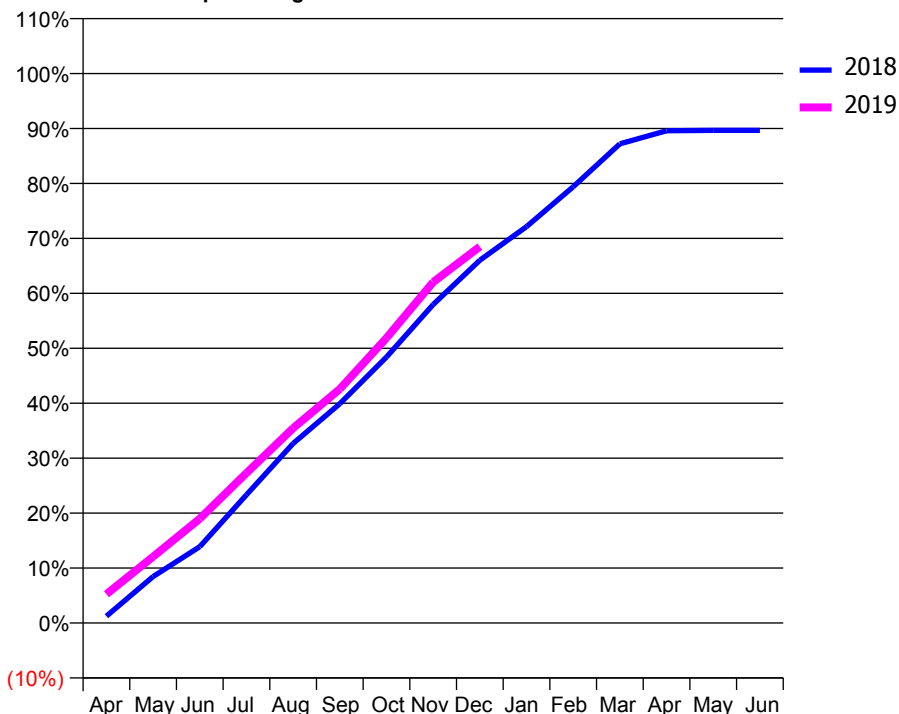
ACCESS*

Patients seen in 24 months	Total	Change since previous quarter
Quarter ending December 2017	3,886	
Quarter ending March 2018	3,828	↓
Quarter ending June 2018	3,816	→
Quarter ending September 2018	3,869	→
Quarter ending December 2018	3,925	→
Variance since December 2017	1.0%	→



ACTIVITY

Cumulative percentage of contracted UDA delivered 2018 & 2019



Month	Adjusted Scheduled Activity (UDA)	
	2018	2019
April	135	567
May	913	1,303
June	1,502	2,051
July	2,520	2,947
August	3,530	3,831
September	4,309	4,598
October	5,226	5,603
November	6,259	6,699
December	7,130	7,397
January	7,791	
February	8,573	
March	9,419	
April	9,676	
May	9,683	
June	9,683	

QUALITY

	Quantity	Base Number	Contract	AT	Region	England
% of FP17s for the same patient ID Re-attending within 3 months - Children	105	1,482	7.1%	10.2%	12.3%	11.8%
% of FP17s for the same patient ID Re-attending within 3 months - Adults	445	3,253	13.7%	13.7%	15.8%	15.6%
% of FP17s for the same patient ID Re-attending between 3 & 9 months - Children	967	1,482	65.2%	61.5%	60.1%	58.8%
% of FP17s for the same patient ID Re-attending between 3 & 9 months - Adults	1,950	3,253	59.9%	55.3%	53.3%	51.0%
% of FP17s for Band 1 Urgent Courses	259	4,577	5.7%	7.9%	9.0%	9.0%
% of FP17s Relating to Free Repair or Replacements	28	4,577	0.6%	0.9%	1.0%	0.8%
% of FP17s Relating to Continuations	96	4,577	2.1%	0.9%	1.0%	0.9%
% of Patients satisfied with the dentistry they have received	3	3	N/A	91.5%	93.8%	93.2%
% of Patients satisfied with the time they had to wait for an appointment	3	3	N/A	86.9%	89.4%	88.3%

* This is based on patients treated on this contract for their most recent course of treatment. Figures in italics indicate the base number of FP17s or Patient Questionnaire responses are less than 100. N/A is shown where the base number of responses is less than 10 during the period. % is calculated as Quantity/Base number*100

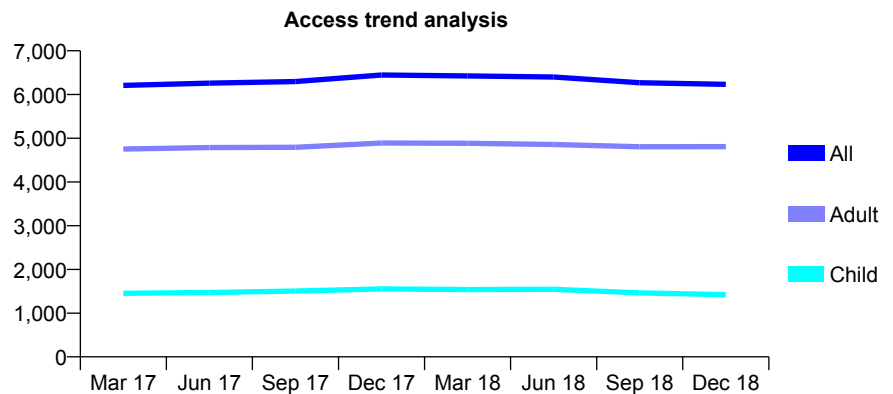
Q52 - Vital Signs At a Glance Contract Report for 190268/0001 - December 2018

Name or company name	Bailiff Bridge Dental Practice
Contract type name	GDS Contract
Purpose of contract	General
Contract start date	01/07/2007
Contract end date	

18/19 Contracted general activity (UDA)	20,000
Carry forward general activity (UDA)	-400
18/19 Contracted orthodontic activity (UOA)	0
Carry forward orthodontic activity (UOA)	0
Baseline contract value	£522,066.83

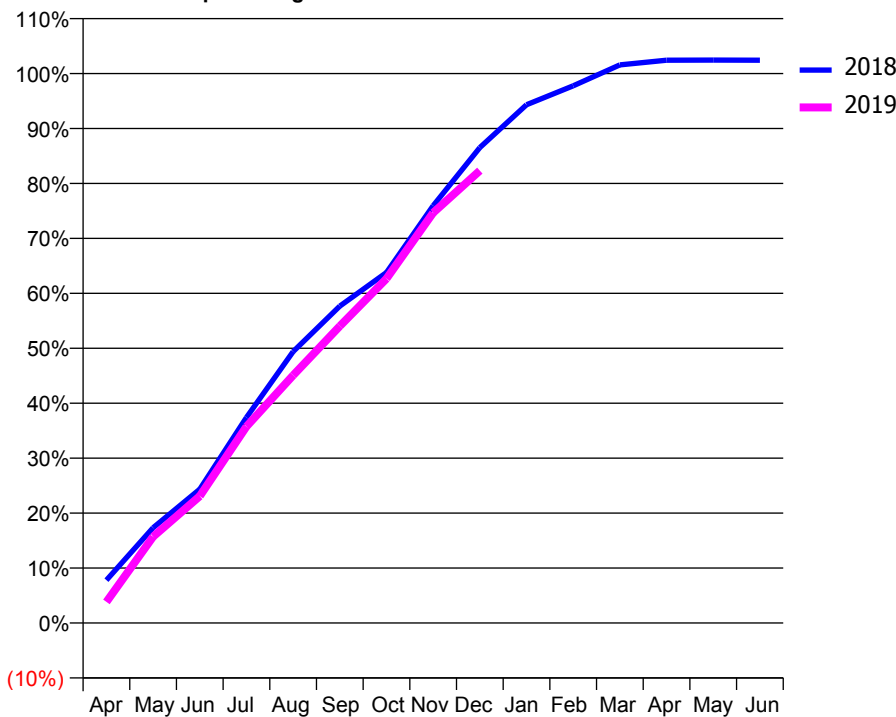
ACCESS*

Patients seen in 24 months	Total	Change since previous quarter
Quarter ending December 2017	6,445	
Quarter ending March 2018	6,424	→
Quarter ending June 2018	6,402	→
Quarter ending September 2018	6,269	↓
Quarter ending December 2018	6,232	→
Variance since December 2017	(3.3%)	↓



ACTIVITY

Cumulative percentage of contracted UDA delivered 2018 & 2019



Month	Adjusted Scheduled Activity (UDA)	
	2018	2019
April	1,562	768
May	3,467	3,141
June	4,869	4,620
July	7,484	7,151
August	9,878	9,017
September	11,532	10,806
October	12,755	12,534
November	15,189	14,933
December	17,305	16,463
January	18,862	
February	19,553	
March	20,316	
April	20,486	
May	20,486	
June	20,484	

QUALITY

	Quantity	Base Number	Contract	AT	Region	England
% of FP17s for the same patient ID Re-attending within 3 months - Children	171	1,937	8.8%	10.2%	12.3%	11.8%
% of FP17s for the same patient ID Re-attending within 3 months - Adults	774	6,169	12.5%	13.7%	15.8%	15.6%
% of FP17s for the same patient ID Re-attending between 3 & 9 months - Children	1,311	1,937	67.7%	61.5%	60.1%	58.8%
% of FP17s for the same patient ID Re-attending between 3 & 9 months - Adults	3,578	6,169	58.0%	55.3%	53.3%	51.0%
% of FP17s for Band 1 Urgent Courses	343	7,954	4.3%	7.9%	9.0%	9.0%
% of FP17s Relating to Free Repair or Replacements	95	7,954	1.2%	0.9%	1.0%	0.8%
% of FP17s Relating to Continuations	89	7,954	1.1%	0.9%	1.0%	0.9%
% of Patients satisfied with the dentistry they have received	5	5	N/A	91.5%	93.8%	93.2%
% of Patients satisfied with the time they had to wait for an appointment	5	5	N/A	86.9%	89.4%	88.3%

* This is based on patients treated on this contract for their most recent course of treatment. Figures in italics indicate the base number of FP17s or Patient Questionnaire responses are less than 100. N/A is shown where the base number of responses is less than 10 during the period. % is calculated as Quantity/Base number*100

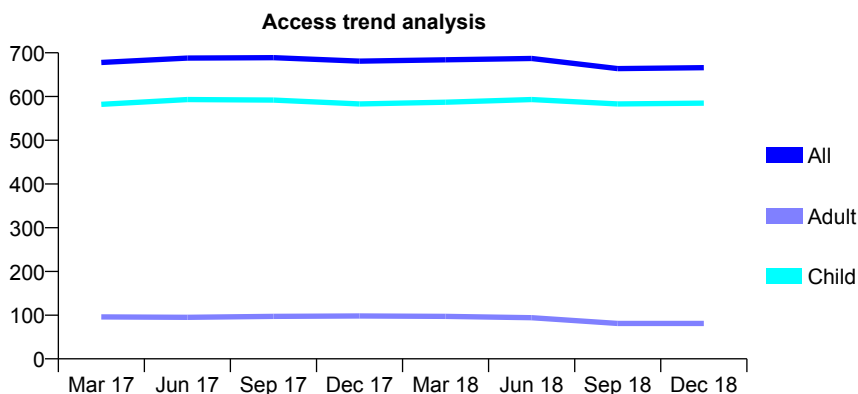
Q52 - Vital Signs At a Glance Contract Report for 190284/0001 - December 2018

Name or company name	Hebden Bridge Dental Care Ltd.
Contract type name	GDS Contract
Purpose of contract	General
Contract start date	01/11/2014
Contract end date	

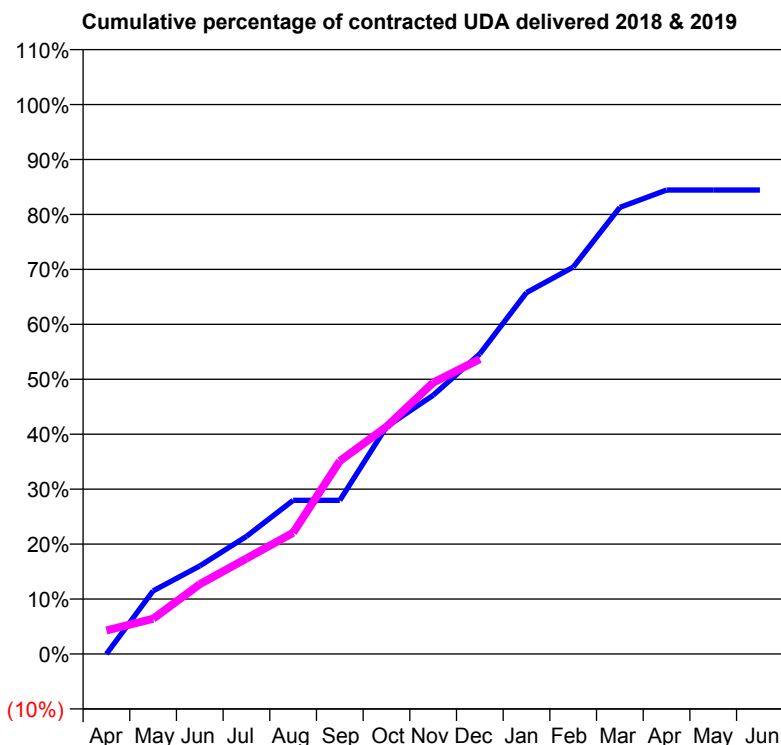
18/19 Contracted general activity (UDA)	1,500
Carry forward general activity (UDA)	0
18/19 Contracted orthodontic activity (UOA)	0
Carry forward orthodontic activity (UOA)	0
Baseline contract value	£39,059.75

ACCESS*

Patients seen in 24 months	Total	Change since previous quarter
Quarter ending December 2017	681	
Quarter ending March 2018	684	→
Quarter ending June 2018	687	→
Quarter ending September 2018	664	↓
Quarter ending December 2018	666	→
Variance since December 2017	(2.2%)	↓



ACTIVITY



Month	Adjusted Scheduled Activity (UDA)	
	2018	2019
April	0	64
May	172	96
June	240	190
July	321	261
August	419	331
September	419	527
October	620	620
November	706	741
December	820	805
January	987	
February	1,056	
March	1,219	
April	1,266	
May	1,266	
June	1,266	

QUALITY

	Quantity	Base Number	Contract	AT	Region	England
% of FP17s for the same patient ID Re-attending within 3 months - Children	47	576	8.2%	10.2%	12.3%	11.8%
% of FP17s for the same patient ID Re-attending within 3 months - Adults	3	19	15.8%	13.7%	15.8%	15.6%
% of FP17s for the same patient ID Re-attending between 3 & 9 months - Children	342	576	59.4%	61.5%	60.1%	58.8%
% of FP17s for the same patient ID Re-attending between 3 & 9 months - Adults	8	19	42.1%	55.3%	53.3%	51.0%
% of FP17s for Band 1 Urgent Courses	15	558	2.7%	7.9%	9.0%	9.0%
% of FP17s Relating to Free Repair or Replacements	0	558	0.0%	0.9%	1.0%	0.8%
% of FP17s Relating to Continuations	13	558	2.3%	0.9%	1.0%	0.9%
% of Patients satisfied with the dentistry they have received	0	0	N/A	91.5%	93.8%	93.2%
% of Patients satisfied with the time they had to wait for an appointment	0	0	N/A	86.9%	89.4%	88.3%

* This is based on patients treated on this contract for their most recent course of treatment. Figures in italics indicate the base number of FP17s or Patient Questionnaire responses are less than 100. N/A is shown where the base number of responses is less than 10 during the period. % is calculated as Quantity/Base number*100

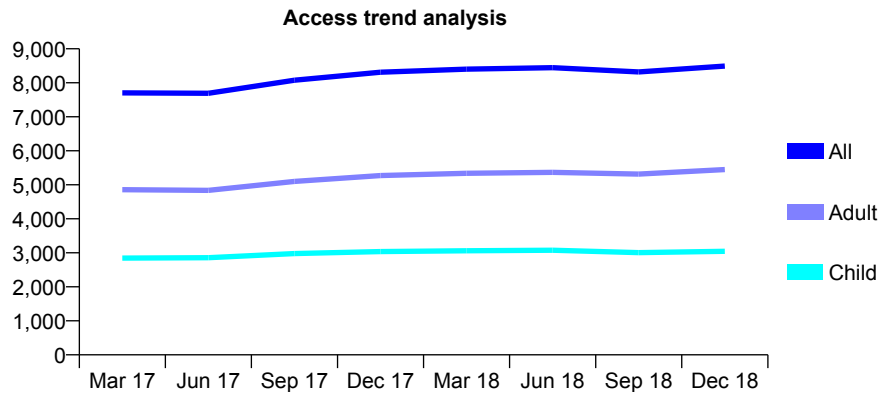
Q52 - Vital Signs At a Glance Contract Report for 190551/0001 - December 2018

Name or company name	Dentistry@ltd
Contract type name	GDS Contract
Purpose of contract	General
Contract start date	11/05/2009
Contract end date	

18/19 Contracted general activity (UDA)	24,801
Carry forward general activity (UDA)	20
18/19 Contracted orthodontic activity (UOA)	0
Carry forward orthodontic activity (UOA)	0
Baseline contract value	£854,491.17

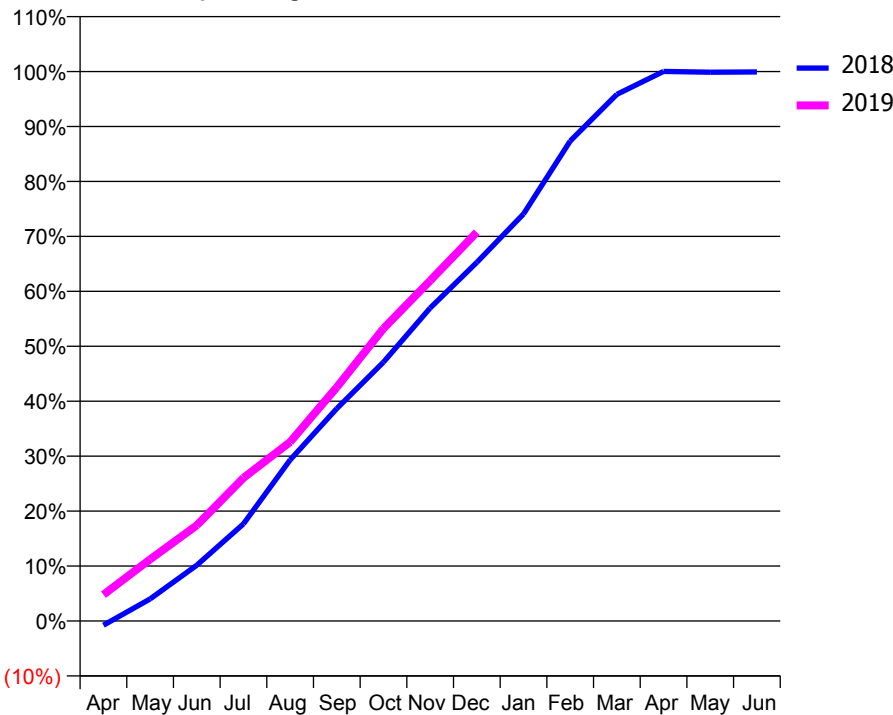
ACCESS*

Patients seen in 24 months	Total	Change since previous quarter
Quarter ending December 2017	8,311	
Quarter ending March 2018	8,400	→
Quarter ending June 2018	8,444	→
Quarter ending September 2018	8,318	↓
Quarter ending December 2018	8,493	↑
Variance since December 2017	2.2%	↑



ACTIVITY

Cumulative percentage of contracted UDA delivered 2018 & 2019



Month	Adjusted Scheduled Activity (UDA)	
	2018	2019
April	-198	1,191
May	994	2,782
June	2,518	4,321
July	4,387	6,458
August	7,275	8,080
September	9,591	10,555
October	11,683	13,200
November	14,125	15,363
December	16,189	17,547
January	18,372	
February	21,661	
March	23,773	
April	24,807	
May	24,770	
June	24,781	

QUALITY

	Quantity	Base Number	Contract	AT	Region	England
% of FP17s for the same patient ID Re-attending within 3 months - Children	359	4,250	8.4%	10.2%	12.3%	11.8%
% of FP17s for the same patient ID Re-attending within 3 months - Adults	621	5,542	11.2%	13.7%	15.8%	15.6%
% of FP17s for the same patient ID Re-attending between 3 & 9 months - Children	2,899	4,250	68.2%	61.5%	60.1%	58.8%
% of FP17s for the same patient ID Re-attending between 3 & 9 months - Adults	3,015	5,542	54.4%	55.3%	53.3%	51.0%
% of FP17s for Band 1 Urgent Courses	571	8,809	6.5%	7.9%	9.0%	9.0%
% of FP17s Relating to Free Repair or Replacements	94	8,809	1.1%	0.9%	1.0%	0.8%
% of FP17s Relating to Continuations	15	8,809	0.2%	0.9%	1.0%	0.9%
% of Patients satisfied with the dentistry they have received	1	1	N/A	91.5%	93.8%	93.2%
% of Patients satisfied with the time they had to wait for an appointment	0	1	N/A	86.9%	89.4%	88.3%

* This is based on patients treated on this contract for their most recent course of treatment. Figures in italics indicate the base number of FP17s or Patient Questionnaire responses are less than 100. N/A is shown where the base number of responses is less than 10 during the period. % is calculated as Quantity/Base number*100

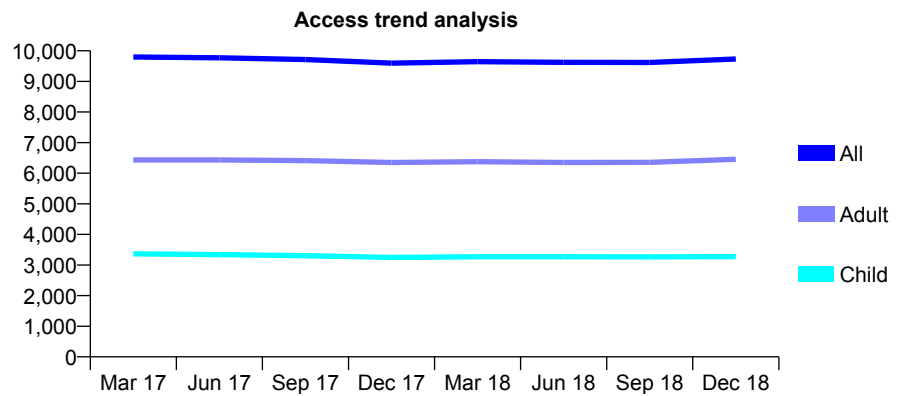
Q52 - Vital Signs At a Glance Contract Report for 190748/0001 - December 2018

Name or company name	A & S Dental Surgeons Ltd
Contract type name	GDS Contract
Purpose of contract	General
Contract start date	01/03/2011
Contract end date	

18/19 Contracted general activity (UDA)	29,000
Carry forward general activity (UDA)	-221
18/19 Contracted orthodontic activity (UOA)	0
Carry forward orthodontic activity (UOA)	0
Baseline contract value	£1,147,500.15

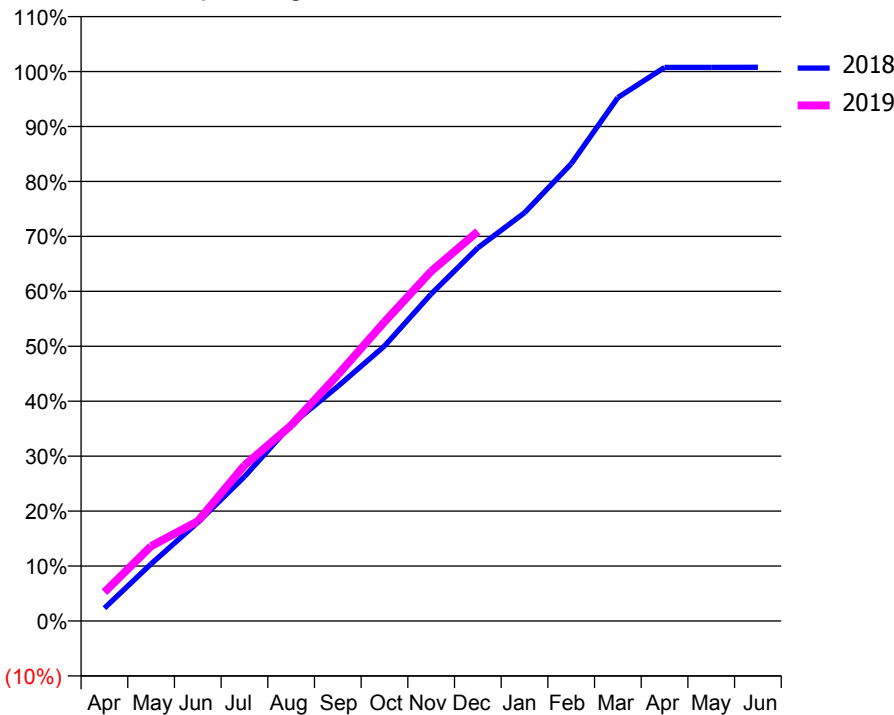
ACCESS*

Patients seen in 24 months	Total	Change since previous quarter
Quarter ending December 2017	9,598	
Quarter ending March 2018	9,644	→
Quarter ending June 2018	9,621	→
Quarter ending September 2018	9,618	→
Quarter ending December 2018	9,730	→
Variance since December 2017	1.4%	→



ACTIVITY

Cumulative percentage of contracted UDA delivered 2018 & 2019



Month	Adjusted Scheduled Activity (UDA)	
	2018	2019
April	682	1,525
May	3,014	3,949
June	5,204	5,266
July	7,615	8,215
August	10,356	10,327
September	12,385	12,993
October	14,515	15,785
November	17,258	18,454
December	19,694	20,561
January	21,543	
February	24,130	
March	27,627	
April	29,216	
May	29,219	
June	29,221	

QUALITY

	Quantity	Base Number	Contract	AT	Region	England
% of FP17s for the same patient ID Re-attending within 3 months - Children	240	4,378	5.5%	10.2%	12.3%	11.8%
% of FP17s for the same patient ID Re-attending within 3 months - Adults	667	7,238	9.2%	13.7%	15.8%	15.6%
% of FP17s for the same patient ID Re-attending between 3 & 9 months - Children	3,147	4,378	71.9%	61.5%	60.1%	58.8%
% of FP17s for the same patient ID Re-attending between 3 & 9 months - Adults	4,580	7,238	63.3%	55.3%	53.3%	51.0%
% of FP17s for Band 1 Urgent Courses	643	10,683	6.0%	7.9%	9.0%	9.0%
% of FP17s Relating to Free Repair or Replacements	56	10,683	0.5%	0.9%	1.0%	0.8%
% of FP17s Relating to Continuations	40	10,683	0.4%	0.9%	1.0%	0.9%
% of Patients satisfied with the dentistry they have received	0	2	N/A	91.5%	93.8%	93.2%
% of Patients satisfied with the time they had to wait for an appointment	1	2	N/A	86.9%	89.4%	88.3%

* This is based on patients treated on this contract for their most recent course of treatment. Figures in italics indicate the base number of FP17s or Patient Questionnaire responses are less than 100. N/A is shown where the base number of responses is less than 10 during the period. % is calculated as Quantity/Base number*100

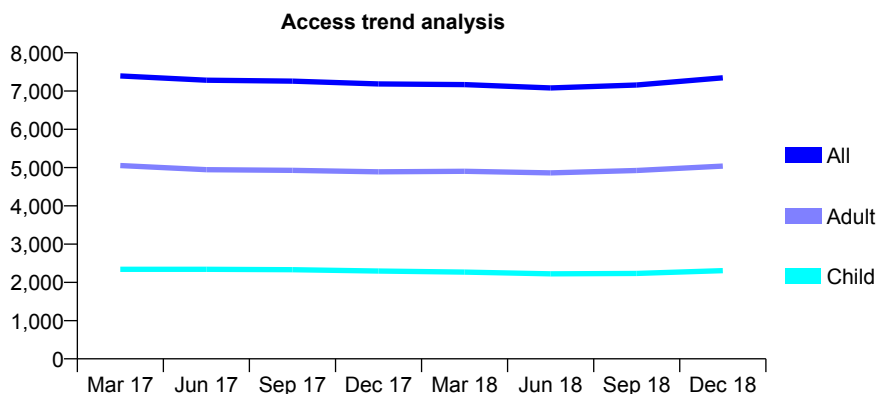
Q52 - Vital Signs At a Glance Contract Report for 190810/0001 - December 2018

Name or company name	Church Street Dental Partnership
Contract type name	GDS Contract
Purpose of contract	General
Contract start date	01/12/2014
Contract end date	

18/19 Contracted general activity (UDA)	20,511
Carry forward general activity (UDA)	0
18/19 Contracted orthodontic activity (UOA)	0
Carry forward orthodontic activity (UOA)	0
Baseline contract value	£632,984.20

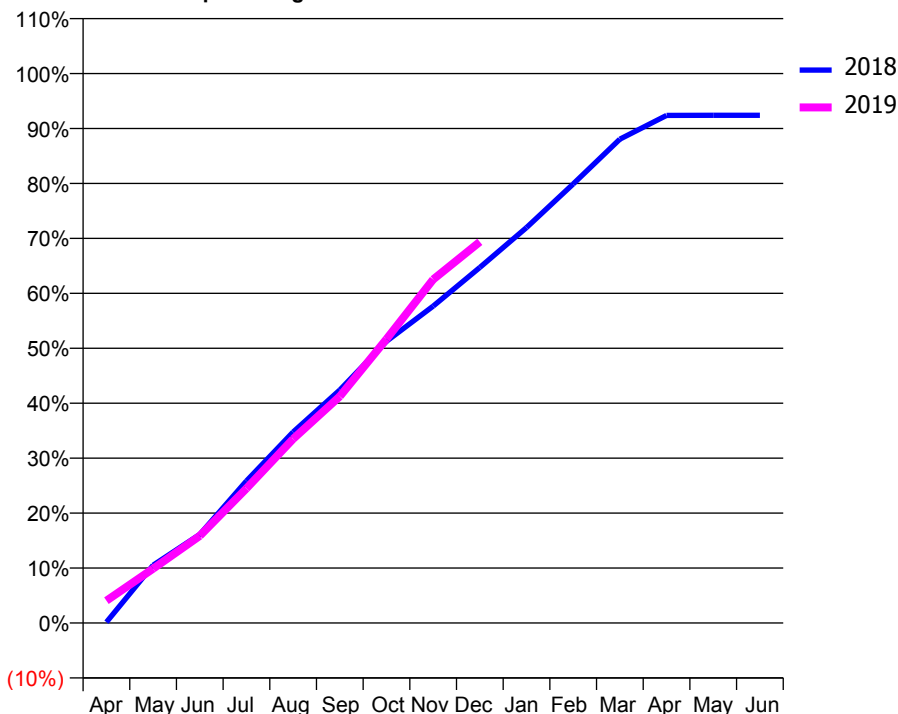
ACCESS*

Patients seen in 24 months	Total	Change since previous quarter
Quarter ending December 2017	7,187	
Quarter ending March 2018	7,169	→
Quarter ending June 2018	7,083	↓
Quarter ending September 2018	7,157	→
Quarter ending December 2018	7,345	↑
Variance since December 2017	2.2%	↑



ACTIVITY

Cumulative percentage of contracted UDA delivered 2018 & 2019



Adjusted Scheduled Activity (UDA)

Month	2018	2019
April	31	832
May	2,155	2,028
June	3,308	3,252
July	5,306	5,027
August	7,131	6,869
September	8,697	8,457
October	10,516	10,598
November	11,827	12,823
December	13,274	14,225
January	14,759	
February	16,389	
March	18,060	
April	18,948	
May	18,952	
June	18,952	

QUALITY

	Quantity	Base Number	Contract	AT	Region	England
% of FP17s for the same patient ID Re-attending within 3 months - Children	165	2,596	6.4%	10.2%	12.3%	11.8%
% of FP17s for the same patient ID Re-attending within 3 months - Adults	456	5,044	9.0%	13.7%	15.8%	15.6%
% of FP17s for the same patient ID Re-attending between 3 & 9 months - Children	1,669	2,596	64.3%	61.5%	60.1%	58.8%
% of FP17s for the same patient ID Re-attending between 3 & 9 months - Adults	2,768	5,044	54.9%	55.3%	53.3%	51.0%
% of FP17s for Band 1 Urgent Courses	157	7,275	2.2%	7.9%	9.0%	9.0%
% of FP17s Relating to Free Repair or Replacements	20	7,275	0.3%	0.9%	1.0%	0.8%
% of FP17s Relating to Continuations	8	7,275	0.1%	0.9%	1.0%	0.9%
% of Patients satisfied with the dentistry they have received	1	2	N/A	91.5%	93.8%	93.2%
% of Patients satisfied with the time they had to wait for an appointment	2	2	N/A	86.9%	89.4%	88.3%

* This is based on patients treated on this contract for their most recent course of treatment. Figures in italics indicate the base number of FP17s or Patient Questionnaire responses are less than 100. N/A is shown where the base number of responses is less than 10 during the period. % is calculated as Quantity/Base number*100

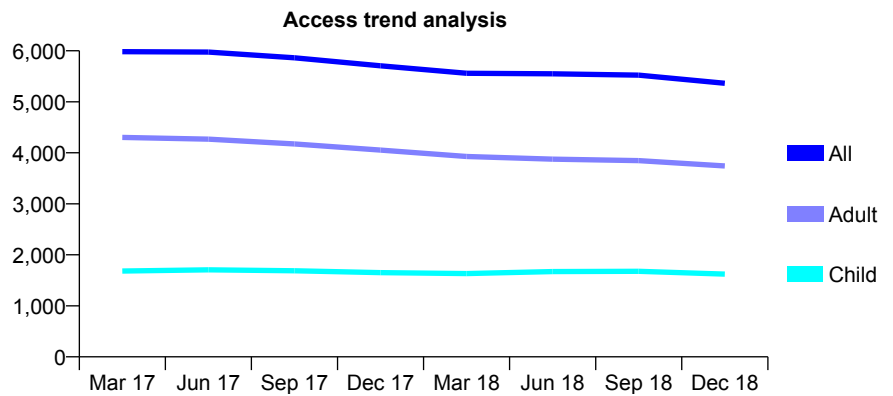
Q52 - Vital Signs At a Glance Contract Report for 192554/0001 - December 2018

Name or company name	The Crossgates Lane and Chapeltown Roa
Contract type name	GDS Contract
Purpose of contract	General
Contract start date	01/05/2013
Contract end date	

18/19 Contracted general activity (UDA)	17,895
Carry forward general activity (UDA)	0
18/19 Contracted orthodontic activity (UOA)	0
Carry forward orthodontic activity (UOA)	0
Baseline contract value	£588,275.93

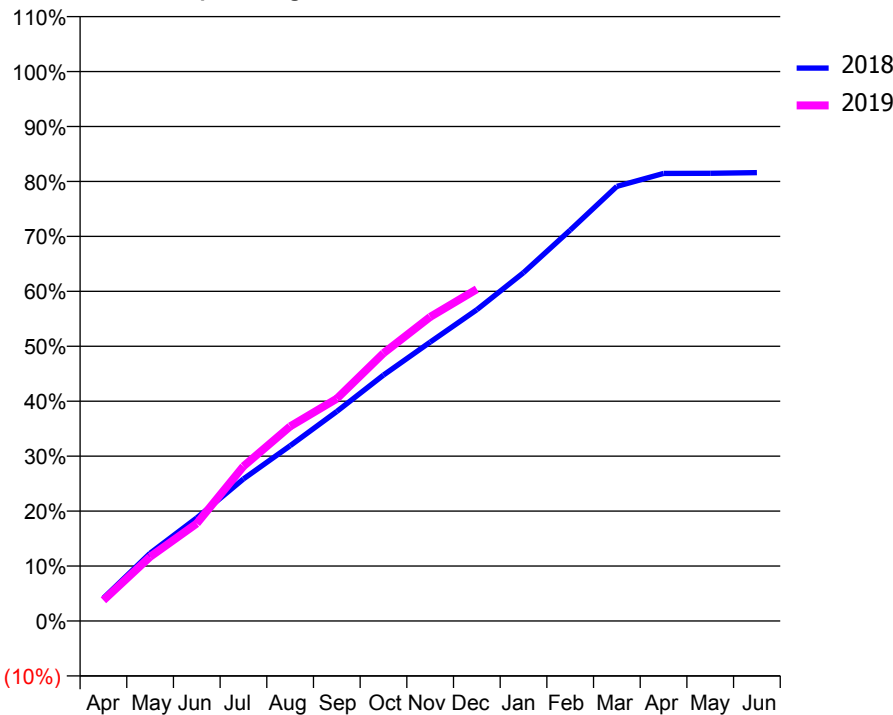
ACCESS*

Patients seen in 24 months	Total	Change since previous quarter
Quarter ending December 2017	5,706	
Quarter ending March 2018	5,560	↓
Quarter ending June 2018	5,549	→
Quarter ending September 2018	5,524	→
Quarter ending December 2018	5,364	↓
Variance since December 2017	(6.0%)	↓



ACTIVITY

Cumulative percentage of contracted UDA delivered 2018 & 2019



Month	Adjusted Scheduled Activity (UDA)	
	2018	2019
April	745	676
May	2,210	2,090
June	3,360	3,179
July	4,628	5,040
August	5,706	6,336
September	6,823	7,241
October	8,009	8,721
November	9,083	9,902
December	10,137	10,805
January	11,343	
February	12,728	
March	14,155	
April	14,574	
May	14,580	
June	14,601	

QUALITY

	Quantity	Base Number	Contract	AT	Region	England
% of FP17s for the same patient ID Re-attending within 3 months - Children	84	1,478	5.7%	10.2%	12.3%	11.8%
% of FP17s for the same patient ID Re-attending within 3 months - Adults	310	3,104	10.0%	13.7%	15.8%	15.6%
% of FP17s for the same patient ID Re-attending between 3 & 9 months - Children	740	1,478	50.1%	61.5%	60.1%	58.8%
% of FP17s for the same patient ID Re-attending between 3 & 9 months - Adults	1,571	3,104	50.6%	55.3%	53.3%	51.0%
% of FP17s for Band 1 Urgent Courses	259	4,403	5.9%	7.9%	9.0%	9.0%
% of FP17s Relating to Free Repair or Replacements	20	4,403	0.5%	0.9%	1.0%	0.8%
% of FP17s Relating to Continuations	23	4,403	0.5%	0.9%	1.0%	0.9%
% of Patients satisfied with the dentistry they have received	4	4	N/A	91.5%	93.8%	93.2%
% of Patients satisfied with the time they had to wait for an appointment	4	4	N/A	86.9%	89.4%	88.3%

* This is based on patients treated on this contract for their most recent course of treatment. Figures in italics indicate the base number of FP17s or Patient Questionnaire responses are less than 100. N/A is shown where the base number of responses is less than 10 during the period. % is calculated as Quantity/Base number*100

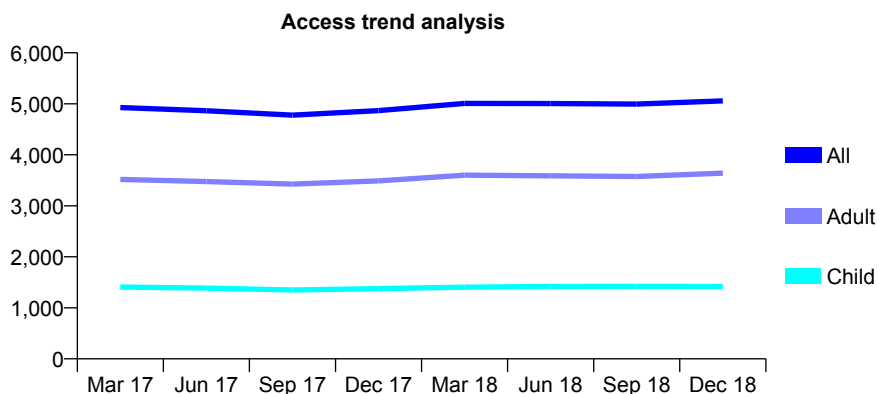
Q52 - Vital Signs At a Glance Contract Report for 192554/0002 - December 2018

Name or company name	The Crossgates Lane and Chapeltown Roa
Contract type name	GDS Contract
Purpose of contract	General
Contract start date	01/05/2013
Contract end date	

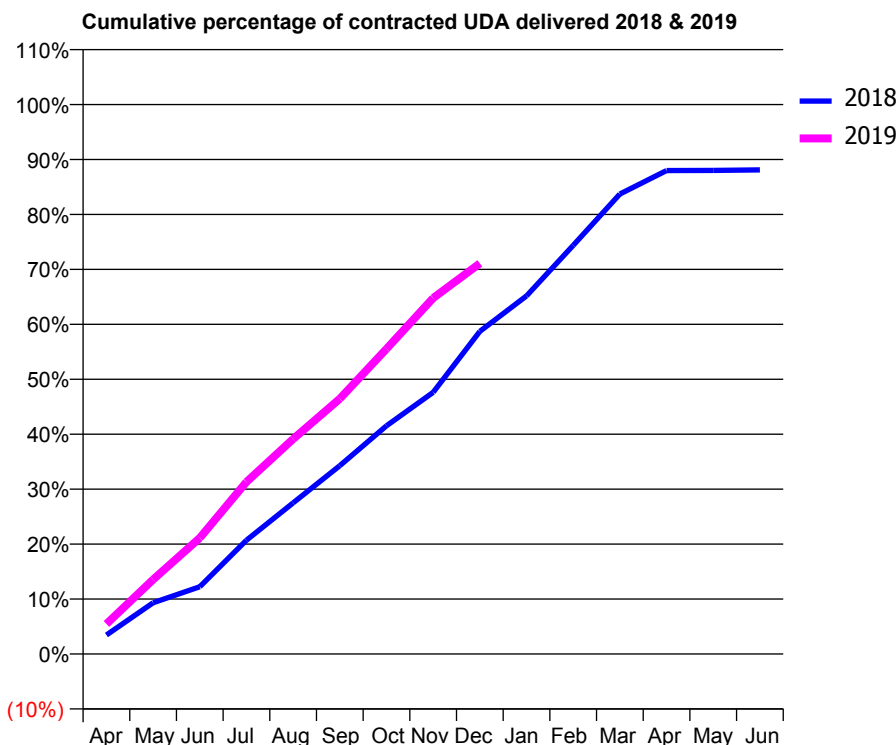
18/19 Contracted general activity (UDA)	17,479
Carry forward general activity (UDA)	0
18/19 Contracted orthodontic activity (UOA)	0
Carry forward orthodontic activity (UOA)	0
Baseline contract value	£546,163.45

ACCESS*

Patients seen in 24 months	Total	Change since previous quarter
Quarter ending December 2017	4,867	
Quarter ending March 2018	5,007	↑
Quarter ending June 2018	5,004	→
Quarter ending September 2018	4,995	→
Quarter ending December 2018	5,058	→
Variance since December 2017	3.9%	↑



ACTIVITY



Month	Adjusted Scheduled Activity (UDA)	
	2018	2019
April	605	959
May	1,633	2,368
June	2,139	3,694
July	3,619	5,476
August	4,806	6,838
September	5,990	8,121
October	7,260	9,708
November	8,324	11,323
December	10,263	12,425
January	11,391	
February	13,000	
March	14,632	
April	15,376	
May	15,380	
June	15,397	

QUALITY

	Quantity	Base Number	Contract	AT	Region	England
% of FP17s for the same patient ID Re-attending within 3 months - Children	97	1,553	6.2%	10.2%	12.3%	11.8%
% of FP17s for the same patient ID Re-attending within 3 months - Adults	514	4,065	12.6%	13.7%	15.8%	15.6%
% of FP17s for the same patient ID Re-attending between 3 & 9 months - Children	864	1,553	55.6%	61.5%	60.1%	58.8%
% of FP17s for the same patient ID Re-attending between 3 & 9 months - Adults	2,430	4,065	59.8%	55.3%	53.3%	51.0%
% of FP17s for Band 1 Urgent Courses	320	5,321	6.0%	7.9%	9.0%	9.0%
% of FP17s Relating to Free Repair or Replacements	28	5,321	0.5%	0.9%	1.0%	0.8%
% of FP17s Relating to Continuations	77	5,321	1.4%	0.9%	1.0%	0.9%
% of Patients satisfied with the dentistry they have received	2	3	N/A	91.5%	93.8%	93.2%
% of Patients satisfied with the time they had to wait for an appointment	3	3	N/A	86.9%	89.4%	88.3%

* This is based on patients treated on this contract for their most recent course of treatment. Figures in italics indicate the base number of FP17s or Patient Questionnaire responses are less than 100. N/A is shown where the base number of responses is less than 10 during the period. % is calculated as Quantity/Base number*100

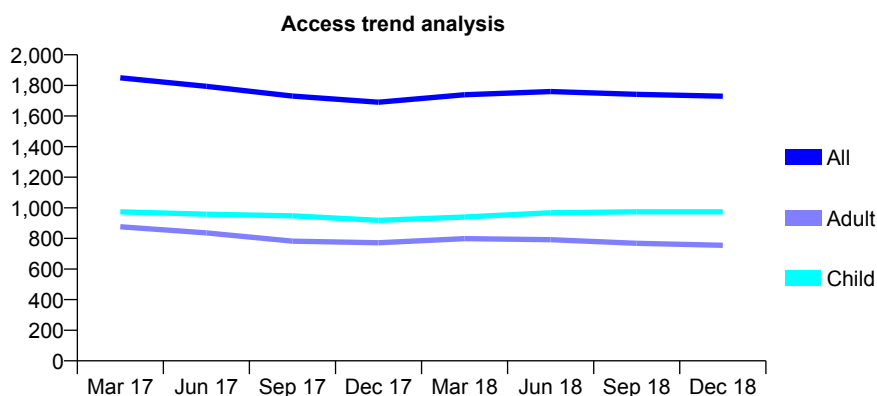
Q52 - Vital Signs At a Glance Contract Report for 193356/0001 - December 2018

Name or company name	Guiseley Dental care
Contract type name	GDS Contract
Purpose of contract	General
Contract start date	01/08/2012
Contract end date	

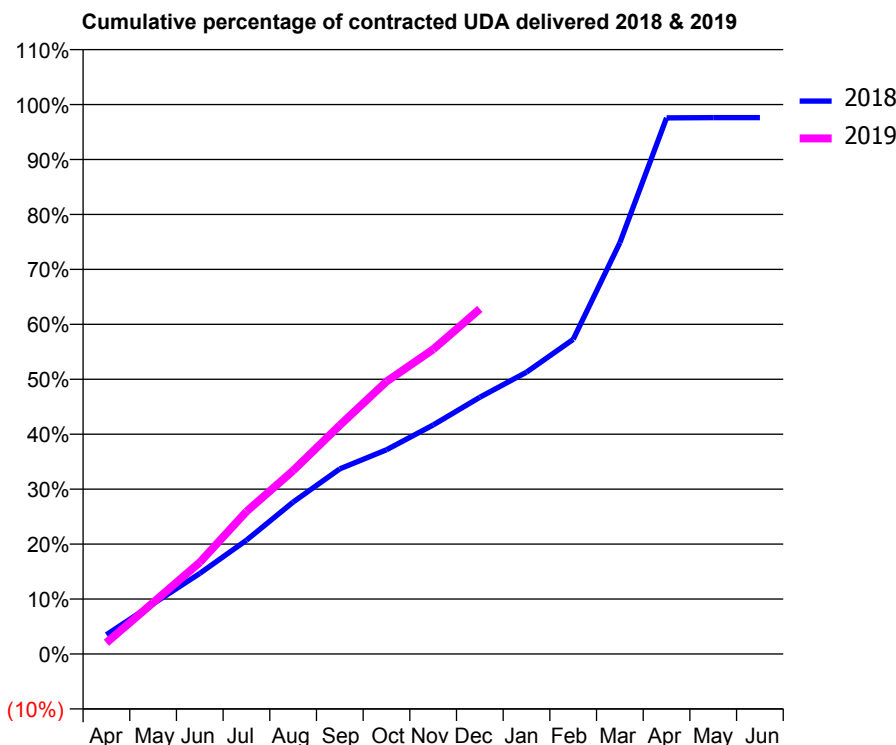
18/19 Contracted general activity (UDA)	4,400
Carry forward general activity (UDA)	105
18/19 Contracted orthodontic activity (UOA)	0
Carry forward orthodontic activity (UOA)	0
Baseline contract value	£114,092.54

ACCESS*

Patients seen in 24 months	Total	Change since previous quarter
Quarter ending December 2017	1,690	
Quarter ending March 2018	1,739	↑
Quarter ending June 2018	1,760	→
Quarter ending September 2018	1,742	↓
Quarter ending December 2018	1,729	→
Variance since December 2017	2.3%	↑



ACTIVITY



Adjusted Scheduled Activity (UDA)		
Month	2018	2019
April	154	90
May	402	411
June	645	734
July	912	1,141
August	1,217	1,469
September	1,483	1,832
October	1,635	2,182
November	1,834	2,439
December	2,056	2,763
January	2,257	
February	2,519	
March	3,293	
April	4,292	
May	4,295	
June	4,295	

QUALITY

	Quantity	Base Number	Contract	AT	Region	England
% of FP17s for the same patient ID Re-attending within 3 months - Children	95	1,418	6.7%	10.2%	12.3%	11.8%
% of FP17s for the same patient ID Re-attending within 3 months - Adults	171	958	17.8%	13.7%	15.8%	15.6%
% of FP17s for the same patient ID Re-attending between 3 & 9 months - Children	1,042	1,418	73.5%	61.5%	60.1%	58.8%
% of FP17s for the same patient ID Re-attending between 3 & 9 months - Adults	618	958	64.5%	55.3%	53.3%	51.0%
% of FP17s for Band 1 Urgent Courses	94	1,995	4.7%	7.9%	9.0%	9.0%
% of FP17s Relating to Free Repair or Replacements	9	1,995	0.5%	0.9%	1.0%	0.8%
% of FP17s Relating to Continuations	6	1,995	0.3%	0.9%	1.0%	0.9%
% of Patients satisfied with the dentistry they have received	2	2	N/A	91.5%	93.8%	93.2%
% of Patients satisfied with the time they had to wait for an appointment	2	2	N/A	86.9%	89.4%	88.3%

* This is based on patients treated on this contract for their most recent course of treatment. Figures in italics indicate the base number of FP17s or Patient Questionnaire responses are less than 100. N/A is shown where the base number of responses is less than 10 during the period. % is calculated as Quantity/Base number*100

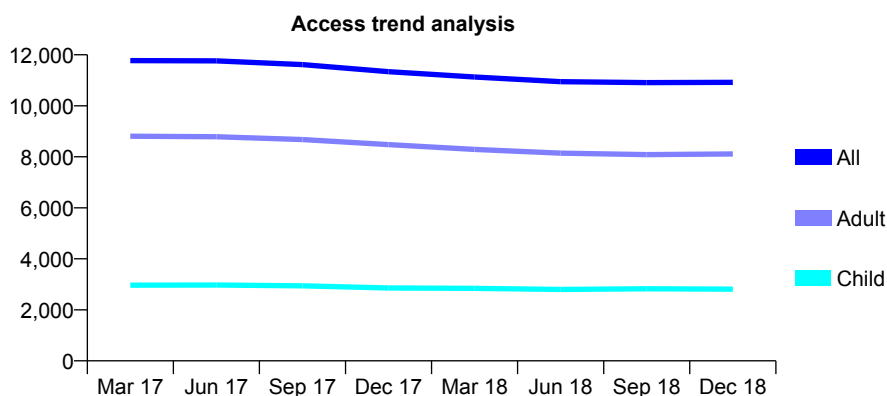
Q52 - Vital Signs At a Glance Contract Report for 193429/0002 - December 2018

Name or company name	Wood Dental Ltd
Contract type name	GDS Contract
Purpose of contract	General
Contract start date	01/10/2011
Contract end date	

18/19 Contracted general activity (UDA)	26,945
Carry forward general activity (UDA)	497
18/19 Contracted orthodontic activity (UOA)	0
Carry forward orthodontic activity (UOA)	0
Baseline contract value	£928,196.21

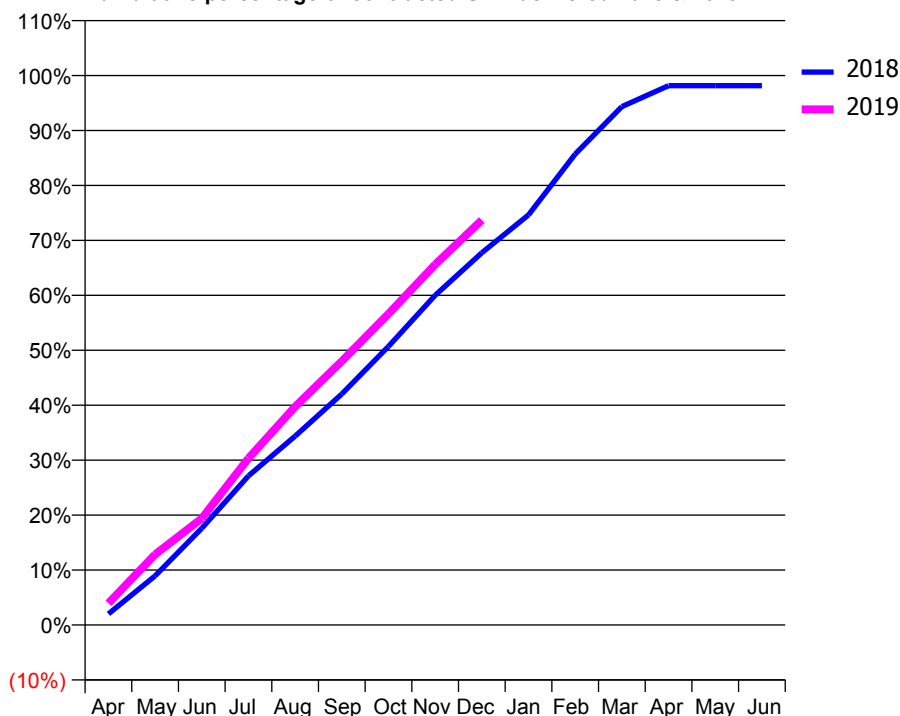
ACCESS*

Patients seen in 24 months	Total	Change since previous quarter
Quarter ending December 2017	11,339	
Quarter ending March 2018	11,132	↓
Quarter ending June 2018	10,944	↓
Quarter ending September 2018	10,912	→
Quarter ending December 2018	10,919	→
Variance since December 2017	(3.7%)	↓



ACTIVITY

Cumulative percentage of contracted UDA delivered 2018 & 2019



Month	Adjusted Scheduled Activity (UDA)	
	2018	2019
April	549	1,072
May	2,411	3,461
June	4,743	5,225
July	7,314	8,178
August	9,264	10,706
September	11,328	12,938
October	13,662	15,258
November	16,166	17,677
December	18,253	19,854
January	20,108	
February	23,094	
March	25,420	
April	26,447	
May	26,447	
June	26,448	

QUALITY

	Quantity	Base Number	Contract	AT	Region	England
% of FP17s for the same patient ID Re-attending within 3 months - Children	176	3,176	5.5%	10.2%	12.3%	11.8%
% of FP17s for the same patient ID Re-attending within 3 months - Adults	807	8,020	10.1%	13.7%	15.8%	15.6%
% of FP17s for the same patient ID Re-attending between 3 & 9 months - Children	2,014	3,176	63.4%	61.5%	60.1%	58.8%
% of FP17s for the same patient ID Re-attending between 3 & 9 months - Adults	4,246	8,020	52.9%	55.3%	53.3%	51.0%
% of FP17s for Band 1 Urgent Courses	772	10,462	7.4%	7.9%	9.0%	9.0%
% of FP17s Relating to Free Repair or Replacements	76	10,462	0.7%	0.9%	1.0%	0.8%
% of FP17s Relating to Continuations	30	10,462	0.3%	0.9%	1.0%	0.9%
% of Patients satisfied with the dentistry they have received	4	4	N/A	91.5%	93.8%	93.2%
% of Patients satisfied with the time they had to wait for an appointment	3	4	N/A	86.9%	89.4%	88.3%

* This is based on patients treated on this contract for their most recent course of treatment. Figures in italics indicate the base number of FP17s or Patient Questionnaire responses are less than 100. N/A is shown where the base number of responses is less than 10 during the period. % is calculated as Quantity/Base number*100

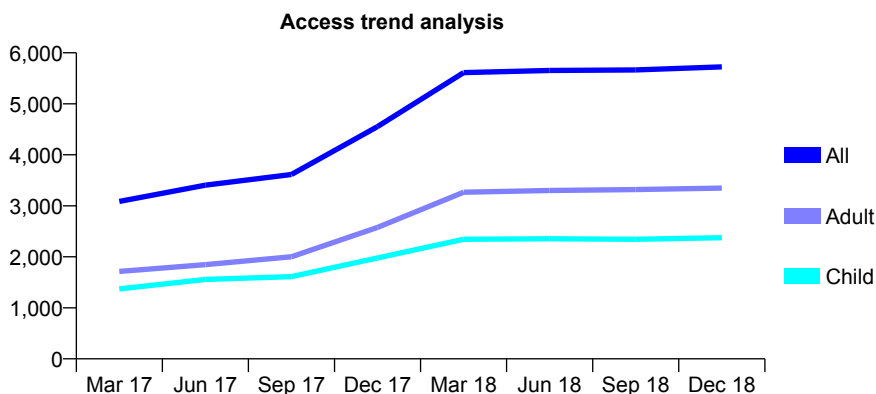
Q52 - Vital Signs At a Glance Contract Report for 194301/0002 - December 2018

Name or company name	Ravat & Ray Dental Care Bradford
Contract type name	GDS Contract
Purpose of contract	General
Contract start date	07/09/2015
Contract end date	

18/19 Contracted general activity (UDA)	19,528
Carry forward general activity (UDA)	636
18/19 Contracted orthodontic activity (UOA)	0
Carry forward orthodontic activity (UOA)	0
Baseline contract value	£565,585.17

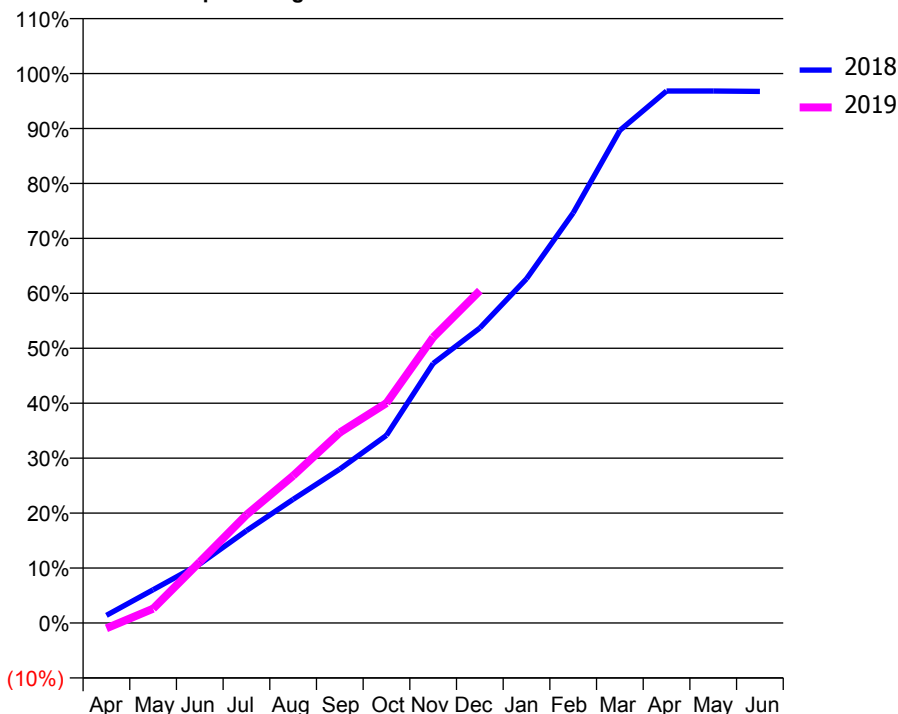
ACCESS*

Patients seen in 24 months	Total	Change since previous quarter
Quarter ending December 2017	4,553	
Quarter ending March 2018	5,612	↑
Quarter ending June 2018	5,653	→
Quarter ending September 2018	5,664	→
Quarter ending December 2018	5,723	→
Variance since December 2017	25.7%	↑



ACTIVITY

Cumulative percentage of contracted UDA delivered 2018 & 2019



Month	Adjusted Scheduled Activity (UDA)	
	2018	2019
April	271	-194
May	1,181	508
June	2,096	2,174
July	3,280	3,845
August	4,393	5,236
September	5,471	6,771
October	6,672	7,815
November	9,222	10,154
December	10,486	11,811
January	12,235	
February	14,576	
March	17,509	
April	18,907	
May	18,904	
June	18,892	

QUALITY

	Quantity	Base Number	Contract	AT	Region	England
% of FP17s for the same patient ID Re-attending within 3 months - Children	460	3,565	12.9%	10.2%	12.3%	11.8%
% of FP17s for the same patient ID Re-attending within 3 months - Adults	685	3,950	17.3%	13.7%	15.8%	15.6%
% of FP17s for the same patient ID Re-attending between 3 & 9 months - Children	2,410	3,565	67.6%	61.5%	60.1%	58.8%
% of FP17s for the same patient ID Re-attending between 3 & 9 months - Adults	2,420	3,950	61.3%	55.3%	53.3%	51.0%
% of FP17s for Band 1 Urgent Courses	506	6,885	7.3%	7.9%	9.0%	9.0%
% of FP17s Relating to Free Repair or Replacements	5	6,885	0.1%	0.9%	1.0%	0.8%
% of FP17s Relating to Continuations	2	6,885	0.0%	0.9%	1.0%	0.9%
% of Patients satisfied with the dentistry they have received	1	1	N/A	91.5%	93.8%	93.2%
% of Patients satisfied with the time they had to wait for an appointment	0	1	N/A	86.9%	89.4%	88.3%

* This is based on patients treated on this contract for their most recent course of treatment. Figures in italics indicate the base number of FP17s or Patient Questionnaire responses are less than 100. N/A is shown where the base number of responses is less than 10 during the period. % is calculated as Quantity/Base number*100

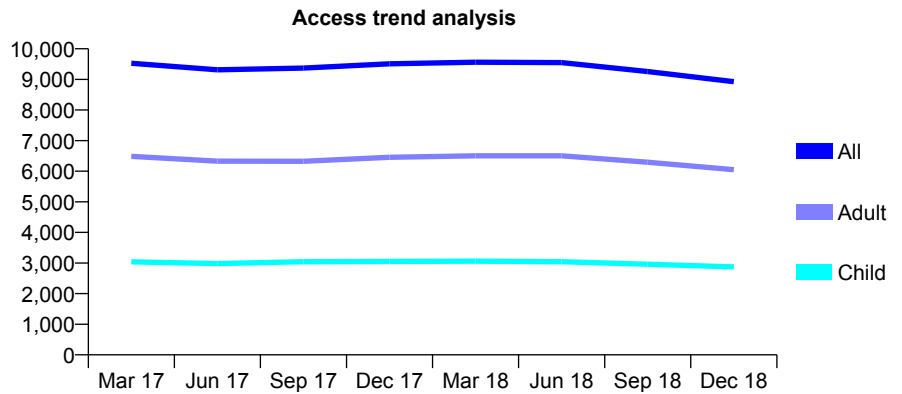
Q52 - Vital Signs At a Glance Contract Report for 195480/0001 - December 2018

Name or company name	Azam & Associates Healthcare Ltd
Contract type name	GDS Contract
Purpose of contract	General
Contract start date	01/05/2010
Contract end date	

18/19 Contracted general activity (UDA)	29,187
Carry forward general activity (UDA)	-584
18/19 Contracted orthodontic activity (UOA)	0
Carry forward orthodontic activity (UOA)	0
Baseline contract value	£843,017.92

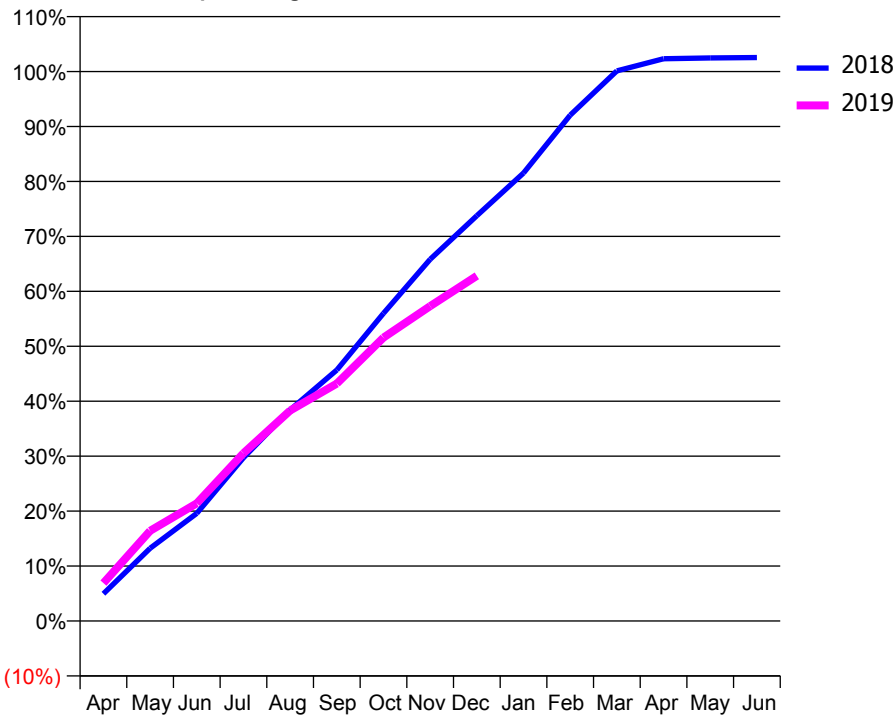
ACCESS*

Patients seen in 24 months	Total	Change since previous quarter
Quarter ending December 2017	9,508	
Quarter ending March 2018	9,563	→
Quarter ending June 2018	9,547	→
Quarter ending September 2018	9,257	↓
Quarter ending December 2018	8,927	↓
Variance since December 2017	(6.1%)	↓



ACTIVITY

Cumulative percentage of contracted UDA delivered 2018 & 2019



Month	Adjusted Scheduled Activity (UDA)	
	2018	2019
April	1,450	2,012
May	3,864	4,791
June	5,722	6,254
July	8,672	8,912
August	11,217	11,177
September	13,333	12,609
October	16,344	15,052
November	19,213	16,723
December	21,530	18,331
January	23,793	
February	26,866	
March	29,218	
April	29,863	
May	29,910	
June	29,931	

QUALITY

	Quantity	Base Number	Contract	AT	Region	England
% of FP17s for the same patient ID Re-attending within 3 months - Children	327	2,869	11.4%	10.2%	12.3%	11.8%
% of FP17s for the same patient ID Re-attending within 3 months - Adults	1,160	6,010	19.3%	13.7%	15.8%	15.6%
% of FP17s for the same patient ID Re-attending between 3 & 9 months - Children	1,572	2,869	54.8%	61.5%	60.1%	58.8%
% of FP17s for the same patient ID Re-attending between 3 & 9 months - Adults	2,977	6,010	49.5%	55.3%	53.3%	51.0%
% of FP17s for Band 1 Urgent Courses	1,235	8,528	14.5%	7.9%	9.0%	9.0%
% of FP17s Relating to Free Repair or Replacements	74	8,528	0.9%	0.9%	1.0%	0.8%
% of FP17s Relating to Continuations	29	8,528	0.3%	0.9%	1.0%	0.9%
% of Patients satisfied with the dentistry they have received	3	3	N/A	91.5%	93.8%	93.2%
% of Patients satisfied with the time they had to wait for an appointment	3	3	N/A	86.9%	89.4%	88.3%

* This is based on patients treated on this contract for their most recent course of treatment. Figures in italics indicate the base number of FP17s or Patient Questionnaire responses are less than 100. N/A is shown where the base number of responses is less than 10 during the period. % is calculated as Quantity/Base number*100

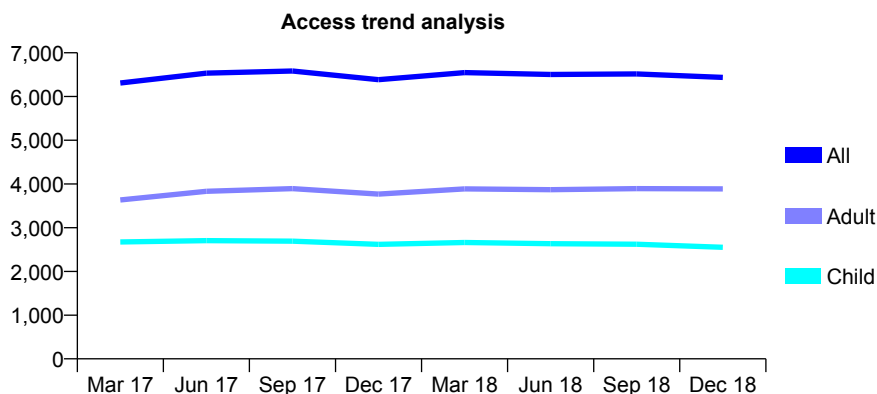
Q52 - Vital Signs At a Glance Contract Report for 195545/0001 - December 2018

Name or company name	Mistry & Power
Contract type name	GDS Contract
Purpose of contract	General
Contract start date	03/10/2011
Contract end date	

18/19 Contracted general activity (UDA)	16,513
Carry forward general activity (UDA)	-28
18/19 Contracted orthodontic activity (UOA)	0
Carry forward orthodontic activity (UOA)	0
Baseline contract value	£560,690.68

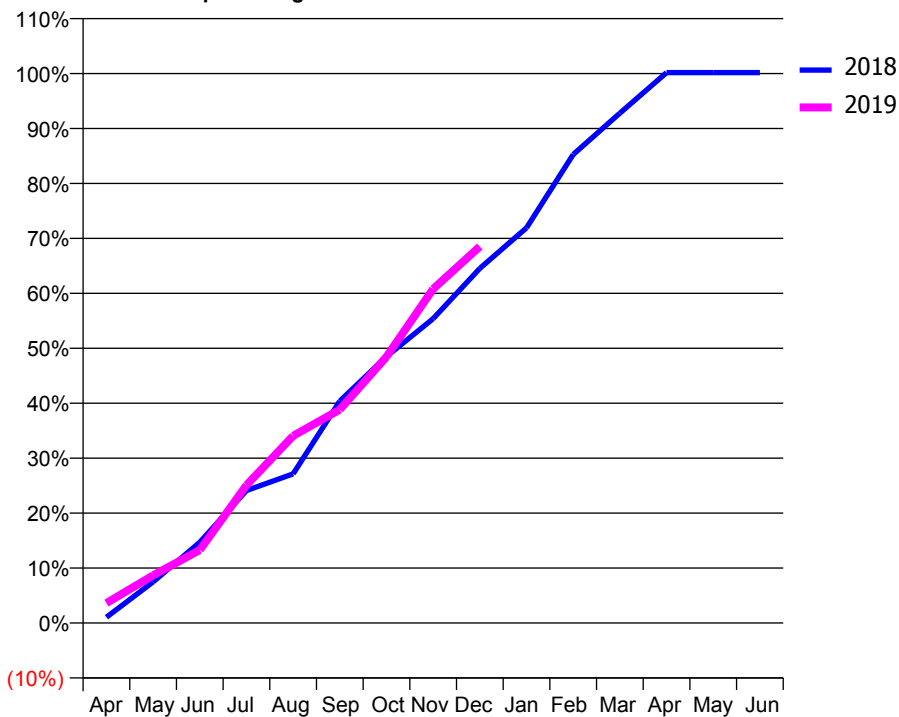
ACCESS*

Patients seen in 24 months	Total	Change since previous quarter
Quarter ending December 2017	6,386	
Quarter ending March 2018	6,547	↑
Quarter ending June 2018	6,503	→
Quarter ending September 2018	6,516	→
Quarter ending December 2018	6,438	↓
Variance since December 2017	0.8%	→



ACTIVITY

Cumulative percentage of contracted UDA delivered 2018 & 2019



Month	Adjusted Scheduled Activity (UDA)	
	2018	2019
April	183	599
May	1,291	1,431
June	2,535	2,195
July	4,165	4,142
August	4,686	5,624
September	6,976	6,412
October	8,376	8,002
November	9,563	10,039
December	11,144	11,315
January	12,418	
February	14,721	
March	16,022	
April	17,296	
May	17,296	
June	17,296	

QUALITY

	Quantity	Base Number	Contract	AT	Region	England
% of FP17s for the same patient ID Re-attending within 3 months - Children	138	2,836	4.9%	10.2%	12.3%	11.8%
% of FP17s for the same patient ID Re-attending within 3 months - Adults	376	3,587	10.5%	13.7%	15.8%	15.6%
% of FP17s for the same patient ID Re-attending between 3 & 9 months - Children	1,743	2,836	61.5%	61.5%	60.1%	58.8%
% of FP17s for the same patient ID Re-attending between 3 & 9 months - Adults	1,751	3,587	48.8%	55.3%	53.3%	51.0%
% of FP17s for Band 1 Urgent Courses	259	5,417	4.8%	7.9%	9.0%	9.0%
% of FP17s Relating to Free Repair or Replacements	11	5,417	0.2%	0.9%	1.0%	0.8%
% of FP17s Relating to Continuations	63	5,417	1.2%	0.9%	1.0%	0.9%
% of Patients satisfied with the dentistry they have received	0	0	N/A	91.5%	93.8%	93.2%
% of Patients satisfied with the time they had to wait for an appointment	0	0	N/A	86.9%	89.4%	88.3%

* This is based on patients treated on this contract for their most recent course of treatment. Figures in italics indicate the base number of FP17s or Patient Questionnaire responses are less than 100. N/A is shown where the base number of responses is less than 10 during the period. % is calculated as Quantity/Base number*100

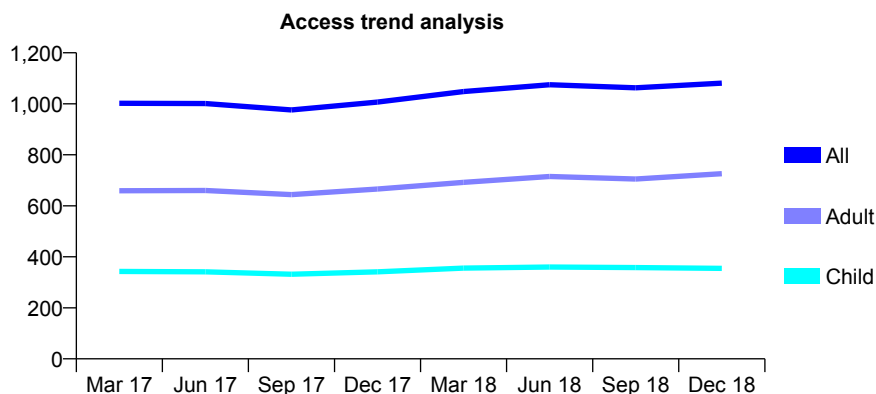
Q52 - Vital Signs At a Glance Contract Report for 195650/0001 - December 2018

Name or company name	MRS FY MARTIN
Contract type name	GDS Contract
Purpose of contract	General
Contract start date	01/04/2015
Contract end date	

18/19 Contracted general activity (UDA)	3,000
Carry forward general activity (UDA)	111
18/19 Contracted orthodontic activity (UOA)	0
Carry forward orthodontic activity (UOA)	0
Baseline contract value	£79,438.41

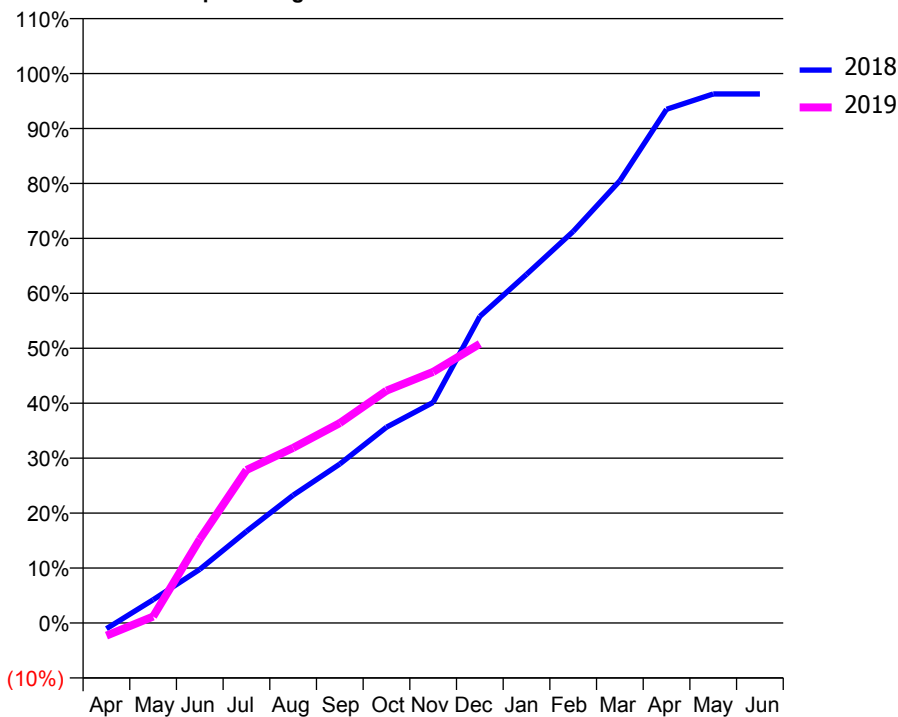
ACCESS*

Patients seen in 24 months	Total	Change since previous quarter
Quarter ending December 2017	1,007	
Quarter ending March 2018	1,048	↑
Quarter ending June 2018	1,075	↑
Quarter ending September 2018	1,063	↓
Quarter ending December 2018	1,081	→
Variance since December 2017	7.3%	↑



ACTIVITY

Cumulative percentage of contracted UDA delivered 2018 & 2019



Month	Adjusted Scheduled Activity (UDA)	
	2018	2019
April	-31	-70
May	127	35
June	293	457
July	500	835
August	698	956
September	868	1,092
October	1,069	1,269
November	1,204	1,371
December	1,674	1,524
January	1,904	
February	2,138	
March	2,415	
April	2,805	
May	2,889	
June	2,889	

QUALITY

	Quantity	Base Number	Contract	AT	Region	England
% of FP17s for the same patient ID Re-attending within 3 months - Children	61	455	13.4%	10.2%	12.3%	11.8%
% of FP17s for the same patient ID Re-attending within 3 months - Adults	105	700	15.0%	13.7%	15.8%	15.6%
% of FP17s for the same patient ID Re-attending between 3 & 9 months - Children	281	455	61.8%	61.5%	60.1%	58.8%
% of FP17s for the same patient ID Re-attending between 3 & 9 months - Adults	325	700	46.4%	55.3%	53.3%	51.0%
% of FP17s for Band 1 Urgent Courses	45	869	5.2%	7.9%	9.0%	9.0%
% of FP17s Relating to Free Repair or Replacements	5	869	0.6%	0.9%	1.0%	0.8%
% of FP17s Relating to Continuations	12	869	1.4%	0.9%	1.0%	0.9%
% of Patients satisfied with the dentistry they have received	0	0	N/A	91.5%	93.8%	93.2%
% of Patients satisfied with the time they had to wait for an appointment	0	0	N/A	86.9%	89.4%	88.3%

* This is based on patients treated on this contract for their most recent course of treatment. Figures in italics indicate the base number of FP17s or Patient Questionnaire responses are less than 100. N/A is shown where the base number of responses is less than 10 during the period. % is calculated as Quantity/Base number*100

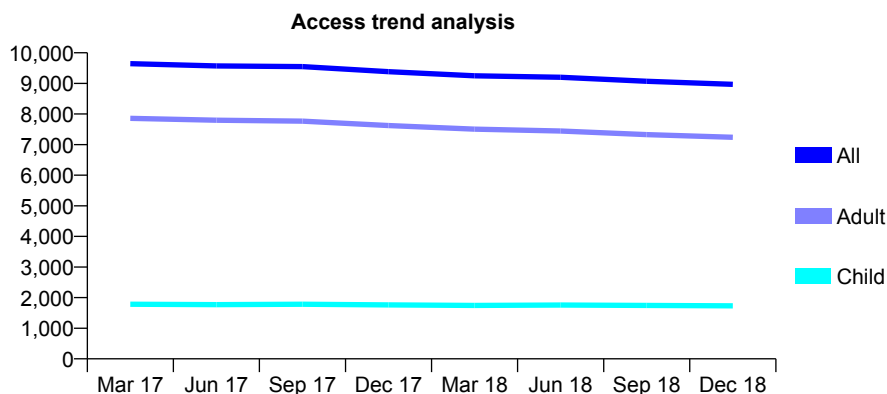
Q52 - Vital Signs At a Glance Contract Report for 197262/0001 - December 2018

Name or company name	Hirst & O'Donnell Limited
Contract type name	GDS Contract
Purpose of contract	General
Contract start date	01/05/2009
Contract end date	

18/19 Contracted general activity (UDA)	27,000
Carry forward general activity (UDA)	0
18/19 Contracted orthodontic activity (UOA)	0
Carry forward orthodontic activity (UOA)	0
Baseline contract value	£837,282.20

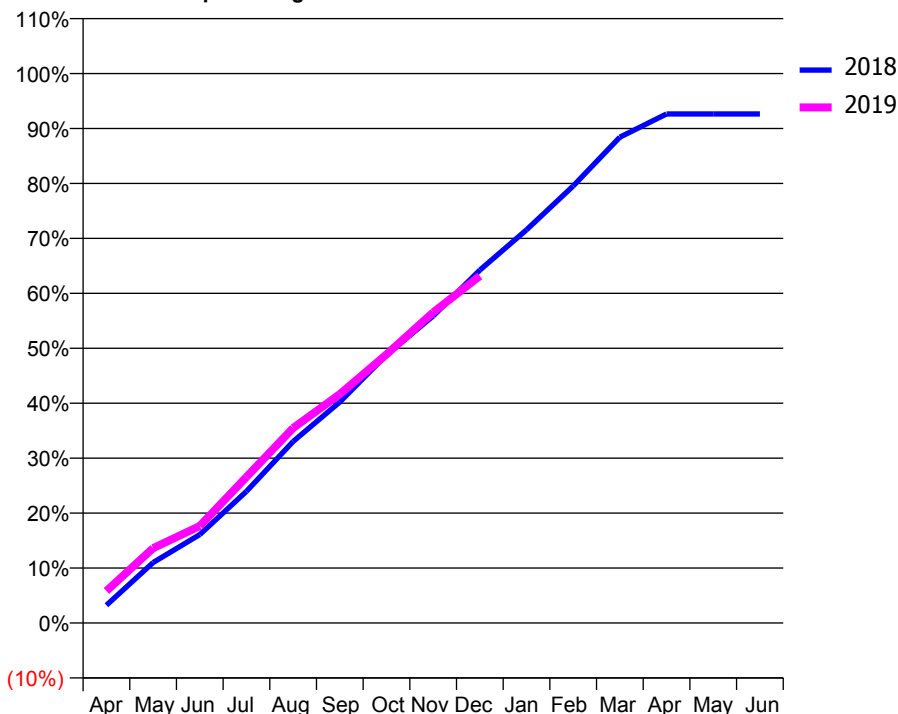
ACCESS*

Patients seen in 24 months	Total	Change since previous quarter
Quarter ending December 2017	9,385	
Quarter ending March 2018	9,248	↓
Quarter ending June 2018	9,200	→
Quarter ending September 2018	9,071	↓
Quarter ending December 2018	8,971	↓
Variance since December 2017	(4.4%)	↓



ACTIVITY

Cumulative percentage of contracted UDA delivered 2018 & 2019



Month	Adjusted Scheduled Activity (UDA)	
	2018	2019
April	877	1,573
May	2,969	3,682
June	4,350	4,765
July	6,467	7,180
August	8,920	9,580
September	10,858	11,248
October	13,170	13,197
November	15,087	15,263
December	17,341	17,053
January	19,320	
February	21,474	
March	23,874	
April	25,013	
May	25,010	
June	25,010	

QUALITY

	Quantity	Base Number	Contract	AT	Region	England
% of FP17s for the same patient ID Re-attending within 3 months - Children	92	2,142	4.3%	10.2%	12.3%	11.8%
% of FP17s for the same patient ID Re-attending within 3 months - Adults	749	7,243	10.3%	13.7%	15.8%	15.6%
% of FP17s for the same patient ID Re-attending between 3 & 9 months - Children	1,628	2,142	76.0%	61.5%	60.1%	58.8%
% of FP17s for the same patient ID Re-attending between 3 & 9 months - Adults	3,928	7,243	54.2%	55.3%	53.3%	51.0%
% of FP17s for Band 1 Urgent Courses	523	8,896	5.9%	7.9%	9.0%	9.0%
% of FP17s Relating to Free Repair or Replacements	54	8,896	0.6%	0.9%	1.0%	0.8%
% of FP17s Relating to Continuations	96	8,896	1.1%	0.9%	1.0%	0.9%
% of Patients satisfied with the dentistry they have received	3	3	N/A	91.5%	93.8%	93.2%
% of Patients satisfied with the time they had to wait for an appointment	1	3	N/A	86.9%	89.4%	88.3%

* This is based on patients treated on this contract for their most recent course of treatment. Figures in italics indicate the base number of FP17s or Patient Questionnaire responses are less than 100. N/A is shown where the base number of responses is less than 10 during the period. % is calculated as Quantity/Base number*100

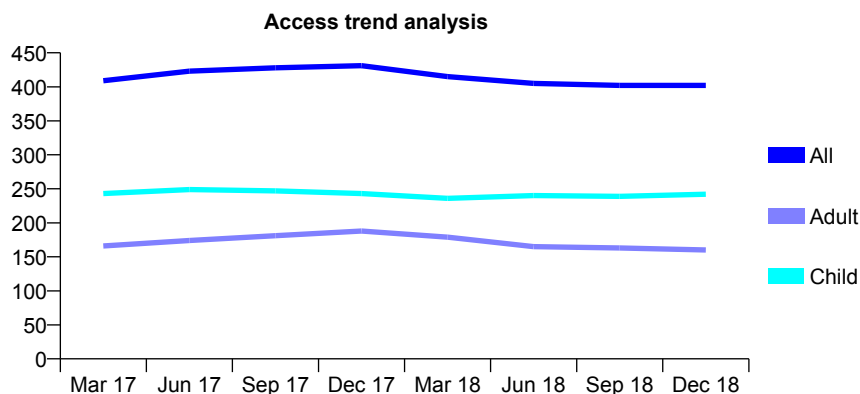
Q52 - Vital Signs At a Glance Contract Report for 197564/0001 - December 2018

Name or company name	Baldon Dental Service Limited
Contract type name	GDS Contract
Purpose of contract	General
Contract start date	02/07/2007
Contract end date	

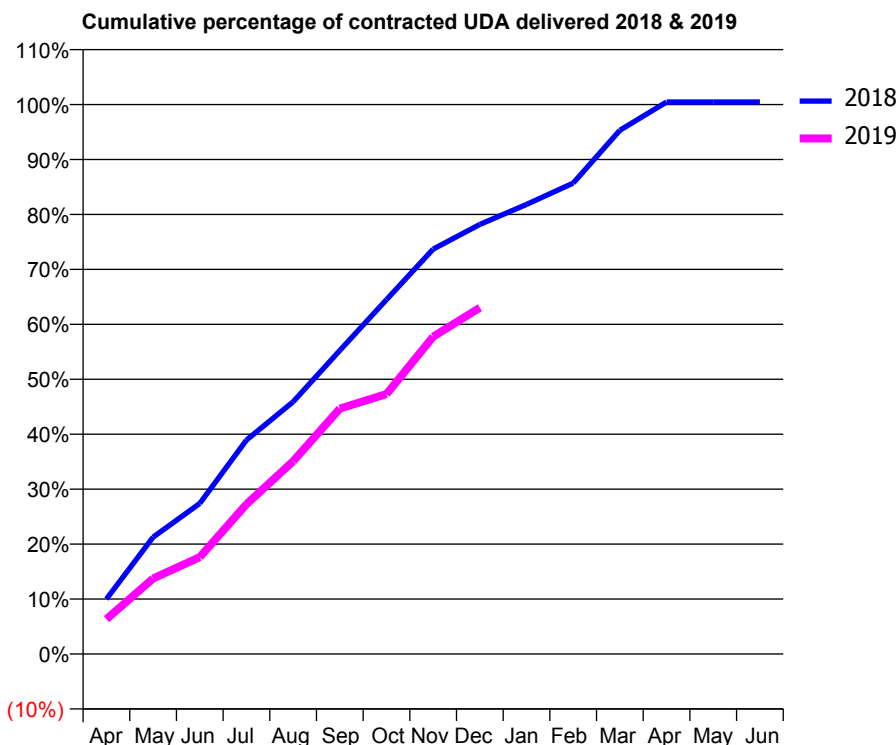
18/19 Contracted general activity (UDA)	719
Carry forward general activity (UDA)	-3
18/19 Contracted orthodontic activity (UOA)	0
Carry forward orthodontic activity (UOA)	0
Baseline contract value	£21,243.97

ACCESS*

Patients seen in 24 months	Total	Change since previous quarter
Quarter ending December 2017	431	
Quarter ending March 2018	415	↓
Quarter ending June 2018	405	↓
Quarter ending September 2018	402	→
Quarter ending December 2018	402	→
Variance since December 2017	(6.7%)	↓



ACTIVITY



Month	Adjusted Scheduled Activity (UDA)	
	2018	2019
April	72	46
May	153	99
June	197	127
July	280	196
August	330	252
September	397	321
October	464	340
November	530	415
December	562	453
January	588	
February	616	
March	685	
April	722	
May	722	
June	722	

QUALITY

	Quantity	Base Number	Contract	AT	Region	England
% of FP17s for the same patient ID Re-attending within 3 months - Children	6	292	2.1%	10.2%	12.3%	11.8%
% of FP17s for the same patient ID Re-attending within 3 months - Adults	2	98	2.0%	13.7%	15.8%	15.6%
% of FP17s for the same patient ID Re-attending between 3 & 9 months - Children	207	292	70.9%	61.5%	60.1%	58.8%
% of FP17s for the same patient ID Re-attending between 3 & 9 months - Adults	49	98	50.0%	55.3%	53.3%	51.0%
% of FP17s for Band 1 Urgent Courses	6	359	1.7%	7.9%	9.0%	9.0%
% of FP17s Relating to Free Repair or Replacements	0	359	0.0%	0.9%	1.0%	0.8%
% of FP17s Relating to Continuations	0	359	0.0%	0.9%	1.0%	0.9%
% of Patients satisfied with the dentistry they have received	0	0	N/A	91.5%	93.8%	93.2%
% of Patients satisfied with the time they had to wait for an appointment	0	0	N/A	86.9%	89.4%	88.3%

* This is based on patients treated on this contract for their most recent course of treatment. Figures in italics indicate the base number of FP17s or Patient Questionnaire responses are less than 100. N/A is shown where the base number of responses is less than 10 during the period. % is calculated as Quantity/Base number*100

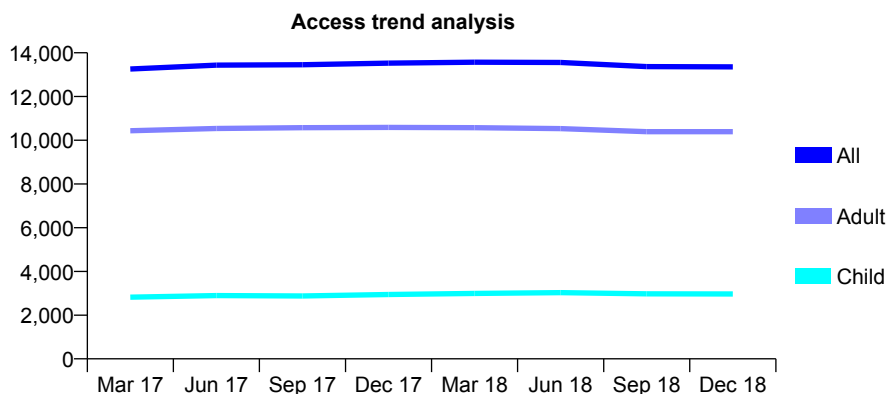
Q52 - Vital Signs At a Glance Contract Report for 197890/0001 - December 2018

Name or company name	Armstrong & Haire Ltd
Contract type name	GDS Contract
Purpose of contract	General
Contract start date	01/11/2010
Contract end date	

18/19 Contracted general activity (UDA)	37,582
Carry forward general activity (UDA)	0
18/19 Contracted orthodontic activity (UOA)	0
Carry forward orthodontic activity (UOA)	0
Baseline contract value	£1,140,372.87

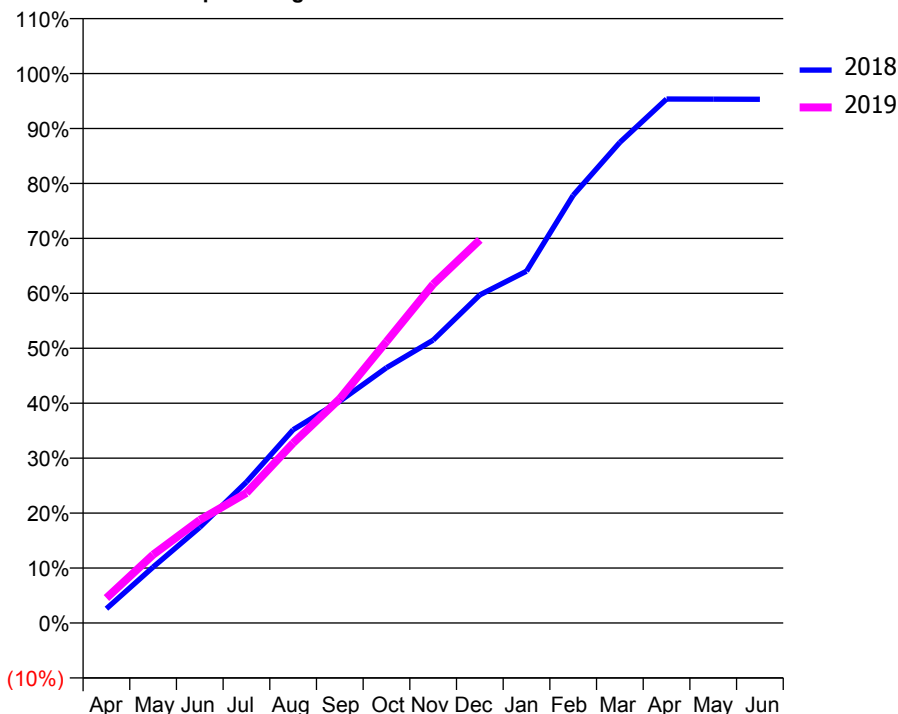
ACCESS*

Patients seen in 24 months	Total	Change since previous quarter
Quarter ending December 2017	13,528	
Quarter ending March 2018	13,567	→
Quarter ending June 2018	13,556	→
Quarter ending September 2018	13,366	↓
Quarter ending December 2018	13,358	→
Variance since December 2017	(1.3%)	↓



ACTIVITY

Cumulative percentage of contracted UDA delivered 2018 & 2019



QUALITY

	Quantity	Base Number	Contract	AT	Region	England
% of FP17s for the same patient ID Re-attending within 3 months - Children	323	3,465	9.3%	10.2%	12.3%	11.8%
% of FP17s for the same patient ID Re-attending within 3 months - Adults	1,816	12,155	14.9%	13.7%	15.8%	15.6%
% of FP17s for the same patient ID Re-attending between 3 & 9 months - Children	2,065	3,465	59.6%	61.5%	60.1%	58.8%
% of FP17s for the same patient ID Re-attending between 3 & 9 months - Adults	7,243	12,155	59.6%	55.3%	53.3%	51.0%
% of FP17s for Band 1 Urgent Courses	775	14,759	5.3%	7.9%	9.0%	9.0%
% of FP17s Relating to Free Repair or Replacements	161	14,759	1.1%	0.9%	1.0%	0.8%
% of FP17s Relating to Continuations	215	14,759	1.5%	0.9%	1.0%	0.9%
% of Patients satisfied with the dentistry they have received	4	4	N/A	91.5%	93.8%	93.2%
% of Patients satisfied with the time they had to wait for an appointment	3	4	N/A	86.9%	89.4%	88.3%

* This is based on patients treated on this contract for their most recent course of treatment. Figures in italics indicate the base number of FP17s or Patient Questionnaire responses are less than 100. N/A is shown where the base number of responses is less than 10 during the period. % is calculated as Quantity/Base number*100

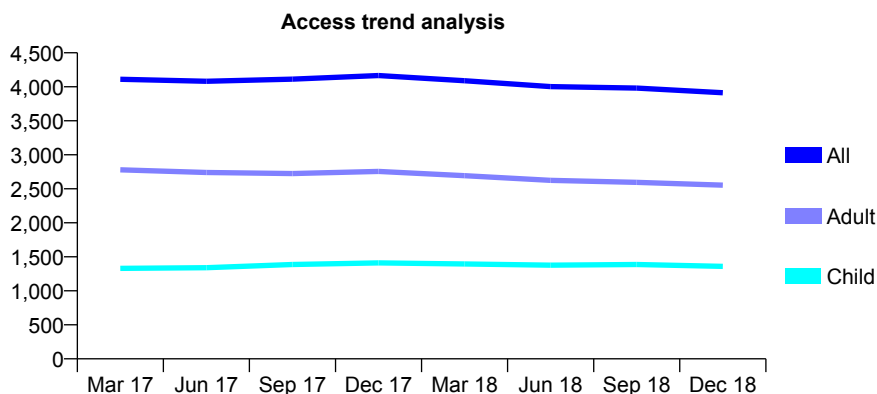
Q52 - Vital Signs At a Glance Contract Report for 198625/0001 - December 2018

Name or company name	J H Sager Ltd
Contract type name	GDS Contract
Purpose of contract	General
Contract start date	01/04/2009
Contract end date	

18/19 Contracted general activity (UDA)	14,400
Carry forward general activity (UDA)	121
18/19 Contracted orthodontic activity (UOA)	0
Carry forward orthodontic activity (UOA)	0
Baseline contract value	£400,454.54

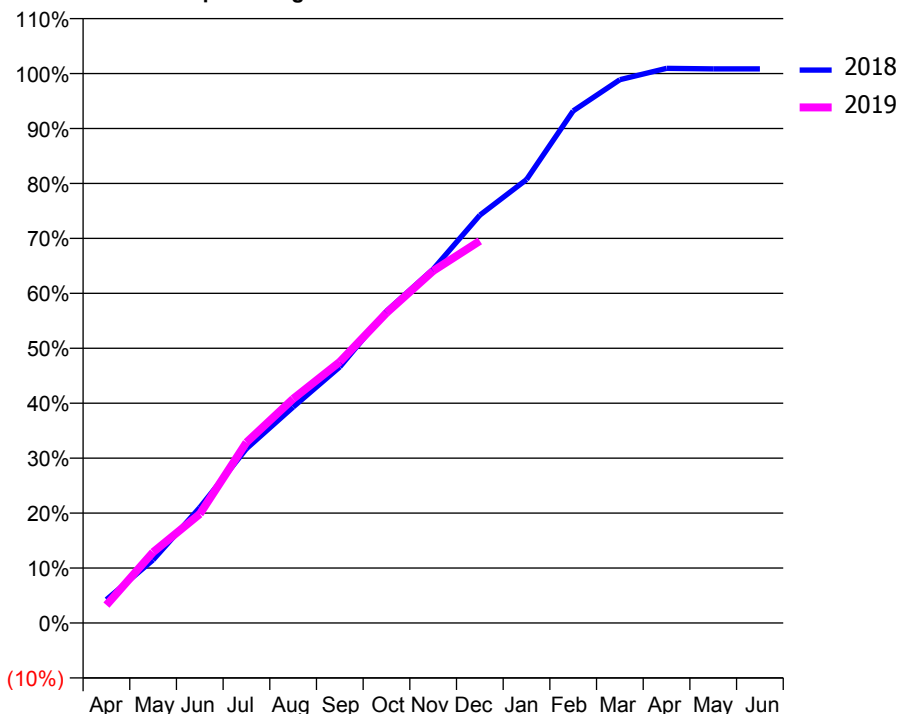
ACCESS*

Patients seen in 24 months	Total	Change since previous quarter
Quarter ending December 2017	4,166	
Quarter ending March 2018	4,090	↓
Quarter ending June 2018	4,003	↓
Quarter ending September 2018	3,982	→
Quarter ending December 2018	3,913	↓
Variance since December 2017	(6.1%)	↓



ACTIVITY

Cumulative percentage of contracted UDA delivered 2018 & 2019



Month	Adjusted Scheduled Activity (UDA)	
	2018	2019
April	613	470
May	1,655	1,858
June	3,029	2,855
July	4,570	4,733
August	5,658	5,878
September	6,712	6,844
October	8,172	8,126
November	9,274	9,226
December	10,686	10,013
January	11,622	
February	13,419	
March	14,240	
April	14,537	
May	14,521	
June	14,521	

QUALITY

	Quantity	Base Number	Contract	AT	Region	England
% of FP17s for the same patient ID Re-attending within 3 months - Children	105	1,197	8.8%	10.2%	12.3%	11.8%
% of FP17s for the same patient ID Re-attending within 3 months - Adults	448	2,433	18.4%	13.7%	15.8%	15.6%
% of FP17s for the same patient ID Re-attending between 3 & 9 months - Children	557	1,197	46.5%	61.5%	60.1%	58.8%
% of FP17s for the same patient ID Re-attending between 3 & 9 months - Adults	1,255	2,433	51.6%	55.3%	53.3%	51.0%
% of FP17s for Band 1 Urgent Courses	351	3,538	9.9%	7.9%	9.0%	9.0%
% of FP17s Relating to Free Repair or Replacements	55	3,538	1.6%	0.9%	1.0%	0.8%
% of FP17s Relating to Continuations	9	3,538	0.3%	0.9%	1.0%	0.9%
% of Patients satisfied with the dentistry they have received	2	2	N/A	91.5%	93.8%	93.2%
% of Patients satisfied with the time they had to wait for an appointment	1	2	N/A	86.9%	89.4%	88.3%

* This is based on patients treated on this contract for their most recent course of treatment. Figures in italics indicate the base number of FP17s or Patient Questionnaire responses are less than 100. N/A is shown where the base number of responses is less than 10 during the period. % is calculated as Quantity/Base number*100

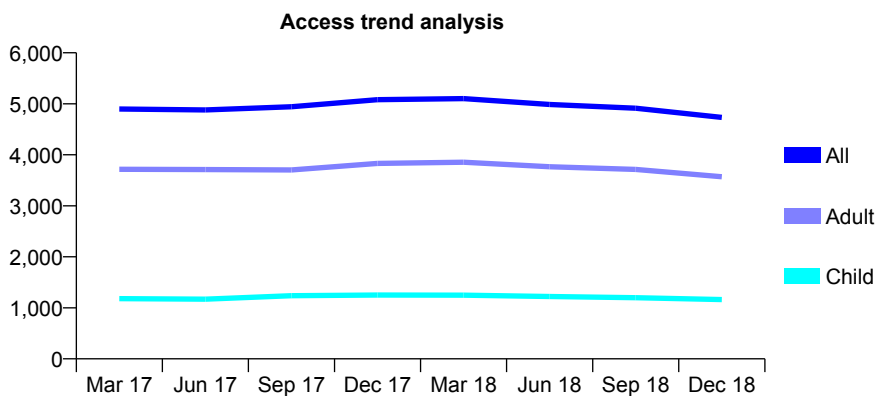
Q52 - Vital Signs At a Glance Contract Report for 202401/0004 - December 2018

Name or company name	MR RS NICHOLSON
Contract type name	GDS Contract
Purpose of contract	General
Contract start date	03/04/2007
Contract end date	

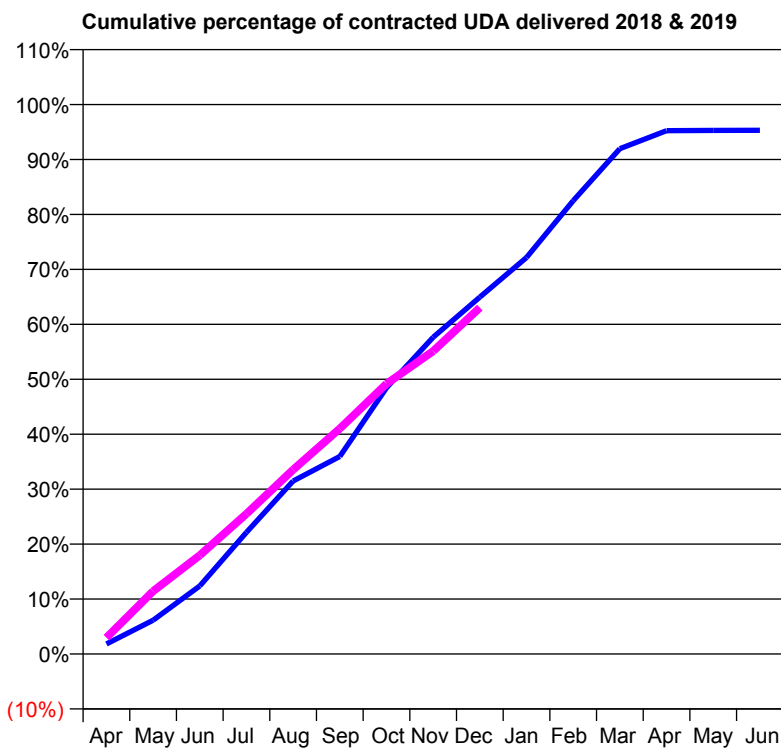
18/19 Contracted general activity (UDA)	12,193
Carry forward general activity (UDA)	0
18/19 Contracted orthodontic activity (UOA)	0
Carry forward orthodontic activity (UOA)	0
Baseline contract value	£334,221.89

ACCESS*

Patients seen in 24 months	Total	Change since previous quarter
Quarter ending December 2017	5,082	
Quarter ending March 2018	5,103	→
Quarter ending June 2018	4,988	↓
Quarter ending September 2018	4,913	↓
Quarter ending December 2018	4,733	↓
Variance since December 2017	(6.9%)	↓



ACTIVITY



Month	Adjusted Scheduled Activity (UDA)	
	2018	2019
April	222	361
May	751	1,396
June	1,510	2,192
July	2,699	3,113
August	3,839	4,091
September	4,382	5,002
October	5,906	5,996
November	7,030	6,721
December	7,920	7,686
January	8,797	
February	10,057	
March	11,214	
April	11,611	
May	11,619	
June	11,622	

QUALITY

	Quantity	Base Number	Contract	AT	Region	England
% of FP17s for the same patient ID Re-attending within 3 months - Children	89	1,078	8.3%	10.2%	12.3%	11.8%
% of FP17s for the same patient ID Re-attending within 3 months - Adults	288	2,990	9.6%	13.7%	15.8%	15.6%
% of FP17s for the same patient ID Re-attending between 3 & 9 months - Children	581	1,078	53.9%	61.5%	60.1%	58.8%
% of FP17s for the same patient ID Re-attending between 3 & 9 months - Adults	1,619	2,990	54.1%	55.3%	53.3%	51.0%
% of FP17s for Band 1 Urgent Courses	97	3,886	2.5%	7.9%	9.0%	9.0%
% of FP17s Relating to Free Repair or Replacements	19	3,886	0.5%	0.9%	1.0%	0.8%
% of FP17s Relating to Continuations	75	3,886	1.9%	0.9%	1.0%	0.9%
% of Patients satisfied with the dentistry they have received	4	4	N/A	91.5%	93.8%	93.2%
% of Patients satisfied with the time they had to wait for an appointment	3	4	N/A	86.9%	89.4%	88.3%

* This is based on patients treated on this contract for their most recent course of treatment. Figures in italics indicate the base number of FP17s or Patient Questionnaire responses are less than 100. N/A is shown where the base number of responses is less than 10 during the period. % is calculated as Quantity/Base number*100

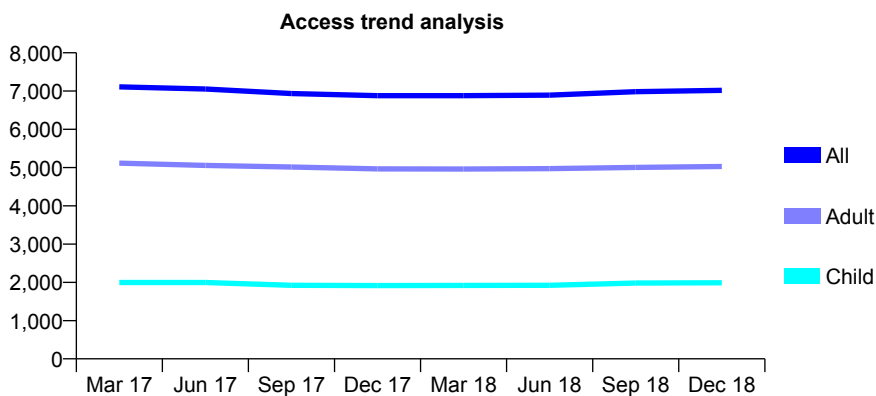
Q52 - Vital Signs At a Glance Contract Report for 204412/0002 - December 2018

Name or company name	Junction Dental Practice
Contract type name	GDS Contract
Purpose of contract	General
Contract start date	16/04/2006
Contract end date	

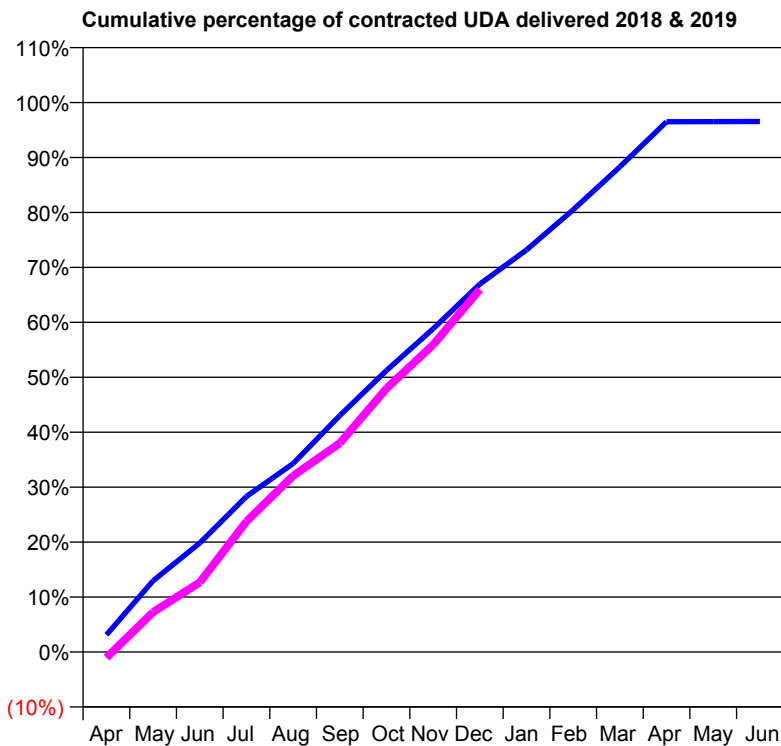
18/19 Contracted general activity (UDA)	24,569
Carry forward general activity (UDA)	846
18/19 Contracted orthodontic activity (UOA)	0
Carry forward orthodontic activity (UOA)	0
Baseline contract value	£678,873.16

ACCESS*

Patients seen in 24 months	Total	Change since previous quarter
Quarter ending December 2017	6,879	
Quarter ending March 2018	6,880	→
Quarter ending June 2018	6,892	→
Quarter ending September 2018	6,985	→
Quarter ending December 2018	7,018	→
Variance since December 2017	2.0%	↑



ACTIVITY



Month	Adjusted Scheduled Activity (UDA)	
	2018	2019
April	768	-258
May	3,187	1,784
June	4,876	3,115
July	6,957	5,839
August	8,430	7,877
September	10,574	9,339
October	12,587	11,782
November	14,456	13,740
December	16,452	16,213
January	17,978	
February	19,772	
March	21,692	
April	23,706	
May	23,715	
June	23,723	

QUALITY

	Quantity	Base Number	Contract	AT	Region	England
% of FP17s for the same patient ID Re-attending within 3 months - Children	190	2,852	6.7%	10.2%	12.3%	11.8%
% of FP17s for the same patient ID Re-attending within 3 months - Adults	517	6,233	8.3%	13.7%	15.8%	15.6%
% of FP17s for the same patient ID Re-attending between 3 & 9 months - Children	1,872	2,852	65.6%	61.5%	60.1%	58.8%
% of FP17s for the same patient ID Re-attending between 3 & 9 months - Adults	4,019	6,233	64.5%	55.3%	53.3%	51.0%
% of FP17s for Band 1 Urgent Courses	346	8,269	4.2%	7.9%	9.0%	9.0%
% of FP17s Relating to Free Repair or Replacements	53	8,269	0.6%	0.9%	1.0%	0.8%
% of FP17s Relating to Continuations	55	8,269	0.7%	0.9%	1.0%	0.9%
% of Patients satisfied with the dentistry they have received	0	0	N/A	91.5%	93.8%	93.2%
% of Patients satisfied with the time they had to wait for an appointment	0	0	N/A	86.9%	89.4%	88.3%

* This is based on patients treated on this contract for their most recent course of treatment. Figures in italics indicate the base number of FP17s or Patient Questionnaire responses are less than 100. N/A is shown where the base number of responses is less than 10 during the period. % is calculated as Quantity/Base number*100

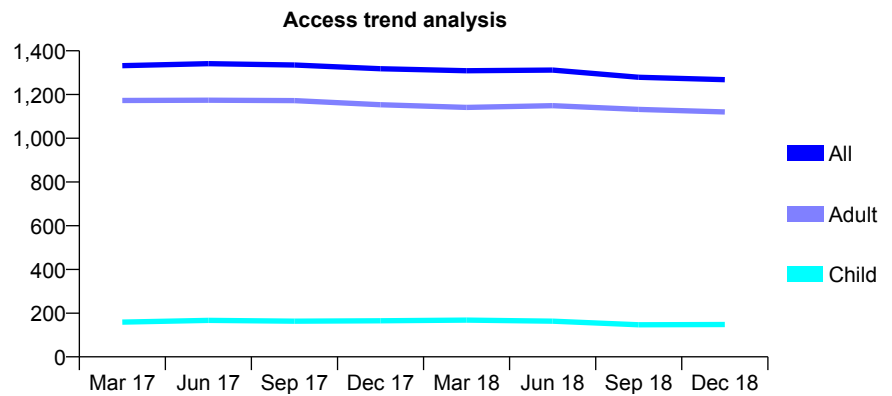
Q52 - Vital Signs At a Glance Contract Report for 208574/0001 - December 2018

Name or company name	MR AR DENBIGH-WHITE
Contract type name	GDS Contract
Purpose of contract	General
Contract start date	01/04/2006
Contract end date	

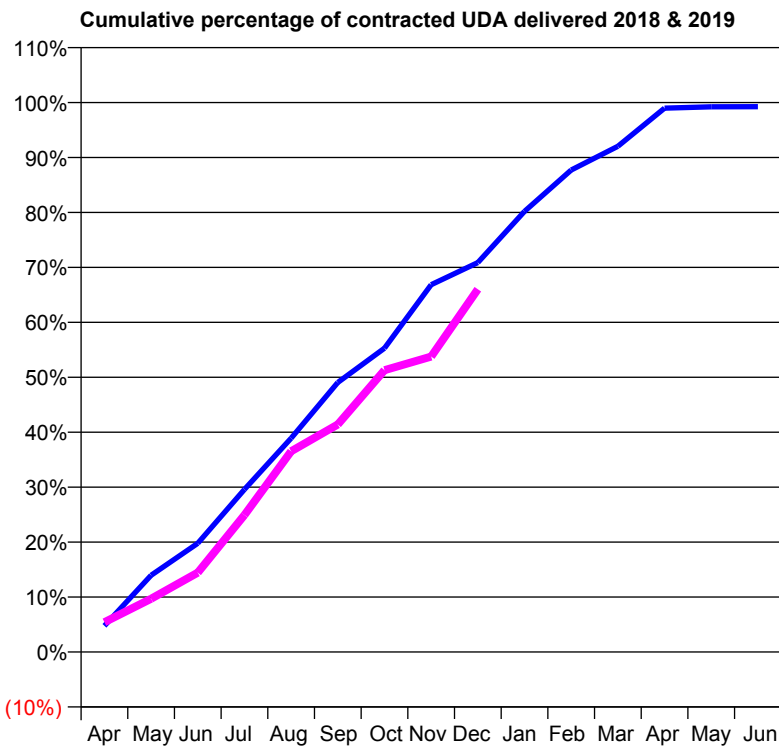
18/19 Contracted general activity (UDA)	4,698
Carry forward general activity (UDA)	36
18/19 Contracted orthodontic activity (UOA)	0
Carry forward orthodontic activity (UOA)	0
Baseline contract value	£127,011.29

ACCESS*

Patients seen in 24 months	Total	Change since previous quarter
Quarter ending December 2017	1,318	
Quarter ending March 2018	1,309	→
Quarter ending June 2018	1,312	→
Quarter ending September 2018	1,279	↓
Quarter ending December 2018	1,268	→
Variance since December 2017	(3.8%)	↓



ACTIVITY



Month	Adjusted Scheduled Activity (UDA)	
	2018	2019
April	224	255
May	656	455
June	930	679
July	1,390	1,172
August	1,828	1,716
September	2,305	1,946
October	2,598	2,409
November	3,141	2,525
December	3,329	3,101
January	3,768	
February	4,121	
March	4,323	
April	4,649	
May	4,661	
June	4,662	

QUALITY

	Quantity	Base Number	Contract	AT	Region	England
% of FP17s for the same patient ID Re-attending within 3 months - Children	8	173	4.6%	10.2%	12.3%	11.8%
% of FP17s for the same patient ID Re-attending within 3 months - Adults	195	1,097	17.8%	13.7%	15.8%	15.6%
% of FP17s for the same patient ID Re-attending between 3 & 9 months - Children	114	173	65.9%	61.5%	60.1%	58.8%
% of FP17s for the same patient ID Re-attending between 3 & 9 months - Adults	442	1,097	40.3%	55.3%	53.3%	51.0%
% of FP17s for Band 1 Urgent Courses	131	1,139	11.5%	7.9%	9.0%	9.0%
% of FP17s Relating to Free Repair or Replacements	83	1,139	7.3%	0.9%	1.0%	0.8%
% of FP17s Relating to Continuations	40	1,139	3.5%	0.9%	1.0%	0.9%
% of Patients satisfied with the dentistry they have received	1	1	N/A	91.5%	93.8%	93.2%
% of Patients satisfied with the time they had to wait for an appointment	1	1	N/A	86.9%	89.4%	88.3%

* This is based on patients treated on this contract for their most recent course of treatment. Figures in italics indicate the base number of FP17s or Patient Questionnaire responses are less than 100. N/A is shown where the base number of responses is less than 10 during the period. % is calculated as Quantity/Base number*100

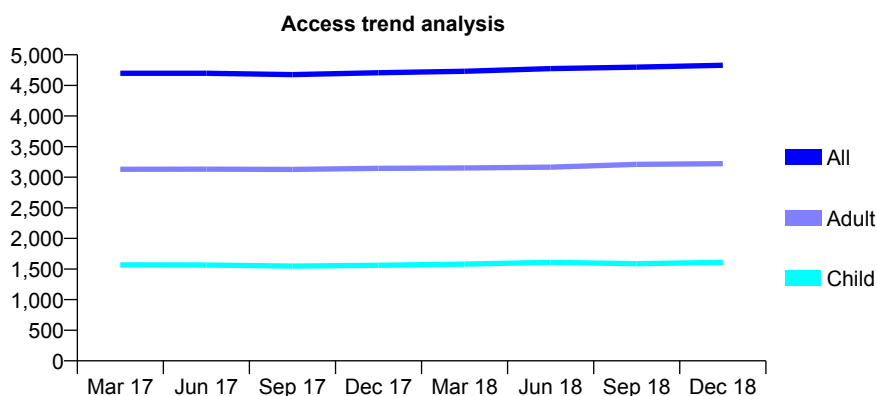
Q52 - Vital Signs At a Glance Contract Report for 215651/0001 - December 2018

Name or company name	MRS AA RAYNER
Contract type name	PDS Contract
Purpose of contract	General
Contract start date	01/04/2006
Contract end date	31/03/2021

18/19 Contracted general activity (UDA)	9,185
Carry forward general activity (UDA)	-194
18/19 Contracted orthodontic activity (UOA)	0
Carry forward orthodontic activity (UOA)	0
Baseline contract value	£208,408.51

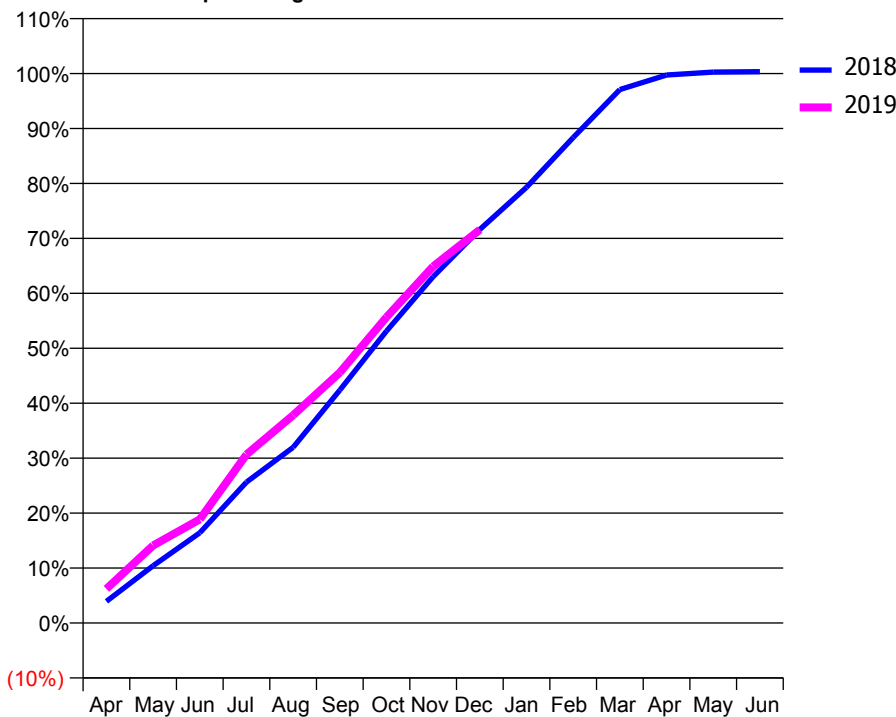
ACCESS*

Patients seen in 24 months	Total	Change since previous quarter
Quarter ending December 2017	4,707	
Quarter ending March 2018	4,732	→
Quarter ending June 2018	4,774	→
Quarter ending September 2018	4,798	→
Quarter ending December 2018	4,830	→
Variance since December 2017	2.6%	↑



ACTIVITY

Cumulative percentage of contracted UDA delivered 2018 & 2019



Month	Adjusted Scheduled Activity (UDA)	
	2018	2019
April	381	572
May	1,009	1,296
June	1,590	1,733
July	2,484	2,815
August	3,097	3,475
September	4,105	4,187
October	5,146	5,113
November	6,104	5,961
December	6,936	6,575
January	7,678	
February	8,555	
March	9,400	
April	9,656	
May	9,710	
June	9,716	

QUALITY

	Quantity	Base Number	Contract	AT	Region	England
% of FP17s for the same patient ID Re-attending within 3 months - Children	178	1,790	9.9%	10.2%	12.3%	11.8%
% of FP17s for the same patient ID Re-attending within 3 months - Adults	365	2,823	12.9%	13.7%	15.8%	15.6%
% of FP17s for the same patient ID Re-attending between 3 & 9 months - Children	999	1,790	55.8%	61.5%	60.1%	58.8%
% of FP17s for the same patient ID Re-attending between 3 & 9 months - Adults	1,247	2,823	44.2%	55.3%	53.3%	51.0%
% of FP17s for Band 1 Urgent Courses	336	3,468	9.7%	7.9%	9.0%	9.0%
% of FP17s Relating to Free Repair or Replacements	14	3,468	0.4%	0.9%	1.0%	0.8%
% of FP17s Relating to Continuations	56	3,468	1.6%	0.9%	1.0%	0.9%
% of Patients satisfied with the dentistry they have received	2	3	N/A	91.5%	93.8%	93.2%
% of Patients satisfied with the time they had to wait for an appointment	2	3	N/A	86.9%	89.4%	88.3%

* This is based on patients treated on this contract for their most recent course of treatment. Figures in italics indicate the base number of FP17s or Patient Questionnaire responses are less than 100. N/A is shown where the base number of responses is less than 10 during the period. % is calculated as Quantity/Base number*100

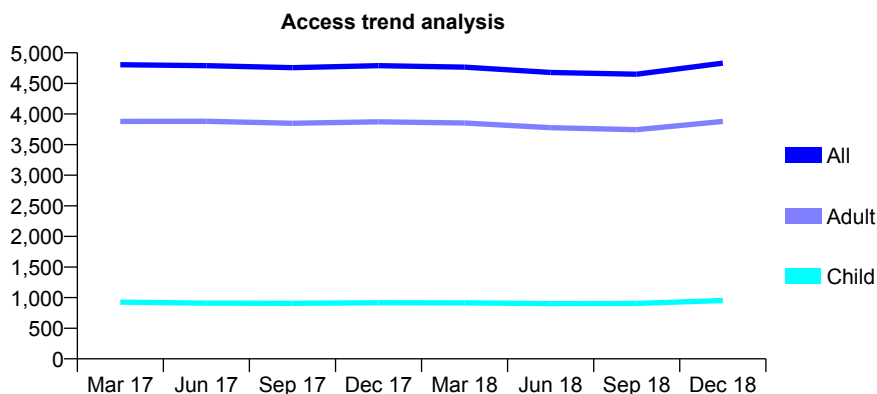
Q52 - Vital Signs At a Glance Contract Report for 215651/0002 - December 2018

Name or company name	MRS AA RAYNER
Contract type name	Pilot Contract
Purpose of contract	General
Contract start date	01/04/2006
Contract end date	31/03/2021

18/19 Contracted general activity (UDA)	11,957
Carry forward general activity (UDA)	0
18/19 Contracted orthodontic activity (UOA)	0
Carry forward orthodontic activity (UOA)	0
Baseline contract value	£362,304.05

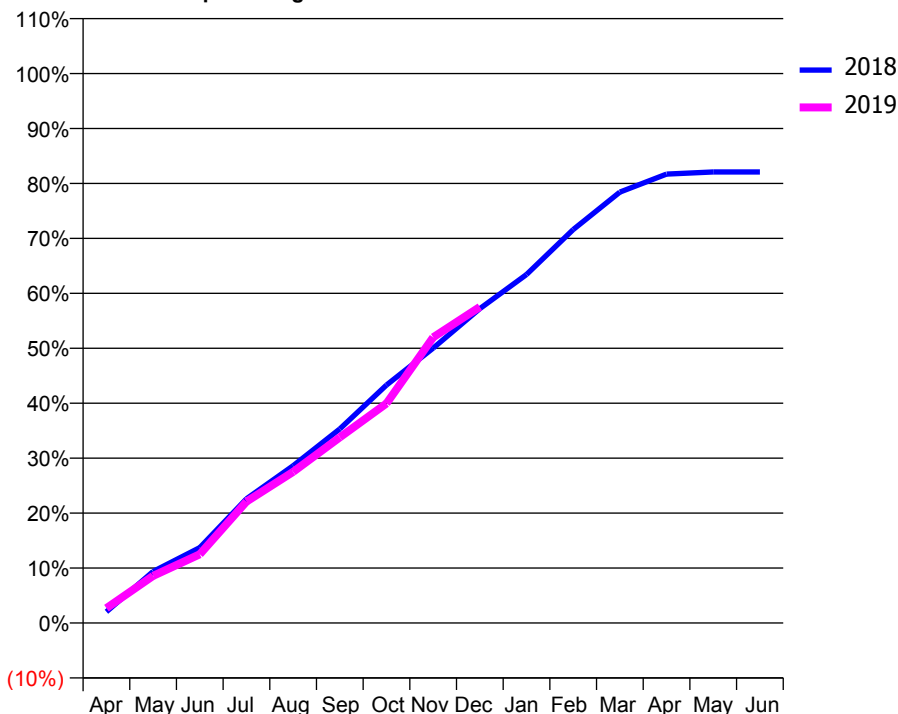
ACCESS*

Patients seen in 24 months	Total	Change since previous quarter
Quarter ending December 2017	4,789	
Quarter ending March 2018	4,765	→
Quarter ending June 2018	4,678	↓
Quarter ending September 2018	4,650	→
Quarter ending December 2018	4,831	↑
Variance since December 2017	0.9%	→



ACTIVITY

Cumulative percentage of contracted UDA delivered 2018 & 2019



Adjusted Scheduled Activity (UDA)		
Month	2018	2019
April	245	325
May	1,122	1,025
June	1,640	1,494
July	2,703	2,641
August	3,423	3,290
September	4,224	4,041
October	5,179	4,776
November	5,981	6,216
December	6,841	6,879
January	7,582	
February	8,560	
March	9,377	
April	9,767	
May	9,814	
June	9,815	

QUALITY

	Quantity	Base Number	Contract	AT	Region	England
% of FP17s for the same patient ID Re-attending within 3 months - Children	49	864	5.7%	10.2%	12.3%	11.8%
% of FP17s for the same patient ID Re-attending within 3 months - Adults	323	3,067	10.5%	13.7%	15.8%	15.6%
% of FP17s for the same patient ID Re-attending between 3 & 9 months - Children	343	864	39.7%	61.5%	60.1%	58.8%
% of FP17s for the same patient ID Re-attending between 3 & 9 months - Adults	973	3,067	31.7%	55.3%	53.3%	51.0%
% of FP17s for Band 1 Urgent Courses	180	3,654	4.9%	7.9%	9.0%	9.0%
% of FP17s Relating to Free Repair or Replacements	47	3,654	1.3%	0.9%	1.0%	0.8%
% of FP17s Relating to Continuations	37	3,654	1.0%	0.9%	1.0%	0.9%
% of Patients satisfied with the dentistry they have received	2	2	N/A	91.5%	93.8%	93.2%
% of Patients satisfied with the time they had to wait for an appointment	2	2	N/A	86.9%	89.4%	88.3%

* This is based on patients treated on this contract for their most recent course of treatment. Figures in italics indicate the base number of FP17s or Patient Questionnaire responses are less than 100. N/A is shown where the base number of responses is less than 10 during the period. % is calculated as Quantity/Base number*100

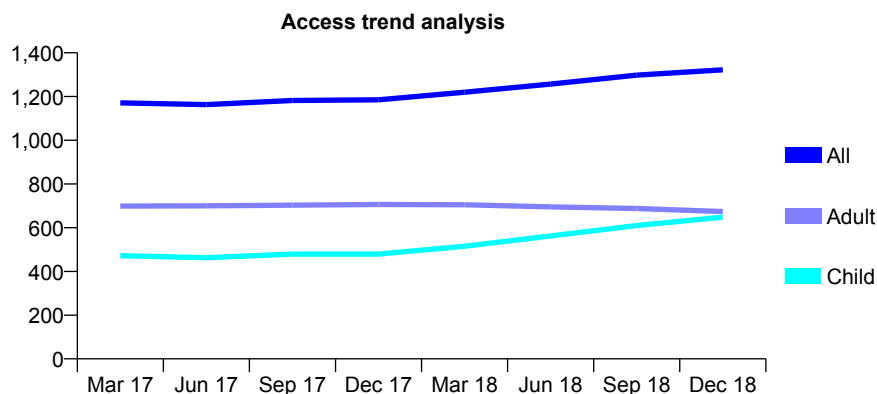
Q52 - Vital Signs At a Glance Contract Report for 222526/0001 - December 2018

Name or company name	MR MR HANSON
Contract type name	GDS Contract
Purpose of contract	General
Contract start date	01/04/2006
Contract end date	

18/19 Contracted general activity (UDA)	4,896
Carry forward general activity (UDA)	0
18/19 Contracted orthodontic activity (UOA)	0
Carry forward orthodontic activity (UOA)	0
Baseline contract value	£158,581.10

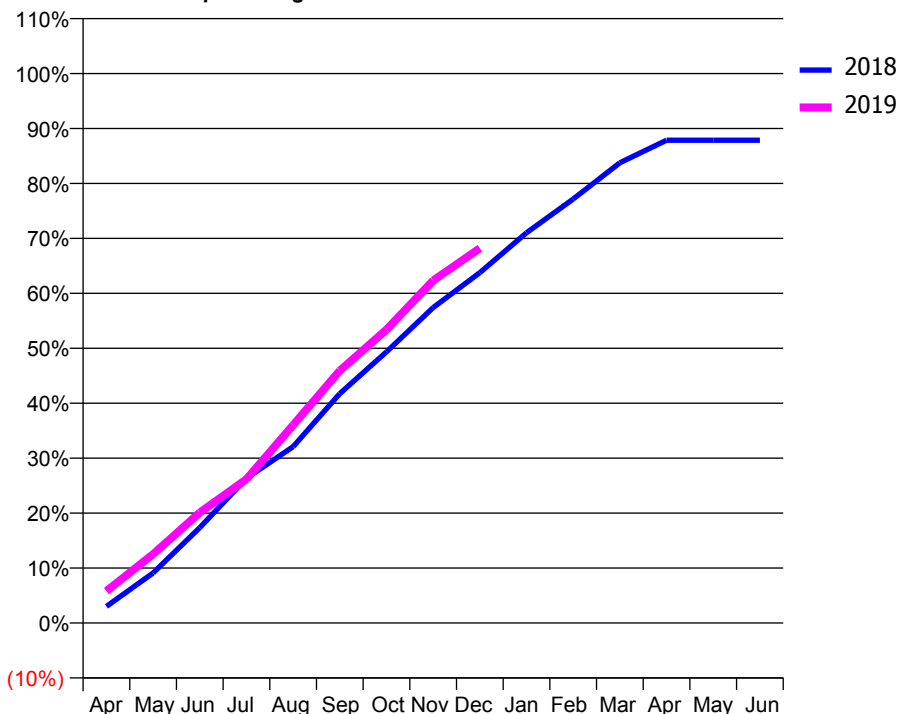
ACCESS*

Patients seen in 24 months	Total	Change since previous quarter
Quarter ending December 2017	1,185	
Quarter ending March 2018	1,220	↑
Quarter ending June 2018	1,257	↑
Quarter ending September 2018	1,298	↑
Quarter ending December 2018	1,322	→
Variance since December 2017	11.6%	↑



ACTIVITY

Cumulative percentage of contracted UDA delivered 2018 & 2019



Adjusted Scheduled Activity (UDA)

Month	2018	2019
April	148	284
May	446	613
June	851	984
July	1,290	1,282
August	1,572	1,763
September	2,044	2,248
October	2,416	2,614
November	2,811	3,051
December	3,122	3,339
January	3,477	
February	3,777	
March	4,101	
April	4,302	
May	4,302	
June	4,302	

QUALITY

	Quantity	Base Number	Contract	AT	Region	England
% of FP17s for the same patient ID Re-attending within 3 months - Children	183	1,145	16.0%	10.2%	12.3%	11.8%
% of FP17s for the same patient ID Re-attending within 3 months - Adults	94	624	15.1%	13.7%	15.8%	15.6%
% of FP17s for the same patient ID Re-attending between 3 & 9 months - Children	709	1,145	61.9%	61.5%	60.1%	58.8%
% of FP17s for the same patient ID Re-attending between 3 & 9 months - Adults	399	624	63.9%	55.3%	53.3%	51.0%
% of FP17s for Band 1 Urgent Courses	50	1,673	3.0%	7.9%	9.0%	9.0%
% of FP17s Relating to Free Repair or Replacements	0	1,673	0.0%	0.9%	1.0%	0.8%
% of FP17s Relating to Continuations	6	1,673	0.4%	0.9%	1.0%	0.9%
% of Patients satisfied with the dentistry they have received	0	0	N/A	91.5%	93.8%	93.2%
% of Patients satisfied with the time they had to wait for an appointment	0	0	N/A	86.9%	89.4%	88.3%

* This is based on patients treated on this contract for their most recent course of treatment. Figures in italics indicate the base number of FP17s or Patient Questionnaire responses are less than 100. N/A is shown where the base number of responses is less than 10 during the period. % is calculated as Quantity/Base number*100

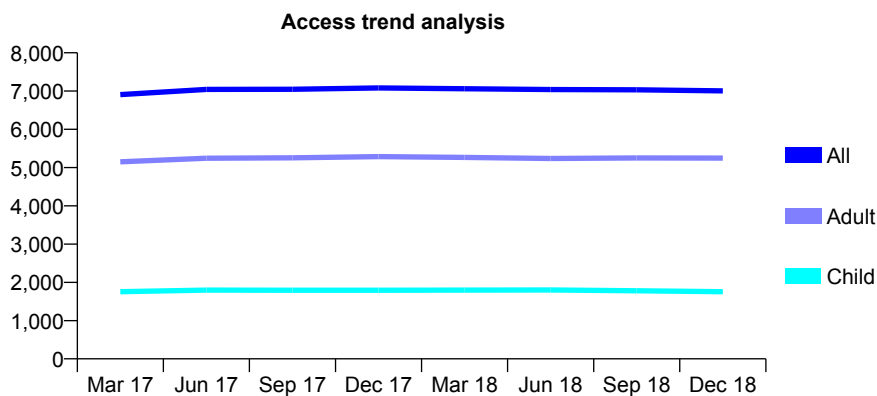
Q52 - Vital Signs At a Glance Contract Report for 224804/0001 - December 2018

Name or company name	MRS SJ WEBSTER
Contract type name	GDS Contract
Purpose of contract	General
Contract start date	01/04/2006
Contract end date	

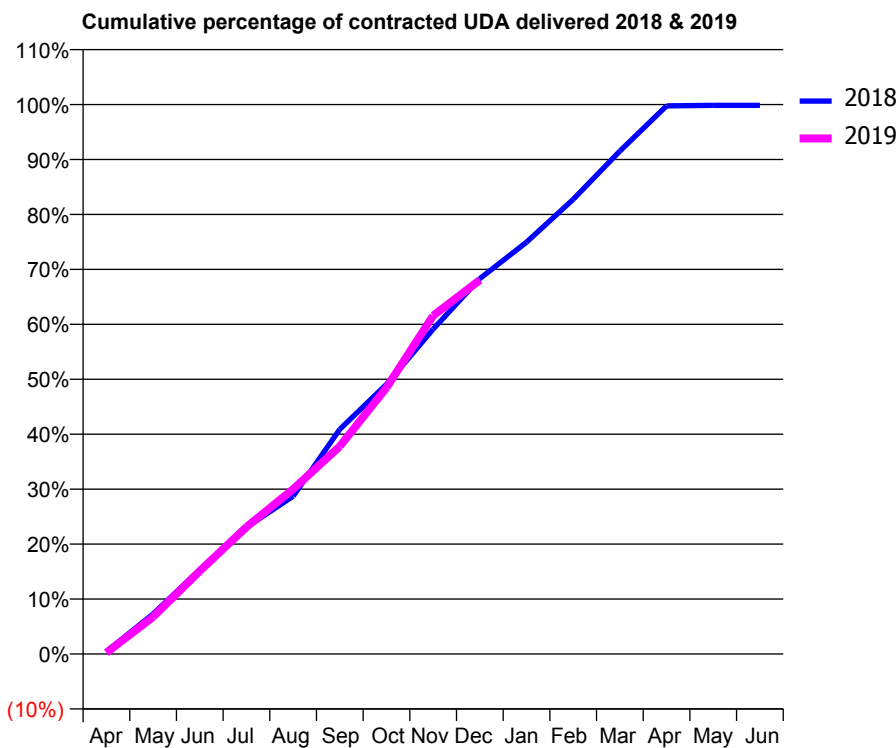
18/19 Contracted general activity (UDA)	19,900
Carry forward general activity (UDA)	30
18/19 Contracted orthodontic activity (UOA)	0
Carry forward orthodontic activity (UOA)	0
Baseline contract value	£604,414.65

ACCESS*

Patients seen in 24 months	Total	Change since previous quarter
Quarter ending December 2017	7,081	
Quarter ending March 2018	7,062	→
Quarter ending June 2018	7,039	→
Quarter ending September 2018	7,031	→
Quarter ending December 2018	7,005	→
Variance since December 2017	(1.1%)	↓



ACTIVITY



Month	Adjusted Scheduled Activity (UDA)	
	2018	2019
April	94	47
May	1,453	1,344
June	3,054	3,004
July	4,590	4,600
August	5,714	5,972
September	8,138	7,524
October	9,769	9,646
November	11,767	12,255
December	13,595	13,544
January	14,914	
February	16,467	
March	18,214	
April	19,851	
May	19,868	
June	19,870	

QUALITY

	Quantity	Base Number	Contract	AT	Region	England
% of FP17s for the same patient ID Re-attending within 3 months - Children	164	2,345	7.0%	10.2%	12.3%	11.8%
% of FP17s for the same patient ID Re-attending within 3 months - Adults	963	6,670	14.4%	13.7%	15.8%	15.6%
% of FP17s for the same patient ID Re-attending between 3 & 9 months - Children	1,691	2,345	72.1%	61.5%	60.1%	58.8%
% of FP17s for the same patient ID Re-attending between 3 & 9 months - Adults	4,332	6,670	64.9%	55.3%	53.3%	51.0%
% of FP17s for Band 1 Urgent Courses	367	8,120	4.5%	7.9%	9.0%	9.0%
% of FP17s Relating to Free Repair or Replacements	64	8,120	0.8%	0.9%	1.0%	0.8%
% of FP17s Relating to Continuations	38	8,120	0.5%	0.9%	1.0%	0.9%
% of Patients satisfied with the dentistry they have received	2	4	N/A	91.5%	93.8%	93.2%
% of Patients satisfied with the time they had to wait for an appointment	4	4	N/A	86.9%	89.4%	88.3%

* This is based on patients treated on this contract for their most recent course of treatment. Figures in italics indicate the base number of FP17s or Patient Questionnaire responses are less than 100. N/A is shown where the base number of responses is less than 10 during the period. % is calculated as Quantity/Base number*100

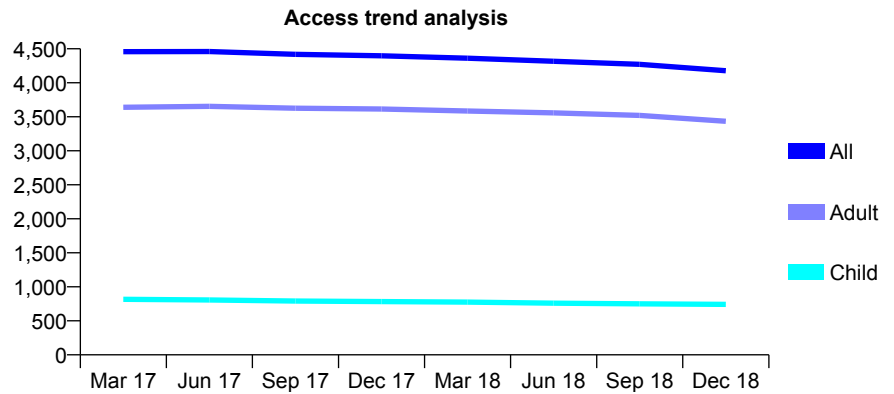
Q52 - Vital Signs At a Glance Contract Report for 224839/0001 - December 2018

Name or company name	Mr JD Alker & Mr JF Slater
Contract type name	GDS Contract
Purpose of contract	General
Contract start date	01/04/2006
Contract end date	

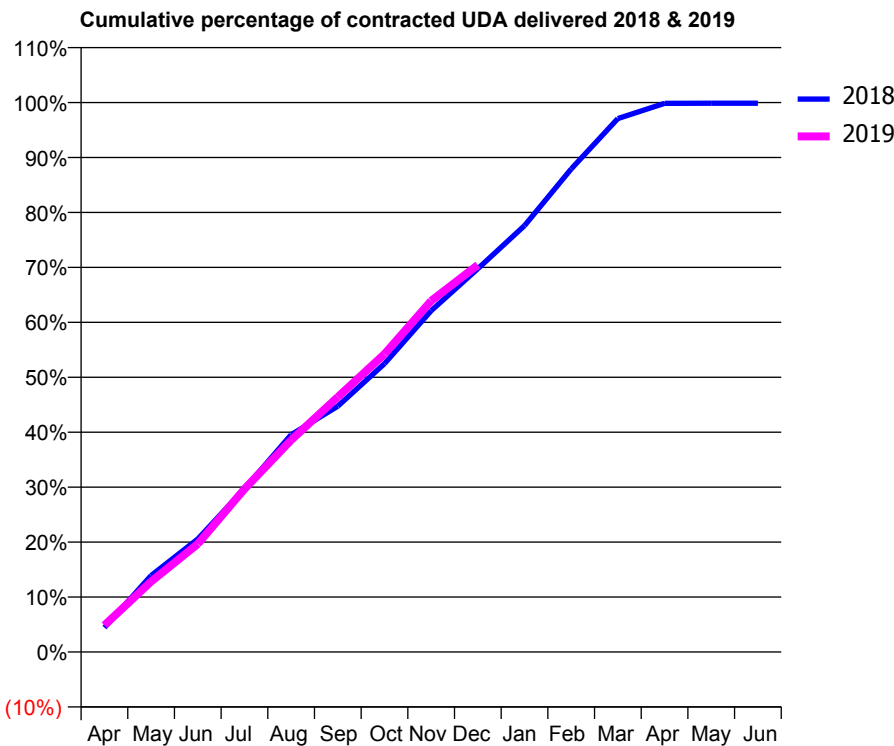
18/19 Contracted general activity (UDA)	14,253
Carry forward general activity (UDA)	-193
18/19 Contracted orthodontic activity (UOA)	0
Carry forward orthodontic activity (UOA)	0
Baseline contract value	£430,286.77

ACCESS*

Patients seen in 24 months	Total	Change since previous quarter
Quarter ending December 2017	4,397	
Quarter ending March 2018	4,361	→
Quarter ending June 2018	4,317	↓
Quarter ending September 2018	4,271	↓
Quarter ending December 2018	4,177	↓
Variance since December 2017	(5.0%)	↓



ACTIVITY



Month	Adjusted Scheduled Activity (UDA)	
	2018	2019
April	634	695
May	1,984	1,829
June	2,932	2,803
July	4,236	4,228
August	5,636	5,497
September	6,377	6,614
October	7,481	7,728
November	8,854	9,110
December	9,941	10,038
January	11,060	
February	12,531	
March	13,838	
April	14,232	
May	14,235	
June	14,235	

QUALITY

	Quantity	Base Number	Contract	AT	Region	England
% of FP17s for the same patient ID Re-attending within 3 months - Children	53	862	6.1%	10.2%	12.3%	11.8%
% of FP17s for the same patient ID Re-attending within 3 months - Adults	578	4,200	13.8%	13.7%	15.8%	15.6%
% of FP17s for the same patient ID Re-attending between 3 & 9 months - Children	556	862	64.5%	61.5%	60.1%	58.8%
% of FP17s for the same patient ID Re-attending between 3 & 9 months - Adults	2,950	4,200	70.2%	55.3%	53.3%	51.0%
% of FP17s for Band 1 Urgent Courses	187	4,880	3.8%	7.9%	9.0%	9.0%
% of FP17s Relating to Free Repair or Replacements	110	4,880	2.3%	0.9%	1.0%	0.8%
% of FP17s Relating to Continuations	58	4,880	1.2%	0.9%	1.0%	0.9%
% of Patients satisfied with the dentistry they have received	0	0	N/A	91.5%	93.8%	93.2%
% of Patients satisfied with the time they had to wait for an appointment	0	0	N/A	86.9%	89.4%	88.3%

* This is based on patients treated on this contract for their most recent course of treatment. Figures in italics indicate the base number of FP17s or Patient Questionnaire responses are less than 100. N/A is shown where the base number of responses is less than 10 during the period. % is calculated as Quantity/Base number*100

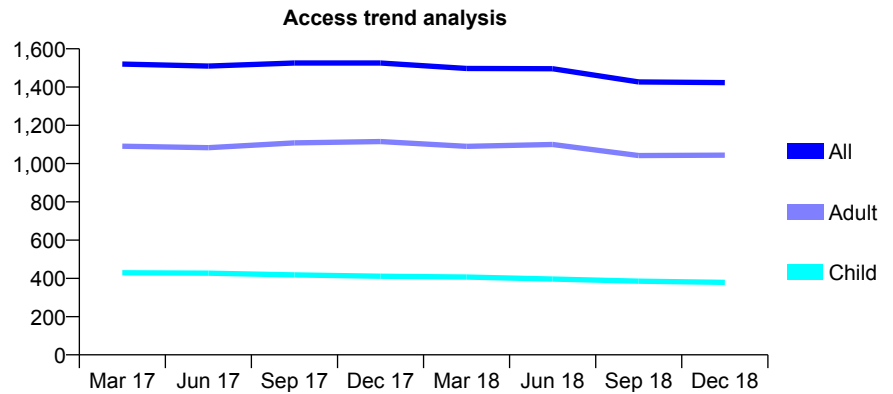
Q52 - Vital Signs At a Glance Contract Report for 228672/0001 - December 2018

Name or company name	MRS GI AUSTIN
Contract type name	GDS Contract
Purpose of contract	General
Contract start date	01/04/2006
Contract end date	

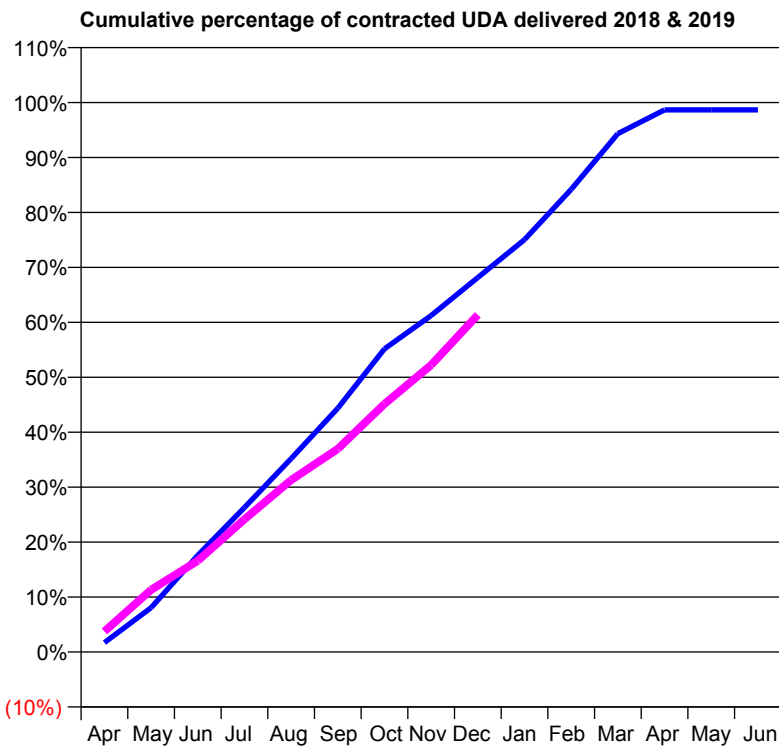
18/19 Contracted general activity (UDA)	5,297
Carry forward general activity (UDA)	71
18/19 Contracted orthodontic activity (UOA)	0
Carry forward orthodontic activity (UOA)	0
Baseline contract value	£151,953.37

ACCESS*

Patients seen in 24 months	Total	Change since previous quarter
Quarter ending December 2017	1,526	
Quarter ending March 2018	1,497	↓
Quarter ending June 2018	1,496	→
Quarter ending September 2018	1,427	↓
Quarter ending December 2018	1,423	→
Variance since December 2017	(6.7%)	↓



ACTIVITY



Month	Adjusted Scheduled Activity (UDA)	
	2018	2019
April	90	199
May	428	600
June	932	880
July	1,393	1,280
August	1,864	1,657
September	2,351	1,958
October	2,922	2,391
November	3,243	2,767
December	3,610	3,250
January	3,975	
February	4,459	
March	4,997	
April	5,226	
May	5,226	
June	5,226	

QUALITY

	Quantity	Base Number	Contract	AT	Region	England
% of FP17s for the same patient ID Re-attending within 3 months - Children	41	540	7.6%	10.2%	12.3%	11.8%
% of FP17s for the same patient ID Re-attending within 3 months - Adults	222	1,098	20.2%	13.7%	15.8%	15.6%
% of FP17s for the same patient ID Re-attending between 3 & 9 months - Children	436	540	80.7%	61.5%	60.1%	58.8%
% of FP17s for the same patient ID Re-attending between 3 & 9 months - Adults	579	1,098	52.7%	55.3%	53.3%	51.0%
% of FP17s for Band 1 Urgent Courses	23	1,549	1.5%	7.9%	9.0%	9.0%
% of FP17s Relating to Free Repair or Replacements	122	1,549	7.9%	0.9%	1.0%	0.8%
% of FP17s Relating to Continuations	42	1,549	2.7%	0.9%	1.0%	0.9%
% of Patients satisfied with the dentistry they have received	0	0	N/A	91.5%	93.8%	93.2%
% of Patients satisfied with the time they had to wait for an appointment	0	0	N/A	86.9%	89.4%	88.3%

* This is based on patients treated on this contract for their most recent course of treatment. Figures in italics indicate the base number of FP17s or Patient Questionnaire responses are less than 100. N/A is shown where the base number of responses is less than 10 during the period. % is calculated as Quantity/Base number*100

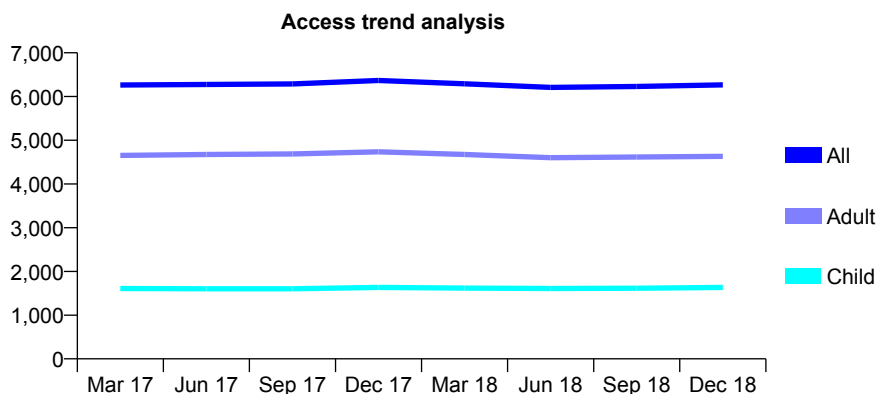
Q52 - Vital Signs At a Glance Contract Report for 230200/0001 - December 2018

Name or company name	MR SJ GARDNER
Contract type name	GDS Contract
Purpose of contract	General
Contract start date	01/04/2006
Contract end date	

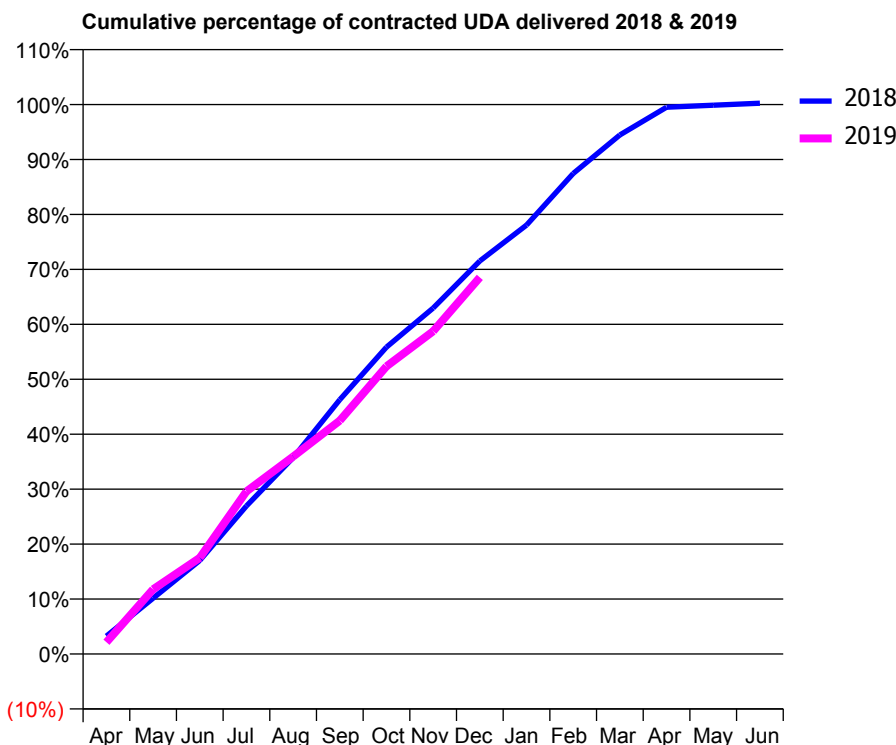
18/19 Contracted general activity (UDA)	17,700
Carry forward general activity (UDA)	-41
18/19 Contracted orthodontic activity (UOA)	0
Carry forward orthodontic activity (UOA)	0
Baseline contract value	£547,295.51

ACCESS*

Patients seen in 24 months	Total	Change since previous quarter
Quarter ending December 2017	6,368	
Quarter ending March 2018	6,291	↓
Quarter ending June 2018	6,209	↓
Quarter ending September 2018	6,231	→
Quarter ending December 2018	6,266	→
Variance since December 2017	(1.6%)	↓



ACTIVITY



Month	Adjusted Scheduled Activity (UDA)	
	2018	2019
April	576	380
May	1,797	2,086
June	3,015	3,099
July	4,771	5,236
August	6,326	6,357
September	8,192	7,521
October	9,885	9,269
November	11,143	10,397
December	12,659	12,133
January	13,814	
February	15,480	
March	16,718	
April	17,614	
May	17,676	
June	17,741	

QUALITY

	Quantity	Base Number	Contract	AT	Region	England
% of FP17s for the same patient ID Re-attending within 3 months - Children	151	1,662	9.1%	10.2%	12.3%	11.8%
% of FP17s for the same patient ID Re-attending within 3 months - Adults	1,179	5,673	20.8%	13.7%	15.8%	15.6%
% of FP17s for the same patient ID Re-attending between 3 & 9 months - Children	789	1,662	47.5%	61.5%	60.1%	58.8%
% of FP17s for the same patient ID Re-attending between 3 & 9 months - Adults	3,026	5,673	53.3%	55.3%	53.3%	51.0%
% of FP17s for Band 1 Urgent Courses	857	6,771	12.7%	7.9%	9.0%	9.0%
% of FP17s Relating to Free Repair or Replacements	107	6,771	1.6%	0.9%	1.0%	0.8%
% of FP17s Relating to Continuations	79	6,771	1.2%	0.9%	1.0%	0.9%
% of Patients satisfied with the dentistry they have received	2	2	N/A	91.5%	93.8%	93.2%
% of Patients satisfied with the time they had to wait for an appointment	2	2	N/A	86.9%	89.4%	88.3%

* This is based on patients treated on this contract for their most recent course of treatment. Figures in italics indicate the base number of FP17s or Patient Questionnaire responses are less than 100. N/A is shown where the base number of responses is less than 10 during the period. % is calculated as Quantity/Base number*100

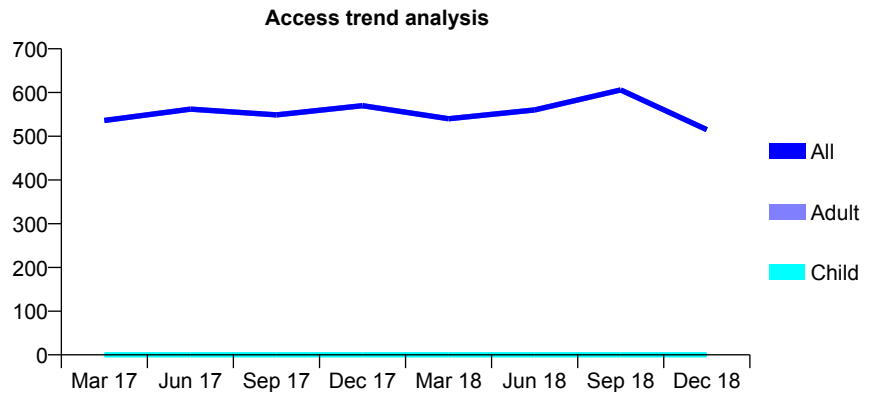
Q52 - Vital Signs At a Glance Contract Report for 230200/0002 - December 2018

Name or company name	MR SJ GARDNER
Contract type name	GDS Contract
Purpose of contract	General
Contract start date	01/04/2006
Contract end date	

18/19 Contracted general activity (UDA)	1,738
Carry forward general activity (UDA)	0
18/19 Contracted orthodontic activity (UOA)	0
Carry forward orthodontic activity (UOA)	0
Baseline contract value	£109,047.65

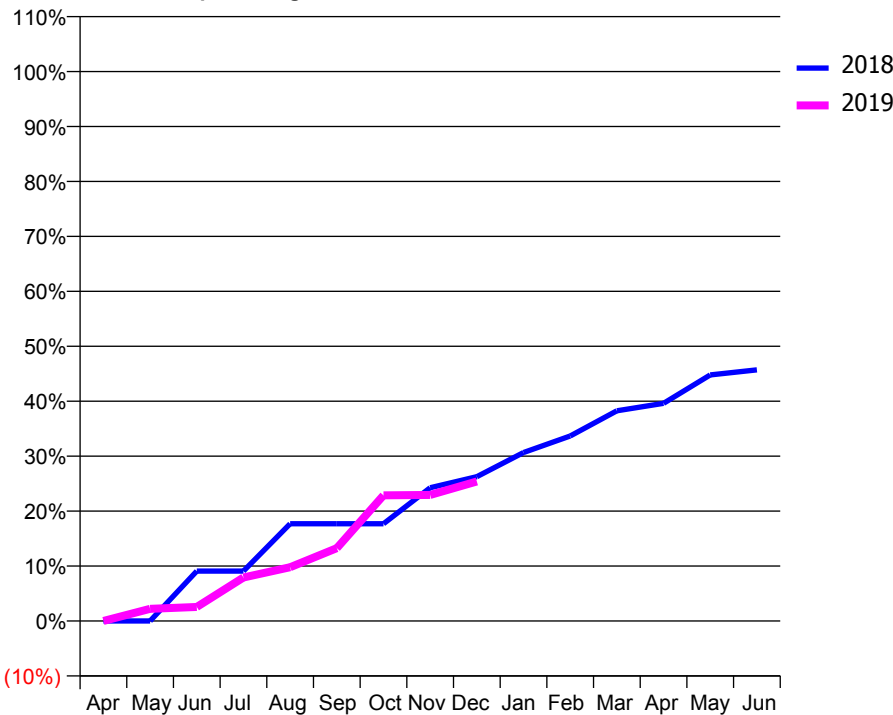
ACCESS*

Patients seen in 24 months	Total	Change since previous quarter
Quarter ending December 2017	570	
Quarter ending March 2018	540	↓
Quarter ending June 2018	560	↑
Quarter ending September 2018	606	↑
Quarter ending December 2018	515	↓
Variance since December 2017	(9.6%)	↓



ACTIVITY

Cumulative percentage of contracted UDA delivered 2018 & 2019



QUALITY

	Quantity	Base Number	Contract	AT	Region	England
% of FP17s for the same patient ID Re-attending within 3 months - Children	0	0	N/A	10.2%	12.3%	11.8%
% of FP17s for the same patient ID Re-attending within 3 months - Adults	8	274	2.9%	13.7%	15.8%	15.6%
% of FP17s for the same patient ID Re-attending between 3 & 9 months - Children	0	0	N/A	61.5%	60.1%	58.8%
% of FP17s for the same patient ID Re-attending between 3 & 9 months - Adults	23	274	8.4%	55.3%	53.3%	51.0%
% of FP17s for Band 1 Urgent Courses	134	183	73.2%	7.9%	9.0%	9.0%
% of FP17s Relating to Free Repair or Replacements	0	183	0.0%	0.9%	1.0%	0.8%
% of FP17s Relating to Continuations	0	183	0.0%	0.9%	1.0%	0.9%
% of Patients satisfied with the dentistry they have received	0	0	N/A	91.5%	93.8%	93.2%
% of Patients satisfied with the time they had to wait for an appointment	0	0	N/A	86.9%	89.4%	88.3%

* This is based on patients treated on this contract for their most recent course of treatment. Figures in italics indicate the base number of FP17s or Patient Questionnaire responses are less than 100. N/A is shown where the base number of responses is less than 10 during the period. % is calculated as Quantity/Base number*100

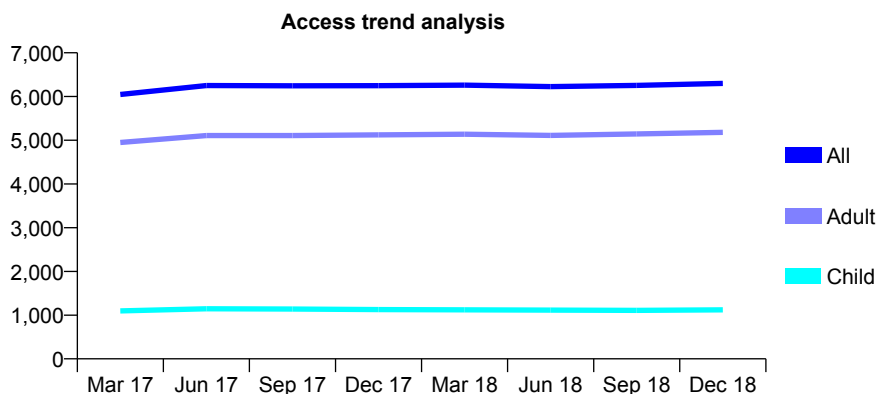
Q52 - Vital Signs At a Glance Contract Report for 231010/0001 - December 2018

Name or company name	MR WS MALACH
Contract type name	Pilot Contract
Purpose of contract	General
Contract start date	01/04/2006
Contract end date	31/03/2021

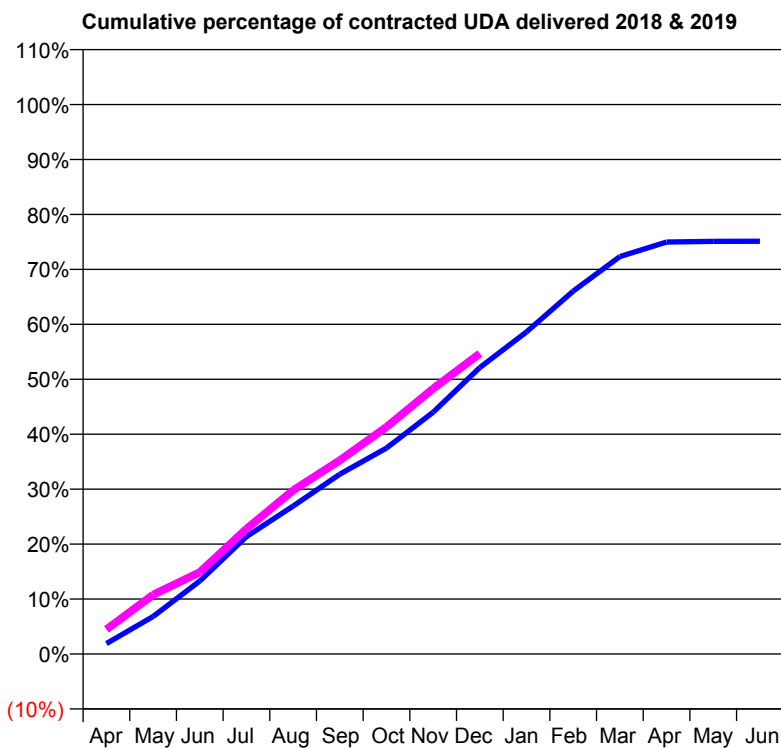
18/19 Contracted general activity (UDA)	21,490
Carry forward general activity (UDA)	0
18/19 Contracted orthodontic activity (UOA)	0
Carry forward orthodontic activity (UOA)	0
Baseline contract value	£642,102.04

ACCESS*

Patients seen in 24 months	Total	Change since previous quarter
Quarter ending December 2017	6,249	
Quarter ending March 2018	6,260	→
Quarter ending June 2018	6,226	→
Quarter ending September 2018	6,253	→
Quarter ending December 2018	6,301	→
Variance since December 2017	0.8%	→



ACTIVITY



Month	Adjusted Scheduled Activity (UDA)	
	2018	2019
April	411	963
May	1,470	2,318
June	2,853	3,199
July	4,593	4,894
August	5,786	6,399
September	7,033	7,577
October	8,053	8,877
November	9,457	10,380
December	11,203	11,754
January	12,596	
February	14,194	
March	15,543	
April	16,110	
May	16,140	
June	16,141	

QUALITY

	Quantity	Base Number	Contract	AT	Region	England
% of FP17s for the same patient ID Re-attending within 3 months - Children	147	1,358	10.8%	10.2%	12.3%	11.8%
% of FP17s for the same patient ID Re-attending within 3 months - Adults	697	5,391	12.9%	13.7%	15.8%	15.6%
% of FP17s for the same patient ID Re-attending between 3 & 9 months - Children	819	1,358	60.3%	61.5%	60.1%	58.8%
% of FP17s for the same patient ID Re-attending between 3 & 9 months - Adults	2,833	5,391	52.6%	55.3%	53.3%	51.0%
% of FP17s for Band 1 Urgent Courses	78	6,395	1.2%	7.9%	9.0%	9.0%
% of FP17s Relating to Free Repair or Replacements	107	6,395	1.7%	0.9%	1.0%	0.8%
% of FP17s Relating to Continuations	42	6,395	0.7%	0.9%	1.0%	0.9%
% of Patients satisfied with the dentistry they have received	2	3	N/A	91.5%	93.8%	93.2%
% of Patients satisfied with the time they had to wait for an appointment	2	3	N/A	86.9%	89.4%	88.3%

* This is based on patients treated on this contract for their most recent course of treatment. Figures in italics indicate the base number of FP17s or Patient Questionnaire responses are less than 100. N/A is shown where the base number of responses is less than 10 during the period. % is calculated as Quantity/Base number*100

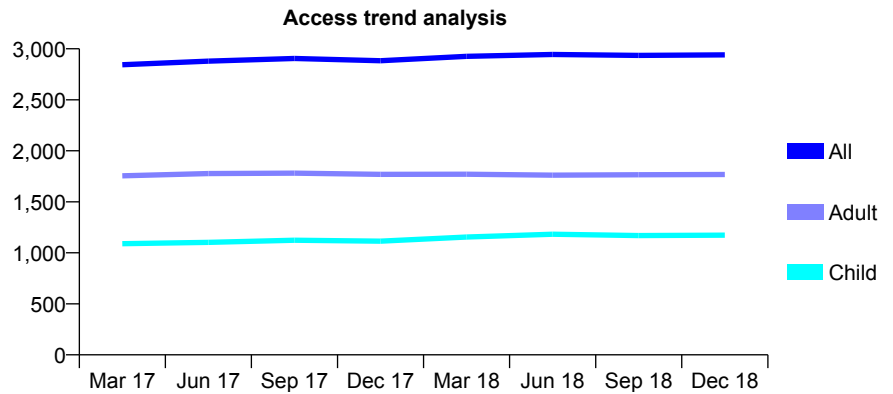
Q52 - Vital Signs At a Glance Contract Report for 233013/0003 - December 2018

Name or company name	MR IS BOYD
Contract type name	GDS Contract
Purpose of contract	General
Contract start date	01/07/2009
Contract end date	

18/19 Contracted general activity (UDA)	8,600
Carry forward general activity (UDA)	-172
18/19 Contracted orthodontic activity (UOA)	0
Carry forward orthodontic activity (UOA)	0
Baseline contract value	£272,553.84

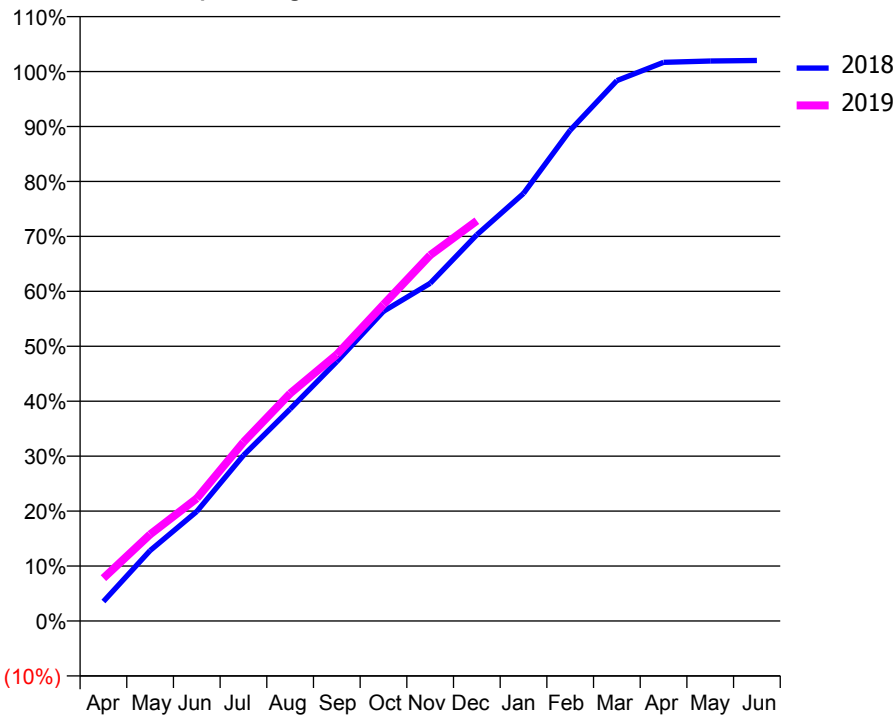
ACCESS*

Patients seen in 24 months	Total	Change since previous quarter
Quarter ending December 2017	2,883	
Quarter ending March 2018	2,926	→
Quarter ending June 2018	2,945	→
Quarter ending September 2018	2,935	→
Quarter ending December 2018	2,941	→
Variance since December 2017	2.0%	↑



ACTIVITY

Cumulative percentage of contracted UDA delivered 2018 & 2019



Month	Adjusted Scheduled Activity (UDA)	
	2018	2019
April	306	671
May	1,102	1,356
June	1,715	1,920
July	2,593	2,800
August	3,316	3,561
September	4,059	4,171
October	4,846	4,953
November	5,285	5,726
December	6,045	6,264
January	6,692	
February	7,682	
March	8,458	
April	8,744	
May	8,765	
June	8,772	

QUALITY

	Quantity	Base Number	Contract	AT	Region	England
% of FP17s for the same patient ID Re-attending within 3 months - Children	54	1,375	3.9%	10.2%	12.3%	11.8%
% of FP17s for the same patient ID Re-attending within 3 months - Adults	374	2,439	15.3%	13.7%	15.8%	15.6%
% of FP17s for the same patient ID Re-attending between 3 & 9 months - Children	990	1,375	72.0%	61.5%	60.1%	58.8%
% of FP17s for the same patient ID Re-attending between 3 & 9 months - Adults	1,803	2,439	73.9%	55.3%	53.3%	51.0%
% of FP17s for Band 1 Urgent Courses	135	3,640	3.7%	7.9%	9.0%	9.0%
% of FP17s Relating to Free Repair or Replacements	15	3,640	0.4%	0.9%	1.0%	0.8%
% of FP17s Relating to Continuations	27	3,640	0.7%	0.9%	1.0%	0.9%
% of Patients satisfied with the dentistry they have received	2	2	N/A	91.5%	93.8%	93.2%
% of Patients satisfied with the time they had to wait for an appointment	2	2	N/A	86.9%	89.4%	88.3%

* This is based on patients treated on this contract for their most recent course of treatment. Figures in italics indicate the base number of FP17s or Patient Questionnaire responses are less than 100. N/A is shown where the base number of responses is less than 10 during the period. % is calculated as Quantity/Base number*100

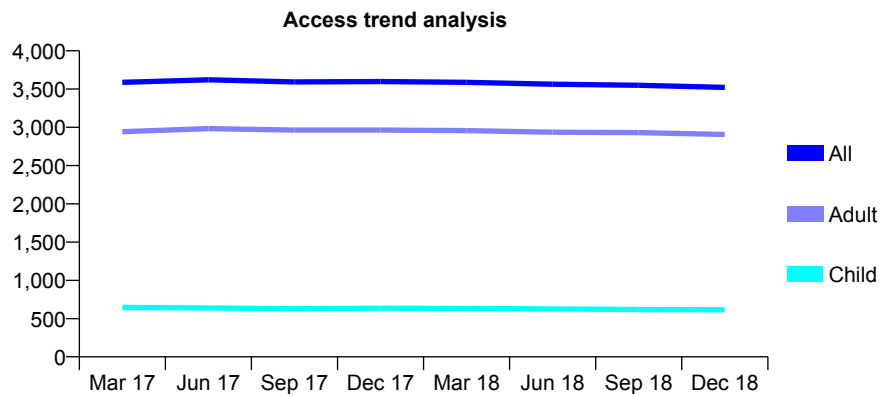
Q52 - Vital Signs At a Glance Contract Report for 235989/0001 - December 2018

Name or company name	MR MJ CLARKE
Contract type name	GDS Contract
Purpose of contract	General
Contract start date	01/04/2006
Contract end date	

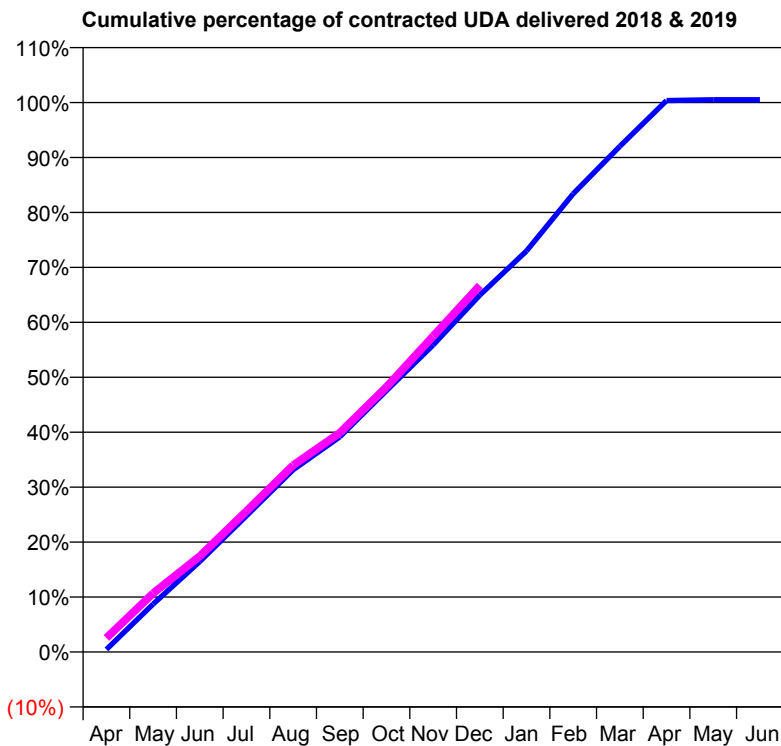
18/19 Contracted general activity (UDA)	10,826
Carry forward general activity (UDA)	-55
18/19 Contracted orthodontic activity (UOA)	0
Carry forward orthodontic activity (UOA)	0
Baseline contract value	£296,900.16

ACCESS*

Patients seen in 24 months	Total	Change since previous quarter
Quarter ending December 2017	3,598	
Quarter ending March 2018	3,587	→
Quarter ending June 2018	3,563	→
Quarter ending September 2018	3,549	→
Quarter ending December 2018	3,522	→
Variance since December 2017	(2.1%)	↓



ACTIVITY



Month	Adjusted Scheduled Activity (UDA)	
	2018	2019
April	50	277
May	944	1,158
June	1,782	1,888
July	2,684	2,775
August	3,590	3,680
September	4,240	4,319
October	5,150	5,221
November	6,050	6,221
December	7,032	7,222
January	7,901	
February	9,029	
March	9,964	
April	10,865	
May	10,881	
June	10,881	

QUALITY

	Quantity	Base Number	Contract	AT	Region	England
% of FP17s for the same patient ID Re-attending within 3 months - Children	35	706	5.0%	10.2%	12.3%	11.8%
% of FP17s for the same patient ID Re-attending within 3 months - Adults	610	3,451	17.7%	13.7%	15.8%	15.6%
% of FP17s for the same patient ID Re-attending between 3 & 9 months - Children	458	706	64.9%	61.5%	60.1%	58.8%
% of FP17s for the same patient ID Re-attending between 3 & 9 months - Adults	1,930	3,451	55.9%	55.3%	53.3%	51.0%
% of FP17s for Band 1 Urgent Courses	188	3,794	5.0%	7.9%	9.0%	9.0%
% of FP17s Relating to Free Repair or Replacements	30	3,794	0.8%	0.9%	1.0%	0.8%
% of FP17s Relating to Continuations	133	3,794	3.5%	0.9%	1.0%	0.9%
% of Patients satisfied with the dentistry they have received	2	2	N/A	91.5%	93.8%	93.2%
% of Patients satisfied with the time they had to wait for an appointment	2	2	N/A	86.9%	89.4%	88.3%

* This is based on patients treated on this contract for their most recent course of treatment. Figures in italics indicate the base number of FP17s or Patient Questionnaire responses are less than 100. N/A is shown where the base number of responses is less than 10 during the period. % is calculated as Quantity/Base number*100

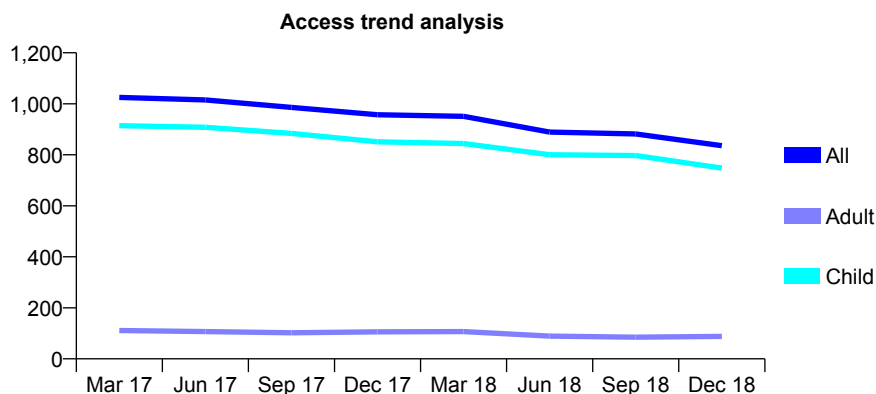
Q52 - Vital Signs At a Glance Contract Report for 237787/0001 - December 2018

Name or company name	MRS PK GREWAL
Contract type name	GDS Contract
Purpose of contract	General
Contract start date	01/04/2006
Contract end date	

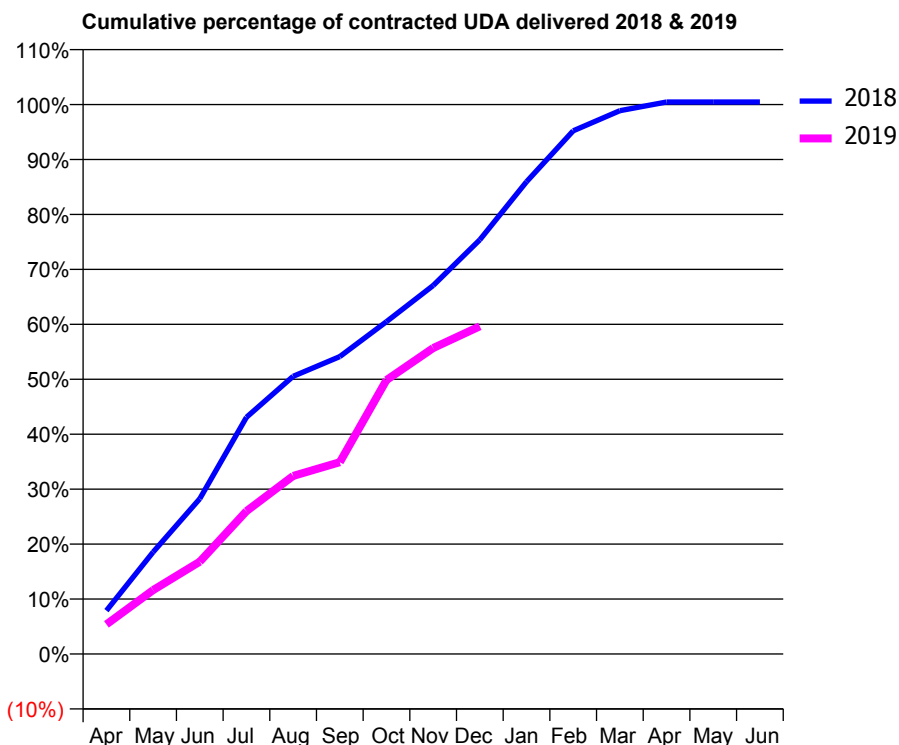
18/19 Contracted general activity (UDA)	1,790
Carry forward general activity (UDA)	-8
18/19 Contracted orthodontic activity (UOA)	0
Carry forward orthodontic activity (UOA)	0
Baseline contract value	£40,431.16

ACCESS*

Patients seen in 24 months	Total	Change since previous quarter
Quarter ending December 2017	957	
Quarter ending March 2018	951	→
Quarter ending June 2018	889	↓
Quarter ending September 2018	882	→
Quarter ending December 2018	836	↓
Variance since December 2017	(12.6%)	↓



ACTIVITY



Month	Adjusted Scheduled Activity (UDA)	
	2018	2019
April	141	97
May	332	208
June	506	301
July	771	465
August	904	580
September	969	625
October	1,083	893
November	1,200	997
December	1,349	1,068
January	1,538	
February	1,704	
March	1,770	
April	1,798	
May	1,798	
June	1,798	

QUALITY

	Quantity	Base Number	Contract	AT	Region	England
% of FP17s for the same patient ID Re-attending within 3 months - Children	58	899	6.5%	10.2%	12.3%	11.8%
% of FP17s for the same patient ID Re-attending within 3 months - Adults	2	33	6.1%	13.7%	15.8%	15.6%
% of FP17s for the same patient ID Re-attending between 3 & 9 months - Children	646	899	71.9%	61.5%	60.1%	58.8%
% of FP17s for the same patient ID Re-attending between 3 & 9 months - Adults	26	33	78.8%	55.3%	53.3%	51.0%
% of FP17s for Band 1 Urgent Courses	35	906	3.9%	7.9%	9.0%	9.0%
% of FP17s Relating to Free Repair or Replacements	0	906	0.0%	0.9%	1.0%	0.8%
% of FP17s Relating to Continuations	0	906	0.0%	0.9%	1.0%	0.9%
% of Patients satisfied with the dentistry they have received	0	0	N/A	91.5%	93.8%	93.2%
% of Patients satisfied with the time they had to wait for an appointment	0	0	N/A	86.9%	89.4%	88.3%

* This is based on patients treated on this contract for their most recent course of treatment. Figures in italics indicate the base number of FP17s or Patient Questionnaire responses are less than 100. N/A is shown where the base number of responses is less than 10 during the period. % is calculated as Quantity/Base number*100

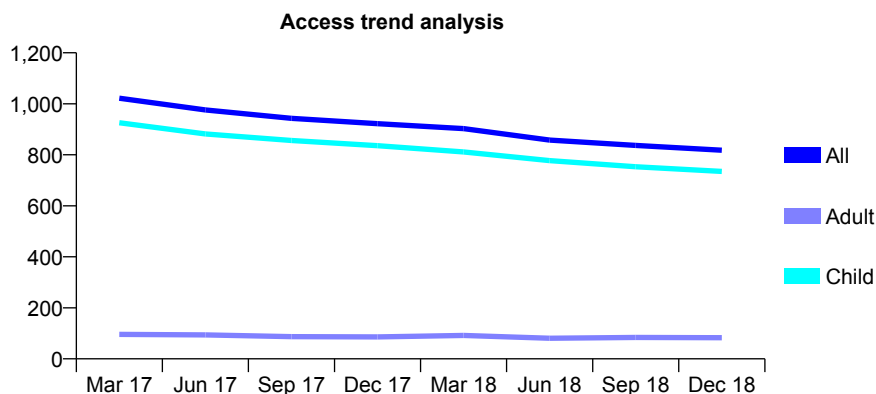
Q52 - Vital Signs At a Glance Contract Report for 239224/0001 - December 2018

Name or company name	MRS SJ JARDINE
Contract type name	GDS Contract
Purpose of contract	General
Contract start date	01/04/2006
Contract end date	

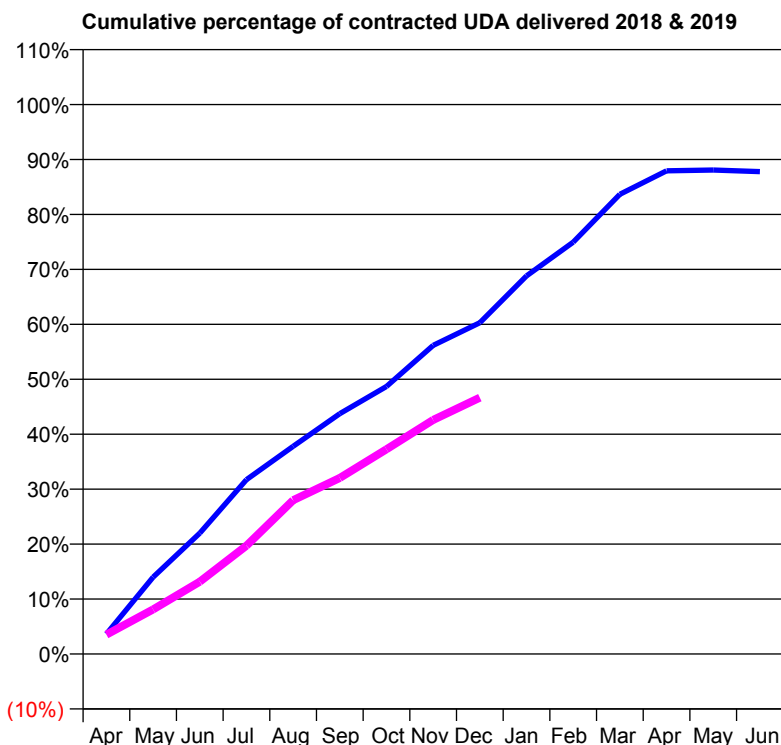
18/19 Contracted general activity (UDA)	2,200
Carry forward general activity (UDA)	0
18/19 Contracted orthodontic activity (UOA)	0
Carry forward orthodontic activity (UOA)	0
Baseline contract value	£48,266.79

ACCESS*

Patients seen in 24 months	Total	Change since previous quarter
Quarter ending December 2017	922	
Quarter ending March 2018	903	↓
Quarter ending June 2018	858	↓
Quarter ending September 2018	837	↓
Quarter ending December 2018	818	↓
Variance since December 2017	(11.3%)	↓



ACTIVITY



Month	Adjusted Scheduled Activity (UDA)	
	2018	2019
April	81	78
May	308	179
June	484	290
July	698	434
August	831	616
September	962	705
October	1,071	820
November	1,235	937
December	1,327	1,026
January	1,514	
February	1,649	
March	1,841	
April	1,935	
May	1,938	
June	1,931	

QUALITY

	Quantity	Base Number	Contract	AT	Region	England
% of FP17s for the same patient ID Re-attending within 3 months - Children	85	918	9.3%	10.2%	12.3%	11.8%
% of FP17s for the same patient ID Re-attending within 3 months - Adults	0	0	N/A	13.7%	15.8%	15.6%
% of FP17s for the same patient ID Re-attending between 3 & 9 months - Children	666	918	72.5%	61.5%	60.1%	58.8%
% of FP17s for the same patient ID Re-attending between 3 & 9 months - Adults	0	0	N/A	55.3%	53.3%	51.0%
% of FP17s for Band 1 Urgent Courses	18	844	2.1%	7.9%	9.0%	9.0%
% of FP17s Relating to Free Repair or Replacements	0	844	0.0%	0.9%	1.0%	0.8%
% of FP17s Relating to Continuations	0	844	0.0%	0.9%	1.0%	0.9%
% of Patients satisfied with the dentistry they have received	0	0	N/A	91.5%	93.8%	93.2%
% of Patients satisfied with the time they had to wait for an appointment	0	0	N/A	86.9%	89.4%	88.3%

* This is based on patients treated on this contract for their most recent course of treatment. Figures in italics indicate the base number of FP17s or Patient Questionnaire responses are less than 100. N/A is shown where the base number of responses is less than 10 during the period. % is calculated as Quantity/Base number*100

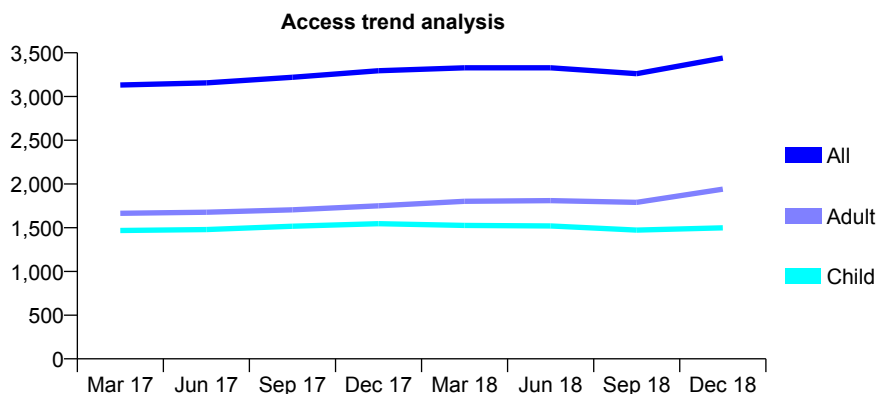
Q52 - Vital Signs At a Glance Contract Report for 250619/0001 - December 2018

Name or company name	MR SH BASHIR
Contract type name	PDS Contract
Purpose of contract	General
Contract start date	01/04/2006
Contract end date	31/03/2021

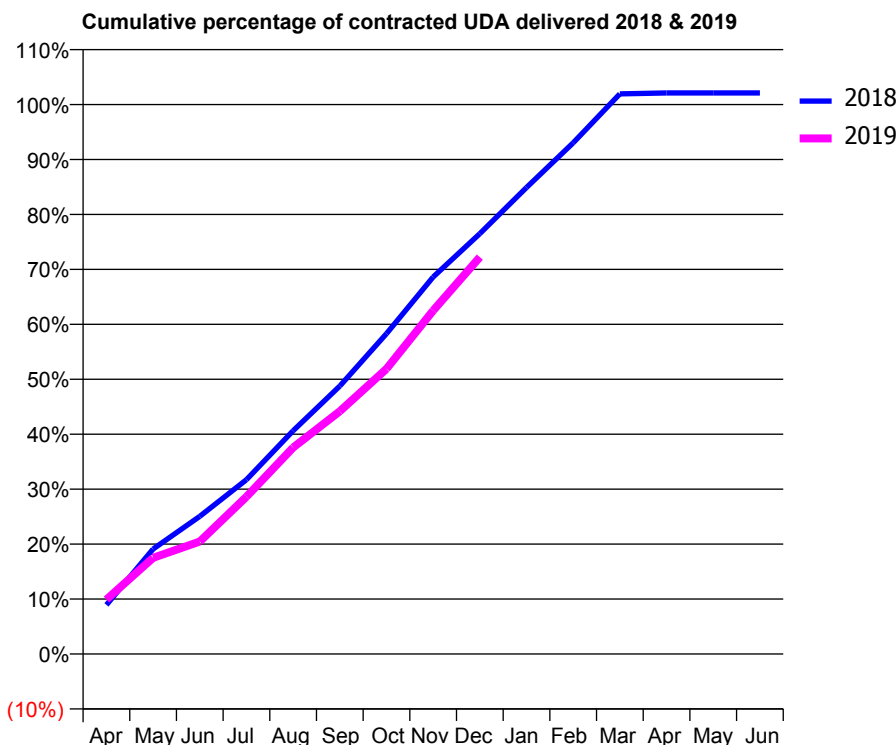
18/19 Contracted general activity (UDA)	8,413
Carry forward general activity (UDA)	-168
18/19 Contracted orthodontic activity (UOA)	0
Carry forward orthodontic activity (UOA)	0
Baseline contract value	£229,513.24

ACCESS*

Patients seen in 24 months	Total	Change since previous quarter
Quarter ending December 2017	3,295	
Quarter ending March 2018	3,328	→
Quarter ending June 2018	3,328	→
Quarter ending September 2018	3,262	↓
Quarter ending December 2018	3,439	↑
Variance since December 2017	4.4%	↑



ACTIVITY



Adjusted Scheduled Activity (UDA)		
Month	2018	2019
April	753	834
May	1,608	1,473
June	2,107	1,721
July	2,669	2,408
August	3,418	3,161
September	4,102	3,716
October	4,905	4,366
November	5,772	5,259
December	6,436	6,077
January	7,143	
February	7,827	
March	8,575	
April	8,590	
May	8,590	
June	8,590	

QUALITY

	Quantity	Base Number	Contract	AT	Region	England
% of FP17s for the same patient ID Re-attending within 3 months - Children	47	1,778	2.6%	10.2%	12.3%	11.8%
% of FP17s for the same patient ID Re-attending within 3 months - Adults	180	1,950	9.2%	13.7%	15.8%	15.6%
% of FP17s for the same patient ID Re-attending between 3 & 9 months - Children	1,297	1,778	72.9%	61.5%	60.1%	58.8%
% of FP17s for the same patient ID Re-attending between 3 & 9 months - Adults	1,198	1,950	61.4%	55.3%	53.3%	51.0%
% of FP17s for Band 1 Urgent Courses	92	3,715	2.5%	7.9%	9.0%	9.0%
% of FP17s Relating to Free Repair or Replacements	15	3,715	0.4%	0.9%	1.0%	0.8%
% of FP17s Relating to Continuations	12	3,715	0.3%	0.9%	1.0%	0.9%
% of Patients satisfied with the dentistry they have received	0	0	N/A	91.5%	93.8%	93.2%
% of Patients satisfied with the time they had to wait for an appointment	0	0	N/A	86.9%	89.4%	88.3%

* This is based on patients treated on this contract for their most recent course of treatment. Figures in italics indicate the base number of FP17s or Patient Questionnaire responses are less than 100. N/A is shown where the base number of responses is less than 10 during the period. % is calculated as Quantity/Base number*100

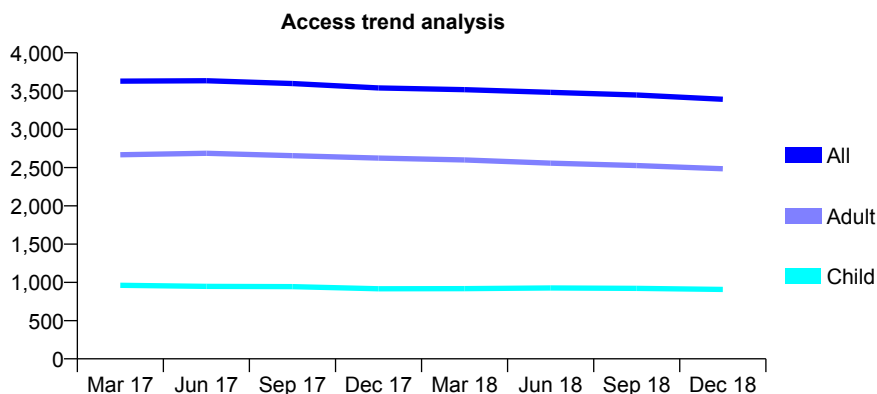
Q52 - Vital Signs At a Glance Contract Report for 263095/0001 - December 2018

Name or company name	MISS F SHAKOOR
Contract type name	GDS Contract
Purpose of contract	General
Contract start date	01/05/2012
Contract end date	

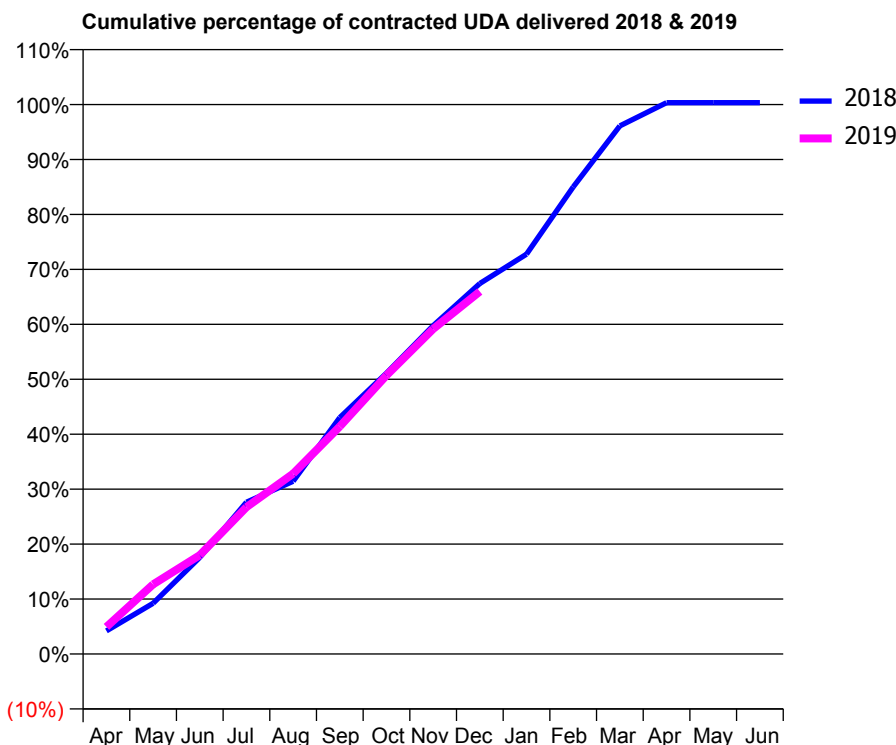
18/19 Contracted general activity (UDA)	11,600
Carry forward general activity (UDA)	-39
18/19 Contracted orthodontic activity (UOA)	0
Carry forward orthodontic activity (UOA)	0
Baseline contract value	£375,119.50

ACCESS*

Patients seen in 24 months	Total	Change since previous quarter
Quarter ending December 2017	3,540	
Quarter ending March 2018	3,518	→
Quarter ending June 2018	3,484	→
Quarter ending September 2018	3,449	↓
Quarter ending December 2018	3,392	↓
Variance since December 2017	(4.2%)	↓



ACTIVITY



Month	Adjusted Scheduled Activity (UDA)	
	2018	2019
April	488	573
May	1,071	1,471
June	2,040	2,087
July	3,206	3,100
August	3,646	3,808
September	4,992	4,803
October	5,930	5,882
November	6,931	6,860
December	7,820	7,653
January	8,442	
February	9,860	
March	11,148	
April	11,639	
May	11,639	
June	11,639	

QUALITY

	Quantity	Base Number	Contract	AT	Region	England
% of FP17s for the same patient ID Re-attending within 3 months - Children	36	1,103	3.3%	10.2%	12.3%	11.8%
% of FP17s for the same patient ID Re-attending within 3 months - Adults	317	2,958	10.7%	13.7%	15.8%	15.6%
% of FP17s for the same patient ID Re-attending between 3 & 9 months - Children	778	1,103	70.5%	61.5%	60.1%	58.8%
% of FP17s for the same patient ID Re-attending between 3 & 9 months - Adults	2,167	2,958	73.3%	55.3%	53.3%	51.0%
% of FP17s for Band 1 Urgent Courses	108	3,902	2.8%	7.9%	9.0%	9.0%
% of FP17s Relating to Free Repair or Replacements	27	3,902	0.7%	0.9%	1.0%	0.8%
% of FP17s Relating to Continuations	52	3,902	1.3%	0.9%	1.0%	0.9%
% of Patients satisfied with the dentistry they have received	2	3	N/A	91.5%	93.8%	93.2%
% of Patients satisfied with the time they had to wait for an appointment	2	3	N/A	86.9%	89.4%	88.3%

* This is based on patients treated on this contract for their most recent course of treatment. Figures in italics indicate the base number of FP17s or Patient Questionnaire responses are less than 100. N/A is shown where the base number of responses is less than 10 during the period. % is calculated as Quantity/Base number*100

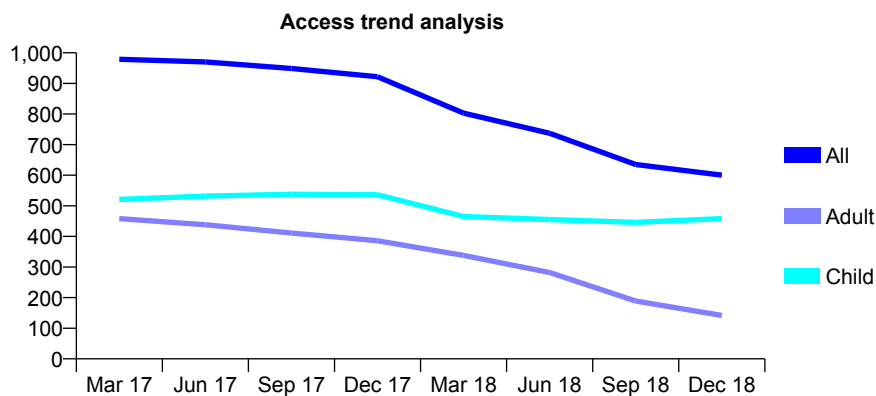
Q52 - Vital Signs At a Glance Contract Report for 269794/0001 - December 2018

Name or company name	MR MP BROWN
Contract type name	GDS Contract
Purpose of contract	General
Contract start date	02/02/2009
Contract end date	

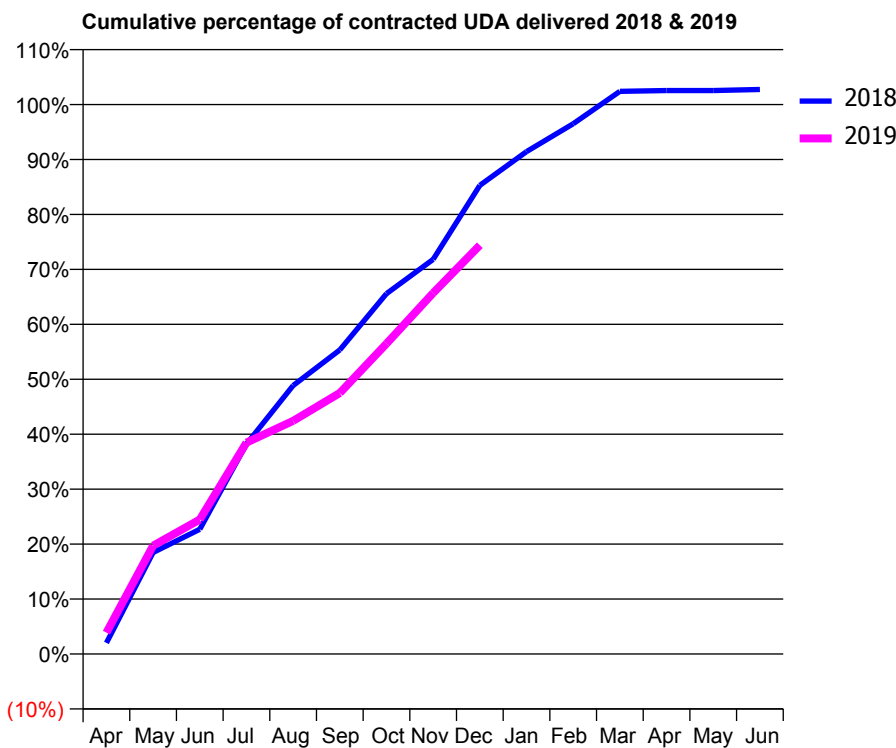
18/19 Contracted general activity (UDA)	1,436
Carry forward general activity (UDA)	-29
18/19 Contracted orthodontic activity (UOA)	0
Carry forward orthodontic activity (UOA)	0
Baseline contract value	£49,806.63

ACCESS*

Patients seen in 24 months	Total	Change since previous quarter
Quarter ending December 2017	922	
Quarter ending March 2018	803	↓
Quarter ending June 2018	737	↓
Quarter ending September 2018	635	↓
Quarter ending December 2018	600	↓
Variance since December 2017	(34.9%)	↓



ACTIVITY



Month	Adjusted Scheduled Activity (UDA)	
	2018	2019
April	29	56
May	265	283
June	326	351
July	549	553
August	702	609
September	795	682
October	942	811
November	1,031	944
December	1,225	1,068
January	1,313	
February	1,386	
March	1,470	
April	1,472	
May	1,472	
June	1,475	

QUALITY

	Quantity	Base Number	Contract	AT	Region	England
% of FP17s for the same patient ID Re-attending within 3 months - Children	33	602	5.5%	10.2%	12.3%	11.8%
% of FP17s for the same patient ID Re-attending within 3 months - Adults	7	112	6.3%	13.7%	15.8%	15.6%
% of FP17s for the same patient ID Re-attending between 3 & 9 months - Children	410	602	68.1%	61.5%	60.1%	58.8%
% of FP17s for the same patient ID Re-attending between 3 & 9 months - Adults	76	112	67.9%	55.3%	53.3%	51.0%
% of FP17s for Band 1 Urgent Courses	22	710	3.1%	7.9%	9.0%	9.0%
% of FP17s Relating to Free Repair or Replacements	0	710	0.0%	0.9%	1.0%	0.8%
% of FP17s Relating to Continuations	3	710	0.4%	0.9%	1.0%	0.9%
% of Patients satisfied with the dentistry they have received	1	1	N/A	91.5%	93.8%	93.2%
% of Patients satisfied with the time they had to wait for an appointment	1	1	N/A	86.9%	89.4%	88.3%

* This is based on patients treated on this contract for their most recent course of treatment. Figures in italics indicate the base number of FP17s or Patient Questionnaire responses are less than 100. N/A is shown where the base number of responses is less than 10 during the period. % is calculated as Quantity/Base number*100

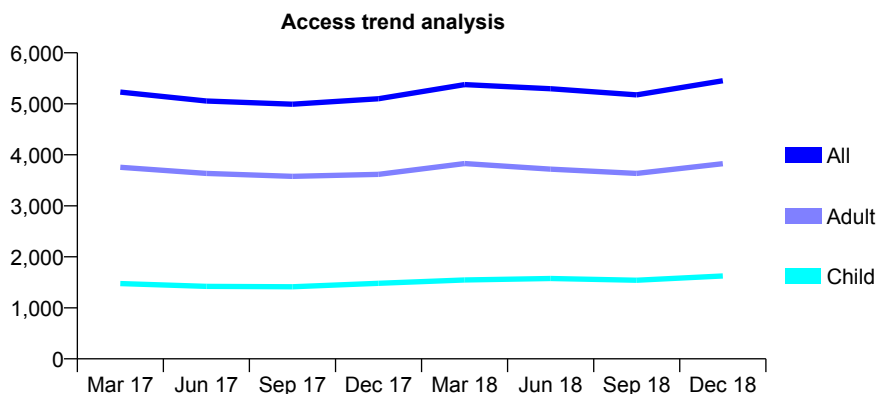
Q52 - Vital Signs At a Glance Contract Report for 269883/0002 - December 2018

Name or company name	MR MA MANZOOR
Contract type name	GDS Contract
Purpose of contract	General
Contract start date	01/12/2012
Contract end date	

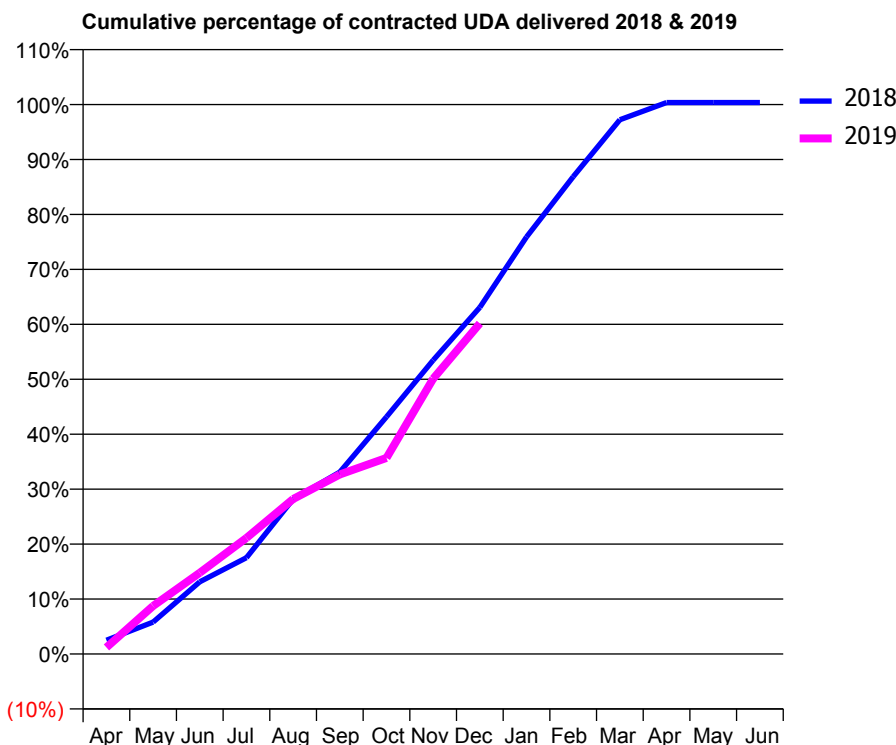
18/19 Contracted general activity (UDA)	17,225
Carry forward general activity (UDA)	-62
18/19 Contracted orthodontic activity (UOA)	0
Carry forward orthodontic activity (UOA)	0
Baseline contract value	£476,361.03

ACCESS*

Patients seen in 24 months	Total	Change since previous quarter
Quarter ending December 2017	5,099	
Quarter ending March 2018	5,377	↑
Quarter ending June 2018	5,296	↓
Quarter ending September 2018	5,176	↓
Quarter ending December 2018	5,452	↑
Variance since December 2017	6.9%	↑



ACTIVITY



Month	Adjusted Scheduled Activity (UDA)	
	2018	2019
April	432	205
May	1,002	1,506
June	2,262	2,547
July	3,020	3,640
August	4,855	4,857
September	5,704	5,630
October	7,432	6,148
November	9,211	8,630
December	10,867	10,366
January	13,074	
February	14,960	
March	16,747	
April	17,286	
May	17,287	
June	17,287	

QUALITY

	Quantity	Base Number	Contract	AT	Region	England
% of FP17s for the same patient ID Re-attending within 3 months - Children	123	1,813	6.8%	10.2%	12.3%	11.8%
% of FP17s for the same patient ID Re-attending within 3 months - Adults	437	3,866	11.3%	13.7%	15.8%	15.6%
% of FP17s for the same patient ID Re-attending between 3 & 9 months - Children	1,122	1,813	61.9%	61.5%	60.1%	58.8%
% of FP17s for the same patient ID Re-attending between 3 & 9 months - Adults	2,445	3,866	63.2%	55.3%	53.3%	51.0%
% of FP17s for Band 1 Urgent Courses	334	5,438	6.1%	7.9%	9.0%	9.0%
% of FP17s Relating to Free Repair or Replacements	33	5,438	0.6%	0.9%	1.0%	0.8%
% of FP17s Relating to Continuations	7	5,438	0.1%	0.9%	1.0%	0.9%
% of Patients satisfied with the dentistry they have received	0	0	N/A	91.5%	93.8%	93.2%
% of Patients satisfied with the time they had to wait for an appointment	0	0	N/A	86.9%	89.4%	88.3%

* This is based on patients treated on this contract for their most recent course of treatment. Figures in italics indicate the base number of FP17s or Patient Questionnaire responses are less than 100. N/A is shown where the base number of responses is less than 10 during the period. % is calculated as Quantity/Base number*100

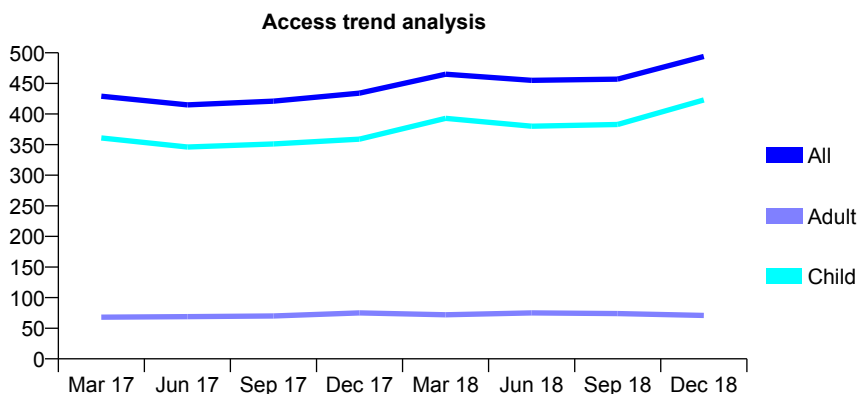
Q52 - Vital Signs At a Glance Contract Report for 271209/0001 - December 2018

Name or company name	MR PJ MOORE
Contract type name	GDS Contract
Purpose of contract	General
Contract start date	15/09/2006
Contract end date	

18/19 Contracted general activity (UDA)	806
Carry forward general activity (UDA)	6
18/19 Contracted orthodontic activity (UOA)	0
Carry forward orthodontic activity (UOA)	0
Baseline contract value	£24,665.43

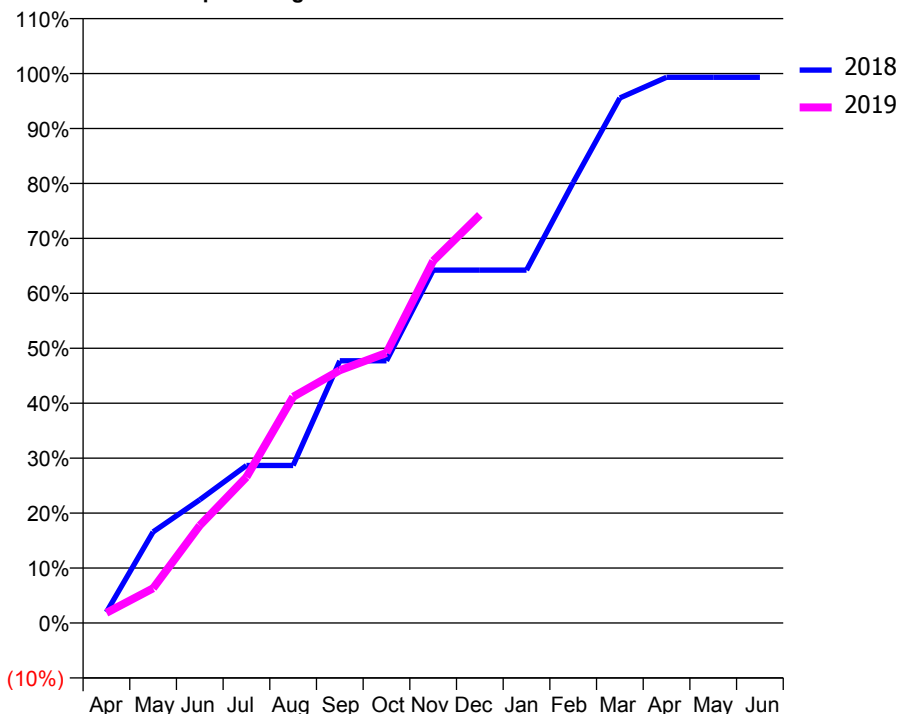
ACCESS*

Patients seen in 24 months	Total	Change since previous quarter
Quarter ending December 2017	434	
Quarter ending March 2018	465	↑
Quarter ending June 2018	455	↓
Quarter ending September 2018	457	→
Quarter ending December 2018	494	↑
Variance since December 2017	13.8%	↑



ACTIVITY

Cumulative percentage of contracted UDA delivered 2018 & 2019



Month	Adjusted Scheduled Activity (UDA)	
	2018	2019
April	16	15
May	134	51
June	181	143
July	231	214
August	231	332
September	385	371
October	385	396
November	518	531
December	518	599
January	518	
February	646	
March	770	
April	800	
May	800	
June	800	

QUALITY

	Quantity	Base Number	Contract	AT	Region	England
% of FP17s for the same patient ID Re-attending within 3 months - Children	23	467	4.9%	10.2%	12.3%	11.8%
% of FP17s for the same patient ID Re-attending within 3 months - Adults	1	32	3.1%	13.7%	15.8%	15.6%
% of FP17s for the same patient ID Re-attending between 3 & 9 months - Children	187	467	40.0%	61.5%	60.1%	58.8%
% of FP17s for the same patient ID Re-attending between 3 & 9 months - Adults	15	32	46.9%	55.3%	53.3%	51.0%
% of FP17s for Band 1 Urgent Courses	23	471	4.9%	7.9%	9.0%	9.0%
% of FP17s Relating to Free Repair or Replacements	0	471	0.0%	0.9%	1.0%	0.8%
% of FP17s Relating to Continuations	0	471	0.0%	0.9%	1.0%	0.9%
% of Patients satisfied with the dentistry they have received	0	0	N/A	91.5%	93.8%	93.2%
% of Patients satisfied with the time they had to wait for an appointment	0	0	N/A	86.9%	89.4%	88.3%

* This is based on patients treated on this contract for their most recent course of treatment. Figures in italics indicate the base number of FP17s or Patient Questionnaire responses are less than 100. N/A is shown where the base number of responses is less than 10 during the period. % is calculated as Quantity/Base number*100

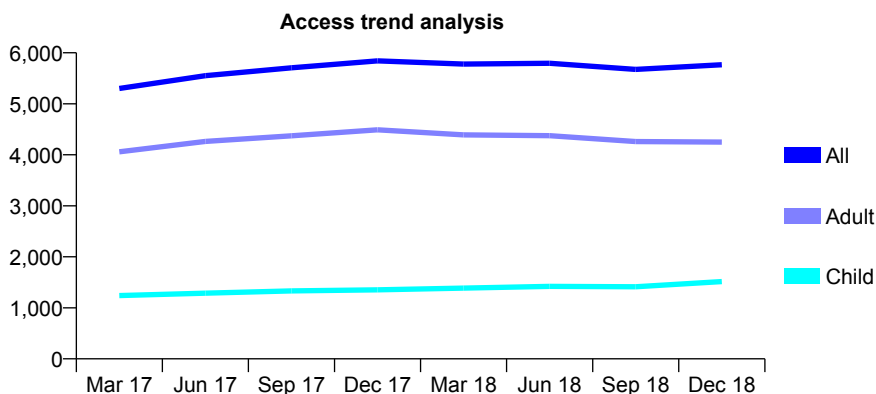
Q52 - Vital Signs At a Glance Contract Report for 305359/0001 - December 2018

Name or company name	Whingate Dental Care
Contract type name	GDS Contract
Purpose of contract	General
Contract start date	01/04/2006
Contract end date	

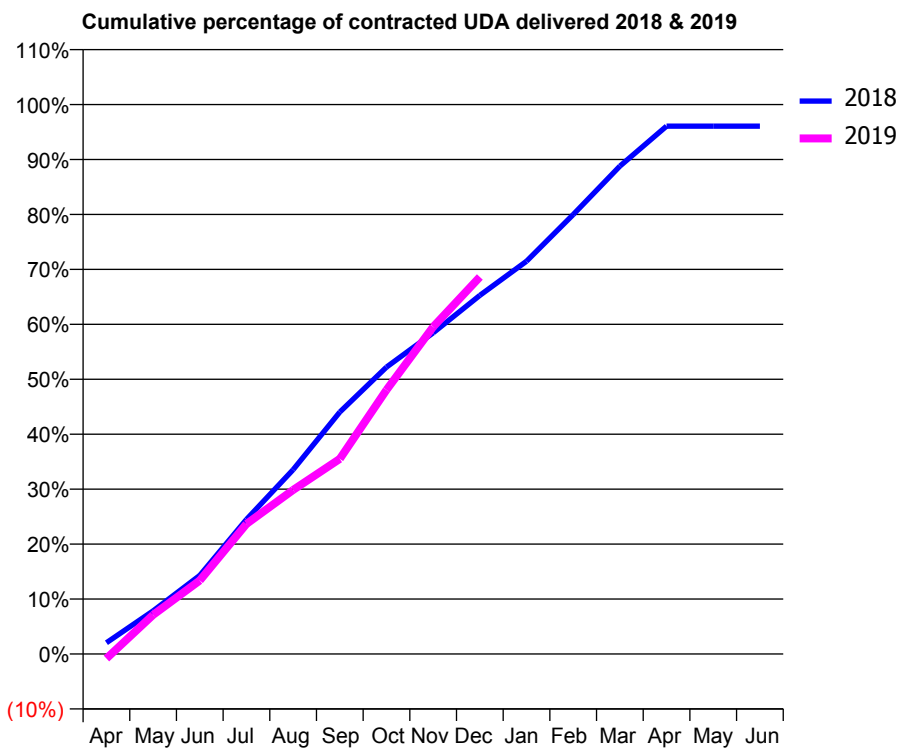
18/19 Contracted general activity (UDA)	19,060
Carry forward general activity (UDA)	751
18/19 Contracted orthodontic activity (UOA)	0
Carry forward orthodontic activity (UOA)	0
Baseline contract value	£557,659.02

ACCESS*

Patients seen in 24 months	Total	Change since previous quarter
Quarter ending December 2017	5,841	
Quarter ending March 2018	5,780	↓
Quarter ending June 2018	5,796	→
Quarter ending September 2018	5,674	↓
Quarter ending December 2018	5,765	→
Variance since December 2017	(1.3%)	↓



ACTIVITY



Month	Adjusted Scheduled Activity (UDA)	
	2018	2019
April	393	-161
May	1,494	1,359
June	2,728	2,550
July	4,669	4,512
August	6,393	5,692
September	8,390	6,768
October	9,953	9,161
November	11,140	11,350
December	12,441	13,079
January	13,623	
February	15,241	
March	16,924	
April	18,309	
May	18,309	
June	18,309	

QUALITY

	Quantity	Base Number	Contract	AT	Region	England
% of FP17s for the same patient ID Re-attending within 3 months - Children	158	1,858	8.5%	10.2%	12.3%	11.8%
% of FP17s for the same patient ID Re-attending within 3 months - Adults	681	4,826	14.1%	13.7%	15.8%	15.6%
% of FP17s for the same patient ID Re-attending between 3 & 9 months - Children	1,028	1,858	55.3%	61.5%	60.1%	58.8%
% of FP17s for the same patient ID Re-attending between 3 & 9 months - Adults	2,705	4,826	56.1%	55.3%	53.3%	51.0%
% of FP17s for Band 1 Urgent Courses	367	6,149	6.0%	7.9%	9.0%	9.0%
% of FP17s Relating to Free Repair or Replacements	76	6,149	1.2%	0.9%	1.0%	0.8%
% of FP17s Relating to Continuations	151	6,149	2.5%	0.9%	1.0%	0.9%
% of Patients satisfied with the dentistry they have received	3	4	N/A	91.5%	93.8%	93.2%
% of Patients satisfied with the time they had to wait for an appointment	4	4	N/A	86.9%	89.4%	88.3%

* This is based on patients treated on this contract for their most recent course of treatment. Figures in italics indicate the base number of FP17s or Patient Questionnaire responses are less than 100. N/A is shown where the base number of responses is less than 10 during the period. % is calculated as Quantity/Base number*100

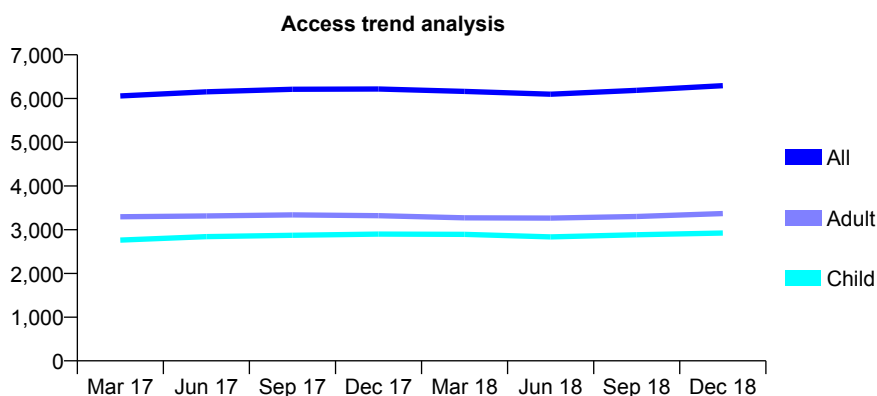
Q52 - Vital Signs At a Glance Contract Report for 306231/0003 - December 2018

Name or company name	MR KS HUNJAN
Contract type name	PDS Contract
Purpose of contract	General
Contract start date	01/04/2006
Contract end date	31/03/2021

18/19 Contracted general activity (UDA)	15,382
Carry forward general activity (UDA)	-308
18/19 Contracted orthodontic activity (UOA)	0
Carry forward orthodontic activity (UOA)	0
Baseline contract value	£551,136.97

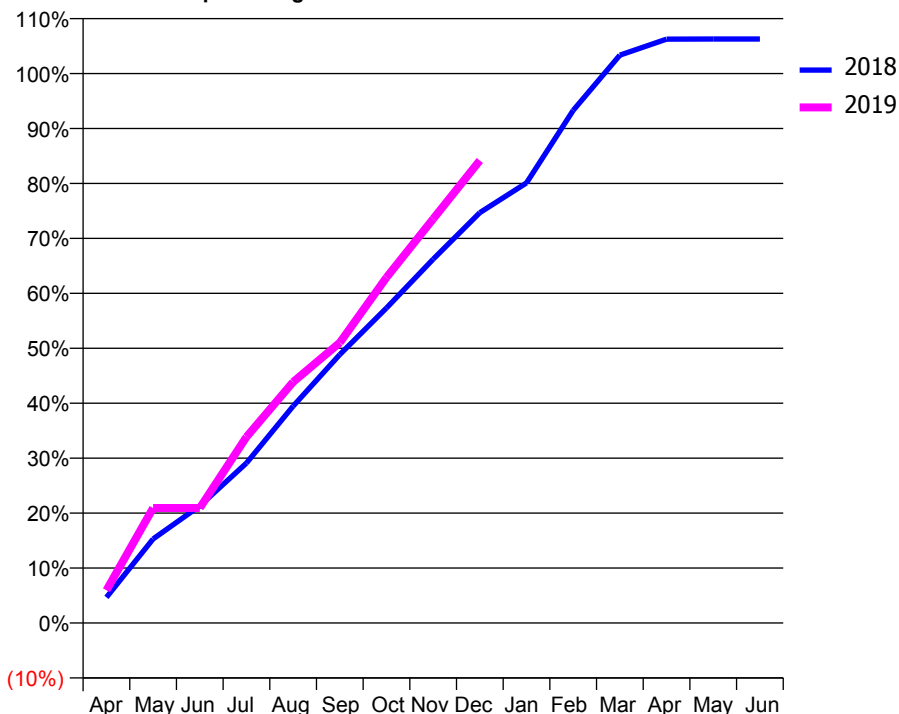
ACCESS*

Patients seen in 24 months	Total	Change since previous quarter
Quarter ending December 2017	6,219	
Quarter ending March 2018	6,162	→
Quarter ending June 2018	6,099	↓
Quarter ending September 2018	6,186	→
Quarter ending December 2018	6,293	→
Variance since December 2017	1.2%	→



ACTIVITY

Cumulative percentage of contracted UDA delivered 2018 & 2019



Month	Adjusted Scheduled Activity (UDA)	
	2018	2019
April	720	918
May	2,354	3,221
June	3,279	3,221
July	4,476	5,209
August	6,070	6,745
September	7,517	7,848
October	8,818	9,673
November	10,186	11,311
December	11,486	12,946
January	12,320	
February	14,350	
March	15,895	
April	16,343	
May	16,349	
June	16,349	

QUALITY

	Quantity	Base Number	Contract	AT	Region	England
% of FP17s for the same patient ID Re-attending within 3 months - Children	115	3,876	3.0%	10.2%	12.3%	11.8%
% of FP17s for the same patient ID Re-attending within 3 months - Adults	333	4,146	8.0%	13.7%	15.8%	15.6%
% of FP17s for the same patient ID Re-attending between 3 & 9 months - Children	2,713	3,876	70.0%	61.5%	60.1%	58.8%
% of FP17s for the same patient ID Re-attending between 3 & 9 months - Adults	2,588	4,146	62.4%	55.3%	53.3%	51.0%
% of FP17s for Band 1 Urgent Courses	333	7,711	4.3%	7.9%	9.0%	9.0%
% of FP17s Relating to Free Repair or Replacements	14	7,711	0.2%	0.9%	1.0%	0.8%
% of FP17s Relating to Continuations	49	7,711	0.6%	0.9%	1.0%	0.9%
% of Patients satisfied with the dentistry they have received	1	1	N/A	91.5%	93.8%	93.2%
% of Patients satisfied with the time they had to wait for an appointment	1	1	N/A	86.9%	89.4%	88.3%

* This is based on patients treated on this contract for their most recent course of treatment. Figures in italics indicate the base number of FP17s or Patient Questionnaire responses are less than 100. N/A is shown where the base number of responses is less than 10 during the period. % is calculated as Quantity/Base number*100

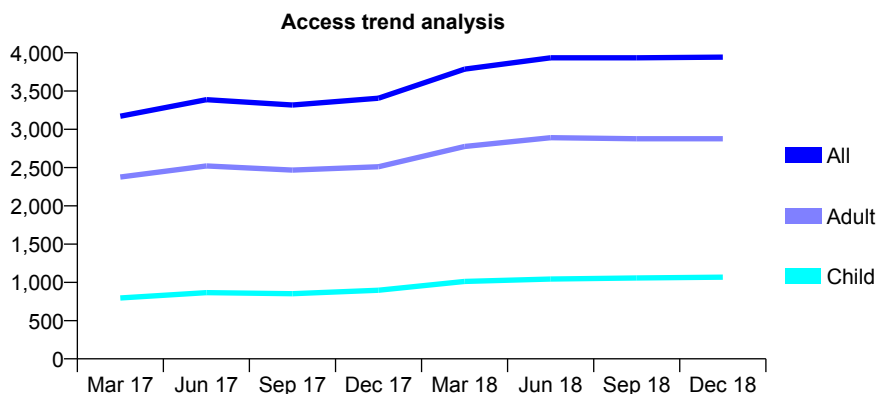
Q52 - Vital Signs At a Glance Contract Report for 318760/0001 - December 2018

Name or company name	MR A HUSSAIN
Contract type name	GDS Contract
Purpose of contract	General
Contract start date	01/04/2006
Contract end date	

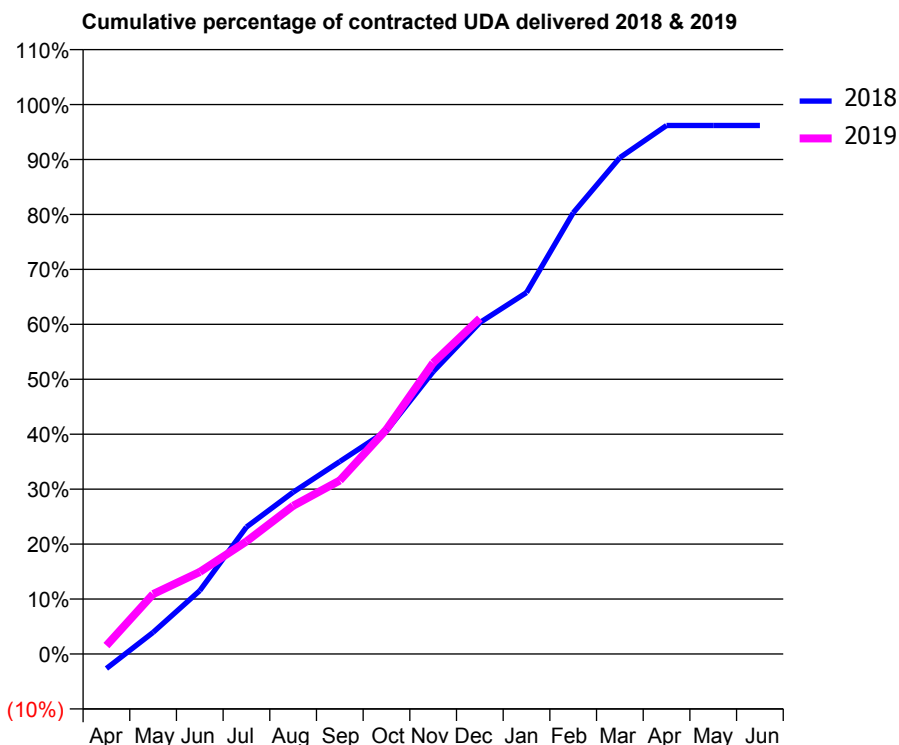
18/19 Contracted general activity (UDA)	11,280
Carry forward general activity (UDA)	432
18/19 Contracted orthodontic activity (UOA)	0
Carry forward orthodontic activity (UOA)	0
Baseline contract value	£368,269.52

ACCESS*

Patients seen in 24 months	Total	Change since previous quarter
Quarter ending December 2017	3,406	
Quarter ending March 2018	3,787	↑
Quarter ending June 2018	3,934	↑
Quarter ending September 2018	3,934	→
Quarter ending December 2018	3,944	→
Variance since December 2017	15.8%	↑



ACTIVITY



Month	Adjusted Scheduled Activity (UDA)	
	2018	2019
April	-299	173
May	444	1,231
June	1,302	1,684
July	2,608	2,312
August	3,321	3,041
September	3,952	3,562
October	4,581	4,610
November	5,797	5,978
December	6,804	6,889
January	7,421	
February	9,056	
March	10,190	
April	10,848	
May	10,848	
June	10,848	

QUALITY

	Quantity	Base Number	Contract	AT	Region	England
% of FP17s for the same patient ID Re-attending within 3 months - Children	80	1,100	7.3%	10.2%	12.3%	11.8%
% of FP17s for the same patient ID Re-attending within 3 months - Adults	406	2,915	13.9%	13.7%	15.8%	15.6%
% of FP17s for the same patient ID Re-attending between 3 & 9 months - Children	657	1,100	59.7%	61.5%	60.1%	58.8%
% of FP17s for the same patient ID Re-attending between 3 & 9 months - Adults	1,719	2,915	59.0%	55.3%	53.3%	51.0%
% of FP17s for Band 1 Urgent Courses	396	3,790	10.4%	7.9%	9.0%	9.0%
% of FP17s Relating to Free Repair or Replacements	48	3,790	1.3%	0.9%	1.0%	0.8%
% of FP17s Relating to Continuations	33	3,790	0.9%	0.9%	1.0%	0.9%
% of Patients satisfied with the dentistry they have received	0	1	N/A	91.5%	93.8%	93.2%
% of Patients satisfied with the time they had to wait for an appointment	0	1	N/A	86.9%	89.4%	88.3%

* This is based on patients treated on this contract for their most recent course of treatment. Figures in italics indicate the base number of FP17s or Patient Questionnaire responses are less than 100. N/A is shown where the base number of responses is less than 10 during the period. % is calculated as Quantity/Base number*100

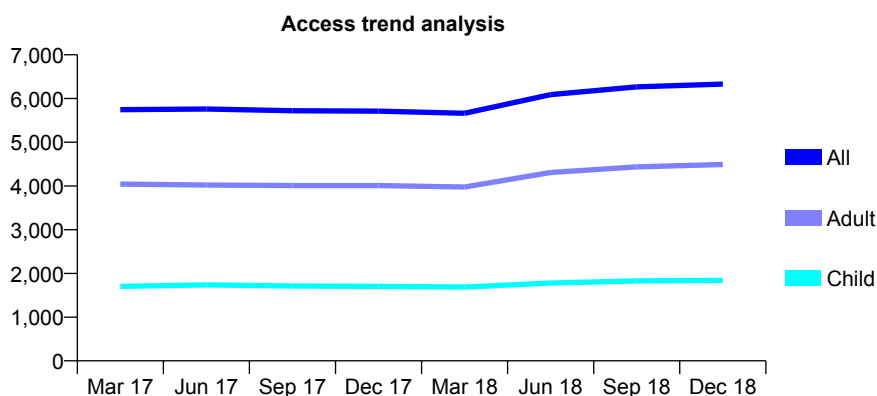
Q52 - Vital Signs At a Glance Contract Report for 318809/0001 - December 2018

Name or company name	Marker & Associates Dental Practice
Contract type name	GDS Contract
Purpose of contract	General
Contract start date	01/04/2006
Contract end date	

18/19 Contracted general activity (UDA)	19,000
Carry forward general activity (UDA)	0
18/19 Contracted orthodontic activity (UOA)	0
Carry forward orthodontic activity (UOA)	0
Baseline contract value	£613,342.81

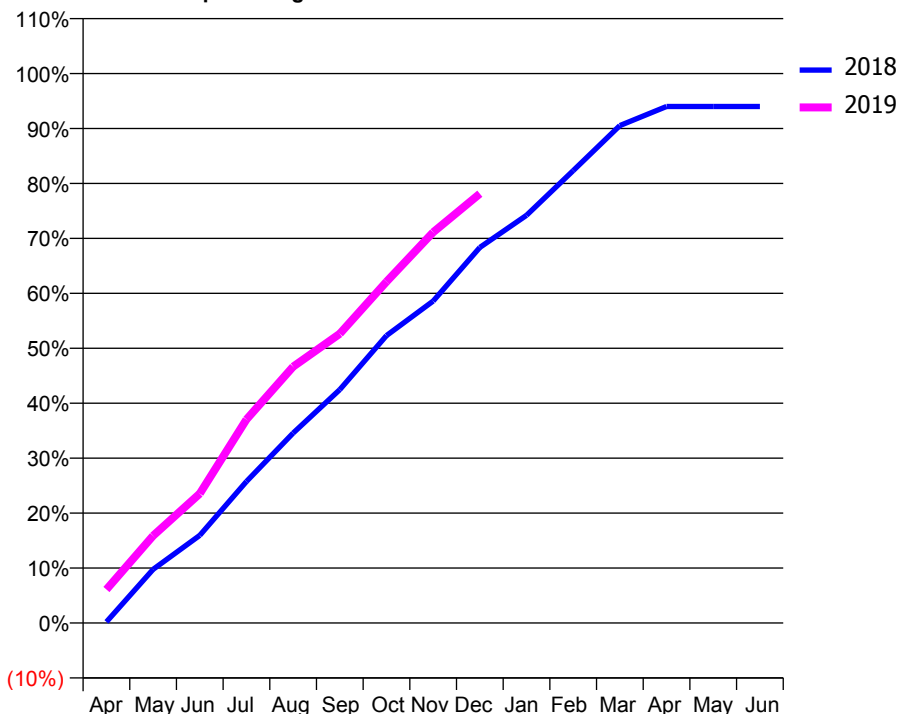
ACCESS*

Patients seen in 24 months	Total	Change since previous quarter
Quarter ending December 2017	5,712	
Quarter ending March 2018	5,662	→
Quarter ending June 2018	6,090	↑
Quarter ending September 2018	6,265	↑
Quarter ending December 2018	6,330	→
Variance since December 2017	10.8%	↑



ACTIVITY

Cumulative percentage of contracted UDA delivered 2018 & 2019



Month	Adjusted Scheduled Activity (UDA)	
	2018	2019
April	38	1,159
May	1,855	3,019
June	3,030	4,476
July	4,894	7,037
August	6,570	8,862
September	8,072	10,002
October	9,938	11,802
November	11,135	13,513
December	12,987	14,842
January	14,099	
February	15,641	
March	17,198	
April	17,860	
May	17,860	
June	17,860	

QUALITY

	Quantity	Base Number	Contract	AT	Region	England
% of FP17s for the same patient ID Re-attending within 3 months - Children	229	2,417	9.5%	10.2%	12.3%	11.8%
% of FP17s for the same patient ID Re-attending within 3 months - Adults	814	5,575	14.6%	13.7%	15.8%	15.6%
% of FP17s for the same patient ID Re-attending between 3 & 9 months - Children	1,500	2,417	62.1%	61.5%	60.1%	58.8%
% of FP17s for the same patient ID Re-attending between 3 & 9 months - Adults	3,235	5,575	58.0%	55.3%	53.3%	51.0%
% of FP17s for Band 1 Urgent Courses	527	7,631	6.9%	7.9%	9.0%	9.0%
% of FP17s Relating to Free Repair or Replacements	81	7,631	1.1%	0.9%	1.0%	0.8%
% of FP17s Relating to Continuations	58	7,631	0.8%	0.9%	1.0%	0.9%
% of Patients satisfied with the dentistry they have received	1	2	N/A	91.5%	93.8%	93.2%
% of Patients satisfied with the time they had to wait for an appointment	2	2	N/A	86.9%	89.4%	88.3%

* This is based on patients treated on this contract for their most recent course of treatment. Figures in italics indicate the base number of FP17s or Patient Questionnaire responses are less than 100. N/A is shown where the base number of responses is less than 10 during the period. % is calculated as Quantity/Base number*100

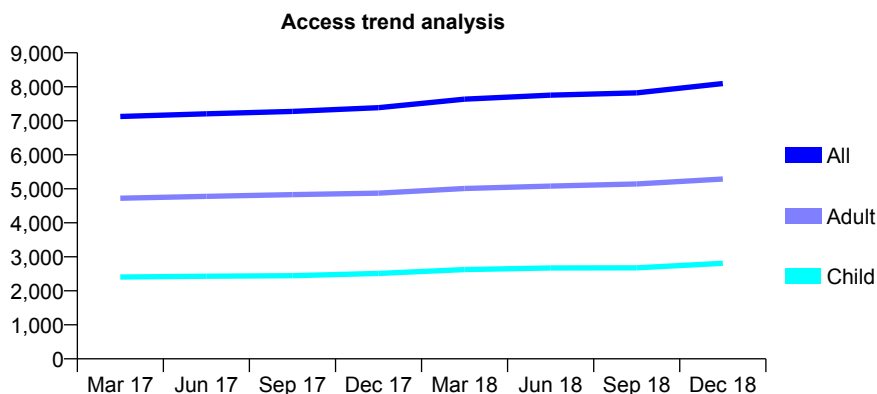
Q52 - Vital Signs At a Glance Contract Report for 320854/0001 - December 2018

Name or company name	PR Jones & Associates
Contract type name	GDS Contract
Purpose of contract	General
Contract start date	01/04/2006
Contract end date	

18/19 Contracted general activity (UDA)	17,816
Carry forward general activity (UDA)	-22
18/19 Contracted orthodontic activity (UOA)	0
Carry forward orthodontic activity (UOA)	0
Baseline contract value	£494,640.13

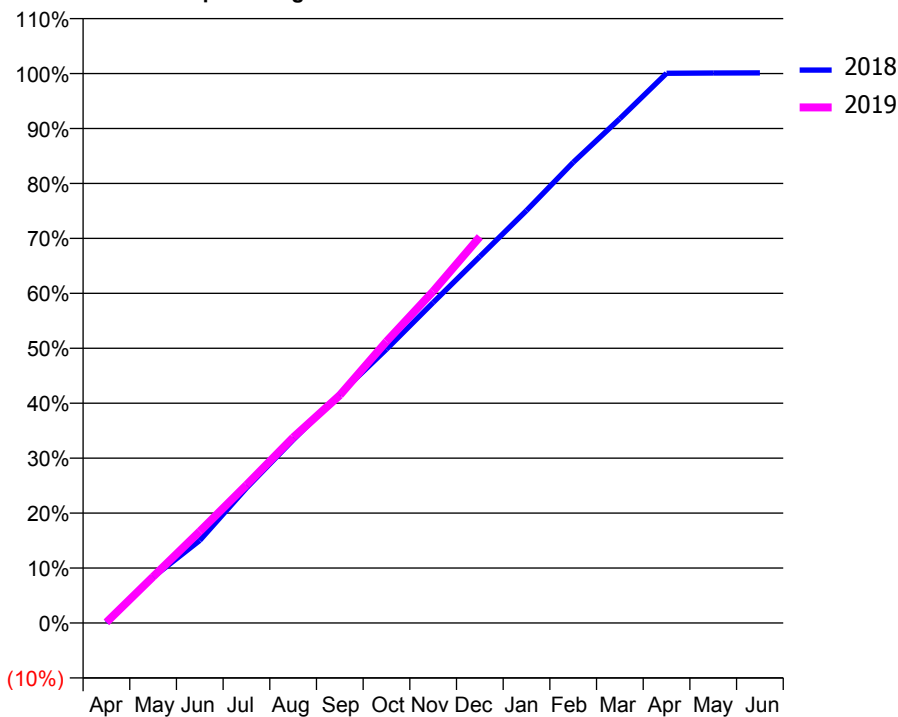
ACCESS*

Patients seen in 24 months	Total	Change since previous quarter
Quarter ending December 2017	7,387	
Quarter ending March 2018	7,637	↑
Quarter ending June 2018	7,753	→
Quarter ending September 2018	7,820	→
Quarter ending December 2018	8,096	↑
Variance since December 2017	9.6%	↑



ACTIVITY

Cumulative percentage of contracted UDA delivered 2018 & 2019



Month	Adjusted Scheduled Activity (UDA)	
	2018	2019
April	14	22
May	1,488	1,501
June	2,676	2,972
July	4,378	4,476
August	5,940	6,017
September	7,425	7,387
October	8,880	9,129
November	10,391	10,754
December	11,882	12,521
January	13,373	
February	14,933	
March	16,355	
April	17,824	
May	17,831	
June	17,838	

QUALITY

	Quantity	Base Number	Contract	AT	Region	England
% of FP17s for the same patient ID Re-attending within 3 months - Children	467	3,307	14.1%	10.2%	12.3%	11.8%
% of FP17s for the same patient ID Re-attending within 3 months - Adults	736	4,925	14.9%	13.7%	15.8%	15.6%
% of FP17s for the same patient ID Re-attending between 3 & 9 months - Children	1,836	3,307	55.5%	61.5%	60.1%	58.8%
% of FP17s for the same patient ID Re-attending between 3 & 9 months - Adults	2,229	4,925	45.3%	55.3%	53.3%	51.0%
% of FP17s for Band 1 Urgent Courses	269	6,808	4.0%	7.9%	9.0%	9.0%
% of FP17s Relating to Free Repair or Replacements	37	6,808	0.5%	0.9%	1.0%	0.8%
% of FP17s Relating to Continuations	73	6,808	1.1%	0.9%	1.0%	0.9%
% of Patients satisfied with the dentistry they have received	2	2	N/A	91.5%	93.8%	93.2%
% of Patients satisfied with the time they had to wait for an appointment	2	2	N/A	86.9%	89.4%	88.3%

* This is based on patients treated on this contract for their most recent course of treatment. Figures in italics indicate the base number of FP17s or Patient Questionnaire responses are less than 100. N/A is shown where the base number of responses is less than 10 during the period. % is calculated as Quantity/Base number*100

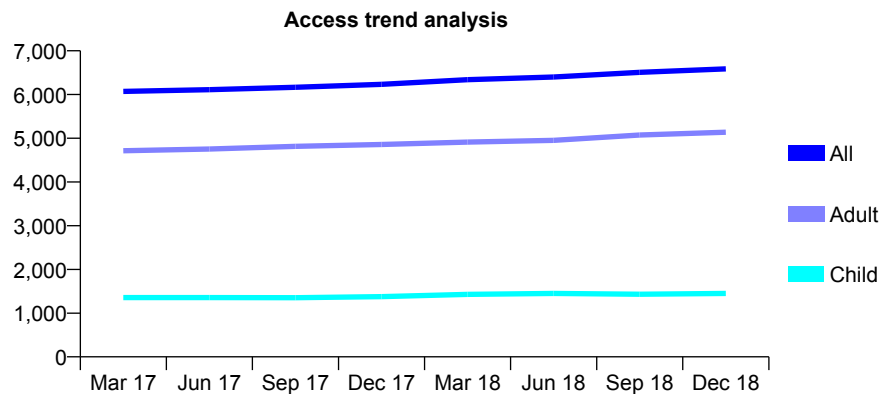
Q52 - Vital Signs At a Glance Contract Report for 322903/0001 - December 2018

Name or company name	MR MA SPEIGHT
Contract type name	GDS Contract
Purpose of contract	General
Contract start date	01/04/2006
Contract end date	

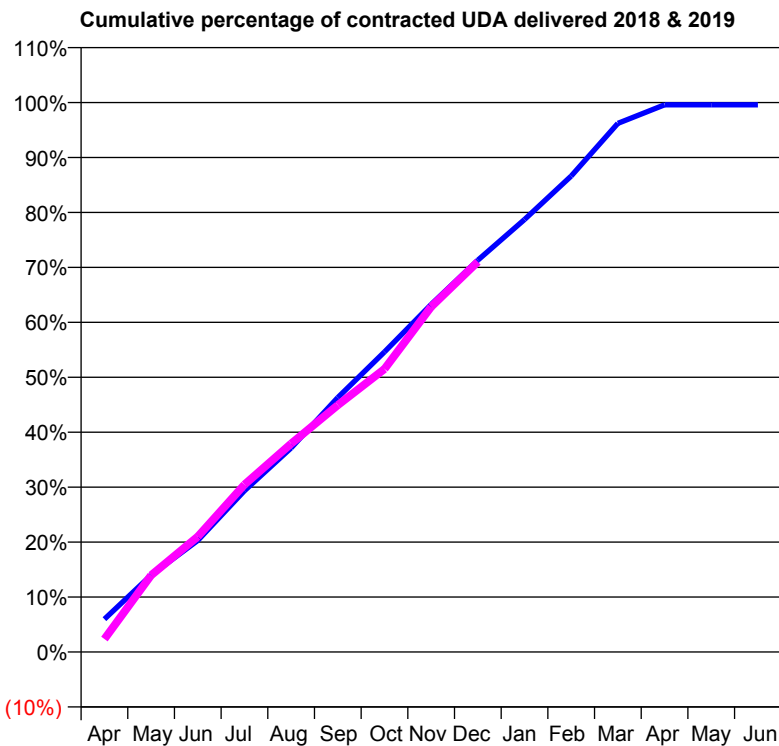
18/19 Contracted general activity (UDA)	15,171
Carry forward general activity (UDA)	64
18/19 Contracted orthodontic activity (UOA)	0
Carry forward orthodontic activity (UOA)	0
Baseline contract value	£465,884.06

ACCESS*

Patients seen in 24 months	Total	Change since previous quarter
Quarter ending December 2017	6,234	
Quarter ending March 2018	6,340	→
Quarter ending June 2018	6,402	→
Quarter ending September 2018	6,507	→
Quarter ending December 2018	6,587	→
Variance since December 2017	5.7%	↑



ACTIVITY



Month	Adjusted Scheduled Activity (UDA)	
	2018	2019
April	907	359
May	2,123	2,118
June	3,079	3,186
July	4,453	4,622
August	5,635	5,753
September	7,026	6,817
October	8,285	7,815
November	9,596	9,531
December	10,819	10,775
January	11,941	
February	13,140	
March	14,594	
April	15,107	
May	15,107	
June	15,107	

QUALITY

	Quantity	Base Number	Contract	AT	Region	England
% of FP17s for the same patient ID Re-attending within 3 months - Children	86	1,500	5.7%	10.2%	12.3%	11.8%
% of FP17s for the same patient ID Re-attending within 3 months - Adults	604	5,074	11.9%	13.7%	15.8%	15.6%
% of FP17s for the same patient ID Re-attending between 3 & 9 months - Children	895	1,500	59.7%	61.5%	60.1%	58.8%
% of FP17s for the same patient ID Re-attending between 3 & 9 months - Adults	2,441	5,074	48.1%	55.3%	53.3%	51.0%
% of FP17s for Band 1 Urgent Courses	655	6,272	10.4%	7.9%	9.0%	9.0%
% of FP17s Relating to Free Repair or Replacements	31	6,272	0.5%	0.9%	1.0%	0.8%
% of FP17s Relating to Continuations	112	6,272	1.8%	0.9%	1.0%	0.9%
% of Patients satisfied with the dentistry they have received	3	3	N/A	91.5%	93.8%	93.2%
% of Patients satisfied with the time they had to wait for an appointment	3	3	N/A	86.9%	89.4%	88.3%

* This is based on patients treated on this contract for their most recent course of treatment. Figures in italics indicate the base number of FP17s or Patient Questionnaire responses are less than 100. N/A is shown where the base number of responses is less than 10 during the period. % is calculated as Quantity/Base number*100

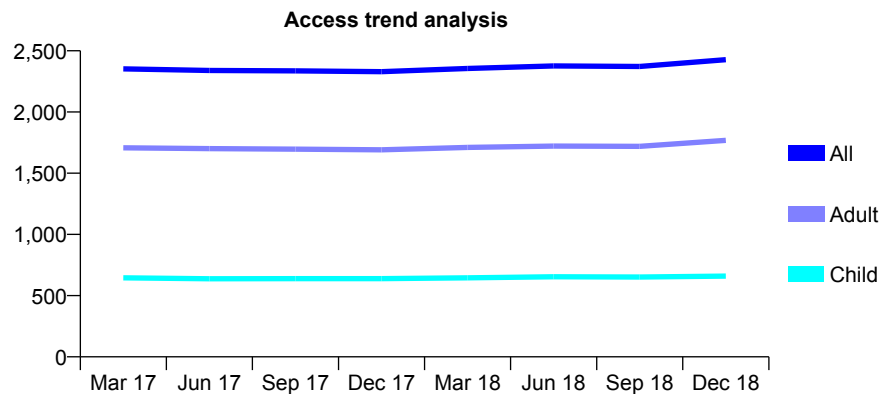
Q52 - Vital Signs At a Glance Contract Report for 324345/0001 - December 2018

Name or company name	MR SP AGABEG
Contract type name	GDS Contract
Purpose of contract	General
Contract start date	01/04/2006
Contract end date	

18/19 Contracted general activity (UDA)	6,799
Carry forward general activity (UDA)	-3
18/19 Contracted orthodontic activity (UOA)	0
Carry forward orthodontic activity (UOA)	0
Baseline contract value	£189,592.34

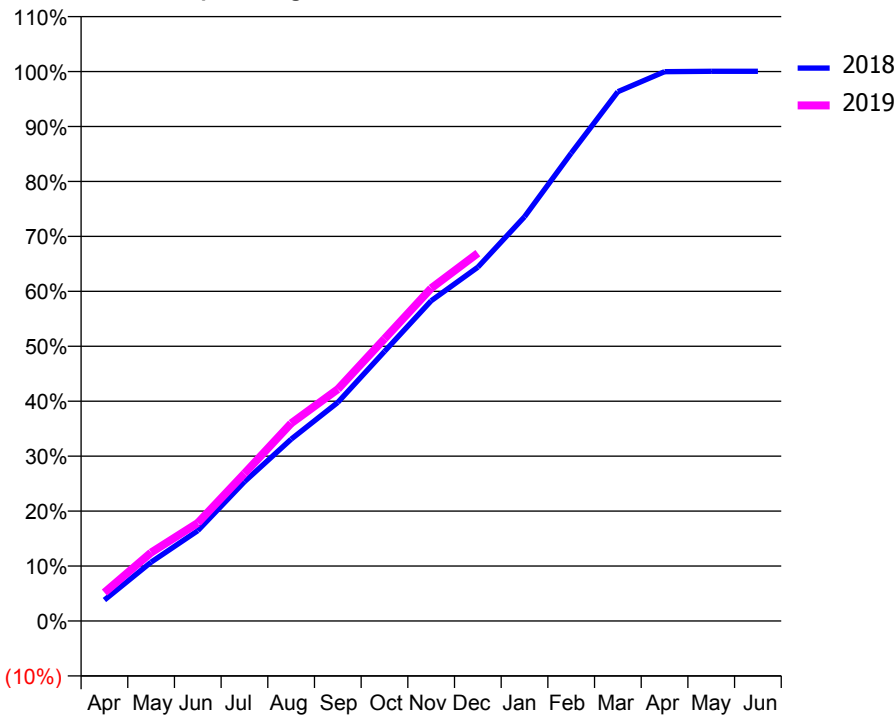
ACCESS*

Patients seen in 24 months	Total	Change since previous quarter
Quarter ending December 2017	2,330	
Quarter ending March 2018	2,356	→
Quarter ending June 2018	2,376	→
Quarter ending September 2018	2,372	→
Quarter ending December 2018	2,428	↑
Variance since December 2017	4.2%	↑



ACTIVITY

Cumulative percentage of contracted UDA delivered 2018 & 2019



Month	Adjusted Scheduled Activity (UDA)	
	2018	2019
April	260	352
May	728	848
June	1,118	1,213
July	1,723	1,825
August	2,250	2,446
September	2,706	2,869
October	3,336	3,492
November	3,962	4,118
December	4,378	4,551
January	5,001	
February	5,789	
March	6,549	
April	6,797	
May	6,801	
June	6,802	

QUALITY

	Quantity	Base Number	Contract	AT	Region	England
% of FP17s for the same patient ID Re-attending within 3 months - Children	60	691	8.7%	10.2%	12.3%	11.8%
% of FP17s for the same patient ID Re-attending within 3 months - Adults	203	1,757	11.6%	13.7%	15.8%	15.6%
% of FP17s for the same patient ID Re-attending between 3 & 9 months - Children	363	691	52.5%	61.5%	60.1%	58.8%
% of FP17s for the same patient ID Re-attending between 3 & 9 months - Adults	1,005	1,757	57.2%	55.3%	53.3%	51.0%
% of FP17s for Band 1 Urgent Courses	157	2,341	6.7%	7.9%	9.0%	9.0%
% of FP17s Relating to Free Repair or Replacements	15	2,341	0.6%	0.9%	1.0%	0.8%
% of FP17s Relating to Continuations	24	2,341	1.0%	0.9%	1.0%	0.9%
% of Patients satisfied with the dentistry they have received	0	0	N/A	91.5%	93.8%	93.2%
% of Patients satisfied with the time they had to wait for an appointment	0	0	N/A	86.9%	89.4%	88.3%

* This is based on patients treated on this contract for their most recent course of treatment. Figures in italics indicate the base number of FP17s or Patient Questionnaire responses are less than 100. N/A is shown where the base number of responses is less than 10 during the period. % is calculated as Quantity/Base number*100

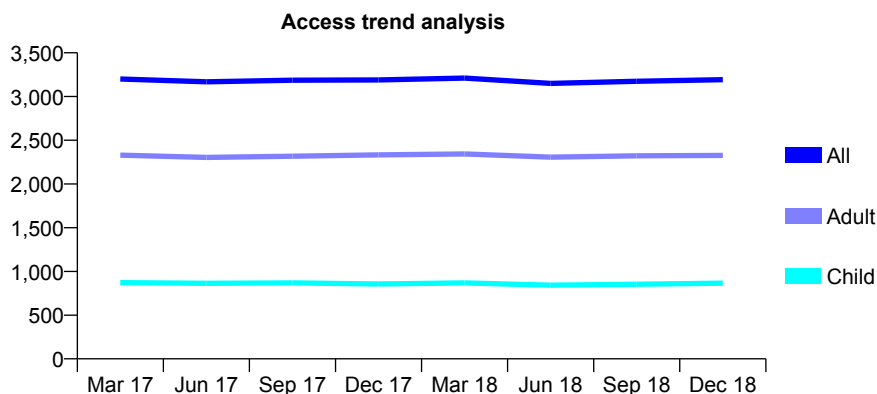
Q52 - Vital Signs At a Glance Contract Report for 324345/0003 - December 2018

Name or company name	MR SP AGABEG
Contract type name	GDS Contract
Purpose of contract	General
Contract start date	01/04/2006
Contract end date	

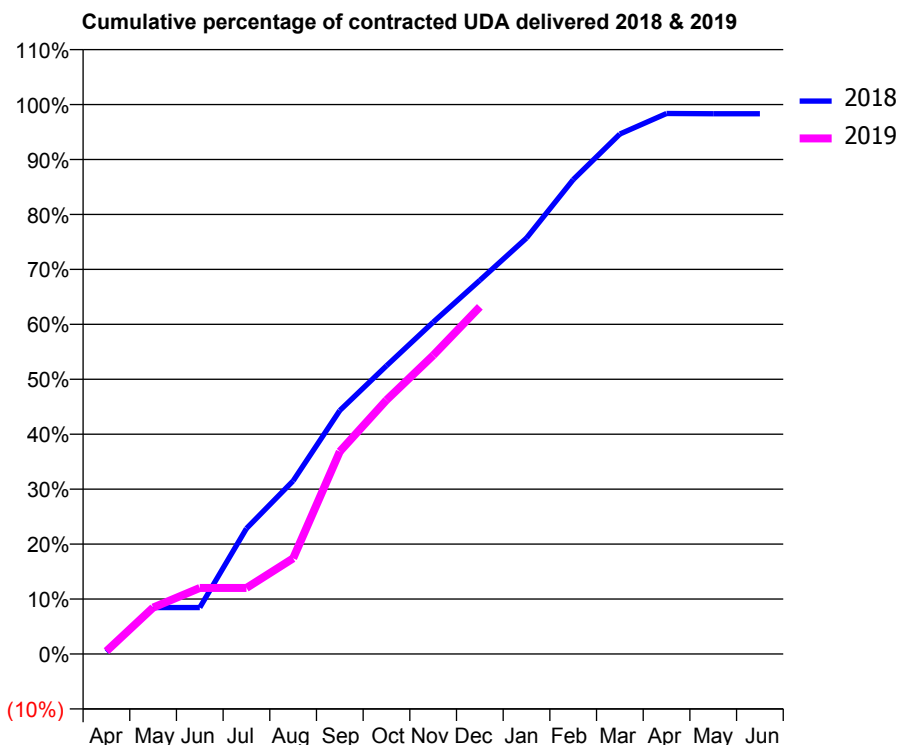
18/19 Contracted general activity (UDA)	10,289
Carry forward general activity (UDA)	174
18/19 Contracted orthodontic activity (UOA)	0
Carry forward orthodontic activity (UOA)	0
Baseline contract value	£313,676.97

ACCESS*

Patients seen in 24 months	Total	Change since previous quarter
Quarter ending December 2017	3,189	
Quarter ending March 2018	3,211	→
Quarter ending June 2018	3,150	↓
Quarter ending September 2018	3,175	→
Quarter ending December 2018	3,192	→
Variance since December 2017	0.1%	→



ACTIVITY



Month	Adjusted Scheduled Activity (UDA)	
	2018	2019
April	41	55
May	870	871
June	870	1,236
July	2,351	1,236
August	3,242	1,792
September	4,560	3,792
October	5,396	4,756
November	6,213	5,591
December	6,999	6,501
January	7,788	
February	8,882	
March	9,736	
April	10,120	
May	10,115	
June	10,115	

QUALITY

	Quantity	Base Number	Contract	AT	Region	England
% of FP17s for the same patient ID Re-attending within 3 months - Children	72	916	7.9%	10.2%	12.3%	11.8%
% of FP17s for the same patient ID Re-attending within 3 months - Adults	473	2,613	18.1%	13.7%	15.8%	15.6%
% of FP17s for the same patient ID Re-attending between 3 & 9 months - Children	523	916	57.1%	61.5%	60.1%	58.8%
% of FP17s for the same patient ID Re-attending between 3 & 9 months - Adults	1,377	2,613	52.7%	55.3%	53.3%	51.0%
% of FP17s for Band 1 Urgent Courses	261	3,418	7.6%	7.9%	9.0%	9.0%
% of FP17s Relating to Free Repair or Replacements	20	3,418	0.6%	0.9%	1.0%	0.8%
% of FP17s Relating to Continuations	56	3,418	1.6%	0.9%	1.0%	0.9%
% of Patients satisfied with the dentistry they have received	0	1	N/A	91.5%	93.8%	93.2%
% of Patients satisfied with the time they had to wait for an appointment	1	1	N/A	86.9%	89.4%	88.3%

* This is based on patients treated on this contract for their most recent course of treatment. Figures in italics indicate the base number of FP17s or Patient Questionnaire responses are less than 100. N/A is shown where the base number of responses is less than 10 during the period. % is calculated as Quantity/Base number*100

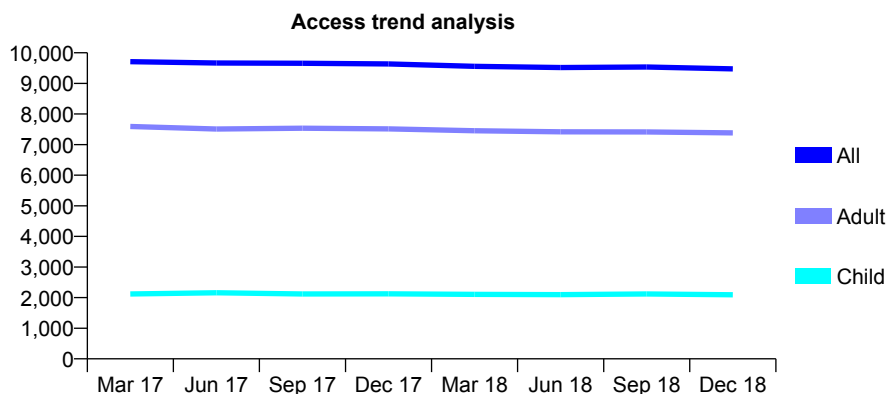
Q52 - Vital Signs At a Glance Contract Report for 325430/0001 - December 2018

Name or company name	High Street Dental Practice
Contract type name	GDS Contract
Purpose of contract	General
Contract start date	01/04/2006
Contract end date	

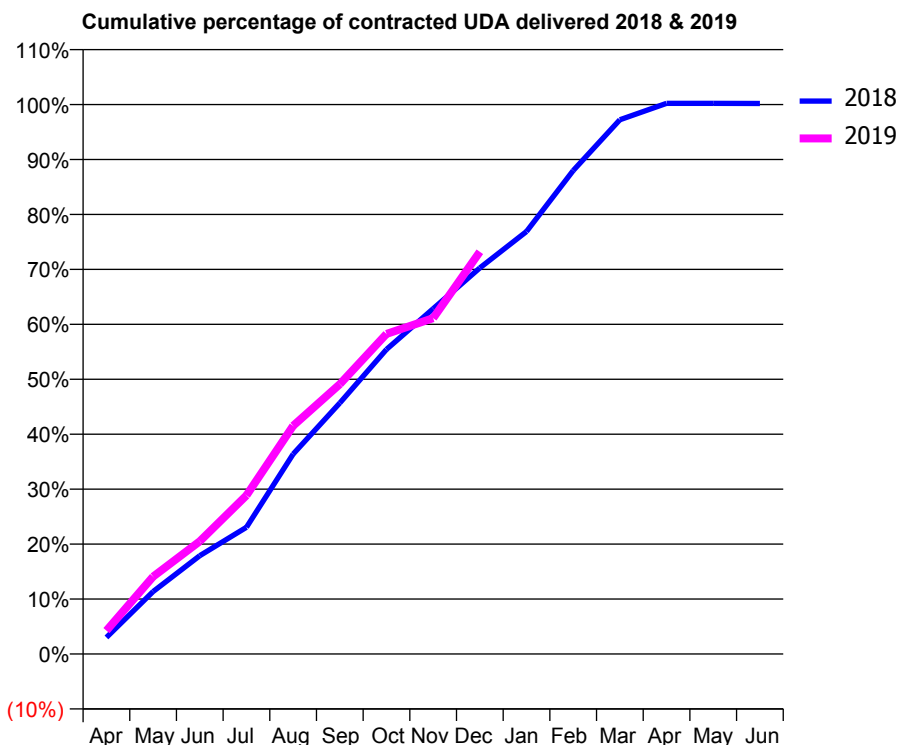
18/19 Contracted general activity (UDA)	24,893
Carry forward general activity (UDA)	-49
18/19 Contracted orthodontic activity (UOA)	0
Carry forward orthodontic activity (UOA)	0
Baseline contract value	£812,208.23

ACCESS*

Patients seen in 24 months	Total	Change since previous quarter
Quarter ending December 2017	9,637	
Quarter ending March 2018	9,559	→
Quarter ending June 2018	9,517	→
Quarter ending September 2018	9,534	→
Quarter ending December 2018	9,475	→
Variance since December 2017	(1.7%)	↓



ACTIVITY



Month	Adjusted Scheduled Activity (UDA)	
	2018	2019
April	750	1,060
May	2,829	3,509
June	4,457	5,108
July	5,741	7,188
August	9,055	10,341
September	11,372	12,224
October	13,797	14,503
November	15,641	15,212
December	17,493	18,220
January	19,137	
February	21,904	
March	24,201	
April	24,946	
May	24,944	
June	24,942	

QUALITY

	Quantity	Base Number	Contract	AT	Region	England
% of FP17s for the same patient ID Re-attending within 3 months - Children	133	2,540	5.2%	10.2%	12.3%	11.8%
% of FP17s for the same patient ID Re-attending within 3 months - Adults	913	8,628	10.6%	13.7%	15.8%	15.6%
% of FP17s for the same patient ID Re-attending between 3 & 9 months - Children	1,882	2,540	74.1%	61.5%	60.1%	58.8%
% of FP17s for the same patient ID Re-attending between 3 & 9 months - Adults	5,791	8,628	67.1%	55.3%	53.3%	51.0%
% of FP17s for Band 1 Urgent Courses	661	10,755	6.1%	7.9%	9.0%	9.0%
% of FP17s Relating to Free Repair or Replacements	54	10,755	0.5%	0.9%	1.0%	0.8%
% of FP17s Relating to Continuations	89	10,755	0.8%	0.9%	1.0%	0.9%
% of Patients satisfied with the dentistry they have received	0	0	N/A	91.5%	93.8%	93.2%
% of Patients satisfied with the time they had to wait for an appointment	0	0	N/A	86.9%	89.4%	88.3%

* This is based on patients treated on this contract for their most recent course of treatment. Figures in italics indicate the base number of FP17s or Patient Questionnaire responses are less than 100. N/A is shown where the base number of responses is less than 10 during the period. % is calculated as Quantity/Base number*100

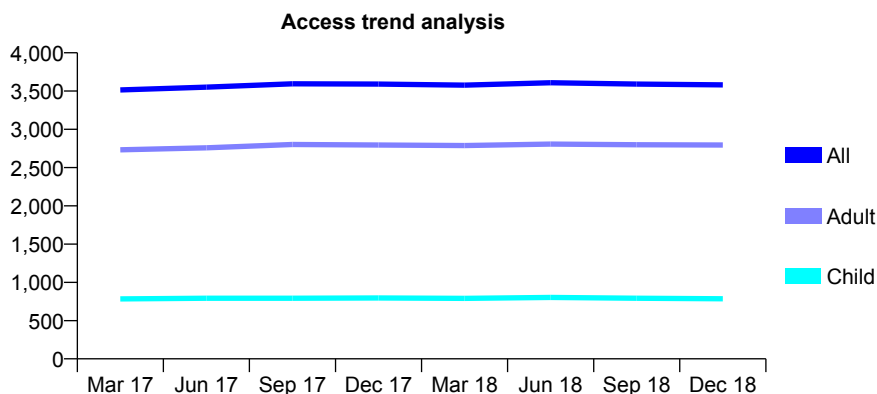
Q52 - Vital Signs At a Glance Contract Report for 328693/0001 - December 2018

Name or company name	MISS TM BLACK
Contract type name	GDS Contract
Purpose of contract	General
Contract start date	01/04/2006
Contract end date	

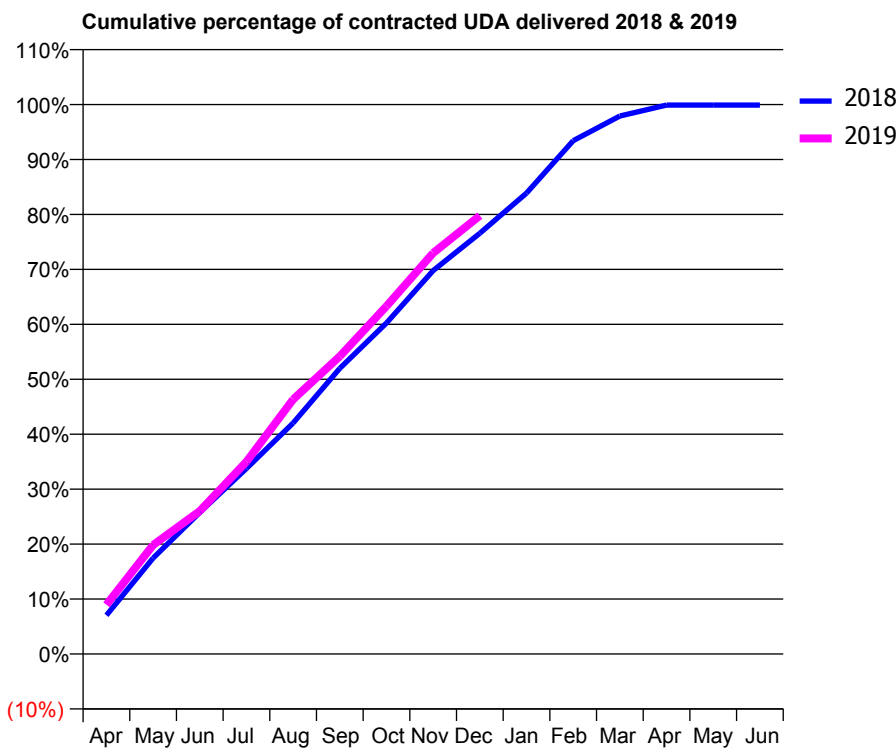
18/19 Contracted general activity (UDA)	11,650
Carry forward general activity (UDA)	11
18/19 Contracted orthodontic activity (UOA)	0
Carry forward orthodontic activity (UOA)	0
Baseline contract value	£387,228.60

ACCESS*

Patients seen in 24 months	Total	Change since previous quarter
Quarter ending December 2017	3,591	
Quarter ending March 2018	3,578	→
Quarter ending June 2018	3,609	→
Quarter ending September 2018	3,592	→
Quarter ending December 2018	3,580	→
Variance since December 2017	(0.3%)	→



ACTIVITY



Month	Adjusted Scheduled Activity (UDA)	
	2018	2019
April	820	1,046
May	2,034	2,312
June	3,002	3,032
July	3,935	4,078
August	4,898	5,398
September	6,056	6,312
October	7,018	7,374
November	8,129	8,503
December	8,921	9,293
January	9,773	
February	10,884	
March	11,407	
April	11,639	
May	11,639	
June	11,639	

QUALITY

	Quantity	Base Number	Contract	AT	Region	England
% of FP17s for the same patient ID Re-attending within 3 months - Children	36	1,121	3.2%	10.2%	12.3%	11.8%
% of FP17s for the same patient ID Re-attending within 3 months - Adults	729	3,933	18.5%	13.7%	15.8%	15.6%
% of FP17s for the same patient ID Re-attending between 3 & 9 months - Children	899	1,121	80.2%	61.5%	60.1%	58.8%
% of FP17s for the same patient ID Re-attending between 3 & 9 months - Adults	2,368	3,933	60.2%	55.3%	53.3%	51.0%
% of FP17s for Band 1 Urgent Courses	216	4,930	4.4%	7.9%	9.0%	9.0%
% of FP17s Relating to Free Repair or Replacements	83	4,930	1.7%	0.9%	1.0%	0.8%
% of FP17s Relating to Continuations	139	4,930	2.8%	0.9%	1.0%	0.9%
% of Patients satisfied with the dentistry they have received	2	2	N/A	91.5%	93.8%	93.2%
% of Patients satisfied with the time they had to wait for an appointment	1	2	N/A	86.9%	89.4%	88.3%

* This is based on patients treated on this contract for their most recent course of treatment. Figures in italics indicate the base number of FP17s or Patient Questionnaire responses are less than 100. N/A is shown where the base number of responses is less than 10 during the period. % is calculated as Quantity/Base number*100

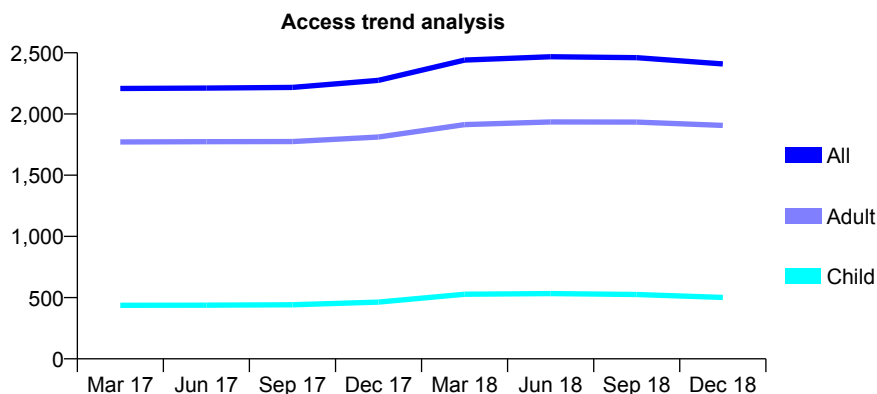
Q52 - Vital Signs At a Glance Contract Report for 356786/0001 - December 2018

Name or company name	MS V DHARMAR
Contract type name	GDS Contract
Purpose of contract	General
Contract start date	21/05/2012
Contract end date	

18/19 Contracted general activity (UDA)	4,000
Carry forward general activity (UDA)	0
18/19 Contracted orthodontic activity (UOA)	0
Carry forward orthodontic activity (UOA)	0
Baseline contract value	£81,013.18

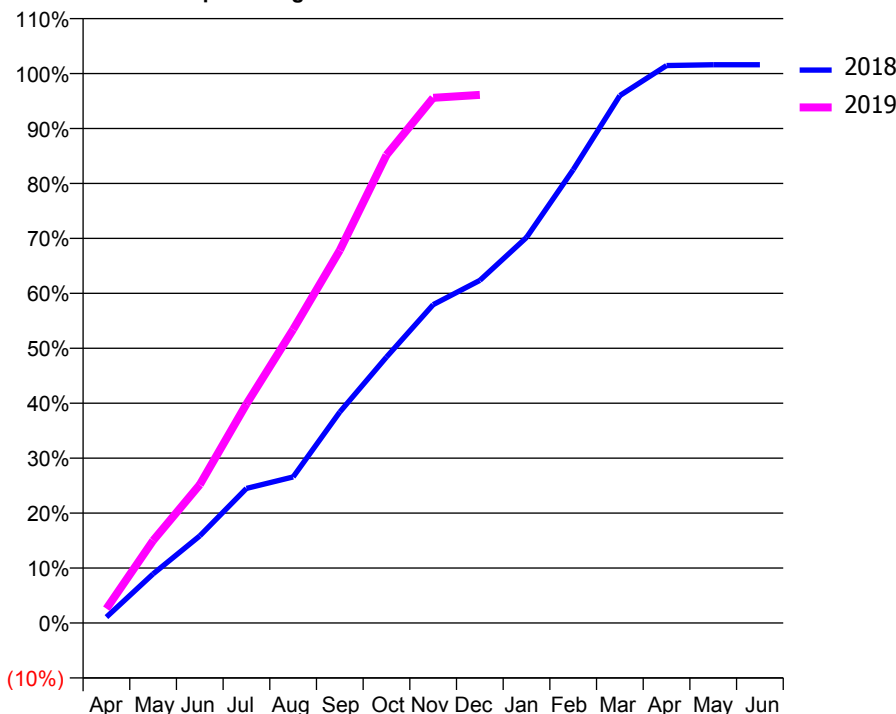
ACCESS*

Patients seen in 24 months	Total	Change since previous quarter
Quarter ending December 2017	2,275	
Quarter ending March 2018	2,441	↑
Quarter ending June 2018	2,468	→
Quarter ending September 2018	2,460	→
Quarter ending December 2018	2,409	↓
Variance since December 2017	5.9%	↑



ACTIVITY

Cumulative percentage of contracted UDA delivered 2018 & 2019



Month	Adjusted Scheduled Activity (UDA)	
	2018	2019
April	89	104
May	737	600
June	1,307	1,007
July	2,018	1,595
August	2,191	2,137
September	3,164	2,714
October	3,988	3,407
November	4,774	3,823
December	5,137	3,845
January	5,782	
February	6,799	
March	7,909	
April	8,360	
May	8,371	
June	8,372	

QUALITY

	Quantity	Base Number	Contract	AT	Region	England
% of FP17s for the same patient ID Re-attending within 3 months - Children	26	507	5.1%	10.2%	12.3%	11.8%
% of FP17s for the same patient ID Re-attending within 3 months - Adults	148	2,069	7.2%	13.7%	15.8%	15.6%
% of FP17s for the same patient ID Re-attending between 3 & 9 months - Children	403	507	79.5%	61.5%	60.1%	58.8%
% of FP17s for the same patient ID Re-attending between 3 & 9 months - Adults	1,700	2,069	82.2%	55.3%	53.3%	51.0%
% of FP17s for Band 1 Urgent Courses	64	2,342	2.7%	7.9%	9.0%	9.0%
% of FP17s Relating to Free Repair or Replacements	9	2,342	0.4%	0.9%	1.0%	0.8%
% of FP17s Relating to Continuations	11	2,342	0.5%	0.9%	1.0%	0.9%
% of Patients satisfied with the dentistry they have received	0	0	N/A	91.5%	93.8%	93.2%
% of Patients satisfied with the time they had to wait for an appointment	0	0	N/A	86.9%	89.4%	88.3%

* This is based on patients treated on this contract for their most recent course of treatment. Figures in italics indicate the base number of FP17s or Patient Questionnaire responses are less than 100. N/A is shown where the base number of responses is less than 10 during the period. % is calculated as Quantity/Base number*100

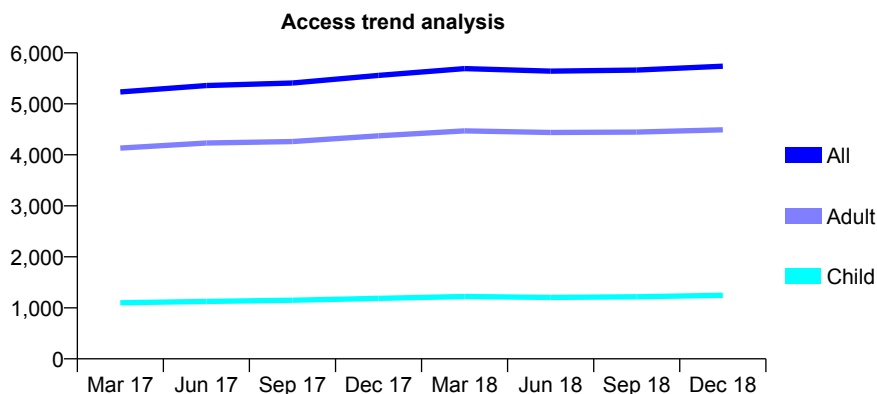
Q52 - Vital Signs At a Glance Contract Report for 358789/0001 - December 2018

Name or company name	MR BS PANESAR
Contract type name	GDS Contract
Purpose of contract	General
Contract start date	01/01/2014
Contract end date	

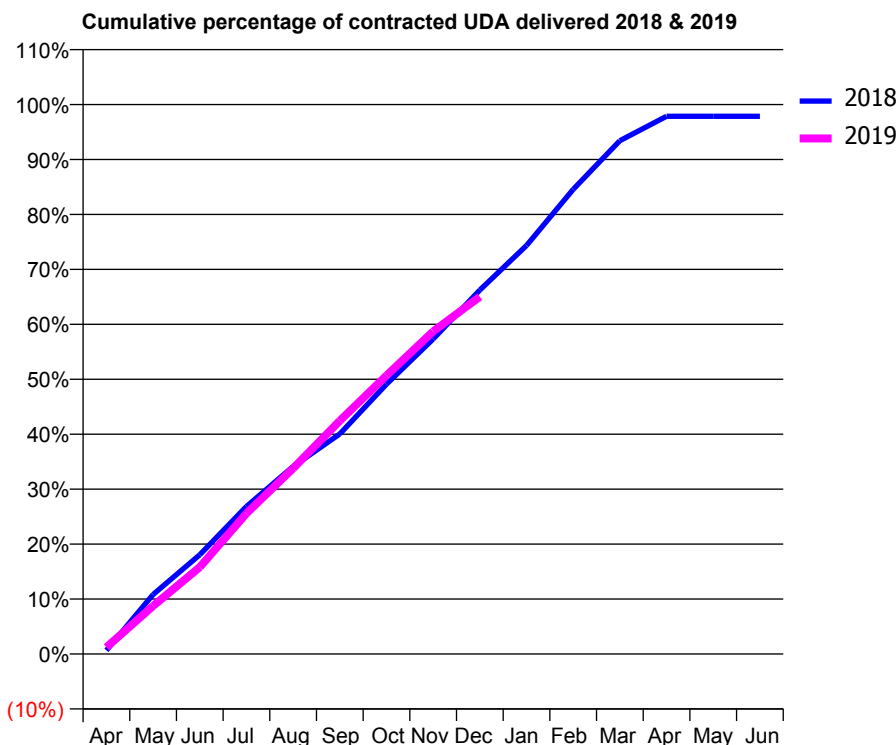
18/19 Contracted general activity (UDA)	17,078
Carry forward general activity (UDA)	367
18/19 Contracted orthodontic activity (UOA)	0
Carry forward orthodontic activity (UOA)	0
Baseline contract value	£474,919.03

ACCESS*

Patients seen in 24 months	Total	Change since previous quarter
Quarter ending December 2017	5,558	
Quarter ending March 2018	5,689	↑
Quarter ending June 2018	5,640	→
Quarter ending September 2018	5,662	→
Quarter ending December 2018	5,736	→
Variance since December 2017	3.2%	↑



ACTIVITY



Month	Adjusted Scheduled Activity (UDA)	
	2018	2019
April	112	211
May	1,850	1,492
June	3,085	2,702
July	4,586	4,371
August	5,830	5,773
September	6,839	7,251
October	8,384	8,656
November	9,792	10,028
December	11,314	11,103
January	12,694	
February	14,439	
March	15,953	
April	16,711	
May	16,711	
June	16,711	

QUALITY

	Quantity	Base Number	Contract	AT	Region	England
% of FP17s for the same patient ID Re-attending within 3 months - Children	109	1,353	8.1%	10.2%	12.3%	11.8%
% of FP17s for the same patient ID Re-attending within 3 months - Adults	597	4,965	12.0%	13.7%	15.8%	15.6%
% of FP17s for the same patient ID Re-attending between 3 & 9 months - Children	741	1,353	54.8%	61.5%	60.1%	58.8%
% of FP17s for the same patient ID Re-attending between 3 & 9 months - Adults	3,065	4,965	61.7%	55.3%	53.3%	51.0%
% of FP17s for Band 1 Urgent Courses	347	5,996	5.8%	7.9%	9.0%	9.0%
% of FP17s Relating to Free Repair or Replacements	52	5,996	0.9%	0.9%	1.0%	0.8%
% of FP17s Relating to Continuations	97	5,996	1.6%	0.9%	1.0%	0.9%
% of Patients satisfied with the dentistry they have received	1	1	N/A	91.5%	93.8%	93.2%
% of Patients satisfied with the time they had to wait for an appointment	1	1	N/A	86.9%	89.4%	88.3%

* This is based on patients treated on this contract for their most recent course of treatment. Figures in italics indicate the base number of FP17s or Patient Questionnaire responses are less than 100. N/A is shown where the base number of responses is less than 10 during the period. % is calculated as Quantity/Base number*100

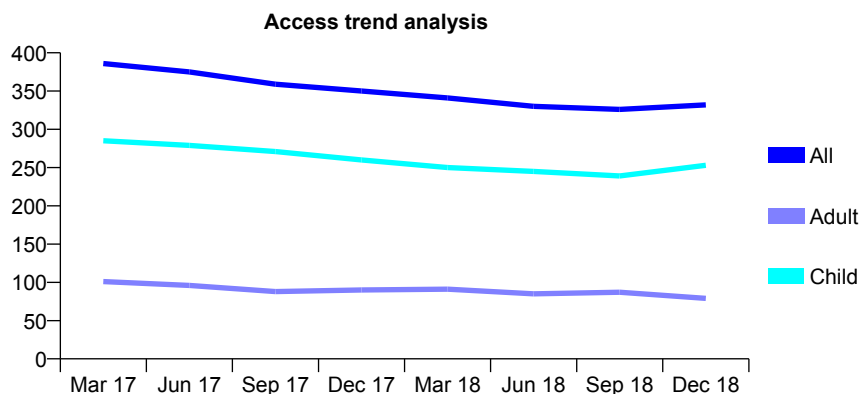
Q52 - Vital Signs At a Glance Contract Report for 359548/0002 - December 2018

Name or company name	MR CW TAYLOR
Contract type name	GDS Contract
Purpose of contract	General
Contract start date	01/12/2012
Contract end date	

18/19 Contracted general activity (UDA)	1,096
Carry forward general activity (UDA)	0
18/19 Contracted orthodontic activity (UOA)	0
Carry forward orthodontic activity (UOA)	0
Baseline contract value	£31,332.64

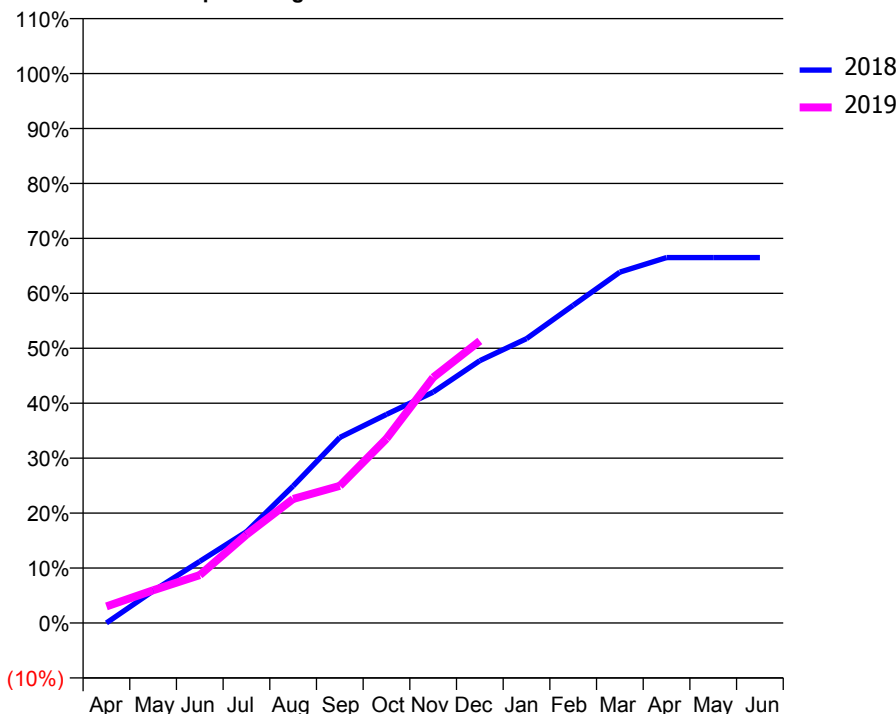
ACCESS*

Patients seen in 24 months	Total	Change since previous quarter
Quarter ending December 2017	350	
Quarter ending March 2018	341	↓
Quarter ending June 2018	330	↓
Quarter ending September 2018	326	↓
Quarter ending December 2018	332	→
Variance since December 2017	(5.1%)	↓



ACTIVITY

Cumulative percentage of contracted UDA delivered 2018 & 2019



Adjusted Scheduled Activity (UDA)

Month	2018	2019
April	0	33
May	64	65
June	123	96
July	182	176
August	273	247
September	370	274
October	416	368
November	460	490
December	523	563
January	567	
February	634	
March	700	
April	729	
May	729	
June	729	

QUALITY

	Quantity	Base Number	Contract	AT	Region	England
% of FP17s for the same patient ID Re-attending within 3 months - Children	23	346	6.6%	10.2%	12.3%	11.8%
% of FP17s for the same patient ID Re-attending within 3 months - Adults	11	64	17.2%	13.7%	15.8%	15.6%
% of FP17s for the same patient ID Re-attending between 3 & 9 months - Children	234	346	67.6%	61.5%	60.1%	58.8%
% of FP17s for the same patient ID Re-attending between 3 & 9 months - Adults	47	64	73.4%	55.3%	53.3%	51.0%
% of FP17s for Band 1 Urgent Courses	23	384	6.0%	7.9%	9.0%	9.0%
% of FP17s Relating to Free Repair or Replacements	0	384	0.0%	0.9%	1.0%	0.8%
% of FP17s Relating to Continuations	6	384	1.6%	0.9%	1.0%	0.9%
% of Patients satisfied with the dentistry they have received	0	0	N/A	91.5%	93.8%	93.2%
% of Patients satisfied with the time they had to wait for an appointment	0	0	N/A	86.9%	89.4%	88.3%

* This is based on patients treated on this contract for their most recent course of treatment. Figures in italics indicate the base number of FP17s or Patient Questionnaire responses are less than 100. N/A is shown where the base number of responses is less than 10 during the period. % is calculated as Quantity/Base number*100

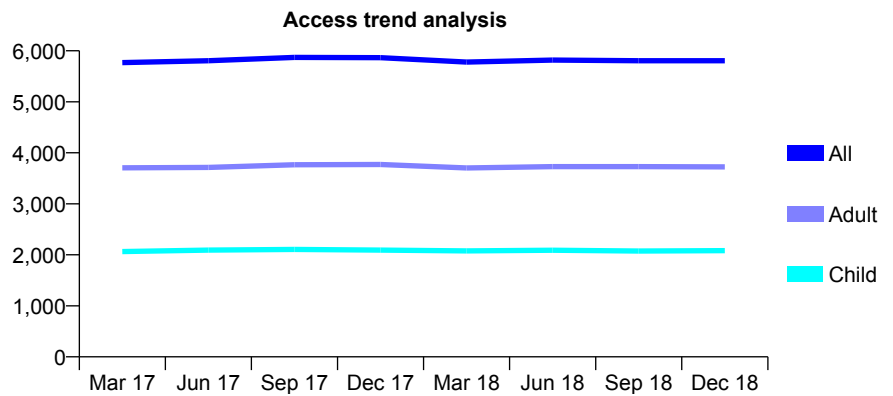
Q52 - Vital Signs At a Glance Contract Report for 366307/0001 - December 2018

Name or company name	MR GR JONES
Contract type name	GDS Contract
Purpose of contract	General
Contract start date	01/11/2007
Contract end date	

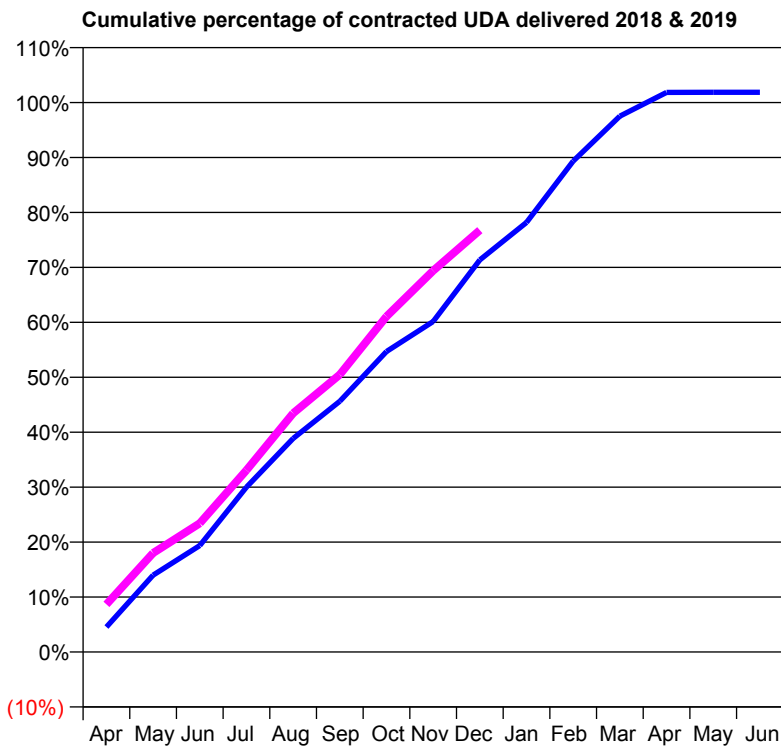
18/19 Contracted general activity (UDA)	14,014
Carry forward general activity (UDA)	-260
18/19 Contracted orthodontic activity (UOA)	0
Carry forward orthodontic activity (UOA)	0
Baseline contract value	£438,607.59

ACCESS*

Patients seen in 24 months	Total	Change since previous quarter
Quarter ending December 2017	5,865	
Quarter ending March 2018	5,780	↓
Quarter ending June 2018	5,818	→
Quarter ending September 2018	5,804	→
Quarter ending December 2018	5,806	→
Variance since December 2017	(1.0%)	↓



ACTIVITY



Month	Adjusted Scheduled Activity (UDA)	
	2018	2019
April	639	1,215
May	1,960	2,524
June	2,714	3,283
July	4,206	4,637
August	5,448	6,088
September	6,397	7,077
October	7,662	8,558
November	8,428	9,725
December	10,001	10,758
January	10,955	
February	12,520	
March	13,665	
April	14,273	
May	14,274	
June	14,274	

QUALITY

	Quantity	Base Number	Contract	AT	Region	England
% of FP17s for the same patient ID Re-attending within 3 months - Children	188	2,528	7.4%	10.2%	12.3%	11.8%
% of FP17s for the same patient ID Re-attending within 3 months - Adults	445	3,995	11.1%	13.7%	15.8%	15.6%
% of FP17s for the same patient ID Re-attending between 3 & 9 months - Children	1,721	2,528	68.1%	61.5%	60.1%	58.8%
% of FP17s for the same patient ID Re-attending between 3 & 9 months - Adults	2,578	3,995	64.5%	55.3%	53.3%	51.0%
% of FP17s for Band 1 Urgent Courses	403	5,719	7.0%	7.9%	9.0%	9.0%
% of FP17s Relating to Free Repair or Replacements	23	5,719	0.4%	0.9%	1.0%	0.8%
% of FP17s Relating to Continuations	10	5,719	0.2%	0.9%	1.0%	0.9%
% of Patients satisfied with the dentistry they have received	0	0	N/A	91.5%	93.8%	93.2%
% of Patients satisfied with the time they had to wait for an appointment	0	0	N/A	86.9%	89.4%	88.3%

* This is based on patients treated on this contract for their most recent course of treatment. Figures in italics indicate the base number of FP17s or Patient Questionnaire responses are less than 100. N/A is shown where the base number of responses is less than 10 during the period. % is calculated as Quantity/Base number*100

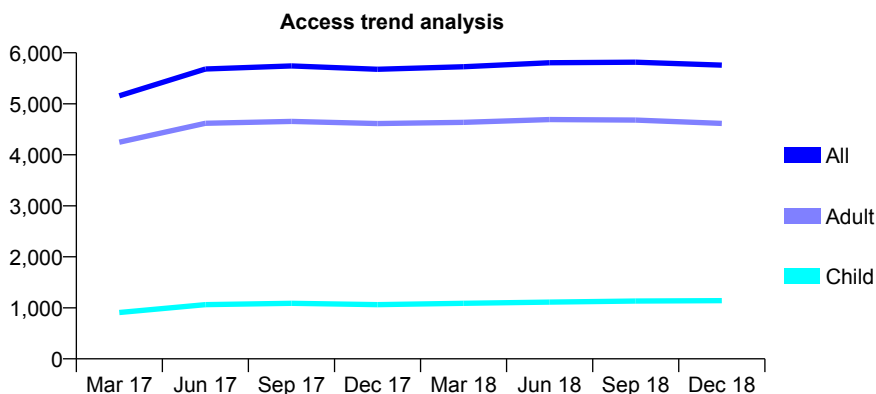
Q52 - Vital Signs At a Glance Contract Report for 367869/0001 - December 2018

Name or company name	Oakwood Dental Practice
Contract type name	GDS Contract
Purpose of contract	General
Contract start date	10/09/2013
Contract end date	

18/19 Contracted general activity (UDA)	20,660
Carry forward general activity (UDA)	-239
18/19 Contracted orthodontic activity (UOA)	0
Carry forward orthodontic activity (UOA)	0
Baseline contract value	£478,506.65

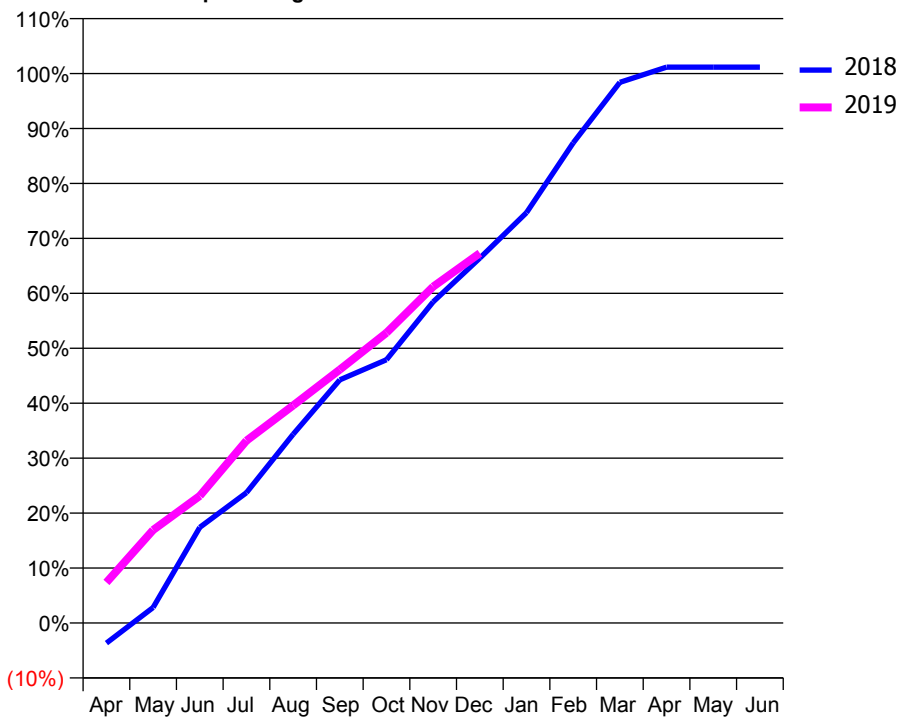
ACCESS*

Patients seen in 24 months	Total	Change since previous quarter
Quarter ending December 2017	5,676	
Quarter ending March 2018	5,726	→
Quarter ending June 2018	5,804	→
Quarter ending September 2018	5,815	→
Quarter ending December 2018	5,757	→
Variance since December 2017	1.4%	→



ACTIVITY

Cumulative percentage of contracted UDA delivered 2018 & 2019



Month	Adjusted Scheduled Activity (UDA)	
	2018	2019
April	-760	1,526
May	584	3,496
June	3,598	4,781
July	4,901	6,857
August	7,095	8,178
September	9,143	9,530
October	9,899	10,913
November	12,075	12,645
December	13,722	13,907
January	15,427	
February	18,049	
March	20,326	
April	20,900	
May	20,899	
June	20,899	

QUALITY

	Quantity	Base Number	Contract	AT	Region	England
% of FP17s for the same patient ID Re-attending within 3 months - Children	60	1,397	4.3%	10.2%	12.3%	11.8%
% of FP17s for the same patient ID Re-attending within 3 months - Adults	625	5,499	11.4%	13.7%	15.8%	15.6%
% of FP17s for the same patient ID Re-attending between 3 & 9 months - Children	1,020	1,397	73.0%	61.5%	60.1%	58.8%
% of FP17s for the same patient ID Re-attending between 3 & 9 months - Adults	3,756	5,499	68.3%	55.3%	53.3%	51.0%
% of FP17s for Band 1 Urgent Courses	395	6,635	6.0%	7.9%	9.0%	9.0%
% of FP17s Relating to Free Repair or Replacements	61	6,635	0.9%	0.9%	1.0%	0.8%
% of FP17s Relating to Continuations	13	6,635	0.2%	0.9%	1.0%	0.9%
% of Patients satisfied with the dentistry they have received	2	2	N/A	91.5%	93.8%	93.2%
% of Patients satisfied with the time they had to wait for an appointment	2	2	N/A	86.9%	89.4%	88.3%

* This is based on patients treated on this contract for their most recent course of treatment. Figures in italics indicate the base number of FP17s or Patient Questionnaire responses are less than 100. N/A is shown where the base number of responses is less than 10 during the period. % is calculated as Quantity/Base number*100

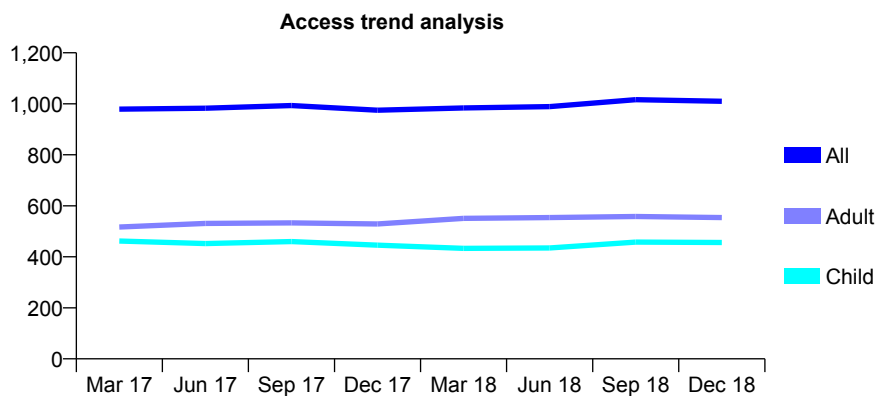
Q52 - Vital Signs At a Glance Contract Report for 367893/0001 - December 2018

Name or company name	MRS KM PUNIA
Contract type name	GDS Contract
Purpose of contract	General
Contract start date	01/12/2014
Contract end date	

18/19 Contracted general activity (UDA)	3,000
Carry forward general activity (UDA)	0
18/19 Contracted orthodontic activity (UOA)	0
Carry forward orthodontic activity (UOA)	0
Baseline contract value	£88,998.23

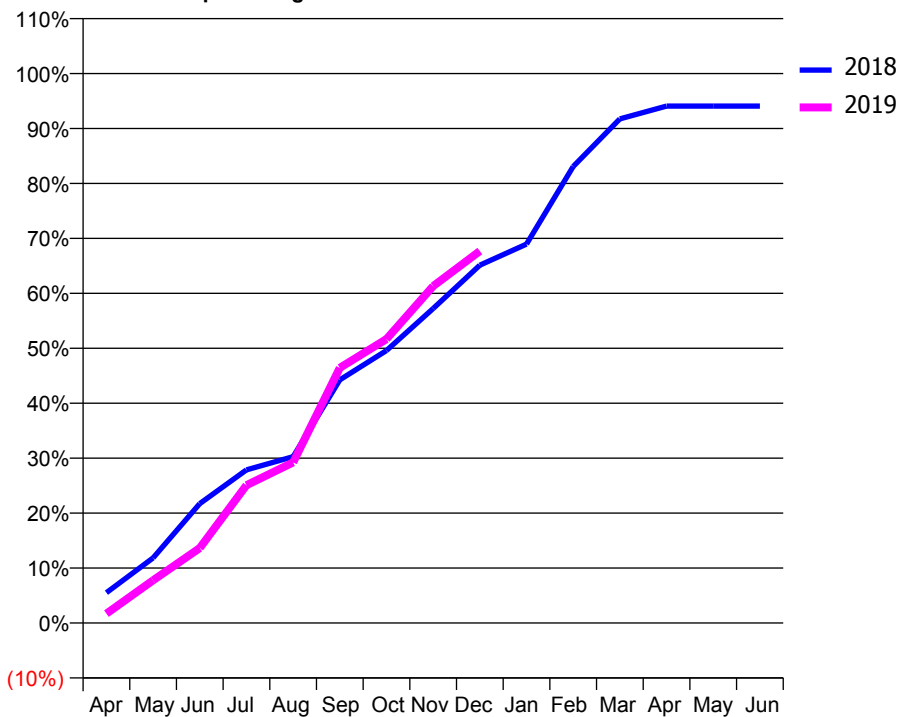
ACCESS*

Patients seen in 24 months	Total	Change since previous quarter
Quarter ending December 2017	975	
Quarter ending March 2018	984	→
Quarter ending June 2018	989	→
Quarter ending September 2018	1,016	↑
Quarter ending December 2018	1,010	→
Variance since December 2017	3.6%	↑



ACTIVITY

Cumulative percentage of contracted UDA delivered 2018 & 2019



Month	Adjusted Scheduled Activity (UDA)	
	2018	2019
April	165	51
May	356	233
June	652	410
July	836	752
August	908	877
September	1,328	1,393
October	1,488	1,550
November	1,717	1,839
December	1,954	2,031
January	2,068	
February	2,492	
March	2,752	
April	2,822	
May	2,822	
June	2,822	

QUALITY

	Quantity	Base Number	Contract	AT	Region	England
% of FP17s for the same patient ID Re-attending within 3 months - Children	28	512	5.5%	10.2%	12.3%	11.8%
% of FP17s for the same patient ID Re-attending within 3 months - Adults	87	611	14.2%	13.7%	15.8%	15.6%
% of FP17s for the same patient ID Re-attending between 3 & 9 months - Children	343	512	67.0%	61.5%	60.1%	58.8%
% of FP17s for the same patient ID Re-attending between 3 & 9 months - Adults	401	611	65.6%	55.3%	53.3%	51.0%
% of FP17s for Band 1 Urgent Courses	53	1,080	4.9%	7.9%	9.0%	9.0%
% of FP17s Relating to Free Repair or Replacements	5	1,080	0.5%	0.9%	1.0%	0.8%
% of FP17s Relating to Continuations	8	1,080	0.7%	0.9%	1.0%	0.9%
% of Patients satisfied with the dentistry they have received	2	2	N/A	91.5%	93.8%	93.2%
% of Patients satisfied with the time they had to wait for an appointment	2	2	N/A	86.9%	89.4%	88.3%

* This is based on patients treated on this contract for their most recent course of treatment. Figures in italics indicate the base number of FP17s or Patient Questionnaire responses are less than 100. N/A is shown where the base number of responses is less than 10 during the period. % is calculated as Quantity/Base number*100

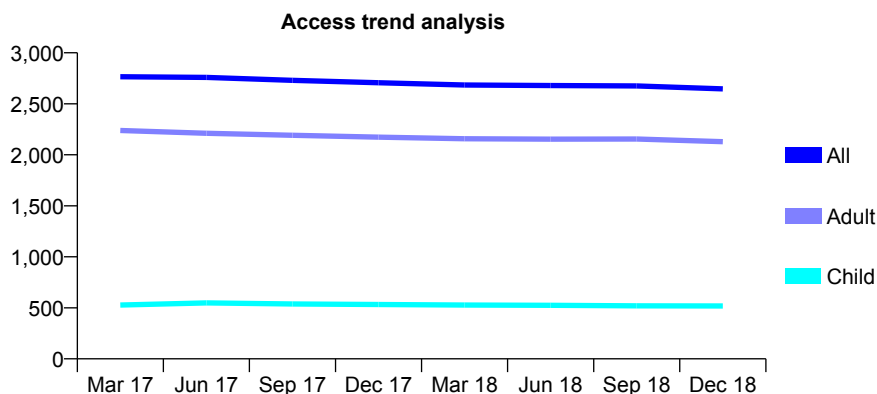
Q52 - Vital Signs At a Glance Contract Report for 560758/0001 - December 2018

Name or company name	MRS MA O'SULLIVAN
Contract type name	GDS Contract
Purpose of contract	General
Contract start date	01/04/2006
Contract end date	

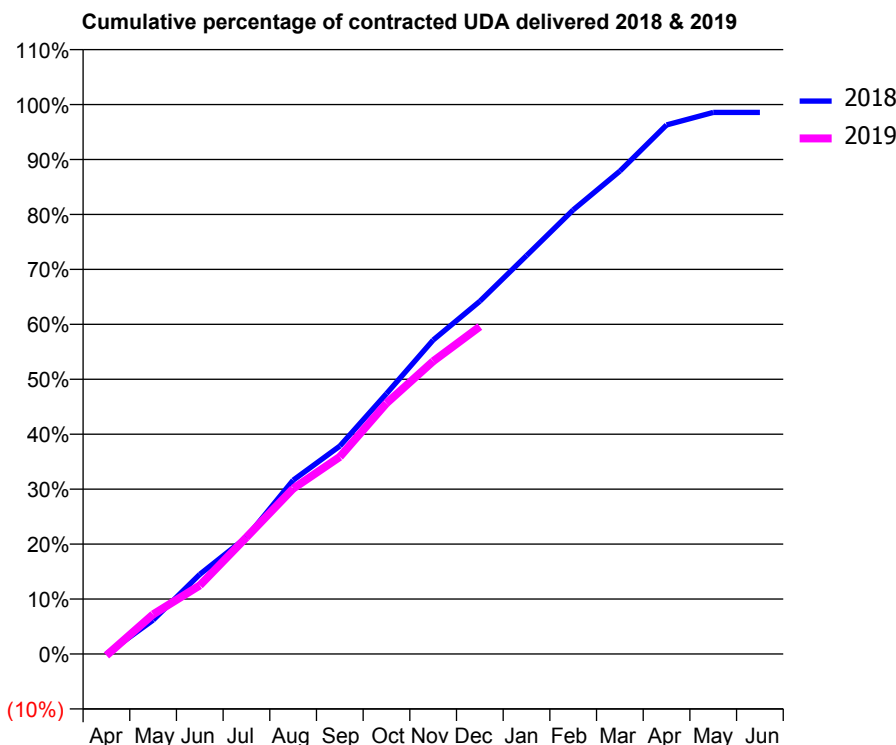
18/19 Contracted general activity (UDA)	6,350
Carry forward general activity (UDA)	92
18/19 Contracted orthodontic activity (UOA)	0
Carry forward orthodontic activity (UOA)	0
Baseline contract value	£175,032.32

ACCESS*

Patients seen in 24 months	Total	Change since previous quarter
Quarter ending December 2017	2,706	
Quarter ending March 2018	2,684	→
Quarter ending June 2018	2,679	→
Quarter ending September 2018	2,675	→
Quarter ending December 2018	2,647	↓
Variance since December 2017	(2.2%)	↓



ACTIVITY



Month	Adjusted Scheduled Activity (UDA)	
	2018	2019
April	0	-18
May	392	459
June	920	793
July	1,350	1,349
August	2,008	1,911
September	2,403	2,278
October	3,008	2,898
November	3,629	3,383
December	4,076	3,783
January	4,604	
February	5,133	
March	5,581	
April	6,114	
May	6,258	
June	6,258	

QUALITY

	Quantity	Base Number	Contract	AT	Region	England
% of FP17s for the same patient ID Re-attending within 3 months - Children	41	535	7.7%	10.2%	12.3%	11.8%
% of FP17s for the same patient ID Re-attending within 3 months - Adults	366	2,071	17.7%	13.7%	15.8%	15.6%
% of FP17s for the same patient ID Re-attending between 3 & 9 months - Children	302	535	56.4%	61.5%	60.1%	58.8%
% of FP17s for the same patient ID Re-attending between 3 & 9 months - Adults	902	2,071	43.6%	55.3%	53.3%	51.0%
% of FP17s for Band 1 Urgent Courses	325	2,327	14.0%	7.9%	9.0%	9.0%
% of FP17s Relating to Free Repair or Replacements	43	2,327	1.8%	0.9%	1.0%	0.8%
% of FP17s Relating to Continuations	28	2,327	1.2%	0.9%	1.0%	0.9%
% of Patients satisfied with the dentistry they have received	3	3	N/A	91.5%	93.8%	93.2%
% of Patients satisfied with the time they had to wait for an appointment	3	3	N/A	86.9%	89.4%	88.3%

* This is based on patients treated on this contract for their most recent course of treatment. Figures in italics indicate the base number of FP17s or Patient Questionnaire responses are less than 100. N/A is shown where the base number of responses is less than 10 during the period. % is calculated as Quantity/Base number*100

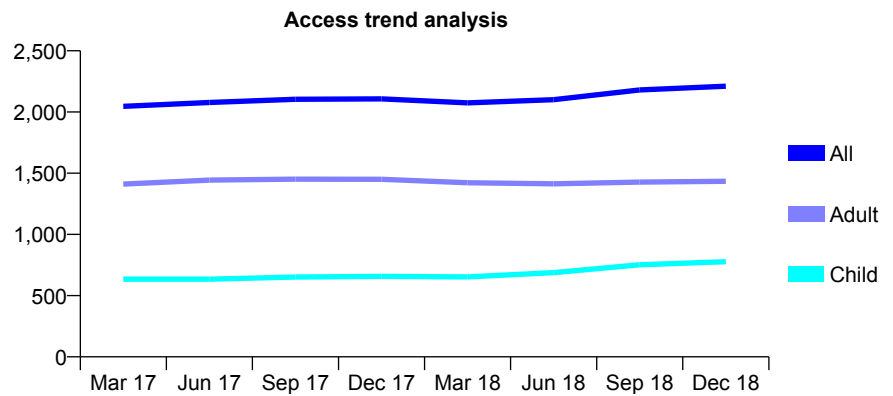
Q52 - Vital Signs At a Glance Contract Report for 569712/0001 - December 2018

Name or company name	MR NM SYKES
Contract type name	GDS Contract
Purpose of contract	General
Contract start date	01/04/2006
Contract end date	

18/19 Contracted general activity (UDA)	7,500
Carry forward general activity (UDA)	-150
18/19 Contracted orthodontic activity (UOA)	0
Carry forward orthodontic activity (UOA)	0
Baseline contract value	£230,771.71

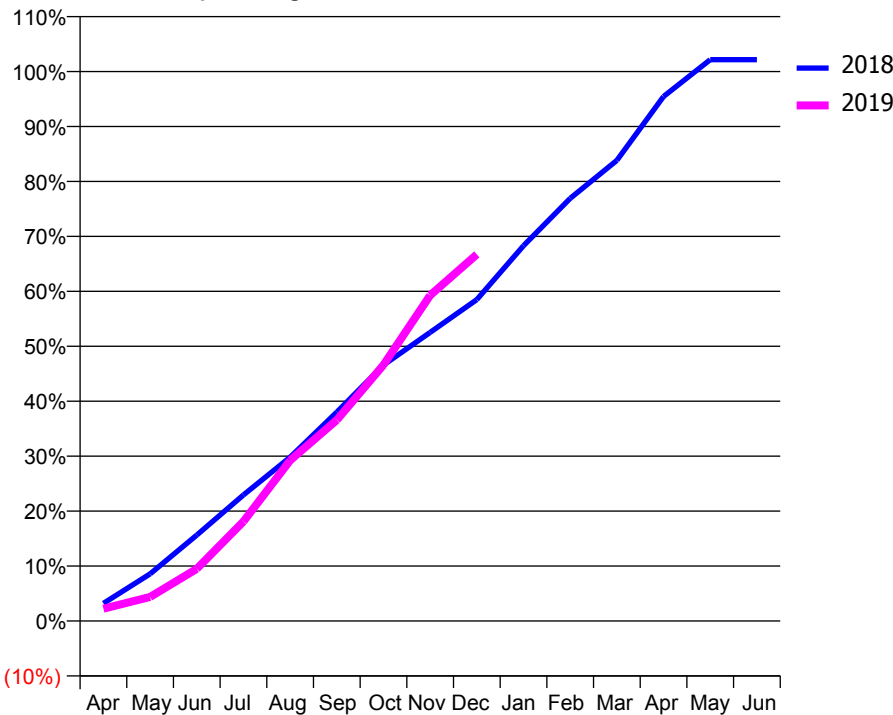
ACCESS*

Patients seen in 24 months	Total	Change since previous quarter
Quarter ending December 2017	2,107	
Quarter ending March 2018	2,075	↓
Quarter ending June 2018	2,101	→
Quarter ending September 2018	2,180	↑
Quarter ending December 2018	2,211	→
Variance since December 2017	4.9%	↑



ACTIVITY

Cumulative percentage of contracted UDA delivered 2018 & 2019



Month	Adjusted Scheduled Activity (UDA)	
	2018	2019
April	240	169
May	643	329
June	1,173	712
July	1,721	1,358
August	2,235	2,191
September	2,851	2,743
October	3,493	3,496
November	3,940	4,445
December	4,387	5,004
January	5,122	
February	5,769	
March	6,288	
April	7,160	
May	7,662	
June	7,662	

QUALITY

	Quantity	Base Number	Contract	AT	Region	England
% of FP17s for the same patient ID Re-attending within 3 months - Children	104	973	10.7%	10.2%	12.3%	11.8%
% of FP17s for the same patient ID Re-attending within 3 months - Adults	319	1,658	19.2%	13.7%	15.8%	15.6%
% of FP17s for the same patient ID Re-attending between 3 & 9 months - Children	488	973	50.2%	61.5%	60.1%	58.8%
% of FP17s for the same patient ID Re-attending between 3 & 9 months - Adults	802	1,658	48.4%	55.3%	53.3%	51.0%
% of FP17s for Band 1 Urgent Courses	114	2,137	5.3%	7.9%	9.0%	9.0%
% of FP17s Relating to Free Repair or Replacements	70	2,137	3.3%	0.9%	1.0%	0.8%
% of FP17s Relating to Continuations	4	2,137	0.2%	0.9%	1.0%	0.9%
% of Patients satisfied with the dentistry they have received	0	0	N/A	91.5%	93.8%	93.2%
% of Patients satisfied with the time they had to wait for an appointment	0	0	N/A	86.9%	89.4%	88.3%

* This is based on patients treated on this contract for their most recent course of treatment. Figures in italics indicate the base number of FP17s or Patient Questionnaire responses are less than 100. N/A is shown where the base number of responses is less than 10 during the period. % is calculated as Quantity/Base number*100

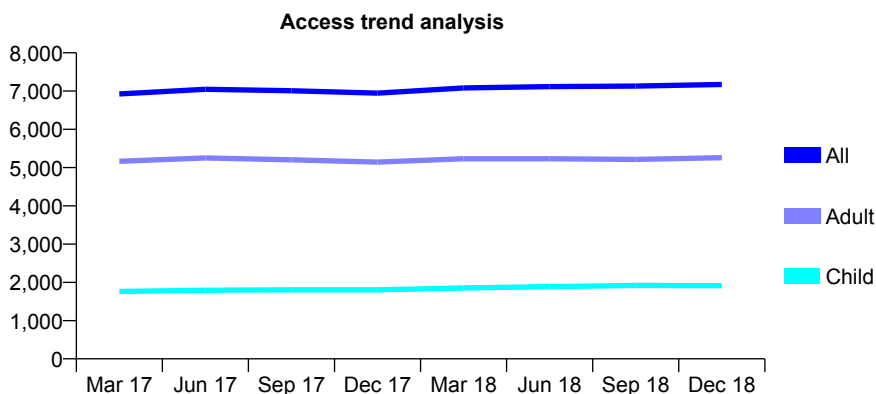
Q52 - Vital Signs At a Glance Contract Report for 575208/0002 - December 2018

Name or company name	MRS JC O'SULLIVAN
Contract type name	GDS Contract
Purpose of contract	General
Contract start date	01/04/2008
Contract end date	

18/19 Contracted general activity (UDA)	18,414
Carry forward general activity (UDA)	0
18/19 Contracted orthodontic activity (UOA)	0
Carry forward orthodontic activity (UOA)	0
Baseline contract value	£670,203.40

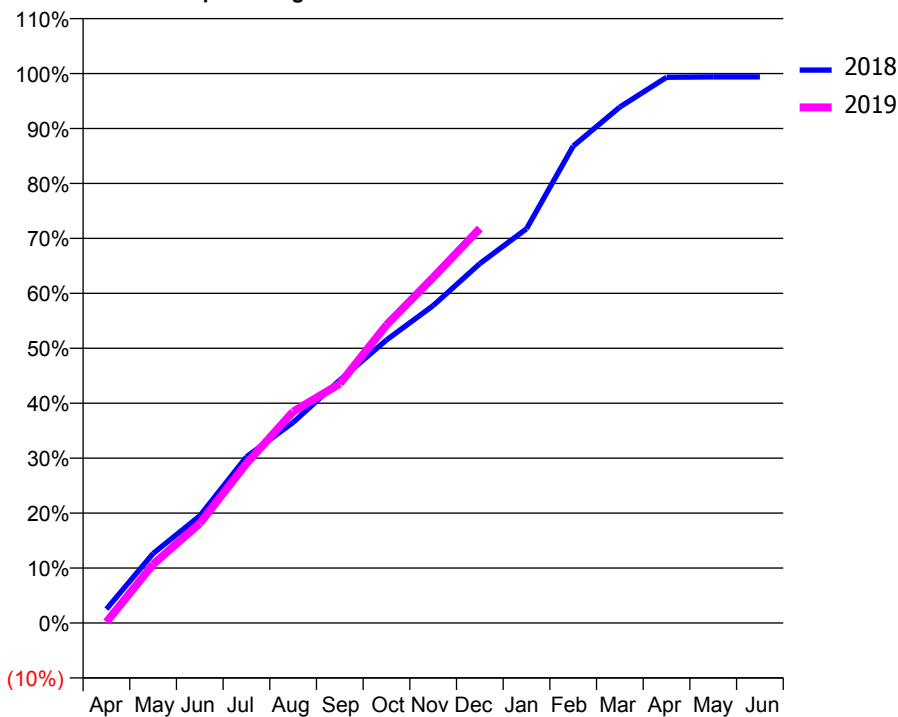
ACCESS*

Patients seen in 24 months	Total	Change since previous quarter
Quarter ending December 2017	6,946	
Quarter ending March 2018	7,081	→
Quarter ending June 2018	7,118	→
Quarter ending September 2018	7,130	→
Quarter ending December 2018	7,172	→
Variance since December 2017	3.3%	↑



ACTIVITY

Cumulative percentage of contracted UDA delivered 2018 & 2019



Month	Adjusted Scheduled Activity (UDA)	
	2018	2019
April	468	35
May	2,328	1,969
June	3,589	3,342
July	5,570	5,348
August	6,725	7,083
September	8,138	8,019
October	9,486	9,990
November	10,635	11,580
December	12,043	13,221
January	13,209	
February	15,980	
March	17,289	
April	18,289	
May	18,302	
June	18,302	

QUALITY

	Quantity	Base Number	Contract	AT	Region	England
% of FP17s for the same patient ID Re-attending within 3 months - Children	145	2,411	6.0%	10.2%	12.3%	11.8%
% of FP17s for the same patient ID Re-attending within 3 months - Adults	1,145	6,750	17.0%	13.7%	15.8%	15.6%
% of FP17s for the same patient ID Re-attending between 3 & 9 months - Children	1,625	2,411	67.4%	61.5%	60.1%	58.8%
% of FP17s for the same patient ID Re-attending between 3 & 9 months - Adults	4,308	6,750	63.8%	55.3%	53.3%	51.0%
% of FP17s for Band 1 Urgent Courses	568	7,867	7.2%	7.9%	9.0%	9.0%
% of FP17s Relating to Free Repair or Replacements	85	7,867	1.1%	0.9%	1.0%	0.8%
% of FP17s Relating to Continuations	201	7,867	2.6%	0.9%	1.0%	0.9%
% of Patients satisfied with the dentistry they have received	2	2	N/A	91.5%	93.8%	93.2%
% of Patients satisfied with the time they had to wait for an appointment	1	2	N/A	86.9%	89.4%	88.3%

* This is based on patients treated on this contract for their most recent course of treatment. Figures in italics indicate the base number of FP17s or Patient Questionnaire responses are less than 100. N/A is shown where the base number of responses is less than 10 during the period. % is calculated as Quantity/Base number*100

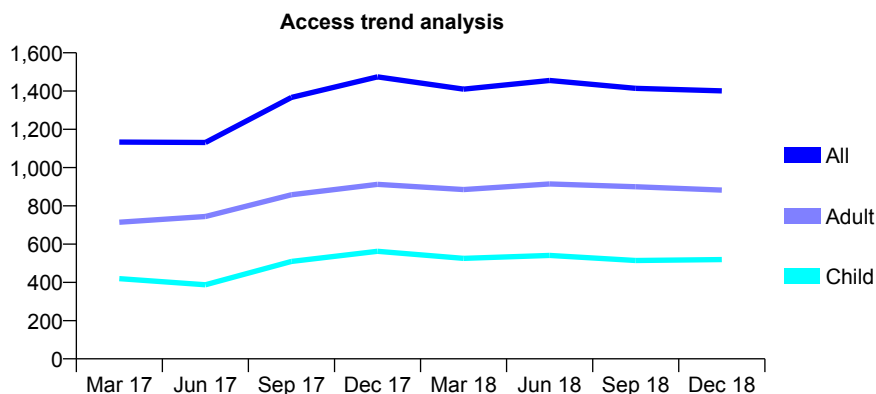
Q52 - Vital Signs At a Glance Contract Report for 623520/0001 - December 2018

Name or company name	N Kaushal & D Kaushal
Contract type name	GDS Contract
Purpose of contract	General
Contract start date	01/04/2006
Contract end date	

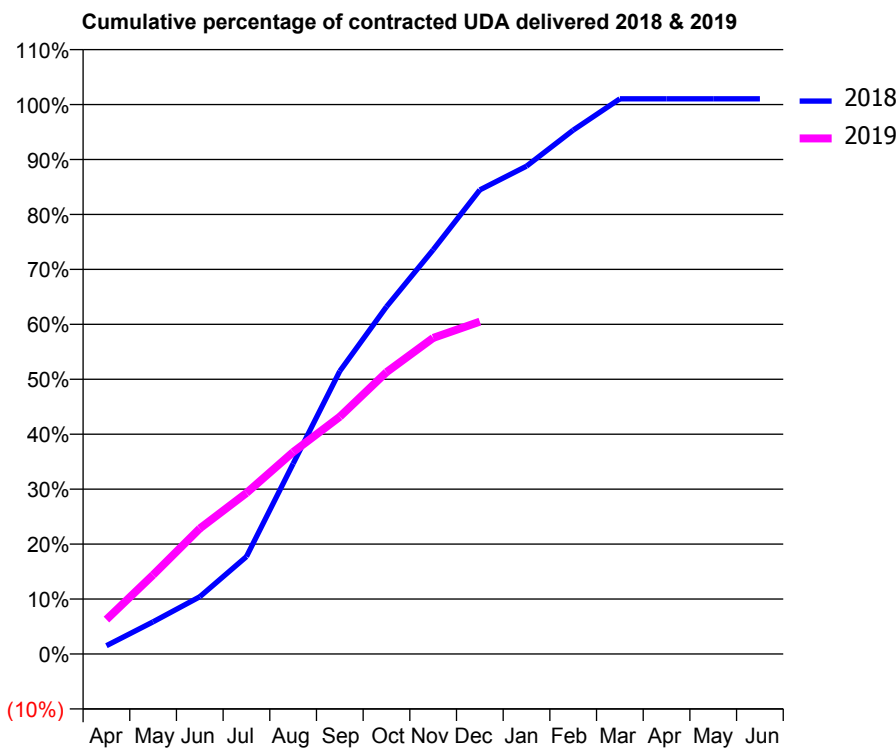
18/19 Contracted general activity (UDA)	4,347
Carry forward general activity (UDA)	-53
18/19 Contracted orthodontic activity (UOA)	0
Carry forward orthodontic activity (UOA)	0
Baseline contract value	£125,836.45

ACCESS*

Patients seen in 24 months	Total	Change since previous quarter
Quarter ending December 2017	1,474	
Quarter ending March 2018	1,410	↓
Quarter ending June 2018	1,455	↑
Quarter ending September 2018	1,414	↓
Quarter ending December 2018	1,401	→
Variance since December 2017	(5.0%)	↓



ACTIVITY



Month	Adjusted Scheduled Activity (UDA)	
	2018	2019
April	78	273
May	300	626
June	535	993
July	909	1,273
August	1,777	1,597
September	2,640	1,878
October	3,241	2,229
November	3,773	2,501
December	4,331	2,629
January	4,552	
February	4,889	
March	5,181	
April	5,181	
May	5,181	
June	5,181	

QUALITY

	Quantity	Base Number	Contract	AT	Region	England
% of FP17s for the same patient ID Re-attending within 3 months - Children	5	285	1.8%	10.2%	12.3%	11.8%
% of FP17s for the same patient ID Re-attending within 3 months - Adults	26	419	6.2%	13.7%	15.8%	15.6%
% of FP17s for the same patient ID Re-attending between 3 & 9 months - Children	74	285	26.0%	61.5%	60.1%	58.8%
% of FP17s for the same patient ID Re-attending between 3 & 9 months - Adults	116	419	27.7%	55.3%	53.3%	51.0%
% of FP17s for Band 1 Urgent Courses	5	703	0.7%	7.9%	9.0%	9.0%
% of FP17s Relating to Free Repair or Replacements	0	703	0.0%	0.9%	1.0%	0.8%
% of FP17s Relating to Continuations	0	703	0.0%	0.9%	1.0%	0.9%
% of Patients satisfied with the dentistry they have received	0	0	N/A	91.5%	93.8%	93.2%
% of Patients satisfied with the time they had to wait for an appointment	0	0	N/A	86.9%	89.4%	88.3%

* This is based on patients treated on this contract for their most recent course of treatment. Figures in italics indicate the base number of FP17s or Patient Questionnaire responses are less than 100. N/A is shown where the base number of responses is less than 10 during the period. % is calculated as Quantity/Base number*100

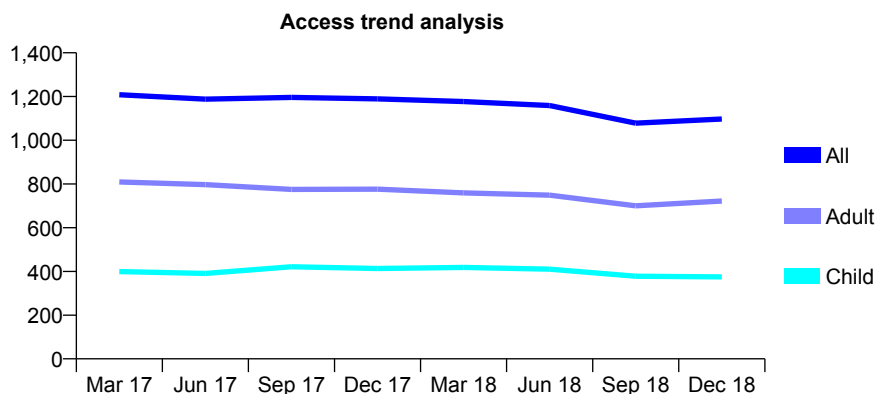
Q52 - Vital Signs At a Glance Contract Report for 623520/0002 - December 2018

Name or company name	MR GS CHANA
Contract type name	GDS Contract
Purpose of contract	General
Contract start date	01/04/2006
Contract end date	

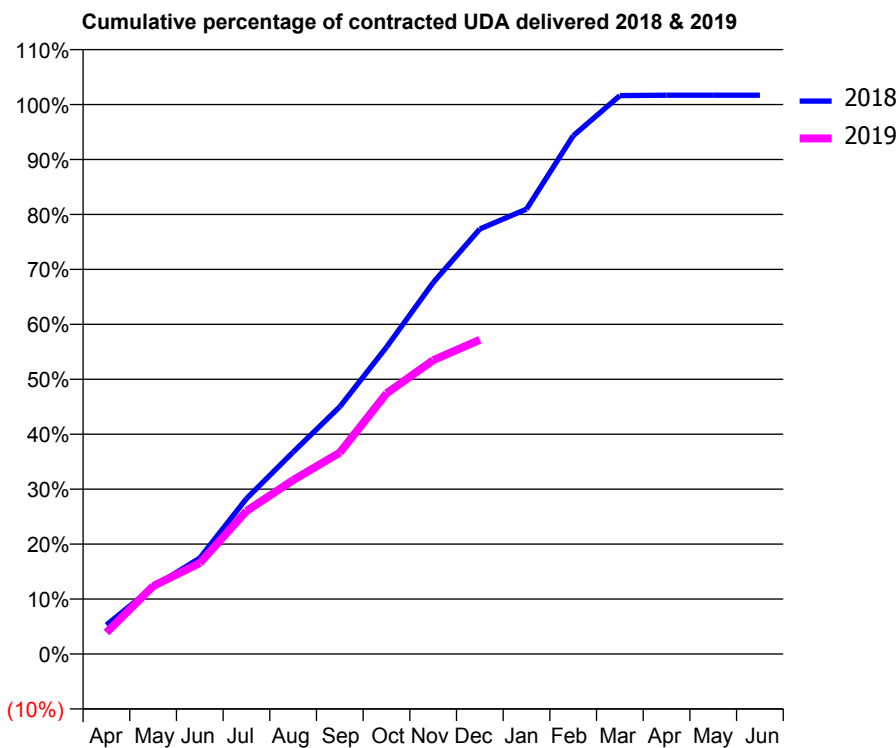
18/19 Contracted general activity (UDA)	4,150
Carry forward general activity (UDA)	-70
18/19 Contracted orthodontic activity (UOA)	0
Carry forward orthodontic activity (UOA)	0
Baseline contract value	£126,613.64

ACCESS*

Patients seen in 24 months	Total	Change since previous quarter
Quarter ending December 2017	1,189	
Quarter ending March 2018	1,177	↓
Quarter ending June 2018	1,159	↓
Quarter ending September 2018	1,078	↓
Quarter ending December 2018	1,097	→
Variance since December 2017	(7.7%)	↓



ACTIVITY



Adjusted Scheduled Activity (UDA)		
Month	2018	2019
April	219	163
May	507	513
June	725	687
July	1,174	1,080
August	1,525	1,314
September	1,868	1,521
October	2,318	1,969
November	2,805	2,219
December	3,210	2,373
January	3,360	
February	3,914	
March	4,217	
April	4,220	
May	4,220	
June	4,220	

QUALITY

	Quantity	Base Number	Contract	AT	Region	England
% of FP17s for the same patient ID Re-attending within 3 months - Children	10	201	5.0%	10.2%	12.3%	11.8%
% of FP17s for the same patient ID Re-attending within 3 months - Adults	22	356	6.2%	13.7%	15.8%	15.6%
% of FP17s for the same patient ID Re-attending between 3 & 9 months - Children	39	201	19.4%	61.5%	60.1%	58.8%
% of FP17s for the same patient ID Re-attending between 3 & 9 months - Adults	73	356	20.5%	55.3%	53.3%	51.0%
% of FP17s for Band 1 Urgent Courses	4	556	0.7%	7.9%	9.0%	9.0%
% of FP17s Relating to Free Repair or Replacements	0	556	0.0%	0.9%	1.0%	0.8%
% of FP17s Relating to Continuations	0	556	0.0%	0.9%	1.0%	0.9%
% of Patients satisfied with the dentistry they have received	0	0	N/A	91.5%	93.8%	93.2%
% of Patients satisfied with the time they had to wait for an appointment	0	0	N/A	86.9%	89.4%	88.3%

* This is based on patients treated on this contract for their most recent course of treatment. Figures in italics indicate the base number of FP17s or Patient Questionnaire responses are less than 100. N/A is shown where the base number of responses is less than 10 during the period. % is calculated as Quantity/Base number*100

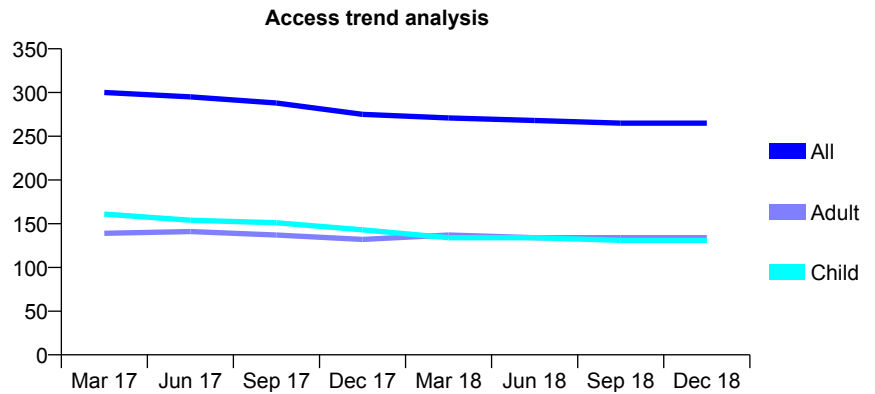
Q52 - Vital Signs At a Glance Contract Report for 631191/0001 - December 2018

Name or company name	MRS MJ MILLINGTON-SMITH
Contract type name	GDS Contract
Purpose of contract	General
Contract start date	01/04/2006
Contract end date	

18/19 Contracted general activity (UDA)	850
Carry forward general activity (UDA)	0
18/19 Contracted orthodontic activity (UOA)	0
Carry forward orthodontic activity (UOA)	0
Baseline contract value	£26,958.98

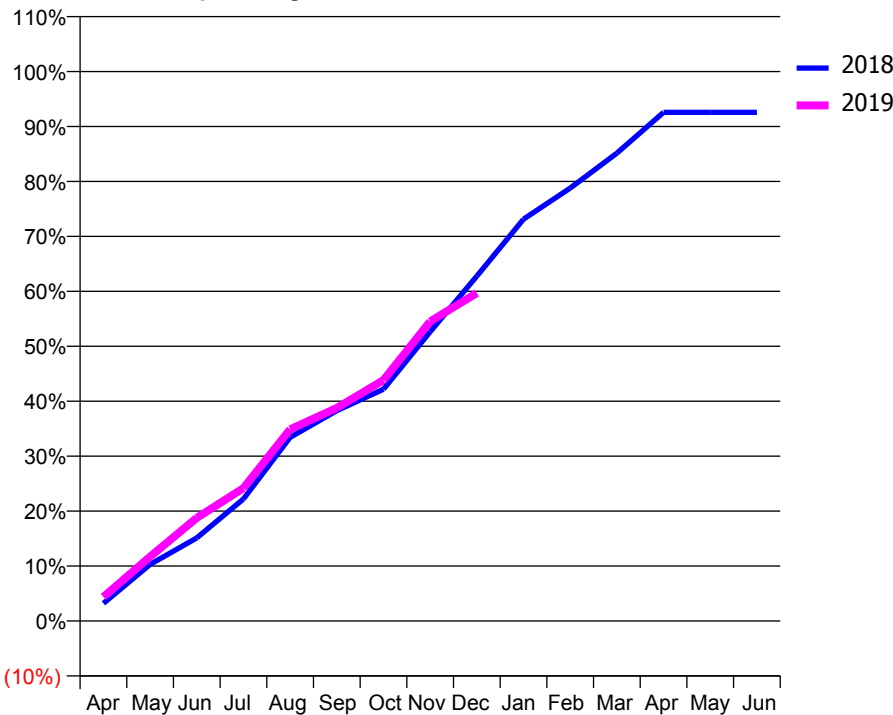
ACCESS*

Patients seen in 24 months	Total	Change since previous quarter
Quarter ending December 2017	275	
Quarter ending March 2018	271	↓
Quarter ending June 2018	268	↓
Quarter ending September 2018	265	↓
Quarter ending December 2018	265	→
Variance since December 2017	(3.6%)	↓



ACTIVITY

Cumulative percentage of contracted UDA delivered 2018 & 2019



Month	Adjusted Scheduled Activity (UDA)	
	2018	2019
April	27	37
May	88	100
June	129	160
July	189	206
August	284	297
September	325	330
October	359	373
November	448	463
December	534	507
January	622	
February	670	
March	724	
April	787	
May	787	
June	787	

QUALITY

	Quantity	Base Number	Contract	AT	Region	England
% of FP17s for the same patient ID Re-attending within 3 months - Children	10	180	5.6%	10.2%	12.3%	11.8%
% of FP17s for the same patient ID Re-attending within 3 months - Adults	25	152	16.4%	13.7%	15.8%	15.6%
% of FP17s for the same patient ID Re-attending between 3 & 9 months - Children	136	180	75.6%	61.5%	60.1%	58.8%
% of FP17s for the same patient ID Re-attending between 3 & 9 months - Adults	99	152	65.1%	55.3%	53.3%	51.0%
% of FP17s for Band 1 Urgent Courses	7	305	2.3%	7.9%	9.0%	9.0%
% of FP17s Relating to Free Repair or Replacements	0	305	0.0%	0.9%	1.0%	0.8%
% of FP17s Relating to Continuations	3	305	1.0%	0.9%	1.0%	0.9%
% of Patients satisfied with the dentistry they have received	0	0	N/A	91.5%	93.8%	93.2%
% of Patients satisfied with the time they had to wait for an appointment	0	0	N/A	86.9%	89.4%	88.3%

* This is based on patients treated on this contract for their most recent course of treatment. Figures in italics indicate the base number of FP17s or Patient Questionnaire responses are less than 100. N/A is shown where the base number of responses is less than 10 during the period. % is calculated as Quantity/Base number*100

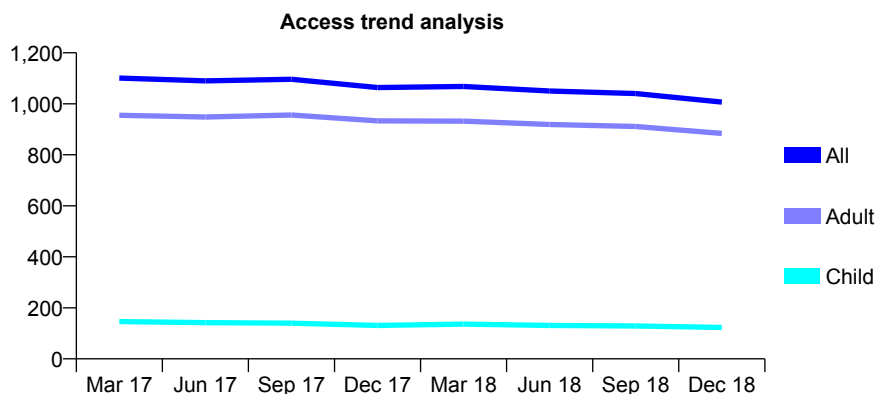
Q52 - Vital Signs At a Glance Contract Report for 631507/0001 - December 2018

Name or company name	MR JC RAYNER
Contract type name	GDS Contract
Purpose of contract	General
Contract start date	01/04/2006
Contract end date	

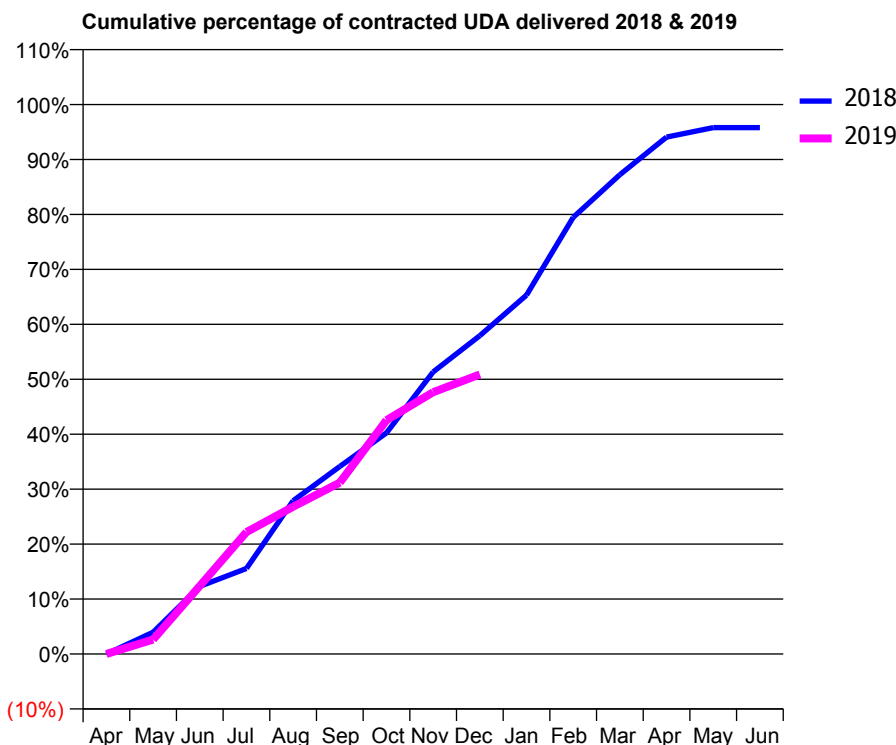
18/19 Contracted general activity (UDA)	2,718
Carry forward general activity (UDA)	0
18/19 Contracted orthodontic activity (UOA)	0
Carry forward orthodontic activity (UOA)	0
Baseline contract value	£55,159.82

ACCESS*

Patients seen in 24 months	Total	Change since previous quarter
Quarter ending December 2017	1,064	
Quarter ending March 2018	1,068	→
Quarter ending June 2018	1,050	↓
Quarter ending September 2018	1,040	→
Quarter ending December 2018	1,007	↓
Variance since December 2017	(5.4%)	↓



ACTIVITY



Month	Adjusted Scheduled Activity (UDA)	
	2018	2019
April	0	0
May	108	72
June	335	337
July	423	603
August	758	728
September	928	848
October	1,094	1,157
November	1,396	1,295
December	1,575	1,383
January	1,775	
February	2,160	
March	2,371	
April	2,557	
May	2,604	
June	2,604	

QUALITY

	Quantity	Base Number	Contract	AT	Region	England
% of FP17s for the same patient ID Re-attending within 3 months - Children	15	111	13.5%	10.2%	12.3%	11.8%
% of FP17s for the same patient ID Re-attending within 3 months - Adults	95	697	13.6%	13.7%	15.8%	15.6%
% of FP17s for the same patient ID Re-attending between 3 & 9 months - Children	57	111	51.4%	61.5%	60.1%	58.8%
% of FP17s for the same patient ID Re-attending between 3 & 9 months - Adults	269	697	38.6%	55.3%	53.3%	51.0%
% of FP17s for Band 1 Urgent Courses	62	696	8.9%	7.9%	9.0%	9.0%
% of FP17s Relating to Free Repair or Replacements	3	696	0.4%	0.9%	1.0%	0.8%
% of FP17s Relating to Continuations	9	696	1.3%	0.9%	1.0%	0.9%
% of Patients satisfied with the dentistry they have received	2	2	N/A	91.5%	93.8%	93.2%
% of Patients satisfied with the time they had to wait for an appointment	2	2	N/A	86.9%	89.4%	88.3%

* This is based on patients treated on this contract for their most recent course of treatment. Figures in italics indicate the base number of FP17s or Patient Questionnaire responses are less than 100. N/A is shown where the base number of responses is less than 10 during the period. % is calculated as Quantity/Base number*100

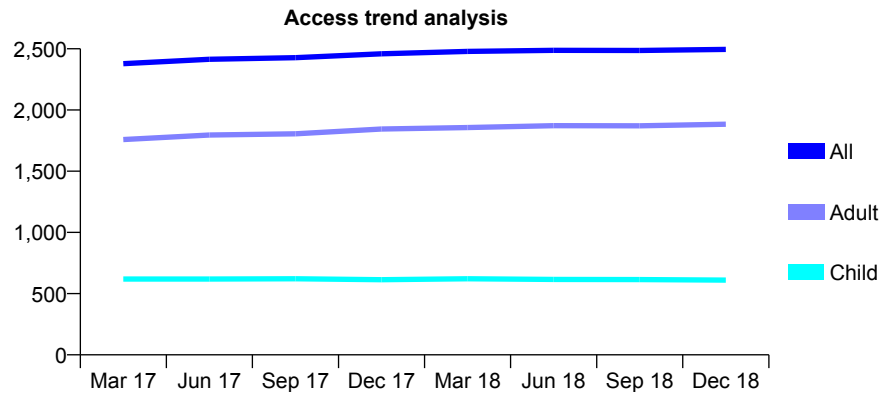
Q52 - Vital Signs At a Glance Contract Report for 632643/0001 - December 2018

Name or company name	MR PA BRIDGE
Contract type name	GDS Contract
Purpose of contract	General
Contract start date	01/04/2006
Contract end date	

18/19 Contracted general activity (UDA)	9,046
Carry forward general activity (UDA)	-33
18/19 Contracted orthodontic activity (UOA)	0
Carry forward orthodontic activity (UOA)	0
Baseline contract value	£239,291.52

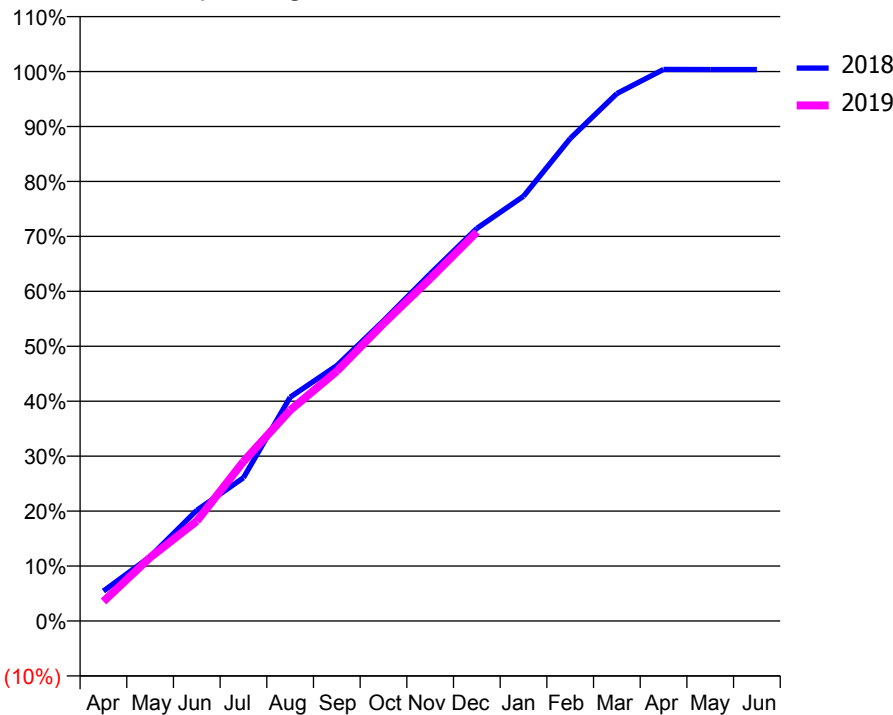
ACCESS*

Patients seen in 24 months	Total	Change since previous quarter
Quarter ending December 2017	2,459	
Quarter ending March 2018	2,479	→
Quarter ending June 2018	2,488	→
Quarter ending September 2018	2,486	→
Quarter ending December 2018	2,495	→
Variance since December 2017	1.5%	→



ACTIVITY

Cumulative percentage of contracted UDA delivered 2018 & 2019



Month	Adjusted Scheduled Activity (UDA)	
	2018	2019
April	493	321
May	1,060	1,047
June	1,823	1,646
July	2,360	2,626
August	3,685	3,470
September	4,205	4,113
October	4,943	4,895
November	5,715	5,635
December	6,464	6,403
January	6,993	
February	7,944	
March	8,682	
April	9,080	
May	9,079	
June	9,079	

QUALITY

	Quantity	Base Number	Contract	AT	Region	England
% of FP17s for the same patient ID Re-attending within 3 months - Children	62	768	8.1%	10.2%	12.3%	11.8%
% of FP17s for the same patient ID Re-attending within 3 months - Adults	394	2,538	15.5%	13.7%	15.8%	15.6%
% of FP17s for the same patient ID Re-attending between 3 & 9 months - Children	551	768	71.7%	61.5%	60.1%	58.8%
% of FP17s for the same patient ID Re-attending between 3 & 9 months - Adults	1,785	2,538	70.3%	55.3%	53.3%	51.0%
% of FP17s for Band 1 Urgent Courses	226	3,142	7.2%	7.9%	9.0%	9.0%
% of FP17s Relating to Free Repair or Replacements	20	3,142	0.6%	0.9%	1.0%	0.8%
% of FP17s Relating to Continuations	26	3,142	0.8%	0.9%	1.0%	0.9%
% of Patients satisfied with the dentistry they have received	3	3	N/A	91.5%	93.8%	93.2%
% of Patients satisfied with the time they had to wait for an appointment	3	3	N/A	86.9%	89.4%	88.3%

* This is based on patients treated on this contract for their most recent course of treatment. Figures in italics indicate the base number of FP17s or Patient Questionnaire responses are less than 100. N/A is shown where the base number of responses is less than 10 during the period. % is calculated as Quantity/Base number*100

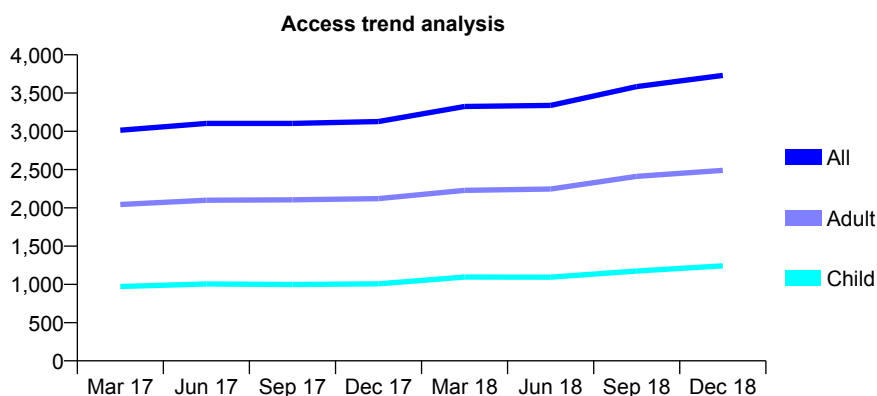
Q52 - Vital Signs At a Glance Contract Report for 643637/0001 - December 2018

Name or company name	MR A VANIA
Contract type name	GDS Contract
Purpose of contract	General
Contract start date	01/04/2006
Contract end date	

18/19 Contracted general activity (UDA)	11,017
Carry forward general activity (UDA)	289
18/19 Contracted orthodontic activity (UOA)	0
Carry forward orthodontic activity (UOA)	0
Baseline contract value	£347,523.12

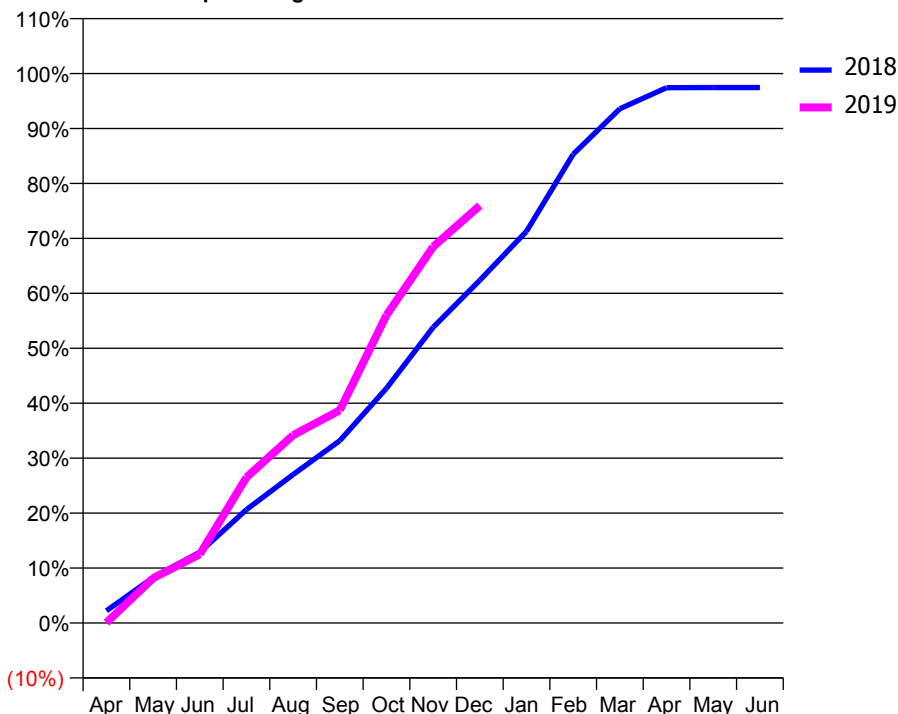
ACCESS*

Patients seen in 24 months	Total	Change since previous quarter
Quarter ending December 2017	3,127	
Quarter ending March 2018	3,324	↑
Quarter ending June 2018	3,339	→
Quarter ending September 2018	3,585	↑
Quarter ending December 2018	3,730	↑
Variance since December 2017	19.3%	↑



ACTIVITY

Cumulative percentage of contracted UDA delivered 2018 & 2019



Month	Adjusted Scheduled Activity (UDA)	
	2018	2019
April	250	7
May	934	900
June	1,453	1,379
July	2,326	2,920
August	3,047	3,765
September	3,741	4,266
October	4,817	6,171
November	6,067	7,544
December	7,033	8,370
January	8,035	
February	9,618	
March	10,550	
April	10,983	
May	10,984	
June	10,984	

QUALITY

	Quantity	Base Number	Contract	AT	Region	England
% of FP17s for the same patient ID Re-attending within 3 months - Children	317	2,175	14.6%	10.2%	12.3%	11.8%
% of FP17s for the same patient ID Re-attending within 3 months - Adults	577	3,157	18.3%	13.7%	15.8%	15.6%
% of FP17s for the same patient ID Re-attending between 3 & 9 months - Children	1,446	2,175	66.5%	61.5%	60.1%	58.8%
% of FP17s for the same patient ID Re-attending between 3 & 9 months - Adults	1,775	3,157	56.2%	55.3%	53.3%	51.0%
% of FP17s for Band 1 Urgent Courses	603	5,117	11.8%	7.9%	9.0%	9.0%
% of FP17s Relating to Free Repair or Replacements	27	5,117	0.5%	0.9%	1.0%	0.8%
% of FP17s Relating to Continuations	22	5,117	0.4%	0.9%	1.0%	0.9%
% of Patients satisfied with the dentistry they have received	2	3	N/A	91.5%	93.8%	93.2%
% of Patients satisfied with the time they had to wait for an appointment	3	3	N/A	86.9%	89.4%	88.3%

* This is based on patients treated on this contract for their most recent course of treatment. Figures in italics indicate the base number of FP17s or Patient Questionnaire responses are less than 100. N/A is shown where the base number of responses is less than 10 during the period. % is calculated as Quantity/Base number*100

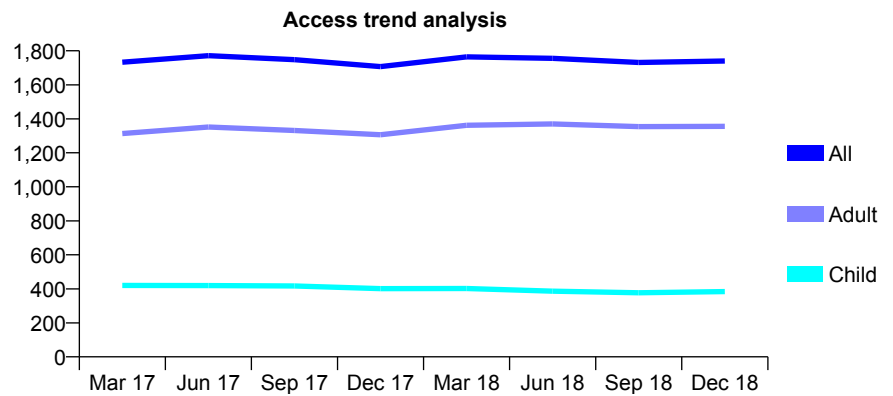
Q52 - Vital Signs At a Glance Contract Report for 650889/0001 - December 2018

Name or company name	MR SO ODAI
Contract type name	GDS Contract
Purpose of contract	General
Contract start date	01/04/2006
Contract end date	

18/19 Contracted general activity (UDA)	4,288
Carry forward general activity (UDA)	751
18/19 Contracted orthodontic activity (UOA)	0
Carry forward orthodontic activity (UOA)	0
Baseline contract value	£117,227.39

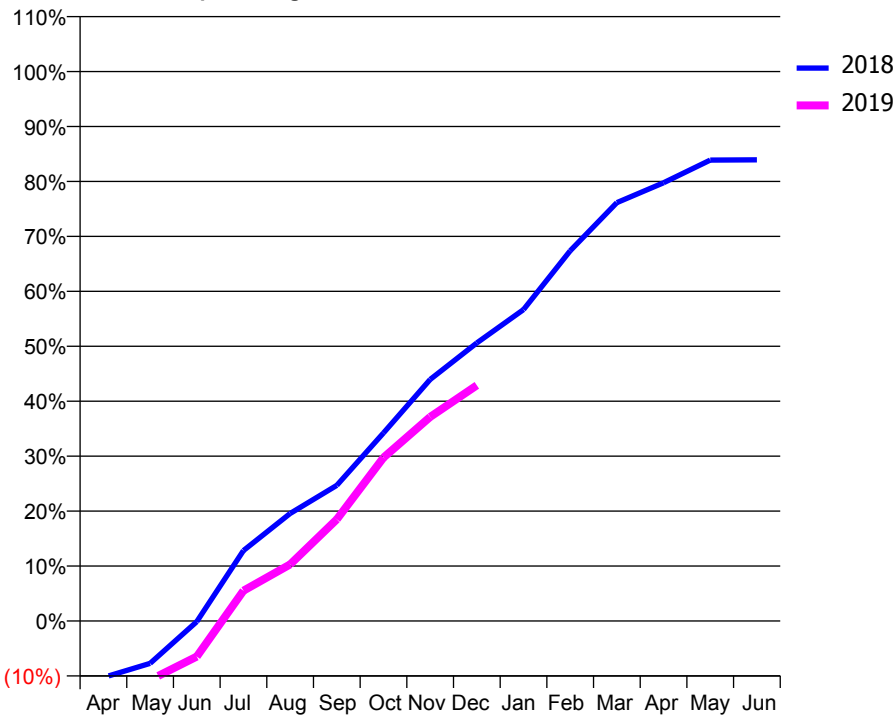
ACCESS*

Patients seen in 24 months	Total	Change since previous quarter
Quarter ending December 2017	1,707	
Quarter ending March 2018	1,764	↑
Quarter ending June 2018	1,756	→
Quarter ending September 2018	1,731	↓
Quarter ending December 2018	1,740	→
Variance since December 2017	1.9%	→



ACTIVITY

Cumulative percentage of contracted UDA delivered 2018 & 2019



Month	Adjusted Scheduled Activity (UDA)	
	2018	2019
April	-481	-751
May	-361	-461
June	-6	-279
July	599	237
August	914	442
September	1,154	793
October	1,599	1,275
November	2,054	1,593
December	2,365	1,840
January	2,648	
February	3,148	
March	3,557	
April	3,726	
May	3,919	
June	3,921	

QUALITY

	Quantity	Base Number	Contract	AT	Region	England
% of FP17s for the same patient ID Re-attending within 3 months - Children	35	353	9.9%	10.2%	12.3%	11.8%
% of FP17s for the same patient ID Re-attending within 3 months - Adults	223	1,271	17.5%	13.7%	15.8%	15.6%
% of FP17s for the same patient ID Re-attending between 3 & 9 months - Children	182	353	51.6%	61.5%	60.1%	58.8%
% of FP17s for the same patient ID Re-attending between 3 & 9 months - Adults	704	1,271	55.4%	55.3%	53.3%	51.0%
% of FP17s for Band 1 Urgent Courses	129	1,474	8.8%	7.9%	9.0%	9.0%
% of FP17s Relating to Free Repair or Replacements	9	1,474	0.6%	0.9%	1.0%	0.8%
% of FP17s Relating to Continuations	21	1,474	1.4%	0.9%	1.0%	0.9%
% of Patients satisfied with the dentistry they have received	2	2	N/A	91.5%	93.8%	93.2%
% of Patients satisfied with the time they had to wait for an appointment	2	2	N/A	86.9%	89.4%	88.3%

* This is based on patients treated on this contract for their most recent course of treatment. Figures in italics indicate the base number of FP17s or Patient Questionnaire responses are less than 100. N/A is shown where the base number of responses is less than 10 during the period. % is calculated as Quantity/Base number*100

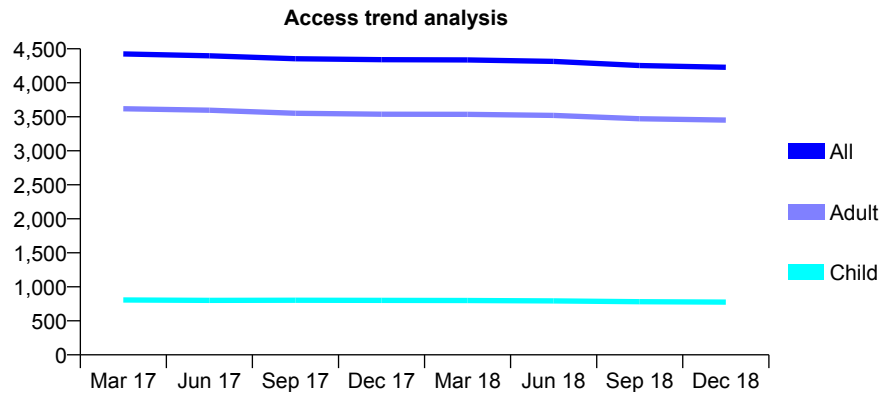
Q52 - Vital Signs At a Glance Contract Report for 650986/0001 - December 2018

Name or company name	MISS JE COTTERILL
Contract type name	GDS Contract
Purpose of contract	General
Contract start date	01/04/2006
Contract end date	

18/19 Contracted general activity (UDA)	12,927
Carry forward general activity (UDA)	-119
18/19 Contracted orthodontic activity (UOA)	0
Carry forward orthodontic activity (UOA)	0
Baseline contract value	£323,447.85

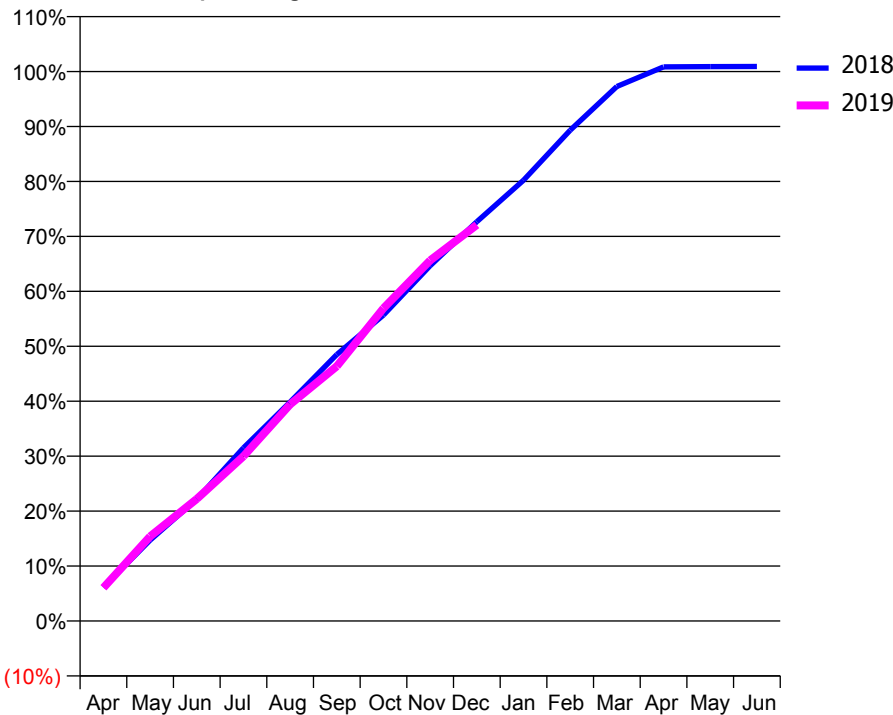
ACCESS*

Patients seen in 24 months	Total	Change since previous quarter
Quarter ending December 2017	4,340	
Quarter ending March 2018	4,336	→
Quarter ending June 2018	4,315	→
Quarter ending September 2018	4,254	↓
Quarter ending December 2018	4,228	→
Variance since December 2017	(2.6%)	↓



ACTIVITY

Cumulative percentage of contracted UDA delivered 2018 & 2019



Month	Adjusted Scheduled Activity (UDA)	
	2018	2019
April	791	784
May	1,901	1,990
June	2,866	2,872
July	4,072	3,874
August	5,152	5,097
September	6,269	5,992
October	7,197	7,359
November	8,358	8,484
December	9,395	9,318
January	10,369	
February	11,545	
March	12,574	
April	13,036	
May	13,043	
June	13,046	

QUALITY

	Quantity	Base Number	Contract	AT	Region	England
% of FP17s for the same patient ID Re-attending within 3 months - Children	72	1,024	7.0%	10.2%	12.3%	11.8%
% of FP17s for the same patient ID Re-attending within 3 months - Adults	688	4,608	14.9%	13.7%	15.8%	15.6%
% of FP17s for the same patient ID Re-attending between 3 & 9 months - Children	763	1,024	74.5%	61.5%	60.1%	58.8%
% of FP17s for the same patient ID Re-attending between 3 & 9 months - Adults	3,230	4,608	70.1%	55.3%	53.3%	51.0%
% of FP17s for Band 1 Urgent Courses	359	5,393	6.7%	7.9%	9.0%	9.0%
% of FP17s Relating to Free Repair or Replacements	90	5,393	1.7%	0.9%	1.0%	0.8%
% of FP17s Relating to Continuations	50	5,393	0.9%	0.9%	1.0%	0.9%
% of Patients satisfied with the dentistry they have received	5	5	N/A	91.5%	93.8%	93.2%
% of Patients satisfied with the time they had to wait for an appointment	5	5	N/A	86.9%	89.4%	88.3%

* This is based on patients treated on this contract for their most recent course of treatment. Figures in italics indicate the base number of FP17s or Patient Questionnaire responses are less than 100. N/A is shown where the base number of responses is less than 10 during the period. % is calculated as Quantity/Base number*100

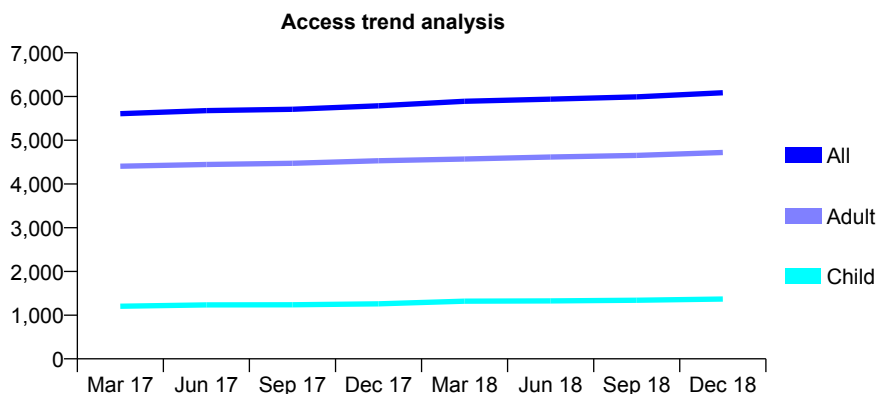
Q52 - Vital Signs At a Glance Contract Report for 658049/0001 - December 2018

Name or company name	MISS KM HAYES-SINCLAIR
Contract type name	GDS Contract
Purpose of contract	General
Contract start date	01/12/2010
Contract end date	

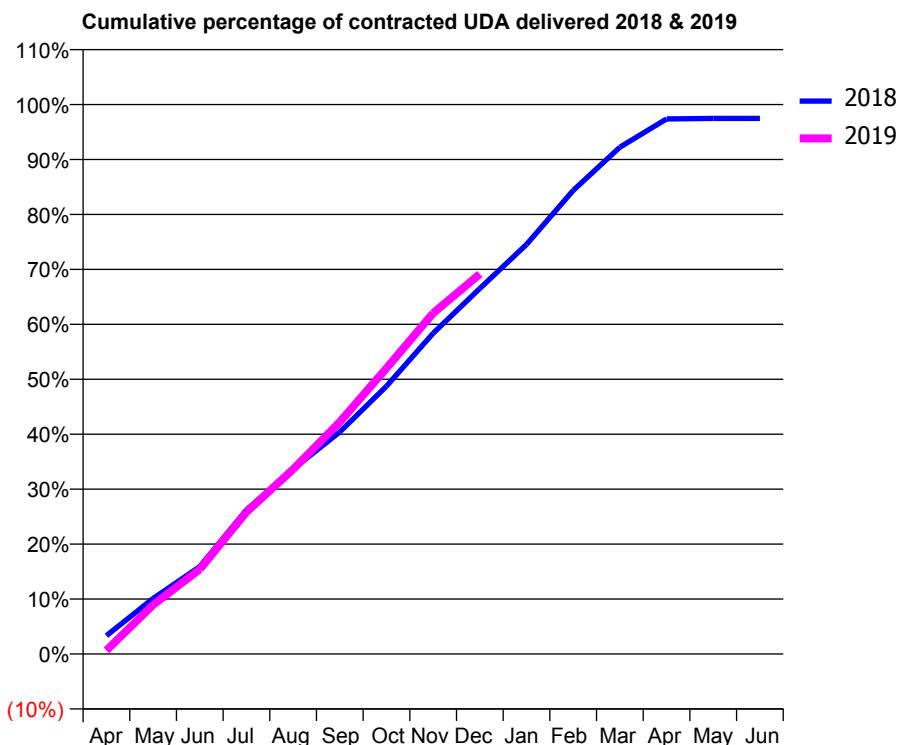
18/19 Contracted general activity (UDA)	16,775
Carry forward general activity (UDA)	423
18/19 Contracted orthodontic activity (UOA)	0
Carry forward orthodontic activity (UOA)	0
Baseline contract value	£534,887.57

ACCESS*

Patients seen in 24 months	Total	Change since previous quarter
Quarter ending December 2017	5,788	
Quarter ending March 2018	5,892	→
Quarter ending June 2018	5,940	→
Quarter ending September 2018	5,993	→
Quarter ending December 2018	6,087	→
Variance since December 2017	5.2%	↑



ACTIVITY



Month	Adjusted Scheduled Activity (UDA)	
	2018	2019
April	558	110
May	1,695	1,499
June	2,669	2,586
July	4,399	4,333
August	5,649	5,639
September	6,781	7,086
October	8,178	8,727
November	9,794	10,408
December	11,159	11,601
January	12,503	
February	14,154	
March	15,470	
April	16,334	
May	16,352	
June	16,352	

QUALITY

	Quantity	Base Number	Contract	AT	Region	England
% of FP17s for the same patient ID Re-attending within 3 months - Children	189	1,739	10.9%	10.2%	12.3%	11.8%
% of FP17s for the same patient ID Re-attending within 3 months - Adults	755	4,429	17.0%	13.7%	15.8%	15.6%
% of FP17s for the same patient ID Re-attending between 3 & 9 months - Children	1,163	1,739	66.9%	61.5%	60.1%	58.8%
% of FP17s for the same patient ID Re-attending between 3 & 9 months - Adults	1,125	4,429	25.4%	55.3%	53.3%	51.0%
% of FP17s for Band 1 Urgent Courses	359	5,791	6.2%	7.9%	9.0%	9.0%
% of FP17s Relating to Free Repair or Replacements	50	5,791	0.9%	0.9%	1.0%	0.8%
% of FP17s Relating to Continuations	222	5,791	3.8%	0.9%	1.0%	0.9%
% of Patients satisfied with the dentistry they have received	4	4	N/A	91.5%	93.8%	93.2%
% of Patients satisfied with the time they had to wait for an appointment	4	4	N/A	86.9%	89.4%	88.3%

* This is based on patients treated on this contract for their most recent course of treatment. Figures in italics indicate the base number of FP17s or Patient Questionnaire responses are less than 100. N/A is shown where the base number of responses is less than 10 during the period. % is calculated as Quantity/Base number*100

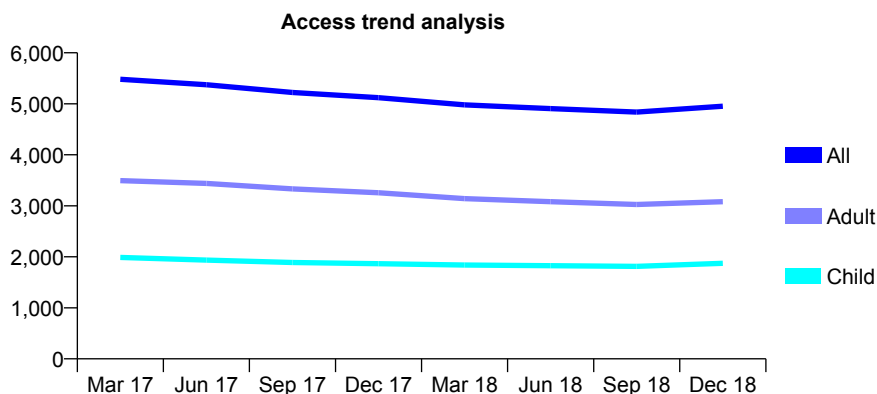
Q52 - Vital Signs At a Glance Contract Report for 658308/0002 - December 2018

Name or company name	Perfect Smile Clinic (UK) Ltd
Contract type name	GDS Contract
Purpose of contract	General
Contract start date	01/11/2009
Contract end date	

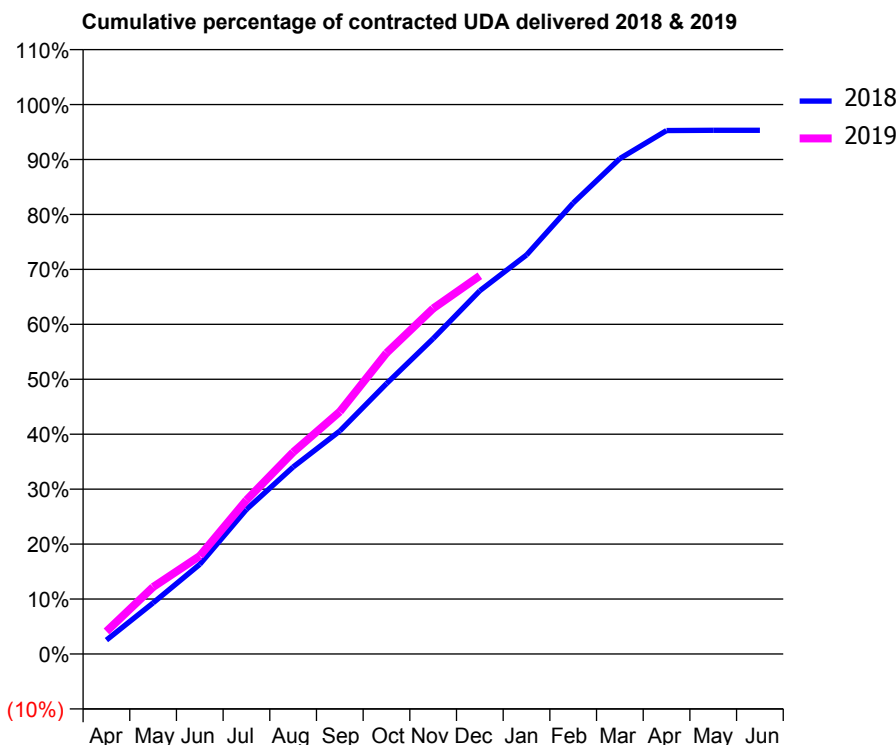
18/19 Contracted general activity (UDA)	15,500
Carry forward general activity (UDA)	0
18/19 Contracted orthodontic activity (UOA)	0
Carry forward orthodontic activity (UOA)	0
Baseline contract value	£394,389.96

ACCESS*

Patients seen in 24 months	Total	Change since previous quarter
Quarter ending December 2017	5,120	
Quarter ending March 2018	4,978	↓
Quarter ending June 2018	4,907	↓
Quarter ending September 2018	4,839	↓
Quarter ending December 2018	4,954	↑
Variance since December 2017	(3.2%)	↓



ACTIVITY



Month	Adjusted Scheduled Activity (UDA)	
	2018	2019
April	392	637
May	1,443	1,890
June	2,531	2,765
July	4,081	4,343
August	5,277	5,692
September	6,292	6,836
October	7,625	8,491
November	8,897	9,749
December	10,247	10,668
January	11,257	
February	12,724	
March	13,976	
April	14,766	
May	14,771	
June	14,773	

QUALITY

	Quantity	Base Number	Contract	AT	Region	England
% of FP17s for the same patient ID Re-attending within 3 months - Children	234	2,546	9.2%	10.2%	12.3%	11.8%
% of FP17s for the same patient ID Re-attending within 3 months - Adults	620	3,679	16.9%	13.7%	15.8%	15.6%
% of FP17s for the same patient ID Re-attending between 3 & 9 months - Children	1,719	2,546	67.5%	61.5%	60.1%	58.8%
% of FP17s for the same patient ID Re-attending between 3 & 9 months - Adults	2,212	3,679	60.1%	55.3%	53.3%	51.0%
% of FP17s for Band 1 Urgent Courses	424	5,787	7.3%	7.9%	9.0%	9.0%
% of FP17s Relating to Free Repair or Replacements	46	5,787	0.8%	0.9%	1.0%	0.8%
% of FP17s Relating to Continuations	45	5,787	0.8%	0.9%	1.0%	0.9%
% of Patients satisfied with the dentistry they have received	1	1	N/A	91.5%	93.8%	93.2%
% of Patients satisfied with the time they had to wait for an appointment	1	1	N/A	86.9%	89.4%	88.3%

* This is based on patients treated on this contract for their most recent course of treatment. Figures in italics indicate the base number of FP17s or Patient Questionnaire responses are less than 100. N/A is shown where the base number of responses is less than 10 during the period. % is calculated as Quantity/Base number*100

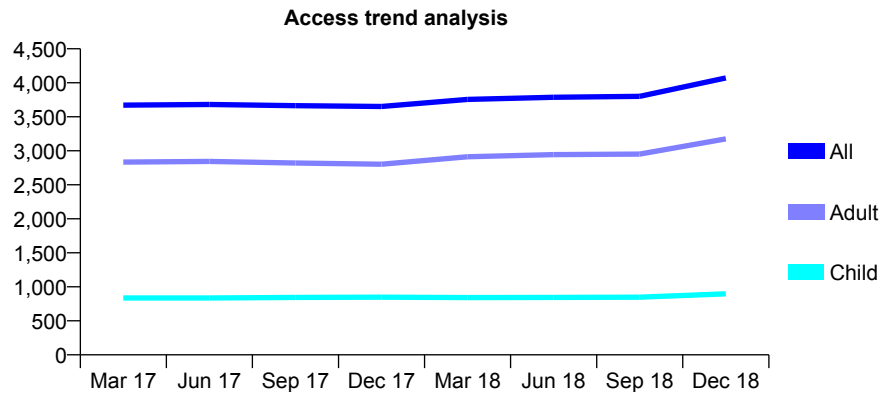
Q52 - Vital Signs At a Glance Contract Report for 659878/0001 - December 2018

Name or company name	MR JE COOPER
Contract type name	GDS Contract
Purpose of contract	General
Contract start date	01/04/2006
Contract end date	

18/19 Contracted general activity (UDA)	15,984
Carry forward general activity (UDA)	0
18/19 Contracted orthodontic activity (UOA)	0
Carry forward orthodontic activity (UOA)	0
Baseline contract value	£404,754.01

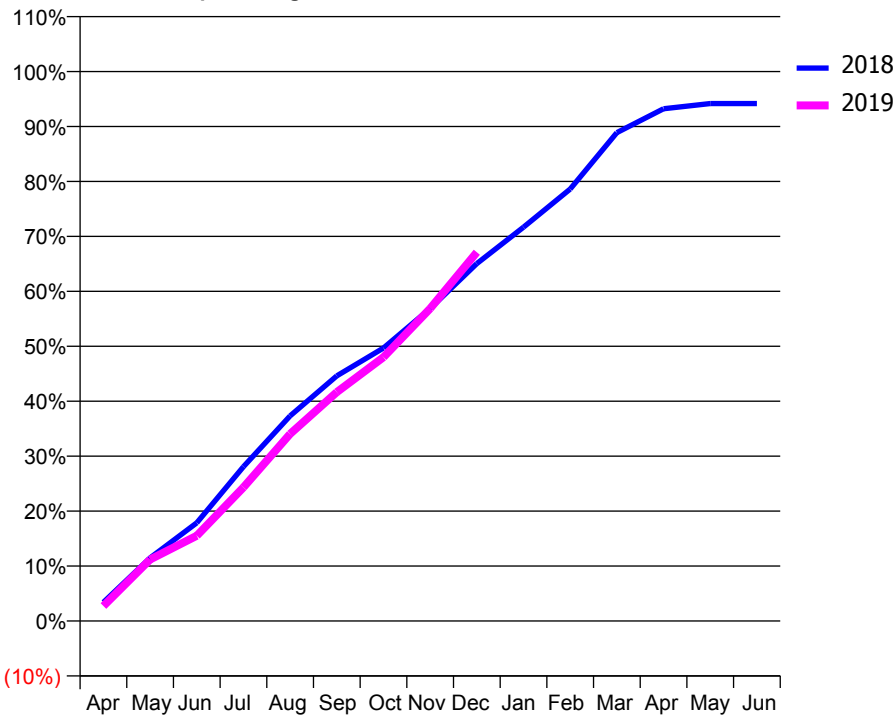
ACCESS*

Patients seen in 24 months	Total	Change since previous quarter
Quarter ending December 2017	3,651	
Quarter ending March 2018	3,756	↑
Quarter ending June 2018	3,788	→
Quarter ending September 2018	3,800	→
Quarter ending December 2018	4,072	↑
Variance since December 2017	11.5%	↑



ACTIVITY

Cumulative percentage of contracted UDA delivered 2018 & 2019



Month	Adjusted Scheduled Activity (UDA)	
	2018	2019
April	547	438
May	1,836	1,792
June	2,858	2,480
July	4,488	3,889
August	5,968	5,445
September	7,133	6,658
October	7,942	7,674
November	9,091	9,091
December	10,397	10,727
January	11,458	
February	12,564	
March	14,206	
April	14,902	
May	15,052	
June	15,052	

QUALITY

	Quantity	Base Number	Contract	AT	Region	England
% of FP17s for the same patient ID Re-attending within 3 months - Children	55	1,030	5.3%	10.2%	12.3%	11.8%
% of FP17s for the same patient ID Re-attending within 3 months - Adults	409	3,728	11.0%	13.7%	15.8%	15.6%
% of FP17s for the same patient ID Re-attending between 3 & 9 months - Children	665	1,030	64.6%	61.5%	60.1%	58.8%
% of FP17s for the same patient ID Re-attending between 3 & 9 months - Adults	2,327	3,728	62.4%	55.3%	53.3%	51.0%
% of FP17s for Band 1 Urgent Courses	187	4,494	4.2%	7.9%	9.0%	9.0%
% of FP17s Relating to Free Repair or Replacements	34	4,494	0.8%	0.9%	1.0%	0.8%
% of FP17s Relating to Continuations	13	4,494	0.3%	0.9%	1.0%	0.9%
% of Patients satisfied with the dentistry they have received	0	0	N/A	91.5%	93.8%	93.2%
% of Patients satisfied with the time they had to wait for an appointment	0	0	N/A	86.9%	89.4%	88.3%

* This is based on patients treated on this contract for their most recent course of treatment. Figures in italics indicate the base number of FP17s or Patient Questionnaire responses are less than 100. N/A is shown where the base number of responses is less than 10 during the period. % is calculated as Quantity/Base number*100

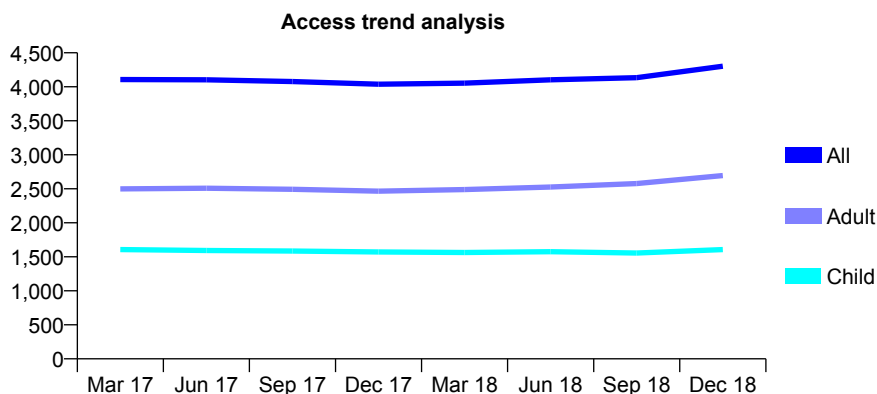
Q52 - Vital Signs At a Glance Contract Report for 673714/0001 - December 2018

Name or company name	Majid, Elia & O'Donovan
Contract type name	GDS Contract
Purpose of contract	General
Contract start date	01/11/2007
Contract end date	

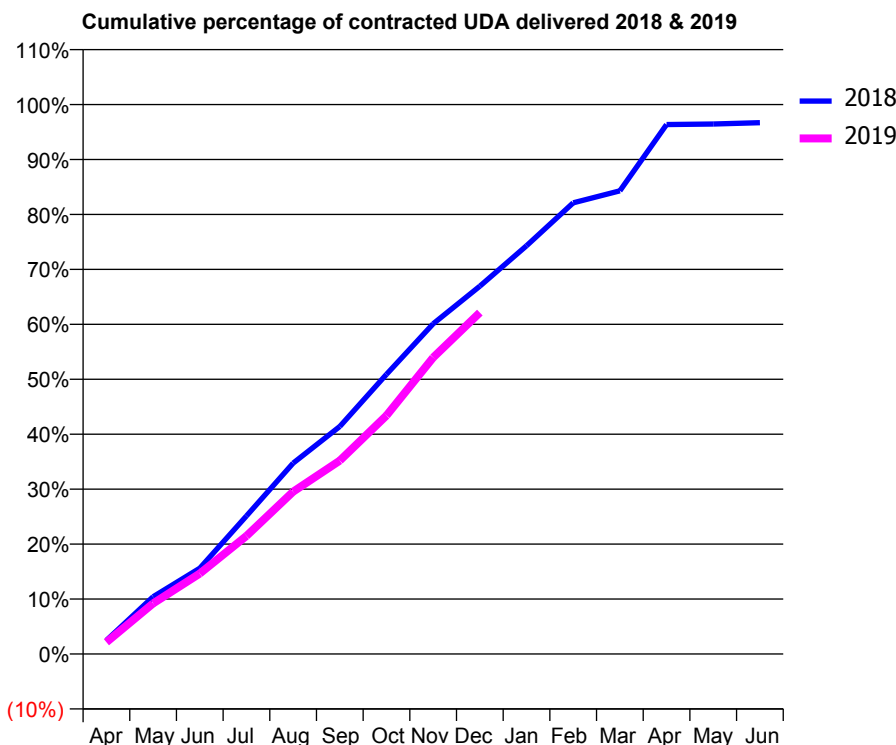
18/19 Contracted general activity (UDA)	13,607
Carry forward general activity (UDA)	0
18/19 Contracted orthodontic activity (UOA)	0
Carry forward orthodontic activity (UOA)	0
Baseline contract value	£391,547.41

ACCESS*

Patients seen in 24 months	Total	Change since previous quarter
Quarter ending December 2017	4,038	
Quarter ending March 2018	4,053	→
Quarter ending June 2018	4,102	→
Quarter ending September 2018	4,134	→
Quarter ending December 2018	4,302	↑
Variance since December 2017	6.5%	↑



ACTIVITY



Adjusted Scheduled Activity (UDA)		
Month	2018	2019
April	293	292
May	1,227	1,253
June	1,841	1,992
July	2,963	2,924
August	4,094	4,022
September	4,882	4,790
October	5,999	5,904
November	7,083	7,343
December	7,891	8,453
January	8,757	
February	9,680	
March	9,938	
April	11,357	
May	11,368	
June	11,397	

QUALITY

	Quantity	Base Number	Contract	AT	Region	England
% of FP17s for the same patient ID Re-attending within 3 months - Children	92	1,857	5.0%	10.2%	12.3%	11.8%
% of FP17s for the same patient ID Re-attending within 3 months - Adults	274	2,965	9.2%	13.7%	15.8%	15.6%
% of FP17s for the same patient ID Re-attending between 3 & 9 months - Children	1,010	1,857	54.4%	61.5%	60.1%	58.8%
% of FP17s for the same patient ID Re-attending between 3 & 9 months - Adults	1,624	2,965	54.8%	55.3%	53.3%	51.0%
% of FP17s for Band 1 Urgent Courses	181	4,149	4.4%	7.9%	9.0%	9.0%
% of FP17s Relating to Free Repair or Replacements	2	4,149	0.0%	0.9%	1.0%	0.8%
% of FP17s Relating to Continuations	48	4,149	1.2%	0.9%	1.0%	0.9%
% of Patients satisfied with the dentistry they have received	2	2	N/A	91.5%	93.8%	93.2%
% of Patients satisfied with the time they had to wait for an appointment	2	2	N/A	86.9%	89.4%	88.3%

* This is based on patients treated on this contract for their most recent course of treatment. Figures in italics indicate the base number of FP17s or Patient Questionnaire responses are less than 100. N/A is shown where the base number of responses is less than 10 during the period. % is calculated as Quantity/Base number*100

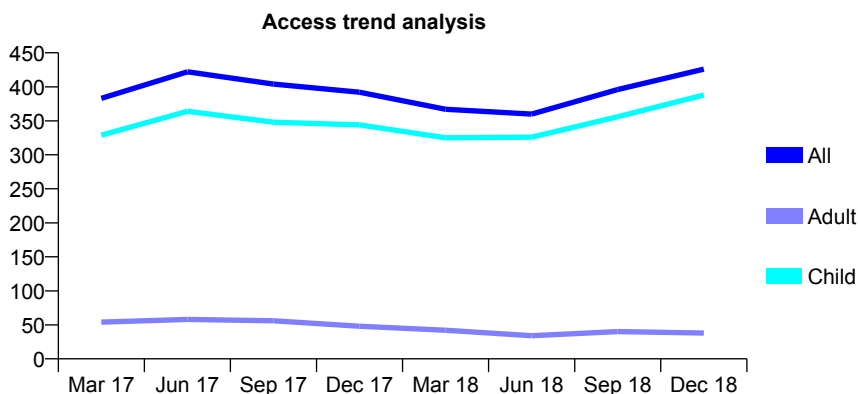
Q52 - Vital Signs At a Glance Contract Report for 673854/0001 - December 2018

Name or company name	MR MR PARROTT
Contract type name	GDS Contract
Purpose of contract	General
Contract start date	01/04/2006
Contract end date	

18/19 Contracted general activity (UDA)	734
Carry forward general activity (UDA)	-1
18/19 Contracted orthodontic activity (UOA)	0
Carry forward orthodontic activity (UOA)	0
Baseline contract value	£18,130.70

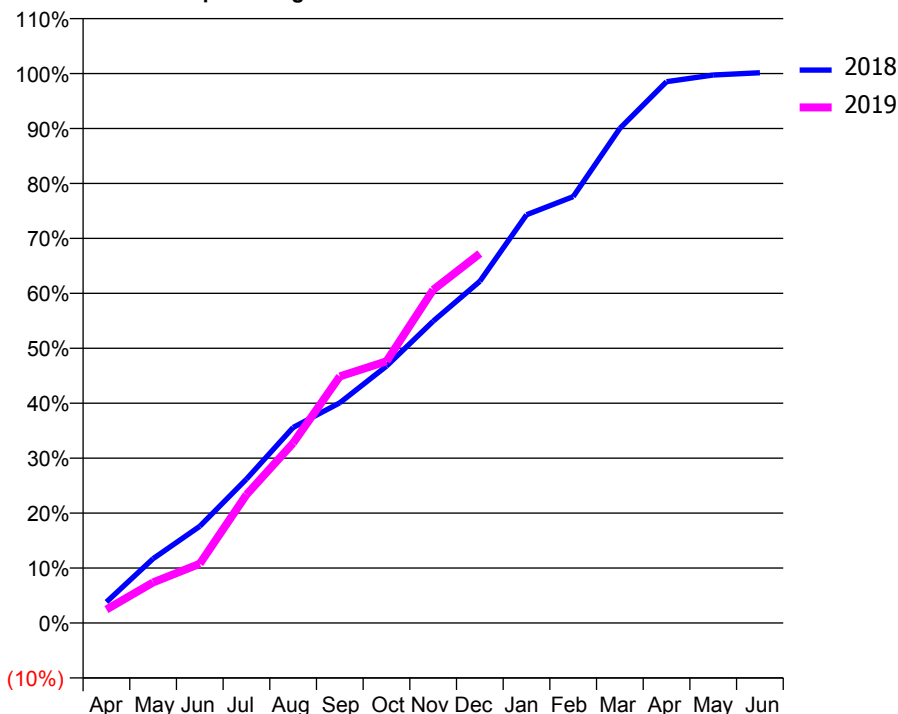
ACCESS*

Patients seen in 24 months	Total	Change since previous quarter
Quarter ending December 2017	392	
Quarter ending March 2018	367	↓
Quarter ending June 2018	360	↓
Quarter ending September 2018	396	↑
Quarter ending December 2018	426	↑
Variance since December 2017	8.7%	↑



ACTIVITY

Cumulative percentage of contracted UDA delivered 2018 & 2019



Adjusted Scheduled Activity (UDA)		
Month	2018	2019
April	28	18
May	86	54
June	129	79
July	192	171
August	261	240
September	294	329
October	343	350
November	403	445
December	456	493
January	545	
February	570	
March	661	
April	723	
May	732	
June	735	

QUALITY

	Quantity	Base Number	Contract	AT	Region	England
% of FP17s for the same patient ID Re-attending within 3 months - Children	20	443	4.5%	10.2%	12.3%	11.8%
% of FP17s for the same patient ID Re-attending within 3 months - Adults	0	16	0.0%	13.7%	15.8%	15.6%
% of FP17s for the same patient ID Re-attending between 3 & 9 months - Children	250	443	56.4%	61.5%	60.1%	58.8%
% of FP17s for the same patient ID Re-attending between 3 & 9 months - Adults	9	16	56.3%	55.3%	53.3%	51.0%
% of FP17s for Band 1 Urgent Courses	7	398	1.8%	7.9%	9.0%	9.0%
% of FP17s Relating to Free Repair or Replacements	0	398	0.0%	0.9%	1.0%	0.8%
% of FP17s Relating to Continuations	0	398	0.0%	0.9%	1.0%	0.9%
% of Patients satisfied with the dentistry they have received	0	0	N/A	91.5%	93.8%	93.2%
% of Patients satisfied with the time they had to wait for an appointment	0	0	N/A	86.9%	89.4%	88.3%

* This is based on patients treated on this contract for their most recent course of treatment. Figures in italics indicate the base number of FP17s or Patient Questionnaire responses are less than 100. N/A is shown where the base number of responses is less than 10 during the period. % is calculated as Quantity/Base number*100

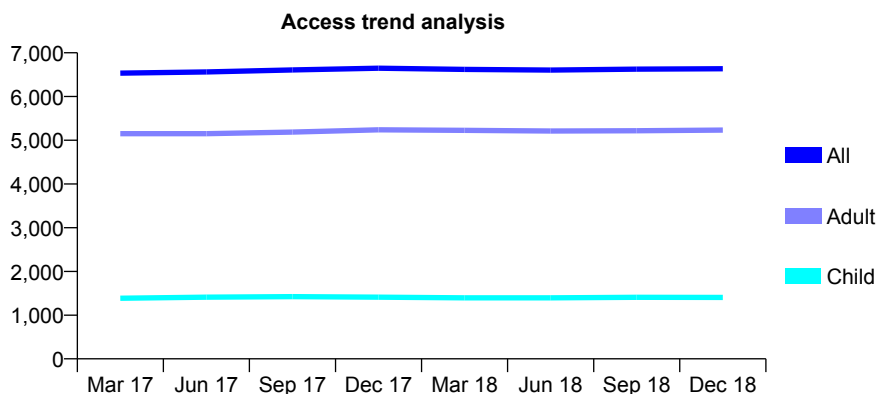
Q52 - Vital Signs At a Glance Contract Report for 674761/0001 - December 2018

Name or company name	MR M YOUNAS
Contract type name	GDS Contract
Purpose of contract	General
Contract start date	01/09/2011
Contract end date	

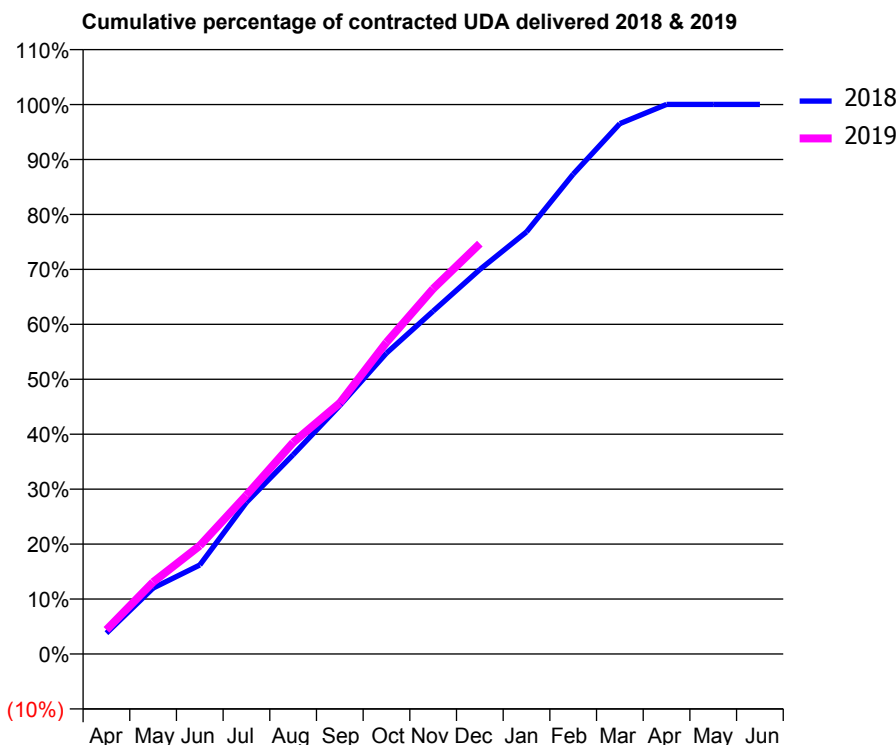
18/19 Contracted general activity (UDA)	20,390
Carry forward general activity (UDA)	-4
18/19 Contracted orthodontic activity (UOA)	0
Carry forward orthodontic activity (UOA)	0
Baseline contract value	£599,420.97

ACCESS*

Patients seen in 24 months	Total	Change since previous quarter
Quarter ending December 2017	6,649	
Quarter ending March 2018	6,621	→
Quarter ending June 2018	6,606	→
Quarter ending September 2018	6,625	→
Quarter ending December 2018	6,637	→
Variance since December 2017	(0.2%)	→



ACTIVITY



Month	Adjusted Scheduled Activity (UDA)	
	2018	2019
April	773	896
May	2,449	2,669
June	3,300	4,020
July	5,630	5,895
August	7,397	7,851
September	9,221	9,313
October	11,168	11,565
November	12,724	13,553
December	14,266	15,229
January	15,664	
February	17,803	
March	19,678	
April	20,393	
May	20,394	
June	20,394	

QUALITY

	Quantity	Base Number	Contract	AT	Region	England
% of FP17s for the same patient ID Re-attending within 3 months - Children	167	1,793	9.3%	10.2%	12.3%	11.8%
% of FP17s for the same patient ID Re-attending within 3 months - Adults	870	5,962	14.6%	13.7%	15.8%	15.6%
% of FP17s for the same patient ID Re-attending between 3 & 9 months - Children	1,212	1,793	67.6%	61.5%	60.1%	58.8%
% of FP17s for the same patient ID Re-attending between 3 & 9 months - Adults	3,728	5,962	62.5%	55.3%	53.3%	51.0%
% of FP17s for Band 1 Urgent Courses	437	7,440	5.9%	7.9%	9.0%	9.0%
% of FP17s Relating to Free Repair or Replacements	92	7,440	1.2%	0.9%	1.0%	0.8%
% of FP17s Relating to Continuations	118	7,440	1.6%	0.9%	1.0%	0.9%
% of Patients satisfied with the dentistry they have received	2	2	N/A	91.5%	93.8%	93.2%
% of Patients satisfied with the time they had to wait for an appointment	2	2	N/A	86.9%	89.4%	88.3%

* This is based on patients treated on this contract for their most recent course of treatment. Figures in italics indicate the base number of FP17s or Patient Questionnaire responses are less than 100. N/A is shown where the base number of responses is less than 10 during the period. % is calculated as Quantity/Base number*100

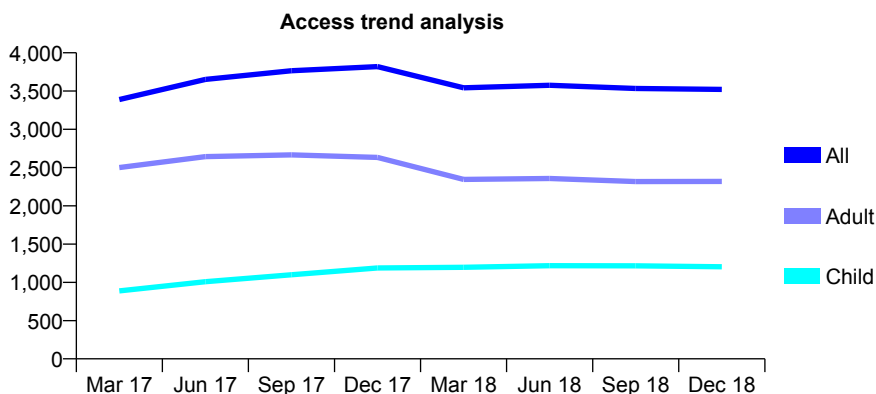
Q52 - Vital Signs At a Glance Contract Report for 676470/0002 - December 2018

Name or company name	MR EA SARKER
Contract type name	GDS Contract
Purpose of contract	General
Contract start date	01/04/2006
Contract end date	

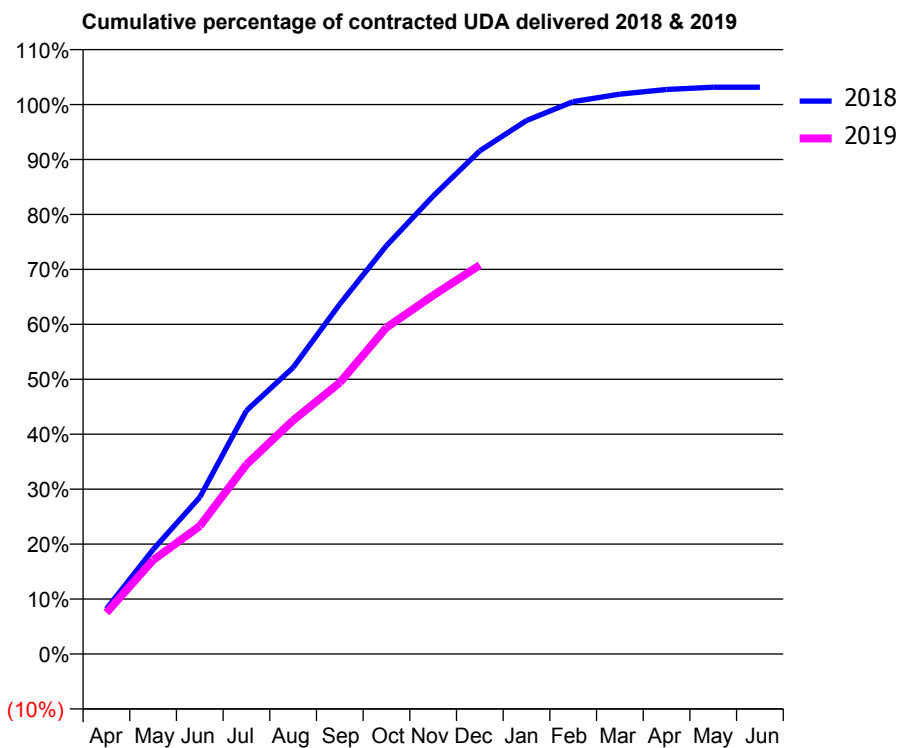
18/19 Contracted general activity (UDA)	9,500
Carry forward general activity (UDA)	-190
18/19 Contracted orthodontic activity (UOA)	0
Carry forward orthodontic activity (UOA)	0
Baseline contract value	£253,894.83

ACCESS*

Patients seen in 24 months	Total	Change since previous quarter
Quarter ending December 2017	3,820	
Quarter ending March 2018	3,542	↓
Quarter ending June 2018	3,575	→
Quarter ending September 2018	3,534	↓
Quarter ending December 2018	3,522	→
Variance since December 2017	(7.8%)	↓



ACTIVITY



Month	Adjusted Scheduled Activity (UDA)	
	2018	2019
April	781	716
May	1,805	1,624
June	2,711	2,212
July	4,208	3,276
August	4,954	4,039
September	6,051	4,694
October	7,061	5,645
November	7,918	6,201
December	8,699	6,724
January	9,222	
February	9,550	
March	9,679	
April	9,759	
May	9,799	
June	9,799	

QUALITY

	Quantity	Base Number	Contract	AT	Region	England
% of FP17s for the same patient ID Re-attending within 3 months - Children	59	841	7.0%	10.2%	12.3%	11.8%
% of FP17s for the same patient ID Re-attending within 3 months - Adults	206	1,439	14.3%	13.7%	15.8%	15.6%
% of FP17s for the same patient ID Re-attending between 3 & 9 months - Children	242	841	28.8%	61.5%	60.1%	58.8%
% of FP17s for the same patient ID Re-attending between 3 & 9 months - Adults	313	1,439	21.8%	55.3%	53.3%	51.0%
% of FP17s for Band 1 Urgent Courses	79	2,240	3.5%	7.9%	9.0%	9.0%
% of FP17s Relating to Free Repair or Replacements	10	2,240	0.4%	0.9%	1.0%	0.8%
% of FP17s Relating to Continuations	21	2,240	0.9%	0.9%	1.0%	0.9%
% of Patients satisfied with the dentistry they have received	1	1	N/A	91.5%	93.8%	93.2%
% of Patients satisfied with the time they had to wait for an appointment	1	1	N/A	86.9%	89.4%	88.3%

* This is based on patients treated on this contract for their most recent course of treatment. Figures in italics indicate the base number of FP17s or Patient Questionnaire responses are less than 100. N/A is shown where the base number of responses is less than 10 during the period. % is calculated as Quantity/Base number*100

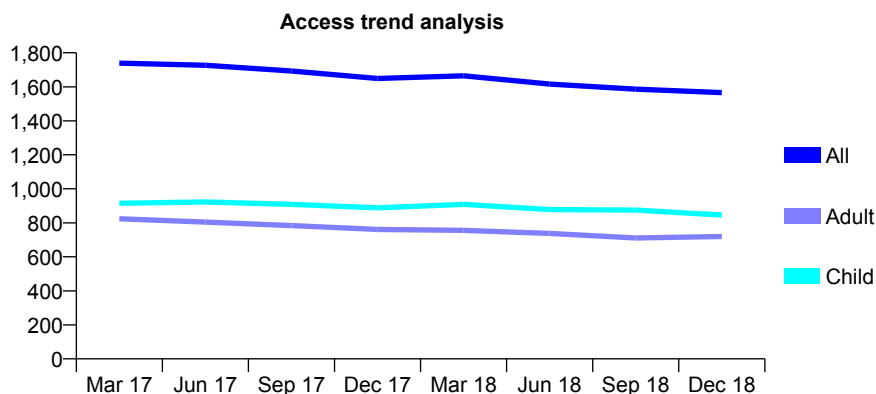
Q52 - Vital Signs At a Glance Contract Report for 676640/0002 - December 2018

Name or company name	MR KS HAMID
Contract type name	GDS Contract
Purpose of contract	General
Contract start date	16/07/2014
Contract end date	

18/19 Contracted general activity (UDA)	6,500
Carry forward general activity (UDA)	0
18/19 Contracted orthodontic activity (UOA)	0
Carry forward orthodontic activity (UOA)	0
Baseline contract value	£151,268.22

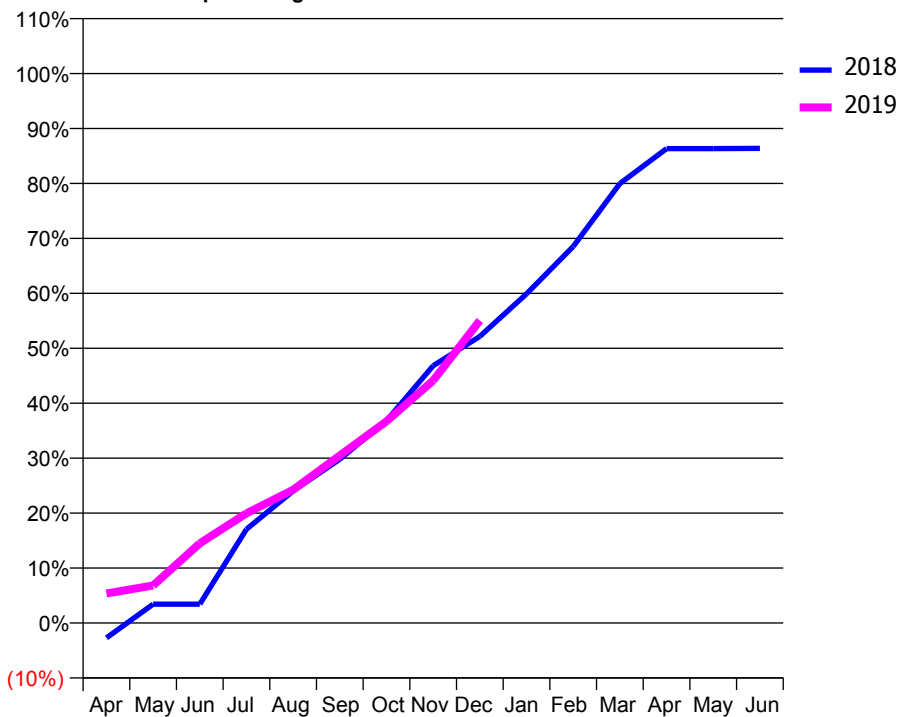
ACCESS*

Patients seen in 24 months	Total	Change since previous quarter
Quarter ending December 2017	1,649	
Quarter ending March 2018	1,665	→
Quarter ending June 2018	1,616	↓
Quarter ending September 2018	1,586	↓
Quarter ending December 2018	1,566	↓
Variance since December 2017	(5.0%)	↓



ACTIVITY

Cumulative percentage of contracted UDA delivered 2018 & 2019



Month	Adjusted Scheduled Activity (UDA)	
	2018	2019
April	-177	350
May	223	444
June	223	943
July	1,110	1,297
August	1,562	1,576
September	1,938	1,982
October	2,394	2,385
November	3,043	2,869
December	3,390	3,578
January	3,893	
February	4,453	
March	5,198	
April	5,612	
May	5,612	
June	5,614	

QUALITY

	Quantity	Base Number	Contract	AT	Region	England
% of FP17s for the same patient ID Re-attending within 3 months - Children	68	897	7.6%	10.2%	12.3%	11.8%
% of FP17s for the same patient ID Re-attending within 3 months - Adults	205	803	25.5%	13.7%	15.8%	15.6%
% of FP17s for the same patient ID Re-attending between 3 & 9 months - Children	489	897	54.5%	61.5%	60.1%	58.8%
% of FP17s for the same patient ID Re-attending between 3 & 9 months - Adults	401	803	49.9%	55.3%	53.3%	51.0%
% of FP17s for Band 1 Urgent Courses	111	1,487	7.5%	7.9%	9.0%	9.0%
% of FP17s Relating to Free Repair or Replacements	32	1,487	2.2%	0.9%	1.0%	0.8%
% of FP17s Relating to Continuations	54	1,487	3.6%	0.9%	1.0%	0.9%
% of Patients satisfied with the dentistry they have received	0	0	N/A	91.5%	93.8%	93.2%
% of Patients satisfied with the time they had to wait for an appointment	0	0	N/A	86.9%	89.4%	88.3%

* This is based on patients treated on this contract for their most recent course of treatment. Figures in italics indicate the base number of FP17s or Patient Questionnaire responses are less than 100. N/A is shown where the base number of responses is less than 10 during the period. % is calculated as Quantity/Base number*100

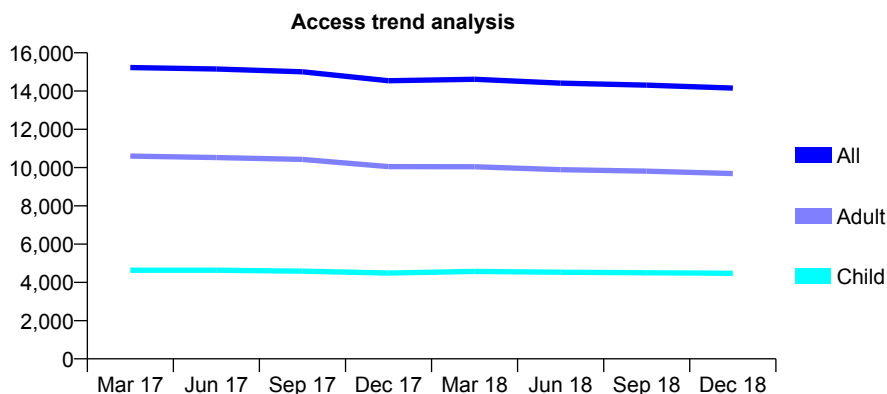
Q52 - Vital Signs At a Glance Contract Report for 680559/0001 - December 2018

Name or company name	MR SS KHAN
Contract type name	PDS Contract
Purpose of contract	General
Contract start date	01/04/2006
Contract end date	31/03/2021

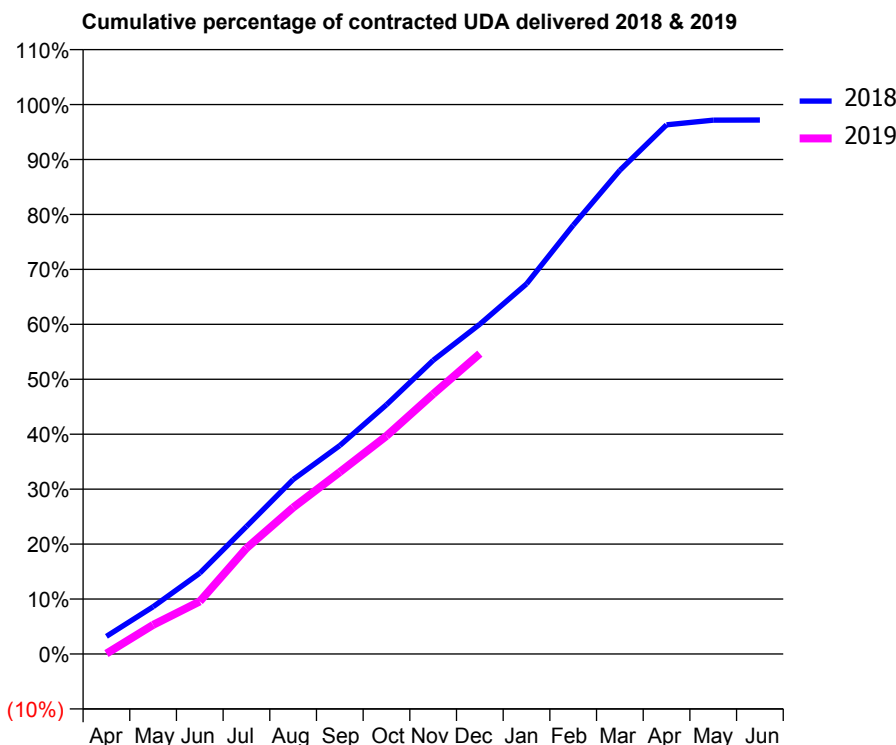
18/19 Contracted general activity (UDA)	55,890
Carry forward general activity (UDA)	1,576
18/19 Contracted orthodontic activity (UOA)	0
Carry forward orthodontic activity (UOA)	0
Baseline contract value	£1,488,336.43

ACCESS*

Patients seen in 24 months	Total	Change since previous quarter
Quarter ending December 2017	14,536	
Quarter ending March 2018	14,618	→
Quarter ending June 2018	14,415	↓
Quarter ending September 2018	14,309	→
Quarter ending December 2018	14,155	↓
Variance since December 2017	(2.6%)	↓



ACTIVITY



Month	Adjusted Scheduled Activity (UDA)	
	2018	2019
April	1,800	41
May	4,811	2,969
June	8,229	5,353
July	12,979	10,765
August	17,745	14,897
September	21,200	18,513
October	25,353	22,176
November	29,875	26,441
December	33,548	30,554
January	37,647	
February	43,610	
March	49,194	
April	53,820	
May	54,292	
June	54,314	

QUALITY

	Quantity	Base Number	Contract	AT	Region	England
% of FP17s for the same patient ID Re-attending within 3 months - Children	443	4,905	9.0%	10.2%	12.3%	11.8%
% of FP17s for the same patient ID Re-attending within 3 months - Adults	1,790	10,359	17.3%	13.7%	15.8%	15.6%
% of FP17s for the same patient ID Re-attending between 3 & 9 months - Children	2,964	4,905	60.4%	61.5%	60.1%	58.8%
% of FP17s for the same patient ID Re-attending between 3 & 9 months - Adults	5,921	10,359	57.2%	55.3%	53.3%	51.0%
% of FP17s for Band 1 Urgent Courses	1,132	13,878	8.2%	7.9%	9.0%	9.0%
% of FP17s Relating to Free Repair or Replacements	160	13,878	1.2%	0.9%	1.0%	0.8%
% of FP17s Relating to Continuations	49	13,878	0.4%	0.9%	1.0%	0.9%
% of Patients satisfied with the dentistry they have received	4	4	N/A	91.5%	93.8%	93.2%
% of Patients satisfied with the time they had to wait for an appointment	3	4	N/A	86.9%	89.4%	88.3%

* This is based on patients treated on this contract for their most recent course of treatment. Figures in italics indicate the base number of FP17s or Patient Questionnaire responses are less than 100. N/A is shown where the base number of responses is less than 10 during the period. % is calculated as Quantity/Base number*100

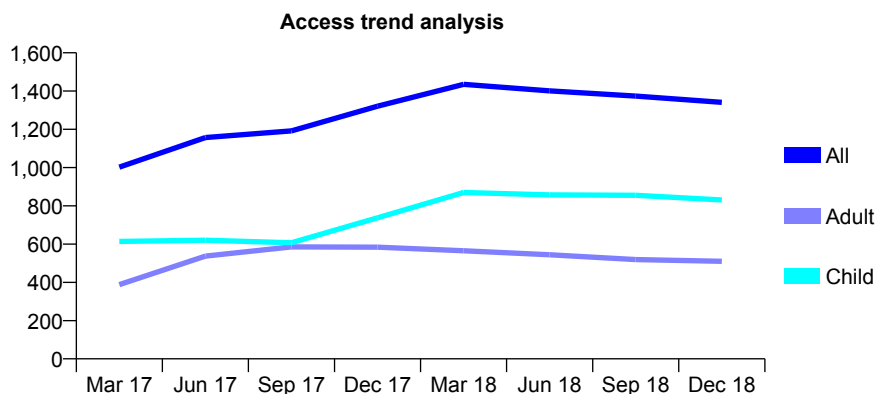
Q52 - Vital Signs At a Glance Contract Report for 693391/0001 - December 2018

Name or company name	MR O FAROOQ
Contract type name	GDS Contract
Purpose of contract	General
Contract start date	01/01/2014
Contract end date	

18/19 Contracted general activity (UDA)	3,360
Carry forward general activity (UDA)	-83
18/19 Contracted orthodontic activity (UOA)	0
Carry forward orthodontic activity (UOA)	0
Baseline contract value	£97,823.10

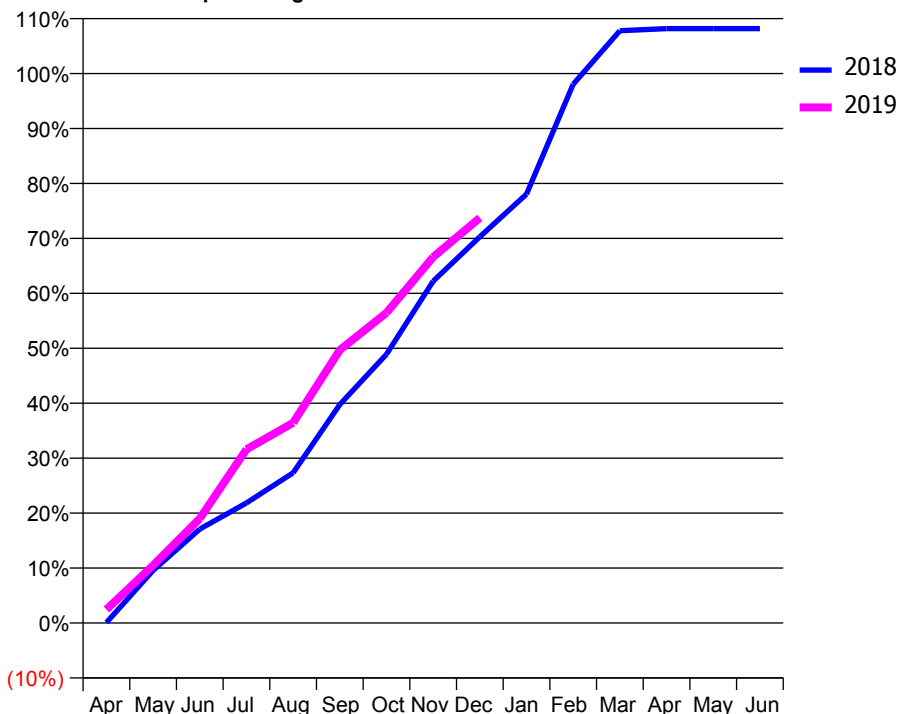
ACCESS*

Patients seen in 24 months	Total	Change since previous quarter
Quarter ending December 2017	1,321	
Quarter ending March 2018	1,435	↑
Quarter ending June 2018	1,401	↓
Quarter ending September 2018	1,374	↓
Quarter ending December 2018	1,341	↓
Variance since December 2017	1.5%	→



ACTIVITY

Cumulative percentage of contracted UDA delivered 2018 & 2019



Month	Adjusted Scheduled Activity (UDA)	
	2018	2019
April	4	83
May	396	353
June	708	639
July	905	1,062
August	1,132	1,224
September	1,647	1,669
October	2,025	1,897
November	2,576	2,238
December	2,910	2,478
January	3,232	
February	4,060	
March	4,463	
April	4,479	
May	4,479	
June	4,479	

QUALITY

	Quantity	Base Number	Contract	AT	Region	England
% of FP17s for the same patient ID Re-attending within 3 months - Children	3	827	0.4%	10.2%	12.3%	11.8%
% of FP17s for the same patient ID Re-attending within 3 months - Adults	2	227	0.9%	13.7%	15.8%	15.6%
% of FP17s for the same patient ID Re-attending between 3 & 9 months - Children	646	827	78.1%	61.5%	60.1%	58.8%
% of FP17s for the same patient ID Re-attending between 3 & 9 months - Adults	194	227	85.5%	55.3%	53.3%	51.0%
% of FP17s for Band 1 Urgent Courses	3	1,046	0.3%	7.9%	9.0%	9.0%
% of FP17s Relating to Free Repair or Replacements	0	1,046	0.0%	0.9%	1.0%	0.8%
% of FP17s Relating to Continuations	3	1,046	0.3%	0.9%	1.0%	0.9%
% of Patients satisfied with the dentistry they have received	1	1	N/A	91.5%	93.8%	93.2%
% of Patients satisfied with the time they had to wait for an appointment	1	1	N/A	86.9%	89.4%	88.3%

* This is based on patients treated on this contract for their most recent course of treatment. Figures in italics indicate the base number of FP17s or Patient Questionnaire responses are less than 100. N/A is shown where the base number of responses is less than 10 during the period. % is calculated as Quantity/Base number*100

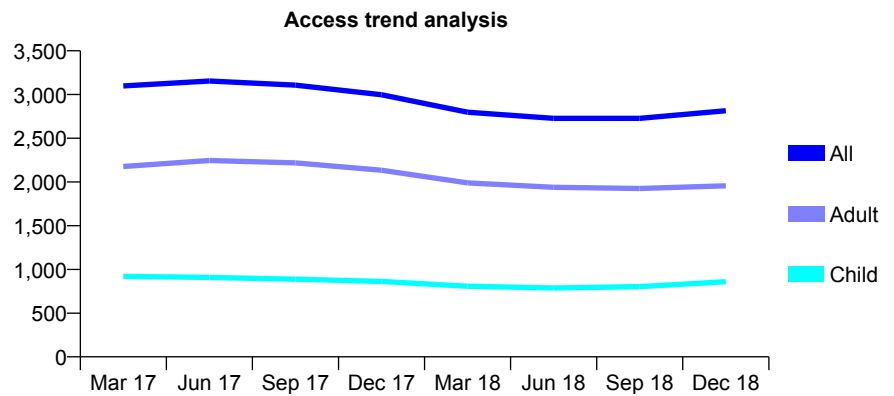
Q52 - Vital Signs At a Glance Contract Report for 693456/0001 - December 2018

Name or company name	MR OE MOHAMMED
Contract type name	GDS Contract
Purpose of contract	General
Contract start date	01/04/2015
Contract end date	

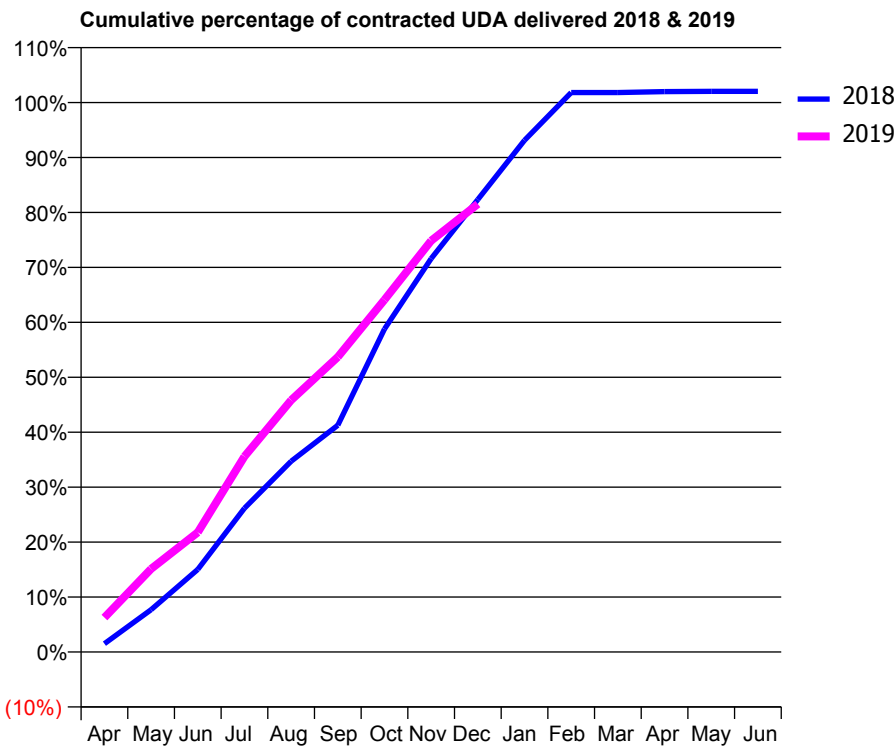
18/19 Contracted general activity (UDA)	8,350
Carry forward general activity (UDA)	-183
18/19 Contracted orthodontic activity (UOA)	0
Carry forward orthodontic activity (UOA)	0
Baseline contract value	£244,020.02

ACCESS*

Patients seen in 24 months	Total	Change since previous quarter
Quarter ending December 2017	2,997	
Quarter ending March 2018	2,798	↓
Quarter ending June 2018	2,727	↓
Quarter ending September 2018	2,728	→
Quarter ending December 2018	2,815	↑
Variance since December 2017	(6.1%)	↓



ACTIVITY



Month	Adjusted Scheduled Activity (UDA)	
	2018	2019
April	138	524
May	704	1,264
June	1,372	1,819
July	2,391	2,972
August	3,169	3,828
September	3,767	4,484
October	5,368	5,352
November	6,537	6,250
December	7,520	6,807
January	8,504	
February	9,296	
March	9,296	
April	9,313	
May	9,316	
June	9,316	

QUALITY

	Quantity	Base Number	Contract	AT	Region	England
% of FP17s for the same patient ID Re-attending within 3 months - Children	21	1,004	2.1%	10.2%	12.3%	11.8%
% of FP17s for the same patient ID Re-attending within 3 months - Adults	142	1,696	8.4%	13.7%	15.8%	15.6%
% of FP17s for the same patient ID Re-attending between 3 & 9 months - Children	521	1,004	51.9%	61.5%	60.1%	58.8%
% of FP17s for the same patient ID Re-attending between 3 & 9 months - Adults	804	1,696	47.4%	55.3%	53.3%	51.0%
% of FP17s for Band 1 Urgent Courses	63	2,693	2.3%	7.9%	9.0%	9.0%
% of FP17s Relating to Free Repair or Replacements	14	2,693	0.5%	0.9%	1.0%	0.8%
% of FP17s Relating to Continuations	17	2,693	0.6%	0.9%	1.0%	0.9%
% of Patients satisfied with the dentistry they have received	1	1	N/A	91.5%	93.8%	93.2%
% of Patients satisfied with the time they had to wait for an appointment	0	1	N/A	86.9%	89.4%	88.3%

* This is based on patients treated on this contract for their most recent course of treatment. Figures in italics indicate the base number of FP17s or Patient Questionnaire responses are less than 100. N/A is shown where the base number of responses is less than 10 during the period. % is calculated as Quantity/Base number*100

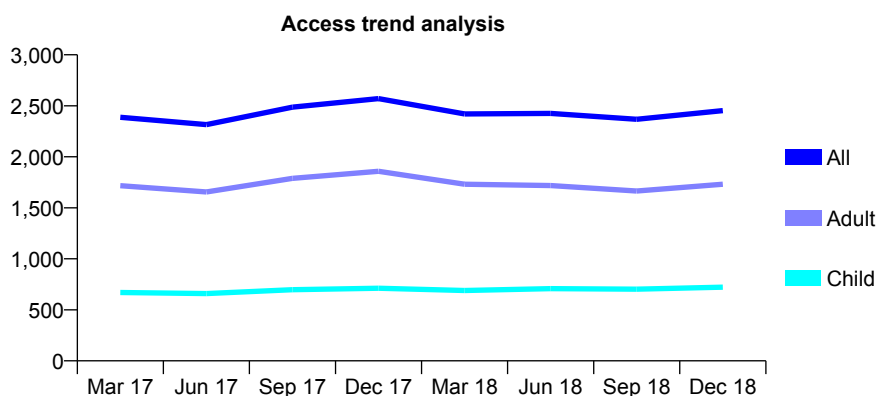
Q52 - Vital Signs At a Glance Contract Report for 712256/0001 - December 2018

Name or company name	MR NT SALEEM
Contract type name	PDS Contract
Purpose of contract	General
Contract start date	02/03/2011
Contract end date	01/03/2021

18/19 Contracted general activity (UDA)	6,000
Carry forward general activity (UDA)	-120
18/19 Contracted orthodontic activity (UOA)	0
Carry forward orthodontic activity (UOA)	0
Baseline contract value	£199,139.22

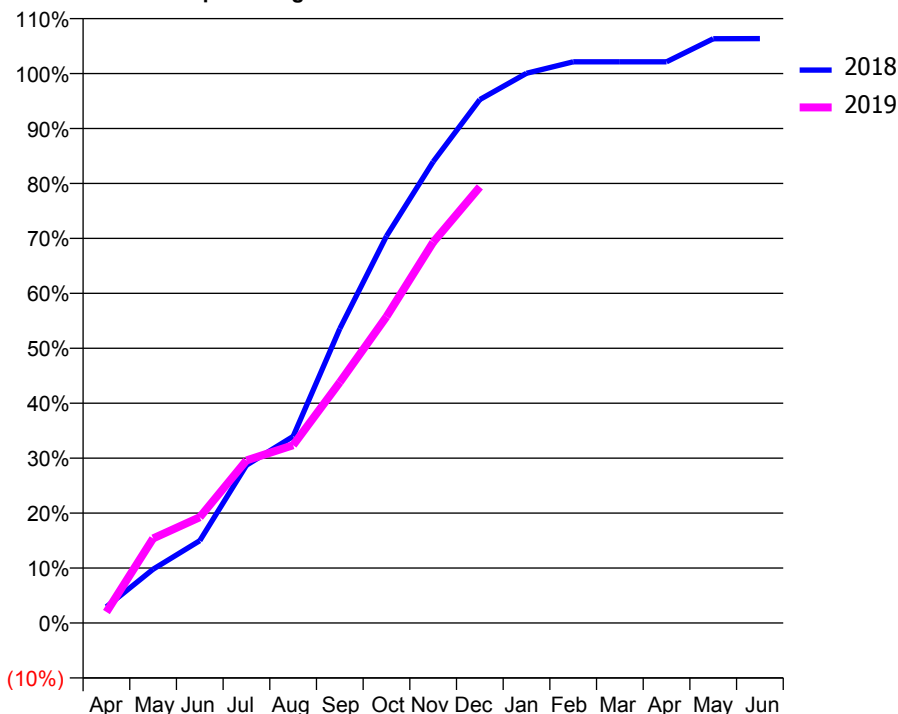
ACCESS*

Patients seen in 24 months	Total	Change since previous quarter
Quarter ending December 2017	2,570	
Quarter ending March 2018	2,420	↓
Quarter ending June 2018	2,426	→
Quarter ending September 2018	2,368	↓
Quarter ending December 2018	2,453	↑
Variance since December 2017	(4.6%)	↓



ACTIVITY

Cumulative percentage of contracted UDA delivered 2018 & 2019



Month	Adjusted Scheduled Activity (UDA)	
	2018	2019
April	177	120
May	588	923
June	899	1,155
July	1,723	1,775
August	2,038	1,942
September	3,214	2,629
October	4,225	3,346
November	5,037	4,158
December	5,716	4,763
January	6,002	
February	6,127	
March	6,127	
April	6,127	
May	6,379	
June	6,381	

QUALITY

	Quantity	Base Number	Contract	AT	Region	England
% of FP17s for the same patient ID Re-attending within 3 months - Children	108	877	12.3%	10.2%	12.3%	11.8%
% of FP17s for the same patient ID Re-attending within 3 months - Adults	157	1,217	12.9%	13.7%	15.8%	15.6%
% of FP17s for the same patient ID Re-attending between 3 & 9 months - Children	461	877	52.6%	61.5%	60.1%	58.8%
% of FP17s for the same patient ID Re-attending between 3 & 9 months - Adults	351	1,217	28.8%	55.3%	53.3%	51.0%
% of FP17s for Band 1 Urgent Courses	194	1,902	10.2%	7.9%	9.0%	9.0%
% of FP17s Relating to Free Repair or Replacements	6	1,902	0.3%	0.9%	1.0%	0.8%
% of FP17s Relating to Continuations	8	1,902	0.4%	0.9%	1.0%	0.9%
% of Patients satisfied with the dentistry they have received	1	1	N/A	91.5%	93.8%	93.2%
% of Patients satisfied with the time they had to wait for an appointment	1	1	N/A	86.9%	89.4%	88.3%

* This is based on patients treated on this contract for their most recent course of treatment. Figures in italics indicate the base number of FP17s or Patient Questionnaire responses are less than 100. N/A is shown where the base number of responses is less than 10 during the period. % is calculated as Quantity/Base number*100

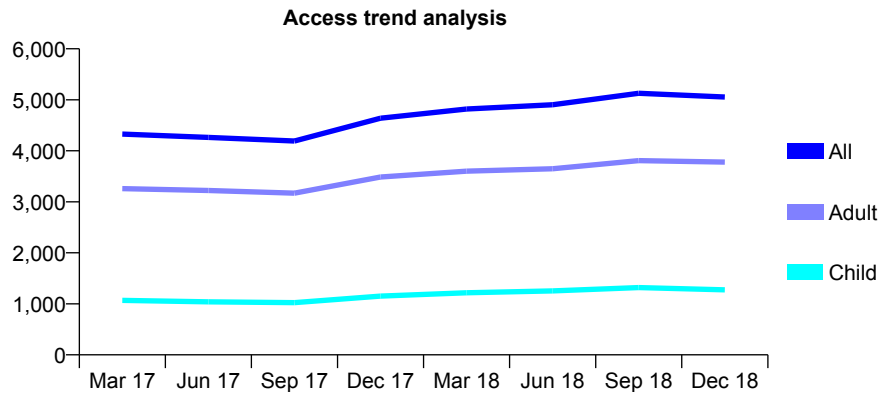
Q52 - Vital Signs At a Glance Contract Report for 712256/0002 - December 2018

Name or company name	MR NT SALEEM
Contract type name	PDS Contract
Purpose of contract	General
Contract start date	02/09/2013
Contract end date	01/09/2023

18/19 Contracted general activity (UDA)	11,668
Carry forward general activity (UDA)	-233
18/19 Contracted orthodontic activity (UOA)	0
Carry forward orthodontic activity (UOA)	0
Baseline contract value	£304,809.68

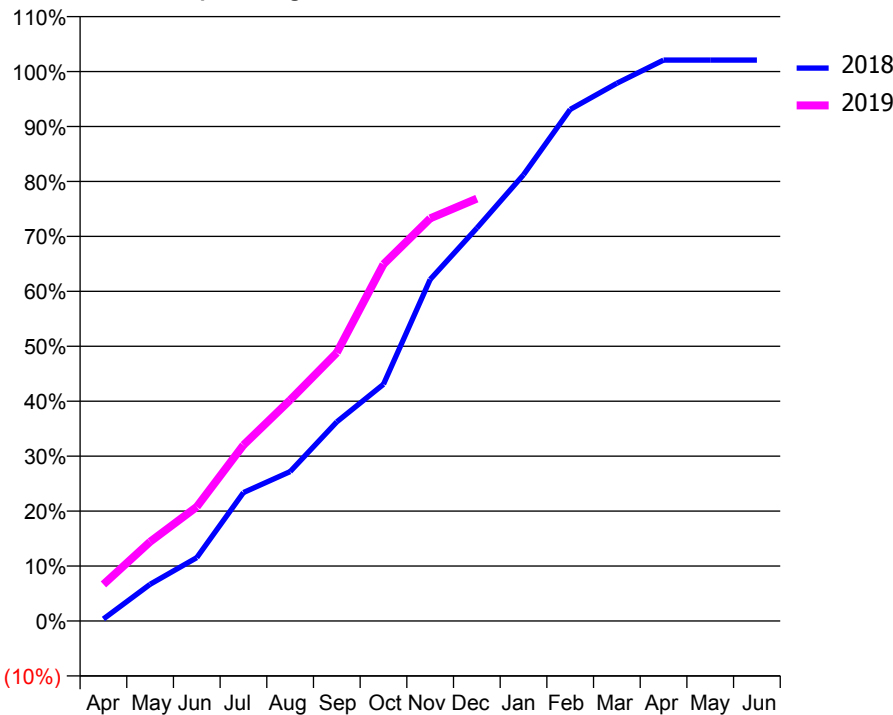
ACCESS*

Patients seen in 24 months	Total	Change since previous quarter
Quarter ending December 2017	4,638	
Quarter ending March 2018	4,820	↑
Quarter ending June 2018	4,903	→
Quarter ending September 2018	5,128	↑
Quarter ending December 2018	5,054	↓
Variance since December 2017	9.0%	↑



ACTIVITY

Cumulative percentage of contracted UDA delivered 2018 & 2019



Month	Adjusted Scheduled Activity (UDA)	
	2018	2019
April	43	777
May	779	1,683
June	1,347	2,426
July	2,728	3,737
August	3,173	4,694
September	4,229	5,698
October	5,027	7,574
November	7,252	8,549
December	8,342	8,968
January	9,475	
February	10,862	
March	11,419	
April	11,910	
May	11,910	
June	11,910	

QUALITY

	Quantity	Base Number	Contract	AT	Region	England
% of FP17s for the same patient ID Re-attending within 3 months - Children	160	1,486	10.8%	10.2%	12.3%	11.8%
% of FP17s for the same patient ID Re-attending within 3 months - Adults	427	3,803	11.2%	13.7%	15.8%	15.6%
% of FP17s for the same patient ID Re-attending between 3 & 9 months - Children	845	1,486	56.9%	61.5%	60.1%	58.8%
% of FP17s for the same patient ID Re-attending between 3 & 9 months - Adults	1,755	3,803	46.1%	55.3%	53.3%	51.0%
% of FP17s for Band 1 Urgent Courses	199	5,056	3.9%	7.9%	9.0%	9.0%
% of FP17s Relating to Free Repair or Replacements	57	5,056	1.1%	0.9%	1.0%	0.8%
% of FP17s Relating to Continuations	51	5,056	1.0%	0.9%	1.0%	0.9%
% of Patients satisfied with the dentistry they have received	2	2	N/A	91.5%	93.8%	93.2%
% of Patients satisfied with the time they had to wait for an appointment	2	2	N/A	86.9%	89.4%	88.3%

* This is based on patients treated on this contract for their most recent course of treatment. Figures in italics indicate the base number of FP17s or Patient Questionnaire responses are less than 100. N/A is shown where the base number of responses is less than 10 during the period. % is calculated as Quantity/Base number*100

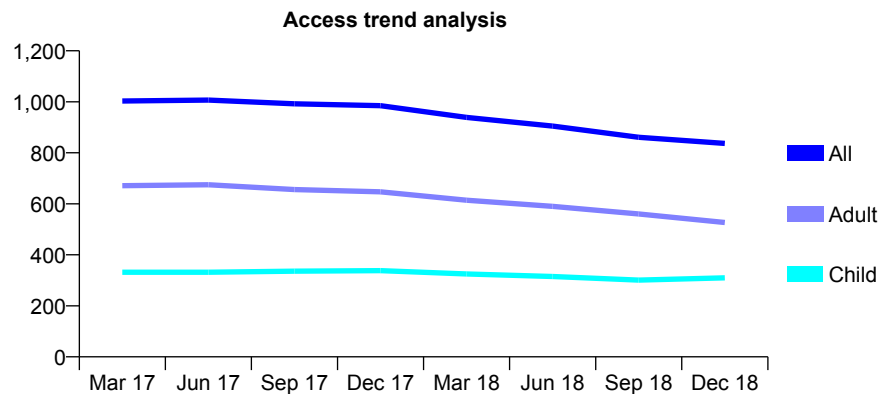
Q52 - Vital Signs At a Glance Contract Report for 715492/0001 - December 2018

Name or company name	MR N TIBREWAL
Contract type name	GDS Contract
Purpose of contract	General
Contract start date	03/12/2012
Contract end date	

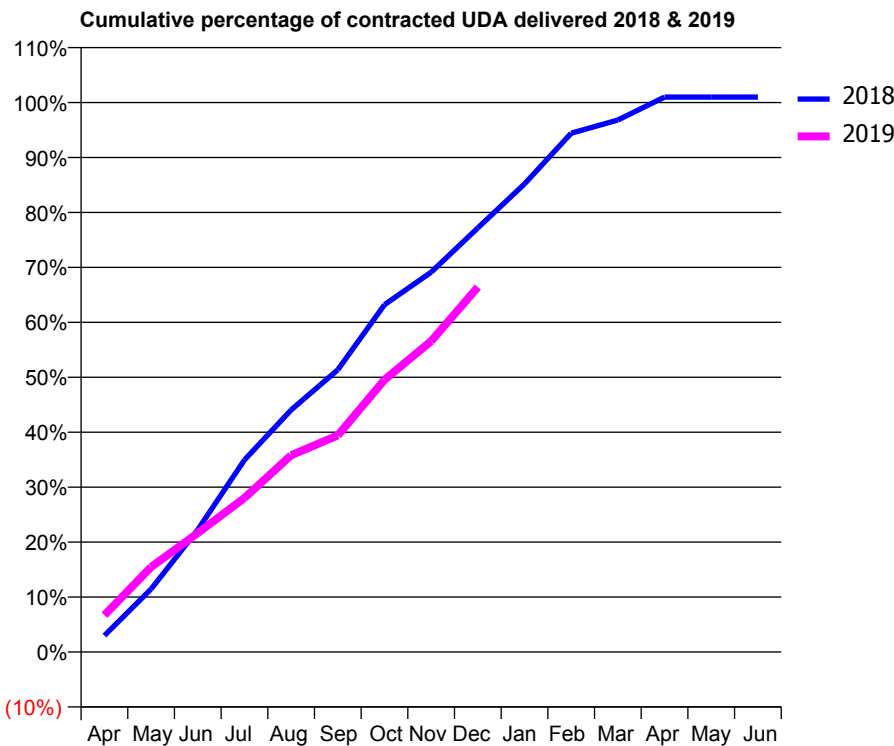
18/19 Contracted general activity (UDA)	2,000
Carry forward general activity (UDA)	-20
18/19 Contracted orthodontic activity (UOA)	0
Carry forward orthodontic activity (UOA)	0
Baseline contract value	£53,255.94

ACCESS*

Patients seen in 24 months	Total	Change since previous quarter
Quarter ending December 2017	985	
Quarter ending March 2018	939	↓
Quarter ending June 2018	905	↓
Quarter ending September 2018	861	↓
Quarter ending December 2018	837	↓
Variance since December 2017	(15.0%)	↓



ACTIVITY



Month	Adjusted Scheduled Activity (UDA)	
	2018	2019
April	60	134
May	229	309
June	445	433
July	699	561
August	881	716
September	1,027	788
October	1,264	991
November	1,383	1,131
December	1,543	1,328
January	1,704	
February	1,888	
March	1,936	
April	2,020	
May	2,020	
June	2,020	

QUALITY

	Quantity	Base Number	Contract	AT	Region	England
% of FP17s for the same patient ID Re-attending within 3 months - Children	11	252	4.4%	10.2%	12.3%	11.8%
% of FP17s for the same patient ID Re-attending within 3 months - Adults	47	453	10.4%	13.7%	15.8%	15.6%
% of FP17s for the same patient ID Re-attending between 3 & 9 months - Children	71	252	28.2%	61.5%	60.1%	58.8%
% of FP17s for the same patient ID Re-attending between 3 & 9 months - Adults	181	453	40.0%	55.3%	53.3%	51.0%
% of FP17s for Band 1 Urgent Courses	46	666	6.9%	7.9%	9.0%	9.0%
% of FP17s Relating to Free Repair or Replacements	4	666	0.6%	0.9%	1.0%	0.8%
% of FP17s Relating to Continuations	6	666	0.9%	0.9%	1.0%	0.9%
% of Patients satisfied with the dentistry they have received	0	0	N/A	91.5%	93.8%	93.2%
% of Patients satisfied with the time they had to wait for an appointment	0	0	N/A	86.9%	89.4%	88.3%

* This is based on patients treated on this contract for their most recent course of treatment. Figures in italics indicate the base number of FP17s or Patient Questionnaire responses are less than 100. N/A is shown where the base number of responses is less than 10 during the period. % is calculated as Quantity/Base number*100

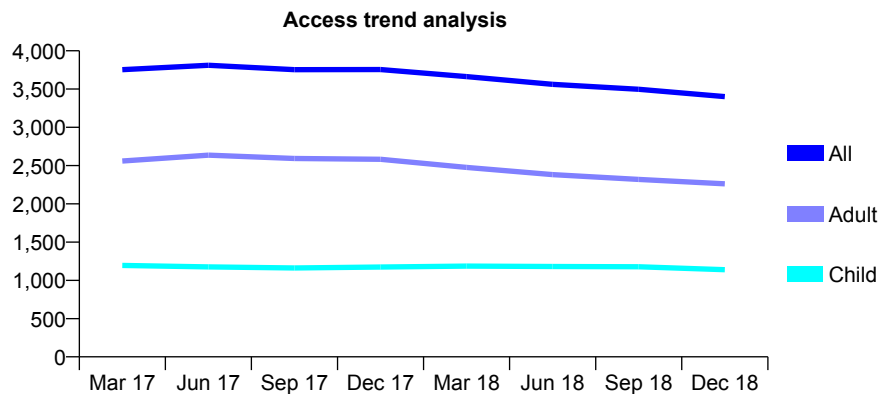
Q52 - Vital Signs At a Glance Contract Report for 719188/0001 - December 2018

Name or company name	MR K RISHI
Contract type name	GDS Contract
Purpose of contract	General
Contract start date	25/09/2012
Contract end date	

18/19 Contracted general activity (UDA)	10,303
Carry forward general activity (UDA)	32
18/19 Contracted orthodontic activity (UOA)	0
Carry forward orthodontic activity (UOA)	0
Baseline contract value	£322,678.06

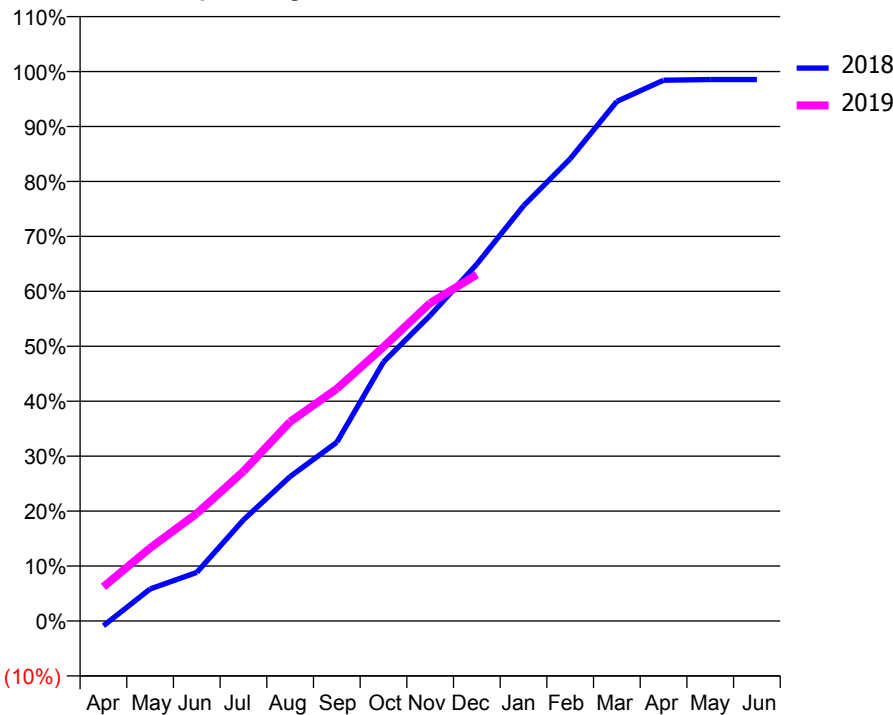
ACCESS*

Patients seen in 24 months	Total	Change since previous quarter
Quarter ending December 2017	3,755	
Quarter ending March 2018	3,662	↓
Quarter ending June 2018	3,562	↓
Quarter ending September 2018	3,497	↓
Quarter ending December 2018	3,401	↓
Variance since December 2017	(9.4%)	↓



ACTIVITY

Cumulative percentage of contracted UDA delivered 2018 & 2019



Month	Adjusted Scheduled Activity (UDA)	
	2018	2019
April	-97	640
May	634	1,370
June	961	2,018
July	1,999	2,806
August	2,858	3,737
September	3,536	4,353
October	5,123	5,140
November	6,043	5,961
December	7,057	6,494
January	8,209	
February	9,139	
March	10,275	
April	10,695	
May	10,707	
June	10,707	

QUALITY

	Quantity	Base Number	Contract	AT	Region	England
% of FP17s for the same patient ID Re-attending within 3 months - Children	85	1,406	6.0%	10.2%	12.3%	11.8%
% of FP17s for the same patient ID Re-attending within 3 months - Adults	367	2,520	14.6%	13.7%	15.8%	15.6%
% of FP17s for the same patient ID Re-attending between 3 & 9 months - Children	1,088	1,406	77.4%	61.5%	60.1%	58.8%
% of FP17s for the same patient ID Re-attending between 3 & 9 months - Adults	1,810	2,520	71.8%	55.3%	53.3%	51.0%
% of FP17s for Band 1 Urgent Courses	17	3,356	0.5%	7.9%	9.0%	9.0%
% of FP17s Relating to Free Repair or Replacements	15	3,356	0.4%	0.9%	1.0%	0.8%
% of FP17s Relating to Continuations	28	3,356	0.8%	0.9%	1.0%	0.9%
% of Patients satisfied with the dentistry they have received	0	0	N/A	91.5%	93.8%	93.2%
% of Patients satisfied with the time they had to wait for an appointment	0	0	N/A	86.9%	89.4%	88.3%

* This is based on patients treated on this contract for their most recent course of treatment. Figures in italics indicate the base number of FP17s or Patient Questionnaire responses are less than 100. N/A is shown where the base number of responses is less than 10 during the period. % is calculated as Quantity/Base number*100

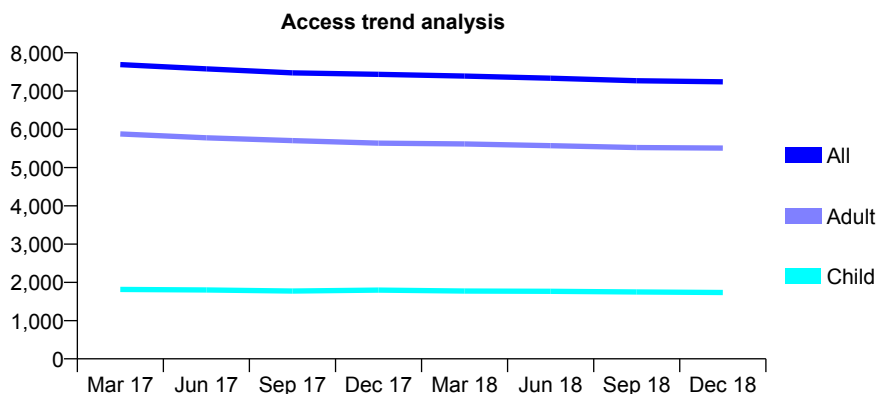
Q52 - Vital Signs At a Glance Contract Report for 721980/0004 - December 2018

Name or company name	MR A HUSSAIN
Contract type name	GDS Contract
Purpose of contract	General
Contract start date	02/07/2007
Contract end date	

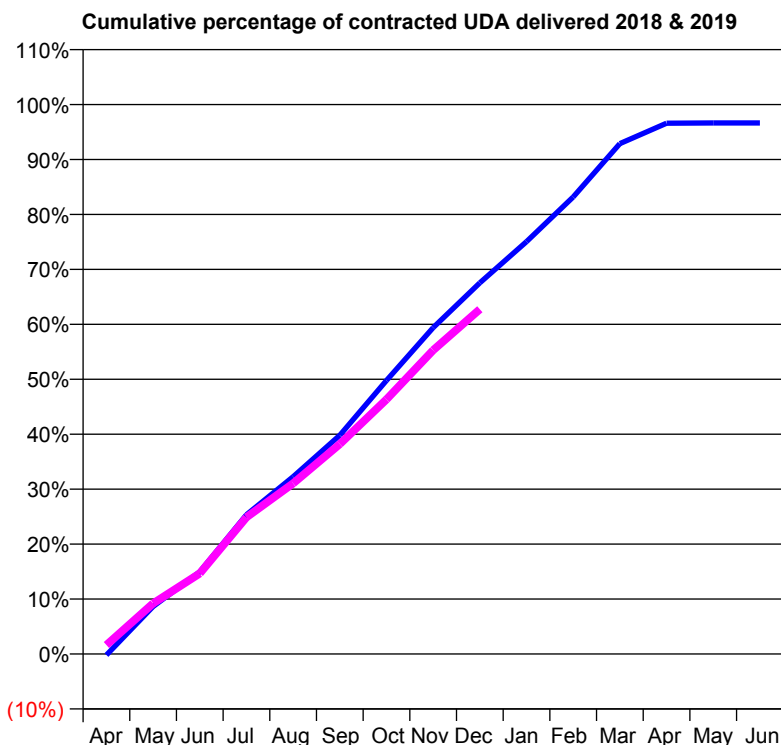
18/19 Contracted general activity (UDA)	22,272
Carry forward general activity (UDA)	745
18/19 Contracted orthodontic activity (UOA)	0
Carry forward orthodontic activity (UOA)	0
Baseline contract value	£664,872.47

ACCESS*

Patients seen in 24 months	Total	Change since previous quarter
Quarter ending December 2017	7,436	
Quarter ending March 2018	7,392	→
Quarter ending June 2018	7,337	→
Quarter ending September 2018	7,271	→
Quarter ending December 2018	7,242	→
Variance since December 2017	(2.6%)	↓



ACTIVITY



Month	Adjusted Scheduled Activity (UDA)	
	2018	2019
April	-47	364
May	1,929	2,053
June	3,331	3,270
July	5,646	5,542
August	7,186	6,916
September	8,868	8,511
October	11,088	10,320
November	13,226	12,313
December	15,042	13,975
January	16,713	
February	18,525	
March	20,684	
April	21,515	
May	21,523	
June	21,527	

QUALITY

	Quantity	Base Number	Contract	AT	Region	England
% of FP17s for the same patient ID Re-attending within 3 months - Children	164	1,848	8.9%	10.2%	12.3%	11.8%
% of FP17s for the same patient ID Re-attending within 3 months - Adults	873	5,907	14.8%	13.7%	15.8%	15.6%
% of FP17s for the same patient ID Re-attending between 3 & 9 months - Children	1,089	1,848	58.9%	61.5%	60.1%	58.8%
% of FP17s for the same patient ID Re-attending between 3 & 9 months - Adults	3,364	5,907	56.9%	55.3%	53.3%	51.0%
% of FP17s for Band 1 Urgent Courses	241	7,329	3.3%	7.9%	9.0%	9.0%
% of FP17s Relating to Free Repair or Replacements	106	7,329	1.4%	0.9%	1.0%	0.8%
% of FP17s Relating to Continuations	121	7,329	1.7%	0.9%	1.0%	0.9%
% of Patients satisfied with the dentistry they have received	0	0	N/A	91.5%	93.8%	93.2%
% of Patients satisfied with the time they had to wait for an appointment	0	0	N/A	86.9%	89.4%	88.3%

* This is based on patients treated on this contract for their most recent course of treatment. Figures in italics indicate the base number of FP17s or Patient Questionnaire responses are less than 100. N/A is shown where the base number of responses is less than 10 during the period. % is calculated as Quantity/Base number*100

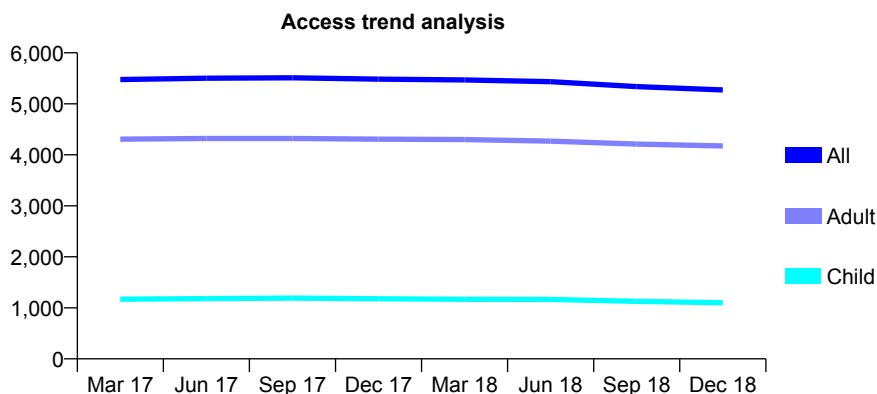
Q52 - Vital Signs At a Glance Contract Report for 721980/0006 - December 2018

Name or company name	MR A HUSSAIN
Contract type name	GDS Contract
Purpose of contract	General
Contract start date	02/07/2007
Contract end date	

18/19 Contracted general activity (UDA)	15,185
Carry forward general activity (UDA)	94
18/19 Contracted orthodontic activity (UOA)	0
Carry forward orthodontic activity (UOA)	0
Baseline contract value	£463,876.50

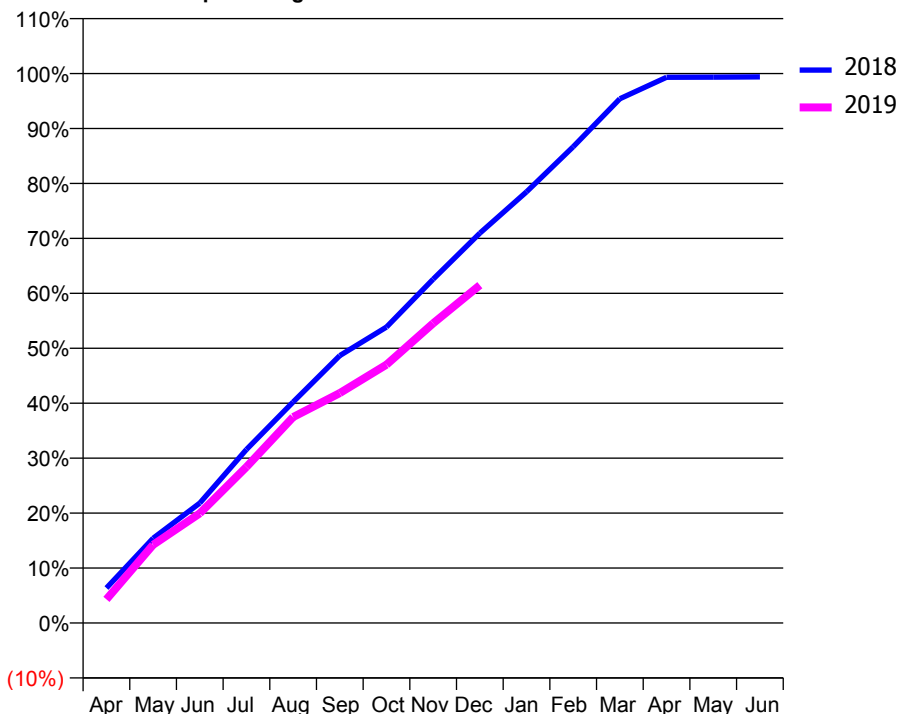
ACCESS*

Patients seen in 24 months	Total	Change since previous quarter
Quarter ending December 2017	5,484	
Quarter ending March 2018	5,467	→
Quarter ending June 2018	5,433	→
Quarter ending September 2018	5,338	↓
Quarter ending December 2018	5,273	↓
Variance since December 2017	(3.8%)	↓



ACTIVITY

Cumulative percentage of contracted UDA delivered 2018 & 2019



Adjusted Scheduled Activity (UDA)		
Month	2018	2019
April	967	655
May	2,342	2,159
June	3,316	3,029
July	4,797	4,312
August	6,107	5,690
September	7,391	6,355
October	8,179	7,140
November	9,503	8,282
December	10,771	9,336
January	11,914	
February	13,159	
March	14,488	
April	15,081	
May	15,085	
June	15,091	

QUALITY

	Quantity	Base Number	Contract	AT	Region	England
% of FP17s for the same patient ID Re-attending within 3 months - Children	148	1,201	12.3%	10.2%	12.3%	11.8%
% of FP17s for the same patient ID Re-attending within 3 months - Adults	585	4,378	13.4%	13.7%	15.8%	15.6%
% of FP17s for the same patient ID Re-attending between 3 & 9 months - Children	726	1,201	60.4%	61.5%	60.1%	58.8%
% of FP17s for the same patient ID Re-attending between 3 & 9 months - Adults	2,696	4,378	61.6%	55.3%	53.3%	51.0%
% of FP17s for Band 1 Urgent Courses	251	5,126	4.9%	7.9%	9.0%	9.0%
% of FP17s Relating to Free Repair or Replacements	108	5,126	2.1%	0.9%	1.0%	0.8%
% of FP17s Relating to Continuations	59	5,126	1.2%	0.9%	1.0%	0.9%
% of Patients satisfied with the dentistry they have received	0	0	N/A	91.5%	93.8%	93.2%
% of Patients satisfied with the time they had to wait for an appointment	0	0	N/A	86.9%	89.4%	88.3%

* This is based on patients treated on this contract for their most recent course of treatment. Figures in italics indicate the base number of FP17s or Patient Questionnaire responses are less than 100. N/A is shown where the base number of responses is less than 10 during the period. % is calculated as Quantity/Base number*100

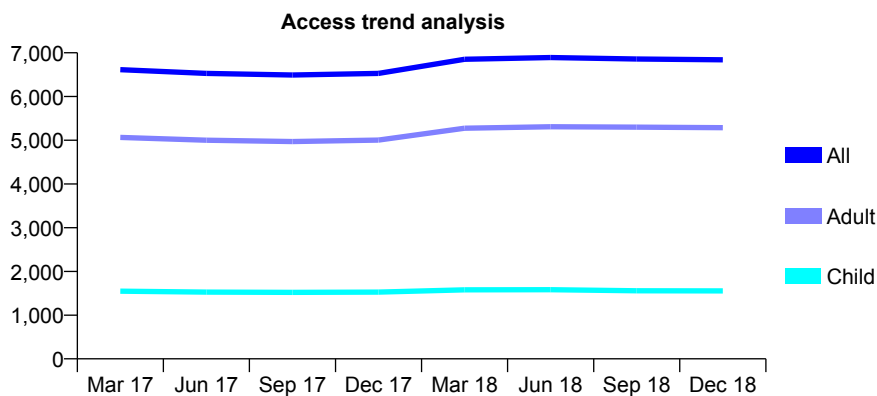
Q52 - Vital Signs At a Glance Contract Report for 721980/0007 - December 2018

Name or company name	MR A HUSSAIN
Contract type name	GDS Contract
Purpose of contract	General
Contract start date	02/07/2007
Contract end date	

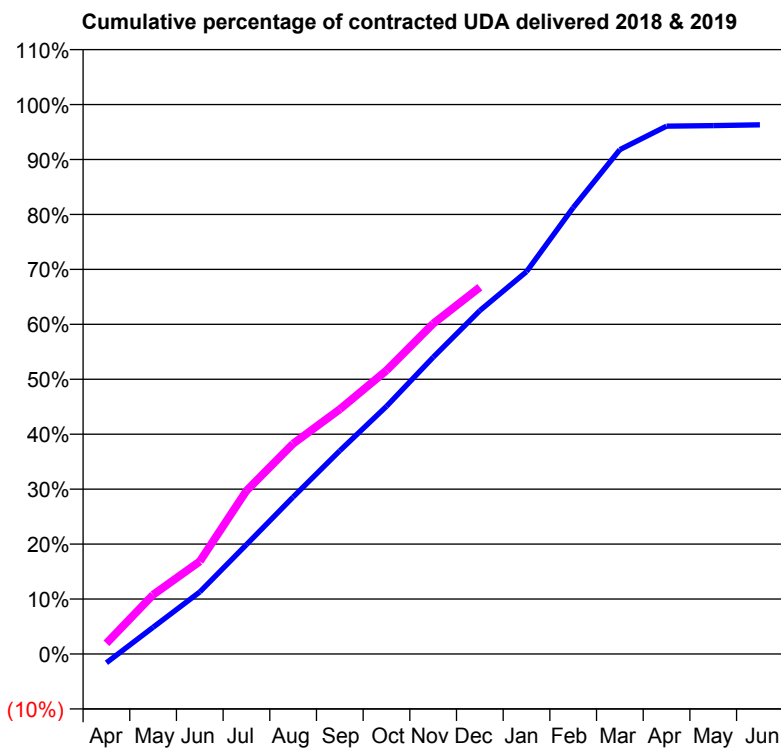
18/19 Contracted general activity (UDA)	19,645
Carry forward general activity (UDA)	724
18/19 Contracted orthodontic activity (UOA)	0
Carry forward orthodontic activity (UOA)	0
Baseline contract value	£614,963.77

ACCESS*

Patients seen in 24 months	Total	Change since previous quarter
Quarter ending December 2017	6,530	
Quarter ending March 2018	6,853	↑
Quarter ending June 2018	6,893	→
Quarter ending September 2018	6,857	→
Quarter ending December 2018	6,841	→
Variance since December 2017	4.8%	↑



ACTIVITY



Month	Adjusted Scheduled Activity (UDA)	
	2018	2019
April	-318	385
May	956	2,117
June	2,219	3,310
July	3,913	5,839
August	5,611	7,521
September	7,269	8,749
October	8,857	10,135
November	10,610	11,809
December	12,277	13,113
January	13,670	
February	15,956	
March	18,032	
April	18,872	
May	18,890	
June	18,921	

QUALITY

	Quantity	Base Number	Contract	AT	Region	England
% of FP17s for the same patient ID Re-attending within 3 months - Children	137	1,750	7.8%	10.2%	12.3%	11.8%
% of FP17s for the same patient ID Re-attending within 3 months - Adults	729	5,600	13.0%	13.7%	15.8%	15.6%
% of FP17s for the same patient ID Re-attending between 3 & 9 months - Children	1,166	1,750	66.6%	61.5%	60.1%	58.8%
% of FP17s for the same patient ID Re-attending between 3 & 9 months - Adults	3,521	5,600	62.9%	55.3%	53.3%	51.0%
% of FP17s for Band 1 Urgent Courses	203	6,969	2.9%	7.9%	9.0%	9.0%
% of FP17s Relating to Free Repair or Replacements	111	6,969	1.6%	0.9%	1.0%	0.8%
% of FP17s Relating to Continuations	99	6,969	1.4%	0.9%	1.0%	0.9%
% of Patients satisfied with the dentistry they have received	4	4	N/A	91.5%	93.8%	93.2%
% of Patients satisfied with the time they had to wait for an appointment	4	4	N/A	86.9%	89.4%	88.3%

* This is based on patients treated on this contract for their most recent course of treatment. Figures in italics indicate the base number of FP17s or Patient Questionnaire responses are less than 100. N/A is shown where the base number of responses is less than 10 during the period. % is calculated as Quantity/Base number*100

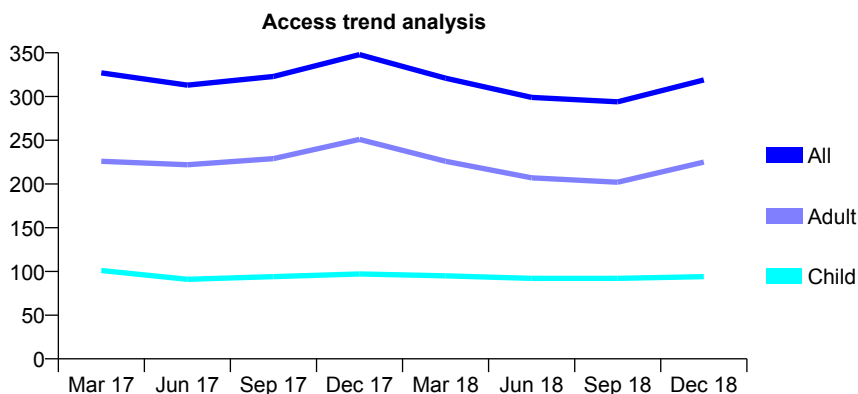
Q52 - Vital Signs At a Glance Contract Report for 729264/0001 - December 2018

Name or company name	MISS AM MILARVIE
Contract type name	GDS Contract
Purpose of contract	General
Contract start date	01/04/2006
Contract end date	

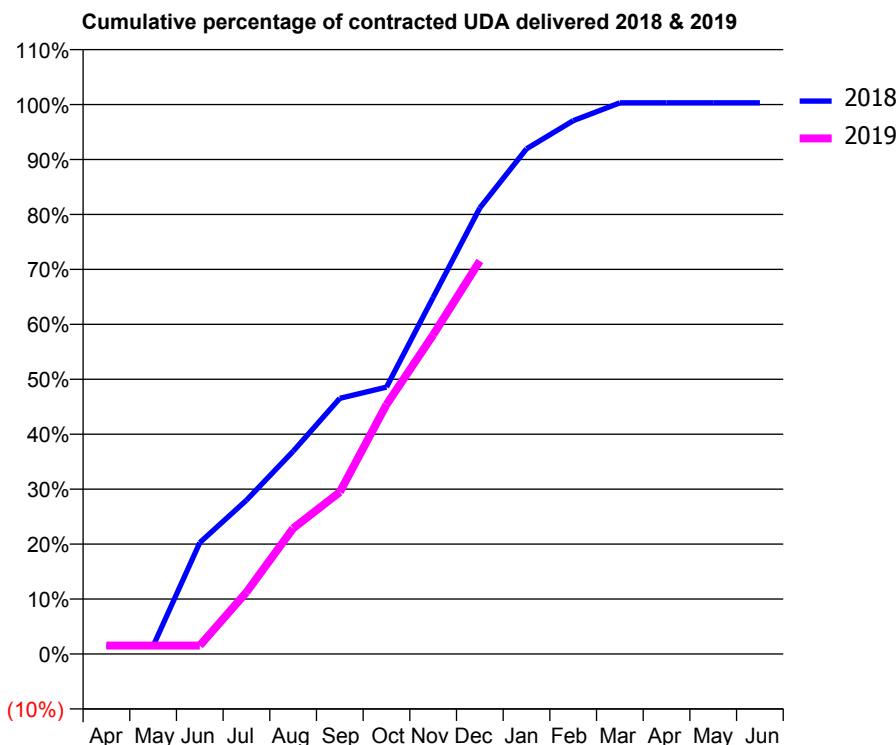
18/19 Contracted general activity (UDA)	1,042
Carry forward general activity (UDA)	3
18/19 Contracted orthodontic activity (UOA)	0
Carry forward orthodontic activity (UOA)	0
Baseline contract value	£26,575.64

ACCESS*

Patients seen in 24 months	Total	Change since previous quarter
Quarter ending December 2017	348	
Quarter ending March 2018	321	↓
Quarter ending June 2018	299	↓
Quarter ending September 2018	294	↓
Quarter ending December 2018	319	↑
Variance since December 2017	(8.3%)	↓



ACTIVITY



Month	Adjusted Scheduled Activity (UDA)	
	2018	2019
April	15	16
May	15	16
June	211	16
July	292	117
August	385	238
September	485	307
October	506	473
November	676	605
December	846	745
January	958	
February	1,011	
March	1,045	
April	1,045	
May	1,045	
June	1,045	

QUALITY

	Quantity	Base Number	Contract	AT	Region	England
% of FP17s for the same patient ID Re-attending within 3 months - Children	8	109	7.3%	10.2%	12.3%	11.8%
% of FP17s for the same patient ID Re-attending within 3 months - Adults	37	229	16.2%	13.7%	15.8%	15.6%
% of FP17s for the same patient ID Re-attending between 3 & 9 months - Children	65	109	59.6%	61.5%	60.1%	58.8%
% of FP17s for the same patient ID Re-attending between 3 & 9 months - Adults	113	229	49.3%	55.3%	53.3%	51.0%
% of FP17s for Band 1 Urgent Courses	6	332	1.8%	7.9%	9.0%	9.0%
% of FP17s Relating to Free Repair or Replacements	1	332	0.3%	0.9%	1.0%	0.8%
% of FP17s Relating to Continuations	1	332	0.3%	0.9%	1.0%	0.9%
% of Patients satisfied with the dentistry they have received	0	0	N/A	91.5%	93.8%	93.2%
% of Patients satisfied with the time they had to wait for an appointment	0	0	N/A	86.9%	89.4%	88.3%

* This is based on patients treated on this contract for their most recent course of treatment. Figures in italics indicate the base number of FP17s or Patient Questionnaire responses are less than 100. N/A is shown where the base number of responses is less than 10 during the period. % is calculated as Quantity/Base number*100

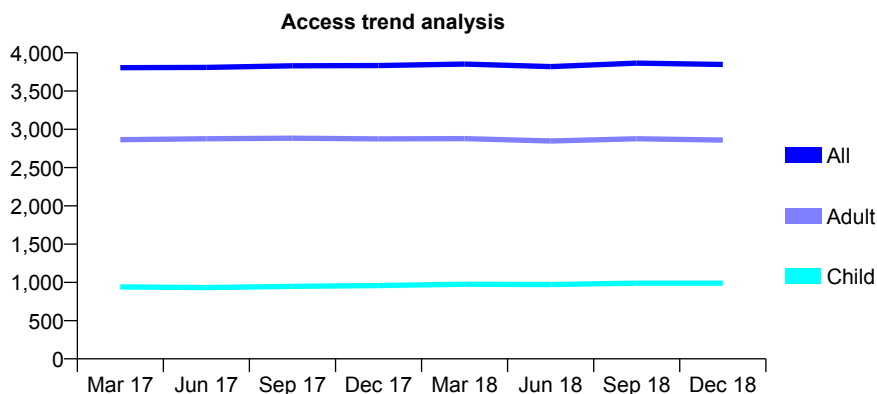
Q52 - Vital Signs At a Glance Contract Report for 731447/0001 - December 2018

Name or company name	MRS CI GRAVE
Contract type name	GDS Contract
Purpose of contract	General
Contract start date	01/04/2006
Contract end date	

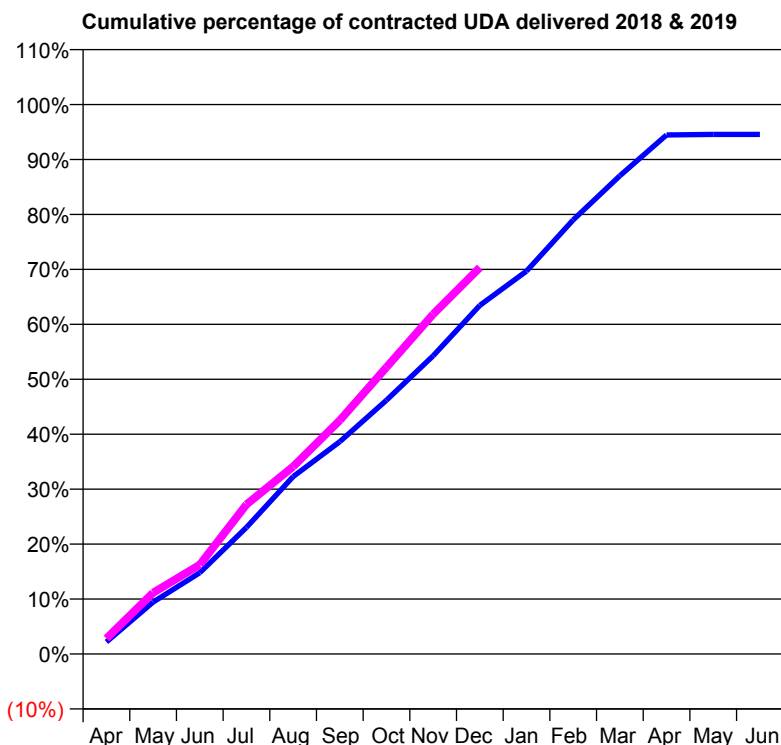
18/19 Contracted general activity (UDA)	10,000
Carry forward general activity (UDA)	0
18/19 Contracted orthodontic activity (UOA)	0
Carry forward orthodontic activity (UOA)	0
Baseline contract value	£234,201.81

ACCESS*

Patients seen in 24 months	Total	Change since previous quarter
Quarter ending December 2017	3,833	
Quarter ending March 2018	3,853	→
Quarter ending June 2018	3,819	→
Quarter ending September 2018	3,865	→
Quarter ending December 2018	3,848	→
Variance since December 2017	0.4%	→



ACTIVITY



Month	Adjusted Scheduled Activity (UDA)	
	2018	2019
April	220	282
May	946	1,115
June	1,480	1,624
July	2,304	2,721
August	3,230	3,411
September	3,864	4,254
October	4,619	5,219
November	5,427	6,184
December	6,345	7,033
January	6,969	
February	7,901	
March	8,703	
April	9,445	
May	9,455	
June	9,456	

QUALITY

	Quantity	Base Number	Contract	AT	Region	England
% of FP17s for the same patient ID Re-attending within 3 months - Children	106	1,191	8.9%	10.2%	12.3%	11.8%
% of FP17s for the same patient ID Re-attending within 3 months - Adults	611	2,907	21.0%	13.7%	15.8%	15.6%
% of FP17s for the same patient ID Re-attending between 3 & 9 months - Children	739	1,191	62.0%	61.5%	60.1%	58.8%
% of FP17s for the same patient ID Re-attending between 3 & 9 months - Adults	1,057	2,907	36.4%	55.3%	53.3%	51.0%
% of FP17s for Band 1 Urgent Courses	548	3,796	14.4%	7.9%	9.0%	9.0%
% of FP17s Relating to Free Repair or Replacements	18	3,796	0.5%	0.9%	1.0%	0.8%
% of FP17s Relating to Continuations	63	3,796	1.7%	0.9%	1.0%	0.9%
% of Patients satisfied with the dentistry they have received	0	0	N/A	91.5%	93.8%	93.2%
% of Patients satisfied with the time they had to wait for an appointment	0	0	N/A	86.9%	89.4%	88.3%

* This is based on patients treated on this contract for their most recent course of treatment. Figures in italics indicate the base number of FP17s or Patient Questionnaire responses are less than 100. N/A is shown where the base number of responses is less than 10 during the period. % is calculated as Quantity/Base number*100

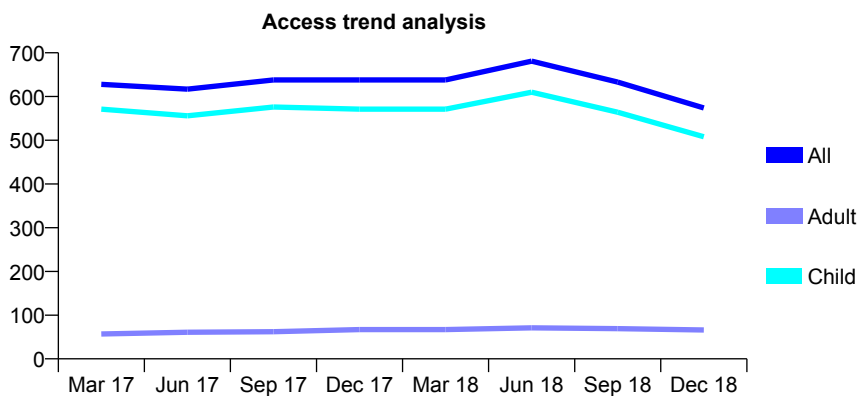
Q52 - Vital Signs At a Glance Contract Report for 738697/0001 - December 2018

Name or company name	Whitehall Dental Care
Contract type name	GDS Contract
Purpose of contract	General
Contract start date	01/04/2006
Contract end date	

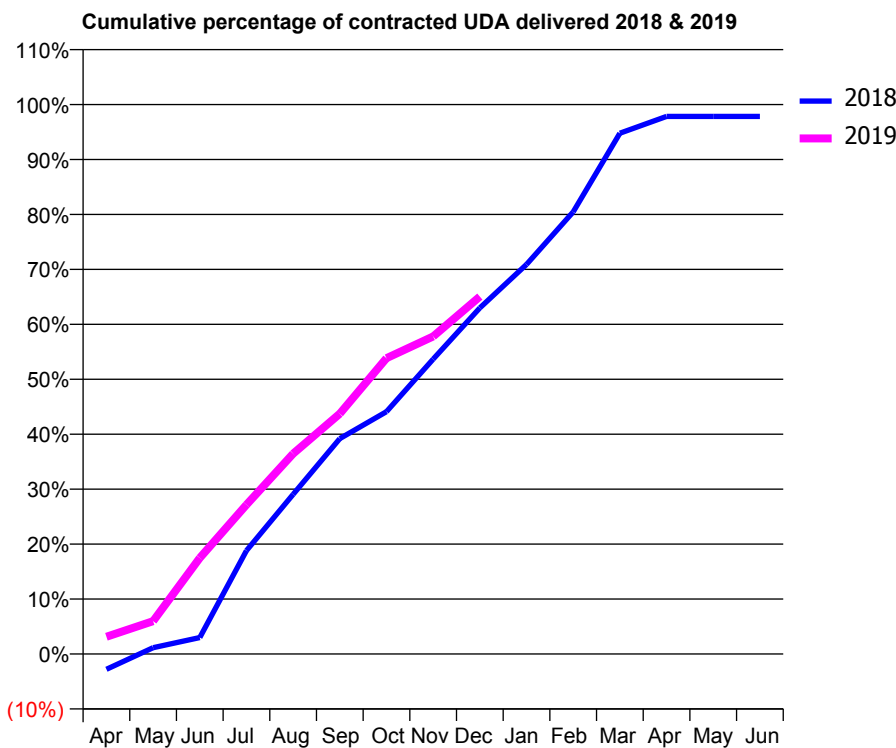
18/19 Contracted general activity (UDA)	1,350
Carry forward general activity (UDA)	29
18/19 Contracted orthodontic activity (UOA)	0
Carry forward orthodontic activity (UOA)	0
Baseline contract value	£32,640.47

ACCESS*

Patients seen in 24 months	Total	Change since previous quarter
Quarter ending December 2017	638	
Quarter ending March 2018	638	→
Quarter ending June 2018	681	↑
Quarter ending September 2018	633	↓
Quarter ending December 2018	574	↓
Variance since December 2017	(10.0%)	↓



ACTIVITY



Month	Adjusted Scheduled Activity (UDA)	
	2018	2019
April	-38	42
May	15	81
June	40	236
July	254	367
August	392	492
September	529	590
October	595	727
November	724	780
December	850	878
January	957	
February	1,086	
March	1,280	
April	1,321	
May	1,321	
June	1,321	

QUALITY

	Quantity	Base Number	Contract	AT	Region	England
% of FP17s for the same patient ID Re-attending within 3 months - Children	75	663	11.3%	10.2%	12.3%	11.8%
% of FP17s for the same patient ID Re-attending within 3 months - Adults	1	25	4.0%	13.7%	15.8%	15.6%
% of FP17s for the same patient ID Re-attending between 3 & 9 months - Children	404	663	60.9%	61.5%	60.1%	58.8%
% of FP17s for the same patient ID Re-attending between 3 & 9 months - Adults	20	25	80.0%	55.3%	53.3%	51.0%
% of FP17s for Band 1 Urgent Courses	20	658	3.0%	7.9%	9.0%	9.0%
% of FP17s Relating to Free Repair or Replacements	0	658	0.0%	0.9%	1.0%	0.8%
% of FP17s Relating to Continuations	0	658	0.0%	0.9%	1.0%	0.9%
% of Patients satisfied with the dentistry they have received	0	0	N/A	91.5%	93.8%	93.2%
% of Patients satisfied with the time they had to wait for an appointment	0	0	N/A	86.9%	89.4%	88.3%

* This is based on patients treated on this contract for their most recent course of treatment. Figures in italics indicate the base number of FP17s or Patient Questionnaire responses are less than 100. N/A is shown where the base number of responses is less than 10 during the period. % is calculated as Quantity/Base number*100

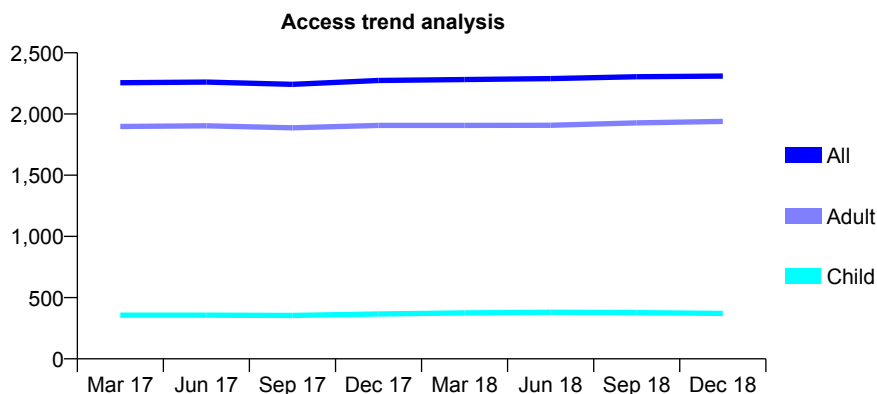
Q52 - Vital Signs At a Glance Contract Report for 739367/0001 - December 2018

Name or company name	MR MW SOUTH
Contract type name	GDS Contract
Purpose of contract	General
Contract start date	01/04/2006
Contract end date	

18/19 Contracted general activity (UDA)	8,098
Carry forward general activity (UDA)	-54
18/19 Contracted orthodontic activity (UOA)	0
Carry forward orthodontic activity (UOA)	0
Baseline contract value	£223,934.83

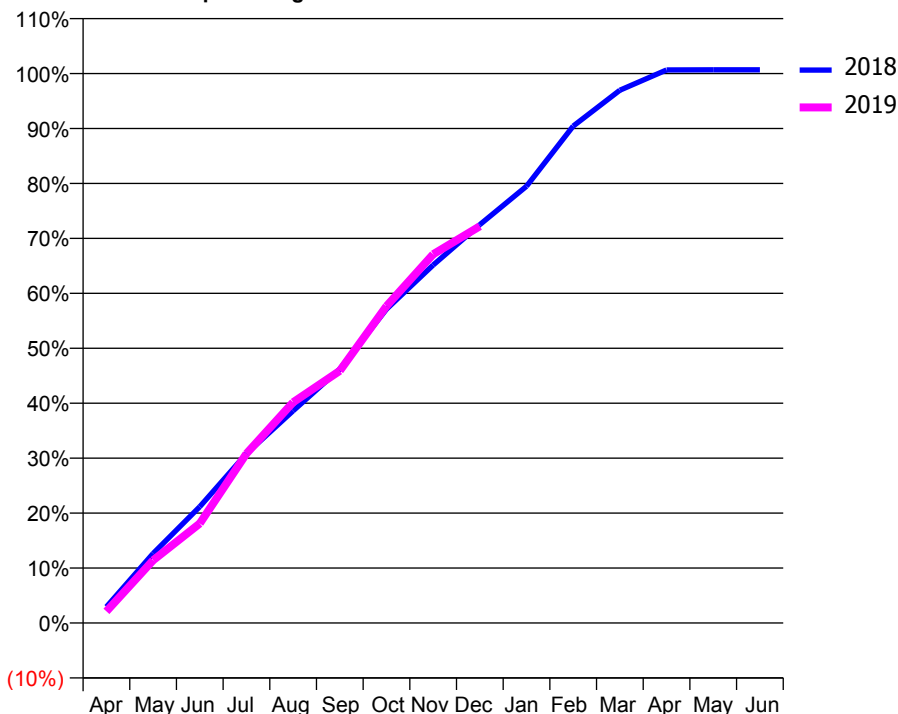
ACCESS*

Patients seen in 24 months	Total	Change since previous quarter
Quarter ending December 2017	2,274	
Quarter ending March 2018	2,282	→
Quarter ending June 2018	2,289	→
Quarter ending September 2018	2,305	→
Quarter ending December 2018	2,310	→
Variance since December 2017	1.6%	→



ACTIVITY

Cumulative percentage of contracted UDA delivered 2018 & 2019



Month	Adjusted Scheduled Activity (UDA)	
	2018	2019
April	238	171
May	1,026	925
June	1,714	1,467
July	2,497	2,497
August	3,127	3,254
September	3,742	3,718
October	4,625	4,670
November	5,275	5,434
December	5,871	5,847
January	6,437	
February	7,323	
March	7,851	
April	8,150	
May	8,152	
June	8,152	

QUALITY

	Quantity	Base Number	Contract	AT	Region	England
% of FP17s for the same patient ID Re-attending within 3 months - Children	21	403	5.2%	10.2%	12.3%	11.8%
% of FP17s for the same patient ID Re-attending within 3 months - Adults	316	2,372	13.3%	13.7%	15.8%	15.6%
% of FP17s for the same patient ID Re-attending between 3 & 9 months - Children	260	403	64.5%	61.5%	60.1%	58.8%
% of FP17s for the same patient ID Re-attending between 3 & 9 months - Adults	1,460	2,372	61.6%	55.3%	53.3%	51.0%
% of FP17s for Band 1 Urgent Courses	196	2,629	7.5%	7.9%	9.0%	9.0%
% of FP17s Relating to Free Repair or Replacements	47	2,629	1.8%	0.9%	1.0%	0.8%
% of FP17s Relating to Continuations	111	2,629	4.2%	0.9%	1.0%	0.9%
% of Patients satisfied with the dentistry they have received	1	1	N/A	91.5%	93.8%	93.2%
% of Patients satisfied with the time they had to wait for an appointment	0	1	N/A	86.9%	89.4%	88.3%

* This is based on patients treated on this contract for their most recent course of treatment. Figures in italics indicate the base number of FP17s or Patient Questionnaire responses are less than 100. N/A is shown where the base number of responses is less than 10 during the period. % is calculated as Quantity/Base number*100

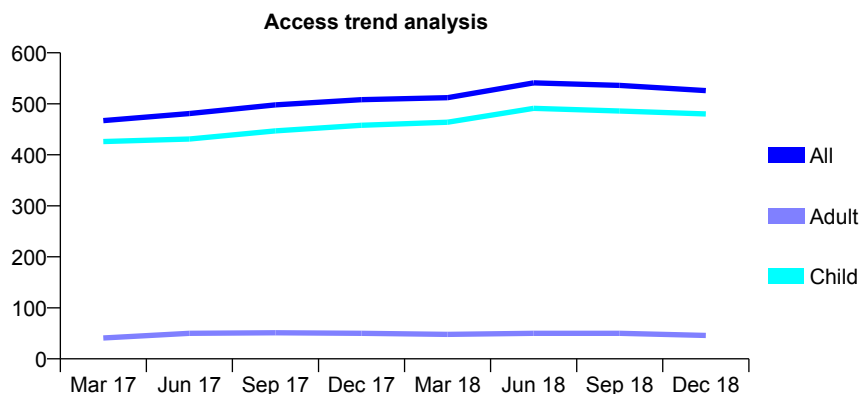
Q52 - Vital Signs At a Glance Contract Report for 745669/0001 - December 2018

Name or company name	MR RA MUIRHEAD
Contract type name	GDS Contract
Purpose of contract	General
Contract start date	01/04/2006
Contract end date	

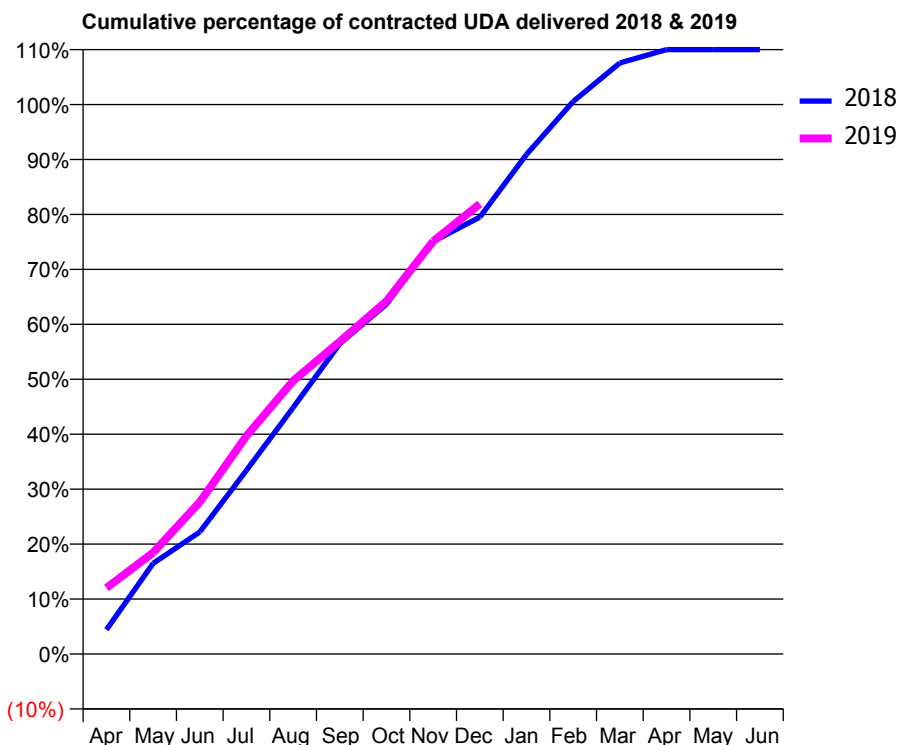
18/19 Contracted general activity (UDA)	948
Carry forward general activity (UDA)	-19
18/19 Contracted orthodontic activity (UOA)	0
Carry forward orthodontic activity (UOA)	0
Baseline contract value	£27,865.43

ACCESS*

Patients seen in 24 months	Total	Change since previous quarter
Quarter ending December 2017	508	
Quarter ending March 2018	512	→
Quarter ending June 2018	541	↑
Quarter ending September 2018	536	→
Quarter ending December 2018	526	↓
Variance since December 2017	3.5%	↑



ACTIVITY



Month	Adjusted Scheduled Activity (UDA)	
	2018	2019
April	42	114
May	156	175
June	211	262
July	317	376
August	425	471
September	535	539
October	604	609
November	712	712
December	754	777
January	862	
February	953	
March	1,020	
April	1,043	
May	1,043	
June	1,043	

QUALITY

	Quantity	Base Number	Contract	AT	Region	England
% of FP17s for the same patient ID Re-attending within 3 months - Children	48	647	7.4%	10.2%	12.3%	11.8%
% of FP17s for the same patient ID Re-attending within 3 months - Adults	0	0	N/A	13.7%	15.8%	15.6%
% of FP17s for the same patient ID Re-attending between 3 & 9 months - Children	427	647	66.0%	61.5%	60.1%	58.8%
% of FP17s for the same patient ID Re-attending between 3 & 9 months - Adults	0	0	N/A	55.3%	53.3%	51.0%
% of FP17s for Band 1 Urgent Courses	8	622	1.3%	7.9%	9.0%	9.0%
% of FP17s Relating to Free Repair or Replacements	0	622	0.0%	0.9%	1.0%	0.8%
% of FP17s Relating to Continuations	0	622	0.0%	0.9%	1.0%	0.9%
% of Patients satisfied with the dentistry they have received	0	0	N/A	91.5%	93.8%	93.2%
% of Patients satisfied with the time they had to wait for an appointment	0	0	N/A	86.9%	89.4%	88.3%

* This is based on patients treated on this contract for their most recent course of treatment. Figures in italics indicate the base number of FP17s or Patient Questionnaire responses are less than 100. N/A is shown where the base number of responses is less than 10 during the period. % is calculated as Quantity/Base number*100

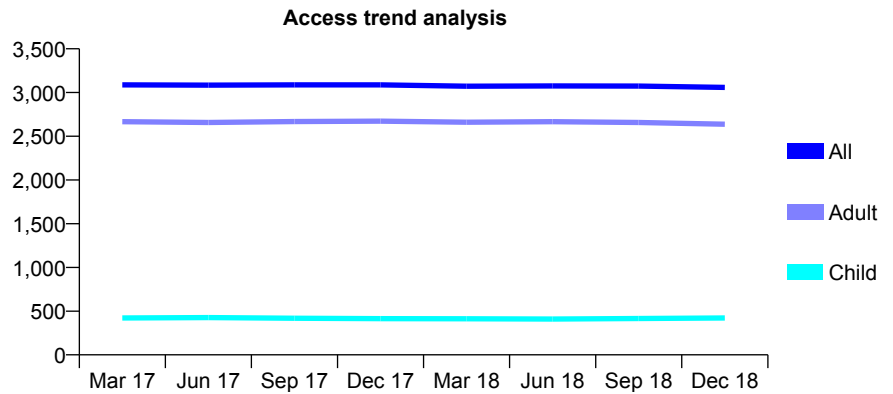
Q52 - Vital Signs At a Glance Contract Report for 751936/0001 - December 2018

Name or company name	MR P HARTLEY
Contract type name	GDS Contract
Purpose of contract	General
Contract start date	01/04/2006
Contract end date	

18/19 Contracted general activity (UDA)	8,300
Carry forward general activity (UDA)	320
18/19 Contracted orthodontic activity (UOA)	0
Carry forward orthodontic activity (UOA)	0
Baseline contract value	£194,681.07

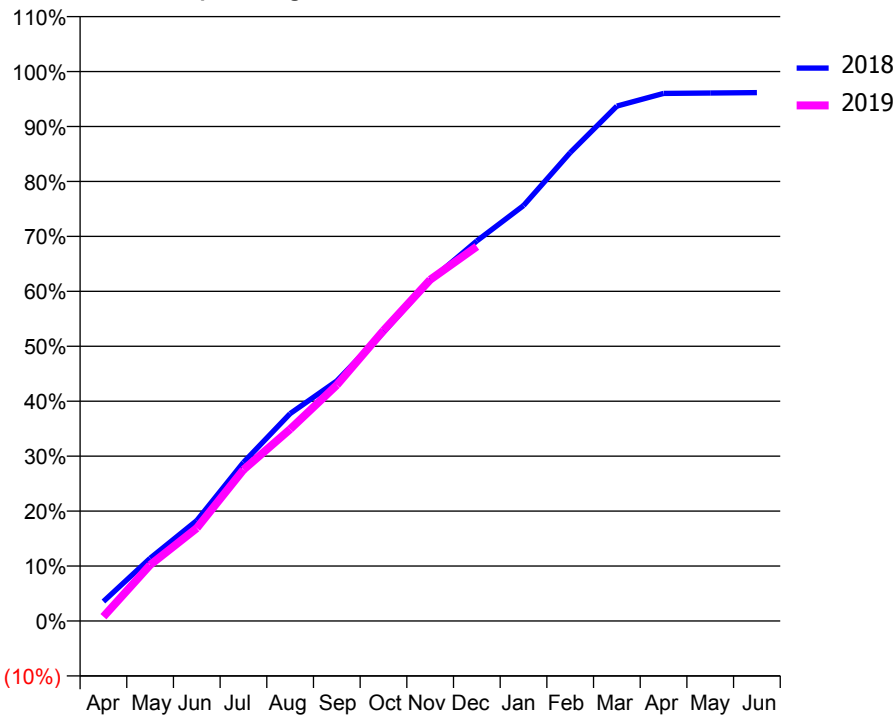
ACCESS*

Patients seen in 24 months	Total	Change since previous quarter
Quarter ending December 2017	3,087	
Quarter ending March 2018	3,072	→
Quarter ending June 2018	3,076	→
Quarter ending September 2018	3,073	→
Quarter ending December 2018	3,059	→
Variance since December 2017	(0.9%)	→



ACTIVITY

Cumulative percentage of contracted UDA delivered 2018 & 2019



Month	Adjusted Scheduled Activity (UDA)	
	2018	2019
April	295	65
May	948	846
June	1,518	1,404
July	2,395	2,286
August	3,133	2,898
September	3,627	3,564
October	4,362	4,387
November	5,145	5,155
December	5,741	5,656
January	6,275	
February	7,074	
March	7,777	
April	7,969	
May	7,975	
June	7,980	

QUALITY

	Quantity	Base Number	Contract	AT	Region	England
% of FP17s for the same patient ID Re-attending within 3 months - Children	12	440	2.7%	10.2%	12.3%	11.8%
% of FP17s for the same patient ID Re-attending within 3 months - Adults	348	3,005	11.6%	13.7%	15.8%	15.6%
% of FP17s for the same patient ID Re-attending between 3 & 9 months - Children	291	440	66.1%	61.5%	60.1%	58.8%
% of FP17s for the same patient ID Re-attending between 3 & 9 months - Adults	1,785	3,005	59.4%	55.3%	53.3%	51.0%
% of FP17s for Band 1 Urgent Courses	56	3,343	1.7%	7.9%	9.0%	9.0%
% of FP17s Relating to Free Repair or Replacements	27	3,343	0.8%	0.9%	1.0%	0.8%
% of FP17s Relating to Continuations	105	3,343	3.1%	0.9%	1.0%	0.9%
% of Patients satisfied with the dentistry they have received	0	0	N/A	91.5%	93.8%	93.2%
% of Patients satisfied with the time they had to wait for an appointment	0	0	N/A	86.9%	89.4%	88.3%

* This is based on patients treated on this contract for their most recent course of treatment. Figures in italics indicate the base number of FP17s or Patient Questionnaire responses are less than 100. N/A is shown where the base number of responses is less than 10 during the period. % is calculated as Quantity/Base number*100

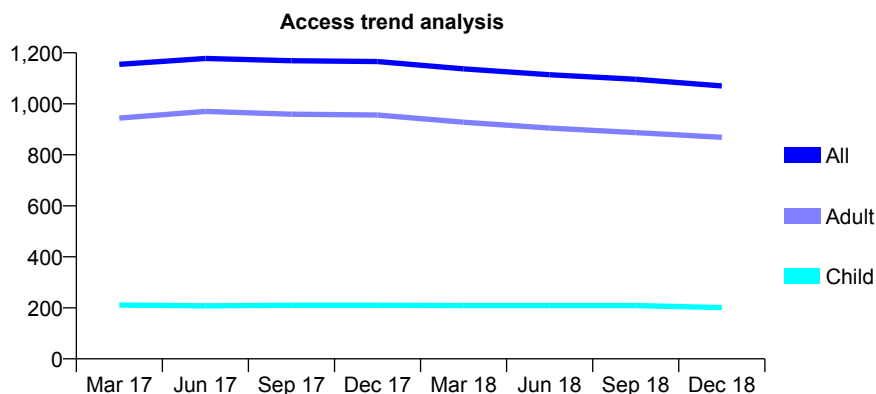
Q52 - Vital Signs At a Glance Contract Report for 759740/0005 - December 2018

Name or company name	N Kaushal
Contract type name	GDS Contract
Purpose of contract	General
Contract start date	08/05/2015
Contract end date	

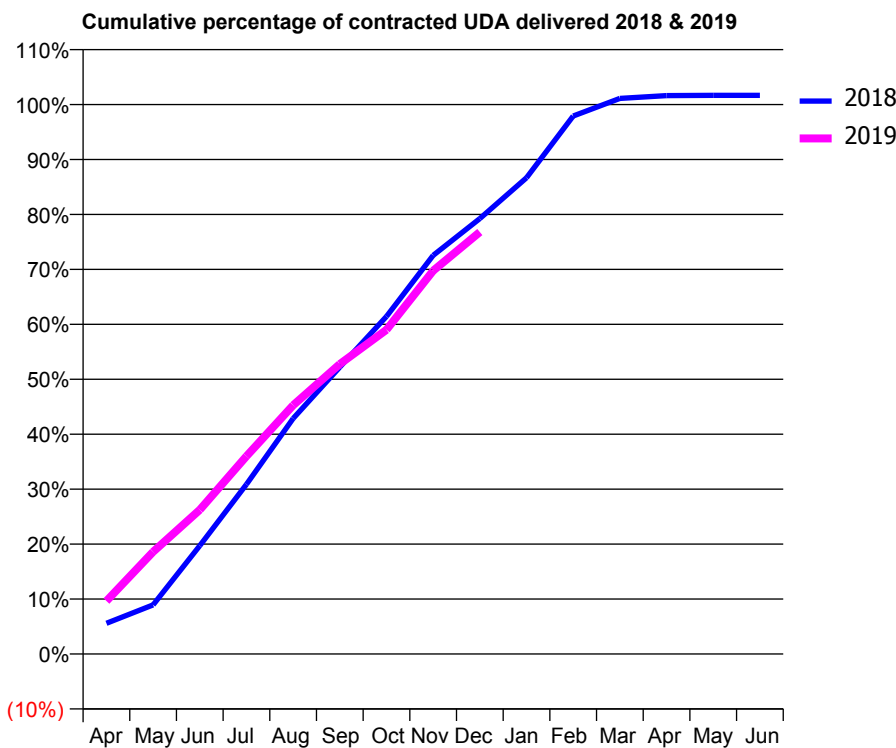
18/19 Contracted general activity (UDA)	3,242
Carry forward general activity (UDA)	-54
18/19 Contracted orthodontic activity (UOA)	0
Carry forward orthodontic activity (UOA)	0
Baseline contract value	£97,869.16

ACCESS*

Patients seen in 24 months	Total	Change since previous quarter
Quarter ending December 2017	1,166	
Quarter ending March 2018	1,137	↓
Quarter ending June 2018	1,114	↓
Quarter ending September 2018	1,096	↓
Quarter ending December 2018	1,070	↓
Variance since December 2017	(8.2%)	↓



ACTIVITY



Month	Adjusted Scheduled Activity (UDA)	
	2018	2019
April	181	313
May	290	603
June	639	851
July	1,001	1,167
August	1,390	1,468
September	1,692	1,710
October	1,992	1,913
November	2,352	2,261
December	2,569	2,490
January	2,810	
February	3,174	
March	3,278	
April	3,295	
May	3,296	
June	3,296	

QUALITY

	Quantity	Base Number	Contract	AT	Region	England
% of FP17s for the same patient ID Re-attending within 3 months - Children	15	252	6.0%	10.2%	12.3%	11.8%
% of FP17s for the same patient ID Re-attending within 3 months - Adults	140	1,153	12.1%	13.7%	15.8%	15.6%
% of FP17s for the same patient ID Re-attending between 3 & 9 months - Children	155	252	61.5%	61.5%	60.1%	58.8%
% of FP17s for the same patient ID Re-attending between 3 & 9 months - Adults	786	1,153	68.2%	55.3%	53.3%	51.0%
% of FP17s for Band 1 Urgent Courses	168	1,389	12.1%	7.9%	9.0%	9.0%
% of FP17s Relating to Free Repair or Replacements	76	1,389	5.5%	0.9%	1.0%	0.8%
% of FP17s Relating to Continuations	2	1,389	0.1%	0.9%	1.0%	0.9%
% of Patients satisfied with the dentistry they have received	1	1	N/A	91.5%	93.8%	93.2%
% of Patients satisfied with the time they had to wait for an appointment	1	1	N/A	86.9%	89.4%	88.3%

* This is based on patients treated on this contract for their most recent course of treatment. Figures in italics indicate the base number of FP17s or Patient Questionnaire responses are less than 100. N/A is shown where the base number of responses is less than 10 during the period. % is calculated as Quantity/Base number*100

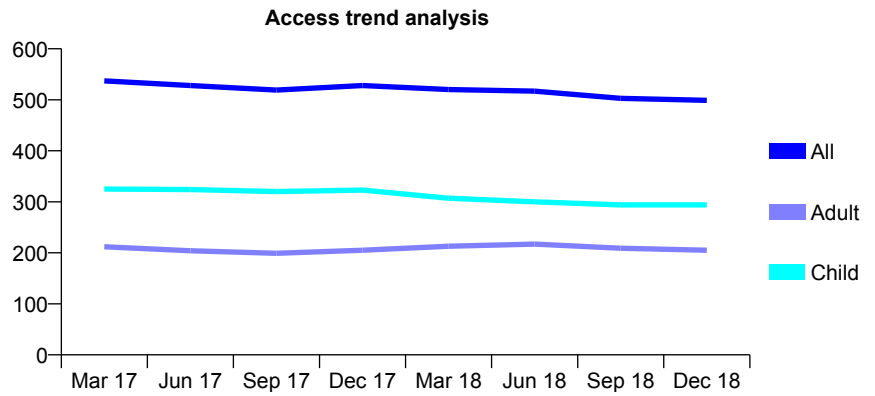
Q52 - Vital Signs At a Glance Contract Report for 764183/0001 - December 2018

Name or company name	MRS P DHILLON
Contract type name	GDS Contract
Purpose of contract	General
Contract start date	01/08/2006
Contract end date	

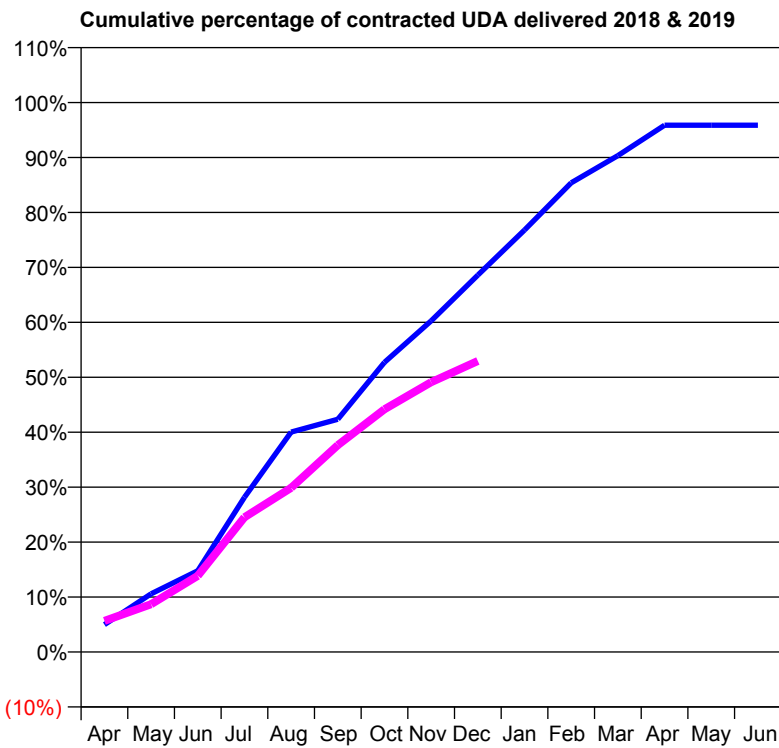
18/19 Contracted general activity (UDA)	1,550
Carry forward general activity (UDA)	0
18/19 Contracted orthodontic activity (UOA)	0
Carry forward orthodontic activity (UOA)	0
Baseline contract value	£50,524.14

ACCESS*

Patients seen in 24 months	Total	Change since previous quarter
Quarter ending December 2017	528	
Quarter ending March 2018	520	↓
Quarter ending June 2018	517	→
Quarter ending September 2018	503	↓
Quarter ending December 2018	499	→
Variance since December 2017	(5.5%)	↓



ACTIVITY



Month	Adjusted Scheduled Activity (UDA)	
	2018	2019
April	77	88
May	164	135
June	229	215
July	436	380
August	620	463
September	656	584
October	817	685
November	934	761
December	1,063	821
January	1,190	
February	1,324	
March	1,400	
April	1,486	
May	1,486	
June	1,486	

QUALITY

	Quantity	Base Number	Contract	AT	Region	England
% of FP17s for the same patient ID Re-attending within 3 months - Children	13	359	3.6%	10.2%	12.3%	11.8%
% of FP17s for the same patient ID Re-attending within 3 months - Adults	29	205	14.1%	13.7%	15.8%	15.6%
% of FP17s for the same patient ID Re-attending between 3 & 9 months - Children	276	359	76.9%	61.5%	60.1%	58.8%
% of FP17s for the same patient ID Re-attending between 3 & 9 months - Adults	130	205	63.4%	55.3%	53.3%	51.0%
% of FP17s for Band 1 Urgent Courses	5	533	0.9%	7.9%	9.0%	9.0%
% of FP17s Relating to Free Repair or Replacements	0	533	0.0%	0.9%	1.0%	0.8%
% of FP17s Relating to Continuations	0	533	0.0%	0.9%	1.0%	0.9%
% of Patients satisfied with the dentistry they have received	1	1	N/A	91.5%	93.8%	93.2%
% of Patients satisfied with the time they had to wait for an appointment	1	1	N/A	86.9%	89.4%	88.3%

* This is based on patients treated on this contract for their most recent course of treatment. Figures in italics indicate the base number of FP17s or Patient Questionnaire responses are less than 100. N/A is shown where the base number of responses is less than 10 during the period. % is calculated as Quantity/Base number*100

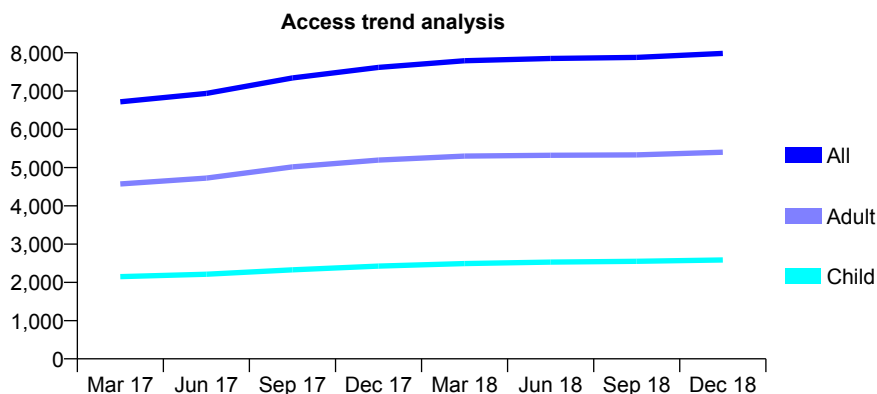
Q52 - Vital Signs At a Glance Contract Report for 764302/0001 - December 2018

Name or company name	MR IH AL-HUSSEIN
Contract type name	GDS Contract
Purpose of contract	General
Contract start date	01/04/2006
Contract end date	

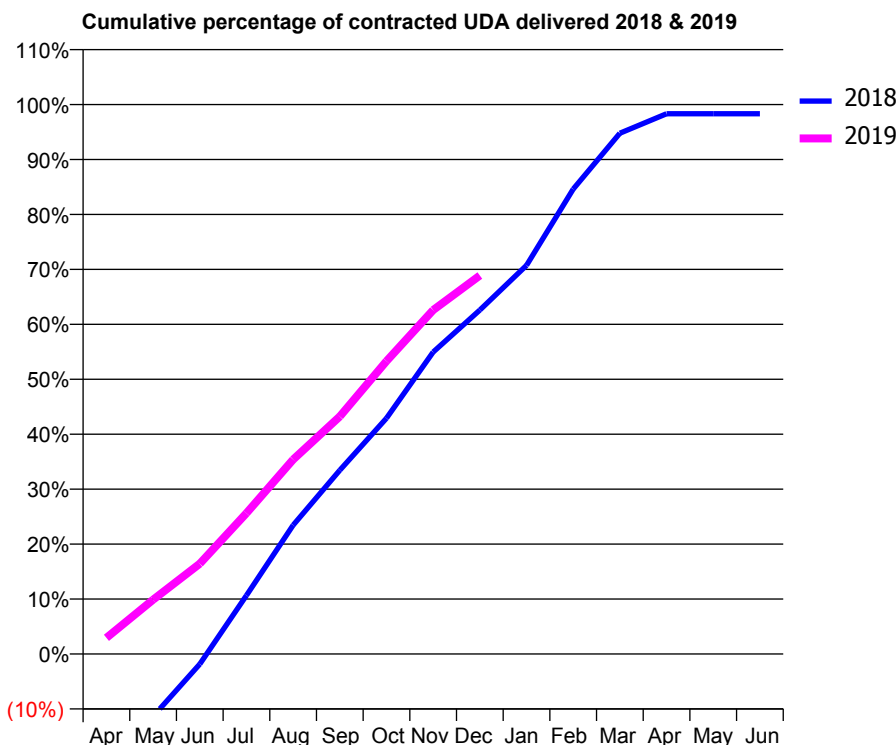
18/19 Contracted general activity (UDA)	15,945
Carry forward general activity (UDA)	267
18/19 Contracted orthodontic activity (UOA)	0
Carry forward orthodontic activity (UOA)	0
Baseline contract value	£484,560.41

ACCESS*

Patients seen in 24 months	Total	Change since previous quarter
Quarter ending December 2017	7,618	
Quarter ending March 2018	7,792	↑
Quarter ending June 2018	7,851	→
Quarter ending September 2018	7,881	→
Quarter ending December 2018	7,984	→
Variance since December 2017	4.8%	↑



ACTIVITY



Month	Adjusted Scheduled Activity (UDA)	
	2018	2019
April	-2,528	469
May	-1,813	1,579
June	-298	2,623
July	1,702	4,089
August	3,740	5,644
September	5,334	6,893
October	6,842	8,500
November	8,762	9,981
December	9,980	10,985
January	11,276	
February	13,492	
March	15,112	
April	15,678	
May	15,678	
June	15,678	

QUALITY

	Quantity	Base Number	Contract	AT	Region	England
% of FP17s for the same patient ID Re-attending within 3 months - Children	122	2,306	5.3%	10.2%	12.3%	11.8%
% of FP17s for the same patient ID Re-attending within 3 months - Adults	369	4,219	8.7%	13.7%	15.8%	15.6%
% of FP17s for the same patient ID Re-attending between 3 & 9 months - Children	1,251	2,306	54.2%	61.5%	60.1%	58.8%
% of FP17s for the same patient ID Re-attending between 3 & 9 months - Adults	2,158	4,219	51.1%	55.3%	53.3%	51.0%
% of FP17s for Band 1 Urgent Courses	467	5,883	7.9%	7.9%	9.0%	9.0%
% of FP17s Relating to Free Repair or Replacements	0	5,883	0.0%	0.9%	1.0%	0.8%
% of FP17s Relating to Continuations	23	5,883	0.4%	0.9%	1.0%	0.9%
% of Patients satisfied with the dentistry they have received	2	2	N/A	91.5%	93.8%	93.2%
% of Patients satisfied with the time they had to wait for an appointment	2	2	N/A	86.9%	89.4%	88.3%

* This is based on patients treated on this contract for their most recent course of treatment. Figures in italics indicate the base number of FP17s or Patient Questionnaire responses are less than 100. N/A is shown where the base number of responses is less than 10 during the period. % is calculated as Quantity/Base number*100

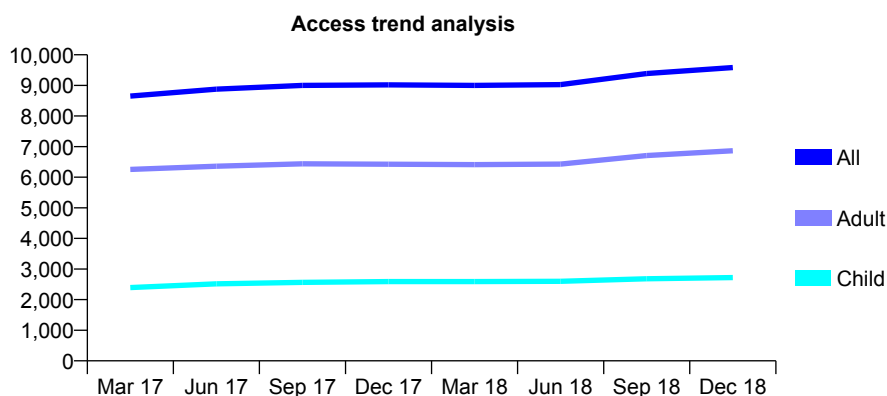
Q52 - Vital Signs At a Glance Contract Report for 765007/0002 - December 2018

Name or company name	Nationwide Healthcare Providers Ltd
Contract type name	GDS Contract
Purpose of contract	General
Contract start date	01/04/2008
Contract end date	

18/19 Contracted general activity (UDA)	26,101
Carry forward general activity (UDA)	758
18/19 Contracted orthodontic activity (UOA)	0
Carry forward orthodontic activity (UOA)	0
Baseline contract value	£637,613.49

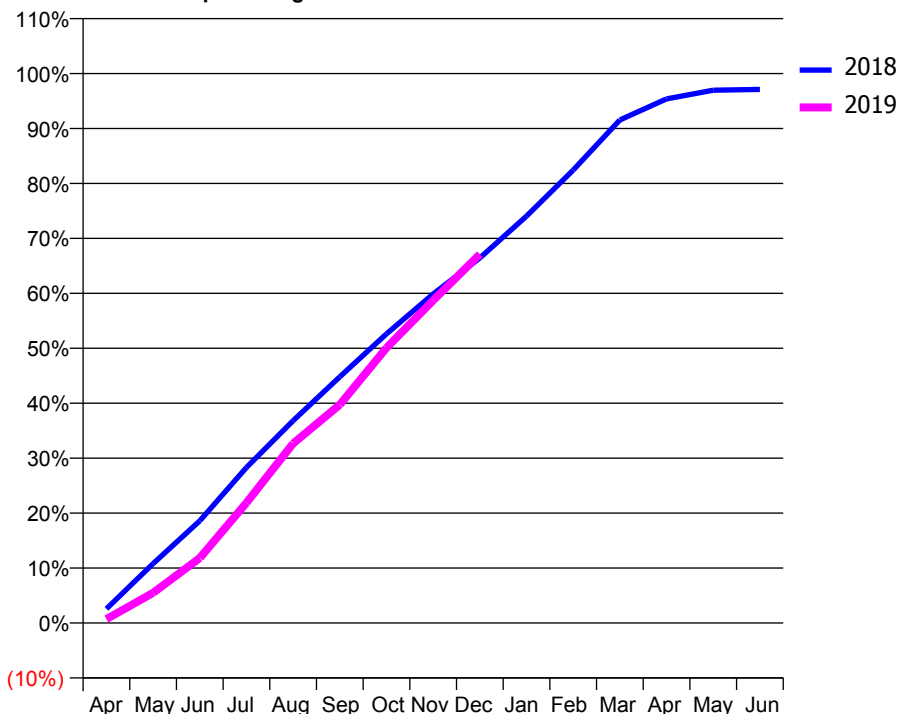
ACCESS*

Patients seen in 24 months	Total	Change since previous quarter
Quarter ending December 2017	9,016	
Quarter ending March 2018	9,000	→
Quarter ending June 2018	9,027	→
Quarter ending September 2018	9,389	↑
Quarter ending December 2018	9,586	↑
Variance since December 2017	6.3%	↑



ACTIVITY

Cumulative percentage of contracted UDA delivered 2018 & 2019



Month	Adjusted Scheduled Activity (UDA)	
	2018	2019
April	674	184
May	2,824	1,437
June	4,857	3,086
July	7,390	5,711
August	9,612	8,532
September	11,696	10,370
October	13,736	13,068
November	15,628	15,324
December	17,337	17,514
January	19,327	
February	21,513	
March	23,895	
April	24,897	
May	25,309	
June	25,343	

QUALITY

	Quantity	Base Number	Contract	AT	Region	England
% of FP17s for the same patient ID Re-attending within 3 months - Children	139	2,859	4.9%	10.2%	12.3%	11.8%
% of FP17s for the same patient ID Re-attending within 3 months - Adults	415	5,889	7.0%	13.7%	15.8%	15.6%
% of FP17s for the same patient ID Re-attending between 3 & 9 months - Children	1,610	2,859	56.3%	61.5%	60.1%	58.8%
% of FP17s for the same patient ID Re-attending between 3 & 9 months - Adults	2,939	5,889	49.9%	55.3%	53.3%	51.0%
% of FP17s for Band 1 Urgent Courses	188	8,268	2.3%	7.9%	9.0%	9.0%
% of FP17s Relating to Free Repair or Replacements	26	8,268	0.3%	0.9%	1.0%	0.8%
% of FP17s Relating to Continuations	70	8,268	0.8%	0.9%	1.0%	0.9%
% of Patients satisfied with the dentistry they have received	9	11	81.8%	91.5%	93.8%	93.2%
% of Patients satisfied with the time they had to wait for an appointment	8	11	72.7%	86.9%	89.4%	88.3%

* This is based on patients treated on this contract for their most recent course of treatment. Figures in italics indicate the base number of FP17s or Patient Questionnaire responses are less than 100. N/A is shown where the base number of responses is less than 10 during the period. % is calculated as Quantity/Base number*100

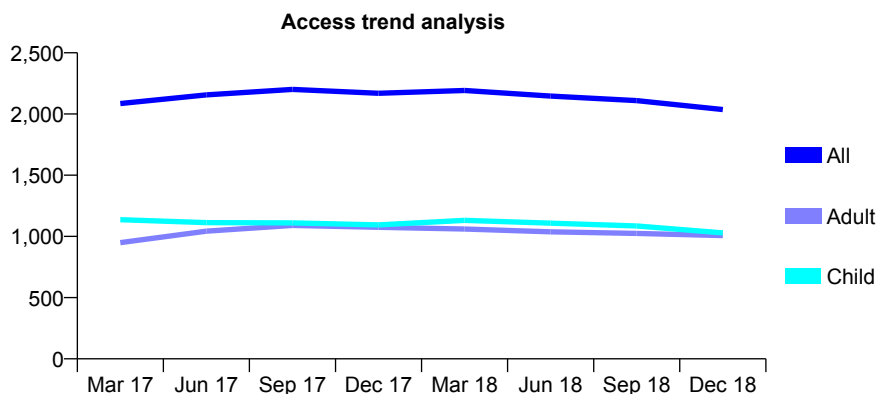
Q52 - Vital Signs At a Glance Contract Report for 772038/0001 - December 2018

Name or company name	MR Z HUSSAIN
Contract type name	GDS Contract
Purpose of contract	General
Contract start date	01/04/2006
Contract end date	

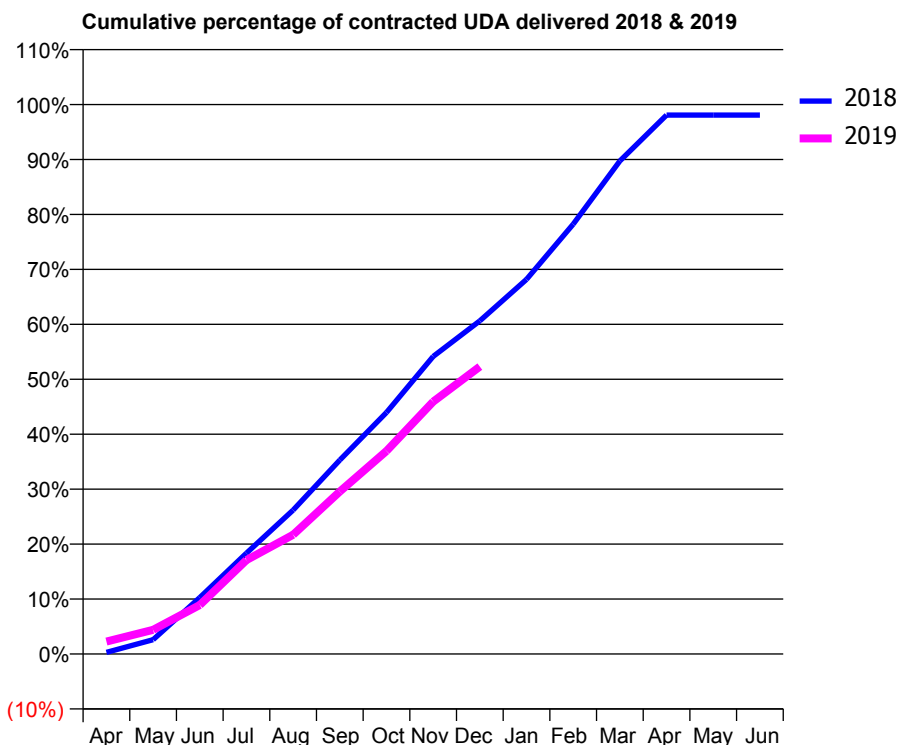
18/19 Contracted general activity (UDA)	5,331
Carry forward general activity (UDA)	0
18/19 Contracted orthodontic activity (UOA)	0
Carry forward orthodontic activity (UOA)	0
Baseline contract value	£127,107.47

ACCESS*

Patients seen in 24 months	Total	Change since previous quarter
Quarter ending December 2017	2,169	
Quarter ending March 2018	2,192	→
Quarter ending June 2018	2,146	↓
Quarter ending September 2018	2,110	↓
Quarter ending December 2018	2,036	↓
Variance since December 2017	(6.1%)	↓



ACTIVITY



Month	Adjusted Scheduled Activity (UDA)	
	2018	2019
April	18	122
May	160	234
June	629	475
July	1,123	911
August	1,601	1,157
September	2,157	1,576
October	2,687	1,970
November	3,310	2,448
December	3,706	2,789
January	4,167	
February	4,781	
March	5,485	
April	5,995	
May	5,995	
June	5,995	

QUALITY

	Quantity	Base Number	Contract	AT	Region	England
% of FP17s for the same patient ID Re-attending within 3 months - Children	26	1,502	1.7%	10.2%	12.3%	11.8%
% of FP17s for the same patient ID Re-attending within 3 months - Adults	43	806	5.3%	13.7%	15.8%	15.6%
% of FP17s for the same patient ID Re-attending between 3 & 9 months - Children	1,307	1,502	87.0%	61.5%	60.1%	58.8%
% of FP17s for the same patient ID Re-attending between 3 & 9 months - Adults	629	806	78.0%	55.3%	53.3%	51.0%
% of FP17s for Band 1 Urgent Courses	35	2,016	1.7%	7.9%	9.0%	9.0%
% of FP17s Relating to Free Repair or Replacements	1	2,016	0.0%	0.9%	1.0%	0.8%
% of FP17s Relating to Continuations	0	2,016	0.0%	0.9%	1.0%	0.9%
% of Patients satisfied with the dentistry they have received	1	1	N/A	91.5%	93.8%	93.2%
% of Patients satisfied with the time they had to wait for an appointment	1	1	N/A	86.9%	89.4%	88.3%

* This is based on patients treated on this contract for their most recent course of treatment. Figures in italics indicate the base number of FP17s or Patient Questionnaire responses are less than 100. N/A is shown where the base number of responses is less than 10 during the period. % is calculated as Quantity/Base number*100

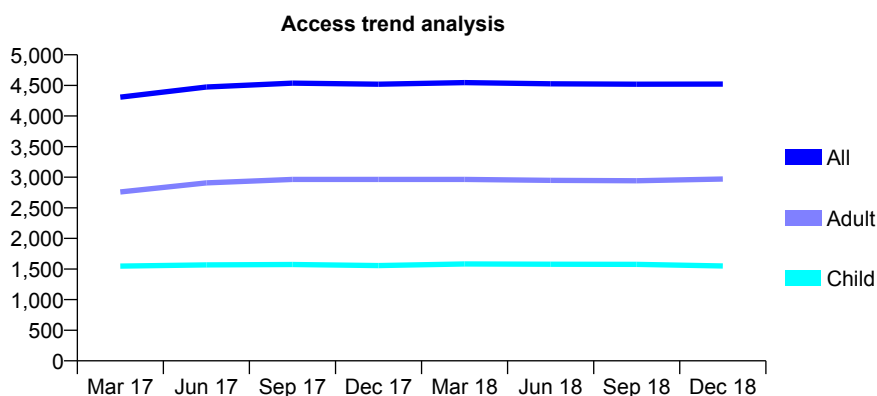
Q52 - Vital Signs At a Glance Contract Report for 773867/0002 - December 2018

Name or company name	MR PK TSAKPO
Contract type name	GDS Contract
Purpose of contract	General
Contract start date	19/08/2015
Contract end date	

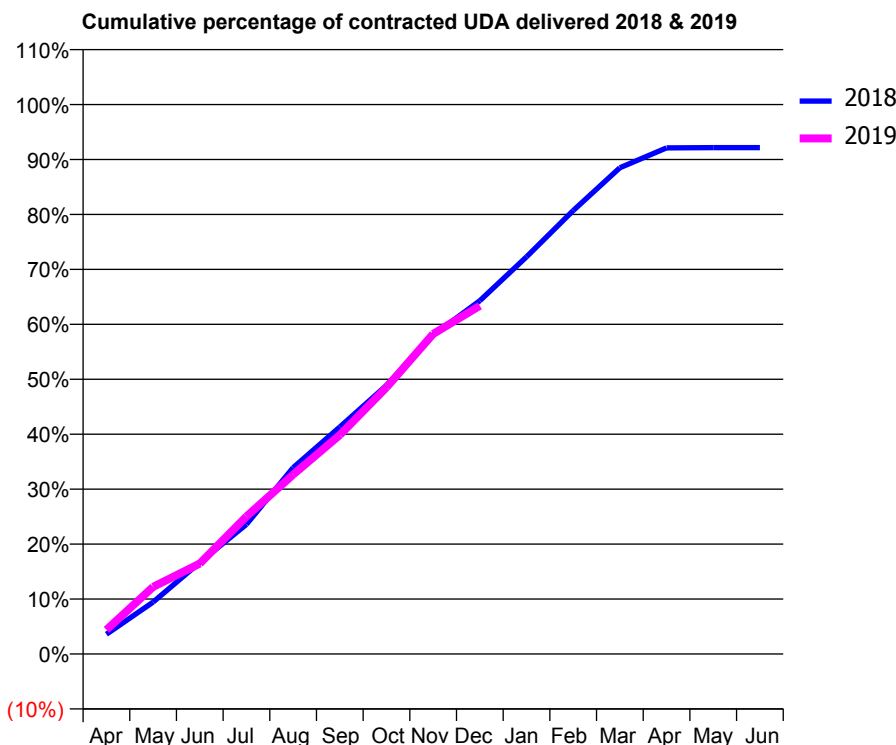
18/19 Contracted general activity (UDA)	15,240
Carry forward general activity (UDA)	0
18/19 Contracted orthodontic activity (UOA)	0
Carry forward orthodontic activity (UOA)	0
Baseline contract value	£404,259.27

ACCESS*

Patients seen in 24 months	Total	Change since previous quarter
Quarter ending December 2017	4,519	
Quarter ending March 2018	4,545	→
Quarter ending June 2018	4,527	→
Quarter ending September 2018	4,519	→
Quarter ending December 2018	4,522	→
Variance since December 2017	0.1%	→



ACTIVITY



Month	Adjusted Scheduled Activity (UDA)	
	2018	2019
April	549	669
May	1,442	1,863
June	2,537	2,510
July	3,596	3,813
August	5,167	4,978
September	6,298	6,076
October	7,451	7,395
November	8,843	8,879
December	9,800	9,659
January	11,015	
February	12,297	
March	13,486	
April	14,036	
May	14,044	
June	14,045	

QUALITY

	Quantity	Base Number	Contract	AT	Region	England
% of FP17s for the same patient ID Re-attending within 3 months - Children	220	2,078	10.6%	10.2%	12.3%	11.8%
% of FP17s for the same patient ID Re-attending within 3 months - Adults	602	3,461	17.4%	13.7%	15.8%	15.6%
% of FP17s for the same patient ID Re-attending between 3 & 9 months - Children	1,245	2,078	59.9%	61.5%	60.1%	58.8%
% of FP17s for the same patient ID Re-attending between 3 & 9 months - Adults	1,784	3,461	51.5%	55.3%	53.3%	51.0%
% of FP17s for Band 1 Urgent Courses	352	5,283	6.7%	7.9%	9.0%	9.0%
% of FP17s Relating to Free Repair or Replacements	42	5,283	0.8%	0.9%	1.0%	0.8%
% of FP17s Relating to Continuations	28	5,283	0.5%	0.9%	1.0%	0.9%
% of Patients satisfied with the dentistry they have received	4	4	N/A	91.5%	93.8%	93.2%
% of Patients satisfied with the time they had to wait for an appointment	4	4	N/A	86.9%	89.4%	88.3%

* This is based on patients treated on this contract for their most recent course of treatment. Figures in italics indicate the base number of FP17s or Patient Questionnaire responses are less than 100. N/A is shown where the base number of responses is less than 10 during the period. % is calculated as Quantity/Base number*100

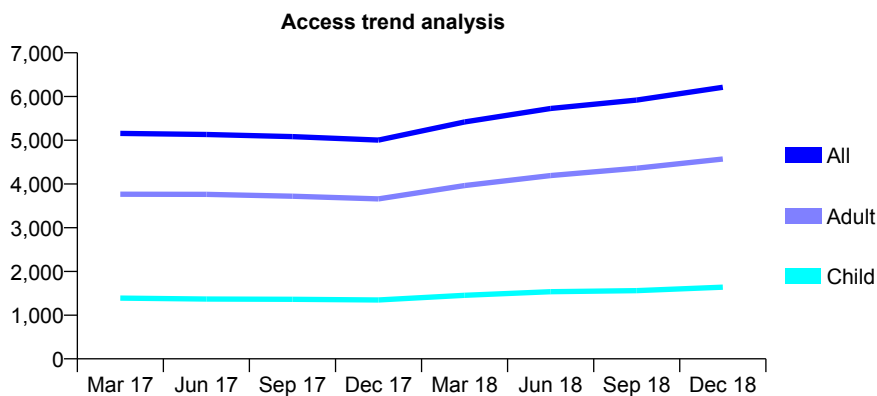
Q52 - Vital Signs At a Glance Contract Report for 776033/0001 - December 2018

Name or company name	Mr EA Fowode
Contract type name	GDS Contract
Purpose of contract	General
Contract start date	01/11/2006
Contract end date	

18/19 Contracted general activity (UDA)	18,800
Carry forward general activity (UDA)	0
18/19 Contracted orthodontic activity (UOA)	0
Carry forward orthodontic activity (UOA)	0
Baseline contract value	£452,518.03

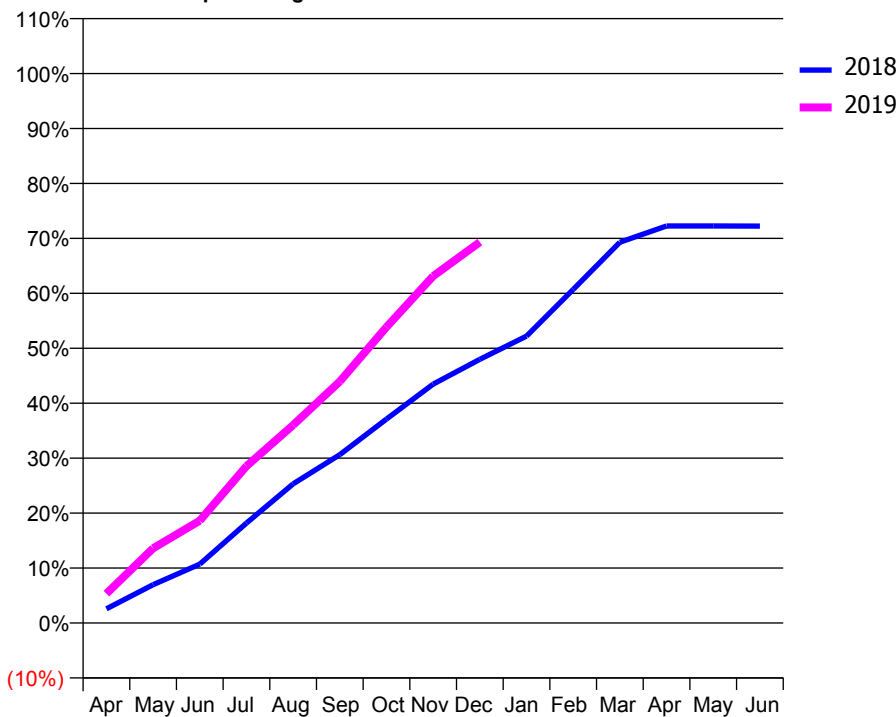
ACCESS*

Patients seen in 24 months	Total	Change since previous quarter
Quarter ending December 2017	5,004	
Quarter ending March 2018	5,417	↑
Quarter ending June 2018	5,727	↑
Quarter ending September 2018	5,920	↑
Quarter ending December 2018	6,212	↑
Variance since December 2017	24.1%	↑



ACTIVITY

Cumulative percentage of contracted UDA delivered 2018 & 2019



Adjusted Scheduled Activity (UDA)

Month	2018	2019
April	485	1,006
May	1,311	2,559
June	2,015	3,503
July	3,418	5,365
August	4,760	6,771
September	5,760	8,266
October	6,978	10,127
November	8,173	11,868
December	9,020	13,033
January	9,816	
February	11,413	
March	13,029	
April	13,583	
May	13,583	
June	13,580	

QUALITY

	Quantity	Base Number	Contract	AT	Region	England
% of FP17s for the same patient ID Re-attending within 3 months - Children	225	2,072	10.9%	10.2%	12.3%	11.8%
% of FP17s for the same patient ID Re-attending within 3 months - Adults	478	5,156	9.3%	13.7%	15.8%	15.6%
% of FP17s for the same patient ID Re-attending between 3 & 9 months - Children	1,247	2,072	60.2%	61.5%	60.1%	58.8%
% of FP17s for the same patient ID Re-attending between 3 & 9 months - Adults	2,980	5,156	57.8%	55.3%	53.3%	51.0%
% of FP17s for Band 1 Urgent Courses	329	6,908	4.8%	7.9%	9.0%	9.0%
% of FP17s Relating to Free Repair or Replacements	59	6,908	0.9%	0.9%	1.0%	0.8%
% of FP17s Relating to Continuations	22	6,908	0.3%	0.9%	1.0%	0.9%
% of Patients satisfied with the dentistry they have received	0	0	N/A	91.5%	93.8%	93.2%
% of Patients satisfied with the time they had to wait for an appointment	0	0	N/A	86.9%	89.4%	88.3%

* This is based on patients treated on this contract for their most recent course of treatment. Figures in italics indicate the base number of FP17s or Patient Questionnaire responses are less than 100. N/A is shown where the base number of responses is less than 10 during the period. % is calculated as Quantity/Base number*100

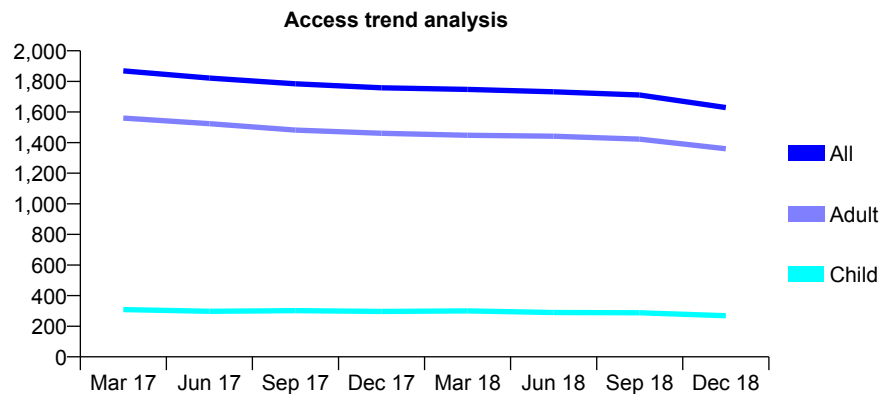
Q52 - Vital Signs At a Glance Contract Report for 776076/0001 - December 2018

Name or company name	Bingley Dental Practice
Contract type name	GDS Contract
Purpose of contract	General
Contract start date	19/05/2011
Contract end date	

18/19 Contracted general activity (UDA)	5,981
Carry forward general activity (UDA)	127
18/19 Contracted orthodontic activity (UOA)	0
Carry forward orthodontic activity (UOA)	0
Baseline contract value	£168,275.43

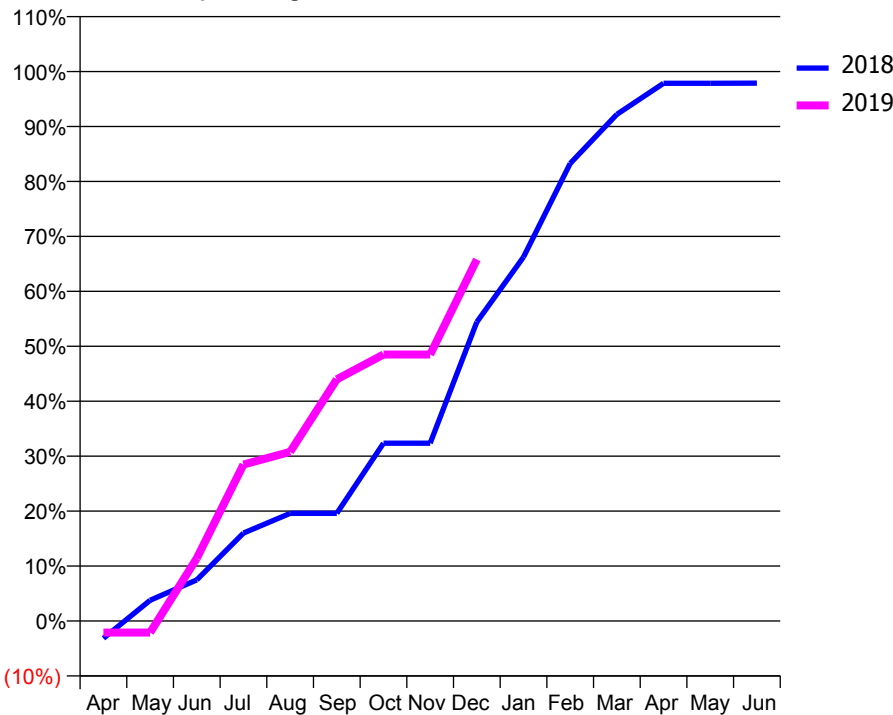
ACCESS*

Patients seen in 24 months	Total	Change since previous quarter
Quarter ending December 2017	1,758	
Quarter ending March 2018	1,748	→
Quarter ending June 2018	1,732	→
Quarter ending September 2018	1,711	↓
Quarter ending December 2018	1,629	↓
Variance since December 2017	(7.3%)	↓



ACTIVITY

Cumulative percentage of contracted UDA delivered 2018 & 2019



Month	Adjusted Scheduled Activity (UDA)	
	2018	2019
April	-190	-127
May	226	-127
June	448	683
July	957	1,703
August	1,172	1,841
September	1,172	2,631
October	1,935	2,900
November	1,935	2,900
December	3,254	3,936
January	3,962	
February	4,980	
March	5,514	
April	5,853	
May	5,853	
June	5,854	

QUALITY

	Quantity	Base Number	Contract	AT	Region	England
% of FP17s for the same patient ID Re-attending within 3 months - Children	45	377	11.9%	10.2%	12.3%	11.8%
% of FP17s for the same patient ID Re-attending within 3 months - Adults	194	1,663	11.7%	13.7%	15.8%	15.6%
% of FP17s for the same patient ID Re-attending between 3 & 9 months - Children	269	377	71.4%	61.5%	60.1%	58.8%
% of FP17s for the same patient ID Re-attending between 3 & 9 months - Adults	1,261	1,663	75.8%	55.3%	53.3%	51.0%
% of FP17s for Band 1 Urgent Courses	85	1,895	4.5%	7.9%	9.0%	9.0%
% of FP17s Relating to Free Repair or Replacements	22	1,895	1.2%	0.9%	1.0%	0.8%
% of FP17s Relating to Continuations	12	1,895	0.6%	0.9%	1.0%	0.9%
% of Patients satisfied with the dentistry they have received	2	2	N/A	91.5%	93.8%	93.2%
% of Patients satisfied with the time they had to wait for an appointment	2	2	N/A	86.9%	89.4%	88.3%

* This is based on patients treated on this contract for their most recent course of treatment. Figures in italics indicate the base number of FP17s or Patient Questionnaire responses are less than 100. N/A is shown where the base number of responses is less than 10 during the period. % is calculated as Quantity/Base number*100

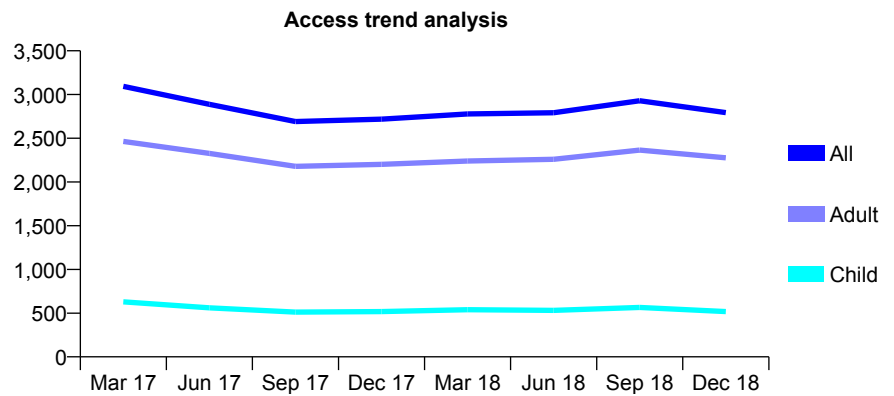
Q52 - Vital Signs At a Glance Contract Report for 776777/0001 - December 2018

Name or company name	MR HR LETUKA
Contract type name	PDS Contract
Purpose of contract	General
Contract start date	16/02/2008
Contract end date	15/02/2023

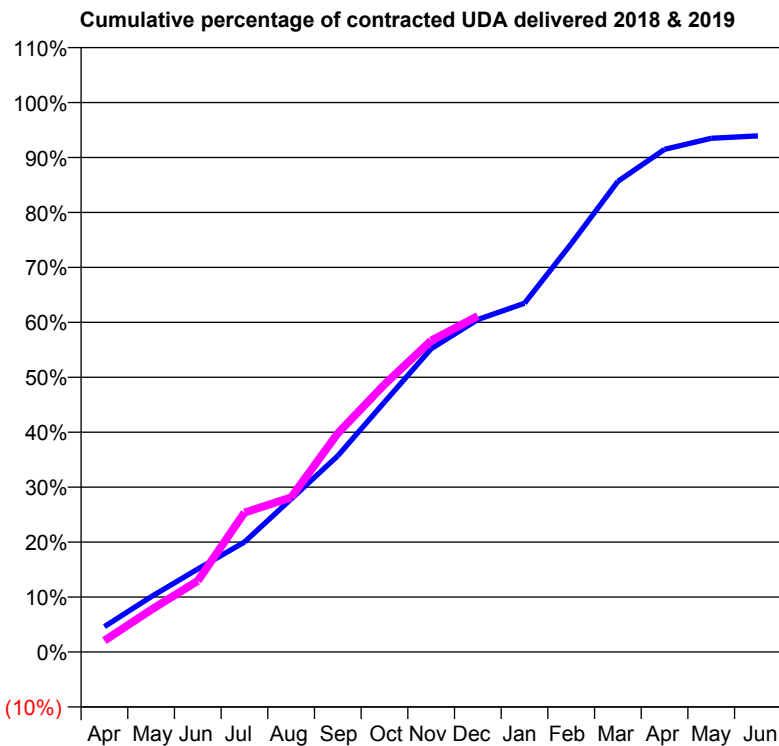
18/19 Contracted general activity (UDA)	9,700
Carry forward general activity (UDA)	0
18/19 Contracted orthodontic activity (UOA)	0
Carry forward orthodontic activity (UOA)	0
Baseline contract value	£309,031.06

ACCESS*

Patients seen in 24 months	Total	Change since previous quarter
Quarter ending December 2017	2,719	
Quarter ending March 2018	2,778	↑
Quarter ending June 2018	2,791	→
Quarter ending September 2018	2,929	↑
Quarter ending December 2018	2,793	↓
Variance since December 2017	2.7%	↑



ACTIVITY



Month	Adjusted Scheduled Activity (UDA)	
	2018	2019
April	448	202
May	976	745
June	1,466	1,256
July	1,941	2,460
August	2,701	2,730
September	3,464	3,862
October	4,412	4,722
November	5,353	5,497
December	5,869	5,932
January	6,157	
February	7,206	
March	8,308	
April	8,872	
May	9,068	
June	9,111	

QUALITY

	Quantity	Base Number	Contract	AT	Region	England
% of FP17s for the same patient ID Re-attending within 3 months - Children	49	614	8.0%	10.2%	12.3%	11.8%
% of FP17s for the same patient ID Re-attending within 3 months - Adults	345	2,433	14.2%	13.7%	15.8%	15.6%
% of FP17s for the same patient ID Re-attending between 3 & 9 months - Children	364	614	59.3%	61.5%	60.1%	58.8%
% of FP17s for the same patient ID Re-attending between 3 & 9 months - Adults	1,234	2,433	50.7%	55.3%	53.3%	51.0%
% of FP17s for Band 1 Urgent Courses	177	2,755	6.4%	7.9%	9.0%	9.0%
% of FP17s Relating to Free Repair or Replacements	0	2,755	0.0%	0.9%	1.0%	0.8%
% of FP17s Relating to Continuations	77	2,755	2.8%	0.9%	1.0%	0.9%
% of Patients satisfied with the dentistry they have received	1	1	N/A	91.5%	93.8%	93.2%
% of Patients satisfied with the time they had to wait for an appointment	1	1	N/A	86.9%	89.4%	88.3%

* This is based on patients treated on this contract for their most recent course of treatment. Figures in italics indicate the base number of FP17s or Patient Questionnaire responses are less than 100. N/A is shown where the base number of responses is less than 10 during the period. % is calculated as Quantity/Base number*100

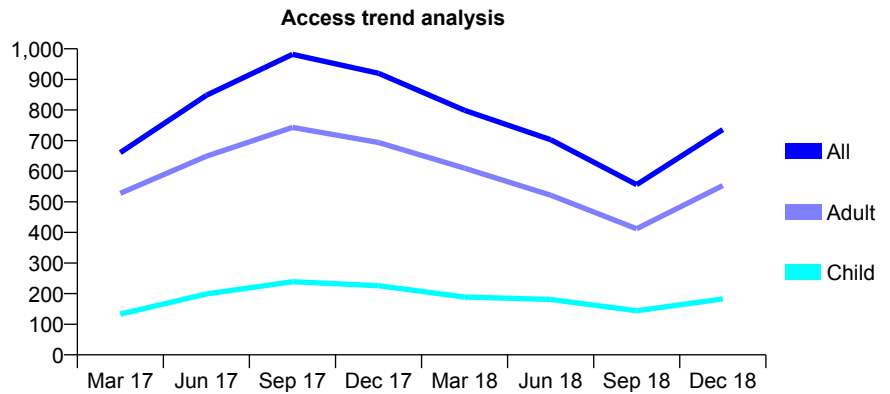
Q52 - Vital Signs At a Glance Contract Report for 776777/0002 - December 2018

Name or company name	MR HR LETUKA
Contract type name	PDS Contract
Purpose of contract	General
Contract start date	24/06/2008
Contract end date	23/06/2023

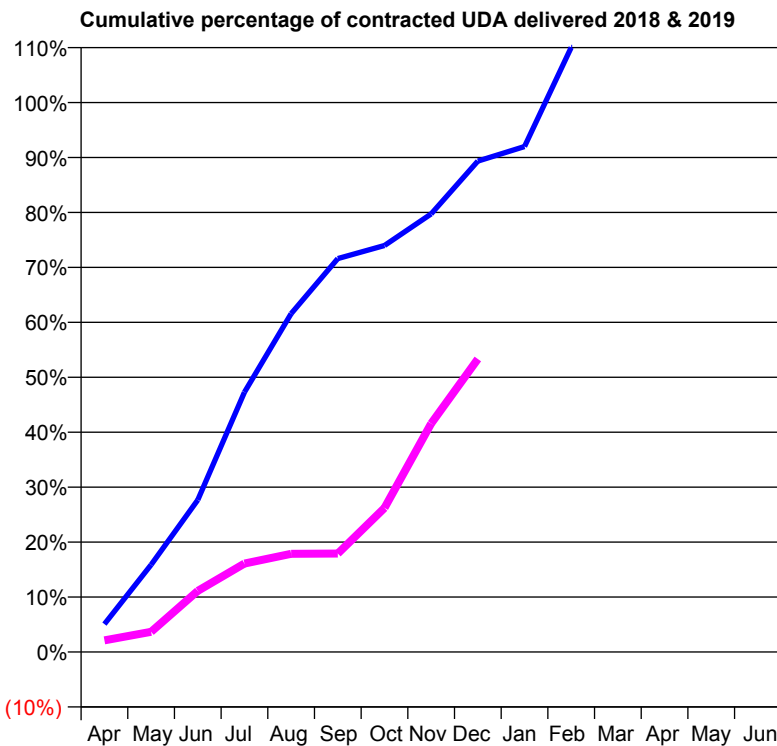
18/19 Contracted general activity (UDA)	2,300
Carry forward general activity (UDA)	-46
18/19 Contracted orthodontic activity (UOA)	0
Carry forward orthodontic activity (UOA)	0
Baseline contract value	£67,973.25

ACCESS*

Patients seen in 24 months	Total	Change since previous quarter
Quarter ending December 2017	920	
Quarter ending March 2018	799	↓
Quarter ending June 2018	703	↓
Quarter ending September 2018	556	↓
Quarter ending December 2018	736	↑
Variance since December 2017	(20.0%)	↓



ACTIVITY



Month	Adjusted Scheduled Activity (UDA)	
	2018	2019
April	117	49
May	365	85
June	637	256
July	1,087	371
August	1,416	411
September	1,647	412
October	1,702	603
November	1,834	956
December	2,055	1,227
January	2,116	
February	2,530	
March	2,565	
April	2,565	
May	2,577	
June	2,577	

QUALITY

	Quantity	Base Number	Contract	AT	Region	England
% of FP17s for the same patient ID Re-attending within 3 months - Children	1	147	0.7%	10.2%	12.3%	11.8%
% of FP17s for the same patient ID Re-attending within 3 months - Adults	17	409	4.2%	13.7%	15.8%	15.6%
% of FP17s for the same patient ID Re-attending between 3 & 9 months - Children	47	147	32.0%	61.5%	60.1%	58.8%
% of FP17s for the same patient ID Re-attending between 3 & 9 months - Adults	86	409	21.0%	55.3%	53.3%	51.0%
% of FP17s for Band 1 Urgent Courses	63	555	11.4%	7.9%	9.0%	9.0%
% of FP17s Relating to Free Repair or Replacements	0	555	0.0%	0.9%	1.0%	0.8%
% of FP17s Relating to Continuations	3	555	0.5%	0.9%	1.0%	0.9%
% of Patients satisfied with the dentistry they have received	0	0	N/A	91.5%	93.8%	93.2%
% of Patients satisfied with the time they had to wait for an appointment	0	0	N/A	86.9%	89.4%	88.3%

* This is based on patients treated on this contract for their most recent course of treatment. Figures in italics indicate the base number of FP17s or Patient Questionnaire responses are less than 100. N/A is shown where the base number of responses is less than 10 during the period. % is calculated as Quantity/Base number*100

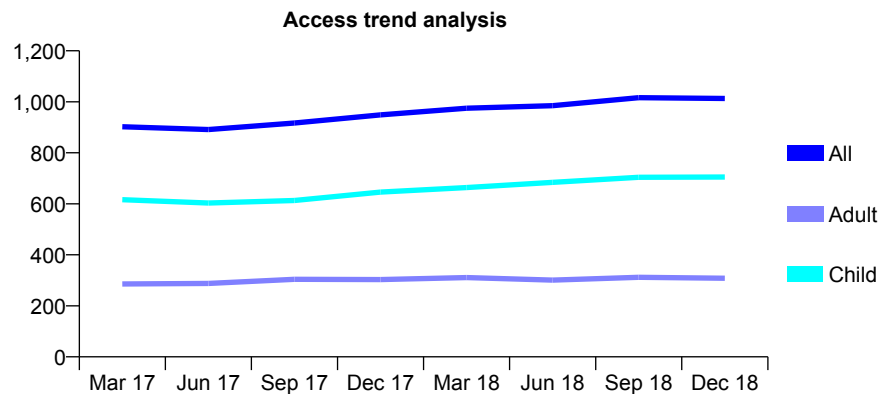
Q52 - Vital Signs At a Glance Contract Report for 782815/0001 - December 2018

Name or company name	MR OJ WAINWRIGHT
Contract type name	GDS Contract
Purpose of contract	General
Contract start date	01/02/2015
Contract end date	

18/19 Contracted general activity (UDA)	2,182
Carry forward general activity (UDA)	-5
18/19 Contracted orthodontic activity (UOA)	0
Carry forward orthodontic activity (UOA)	0
Baseline contract value	£48,121.22

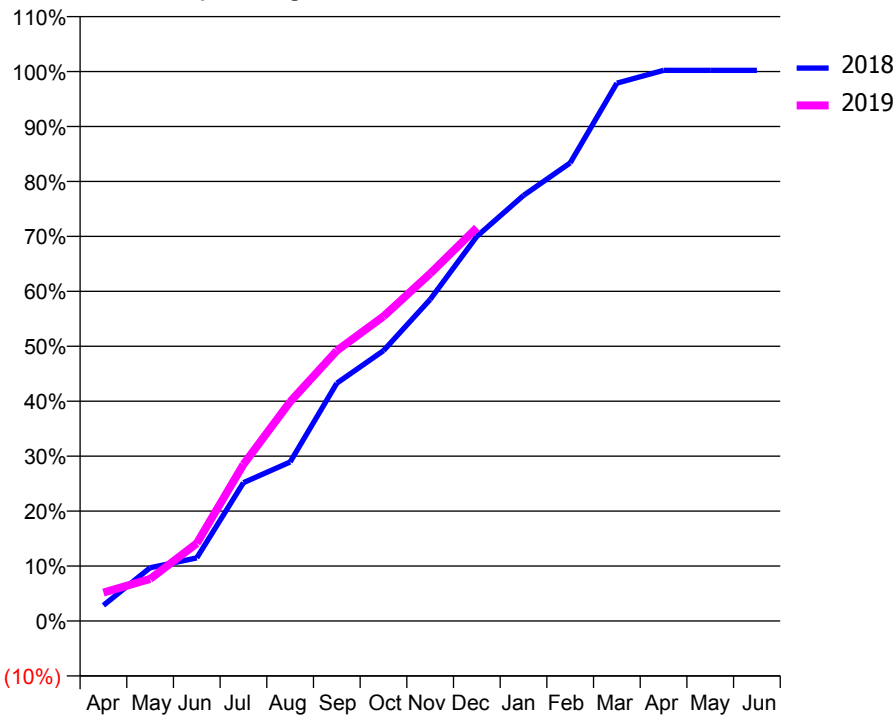
ACCESS*

Patients seen in 24 months	Total	Change since previous quarter
Quarter ending December 2017	949	
Quarter ending March 2018	975	↑
Quarter ending June 2018	985	→
Quarter ending September 2018	1,016	↑
Quarter ending December 2018	1,013	→
Variance since December 2017	6.7%	↑



ACTIVITY

Cumulative percentage of contracted UDA delivered 2018 & 2019



Month	Adjusted Scheduled Activity (UDA)	
	2018	2019
April	62	113
May	211	167
June	251	308
July	549	622
August	632	871
September	944	1,074
October	1,074	1,209
November	1,277	1,380
December	1,527	1,562
January	1,690	
February	1,819	
March	2,136	
April	2,187	
May	2,187	
June	2,187	

QUALITY

	Quantity	Base Number	Contract	AT	Region	England
% of FP17s for the same patient ID Re-attending within 3 months - Children	80	871	9.2%	10.2%	12.3%	11.8%
% of FP17s for the same patient ID Re-attending within 3 months - Adults	30	243	12.3%	13.7%	15.8%	15.6%
% of FP17s for the same patient ID Re-attending between 3 & 9 months - Children	559	871	64.2%	61.5%	60.1%	58.8%
% of FP17s for the same patient ID Re-attending between 3 & 9 months - Adults	164	243	67.5%	55.3%	53.3%	51.0%
% of FP17s for Band 1 Urgent Courses	20	1,073	1.9%	7.9%	9.0%	9.0%
% of FP17s Relating to Free Repair or Replacements	8	1,073	0.7%	0.9%	1.0%	0.8%
% of FP17s Relating to Continuations	0	1,073	0.0%	0.9%	1.0%	0.9%
% of Patients satisfied with the dentistry they have received	0	0	N/A	91.5%	93.8%	93.2%
% of Patients satisfied with the time they had to wait for an appointment	0	0	N/A	86.9%	89.4%	88.3%

* This is based on patients treated on this contract for their most recent course of treatment. Figures in italics indicate the base number of FP17s or Patient Questionnaire responses are less than 100. N/A is shown where the base number of responses is less than 10 during the period. % is calculated as Quantity/Base number*100

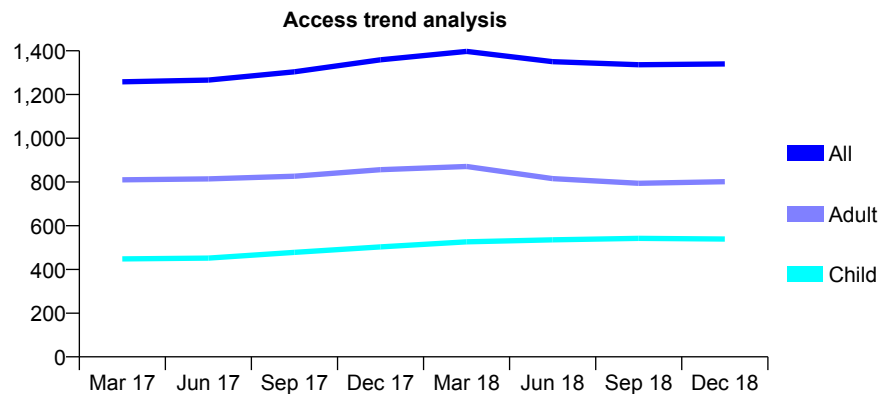
Q52 - Vital Signs At a Glance Contract Report for 793396/0001 - December 2018

Name or company name	MR JP SIWEK
Contract type name	GDS Contract
Purpose of contract	General
Contract start date	01/04/2006
Contract end date	

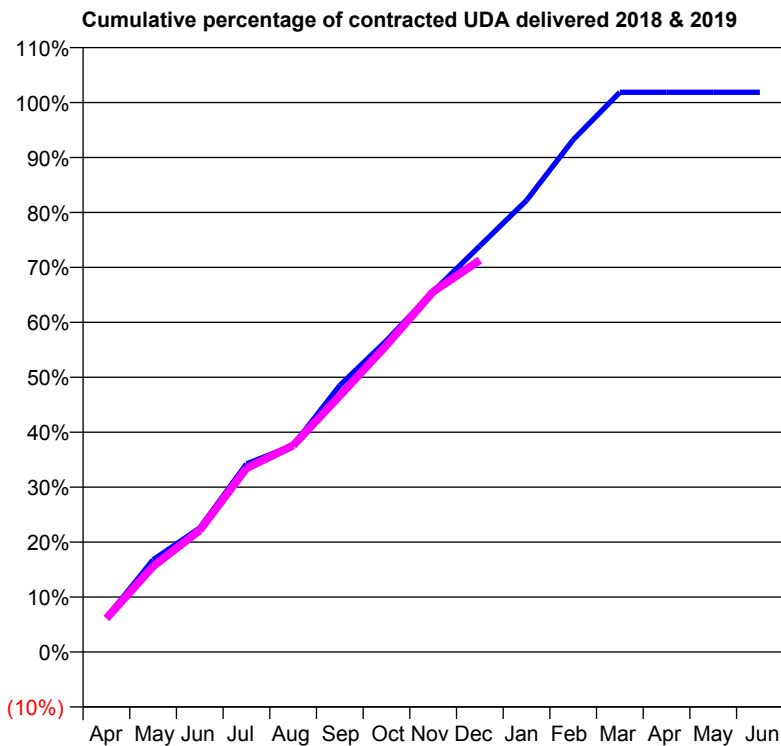
18/19 Contracted general activity (UDA)	3,533
Carry forward general activity (UDA)	-65
18/19 Contracted orthodontic activity (UOA)	0
Carry forward orthodontic activity (UOA)	0
Baseline contract value	£96,439.71

ACCESS*

Patients seen in 24 months	Total	Change since previous quarter
Quarter ending December 2017	1,359	
Quarter ending March 2018	1,397	↑
Quarter ending June 2018	1,350	↓
Quarter ending September 2018	1,336	↓
Quarter ending December 2018	1,340	→
Variance since December 2017	(1.4%)	↓



ACTIVITY



Month	Adjusted Scheduled Activity (UDA)	
	2018	2019
April	221	217
May	593	551
June	798	784
July	1,209	1,182
August	1,329	1,327
September	1,714	1,648
October	2,003	1,972
November	2,318	2,317
December	2,611	2,520
January	2,903	
February	3,293	
March	3,598	
April	3,598	
May	3,598	
June	3,598	

QUALITY

	Quantity	Base Number	Contract	AT	Region	England
% of FP17s for the same patient ID Re-attending within 3 months - Children	75	497	15.1%	10.2%	12.3%	11.8%
% of FP17s for the same patient ID Re-attending within 3 months - Adults	117	717	16.3%	13.7%	15.8%	15.6%
% of FP17s for the same patient ID Re-attending between 3 & 9 months - Children	230	497	46.3%	61.5%	60.1%	58.8%
% of FP17s for the same patient ID Re-attending between 3 & 9 months - Adults	395	717	55.1%	55.3%	53.3%	51.0%
% of FP17s for Band 1 Urgent Courses	18	1,214	1.5%	7.9%	9.0%	9.0%
% of FP17s Relating to Free Repair or Replacements	4	1,214	0.3%	0.9%	1.0%	0.8%
% of FP17s Relating to Continuations	4	1,214	0.3%	0.9%	1.0%	0.9%
% of Patients satisfied with the dentistry they have received	1	1	N/A	91.5%	93.8%	93.2%
% of Patients satisfied with the time they had to wait for an appointment	1	1	N/A	86.9%	89.4%	88.3%

* This is based on patients treated on this contract for their most recent course of treatment. Figures in italics indicate the base number of FP17s or Patient Questionnaire responses are less than 100. N/A is shown where the base number of responses is less than 10 during the period. % is calculated as Quantity/Base number*100

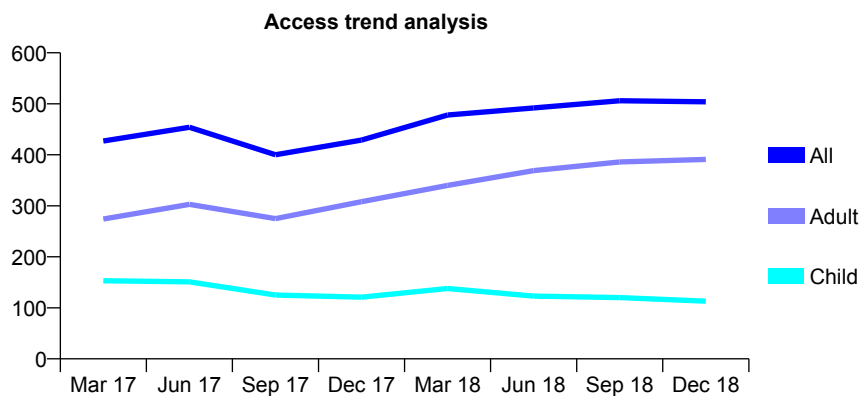
Q52 - Vital Signs At a Glance Contract Report for 800627/0002 - December 2018

Name or company name	Kaushal & Kaushal
Contract type name	GDS Contract
Purpose of contract	General
Contract start date	01/04/2006
Contract end date	

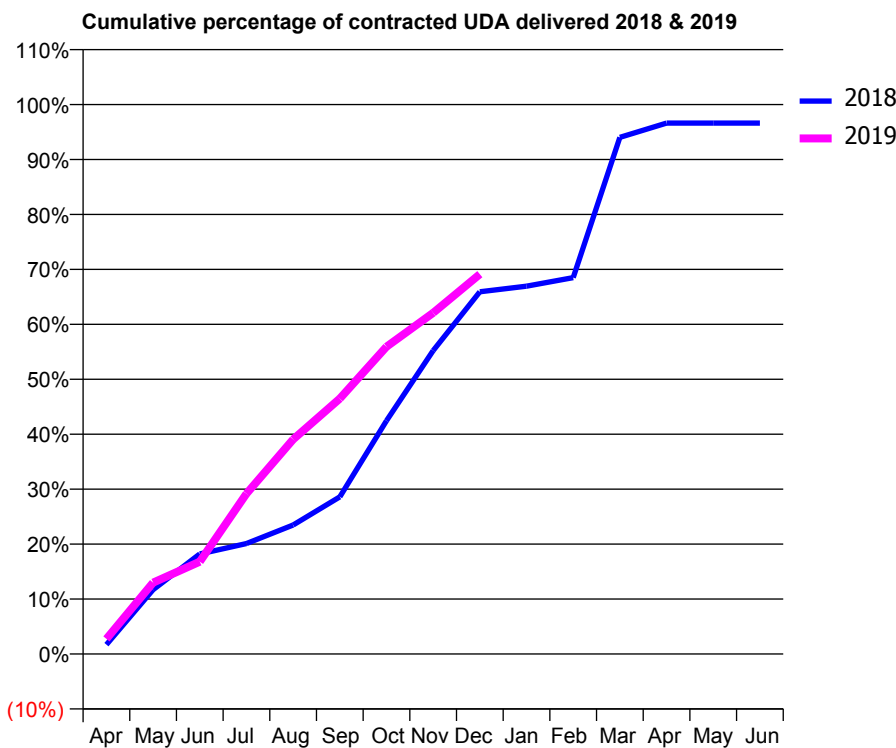
18/19 Contracted general activity (UDA)	1,478
Carry forward general activity (UDA)	50
18/19 Contracted orthodontic activity (UOA)	0
Carry forward orthodontic activity (UOA)	0
Baseline contract value	£33,809.21

ACCESS*

Patients seen in 24 months	Total	Change since previous quarter
Quarter ending December 2017	429	
Quarter ending March 2018	478	↑
Quarter ending June 2018	492	↑
Quarter ending September 2018	506	↑
Quarter ending December 2018	504	→
Variance since December 2017	17.5%	↑



ACTIVITY



Month	Adjusted Scheduled Activity (UDA)	
	2018	2019
April	25	41
May	173	192
June	269	248
July	297	431
August	347	577
September	423	687
October	627	826
November	816	918
December	974	1,022
January	989	
February	1,012	
March	1,390	
April	1,428	
May	1,428	
June	1,428	

QUALITY

	Quantity	Base Number	Contract	AT	Region	England
% of FP17s for the same patient ID Re-attending within 3 months - Children	7	95	7.4%	10.2%	12.3%	11.8%
% of FP17s for the same patient ID Re-attending within 3 months - Adults	51	428	11.9%	13.7%	15.8%	15.6%
% of FP17s for the same patient ID Re-attending between 3 & 9 months - Children	17	95	17.9%	61.5%	60.1%	58.8%
% of FP17s for the same patient ID Re-attending between 3 & 9 months - Adults	125	428	29.2%	55.3%	53.3%	51.0%
% of FP17s for Band 1 Urgent Courses	48	505	9.5%	7.9%	9.0%	9.0%
% of FP17s Relating to Free Repair or Replacements	7	505	1.4%	0.9%	1.0%	0.8%
% of FP17s Relating to Continuations	17	505	3.4%	0.9%	1.0%	0.9%
% of Patients satisfied with the dentistry they have received	0	0	N/A	91.5%	93.8%	93.2%
% of Patients satisfied with the time they had to wait for an appointment	0	0	N/A	86.9%	89.4%	88.3%

* This is based on patients treated on this contract for their most recent course of treatment. Figures in italics indicate the base number of FP17s or Patient Questionnaire responses are less than 100. N/A is shown where the base number of responses is less than 10 during the period. % is calculated as Quantity/Base number*100

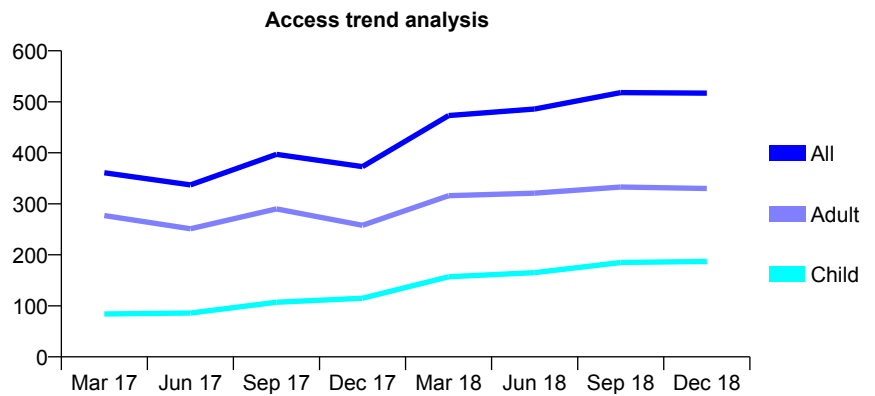
Q52 - Vital Signs At a Glance Contract Report for 800627/0003 - December 2018

Name or company name	Kaushal & Kaushal
Contract type name	GDS Contract
Purpose of contract	General
Contract start date	15/06/2010
Contract end date	

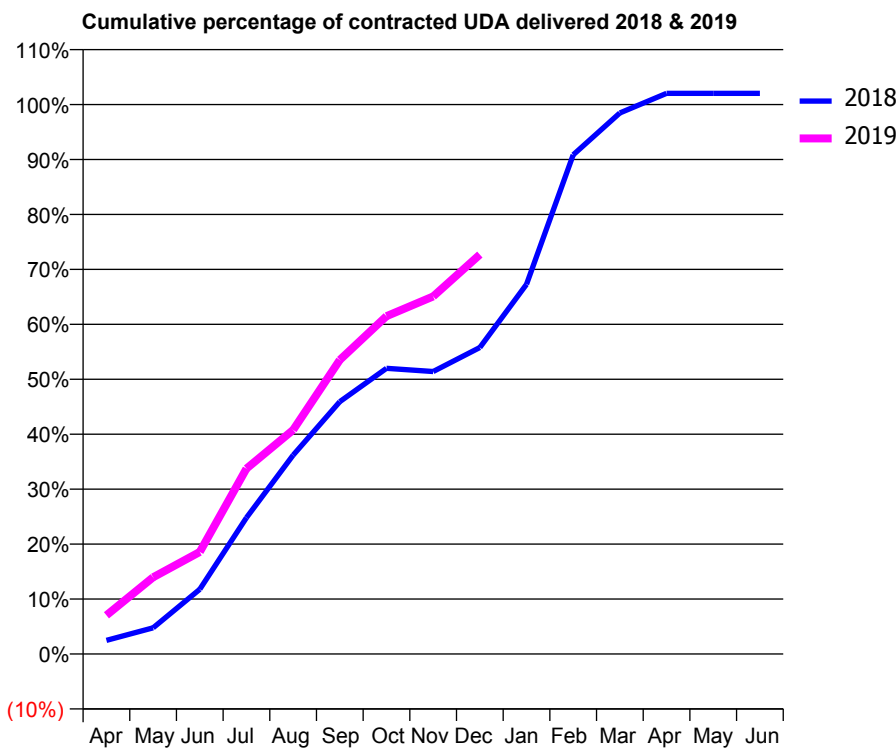
18/19 Contracted general activity (UDA)	1,369
Carry forward general activity (UDA)	-27
18/19 Contracted orthodontic activity (UOA)	0
Carry forward orthodontic activity (UOA)	0
Baseline contract value	£31,885.79

ACCESS*

Patients seen in 24 months	Total	Change since previous quarter
Quarter ending December 2017	373	
Quarter ending March 2018	473	↑
Quarter ending June 2018	486	↑
Quarter ending September 2018	518	↑
Quarter ending December 2018	517	→
Variance since December 2017	38.6%	↑



ACTIVITY



Month	Adjusted Scheduled Activity (UDA)	
	2018	2019
April	34	96
May	65	191
June	161	254
July	340	462
August	495	558
September	629	733
October	712	842
November	704	891
December	764	995
January	921	
February	1,244	
March	1,348	
April	1,397	
May	1,397	
June	1,397	

QUALITY

	Quantity	Base Number	Contract	AT	Region	England
% of FP17s for the same patient ID Re-attending within 3 months - Children	10	180	5.6%	10.2%	12.3%	11.8%
% of FP17s for the same patient ID Re-attending within 3 months - Adults	17	296	5.7%	13.7%	15.8%	15.6%
% of FP17s for the same patient ID Re-attending between 3 & 9 months - Children	53	180	29.4%	61.5%	60.1%	58.8%
% of FP17s for the same patient ID Re-attending between 3 & 9 months - Adults	65	296	22.0%	55.3%	53.3%	51.0%
% of FP17s for Band 1 Urgent Courses	20	460	4.3%	7.9%	9.0%	9.0%
% of FP17s Relating to Free Repair or Replacements	6	460	1.3%	0.9%	1.0%	0.8%
% of FP17s Relating to Continuations	5	460	1.1%	0.9%	1.0%	0.9%
% of Patients satisfied with the dentistry they have received	1	1	N/A	91.5%	93.8%	93.2%
% of Patients satisfied with the time they had to wait for an appointment	1	1	N/A	86.9%	89.4%	88.3%

* This is based on patients treated on this contract for their most recent course of treatment. Figures in italics indicate the base number of FP17s or Patient Questionnaire responses are less than 100. N/A is shown where the base number of responses is less than 10 during the period. % is calculated as Quantity/Base number*100

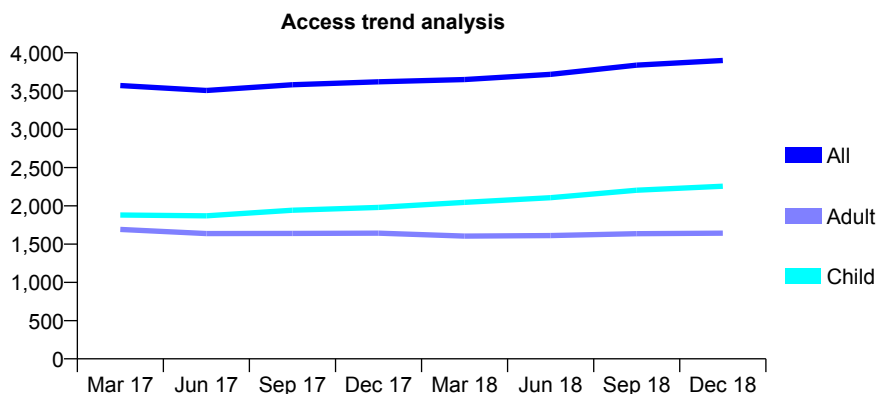
Q52 - Vital Signs At a Glance Contract Report for 811246/0001 - December 2018

Name or company name	MR CJ FINNERTY
Contract type name	PDS Contract
Purpose of contract	General
Contract start date	01/04/2006
Contract end date	31/03/2021

18/19 Contracted general activity (UDA)	11,197
Carry forward general activity (UDA)	0
18/19 Contracted orthodontic activity (UOA)	0
Carry forward orthodontic activity (UOA)	0
Baseline contract value	£336,975.05

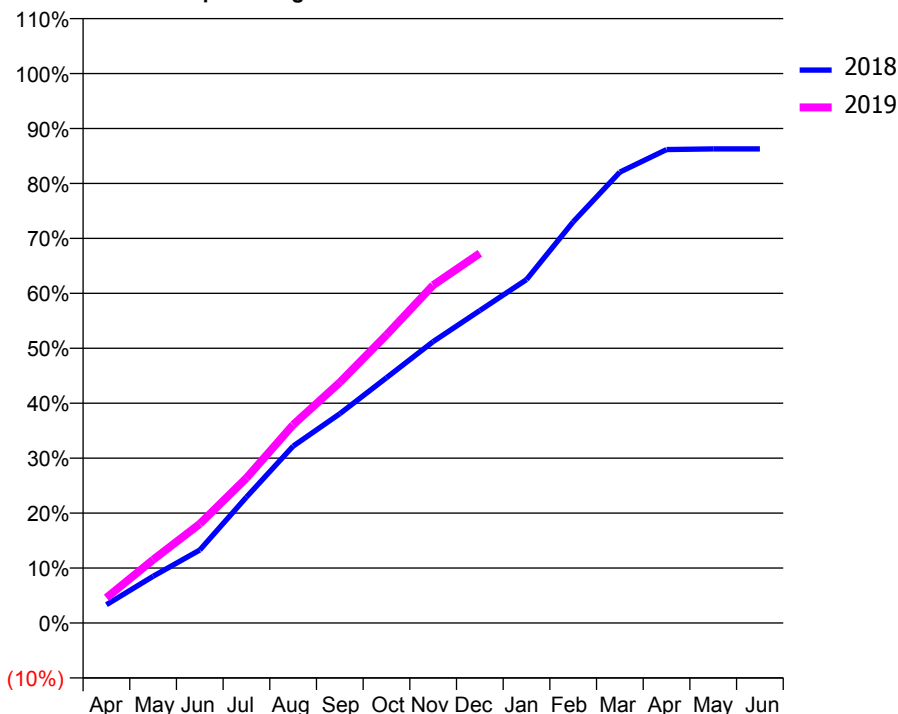
ACCESS*

Patients seen in 24 months	Total	Change since previous quarter
Quarter ending December 2017	3,621	
Quarter ending March 2018	3,650	→
Quarter ending June 2018	3,719	→
Quarter ending September 2018	3,839	↑
Quarter ending December 2018	3,899	→
Variance since December 2017	7.7%	↑



ACTIVITY

Cumulative percentage of contracted UDA delivered 2018 & 2019



Month	Adjusted Scheduled Activity (UDA)	
	2018	2019
April	373	515
May	953	1,289
June	1,489	2,019
July	2,566	2,954
August	3,603	4,038
September	4,264	4,903
October	4,999	5,870
November	5,735	6,883
December	6,368	7,533
January	6,997	
February	8,174	
March	9,189	
April	9,648	
May	9,662	
June	9,661	

QUALITY

	Quantity	Base Number	Contract	AT	Region	England
% of FP17s for the same patient ID Re-attending within 3 months - Children	200	2,658	7.5%	10.2%	12.3%	11.8%
% of FP17s for the same patient ID Re-attending within 3 months - Adults	257	1,481	17.4%	13.7%	15.8%	15.6%
% of FP17s for the same patient ID Re-attending between 3 & 9 months - Children	1,673	2,658	62.9%	61.5%	60.1%	58.8%
% of FP17s for the same patient ID Re-attending between 3 & 9 months - Adults	761	1,481	51.4%	55.3%	53.3%	51.0%
% of FP17s for Band 1 Urgent Courses	295	3,945	7.5%	7.9%	9.0%	9.0%
% of FP17s Relating to Free Repair or Replacements	3	3,945	0.1%	0.9%	1.0%	0.8%
% of FP17s Relating to Continuations	0	3,945	0.0%	0.9%	1.0%	0.9%
% of Patients satisfied with the dentistry they have received	1	1	N/A	91.5%	93.8%	93.2%
% of Patients satisfied with the time they had to wait for an appointment	1	1	N/A	86.9%	89.4%	88.3%

* This is based on patients treated on this contract for their most recent course of treatment. Figures in italics indicate the base number of FP17s or Patient Questionnaire responses are less than 100. N/A is shown where the base number of responses is less than 10 during the period. % is calculated as Quantity/Base number*100

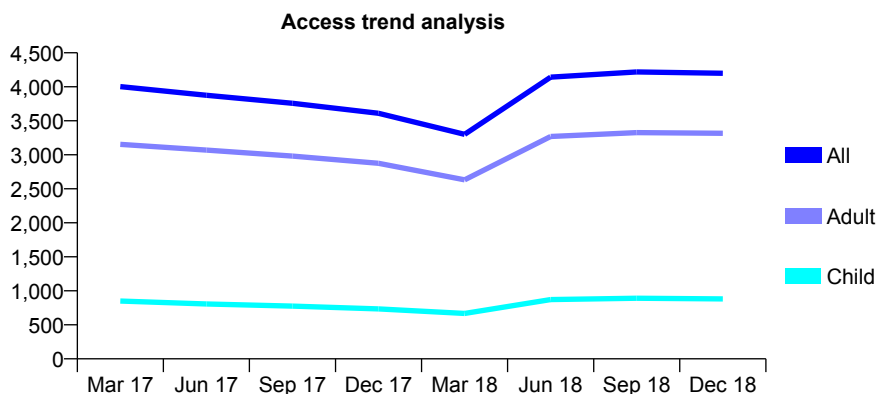
Q52 - Vital Signs At a Glance Contract Report for 811459/0001 - December 2018

Name or company name	MR MA SILVESTER
Contract type name	GDS Contract
Purpose of contract	General and Orthodontic
Contract start date	01/04/2006
Contract end date	

18/19 Contracted general activity (UDA)	9,000
Carry forward general activity (UDA)	0
18/19 Contracted orthodontic activity (UOA)	250
Carry forward orthodontic activity (UOA)	-5
Baseline contract value	£296,981.93

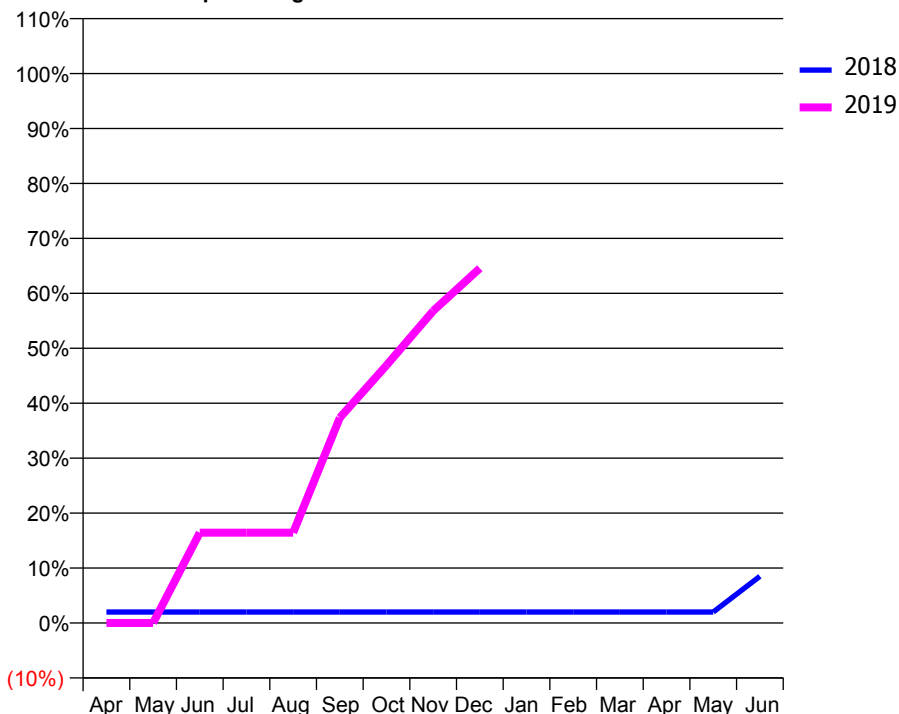
ACCESS*

Patients seen in 24 months	Total	Change since previous quarter
Quarter ending December 2017	3,610	
Quarter ending March 2018	3,300	↓
Quarter ending June 2018	4,142	↑
Quarter ending September 2018	4,218	→
Quarter ending December 2018	4,199	→
Variance since December 2017	16.3%	↑



ACTIVITY

Cumulative percentage of contracted UDA delivered 2018 & 2019



Adjusted Scheduled Activity (UDA)		
Month	2018	2019
April	180	0
May	180	0
June	180	1,479
July	180	1,479
August	180	1,479
September	180	3,362
October	180	4,220
November	180	5,111
December	180	5,811
January	180	
February	180	
March	180	
April	180	
May	180	
June	766	

QUALITY

	Quantity	Base Number	Contract	AT	Region	England
% of FP17s for the same patient ID Re-attending within 3 months - Children	78	1,622	4.8%	10.2%	12.3%	11.8%
% of FP17s for the same patient ID Re-attending within 3 months - Adults	567	6,430	8.8%	13.7%	15.8%	15.6%
% of FP17s for the same patient ID Re-attending between 3 & 9 months - Children	361	1,622	22.3%	61.5%	60.1%	58.8%
% of FP17s for the same patient ID Re-attending between 3 & 9 months - Adults	1,971	6,430	30.7%	55.3%	53.3%	51.0%
% of FP17s for Band 1 Urgent Courses	206	3,305	6.2%	7.9%	9.0%	9.0%
% of FP17s Relating to Free Repair or Replacements	36	3,305	1.1%	0.9%	1.0%	0.8%
% of FP17s Relating to Continuations	4	3,305	0.1%	0.9%	1.0%	0.9%
% of Patients satisfied with the dentistry they have received	0	0	N/A	91.5%	93.8%	93.2%
% of Patients satisfied with the time they had to wait for an appointment	0	0	N/A	86.9%	89.4%	88.3%

* This is based on patients treated on this contract for their most recent course of treatment. Figures in italics indicate the base number of FP17s or Patient Questionnaire responses are less than 100. N/A is shown where the base number of responses is less than 10 during the period. % is calculated as Quantity/Base number*100

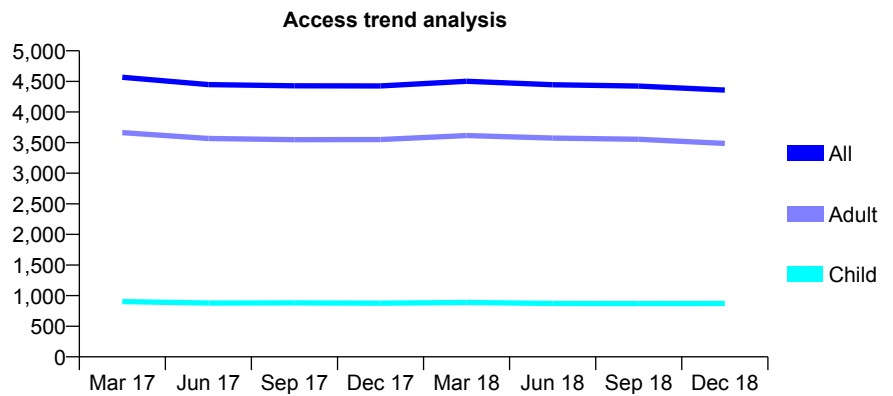
Q52 - Vital Signs At a Glance Contract Report for 812080/0001 - December 2018

Name or company name	MR PA BENNETT
Contract type name	GDS Contract
Purpose of contract	General
Contract start date	01/04/2006
Contract end date	

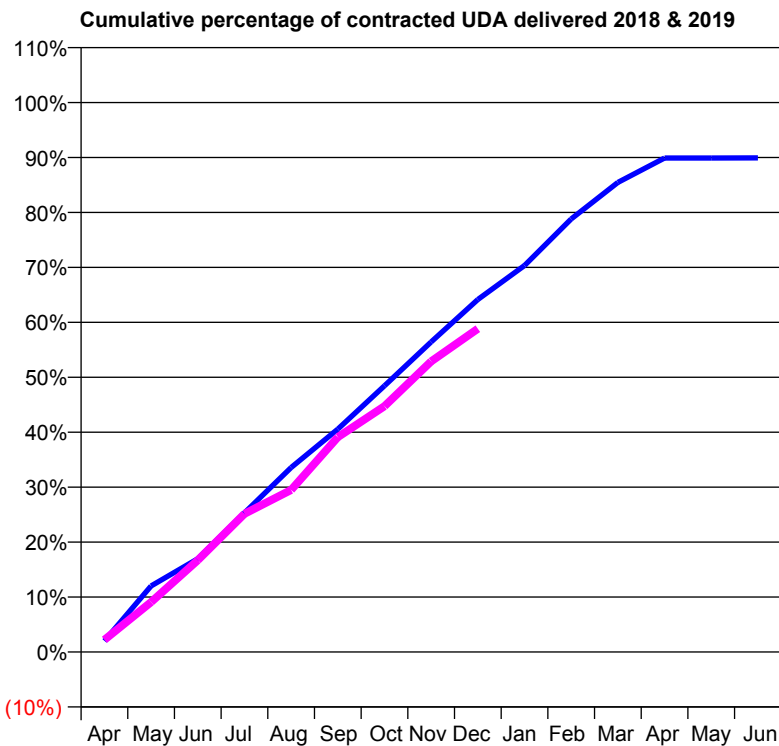
18/19 Contracted general activity (UDA)	17,017
Carry forward general activity (UDA)	0
18/19 Contracted orthodontic activity (UOA)	0
Carry forward orthodontic activity (UOA)	0
Baseline contract value	£353,312.26

ACCESS*

Patients seen in 24 months	Total	Change since previous quarter
Quarter ending December 2017	4,427	
Quarter ending March 2018	4,503	→
Quarter ending June 2018	4,446	↓
Quarter ending September 2018	4,424	→
Quarter ending December 2018	4,358	↓
Variance since December 2017	(1.6%)	↓



ACTIVITY



Month	Adjusted Scheduled Activity (UDA)	
	2018	2019
April	346	376
May	2,045	1,546
June	2,887	2,843
July	4,311	4,280
August	5,715	5,021
September	6,903	6,655
October	8,246	7,613
November	9,605	8,999
December	10,918	10,011
January	11,970	
February	13,411	
March	14,544	
April	15,296	
May	15,298	
June	15,300	

QUALITY

	Quantity	Base Number	Contract	AT	Region	England
% of FP17s for the same patient ID Re-attending within 3 months - Children	94	1,067	8.8%	10.2%	12.3%	11.8%
% of FP17s for the same patient ID Re-attending within 3 months - Adults	438	4,222	10.4%	13.7%	15.8%	15.6%
% of FP17s for the same patient ID Re-attending between 3 & 9 months - Children	738	1,067	69.2%	61.5%	60.1%	58.8%
% of FP17s for the same patient ID Re-attending between 3 & 9 months - Adults	3,151	4,222	74.6%	55.3%	53.3%	51.0%
% of FP17s for Band 1 Urgent Courses	48	4,947	1.0%	7.9%	9.0%	9.0%
% of FP17s Relating to Free Repair or Replacements	40	4,947	0.8%	0.9%	1.0%	0.8%
% of FP17s Relating to Continuations	44	4,947	0.9%	0.9%	1.0%	0.9%
% of Patients satisfied with the dentistry they have received	3	3	N/A	91.5%	93.8%	93.2%
% of Patients satisfied with the time they had to wait for an appointment	3	3	N/A	86.9%	89.4%	88.3%

* This is based on patients treated on this contract for their most recent course of treatment. Figures in italics indicate the base number of FP17s or Patient Questionnaire responses are less than 100. N/A is shown where the base number of responses is less than 10 during the period. % is calculated as Quantity/Base number*100

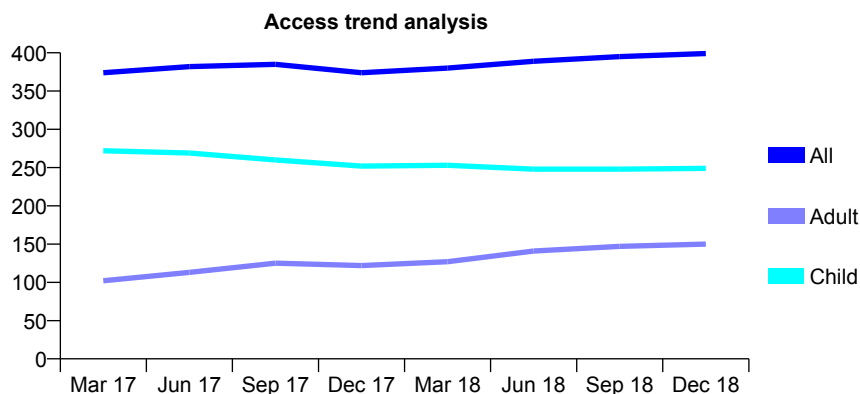
Q52 - Vital Signs At a Glance Contract Report for 812315/0001 - December 2018

Name or company name	MR PS JEAVONS
Contract type name	GDS Contract
Purpose of contract	General
Contract start date	01/04/2006
Contract end date	

18/19 Contracted general activity (UDA)	960
Carry forward general activity (UDA)	0
18/19 Contracted orthodontic activity (UOA)	0
Carry forward orthodontic activity (UOA)	0
Baseline contract value	£24,057.37

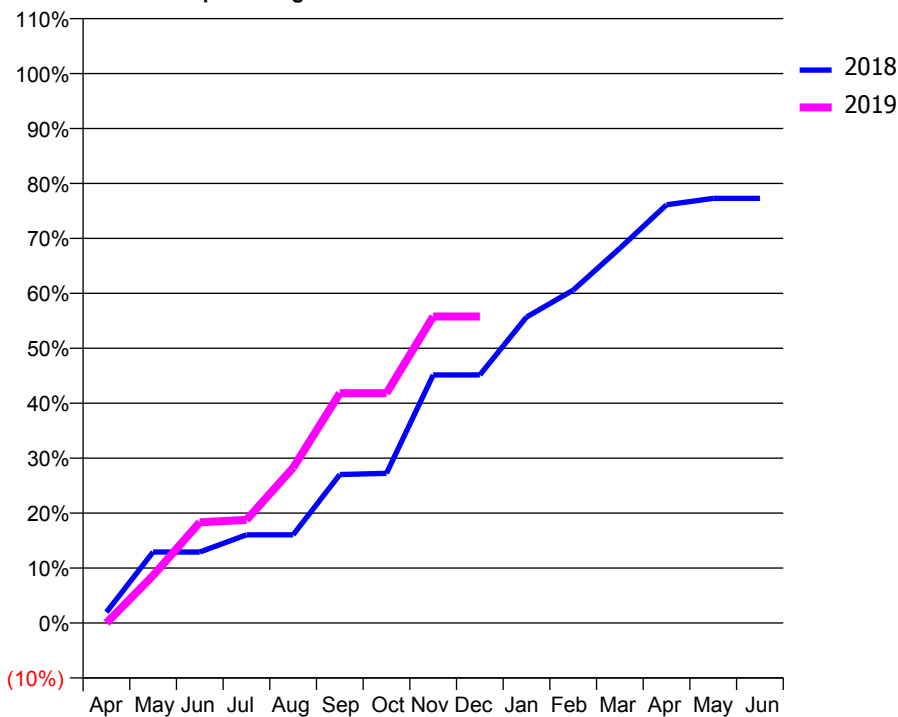
ACCESS*

Patients seen in 24 months	Total	Change since previous quarter
Quarter ending December 2017	374	
Quarter ending March 2018	380	→
Quarter ending June 2018	389	↑
Quarter ending September 2018	395	→
Quarter ending December 2018	399	→
Variance since December 2017	6.7%	↑



ACTIVITY

Cumulative percentage of contracted UDA delivered 2018 & 2019



Month	Adjusted Scheduled Activity (UDA)	
	2018	2019
April	19	0
May	124	83
June	124	176
July	154	180
August	154	271
September	259	401
October	261	401
November	433	535
December	433	535
January	535	
February	582	
March	655	
April	731	
May	742	
June	742	

QUALITY

	Quantity	Base Number	Contract	AT	Region	England
% of FP17s for the same patient ID Re-attending within 3 months - Children	20	261	7.7%	10.2%	12.3%	11.8%
% of FP17s for the same patient ID Re-attending within 3 months - Adults	14	76	18.4%	13.7%	15.8%	15.6%
% of FP17s for the same patient ID Re-attending between 3 & 9 months - Children	157	261	60.2%	61.5%	60.1%	58.8%
% of FP17s for the same patient ID Re-attending between 3 & 9 months - Adults	8	76	10.5%	55.3%	53.3%	51.0%
% of FP17s for Band 1 Urgent Courses	1	288	0.3%	7.9%	9.0%	9.0%
% of FP17s Relating to Free Repair or Replacements	0	288	0.0%	0.9%	1.0%	0.8%
% of FP17s Relating to Continuations	1	288	0.3%	0.9%	1.0%	0.9%
% of Patients satisfied with the dentistry they have received	0	0	N/A	91.5%	93.8%	93.2%
% of Patients satisfied with the time they had to wait for an appointment	0	0	N/A	86.9%	89.4%	88.3%

* This is based on patients treated on this contract for their most recent course of treatment. Figures in italics indicate the base number of FP17s or Patient Questionnaire responses are less than 100. N/A is shown where the base number of responses is less than 10 during the period. % is calculated as Quantity/Base number*100

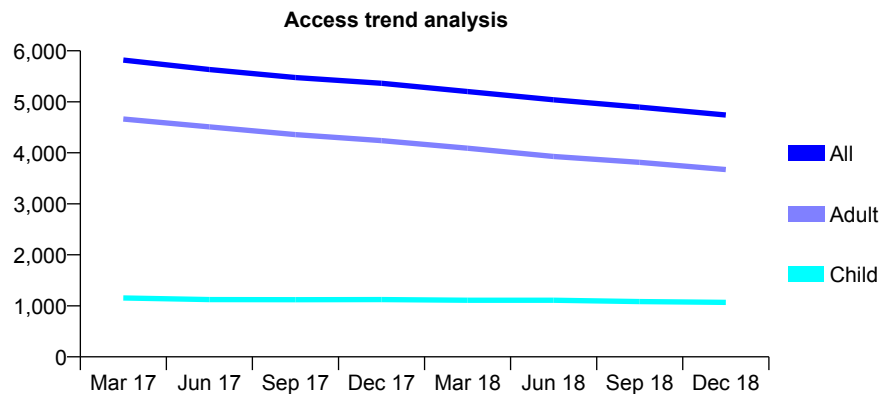
Q52 - Vital Signs At a Glance Contract Report for 815888/0001 - December 2018

Name or company name	Mr M Patel
Contract type name	GDS Contract
Purpose of contract	General
Contract start date	01/04/2006
Contract end date	

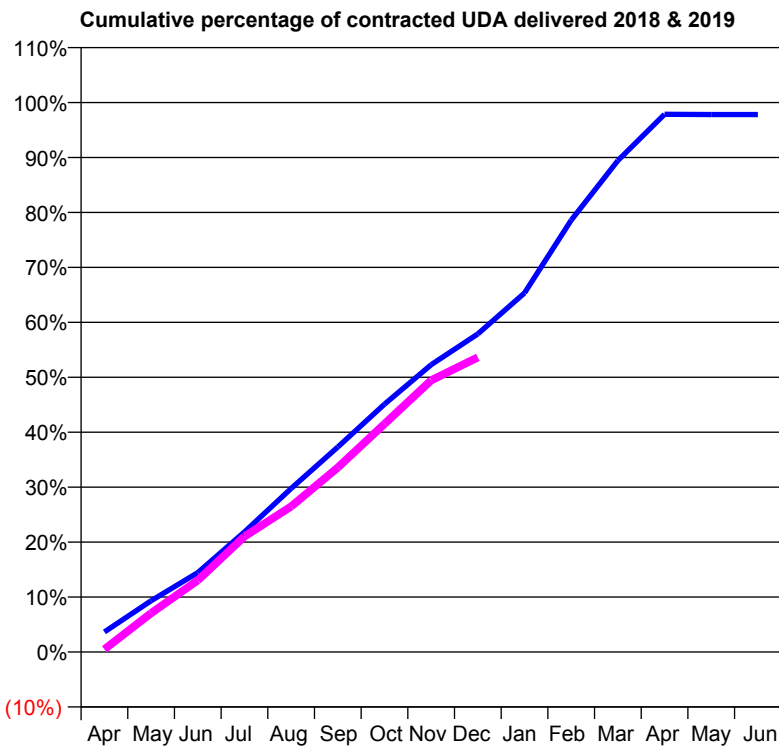
18/19 Contracted general activity (UDA)	18,561
Carry forward general activity (UDA)	406
18/19 Contracted orthodontic activity (UOA)	0
Carry forward orthodontic activity (UOA)	0
Baseline contract value	£449,935.20

ACCESS*

Patients seen in 24 months	Total	Change since previous quarter
Quarter ending December 2017	5,364	
Quarter ending March 2018	5,200	↓
Quarter ending June 2018	5,040	↓
Quarter ending September 2018	4,895	↓
Quarter ending December 2018	4,740	↓
Variance since December 2017	(11.6%)	↓



ACTIVITY



Month	Adjusted Scheduled Activity (UDA)	
	2018	2019
April	680	92
May	1,731	1,313
June	2,680	2,422
July	4,056	3,902
August	5,524	4,918
September	6,925	6,232
October	8,370	7,703
November	9,703	9,178
December	10,746	9,954
January	12,127	
February	14,587	
March	16,598	
April	18,164	
May	18,154	
June	18,155	

QUALITY

	Quantity	Base Number	Contract	AT	Region	England
% of FP17s for the same patient ID Re-attending within 3 months - Children	135	1,312	10.3%	10.2%	12.3%	11.8%
% of FP17s for the same patient ID Re-attending within 3 months - Adults	490	4,007	12.2%	13.7%	15.8%	15.6%
% of FP17s for the same patient ID Re-attending between 3 & 9 months - Children	823	1,312	62.7%	61.5%	60.1%	58.8%
% of FP17s for the same patient ID Re-attending between 3 & 9 months - Adults	2,307	4,007	57.6%	55.3%	53.3%	51.0%
% of FP17s for Band 1 Urgent Courses	232	4,974	4.7%	7.9%	9.0%	9.0%
% of FP17s Relating to Free Repair or Replacements	52	4,974	1.0%	0.9%	1.0%	0.8%
% of FP17s Relating to Continuations	45	4,974	0.9%	0.9%	1.0%	0.9%
% of Patients satisfied with the dentistry they have received	1	1	N/A	91.5%	93.8%	93.2%
% of Patients satisfied with the time they had to wait for an appointment	1	1	N/A	86.9%	89.4%	88.3%

* This is based on patients treated on this contract for their most recent course of treatment. Figures in italics indicate the base number of FP17s or Patient Questionnaire responses are less than 100. N/A is shown where the base number of responses is less than 10 during the period. % is calculated as Quantity/Base number*100

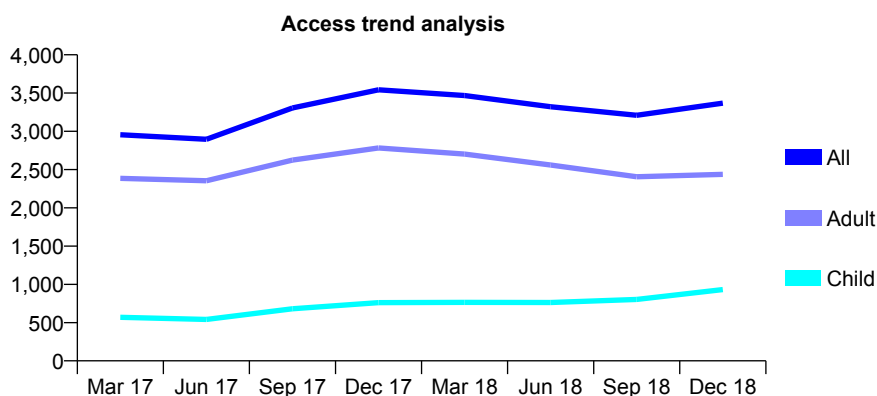
Q52 - Vital Signs At a Glance Contract Report for 822019/0001 - December 2018

Name or company name	Dr Amjid Siddique
Contract type name	GDS Contract
Purpose of contract	General
Contract start date	01/04/2006
Contract end date	

18/19 Contracted general activity (UDA)	8,918
Carry forward general activity (UDA)	-11
18/19 Contracted orthodontic activity (UOA)	0
Carry forward orthodontic activity (UOA)	0
Baseline contract value	£246,834.09

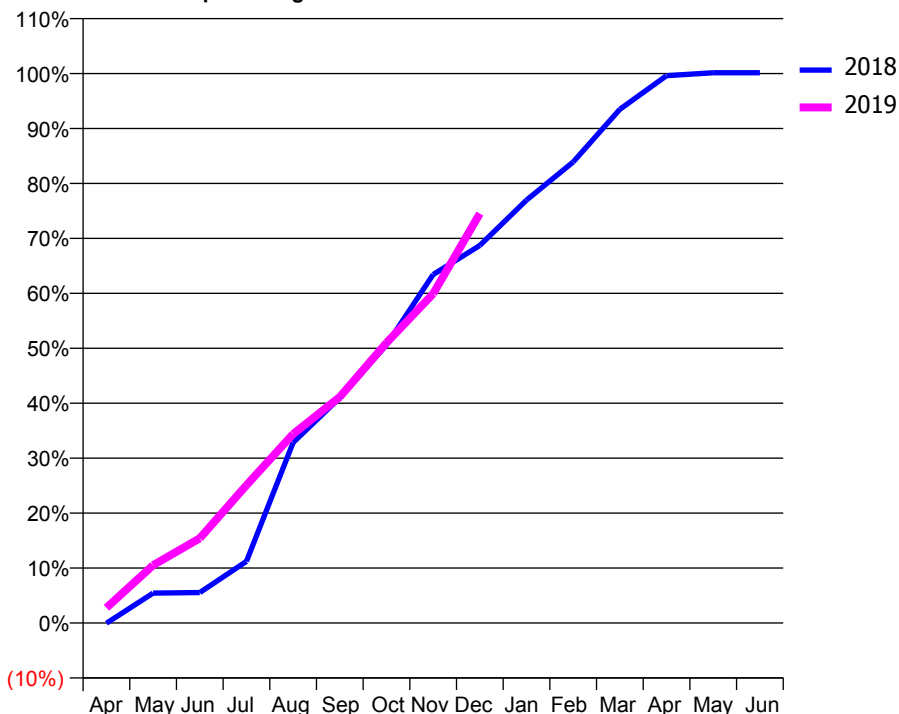
ACCESS*

Patients seen in 24 months	Total	Change since previous quarter
Quarter ending December 2017	3,543	
Quarter ending March 2018	3,467	↓
Quarter ending June 2018	3,321	↓
Quarter ending September 2018	3,209	↓
Quarter ending December 2018	3,368	↑
Variance since December 2017	(4.9%)	↓



ACTIVITY

Cumulative percentage of contracted UDA delivered 2018 & 2019



Month	Adjusted Scheduled Activity (UDA)	
	2018	2019
April	-6	248
May	487	938
June	494	1,375
July	1,000	2,237
August	2,928	3,068
September	3,657	3,669
October	4,513	4,549
November	5,657	5,344
December	6,129	6,644
January	6,865	
February	7,482	
March	8,336	
April	8,883	
May	8,929	
June	8,929	

QUALITY

	Quantity	Base Number	Contract	AT	Region	England
% of FP17s for the same patient ID Re-attending within 3 months - Children	82	1,159	7.1%	10.2%	12.3%	11.8%
% of FP17s for the same patient ID Re-attending within 3 months - Adults	244	1,671	14.6%	13.7%	15.8%	15.6%
% of FP17s for the same patient ID Re-attending between 3 & 9 months - Children	682	1,159	58.8%	61.5%	60.1%	58.8%
% of FP17s for the same patient ID Re-attending between 3 & 9 months - Adults	582	1,671	34.8%	55.3%	53.3%	51.0%
% of FP17s for Band 1 Urgent Courses	101	2,577	3.9%	7.9%	9.0%	9.0%
% of FP17s Relating to Free Repair or Replacements	31	2,577	1.2%	0.9%	1.0%	0.8%
% of FP17s Relating to Continuations	71	2,577	2.8%	0.9%	1.0%	0.9%
% of Patients satisfied with the dentistry they have received	0	0	N/A	91.5%	93.8%	93.2%
% of Patients satisfied with the time they had to wait for an appointment	0	0	N/A	86.9%	89.4%	88.3%

* This is based on patients treated on this contract for their most recent course of treatment. Figures in italics indicate the base number of FP17s or Patient Questionnaire responses are less than 100. N/A is shown where the base number of responses is less than 10 during the period. % is calculated as Quantity/Base number*100

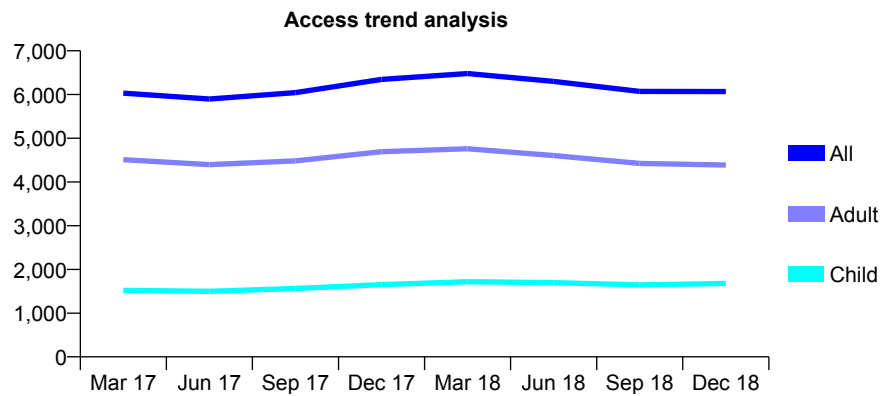
Q52 - Vital Signs At a Glance Contract Report for 827835/0001 - December 2018

Name or company name	Dental Practice Hunslet
Contract type name	GDS Contract
Purpose of contract	General
Contract start date	01/04/2006
Contract end date	

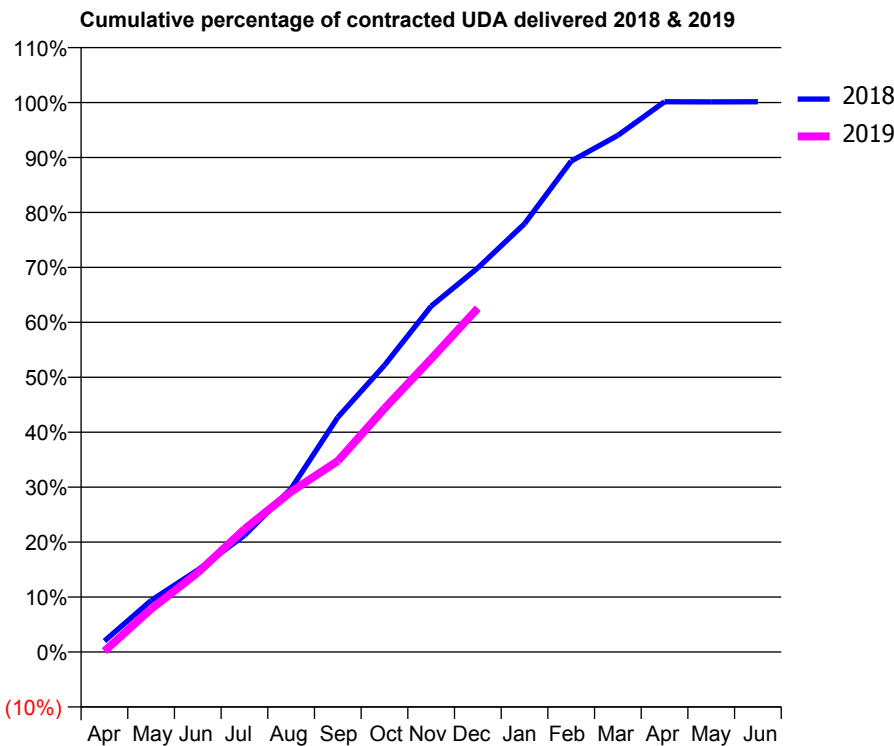
18/19 Contracted general activity (UDA)	17,107
Carry forward general activity (UDA)	-25
18/19 Contracted orthodontic activity (UOA)	0
Carry forward orthodontic activity (UOA)	0
Baseline contract value	£456,019.93

ACCESS*

Patients seen in 24 months	Total	Change since previous quarter
Quarter ending December 2017	6,345	
Quarter ending March 2018	6,479	↑
Quarter ending June 2018	6,299	↓
Quarter ending September 2018	6,071	↓
Quarter ending December 2018	6,067	→
Variance since December 2017	(4.4%)	↓



ACTIVITY



Month	Adjusted Scheduled Activity (UDA)	
	2018	2019
April	343	25
May	1,603	1,340
June	2,554	2,472
July	3,630	3,824
August	5,087	4,992
September	7,308	5,949
October	8,925	7,583
November	10,765	9,128
December	11,957	10,704
January	13,331	
February	15,284	
March	16,085	
April	17,131	
May	17,125	
June	17,132	

QUALITY

	Quantity	Base Number	Contract	AT	Region	England
% of FP17s for the same patient ID Re-attending within 3 months - Children	141	1,485	9.5%	10.2%	12.3%	11.8%
% of FP17s for the same patient ID Re-attending within 3 months - Adults	596	4,252	14.0%	13.7%	15.8%	15.6%
% of FP17s for the same patient ID Re-attending between 3 & 9 months - Children	712	1,485	47.9%	61.5%	60.1%	58.8%
% of FP17s for the same patient ID Re-attending between 3 & 9 months - Adults	2,115	4,252	49.7%	55.3%	53.3%	51.0%
% of FP17s for Band 1 Urgent Courses	706	5,261	13.4%	7.9%	9.0%	9.0%
% of FP17s Relating to Free Repair or Replacements	63	5,261	1.2%	0.9%	1.0%	0.8%
% of FP17s Relating to Continuations	2	5,261	0.0%	0.9%	1.0%	0.9%
% of Patients satisfied with the dentistry they have received	0	0	N/A	91.5%	93.8%	93.2%
% of Patients satisfied with the time they had to wait for an appointment	0	0	N/A	86.9%	89.4%	88.3%

* This is based on patients treated on this contract for their most recent course of treatment. Figures in italics indicate the base number of FP17s or Patient Questionnaire responses are less than 100. N/A is shown where the base number of responses is less than 10 during the period. % is calculated as Quantity/Base number*100

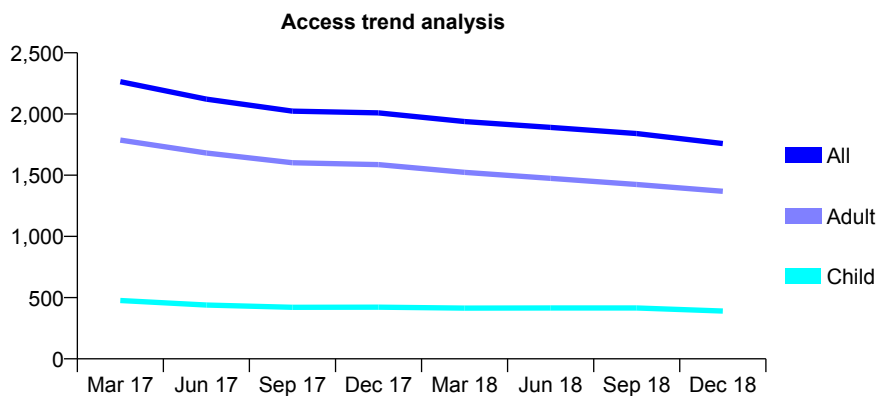
Q52 - Vital Signs At a Glance Contract Report for 827835/0002 - December 2018

Name or company name	Dental Practice Hunslet
Contract type name	GDS Contract
Purpose of contract	General
Contract start date	08/06/2010
Contract end date	

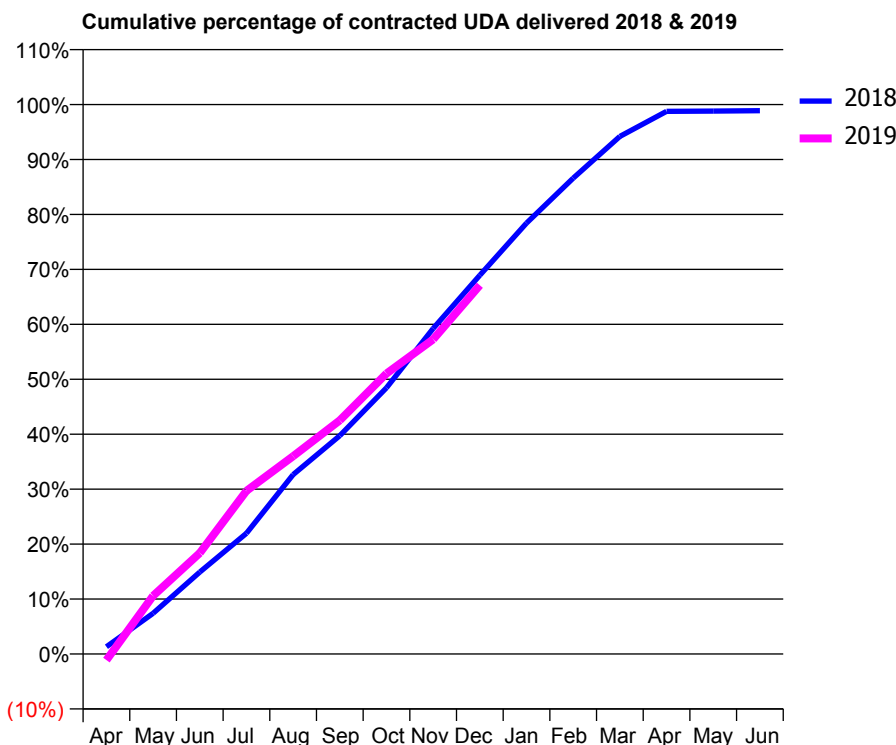
18/19 Contracted general activity (UDA)	6,600
Carry forward general activity (UDA)	74
18/19 Contracted orthodontic activity (UOA)	0
Carry forward orthodontic activity (UOA)	0
Baseline contract value	£175,672.45

ACCESS*

Patients seen in 24 months	Total	Change since previous quarter
Quarter ending December 2017	2,009	
Quarter ending March 2018	1,938	↓
Quarter ending June 2018	1,890	↓
Quarter ending September 2018	1,840	↓
Quarter ending December 2018	1,759	↓
Variance since December 2017	(12.4%)	↓



ACTIVITY



Month	Adjusted Scheduled Activity (UDA)	
	2018	2019
April	87	-74
May	489	699
June	985	1,214
July	1,450	1,960
August	2,155	2,376
September	2,623	2,807
October	3,197	3,369
November	3,911	3,780
December	4,549	4,430
January	5,176	
February	5,715	
March	6,216	
April	6,518	
May	6,521	
June	6,526	

QUALITY

	Quantity	Base Number	Contract	AT	Region	England
% of FP17s for the same patient ID Re-attending within 3 months - Children	25	359	7.0%	10.2%	12.3%	11.8%
% of FP17s for the same patient ID Re-attending within 3 months - Adults	217	1,430	15.2%	13.7%	15.8%	15.6%
% of FP17s for the same patient ID Re-attending between 3 & 9 months - Children	145	359	40.4%	61.5%	60.1%	58.8%
% of FP17s for the same patient ID Re-attending between 3 & 9 months - Adults	624	1,430	43.6%	55.3%	53.3%	51.0%
% of FP17s for Band 1 Urgent Courses	194	1,650	11.8%	7.9%	9.0%	9.0%
% of FP17s Relating to Free Repair or Replacements	20	1,650	1.2%	0.9%	1.0%	0.8%
% of FP17s Relating to Continuations	6	1,650	0.4%	0.9%	1.0%	0.9%
% of Patients satisfied with the dentistry they have received	1	1	N/A	91.5%	93.8%	93.2%
% of Patients satisfied with the time they had to wait for an appointment	1	1	N/A	86.9%	89.4%	88.3%

* This is based on patients treated on this contract for their most recent course of treatment. Figures in italics indicate the base number of FP17s or Patient Questionnaire responses are less than 100. N/A is shown where the base number of responses is less than 10 during the period. % is calculated as Quantity/Base number*100

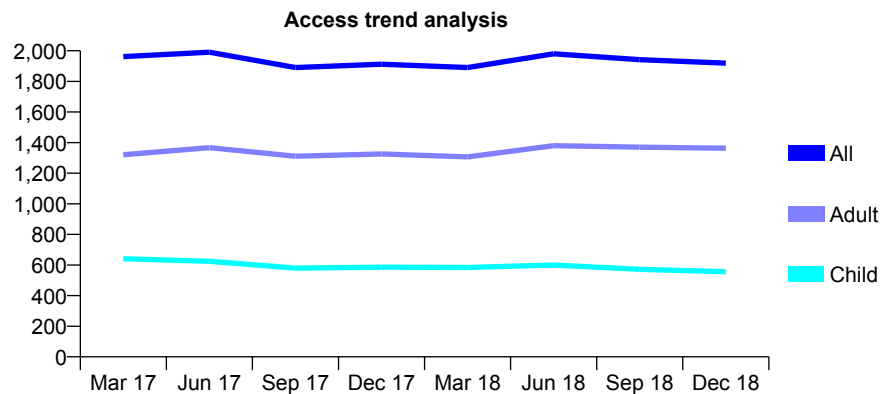
Q52 - Vital Signs At a Glance Contract Report for 829021/0001 - December 2018

Name or company name	MR Y LAHER
Contract type name	GDS Contract
Purpose of contract	General
Contract start date	01/04/2006
Contract end date	

18/19 Contracted general activity (UDA)	5,500
Carry forward general activity (UDA)	21
18/19 Contracted orthodontic activity (UOA)	0
Carry forward orthodontic activity (UOA)	0
Baseline contract value	£136,148.22

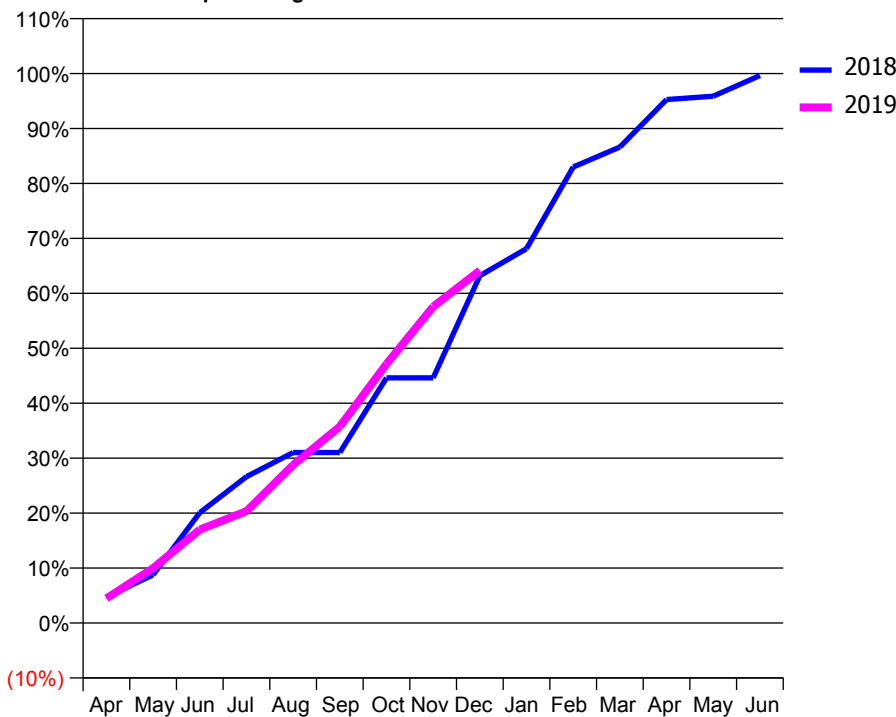
ACCESS*

Patients seen in 24 months	Total	Change since previous quarter
Quarter ending December 2017	1,912	
Quarter ending March 2018	1,891	↓
Quarter ending June 2018	1,980	↑
Quarter ending September 2018	1,942	↓
Quarter ending December 2018	1,919	↓
Variance since December 2017	0.4%	→



ACTIVITY

Cumulative percentage of contracted UDA delivered 2018 & 2019



Month	Adjusted Scheduled Activity (UDA)	
	2018	2019
April	259	246
May	483	550
June	1,104	934
July	1,464	1,119
August	1,706	1,582
September	1,706	1,967
October	2,454	2,593
November	2,454	3,166
December	3,477	3,529
January	3,747	
February	4,564	
March	4,764	
April	5,240	
May	5,272	
June	5,479	

QUALITY

	Quantity	Base Number	Contract	AT	Region	England
% of FP17s for the same patient ID Re-attending within 3 months - Children	40	450	8.9%	10.2%	12.3%	11.8%
% of FP17s for the same patient ID Re-attending within 3 months - Adults	169	1,124	15.0%	13.7%	15.8%	15.6%
% of FP17s for the same patient ID Re-attending between 3 & 9 months - Children	91	450	20.2%	61.5%	60.1%	58.8%
% of FP17s for the same patient ID Re-attending between 3 & 9 months - Adults	259	1,124	23.0%	55.3%	53.3%	51.0%
% of FP17s for Band 1 Urgent Courses	210	1,349	15.6%	7.9%	9.0%	9.0%
% of FP17s Relating to Free Repair or Replacements	0	1,349	0.0%	0.9%	1.0%	0.8%
% of FP17s Relating to Continuations	0	1,349	0.0%	0.9%	1.0%	0.9%
% of Patients satisfied with the dentistry they have received	1	1	N/A	91.5%	93.8%	93.2%
% of Patients satisfied with the time they had to wait for an appointment	0	1	N/A	86.9%	89.4%	88.3%

* This is based on patients treated on this contract for their most recent course of treatment. Figures in italics indicate the base number of FP17s or Patient Questionnaire responses are less than 100. N/A is shown where the base number of responses is less than 10 during the period. % is calculated as Quantity/Base number*100

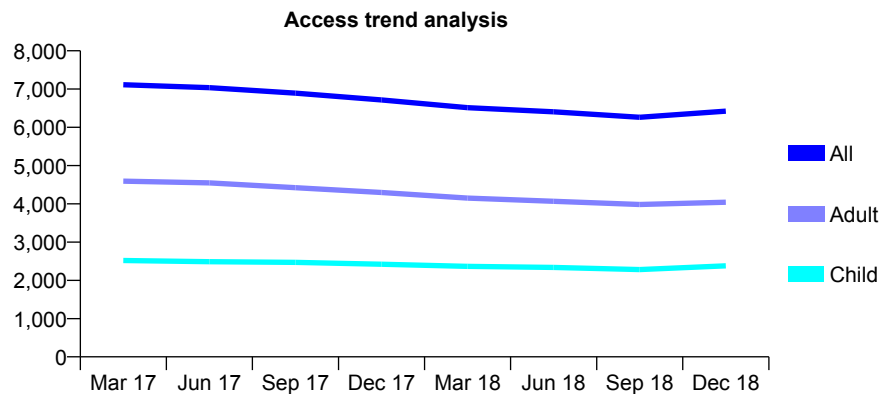
Q52 - Vital Signs At a Glance Contract Report for 834858/0003 - December 2018

Name or company name	Jem Dental Care Practice Partnership
Contract type name	GDS Contract
Purpose of contract	General
Contract start date	06/05/2014
Contract end date	

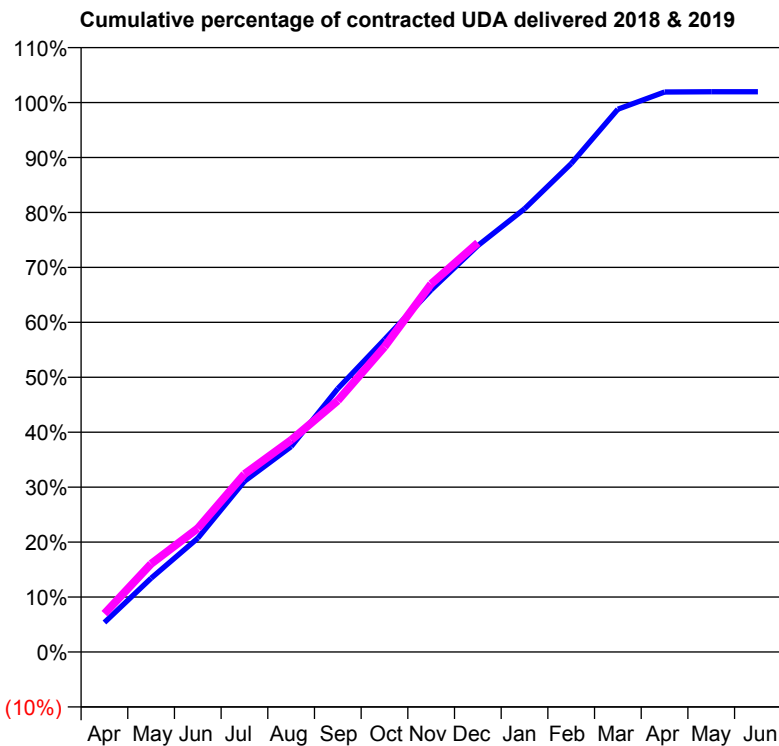
18/19 Contracted general activity (UDA)	19,607
Carry forward general activity (UDA)	-383
18/19 Contracted orthodontic activity (UOA)	0
Carry forward orthodontic activity (UOA)	0
Baseline contract value	£605,157.39

ACCESS*

Patients seen in 24 months	Total	Change since previous quarter
Quarter ending December 2017	6,716	
Quarter ending March 2018	6,515	↓
Quarter ending June 2018	6,404	↓
Quarter ending September 2018	6,263	↓
Quarter ending December 2018	6,421	↑
Variance since December 2017	(4.4%)	↓



ACTIVITY



Month	Adjusted Scheduled Activity (UDA)	
	2018	2019
April	1,055	1,367
May	2,632	3,146
June	4,059	4,413
July	6,092	6,350
August	7,327	7,562
September	9,400	8,972
October	11,151	10,888
November	12,918	13,133
December	14,500	14,598
January	15,814	
February	17,429	
March	19,369	
April	19,983	
May	19,990	
June	19,990	

QUALITY

	Quantity	Base Number	Contract	AT	Region	England
% of FP17s for the same patient ID Re-attending within 3 months - Children	237	3,005	7.9%	10.2%	12.3%	11.8%
% of FP17s for the same patient ID Re-attending within 3 months - Adults	819	4,831	17.0%	13.7%	15.8%	15.6%
% of FP17s for the same patient ID Re-attending between 3 & 9 months - Children	1,939	3,005	64.5%	61.5%	60.1%	58.8%
% of FP17s for the same patient ID Re-attending between 3 & 9 months - Adults	2,889	4,831	59.8%	55.3%	53.3%	51.0%
% of FP17s for Band 1 Urgent Courses	745	7,541	9.9%	7.9%	9.0%	9.0%
% of FP17s Relating to Free Repair or Replacements	26	7,541	0.3%	0.9%	1.0%	0.8%
% of FP17s Relating to Continuations	87	7,541	1.2%	0.9%	1.0%	0.9%
% of Patients satisfied with the dentistry they have received	3	4	N/A	91.5%	93.8%	93.2%
% of Patients satisfied with the time they had to wait for an appointment	4	4	N/A	86.9%	89.4%	88.3%

* This is based on patients treated on this contract for their most recent course of treatment. Figures in italics indicate the base number of FP17s or Patient Questionnaire responses are less than 100. N/A is shown where the base number of responses is less than 10 during the period. % is calculated as Quantity/Base number*100

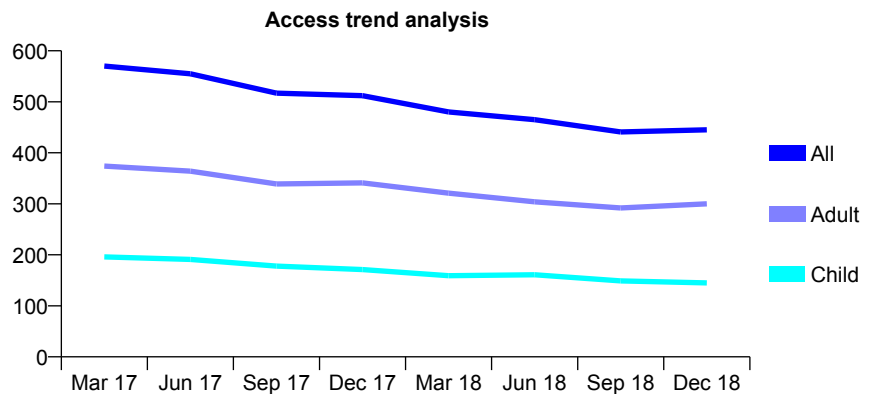
Q52 - Vital Signs At a Glance Contract Report for 838764/0002 - December 2018

Name or company name	MR HM BOTT
Contract type name	GDS Contract
Purpose of contract	General
Contract start date	02/01/2009
Contract end date	

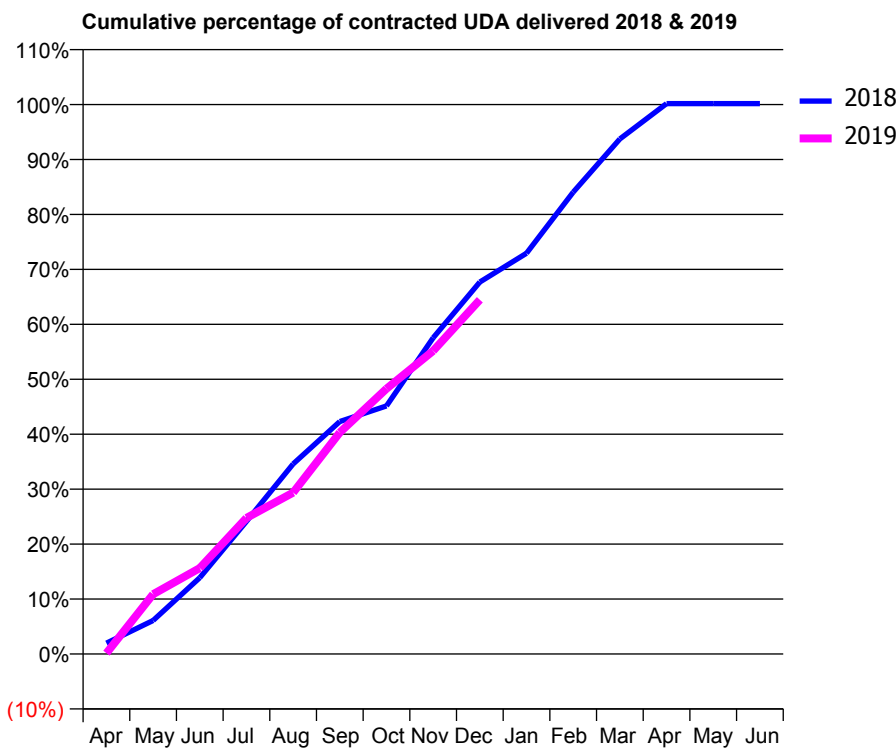
18/19 Contracted general activity (UDA)	1,260
Carry forward general activity (UDA)	-2
18/19 Contracted orthodontic activity (UOA)	0
Carry forward orthodontic activity (UOA)	0
Baseline contract value	£46,208.29

ACCESS*

Patients seen in 24 months	Total	Change since previous quarter
Quarter ending December 2017	512	
Quarter ending March 2018	480	↓
Quarter ending June 2018	465	↓
Quarter ending September 2018	441	↓
Quarter ending December 2018	445	→
Variance since December 2017	(13.1%)	↓



ACTIVITY



Month	Adjusted Scheduled Activity (UDA)	
	2018	2019
April	25	2
May	77	137
June	175	197
July	304	312
August	436	370
September	533	508
October	569	608
November	725	695
December	853	812
January	919	
February	1,059	
March	1,181	
April	1,262	
May	1,262	
June	1,262	

QUALITY

	Quantity	Base Number	Contract	AT	Region	England
% of FP17s for the same patient ID Re-attending within 3 months - Children	7	158	4.4%	10.2%	12.3%	11.8%
% of FP17s for the same patient ID Re-attending within 3 months - Adults	23	316	7.3%	13.7%	15.8%	15.6%
% of FP17s for the same patient ID Re-attending between 3 & 9 months - Children	102	158	64.6%	61.5%	60.1%	58.8%
% of FP17s for the same patient ID Re-attending between 3 & 9 months - Adults	223	316	70.6%	55.3%	53.3%	51.0%
% of FP17s for Band 1 Urgent Courses	2	436	0.5%	7.9%	9.0%	9.0%
% of FP17s Relating to Free Repair or Replacements	0	436	0.0%	0.9%	1.0%	0.8%
% of FP17s Relating to Continuations	8	436	1.8%	0.9%	1.0%	0.9%
% of Patients satisfied with the dentistry they have received	1	1	N/A	91.5%	93.8%	93.2%
% of Patients satisfied with the time they had to wait for an appointment	1	1	N/A	86.9%	89.4%	88.3%

* This is based on patients treated on this contract for their most recent course of treatment. Figures in italics indicate the base number of FP17s or Patient Questionnaire responses are less than 100. N/A is shown where the base number of responses is less than 10 during the period. % is calculated as Quantity/Base number*100

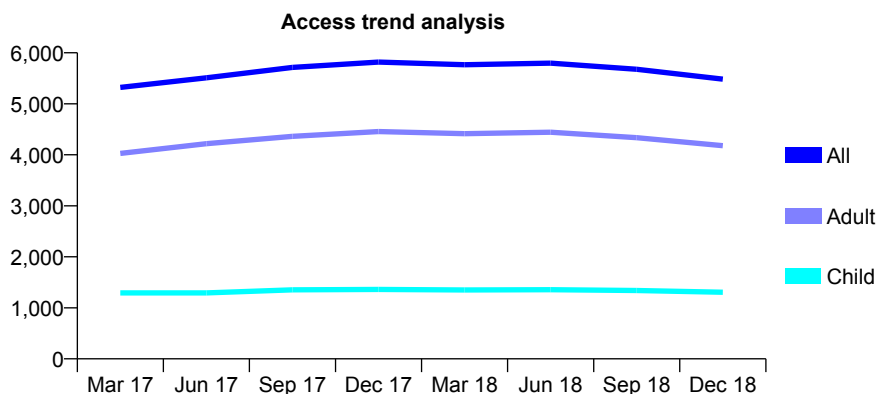
Q52 - Vital Signs At a Glance Contract Report for 841579/0001 - December 2018

Name or company name	MR JS DEU
Contract type name	GDS Contract
Purpose of contract	General
Contract start date	01/04/2006
Contract end date	

18/19 Contracted general activity (UDA)	12,135
Carry forward general activity (UDA)	-198
18/19 Contracted orthodontic activity (UOA)	0
Carry forward orthodontic activity (UOA)	0
Baseline contract value	£371,702.21

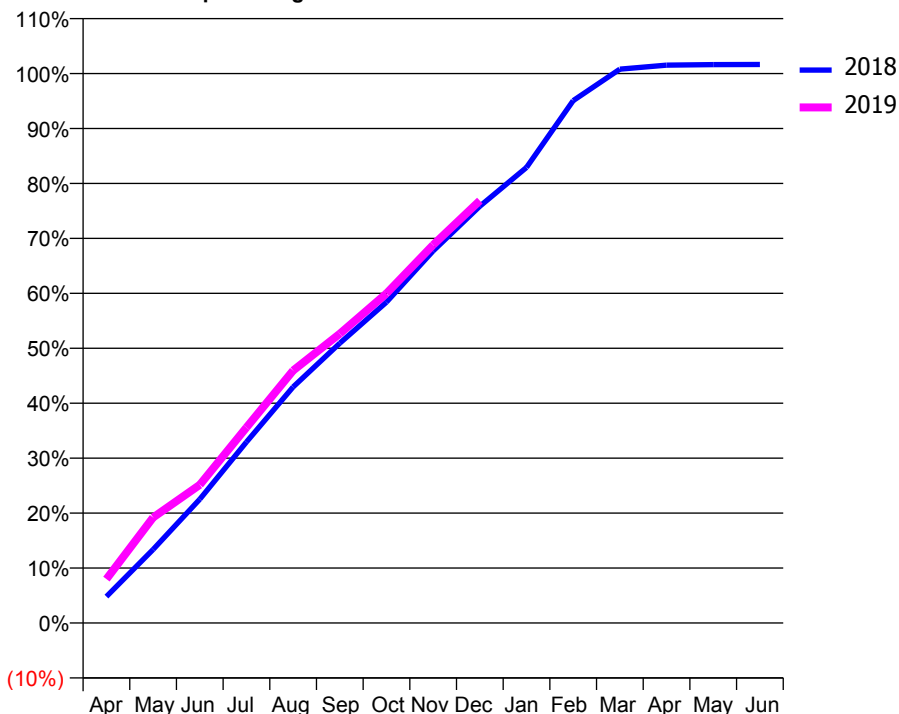
ACCESS*

Patients seen in 24 months	Total	Change since previous quarter
Quarter ending December 2017	5,818	
Quarter ending March 2018	5,766	→
Quarter ending June 2018	5,798	→
Quarter ending September 2018	5,676	↓
Quarter ending December 2018	5,483	↓
Variance since December 2017	(5.8%)	↓



ACTIVITY

Cumulative percentage of contracted UDA delivered 2018 & 2019



Month	Adjusted Scheduled Activity (UDA)	
	2018	2019
April	585	969
May	1,625	2,332
June	2,733	3,052
July	3,999	4,319
August	5,214	5,575
September	6,181	6,389
October	7,085	7,278
November	8,217	8,350
December	9,205	9,327
January	10,061	
February	11,536	
March	12,232	
April	12,320	
May	12,330	
June	12,333	

QUALITY

	Quantity	Base Number	Contract	AT	Region	England
% of FP17s for the same patient ID Re-attending within 3 months - Children	108	1,546	7.0%	10.2%	12.3%	11.8%
% of FP17s for the same patient ID Re-attending within 3 months - Adults	427	4,020	10.6%	13.7%	15.8%	15.6%
% of FP17s for the same patient ID Re-attending between 3 & 9 months - Children	1,050	1,546	67.9%	61.5%	60.1%	58.8%
% of FP17s for the same patient ID Re-attending between 3 & 9 months - Adults	2,376	4,020	59.1%	55.3%	53.3%	51.0%
% of FP17s for Band 1 Urgent Courses	230	4,701	4.9%	7.9%	9.0%	9.0%
% of FP17s Relating to Free Repair or Replacements	26	4,701	0.6%	0.9%	1.0%	0.8%
% of FP17s Relating to Continuations	4	4,701	0.1%	0.9%	1.0%	0.9%
% of Patients satisfied with the dentistry they have received	1	1	N/A	91.5%	93.8%	93.2%
% of Patients satisfied with the time they had to wait for an appointment	1	1	N/A	86.9%	89.4%	88.3%

* This is based on patients treated on this contract for their most recent course of treatment. Figures in italics indicate the base number of FP17s or Patient Questionnaire responses are less than 100. N/A is shown where the base number of responses is less than 10 during the period. % is calculated as Quantity/Base number*100

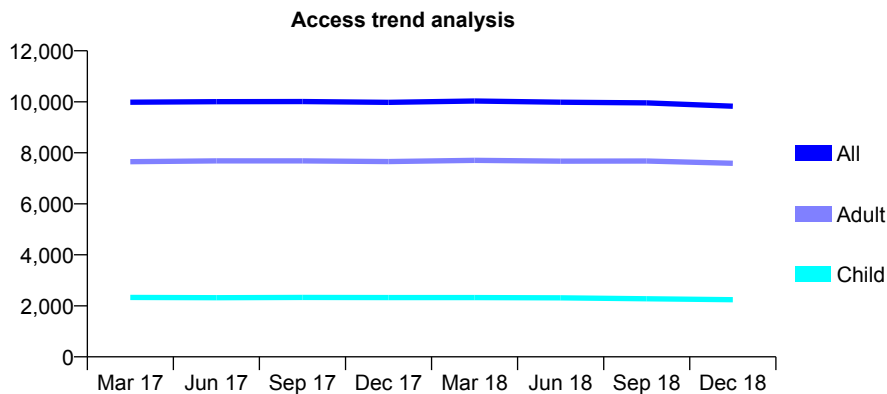
Q52 - Vital Signs At a Glance Contract Report for 842400/0001 - December 2018

Name or company name	MR PR ELLUL
Contract type name	GDS Contract
Purpose of contract	General
Contract start date	01/04/2006
Contract end date	

18/19 Contracted general activity (UDA)	24,500
Carry forward general activity (UDA)	-83
18/19 Contracted orthodontic activity (UOA)	0
Carry forward orthodontic activity (UOA)	0
Baseline contract value	£735,181.04

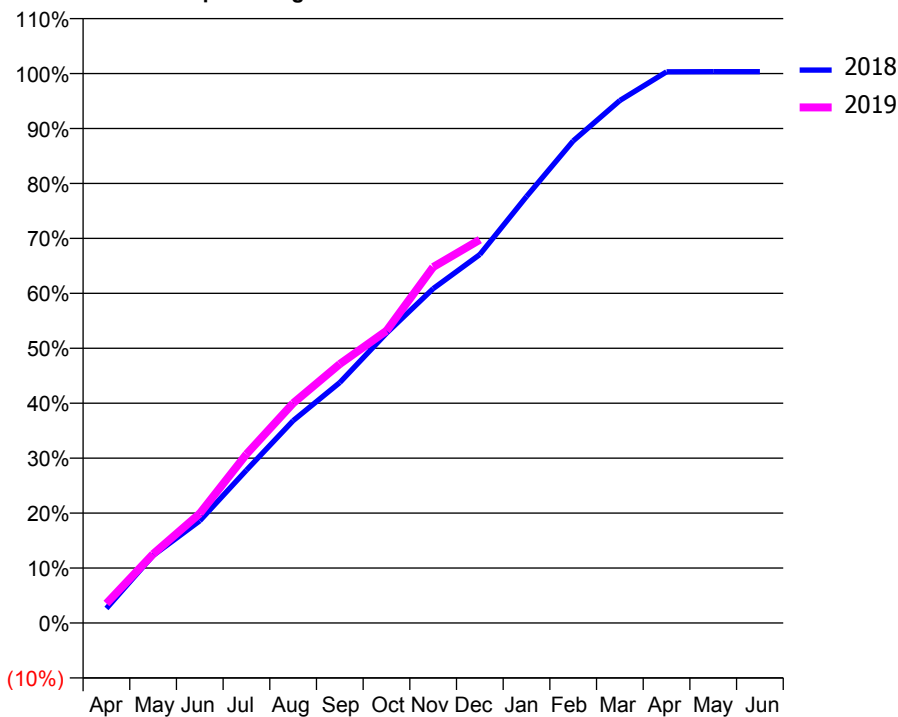
ACCESS*

Patients seen in 24 months	Total	Change since previous quarter
Quarter ending December 2017	9,979	
Quarter ending March 2018	10,030	→
Quarter ending June 2018	9,985	→
Quarter ending September 2018	9,956	→
Quarter ending December 2018	9,830	↓
Variance since December 2017	(1.5%)	↓



ACTIVITY

Cumulative percentage of contracted UDA delivered 2018 & 2019



QUALITY

	Quantity	Base Number	Contract	AT	Region	England
% of FP17s for the same patient ID Re-attending within 3 months - Children	145	2,633	5.5%	10.2%	12.3%	11.8%
% of FP17s for the same patient ID Re-attending within 3 months - Adults	1,143	8,623	13.3%	13.7%	15.8%	15.6%
% of FP17s for the same patient ID Re-attending between 3 & 9 months - Children	1,896	2,633	72.0%	61.5%	60.1%	58.8%
% of FP17s for the same patient ID Re-attending between 3 & 9 months - Adults	5,472	8,623	63.5%	55.3%	53.3%	51.0%
% of FP17s for Band 1 Urgent Courses	848	10,088	8.4%	7.9%	9.0%	9.0%
% of FP17s Relating to Free Repair or Replacements	72	10,088	0.7%	0.9%	1.0%	0.8%
% of FP17s Relating to Continuations	31	10,088	0.3%	0.9%	1.0%	0.9%
% of Patients satisfied with the dentistry they have received	2	2	N/A	91.5%	93.8%	93.2%
% of Patients satisfied with the time they had to wait for an appointment	2	2	N/A	86.9%	89.4%	88.3%

* This is based on patients treated on this contract for their most recent course of treatment. Figures in italics indicate the base number of FP17s or Patient Questionnaire responses are less than 100. N/A is shown where the base number of responses is less than 10 during the period. % is calculated as Quantity/Base number*100

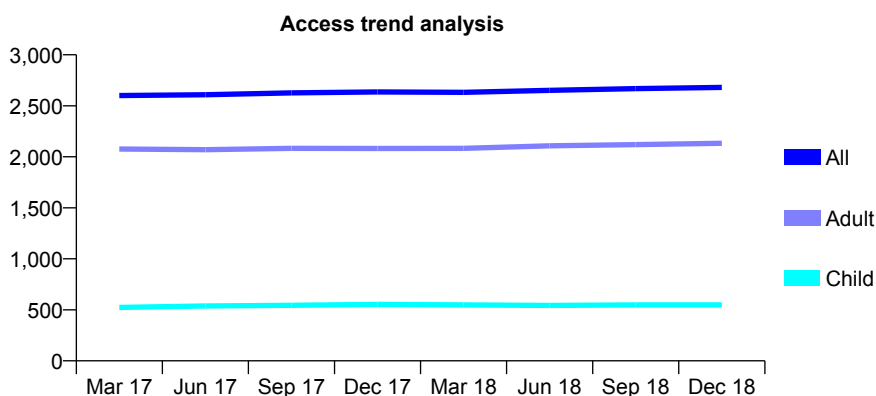
Q52 - Vital Signs At a Glance Contract Report for 842443/0001 - December 2018

Name or company name	MR GS GILLER
Contract type name	GDS Contract
Purpose of contract	General
Contract start date	01/04/2006
Contract end date	

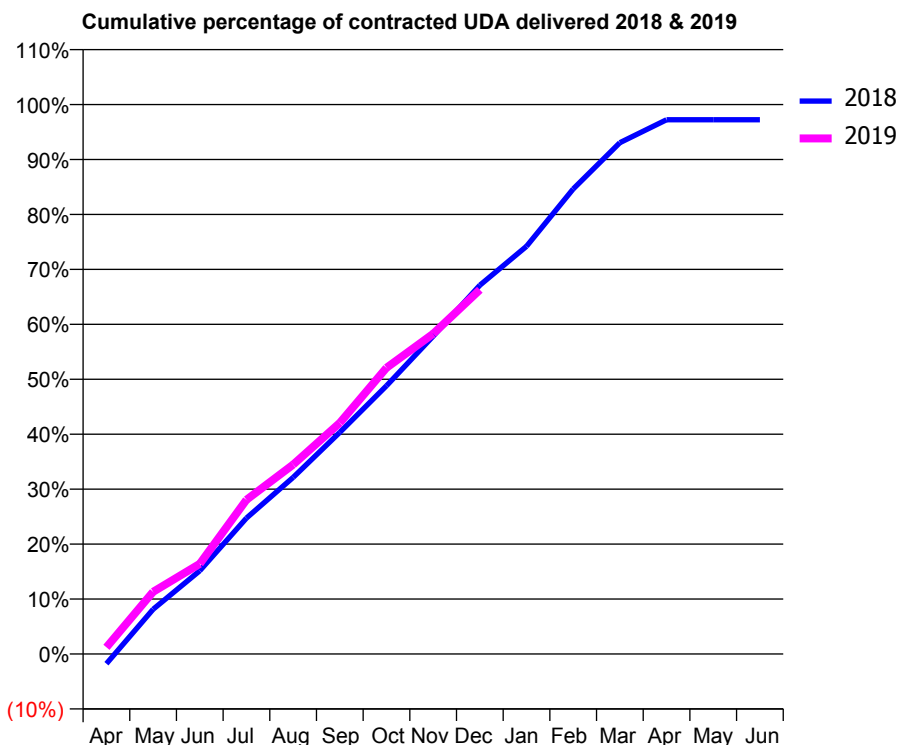
18/19 Contracted general activity (UDA)	9,355
Carry forward general activity (UDA)	260
18/19 Contracted orthodontic activity (UOA)	0
Carry forward orthodontic activity (UOA)	0
Baseline contract value	£219,091.09

ACCESS*

Patients seen in 24 months	Total	Change since previous quarter
Quarter ending December 2017	2,636	
Quarter ending March 2018	2,632	→
Quarter ending June 2018	2,651	→
Quarter ending September 2018	2,668	→
Quarter ending December 2018	2,681	→
Variance since December 2017	1.7%	→



ACTIVITY



Month	Adjusted Scheduled Activity (UDA)	
	2018	2019
April	-166	115
May	762	1,059
June	1,417	1,535
July	2,314	2,625
August	3,008	3,226
September	3,773	3,936
October	4,567	4,874
November	5,410	5,452
December	6,279	6,202
January	6,942	
February	7,918	
March	8,704	
April	9,095	
May	9,095	
June	9,095	

QUALITY

	Quantity	Base Number	Contract	AT	Region	England
% of FP17s for the same patient ID Re-attending within 3 months - Children	39	679	5.7%	10.2%	12.3%	11.8%
% of FP17s for the same patient ID Re-attending within 3 months - Adults	466	2,934	15.9%	13.7%	15.8%	15.6%
% of FP17s for the same patient ID Re-attending between 3 & 9 months - Children	476	679	70.1%	61.5%	60.1%	58.8%
% of FP17s for the same patient ID Re-attending between 3 & 9 months - Adults	1,970	2,934	67.1%	55.3%	53.3%	51.0%
% of FP17s for Band 1 Urgent Courses	241	3,414	7.1%	7.9%	9.0%	9.0%
% of FP17s Relating to Free Repair or Replacements	53	3,414	1.6%	0.9%	1.0%	0.8%
% of FP17s Relating to Continuations	76	3,414	2.2%	0.9%	1.0%	0.9%
% of Patients satisfied with the dentistry they have received	1	1	N/A	91.5%	93.8%	93.2%
% of Patients satisfied with the time they had to wait for an appointment	1	1	N/A	86.9%	89.4%	88.3%

* This is based on patients treated on this contract for their most recent course of treatment. Figures in italics indicate the base number of FP17s or Patient Questionnaire responses are less than 100. N/A is shown where the base number of responses is less than 10 during the period. % is calculated as Quantity/Base number*100

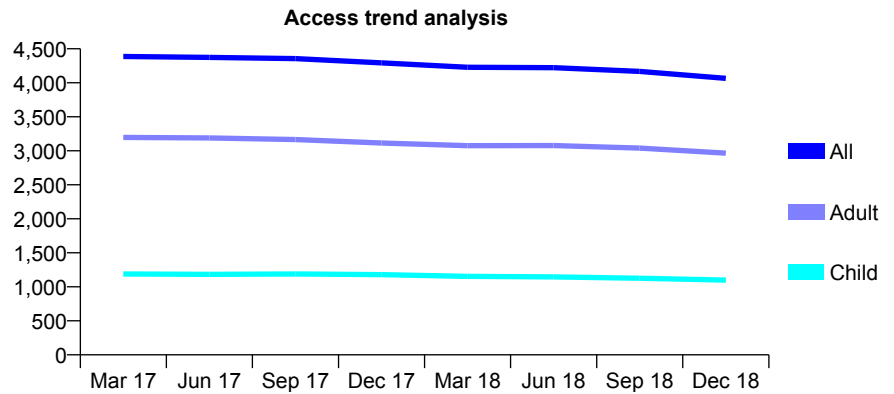
Q52 - Vital Signs At a Glance Contract Report for 844098/0001 - December 2018

Name or company name	MR AM QAYYUM
Contract type name	GDS Contract
Purpose of contract	General
Contract start date	01/04/2006
Contract end date	

18/19 Contracted general activity (UDA)	11,929
Carry forward general activity (UDA)	-152
18/19 Contracted orthodontic activity (UOA)	0
Carry forward orthodontic activity (UOA)	0
Baseline contract value	£388,811.44

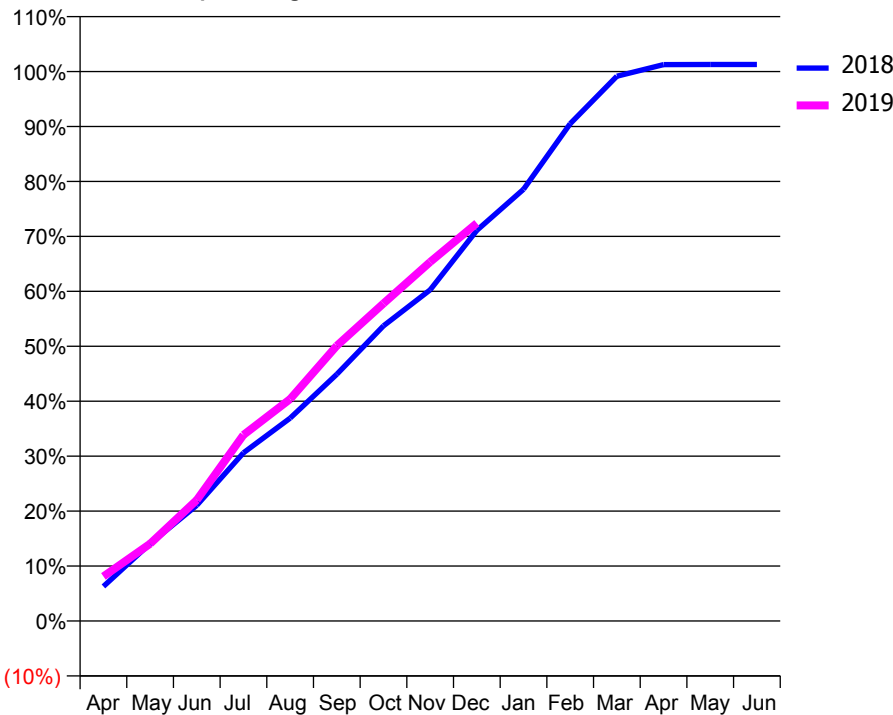
ACCESS*

Patients seen in 24 months	Total	Change since previous quarter
Quarter ending December 2017	4,293	
Quarter ending March 2018	4,228	↓
Quarter ending June 2018	4,223	→
Quarter ending September 2018	4,167	↓
Quarter ending December 2018	4,065	↓
Variance since December 2017	(5.3%)	↓



ACTIVITY

Cumulative percentage of contracted UDA delivered 2018 & 2019



Month	Adjusted Scheduled Activity (UDA)	
	2018	2019
April	751	968
May	1,681	1,678
June	2,510	2,628
July	3,652	4,040
August	4,405	4,819
September	5,358	5,976
October	6,406	6,893
November	7,188	7,795
December	8,480	8,637
January	9,372	
February	10,796	
March	11,826	
April	12,080	
May	12,082	
June	12,081	

QUALITY

	Quantity	Base Number	Contract	AT	Region	England
% of FP17s for the same patient ID Re-attending within 3 months - Children	65	1,116	5.8%	10.2%	12.3%	11.8%
% of FP17s for the same patient ID Re-attending within 3 months - Adults	670	3,636	18.4%	13.7%	15.8%	15.6%
% of FP17s for the same patient ID Re-attending between 3 & 9 months - Children	668	1,116	59.9%	61.5%	60.1%	58.8%
% of FP17s for the same patient ID Re-attending between 3 & 9 months - Adults	2,178	3,636	59.9%	55.3%	53.3%	51.0%
% of FP17s for Band 1 Urgent Courses	397	4,621	8.6%	7.9%	9.0%	9.0%
% of FP17s Relating to Free Repair or Replacements	105	4,621	2.3%	0.9%	1.0%	0.8%
% of FP17s Relating to Continuations	53	4,621	1.1%	0.9%	1.0%	0.9%
% of Patients satisfied with the dentistry they have received	3	3	N/A	91.5%	93.8%	93.2%
% of Patients satisfied with the time they had to wait for an appointment	3	3	N/A	86.9%	89.4%	88.3%

* This is based on patients treated on this contract for their most recent course of treatment. Figures in italics indicate the base number of FP17s or Patient Questionnaire responses are less than 100. N/A is shown where the base number of responses is less than 10 during the period. % is calculated as Quantity/Base number*100

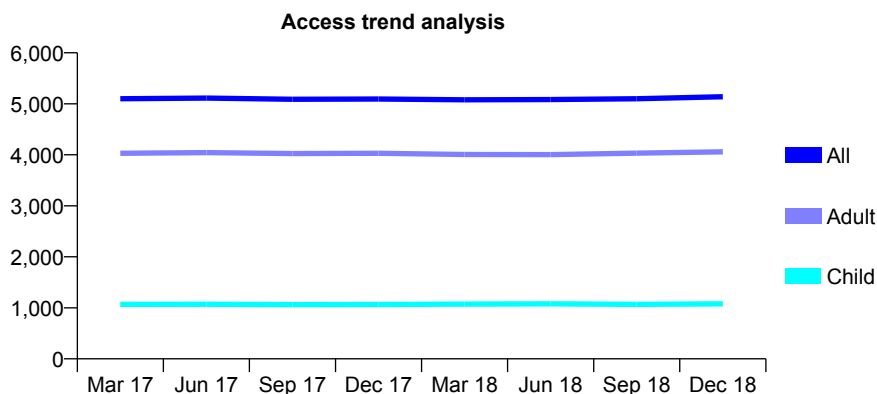
Q52 - Vital Signs At a Glance Contract Report for 847194/0001 - December 2018

Name or company name	MR MJ MILLICAN
Contract type name	GDS Contract
Purpose of contract	General
Contract start date	01/04/2006
Contract end date	

18/19 Contracted general activity (UDA)	14,000
Carry forward general activity (UDA)	-261
18/19 Contracted orthodontic activity (UOA)	0
Carry forward orthodontic activity (UOA)	0
Baseline contract value	£443,259.58

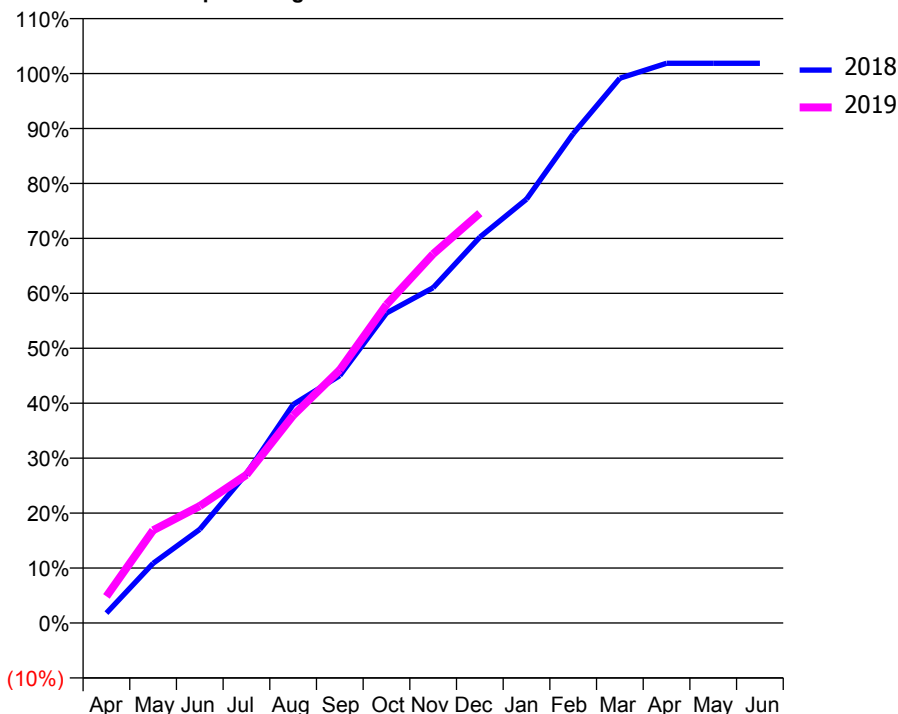
ACCESS*

Patients seen in 24 months	Total	Change since previous quarter
Quarter ending December 2017	5,095	
Quarter ending March 2018	5,079	→
Quarter ending June 2018	5,083	→
Quarter ending September 2018	5,099	→
Quarter ending December 2018	5,139	→
Variance since December 2017	0.9%	→



ACTIVITY

Cumulative percentage of contracted UDA delivered 2018 & 2019



Month	Adjusted Scheduled Activity (UDA)	
	2018	2019
April	255	676
May	1,520	2,364
June	2,386	2,982
July	3,806	3,777
August	5,568	5,288
September	6,303	6,449
October	7,897	8,110
November	8,543	9,403
December	9,829	10,443
January	10,797	
February	12,465	
March	13,879	
April	14,261	
May	14,261	
June	14,261	

QUALITY

	Quantity	Base Number	Contract	AT	Region	England
% of FP17s for the same patient ID Re-attending within 3 months - Children	71	1,326	5.4%	10.2%	12.3%	11.8%
% of FP17s for the same patient ID Re-attending within 3 months - Adults	521	5,088	10.2%	13.7%	15.8%	15.6%
% of FP17s for the same patient ID Re-attending between 3 & 9 months - Children	955	1,326	72.0%	61.5%	60.1%	58.8%
% of FP17s for the same patient ID Re-attending between 3 & 9 months - Adults	3,470	5,088	68.2%	55.3%	53.3%	51.0%
% of FP17s for Band 1 Urgent Courses	436	6,199	7.0%	7.9%	9.0%	9.0%
% of FP17s Relating to Free Repair or Replacements	4	6,199	0.1%	0.9%	1.0%	0.8%
% of FP17s Relating to Continuations	65	6,199	1.0%	0.9%	1.0%	0.9%
% of Patients satisfied with the dentistry they have received	3	3	N/A	91.5%	93.8%	93.2%
% of Patients satisfied with the time they had to wait for an appointment	3	3	N/A	86.9%	89.4%	88.3%

* This is based on patients treated on this contract for their most recent course of treatment. Figures in italics indicate the base number of FP17s or Patient Questionnaire responses are less than 100. N/A is shown where the base number of responses is less than 10 during the period. % is calculated as Quantity/Base number*100

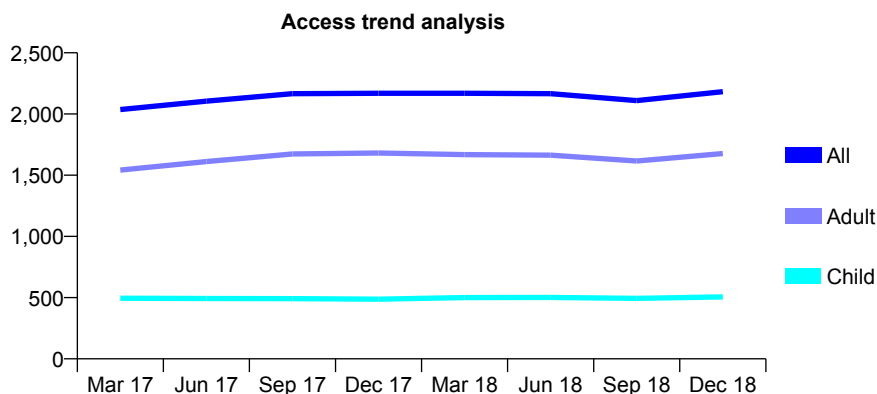
Q52 - Vital Signs At a Glance Contract Report for 852538/0001 - December 2018

Name or company name	MISS NK KHROUD
Contract type name	PDS Contract
Purpose of contract	General
Contract start date	23/05/2012
Contract end date	22/05/2022

18/19 Contracted general activity (UDA)	5,591
Carry forward general activity (UDA)	-124
18/19 Contracted orthodontic activity (UOA)	0
Carry forward orthodontic activity (UOA)	0
Baseline contract value	£170,434.57

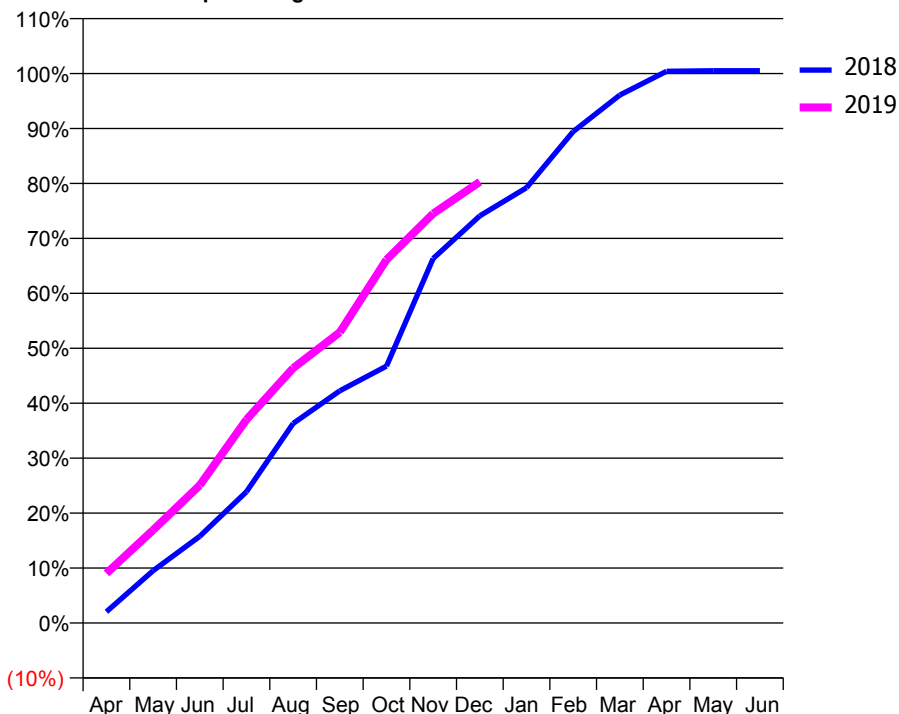
ACCESS*

Patients seen in 24 months	Total	Change since previous quarter
Quarter ending December 2017	2,169	
Quarter ending March 2018	2,169	→
Quarter ending June 2018	2,166	→
Quarter ending September 2018	2,110	↓
Quarter ending December 2018	2,183	↑
Variance since December 2017	0.6%	→



ACTIVITY

Cumulative percentage of contracted UDA delivered 2018 & 2019



Month	Adjusted Scheduled Activity (UDA)	
	2018	2019
April	127	505
May	591	947
June	979	1,402
July	1,482	2,070
August	2,253	2,593
September	2,622	2,959
October	2,901	3,697
November	4,116	4,166
December	4,598	4,488
January	4,915	
February	5,549	
March	5,962	
April	6,231	
May	6,236	
June	6,237	

QUALITY

	Quantity	Base Number	Contract	AT	Region	England
% of FP17s for the same patient ID Re-attending within 3 months - Children	229	895	25.6%	10.2%	12.3%	11.8%
% of FP17s for the same patient ID Re-attending within 3 months - Adults	183	1,839	10.0%	13.7%	15.8%	15.6%
% of FP17s for the same patient ID Re-attending between 3 & 9 months - Children	515	895	57.5%	61.5%	60.1%	58.8%
% of FP17s for the same patient ID Re-attending between 3 & 9 months - Adults	1,200	1,839	65.3%	55.3%	53.3%	51.0%
% of FP17s for Band 1 Urgent Courses	62	2,579	2.4%	7.9%	9.0%	9.0%
% of FP17s Relating to Free Repair or Replacements	31	2,579	1.2%	0.9%	1.0%	0.8%
% of FP17s Relating to Continuations	7	2,579	0.3%	0.9%	1.0%	0.9%
% of Patients satisfied with the dentistry they have received	0	0	N/A	91.5%	93.8%	93.2%
% of Patients satisfied with the time they had to wait for an appointment	0	0	N/A	86.9%	89.4%	88.3%

* This is based on patients treated on this contract for their most recent course of treatment. Figures in italics indicate the base number of FP17s or Patient Questionnaire responses are less than 100. N/A is shown where the base number of responses is less than 10 during the period. % is calculated as Quantity/Base number*100

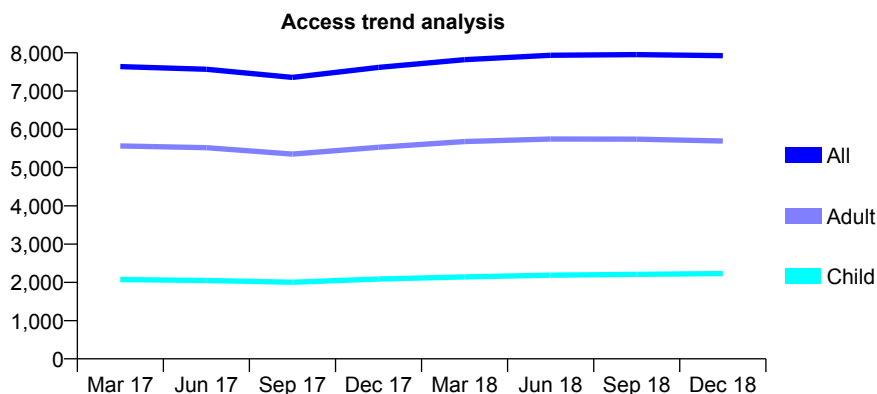
Q52 - Vital Signs At a Glance Contract Report for 854093/0001 - December 2018

Name or company name	MR A HUSSAIN
Contract type name	GDS Contract
Purpose of contract	General
Contract start date	01/04/2006
Contract end date	

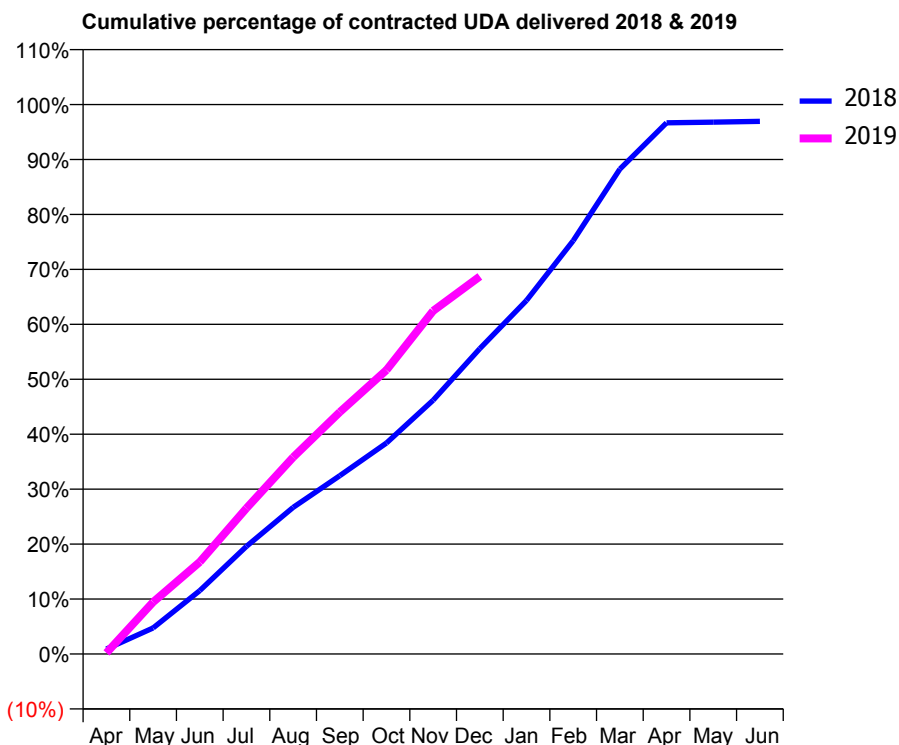
18/19 Contracted general activity (UDA)	21,783
Carry forward general activity (UDA)	669
18/19 Contracted orthodontic activity (UOA)	0
Carry forward orthodontic activity (UOA)	0
Baseline contract value	£833,509.13

ACCESS*

Patients seen in 24 months	Total	Change since previous quarter
Quarter ending December 2017	7,617	
Quarter ending March 2018	7,821	↑
Quarter ending June 2018	7,934	→
Quarter ending September 2018	7,954	→
Quarter ending December 2018	7,924	→
Variance since December 2017	4.0%	↑



ACTIVITY



Month	Adjusted Scheduled Activity (UDA)	
	2018	2019
April	197	45
May	1,036	2,059
June	2,516	3,649
July	4,269	5,780
August	5,811	7,798
September	7,070	9,591
October	8,364	11,259
November	10,063	13,601
December	12,107	14,967
January	14,015	
February	16,386	
March	19,221	
April	21,057	
May	21,082	
June	21,114	

QUALITY

	Quantity	Base Number	Contract	AT	Region	England
% of FP17s for the same patient ID Re-attending within 3 months - Children	222	2,567	8.6%	10.2%	12.3%	11.8%
% of FP17s for the same patient ID Re-attending within 3 months - Adults	989	6,141	16.1%	13.7%	15.8%	15.6%
% of FP17s for the same patient ID Re-attending between 3 & 9 months - Children	1,576	2,567	61.4%	61.5%	60.1%	58.8%
% of FP17s for the same patient ID Re-attending between 3 & 9 months - Adults	3,347	6,141	54.5%	55.3%	53.3%	51.0%
% of FP17s for Band 1 Urgent Courses	783	8,094	9.7%	7.9%	9.0%	9.0%
% of FP17s Relating to Free Repair or Replacements	54	8,094	0.7%	0.9%	1.0%	0.8%
% of FP17s Relating to Continuations	27	8,094	0.3%	0.9%	1.0%	0.9%
% of Patients satisfied with the dentistry they have received	3	3	N/A	91.5%	93.8%	93.2%
% of Patients satisfied with the time they had to wait for an appointment	3	3	N/A	86.9%	89.4%	88.3%

* This is based on patients treated on this contract for their most recent course of treatment. Figures in italics indicate the base number of FP17s or Patient Questionnaire responses are less than 100. N/A is shown where the base number of responses is less than 10 during the period. % is calculated as Quantity/Base number*100

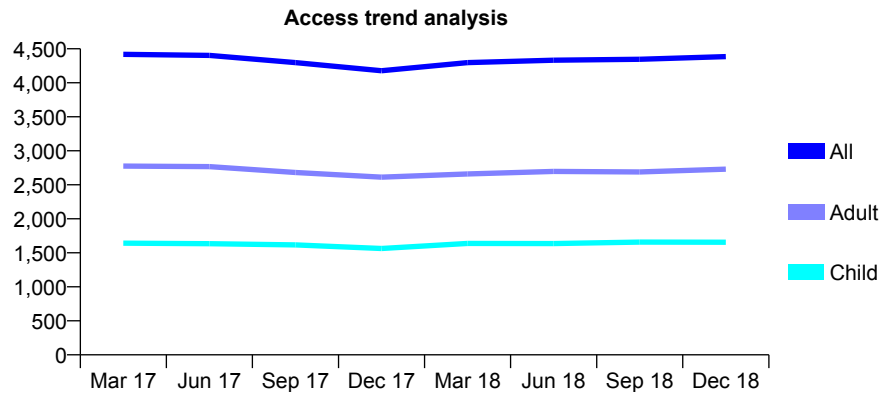
Q52 - Vital Signs At a Glance Contract Report for 854093/0005 - December 2018

Name or company name	MR A HUSSAIN
Contract type name	GDS Contract
Purpose of contract	General
Contract start date	06/10/2012
Contract end date	

18/19 Contracted general activity (UDA)	15,340
Carry forward general activity (UDA)	0
18/19 Contracted orthodontic activity (UOA)	0
Carry forward orthodontic activity (UOA)	0
Baseline contract value	£500,012.31

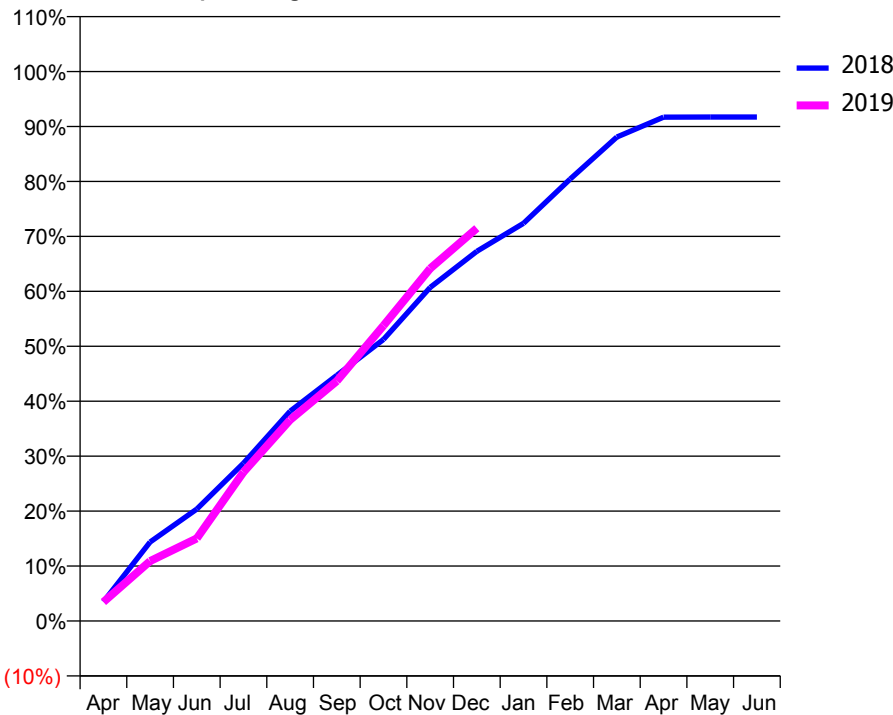
ACCESS*

Patients seen in 24 months	Total	Change since previous quarter
Quarter ending December 2017	4,177	
Quarter ending March 2018	4,298	↑
Quarter ending June 2018	4,333	→
Quarter ending September 2018	4,347	→
Quarter ending December 2018	4,386	→
Variance since December 2017	5.0%	↑



ACTIVITY

Cumulative percentage of contracted UDA delivered 2018 & 2019



Month	Adjusted Scheduled Activity (UDA)	
	2018	2019
April	552	532
May	2,270	1,674
June	3,218	2,305
July	4,533	4,158
August	6,028	5,615
September	7,061	6,700
October	8,091	8,249
November	9,585	9,839
December	10,623	10,965
January	11,425	
February	12,699	
March	13,907	
April	14,477	
May	14,479	
June	14,479	

QUALITY

	Quantity	Base Number	Contract	AT	Region	England
% of FP17s for the same patient ID Re-attending within 3 months - Children	245	2,102	11.7%	10.2%	12.3%	11.8%
% of FP17s for the same patient ID Re-attending within 3 months - Adults	568	3,320	17.1%	13.7%	15.8%	15.6%
% of FP17s for the same patient ID Re-attending between 3 & 9 months - Children	1,130	2,102	53.8%	61.5%	60.1%	58.8%
% of FP17s for the same patient ID Re-attending between 3 & 9 months - Adults	1,654	3,320	49.8%	55.3%	53.3%	51.0%
% of FP17s for Band 1 Urgent Courses	379	5,212	7.3%	7.9%	9.0%	9.0%
% of FP17s Relating to Free Repair or Replacements	11	5,212	0.2%	0.9%	1.0%	0.8%
% of FP17s Relating to Continuations	37	5,212	0.7%	0.9%	1.0%	0.9%
% of Patients satisfied with the dentistry they have received	3	3	N/A	91.5%	93.8%	93.2%
% of Patients satisfied with the time they had to wait for an appointment	3	3	N/A	86.9%	89.4%	88.3%

* This is based on patients treated on this contract for their most recent course of treatment. Figures in italics indicate the base number of FP17s or Patient Questionnaire responses are less than 100. N/A is shown where the base number of responses is less than 10 during the period. % is calculated as Quantity/Base number*100

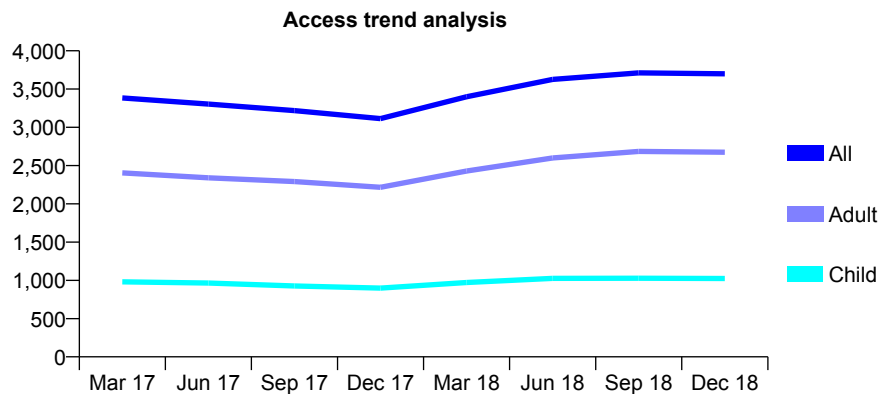
Q52 - Vital Signs At a Glance Contract Report for 854093/0006 - December 2018

Name or company name	MR A HUSSAIN
Contract type name	GDS Contract
Purpose of contract	General
Contract start date	01/02/2013
Contract end date	

18/19 Contracted general activity (UDA)	10,865
Carry forward general activity (UDA)	0
18/19 Contracted orthodontic activity (UOA)	0
Carry forward orthodontic activity (UOA)	0
Baseline contract value	£360,501.30

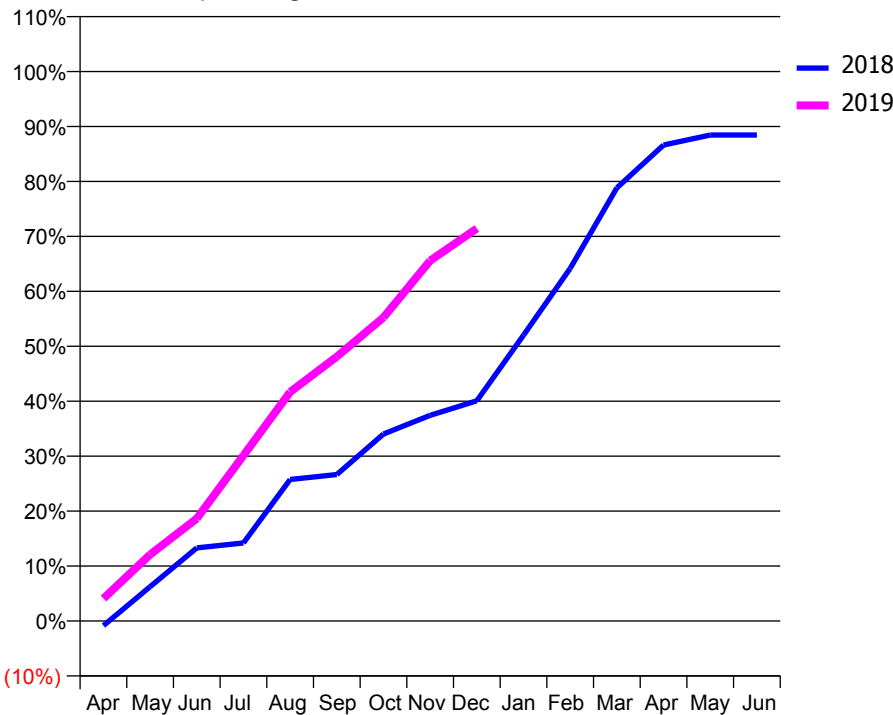
ACCESS*

Patients seen in 24 months	Total	Change since previous quarter
Quarter ending December 2017	3,114	
Quarter ending March 2018	3,400	↑
Quarter ending June 2018	3,626	↑
Quarter ending September 2018	3,712	↑
Quarter ending December 2018	3,699	→
Variance since December 2017	18.8%	↑



ACTIVITY

Cumulative percentage of contracted UDA delivered 2018 & 2019



Month	Adjusted Scheduled Activity (UDA)	
	2018	2019
April	-93	445
May	679	1,316
June	1,447	2,027
July	1,543	3,273
August	2,799	4,528
September	2,897	5,227
October	3,697	6,002
November	4,066	7,124
December	4,355	7,760
January	5,652	
February	6,972	
March	8,565	
April	9,411	
May	9,609	
June	9,609	

QUALITY

	Quantity	Base Number	Contract	AT	Region	England
% of FP17s for the same patient ID Re-attending within 3 months - Children	98	1,262	7.8%	10.2%	12.3%	11.8%
% of FP17s for the same patient ID Re-attending within 3 months - Adults	540	3,206	16.8%	13.7%	15.8%	15.6%
% of FP17s for the same patient ID Re-attending between 3 & 9 months - Children	743	1,262	58.9%	61.5%	60.1%	58.8%
% of FP17s for the same patient ID Re-attending between 3 & 9 months - Adults	1,703	3,206	53.1%	55.3%	53.3%	51.0%
% of FP17s for Band 1 Urgent Courses	401	4,118	9.7%	7.9%	9.0%	9.0%
% of FP17s Relating to Free Repair or Replacements	57	4,118	1.4%	0.9%	1.0%	0.8%
% of FP17s Relating to Continuations	26	4,118	0.6%	0.9%	1.0%	0.9%
% of Patients satisfied with the dentistry they have received	0	0	N/A	91.5%	93.8%	93.2%
% of Patients satisfied with the time they had to wait for an appointment	0	0	N/A	86.9%	89.4%	88.3%

* This is based on patients treated on this contract for their most recent course of treatment. Figures in italics indicate the base number of FP17s or Patient Questionnaire responses are less than 100. N/A is shown where the base number of responses is less than 10 during the period. % is calculated as Quantity/Base number*100

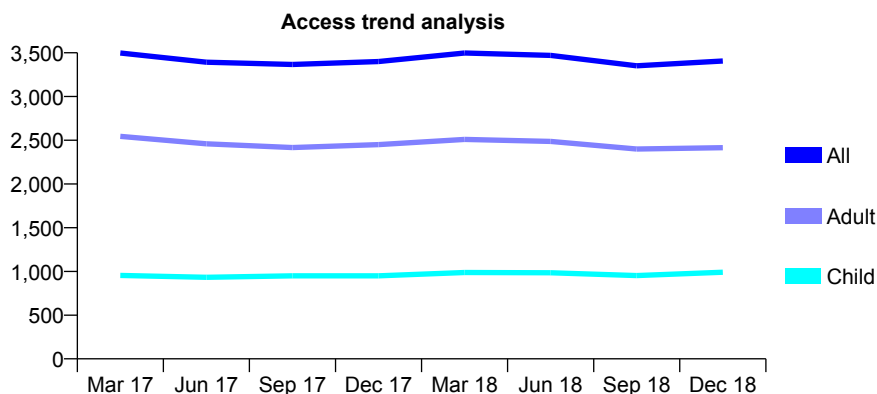
Q52 - Vital Signs At a Glance Contract Report for 854549/0002 - December 2018

Name or company name	Holt Park Dental Practice
Contract type name	GDS Contract
Purpose of contract	General
Contract start date	02/11/2009
Contract end date	

18/19 Contracted general activity (UDA)	14,000
Carry forward general activity (UDA)	411
18/19 Contracted orthodontic activity (UOA)	0
Carry forward orthodontic activity (UOA)	0
Baseline contract value	£339,736.13

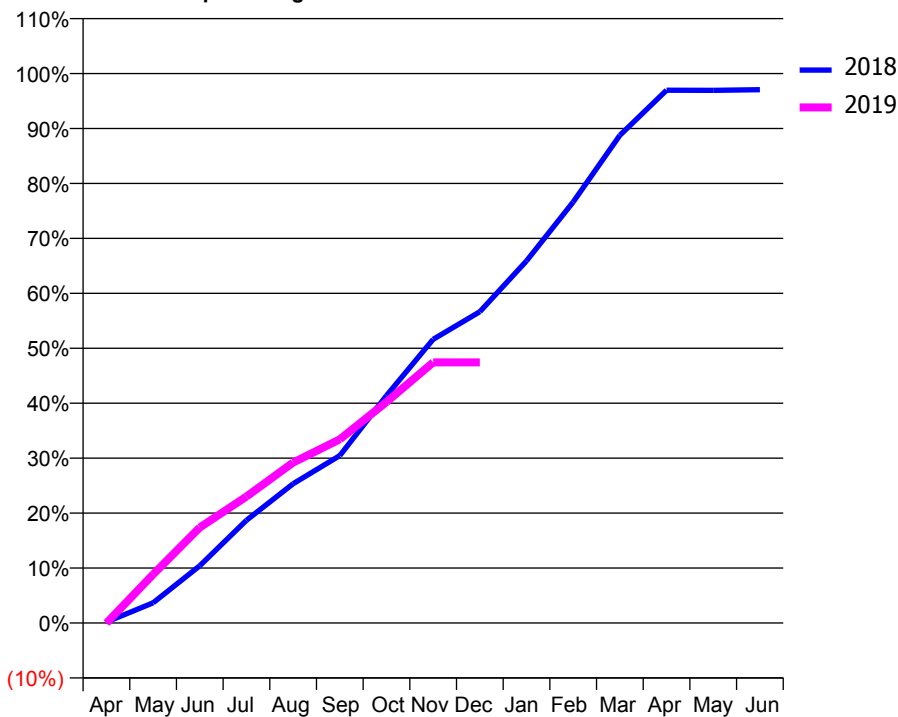
ACCESS*

Patients seen in 24 months	Total	Change since previous quarter
Quarter ending December 2017	3,400	
Quarter ending March 2018	3,498	↑
Quarter ending June 2018	3,471	→
Quarter ending September 2018	3,352	↓
Quarter ending December 2018	3,406	→
Variance since December 2017	0.2%	→



ACTIVITY

Cumulative percentage of contracted UDA delivered 2018 & 2019



Month	Adjusted Scheduled Activity (UDA)	
	2018	2019
April	24	-7
May	515	1,240
June	1,459	2,434
July	2,617	3,224
August	3,548	4,089
September	4,265	4,680
October	5,794	5,631
November	7,230	6,640
December	7,931	6,640
January	9,227	
February	10,727	
March	12,426	
April	13,573	
May	13,572	
June	13,589	

QUALITY

	Quantity	Base Number	Contract	AT	Region	England
% of FP17s for the same patient ID Re-attending within 3 months - Children	72	1,024	7.0%	10.2%	12.3%	11.8%
% of FP17s for the same patient ID Re-attending within 3 months - Adults	301	2,277	13.2%	13.7%	15.8%	15.6%
% of FP17s for the same patient ID Re-attending between 3 & 9 months - Children	690	1,024	67.4%	61.5%	60.1%	58.8%
% of FP17s for the same patient ID Re-attending between 3 & 9 months - Adults	1,527	2,277	67.1%	55.3%	53.3%	51.0%
% of FP17s for Band 1 Urgent Courses	75	2,960	2.5%	7.9%	9.0%	9.0%
% of FP17s Relating to Free Repair or Replacements	51	2,960	1.7%	0.9%	1.0%	0.8%
% of FP17s Relating to Continuations	18	2,960	0.6%	0.9%	1.0%	0.9%
% of Patients satisfied with the dentistry they have received	5	7	N/A	91.5%	93.8%	93.2%
% of Patients satisfied with the time they had to wait for an appointment	7	7	N/A	86.9%	89.4%	88.3%

* This is based on patients treated on this contract for their most recent course of treatment. Figures in italics indicate the base number of FP17s or Patient Questionnaire responses are less than 100. N/A is shown where the base number of responses is less than 10 during the period. % is calculated as Quantity/Base number*100

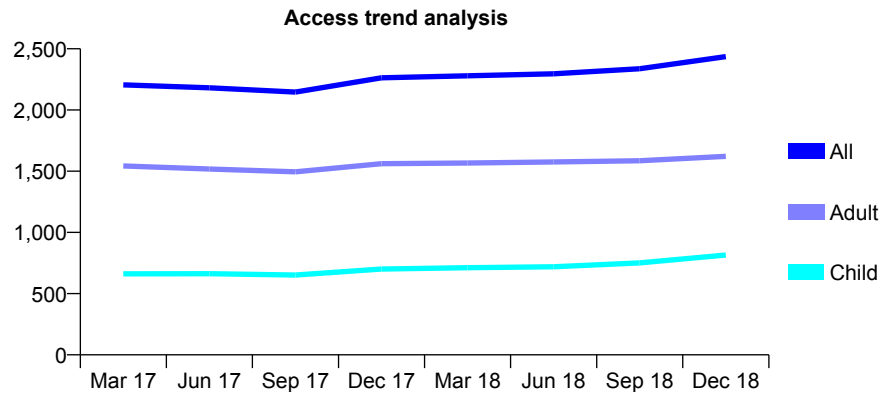
Q52 - Vital Signs At a Glance Contract Report for 854549/0003 - December 2018

Name or company name	Mr S Bedford
Contract type name	GDS Contract
Purpose of contract	General
Contract start date	01/03/2010
Contract end date	

18/19 Contracted general activity (UDA)	7,000
Carry forward general activity (UDA)	0
18/19 Contracted orthodontic activity (UOA)	0
Carry forward orthodontic activity (UOA)	0
Baseline contract value	£173,713.06

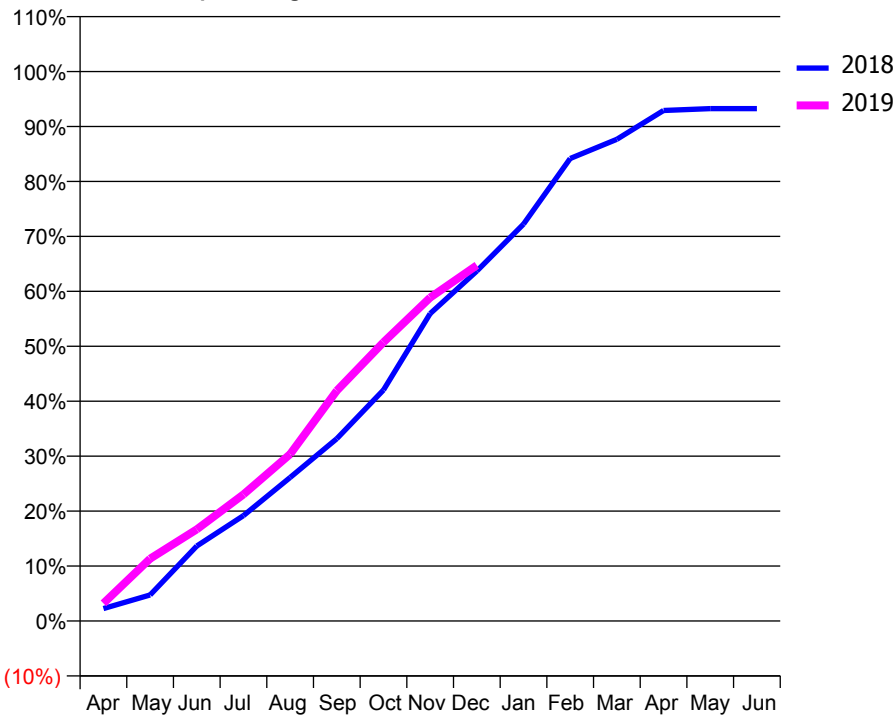
ACCESS*

Patients seen in 24 months	Total	Change since previous quarter
Quarter ending December 2017	2,263	
Quarter ending March 2018	2,279	→
Quarter ending June 2018	2,296	→
Quarter ending September 2018	2,337	→
Quarter ending December 2018	2,436	↑
Variance since December 2017	7.6%	↑



ACTIVITY

Cumulative percentage of contracted UDA delivered 2018 & 2019



Month	Adjusted Scheduled Activity (UDA)	
	2018	2019
April	158	225
May	332	793
June	956	1,168
July	1,344	1,613
August	1,828	2,126
September	2,323	2,934
October	2,943	3,551
November	3,916	4,120
December	4,458	4,531
January	5,056	
February	5,891	
March	6,137	
April	6,503	
May	6,527	
June	6,527	

QUALITY

	Quantity	Base Number	Contract	AT	Region	England
% of FP17s for the same patient ID Re-attending within 3 months - Children	50	857	5.8%	10.2%	12.3%	11.8%
% of FP17s for the same patient ID Re-attending within 3 months - Adults	200	1,682	11.9%	13.7%	15.8%	15.6%
% of FP17s for the same patient ID Re-attending between 3 & 9 months - Children	478	857	55.8%	61.5%	60.1%	58.8%
% of FP17s for the same patient ID Re-attending between 3 & 9 months - Adults	1,049	1,682	62.4%	55.3%	53.3%	51.0%
% of FP17s for Band 1 Urgent Courses	100	2,280	4.4%	7.9%	9.0%	9.0%
% of FP17s Relating to Free Repair or Replacements	21	2,280	0.9%	0.9%	1.0%	0.8%
% of FP17s Relating to Continuations	18	2,280	0.8%	0.9%	1.0%	0.9%
% of Patients satisfied with the dentistry they have received	1	1	N/A	91.5%	93.8%	93.2%
% of Patients satisfied with the time they had to wait for an appointment	1	1	N/A	86.9%	89.4%	88.3%

* This is based on patients treated on this contract for their most recent course of treatment. Figures in italics indicate the base number of FP17s or Patient Questionnaire responses are less than 100. N/A is shown where the base number of responses is less than 10 during the period. % is calculated as Quantity/Base number*100

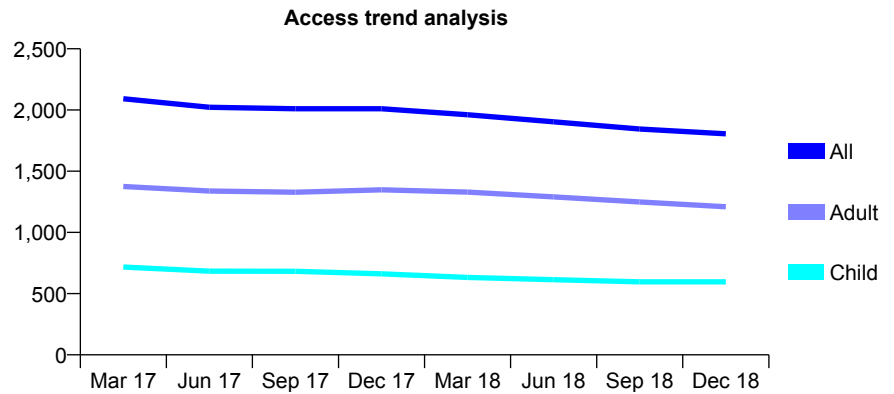
Q52 - Vital Signs At a Glance Contract Report for 855464/0004 - December 2018

Name or company name	MR JA KHAN
Contract type name	GDS Contract
Purpose of contract	General
Contract start date	29/08/2012
Contract end date	

18/19 Contracted general activity (UDA)	5,250
Carry forward general activity (UDA)	0
18/19 Contracted orthodontic activity (UOA)	0
Carry forward orthodontic activity (UOA)	0
Baseline contract value	£145,034.03

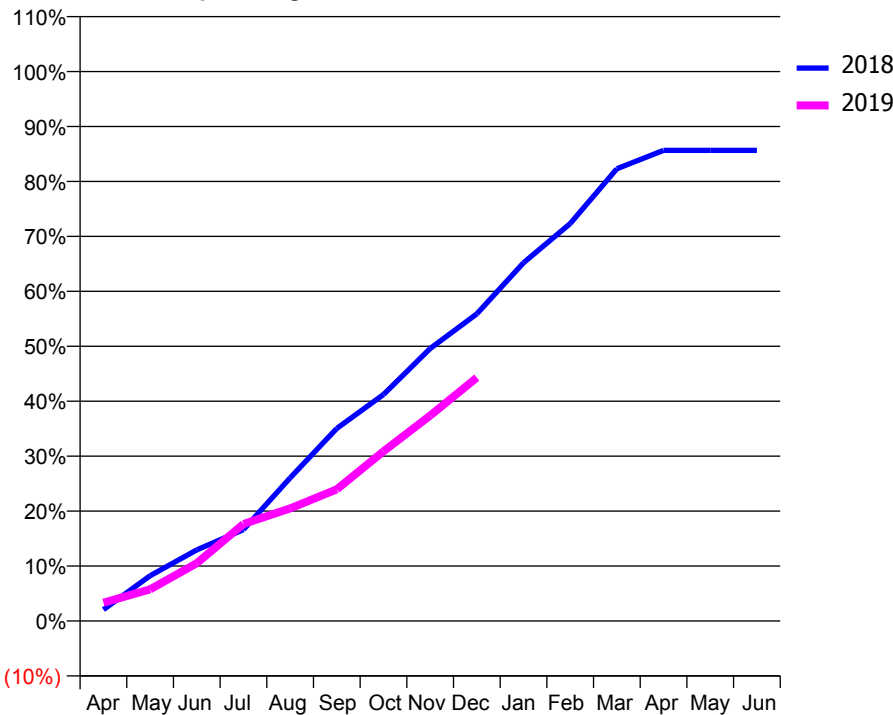
ACCESS*

Patients seen in 24 months	Total	Change since previous quarter
Quarter ending December 2017	2,010	
Quarter ending March 2018	1,961	↓
Quarter ending June 2018	1,904	↓
Quarter ending September 2018	1,845	↓
Quarter ending December 2018	1,806	↓
Variance since December 2017	(10.1%)	↓



ACTIVITY

Cumulative percentage of contracted UDA delivered 2018 & 2019



Month	Adjusted Scheduled Activity (UDA)	
	2018	2019
April	109	176
May	433	303
June	679	552
July	873	927
August	1,368	1,076
September	1,841	1,258
October	2,163	1,622
November	2,603	1,962
December	2,935	2,326
January	3,423	
February	3,797	
March	4,321	
April	4,497	
May	4,497	
June	4,497	

QUALITY

	Quantity	Base Number	Contract	AT	Region	England
% of FP17s for the same patient ID Re-attending within 3 months - Children	44	712	6.2%	10.2%	12.3%	11.8%
% of FP17s for the same patient ID Re-attending within 3 months - Adults	51	770	6.6%	13.7%	15.8%	15.6%
% of FP17s for the same patient ID Re-attending between 3 & 9 months - Children	479	712	67.3%	61.5%	60.1%	58.8%
% of FP17s for the same patient ID Re-attending between 3 & 9 months - Adults	259	770	33.6%	55.3%	53.3%	51.0%
% of FP17s for Band 1 Urgent Courses	326	1,400	23.3%	7.9%	9.0%	9.0%
% of FP17s Relating to Free Repair or Replacements	0	1,400	0.0%	0.9%	1.0%	0.8%
% of FP17s Relating to Continuations	0	1,400	0.0%	0.9%	1.0%	0.9%
% of Patients satisfied with the dentistry they have received	0	0	N/A	91.5%	93.8%	93.2%
% of Patients satisfied with the time they had to wait for an appointment	0	0	N/A	86.9%	89.4%	88.3%

* This is based on patients treated on this contract for their most recent course of treatment. Figures in italics indicate the base number of FP17s or Patient Questionnaire responses are less than 100. N/A is shown where the base number of responses is less than 10 during the period. % is calculated as Quantity/Base number*100

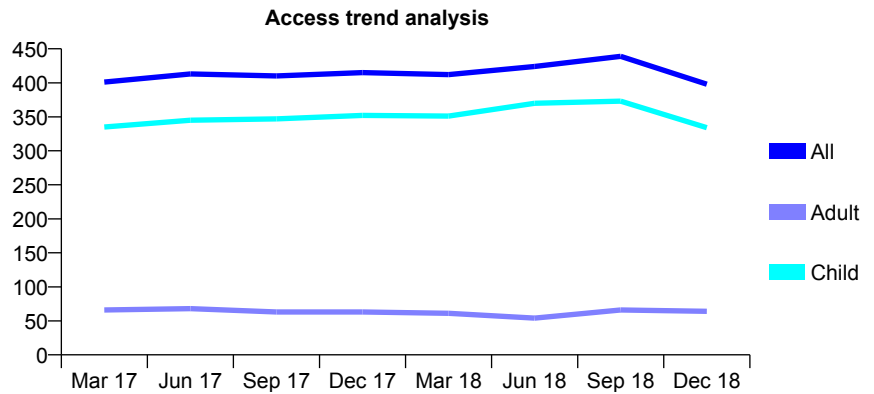
Q52 - Vital Signs At a Glance Contract Report for 857564/0001 - December 2018

Name or company name	MR OD HIGGS
Contract type name	GDS Contract
Purpose of contract	General
Contract start date	15/09/2006
Contract end date	

18/19 Contracted general activity (UDA)	806
Carry forward general activity (UDA)	0
18/19 Contracted orthodontic activity (UOA)	0
Carry forward orthodontic activity (UOA)	0
Baseline contract value	£24,665.43

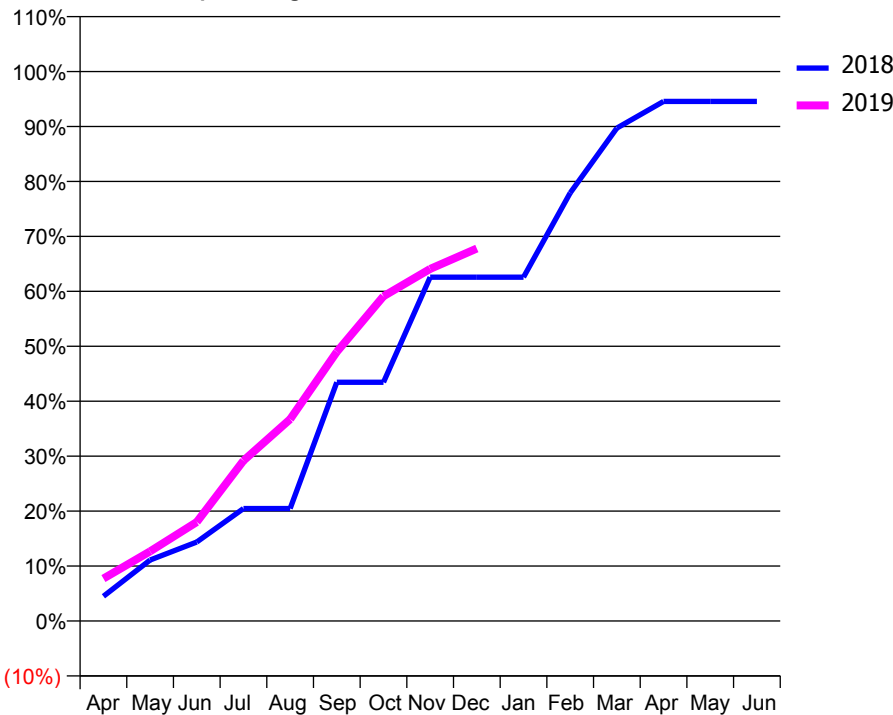
ACCESS*

Patients seen in 24 months	Total	Change since previous quarter
Quarter ending December 2017	415	
Quarter ending March 2018	412	→
Quarter ending June 2018	424	↑
Quarter ending September 2018	439	↑
Quarter ending December 2018	398	↓
Variance since December 2017	(4.1%)	↓



ACTIVITY

Cumulative percentage of contracted UDA delivered 2018 & 2019



Month	Adjusted Scheduled Activity (UDA)	
	2018	2019
April	36	62
May	89	102
June	116	145
July	165	235
August	165	296
September	350	395
October	350	476
November	504	516
December	504	546
January	504	
February	628	
March	723	
April	762	
May	762	
June	762	

QUALITY

	Quantity	Base Number	Contract	AT	Region	England
% of FP17s for the same patient ID Re-attending within 3 months - Children	28	447	6.3%	10.2%	12.3%	11.8%
% of FP17s for the same patient ID Re-attending within 3 months - Adults	3	29	10.3%	13.7%	15.8%	15.6%
% of FP17s for the same patient ID Re-attending between 3 & 9 months - Children	226	447	50.6%	61.5%	60.1%	58.8%
% of FP17s for the same patient ID Re-attending between 3 & 9 months - Adults	15	29	51.7%	55.3%	53.3%	51.0%
% of FP17s for Band 1 Urgent Courses	13	453	2.9%	7.9%	9.0%	9.0%
% of FP17s Relating to Free Repair or Replacements	0	453	0.0%	0.9%	1.0%	0.8%
% of FP17s Relating to Continuations	0	453	0.0%	0.9%	1.0%	0.9%
% of Patients satisfied with the dentistry they have received	0	0	N/A	91.5%	93.8%	93.2%
% of Patients satisfied with the time they had to wait for an appointment	0	0	N/A	86.9%	89.4%	88.3%

* This is based on patients treated on this contract for their most recent course of treatment. Figures in italics indicate the base number of FP17s or Patient Questionnaire responses are less than 100. N/A is shown where the base number of responses is less than 10 during the period. % is calculated as Quantity/Base number*100

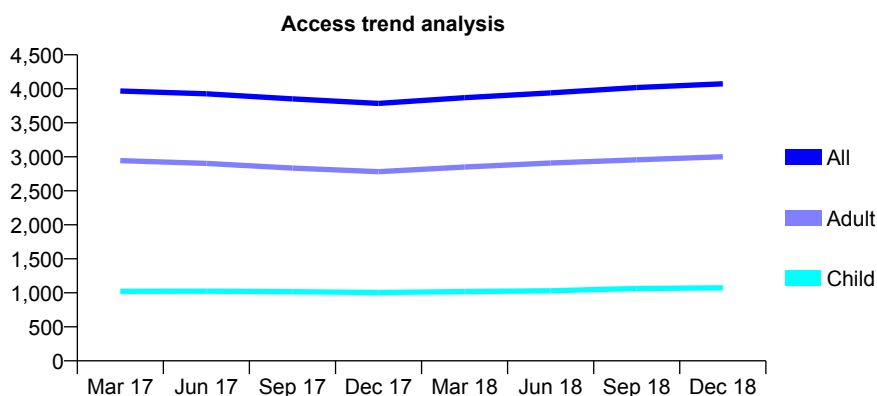
Q52 - Vital Signs At a Glance Contract Report for 905755/0001 - December 2018

Name or company name	MR FN MACPHERSON
Contract type name	GDS Contract
Purpose of contract	General
Contract start date	01/04/2006
Contract end date	

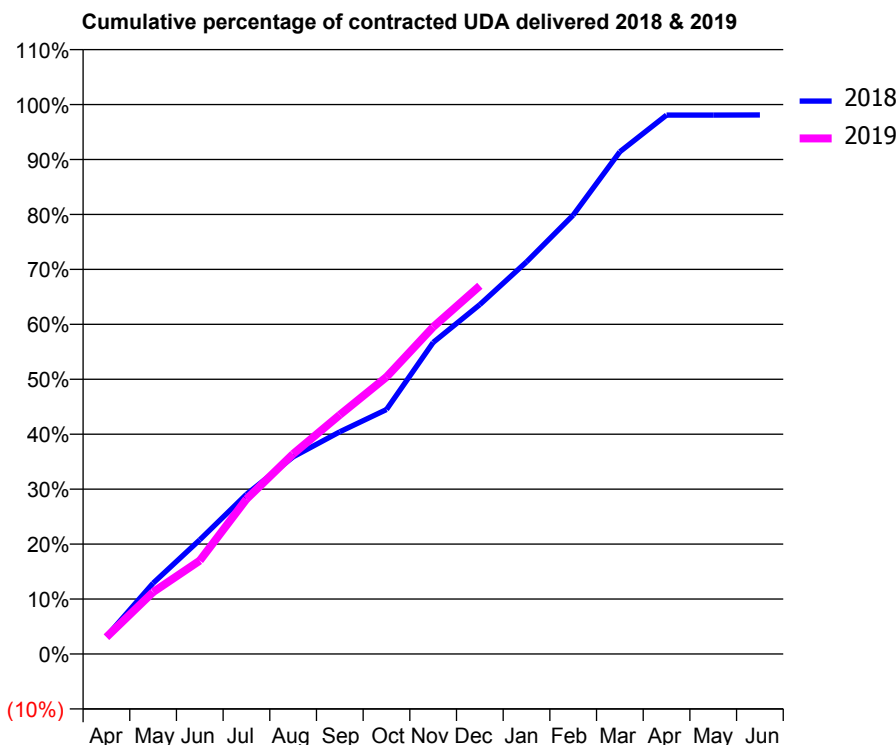
18/19 Contracted general activity (UDA)	10,626
Carry forward general activity (UDA)	0
18/19 Contracted orthodontic activity (UOA)	0
Carry forward orthodontic activity (UOA)	0
Baseline contract value	£271,940.31

ACCESS*

Patients seen in 24 months	Total	Change since previous quarter
Quarter ending December 2017	3,786	
Quarter ending March 2018	3,869	↑
Quarter ending June 2018	3,940	→
Quarter ending September 2018	4,019	↑
Quarter ending December 2018	4,074	→
Variance since December 2017	7.6%	↑



ACTIVITY



Adjusted Scheduled Activity (UDA)		
Month	2018	2019
April	340	326
May	1,370	1,197
June	2,208	1,807
July	3,087	2,995
August	3,813	3,870
September	4,297	4,625
October	4,729	5,356
November	6,024	6,324
December	6,756	7,120
January	7,583	
February	8,486	
March	9,713	
April	10,421	
May	10,422	
June	10,425	

QUALITY

	Quantity	Base Number	Contract	AT	Region	England
% of FP17s for the same patient ID Re-attending within 3 months - Children	83	1,281	6.5%	10.2%	12.3%	11.8%
% of FP17s for the same patient ID Re-attending within 3 months - Adults	703	3,645	19.3%	13.7%	15.8%	15.6%
% of FP17s for the same patient ID Re-attending between 3 & 9 months - Children	801	1,281	62.5%	61.5%	60.1%	58.8%
% of FP17s for the same patient ID Re-attending between 3 & 9 months - Adults	2,113	3,645	58.0%	55.3%	53.3%	51.0%
% of FP17s for Band 1 Urgent Courses	494	4,631	10.7%	7.9%	9.0%	9.0%
% of FP17s Relating to Free Repair or Replacements	36	4,631	0.8%	0.9%	1.0%	0.8%
% of FP17s Relating to Continuations	57	4,631	1.2%	0.9%	1.0%	0.9%
% of Patients satisfied with the dentistry they have received	2	2	N/A	91.5%	93.8%	93.2%
% of Patients satisfied with the time they had to wait for an appointment	1	2	N/A	86.9%	89.4%	88.3%

* This is based on patients treated on this contract for their most recent course of treatment. Figures in italics indicate the base number of FP17s or Patient Questionnaire responses are less than 100. N/A is shown where the base number of responses is less than 10 during the period. % is calculated as Quantity/Base number*100

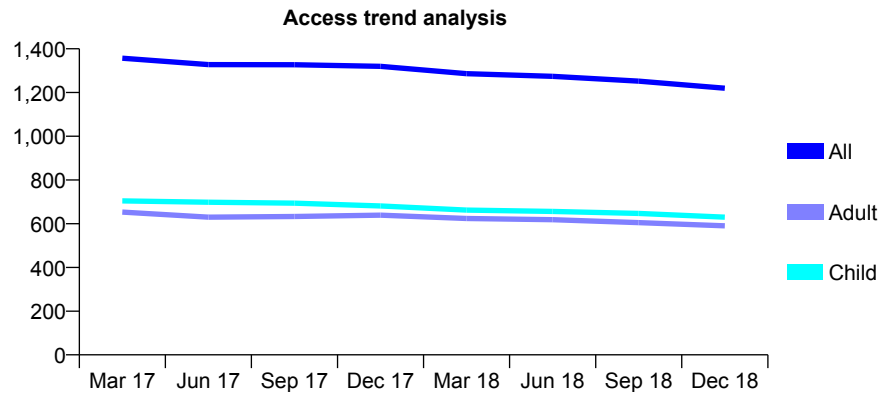
Q52 - Vital Signs At a Glance Contract Report for 911291/0001 - December 2018

Name or company name	MR JG PEARSON
Contract type name	GDS Contract
Purpose of contract	General
Contract start date	01/04/2006
Contract end date	

18/19 Contracted general activity (UDA)	5,000
Carry forward general activity (UDA)	0
18/19 Contracted orthodontic activity (UOA)	0
Carry forward orthodontic activity (UOA)	0
Baseline contract value	£119,639.25

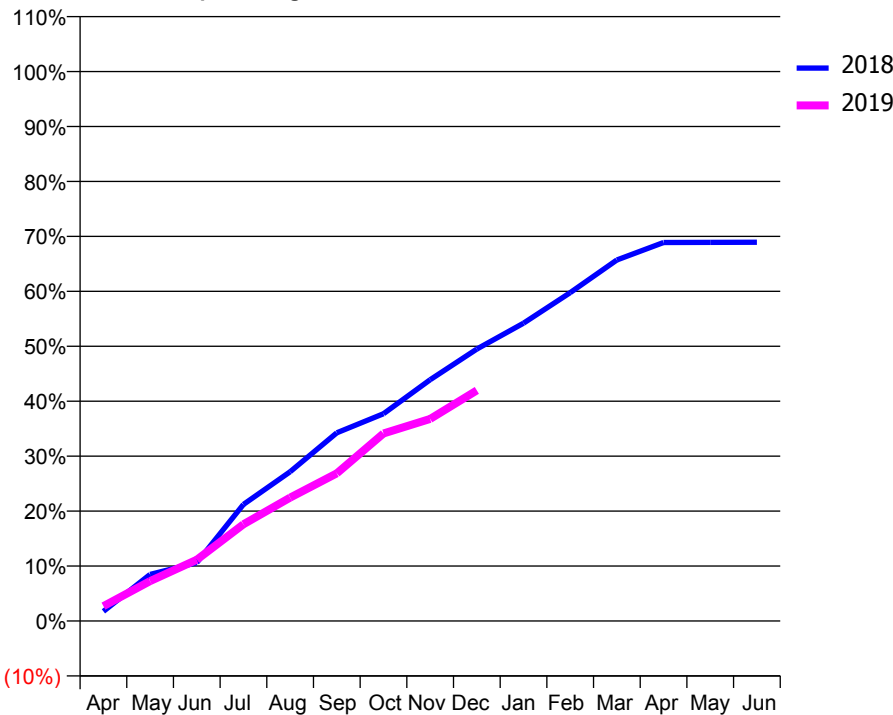
ACCESS*

Patients seen in 24 months	Total	Change since previous quarter
Quarter ending December 2017	1,320	
Quarter ending March 2018	1,286	↓
Quarter ending June 2018	1,274	→
Quarter ending September 2018	1,252	↓
Quarter ending December 2018	1,220	↓
Variance since December 2017	(7.6%)	↓



ACTIVITY

Cumulative percentage of contracted UDA delivered 2018 & 2019



Month	Adjusted Scheduled Activity (UDA)	
	2018	2019
April	88	136
May	424	363
June	531	557
July	1,061	881
August	1,358	1,122
September	1,713	1,343
October	1,886	1,706
November	2,195	1,839
December	2,475	2,098
January	2,710	
February	2,987	
March	3,285	
April	3,444	
May	3,445	
June	3,446	

QUALITY

	Quantity	Base Number	Contract	AT	Region	England
% of FP17s for the same patient ID Re-attending within 3 months - Children	52	731	7.1%	10.2%	12.3%	11.8%
% of FP17s for the same patient ID Re-attending within 3 months - Adults	86	541	15.9%	13.7%	15.8%	15.6%
% of FP17s for the same patient ID Re-attending between 3 & 9 months - Children	488	731	66.8%	61.5%	60.1%	58.8%
% of FP17s for the same patient ID Re-attending between 3 & 9 months - Adults	339	541	62.7%	55.3%	53.3%	51.0%
% of FP17s for Band 1 Urgent Courses	91	1,183	7.7%	7.9%	9.0%	9.0%
% of FP17s Relating to Free Repair or Replacements	0	1,183	0.0%	0.9%	1.0%	0.8%
% of FP17s Relating to Continuations	6	1,183	0.5%	0.9%	1.0%	0.9%
% of Patients satisfied with the dentistry they have received	0	0	N/A	91.5%	93.8%	93.2%
% of Patients satisfied with the time they had to wait for an appointment	0	0	N/A	86.9%	89.4%	88.3%

* This is based on patients treated on this contract for their most recent course of treatment. Figures in italics indicate the base number of FP17s or Patient Questionnaire responses are less than 100. N/A is shown where the base number of responses is less than 10 during the period. % is calculated as Quantity/Base number*100

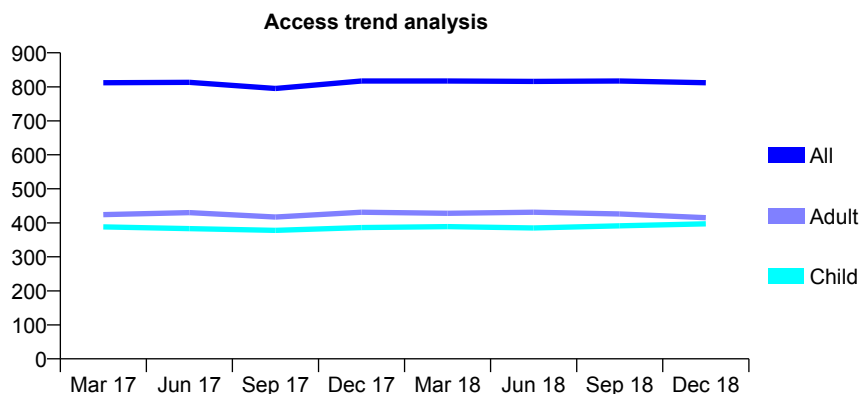
Q52 - Vital Signs At a Glance Contract Report for 913103/0001 - December 2018

Name or company name	MRS JM GRAYE
Contract type name	GDS Contract
Purpose of contract	General
Contract start date	01/04/2006
Contract end date	

18/19 Contracted general activity (UDA)	2,419
Carry forward general activity (UDA)	32
18/19 Contracted orthodontic activity (UOA)	0
Carry forward orthodontic activity (UOA)	0
Baseline contract value	£54,603.32

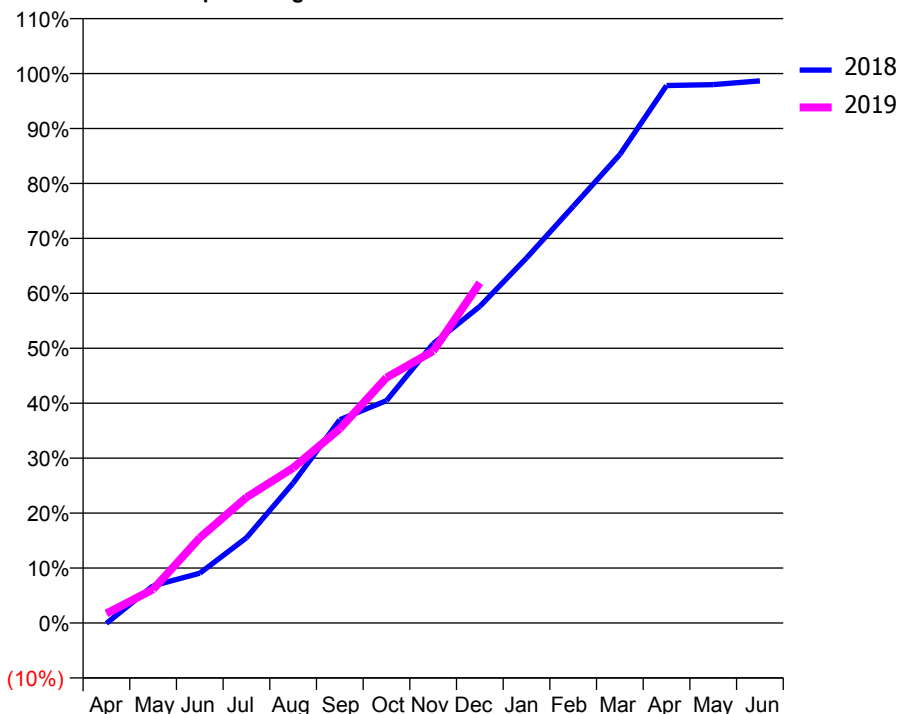
ACCESS*

Patients seen in 24 months	Total	Change since previous quarter
Quarter ending December 2017	817	
Quarter ending March 2018	817	→
Quarter ending June 2018	816	→
Quarter ending September 2018	817	→
Quarter ending December 2018	812	→
Variance since December 2017	(0.6%)	→



ACTIVITY

Cumulative percentage of contracted UDA delivered 2018 & 2019



Adjusted Scheduled Activity (UDA)		
Month	2018	2019
April	-2	42
May	164	148
June	219	375
July	376	553
August	616	683
September	895	856
October	979	1,081
November	1,230	1,197
December	1,394	1,498
January	1,607	
February	1,834	
March	2,062	
April	2,366	
May	2,370	
June	2,387	

QUALITY

	Quantity	Base Number	Contract	AT	Region	England
% of FP17s for the same patient ID Re-attending within 3 months - Children	48	574	8.4%	10.2%	12.3%	11.8%
% of FP17s for the same patient ID Re-attending within 3 months - Adults	57	471	12.1%	13.7%	15.8%	15.6%
% of FP17s for the same patient ID Re-attending between 3 & 9 months - Children	430	574	74.9%	61.5%	60.1%	58.8%
% of FP17s for the same patient ID Re-attending between 3 & 9 months - Adults	291	471	61.8%	55.3%	53.3%	51.0%
% of FP17s for Band 1 Urgent Courses	29	926	3.1%	7.9%	9.0%	9.0%
% of FP17s Relating to Free Repair or Replacements	0	926	0.0%	0.9%	1.0%	0.8%
% of FP17s Relating to Continuations	0	926	0.0%	0.9%	1.0%	0.9%
% of Patients satisfied with the dentistry they have received	1	1	N/A	91.5%	93.8%	93.2%
% of Patients satisfied with the time they had to wait for an appointment	1	1	N/A	86.9%	89.4%	88.3%

* This is based on patients treated on this contract for their most recent course of treatment. Figures in italics indicate the base number of FP17s or Patient Questionnaire responses are less than 100. N/A is shown where the base number of responses is less than 10 during the period. % is calculated as Quantity/Base number*100

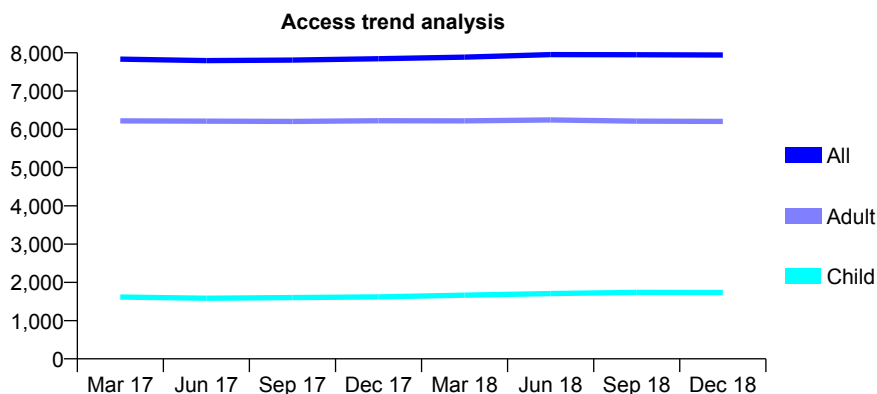
Q52 - Vital Signs At a Glance Contract Report for 914126/0001 - December 2018

Name or company name	MR RM WHITE
Contract type name	GDS Contract
Purpose of contract	General
Contract start date	01/04/2006
Contract end date	

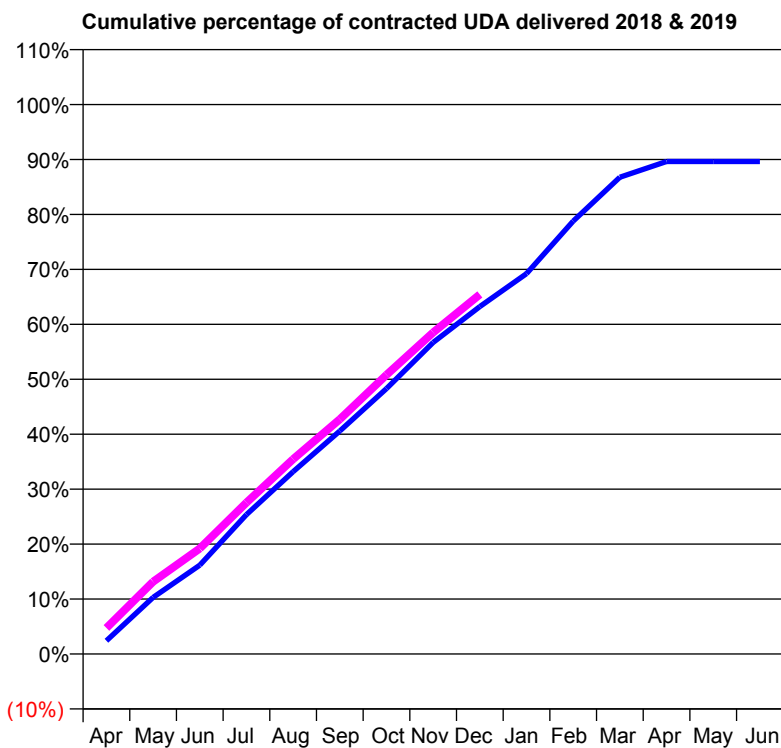
18/19 Contracted general activity (UDA)	22,295
Carry forward general activity (UDA)	0
18/19 Contracted orthodontic activity (UOA)	0
Carry forward orthodontic activity (UOA)	0
Baseline contract value	£612,533.06

ACCESS*

Patients seen in 24 months	Total	Change since previous quarter
Quarter ending December 2017	7,845	
Quarter ending March 2018	7,886	→
Quarter ending June 2018	7,952	→
Quarter ending September 2018	7,949	→
Quarter ending December 2018	7,943	→
Variance since December 2017	1.2%	→



ACTIVITY



Month	Adjusted Scheduled Activity (UDA)	
	2018	2019
April	539	1,056
May	2,296	2,936
June	3,606	4,281
July	5,655	6,144
August	7,400	7,906
September	9,049	9,524
October	10,768	11,327
November	12,641	13,049
December	14,096	14,588
January	15,434	
February	17,564	
March	19,346	
April	19,980	
May	19,984	
June	19,985	

QUALITY

	Quantity	Base Number	Contract	AT	Region	England
% of FP17s for the same patient ID Re-attending within 3 months - Children	104	1,956	5.3%	10.2%	12.3%	11.8%
% of FP17s for the same patient ID Re-attending within 3 months - Adults	946	6,434	14.7%	13.7%	15.8%	15.6%
% of FP17s for the same patient ID Re-attending between 3 & 9 months - Children	1,274	1,956	65.1%	61.5%	60.1%	58.8%
% of FP17s for the same patient ID Re-attending between 3 & 9 months - Adults	2,966	6,434	46.1%	55.3%	53.3%	51.0%
% of FP17s for Band 1 Urgent Courses	756	8,045	9.4%	7.9%	9.0%	9.0%
% of FP17s Relating to Free Repair or Replacements	92	8,045	1.1%	0.9%	1.0%	0.8%
% of FP17s Relating to Continuations	96	8,045	1.2%	0.9%	1.0%	0.9%
% of Patients satisfied with the dentistry they have received	2	3	N/A	91.5%	93.8%	93.2%
% of Patients satisfied with the time they had to wait for an appointment	2	3	N/A	86.9%	89.4%	88.3%

* This is based on patients treated on this contract for their most recent course of treatment. Figures in italics indicate the base number of FP17s or Patient Questionnaire responses are less than 100. N/A is shown where the base number of responses is less than 10 during the period. % is calculated as Quantity/Base number*100

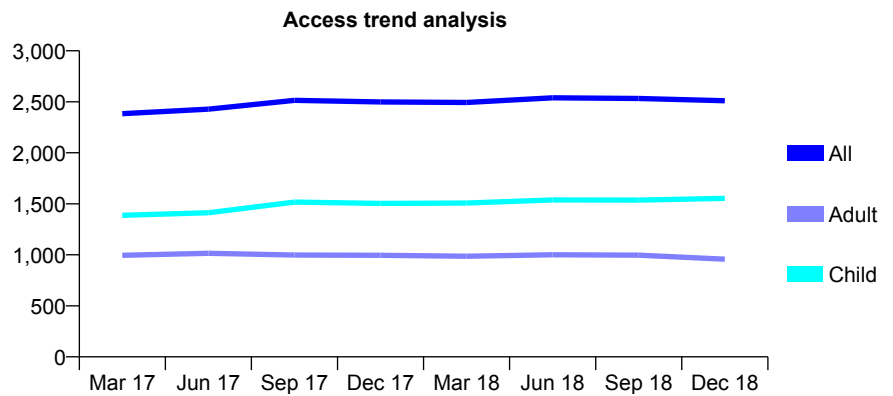
Q52 - Vital Signs At a Glance Contract Report for 914169/0001 - December 2018

Name or company name	MR DS BROWN
Contract type name	GDS Contract
Purpose of contract	General
Contract start date	01/04/2006
Contract end date	

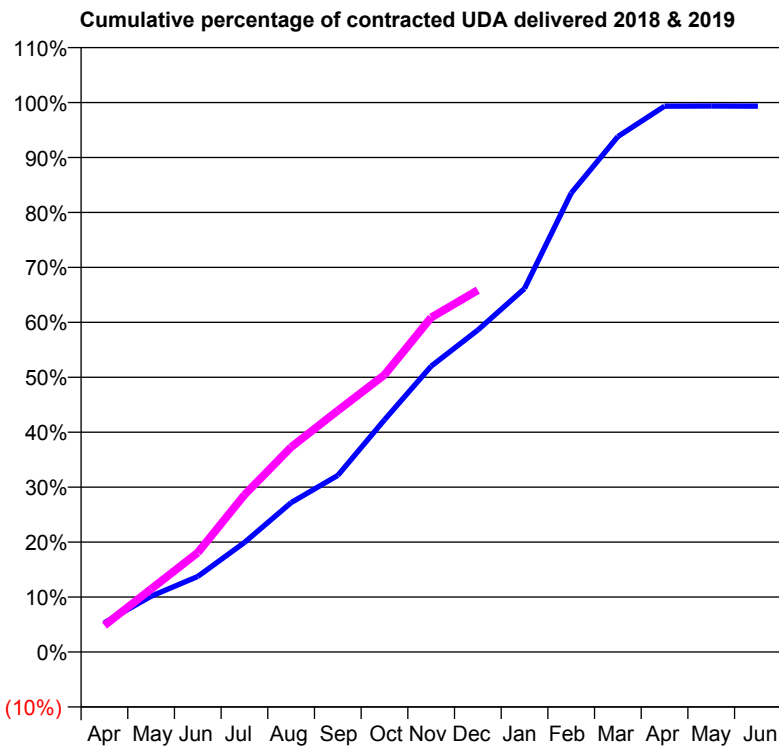
18/19 Contracted general activity (UDA)	7,850
Carry forward general activity (UDA)	0
18/19 Contracted orthodontic activity (UOA)	0
Carry forward orthodontic activity (UOA)	0
Baseline contract value	£279,614.77

ACCESS*

Patients seen in 24 months	Total	Change since previous quarter
Quarter ending December 2017	2,499	
Quarter ending March 2018	2,494	→
Quarter ending June 2018	2,539	→
Quarter ending September 2018	2,533	→
Quarter ending December 2018	2,511	→
Variance since December 2017	0.5%	→



ACTIVITY



Month	Adjusted Scheduled Activity (UDA)	
	2018	2019
April	418	380
May	798	900
June	1,080	1,420
July	1,564	2,245
August	2,134	2,927
September	2,523	3,449
October	3,318	3,960
November	4,083	4,779
December	4,599	5,169
January	5,193	
February	6,556	
March	7,364	
April	7,799	
May	7,801	
June	7,799	

QUALITY

	Quantity	Base Number	Contract	AT	Region	England
% of FP17s for the same patient ID Re-attending within 3 months - Children	184	1,973	9.3%	10.2%	12.3%	11.8%
% of FP17s for the same patient ID Re-attending within 3 months - Adults	225	1,015	22.2%	13.7%	15.8%	15.6%
% of FP17s for the same patient ID Re-attending between 3 & 9 months - Children	1,356	1,973	68.7%	61.5%	60.1%	58.8%
% of FP17s for the same patient ID Re-attending between 3 & 9 months - Adults	594	1,015	58.5%	55.3%	53.3%	51.0%
% of FP17s for Band 1 Urgent Courses	134	2,802	4.8%	7.9%	9.0%	9.0%
% of FP17s Relating to Free Repair or Replacements	0	2,802	0.0%	0.9%	1.0%	0.8%
% of FP17s Relating to Continuations	1	2,802	0.0%	0.9%	1.0%	0.9%
% of Patients satisfied with the dentistry they have received	1	1	N/A	91.5%	93.8%	93.2%
% of Patients satisfied with the time they had to wait for an appointment	1	1	N/A	86.9%	89.4%	88.3%

* This is based on patients treated on this contract for their most recent course of treatment. Figures in italics indicate the base number of FP17s or Patient Questionnaire responses are less than 100. N/A is shown where the base number of responses is less than 10 during the period. % is calculated as Quantity/Base number*100

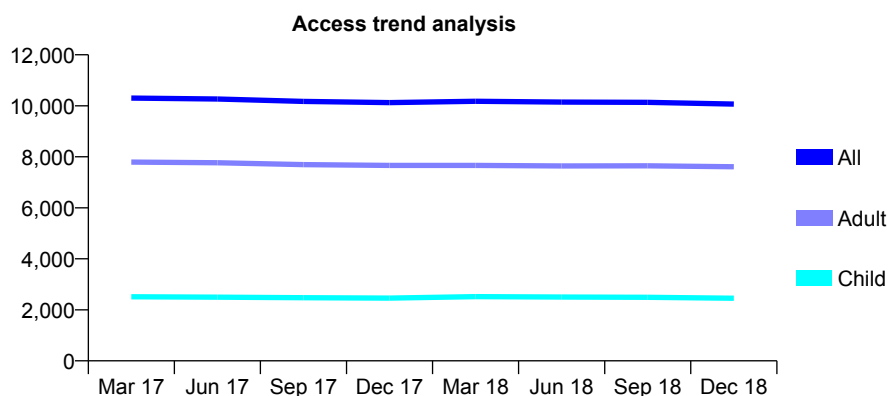
Q52 - Vital Signs At a Glance Contract Report for 915017/0001 - December 2018

Name or company name	MR JP HENDRON
Contract type name	Pilot Contract
Purpose of contract	General
Contract start date	01/04/2006
Contract end date	

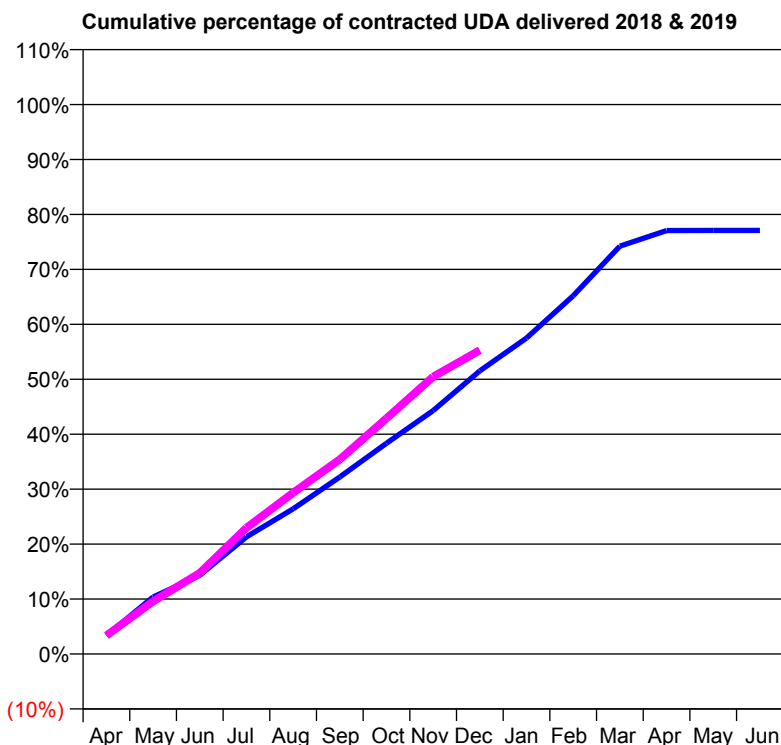
18/19 Contracted general activity (UDA)	30,060
Carry forward general activity (UDA)	0
18/19 Contracted orthodontic activity (UOA)	0
Carry forward orthodontic activity (UOA)	0
Baseline contract value	£940,273.22

ACCESS*

Patients seen in 24 months	Total	Change since previous quarter
Quarter ending December 2017	10,126	
Quarter ending March 2018	10,178	→
Quarter ending June 2018	10,145	→
Quarter ending September 2018	10,135	→
Quarter ending December 2018	10,068	→
Variance since December 2017	(0.6%)	→



ACTIVITY



Adjusted Scheduled Activity (UDA)		
Month	2018	2019
April	1,021	1,014
May	3,118	2,882
June	4,309	4,429
July	6,408	6,908
August	7,940	8,820
September	9,686	10,645
October	11,530	12,892
November	13,313	15,169
December	15,489	16,620
January	17,284	
February	19,594	
March	22,310	
April	23,166	
May	23,171	
June	23,171	

QUALITY

	Quantity	Base Number	Contract	AT	Region	England
% of FP17s for the same patient ID Re-attending within 3 months - Children	155	2,893	5.4%	10.2%	12.3%	11.8%
% of FP17s for the same patient ID Re-attending within 3 months - Adults	518	6,575	7.9%	13.7%	15.8%	15.6%
% of FP17s for the same patient ID Re-attending between 3 & 9 months - Children	1,964	2,893	67.9%	61.5%	60.1%	58.8%
% of FP17s for the same patient ID Re-attending between 3 & 9 months - Adults	3,208	6,575	48.8%	55.3%	53.3%	51.0%
% of FP17s for Band 1 Urgent Courses	348	9,011	3.9%	7.9%	9.0%	9.0%
% of FP17s Relating to Free Repair or Replacements	44	9,011	0.5%	0.9%	1.0%	0.8%
% of FP17s Relating to Continuations	111	9,011	1.2%	0.9%	1.0%	0.9%
% of Patients satisfied with the dentistry they have received	0	0	N/A	91.5%	93.8%	93.2%
% of Patients satisfied with the time they had to wait for an appointment	0	0	N/A	86.9%	89.4%	88.3%

* This is based on patients treated on this contract for their most recent course of treatment. Figures in italics indicate the base number of FP17s or Patient Questionnaire responses are less than 100. N/A is shown where the base number of responses is less than 10 during the period. % is calculated as Quantity/Base number*100

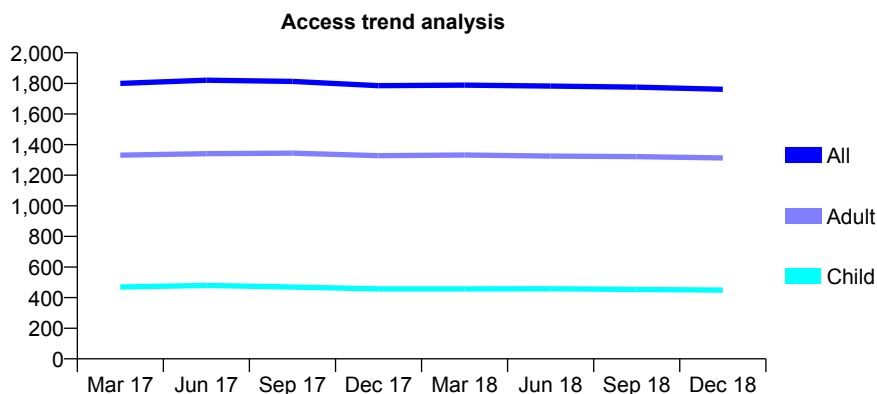
Q52 - Vital Signs At a Glance Contract Report for 915467/0001 - December 2018

Name or company name	MR A STEVENSON
Contract type name	PDS Contract
Purpose of contract	General
Contract start date	01/04/2006
Contract end date	31/03/2021

18/19 Contracted general activity (UDA)	5,620
Carry forward general activity (UDA)	-6
18/19 Contracted orthodontic activity (UOA)	0
Carry forward orthodontic activity (UOA)	0
Baseline contract value	£158,227.95

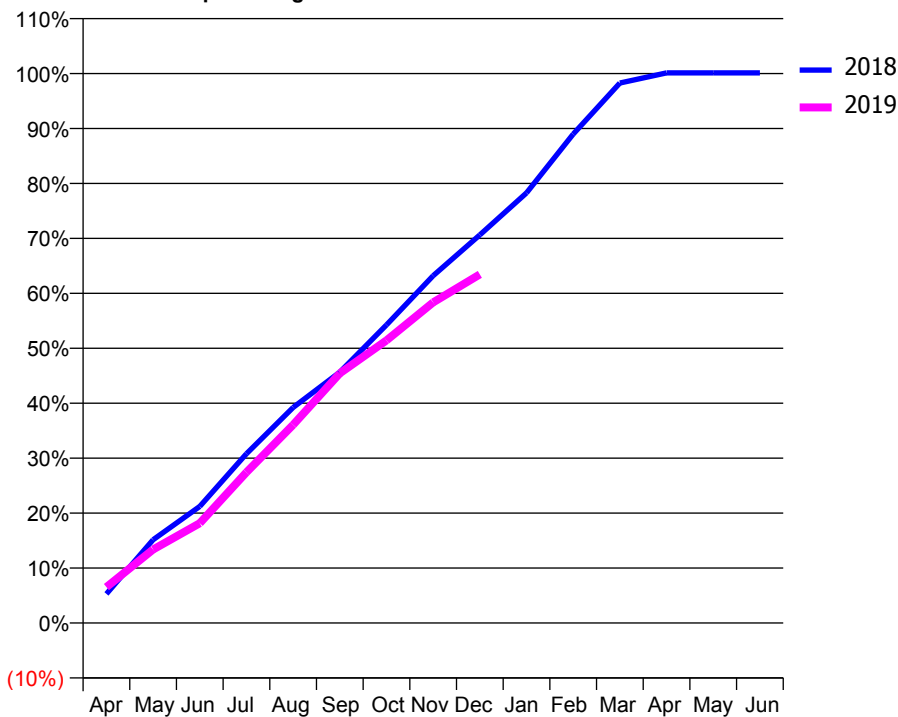
ACCESS*

Patients seen in 24 months	Total	Change since previous quarter
Quarter ending December 2017	1,785	
Quarter ending March 2018	1,789	→
Quarter ending June 2018	1,783	→
Quarter ending September 2018	1,776	→
Quarter ending December 2018	1,762	→
Variance since December 2017	(1.3%)	↓



ACTIVITY

Cumulative percentage of contracted UDA delivered 2018 & 2019



Month	Adjusted Scheduled Activity (UDA)	
	2018	2019
April	298	368
May	852	753
June	1,193	1,020
July	1,731	1,542
August	2,205	2,027
September	2,567	2,554
October	3,048	2,891
November	3,552	3,279
December	3,970	3,565
January	4,399	
February	5,000	
March	5,523	
April	5,626	
May	5,626	
June	5,626	

QUALITY

	Quantity	Base Number	Contract	AT	Region	England
% of FP17s for the same patient ID Re-attending within 3 months - Children	13	360	3.6%	10.2%	12.3%	11.8%
% of FP17s for the same patient ID Re-attending within 3 months - Adults	263	1,335	19.7%	13.7%	15.8%	15.6%
% of FP17s for the same patient ID Re-attending between 3 & 9 months - Children	142	360	39.4%	61.5%	60.1%	58.8%
% of FP17s for the same patient ID Re-attending between 3 & 9 months - Adults	560	1,335	41.9%	55.3%	53.3%	51.0%
% of FP17s for Band 1 Urgent Courses	35	1,644	2.1%	7.9%	9.0%	9.0%
% of FP17s Relating to Free Repair or Replacements	2	1,644	0.1%	0.9%	1.0%	0.8%
% of FP17s Relating to Continuations	83	1,644	5.0%	0.9%	1.0%	0.9%
% of Patients satisfied with the dentistry they have received	0	0	N/A	91.5%	93.8%	93.2%
% of Patients satisfied with the time they had to wait for an appointment	0	0	N/A	86.9%	89.4%	88.3%

* This is based on patients treated on this contract for their most recent course of treatment. Figures in italics indicate the base number of FP17s or Patient Questionnaire responses are less than 100. N/A is shown where the base number of responses is less than 10 during the period. % is calculated as Quantity/Base number*100

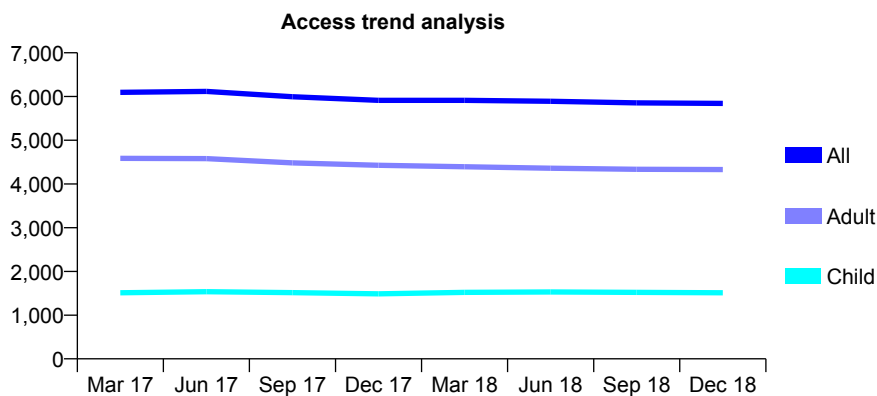
Q52 - Vital Signs At a Glance Contract Report for 917370/0011 - December 2018

Name or company name	57 Dental Care
Contract type name	GDS Contract
Purpose of contract	General
Contract start date	14/04/2008
Contract end date	

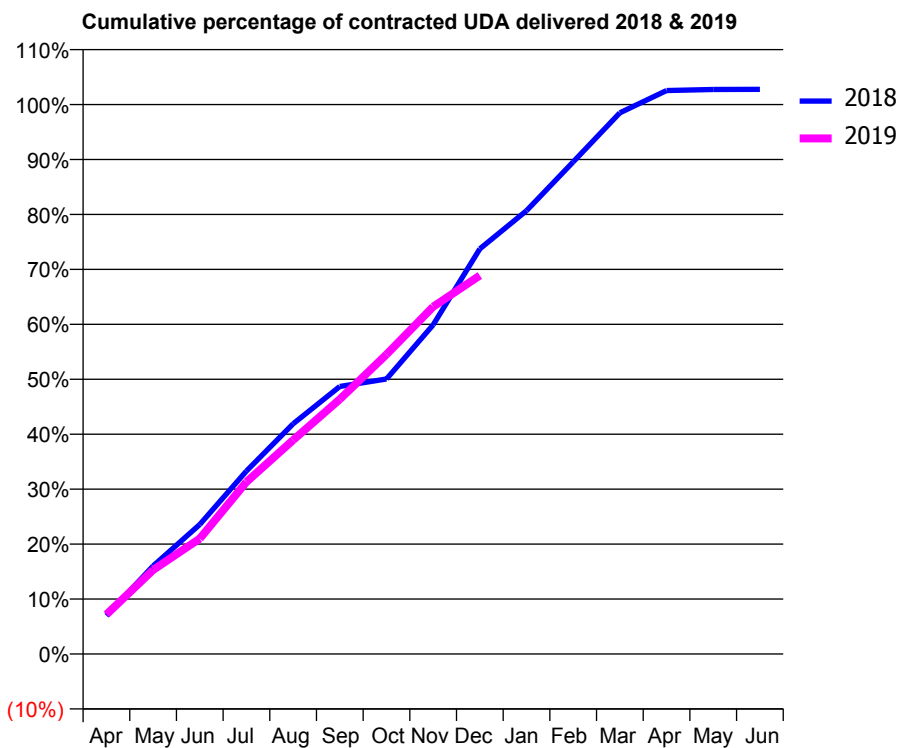
18/19 Contracted general activity (UDA)	15,000
Carry forward general activity (UDA)	-300
18/19 Contracted orthodontic activity (UOA)	0
Carry forward orthodontic activity (UOA)	0
Baseline contract value	£442,102.47

ACCESS*

Patients seen in 24 months	Total	Change since previous quarter
Quarter ending December 2017	5,913	
Quarter ending March 2018	5,912	→
Quarter ending June 2018	5,891	→
Quarter ending September 2018	5,855	→
Quarter ending December 2018	5,841	→
Variance since December 2017	(1.2%)	↓



ACTIVITY



Month	Adjusted Scheduled Activity (UDA)	
	2018	2019
April	1,045	1,079
May	2,404	2,295
June	3,538	3,151
July	4,997	4,699
August	6,284	5,841
September	7,305	6,954
October	7,508	8,178
November	8,985	9,481
December	11,060	10,332
January	12,101	
February	13,435	
March	14,774	
April	15,380	
May	15,409	
June	15,414	

QUALITY

	Quantity	Base Number	Contract	AT	Region	England
% of FP17s for the same patient ID Re-attending within 3 months - Children	122	1,596	7.6%	10.2%	12.3%	11.8%
% of FP17s for the same patient ID Re-attending within 3 months - Adults	578	4,118	14.0%	13.7%	15.8%	15.6%
% of FP17s for the same patient ID Re-attending between 3 & 9 months - Children	894	1,596	56.0%	61.5%	60.1%	58.8%
% of FP17s for the same patient ID Re-attending between 3 & 9 months - Adults	1,870	4,118	45.4%	55.3%	53.3%	51.0%
% of FP17s for Band 1 Urgent Courses	584	5,029	11.6%	7.9%	9.0%	9.0%
% of FP17s Relating to Free Repair or Replacements	49	5,029	1.0%	0.9%	1.0%	0.8%
% of FP17s Relating to Continuations	29	5,029	0.6%	0.9%	1.0%	0.9%
% of Patients satisfied with the dentistry they have received	0	0	N/A	91.5%	93.8%	93.2%
% of Patients satisfied with the time they had to wait for an appointment	0	0	N/A	86.9%	89.4%	88.3%

* This is based on patients treated on this contract for their most recent course of treatment. Figures in italics indicate the base number of FP17s or Patient Questionnaire responses are less than 100. N/A is shown where the base number of responses is less than 10 during the period. % is calculated as Quantity/Base number*100

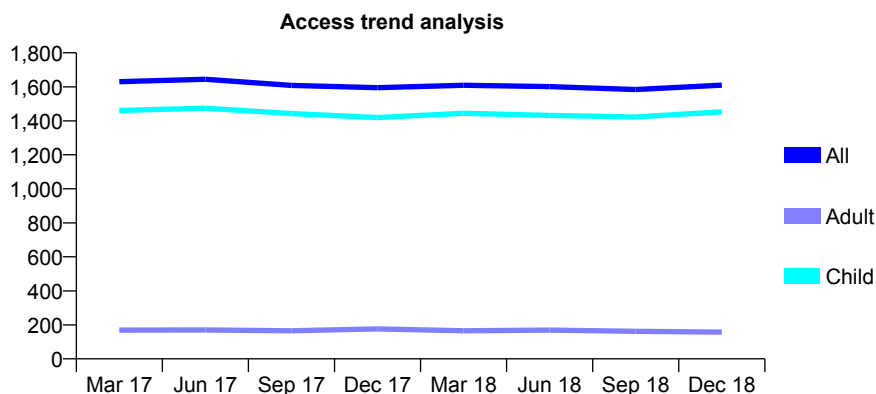
Q52 - Vital Signs At a Glance Contract Report for 917990/0001 - December 2018

Name or company name	MISS L TAYLOR
Contract type name	GDS Contract
Purpose of contract	General
Contract start date	01/04/2006
Contract end date	

18/19 Contracted general activity (UDA)	3,898
Carry forward general activity (UDA)	16
18/19 Contracted orthodontic activity (UOA)	0
Carry forward orthodontic activity (UOA)	0
Baseline contract value	£95,960.78

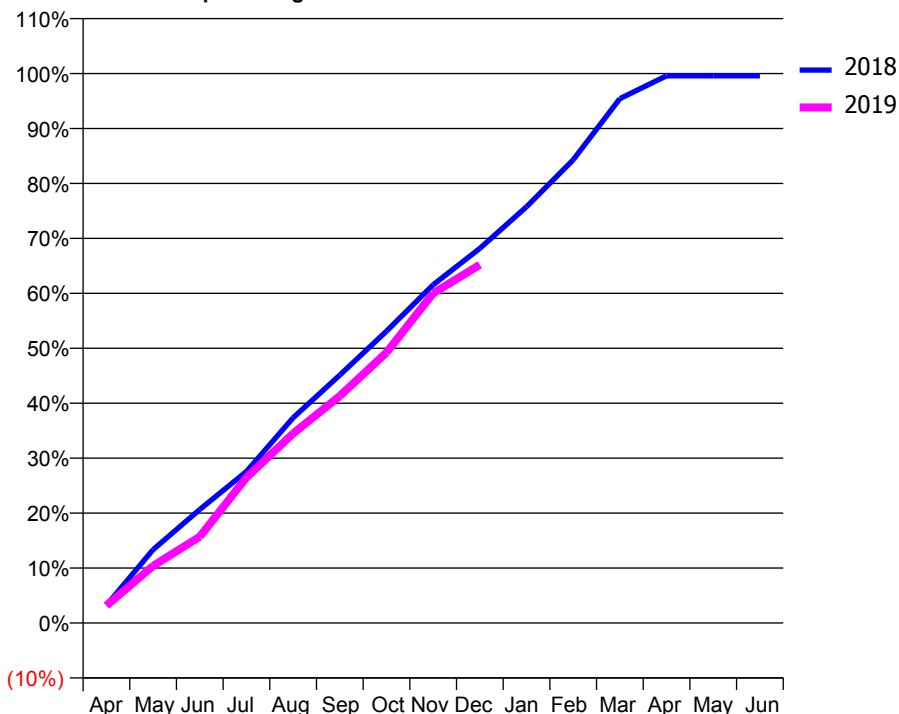
ACCESS*

Patients seen in 24 months	Total	Change since previous quarter
Quarter ending December 2017	1,595	
Quarter ending March 2018	1,609	→
Quarter ending June 2018	1,601	→
Quarter ending September 2018	1,584	↓
Quarter ending December 2018	1,610	→
Variance since December 2017	0.9%	→



ACTIVITY

Cumulative percentage of contracted UDA delivered 2018 & 2019



Month	Adjusted Scheduled Activity (UDA)	
	2018	2019
April	126	123
May	521	406
June	805	613
July	1,075	1,032
August	1,456	1,345
September	1,759	1,611
October	2,070	1,919
November	2,399	2,339
December	2,657	2,541
January	2,952	
February	3,286	
March	3,719	
April	3,882	
May	3,882	
June	3,882	

QUALITY

	Quantity	Base Number	Contract	AT	Region	England
% of FP17s for the same patient ID Re-attending within 3 months - Children	122	1,767	6.9%	10.2%	12.3%	11.8%
% of FP17s for the same patient ID Re-attending within 3 months - Adults	6	54	11.1%	13.7%	15.8%	15.6%
% of FP17s for the same patient ID Re-attending between 3 & 9 months - Children	1,278	1,767	72.3%	61.5%	60.1%	58.8%
% of FP17s for the same patient ID Re-attending between 3 & 9 months - Adults	41	54	75.9%	55.3%	53.3%	51.0%
% of FP17s for Band 1 Urgent Courses	31	1,720	1.8%	7.9%	9.0%	9.0%
% of FP17s Relating to Free Repair or Replacements	0	1,720	0.0%	0.9%	1.0%	0.8%
% of FP17s Relating to Continuations	0	1,720	0.0%	0.9%	1.0%	0.9%
% of Patients satisfied with the dentistry they have received	0	0	N/A	91.5%	93.8%	93.2%
% of Patients satisfied with the time they had to wait for an appointment	0	0	N/A	86.9%	89.4%	88.3%

* This is based on patients treated on this contract for their most recent course of treatment. Figures in italics indicate the base number of FP17s or Patient Questionnaire responses are less than 100. N/A is shown where the base number of responses is less than 10 during the period. % is calculated as Quantity/Base number*100

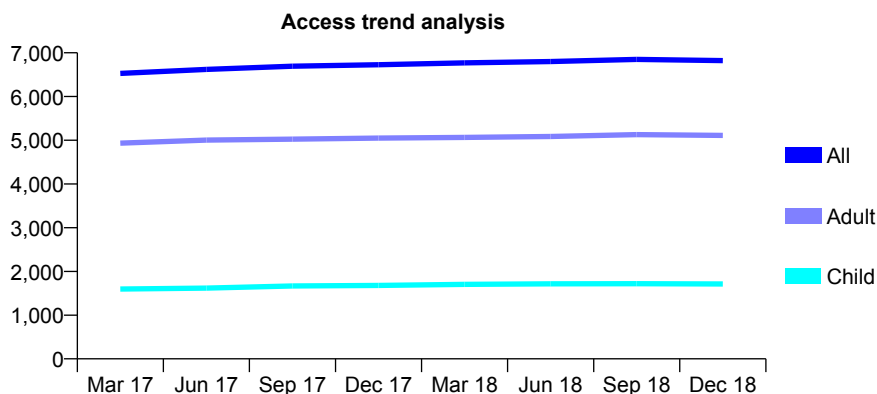
Q52 - Vital Signs At a Glance Contract Report for 919861/0001 - December 2018

Name or company name	MRS SJ BARRETT
Contract type name	PDS Contract
Purpose of contract	General
Contract start date	01/04/2006
Contract end date	31/03/2021

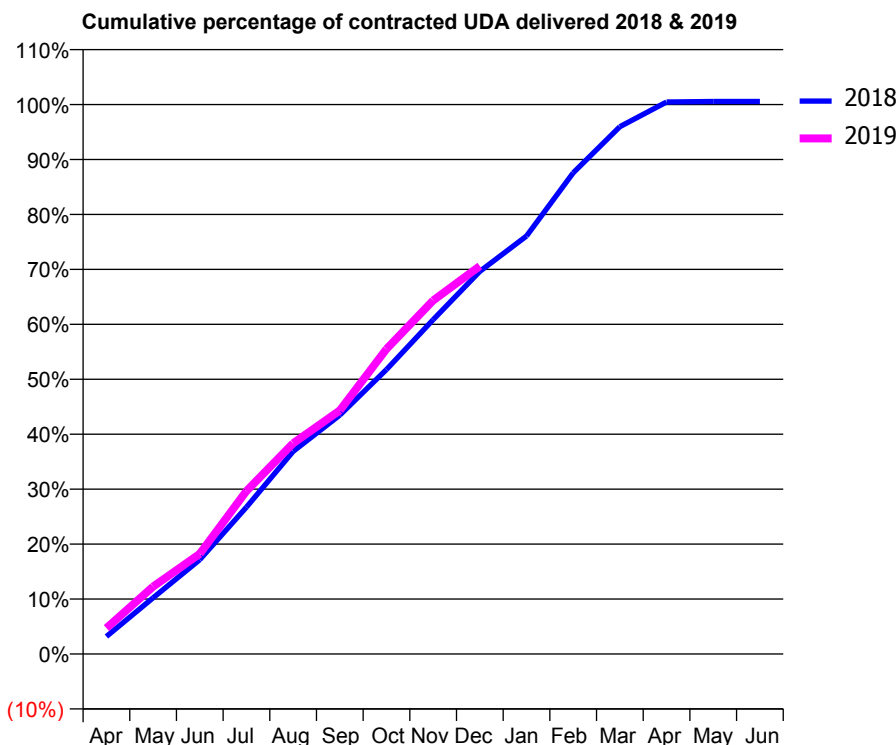
18/19 Contracted general activity (UDA)	21,548
Carry forward general activity (UDA)	-118
18/19 Contracted orthodontic activity (UOA)	0
Carry forward orthodontic activity (UOA)	0
Baseline contract value	£628,730.05

ACCESS*

Patients seen in 24 months	Total	Change since previous quarter
Quarter ending December 2017	6,727	
Quarter ending March 2018	6,771	→
Quarter ending June 2018	6,801	→
Quarter ending September 2018	6,848	→
Quarter ending December 2018	6,823	→
Variance since December 2017	1.4%	→



ACTIVITY



Month	Adjusted Scheduled Activity (UDA)	
	2018	2019
April	688	1,018
May	2,204	2,643
June	3,702	3,932
July	5,762	6,392
August	7,943	8,265
September	9,370	9,553
October	11,157	11,960
November	13,112	13,865
December	15,006	15,215
January	16,391	
February	18,871	
March	20,679	
April	21,648	
May	21,667	
June	21,666	

QUALITY

	Quantity	Base Number	Contract	AT	Region	England
% of FP17s for the same patient ID Re-attending within 3 months - Children	129	1,970	6.5%	10.2%	12.3%	11.8%
% of FP17s for the same patient ID Re-attending within 3 months - Adults	888	5,826	15.2%	13.7%	15.8%	15.6%
% of FP17s for the same patient ID Re-attending between 3 & 9 months - Children	1,281	1,970	65.0%	61.5%	60.1%	58.8%
% of FP17s for the same patient ID Re-attending between 3 & 9 months - Adults	3,522	5,826	60.5%	55.3%	53.3%	51.0%
% of FP17s for Band 1 Urgent Courses	616	7,383	8.3%	7.9%	9.0%	9.0%
% of FP17s Relating to Free Repair or Replacements	151	7,383	2.0%	0.9%	1.0%	0.8%
% of FP17s Relating to Continuations	138	7,383	1.9%	0.9%	1.0%	0.9%
% of Patients satisfied with the dentistry they have received	1	1	N/A	91.5%	93.8%	93.2%
% of Patients satisfied with the time they had to wait for an appointment	1	1	N/A	86.9%	89.4%	88.3%

* This is based on patients treated on this contract for their most recent course of treatment. Figures in italics indicate the base number of FP17s or Patient Questionnaire responses are less than 100. N/A is shown where the base number of responses is less than 10 during the period. % is calculated as Quantity/Base number*100

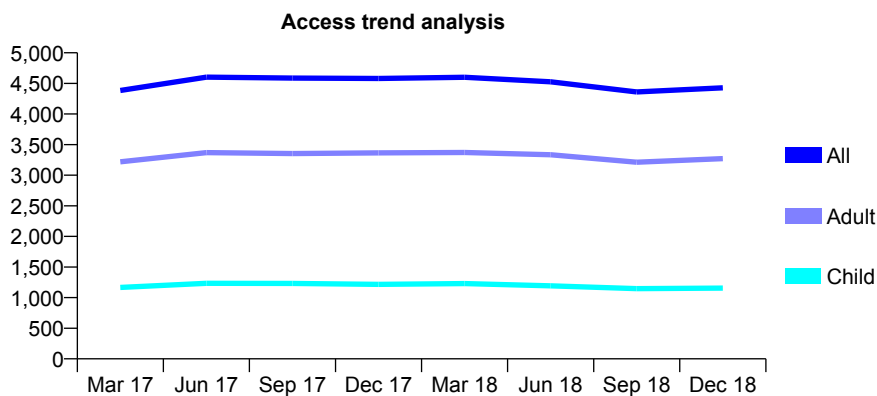
Q52 - Vital Signs At a Glance Contract Report for 929271/0001 - December 2018

Name or company name	MISS R PRASAD
Contract type name	GDS Contract
Purpose of contract	General
Contract start date	01/04/2006
Contract end date	

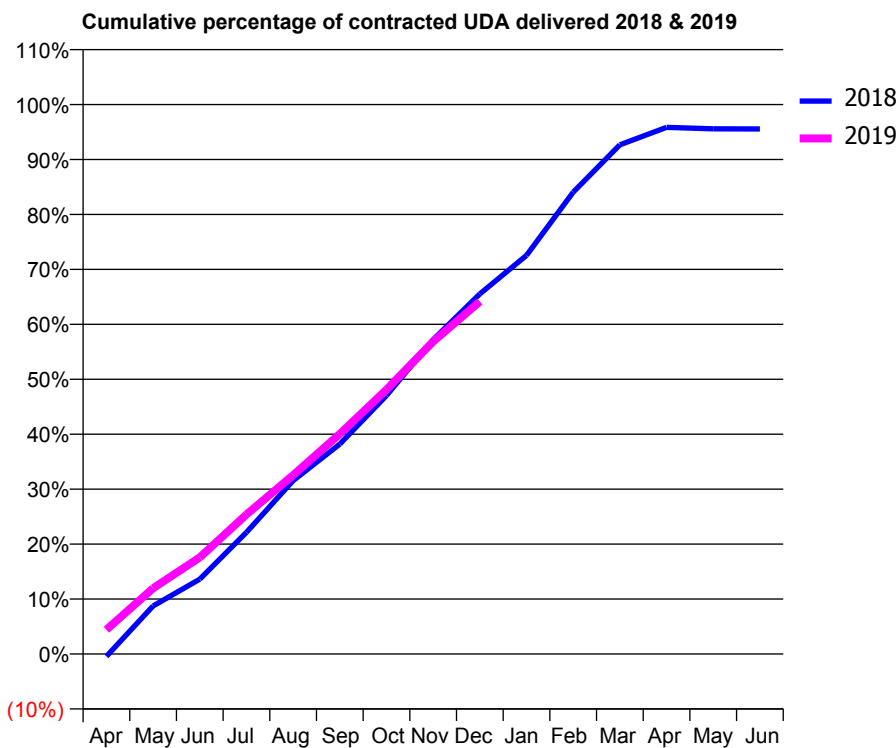
18/19 Contracted general activity (UDA)	14,610
Carry forward general activity (UDA)	0
18/19 Contracted orthodontic activity (UOA)	0
Carry forward orthodontic activity (UOA)	0
Baseline contract value	£332,994.60

ACCESS*

Patients seen in 24 months	Total	Change since previous quarter
Quarter ending December 2017	4,581	
Quarter ending March 2018	4,601	→
Quarter ending June 2018	4,527	↓
Quarter ending September 2018	4,360	↓
Quarter ending December 2018	4,428	→
Variance since December 2017	(3.3%)	↓



ACTIVITY



Month	Adjusted Scheduled Activity (UDA)	
	2018	2019
April	-65	648
May	1,279	1,751
June	1,989	2,568
July	3,236	3,712
August	4,611	4,755
September	5,582	5,852
October	6,873	7,030
November	8,359	8,307
December	9,576	9,372
January	10,598	
February	12,279	
March	13,537	
April	14,002	
May	13,962	
June	13,959	

QUALITY

	Quantity	Base Number	Contract	AT	Region	England
% of FP17s for the same patient ID Re-attending within 3 months - Children	74	1,107	6.7%	10.2%	12.3%	11.8%
% of FP17s for the same patient ID Re-attending within 3 months - Adults	412	3,171	13.0%	13.7%	15.8%	15.6%
% of FP17s for the same patient ID Re-attending between 3 & 9 months - Children	643	1,107	58.1%	61.5%	60.1%	58.8%
% of FP17s for the same patient ID Re-attending between 3 & 9 months - Adults	1,791	3,171	56.5%	55.3%	53.3%	51.0%
% of FP17s for Band 1 Urgent Courses	112	4,075	2.7%	7.9%	9.0%	9.0%
% of FP17s Relating to Free Repair or Replacements	30	4,075	0.7%	0.9%	1.0%	0.8%
% of FP17s Relating to Continuations	13	4,075	0.3%	0.9%	1.0%	0.9%
% of Patients satisfied with the dentistry they have received	2	3	N/A	91.5%	93.8%	93.2%
% of Patients satisfied with the time they had to wait for an appointment	3	3	N/A	86.9%	89.4%	88.3%

* This is based on patients treated on this contract for their most recent course of treatment. Figures in italics indicate the base number of FP17s or Patient Questionnaire responses are less than 100. N/A is shown where the base number of responses is less than 10 during the period. % is calculated as Quantity/Base number*100

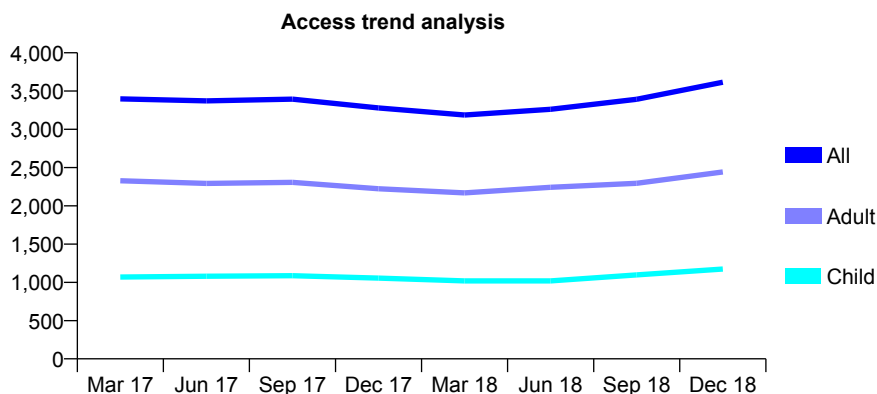
Q52 - Vital Signs At a Glance Contract Report for 932574/0001 - December 2018

Name or company name	MRS M HAMER
Contract type name	GDS Contract
Purpose of contract	General
Contract start date	01/11/2007
Contract end date	

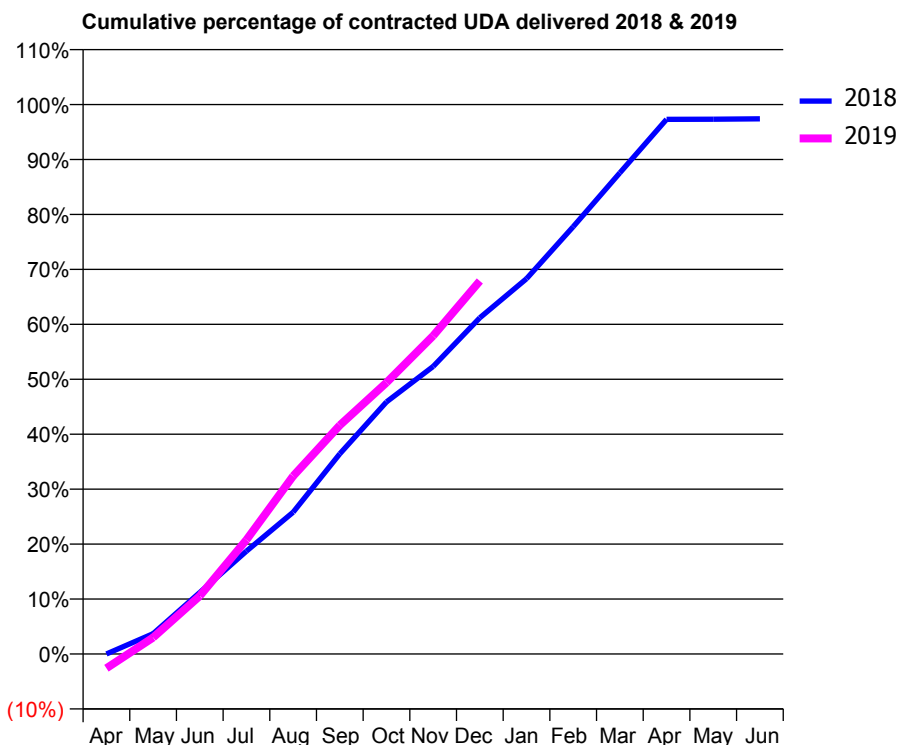
18/19 Contracted general activity (UDA)	7,800
Carry forward general activity (UDA)	203
18/19 Contracted orthodontic activity (UOA)	0
Carry forward orthodontic activity (UOA)	0
Baseline contract value	£216,821.39

ACCESS*

Patients seen in 24 months	Total	Change since previous quarter
Quarter ending December 2017	3,279	
Quarter ending March 2018	3,187	↓
Quarter ending June 2018	3,262	↑
Quarter ending September 2018	3,392	↑
Quarter ending December 2018	3,616	↑
Variance since December 2017	10.3%	↑



ACTIVITY



Month	Adjusted Scheduled Activity (UDA)	
	2018	2019
April	-1	-203
May	289	234
June	873	824
July	1,460	1,621
August	2,012	2,527
September	2,843	3,246
October	3,579	3,852
November	4,081	4,518
December	4,773	5,295
January	5,326	
February	6,066	
March	6,831	
April	7,590	
May	7,592	
June	7,597	

QUALITY

	Quantity	Base Number	Contract	AT	Region	England
% of FP17s for the same patient ID Re-attending within 3 months - Children	87	1,460	6.0%	10.2%	12.3%	11.8%
% of FP17s for the same patient ID Re-attending within 3 months - Adults	159	2,243	7.1%	13.7%	15.8%	15.6%
% of FP17s for the same patient ID Re-attending between 3 & 9 months - Children	970	1,460	66.4%	61.5%	60.1%	58.8%
% of FP17s for the same patient ID Re-attending between 3 & 9 months - Adults	1,014	2,243	45.2%	55.3%	53.3%	51.0%
% of FP17s for Band 1 Urgent Courses	181	3,255	5.6%	7.9%	9.0%	9.0%
% of FP17s Relating to Free Repair or Replacements	9	3,255	0.3%	0.9%	1.0%	0.8%
% of FP17s Relating to Continuations	2	3,255	0.1%	0.9%	1.0%	0.9%
% of Patients satisfied with the dentistry they have received	0	0	N/A	91.5%	93.8%	93.2%
% of Patients satisfied with the time they had to wait for an appointment	0	0	N/A	86.9%	89.4%	88.3%

* This is based on patients treated on this contract for their most recent course of treatment. Figures in italics indicate the base number of FP17s or Patient Questionnaire responses are less than 100. N/A is shown where the base number of responses is less than 10 during the period. % is calculated as Quantity/Base number*100

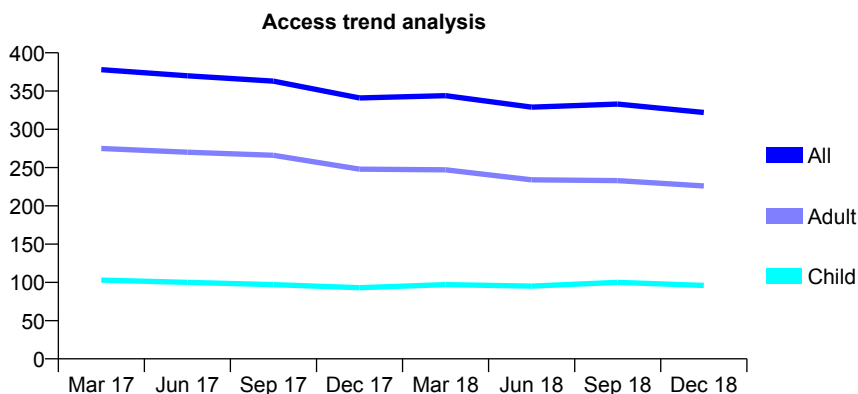
Q52 - Vital Signs At a Glance Contract Report for 934305/0002 - December 2018

Name or company name	MR M DENNETT
Contract type name	GDS Contract
Purpose of contract	General
Contract start date	09/01/2013
Contract end date	

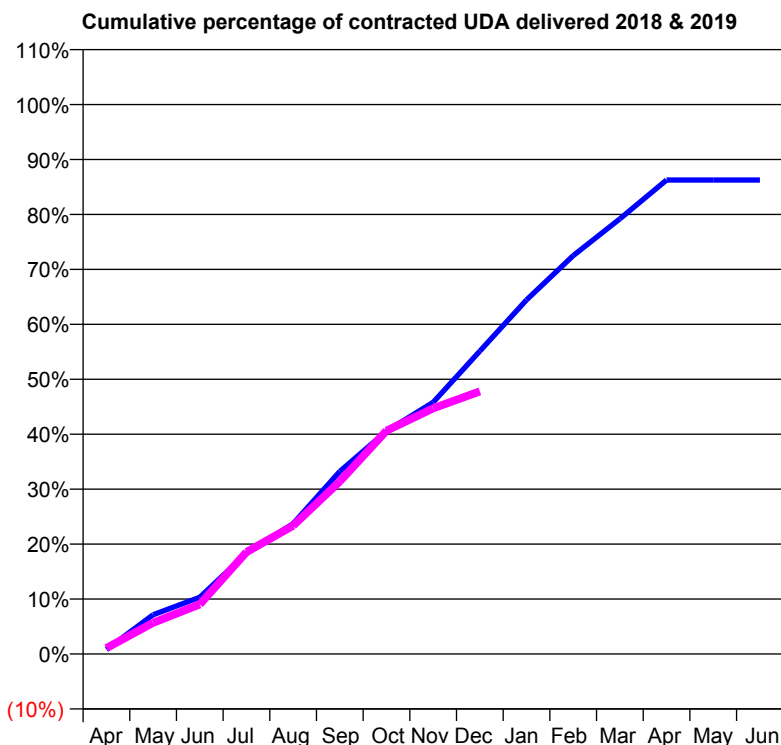
18/19 Contracted general activity (UDA)	1,105
Carry forward general activity (UDA)	0
18/19 Contracted orthodontic activity (UOA)	0
Carry forward orthodontic activity (UOA)	0
Baseline contract value	£32,263.53

ACCESS*

Patients seen in 24 months	Total	Change since previous quarter
Quarter ending December 2017	341	
Quarter ending March 2018	344	→
Quarter ending June 2018	329	↓
Quarter ending September 2018	333	→
Quarter ending December 2018	322	↓
Variance since December 2017	(5.6%)	↓



ACTIVITY



Month	Adjusted Scheduled Activity (UDA)	
	2018	2019
April	9	12
May	79	63
June	114	100
July	202	205
August	262	258
September	367	347
October	448	449
November	506	494
December	609	528
January	712	
February	801	
March	875	
April	953	
May	953	
June	953	

QUALITY

	Quantity	Base Number	Contract	AT	Region	England
% of FP17s for the same patient ID Re-attending within 3 months - Children	7	103	6.8%	10.2%	12.3%	11.8%
% of FP17s for the same patient ID Re-attending within 3 months - Adults	25	257	9.7%	13.7%	15.8%	15.6%
% of FP17s for the same patient ID Re-attending between 3 & 9 months - Children	62	103	60.2%	61.5%	60.1%	58.8%
% of FP17s for the same patient ID Re-attending between 3 & 9 months - Adults	176	257	68.5%	55.3%	53.3%	51.0%
% of FP17s for Band 1 Urgent Courses	0	318	0.0%	7.9%	9.0%	9.0%
% of FP17s Relating to Free Repair or Replacements	0	318	0.0%	0.9%	1.0%	0.8%
% of FP17s Relating to Continuations	0	318	0.0%	0.9%	1.0%	0.9%
% of Patients satisfied with the dentistry they have received	0	0	N/A	91.5%	93.8%	93.2%
% of Patients satisfied with the time they had to wait for an appointment	0	0	N/A	86.9%	89.4%	88.3%

* This is based on patients treated on this contract for their most recent course of treatment. Figures in italics indicate the base number of FP17s or Patient Questionnaire responses are less than 100. N/A is shown where the base number of responses is less than 10 during the period. % is calculated as Quantity/Base number*100

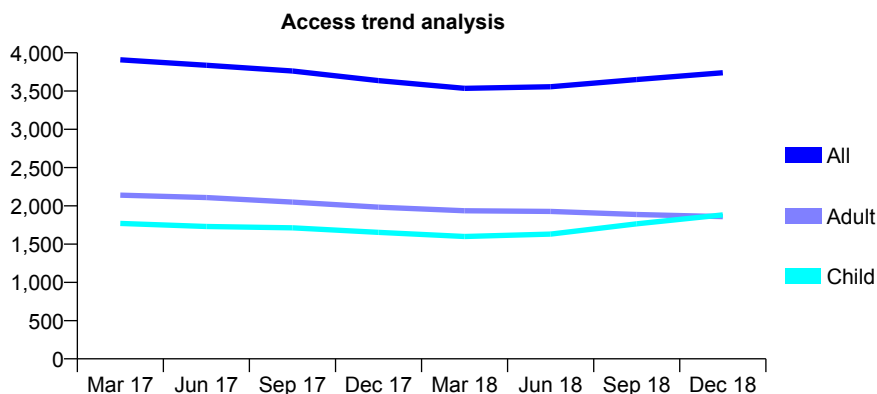
Q52 - Vital Signs At a Glance Contract Report for 934364/0002 - December 2018

Name or company name	A One Dental Practice
Contract type name	GDS Contract
Purpose of contract	General
Contract start date	26/07/2010
Contract end date	

18/19 Contracted general activity (UDA)	12,699
Carry forward general activity (UDA)	195
18/19 Contracted orthodontic activity (UOA)	0
Carry forward orthodontic activity (UOA)	0
Baseline contract value	£476,149.66

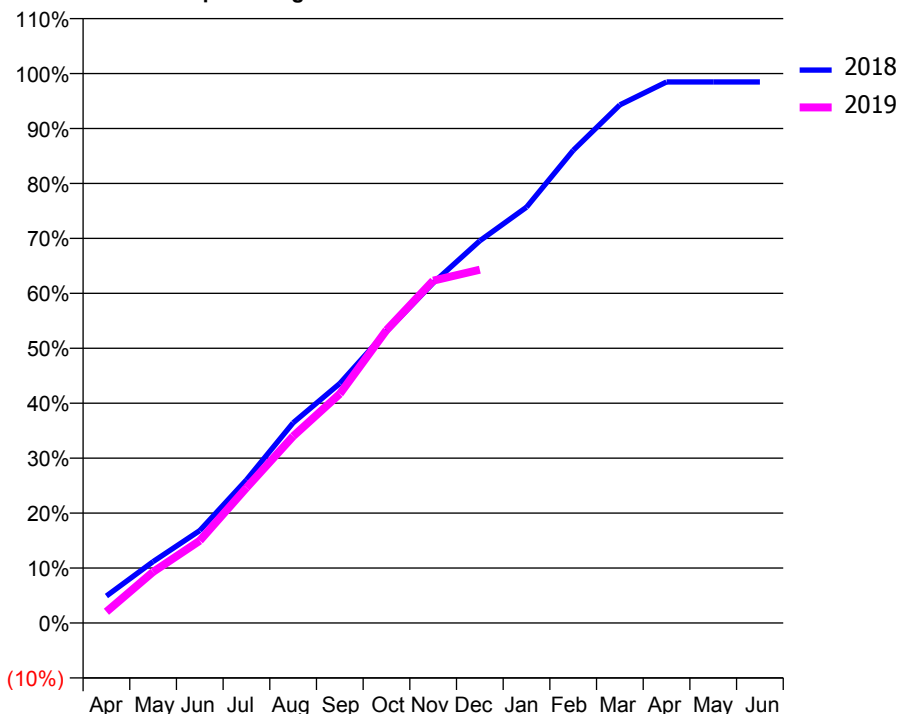
ACCESS*

Patients seen in 24 months	Total	Change since previous quarter
Quarter ending December 2017	3,636	
Quarter ending March 2018	3,535	↓
Quarter ending June 2018	3,557	→
Quarter ending September 2018	3,651	↑
Quarter ending December 2018	3,740	↑
Variance since December 2017	2.9%	↑



ACTIVITY

Cumulative percentage of contracted UDA delivered 2018 & 2019



Month	Adjusted Scheduled Activity (UDA)	
	2018	2019
April	624	259
May	1,418	1,181
June	2,136	1,903
July	3,308	3,126
August	4,629	4,314
September	5,537	5,297
October	6,737	6,769
November	7,861	7,912
December	8,833	8,165
January	9,610	
February	10,923	
March	11,973	
April	12,504	
May	12,504	
June	12,504	

QUALITY

	Quantity	Base Number	Contract	AT	Region	England
% of FP17s for the same patient ID Re-attending within 3 months - Children	72	2,099	3.4%	10.2%	12.3%	11.8%
% of FP17s for the same patient ID Re-attending within 3 months - Adults	154	1,888	8.2%	13.7%	15.8%	15.6%
% of FP17s for the same patient ID Re-attending between 3 & 9 months - Children	1,146	2,099	54.6%	61.5%	60.1%	58.8%
% of FP17s for the same patient ID Re-attending between 3 & 9 months - Adults	1,210	1,888	64.1%	55.3%	53.3%	51.0%
% of FP17s for Band 1 Urgent Courses	133	3,766	3.5%	7.9%	9.0%	9.0%
% of FP17s Relating to Free Repair or Replacements	3	3,766	0.1%	0.9%	1.0%	0.8%
% of FP17s Relating to Continuations	20	3,766	0.5%	0.9%	1.0%	0.9%
% of Patients satisfied with the dentistry they have received	3	3	N/A	91.5%	93.8%	93.2%
% of Patients satisfied with the time they had to wait for an appointment	3	3	N/A	86.9%	89.4%	88.3%

* This is based on patients treated on this contract for their most recent course of treatment. Figures in italics indicate the base number of FP17s or Patient Questionnaire responses are less than 100. N/A is shown where the base number of responses is less than 10 during the period. % is calculated as Quantity/Base number*100

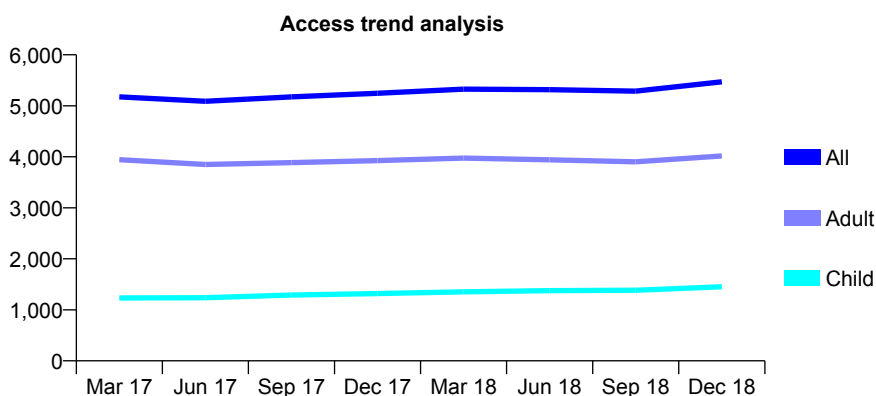
Q52 - Vital Signs At a Glance Contract Report for 941662/0001 - December 2018

Name or company name	Thota and Thota
Contract type name	GDS Contract
Purpose of contract	General
Contract start date	01/04/2006
Contract end date	

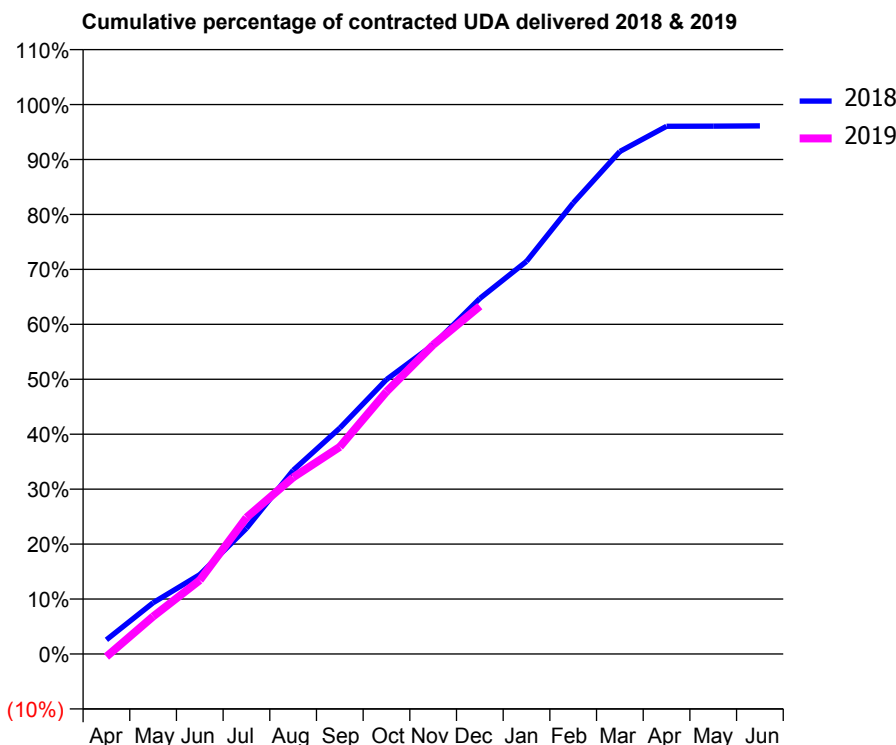
18/19 Contracted general activity (UDA)	15,400
Carry forward general activity (UDA)	598
18/19 Contracted orthodontic activity (UOA)	0
Carry forward orthodontic activity (UOA)	0
Baseline contract value	£589,230.08

ACCESS*

Patients seen in 24 months	Total	Change since previous quarter
Quarter ending December 2017	5,245	
Quarter ending March 2018	5,328	→
Quarter ending June 2018	5,316	→
Quarter ending September 2018	5,288	→
Quarter ending December 2018	5,470	↑
Variance since December 2017	4.3%	↑



ACTIVITY



Month	Adjusted Scheduled Activity (UDA)	
	2018	2019
April	397	-77
May	1,437	1,053
June	2,224	2,070
July	3,522	3,826
August	5,147	4,951
September	6,332	5,804
October	7,693	7,353
November	8,666	8,663
December	9,967	9,750
January	11,004	
February	12,640	
March	14,083	
April	14,791	
May	14,794	
June	14,801	

QUALITY

	Quantity	Base Number	Contract	AT	Region	England
% of FP17s for the same patient ID Re-attending within 3 months - Children	158	1,686	9.4%	10.2%	12.3%	11.8%
% of FP17s for the same patient ID Re-attending within 3 months - Adults	633	4,468	14.2%	13.7%	15.8%	15.6%
% of FP17s for the same patient ID Re-attending between 3 & 9 months - Children	999	1,686	59.3%	61.5%	60.1%	58.8%
% of FP17s for the same patient ID Re-attending between 3 & 9 months - Adults	2,598	4,468	58.1%	55.3%	53.3%	51.0%
% of FP17s for Band 1 Urgent Courses	434	5,822	7.5%	7.9%	9.0%	9.0%
% of FP17s Relating to Free Repair or Replacements	155	5,822	2.7%	0.9%	1.0%	0.8%
% of FP17s Relating to Continuations	37	5,822	0.6%	0.9%	1.0%	0.9%
% of Patients satisfied with the dentistry they have received	1	1	N/A	91.5%	93.8%	93.2%
% of Patients satisfied with the time they had to wait for an appointment	1	1	N/A	86.9%	89.4%	88.3%

* This is based on patients treated on this contract for their most recent course of treatment. Figures in italics indicate the base number of FP17s or Patient Questionnaire responses are less than 100. N/A is shown where the base number of responses is less than 10 during the period. % is calculated as Quantity/Base number*100

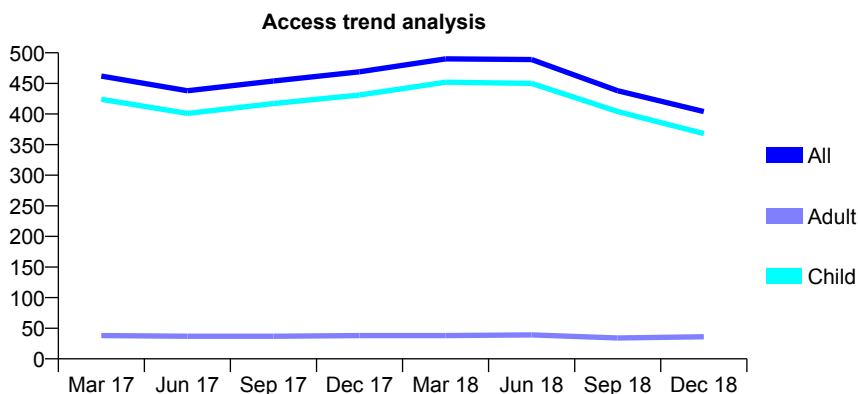
Q52 - Vital Signs At a Glance Contract Report for 941670/0001 - December 2018

Name or company name	MR JA SINCLAIR
Contract type name	GDS Contract
Purpose of contract	General
Contract start date	25/03/2011
Contract end date	

18/19 Contracted general activity (UDA)	886
Carry forward general activity (UDA)	-18
18/19 Contracted orthodontic activity (UOA)	0
Carry forward orthodontic activity (UOA)	0
Baseline contract value	£18,980.41

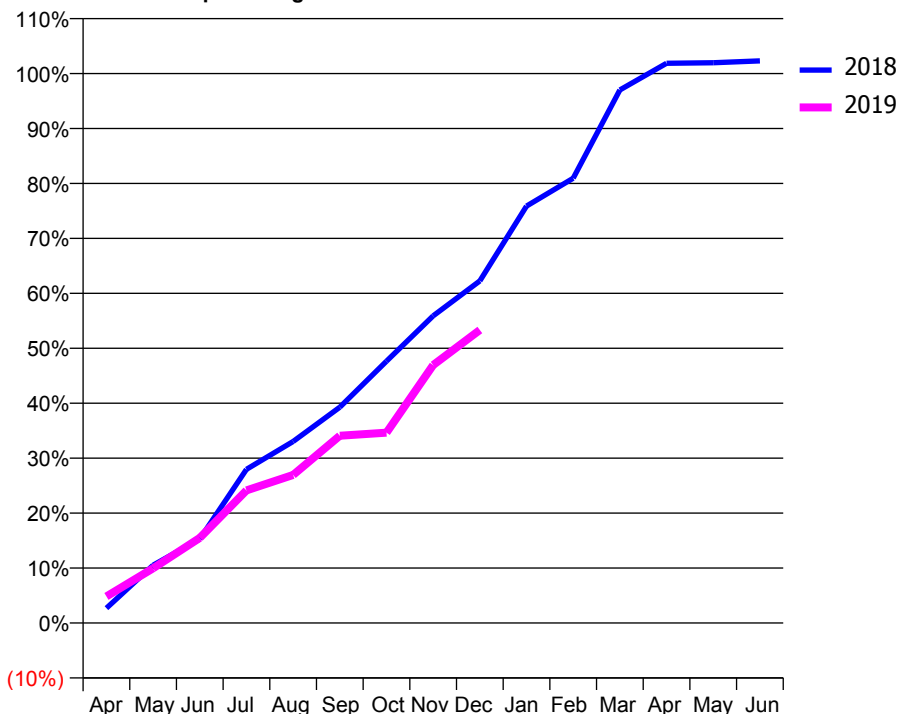
ACCESS*

Patients seen in 24 months	Total	Change since previous quarter
Quarter ending December 2017	469	
Quarter ending March 2018	490	↑
Quarter ending June 2018	489	→
Quarter ending September 2018	438	↓
Quarter ending December 2018	404	↓
Variance since December 2017	(13.9%)	↓



ACTIVITY

Cumulative percentage of contracted UDA delivered 2018 & 2019



Month	Adjusted Scheduled Activity (UDA)	
	2018	2019
April	24	43
May	93	88
June	136	137
July	248	214
August	293	239
September	348	302
October	422	307
November	495	416
December	552	472
January	672	
February	717	
March	859	
April	902	
May	903	
June	906	

QUALITY

	Quantity	Base Number	Contract	AT	Region	England
% of FP17s for the same patient ID Re-attending within 3 months - Children	15	360	4.2%	10.2%	12.3%	11.8%
% of FP17s for the same patient ID Re-attending within 3 months - Adults	0	3	0.0%	13.7%	15.8%	15.6%
% of FP17s for the same patient ID Re-attending between 3 & 9 months - Children	223	360	61.9%	61.5%	60.1%	58.8%
% of FP17s for the same patient ID Re-attending between 3 & 9 months - Adults	2	3	66.7%	55.3%	53.3%	51.0%
% of FP17s for Band 1 Urgent Courses	7	331	2.1%	7.9%	9.0%	9.0%
% of FP17s Relating to Free Repair or Replacements	0	331	0.0%	0.9%	1.0%	0.8%
% of FP17s Relating to Continuations	0	331	0.0%	0.9%	1.0%	0.9%
% of Patients satisfied with the dentistry they have received	0	0	N/A	91.5%	93.8%	93.2%
% of Patients satisfied with the time they had to wait for an appointment	0	0	N/A	86.9%	89.4%	88.3%

* This is based on patients treated on this contract for their most recent course of treatment. Figures in italics indicate the base number of FP17s or Patient Questionnaire responses are less than 100. N/A is shown where the base number of responses is less than 10 during the period. % is calculated as Quantity/Base number*100

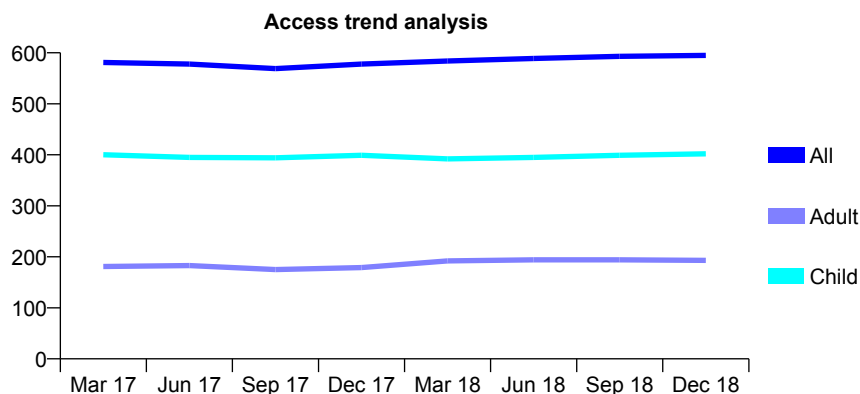
Q52 - Vital Signs At a Glance Contract Report for 964387/0001 - December 2018

Name or company name	MR NP COLE
Contract type name	GDS Contract
Purpose of contract	General
Contract start date	04/10/2010
Contract end date	

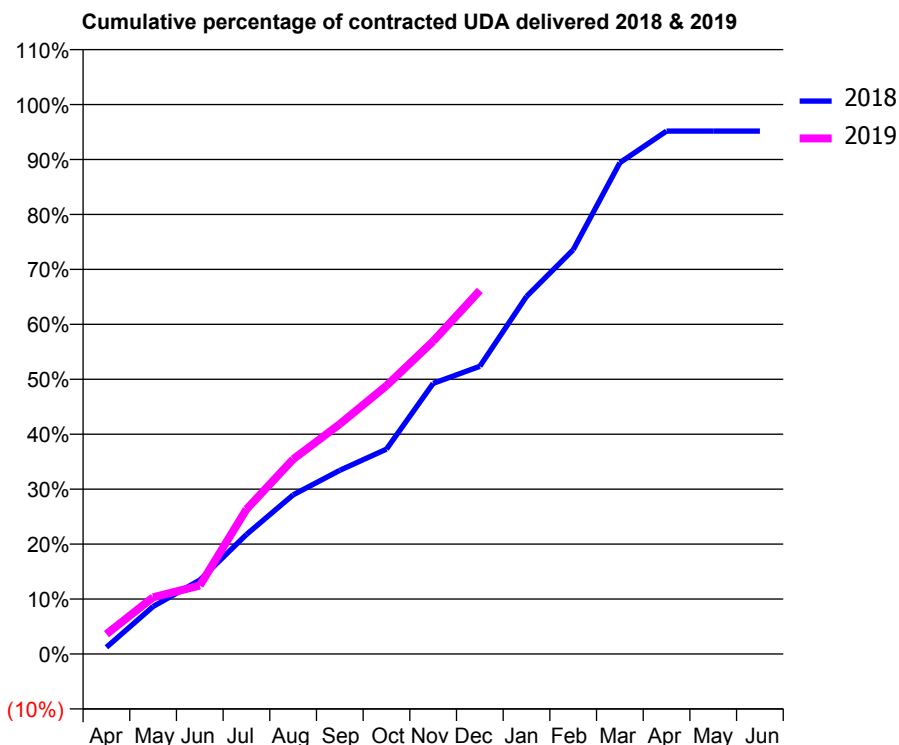
18/19 Contracted general activity (UDA)	1,550
Carry forward general activity (UDA)	0
18/19 Contracted orthodontic activity (UOA)	0
Carry forward orthodontic activity (UOA)	0
Baseline contract value	£47,263.30

ACCESS*

Patients seen in 24 months	Total	Change since previous quarter
Quarter ending December 2017	578	
Quarter ending March 2018	584	→
Quarter ending June 2018	589	→
Quarter ending September 2018	593	→
Quarter ending December 2018	595	→
Variance since December 2017	2.9%	↑



ACTIVITY



Month	Adjusted Scheduled Activity (UDA)	
	2018	2019
April	19	56
May	134	160
June	209	193
July	337	408
August	449	549
September	518	649
October	578	757
November	763	882
December	811	1,026
January	1,009	
February	1,140	
March	1,386	
April	1,475	
May	1,475	
June	1,475	

QUALITY

	Quantity	Base Number	Contract	AT	Region	England
% of FP17s for the same patient ID Re-attending within 3 months - Children	49	575	8.5%	10.2%	12.3%	11.8%
% of FP17s for the same patient ID Re-attending within 3 months - Adults	28	161	17.4%	13.7%	15.8%	15.6%
% of FP17s for the same patient ID Re-attending between 3 & 9 months - Children	419	575	72.9%	61.5%	60.1%	58.8%
% of FP17s for the same patient ID Re-attending between 3 & 9 months - Adults	82	161	50.9%	55.3%	53.3%	51.0%
% of FP17s for Band 1 Urgent Courses	24	695	3.5%	7.9%	9.0%	9.0%
% of FP17s Relating to Free Repair or Replacements	0	695	0.0%	0.9%	1.0%	0.8%
% of FP17s Relating to Continuations	0	695	0.0%	0.9%	1.0%	0.9%
% of Patients satisfied with the dentistry they have received	0	0	N/A	91.5%	93.8%	93.2%
% of Patients satisfied with the time they had to wait for an appointment	0	0	N/A	86.9%	89.4%	88.3%

* This is based on patients treated on this contract for their most recent course of treatment. Figures in italics indicate the base number of FP17s or Patient Questionnaire responses are less than 100. N/A is shown where the base number of responses is less than 10 during the period. % is calculated as Quantity/Base number*100

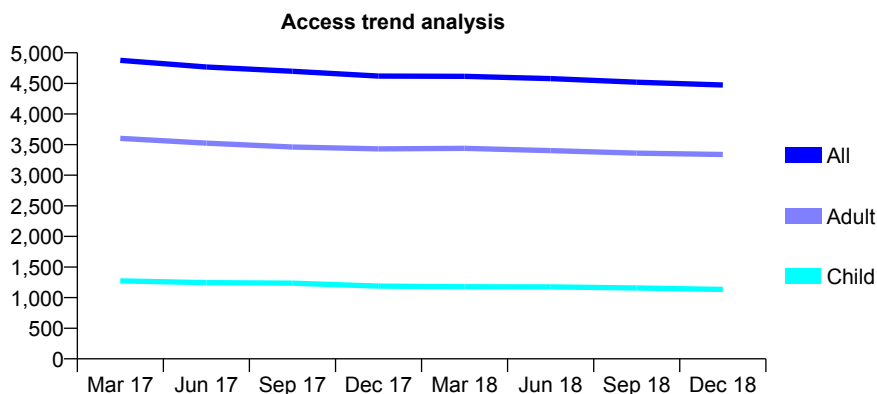
Q52 - Vital Signs At a Glance Contract Report for 973793/0001 - December 2018

Name or company name	MR RB LAD
Contract type name	GDS Contract
Purpose of contract	General
Contract start date	02/08/2010
Contract end date	

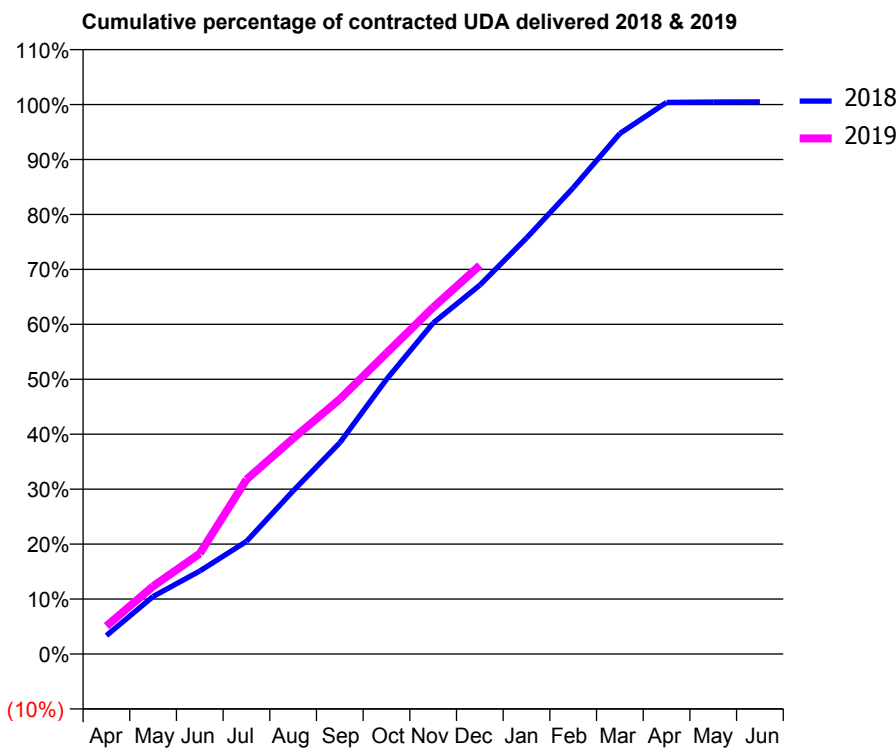
18/19 Contracted general activity (UDA)	13,862
Carry forward general activity (UDA)	66
18/19 Contracted orthodontic activity (UOA)	0
Carry forward orthodontic activity (UOA)	0
Baseline contract value	£442,340.03

ACCESS*

Patients seen in 24 months	Total	Change since previous quarter
Quarter ending December 2017	4,619	
Quarter ending March 2018	4,615	→
Quarter ending June 2018	4,579	→
Quarter ending September 2018	4,519	↓
Quarter ending December 2018	4,474	→
Variance since December 2017	(3.1%)	↓



ACTIVITY



Month	Adjusted Scheduled Activity (UDA)	
	2018	2019
April	467	704
May	1,450	1,709
June	2,096	2,534
July	2,842	4,400
August	4,115	5,437
September	5,330	6,429
October	6,928	7,589
November	8,350	8,744
December	9,306	9,804
January	10,492	
February	11,763	
March	13,132	
April	13,914	
May	13,926	
June	13,928	

QUALITY

	Quantity	Base Number	Contract	AT	Region	England
% of FP17s for the same patient ID Re-attending within 3 months - Children	171	1,475	11.6%	10.2%	12.3%	11.8%
% of FP17s for the same patient ID Re-attending within 3 months - Adults	581	4,154	14.0%	13.7%	15.8%	15.6%
% of FP17s for the same patient ID Re-attending between 3 & 9 months - Children	969	1,475	65.7%	61.5%	60.1%	58.8%
% of FP17s for the same patient ID Re-attending between 3 & 9 months - Adults	2,808	4,154	67.6%	55.3%	53.3%	51.0%
% of FP17s for Band 1 Urgent Courses	309	5,303	5.8%	7.9%	9.0%	9.0%
% of FP17s Relating to Free Repair or Replacements	58	5,303	1.1%	0.9%	1.0%	0.8%
% of FP17s Relating to Continuations	39	5,303	0.7%	0.9%	1.0%	0.9%
% of Patients satisfied with the dentistry they have received	3	4	N/A	91.5%	93.8%	93.2%
% of Patients satisfied with the time they had to wait for an appointment	4	4	N/A	86.9%	89.4%	88.3%

* This is based on patients treated on this contract for their most recent course of treatment. Figures in italics indicate the base number of FP17s or Patient Questionnaire responses are less than 100. N/A is shown where the base number of responses is less than 10 during the period. % is calculated as Quantity/Base number*100

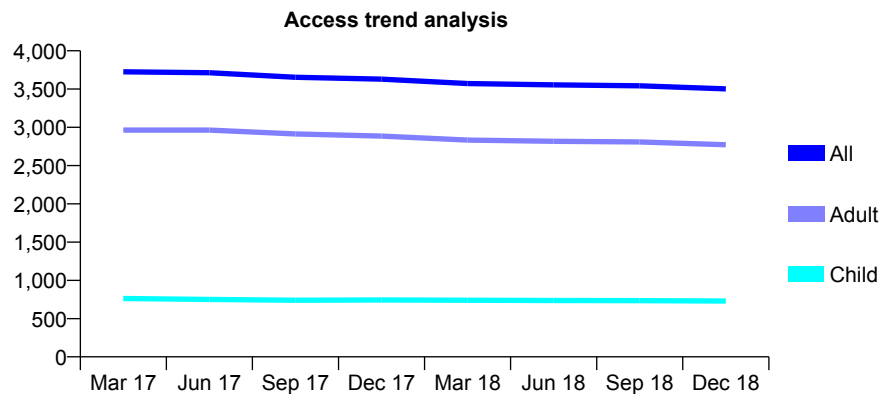
Q52 - Vital Signs At a Glance Contract Report for 999261/0001 - December 2018

Name or company name	MISS AJ EDEN
Contract type name	GDS Contract
Purpose of contract	General
Contract start date	01/04/2006
Contract end date	

18/19 Contracted general activity (UDA)	10,750
Carry forward general activity (UDA)	6
18/19 Contracted orthodontic activity (UOA)	0
Carry forward orthodontic activity (UOA)	0
Baseline contract value	£254,261.08

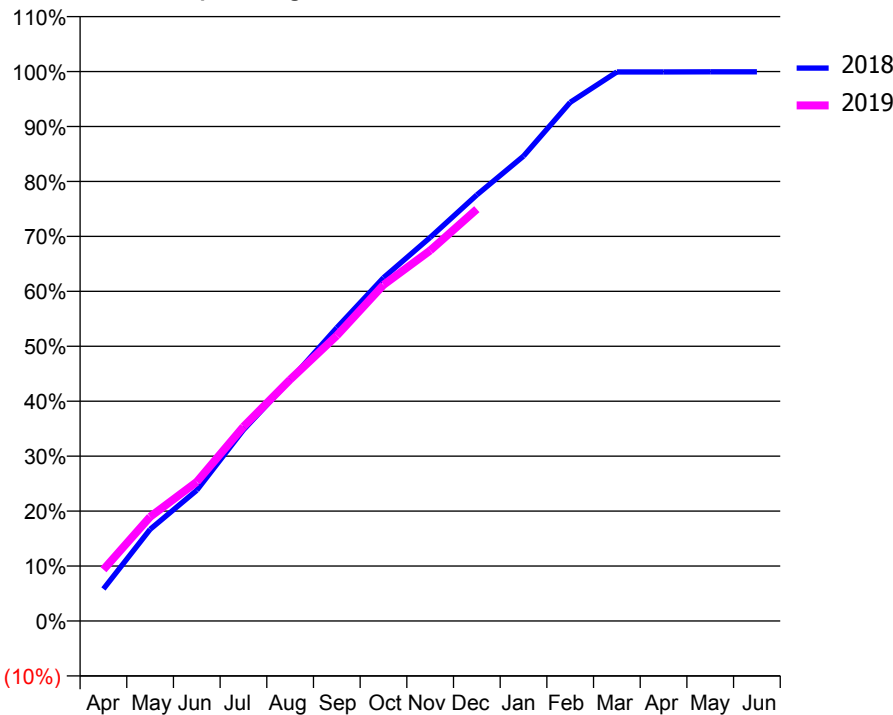
ACCESS*

Patients seen in 24 months	Total	Change since previous quarter
Quarter ending December 2017	3,629	
Quarter ending March 2018	3,572	↓
Quarter ending June 2018	3,554	→
Quarter ending September 2018	3,542	→
Quarter ending December 2018	3,502	↓
Variance since December 2017	(3.5%)	↓



ACTIVITY

Cumulative percentage of contracted UDA delivered 2018 & 2019



Month	Adjusted Scheduled Activity (UDA)	
	2018	2019
April	628	1,005
May	1,793	2,037
June	2,557	2,722
July	3,739	3,802
August	4,715	4,723
September	5,738	5,584
October	6,716	6,576
November	7,504	7,248
December	8,337	8,057
January	9,095	
February	10,146	
March	10,740	
April	10,742	
May	10,743	
June	10,744	

QUALITY

	Quantity	Base Number	Contract	AT	Region	England
% of FP17s for the same patient ID Re-attending within 3 months - Children	78	989	7.9%	10.2%	12.3%	11.8%
% of FP17s for the same patient ID Re-attending within 3 months - Adults	433	3,406	12.7%	13.7%	15.8%	15.6%
% of FP17s for the same patient ID Re-attending between 3 & 9 months - Children	705	989	71.3%	61.5%	60.1%	58.8%
% of FP17s for the same patient ID Re-attending between 3 & 9 months - Adults	2,337	3,406	68.6%	55.3%	53.3%	51.0%
% of FP17s for Band 1 Urgent Courses	276	4,393	6.3%	7.9%	9.0%	9.0%
% of FP17s Relating to Free Repair or Replacements	102	4,393	2.3%	0.9%	1.0%	0.8%
% of FP17s Relating to Continuations	40	4,393	0.9%	0.9%	1.0%	0.9%
% of Patients satisfied with the dentistry they have received	1	1	N/A	91.5%	93.8%	93.2%
% of Patients satisfied with the time they had to wait for an appointment	1	1	N/A	86.9%	89.4%	88.3%

* This is based on patients treated on this contract for their most recent course of treatment. Figures in italics indicate the base number of FP17s or Patient Questionnaire responses are less than 100. N/A is shown where the base number of responses is less than 10 during the period. % is calculated as Quantity/Base number*100

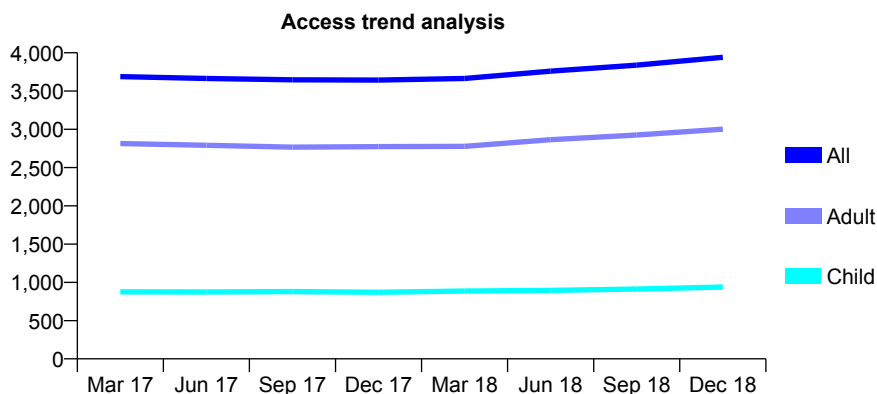
Q52 - Vital Signs At a Glance Contract Report for 999261/0002 - December 2018

Name or company name	MISS AJ EDEN
Contract type name	GDS Contract
Purpose of contract	General
Contract start date	01/04/2006
Contract end date	

18/19 Contracted general activity (UDA)	11,000
Carry forward general activity (UDA)	0
18/19 Contracted orthodontic activity (UOA)	0
Carry forward orthodontic activity (UOA)	0
Baseline contract value	£259,632.07

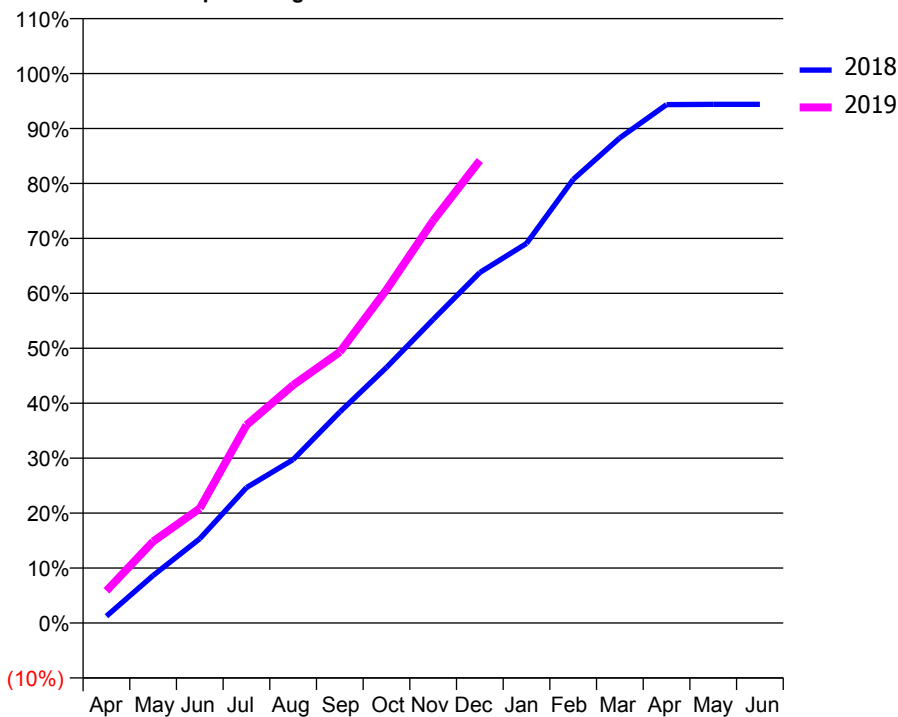
ACCESS*

Patients seen in 24 months	Total	Change since previous quarter
Quarter ending December 2017	3,643	
Quarter ending March 2018	3,665	→
Quarter ending June 2018	3,760	↑
Quarter ending September 2018	3,838	↑
Quarter ending December 2018	3,941	↑
Variance since December 2017	8.2%	↑



ACTIVITY

Cumulative percentage of contracted UDA delivered 2018 & 2019



Month	Adjusted Scheduled Activity (UDA)	
	2018	2019
April	137	643
May	953	1,633
June	1,687	2,294
July	2,710	3,962
August	3,272	4,764
September	4,223	5,425
October	5,117	6,673
November	6,077	8,054
December	7,017	9,258
January	7,599	
February	8,880	
March	9,712	
April	10,377	
May	10,382	
June	10,382	

QUALITY

	Quantity	Base Number	Contract	AT	Region	England
% of FP17s for the same patient ID Re-attending within 3 months - Children	86	1,214	7.1%	10.2%	12.3%	11.8%
% of FP17s for the same patient ID Re-attending within 3 months - Adults	499	3,906	12.8%	13.7%	15.8%	15.6%
% of FP17s for the same patient ID Re-attending between 3 & 9 months - Children	838	1,214	69.0%	61.5%	60.1%	58.8%
% of FP17s for the same patient ID Re-attending between 3 & 9 months - Adults	2,536	3,906	64.9%	55.3%	53.3%	51.0%
% of FP17s for Band 1 Urgent Courses	218	4,792	4.5%	7.9%	9.0%	9.0%
% of FP17s Relating to Free Repair or Replacements	49	4,792	1.0%	0.9%	1.0%	0.8%
% of FP17s Relating to Continuations	100	4,792	2.1%	0.9%	1.0%	0.9%
% of Patients satisfied with the dentistry they have received	4	4	N/A	91.5%	93.8%	93.2%
% of Patients satisfied with the time they had to wait for an appointment	4	4	N/A	86.9%	89.4%	88.3%

* This is based on patients treated on this contract for their most recent course of treatment. Figures in italics indicate the base number of FP17s or Patient Questionnaire responses are less than 100. N/A is shown where the base number of responses is less than 10 during the period. % is calculated as Quantity/Base number*100

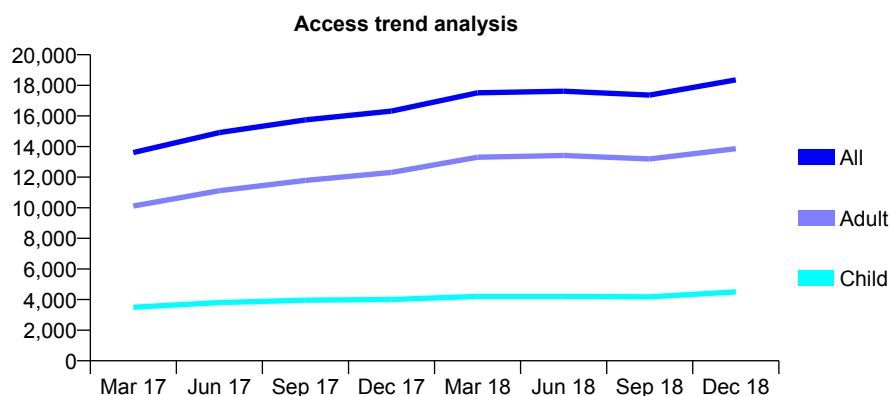
Q53 - Vital Signs At a Glance Contract Report for 100138/0000 - December 2018

Name or company name	Longfellow Road Partnership
Contract type name	GDS Contract
Purpose of contract	General
Contract start date	01/05/2016
Contract end date	

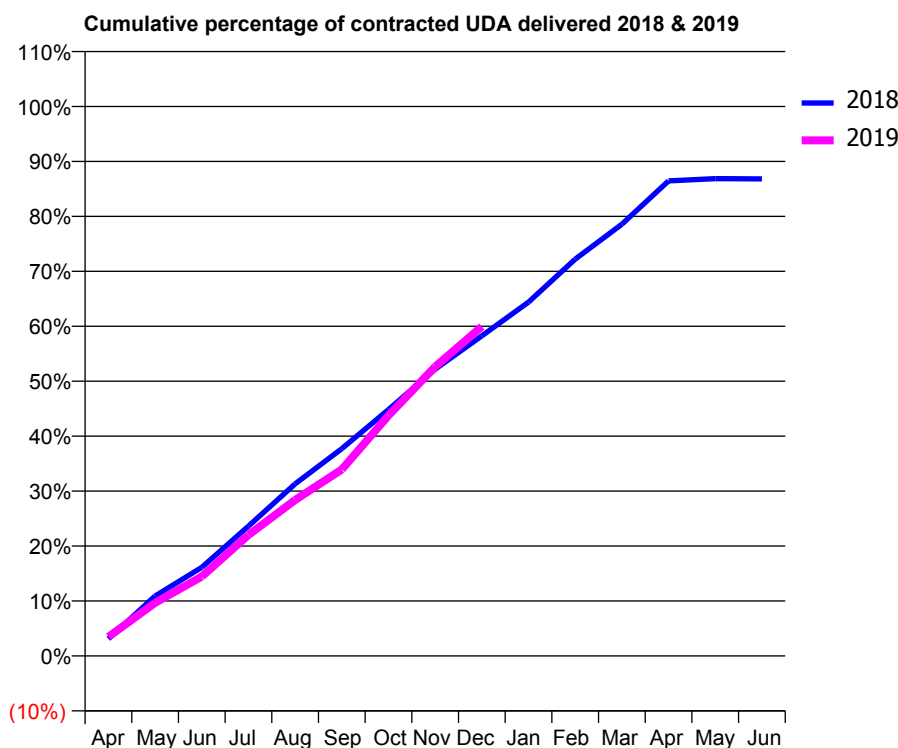
18/19 Contracted general activity (UDA)	49,397
Carry forward general activity (UDA)	0
18/19 Contracted orthodontic activity (UOA)	0
Carry forward orthodontic activity (UOA)	0
Baseline contract value	£1,207,477.06

ACCESS*

Patients seen in 24 months	Total	Change since previous quarter
Quarter ending December 2017	16,316	
Quarter ending March 2018	17,510	↑
Quarter ending June 2018	17,619	→
Quarter ending September 2018	17,365	↓
Quarter ending December 2018	18,358	↑
Variance since December 2017	12.5%	↑



ACTIVITY



Month	Adjusted Scheduled Activity (UDA)	
	2018	2019
April	1,541	1,723
May	5,394	4,775
June	7,966	7,143
July	11,667	10,884
August	15,471	14,017
September	18,629	16,764
October	22,141	21,615
November	25,776	26,006
December	28,779	29,619
January	31,804	
February	35,668	
March	38,814	
April	42,698	
May	42,903	
June	42,888	

QUALITY

	Quantity	Base Number	Contract	AT	Region	England
% of FP17s for the same patient ID Re-attending within 3 months - Children	184	4,246	4.3%	9.4%	11.6%	11.8%
% of FP17s for the same patient ID Re-attending within 3 months - Adults	990	12,116	8.2%	12.6%	15.1%	15.6%
% of FP17s for the same patient ID Re-attending between 3 & 9 months - Children	2,050	4,246	48.3%	59.2%	59.9%	58.8%
% of FP17s for the same patient ID Re-attending between 3 & 9 months - Adults	5,533	12,116	45.7%	50.2%	52.0%	51.0%
% of FP17s for Band 1 Urgent Courses	903	14,781	6.1%	7.0%	8.0%	9.0%
% of FP17s Relating to Free Repair or Replacements	104	14,781	0.7%	0.8%	0.8%	0.8%
% of FP17s Relating to Continuations	10	14,781	0.1%	1.0%	0.9%	0.9%
% of Patients satisfied with the dentistry they have received	11	11	100.0%	94.4%	93.6%	93.2%
% of Patients satisfied with the time they had to wait for an appointment	9	11	81.8%	92.3%	88.6%	88.3%

* This is based on patients treated on this contract for their most recent course of treatment. Figures in italics indicate the base number of FP17s or Patient Questionnaire responses are less than 100. N/A is shown where the base number of responses is less than 10 during the period. % is calculated as Quantity/Base number*100

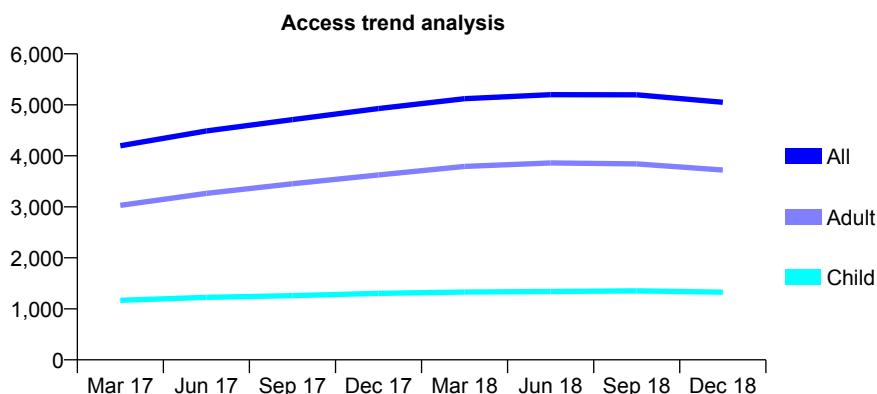
Q53 - Vital Signs At a Glance Contract Report for 100188/0000 - December 2018

Name or company name	High Street Dental Practice
Contract type name	GDS Contract
Purpose of contract	General
Contract start date	01/07/2016
Contract end date	

18/19 Contracted general activity (UDA)	14,203
Carry forward general activity (UDA)	-134
18/19 Contracted orthodontic activity (UOA)	0
Carry forward orthodontic activity (UOA)	0
Baseline contract value	£312,423.30

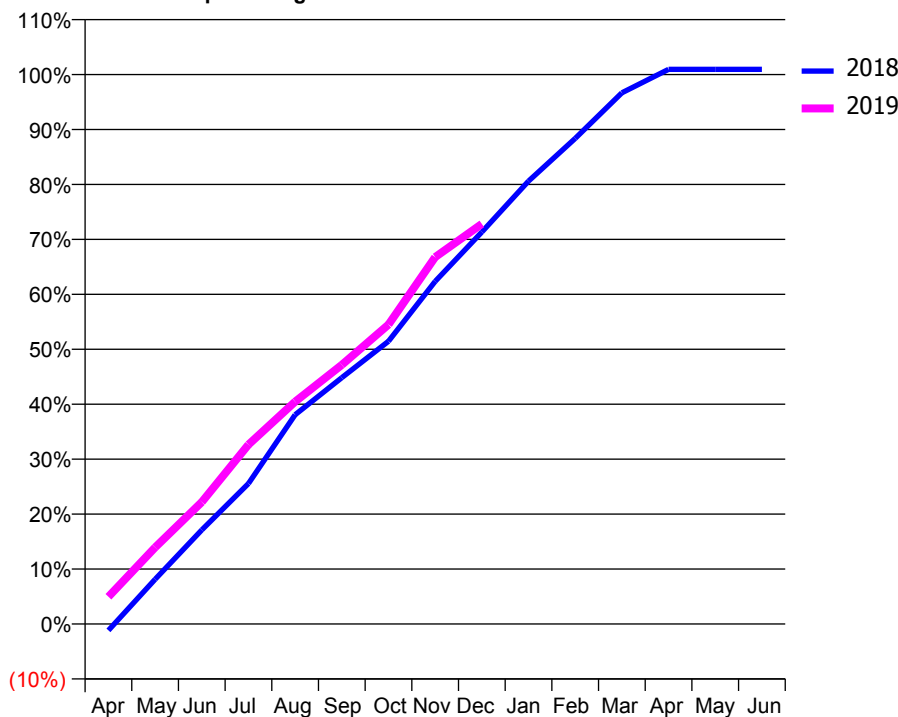
ACCESS*

Patients seen in 24 months	Total	Change since previous quarter
Quarter ending December 2017	4,928	
Quarter ending March 2018	5,121	↑
Quarter ending June 2018	5,199	→
Quarter ending September 2018	5,197	→
Quarter ending December 2018	5,050	↓
Variance since December 2017	2.5%	↑



ACTIVITY

Cumulative percentage of contracted UDA delivered 2018 & 2019



Adjusted Scheduled Activity (UDA)

Month	2018	2019
April	-167	706
May	1,157	1,982
June	2,431	3,151
July	3,631	4,636
August	5,409	5,748
September	6,369	6,697
October	7,308	7,741
November	8,855	9,484
December	10,133	10,343
January	11,450	
February	12,551	
March	13,730	
April	14,335	
May	14,338	
June	14,338	

QUALITY

	Quantity	Base Number	Contract	AT	Region	England
% of FP17s for the same patient ID Re-attending within 3 months - Children	109	1,670	6.5%	9.4%	11.6%	11.8%
% of FP17s for the same patient ID Re-attending within 3 months - Adults	572	4,303	13.3%	12.6%	15.1%	15.6%
% of FP17s for the same patient ID Re-attending between 3 & 9 months - Children	1,105	1,670	66.2%	59.2%	59.9%	58.8%
% of FP17s for the same patient ID Re-attending between 3 & 9 months - Adults	2,689	4,303	62.5%	50.2%	52.0%	51.0%
% of FP17s for Band 1 Urgent Courses	180	5,658	3.2%	7.0%	8.0%	9.0%
% of FP17s Relating to Free Repair or Replacements	20	5,658	0.4%	0.8%	0.8%	0.8%
% of FP17s Relating to Continuations	155	5,658	2.7%	1.0%	0.9%	0.9%
% of Patients satisfied with the dentistry they have received	2	2	N/A	94.4%	93.6%	93.2%
% of Patients satisfied with the time they had to wait for an appointment	2	2	N/A	92.3%	88.6%	88.3%

* This is based on patients treated on this contract for their most recent course of treatment. Figures in italics indicate the base number of FP17s or Patient Questionnaire responses are less than 100. N/A is shown where the base number of responses is less than 10 during the period. % is calculated as Quantity/Base number*100

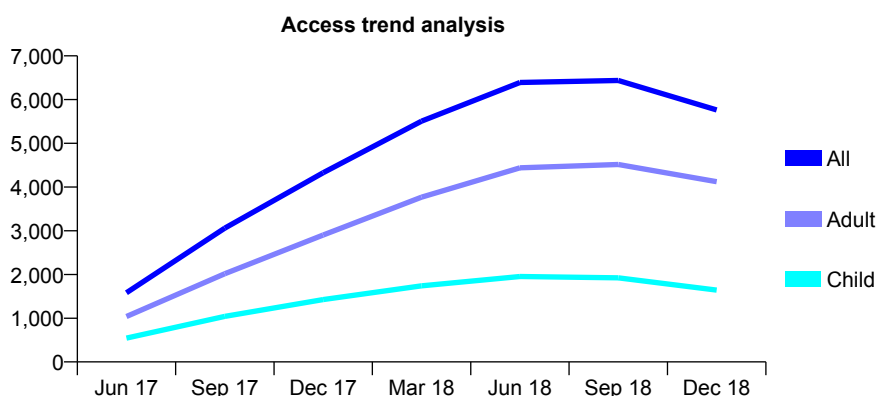
Q53 - Vital Signs At a Glance Contract Report for 100395/0000 - December 2018

Name or company name	MR NJ GIBB
Contract type name	GDS Contract
Purpose of contract	General
Contract start date	01/04/2017
Contract end date	

18/19 Contracted general activity (UDA)	15,000
Carry forward general activity (UDA)	-300
18/19 Contracted orthodontic activity (UOA)	0
Carry forward orthodontic activity (UOA)	0
Baseline contract value	£366,364.48

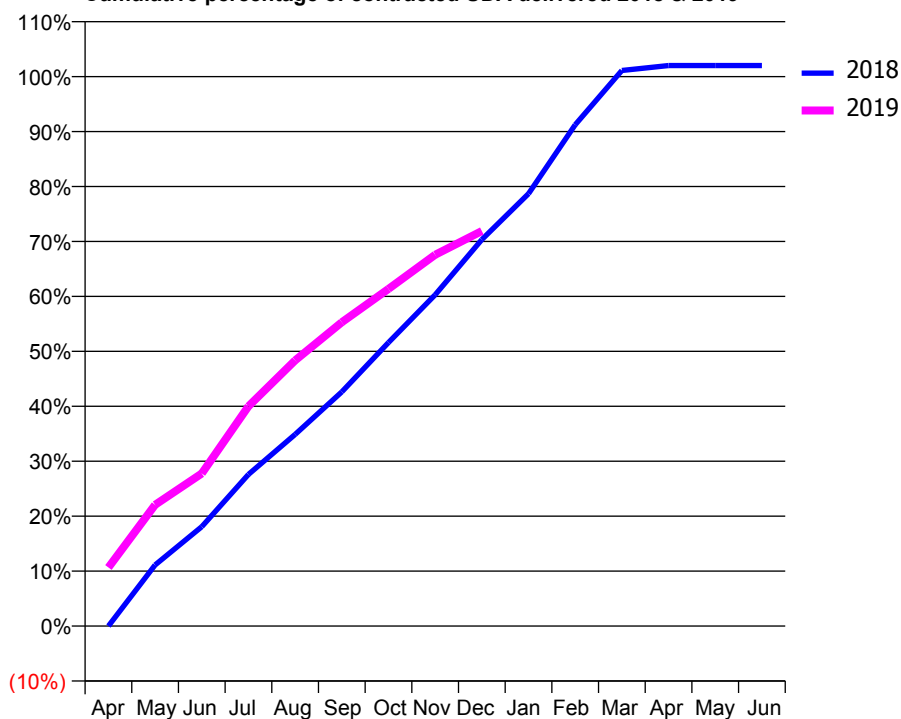
ACCESS*

Patients seen in 24 months	Total	Change since previous quarter
Quarter ending December 2017	4,328	
Quarter ending March 2018	5,507	↑
Quarter ending June 2018	6,392	↑
Quarter ending September 2018	6,438	→
Quarter ending December 2018	5,764	↓
Variance since December 2017	33.2%	↑



ACTIVITY

Cumulative percentage of contracted UDA delivered 2018 & 2019



Adjusted Scheduled Activity (UDA)

Month	2018	2019
April	0	1,599
May	1,668	3,309
June	2,714	4,166
July	4,140	6,002
August	5,234	7,253
September	6,394	8,292
October	7,740	9,204
November	9,042	10,134
December	10,548	10,784
January	11,801	
February	13,683	
March	15,163	
April	15,300	
May	15,300	
June	15,300	

QUALITY

	Quantity	Base Number	Contract	AT	Region	England
% of FP17s for the same patient ID Re-attending within 3 months - Children	93	1,948	4.8%	9.4%	11.6%	11.8%
% of FP17s for the same patient ID Re-attending within 3 months - Adults	414	4,153	10.0%	12.6%	15.1%	15.6%
% of FP17s for the same patient ID Re-attending between 3 & 9 months - Children	957	1,948	49.1%	59.2%	59.9%	58.8%
% of FP17s for the same patient ID Re-attending between 3 & 9 months - Adults	1,422	4,153	34.2%	50.2%	52.0%	51.0%
% of FP17s for Band 1 Urgent Courses	510	6,030	8.5%	7.0%	8.0%	9.0%
% of FP17s Relating to Free Repair or Replacements	47	6,030	0.8%	0.8%	0.8%	0.8%
% of FP17s Relating to Continuations	96	6,030	1.6%	1.0%	0.9%	0.9%
% of Patients satisfied with the dentistry they have received	0	0	N/A	94.4%	93.6%	93.2%
% of Patients satisfied with the time they had to wait for an appointment	0	0	N/A	92.3%	88.6%	88.3%

* This is based on patients treated on this contract for their most recent course of treatment. Figures in italics indicate the base number of FP17s or Patient Questionnaire responses are less than 100. N/A is shown where the base number of responses is less than 10 during the period. % is calculated as Quantity/Base number*100

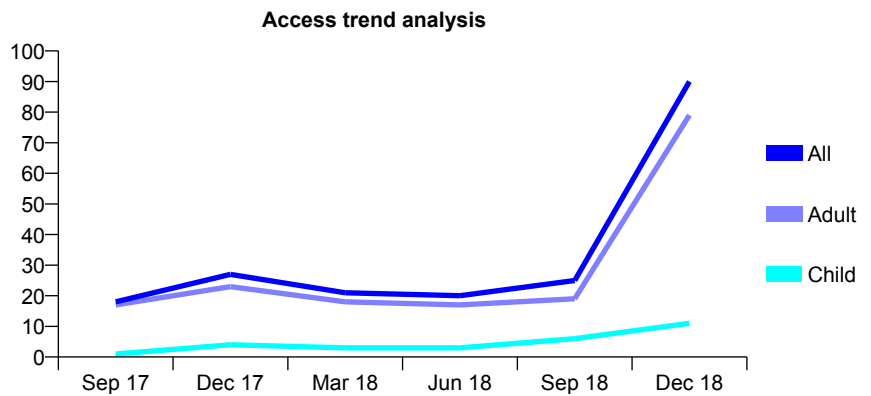
Q53 - Vital Signs At a Glance Contract Report for 100396/0000 - December 2018

Name or company name	Richmond Dental Practice Ltd.
Contract type name	GDS Contract
Purpose of contract	General
Contract start date	01/04/2017
Contract end date	

18/19 Contracted general activity (UDA)	1,825
Carry forward general activity (UDA)	0
18/19 Contracted orthodontic activity (UOA)	0
Carry forward orthodontic activity (UOA)	0
Baseline contract value	£39,413.11

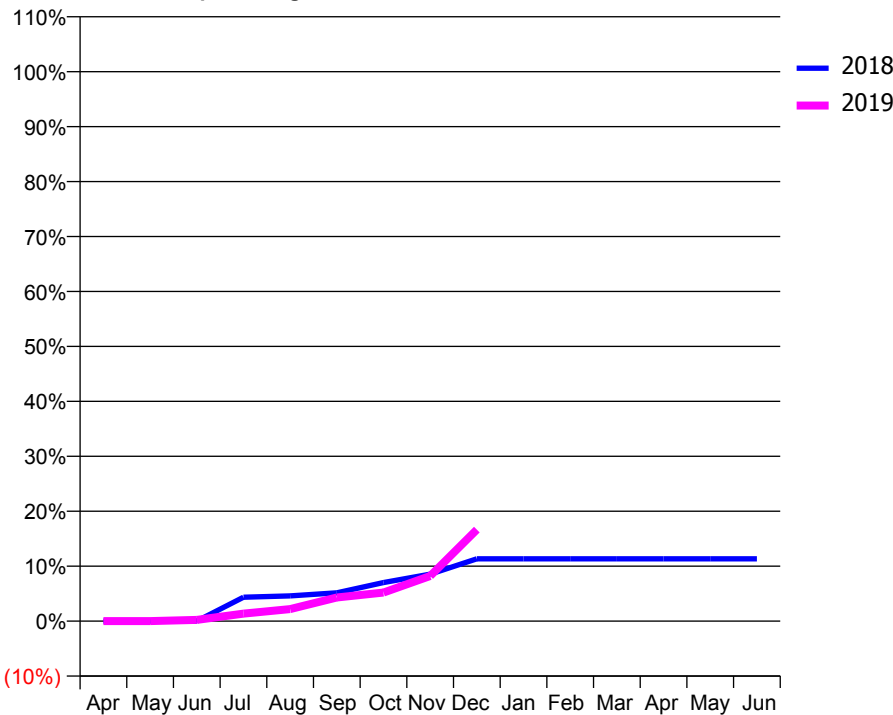
ACCESS*

Patients seen in 24 months	Total	Change since previous quarter
Quarter ending December 2017	27	
Quarter ending March 2018	21	↓
Quarter ending June 2018	20	↓
Quarter ending September 2018	25	↑
Quarter ending December 2018	90	↑
Variance since December 2017	233.3%	↑



ACTIVITY

Cumulative percentage of contracted UDA delivered 2018 & 2019



Month	Adjusted Scheduled Activity (UDA)	
	2018	2019
April	0	0
May	0	0
June	0	4
July	80	25
August	84	40
September	94	78
October	128	95
November	156	150
December	207	304
January	207	
February	207	
March	207	
April	207	
May	207	
June	207	

QUALITY

	Quantity	Base Number	Contract	AT	Region	England
% of FP17s for the same patient ID Re-attending within 3 months - Children	1	10	10.0%	9.4%	11.6%	11.8%
% of FP17s for the same patient ID Re-attending within 3 months - Adults	0	58	0.0%	12.6%	15.1%	15.6%
% of FP17s for the same patient ID Re-attending between 3 & 9 months - Children	0	10	0.0%	59.2%	59.9%	58.8%
% of FP17s for the same patient ID Re-attending between 3 & 9 months - Adults	0	58	0.0%	50.2%	52.0%	51.0%
% of FP17s for Band 1 Urgent Courses	6	68	8.8%	7.0%	8.0%	9.0%
% of FP17s Relating to Free Repair or Replacements	0	68	0.0%	0.8%	0.8%	0.8%
% of FP17s Relating to Continuations	1	68	1.5%	1.0%	0.9%	0.9%
% of Patients satisfied with the dentistry they have received	0	0	N/A	94.4%	93.6%	93.2%
% of Patients satisfied with the time they had to wait for an appointment	0	0	N/A	92.3%	88.6%	88.3%

* This is based on patients treated on this contract for their most recent course of treatment. Figures in italics indicate the base number of FP17s or Patient Questionnaire responses are less than 100. N/A is shown where the base number of responses is less than 10 during the period. % is calculated as Quantity/Base number*100

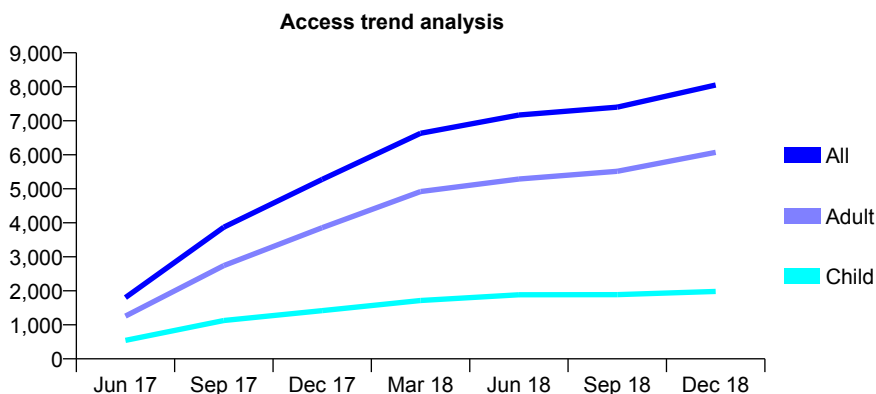
Q53 - Vital Signs At a Glance Contract Report for 100397/0000 - December 2018

Name or company name	MR A PANDEY
Contract type name	GDS Contract
Purpose of contract	General
Contract start date	01/04/2017
Contract end date	

18/19 Contracted general activity (UDA)	26,200
Carry forward general activity (UDA)	-524
18/19 Contracted orthodontic activity (UOA)	0
Carry forward orthodontic activity (UOA)	0
Baseline contract value	£567,168.20

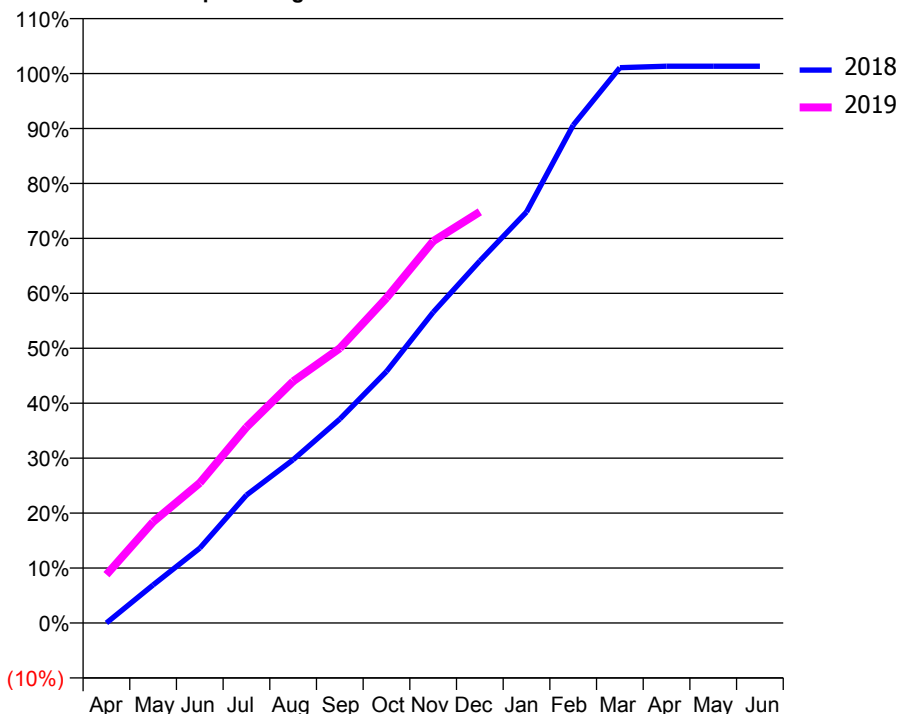
ACCESS*

Patients seen in 24 months	Total	Change since previous quarter
Quarter ending December 2017	5,276	
Quarter ending March 2018	6,635	↑
Quarter ending June 2018	7,171	↑
Quarter ending September 2018	7,402	↑
Quarter ending December 2018	8,054	↑
Variance since December 2017	52.7%	↑



ACTIVITY

Cumulative percentage of contracted UDA delivered 2018 & 2019



Month	Adjusted Scheduled Activity (UDA)	
	2018	2019
April	0	2,306
May	1,863	4,820
June	3,665	6,679
July	6,267	9,335
August	7,997	11,525
September	9,986	13,101
October	12,319	15,496
November	15,220	18,204
December	17,732	19,606
January	20,133	
February	24,385	
March	27,198	
April	27,268	
May	27,268	
June	27,268	

QUALITY

	Quantity	Base Number	Contract	AT	Region	England
% of FP17s for the same patient ID Re-attending within 3 months - Children	109	2,024	5.4%	9.4%	11.6%	11.8%
% of FP17s for the same patient ID Re-attending within 3 months - Adults	861	6,198	13.9%	12.6%	15.1%	15.6%
% of FP17s for the same patient ID Re-attending between 3 & 9 months - Children	1,056	2,024	52.2%	59.2%	59.9%	58.8%
% of FP17s for the same patient ID Re-attending between 3 & 9 months - Adults	2,734	6,198	44.1%	50.2%	52.0%	51.0%
% of FP17s for Band 1 Urgent Courses	871	8,165	10.7%	7.0%	8.0%	9.0%
% of FP17s Relating to Free Repair or Replacements	67	8,165	0.8%	0.8%	0.8%	0.8%
% of FP17s Relating to Continuations	108	8,165	1.3%	1.0%	0.9%	0.9%
% of Patients satisfied with the dentistry they have received	6	8	N/A	94.4%	93.6%	93.2%
% of Patients satisfied with the time they had to wait for an appointment	6	8	N/A	92.3%	88.6%	88.3%

* This is based on patients treated on this contract for their most recent course of treatment. Figures in italics indicate the base number of FP17s or Patient Questionnaire responses are less than 100. N/A is shown where the base number of responses is less than 10 during the period. % is calculated as Quantity/Base number*100

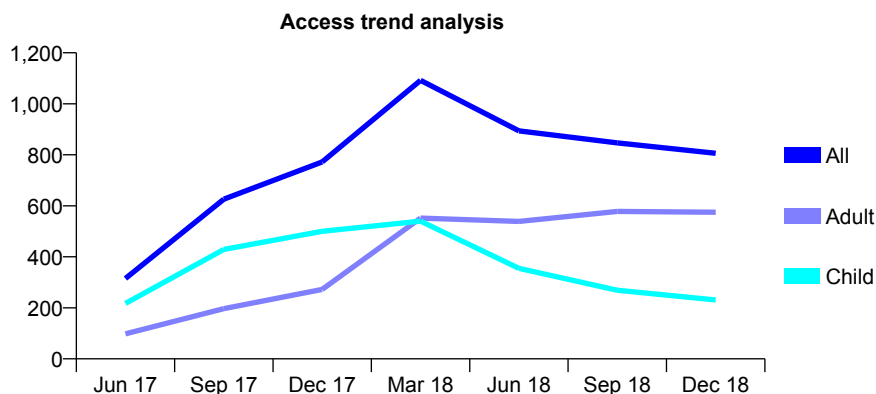
Q53 - Vital Signs At a Glance Contract Report for 100399/0000 - December 2018

Name or company name	MR T MIRZA
Contract type name	GDS Contract
Purpose of contract	General
Contract start date	01/04/2017
Contract end date	

18/19 Contracted general activity (UDA)	5,000
Carry forward general activity (UDA)	-23
18/19 Contracted orthodontic activity (UOA)	0
Carry forward orthodontic activity (UOA)	0
Baseline contract value	£107,981.11

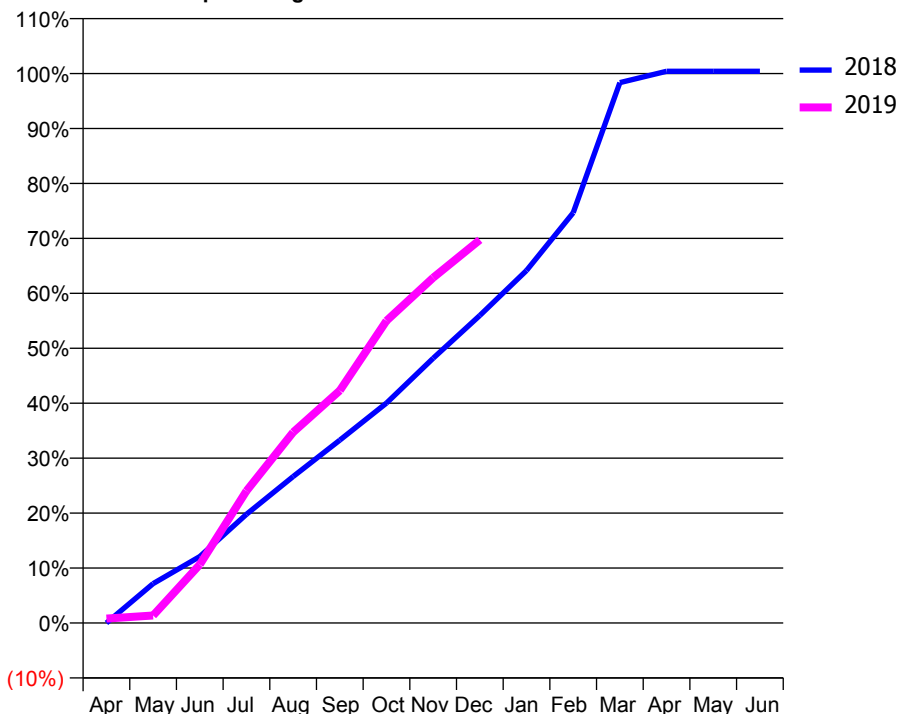
ACCESS*

Patients seen in 24 months	Total	Change since previous quarter
Quarter ending December 2017	772	
Quarter ending March 2018	1,092	↑
Quarter ending June 2018	894	↓
Quarter ending September 2018	847	↓
Quarter ending December 2018	806	↓
Variance since December 2017	4.4%	↑



ACTIVITY

Cumulative percentage of contracted UDA delivered 2018 & 2019



Month	Adjusted Scheduled Activity (UDA)	
	2018	2019
April	0	41
May	356	68
June	601	533
July	983	1,201
August	1,324	1,735
September	1,653	2,116
October	1,989	2,750
November	2,393	3,142
December	2,780	3,487
January	3,186	
February	3,709	
March	4,885	
April	4,987	
May	4,987	
June	4,987	

QUALITY

	Quantity	Base Number	Contract	AT	Region	England
% of FP17s for the same patient ID Re-attending within 3 months - Children	12	177	6.8%	9.4%	11.6%	11.8%
% of FP17s for the same patient ID Re-attending within 3 months - Adults	44	602	7.3%	12.6%	15.1%	15.6%
% of FP17s for the same patient ID Re-attending between 3 & 9 months - Children	45	177	25.4%	59.2%	59.9%	58.8%
% of FP17s for the same patient ID Re-attending between 3 & 9 months - Adults	132	602	21.9%	50.2%	52.0%	51.0%
% of FP17s for Band 1 Urgent Courses	26	757	3.4%	7.0%	8.0%	9.0%
% of FP17s Relating to Free Repair or Replacements	1	757	0.1%	0.8%	0.8%	0.8%
% of FP17s Relating to Continuations	8	757	1.1%	1.0%	0.9%	0.9%
% of Patients satisfied with the dentistry they have received	2	2	N/A	94.4%	93.6%	93.2%
% of Patients satisfied with the time they had to wait for an appointment	2	2	N/A	92.3%	88.6%	88.3%

* This is based on patients treated on this contract for their most recent course of treatment. Figures in italics indicate the base number of FP17s or Patient Questionnaire responses are less than 100. N/A is shown where the base number of responses is less than 10 during the period. % is calculated as Quantity/Base number*100

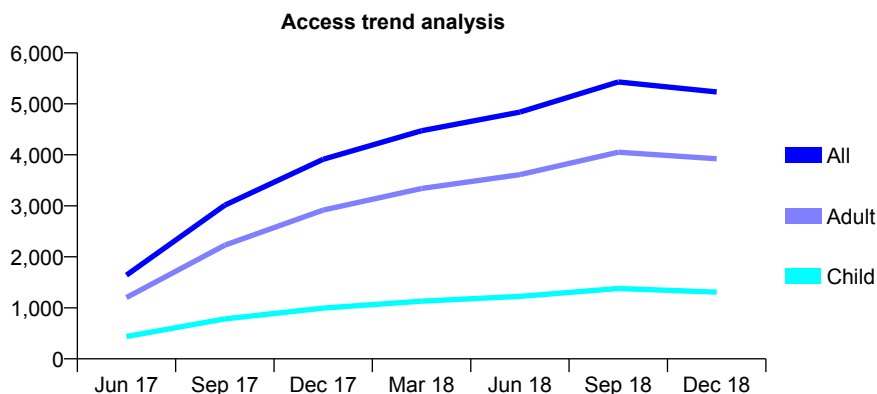
Q53 - Vital Signs At a Glance Contract Report for 100406/0000 - December 2018

Name or company name	Gentle Dental Care (DROITWICH)LTD
Contract type name	GDS Contract
Purpose of contract	General
Contract start date	01/04/2017
Contract end date	

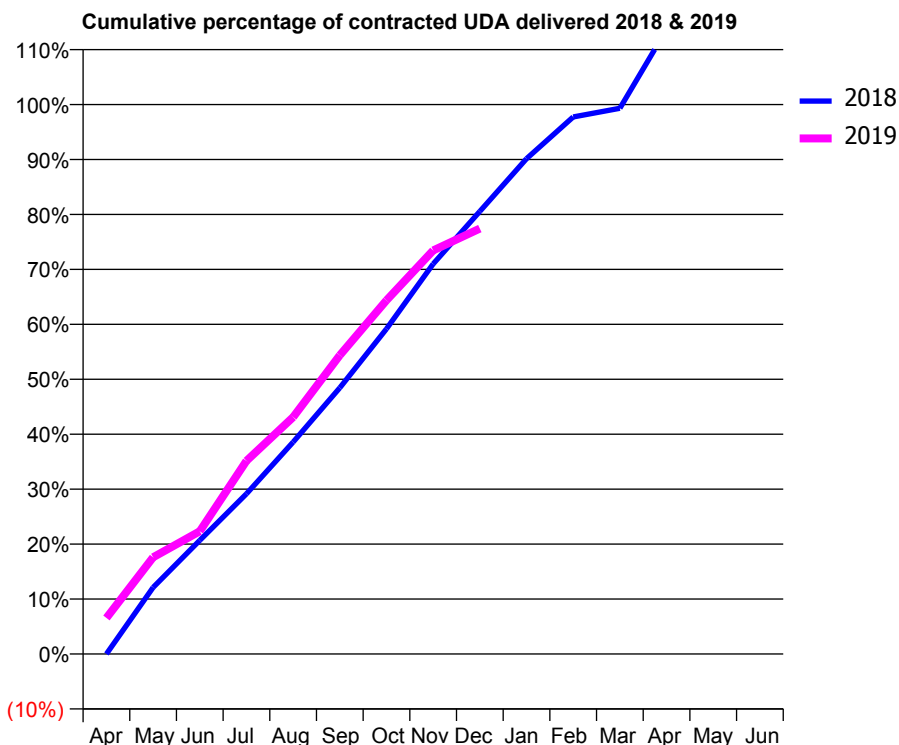
18/19 Contracted general activity (UDA)	13,850
Carry forward general activity (UDA)	-277
18/19 Contracted orthodontic activity (UOA)	0
Carry forward orthodontic activity (UOA)	0
Baseline contract value	£313,339.63

ACCESS*

Patients seen in 24 months	Total	Change since previous quarter
Quarter ending December 2017	3,912	
Quarter ending March 2018	4,473	↑
Quarter ending June 2018	4,837	↑
Quarter ending September 2018	5,430	↑
Quarter ending December 2018	5,233	↓
Variance since December 2017	33.8%	↑



ACTIVITY



Month	Adjusted Scheduled Activity (UDA)	
	2018	2019
April	0	911
May	1,678	2,439
June	2,865	3,095
July	4,037	4,869
August	5,343	5,972
September	6,711	7,530
October	8,197	8,913
November	9,834	10,173
December	11,158	10,725
January	12,485	
February	13,537	
March	13,753	
April	15,739	
May	15,741	
June	15,738	

QUALITY

	Quantity	Base Number	Contract	AT	Region	England
% of FP17s for the same patient ID Re-attending within 3 months - Children	102	1,444	7.1%	9.4%	11.6%	11.8%
% of FP17s for the same patient ID Re-attending within 3 months - Adults	578	4,312	13.4%	12.6%	15.1%	15.6%
% of FP17s for the same patient ID Re-attending between 3 & 9 months - Children	652	1,444	45.2%	59.2%	59.9%	58.8%
% of FP17s for the same patient ID Re-attending between 3 & 9 months - Adults	1,852	4,312	42.9%	50.2%	52.0%	51.0%
% of FP17s for Band 1 Urgent Courses	466	4,946	9.4%	7.0%	8.0%	9.0%
% of FP17s Relating to Free Repair or Replacements	84	4,946	1.7%	0.8%	0.8%	0.8%
% of FP17s Relating to Continuations	45	4,946	0.9%	1.0%	0.9%	0.9%
% of Patients satisfied with the dentistry they have received	5	5	N/A	94.4%	93.6%	93.2%
% of Patients satisfied with the time they had to wait for an appointment	5	5	N/A	92.3%	88.6%	88.3%

* This is based on patients treated on this contract for their most recent course of treatment. Figures in italics indicate the base number of FP17s or Patient Questionnaire responses are less than 100. N/A is shown where the base number of responses is less than 10 during the period. % is calculated as Quantity/Base number*100

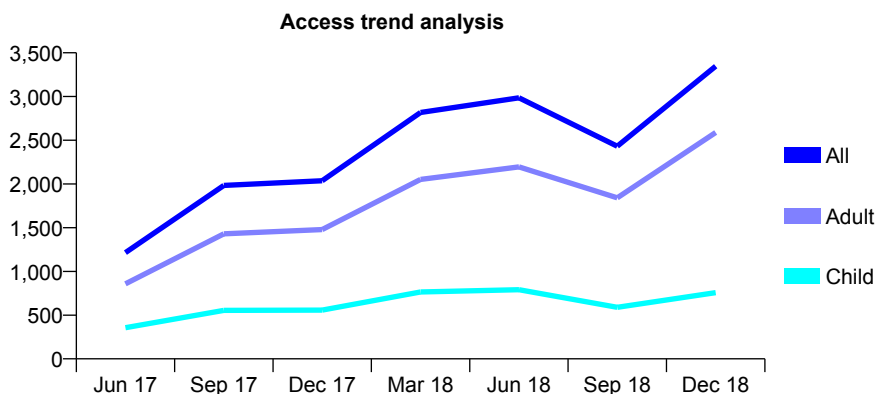
Q53 - Vital Signs At a Glance Contract Report for 100407/0000 - December 2018

Name or company name	Gentle Dental Care (EVESHAM)LTD
Contract type name	GDS Contract
Purpose of contract	General
Contract start date	01/04/2017
Contract end date	

18/19 Contracted general activity (UDA)	17,200
Carry forward general activity (UDA)	0
18/19 Contracted orthodontic activity (UOA)	0
Carry forward orthodontic activity (UOA)	0
Baseline contract value	£382,483.56

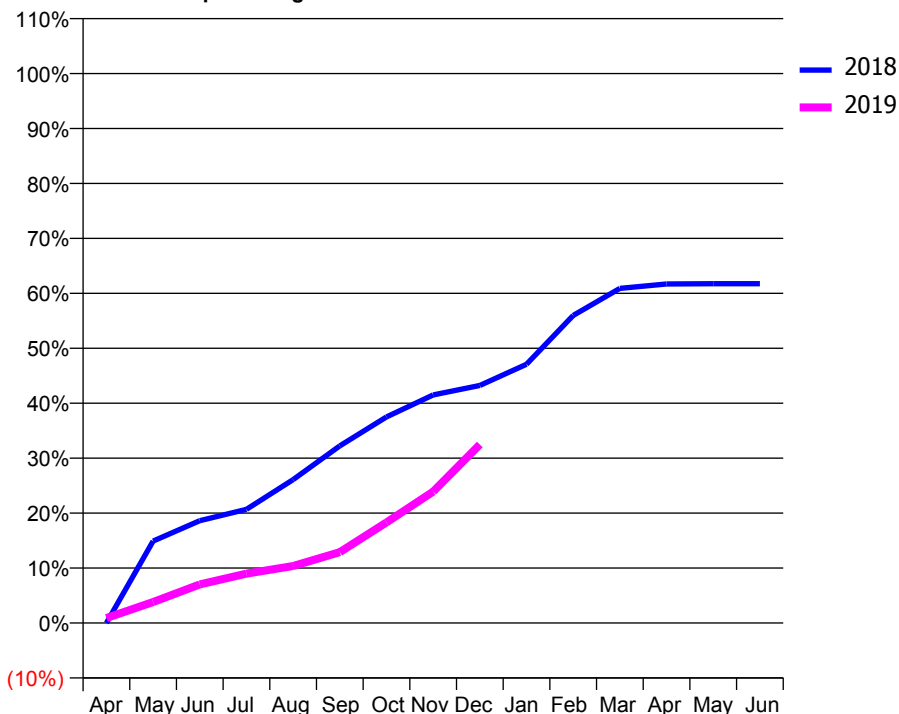
ACCESS*

Patients seen in 24 months	Total	Change since previous quarter
Quarter ending December 2017	2,036	
Quarter ending March 2018	2,817	↑
Quarter ending June 2018	2,985	↑
Quarter ending September 2018	2,432	↓
Quarter ending December 2018	3,346	↑
Variance since December 2017	64.3%	↑



ACTIVITY

Cumulative percentage of contracted UDA delivered 2018 & 2019



Month	Adjusted Scheduled Activity (UDA)	
	2018	2019
April	0	156
May	2,567	659
June	3,205	1,207
July	3,557	1,546
August	4,487	1,786
September	5,547	2,219
October	6,449	3,149
November	7,138	4,113
December	7,434	5,585
January	8,098	
February	9,626	
March	10,474	
April	10,612	
May	10,620	
June	10,620	

QUALITY

	Quantity	Base Number	Contract	AT	Region	England
% of FP17s for the same patient ID Re-attending within 3 months - Children	12	638	1.9%	9.4%	11.6%	11.8%
% of FP17s for the same patient ID Re-attending within 3 months - Adults	128	2,059	6.2%	12.6%	15.1%	15.6%
% of FP17s for the same patient ID Re-attending between 3 & 9 months - Children	61	638	9.6%	59.2%	59.9%	58.8%
% of FP17s for the same patient ID Re-attending between 3 & 9 months - Adults	165	2,059	8.0%	50.2%	52.0%	51.0%
% of FP17s for Band 1 Urgent Courses	264	2,639	10.0%	7.0%	8.0%	9.0%
% of FP17s Relating to Free Repair or Replacements	15	2,639	0.6%	0.8%	0.8%	0.8%
% of FP17s Relating to Continuations	8	2,639	0.3%	1.0%	0.9%	0.9%
% of Patients satisfied with the dentistry they have received	0	0	N/A	94.4%	93.6%	93.2%
% of Patients satisfied with the time they had to wait for an appointment	0	0	N/A	92.3%	88.6%	88.3%

* This is based on patients treated on this contract for their most recent course of treatment. Figures in italics indicate the base number of FP17s or Patient Questionnaire responses are less than 100. N/A is shown where the base number of responses is less than 10 during the period. % is calculated as Quantity/Base number*100

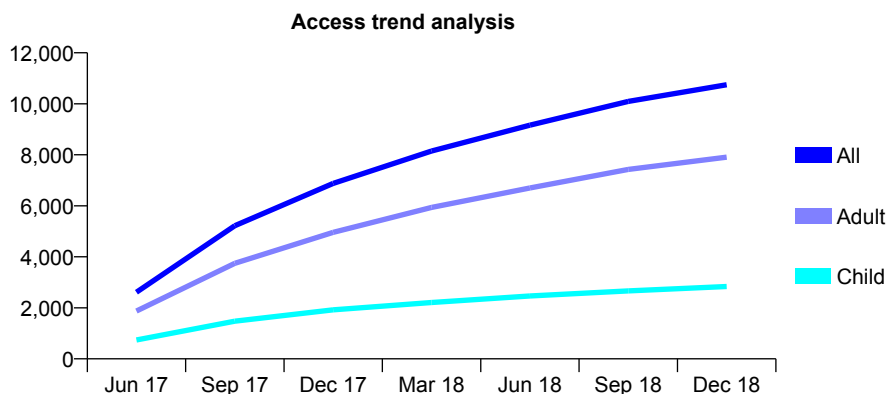
Q53 - Vital Signs At a Glance Contract Report for 100408/0000 - December 2018

Name or company name	Gentle Dental Care (WORCESTER)LTD
Contract type name	GDS Contract
Purpose of contract	General
Contract start date	01/04/2017
Contract end date	

18/19 Contracted general activity (UDA)	30,000
Carry forward general activity (UDA)	249
18/19 Contracted orthodontic activity (UOA)	0
Carry forward orthodontic activity (UOA)	0
Baseline contract value	£667,122.48

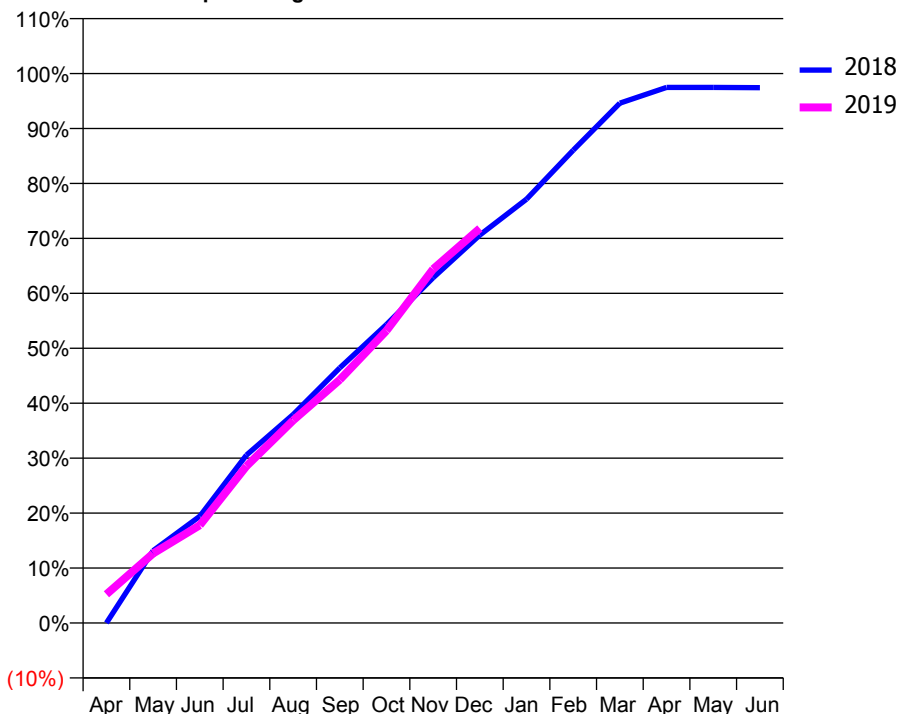
ACCESS*

Patients seen in 24 months	Total	Change since previous quarter
Quarter ending December 2017	6,881	
Quarter ending March 2018	8,150	↑
Quarter ending June 2018	9,163	↑
Quarter ending September 2018	10,093	↑
Quarter ending December 2018	10,747	↑
Variance since December 2017	56.2%	↑



ACTIVITY

Cumulative percentage of contracted UDA delivered 2018 & 2019



Month	Adjusted Scheduled Activity (UDA)	
	2018	2019
April	0	1,567
May	4,012	3,798
June	5,923	5,341
July	9,319	8,567
August	11,575	11,063
September	14,162	13,283
October	16,570	15,960
November	19,166	19,328
December	21,533	21,546
January	23,524	
February	26,241	
March	28,853	
April	29,731	
May	29,730	
June	29,714	

QUALITY

	Quantity	Base Number	Contract	AT	Region	England
% of FP17s for the same patient ID Re-attending within 3 months - Children	182	2,727	6.7%	9.4%	11.6%	11.8%
% of FP17s for the same patient ID Re-attending within 3 months - Adults	1,148	7,315	15.7%	12.6%	15.1%	15.6%
% of FP17s for the same patient ID Re-attending between 3 & 9 months - Children	1,183	2,727	43.4%	59.2%	59.9%	58.8%
% of FP17s for the same patient ID Re-attending between 3 & 9 months - Adults	2,663	7,315	36.4%	50.2%	52.0%	51.0%
% of FP17s for Band 1 Urgent Courses	1,124	9,638	11.7%	7.0%	8.0%	9.0%
% of FP17s Relating to Free Repair or Replacements	100	9,638	1.0%	0.8%	0.8%	0.8%
% of FP17s Relating to Continuations	91	9,638	0.9%	1.0%	0.9%	0.9%
% of Patients satisfied with the dentistry they have received	2	2	N/A	94.4%	93.6%	93.2%
% of Patients satisfied with the time they had to wait for an appointment	2	2	N/A	92.3%	88.6%	88.3%

* This is based on patients treated on this contract for their most recent course of treatment. Figures in italics indicate the base number of FP17s or Patient Questionnaire responses are less than 100. N/A is shown where the base number of responses is less than 10 during the period. % is calculated as Quantity/Base number*100

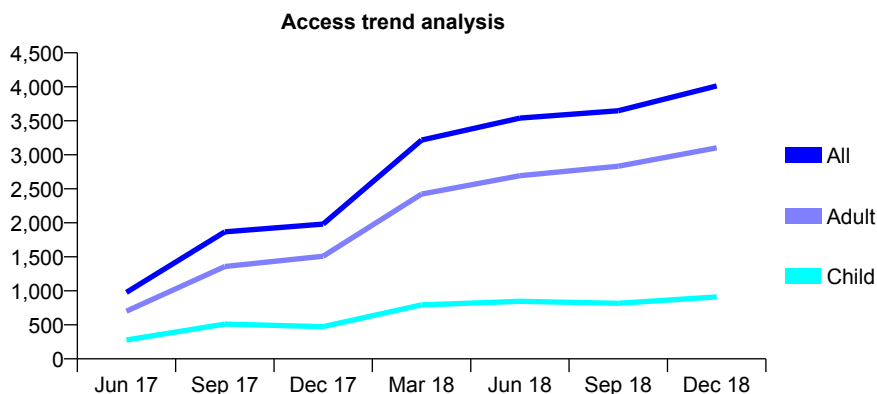
Q53 - Vital Signs At a Glance Contract Report for 100430/0000 - December 2018

Name or company name	MR T MOODLEY
Contract type name	GDS Contract
Purpose of contract	General
Contract start date	01/04/2017
Contract end date	

18/19 Contracted general activity (UDA)	10,000
Carry forward general activity (UDA)	309
18/19 Contracted orthodontic activity (UOA)	0
Carry forward orthodontic activity (UOA)	0
Baseline contract value	£223,675.16

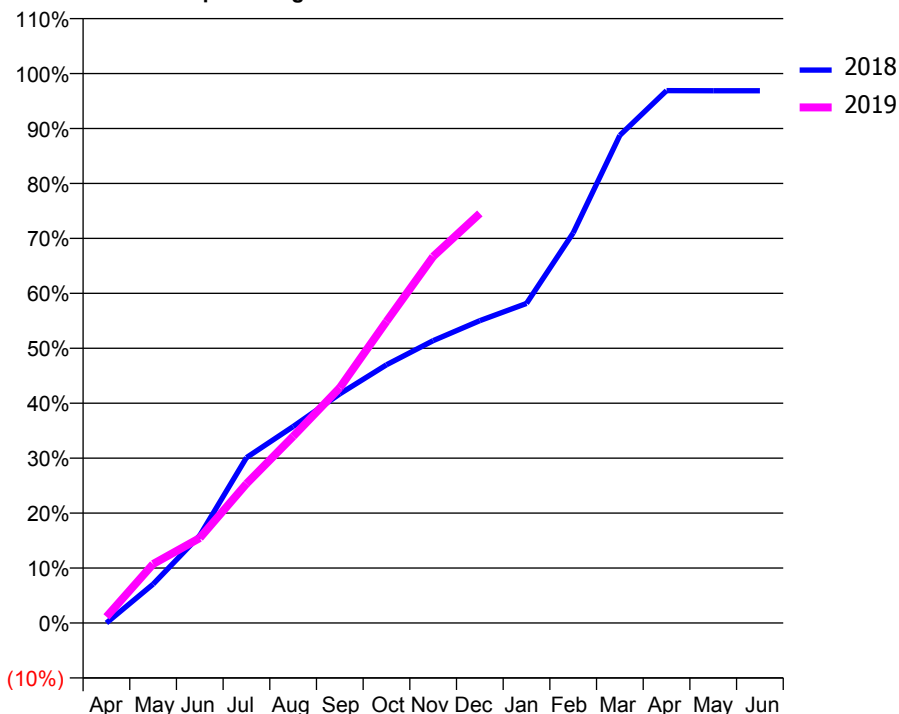
ACCESS*

Patients seen in 24 months	Total	Change since previous quarter
Quarter ending December 2017	1,982	
Quarter ending March 2018	3,216	↑
Quarter ending June 2018	3,540	↑
Quarter ending September 2018	3,648	↑
Quarter ending December 2018	4,013	↑
Variance since December 2017	102.5%	↑



ACTIVITY

Cumulative percentage of contracted UDA delivered 2018 & 2019



Month	Adjusted Scheduled Activity (UDA)	
	2018	2019
April	0	112
May	703	1,074
June	1,581	1,548
July	2,986	2,535
August	3,547	3,395
September	4,137	4,281
October	4,662	5,489
November	5,097	6,670
December	5,459	7,453
January	5,770	
February	7,041	
March	8,805	
April	9,611	
May	9,608	
June	9,608	

QUALITY

	Quantity	Base Number	Contract	AT	Region	England
% of FP17s for the same patient ID Re-attending within 3 months - Children	42	1,103	3.8%	9.4%	11.6%	11.8%
% of FP17s for the same patient ID Re-attending within 3 months - Adults	284	3,221	8.8%	12.6%	15.1%	15.6%
% of FP17s for the same patient ID Re-attending between 3 & 9 months - Children	347	1,103	31.5%	59.2%	59.9%	58.8%
% of FP17s for the same patient ID Re-attending between 3 & 9 months - Adults	808	3,221	25.1%	50.2%	52.0%	51.0%
% of FP17s for Band 1 Urgent Courses	119	3,476	3.4%	7.0%	8.0%	9.0%
% of FP17s Relating to Free Repair or Replacements	40	3,476	1.2%	0.8%	0.8%	0.8%
% of FP17s Relating to Continuations	59	3,476	1.7%	1.0%	0.9%	0.9%
% of Patients satisfied with the dentistry they have received	2	2	N/A	94.4%	93.6%	93.2%
% of Patients satisfied with the time they had to wait for an appointment	2	2	N/A	92.3%	88.6%	88.3%

* This is based on patients treated on this contract for their most recent course of treatment. Figures in italics indicate the base number of FP17s or Patient Questionnaire responses are less than 100. N/A is shown where the base number of responses is less than 10 during the period. % is calculated as Quantity/Base number*100

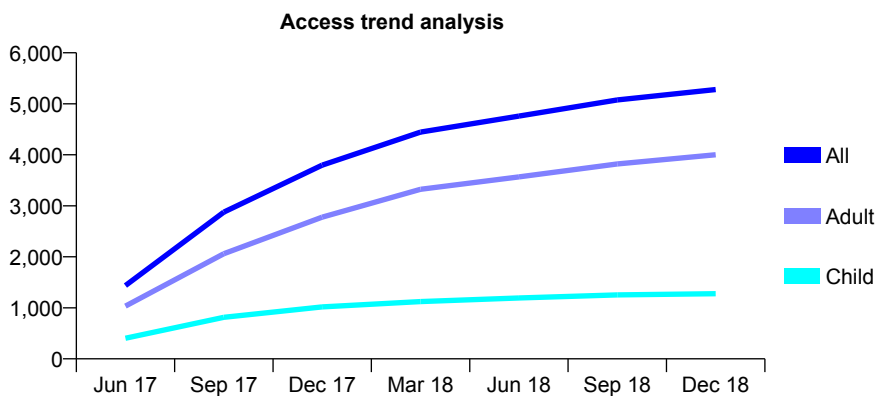
Q53 - Vital Signs At a Glance Contract Report for 100431/0000 - December 2018

Name or company name	OASIS DENTAL CARE LTD
Contract type name	GDS Contract
Purpose of contract	General
Contract start date	01/04/2017
Contract end date	

18/19 Contracted general activity (UDA)	16,078
Carry forward general activity (UDA)	-286
18/19 Contracted orthodontic activity (UOA)	0
Carry forward orthodontic activity (UOA)	0
Baseline contract value	£347,224.05

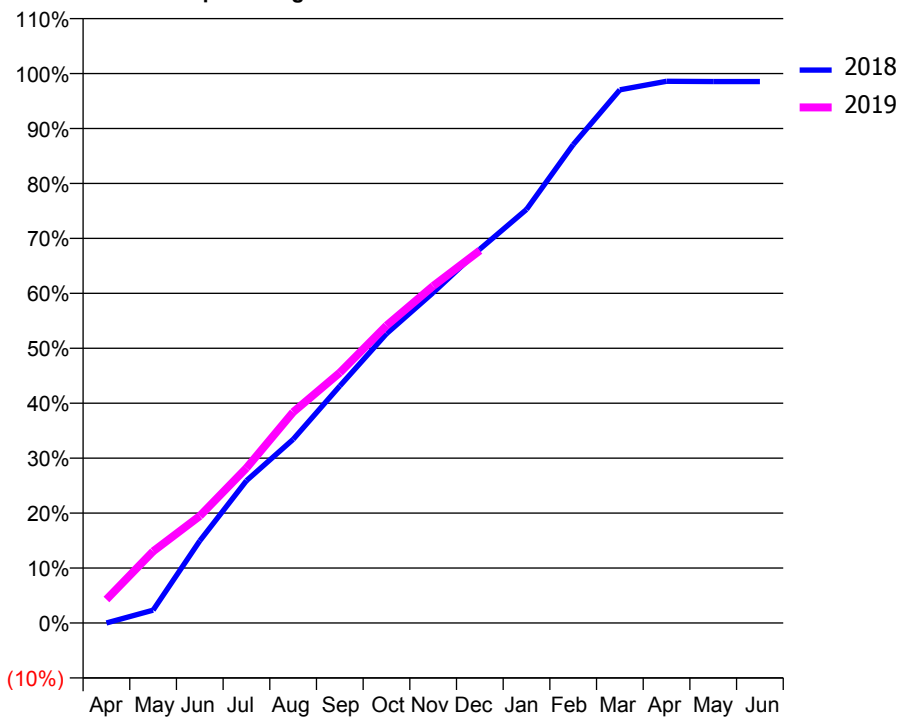
ACCESS*

Patients seen in 24 months	Total	Change since previous quarter
Quarter ending December 2017	3,797	
Quarter ending March 2018	4,446	↑
Quarter ending June 2018	4,760	↑
Quarter ending September 2018	5,075	↑
Quarter ending December 2018	5,279	↑
Variance since December 2017	39.0%	↑



ACTIVITY

Cumulative percentage of contracted UDA delivered 2018 & 2019



Month	Adjusted Scheduled Activity (UDA)	
	2018	2019
April	0	690
May	377	2,095
June	2,407	3,131
July	4,166	4,535
August	5,373	6,172
September	6,936	7,324
October	8,466	8,704
November	9,665	9,860
December	10,939	10,900
January	12,101	
February	13,999	
March	15,599	
April	15,851	
May	15,844	
June	15,843	

QUALITY

	Quantity	Base Number	Contract	AT	Region	England
% of FP17s for the same patient ID Re-attending within 3 months - Children	49	1,271	3.9%	9.4%	11.6%	11.8%
% of FP17s for the same patient ID Re-attending within 3 months - Adults	307	3,644	8.4%	12.6%	15.1%	15.6%
% of FP17s for the same patient ID Re-attending between 3 & 9 months - Children	809	1,271	63.7%	59.2%	59.9%	58.8%
% of FP17s for the same patient ID Re-attending between 3 & 9 months - Adults	1,748	3,644	48.0%	50.2%	52.0%	51.0%
% of FP17s for Band 1 Urgent Courses	425	4,821	8.8%	7.0%	8.0%	9.0%
% of FP17s Relating to Free Repair or Replacements	56	4,821	1.2%	0.8%	0.8%	0.8%
% of FP17s Relating to Continuations	16	4,821	0.3%	1.0%	0.9%	0.9%
% of Patients satisfied with the dentistry they have received	8	8	N/A	94.4%	93.6%	93.2%
% of Patients satisfied with the time they had to wait for an appointment	8	8	N/A	92.3%	88.6%	88.3%

* This is based on patients treated on this contract for their most recent course of treatment. Figures in italics indicate the base number of FP17s or Patient Questionnaire responses are less than 100. N/A is shown where the base number of responses is less than 10 during the period. % is calculated as Quantity/Base number*100

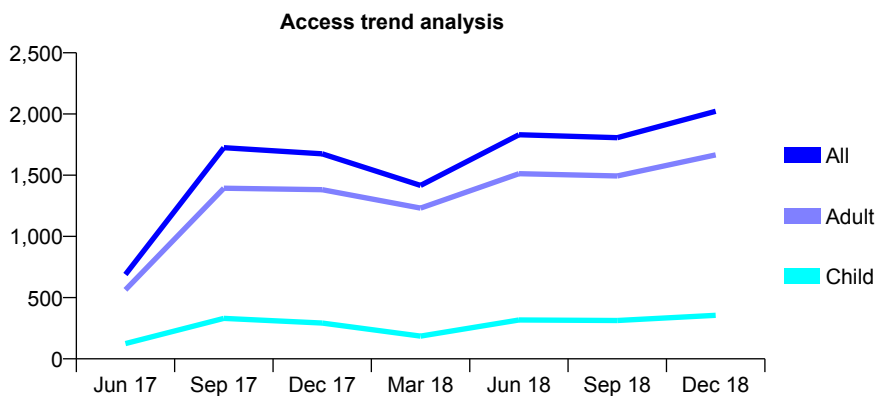
Q53 - Vital Signs At a Glance Contract Report for 100435/0000 - December 2018

Name or company name	MR DJ LANGMAN
Contract type name	GDS Contract
Purpose of contract	General
Contract start date	01/04/2017
Contract end date	

18/19 Contracted general activity (UDA)	5,000
Carry forward general activity (UDA)	-42
18/19 Contracted orthodontic activity (UOA)	0
Carry forward orthodontic activity (UOA)	0
Baseline contract value	£125,977.96

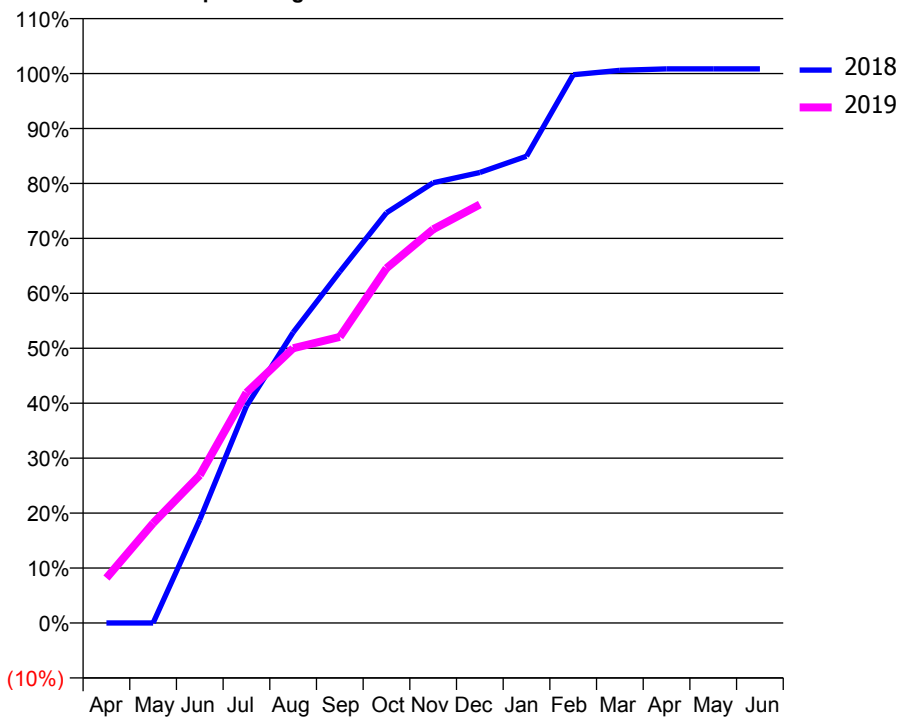
ACCESS*

Patients seen in 24 months	Total	Change since previous quarter
Quarter ending December 2017	1,675	
Quarter ending March 2018	1,417	↓
Quarter ending June 2018	1,831	↑
Quarter ending September 2018	1,807	↓
Quarter ending December 2018	2,022	↑
Variance since December 2017	20.7%	↑



ACTIVITY

Cumulative percentage of contracted UDA delivered 2018 & 2019



Adjusted Scheduled Activity (UDA)		
Month	2018	2019
April	0	409
May	0	908
June	945	1,346
July	1,984	2,097
August	2,659	2,500
September	3,214	2,603
October	3,753	3,228
November	4,028	3,583
December	4,122	3,808
January	4,270	
February	5,016	
March	5,056	
April	5,069	
May	5,069	
June	5,069	

QUALITY

	Quantity	Base Number	Contract	AT	Region	England
% of FP17s for the same patient ID Re-attending within 3 months - Children	11	458	2.4%	9.4%	11.6%	11.8%
% of FP17s for the same patient ID Re-attending within 3 months - Adults	181	1,935	9.4%	12.6%	15.1%	15.6%
% of FP17s for the same patient ID Re-attending between 3 & 9 months - Children	123	458	26.9%	59.2%	59.9%	58.8%
% of FP17s for the same patient ID Re-attending between 3 & 9 months - Adults	429	1,935	22.2%	50.2%	52.0%	51.0%
% of FP17s for Band 1 Urgent Courses	235	2,385	9.9%	7.0%	8.0%	9.0%
% of FP17s Relating to Free Repair or Replacements	20	2,385	0.8%	0.8%	0.8%	0.8%
% of FP17s Relating to Continuations	19	2,385	0.8%	1.0%	0.9%	0.9%
% of Patients satisfied with the dentistry they have received	2	2	N/A	94.4%	93.6%	93.2%
% of Patients satisfied with the time they had to wait for an appointment	2	2	N/A	92.3%	88.6%	88.3%

* This is based on patients treated on this contract for their most recent course of treatment. Figures in italics indicate the base number of FP17s or Patient Questionnaire responses are less than 100. N/A is shown where the base number of responses is less than 10 during the period. % is calculated as Quantity/Base number*100

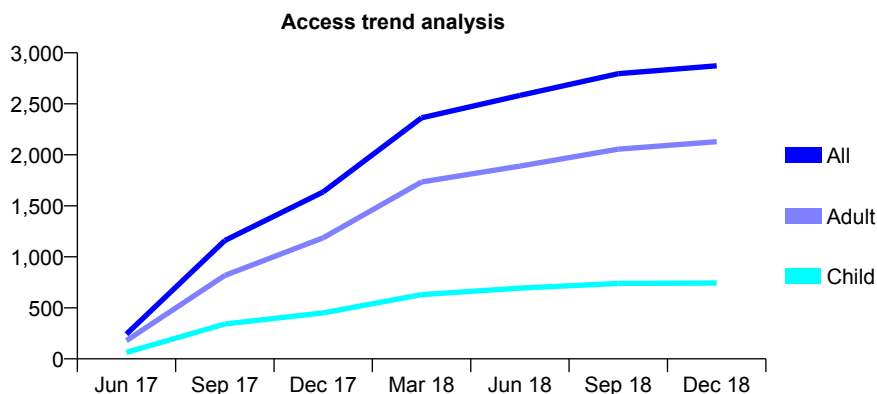
Q53 - Vital Signs At a Glance Contract Report for 100449/0000 - December 2018

Name or company name	BST Partnership
Contract type name	GDS Contract
Purpose of contract	General
Contract start date	01/04/2017
Contract end date	

18/19 Contracted general activity (UDA)	8,000
Carry forward general activity (UDA)	0
18/19 Contracted orthodontic activity (UOA)	0
Carry forward orthodontic activity (UOA)	0
Baseline contract value	£201,564.74

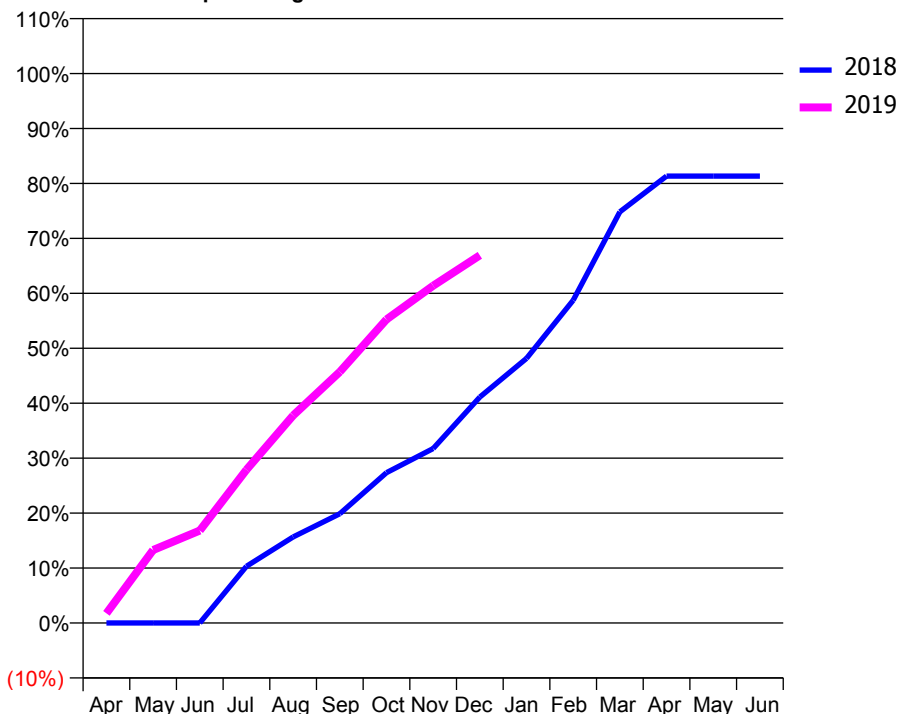
ACCESS*

Patients seen in 24 months	Total	Change since previous quarter
Quarter ending December 2017	1,636	
Quarter ending March 2018	2,363	↑
Quarter ending June 2018	2,583	↑
Quarter ending September 2018	2,795	↑
Quarter ending December 2018	2,872	↑
Variance since December 2017	75.6%	↑



ACTIVITY

Cumulative percentage of contracted UDA delivered 2018 & 2019



Adjusted Scheduled Activity (UDA)

Month	2018	2019
April	0	140
May	0	1,063
June	0	1,346
July	854	2,232
August	1,295	3,022
September	1,644	3,657
October	2,263	4,419
November	2,625	4,911
December	3,400	5,353
January	3,983	
February	4,859	
March	6,188	
April	6,726	
May	6,725	
June	6,725	

QUALITY

	Quantity	Base Number	Contract	AT	Region	England
% of FP17s for the same patient ID Re-attending within 3 months - Children	66	780	8.5%	9.4%	11.6%	11.8%
% of FP17s for the same patient ID Re-attending within 3 months - Adults	347	2,269	15.3%	12.6%	15.1%	15.6%
% of FP17s for the same patient ID Re-attending between 3 & 9 months - Children	478	780	61.3%	59.2%	59.9%	58.8%
% of FP17s for the same patient ID Re-attending between 3 & 9 months - Adults	1,136	2,269	50.1%	50.2%	52.0%	51.0%
% of FP17s for Band 1 Urgent Courses	388	2,861	13.6%	7.0%	8.0%	9.0%
% of FP17s Relating to Free Repair or Replacements	21	2,861	0.7%	0.8%	0.8%	0.8%
% of FP17s Relating to Continuations	13	2,861	0.5%	1.0%	0.9%	0.9%
% of Patients satisfied with the dentistry they have received	3	3	N/A	94.4%	93.6%	93.2%
% of Patients satisfied with the time they had to wait for an appointment	3	3	N/A	92.3%	88.6%	88.3%

* This is based on patients treated on this contract for their most recent course of treatment. Figures in italics indicate the base number of FP17s or Patient Questionnaire responses are less than 100. N/A is shown where the base number of responses is less than 10 during the period. % is calculated as Quantity/Base number*100

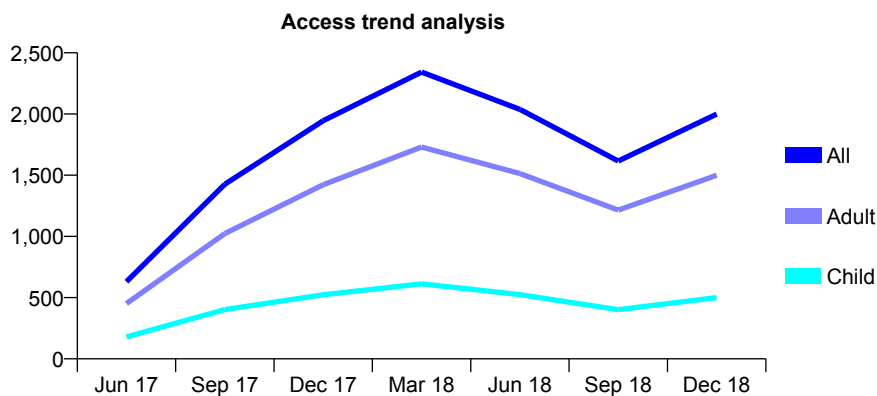
Q53 - Vital Signs At a Glance Contract Report for 100450/0000 - December 2018

Name or company name	OASIS DENTAL CARE LTD
Contract type name	GDS Contract
Purpose of contract	General
Contract start date	01/04/2017
Contract end date	

18/19 Contracted general activity (UDA)	6,000
Carry forward general activity (UDA)	-118
18/19 Contracted orthodontic activity (UOA)	0
Carry forward orthodontic activity (UOA)	0
Baseline contract value	£135,747.68

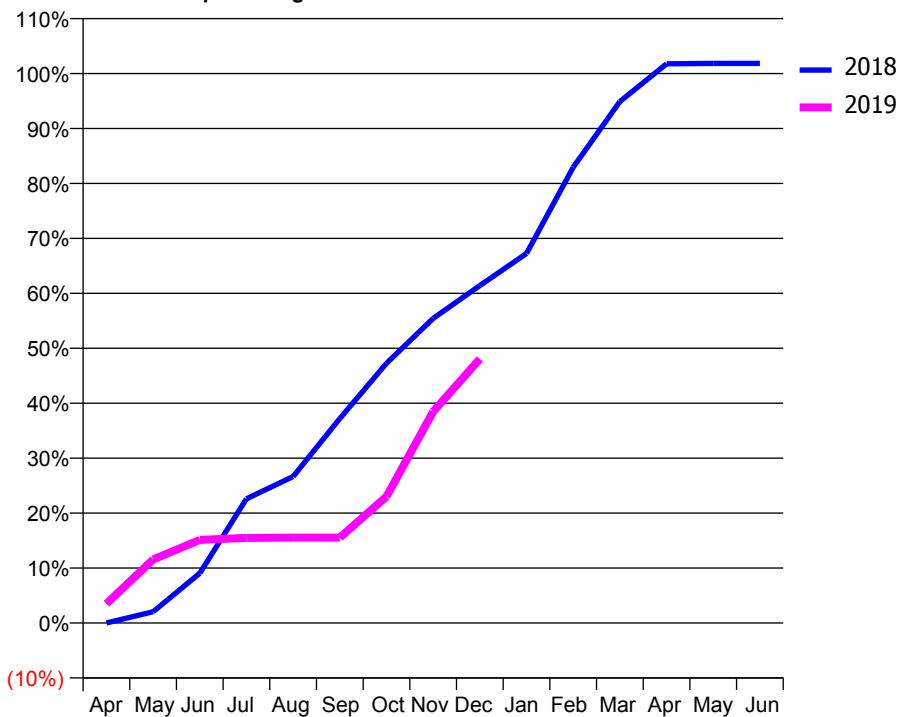
ACCESS*

Patients seen in 24 months	Total	Change since previous quarter
Quarter ending December 2017	1,945	
Quarter ending March 2018	2,343	↑
Quarter ending June 2018	2,038	↓
Quarter ending September 2018	1,616	↓
Quarter ending December 2018	1,999	↑
Variance since December 2017	2.8%	↑



ACTIVITY

Cumulative percentage of contracted UDA delivered 2018 & 2019



Month	Adjusted Scheduled Activity (UDA)	
	2018	2019
April	0	210
May	121	694
June	533	908
July	1,330	929
August	1,567	933
September	2,188	933
October	2,778	1,381
November	3,260	2,309
December	3,610	2,884
January	3,954	
February	4,876	
March	5,580	
April	5,984	
May	5,988	
June	5,988	

QUALITY

	Quantity	Base Number	Contract	AT	Region	England
% of FP17s for the same patient ID Re-attending within 3 months - Children	12	430	2.8%	9.4%	11.6%	11.8%
% of FP17s for the same patient ID Re-attending within 3 months - Adults	54	1,370	3.9%	12.6%	15.1%	15.6%
% of FP17s for the same patient ID Re-attending between 3 & 9 months - Children	171	430	39.8%	59.2%	59.9%	58.8%
% of FP17s for the same patient ID Re-attending between 3 & 9 months - Adults	500	1,370	36.5%	50.2%	52.0%	51.0%
% of FP17s for Band 1 Urgent Courses	49	1,600	3.1%	7.0%	8.0%	9.0%
% of FP17s Relating to Free Repair or Replacements	10	1,600	0.6%	0.8%	0.8%	0.8%
% of FP17s Relating to Continuations	24	1,600	1.5%	1.0%	0.9%	0.9%
% of Patients satisfied with the dentistry they have received	0	0	N/A	94.4%	93.6%	93.2%
% of Patients satisfied with the time they had to wait for an appointment	0	0	N/A	92.3%	88.6%	88.3%

* This is based on patients treated on this contract for their most recent course of treatment. Figures in italics indicate the base number of FP17s or Patient Questionnaire responses are less than 100. N/A is shown where the base number of responses is less than 10 during the period. % is calculated as Quantity/Base number*100

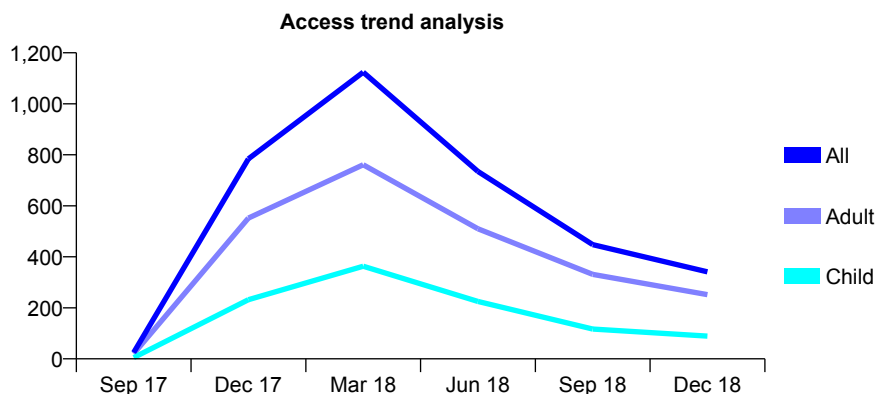
Q53 - Vital Signs At a Glance Contract Report for 100514/0000 - December 2018

Name or company name	MR AS DULKU
Contract type name	PDS Plus Contract
Purpose of contract	General
Contract start date	01/09/2017
Contract end date	30/06/2018

18/19 Contracted general activity (UDA)	1,250
Carry forward general activity (UDA)	-50
18/19 Contracted orthodontic activity (UOA)	0
Carry forward orthodontic activity (UOA)	0
Baseline contract value	£14,025.00

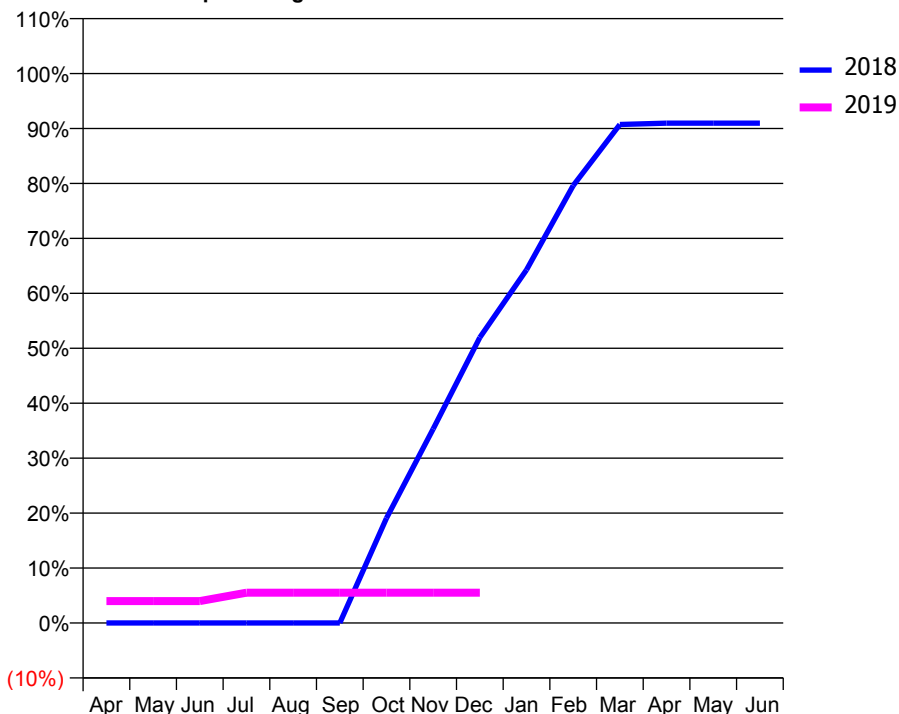
ACCESS*

Patients seen in 24 months	Total	Change since previous quarter
Quarter ending December 2017	784	
Quarter ending March 2018	1,124	↑
Quarter ending June 2018	735	↓
Quarter ending September 2018	448	↓
Quarter ending December 2018	341	↓
Variance since December 2017	(56.5%)	↓



ACTIVITY

Cumulative percentage of contracted UDA delivered 2018 & 2019



Month	Adjusted Scheduled Activity (UDA)	
	2018	2019
April	0	50
May	0	50
June	0	50
July	0	69
August	0	69
September	0	69
October	538	69
November	995	69
December	1,464	69
January	1,810	
February	2,243	
March	2,555	
April	2,562	
May	2,562	
June	2,562	

QUALITY

	Quantity	Base Number	Contract	AT	Region	England
% of FP17s for the same patient ID Re-attending within 3 months - Children	0	5	0.0%	9.4%	11.6%	11.8%
% of FP17s for the same patient ID Re-attending within 3 months - Adults	0	12	0.0%	12.6%	15.1%	15.6%
% of FP17s for the same patient ID Re-attending between 3 & 9 months - Children	2	5	40.0%	59.2%	59.9%	58.8%
% of FP17s for the same patient ID Re-attending between 3 & 9 months - Adults	5	12	41.7%	50.2%	52.0%	51.0%
% of FP17s for Band 1 Urgent Courses	0	13	0.0%	7.0%	8.0%	9.0%
% of FP17s Relating to Free Repair or Replacements	1	13	7.7%	0.8%	0.8%	0.8%
% of FP17s Relating to Continuations	0	13	0.0%	1.0%	0.9%	0.9%
% of Patients satisfied with the dentistry they have received	0	0	N/A	94.4%	93.6%	93.2%
% of Patients satisfied with the time they had to wait for an appointment	0	0	N/A	92.3%	88.6%	88.3%

* This is based on patients treated on this contract for their most recent course of treatment. Figures in italics indicate the base number of FP17s or Patient Questionnaire responses are less than 100. N/A is shown where the base number of responses is less than 10 during the period. % is calculated as Quantity/Base number*100

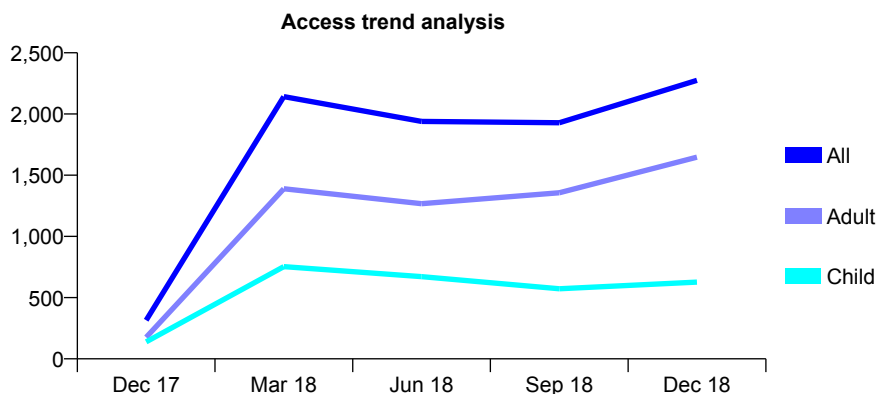
Q53 - Vital Signs At a Glance Contract Report for 100540/0000 - December 2018

Name or company name	College Road Dental Practice
Contract type name	GDS Contract
Purpose of contract	General
Contract start date	01/04/2017
Contract end date	

18/19 Contracted general activity (UDA)	7,700
Carry forward general activity (UDA)	0
18/19 Contracted orthodontic activity (UOA)	0
Carry forward orthodontic activity (UOA)	0
Baseline contract value	£172,245.92

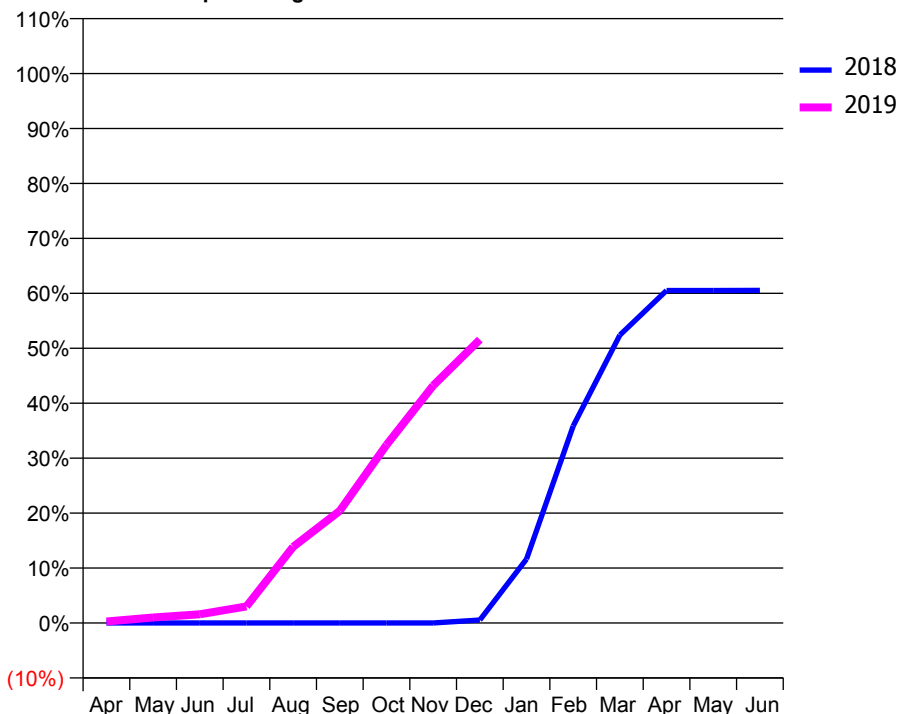
ACCESS*

Patients seen in 24 months	Total	Change since previous quarter
Quarter ending December 2017	315	
Quarter ending March 2018	2,142	↑
Quarter ending June 2018	1,939	↓
Quarter ending September 2018	1,929	→
Quarter ending December 2018	2,275	↑
Variance since December 2017	622.2%	↑



ACTIVITY

Cumulative percentage of contracted UDA delivered 2018 & 2019



Adjusted Scheduled Activity (UDA)

Month	2018	2019
April	0	22
May	0	77
June	0	123
July	0	232
August	0	1,068
September	0	1,572
October	0	2,495
November	0	3,326
December	42	3,971
January	895	
February	2,762	
March	4,035	
April	4,659	
May	4,660	
June	4,661	

QUALITY

	Quantity	Base Number	Contract	AT	Region	England
% of FP17s for the same patient ID Re-attending within 3 months - Children	17	528	3.2%	9.4%	11.6%	11.8%
% of FP17s for the same patient ID Re-attending within 3 months - Adults	74	1,492	5.0%	12.6%	15.1%	15.6%
% of FP17s for the same patient ID Re-attending between 3 & 9 months - Children	106	528	20.1%	59.2%	59.9%	58.8%
% of FP17s for the same patient ID Re-attending between 3 & 9 months - Adults	302	1,492	20.2%	50.2%	52.0%	51.0%
% of FP17s for Band 1 Urgent Courses	20	1,775	1.1%	7.0%	8.0%	9.0%
% of FP17s Relating to Free Repair or Replacements	9	1,775	0.5%	0.8%	0.8%	0.8%
% of FP17s Relating to Continuations	25	1,775	1.4%	1.0%	0.9%	0.9%
% of Patients satisfied with the dentistry they have received	0	0	N/A	94.4%	93.6%	93.2%
% of Patients satisfied with the time they had to wait for an appointment	0	0	N/A	92.3%	88.6%	88.3%

* This is based on patients treated on this contract for their most recent course of treatment. Figures in italics indicate the base number of FP17s or Patient Questionnaire responses are less than 100. N/A is shown where the base number of responses is less than 10 during the period. % is calculated as Quantity/Base number*100

Q53 - Vital Signs At a Glance Contract Report for 100882/0000 - December 2018


Name or company name	Mr Gill
Contract type name	PDS Plus Contract
Purpose of contract	General
Contract start date	01/09/2018
Contract end date	31/08/2021

18/19 Contracted general activity (UDA)	12,921
Carry forward general activity (UDA)	0
18/19 Contracted orthodontic activity (UOA)	0
Carry forward orthodontic activity (UOA)	0
Baseline contract value	£144,971.75

ACCESS*

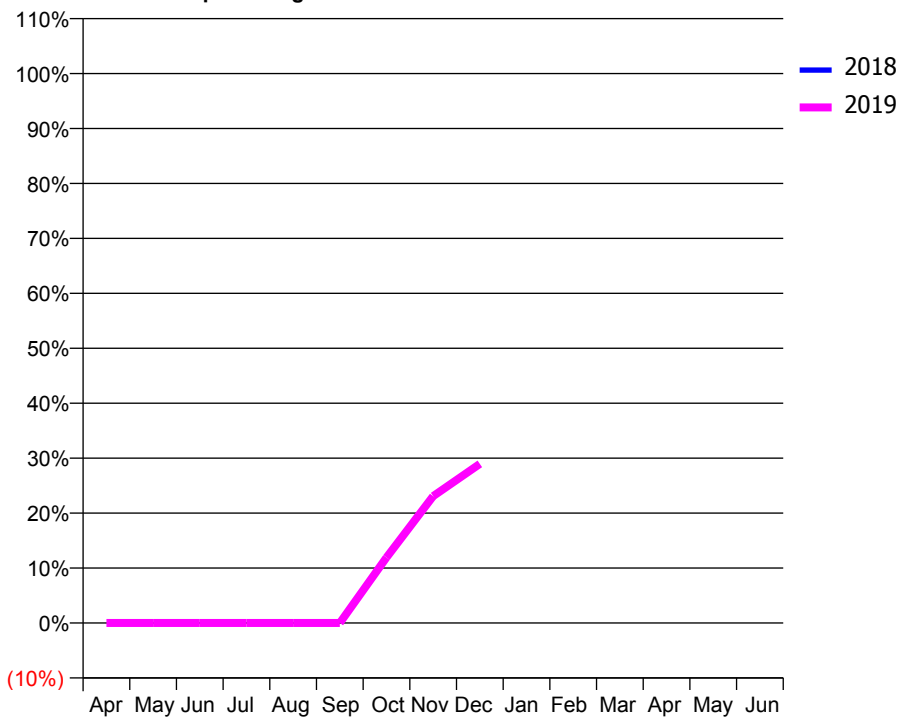
Patients seen in 24 months	Total	Change since previous quarter
Quarter ending December 2017	0	
Quarter ending March 2018	0	
Quarter ending June 2018	0	
Quarter ending September 2018	0	
Quarter ending December 2018	1,488	↑
Variance since December 2017	N/A	

Access trend analysis



ACTIVITY

Cumulative percentage of contracted UDA delivered 2018 & 2019



Month	Adjusted Scheduled Activity (UDA)	
	2018	2019
April	0	0
May	0	0
June	0	0
July	0	0
August	0	0
September	0	0
October	0	1,543
November	0	2,983
December	0	3,741
January	0	0
February	0	0
March	0	0
April	0	0
May	0	0
June	0	0

QUALITY

	Quantity	Base Number	Contract	AT	Region	England
% of FP17s for the same patient ID Re-attending within 3 months - Children	19	434	4.4%	9.4%	11.6%	11.8%
% of FP17s for the same patient ID Re-attending within 3 months - Adults	48	1,152	4.2%	12.6%	15.1%	15.6%
% of FP17s for the same patient ID Re-attending between 3 & 9 months - Children	0	434	0.0%	59.2%	59.9%	58.8%
% of FP17s for the same patient ID Re-attending between 3 & 9 months - Adults	13	1,152	1.1%	50.2%	52.0%	51.0%
% of FP17s for Band 1 Urgent Courses	26	1,586	1.6%	7.0%	8.0%	9.0%
% of FP17s Relating to Free Repair or Replacements	5	1,586	0.3%	0.8%	0.8%	0.8%
% of FP17s Relating to Continuations	1	1,586	0.1%	1.0%	0.9%	0.9%
% of Patients satisfied with the dentistry they have received	0	0	N/A	94.4%	93.6%	93.2%
% of Patients satisfied with the time they had to wait for an appointment	0	0	N/A	92.3%	88.6%	88.3%

* This is based on patients treated on this contract for their most recent course of treatment. Figures in italics indicate the base number of FP17s or Patient Questionnaire responses are less than 100. N/A is shown where the base number of responses is less than 10 during the period. % is calculated as Quantity/Base number*100

Q53 - Vital Signs At a Glance Contract Report for 100911/0000 - December 2018


Name or company name	Grafton House Dental Practice
Contract type name	GDS Contract
Purpose of contract	General
Contract start date	01/10/2018
Contract end date	

18/19 Contracted general activity (UDA)	16,042
Carry forward general activity (UDA)	0
18/19 Contracted orthodontic activity (UOA)	0
Carry forward orthodontic activity (UOA)	0
Baseline contract value	£356,732.63

ACCESS*

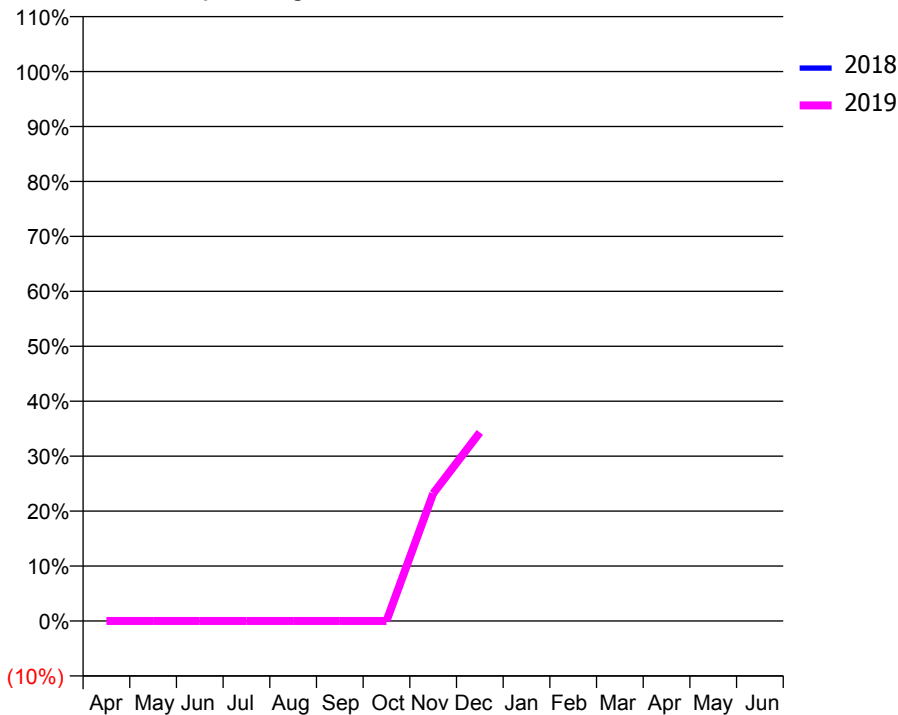
Patients seen in 24 months	Total	Change since previous quarter
Quarter ending December 2017	0	
Quarter ending March 2018	0	
Quarter ending June 2018	0	
Quarter ending September 2018	0	
Quarter ending December 2018	3,408	↑
Variance since December 2017	N/A	

Access trend analysis



ACTIVITY

Cumulative percentage of contracted UDA delivered 2018 & 2019



Adjusted Scheduled Activity (UDA)

Month	2018	2019
April	0	0
May	0	0
June	0	0
July	0	0
August	0	0
September	0	0
October	0	0
November	0	3,724
December	0	5,505
January	0	
February	0	
March	0	
April	0	
May	0	
June	0	

QUALITY

	Quantity	Base Number	Contract	AT	Region	England
% of FP17s for the same patient ID Re-attending within 3 months - Children	13	686	1.9%	9.4%	11.6%	11.8%
% of FP17s for the same patient ID Re-attending within 3 months - Adults	75	2,585	2.9%	12.6%	15.1%	15.6%
% of FP17s for the same patient ID Re-attending between 3 & 9 months - Children	0	686	0.0%	59.2%	59.9%	58.8%
% of FP17s for the same patient ID Re-attending between 3 & 9 months - Adults	0	2,585	0.0%	50.2%	52.0%	51.0%
% of FP17s for Band 1 Urgent Courses	152	3,271	4.6%	7.0%	8.0%	9.0%
% of FP17s Relating to Free Repair or Replacements	21	3,271	0.6%	0.8%	0.8%	0.8%
% of FP17s Relating to Continuations	11	3,271	0.3%	1.0%	0.9%	0.9%
% of Patients satisfied with the dentistry they have received	0	0	N/A	94.4%	93.6%	93.2%
% of Patients satisfied with the time they had to wait for an appointment	0	0	N/A	92.3%	88.6%	88.3%

* This is based on patients treated on this contract for their most recent course of treatment. Figures in italics indicate the base number of FP17s or Patient Questionnaire responses are less than 100. N/A is shown where the base number of responses is less than 10 during the period. % is calculated as Quantity/Base number*100

Q53 - Vital Signs At a Glance Contract Report for 100915/0000 - December 2018


Name or company name	The Fold & Fairfield Dental Surgery's partn
Contract type name	GDS Contract
Purpose of contract	General
Contract start date	01/12/2018
Contract end date	

18/19 Contracted general activity (UDA)	413
Carry forward general activity (UDA)	0
18/19 Contracted orthodontic activity (UOA)	0
Carry forward orthodontic activity (UOA)	0
Baseline contract value	£9,854.11

ACCESS*

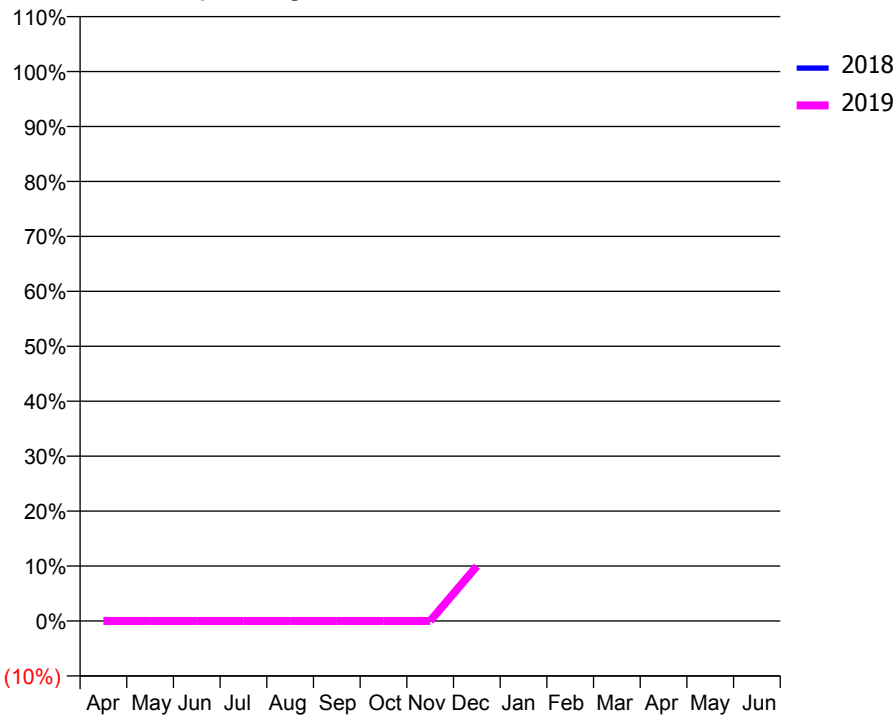
Patients seen in 24 months	Total	Change since previous quarter
Quarter ending December 2017	0	
Quarter ending March 2018	0	
Quarter ending June 2018	0	
Quarter ending September 2018	0	
Quarter ending December 2018	29	↑
Variance since December 2017	N/A	

Access trend analysis



ACTIVITY

Cumulative percentage of contracted UDA delivered 2018 & 2019



Month	Adjusted Scheduled Activity (UDA)	
	2018	2019
April	0	0
May	0	0
June	0	0
July	0	0
August	0	0
September	0	0
October	0	0
November	0	0
December	0	41
January	0	
February	0	
March	0	
April	0	
May	0	
June	0	

QUALITY

	Quantity	Base Number	Contract	AT	Region	England
% of FP17s for the same patient ID Re-attending within 3 months - Children	0	10	0.0%	9.4%	11.6%	11.8%
% of FP17s for the same patient ID Re-attending within 3 months - Adults	0	8	0.0%	12.6%	15.1%	15.6%
% of FP17s for the same patient ID Re-attending between 3 & 9 months - Children	0	10	0.0%	59.2%	59.9%	58.8%
% of FP17s for the same patient ID Re-attending between 3 & 9 months - Adults	0	8	0.0%	50.2%	52.0%	51.0%
% of FP17s for Band 1 Urgent Courses	1	18	5.6%	7.0%	8.0%	9.0%
% of FP17s Relating to Free Repair or Replacements	0	18	0.0%	0.8%	0.8%	0.8%
% of FP17s Relating to Continuations	0	18	0.0%	1.0%	0.9%	0.9%
% of Patients satisfied with the dentistry they have received	0	0	N/A	94.4%	93.6%	93.2%
% of Patients satisfied with the time they had to wait for an appointment	0	0	N/A	92.3%	88.6%	88.3%

* This is based on patients treated on this contract for their most recent course of treatment. Figures in italics indicate the base number of FP17s or Patient Questionnaire responses are less than 100. N/A is shown where the base number of responses is less than 10 during the period. % is calculated as Quantity/Base number*100

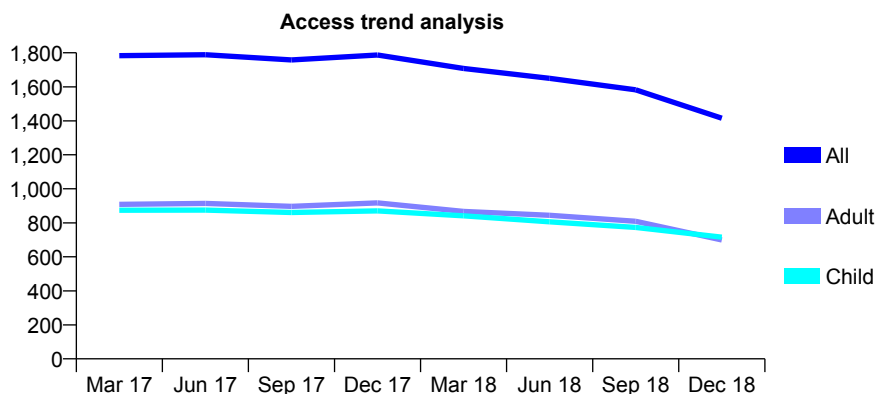
Q53 - Vital Signs At a Glance Contract Report for 101281/0108 - December 2018

Name or company name	OASIS DENTAL CARE LTD
Contract type name	GDS Contract
Purpose of contract	General
Contract start date	01/04/2006
Contract end date	

18/19 Contracted general activity (UDA)	2,500
Carry forward general activity (UDA)	-50
18/19 Contracted orthodontic activity (UOA)	0
Carry forward orthodontic activity (UOA)	0
Baseline contract value	£61,769.57

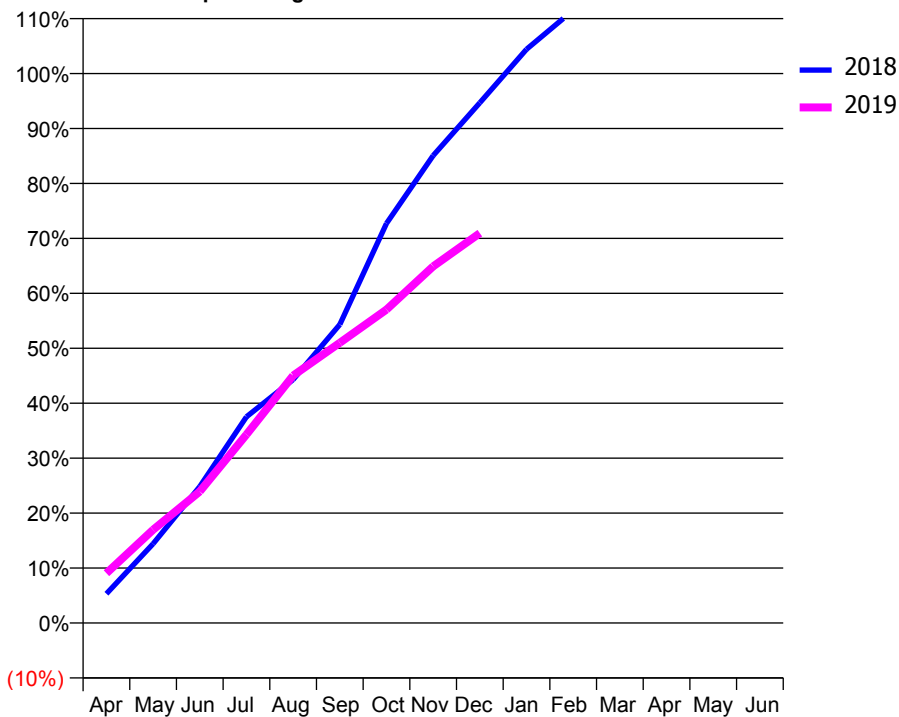
ACCESS*

Patients seen in 24 months	Total	Change since previous quarter
Quarter ending December 2017	1,787	
Quarter ending March 2018	1,708	↓
Quarter ending June 2018	1,650	↓
Quarter ending September 2018	1,582	↓
Quarter ending December 2018	1,415	↓
Variance since December 2017	(20.8%)	↓



ACTIVITY

Cumulative percentage of contracted UDA delivered 2018 & 2019



Month	Adjusted Scheduled Activity (UDA)	
	2018	2019
April	133	227
May	361	425
June	621	598
July	938	858
August	1,107	1,125
September	1,358	1,275
October	1,818	1,426
November	2,127	1,623
December	2,367	1,774
January	2,610	
February	2,787	
March	2,932	
April	3,011	
May	3,012	
June	3,012	

QUALITY

	Quantity	Base Number	Contract	AT	Region	England
% of FP17s for the same patient ID Re-attending within 3 months - Children	33	781	4.2%	9.4%	11.6%	11.8%
% of FP17s for the same patient ID Re-attending within 3 months - Adults	49	484	10.1%	12.6%	15.1%	15.6%
% of FP17s for the same patient ID Re-attending between 3 & 9 months - Children	519	781	66.5%	59.2%	59.9%	58.8%
% of FP17s for the same patient ID Re-attending between 3 & 9 months - Adults	283	484	58.5%	50.2%	52.0%	51.0%
% of FP17s for Band 1 Urgent Courses	43	1,208	3.6%	7.0%	8.0%	9.0%
% of FP17s Relating to Free Repair or Replacements	4	1,208	0.3%	0.8%	0.8%	0.8%
% of FP17s Relating to Continuations	17	1,208	1.4%	1.0%	0.9%	0.9%
% of Patients satisfied with the dentistry they have received	0	0	N/A	94.4%	93.6%	93.2%
% of Patients satisfied with the time they had to wait for an appointment	0	0	N/A	92.3%	88.6%	88.3%

* This is based on patients treated on this contract for their most recent course of treatment. Figures in italics indicate the base number of FP17s or Patient Questionnaire responses are less than 100. N/A is shown where the base number of responses is less than 10 during the period. % is calculated as Quantity/Base number*100

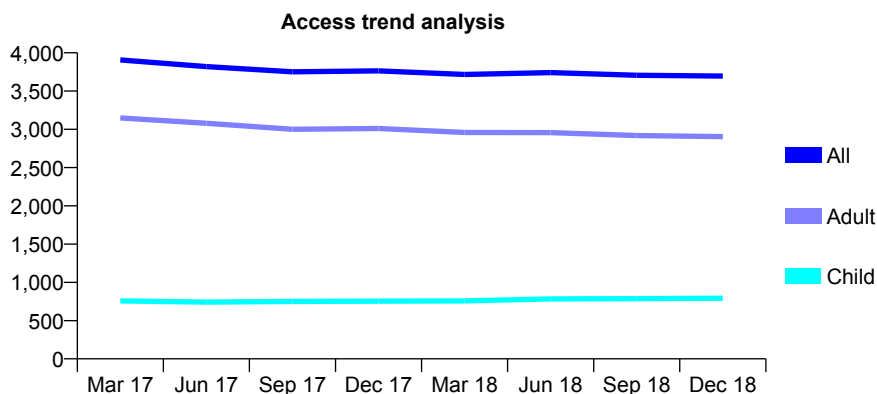
Q53 - Vital Signs At a Glance Contract Report for 101281/0134 - December 2018

Name or company name	OASIS DENTAL CARE LTD
Contract type name	GDS Contract
Purpose of contract	General
Contract start date	01/04/2006
Contract end date	

18/19 Contracted general activity (UDA)	12,151
Carry forward general activity (UDA)	0
18/19 Contracted orthodontic activity (UOA)	0
Carry forward orthodontic activity (UOA)	0
Baseline contract value	£271,788.46

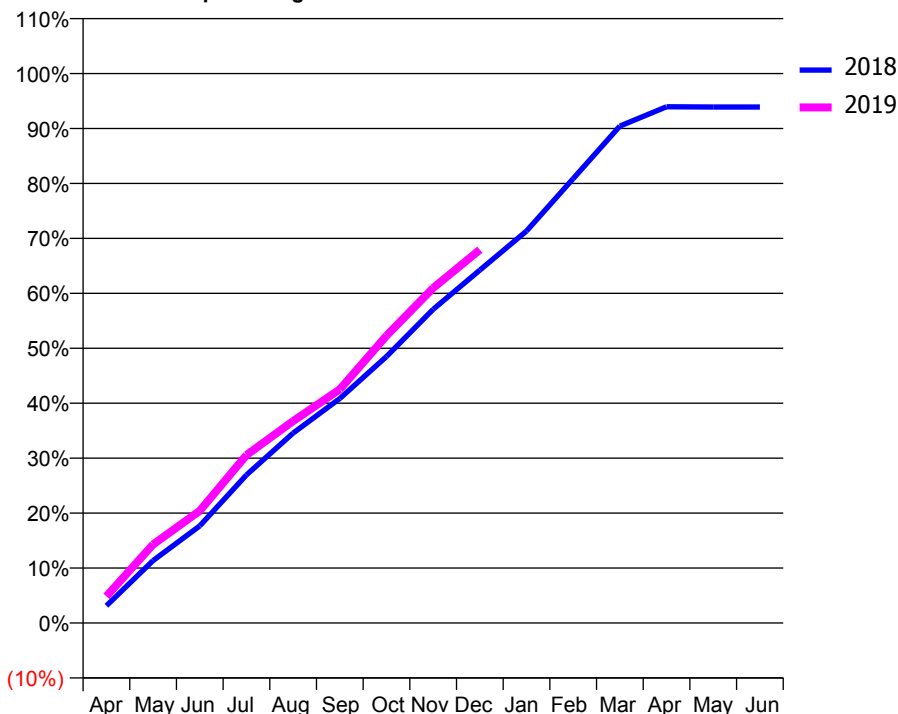
ACCESS*

Patients seen in 24 months	Total	Change since previous quarter
Quarter ending December 2017	3,764	
Quarter ending March 2018	3,716	↓
Quarter ending June 2018	3,741	→
Quarter ending September 2018	3,706	→
Quarter ending December 2018	3,696	→
Variance since December 2017	(1.8%)	↓



ACTIVITY

Cumulative percentage of contracted UDA delivered 2018 & 2019



Adjusted Scheduled Activity (UDA)		
Month	2018	2019
April	381	592
May	1,381	1,738
June	2,147	2,481
July	3,274	3,714
August	4,200	4,465
September	4,964	5,166
October	5,893	6,353
November	6,938	7,410
December	7,803	8,254
January	8,668	
February	9,828	
March	10,987	
April	11,415	
May	11,410	
June	11,411	

QUALITY

	Quantity	Base Number	Contract	AT	Region	England
% of FP17s for the same patient ID Re-attending within 3 months - Children	36	970	3.7%	9.4%	11.6%	11.8%
% of FP17s for the same patient ID Re-attending within 3 months - Adults	291	3,353	8.7%	12.6%	15.1%	15.6%
% of FP17s for the same patient ID Re-attending between 3 & 9 months - Children	695	970	71.6%	59.2%	59.9%	58.8%
% of FP17s for the same patient ID Re-attending between 3 & 9 months - Adults	2,430	3,353	72.5%	50.2%	52.0%	51.0%
% of FP17s for Band 1 Urgent Courses	96	4,127	2.3%	7.0%	8.0%	9.0%
% of FP17s Relating to Free Repair or Replacements	48	4,127	1.2%	0.8%	0.8%	0.8%
% of FP17s Relating to Continuations	30	4,127	0.7%	1.0%	0.9%	0.9%
% of Patients satisfied with the dentistry they have received	1	3	N/A	94.4%	93.6%	93.2%
% of Patients satisfied with the time they had to wait for an appointment	3	3	N/A	92.3%	88.6%	88.3%

* This is based on patients treated on this contract for their most recent course of treatment. Figures in italics indicate the base number of FP17s or Patient Questionnaire responses are less than 100. N/A is shown where the base number of responses is less than 10 during the period. % is calculated as Quantity/Base number*100

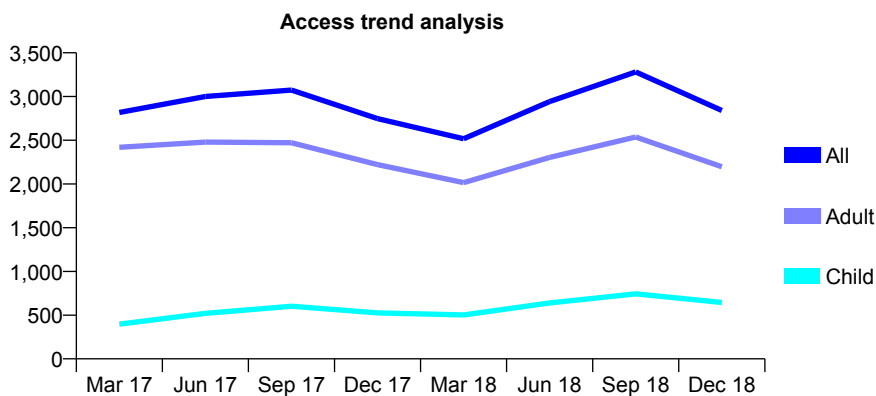
Q53 - Vital Signs At a Glance Contract Report for 101281/0149 - December 2018

Name or company name	OASIS DENTAL CARE LTD
Contract type name	GDS Contract
Purpose of contract	General
Contract start date	01/04/2006
Contract end date	

18/19 Contracted general activity (UDA)	7,534
Carry forward general activity (UDA)	-63
18/19 Contracted orthodontic activity (UOA)	0
Carry forward orthodontic activity (UOA)	0
Baseline contract value	£188,472.56

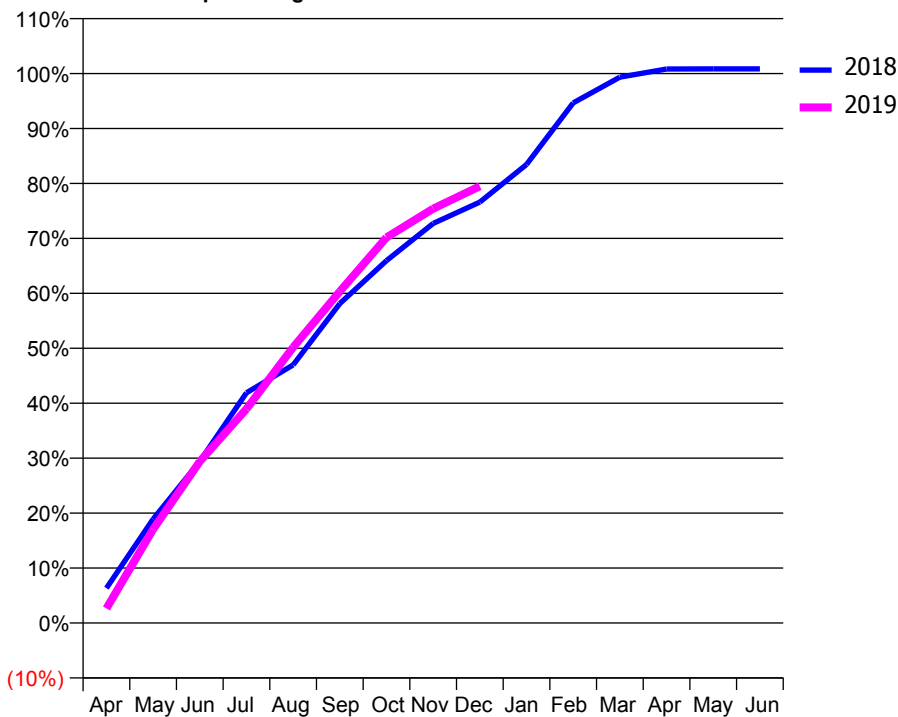
ACCESS*

Patients seen in 24 months	Total	Change since previous quarter
Quarter ending December 2017	2,748	
Quarter ending March 2018	2,517	↓
Quarter ending June 2018	2,943	↑
Quarter ending September 2018	3,281	↑
Quarter ending December 2018	2,841	↓
Variance since December 2017	3.4%	↑



ACTIVITY

Cumulative percentage of contracted UDA delivered 2018 & 2019



Month	Adjusted Scheduled Activity (UDA)	
	2018	2019
April	478	200
May	1,425	1,285
June	2,217	2,216
July	3,157	2,934
August	3,539	3,781
September	4,379	4,546
October	4,968	5,287
November	5,479	5,682
December	5,771	5,988
January	6,287	
February	7,130	
March	7,484	
April	7,596	
May	7,597	
June	7,597	

QUALITY

	Quantity	Base Number	Contract	AT	Region	England
% of FP17s for the same patient ID Re-attending within 3 months - Children	39	773	5.0%	9.4%	11.6%	11.8%
% of FP17s for the same patient ID Re-attending within 3 months - Adults	327	2,678	12.2%	12.6%	15.1%	15.6%
% of FP17s for the same patient ID Re-attending between 3 & 9 months - Children	250	773	32.3%	59.2%	59.9%	58.8%
% of FP17s for the same patient ID Re-attending between 3 & 9 months - Adults	949	2,678	35.4%	50.2%	52.0%	51.0%
% of FP17s for Band 1 Urgent Courses	290	3,388	8.6%	7.0%	8.0%	9.0%
% of FP17s Relating to Free Repair or Replacements	34	3,388	1.0%	0.8%	0.8%	0.8%
% of FP17s Relating to Continuations	55	3,388	1.6%	1.0%	0.9%	0.9%
% of Patients satisfied with the dentistry they have received	0	0	N/A	94.4%	93.6%	93.2%
% of Patients satisfied with the time they had to wait for an appointment	0	0	N/A	92.3%	88.6%	88.3%

* This is based on patients treated on this contract for their most recent course of treatment. Figures in italics indicate the base number of FP17s or Patient Questionnaire responses are less than 100. N/A is shown where the base number of responses is less than 10 during the period. % is calculated as Quantity/Base number*100

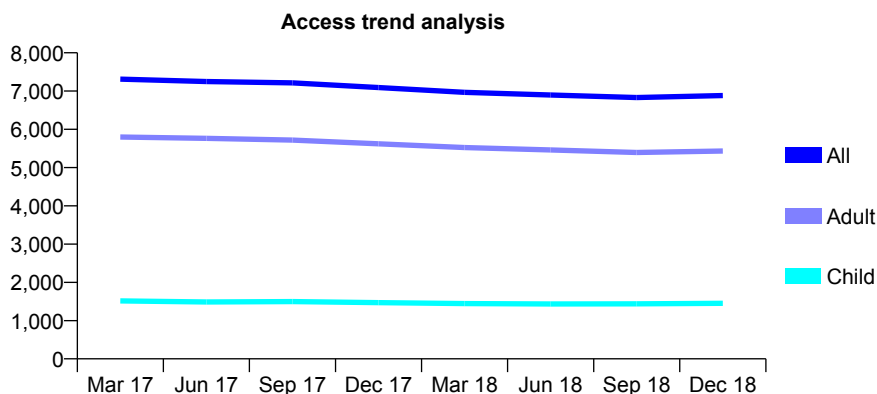
Q53 - Vital Signs At a Glance Contract Report for 101281/0164 - December 2018

Name or company name	OASIS DENTAL CARE LTD
Contract type name	GDS Contract
Purpose of contract	General
Contract start date	01/02/2007
Contract end date	

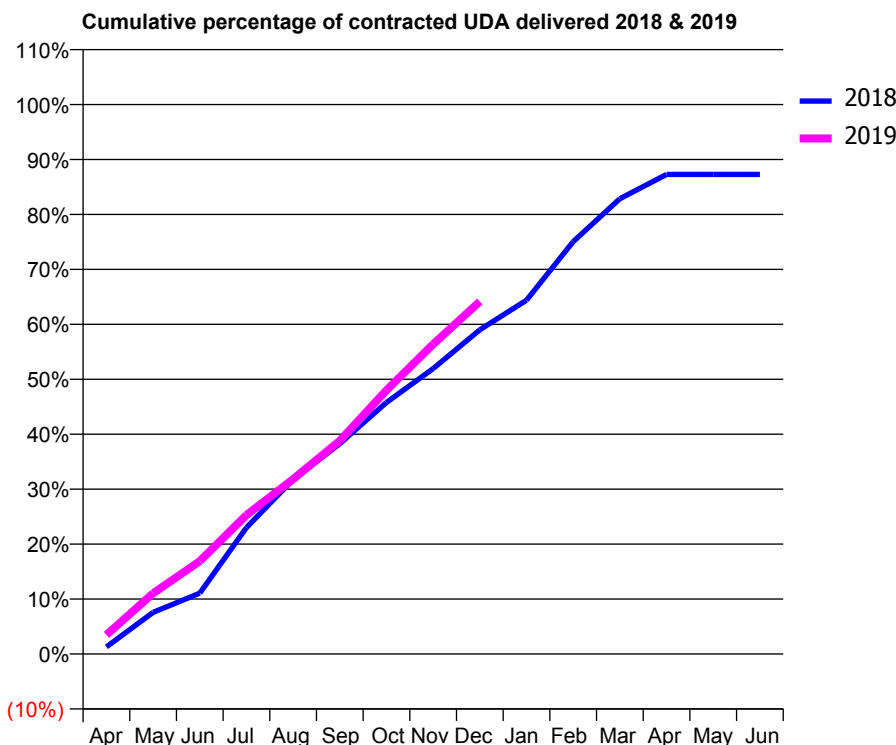
18/19 Contracted general activity (UDA)	21,454
Carry forward general activity (UDA)	0
18/19 Contracted orthodontic activity (UOA)	0
Carry forward orthodontic activity (UOA)	0
Baseline contract value	£458,102.97

ACCESS*

Patients seen in 24 months	Total	Change since previous quarter
Quarter ending December 2017	7,091	
Quarter ending March 2018	6,968	↓
Quarter ending June 2018	6,897	↓
Quarter ending September 2018	6,832	→
Quarter ending December 2018	6,884	→
Variance since December 2017	(2.9%)	↓



ACTIVITY



Month	Adjusted Scheduled Activity (UDA)	
	2018	2019
April	276	748
May	1,627	2,371
June	2,376	3,624
July	4,936	5,428
August	6,812	6,826
September	8,212	8,326
October	9,821	10,300
November	11,145	12,095
December	12,661	13,762
January	13,814	
February	16,101	
March	17,779	
April	18,725	
May	18,725	
June	18,724	

QUALITY

	Quantity	Base Number	Contract	AT	Region	England
% of FP17s for the same patient ID Re-attending within 3 months - Children	122	1,622	7.5%	9.4%	11.6%	11.8%
% of FP17s for the same patient ID Re-attending within 3 months - Adults	822	5,843	14.1%	12.6%	15.1%	15.6%
% of FP17s for the same patient ID Re-attending between 3 & 9 months - Children	964	1,622	59.4%	59.2%	59.9%	58.8%
% of FP17s for the same patient ID Re-attending between 3 & 9 months - Adults	3,187	5,843	54.5%	50.2%	52.0%	51.0%
% of FP17s for Band 1 Urgent Courses	354	7,034	5.0%	7.0%	8.0%	9.0%
% of FP17s Relating to Free Repair or Replacements	117	7,034	1.7%	0.8%	0.8%	0.8%
% of FP17s Relating to Continuations	194	7,034	2.8%	1.0%	0.9%	0.9%
% of Patients satisfied with the dentistry they have received	3	3	N/A	94.4%	93.6%	93.2%
% of Patients satisfied with the time they had to wait for an appointment	2	3	N/A	92.3%	88.6%	88.3%

* This is based on patients treated on this contract for their most recent course of treatment. Figures in italics indicate the base number of FP17s or Patient Questionnaire responses are less than 100. N/A is shown where the base number of responses is less than 10 during the period. % is calculated as Quantity/Base number*100

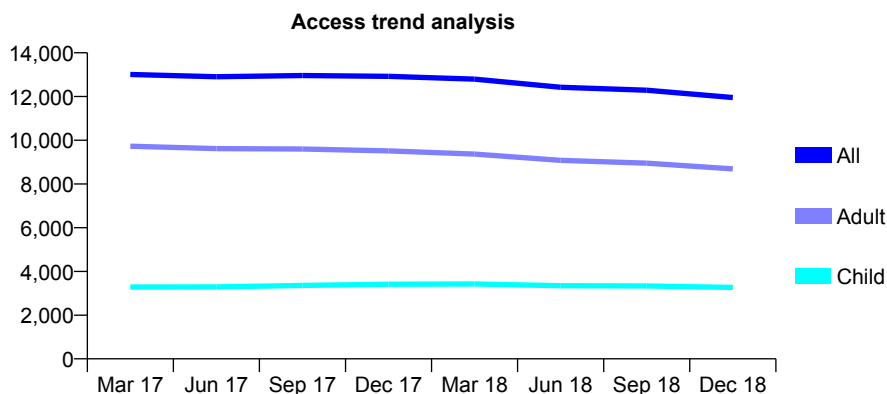
Q53 - Vital Signs At a Glance Contract Report for 101281/0166 - December 2018

Name or company name	OASIS DENTAL CARE LTD
Contract type name	GDS Contract
Purpose of contract	General
Contract start date	27/04/2007
Contract end date	

18/19 Contracted general activity (UDA)	34,800
Carry forward general activity (UDA)	-13
18/19 Contracted orthodontic activity (UOA)	0
Carry forward orthodontic activity (UOA)	0
Baseline contract value	£743,077.44

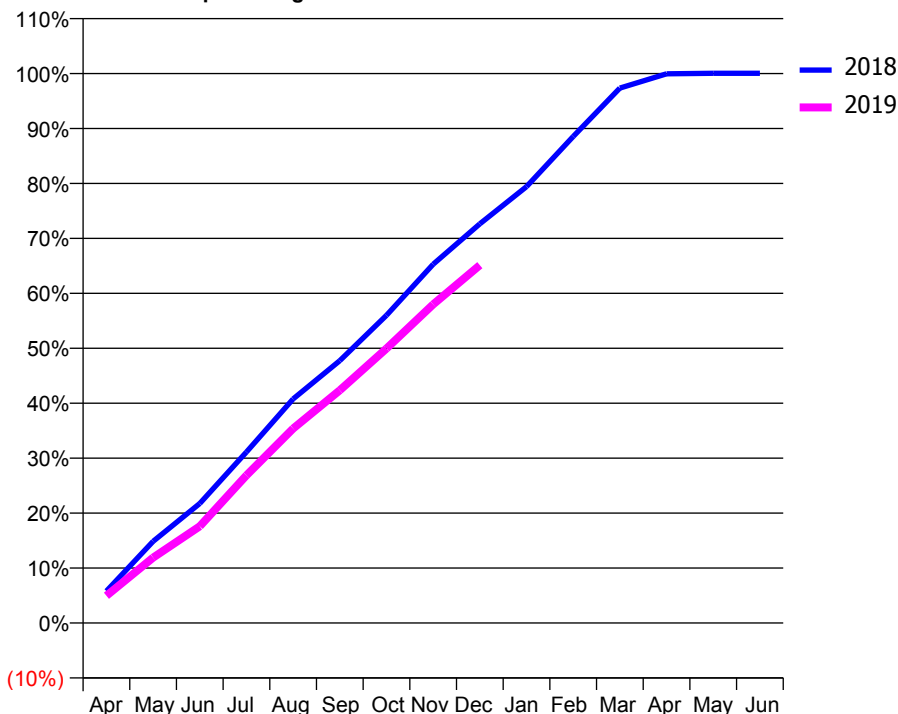
ACCESS*

Patients seen in 24 months	Total	Change since previous quarter
Quarter ending December 2017	12,924	
Quarter ending March 2018	12,795	→
Quarter ending June 2018	12,423	↓
Quarter ending September 2018	12,286	↓
Quarter ending December 2018	11,954	↓
Variance since December 2017	(7.5%)	↓



ACTIVITY

Cumulative percentage of contracted UDA delivered 2018 & 2019



Month	Adjusted Scheduled Activity (UDA)	
	2018	2019
April	2,026	1,725
May	5,174	4,140
June	7,570	6,127
July	10,828	9,354
August	14,195	12,321
September	16,615	14,744
October	19,485	17,387
November	22,718	20,181
December	25,281	22,661
January	27,633	
February	30,808	
March	33,874	
April	34,782	
May	34,814	
June	34,814	

QUALITY

	Quantity	Base Number	Contract	AT	Region	England
% of FP17s for the same patient ID Re-attending within 3 months - Children	227	3,709	6.1%	9.4%	11.6%	11.8%
% of FP17s for the same patient ID Re-attending within 3 months - Adults	1,506	9,740	15.5%	12.6%	15.1%	15.6%
% of FP17s for the same patient ID Re-attending between 3 & 9 months - Children	2,585	3,709	69.7%	59.2%	59.9%	58.8%
% of FP17s for the same patient ID Re-attending between 3 & 9 months - Adults	5,942	9,740	61.0%	50.2%	52.0%	51.0%
% of FP17s for Band 1 Urgent Courses	1,068	12,965	8.2%	7.0%	8.0%	9.0%
% of FP17s Relating to Free Repair or Replacements	212	12,965	1.6%	0.8%	0.8%	0.8%
% of FP17s Relating to Continuations	226	12,965	1.7%	1.0%	0.9%	0.9%
% of Patients satisfied with the dentistry they have received	8	9	N/A	94.4%	93.6%	93.2%
% of Patients satisfied with the time they had to wait for an appointment	8	9	N/A	92.3%	88.6%	88.3%

* This is based on patients treated on this contract for their most recent course of treatment. Figures in italics indicate the base number of FP17s or Patient Questionnaire responses are less than 100. N/A is shown where the base number of responses is less than 10 during the period. % is calculated as Quantity/Base number*100

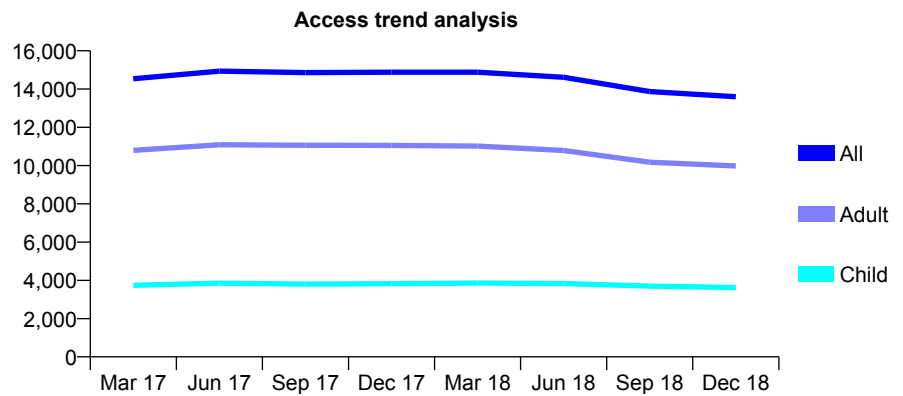
Q53 - Vital Signs At a Glance Contract Report for 101281/0172 - December 2018

Name or company name	OASIS DENTAL CARE LTD
Contract type name	GDS Contract
Purpose of contract	General
Contract start date	01/11/2007
Contract end date	

18/19 Contracted general activity (UDA)	40,086
Carry forward general activity (UDA)	0
18/19 Contracted orthodontic activity (UOA)	0
Carry forward orthodontic activity (UOA)	0
Baseline contract value	£1,091,515.79

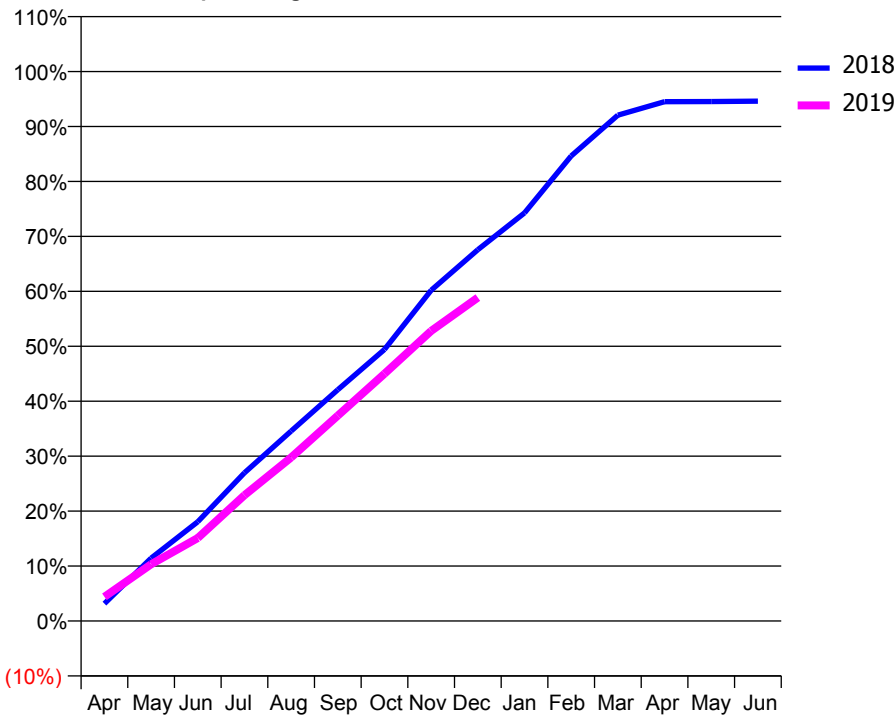
ACCESS*

Patients seen in 24 months	Total	Change since previous quarter
Quarter ending December 2017	14,879	
Quarter ending March 2018	14,878	→
Quarter ending June 2018	14,616	↓
Quarter ending September 2018	13,870	↓
Quarter ending December 2018	13,601	↓
Variance since December 2017	(8.6%)	↓



ACTIVITY

Cumulative percentage of contracted UDA delivered 2018 & 2019



Month	Adjusted Scheduled Activity (UDA)	
	2018	2019
April	1,272	1,763
May	4,583	4,137
June	7,247	6,052
July	10,813	9,181
August	13,857	11,929
September	16,870	14,988
October	19,815	18,035
November	24,130	21,163
December	27,087	23,590
January	29,773	
February	33,922	
March	36,900	
April	37,885	
May	37,889	
June	37,923	

QUALITY

	Quantity	Base Number	Contract	AT	Region	England
% of FP17s for the same patient ID Re-attending within 3 months - Children	350	3,784	9.2%	9.4%	11.6%	11.8%
% of FP17s for the same patient ID Re-attending within 3 months - Adults	1,252	9,823	12.7%	12.6%	15.1%	15.6%
% of FP17s for the same patient ID Re-attending between 3 & 9 months - Children	2,266	3,784	59.9%	59.2%	59.9%	58.8%
% of FP17s for the same patient ID Re-attending between 3 & 9 months - Adults	5,446	9,823	55.4%	50.2%	52.0%	51.0%
% of FP17s for Band 1 Urgent Courses	1,163	13,096	8.9%	7.0%	8.0%	9.0%
% of FP17s Relating to Free Repair or Replacements	59	13,096	0.5%	0.8%	0.8%	0.8%
% of FP17s Relating to Continuations	158	13,096	1.2%	1.0%	0.9%	0.9%
% of Patients satisfied with the dentistry they have received	6	6	N/A	94.4%	93.6%	93.2%
% of Patients satisfied with the time they had to wait for an appointment	5	6	N/A	92.3%	88.6%	88.3%

* This is based on patients treated on this contract for their most recent course of treatment. Figures in italics indicate the base number of FP17s or Patient Questionnaire responses are less than 100. N/A is shown where the base number of responses is less than 10 during the period. % is calculated as Quantity/Base number*100

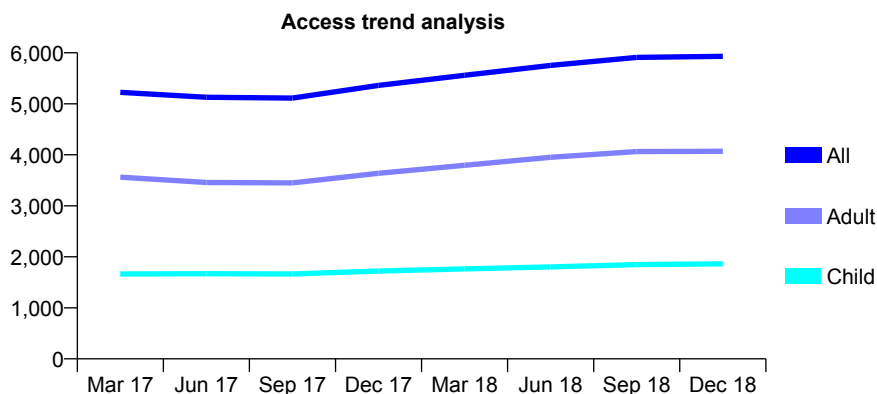
Q53 - Vital Signs At a Glance Contract Report for 101362/0005 - December 2018

Name or company name	Rodericks Dental Limited
Contract type name	GDS Contract
Purpose of contract	General
Contract start date	01/04/2008
Contract end date	

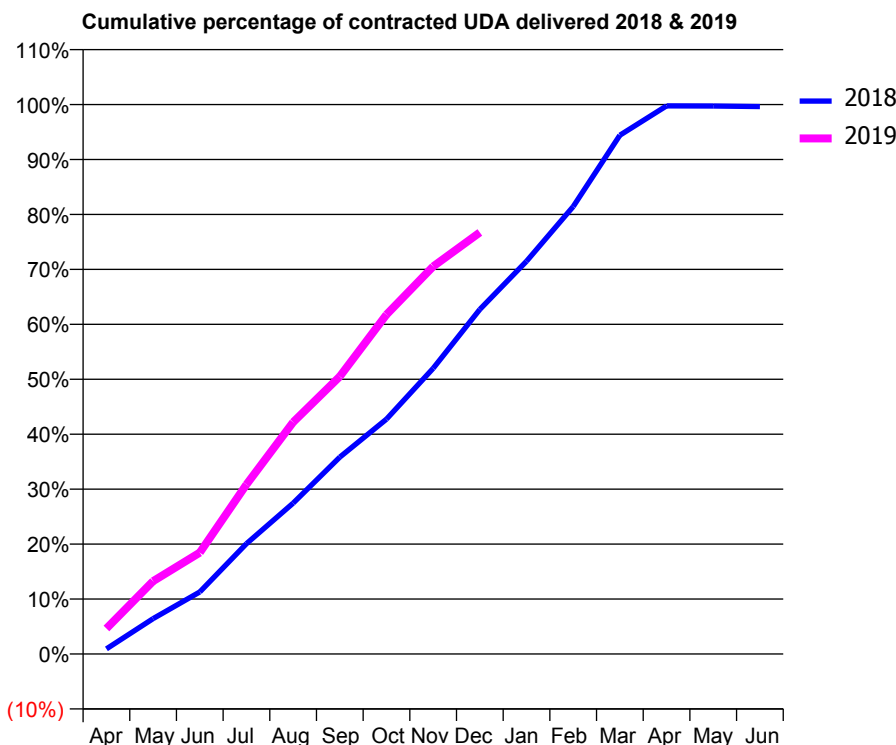
18/19 Contracted general activity (UDA)	14,000
Carry forward general activity (UDA)	52
18/19 Contracted orthodontic activity (UOA)	0
Carry forward orthodontic activity (UOA)	0
Baseline contract value	£335,993.80

ACCESS*

Patients seen in 24 months	Total	Change since previous quarter
Quarter ending December 2017	5,360	
Quarter ending March 2018	5,559	↑
Quarter ending June 2018	5,753	↑
Quarter ending September 2018	5,910	↑
Quarter ending December 2018	5,931	→
Variance since December 2017	10.7%	↑



ACTIVITY



Month	Adjusted Scheduled Activity (UDA)	
	2018	2019
April	130	649
May	901	1,856
June	1,582	2,584
July	2,810	4,320
August	3,845	5,907
September	5,015	7,072
October	5,986	8,647
November	7,278	9,876
December	8,780	10,740
January	10,007	
February	11,398	
March	13,216	
April	13,964	
May	13,960	
June	13,948	

QUALITY

	Quantity	Base Number	Contract	AT	Region	England
% of FP17s for the same patient ID Re-attending within 3 months - Children	89	1,765	5.0%	9.4%	11.6%	11.8%
% of FP17s for the same patient ID Re-attending within 3 months - Adults	376	3,539	10.6%	12.6%	15.1%	15.6%
% of FP17s for the same patient ID Re-attending between 3 & 9 months - Children	967	1,765	54.8%	59.2%	59.9%	58.8%
% of FP17s for the same patient ID Re-attending between 3 & 9 months - Adults	1,646	3,539	46.5%	50.2%	52.0%	51.0%
% of FP17s for Band 1 Urgent Courses	326	5,030	6.5%	7.0%	8.0%	9.0%
% of FP17s Relating to Free Repair or Replacements	18	5,030	0.4%	0.8%	0.8%	0.8%
% of FP17s Relating to Continuations	16	5,030	0.3%	1.0%	0.9%	0.9%
% of Patients satisfied with the dentistry they have received	4	5	N/A	94.4%	93.6%	93.2%
% of Patients satisfied with the time they had to wait for an appointment	4	5	N/A	92.3%	88.6%	88.3%

* This is based on patients treated on this contract for their most recent course of treatment. Figures in italics indicate the base number of FP17s or Patient Questionnaire responses are less than 100. N/A is shown where the base number of responses is less than 10 during the period. % is calculated as Quantity/Base number*100

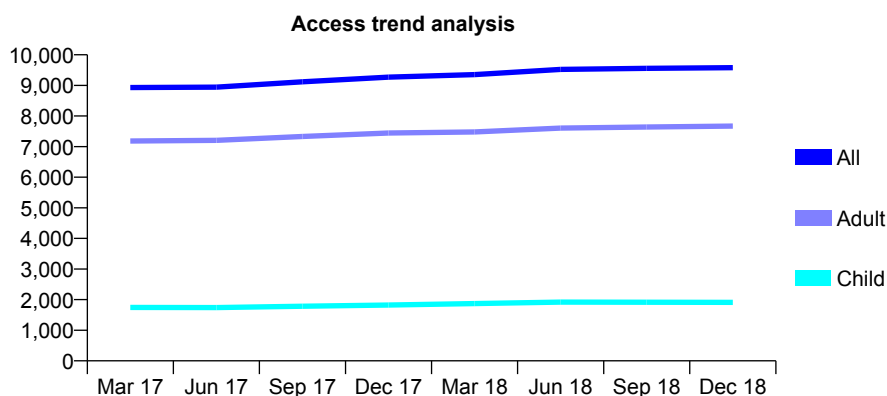
Q53 - Vital Signs At a Glance Contract Report for 101435/0091 - December 2018

Name or company name	IDH Limited
Contract type name	GDS Contract
Purpose of contract	General
Contract start date	01/03/2008
Contract end date	

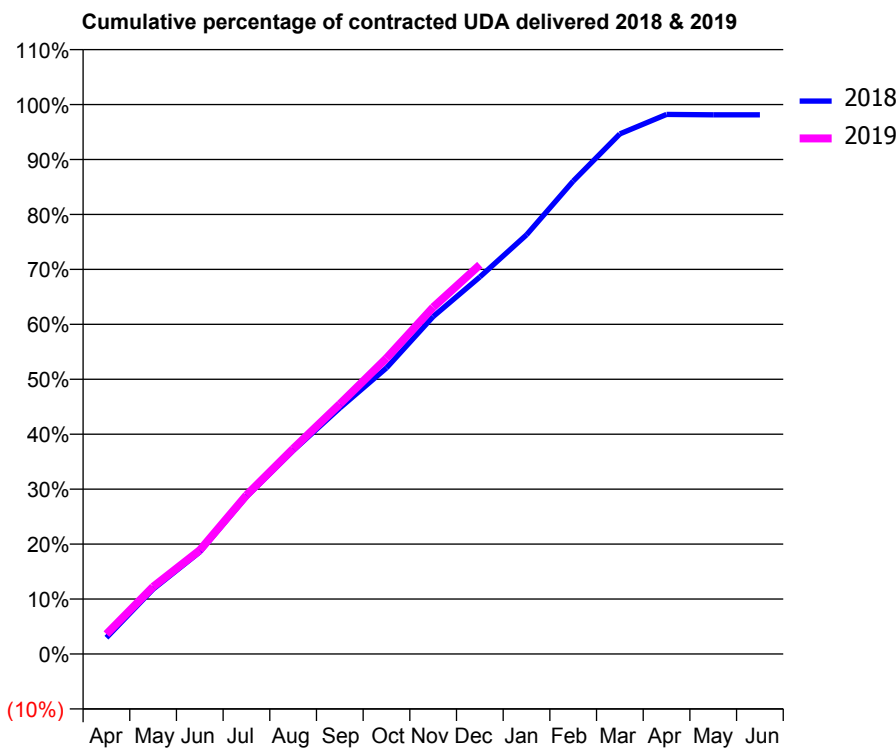
18/19 Contracted general activity (UDA)	23,435
Carry forward general activity (UDA)	440
18/19 Contracted orthodontic activity (UOA)	0
Carry forward orthodontic activity (UOA)	0
Baseline contract value	£589,689.09

ACCESS*

Patients seen in 24 months	Total	Change since previous quarter
Quarter ending December 2017	9,268	
Quarter ending March 2018	9,351	→
Quarter ending June 2018	9,525	→
Quarter ending September 2018	9,557	→
Quarter ending December 2018	9,581	→
Variance since December 2017	3.4%	↑



ACTIVITY



Month	Adjusted Scheduled Activity (UDA)	
	2018	2019
April	695	848
May	2,767	2,870
June	4,355	4,425
July	6,710	6,775
August	8,676	8,754
September	10,490	10,662
October	12,199	12,615
November	14,391	14,787
December	16,078	16,600
January	17,878	
February	20,169	
March	22,181	
April	23,010	
May	22,996	
June	22,995	

QUALITY

	Quantity	Base Number	Contract	AT	Region	England
% of FP17s for the same patient ID Re-attending within 3 months - Children	113	2,167	5.2%	9.4%	11.6%	11.8%
% of FP17s for the same patient ID Re-attending within 3 months - Adults	757	7,622	9.9%	12.6%	15.1%	15.6%
% of FP17s for the same patient ID Re-attending between 3 & 9 months - Children	1,351	2,167	62.3%	59.2%	59.9%	58.8%
% of FP17s for the same patient ID Re-attending between 3 & 9 months - Adults	3,873	7,622	50.8%	50.2%	52.0%	51.0%
% of FP17s for Band 1 Urgent Courses	630	9,350	6.7%	7.0%	8.0%	9.0%
% of FP17s Relating to Free Repair or Replacements	50	9,350	0.5%	0.8%	0.8%	0.8%
% of FP17s Relating to Continuations	83	9,350	0.9%	1.0%	0.9%	0.9%
% of Patients satisfied with the dentistry they have received	9	10	90.0%	94.4%	93.6%	93.2%
% of Patients satisfied with the time they had to wait for an appointment	8	10	80.0%	92.3%	88.6%	88.3%

* This is based on patients treated on this contract for their most recent course of treatment. Figures in italics indicate the base number of FP17s or Patient Questionnaire responses are less than 100. N/A is shown where the base number of responses is less than 10 during the period. % is calculated as Quantity/Base number*100

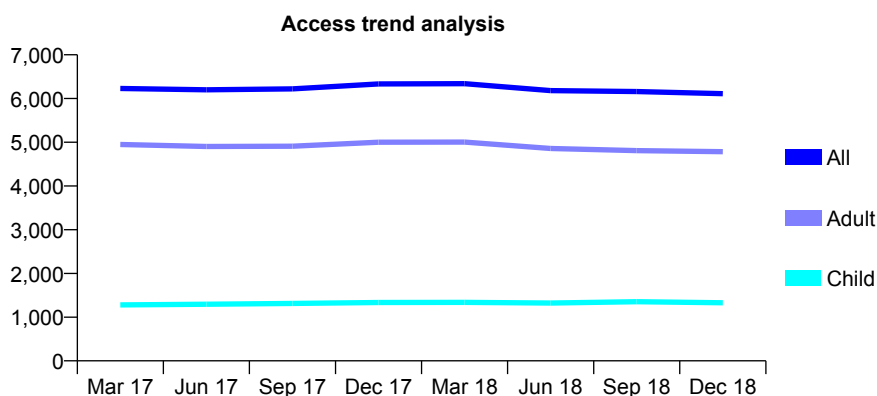
Q53 - Vital Signs At a Glance Contract Report for 101435/0098 - December 2018

Name or company name	IDH Limited
Contract type name	GDS Contract
Purpose of contract	General
Contract start date	01/05/2008
Contract end date	

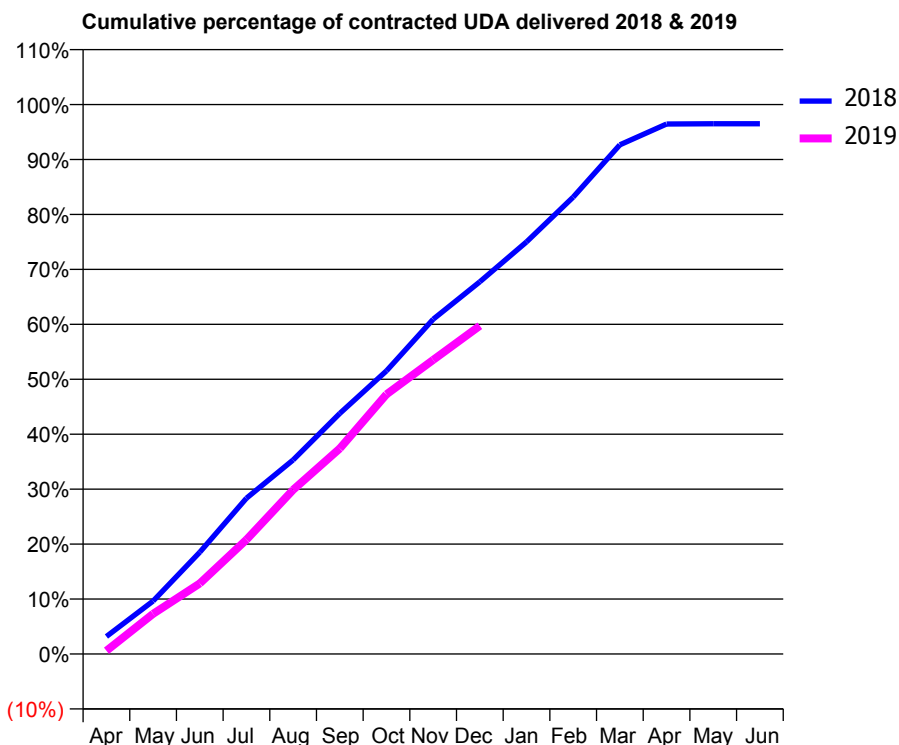
18/19 Contracted general activity (UDA)	17,250
Carry forward general activity (UDA)	605
18/19 Contracted orthodontic activity (UOA)	0
Carry forward orthodontic activity (UOA)	0
Baseline contract value	£414,595.35

ACCESS*

Patients seen in 24 months	Total	Change since previous quarter
Quarter ending December 2017	6,334	
Quarter ending March 2018	6,341	→
Quarter ending June 2018	6,180	↓
Quarter ending September 2018	6,159	→
Quarter ending December 2018	6,111	→
Variance since December 2017	(3.5%)	↓



ACTIVITY



Month	Adjusted Scheduled Activity (UDA)	
	2018	2019
April	552	105
May	1,664	1,262
June	3,194	2,215
July	4,890	3,592
August	6,091	5,156
September	7,554	6,454
October	8,889	8,151
November	10,510	9,231
December	11,686	10,303
January	12,938	
February	14,342	
March	15,986	
April	16,636	
May	16,645	
June	16,645	

QUALITY

	Quantity	Base Number	Contract	AT	Region	England
% of FP17s for the same patient ID Re-attending within 3 months - Children	53	1,145	4.6%	9.4%	11.6%	11.8%
% of FP17s for the same patient ID Re-attending within 3 months - Adults	324	3,418	9.5%	12.6%	15.1%	15.6%
% of FP17s for the same patient ID Re-attending between 3 & 9 months - Children	541	1,145	47.2%	59.2%	59.9%	58.8%
% of FP17s for the same patient ID Re-attending between 3 & 9 months - Adults	1,420	3,418	41.5%	50.2%	52.0%	51.0%
% of FP17s for Band 1 Urgent Courses	207	4,307	4.8%	7.0%	8.0%	9.0%
% of FP17s Relating to Free Repair or Replacements	22	4,307	0.5%	0.8%	0.8%	0.8%
% of FP17s Relating to Continuations	73	4,307	1.7%	1.0%	0.9%	0.9%
% of Patients satisfied with the dentistry they have received	6	6	N/A	94.4%	93.6%	93.2%
% of Patients satisfied with the time they had to wait for an appointment	5	6	N/A	92.3%	88.6%	88.3%

* This is based on patients treated on this contract for their most recent course of treatment. Figures in italics indicate the base number of FP17s or Patient Questionnaire responses are less than 100. N/A is shown where the base number of responses is less than 10 during the period. % is calculated as Quantity/Base number*100

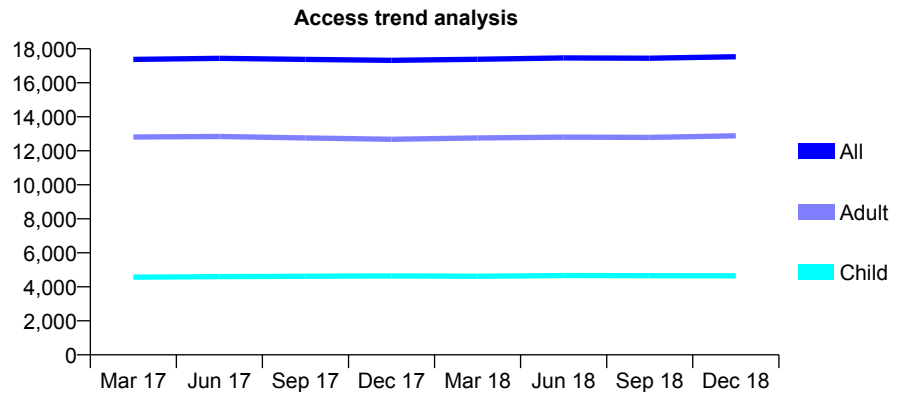
Q53 - Vital Signs At a Glance Contract Report for 101435/0102 - December 2018

Name or company name	IDH Limited
Contract type name	GDS Contract
Purpose of contract	General
Contract start date	01/06/2008
Contract end date	

18/19 Contracted general activity (UDA)	54,777
Carry forward general activity (UDA)	1,940
18/19 Contracted orthodontic activity (UOA)	0
Carry forward orthodontic activity (UOA)	0
Baseline contract value	£1,475,412.44

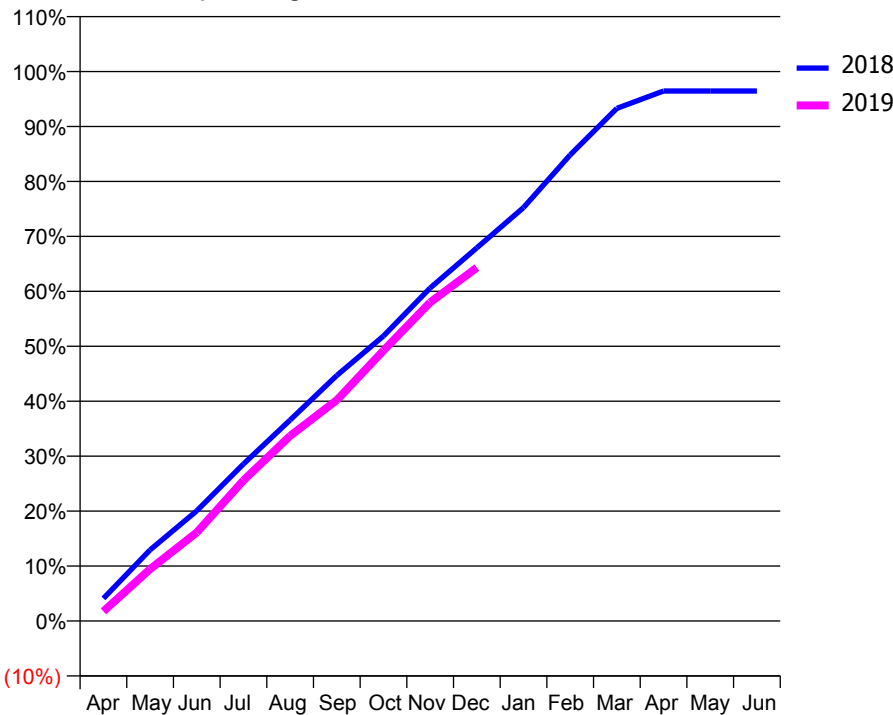
ACCESS*

Patients seen in 24 months	Total	Change since previous quarter
Quarter ending December 2017	17,318	
Quarter ending March 2018	17,387	→
Quarter ending June 2018	17,461	→
Quarter ending September 2018	17,448	→
Quarter ending December 2018	17,532	→
Variance since December 2017	1.2%	→



ACTIVITY

Cumulative percentage of contracted UDA delivered 2018 & 2019



Month	Adjusted Scheduled Activity (UDA)	
	2018	2019
April	2,254	965
May	7,097	5,173
June	10,989	8,832
July	15,654	14,022
August	20,038	18,454
September	24,477	22,014
October	28,418	26,961
November	33,193	31,757
December	37,201	35,230
January	41,211	
February	46,468	
March	51,105	
April	52,831	
May	52,835	
June	52,837	

QUALITY

	Quantity	Base Number	Contract	AT	Region	England
% of FP17s for the same patient ID Re-attending within 3 months - Children	304	4,945	6.1%	9.4%	11.6%	11.8%
% of FP17s for the same patient ID Re-attending within 3 months - Adults	1,623	13,059	12.4%	12.6%	15.1%	15.6%
% of FP17s for the same patient ID Re-attending between 3 & 9 months - Children	2,960	4,945	59.9%	59.2%	59.9%	58.8%
% of FP17s for the same patient ID Re-attending between 3 & 9 months - Adults	7,363	13,059	56.4%	50.2%	52.0%	51.0%
% of FP17s for Band 1 Urgent Courses	900	17,290	5.2%	7.0%	8.0%	9.0%
% of FP17s Relating to Free Repair or Replacements	223	17,290	1.3%	0.8%	0.8%	0.8%
% of FP17s Relating to Continuations	384	17,290	2.2%	1.0%	0.9%	0.9%
% of Patients satisfied with the dentistry they have received	4	4	N/A	94.4%	93.6%	93.2%
% of Patients satisfied with the time they had to wait for an appointment	3	4	N/A	92.3%	88.6%	88.3%

* This is based on patients treated on this contract for their most recent course of treatment. Figures in italics indicate the base number of FP17s or Patient Questionnaire responses are less than 100. N/A is shown where the base number of responses is less than 10 during the period. % is calculated as Quantity/Base number*100

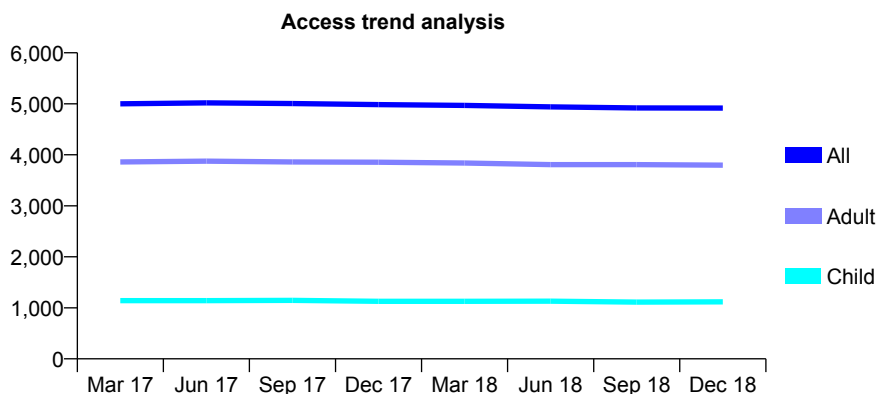
Q53 - Vital Signs At a Glance Contract Report for 101796/0001 - December 2018

Name or company name	Villimaitis/Vilimaitiene
Contract type name	GDS Contract
Purpose of contract	General
Contract start date	01/12/2013
Contract end date	

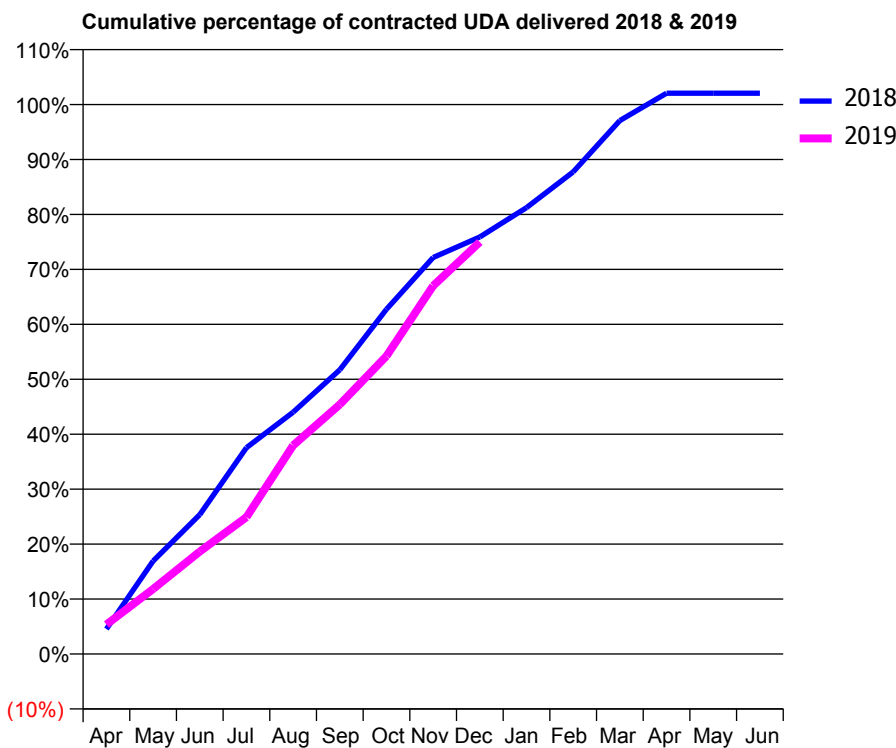
18/19 Contracted general activity (UDA)	11,200
Carry forward general activity (UDA)	-224
18/19 Contracted orthodontic activity (UOA)	0
Carry forward orthodontic activity (UOA)	0
Baseline contract value	£329,594.65

ACCESS*

Patients seen in 24 months	Total	Change since previous quarter
Quarter ending December 2017	4,984	
Quarter ending March 2018	4,969	→
Quarter ending June 2018	4,941	→
Quarter ending September 2018	4,920	→
Quarter ending December 2018	4,916	→
Variance since December 2017	(1.4%)	↓



ACTIVITY



Adjusted Scheduled Activity (UDA)		
Month	2018	2019
April	510	601
May	1,895	1,325
June	2,842	2,089
July	4,205	2,790
August	4,929	4,252
September	5,794	5,085
October	7,026	6,074
November	8,082	7,504
December	8,499	8,396
January	9,098	
February	9,826	
March	10,873	
April	11,431	
May	11,431	
June	11,431	

QUALITY

	Quantity	Base Number	Contract	AT	Region	England
% of FP17s for the same patient ID Re-attending within 3 months - Children	36	1,286	2.8%	9.4%	11.6%	11.8%
% of FP17s for the same patient ID Re-attending within 3 months - Adults	139	3,367	4.1%	12.6%	15.1%	15.6%
% of FP17s for the same patient ID Re-attending between 3 & 9 months - Children	905	1,286	70.4%	59.2%	59.9%	58.8%
% of FP17s for the same patient ID Re-attending between 3 & 9 months - Adults	1,289	3,367	38.3%	50.2%	52.0%	51.0%
% of FP17s for Band 1 Urgent Courses	197	4,363	4.5%	7.0%	8.0%	9.0%
% of FP17s Relating to Free Repair or Replacements	16	4,363	0.4%	0.8%	0.8%	0.8%
% of FP17s Relating to Continuations	6	4,363	0.1%	1.0%	0.9%	0.9%
% of Patients satisfied with the dentistry they have received	9	9	N/A	94.4%	93.6%	93.2%
% of Patients satisfied with the time they had to wait for an appointment	9	9	N/A	92.3%	88.6%	88.3%

* This is based on patients treated on this contract for their most recent course of treatment. Figures in italics indicate the base number of FP17s or Patient Questionnaire responses are less than 100. N/A is shown where the base number of responses is less than 10 during the period. % is calculated as Quantity/Base number*100

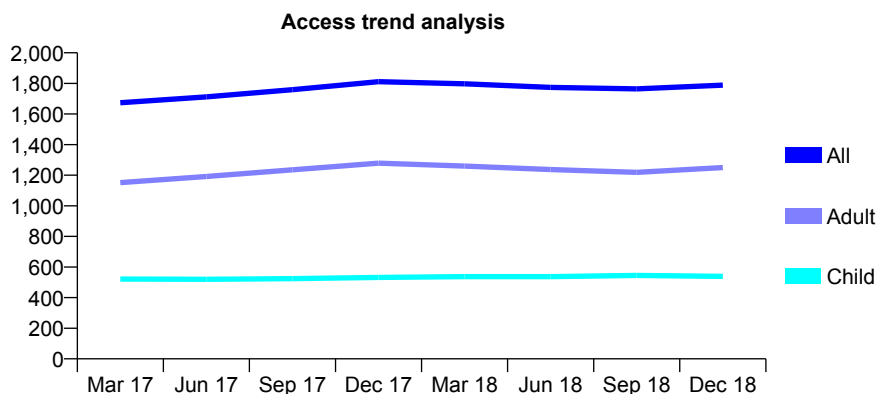
Q53 - Vital Signs At a Glance Contract Report for 103063/0001 - December 2018

Name or company name	MR KS RATRA
Contract type name	GDS Contract
Purpose of contract	General
Contract start date	01/12/2015
Contract end date	

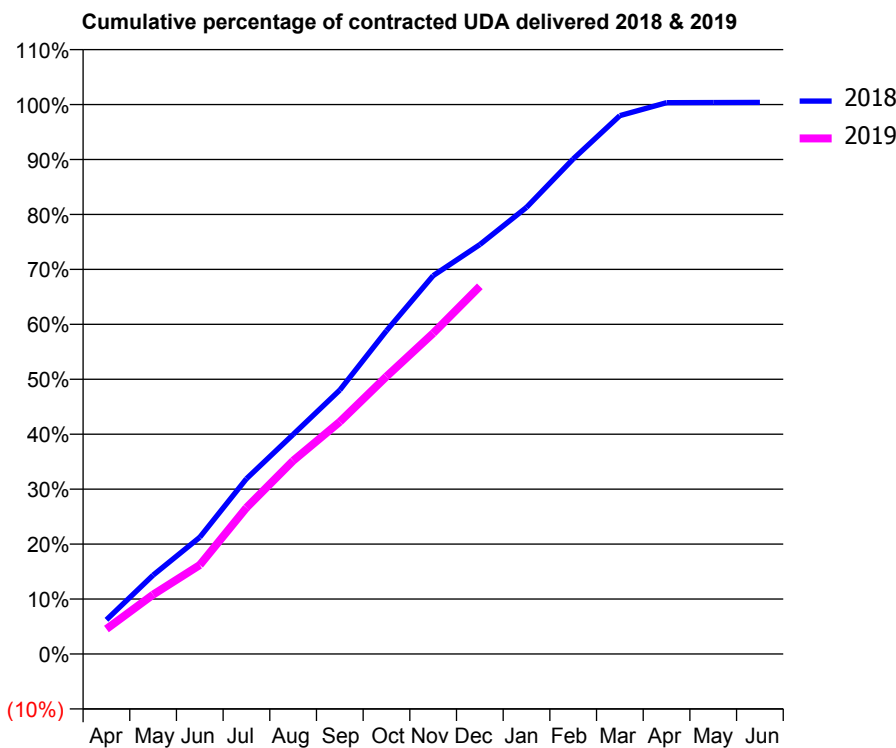
18/19 Contracted general activity (UDA)	4,910
Carry forward general activity (UDA)	-18
18/19 Contracted orthodontic activity (UOA)	0
Carry forward orthodontic activity (UOA)	0
Baseline contract value	£132,726.75

ACCESS*

Patients seen in 24 months	Total	Change since previous quarter
Quarter ending December 2017	1,811	
Quarter ending March 2018	1,797	→
Quarter ending June 2018	1,774	↓
Quarter ending September 2018	1,764	→
Quarter ending December 2018	1,789	→
Variance since December 2017	(1.2%)	↓



ACTIVITY



Month	Adjusted Scheduled Activity (UDA)	
	2018	2019
April	306	224
May	704	531
June	1,044	795
July	1,566	1,308
August	1,962	1,727
September	2,358	2,076
October	2,889	2,480
November	3,380	2,866
December	3,658	3,286
January	3,991	
February	4,423	
March	4,811	
April	4,926	
May	4,927	
June	4,928	

QUALITY

	Quantity	Base Number	Contract	AT	Region	England
% of FP17s for the same patient ID Re-attending within 3 months - Children	45	646	7.0%	9.4%	11.6%	11.8%
% of FP17s for the same patient ID Re-attending within 3 months - Adults	247	1,437	17.2%	12.6%	15.1%	15.6%
% of FP17s for the same patient ID Re-attending between 3 & 9 months - Children	459	646	71.1%	59.2%	59.9%	58.8%
% of FP17s for the same patient ID Re-attending between 3 & 9 months - Adults	904	1,437	62.9%	50.2%	52.0%	51.0%
% of FP17s for Band 1 Urgent Courses	128	1,991	6.4%	7.0%	8.0%	9.0%
% of FP17s Relating to Free Repair or Replacements	34	1,991	1.7%	0.8%	0.8%	0.8%
% of FP17s Relating to Continuations	10	1,991	0.5%	1.0%	0.9%	0.9%
% of Patients satisfied with the dentistry they have received	2	2	N/A	94.4%	93.6%	93.2%
% of Patients satisfied with the time they had to wait for an appointment	2	2	N/A	92.3%	88.6%	88.3%

* This is based on patients treated on this contract for their most recent course of treatment. Figures in italics indicate the base number of FP17s or Patient Questionnaire responses are less than 100. N/A is shown where the base number of responses is less than 10 during the period. % is calculated as Quantity/Base number*100

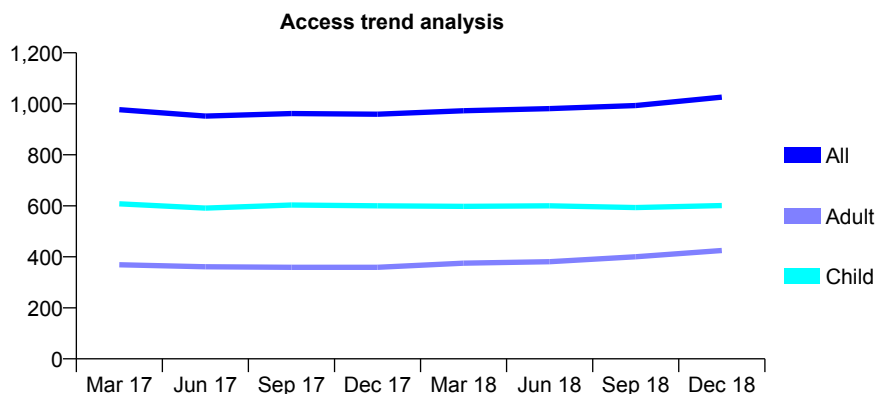
Q53 - Vital Signs At a Glance Contract Report for 105341/0001 - December 2018

Name or company name	Rossmamor Limited
Contract type name	GDS Contract
Purpose of contract	General
Contract start date	01/04/2010
Contract end date	

18/19 Contracted general activity (UDA)	2,800
Carry forward general activity (UDA)	0
18/19 Contracted orthodontic activity (UOA)	0
Carry forward orthodontic activity (UOA)	0
Baseline contract value	£84,263.55

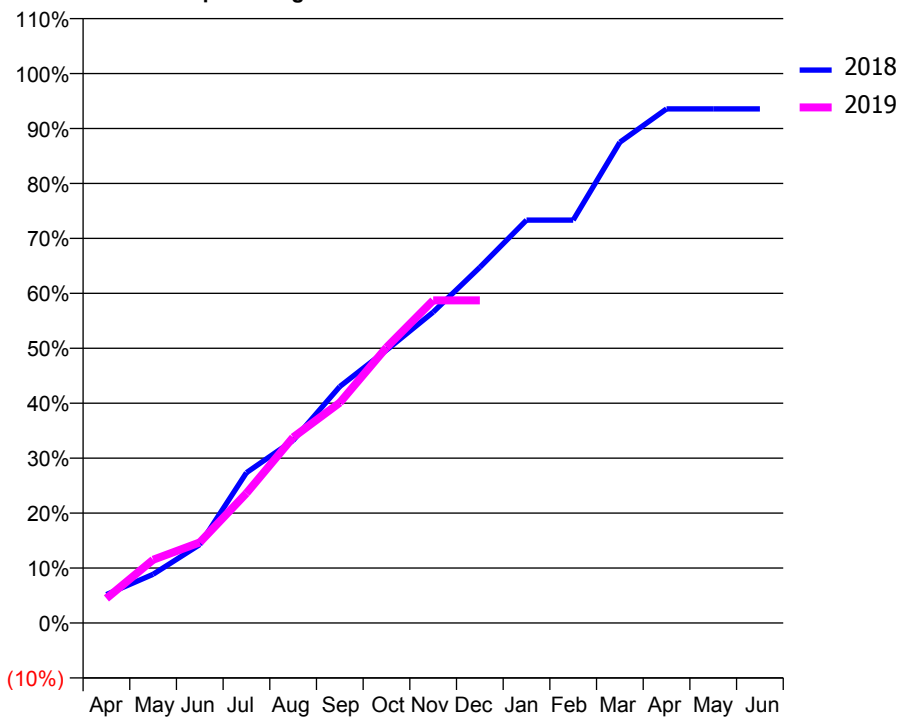
ACCESS*

Patients seen in 24 months	Total	Change since previous quarter
Quarter ending December 2017	959	
Quarter ending March 2018	973	→
Quarter ending June 2018	981	→
Quarter ending September 2018	993	→
Quarter ending December 2018	1,026	↑
Variance since December 2017	7.0%	↑



ACTIVITY

Cumulative percentage of contracted UDA delivered 2018 & 2019



Month	Adjusted Scheduled Activity (UDA)	
	2018	2019
April	145	125
May	249	323
June	400	411
July	766	662
August	930	946
September	1,205	1,123
October	1,391	1,404
November	1,584	1,644
December	1,813	1,644
January	2,053	
February	2,053	
March	2,450	
April	2,620	
May	2,620	
June	2,620	

QUALITY

	Quantity	Base Number	Contract	AT	Region	England
% of FP17s for the same patient ID Re-attending within 3 months - Children	69	705	9.8%	9.4%	11.6%	11.8%
% of FP17s for the same patient ID Re-attending within 3 months - Adults	62	399	15.5%	12.6%	15.1%	15.6%
% of FP17s for the same patient ID Re-attending between 3 & 9 months - Children	465	705	66.0%	59.2%	59.9%	58.8%
% of FP17s for the same patient ID Re-attending between 3 & 9 months - Adults	211	399	52.9%	50.2%	52.0%	51.0%
% of FP17s for Band 1 Urgent Courses	50	988	5.1%	7.0%	8.0%	9.0%
% of FP17s Relating to Free Repair or Replacements	0	988	0.0%	0.8%	0.8%	0.8%
% of FP17s Relating to Continuations	1	988	0.1%	1.0%	0.9%	0.9%
% of Patients satisfied with the dentistry they have received	0	0	N/A	94.4%	93.6%	93.2%
% of Patients satisfied with the time they had to wait for an appointment	0	0	N/A	92.3%	88.6%	88.3%

* This is based on patients treated on this contract for their most recent course of treatment. Figures in italics indicate the base number of FP17s or Patient Questionnaire responses are less than 100. N/A is shown where the base number of responses is less than 10 during the period. % is calculated as Quantity/Base number*100

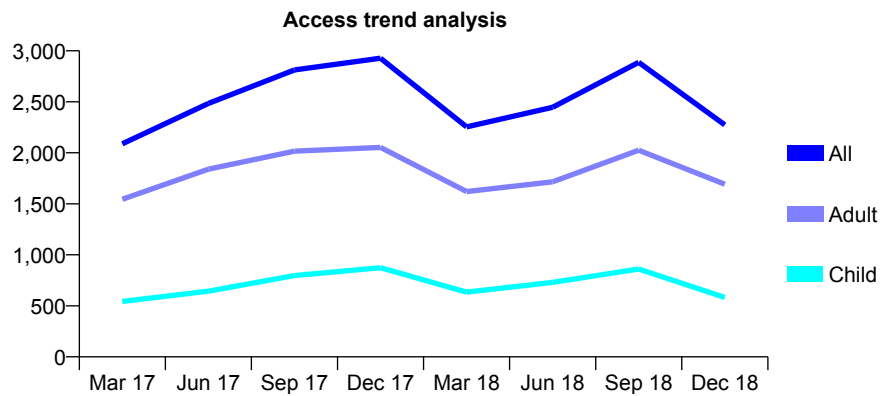
Q53 - Vital Signs At a Glance Contract Report for 109789/0001 - December 2018

Name or company name	Dental Surgery, 60 Long Street
Contract type name	GDS Contract
Purpose of contract	General
Contract start date	01/04/2014
Contract end date	

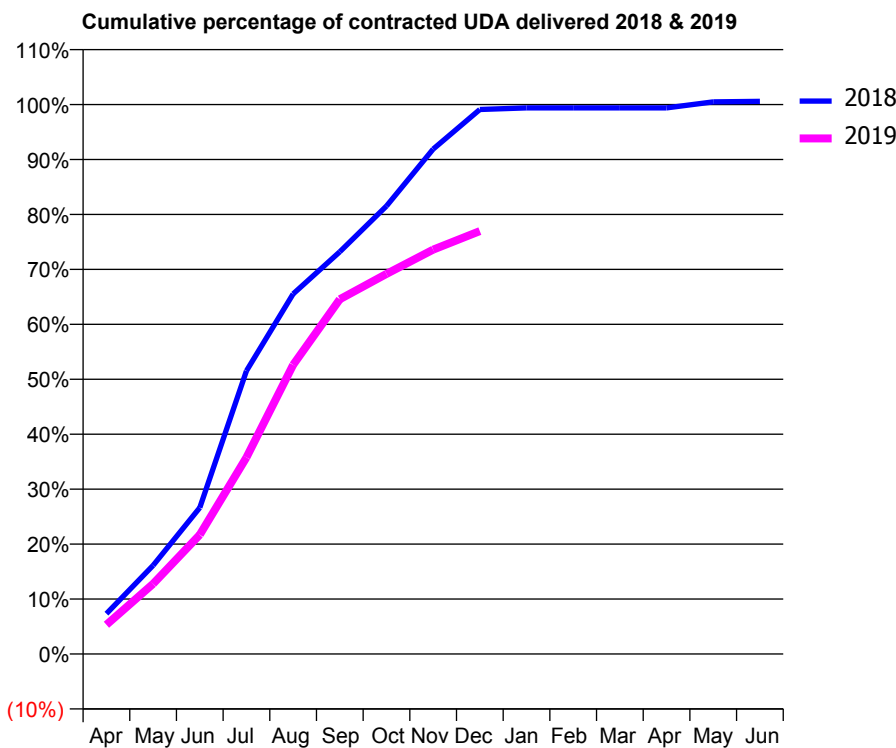
18/19 Contracted general activity (UDA)	6,414
Carry forward general activity (UDA)	-36
18/19 Contracted orthodontic activity (UOA)	0
Carry forward orthodontic activity (UOA)	0
Baseline contract value	£150,878.17

ACCESS*

Patients seen in 24 months	Total	Change since previous quarter
Quarter ending December 2017	2,927	
Quarter ending March 2018	2,254	↓
Quarter ending June 2018	2,446	↑
Quarter ending September 2018	2,887	↑
Quarter ending December 2018	2,274	↓
Variance since December 2017	(22.3%)	↓



ACTIVITY



Month	Adjusted Scheduled Activity (UDA)	
	2018	2019
April	470	342
May	1,035	820
June	1,709	1,392
July	3,305	2,296
August	4,203	3,375
September	4,695	4,141
October	5,230	4,437
November	5,894	4,719
December	6,356	4,936
January	6,374	
February	6,374	
March	6,374	
April	6,374	
May	6,445	
June	6,451	

QUALITY

	Quantity	Base Number	Contract	AT	Region	England
% of FP17s for the same patient ID Re-attending within 3 months - Children	33	741	4.5%	9.4%	11.6%	11.8%
% of FP17s for the same patient ID Re-attending within 3 months - Adults	155	1,356	11.4%	12.6%	15.1%	15.6%
% of FP17s for the same patient ID Re-attending between 3 & 9 months - Children	244	741	32.9%	59.2%	59.9%	58.8%
% of FP17s for the same patient ID Re-attending between 3 & 9 months - Adults	179	1,356	13.2%	50.2%	52.0%	51.0%
% of FP17s for Band 1 Urgent Courses	156	2,058	7.6%	7.0%	8.0%	9.0%
% of FP17s Relating to Free Repair or Replacements	9	2,058	0.4%	0.8%	0.8%	0.8%
% of FP17s Relating to Continuations	27	2,058	1.3%	1.0%	0.9%	0.9%
% of Patients satisfied with the dentistry they have received	0	0	N/A	94.4%	93.6%	93.2%
% of Patients satisfied with the time they had to wait for an appointment	0	0	N/A	92.3%	88.6%	88.3%

* This is based on patients treated on this contract for their most recent course of treatment. Figures in italics indicate the base number of FP17s or Patient Questionnaire responses are less than 100. N/A is shown where the base number of responses is less than 10 during the period. % is calculated as Quantity/Base number*100

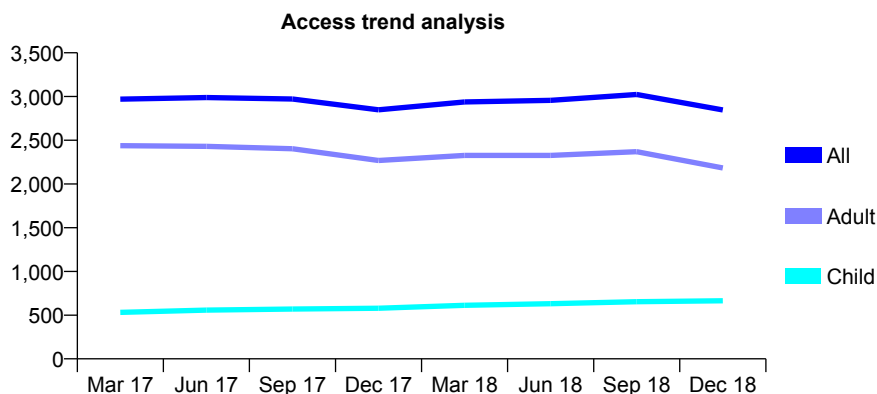
Q53 - Vital Signs At a Glance Contract Report for 109975/0001 - December 2018

Name or company name	165 Long Street, Atherstone
Contract type name	GDS Contract
Purpose of contract	General
Contract start date	01/03/2011
Contract end date	

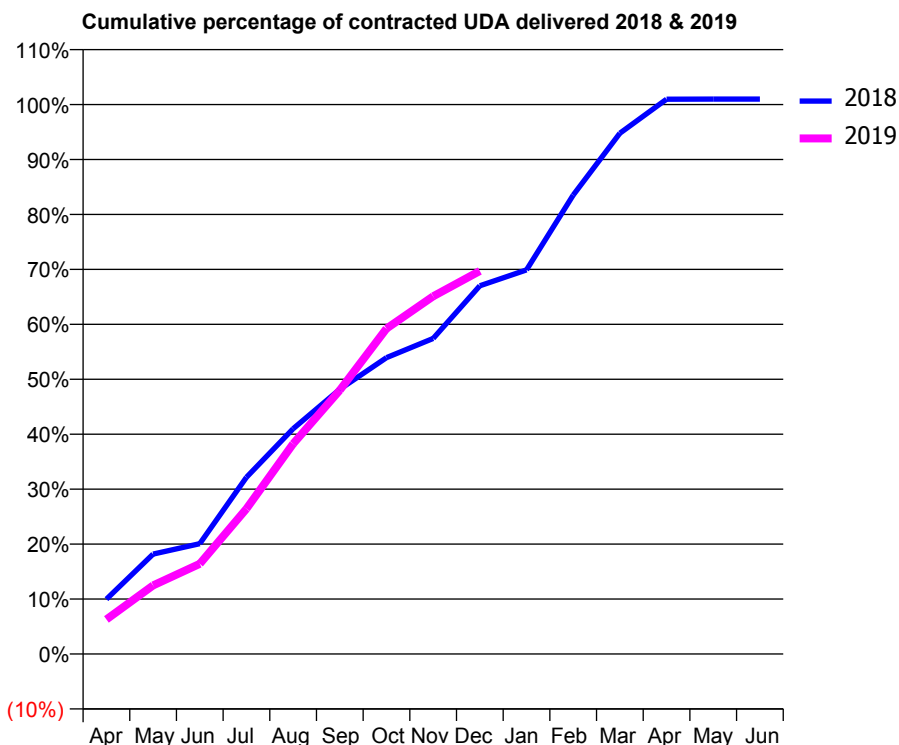
18/19 Contracted general activity (UDA)	7,887
Carry forward general activity (UDA)	-78
18/19 Contracted orthodontic activity (UOA)	0
Carry forward orthodontic activity (UOA)	0
Baseline contract value	£173,977.77

ACCESS*

Patients seen in 24 months	Total	Change since previous quarter
Quarter ending December 2017	2,848	
Quarter ending March 2018	2,938	↑
Quarter ending June 2018	2,957	→
Quarter ending September 2018	3,023	↑
Quarter ending December 2018	2,847	↓
Variance since December 2017	(0.0%)	→



ACTIVITY



Adjusted Scheduled Activity (UDA)		
Month	2018	2019
April	787	497
May	1,435	984
June	1,584	1,295
July	2,538	2,086
August	3,234	3,017
September	3,800	3,786
October	4,255	4,670
November	4,529	5,134
December	5,285	5,498
January	5,513	
February	6,587	
March	7,474	
April	7,962	
May	7,965	
June	7,965	

QUALITY

	Quantity	Base Number	Contract	AT	Region	England
% of FP17s for the same patient ID Re-attending within 3 months - Children	35	724	4.8%	9.4%	11.6%	11.8%
% of FP17s for the same patient ID Re-attending within 3 months - Adults	213	1,802	11.8%	12.6%	15.1%	15.6%
% of FP17s for the same patient ID Re-attending between 3 & 9 months - Children	414	724	57.2%	59.2%	59.9%	58.8%
% of FP17s for the same patient ID Re-attending between 3 & 9 months - Adults	745	1,802	41.3%	50.2%	52.0%	51.0%
% of FP17s for Band 1 Urgent Courses	192	2,227	8.6%	7.0%	8.0%	9.0%
% of FP17s Relating to Free Repair or Replacements	28	2,227	1.3%	0.8%	0.8%	0.8%
% of FP17s Relating to Continuations	25	2,227	1.1%	1.0%	0.9%	0.9%
% of Patients satisfied with the dentistry they have received	2	2	N/A	94.4%	93.6%	93.2%
% of Patients satisfied with the time they had to wait for an appointment	2	2	N/A	92.3%	88.6%	88.3%

* This is based on patients treated on this contract for their most recent course of treatment. Figures in italics indicate the base number of FP17s or Patient Questionnaire responses are less than 100. N/A is shown where the base number of responses is less than 10 during the period. % is calculated as Quantity/Base number*100

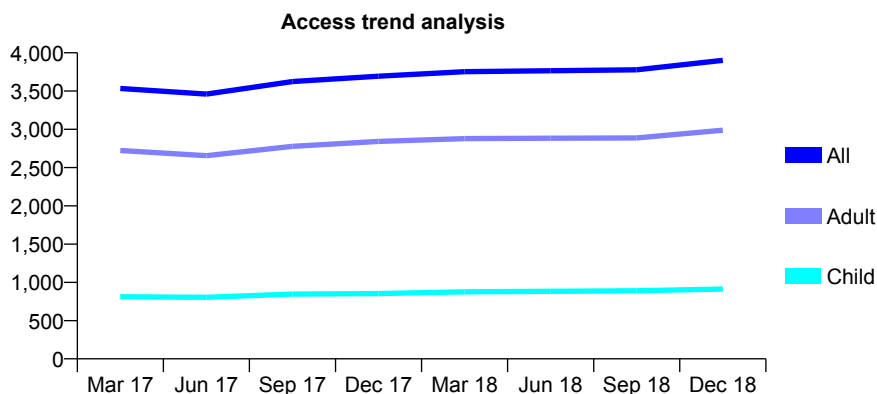
Q53 - Vital Signs At a Glance Contract Report for 113131/0001 - December 2018

Name or company name	76Dental
Contract type name	GDS Contract
Purpose of contract	General
Contract start date	01/04/2011
Contract end date	

18/19 Contracted general activity (UDA)	11,219
Carry forward general activity (UDA)	336
18/19 Contracted orthodontic activity (UOA)	0
Carry forward orthodontic activity (UOA)	0
Baseline contract value	£326,520.34

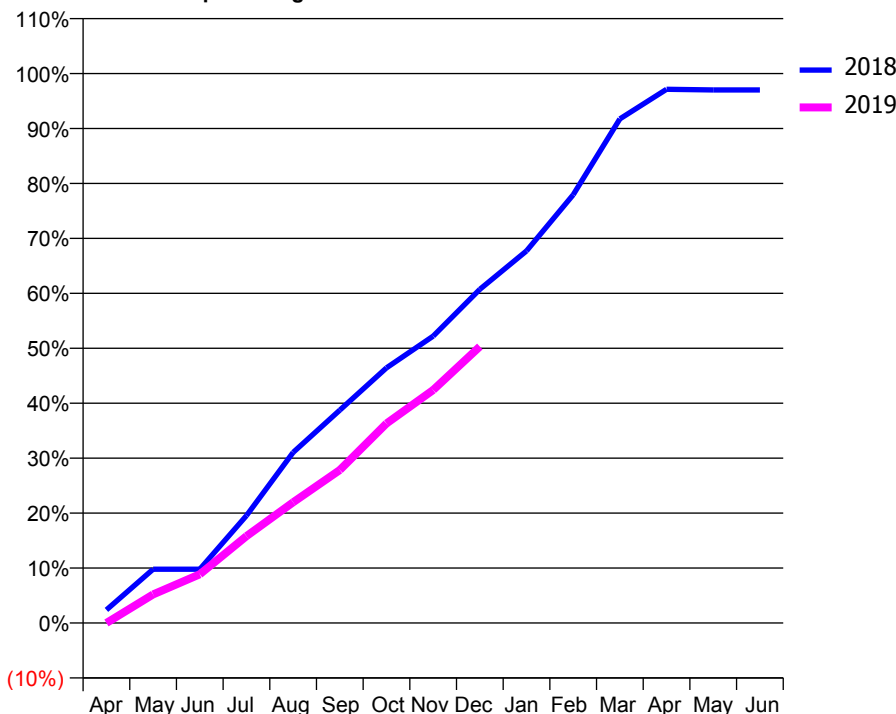
ACCESS*

Patients seen in 24 months	Total	Change since previous quarter
Quarter ending December 2017	3,694	
Quarter ending March 2018	3,753	→
Quarter ending June 2018	3,765	→
Quarter ending September 2018	3,777	→
Quarter ending December 2018	3,901	↑
Variance since December 2017	5.6%	↑



ACTIVITY

Cumulative percentage of contracted UDA delivered 2018 & 2019



Month	Adjusted Scheduled Activity (UDA)	
	2018	2019
April	267	1
May	1,099	585
June	1,099	994
July	2,192	1,774
August	3,484	2,465
September	4,347	3,124
October	5,209	4,075
November	5,858	4,759
December	6,812	5,644
January	7,598	
February	8,742	
March	10,292	
April	10,897	
May	10,884	
June	10,883	

QUALITY

	Quantity	Base Number	Contract	AT	Region	England
% of FP17s for the same patient ID Re-attending within 3 months - Children	71	1,055	6.7%	9.4%	11.6%	11.8%
% of FP17s for the same patient ID Re-attending within 3 months - Adults	346	2,601	13.3%	12.6%	15.1%	15.6%
% of FP17s for the same patient ID Re-attending between 3 & 9 months - Children	649	1,055	61.5%	59.2%	59.9%	58.8%
% of FP17s for the same patient ID Re-attending between 3 & 9 months - Adults	1,398	2,601	53.7%	50.2%	52.0%	51.0%
% of FP17s for Band 1 Urgent Courses	123	2,837	4.3%	7.0%	8.0%	9.0%
% of FP17s Relating to Free Repair or Replacements	38	2,837	1.3%	0.8%	0.8%	0.8%
% of FP17s Relating to Continuations	20	2,837	0.7%	1.0%	0.9%	0.9%
% of Patients satisfied with the dentistry they have received	0	0	N/A	94.4%	93.6%	93.2%
% of Patients satisfied with the time they had to wait for an appointment	0	0	N/A	92.3%	88.6%	88.3%

* This is based on patients treated on this contract for their most recent course of treatment. Figures in italics indicate the base number of FP17s or Patient Questionnaire responses are less than 100. N/A is shown where the base number of responses is less than 10 during the period. % is calculated as Quantity/Base number*100

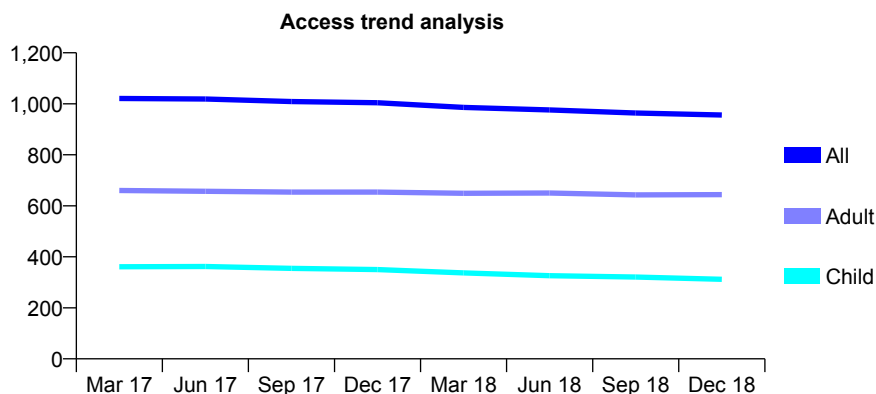
Q53 - Vital Signs At a Glance Contract Report for 115010/0001 - December 2018

Name or company name	Salmon And Light Dental Practice
Contract type name	GDS Contract
Purpose of contract	General
Contract start date	01/04/2012
Contract end date	

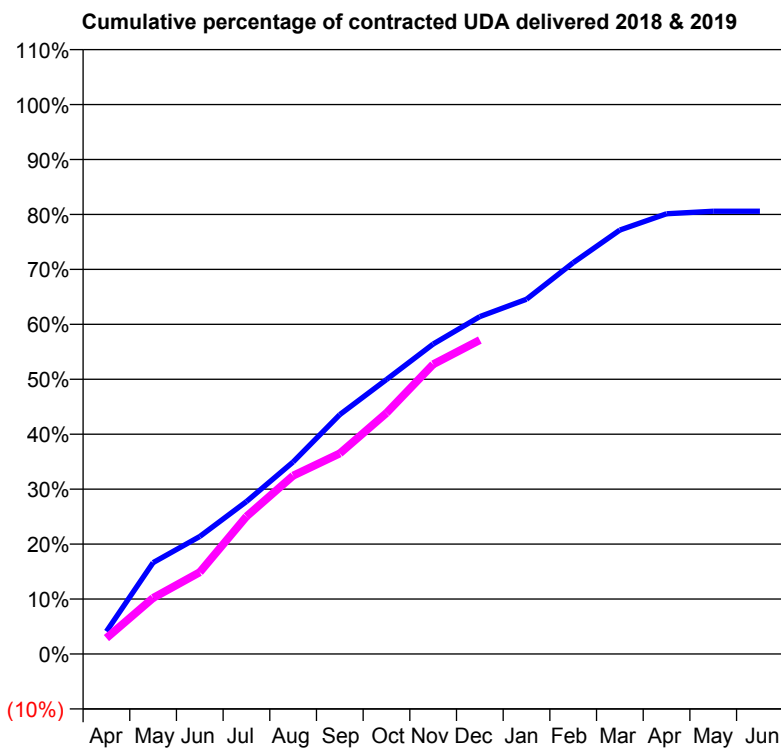
18/19 Contracted general activity (UDA)	3,171
Carry forward general activity (UDA)	0
18/19 Contracted orthodontic activity (UOA)	0
Carry forward orthodontic activity (UOA)	0
Baseline contract value	£76,273.24

ACCESS*

Patients seen in 24 months	Total	Change since previous quarter
Quarter ending December 2017	1,004	
Quarter ending March 2018	986	↓
Quarter ending June 2018	976	↓
Quarter ending September 2018	964	↓
Quarter ending December 2018	956	→
Variance since December 2017	(4.8%)	↓



ACTIVITY



Month	Adjusted Scheduled Activity (UDA)	
	2018	2019
April	131	92
May	528	324
June	678	472
July	880	794
August	1,109	1,029
September	1,382	1,158
October	1,584	1,391
November	1,789	1,672
December	1,947	1,812
January	2,047	
February	2,258	
March	2,447	
April	2,541	
May	2,555	
June	2,555	

QUALITY

	Quantity	Base Number	Contract	AT	Region	England
% of FP17s for the same patient ID Re-attending within 3 months - Children	40	404	9.9%	9.4%	11.6%	11.8%
% of FP17s for the same patient ID Re-attending within 3 months - Adults	116	750	15.5%	12.6%	15.1%	15.6%
% of FP17s for the same patient ID Re-attending between 3 & 9 months - Children	262	404	64.9%	59.2%	59.9%	58.8%
% of FP17s for the same patient ID Re-attending between 3 & 9 months - Adults	452	750	60.3%	50.2%	52.0%	51.0%
% of FP17s for Band 1 Urgent Courses	95	1,080	8.8%	7.0%	8.0%	9.0%
% of FP17s Relating to Free Repair or Replacements	0	1,080	0.0%	0.8%	0.8%	0.8%
% of FP17s Relating to Continuations	1	1,080	0.1%	1.0%	0.9%	0.9%
% of Patients satisfied with the dentistry they have received	1	1	N/A	94.4%	93.6%	93.2%
% of Patients satisfied with the time they had to wait for an appointment	1	1	N/A	92.3%	88.6%	88.3%

* This is based on patients treated on this contract for their most recent course of treatment. Figures in italics indicate the base number of FP17s or Patient Questionnaire responses are less than 100. N/A is shown where the base number of responses is less than 10 during the period. % is calculated as Quantity/Base number*100

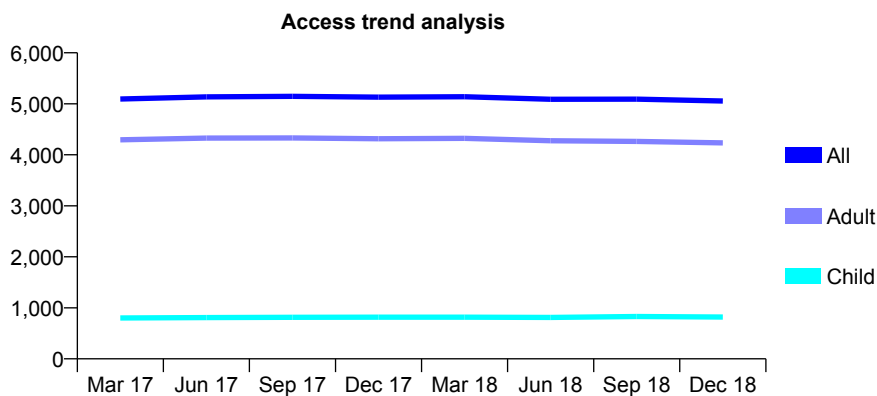
Q53 - Vital Signs At a Glance Contract Report for 116548/0001 - December 2018

Name or company name	Weobley Dental Surgery
Contract type name	GDS Contract
Purpose of contract	General
Contract start date	01/04/2006
Contract end date	

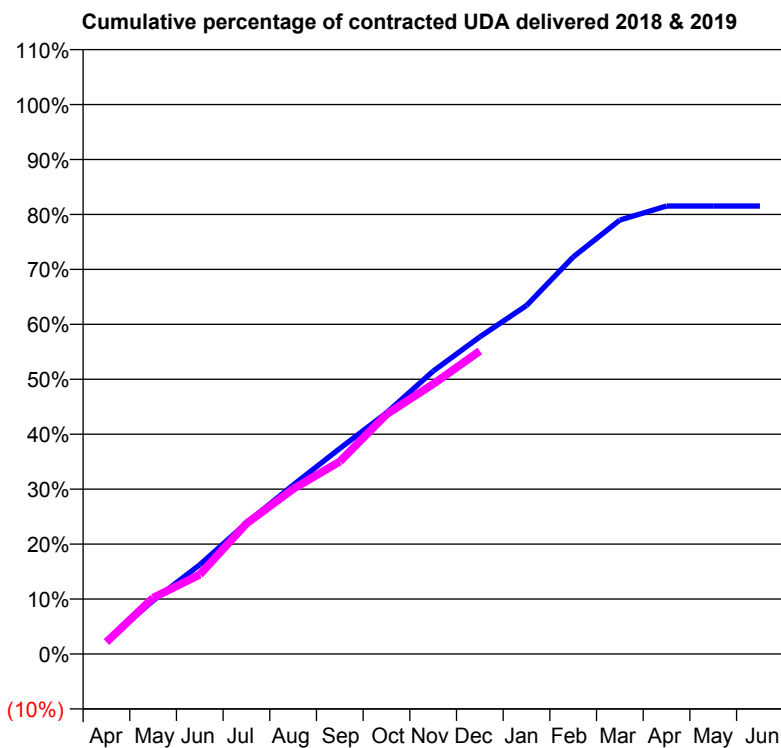
18/19 Contracted general activity (UDA)	17,977
Carry forward general activity (UDA)	0
18/19 Contracted orthodontic activity (UOA)	0
Carry forward orthodontic activity (UOA)	0
Baseline contract value	£513,240.45

ACCESS*

Patients seen in 24 months	Total	Change since previous quarter
Quarter ending December 2017	5,131	
Quarter ending March 2018	5,139	→
Quarter ending June 2018	5,088	→
Quarter ending September 2018	5,092	→
Quarter ending December 2018	5,055	→
Variance since December 2017	(1.5%)	↓



ACTIVITY



Adjusted Scheduled Activity (UDA)		
Month	2018	2019
April	424	389
May	1,746	1,838
June	2,920	2,598
July	4,285	4,268
August	5,529	5,400
September	6,723	6,296
October	7,889	7,843
November	9,255	8,833
December	10,378	9,913
January	11,403	
February	12,991	
March	14,196	
April	14,654	
May	14,655	
June	14,655	

QUALITY

	Quantity	Base Number	Contract	AT	Region	England
% of FP17s for the same patient ID Re-attending within 3 months - Children	50	903	5.5%	9.4%	11.6%	11.8%
% of FP17s for the same patient ID Re-attending within 3 months - Adults	952	5,071	18.8%	12.6%	15.1%	15.6%
% of FP17s for the same patient ID Re-attending between 3 & 9 months - Children	479	903	53.0%	59.2%	59.9%	58.8%
% of FP17s for the same patient ID Re-attending between 3 & 9 months - Adults	2,478	5,071	48.9%	50.2%	52.0%	51.0%
% of FP17s for Band 1 Urgent Courses	601	5,721	10.5%	7.0%	8.0%	9.0%
% of FP17s Relating to Free Repair or Replacements	73	5,721	1.3%	0.8%	0.8%	0.8%
% of FP17s Relating to Continuations	119	5,721	2.1%	1.0%	0.9%	0.9%
% of Patients satisfied with the dentistry they have received	31	34	91.2%	94.4%	93.6%	93.2%
% of Patients satisfied with the time they had to wait for an appointment	32	34	94.1%	92.3%	88.6%	88.3%

* This is based on patients treated on this contract for their most recent course of treatment. Figures in italics indicate the base number of FP17s or Patient Questionnaire responses are less than 100. N/A is shown where the base number of responses is less than 10 during the period. % is calculated as Quantity/Base number*100

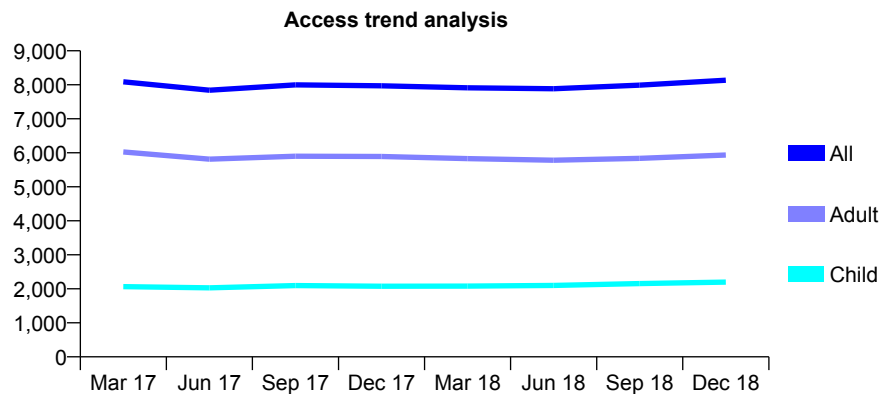
Q53 - Vital Signs At a Glance Contract Report for 124192/0001 - December 2018

Name or company name	The Manor Dental Surgery
Contract type name	GDS Contract
Purpose of contract	General
Contract start date	01/04/2015
Contract end date	

18/19 Contracted general activity (UDA)	22,892
Carry forward general activity (UDA)	68
18/19 Contracted orthodontic activity (UOA)	0
Carry forward orthodontic activity (UOA)	0
Baseline contract value	£686,704.05

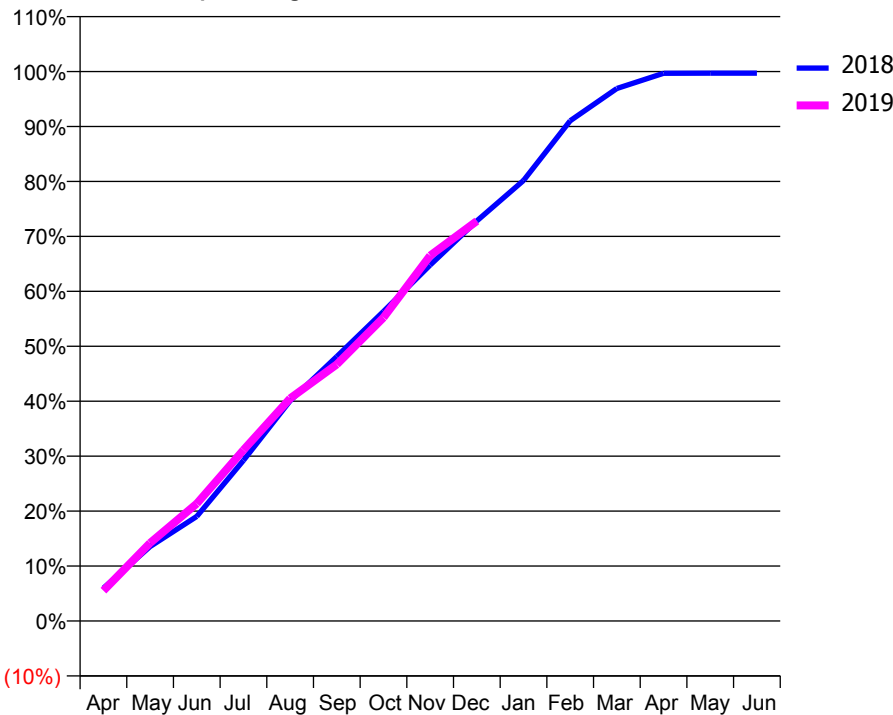
ACCESS*

Patients seen in 24 months	Total	Change since previous quarter
Quarter ending December 2017	7,971	
Quarter ending March 2018	7,910	→
Quarter ending June 2018	7,883	→
Quarter ending September 2018	7,989	→
Quarter ending December 2018	8,136	→
Variance since December 2017	2.1%	↑



ACTIVITY

Cumulative percentage of contracted UDA delivered 2018 & 2019



Month	Adjusted Scheduled Activity (UDA)	
	2018	2019
April	1,368	1,264
May	3,104	3,250
June	4,357	4,894
July	6,690	7,125
August	9,173	9,274
September	11,018	10,690
October	12,896	12,643
November	14,827	15,226
December	16,666	16,665
January	18,354	
February	20,843	
March	22,182	
April	22,819	
May	22,824	
June	22,824	

QUALITY

	Quantity	Base Number	Contract	AT	Region	England
% of FP17s for the same patient ID Re-attending within 3 months - Children	109	2,343	4.7%	9.4%	11.6%	11.8%
% of FP17s for the same patient ID Re-attending within 3 months - Adults	554	6,052	9.2%	12.6%	15.1%	15.6%
% of FP17s for the same patient ID Re-attending between 3 & 9 months - Children	1,441	2,343	61.5%	59.2%	59.9%	58.8%
% of FP17s for the same patient ID Re-attending between 3 & 9 months - Adults	3,648	6,052	60.3%	50.2%	52.0%	51.0%
% of FP17s for Band 1 Urgent Courses	331	8,101	4.1%	7.0%	8.0%	9.0%
% of FP17s Relating to Free Repair or Replacements	16	8,101	0.2%	0.8%	0.8%	0.8%
% of FP17s Relating to Continuations	70	8,101	0.9%	1.0%	0.9%	0.9%
% of Patients satisfied with the dentistry they have received	3	3	N/A	94.4%	93.6%	93.2%
% of Patients satisfied with the time they had to wait for an appointment	3	3	N/A	92.3%	88.6%	88.3%

* This is based on patients treated on this contract for their most recent course of treatment. Figures in italics indicate the base number of FP17s or Patient Questionnaire responses are less than 100. N/A is shown where the base number of responses is less than 10 during the period. % is calculated as Quantity/Base number*100

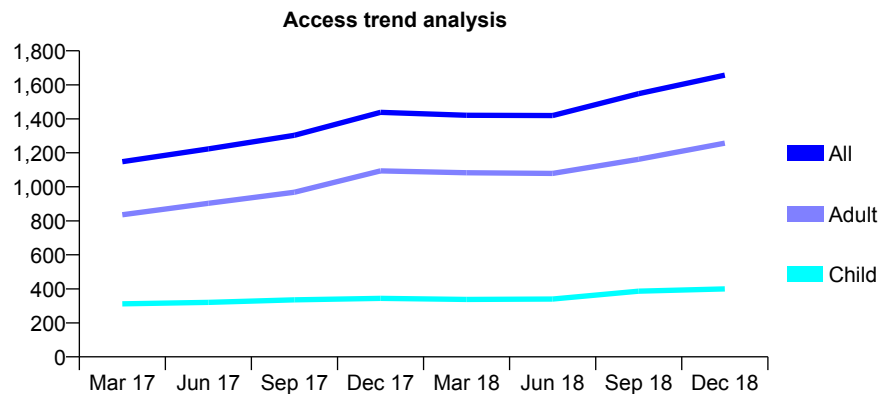
Q53 - Vital Signs At a Glance Contract Report for 129216/0001 - December 2018

Name or company name	Acacia Dental Practice Limited
Contract type name	GDS Contract
Purpose of contract	General
Contract start date	01/11/2012
Contract end date	

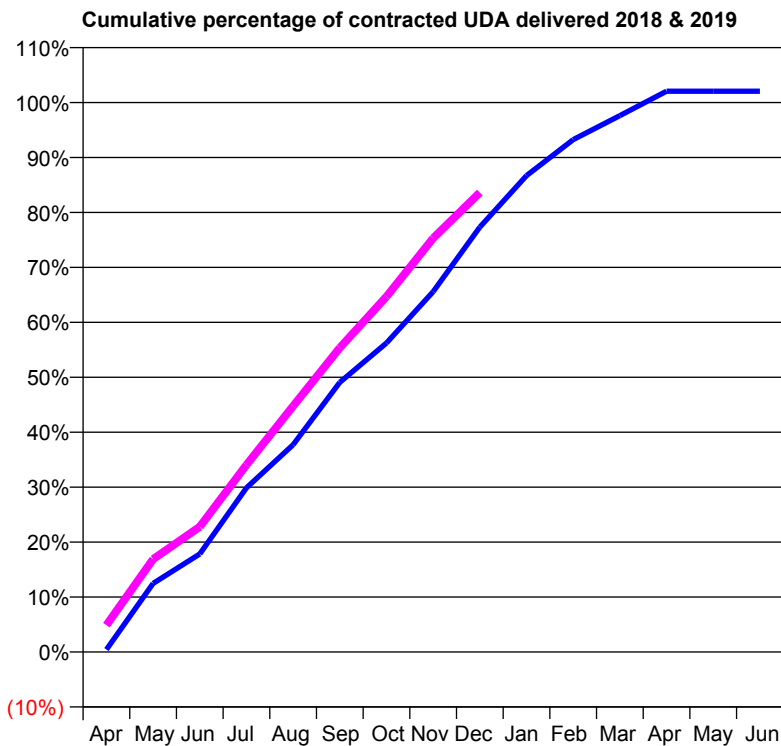
18/19 Contracted general activity (UDA)	3,760
Carry forward general activity (UDA)	-75
18/19 Contracted orthodontic activity (UOA)	0
Carry forward orthodontic activity (UOA)	0
Baseline contract value	£97,841.77

ACCESS*

Patients seen in 24 months	Total	Change since previous quarter
Quarter ending December 2017	1,438	
Quarter ending March 2018	1,421	↓
Quarter ending June 2018	1,419	→
Quarter ending September 2018	1,548	↑
Quarter ending December 2018	1,657	↑
Variance since December 2017	15.2%	↑



ACTIVITY



Adjusted Scheduled Activity (UDA)		
Month	2018	2019
April	17	184
May	470	635
June	671	857
July	1,124	1,280
August	1,418	1,683
September	1,846	2,082
October	2,114	2,432
November	2,466	2,832
December	2,908	3,144
January	3,260	
February	3,506	
March	3,670	
April	3,837	
May	3,837	
June	3,837	

QUALITY

	Quantity	Base Number	Contract	AT	Region	England
% of FP17s for the same patient ID Re-attending within 3 months - Children	30	461	6.5%	9.4%	11.6%	11.8%
% of FP17s for the same patient ID Re-attending within 3 months - Adults	110	1,234	8.9%	12.6%	15.1%	15.6%
% of FP17s for the same patient ID Re-attending between 3 & 9 months - Children	192	461	41.6%	59.2%	59.9%	58.8%
% of FP17s for the same patient ID Re-attending between 3 & 9 months - Adults	490	1,234	39.7%	50.2%	52.0%	51.0%
% of FP17s for Band 1 Urgent Courses	50	1,616	3.1%	7.0%	8.0%	9.0%
% of FP17s Relating to Free Repair or Replacements	12	1,616	0.7%	0.8%	0.8%	0.8%
% of FP17s Relating to Continuations	22	1,616	1.4%	1.0%	0.9%	0.9%
% of Patients satisfied with the dentistry they have received	1	1	N/A	94.4%	93.6%	93.2%
% of Patients satisfied with the time they had to wait for an appointment	1	1	N/A	92.3%	88.6%	88.3%

* This is based on patients treated on this contract for their most recent course of treatment. Figures in italics indicate the base number of FP17s or Patient Questionnaire responses are less than 100. N/A is shown where the base number of responses is less than 10 during the period. % is calculated as Quantity/Base number*100

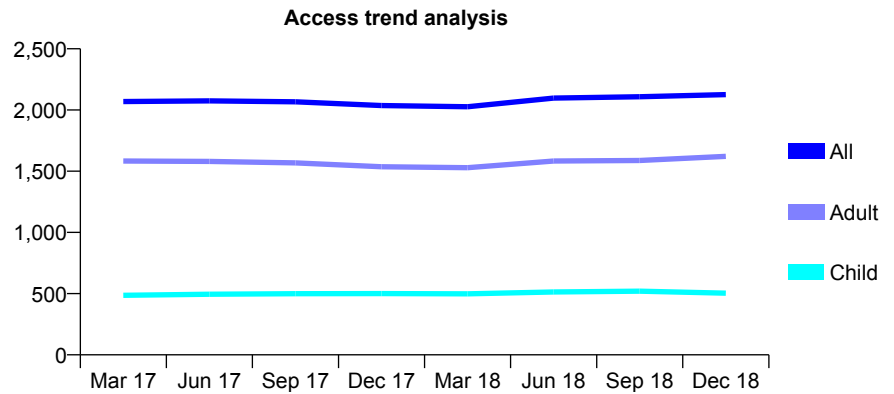
Q53 - Vital Signs At a Glance Contract Report for 130346/0001 - December 2018

Name or company name	Kingsbury Dental Practice
Contract type name	GDS Contract
Purpose of contract	General
Contract start date	01/04/2011
Contract end date	

18/19 Contracted general activity (UDA)	5,800
Carry forward general activity (UDA)	-111
18/19 Contracted orthodontic activity (UOA)	0
Carry forward orthodontic activity (UOA)	0
Baseline contract value	£188,049.05

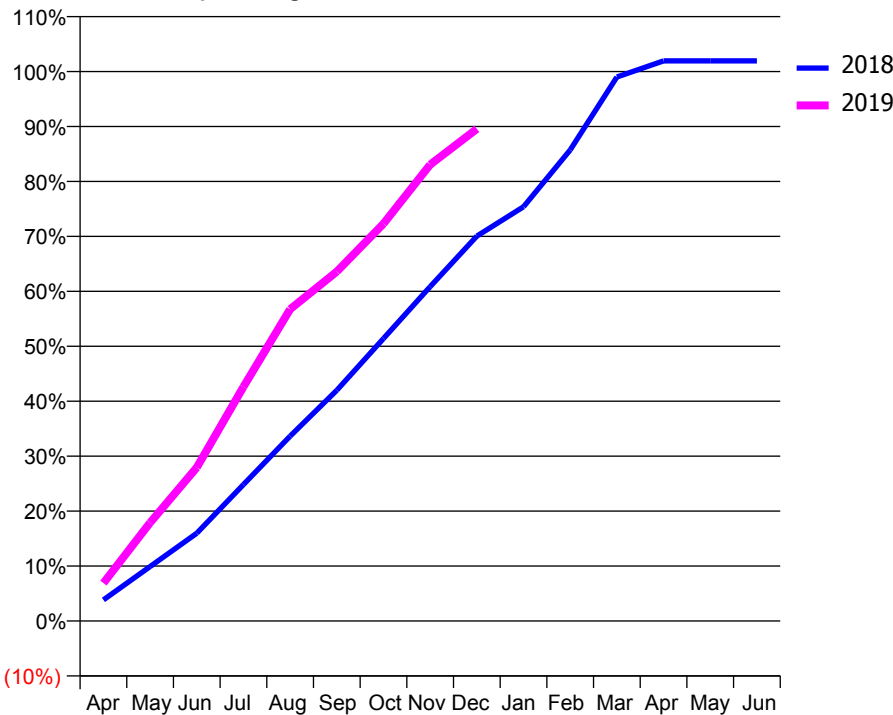
ACCESS*

Patients seen in 24 months	Total	Change since previous quarter
Quarter ending December 2017	2,037	
Quarter ending March 2018	2,027	→
Quarter ending June 2018	2,097	↑
Quarter ending September 2018	2,108	→
Quarter ending December 2018	2,126	→
Variance since December 2017	4.4%	↑



ACTIVITY

Cumulative percentage of contracted UDA delivered 2018 & 2019



Month	Adjusted Scheduled Activity (UDA)	
	2018	2019
April	222	400
May	575	1,038
June	927	1,621
July	1,441	2,472
August	1,951	3,292
September	2,436	3,688
October	2,981	4,193
November	3,530	4,817
December	4,062	5,194
January	4,373	
February	4,972	
March	5,741	
April	5,912	
May	5,912	
June	5,912	

QUALITY

	Quantity	Base Number	Contract	AT	Region	England
% of FP17s for the same patient ID Re-attending within 3 months - Children	11	434	2.5%	9.4%	11.6%	11.8%
% of FP17s for the same patient ID Re-attending within 3 months - Adults	94	1,316	7.1%	12.6%	15.1%	15.6%
% of FP17s for the same patient ID Re-attending between 3 & 9 months - Children	224	434	51.6%	59.2%	59.9%	58.8%
% of FP17s for the same patient ID Re-attending between 3 & 9 months - Adults	634	1,316	48.2%	50.2%	52.0%	51.0%
% of FP17s for Band 1 Urgent Courses	27	1,690	1.6%	7.0%	8.0%	9.0%
% of FP17s Relating to Free Repair or Replacements	1	1,690	0.1%	0.8%	0.8%	0.8%
% of FP17s Relating to Continuations	0	1,690	0.0%	1.0%	0.9%	0.9%
% of Patients satisfied with the dentistry they have received	3	3	N/A	94.4%	93.6%	93.2%
% of Patients satisfied with the time they had to wait for an appointment	3	3	N/A	92.3%	88.6%	88.3%

* This is based on patients treated on this contract for their most recent course of treatment. Figures in italics indicate the base number of FP17s or Patient Questionnaire responses are less than 100. N/A is shown where the base number of responses is less than 10 during the period. % is calculated as Quantity/Base number*100

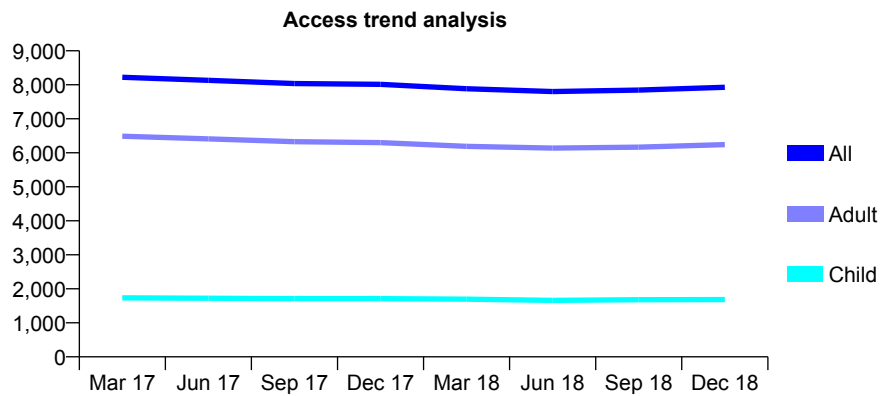
Q53 - Vital Signs At a Glance Contract Report for 134996/0001 - December 2018

Name or company name	Marden House Dental Practice Partnership
Contract type name	GDS Contract
Purpose of contract	General
Contract start date	17/01/2014
Contract end date	

18/19 Contracted general activity (UDA)	18,625
Carry forward general activity (UDA)	0
18/19 Contracted orthodontic activity (UOA)	0
Carry forward orthodontic activity (UOA)	0
Baseline contract value	£586,331.09

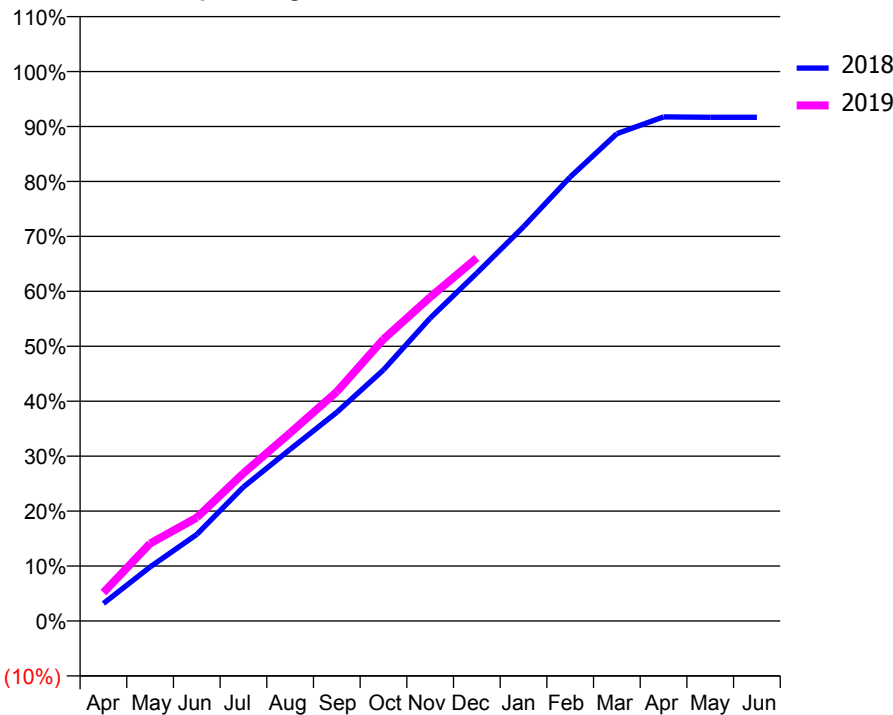
ACCESS*

Patients seen in 24 months	Total	Change since previous quarter
Quarter ending December 2017	8,012	
Quarter ending March 2018	7,886	↓
Quarter ending June 2018	7,801	↓
Quarter ending September 2018	7,847	→
Quarter ending December 2018	7,927	→
Variance since December 2017	(1.1%)	↓



ACTIVITY

Cumulative percentage of contracted UDA delivered 2018 & 2019



Month	Adjusted Scheduled Activity (UDA)	
	2018	2019
April	594	963
May	1,831	2,629
June	2,936	3,503
July	4,545	5,011
August	5,819	6,375
September	7,076	7,771
October	8,513	9,551
November	10,265	10,977
December	11,792	12,304
January	13,360	
February	15,051	
March	16,519	
April	17,086	
May	17,074	
June	17,074	

QUALITY

	Quantity	Base Number	Contract	AT	Region	England
% of FP17s for the same patient ID Re-attending within 3 months - Children	74	1,627	4.5%	9.4%	11.6%	11.8%
% of FP17s for the same patient ID Re-attending within 3 months - Adults	625	5,677	11.0%	12.6%	15.1%	15.6%
% of FP17s for the same patient ID Re-attending between 3 & 9 months - Children	729	1,627	44.8%	59.2%	59.9%	58.8%
% of FP17s for the same patient ID Re-attending between 3 & 9 months - Adults	1,844	5,677	32.5%	50.2%	52.0%	51.0%
% of FP17s for Band 1 Urgent Courses	785	7,007	11.2%	7.0%	8.0%	9.0%
% of FP17s Relating to Free Repair or Replacements	21	7,007	0.3%	0.8%	0.8%	0.8%
% of FP17s Relating to Continuations	61	7,007	0.9%	1.0%	0.9%	0.9%
% of Patients satisfied with the dentistry they have received	3	3	N/A	94.4%	93.6%	93.2%
% of Patients satisfied with the time they had to wait for an appointment	3	3	N/A	92.3%	88.6%	88.3%

* This is based on patients treated on this contract for their most recent course of treatment. Figures in italics indicate the base number of FP17s or Patient Questionnaire responses are less than 100. N/A is shown where the base number of responses is less than 10 during the period. % is calculated as Quantity/Base number*100

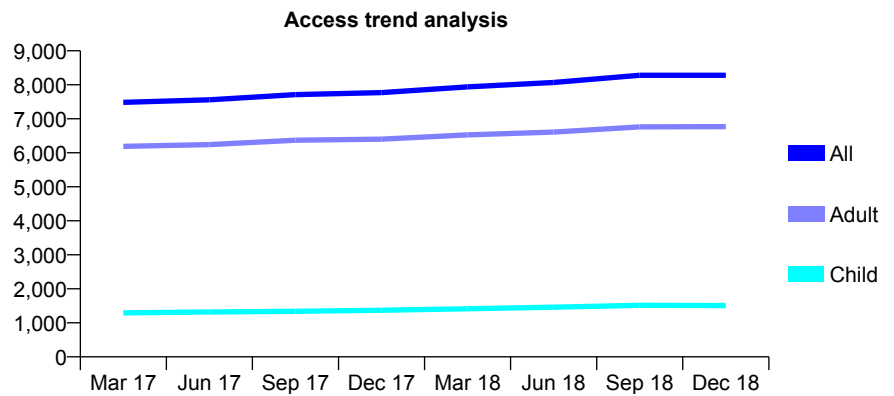
Q53 - Vital Signs At a Glance Contract Report for 135194/0001 - December 2018

Name or company name	S.R. Williams Ltd
Contract type name	GDS Contract
Purpose of contract	General
Contract start date	01/04/2009
Contract end date	

18/19 Contracted general activity (UDA)	18,067
Carry forward general activity (UDA)	-135
18/19 Contracted orthodontic activity (UOA)	0
Carry forward orthodontic activity (UOA)	0
Baseline contract value	£541,709.99

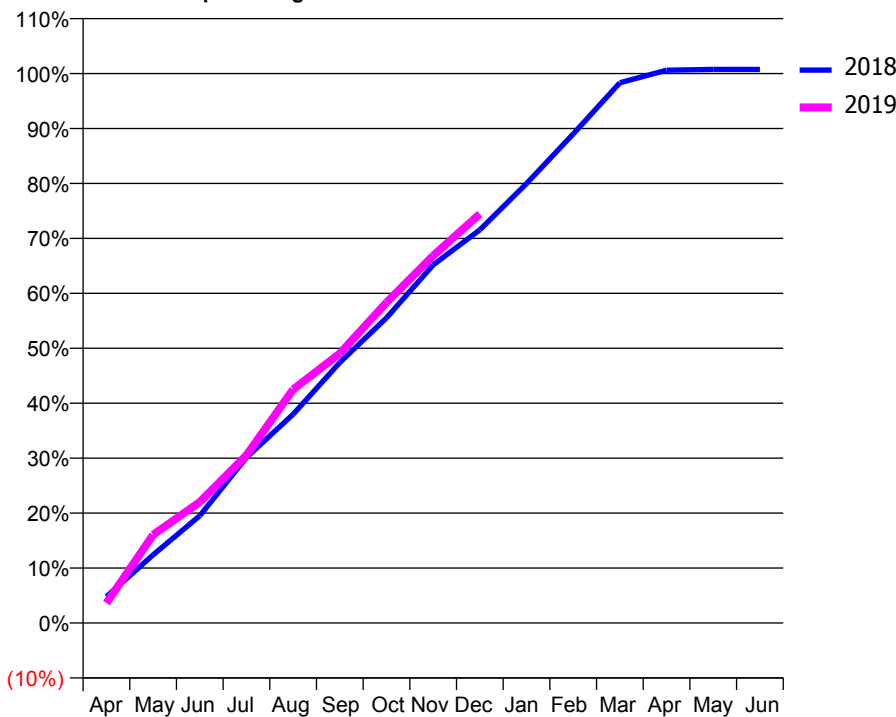
ACCESS*

Patients seen in 24 months	Total	Change since previous quarter
Quarter ending December 2017	7,772	
Quarter ending March 2018	7,941	↑
Quarter ending June 2018	8,068	→
Quarter ending September 2018	8,280	↑
Quarter ending December 2018	8,279	→
Variance since December 2017	6.5%	↑



ACTIVITY

Cumulative percentage of contracted UDA delivered 2018 & 2019



Month	Adjusted Scheduled Activity (UDA)	
	2018	2019
April	866	655
May	2,241	2,902
June	3,528	3,980
July	5,441	5,516
August	6,863	7,680
September	8,565	8,861
October	10,036	10,538
November	11,773	12,076
December	12,927	13,449
January	14,450	
February	16,079	
March	17,762	
April	18,176	
May	18,200	
June	18,202	

QUALITY

	Quantity	Base Number	Contract	AT	Region	England
% of FP17s for the same patient ID Re-attending within 3 months - Children	104	1,751	5.9%	9.4%	11.6%	11.8%
% of FP17s for the same patient ID Re-attending within 3 months - Adults	528	5,650	9.3%	12.6%	15.1%	15.6%
% of FP17s for the same patient ID Re-attending between 3 & 9 months - Children	1,115	1,751	63.7%	59.2%	59.9%	58.8%
% of FP17s for the same patient ID Re-attending between 3 & 9 months - Adults	1,862	5,650	33.0%	50.2%	52.0%	51.0%
% of FP17s for Band 1 Urgent Courses	401	7,146	5.6%	7.0%	8.0%	9.0%
% of FP17s Relating to Free Repair or Replacements	61	7,146	0.9%	0.8%	0.8%	0.8%
% of FP17s Relating to Continuations	40	7,146	0.6%	1.0%	0.9%	0.9%
% of Patients satisfied with the dentistry they have received	5	5	N/A	94.4%	93.6%	93.2%
% of Patients satisfied with the time they had to wait for an appointment	5	5	N/A	92.3%	88.6%	88.3%

* This is based on patients treated on this contract for their most recent course of treatment. Figures in italics indicate the base number of FP17s or Patient Questionnaire responses are less than 100. N/A is shown where the base number of responses is less than 10 during the period. % is calculated as Quantity/Base number*100

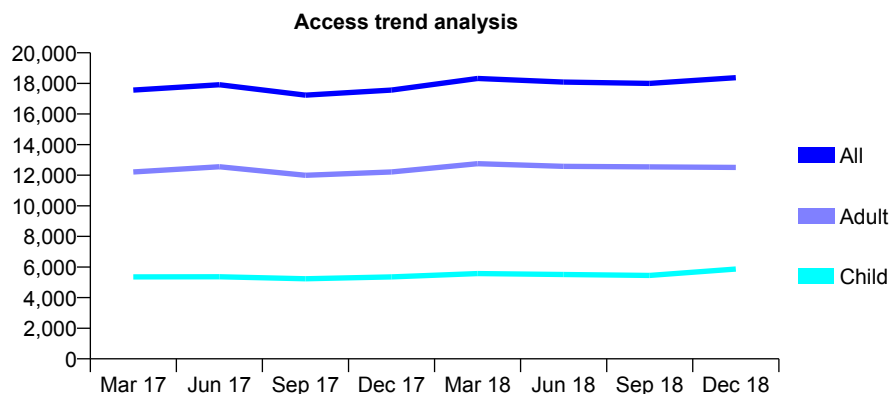
Q53 - Vital Signs At a Glance Contract Report for 137243/0001 - December 2018

Name or company name	Camphill Dental Practice
Contract type name	GDS Contract
Purpose of contract	General
Contract start date	01/04/2014
Contract end date	

18/19 Contracted general activity (UDA)	41,852
Carry forward general activity (UDA)	-648
18/19 Contracted orthodontic activity (UOA)	0
Carry forward orthodontic activity (UOA)	0
Baseline contract value	£960,965.07

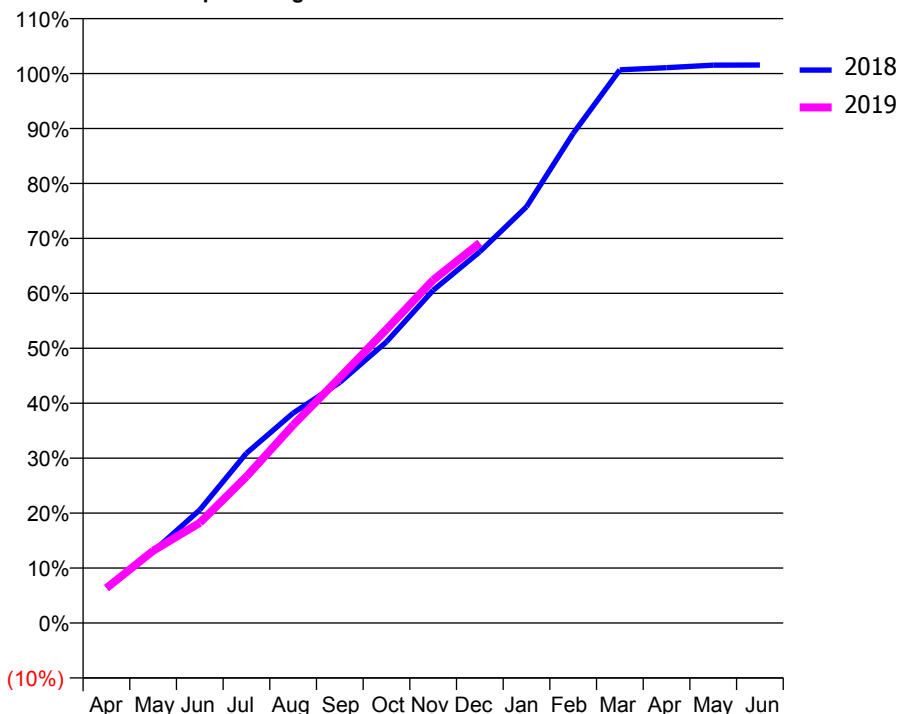
ACCESS*

Patients seen in 24 months	Total	Change since previous quarter
Quarter ending December 2017	17,568	
Quarter ending March 2018	18,326	↑
Quarter ending June 2018	18,086	↓
Quarter ending September 2018	17,996	→
Quarter ending December 2018	18,378	↑
Variance since December 2017	4.6%	↑



ACTIVITY

Cumulative percentage of contracted UDA delivered 2018 & 2019



Month	Adjusted Scheduled Activity (UDA)	
	2018	2019
April	2,756	2,657
May	5,450	5,502
June	8,620	7,629
July	12,934	11,155
August	15,991	15,081
September	18,322	18,688
October	21,417	22,367
November	25,343	26,123
December	28,277	28,954
January	31,703	
February	37,289	
March	42,131	
April	42,294	
May	42,486	
June	42,500	

QUALITY

	Quantity	Base Number	Contract	AT	Region	England
% of FP17s for the same patient ID Re-attending within 3 months - Children	289	5,991	4.8%	9.4%	11.6%	11.8%
% of FP17s for the same patient ID Re-attending within 3 months - Adults	630	7,992	7.9%	12.6%	15.1%	15.6%
% of FP17s for the same patient ID Re-attending between 3 & 9 months - Children	3,457	5,991	57.7%	59.2%	59.9%	58.8%
% of FP17s for the same patient ID Re-attending between 3 & 9 months - Adults	3,602	7,992	45.1%	50.2%	52.0%	51.0%
% of FP17s for Band 1 Urgent Courses	642	13,751	4.7%	7.0%	8.0%	9.0%
% of FP17s Relating to Free Repair or Replacements	60	13,751	0.4%	0.8%	0.8%	0.8%
% of FP17s Relating to Continuations	119	13,751	0.9%	1.0%	0.9%	0.9%
% of Patients satisfied with the dentistry they have received	9	9	N/A	94.4%	93.6%	93.2%
% of Patients satisfied with the time they had to wait for an appointment	8	9	N/A	92.3%	88.6%	88.3%

* This is based on patients treated on this contract for their most recent course of treatment. Figures in italics indicate the base number of FP17s or Patient Questionnaire responses are less than 100. N/A is shown where the base number of responses is less than 10 during the period. % is calculated as Quantity/Base number*100

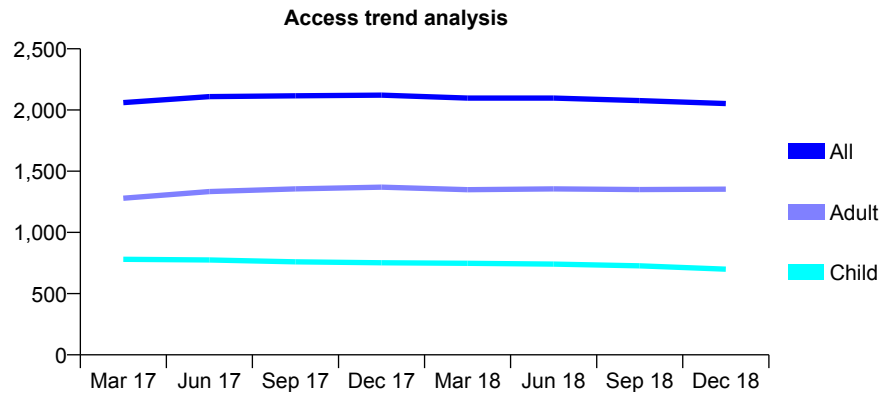
Q53 - Vital Signs At a Glance Contract Report for 141224/0001 - December 2018

Name or company name	Abbey Cottage Dental Practice Ltd
Contract type name	GDS Contract
Purpose of contract	General and Orthodontic
Contract start date	01/04/2009
Contract end date	

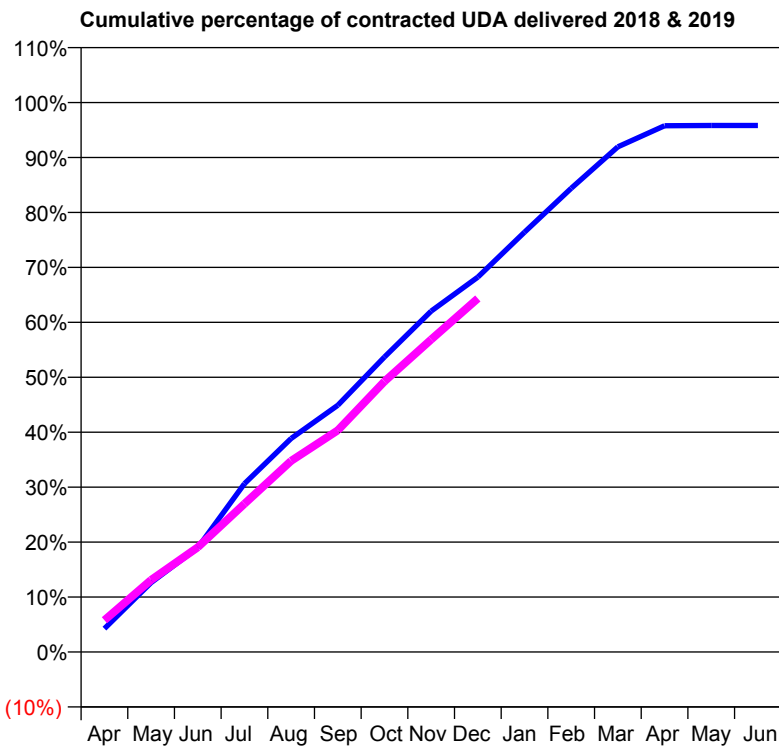
18/19 Contracted general activity (UDA)	5,534
Carry forward general activity (UDA)	0
18/19 Contracted orthodontic activity (UOA)	0
Carry forward orthodontic activity (UOA)	0
Baseline contract value	£138,420.98

ACCESS*

Patients seen in 24 months	Total	Change since previous quarter
Quarter ending December 2017	2,122	
Quarter ending March 2018	2,097	↓
Quarter ending June 2018	2,097	→
Quarter ending September 2018	2,077	→
Quarter ending December 2018	2,053	↓
Variance since December 2017	(3.3%)	↓



ACTIVITY



Month	Adjusted Scheduled Activity (UDA)	
	2018	2019
April	236	320
May	698	726
June	1,050	1,055
July	1,695	1,493
August	2,151	1,925
September	2,485	2,233
October	2,972	2,725
November	3,433	3,148
December	3,775	3,561
January	4,228	
February	4,670	
March	5,087	
April	5,300	
May	5,302	
June	5,302	

QUALITY

	Quantity	Base Number	Contract	AT	Region	England
% of FP17s for the same patient ID Re-attending within 3 months - Children	51	874	5.8%	9.4%	11.6%	11.8%
% of FP17s for the same patient ID Re-attending within 3 months - Adults	199	1,433	13.9%	12.6%	15.1%	15.6%
% of FP17s for the same patient ID Re-attending between 3 & 9 months - Children	599	874	68.5%	59.2%	59.9%	58.8%
% of FP17s for the same patient ID Re-attending between 3 & 9 months - Adults	780	1,433	54.4%	50.2%	52.0%	51.0%
% of FP17s for Band 1 Urgent Courses	184	2,183	8.4%	7.0%	8.0%	9.0%
% of FP17s Relating to Free Repair or Replacements	18	2,183	0.8%	0.8%	0.8%	0.8%
% of FP17s Relating to Continuations	10	2,183	0.5%	1.0%	0.9%	0.9%
% of Patients satisfied with the dentistry they have received	1	1	N/A	94.4%	93.6%	93.2%
% of Patients satisfied with the time they had to wait for an appointment	1	1	N/A	92.3%	88.6%	88.3%

* This is based on patients treated on this contract for their most recent course of treatment. Figures in italics indicate the base number of FP17s or Patient Questionnaire responses are less than 100. N/A is shown where the base number of responses is less than 10 during the period. % is calculated as Quantity/Base number*100

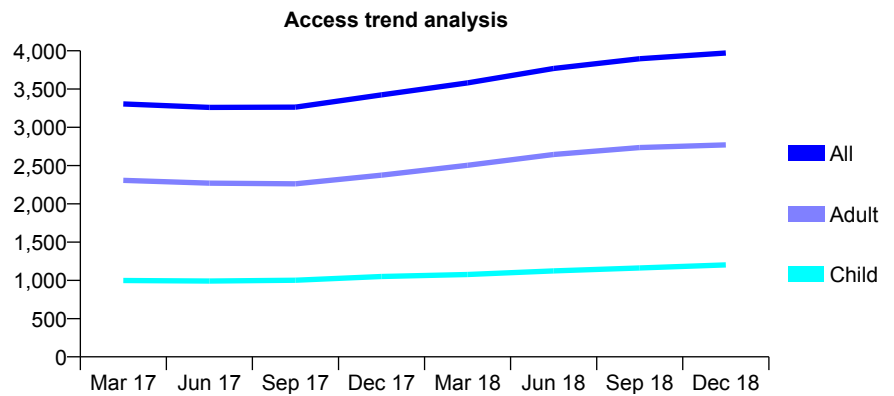
Q53 - Vital Signs At a Glance Contract Report for 142735/0001 - December 2018

Name or company name	Allesley Park Dental Practice
Contract type name	GDS Contract
Purpose of contract	General
Contract start date	01/04/2015
Contract end date	

18/19 Contracted general activity (UDA)	7,784
Carry forward general activity (UDA)	-40
18/19 Contracted orthodontic activity (UOA)	0
Carry forward orthodontic activity (UOA)	0
Baseline contract value	£177,322.28

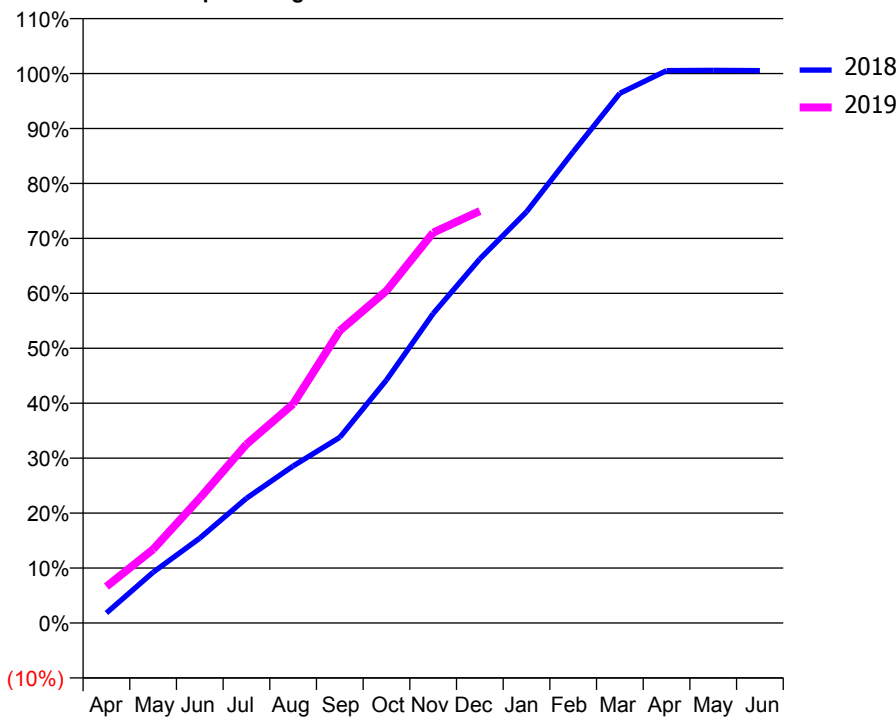
ACCESS*

Patients seen in 24 months	Total	Change since previous quarter
Quarter ending December 2017	3,424	
Quarter ending March 2018	3,581	↑
Quarter ending June 2018	3,769	↑
Quarter ending September 2018	3,897	↑
Quarter ending December 2018	3,972	→
Variance since December 2017	16.0%	↑



ACTIVITY

Cumulative percentage of contracted UDA delivered 2018 & 2019



Month	Adjusted Scheduled Activity (UDA)	
	2018	2019
April	142	516
May	719	1,043
June	1,202	1,769
July	1,766	2,532
August	2,224	3,102
September	2,631	4,142
October	3,443	4,706
November	4,382	5,530
December	5,158	5,835
January	5,824	
February	6,674	
March	7,504	
April	7,825	
May	7,829	
June	7,824	

QUALITY

	Quantity	Base Number	Contract	AT	Region	England
% of FP17s for the same patient ID Re-attending within 3 months - Children	52	1,335	3.9%	9.4%	11.6%	11.8%
% of FP17s for the same patient ID Re-attending within 3 months - Adults	308	2,748	11.2%	12.6%	15.1%	15.6%
% of FP17s for the same patient ID Re-attending between 3 & 9 months - Children	843	1,335	63.1%	59.2%	59.9%	58.8%
% of FP17s for the same patient ID Re-attending between 3 & 9 months - Adults	1,498	2,748	54.5%	50.2%	52.0%	51.0%
% of FP17s for Band 1 Urgent Courses	157	3,194	4.9%	7.0%	8.0%	9.0%
% of FP17s Relating to Free Repair or Replacements	14	3,194	0.4%	0.8%	0.8%	0.8%
% of FP17s Relating to Continuations	12	3,194	0.4%	1.0%	0.9%	0.9%
% of Patients satisfied with the dentistry they have received	3	3	N/A	94.4%	93.6%	93.2%
% of Patients satisfied with the time they had to wait for an appointment	3	3	N/A	92.3%	88.6%	88.3%

* This is based on patients treated on this contract for their most recent course of treatment. Figures in italics indicate the base number of FP17s or Patient Questionnaire responses are less than 100. N/A is shown where the base number of responses is less than 10 during the period. % is calculated as Quantity/Base number*100

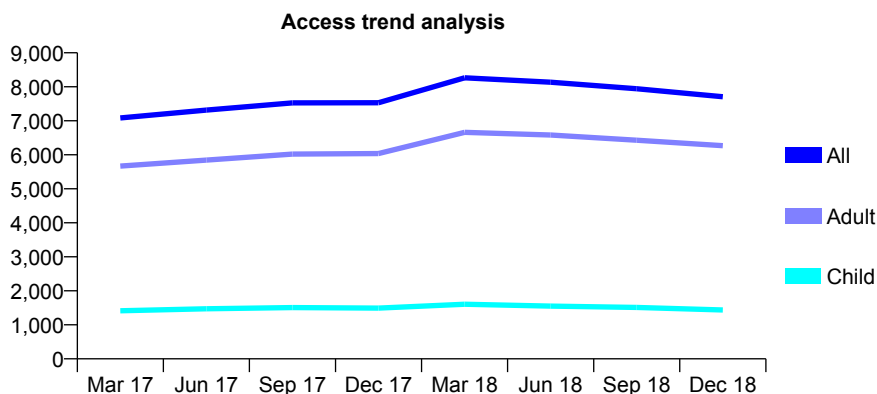
Q53 - Vital Signs At a Glance Contract Report for 143502/0001 - December 2018

Name or company name	Light Lane Dental Practice
Contract type name	GDS Contract
Purpose of contract	General and Orthodontic
Contract start date	01/10/2015
Contract end date	

18/19 Contracted general activity (UDA)	22,006
Carry forward general activity (UDA)	0
18/19 Contracted orthodontic activity (UOA)	290
Carry forward orthodontic activity (UOA)	11
Baseline contract value	£627,276.27

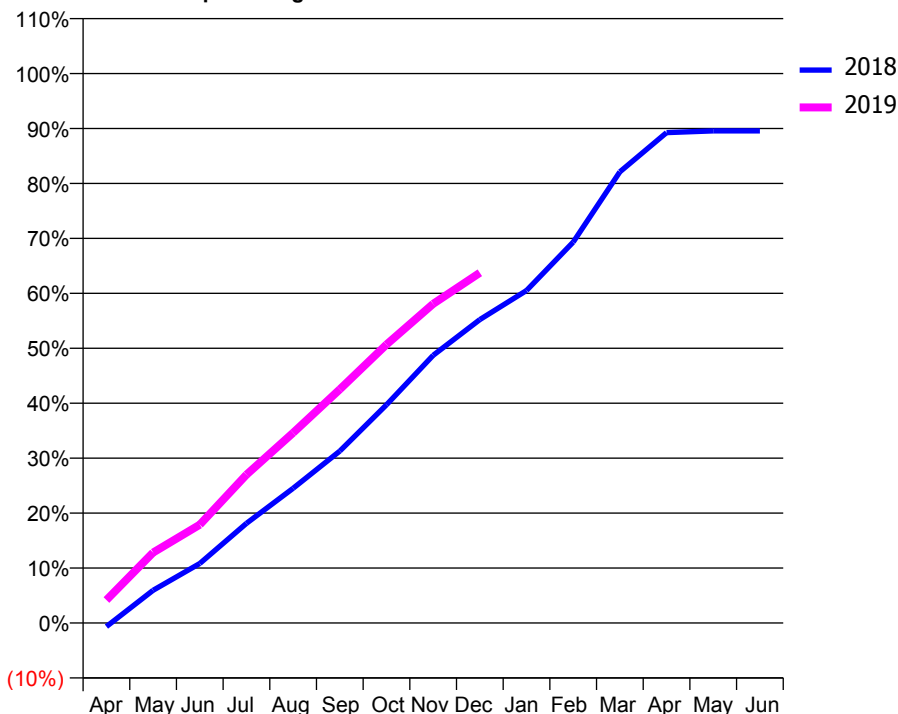
ACCESS*

Patients seen in 24 months	Total	Change since previous quarter
Quarter ending December 2017	7,532	
Quarter ending March 2018	8,266	↑
Quarter ending June 2018	8,135	↓
Quarter ending September 2018	7,942	↓
Quarter ending December 2018	7,707	↓
Variance since December 2017	2.3%	↑



ACTIVITY

Cumulative percentage of contracted UDA delivered 2018 & 2019



Month	Adjusted Scheduled Activity (UDA)	
	2018	2019
April	-146	922
May	1,311	2,821
June	2,382	3,937
July	3,990	5,938
August	5,397	7,616
September	6,888	9,361
October	8,738	11,154
November	10,722	12,780
December	12,150	14,025
January	13,318	
February	15,253	
March	18,070	
April	19,638	
May	19,709	
June	19,706	

QUALITY

	Quantity	Base Number	Contract	AT	Region	England
% of FP17s for the same patient ID Re-attending within 3 months - Children	60	1,270	4.7%	9.4%	11.6%	11.8%
% of FP17s for the same patient ID Re-attending within 3 months - Adults	908	5,907	15.4%	12.6%	15.1%	15.6%
% of FP17s for the same patient ID Re-attending between 3 & 9 months - Children	696	1,270	54.8%	59.2%	59.9%	58.8%
% of FP17s for the same patient ID Re-attending between 3 & 9 months - Adults	2,833	5,907	48.0%	50.2%	52.0%	51.0%
% of FP17s for Band 1 Urgent Courses	361	6,524	5.5%	7.0%	8.0%	9.0%
% of FP17s Relating to Free Repair or Replacements	29	6,524	0.4%	0.8%	0.8%	0.8%
% of FP17s Relating to Continuations	26	6,524	0.4%	1.0%	0.9%	0.9%
% of Patients satisfied with the dentistry they have received	2	2	N/A	94.4%	93.6%	93.2%
% of Patients satisfied with the time they had to wait for an appointment	2	2	N/A	92.3%	88.6%	88.3%

* This is based on patients treated on this contract for their most recent course of treatment. Figures in italics indicate the base number of FP17s or Patient Questionnaire responses are less than 100. N/A is shown where the base number of responses is less than 10 during the period. % is calculated as Quantity/Base number*100

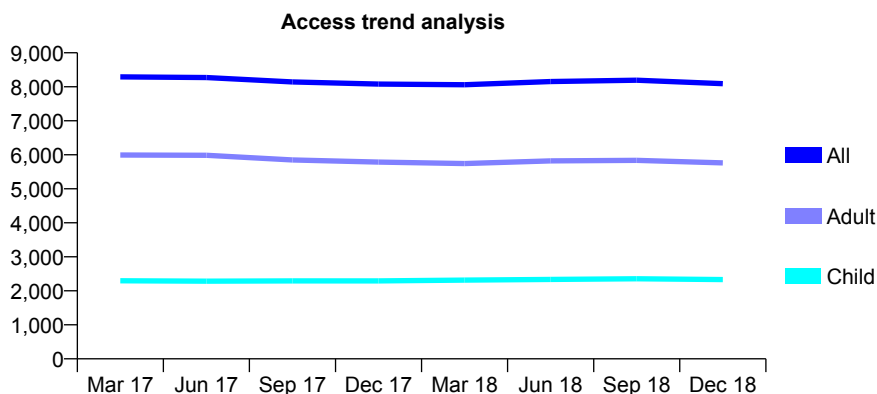
Q53 - Vital Signs At a Glance Contract Report for 143561/0001 - December 2018

Name or company name	New Road Dental Practice
Contract type name	GDS Contract
Purpose of contract	General
Contract start date	01/06/2008
Contract end date	

18/19 Contracted general activity (UDA)	21,350
Carry forward general activity (UDA)	-41
18/19 Contracted orthodontic activity (UOA)	0
Carry forward orthodontic activity (UOA)	0
Baseline contract value	£487,582.75

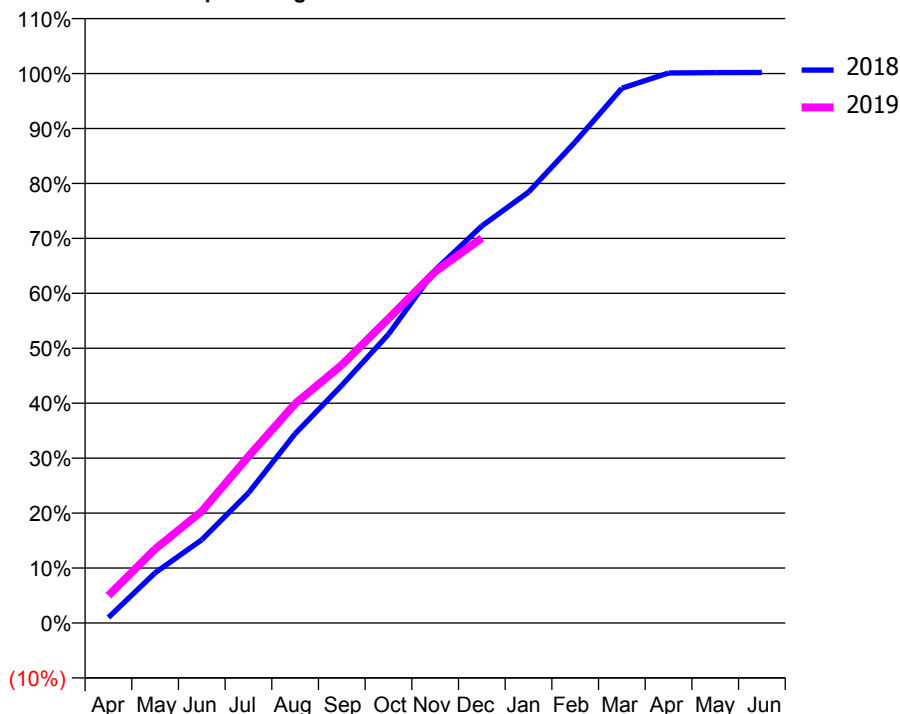
ACCESS*

Patients seen in 24 months	Total	Change since previous quarter
Quarter ending December 2017	8,081	
Quarter ending March 2018	8,062	→
Quarter ending June 2018	8,156	→
Quarter ending September 2018	8,194	→
Quarter ending December 2018	8,094	↓
Variance since December 2017	0.2%	→



ACTIVITY

Cumulative percentage of contracted UDA delivered 2018 & 2019



Month	Adjusted Scheduled Activity (UDA)	
	2018	2019
April	217	1,065
May	1,949	2,875
June	3,237	4,341
July	5,053	6,474
August	7,352	8,523
September	9,236	10,030
October	11,219	11,825
November	13,710	13,647
December	15,427	14,957
January	16,742	
February	18,688	
March	20,776	
April	21,368	
May	21,386	
June	21,391	

QUALITY

	Quantity	Base Number	Contract	AT	Region	England
% of FP17s for the same patient ID Re-attending within 3 months - Children	175	3,015	5.8%	9.4%	11.6%	11.8%
% of FP17s for the same patient ID Re-attending within 3 months - Adults	786	6,348	12.4%	12.6%	15.1%	15.6%
% of FP17s for the same patient ID Re-attending between 3 & 9 months - Children	2,129	3,015	70.6%	59.2%	59.9%	58.8%
% of FP17s for the same patient ID Re-attending between 3 & 9 months - Adults	4,076	6,348	64.2%	50.2%	52.0%	51.0%
% of FP17s for Band 1 Urgent Courses	521	8,338	6.2%	7.0%	8.0%	9.0%
% of FP17s Relating to Free Repair or Replacements	156	8,338	1.9%	0.8%	0.8%	0.8%
% of FP17s Relating to Continuations	29	8,338	0.3%	1.0%	0.9%	0.9%
% of Patients satisfied with the dentistry they have received	5	5	N/A	94.4%	93.6%	93.2%
% of Patients satisfied with the time they had to wait for an appointment	5	5	N/A	92.3%	88.6%	88.3%

* This is based on patients treated on this contract for their most recent course of treatment. Figures in italics indicate the base number of FP17s or Patient Questionnaire responses are less than 100. N/A is shown where the base number of responses is less than 10 during the period. % is calculated as Quantity/Base number*100

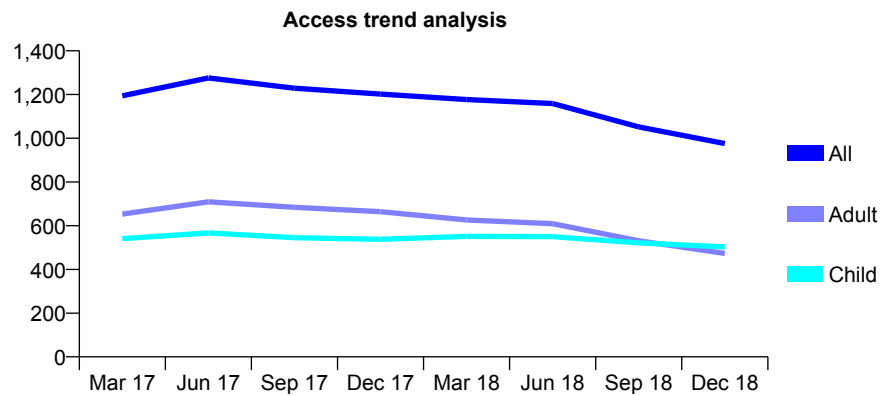
Q53 - Vital Signs At a Glance Contract Report for 147222/0001 - December 2018

Name or company name	Hudson & Mileson
Contract type name	GDS Contract
Purpose of contract	General
Contract start date	01/04/2006
Contract end date	

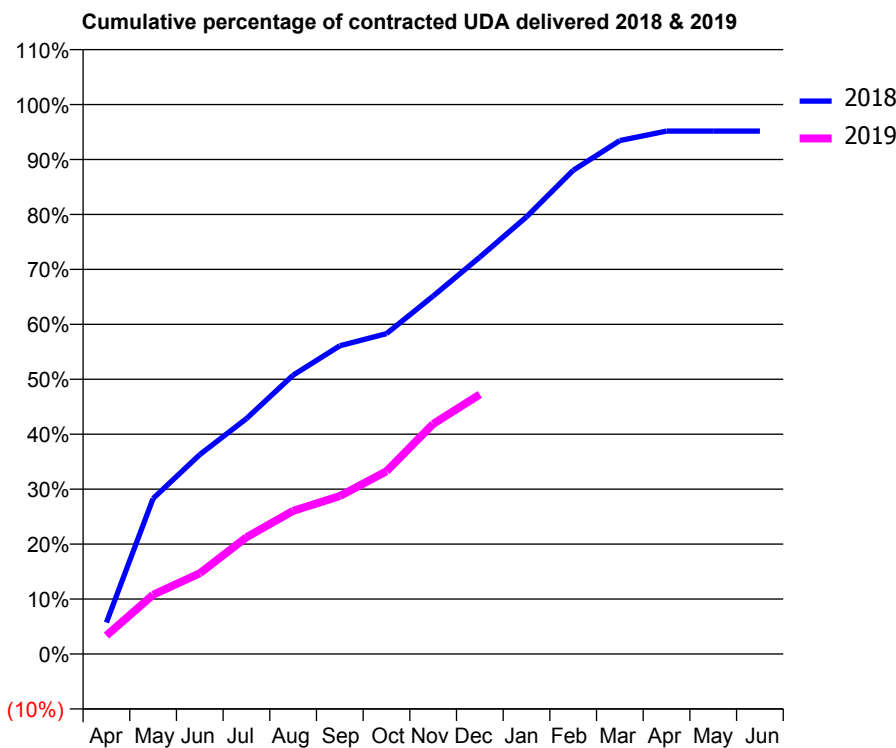
18/19 Contracted general activity (UDA)	2,600
Carry forward general activity (UDA)	0
18/19 Contracted orthodontic activity (UOA)	0
Carry forward orthodontic activity (UOA)	0
Baseline contract value	£79,724.95

ACCESS*

Patients seen in 24 months	Total	Change since previous quarter
Quarter ending December 2017	1,202	
Quarter ending March 2018	1,177	↓
Quarter ending June 2018	1,159	↓
Quarter ending September 2018	1,052	↓
Quarter ending December 2018	976	↓
Variance since December 2017	(18.8%)	↓



ACTIVITY



Month	Adjusted Scheduled Activity (UDA)	
	2018	2019
April	149	87
May	736	281
June	944	382
July	1,114	552
August	1,320	677
September	1,458	747
October	1,516	865
November	1,694	1,089
December	1,878	1,228
January	2,068	
February	2,289	
March	2,429	
April	2,474	
May	2,474	
June	2,474	

QUALITY

	Quantity	Base Number	Contract	AT	Region	England
% of FP17s for the same patient ID Re-attending within 3 months - Children	44	571	7.7%	9.4%	11.6%	11.8%
% of FP17s for the same patient ID Re-attending within 3 months - Adults	33	286	11.5%	12.6%	15.1%	15.6%
% of FP17s for the same patient ID Re-attending between 3 & 9 months - Children	384	571	67.3%	59.2%	59.9%	58.8%
% of FP17s for the same patient ID Re-attending between 3 & 9 months - Adults	186	286	65.0%	50.2%	52.0%	51.0%
% of FP17s for Band 1 Urgent Courses	12	822	1.5%	7.0%	8.0%	9.0%
% of FP17s Relating to Free Repair or Replacements	0	822	0.0%	0.8%	0.8%	0.8%
% of FP17s Relating to Continuations	16	822	1.9%	1.0%	0.9%	0.9%
% of Patients satisfied with the dentistry they have received	1	1	N/A	94.4%	93.6%	93.2%
% of Patients satisfied with the time they had to wait for an appointment	1	1	N/A	92.3%	88.6%	88.3%

* This is based on patients treated on this contract for their most recent course of treatment. Figures in italics indicate the base number of FP17s or Patient Questionnaire responses are less than 100. N/A is shown where the base number of responses is less than 10 during the period. % is calculated as Quantity/Base number*100

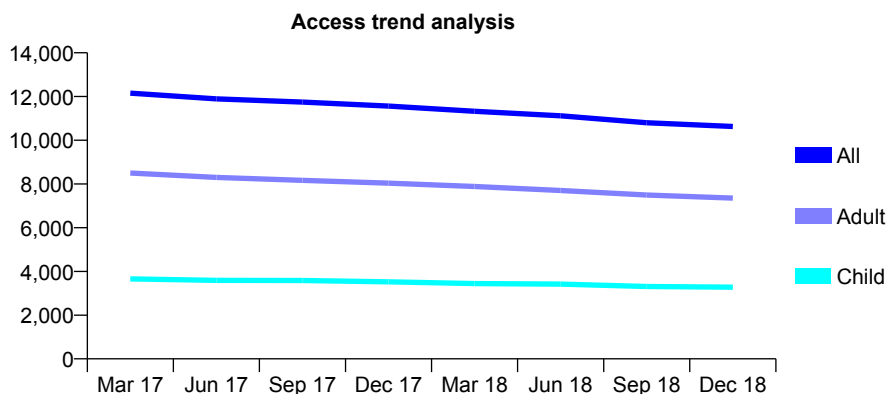
Q53 - Vital Signs At a Glance Contract Report for 148571/0001 - December 2018

Name or company name	Lyppard Dental Centre
Contract type name	GDS Contract
Purpose of contract	General
Contract start date	01/04/2014
Contract end date	

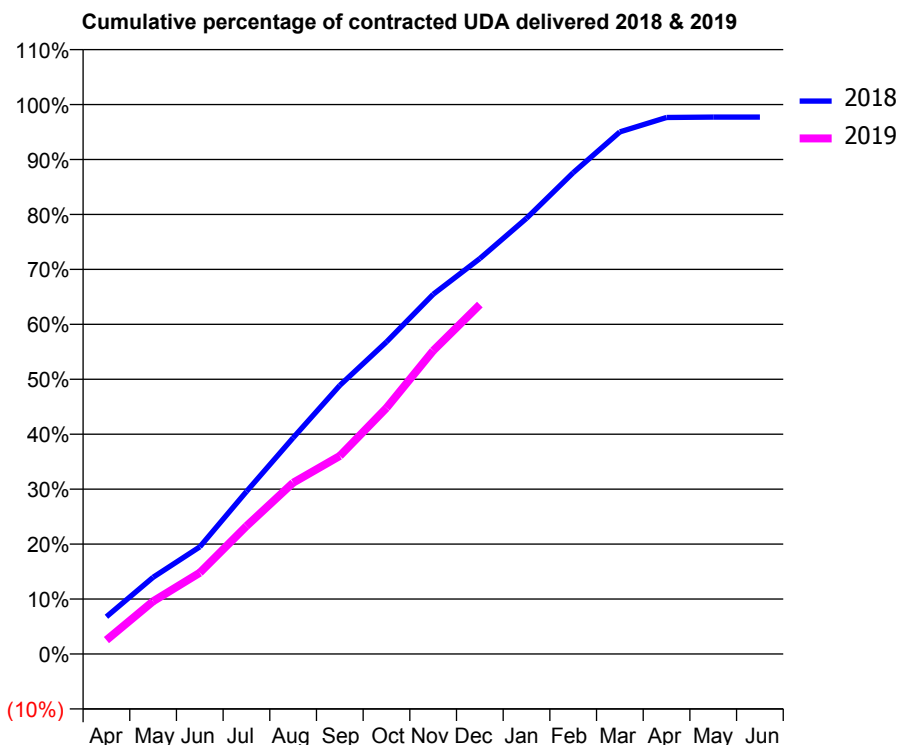
18/19 Contracted general activity (UDA)	26,414
Carry forward general activity (UDA)	607
18/19 Contracted orthodontic activity (UOA)	0
Carry forward orthodontic activity (UOA)	0
Baseline contract value	£850,138.10

ACCESS*

Patients seen in 24 months	Total	Change since previous quarter
Quarter ending December 2017	11,560	
Quarter ending March 2018	11,328	↓
Quarter ending June 2018	11,119	↓
Quarter ending September 2018	10,803	↓
Quarter ending December 2018	10,627	↓
Variance since December 2017	(8.1%)	↓



ACTIVITY



Adjusted Scheduled Activity (UDA)		
Month	2018	2019
April	1,791	673
May	3,688	2,536
June	5,151	3,909
July	7,813	6,148
August	10,395	8,233
September	12,911	9,520
October	15,003	11,832
November	17,289	14,578
December	19,007	16,794
January	20,945	
February	23,137	
March	25,100	
April	25,788	
May	25,807	
June	25,807	

QUALITY

	Quantity	Base Number	Contract	AT	Region	England
% of FP17s for the same patient ID Re-attending within 3 months - Children	166	3,366	4.9%	9.4%	11.6%	11.8%
% of FP17s for the same patient ID Re-attending within 3 months - Adults	639	6,025	10.6%	12.6%	15.1%	15.6%
% of FP17s for the same patient ID Re-attending between 3 & 9 months - Children	1,711	3,366	50.8%	59.2%	59.9%	58.8%
% of FP17s for the same patient ID Re-attending between 3 & 9 months - Adults	2,074	6,025	34.4%	50.2%	52.0%	51.0%
% of FP17s for Band 1 Urgent Courses	563	9,020	6.2%	7.0%	8.0%	9.0%
% of FP17s Relating to Free Repair or Replacements	87	9,020	1.0%	0.8%	0.8%	0.8%
% of FP17s Relating to Continuations	128	9,020	1.4%	1.0%	0.9%	0.9%
% of Patients satisfied with the dentistry they have received	5	5	N/A	94.4%	93.6%	93.2%
% of Patients satisfied with the time they had to wait for an appointment	5	5	N/A	92.3%	88.6%	88.3%

* This is based on patients treated on this contract for their most recent course of treatment. Figures in italics indicate the base number of FP17s or Patient Questionnaire responses are less than 100. N/A is shown where the base number of responses is less than 10 during the period. % is calculated as Quantity/Base number*100

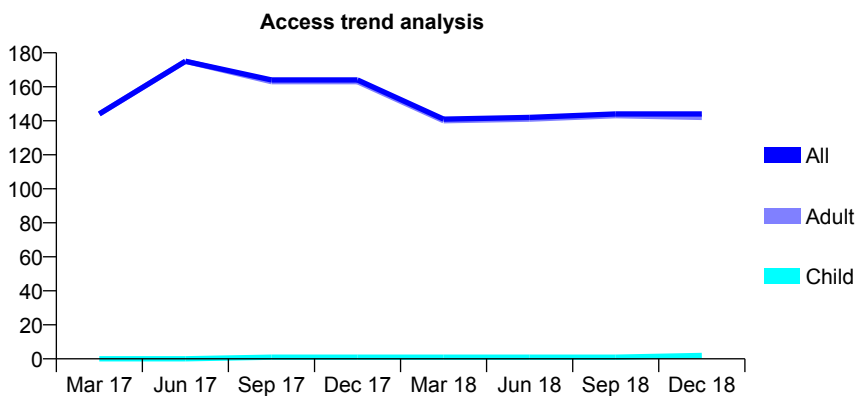
Q53 - Vital Signs At a Glance Contract Report for 148571/0002 - December 2018

Name or company name	Lyppard Dental Centre
Contract type name	GDS Contract
Purpose of contract	General
Contract start date	01/04/2014
Contract end date	

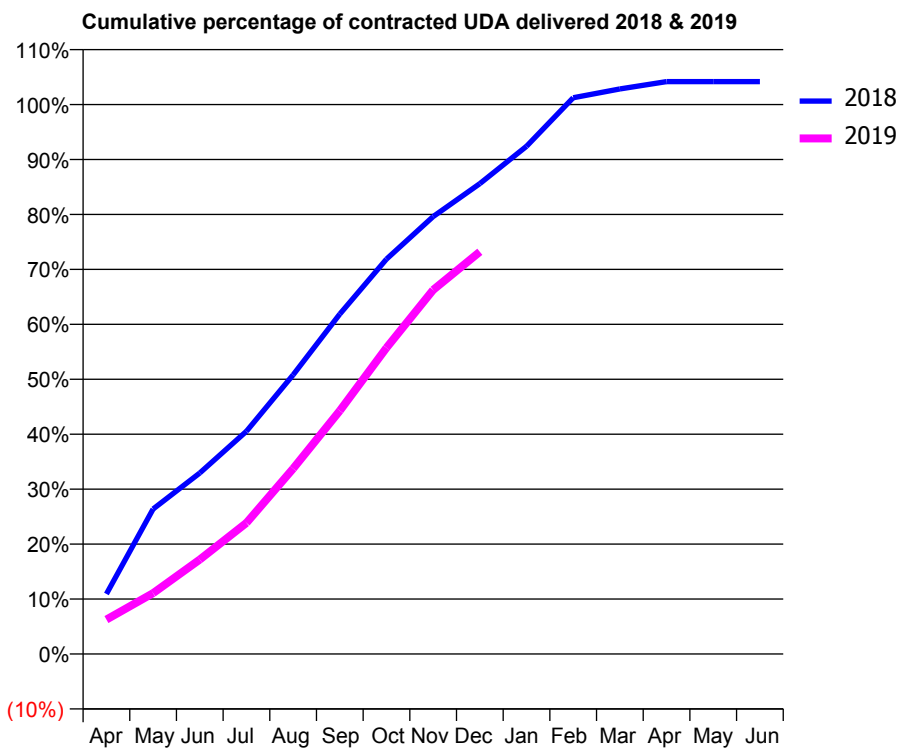
18/19 Contracted general activity (UDA)	750
Carry forward general activity (UDA)	-15
18/19 Contracted orthodontic activity (UOA)	0
Carry forward orthodontic activity (UOA)	0
Baseline contract value	£283,170.84

ACCESS*

Patients seen in 24 months	Total	Change since previous quarter
Quarter ending December 2017	164	
Quarter ending March 2018	141	↓
Quarter ending June 2018	142	→
Quarter ending September 2018	144	→
Quarter ending December 2018	144	→
Variance since December 2017	(12.2%)	↓



ACTIVITY



Month	Adjusted Scheduled Activity (UDA)	
	2018	2019
April	82	47
May	198	83
June	247	129
July	304	179
August	381	253
September	464	332
October	539	418
November	597	497
December	642	549
January	693	
February	759	
March	771	
April	781	
May	781	
June	781	

QUALITY

	Quantity	Base Number	Contract	AT	Region	England
% of FP17s for the same patient ID Re-attending within 3 months - Children	0	1	0.0%	9.4%	11.6%	11.8%
% of FP17s for the same patient ID Re-attending within 3 months - Adults	6	202	3.0%	12.6%	15.1%	15.6%
% of FP17s for the same patient ID Re-attending between 3 & 9 months - Children	0	1	0.0%	59.2%	59.9%	58.8%
% of FP17s for the same patient ID Re-attending between 3 & 9 months - Adults	6	202	3.0%	50.2%	52.0%	51.0%
% of FP17s for Band 1 Urgent Courses	0	200	0.0%	7.0%	8.0%	9.0%
% of FP17s Relating to Free Repair or Replacements	0	200	0.0%	0.8%	0.8%	0.8%
% of FP17s Relating to Continuations	5	200	2.5%	1.0%	0.9%	0.9%
% of Patients satisfied with the dentistry they have received	0	0	N/A	94.4%	93.6%	93.2%
% of Patients satisfied with the time they had to wait for an appointment	0	0	N/A	92.3%	88.6%	88.3%

* This is based on patients treated on this contract for their most recent course of treatment. Figures in italics indicate the base number of FP17s or Patient Questionnaire responses are less than 100. N/A is shown where the base number of responses is less than 10 during the period. % is calculated as Quantity/Base number*100

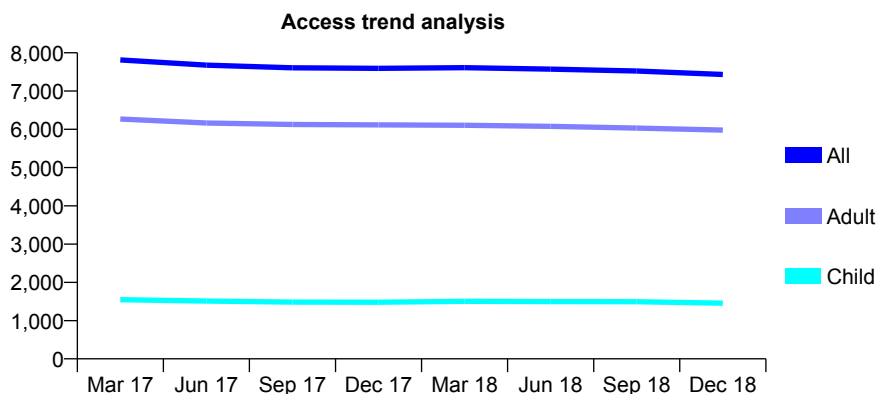
Q53 - Vital Signs At a Glance Contract Report for 150312/0001 - December 2018

Name or company name	Dorset House Dental
Contract type name	GDS Contract
Purpose of contract	General and Orthodontic
Contract start date	01/04/2015
Contract end date	

18/19 Contracted general activity (UDA)	21,588
Carry forward general activity (UDA)	268
18/19 Contracted orthodontic activity (UOA)	628
Carry forward orthodontic activity (UOA)	-12
Baseline contract value	£709,275.92

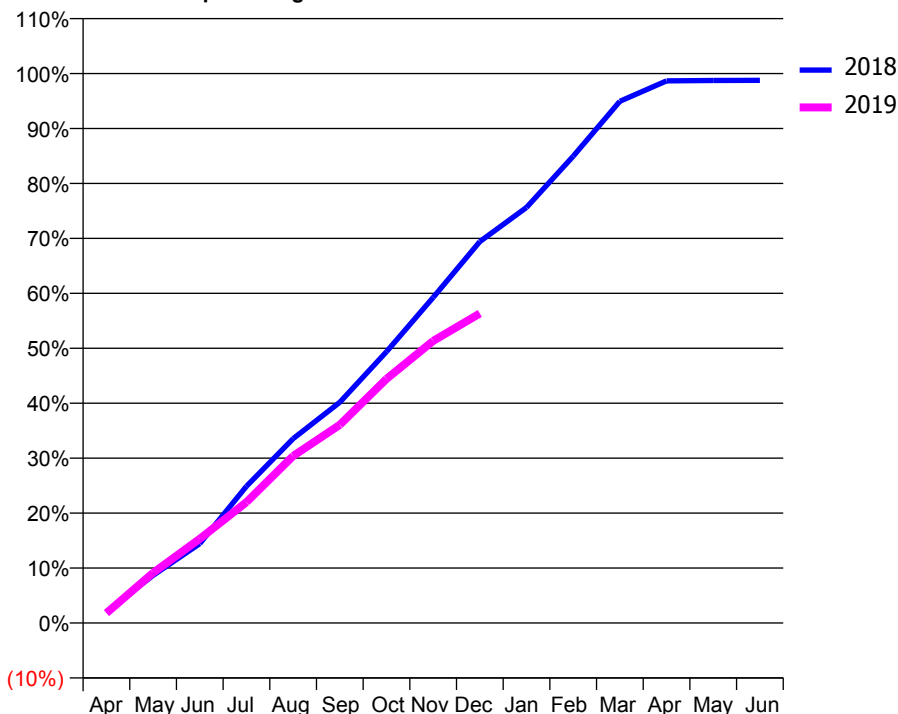
ACCESS*

Patients seen in 24 months	Total	Change since previous quarter
Quarter ending December 2017	7,594	
Quarter ending March 2018	7,611	→
Quarter ending June 2018	7,574	→
Quarter ending September 2018	7,524	→
Quarter ending December 2018	7,434	↓
Variance since December 2017	(2.1%)	↓



ACTIVITY

Cumulative percentage of contracted UDA delivered 2018 & 2019



Adjusted Scheduled Activity (UDA)

Month	2018	2019
April	445	389
May	1,871	1,973
June	3,119	3,310
July	5,371	4,750
August	7,245	6,563
September	8,675	7,785
October	10,657	9,587
November	12,789	11,084
December	14,983	12,163
January	16,326	
February	18,339	
March	20,496	
April	21,297	
May	21,315	
June	21,319	

QUALITY

	Quantity	Base Number	Contract	AT	Region	England
% of FP17s for the same patient ID Re-attending within 3 months - Children	77	1,568	4.9%	9.4%	11.6%	11.8%
% of FP17s for the same patient ID Re-attending within 3 months - Adults	632	5,137	12.3%	12.6%	15.1%	15.6%
% of FP17s for the same patient ID Re-attending between 3 & 9 months - Children	840	1,568	53.6%	59.2%	59.9%	58.8%
% of FP17s for the same patient ID Re-attending between 3 & 9 months - Adults	1,877	5,137	36.5%	50.2%	52.0%	51.0%
% of FP17s for Band 1 Urgent Courses	360	6,325	5.7%	7.0%	8.0%	9.0%
% of FP17s Relating to Free Repair or Replacements	60	6,325	0.9%	0.8%	0.8%	0.8%
% of FP17s Relating to Continuations	153	6,325	2.4%	1.0%	0.9%	0.9%
% of Patients satisfied with the dentistry they have received	9	9	N/A	94.4%	93.6%	93.2%
% of Patients satisfied with the time they had to wait for an appointment	9	9	N/A	92.3%	88.6%	88.3%

* This is based on patients treated on this contract for their most recent course of treatment. Figures in italics indicate the base number of FP17s or Patient Questionnaire responses are less than 100. N/A is shown where the base number of responses is less than 10 during the period. % is calculated as Quantity/Base number*100

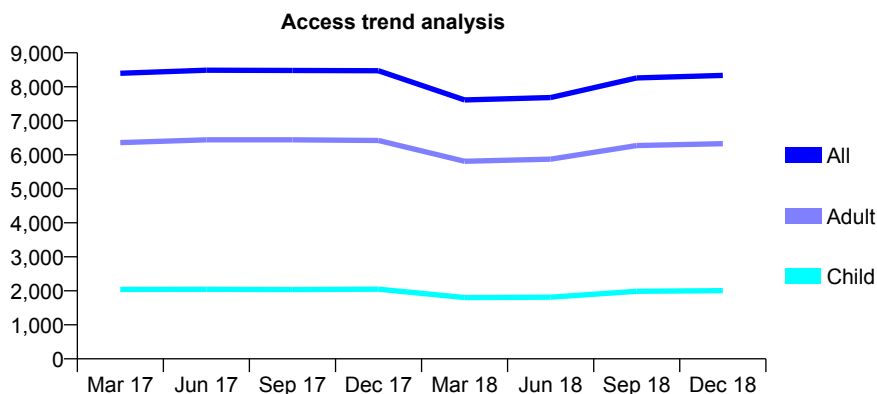
Q53 - Vital Signs At a Glance Contract Report for 152358/0001 - December 2018

Name or company name	Ombersley Road Dental Practice
Contract type name	GDS Contract
Purpose of contract	General
Contract start date	22/03/2011
Contract end date	

18/19 Contracted general activity (UDA)	25,610
Carry forward general activity (UDA)	-375
18/19 Contracted orthodontic activity (UOA)	0
Carry forward orthodontic activity (UOA)	0
Baseline contract value	£653,261.30

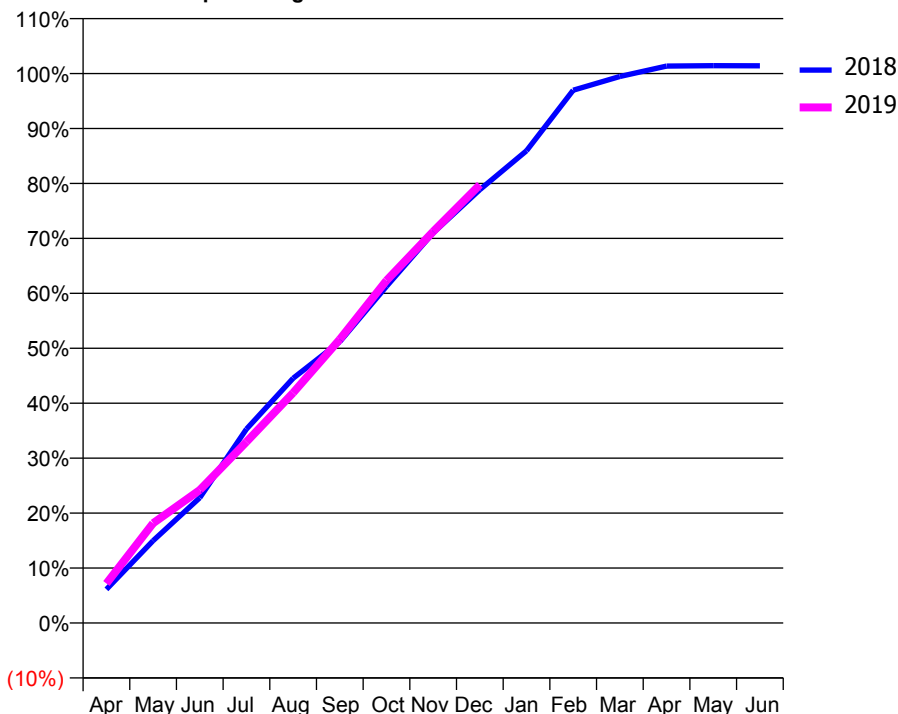
ACCESS*

Patients seen in 24 months	Total	Change since previous quarter
Quarter ending December 2017	8,472	
Quarter ending March 2018	7,613	↓
Quarter ending June 2018	7,683	→
Quarter ending September 2018	8,259	↑
Quarter ending December 2018	8,334	→
Variance since December 2017	(1.6%)	↓



ACTIVITY

Cumulative percentage of contracted UDA delivered 2018 & 2019



Month	Adjusted Scheduled Activity (UDA)	
	2018	2019
April	1,629	1,840
May	3,988	4,653
June	6,064	6,201
July	9,393	8,444
August	11,854	10,727
September	13,622	13,224
October	16,301	15,962
November	18,891	18,243
December	20,985	20,428
January	22,870	
February	25,799	
March	26,468	
April	26,968	
May	26,987	
June	26,985	

QUALITY

	Quantity	Base Number	Contract	AT	Region	England
% of FP17s for the same patient ID Re-attending within 3 months - Children	86	2,114	4.1%	9.4%	11.6%	11.8%
% of FP17s for the same patient ID Re-attending within 3 months - Adults	487	6,516	7.5%	12.6%	15.1%	15.6%
% of FP17s for the same patient ID Re-attending between 3 & 9 months - Children	1,131	2,114	53.5%	59.2%	59.9%	58.8%
% of FP17s for the same patient ID Re-attending between 3 & 9 months - Adults	3,703	6,516	56.8%	50.2%	52.0%	51.0%
% of FP17s for Band 1 Urgent Courses	319	8,489	3.8%	7.0%	8.0%	9.0%
% of FP17s Relating to Free Repair or Replacements	29	8,489	0.3%	0.8%	0.8%	0.8%
% of FP17s Relating to Continuations	9	8,489	0.1%	1.0%	0.9%	0.9%
% of Patients satisfied with the dentistry they have received	8	8	N/A	94.4%	93.6%	93.2%
% of Patients satisfied with the time they had to wait for an appointment	8	8	N/A	92.3%	88.6%	88.3%

* This is based on patients treated on this contract for their most recent course of treatment. Figures in italics indicate the base number of FP17s or Patient Questionnaire responses are less than 100. N/A is shown where the base number of responses is less than 10 during the period. % is calculated as Quantity/Base number*100

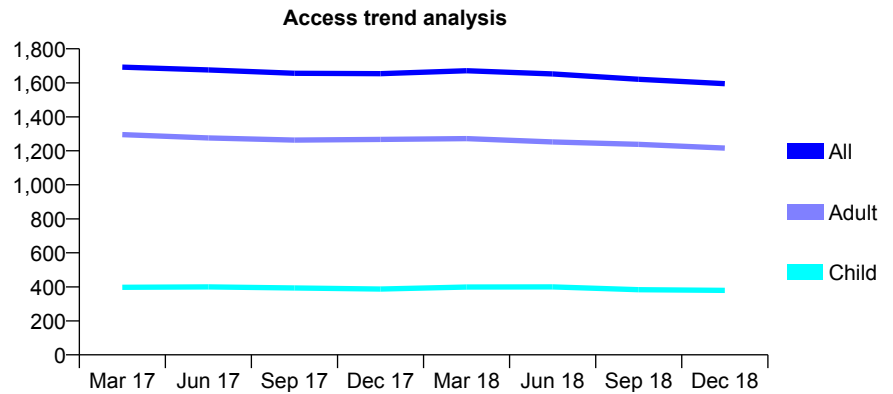
Q53 - Vital Signs At a Glance Contract Report for 152366/0001 - December 2018

Name or company name	Damani Dental Practice.
Contract type name	GDS Contract
Purpose of contract	General
Contract start date	08/12/2010
Contract end date	

18/19 Contracted general activity (UDA)	5,961
Carry forward general activity (UDA)	-20
18/19 Contracted orthodontic activity (UOA)	0
Carry forward orthodontic activity (UOA)	0
Baseline contract value	£155,887.93

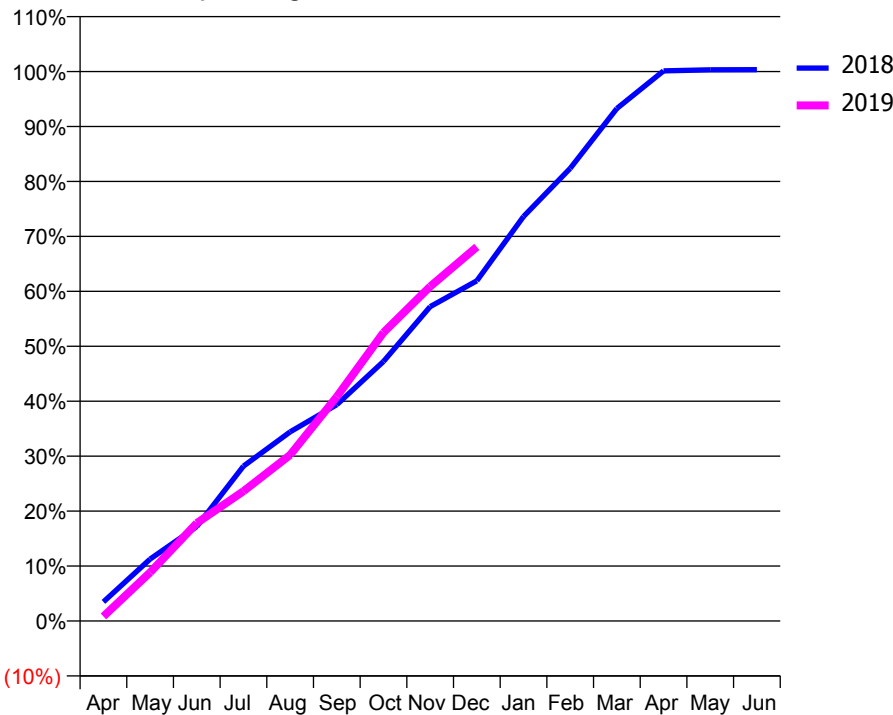
ACCESS*

Patients seen in 24 months	Total	Change since previous quarter
Quarter ending December 2017	1,654	
Quarter ending March 2018	1,671	→
Quarter ending June 2018	1,652	↓
Quarter ending September 2018	1,621	↓
Quarter ending December 2018	1,595	↓
Variance since December 2017	(3.6%)	↓



ACTIVITY

Cumulative percentage of contracted UDA delivered 2018 & 2019



Month	Adjusted Scheduled Activity (UDA)	
	2018	2019
April	208	49
May	671	527
June	1,025	1,063
July	1,680	1,408
August	2,052	1,802
September	2,347	2,433
October	2,816	3,129
November	3,410	3,628
December	3,691	4,058
January	4,389	
February	4,910	
March	5,560	
April	5,968	
May	5,980	
June	5,981	

QUALITY

	Quantity	Base Number	Contract	AT	Region	England
% of FP17s for the same patient ID Re-attending within 3 months - Children	30	476	6.3%	9.4%	11.6%	11.8%
% of FP17s for the same patient ID Re-attending within 3 months - Adults	195	1,467	13.3%	12.6%	15.1%	15.6%
% of FP17s for the same patient ID Re-attending between 3 & 9 months - Children	313	476	65.8%	59.2%	59.9%	58.8%
% of FP17s for the same patient ID Re-attending between 3 & 9 months - Adults	969	1,467	66.1%	50.2%	52.0%	51.0%
% of FP17s for Band 1 Urgent Courses	83	1,798	4.6%	7.0%	8.0%	9.0%
% of FP17s Relating to Free Repair or Replacements	24	1,798	1.3%	0.8%	0.8%	0.8%
% of FP17s Relating to Continuations	35	1,798	1.9%	1.0%	0.9%	0.9%
% of Patients satisfied with the dentistry they have received	1	1	N/A	94.4%	93.6%	93.2%
% of Patients satisfied with the time they had to wait for an appointment	1	1	N/A	92.3%	88.6%	88.3%

* This is based on patients treated on this contract for their most recent course of treatment. Figures in italics indicate the base number of FP17s or Patient Questionnaire responses are less than 100. N/A is shown where the base number of responses is less than 10 during the period. % is calculated as Quantity/Base number*100

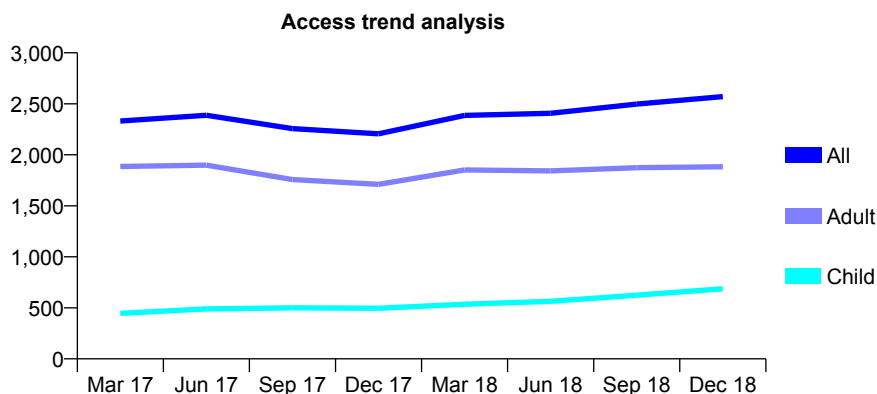
Q53 - Vital Signs At a Glance Contract Report for 152854/0001 - December 2018

Name or company name	Cottage Dental Practice
Contract type name	GDS Contract
Purpose of contract	General
Contract start date	01/07/2015
Contract end date	

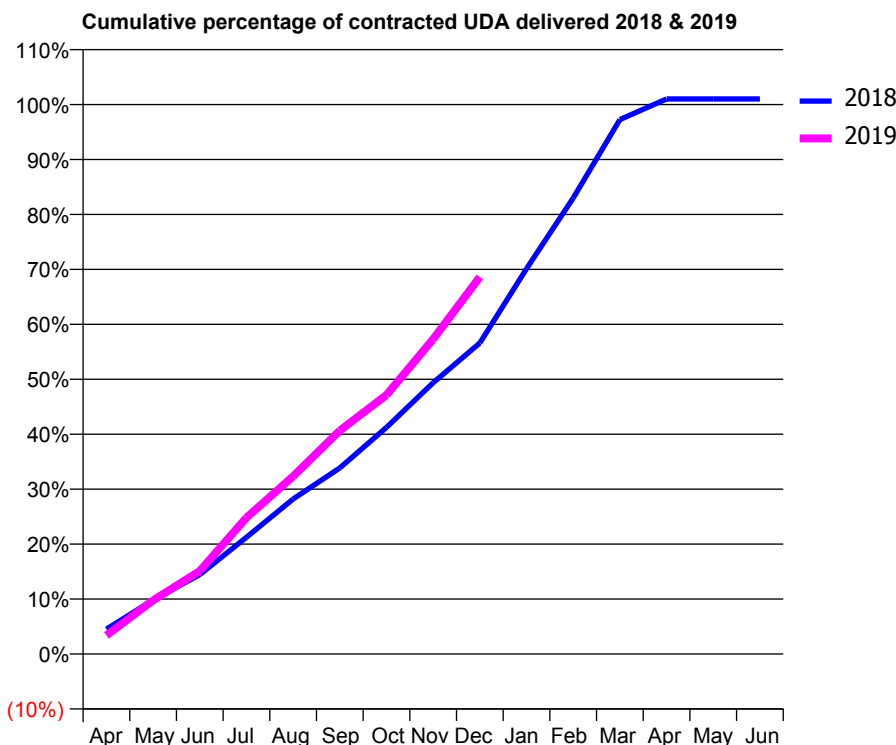
18/19 Contracted general activity (UDA)	6,331
Carry forward general activity (UDA)	-64
18/19 Contracted orthodontic activity (UOA)	0
Carry forward orthodontic activity (UOA)	0
Baseline contract value	£183,054.68

ACCESS*

Patients seen in 24 months	Total	Change since previous quarter
Quarter ending December 2017	2,206	
Quarter ending March 2018	2,386	↑
Quarter ending June 2018	2,407	→
Quarter ending September 2018	2,498	↑
Quarter ending December 2018	2,570	↑
Variance since December 2017	16.5%	↑



ACTIVITY



Month	Adjusted Scheduled Activity (UDA)	
	2018	2019
April	287	214
May	622	618
June	916	956
July	1,345	1,570
August	1,786	2,048
September	2,143	2,573
October	2,611	2,984
November	3,126	3,628
December	3,584	4,344
January	4,440	
February	5,253	
March	6,156	
April	6,396	
May	6,396	
June	6,396	

QUALITY

	Quantity	Base Number	Contract	AT	Region	England
% of FP17s for the same patient ID Re-attending within 3 months - Children	32	757	4.2%	9.4%	11.6%	11.8%
% of FP17s for the same patient ID Re-attending within 3 months - Adults	75	847	8.9%	12.6%	15.1%	15.6%
% of FP17s for the same patient ID Re-attending between 3 & 9 months - Children	417	757	55.1%	59.2%	59.9%	58.8%
% of FP17s for the same patient ID Re-attending between 3 & 9 months - Adults	251	847	29.6%	50.2%	52.0%	51.0%
% of FP17s for Band 1 Urgent Courses	35	1,529	2.3%	7.0%	8.0%	9.0%
% of FP17s Relating to Free Repair or Replacements	4	1,529	0.3%	0.8%	0.8%	0.8%
% of FP17s Relating to Continuations	4	1,529	0.3%	1.0%	0.9%	0.9%
% of Patients satisfied with the dentistry they have received	3	3	N/A	94.4%	93.6%	93.2%
% of Patients satisfied with the time they had to wait for an appointment	3	3	N/A	92.3%	88.6%	88.3%

* This is based on patients treated on this contract for their most recent course of treatment. Figures in italics indicate the base number of FP17s or Patient Questionnaire responses are less than 100. N/A is shown where the base number of responses is less than 10 during the period. % is calculated as Quantity/Base number*100

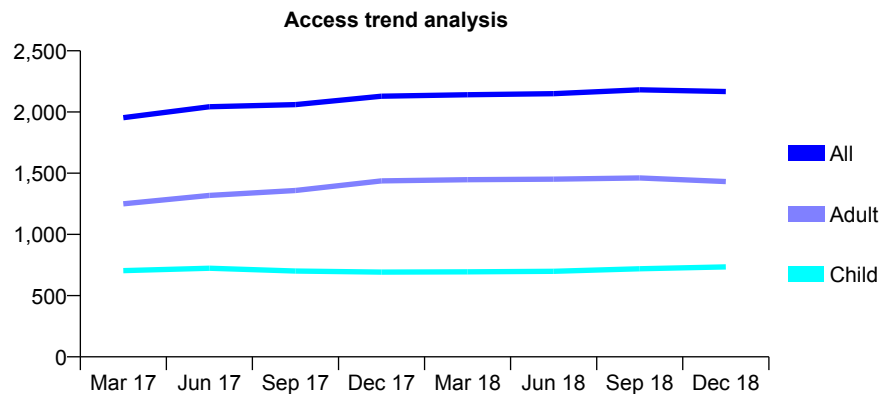
Q53 - Vital Signs At a Glance Contract Report for 153486/0001 - December 2018

Name or company name	Gosford Lodge Dental Surgery
Contract type name	GDS Contract
Purpose of contract	General
Contract start date	21/04/2012
Contract end date	

18/19 Contracted general activity (UDA)	5,515
Carry forward general activity (UDA)	-110
18/19 Contracted orthodontic activity (UOA)	0
Carry forward orthodontic activity (UOA)	0
Baseline contract value	£153,402.43

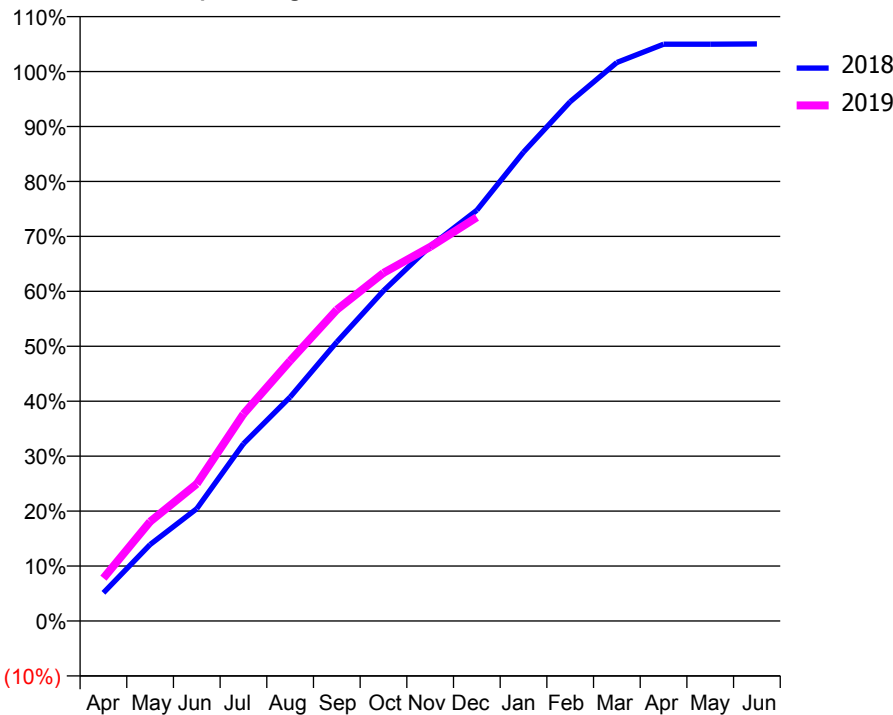
ACCESS*

Patients seen in 24 months	Total	Change since previous quarter
Quarter ending December 2017	2,129	
Quarter ending March 2018	2,141	→
Quarter ending June 2018	2,150	→
Quarter ending September 2018	2,181	→
Quarter ending December 2018	2,167	→
Variance since December 2017	1.8%	→



ACTIVITY

Cumulative percentage of contracted UDA delivered 2018 & 2019



Month	Adjusted Scheduled Activity (UDA)	
	2018	2019
April	283	431
May	767	998
June	1,128	1,377
July	1,780	2,077
August	2,248	2,611
September	2,800	3,124
October	3,314	3,494
November	3,762	3,755
December	4,123	4,052
January	4,706	
February	5,212	
March	5,605	
April	5,788	
May	5,789	
June	5,791	

QUALITY

	Quantity	Base Number	Contract	AT	Region	England
% of FP17s for the same patient ID Re-attending within 3 months - Children	62	687	9.0%	9.4%	11.6%	11.8%
% of FP17s for the same patient ID Re-attending within 3 months - Adults	179	1,139	15.7%	12.6%	15.1%	15.6%
% of FP17s for the same patient ID Re-attending between 3 & 9 months - Children	339	687	49.3%	59.2%	59.9%	58.8%
% of FP17s for the same patient ID Re-attending between 3 & 9 months - Adults	454	1,139	39.9%	50.2%	52.0%	51.0%
% of FP17s for Band 1 Urgent Courses	193	1,758	11.0%	7.0%	8.0%	9.0%
% of FP17s Relating to Free Repair or Replacements	5	1,758	0.3%	0.8%	0.8%	0.8%
% of FP17s Relating to Continuations	3	1,758	0.2%	1.0%	0.9%	0.9%
% of Patients satisfied with the dentistry they have received	0	0	N/A	94.4%	93.6%	93.2%
% of Patients satisfied with the time they had to wait for an appointment	0	0	N/A	92.3%	88.6%	88.3%

* This is based on patients treated on this contract for their most recent course of treatment. Figures in italics indicate the base number of FP17s or Patient Questionnaire responses are less than 100. N/A is shown where the base number of responses is less than 10 during the period. % is calculated as Quantity/Base number*100

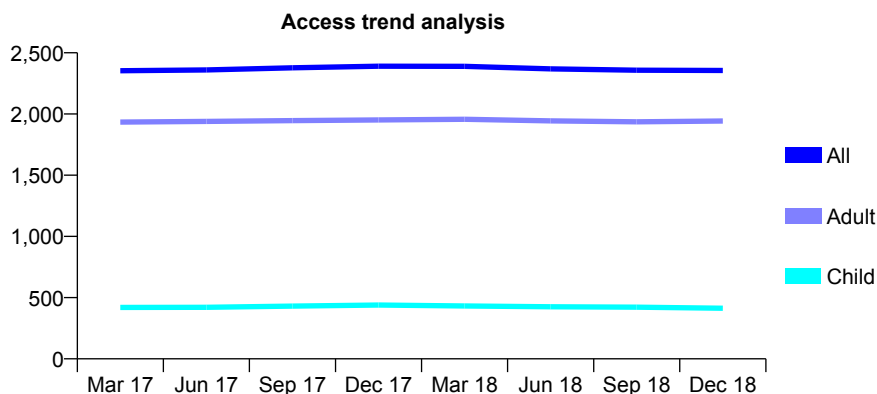
Q53 - Vital Signs At a Glance Contract Report for 158380/0001 - December 2018

Name or company name	Callowbrook Dental Surgery
Contract type name	GDS Contract
Purpose of contract	General
Contract start date	06/12/2010
Contract end date	

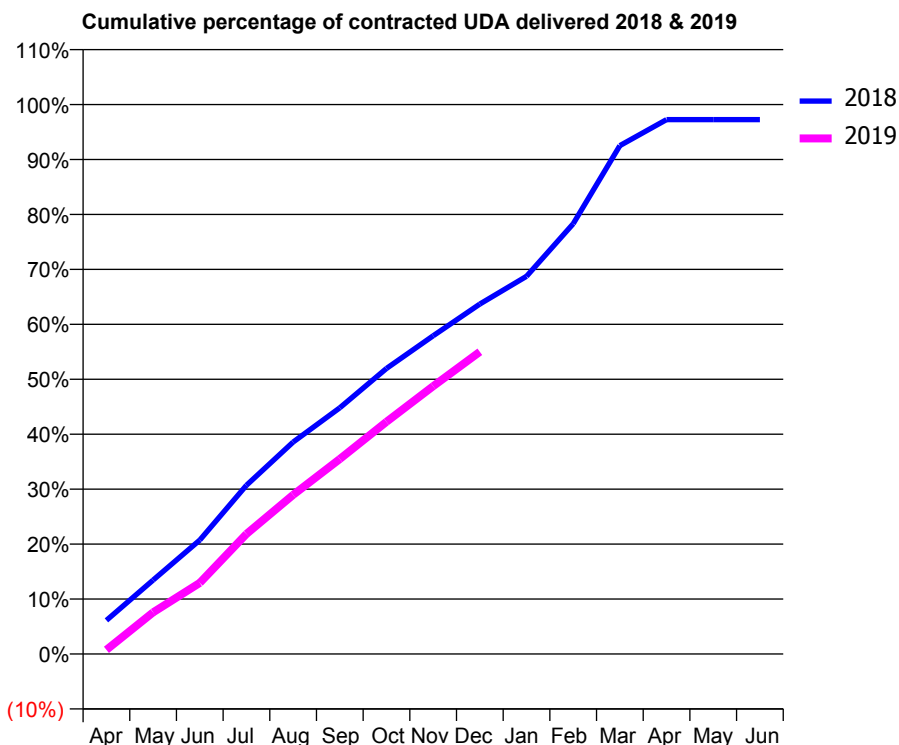
18/19 Contracted general activity (UDA)	7,424
Carry forward general activity (UDA)	203
18/19 Contracted orthodontic activity (UOA)	0
Carry forward orthodontic activity (UOA)	0
Baseline contract value	£175,896.79

ACCESS*

Patients seen in 24 months	Total	Change since previous quarter
Quarter ending December 2017	2,391	
Quarter ending March 2018	2,389	→
Quarter ending June 2018	2,369	→
Quarter ending September 2018	2,358	→
Quarter ending December 2018	2,356	→
Variance since December 2017	(1.5%)	↓



ACTIVITY



Month	Adjusted Scheduled Activity (UDA)	
	2018	2019
April	455	57
May	1,000	562
June	1,540	961
July	2,280	1,622
August	2,864	2,150
September	3,326	2,635
October	3,858	3,138
November	4,300	3,618
December	4,728	4,083
January	5,102	
February	5,812	
March	6,868	
April	7,220	
May	7,220	
June	7,220	

QUALITY

	Quantity	Base Number	Contract	AT	Region	England
% of FP17s for the same patient ID Re-attending within 3 months - Children	41	456	9.0%	9.4%	11.6%	11.8%
% of FP17s for the same patient ID Re-attending within 3 months - Adults	342	2,058	16.6%	12.6%	15.1%	15.6%
% of FP17s for the same patient ID Re-attending between 3 & 9 months - Children	289	456	63.4%	59.2%	59.9%	58.8%
% of FP17s for the same patient ID Re-attending between 3 & 9 months - Adults	1,203	2,058	58.5%	50.2%	52.0%	51.0%
% of FP17s for Band 1 Urgent Courses	142	2,330	6.1%	7.0%	8.0%	9.0%
% of FP17s Relating to Free Repair or Replacements	99	2,330	4.2%	0.8%	0.8%	0.8%
% of FP17s Relating to Continuations	53	2,330	2.3%	1.0%	0.9%	0.9%
% of Patients satisfied with the dentistry they have received	1	1	N/A	94.4%	93.6%	93.2%
% of Patients satisfied with the time they had to wait for an appointment	1	1	N/A	92.3%	88.6%	88.3%

* This is based on patients treated on this contract for their most recent course of treatment. Figures in italics indicate the base number of FP17s or Patient Questionnaire responses are less than 100. N/A is shown where the base number of responses is less than 10 during the period. % is calculated as Quantity/Base number*100

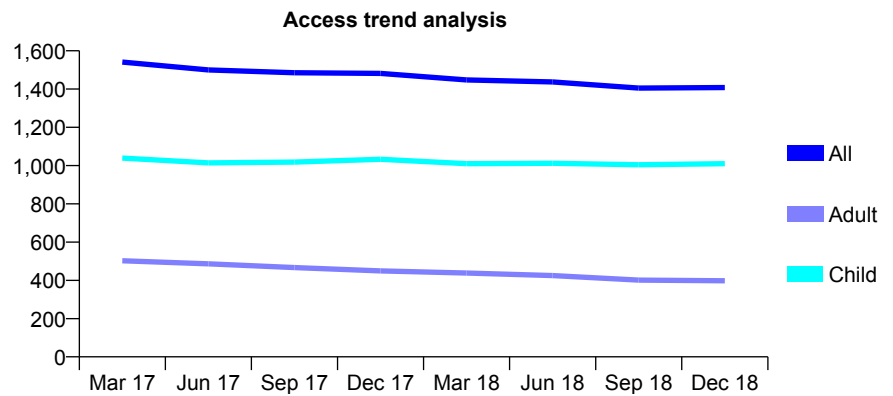
Q53 - Vital Signs At a Glance Contract Report for 159344/0001 - December 2018

Name or company name	Whitehouse Partners and Associates
Contract type name	GDS Contract
Purpose of contract	General
Contract start date	03/03/2011
Contract end date	

18/19 Contracted general activity (UDA)	2,600
Carry forward general activity (UDA)	83
18/19 Contracted orthodontic activity (UOA)	0
Carry forward orthodontic activity (UOA)	0
Baseline contract value	£67,403.83

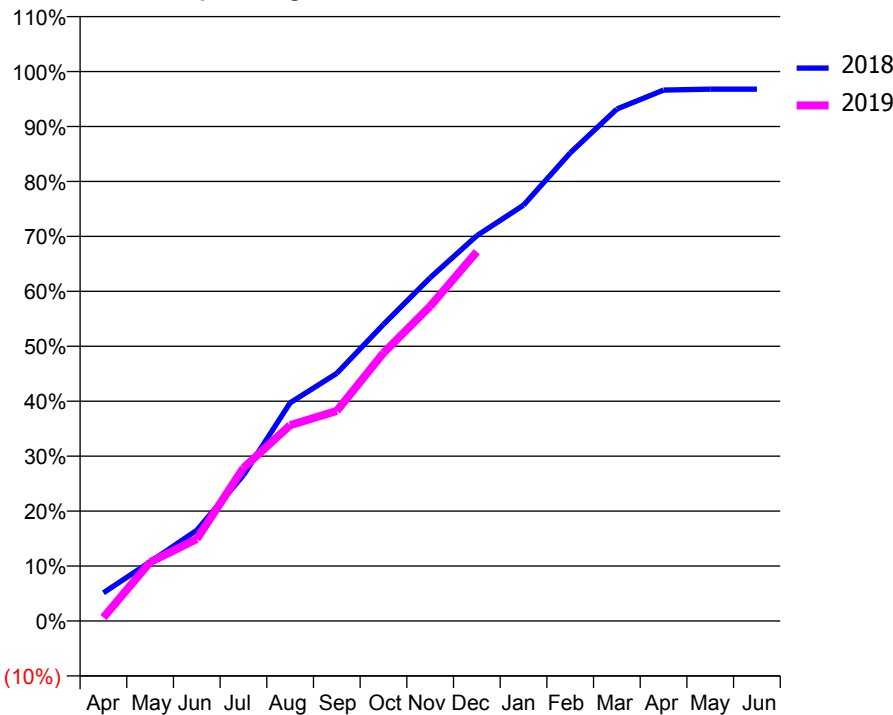
ACCESS*

Patients seen in 24 months	Total	Change since previous quarter
Quarter ending December 2017	1,482	
Quarter ending March 2018	1,448	↓
Quarter ending June 2018	1,437	→
Quarter ending September 2018	1,405	↓
Quarter ending December 2018	1,408	→
Variance since December 2017	(5.0%)	↓



ACTIVITY

Cumulative percentage of contracted UDA delivered 2018 & 2019



Month	Adjusted Scheduled Activity (UDA)	
	2018	2019
April	133	17
May	280	278
June	429	388
July	690	724
August	1,033	927
September	1,172	994
October	1,403	1,268
November	1,624	1,490
December	1,823	1,747
January	1,967	
February	2,215	
March	2,423	
April	2,512	
May	2,517	
June	2,517	

QUALITY

	Quantity	Base Number	Contract	AT	Region	England
% of FP17s for the same patient ID Re-attending within 3 months - Children	52	1,021	5.1%	9.4%	11.6%	11.8%
% of FP17s for the same patient ID Re-attending within 3 months - Adults	24	283	8.5%	12.6%	15.1%	15.6%
% of FP17s for the same patient ID Re-attending between 3 & 9 months - Children	526	1,021	51.5%	59.2%	59.9%	58.8%
% of FP17s for the same patient ID Re-attending between 3 & 9 months - Adults	146	283	51.6%	50.2%	52.0%	51.0%
% of FP17s for Band 1 Urgent Courses	42	1,235	3.4%	7.0%	8.0%	9.0%
% of FP17s Relating to Free Repair or Replacements	0	1,235	0.0%	0.8%	0.8%	0.8%
% of FP17s Relating to Continuations	0	1,235	0.0%	1.0%	0.9%	0.9%
% of Patients satisfied with the dentistry they have received	0	0	N/A	94.4%	93.6%	93.2%
% of Patients satisfied with the time they had to wait for an appointment	0	0	N/A	92.3%	88.6%	88.3%

* This is based on patients treated on this contract for their most recent course of treatment. Figures in italics indicate the base number of FP17s or Patient Questionnaire responses are less than 100. N/A is shown where the base number of responses is less than 10 during the period. % is calculated as Quantity/Base number*100

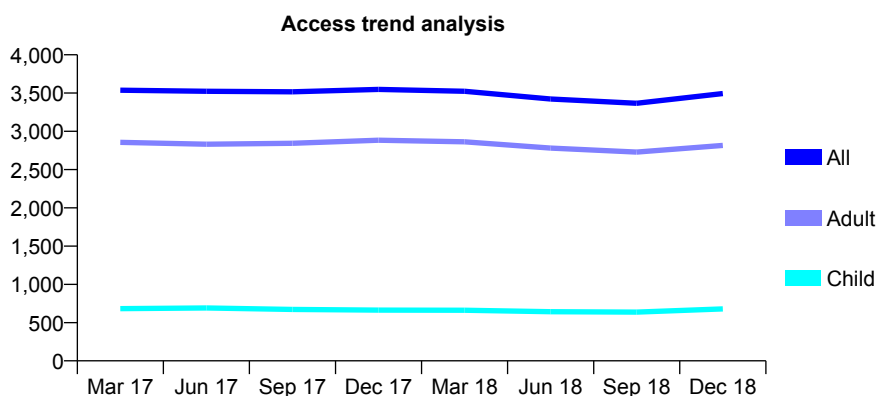
Q53 - Vital Signs At a Glance Contract Report for 161748/0001 - December 2018

Name or company name	The Cottage Dental Surgery
Contract type name	GDS Contract
Purpose of contract	General
Contract start date	04/01/2011
Contract end date	

18/19 Contracted general activity (UDA)	10,195
Carry forward general activity (UDA)	-169
18/19 Contracted orthodontic activity (UOA)	0
Carry forward orthodontic activity (UOA)	0
Baseline contract value	£223,054.21

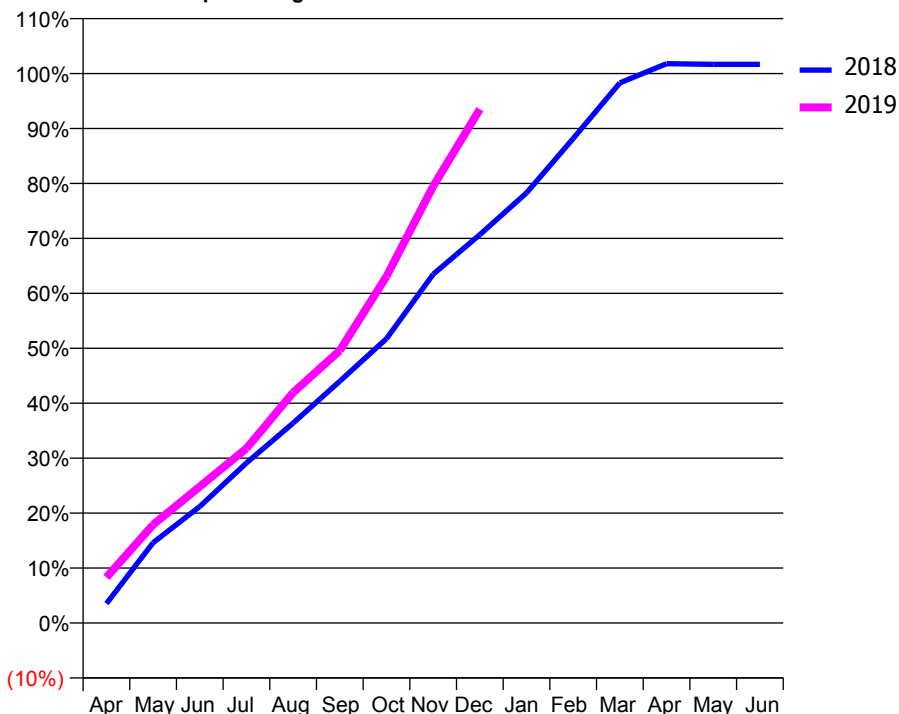
ACCESS*

Patients seen in 24 months	Total	Change since previous quarter
Quarter ending December 2017	3,547	
Quarter ending March 2018	3,524	→
Quarter ending June 2018	3,423	↓
Quarter ending September 2018	3,366	↓
Quarter ending December 2018	3,493	↑
Variance since December 2017	(1.5%)	↓



ACTIVITY

Cumulative percentage of contracted UDA delivered 2018 & 2019



Month	Adjusted Scheduled Activity (UDA)	
	2018	2019
April	360	846
May	1,491	1,824
June	2,161	2,533
July	2,970	3,241
August	3,710	4,277
September	4,485	5,055
October	5,275	6,430
November	6,471	8,105
December	7,205	9,534
January	7,979	
February	8,990	
March	10,022	
April	10,377	
May	10,365	
June	10,365	

QUALITY

	Quantity	Base Number	Contract	AT	Region	England
% of FP17s for the same patient ID Re-attending within 3 months - Children	29	714	4.1%	9.4%	11.6%	11.8%
% of FP17s for the same patient ID Re-attending within 3 months - Adults	329	2,960	11.1%	12.6%	15.1%	15.6%
% of FP17s for the same patient ID Re-attending between 3 & 9 months - Children	396	714	55.5%	59.2%	59.9%	58.8%
% of FP17s for the same patient ID Re-attending between 3 & 9 months - Adults	1,570	2,960	53.0%	50.2%	52.0%	51.0%
% of FP17s for Band 1 Urgent Courses	197	3,488	5.6%	7.0%	8.0%	9.0%
% of FP17s Relating to Free Repair or Replacements	40	3,488	1.1%	0.8%	0.8%	0.8%
% of FP17s Relating to Continuations	13	3,488	0.4%	1.0%	0.9%	0.9%
% of Patients satisfied with the dentistry they have received	4	4	N/A	94.4%	93.6%	93.2%
% of Patients satisfied with the time they had to wait for an appointment	4	4	N/A	92.3%	88.6%	88.3%

* This is based on patients treated on this contract for their most recent course of treatment. Figures in italics indicate the base number of FP17s or Patient Questionnaire responses are less than 100. N/A is shown where the base number of responses is less than 10 during the period. % is calculated as Quantity/Base number*100

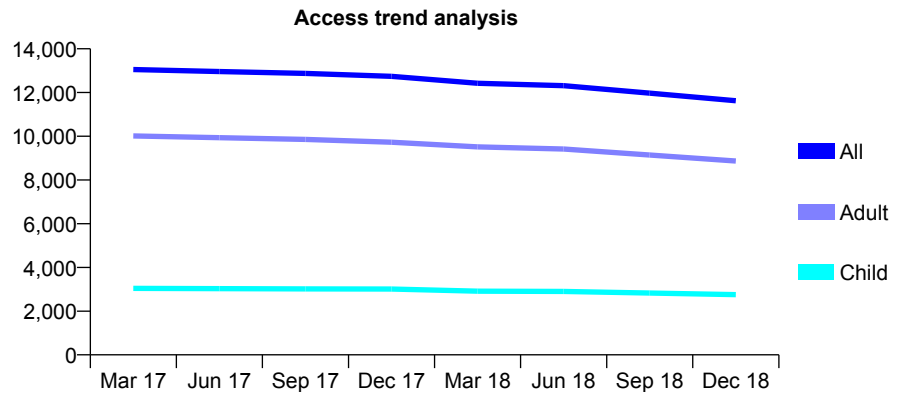
Q53 - Vital Signs At a Glance Contract Report for 164062/0001 - December 2018

Name or company name	Integrated Dental Holdings Limited (IDH 47)
Contract type name	GDS Contract
Purpose of contract	General
Contract start date	18/01/2011
Contract end date	

18/19 Contracted general activity (UDA)	38,500
Carry forward general activity (UDA)	0
18/19 Contracted orthodontic activity (UOA)	0
Carry forward orthodontic activity (UOA)	0
Baseline contract value	£852,013.50

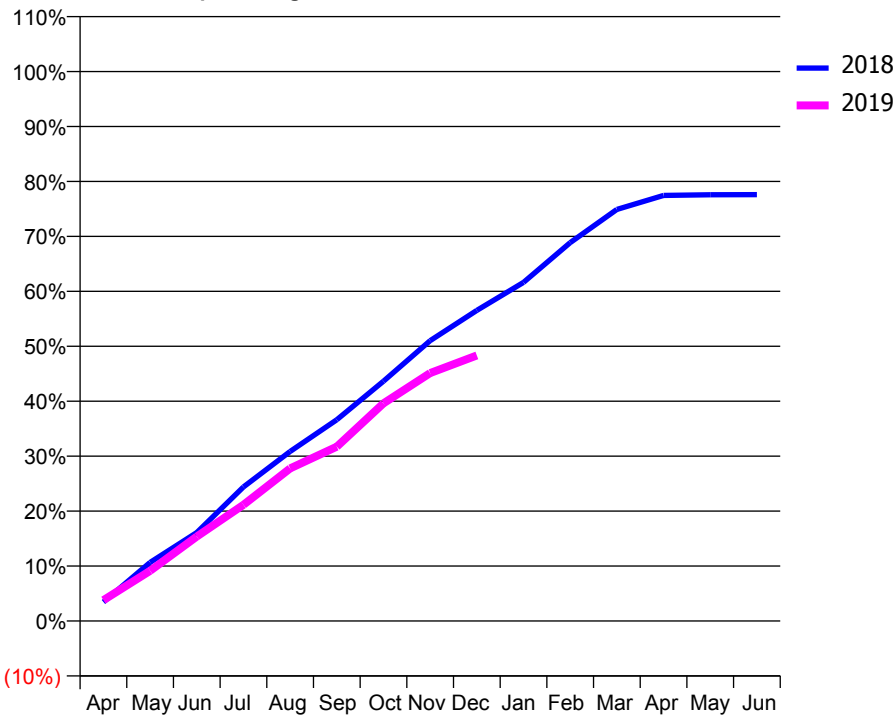
ACCESS*

Patients seen in 24 months	Total	Change since previous quarter
Quarter ending December 2017	12,741	
Quarter ending March 2018	12,426	↓
Quarter ending June 2018	12,311	→
Quarter ending September 2018	11,969	↓
Quarter ending December 2018	11,621	↓
Variance since December 2017	(8.8%)	↓



ACTIVITY

Cumulative percentage of contracted UDA delivered 2018 & 2019



Month	Adjusted Scheduled Activity (UDA)	
	2018	2019
April	1,331	1,461
May	4,106	3,518
June	6,196	5,919
July	9,399	8,143
August	11,882	10,694
September	14,107	12,219
October	16,805	15,253
November	19,646	17,373
December	21,764	18,603
January	23,721	
February	26,512	
March	28,839	
April	29,819	
May	29,868	
June	29,876	

QUALITY

	Quantity	Base Number	Contract	AT	Region	England
% of FP17s for the same patient ID Re-attending within 3 months - Children	153	2,713	5.6%	9.4%	11.6%	11.8%
% of FP17s for the same patient ID Re-attending within 3 months - Adults	965	7,762	12.4%	12.6%	15.1%	15.6%
% of FP17s for the same patient ID Re-attending between 3 & 9 months - Children	1,729	2,713	63.7%	59.2%	59.9%	58.8%
% of FP17s for the same patient ID Re-attending between 3 & 9 months - Adults	3,999	7,762	51.5%	50.2%	52.0%	51.0%
% of FP17s for Band 1 Urgent Courses	760	9,943	7.6%	7.0%	8.0%	9.0%
% of FP17s Relating to Free Repair or Replacements	109	9,943	1.1%	0.8%	0.8%	0.8%
% of FP17s Relating to Continuations	173	9,943	1.7%	1.0%	0.9%	0.9%
% of Patients satisfied with the dentistry they have received	4	5	N/A	94.4%	93.6%	93.2%
% of Patients satisfied with the time they had to wait for an appointment	5	5	N/A	92.3%	88.6%	88.3%

* This is based on patients treated on this contract for their most recent course of treatment. Figures in italics indicate the base number of FP17s or Patient Questionnaire responses are less than 100. N/A is shown where the base number of responses is less than 10 during the period. % is calculated as Quantity/Base number*100

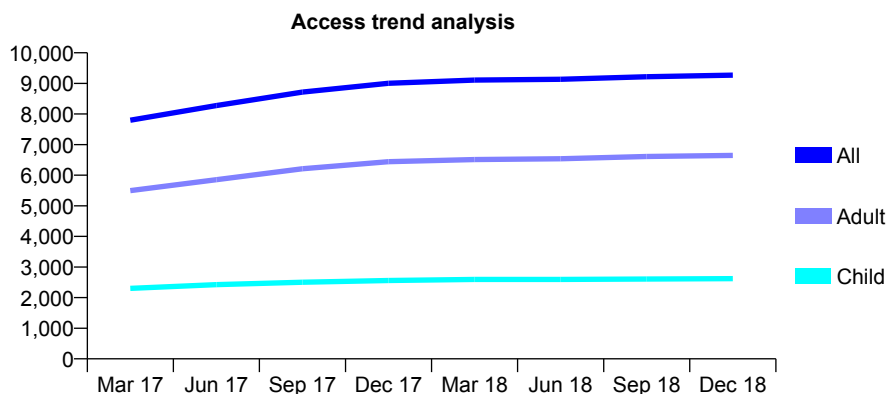
Q53 - Vital Signs At a Glance Contract Report for 165182/0001 - December 2018

Name or company name	Dentist at Redhouse Ltd
Contract type name	GDS Contract
Purpose of contract	General
Contract start date	01/02/2016
Contract end date	

18/19 Contracted general activity (UDA)	21,849
Carry forward general activity (UDA)	-404
18/19 Contracted orthodontic activity (UOA)	0
Carry forward orthodontic activity (UOA)	0
Baseline contract value	£720,533.42

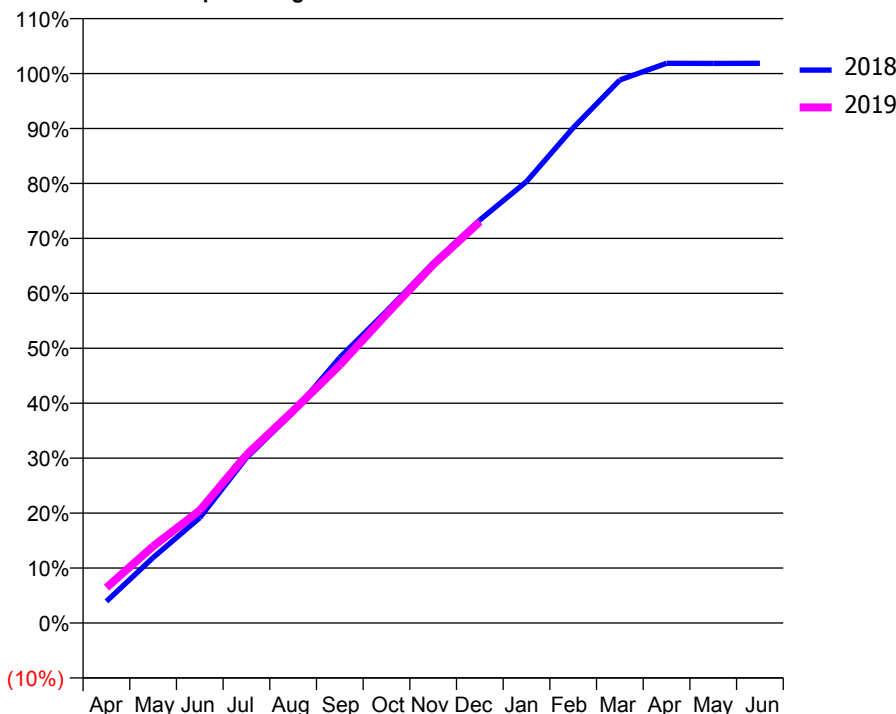
ACCESS*

Patients seen in 24 months	Total	Change since previous quarter
Quarter ending December 2017	9,005	
Quarter ending March 2018	9,108	→
Quarter ending June 2018	9,135	→
Quarter ending September 2018	9,220	→
Quarter ending December 2018	9,271	→
Variance since December 2017	3.0%	↑



ACTIVITY

Cumulative percentage of contracted UDA delivered 2018 & 2019



Month	Adjusted Scheduled Activity (UDA)	
	2018	2019
April	859	1,406
May	2,599	3,053
June	4,183	4,478
July	6,570	6,691
August	8,379	8,436
September	10,553	10,255
October	12,400	12,276
November	14,315	14,243
December	16,025	15,959
January	17,552	
February	19,690	
March	21,594	
April	22,256	
May	22,251	
June	22,253	

QUALITY

	Quantity	Base Number	Contract	AT	Region	England
% of FP17s for the same patient ID Re-attending within 3 months - Children	148	3,014	4.9%	9.4%	11.6%	11.8%
% of FP17s for the same patient ID Re-attending within 3 months - Adults	552	5,882	9.4%	12.6%	15.1%	15.6%
% of FP17s for the same patient ID Re-attending between 3 & 9 months - Children	2,026	3,014	67.2%	59.2%	59.9%	58.8%
% of FP17s for the same patient ID Re-attending between 3 & 9 months - Adults	2,499	5,882	42.5%	50.2%	52.0%	51.0%
% of FP17s for Band 1 Urgent Courses	340	7,568	4.5%	7.0%	8.0%	9.0%
% of FP17s Relating to Free Repair or Replacements	73	7,568	1.0%	0.8%	0.8%	0.8%
% of FP17s Relating to Continuations	32	7,568	0.4%	1.0%	0.9%	0.9%
% of Patients satisfied with the dentistry they have received	3	3	N/A	94.4%	93.6%	93.2%
% of Patients satisfied with the time they had to wait for an appointment	3	3	N/A	92.3%	88.6%	88.3%

* This is based on patients treated on this contract for their most recent course of treatment. Figures in italics indicate the base number of FP17s or Patient Questionnaire responses are less than 100. N/A is shown where the base number of responses is less than 10 during the period. % is calculated as Quantity/Base number*100

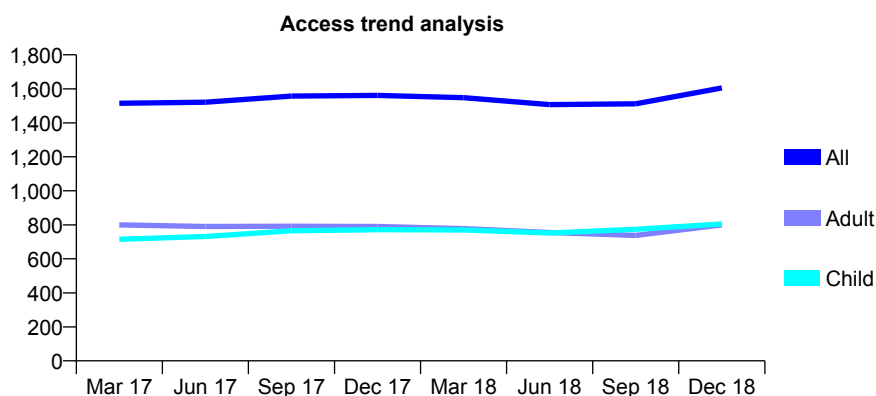
Q53 - Vital Signs At a Glance Contract Report for 166170/0001 - December 2018

Name or company name	Rubery Dental Surgery Limited
Contract type name	GDS Contract
Purpose of contract	General
Contract start date	01/11/2007
Contract end date	

18/19 Contracted general activity (UDA)	7,372
Carry forward general activity (UDA)	-147
18/19 Contracted orthodontic activity (UOA)	0
Carry forward orthodontic activity (UOA)	0
Baseline contract value	£179,428.65

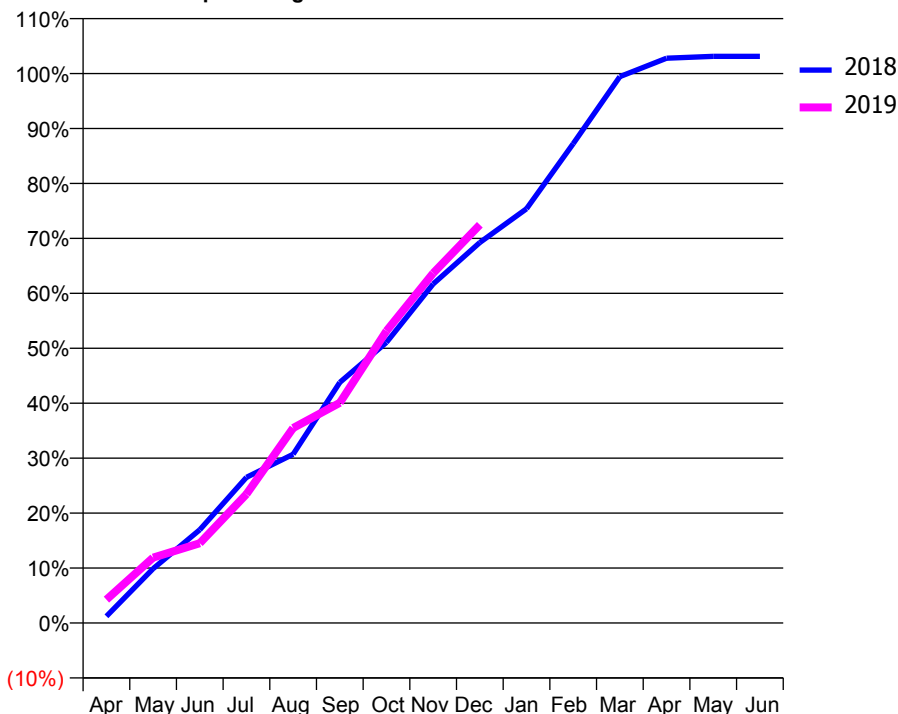
ACCESS*

Patients seen in 24 months	Total	Change since previous quarter
Quarter ending December 2017	1,561	
Quarter ending March 2018	1,548	→
Quarter ending June 2018	1,507	↓
Quarter ending September 2018	1,512	→
Quarter ending December 2018	1,605	↑
Variance since December 2017	2.8%	↑



ACTIVITY

Cumulative percentage of contracted UDA delivered 2018 & 2019



Month	Adjusted Scheduled Activity (UDA)	
	2018	2019
April	91	314
May	728	877
June	1,252	1,071
July	1,954	1,730
August	2,264	2,616
September	3,228	2,954
October	3,764	3,919
November	4,549	4,693
December	5,106	5,344
January	5,557	
February	6,431	
March	7,329	
April	7,578	
May	7,603	
June	7,603	

QUALITY

	Quantity	Base Number	Contract	AT	Region	England
% of FP17s for the same patient ID Re-attending within 3 months - Children	32	958	3.3%	9.4%	11.6%	11.8%
% of FP17s for the same patient ID Re-attending within 3 months - Adults	40	946	4.2%	12.6%	15.1%	15.6%
% of FP17s for the same patient ID Re-attending between 3 & 9 months - Children	613	958	64.0%	59.2%	59.9%	58.8%
% of FP17s for the same patient ID Re-attending between 3 & 9 months - Adults	638	946	67.4%	50.2%	52.0%	51.0%
% of FP17s for Band 1 Urgent Courses	68	1,808	3.8%	7.0%	8.0%	9.0%
% of FP17s Relating to Free Repair or Replacements	1	1,808	0.1%	0.8%	0.8%	0.8%
% of FP17s Relating to Continuations	0	1,808	0.0%	1.0%	0.9%	0.9%
% of Patients satisfied with the dentistry they have received	1	2	N/A	94.4%	93.6%	93.2%
% of Patients satisfied with the time they had to wait for an appointment	2	2	N/A	92.3%	88.6%	88.3%

* This is based on patients treated on this contract for their most recent course of treatment. Figures in italics indicate the base number of FP17s or Patient Questionnaire responses are less than 100. N/A is shown where the base number of responses is less than 10 during the period. % is calculated as Quantity/Base number*100

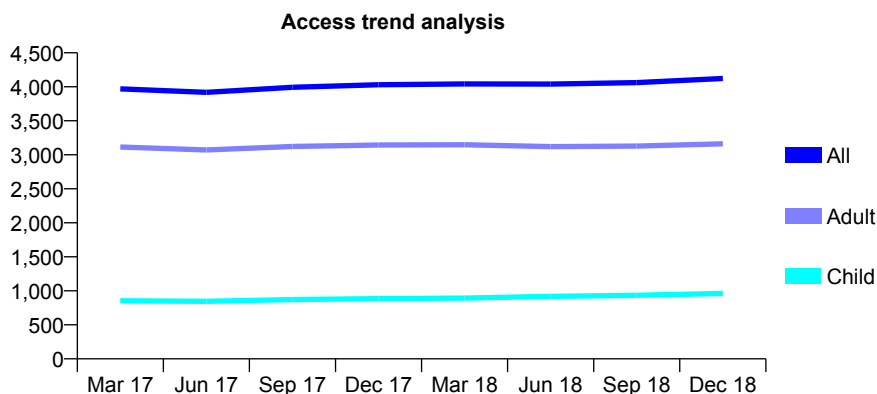
Q53 - Vital Signs At a Glance Contract Report for 167444/0001 - December 2018

Name or company name	Eachway Dental Practice
Contract type name	GDS Contract
Purpose of contract	General
Contract start date	01/04/2012
Contract end date	

18/19 Contracted general activity (UDA)	9,534
Carry forward general activity (UDA)	0
18/19 Contracted orthodontic activity (UOA)	0
Carry forward orthodontic activity (UOA)	0
Baseline contract value	£223,105.17

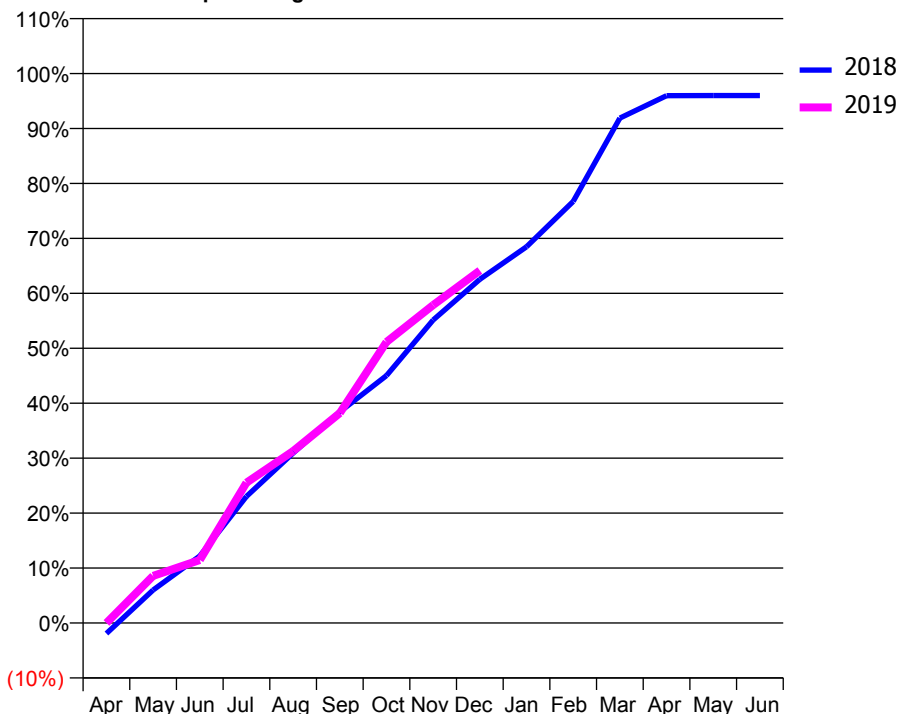
ACCESS*

Patients seen in 24 months	Total	Change since previous quarter
Quarter ending December 2017	4,030	
Quarter ending March 2018	4,043	→
Quarter ending June 2018	4,040	→
Quarter ending September 2018	4,062	→
Quarter ending December 2018	4,123	→
Variance since December 2017	2.3%	↑



ACTIVITY

Cumulative percentage of contracted UDA delivered 2018 & 2019



Month	Adjusted Scheduled Activity (UDA)	
	2018	2019
April	-184	0
May	572	819
June	1,163	1,092
July	2,196	2,435
August	2,948	2,984
September	3,664	3,642
October	4,293	4,875
November	5,257	5,517
December	5,963	6,116
January	6,527	
February	7,315	
March	8,760	
April	9,149	
May	9,151	
June	9,151	

QUALITY

	Quantity	Base Number	Contract	AT	Region	England
% of FP17s for the same patient ID Re-attending within 3 months - Children	23	951	2.4%	9.4%	11.6%	11.8%
% of FP17s for the same patient ID Re-attending within 3 months - Adults	274	3,104	8.8%	12.6%	15.1%	15.6%
% of FP17s for the same patient ID Re-attending between 3 & 9 months - Children	584	951	61.4%	59.2%	59.9%	58.8%
% of FP17s for the same patient ID Re-attending between 3 & 9 months - Adults	1,812	3,104	58.4%	50.2%	52.0%	51.0%
% of FP17s for Band 1 Urgent Courses	207	3,870	5.3%	7.0%	8.0%	9.0%
% of FP17s Relating to Free Repair or Replacements	17	3,870	0.4%	0.8%	0.8%	0.8%
% of FP17s Relating to Continuations	6	3,870	0.2%	1.0%	0.9%	0.9%
% of Patients satisfied with the dentistry they have received	1	1	N/A	94.4%	93.6%	93.2%
% of Patients satisfied with the time they had to wait for an appointment	1	1	N/A	92.3%	88.6%	88.3%

* This is based on patients treated on this contract for their most recent course of treatment. Figures in italics indicate the base number of FP17s or Patient Questionnaire responses are less than 100. N/A is shown where the base number of responses is less than 10 during the period. % is calculated as Quantity/Base number*100

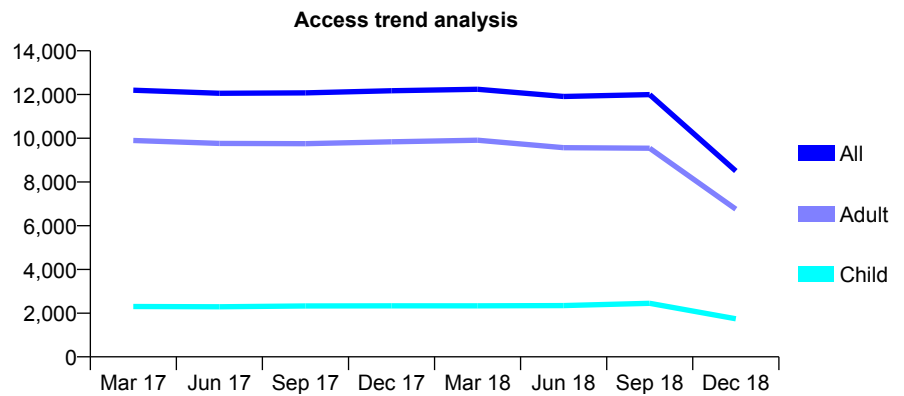
Q53 - Vital Signs At a Glance Contract Report for 167797/0002 - December 2018

Name or company name	Grafton House Dental Practice
Contract type name	PDS Plus Contract
Purpose of contract	General
Contract start date	01/04/2011
Contract end date	30/09/2018

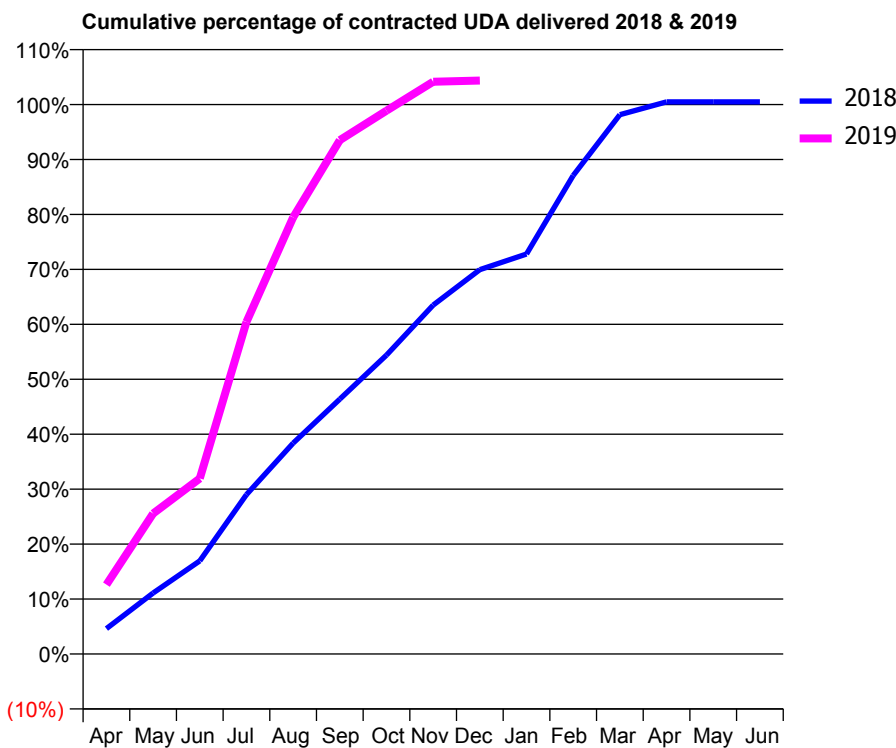
18/19 Contracted general activity (UDA)	16,042
Carry forward general activity (UDA)	-153
18/19 Contracted orthodontic activity (UOA)	0
Carry forward orthodontic activity (UOA)	0
Baseline contract value	£338,910.28

ACCESS*

Patients seen in 24 months	Total	Change since previous quarter
Quarter ending December 2017	12,170	
Quarter ending March 2018	12,242	→
Quarter ending June 2018	11,912	↓
Quarter ending September 2018	11,994	→
Quarter ending December 2018	8,498	↓
Variance since December 2017	(30.2%)	↓



ACTIVITY



Month	Adjusted Scheduled Activity (UDA)	
	2018	2019
April	1,480	2,028
May	3,562	4,102
June	5,439	5,127
July	9,307	9,696
August	12,312	12,749
September	14,881	15,002
October	17,450	15,862
November	20,369	16,707
December	22,444	16,741
January	23,351	
February	27,941	
March	31,489	
April	32,237	
May	32,237	
June	32,237	

QUALITY

	Quantity	Base Number	Contract	AT	Region	England
% of FP17s for the same patient ID Re-attending within 3 months - Children	88	1,975	4.5%	9.4%	11.6%	11.8%
% of FP17s for the same patient ID Re-attending within 3 months - Adults	508	7,034	7.2%	12.6%	15.1%	15.6%
% of FP17s for the same patient ID Re-attending between 3 & 9 months - Children	1,218	1,975	61.7%	59.2%	59.9%	58.8%
% of FP17s for the same patient ID Re-attending between 3 & 9 months - Adults	4,665	7,034	66.3%	50.2%	52.0%	51.0%
% of FP17s for Band 1 Urgent Courses	315	8,671	3.6%	7.0%	8.0%	9.0%
% of FP17s Relating to Free Repair or Replacements	27	8,671	0.3%	0.8%	0.8%	0.8%
% of FP17s Relating to Continuations	51	8,671	0.6%	1.0%	0.9%	0.9%
% of Patients satisfied with the dentistry they have received	2	2	N/A	94.4%	93.6%	93.2%
% of Patients satisfied with the time they had to wait for an appointment	2	2	N/A	92.3%	88.6%	88.3%

* This is based on patients treated on this contract for their most recent course of treatment. Figures in italics indicate the base number of FP17s or Patient Questionnaire responses are less than 100. N/A is shown where the base number of responses is less than 10 during the period. % is calculated as Quantity/Base number*100

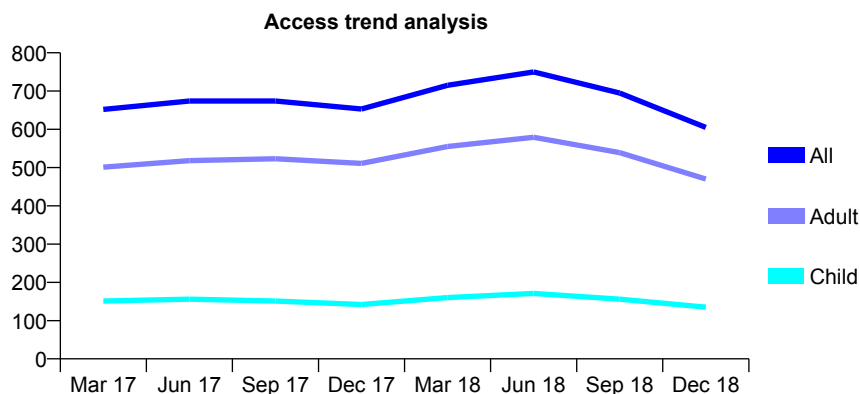
Q53 - Vital Signs At a Glance Contract Report for 169536/0001 - December 2018

Name or company name	Mrs Tait and Mr Parsons
Contract type name	GDS Contract
Purpose of contract	General
Contract start date	01/11/2012
Contract end date	

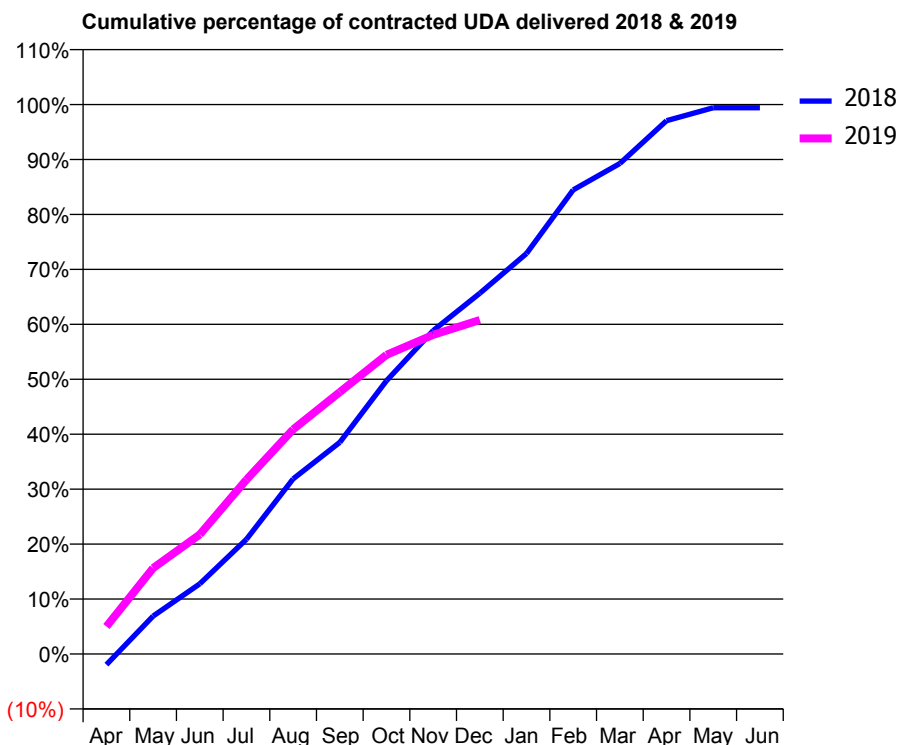
18/19 Contracted general activity (UDA)	1,878
Carry forward general activity (UDA)	11
18/19 Contracted orthodontic activity (UOA)	0
Carry forward orthodontic activity (UOA)	0
Baseline contract value	£47,736.67

ACCESS*

Patients seen in 24 months	Total	Change since previous quarter
Quarter ending December 2017	653	
Quarter ending March 2018	715	↑
Quarter ending June 2018	750	↑
Quarter ending September 2018	695	↓
Quarter ending December 2018	605	↓
Variance since December 2017	(7.4%)	↓



ACTIVITY



Month	Adjusted Scheduled Activity (UDA)	
	2018	2019
April	-37	94
May	130	294
June	240	409
July	392	596
August	599	768
September	724	895
October	934	1,022
November	1,106	1,091
December	1,233	1,142
January	1,369	
February	1,586	
March	1,676	
April	1,823	
May	1,867	
June	1,867	

QUALITY

	Quantity	Base Number	Contract	AT	Region	England
% of FP17s for the same patient ID Re-attending within 3 months - Children	5	159	3.1%	9.4%	11.6%	11.8%
% of FP17s for the same patient ID Re-attending within 3 months - Adults	50	583	8.6%	12.6%	15.1%	15.6%
% of FP17s for the same patient ID Re-attending between 3 & 9 months - Children	85	159	53.5%	59.2%	59.9%	58.8%
% of FP17s for the same patient ID Re-attending between 3 & 9 months - Adults	281	583	48.2%	50.2%	52.0%	51.0%
% of FP17s for Band 1 Urgent Courses	58	649	8.9%	7.0%	8.0%	9.0%
% of FP17s Relating to Free Repair or Replacements	8	649	1.2%	0.8%	0.8%	0.8%
% of FP17s Relating to Continuations	8	649	1.2%	1.0%	0.9%	0.9%
% of Patients satisfied with the dentistry they have received	0	0	N/A	94.4%	93.6%	93.2%
% of Patients satisfied with the time they had to wait for an appointment	0	0	N/A	92.3%	88.6%	88.3%

* This is based on patients treated on this contract for their most recent course of treatment. Figures in italics indicate the base number of FP17s or Patient Questionnaire responses are less than 100. N/A is shown where the base number of responses is less than 10 during the period. % is calculated as Quantity/Base number*100

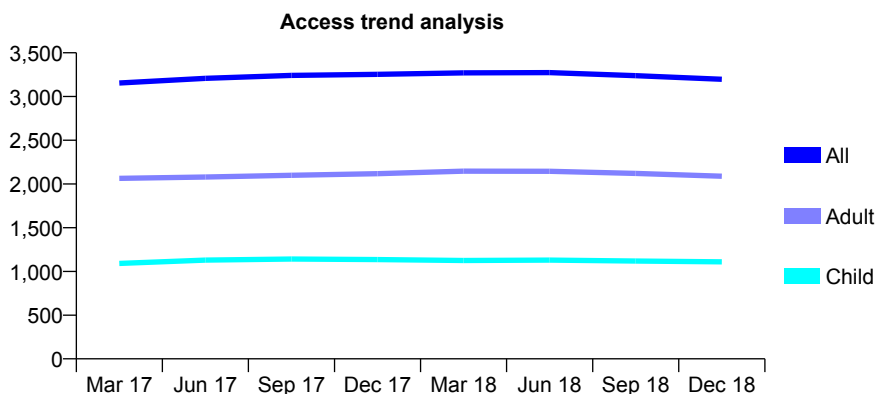
Q53 - Vital Signs At a Glance Contract Report for 169994/0002 - December 2018

Name or company name	Abbotsbury Court Practice Limited
Contract type name	GDS Contract
Purpose of contract	General
Contract start date	02/09/2012
Contract end date	

18/19 Contracted general activity (UDA)	6,527
Carry forward general activity (UDA)	23
18/19 Contracted orthodontic activity (UOA)	0
Carry forward orthodontic activity (UOA)	0
Baseline contract value	£172,512.88

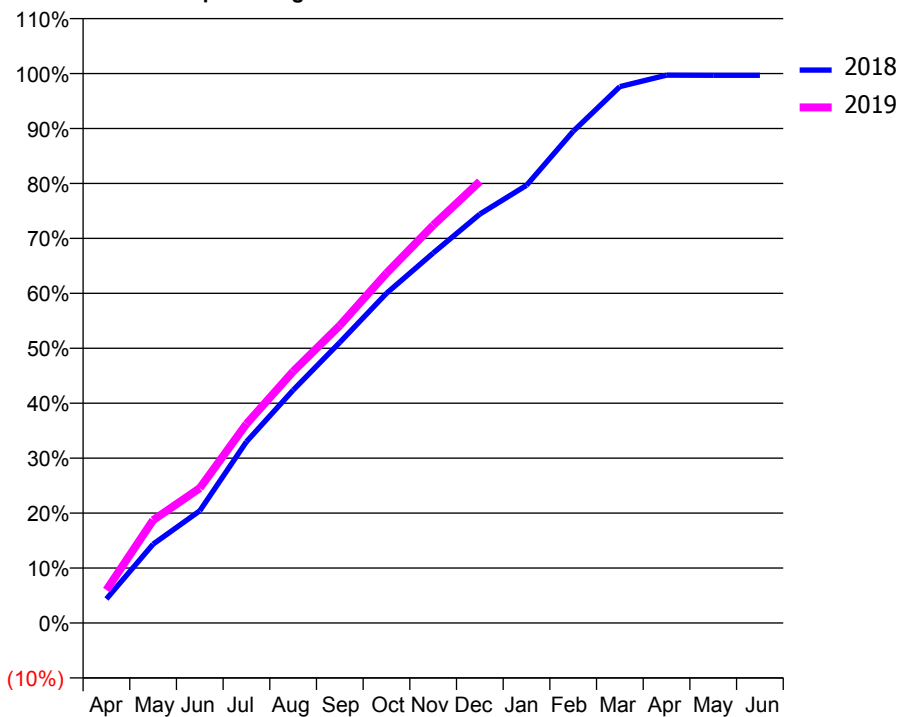
ACCESS*

Patients seen in 24 months	Total	Change since previous quarter
Quarter ending December 2017	3,254	
Quarter ending March 2018	3,271	→
Quarter ending June 2018	3,274	→
Quarter ending September 2018	3,238	↓
Quarter ending December 2018	3,198	↓
Variance since December 2017	(1.7%)	↓



ACTIVITY

Cumulative percentage of contracted UDA delivered 2018 & 2019



Month	Adjusted Scheduled Activity (UDA)	
	2018	2019
April	319	392
May	1,045	1,222
June	1,487	1,603
July	2,400	2,365
August	3,084	2,988
September	3,716	3,534
October	4,367	4,155
November	4,899	4,724
December	5,415	5,244
January	5,797	
February	6,512	
March	7,104	
April	7,256	
May	7,254	
June	7,254	

QUALITY

	Quantity	Base Number	Contract	AT	Region	England
% of FP17s for the same patient ID Re-attending within 3 months - Children	102	1,308	7.8%	9.4%	11.6%	11.8%
% of FP17s for the same patient ID Re-attending within 3 months - Adults	336	2,059	16.3%	12.6%	15.1%	15.6%
% of FP17s for the same patient ID Re-attending between 3 & 9 months - Children	746	1,308	57.0%	59.2%	59.9%	58.8%
% of FP17s for the same patient ID Re-attending between 3 & 9 months - Adults	906	2,059	44.0%	50.2%	52.0%	51.0%
% of FP17s for Band 1 Urgent Courses	222	3,269	6.8%	7.0%	8.0%	9.0%
% of FP17s Relating to Free Repair or Replacements	38	3,269	1.2%	0.8%	0.8%	0.8%
% of FP17s Relating to Continuations	17	3,269	0.5%	1.0%	0.9%	0.9%
% of Patients satisfied with the dentistry they have received	2	2	N/A	94.4%	93.6%	93.2%
% of Patients satisfied with the time they had to wait for an appointment	2	2	N/A	92.3%	88.6%	88.3%

* This is based on patients treated on this contract for their most recent course of treatment. Figures in italics indicate the base number of FP17s or Patient Questionnaire responses are less than 100. N/A is shown where the base number of responses is less than 10 during the period. % is calculated as Quantity/Base number*100

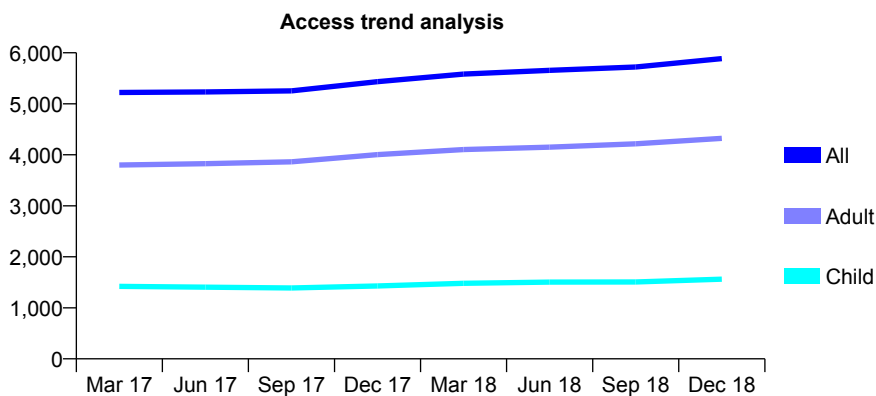
Q53 - Vital Signs At a Glance Contract Report for 174009/0001 - December 2018

Name or company name	Droitwich Spa Dental Practice
Contract type name	GDS Contract
Purpose of contract	General
Contract start date	01/03/2012
Contract end date	

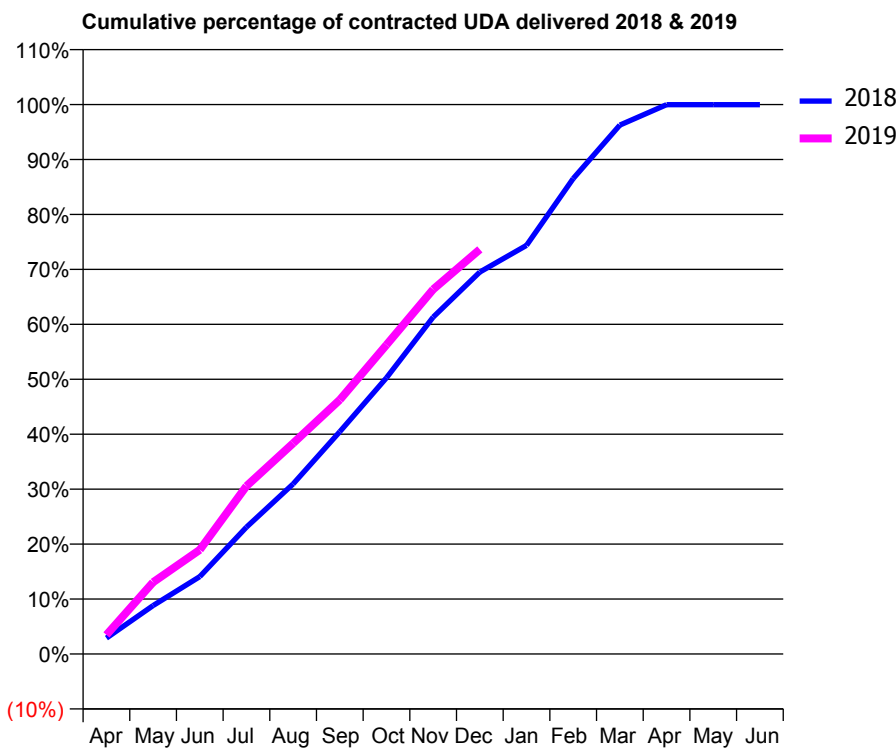
18/19 Contracted general activity (UDA)	17,772
Carry forward general activity (UDA)	6
18/19 Contracted orthodontic activity (UOA)	0
Carry forward orthodontic activity (UOA)	0
Baseline contract value	£509,906.67

ACCESS*

Patients seen in 24 months	Total	Change since previous quarter
Quarter ending December 2017	5,434	
Quarter ending March 2018	5,582	↑
Quarter ending June 2018	5,655	→
Quarter ending September 2018	5,722	→
Quarter ending December 2018	5,885	↑
Variance since December 2017	8.3%	↑



ACTIVITY



Month	Adjusted Scheduled Activity (UDA)	
	2018	2019
April	516	618
May	1,567	2,323
June	2,505	3,371
July	4,102	5,431
August	5,500	6,817
September	7,191	8,224
October	8,934	10,000
November	10,897	11,795
December	12,356	13,088
January	13,218	
February	15,375	
March	17,107	
April	17,765	
May	17,766	
June	17,766	

QUALITY

	Quantity	Base Number	Contract	AT	Region	England
% of FP17s for the same patient ID Re-attending within 3 months - Children	109	1,729	6.3%	9.4%	11.6%	11.8%
% of FP17s for the same patient ID Re-attending within 3 months - Adults	686	4,832	14.2%	12.6%	15.1%	15.6%
% of FP17s for the same patient ID Re-attending between 3 & 9 months - Children	1,069	1,729	61.8%	59.2%	59.9%	58.8%
% of FP17s for the same patient ID Re-attending between 3 & 9 months - Adults	2,833	4,832	58.6%	50.2%	52.0%	51.0%
% of FP17s for Band 1 Urgent Courses	444	5,688	7.8%	7.0%	8.0%	9.0%
% of FP17s Relating to Free Repair or Replacements	72	5,688	1.3%	0.8%	0.8%	0.8%
% of FP17s Relating to Continuations	62	5,688	1.1%	1.0%	0.9%	0.9%
% of Patients satisfied with the dentistry they have received	3	3	N/A	94.4%	93.6%	93.2%
% of Patients satisfied with the time they had to wait for an appointment	3	3	N/A	92.3%	88.6%	88.3%

* This is based on patients treated on this contract for their most recent course of treatment. Figures in italics indicate the base number of FP17s or Patient Questionnaire responses are less than 100. N/A is shown where the base number of responses is less than 10 during the period. % is calculated as Quantity/Base number*100

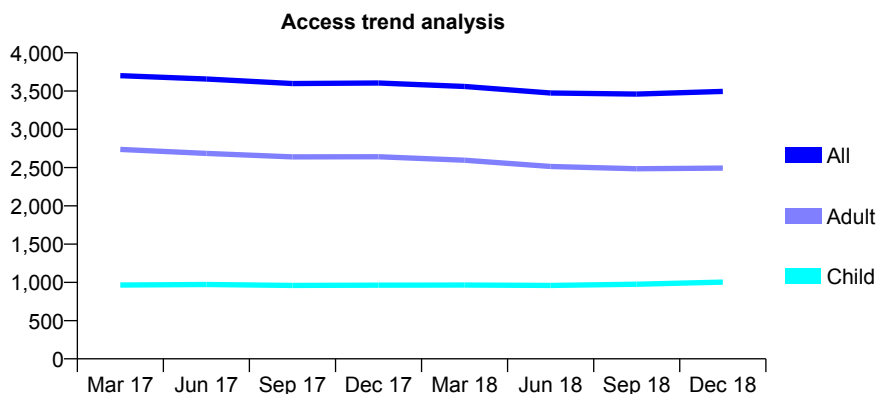
Q53 - Vital Signs At a Glance Contract Report for 174203/0001 - December 2018

Name or company name	Brighton Villa Dental Practice
Contract type name	GDS Contract
Purpose of contract	General
Contract start date	01/04/2006
Contract end date	

18/19 Contracted general activity (UDA)	10,754
Carry forward general activity (UDA)	500
18/19 Contracted orthodontic activity (UOA)	0
Carry forward orthodontic activity (UOA)	0
Baseline contract value	£268,945.53

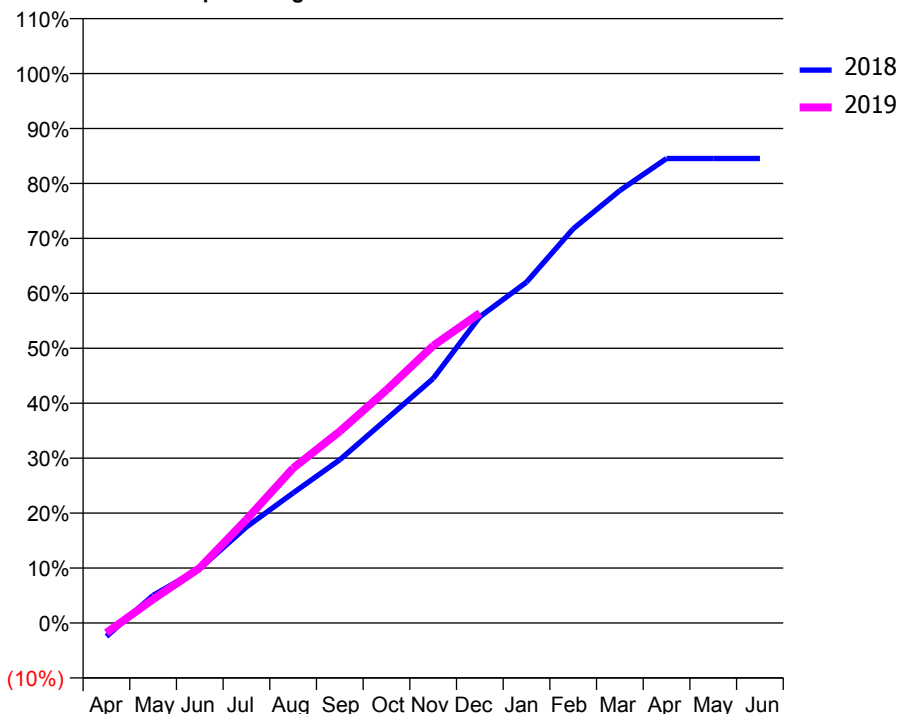
ACCESS*

Patients seen in 24 months	Total	Change since previous quarter
Quarter ending December 2017	3,605	
Quarter ending March 2018	3,560	↓
Quarter ending June 2018	3,475	↓
Quarter ending September 2018	3,461	→
Quarter ending December 2018	3,496	→
Variance since December 2017	(3.0%)	↓



ACTIVITY

Cumulative percentage of contracted UDA delivered 2018 & 2019



Month	Adjusted Scheduled Activity (UDA)	
	2018	2019
April	-290	-195
May	593	466
June	1,164	1,080
July	2,054	2,027
August	2,781	3,032
September	3,494	3,751
October	4,361	4,561
November	5,229	5,428
December	6,551	6,066
January	7,292	
February	8,433	
March	9,250	
April	9,936	
May	9,936	
June	9,936	

QUALITY

	Quantity	Base Number	Contract	AT	Region	England
% of FP17s for the same patient ID Re-attending within 3 months - Children	126	1,305	9.7%	9.4%	11.6%	11.8%
% of FP17s for the same patient ID Re-attending within 3 months - Adults	452	2,880	15.7%	12.6%	15.1%	15.6%
% of FP17s for the same patient ID Re-attending between 3 & 9 months - Children	873	1,305	66.9%	59.2%	59.9%	58.8%
% of FP17s for the same patient ID Re-attending between 3 & 9 months - Adults	1,837	2,880	63.8%	50.2%	52.0%	51.0%
% of FP17s for Band 1 Urgent Courses	323	3,889	8.3%	7.0%	8.0%	9.0%
% of FP17s Relating to Free Repair or Replacements	34	3,889	0.9%	0.8%	0.8%	0.8%
% of FP17s Relating to Continuations	86	3,889	2.2%	1.0%	0.9%	0.9%
% of Patients satisfied with the dentistry they have received	0	0	N/A	94.4%	93.6%	93.2%
% of Patients satisfied with the time they had to wait for an appointment	0	0	N/A	92.3%	88.6%	88.3%

* This is based on patients treated on this contract for their most recent course of treatment. Figures in italics indicate the base number of FP17s or Patient Questionnaire responses are less than 100. N/A is shown where the base number of responses is less than 10 during the period. % is calculated as Quantity/Base number*100

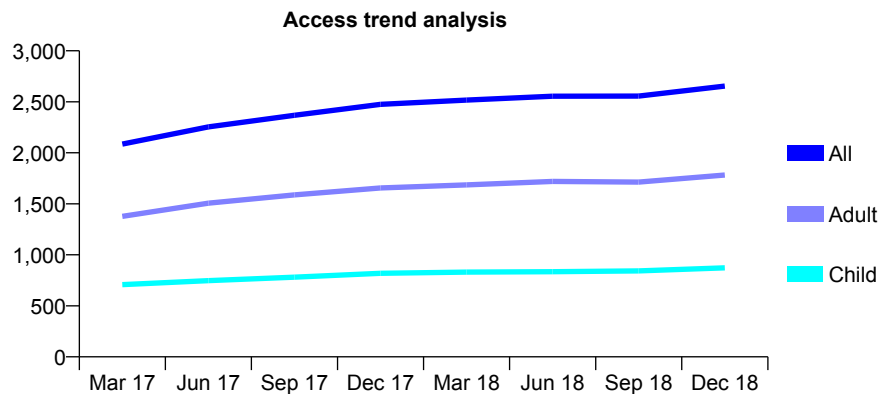
Q53 - Vital Signs At a Glance Contract Report for 175668/0001 - December 2018

Name or company name	Mr J Arhi
Contract type name	GDS Contract
Purpose of contract	General
Contract start date	01/11/2015
Contract end date	

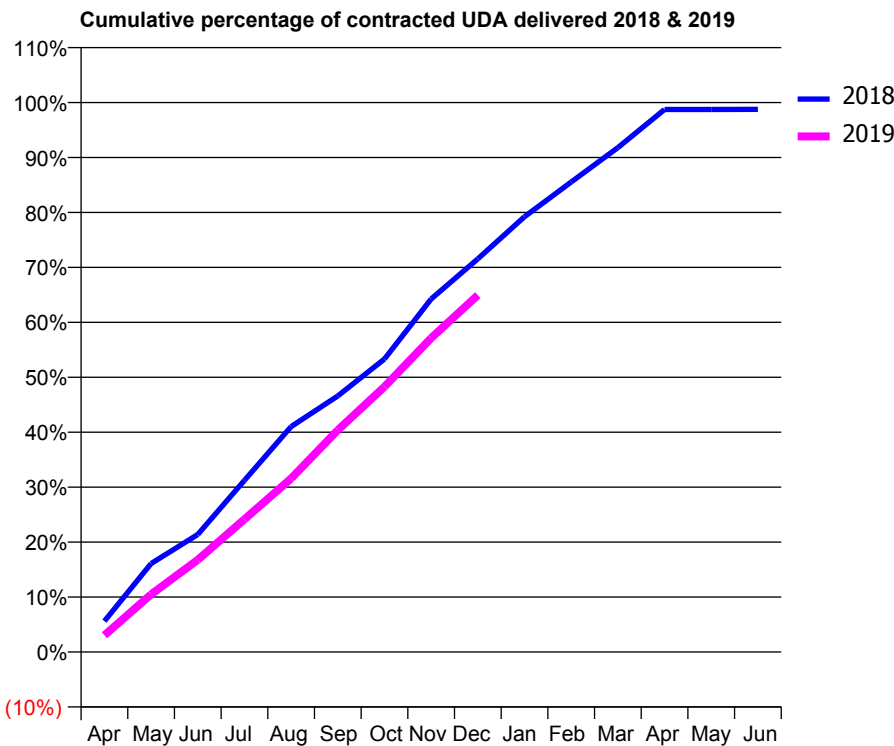
18/19 Contracted general activity (UDA)	7,993
Carry forward general activity (UDA)	99
18/19 Contracted orthodontic activity (UOA)	0
Carry forward orthodontic activity (UOA)	0
Baseline contract value	£202,216.68

ACCESS*

Patients seen in 24 months	Total	Change since previous quarter
Quarter ending December 2017	2,475	
Quarter ending March 2018	2,517	→
Quarter ending June 2018	2,555	→
Quarter ending September 2018	2,556	→
Quarter ending December 2018	2,654	↑
Variance since December 2017	7.2%	↑



ACTIVITY



Month	Adjusted Scheduled Activity (UDA)	
	2018	2019
April	449	243
May	1,287	839
June	1,710	1,342
July	2,497	1,931
August	3,279	2,525
September	3,726	3,229
October	4,262	3,858
November	5,135	4,568
December	5,720	5,191
January	6,333	
February	6,835	
March	7,337	
April	7,892	
May	7,891	
June	7,894	

QUALITY

	Quantity	Base Number	Contract	AT	Region	England
% of FP17s for the same patient ID Re-attending within 3 months - Children	75	1,071	7.0%	9.4%	11.6%	11.8%
% of FP17s for the same patient ID Re-attending within 3 months - Adults	161	1,708	9.4%	12.6%	15.1%	15.6%
% of FP17s for the same patient ID Re-attending between 3 & 9 months - Children	684	1,071	63.9%	59.2%	59.9%	58.8%
% of FP17s for the same patient ID Re-attending between 3 & 9 months - Adults	1,110	1,708	65.0%	50.2%	52.0%	51.0%
% of FP17s for Band 1 Urgent Courses	117	2,566	4.6%	7.0%	8.0%	9.0%
% of FP17s Relating to Free Repair or Replacements	31	2,566	1.2%	0.8%	0.8%	0.8%
% of FP17s Relating to Continuations	1	2,566	0.0%	1.0%	0.9%	0.9%
% of Patients satisfied with the dentistry they have received	4	6	N/A	94.4%	93.6%	93.2%
% of Patients satisfied with the time they had to wait for an appointment	4	6	N/A	92.3%	88.6%	88.3%

* This is based on patients treated on this contract for their most recent course of treatment. Figures in italics indicate the base number of FP17s or Patient Questionnaire responses are less than 100. N/A is shown where the base number of responses is less than 10 during the period. % is calculated as Quantity/Base number*100

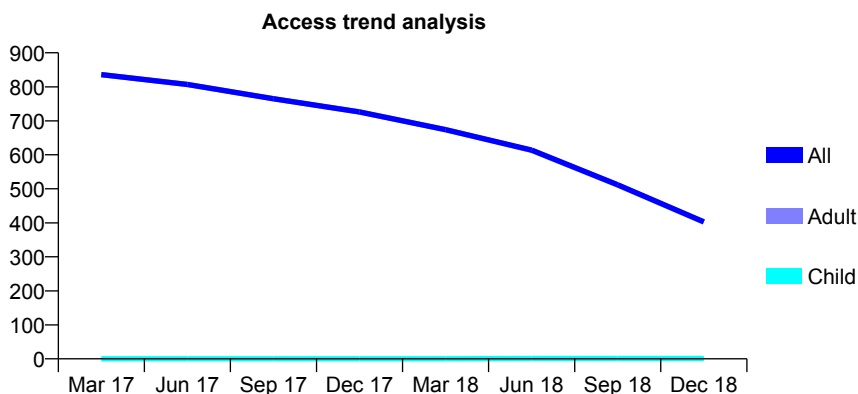
Q53 - Vital Signs At a Glance Contract Report for 175951/0001 - December 2018

Name or company name	Gentle Dental Care (WORCESTER)LTD. C
Contract type name	PDS Plus Contract
Purpose of contract	General
Contract start date	01/04/2012
Contract end date	30/06/2018

18/19 Contracted general activity (UDA)	1,500
Carry forward general activity (UDA)	0
18/19 Contracted orthodontic activity (UOA)	0
Carry forward orthodontic activity (UOA)	0
Baseline contract value	£23,849.80

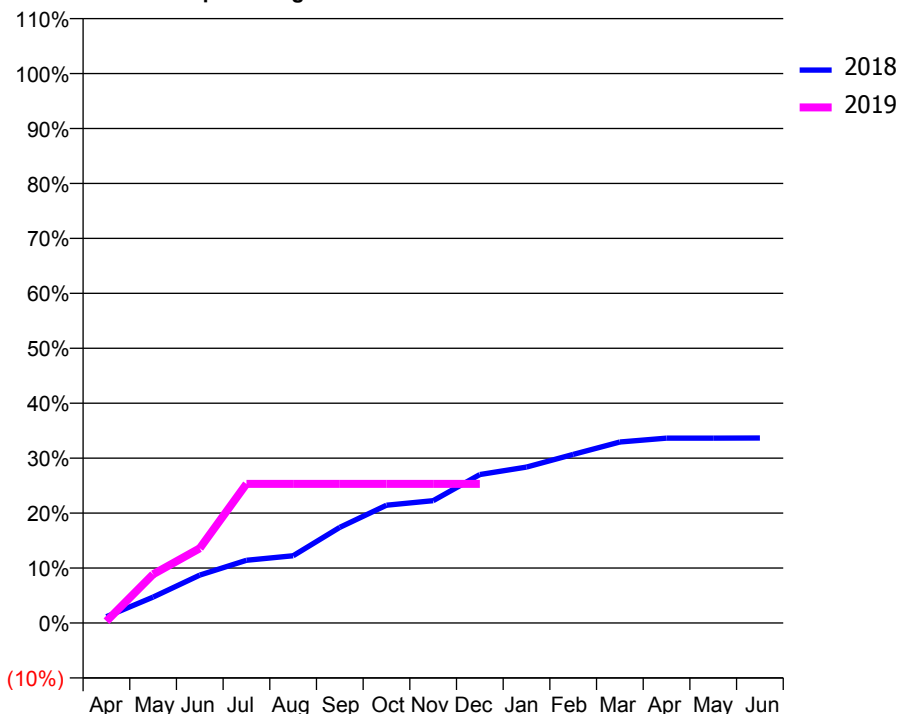
ACCESS*

Patients seen in 24 months	Total	Change since previous quarter
Quarter ending December 2017	726	
Quarter ending March 2018	674	↓
Quarter ending June 2018	614	↓
Quarter ending September 2018	512	↓
Quarter ending December 2018	403	↓
Variance since December 2017	(44.5%)	↓



ACTIVITY

Cumulative percentage of contracted UDA delivered 2018 & 2019



Month	Adjusted Scheduled Activity (UDA)	
	2018	2019
April	69	5
May	283	133
June	524	204
July	685	380
August	735	380
September	1,045	380
October	1,286	380
November	1,336	380
December	1,621	380
January	1,702	
February	1,841	
March	1,976	
April	2,018	
May	2,019	
June	2,020	

QUALITY

	Quantity	Base Number	Contract	AT	Region	England
% of FP17s for the same patient ID Re-attending within 3 months - Children	0	1	0.0%	9.4%	11.6%	11.8%
% of FP17s for the same patient ID Re-attending within 3 months - Adults	5	95	5.3%	12.6%	15.1%	15.6%
% of FP17s for the same patient ID Re-attending between 3 & 9 months - Children	0	1	0.0%	59.2%	59.9%	58.8%
% of FP17s for the same patient ID Re-attending between 3 & 9 months - Adults	10	95	10.5%	50.2%	52.0%	51.0%
% of FP17s for Band 1 Urgent Courses	0	77	0.0%	7.0%	8.0%	9.0%
% of FP17s Relating to Free Repair or Replacements	0	77	0.0%	0.8%	0.8%	0.8%
% of FP17s Relating to Continuations	1	77	1.3%	1.0%	0.9%	0.9%
% of Patients satisfied with the dentistry they have received	0	0	N/A	94.4%	93.6%	93.2%
% of Patients satisfied with the time they had to wait for an appointment	0	0	N/A	92.3%	88.6%	88.3%

* This is based on patients treated on this contract for their most recent course of treatment. Figures in italics indicate the base number of FP17s or Patient Questionnaire responses are less than 100. N/A is shown where the base number of responses is less than 10 during the period. % is calculated as Quantity/Base number*100

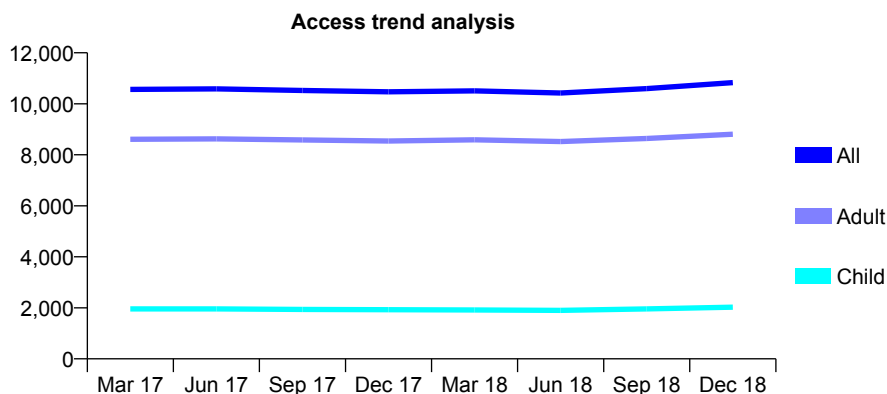
Q53 - Vital Signs At a Glance Contract Report for 176370/0001 - December 2018

Name or company name	Kyrle Street Dental Practice
Contract type name	Pilot Contract
Purpose of contract	General
Contract start date	01/04/2006
Contract end date	

18/19 Contracted general activity (UDA)	29,000
Carry forward general activity (UDA)	0
18/19 Contracted orthodontic activity (UOA)	0
Carry forward orthodontic activity (UOA)	0
Baseline contract value	£771,920.64

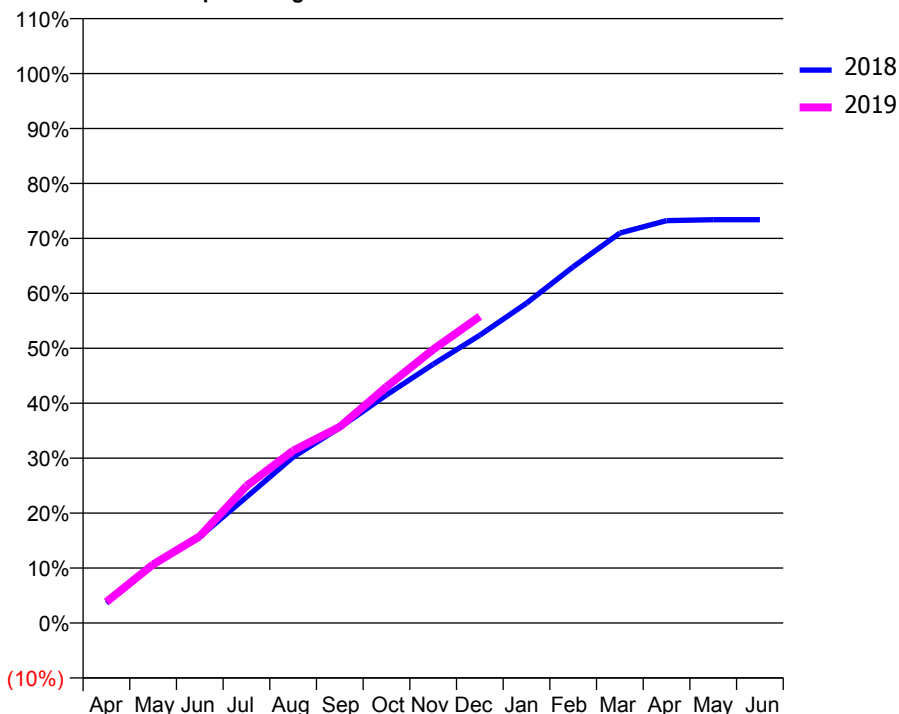
ACCESS*

Patients seen in 24 months	Total	Change since previous quarter
Quarter ending December 2017	10,468	
Quarter ending March 2018	10,505	→
Quarter ending June 2018	10,423	→
Quarter ending September 2018	10,596	→
Quarter ending December 2018	10,833	↑
Variance since December 2017	3.5%	↑



ACTIVITY

Cumulative percentage of contracted UDA delivered 2018 & 2019



Month	Adjusted Scheduled Activity (UDA)	
	2018	2019
April	1,053	1,113
May	3,045	3,094
June	4,557	4,575
July	6,644	7,229
August	8,760	9,098
September	10,313	10,353
October	12,035	12,468
November	13,655	14,434
December	15,189	16,183
January	16,879	
February	18,797	
March	20,584	
April	21,233	
May	21,284	
June	21,285	

QUALITY

	Quantity	Base Number	Contract	AT	Region	England
% of FP17s for the same patient ID Re-attending within 3 months - Children	69	1,886	3.7%	9.4%	11.6%	11.8%
% of FP17s for the same patient ID Re-attending within 3 months - Adults	941	7,354	12.8%	12.6%	15.1%	15.6%
% of FP17s for the same patient ID Re-attending between 3 & 9 months - Children	659	1,886	34.9%	59.2%	59.9%	58.8%
% of FP17s for the same patient ID Re-attending between 3 & 9 months - Adults	1,999	7,354	27.2%	50.2%	52.0%	51.0%
% of FP17s for Band 1 Urgent Courses	985	8,623	11.4%	7.0%	8.0%	9.0%
% of FP17s Relating to Free Repair or Replacements	47	8,623	0.5%	0.8%	0.8%	0.8%
% of FP17s Relating to Continuations	9	8,623	0.1%	1.0%	0.9%	0.9%
% of Patients satisfied with the dentistry they have received	5	5	N/A	94.4%	93.6%	93.2%
% of Patients satisfied with the time they had to wait for an appointment	5	5	N/A	92.3%	88.6%	88.3%

* This is based on patients treated on this contract for their most recent course of treatment. Figures in italics indicate the base number of FP17s or Patient Questionnaire responses are less than 100. N/A is shown where the base number of responses is less than 10 during the period. % is calculated as Quantity/Base number*100

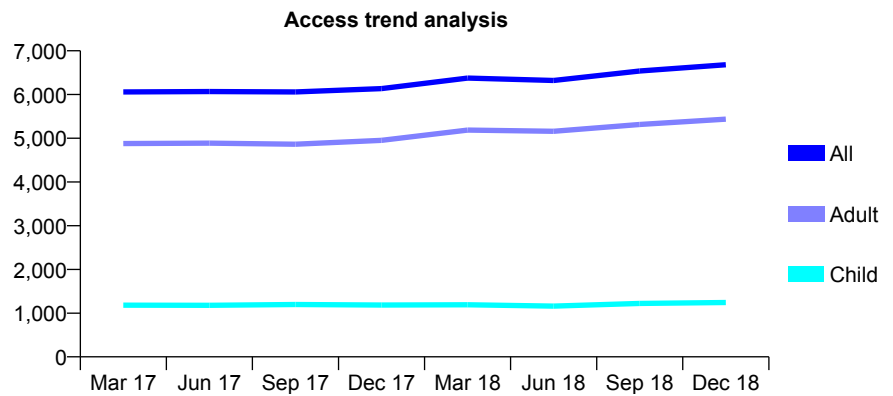
Q53 - Vital Signs At a Glance Contract Report for 176834/0001 - December 2018

Name or company name	Bewdley Dental Partnership
Contract type name	GDS Contract
Purpose of contract	General
Contract start date	01/02/2009
Contract end date	

18/19 Contracted general activity (UDA)	20,370
Carry forward general activity (UDA)	585
18/19 Contracted orthodontic activity (UOA)	0
Carry forward orthodontic activity (UOA)	0
Baseline contract value	£680,737.57

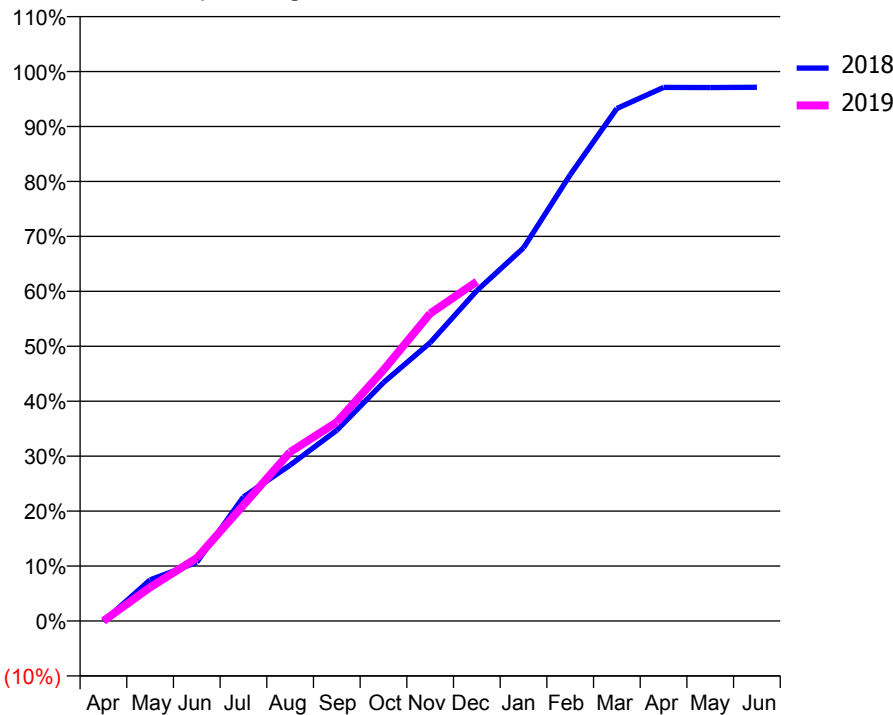
ACCESS*

Patients seen in 24 months	Total	Change since previous quarter
Quarter ending December 2017	6,136	
Quarter ending March 2018	6,377	↑
Quarter ending June 2018	6,321	→
Quarter ending September 2018	6,537	↑
Quarter ending December 2018	6,680	↑
Variance since December 2017	8.9%	↑



ACTIVITY

Cumulative percentage of contracted UDA delivered 2018 & 2019



Month	Adjusted Scheduled Activity (UDA)	
	2018	2019
April	-16	3
May	1,526	1,248
June	2,179	2,336
July	4,600	4,300
August	5,779	6,266
September	7,071	7,375
October	8,840	9,308
November	10,321	11,402
December	12,245	12,581
January	13,833	
February	16,544	
March	18,998	
April	19,782	
May	19,776	
June	19,785	

QUALITY

	Quantity	Base Number	Contract	AT	Region	England
% of FP17s for the same patient ID Re-attending within 3 months - Children	60	1,331	4.5%	9.4%	11.6%	11.8%
% of FP17s for the same patient ID Re-attending within 3 months - Adults	443	4,799	9.2%	12.6%	15.1%	15.6%
% of FP17s for the same patient ID Re-attending between 3 & 9 months - Children	843	1,331	63.3%	59.2%	59.9%	58.8%
% of FP17s for the same patient ID Re-attending between 3 & 9 months - Adults	2,591	4,799	54.0%	50.2%	52.0%	51.0%
% of FP17s for Band 1 Urgent Courses	122	5,826	2.1%	7.0%	8.0%	9.0%
% of FP17s Relating to Free Repair or Replacements	75	5,826	1.3%	0.8%	0.8%	0.8%
% of FP17s Relating to Continuations	45	5,826	0.8%	1.0%	0.9%	0.9%
% of Patients satisfied with the dentistry they have received	6	6	N/A	94.4%	93.6%	93.2%
% of Patients satisfied with the time they had to wait for an appointment	5	6	N/A	92.3%	88.6%	88.3%

* This is based on patients treated on this contract for their most recent course of treatment. Figures in italics indicate the base number of FP17s or Patient Questionnaire responses are less than 100. N/A is shown where the base number of responses is less than 10 during the period. % is calculated as Quantity/Base number*100

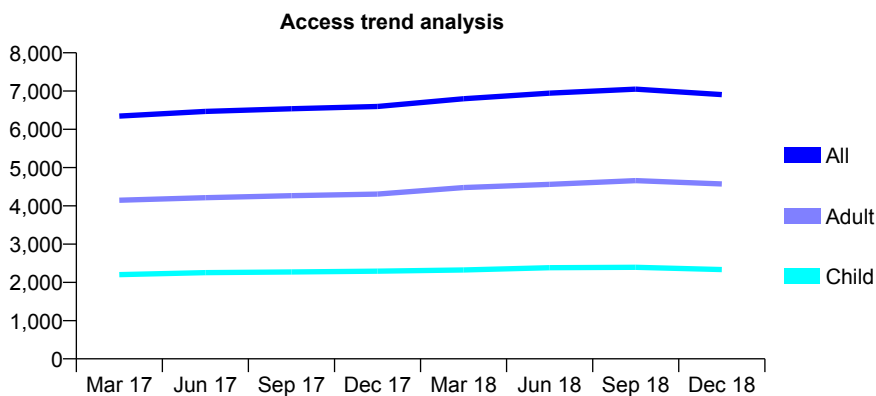
Q53 - Vital Signs At a Glance Contract Report for 177040/0001 - December 2018

Name or company name	Mr S B Ahmed Mulgund and Mrs S S Mulgund
Contract type name	GDS Contract
Purpose of contract	General
Contract start date	01/12/2014
Contract end date	

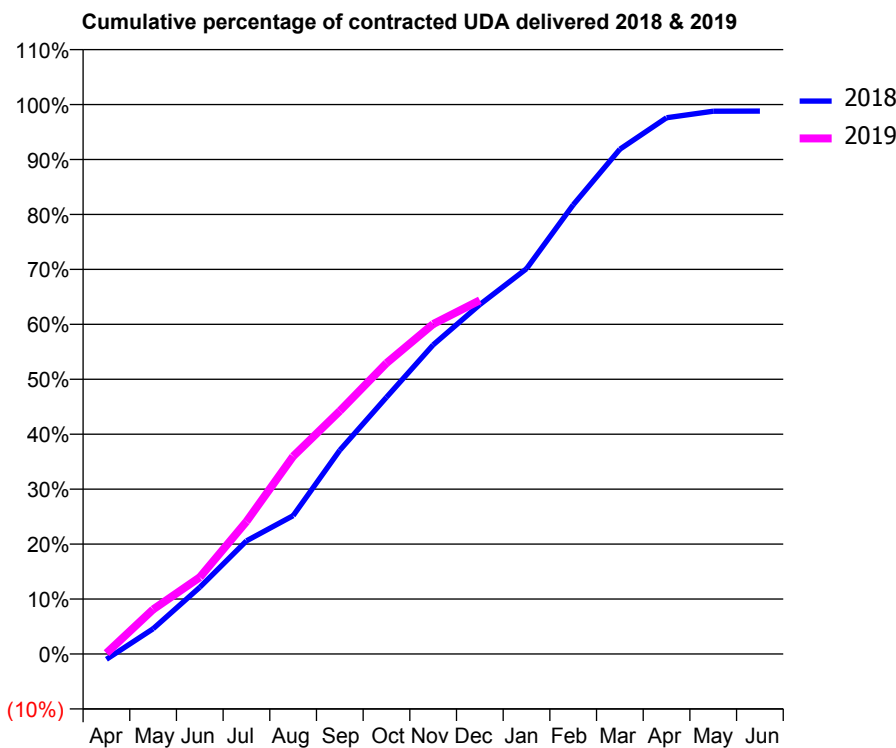
18/19 Contracted general activity (UDA)	14,774
Carry forward general activity (UDA)	176
18/19 Contracted orthodontic activity (UOA)	0
Carry forward orthodontic activity (UOA)	0
Baseline contract value	£394,606.03

ACCESS*

Patients seen in 24 months	Total	Change since previous quarter
Quarter ending December 2017	6,598	
Quarter ending March 2018	6,800	↑
Quarter ending June 2018	6,944	↑
Quarter ending September 2018	7,051	→
Quarter ending December 2018	6,907	↓
Variance since December 2017	4.7%	↑



ACTIVITY



Month	Adjusted Scheduled Activity (UDA)	
	2018	2019
April	-146	22
May	680	1,200
June	1,796	2,062
July	3,041	3,562
August	3,720	5,316
September	5,478	6,534
October	6,905	7,822
November	8,312	8,870
December	9,395	9,509
January	10,360	
February	12,076	
March	13,572	
April	14,419	
May	14,594	
June	14,597	

QUALITY

	Quantity	Base Number	Contract	AT	Region	England
% of FP17s for the same patient ID Re-attending within 3 months - Children	98	1,979	5.0%	9.4%	11.6%	11.8%
% of FP17s for the same patient ID Re-attending within 3 months - Adults	266	3,240	8.2%	12.6%	15.1%	15.6%
% of FP17s for the same patient ID Re-attending between 3 & 9 months - Children	1,103	1,979	55.7%	59.2%	59.9%	58.8%
% of FP17s for the same patient ID Re-attending between 3 & 9 months - Adults	1,437	3,240	44.4%	50.2%	52.0%	51.0%
% of FP17s for Band 1 Urgent Courses	9	4,183	0.2%	7.0%	8.0%	9.0%
% of FP17s Relating to Free Repair or Replacements	3	4,183	0.1%	0.8%	0.8%	0.8%
% of FP17s Relating to Continuations	1	4,183	0.0%	1.0%	0.9%	0.9%
% of Patients satisfied with the dentistry they have received	3	3	N/A	94.4%	93.6%	93.2%
% of Patients satisfied with the time they had to wait for an appointment	2	3	N/A	92.3%	88.6%	88.3%

* This is based on patients treated on this contract for their most recent course of treatment. Figures in italics indicate the base number of FP17s or Patient Questionnaire responses are less than 100. N/A is shown where the base number of responses is less than 10 during the period. % is calculated as Quantity/Base number*100

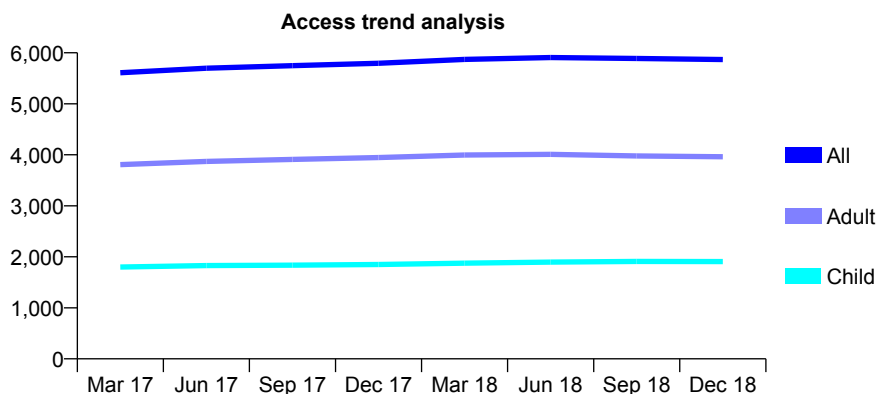
Q53 - Vital Signs At a Glance Contract Report for 179531/0001 - December 2018

Name or company name	Mr & Mrs Parvis
Contract type name	GDS Contract
Purpose of contract	General and Orthodontic
Contract start date	01/07/2013
Contract end date	

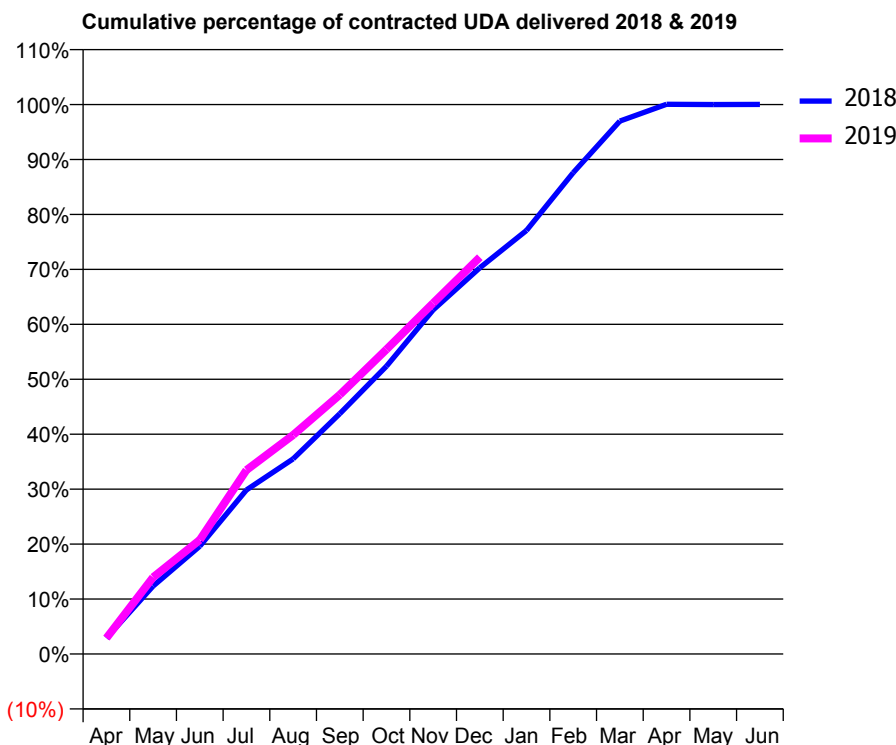
18/19 Contracted general activity (UDA)	14,510
Carry forward general activity (UDA)	-1
18/19 Contracted orthodontic activity (UOA)	106
Carry forward orthodontic activity (UOA)	-1
Baseline contract value	£371,912.24

ACCESS*

Patients seen in 24 months	Total	Change since previous quarter
Quarter ending December 2017	5,795	
Quarter ending March 2018	5,870	→
Quarter ending June 2018	5,908	→
Quarter ending September 2018	5,889	→
Quarter ending December 2018	5,869	→
Variance since December 2017	1.3%	→



ACTIVITY



Month	Adjusted Scheduled Activity (UDA)	
	2018	2019
April	421	421
May	1,795	2,026
June	2,848	3,011
July	4,332	4,859
August	5,155	5,783
September	6,347	6,848
October	7,601	8,043
November	9,088	9,265
December	10,200	10,479
January	11,187	
February	12,710	
March	14,073	
April	14,516	
May	14,508	
June	14,511	

QUALITY

	Quantity	Base Number	Contract	AT	Region	England
% of FP17s for the same patient ID Re-attending within 3 months - Children	168	2,201	7.6%	9.4%	11.6%	11.8%
% of FP17s for the same patient ID Re-attending within 3 months - Adults	507	3,766	13.5%	12.6%	15.1%	15.6%
% of FP17s for the same patient ID Re-attending between 3 & 9 months - Children	1,388	2,201	63.1%	59.2%	59.9%	58.8%
% of FP17s for the same patient ID Re-attending between 3 & 9 months - Adults	2,117	3,766	56.2%	50.2%	52.0%	51.0%
% of FP17s for Band 1 Urgent Courses	145	5,729	2.5%	7.0%	8.0%	9.0%
% of FP17s Relating to Free Repair or Replacements	23	5,729	0.4%	0.8%	0.8%	0.8%
% of FP17s Relating to Continuations	6	5,729	0.1%	1.0%	0.9%	0.9%
% of Patients satisfied with the dentistry they have received	1	2	N/A	94.4%	93.6%	93.2%
% of Patients satisfied with the time they had to wait for an appointment	1	2	N/A	92.3%	88.6%	88.3%

* This is based on patients treated on this contract for their most recent course of treatment. Figures in italics indicate the base number of FP17s or Patient Questionnaire responses are less than 100. N/A is shown where the base number of responses is less than 10 during the period. % is calculated as Quantity/Base number*100

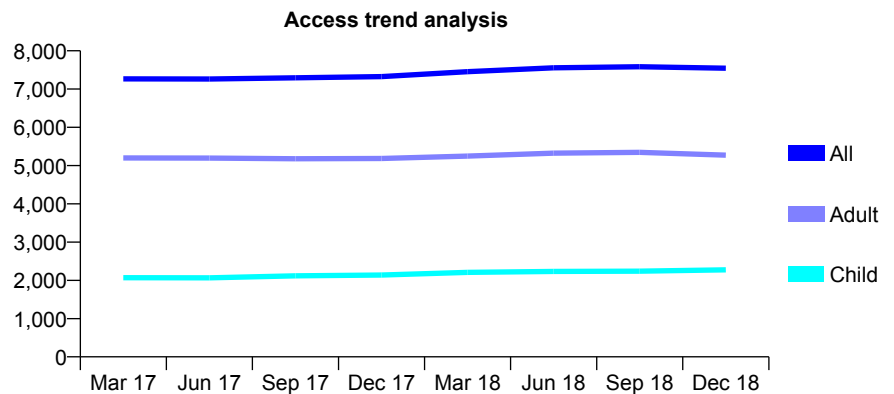
Q53 - Vital Signs At a Glance Contract Report for 179531/0002 - December 2018

Name or company name	Mr & Mrs Parvis
Contract type name	GDS Contract
Purpose of contract	General and Orthodontic
Contract start date	01/07/2013
Contract end date	

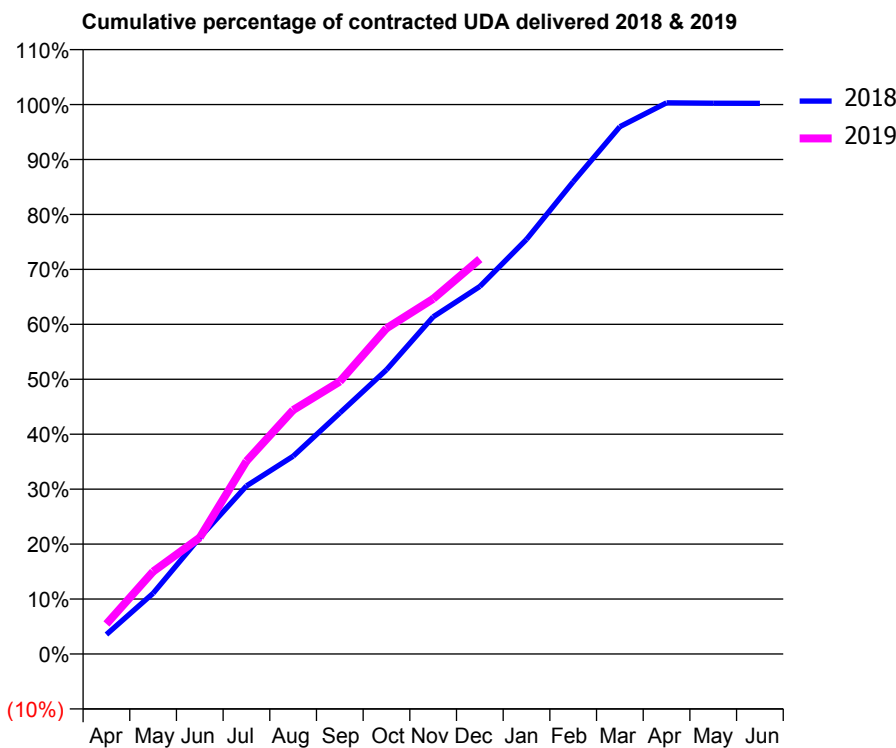
18/19 Contracted general activity (UDA)	16,334
Carry forward general activity (UDA)	-35
18/19 Contracted orthodontic activity (UOA)	264
Carry forward orthodontic activity (UOA)	7
Baseline contract value	£440,477.36

ACCESS*

Patients seen in 24 months	Total	Change since previous quarter
Quarter ending December 2017	7,325	
Quarter ending March 2018	7,454	→
Quarter ending June 2018	7,556	→
Quarter ending September 2018	7,583	→
Quarter ending December 2018	7,546	→
Variance since December 2017	3.0%	↑



ACTIVITY



Adjusted Scheduled Activity (UDA)		
Month	2018	2019
April	582	894
May	1,807	2,453
June	3,464	3,464
July	4,995	5,733
August	5,882	7,252
September	7,164	8,099
October	8,449	9,681
November	10,022	10,559
December	10,925	11,740
January	12,325	
February	14,036	
March	15,677	
April	16,386	
May	16,372	
June	16,369	

QUALITY

	Quantity	Base Number	Contract	AT	Region	England
% of FP17s for the same patient ID Re-attending within 3 months - Children	159	2,559	6.2%	9.4%	11.6%	11.8%
% of FP17s for the same patient ID Re-attending within 3 months - Adults	691	4,973	13.9%	12.6%	15.1%	15.6%
% of FP17s for the same patient ID Re-attending between 3 & 9 months - Children	1,658	2,559	64.8%	59.2%	59.9%	58.8%
% of FP17s for the same patient ID Re-attending between 3 & 9 months - Adults	2,659	4,973	53.5%	50.2%	52.0%	51.0%
% of FP17s for Band 1 Urgent Courses	273	6,644	4.1%	7.0%	8.0%	9.0%
% of FP17s Relating to Free Repair or Replacements	26	6,644	0.4%	0.8%	0.8%	0.8%
% of FP17s Relating to Continuations	8	6,644	0.1%	1.0%	0.9%	0.9%
% of Patients satisfied with the dentistry they have received	7	8	N/A	94.4%	93.6%	93.2%
% of Patients satisfied with the time they had to wait for an appointment	7	8	N/A	92.3%	88.6%	88.3%

* This is based on patients treated on this contract for their most recent course of treatment. Figures in italics indicate the base number of FP17s or Patient Questionnaire responses are less than 100. N/A is shown where the base number of responses is less than 10 during the period. % is calculated as Quantity/Base number*100

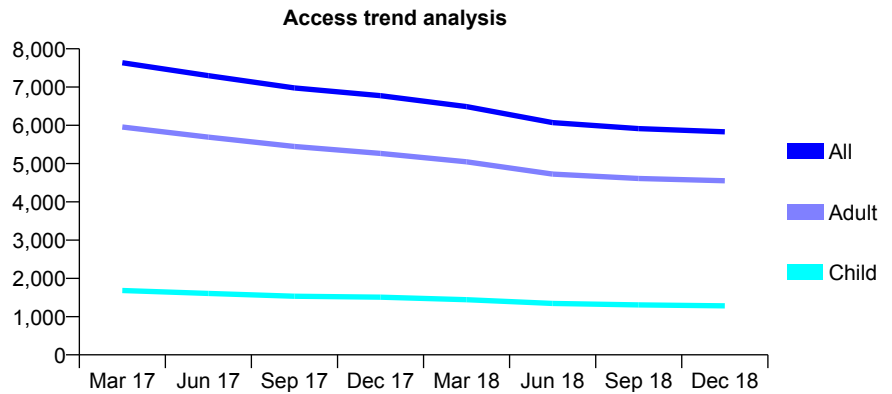
Q53 - Vital Signs At a Glance Contract Report for 180122/0002 - December 2018

Name or company name	IDH Limited
Contract type name	GDS Contract
Purpose of contract	General
Contract start date	01/09/2008
Contract end date	

18/19 Contracted general activity (UDA)	24,615
Carry forward general activity (UDA)	0
18/19 Contracted orthodontic activity (UOA)	0
Carry forward orthodontic activity (UOA)	0
Baseline contract value	£734,846.25

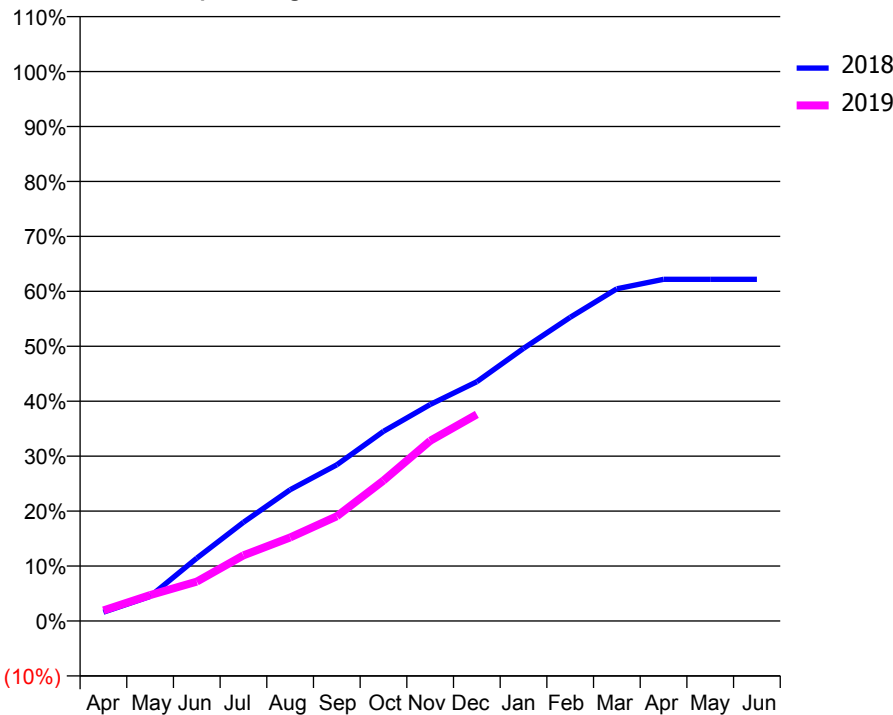
ACCESS*

Patients seen in 24 months	Total	Change since previous quarter
Quarter ending December 2017	6,773	
Quarter ending March 2018	6,488	↓
Quarter ending June 2018	6,069	↓
Quarter ending September 2018	5,913	↓
Quarter ending December 2018	5,831	↓
Variance since December 2017	(13.9%)	↓



ACTIVITY

Cumulative percentage of contracted UDA delivered 2018 & 2019



Month	Adjusted Scheduled Activity (UDA)	
	2018	2019
April	398	474
May	1,103	1,164
June	2,819	1,767
July	4,423	2,940
August	5,880	3,742
September	7,000	4,693
October	8,495	6,293
November	9,698	8,071
December	10,718	9,259
January	12,210	
February	13,602	
March	14,881	
April	15,305	
May	15,305	
June	15,305	

QUALITY

	Quantity	Base Number	Contract	AT	Region	England
% of FP17s for the same patient ID Re-attending within 3 months - Children	59	1,187	5.0%	9.4%	11.6%	11.8%
% of FP17s for the same patient ID Re-attending within 3 months - Adults	401	4,172	9.6%	12.6%	15.1%	15.6%
% of FP17s for the same patient ID Re-attending between 3 & 9 months - Children	509	1,187	42.9%	59.2%	59.9%	58.8%
% of FP17s for the same patient ID Re-attending between 3 & 9 months - Adults	1,863	4,172	44.7%	50.2%	52.0%	51.0%
% of FP17s for Band 1 Urgent Courses	443	5,128	8.6%	7.0%	8.0%	9.0%
% of FP17s Relating to Free Repair or Replacements	52	5,128	1.0%	0.8%	0.8%	0.8%
% of FP17s Relating to Continuations	32	5,128	0.6%	1.0%	0.9%	0.9%
% of Patients satisfied with the dentistry they have received	3	4	N/A	94.4%	93.6%	93.2%
% of Patients satisfied with the time they had to wait for an appointment	2	4	N/A	92.3%	88.6%	88.3%

* This is based on patients treated on this contract for their most recent course of treatment. Figures in italics indicate the base number of FP17s or Patient Questionnaire responses are less than 100. N/A is shown where the base number of responses is less than 10 during the period. % is calculated as Quantity/Base number*100

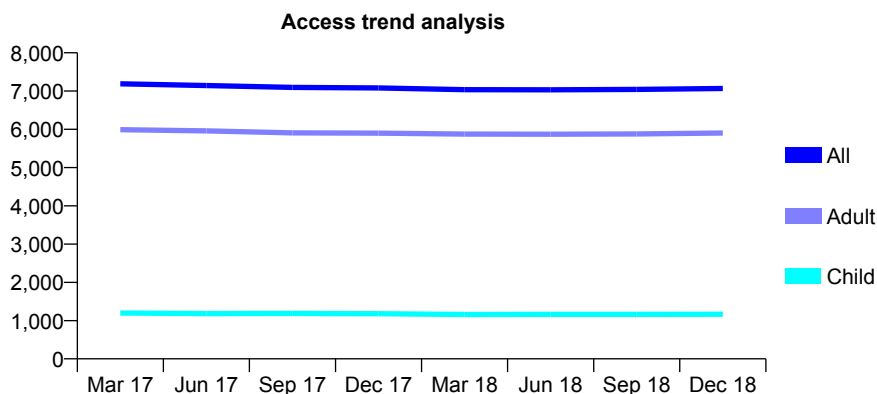
Q53 - Vital Signs At a Glance Contract Report for 180793/0001 - December 2018

Name or company name	Coleshill Smile Care Limited
Contract type name	GDS Contract
Purpose of contract	General
Contract start date	01/04/2014
Contract end date	

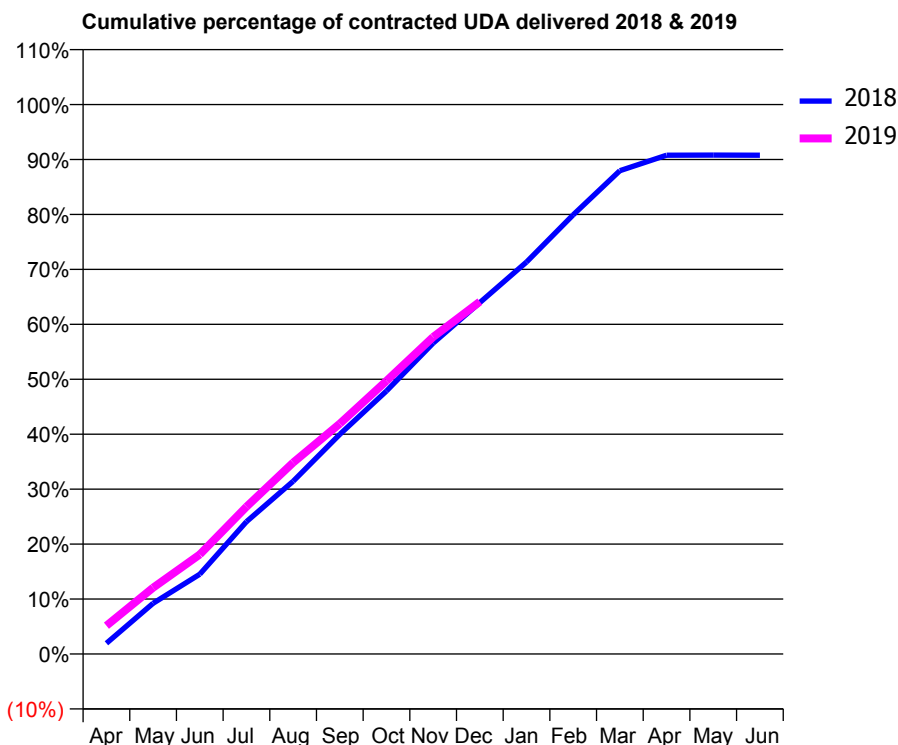
18/19 Contracted general activity (UDA)	20,993
Carry forward general activity (UDA)	0
18/19 Contracted orthodontic activity (UOA)	0
Carry forward orthodontic activity (UOA)	0
Baseline contract value	£617,843.44

ACCESS*

Patients seen in 24 months	Total	Change since previous quarter
Quarter ending December 2017	7,082	
Quarter ending March 2018	7,036	→
Quarter ending June 2018	7,033	→
Quarter ending September 2018	7,042	→
Quarter ending December 2018	7,069	→
Variance since December 2017	(0.2%)	→



ACTIVITY



Month	Adjusted Scheduled Activity (UDA)	
	2018	2019
April	408	1,083
May	1,940	2,533
June	3,049	3,802
July	5,056	5,627
August	6,598	7,315
September	8,392	8,800
October	10,046	10,435
November	11,879	12,113
December	13,427	13,462
January	14,977	
February	16,778	
March	18,462	
April	19,056	
May	19,061	
June	19,055	

QUALITY

	Quantity	Base Number	Contract	AT	Region	England
% of FP17s for the same patient ID Re-attending within 3 months - Children	101	1,297	7.8%	9.4%	11.6%	11.8%
% of FP17s for the same patient ID Re-attending within 3 months - Adults	974	6,707	14.5%	12.6%	15.1%	15.6%
% of FP17s for the same patient ID Re-attending between 3 & 9 months - Children	772	1,297	59.5%	59.2%	59.9%	58.8%
% of FP17s for the same patient ID Re-attending between 3 & 9 months - Adults	3,966	6,707	59.1%	50.2%	52.0%	51.0%
% of FP17s for Band 1 Urgent Courses	767	7,669	10.0%	7.0%	8.0%	9.0%
% of FP17s Relating to Free Repair or Replacements	133	7,669	1.7%	0.8%	0.8%	0.8%
% of FP17s Relating to Continuations	67	7,669	0.9%	1.0%	0.9%	0.9%
% of Patients satisfied with the dentistry they have received	4	4	N/A	94.4%	93.6%	93.2%
% of Patients satisfied with the time they had to wait for an appointment	3	4	N/A	92.3%	88.6%	88.3%

* This is based on patients treated on this contract for their most recent course of treatment. Figures in italics indicate the base number of FP17s or Patient Questionnaire responses are less than 100. N/A is shown where the base number of responses is less than 10 during the period. % is calculated as Quantity/Base number*100

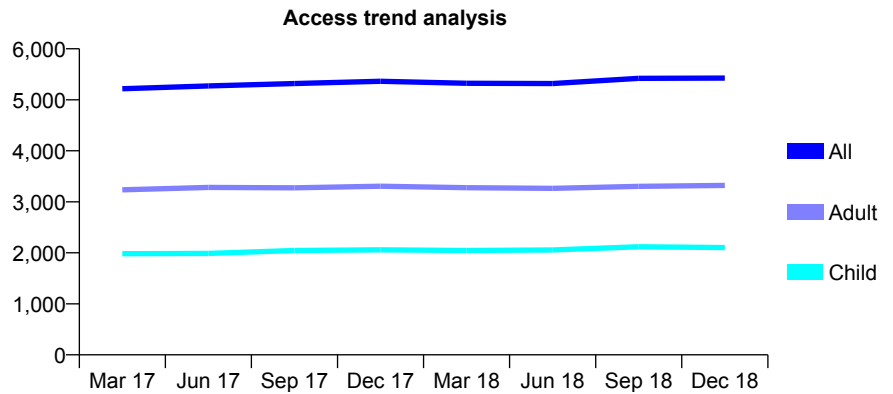
Q53 - Vital Signs At a Glance Contract Report for 181307/0001 - December 2018

Name or company name	Willenhall Dental Care
Contract type name	GDS Contract
Purpose of contract	General
Contract start date	01/09/2011
Contract end date	

18/19 Contracted general activity (UDA)	12,679
Carry forward general activity (UDA)	-55
18/19 Contracted orthodontic activity (UOA)	0
Carry forward orthodontic activity (UOA)	0
Baseline contract value	£325,951.69

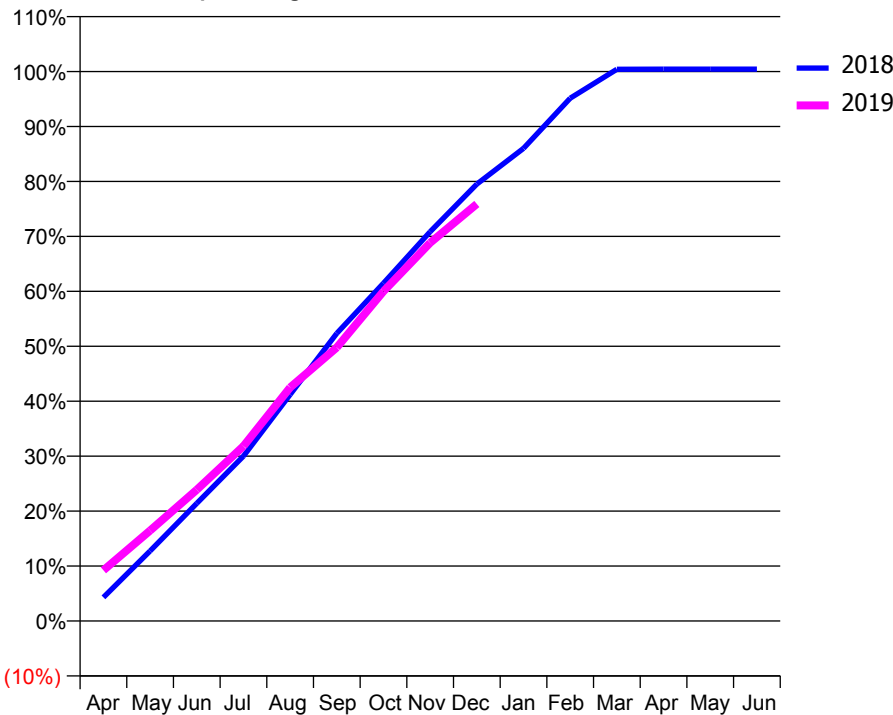
ACCESS*

Patients seen in 24 months	Total	Change since previous quarter
Quarter ending December 2017	5,364	
Quarter ending March 2018	5,323	→
Quarter ending June 2018	5,318	→
Quarter ending September 2018	5,422	→
Quarter ending December 2018	5,425	→
Variance since December 2017	1.1%	→



ACTIVITY

Cumulative percentage of contracted UDA delivered 2018 & 2019



Month	Adjusted Scheduled Activity (UDA)	
	2018	2019
April	546	1,170
May	1,618	2,087
June	2,715	3,029
July	3,805	4,037
August	5,225	5,388
September	6,637	6,313
October	7,795	7,606
November	8,984	8,726
December	10,082	9,624
January	10,904	
February	12,063	
March	12,730	
April	12,735	
May	12,735	
June	12,735	

QUALITY

	Quantity	Base Number	Contract	AT	Region	England
% of FP17s for the same patient ID Re-attending within 3 months - Children	14	2,131	0.7%	9.4%	11.6%	11.8%
% of FP17s for the same patient ID Re-attending within 3 months - Adults	40	2,974	1.3%	12.6%	15.1%	15.6%
% of FP17s for the same patient ID Re-attending between 3 & 9 months - Children	1,322	2,131	62.0%	59.2%	59.9%	58.8%
% of FP17s for the same patient ID Re-attending between 3 & 9 months - Adults	1,648	2,974	55.4%	50.2%	52.0%	51.0%
% of FP17s for Band 1 Urgent Courses	6	4,821	0.1%	7.0%	8.0%	9.0%
% of FP17s Relating to Free Repair or Replacements	1	4,821	0.0%	0.8%	0.8%	0.8%
% of FP17s Relating to Continuations	0	4,821	0.0%	1.0%	0.9%	0.9%
% of Patients satisfied with the dentistry they have received	1	2	N/A	94.4%	93.6%	93.2%
% of Patients satisfied with the time they had to wait for an appointment	2	2	N/A	92.3%	88.6%	88.3%

* This is based on patients treated on this contract for their most recent course of treatment. Figures in italics indicate the base number of FP17s or Patient Questionnaire responses are less than 100. N/A is shown where the base number of responses is less than 10 during the period. % is calculated as Quantity/Base number*100

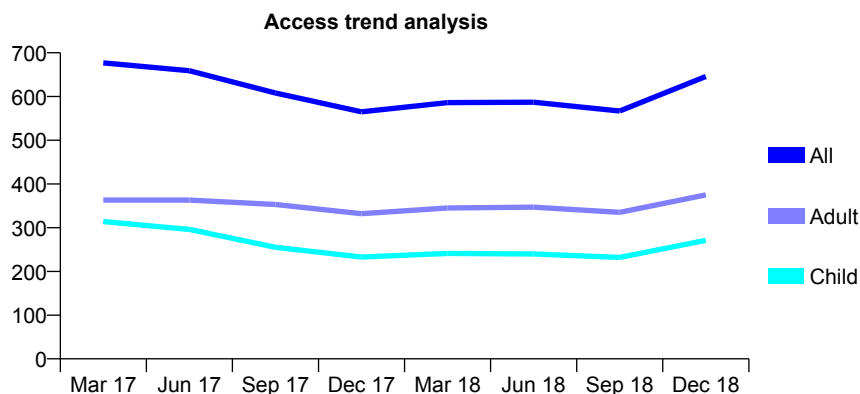
Q53 - Vital Signs At a Glance Contract Report for 182109/0001 - December 2018

Name or company name	Evesham Place Limited
Contract type name	GDS Contract
Purpose of contract	General
Contract start date	01/04/2015
Contract end date	

18/19 Contracted general activity (UDA)	1,452
Carry forward general activity (UDA)	-1
18/19 Contracted orthodontic activity (UOA)	0
Carry forward orthodontic activity (UOA)	0
Baseline contract value	£36,424.51

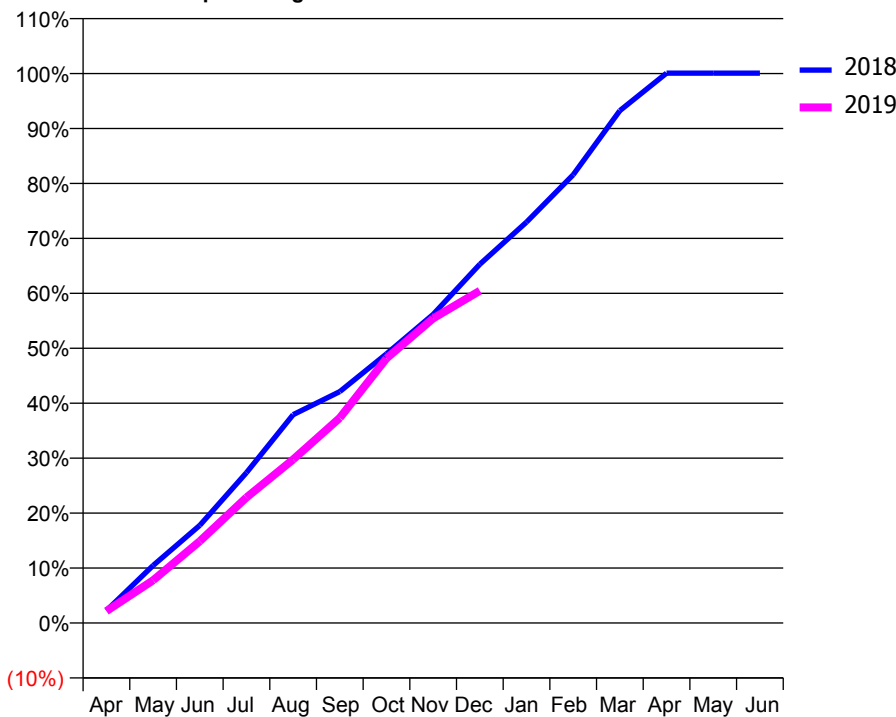
ACCESS*

Patients seen in 24 months	Total	Change since previous quarter
Quarter ending December 2017	565	
Quarter ending March 2018	586	↑
Quarter ending June 2018	587	→
Quarter ending September 2018	567	↓
Quarter ending December 2018	646	↑
Variance since December 2017	14.3%	↑



ACTIVITY

Cumulative percentage of contracted UDA delivered 2018 & 2019



Adjusted Scheduled Activity (UDA)		
Month	2018	2019
April	33	32
May	152	113
June	258	216
July	397	332
August	551	432
September	612	542
October	711	699
November	816	805
December	948	878
January	1,059	
February	1,184	
March	1,354	
April	1,453	
May	1,453	
June	1,453	

QUALITY

	Quantity	Base Number	Contract	AT	Region	England
% of FP17s for the same patient ID Re-attending within 3 months - Children	14	302	4.6%	9.4%	11.6%	11.8%
% of FP17s for the same patient ID Re-attending within 3 months - Adults	28	323	8.7%	12.6%	15.1%	15.6%
% of FP17s for the same patient ID Re-attending between 3 & 9 months - Children	180	302	59.6%	59.2%	59.9%	58.8%
% of FP17s for the same patient ID Re-attending between 3 & 9 months - Adults	123	323	38.1%	50.2%	52.0%	51.0%
% of FP17s for Band 1 Urgent Courses	29	579	5.0%	7.0%	8.0%	9.0%
% of FP17s Relating to Free Repair or Replacements	4	579	0.7%	0.8%	0.8%	0.8%
% of FP17s Relating to Continuations	4	579	0.7%	1.0%	0.9%	0.9%
% of Patients satisfied with the dentistry they have received	1	1	N/A	94.4%	93.6%	93.2%
% of Patients satisfied with the time they had to wait for an appointment	1	1	N/A	92.3%	88.6%	88.3%

* This is based on patients treated on this contract for their most recent course of treatment. Figures in italics indicate the base number of FP17s or Patient Questionnaire responses are less than 100. N/A is shown where the base number of responses is less than 10 during the period. % is calculated as Quantity/Base number*100

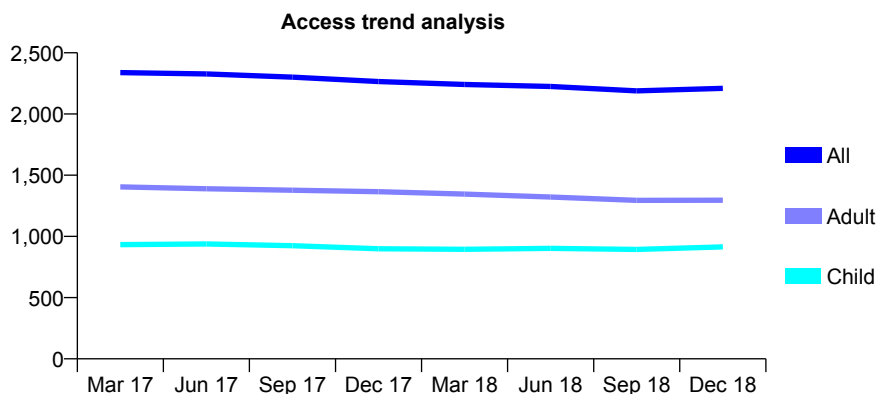
Q53 - Vital Signs At a Glance Contract Report for 187860/0001 - December 2018

Name or company name	Collins House Dental Surgery
Contract type name	GDS Contract
Purpose of contract	General
Contract start date	01/04/2006
Contract end date	

18/19 Contracted general activity (UDA)	7,000
Carry forward general activity (UDA)	0
18/19 Contracted orthodontic activity (UOA)	0
Carry forward orthodontic activity (UOA)	0
Baseline contract value	£212,707.74

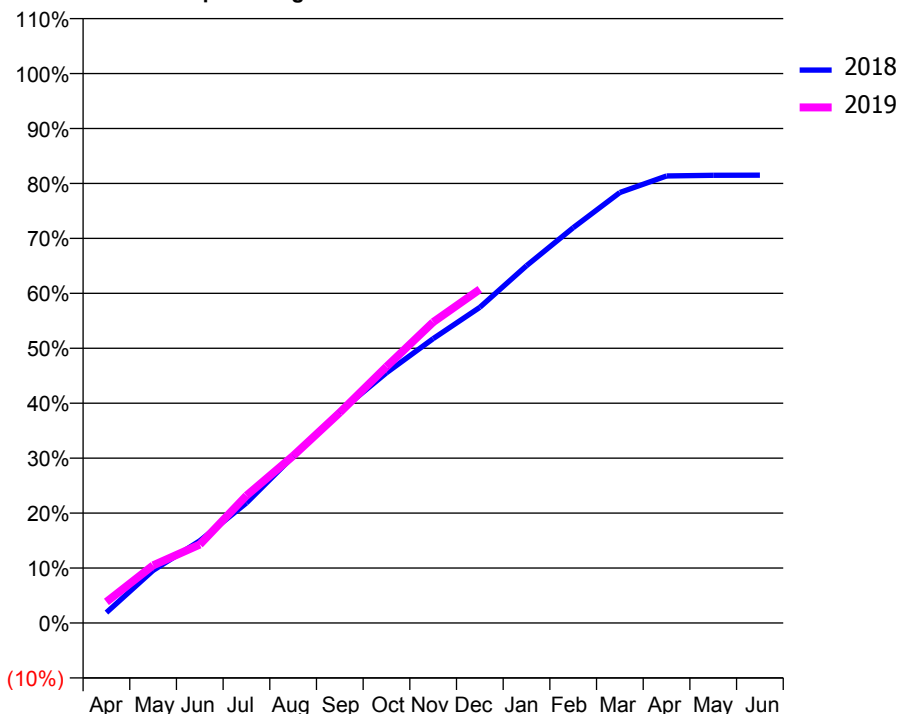
ACCESS*

Patients seen in 24 months	Total	Change since previous quarter
Quarter ending December 2017	2,265	
Quarter ending March 2018	2,241	↓
Quarter ending June 2018	2,225	→
Quarter ending September 2018	2,189	↓
Quarter ending December 2018	2,210	→
Variance since December 2017	(2.4%)	↓



ACTIVITY

Cumulative percentage of contracted UDA delivered 2018 & 2019



Adjusted Scheduled Activity (UDA)		
Month	2018	2019
April	133	269
May	670	734
June	1,048	999
July	1,529	1,623
August	2,122	2,130
September	2,694	2,681
October	3,188	3,266
November	3,622	3,833
December	4,022	4,251
January	4,551	
February	5,036	
March	5,483	
April	5,695	
May	5,703	
June	5,706	

QUALITY

	Quantity	Base Number	Contract	AT	Region	England
% of FP17s for the same patient ID Re-attending within 3 months - Children	66	1,223	5.4%	9.4%	11.6%	11.8%
% of FP17s for the same patient ID Re-attending within 3 months - Adults	157	1,570	10.0%	12.6%	15.1%	15.6%
% of FP17s for the same patient ID Re-attending between 3 & 9 months - Children	867	1,223	70.9%	59.2%	59.9%	58.8%
% of FP17s for the same patient ID Re-attending between 3 & 9 months - Adults	1,175	1,570	74.8%	50.2%	52.0%	51.0%
% of FP17s for Band 1 Urgent Courses	95	2,620	3.6%	7.0%	8.0%	9.0%
% of FP17s Relating to Free Repair or Replacements	0	2,620	0.0%	0.8%	0.8%	0.8%
% of FP17s Relating to Continuations	26	2,620	1.0%	1.0%	0.9%	0.9%
% of Patients satisfied with the dentistry they have received	1	1	N/A	94.4%	93.6%	93.2%
% of Patients satisfied with the time they had to wait for an appointment	0	1	N/A	92.3%	88.6%	88.3%

* This is based on patients treated on this contract for their most recent course of treatment. Figures in italics indicate the base number of FP17s or Patient Questionnaire responses are less than 100. N/A is shown where the base number of responses is less than 10 during the period. % is calculated as Quantity/Base number*100

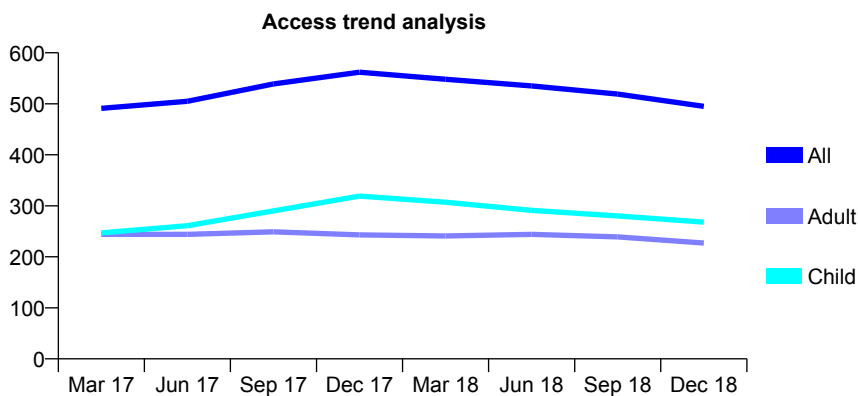
Q53 - Vital Signs At a Glance Contract Report for 189863/0001 - December 2018

Name or company name	David Holloman Dentistry Ltd
Contract type name	GDS Contract
Purpose of contract	General
Contract start date	01/04/2012
Contract end date	

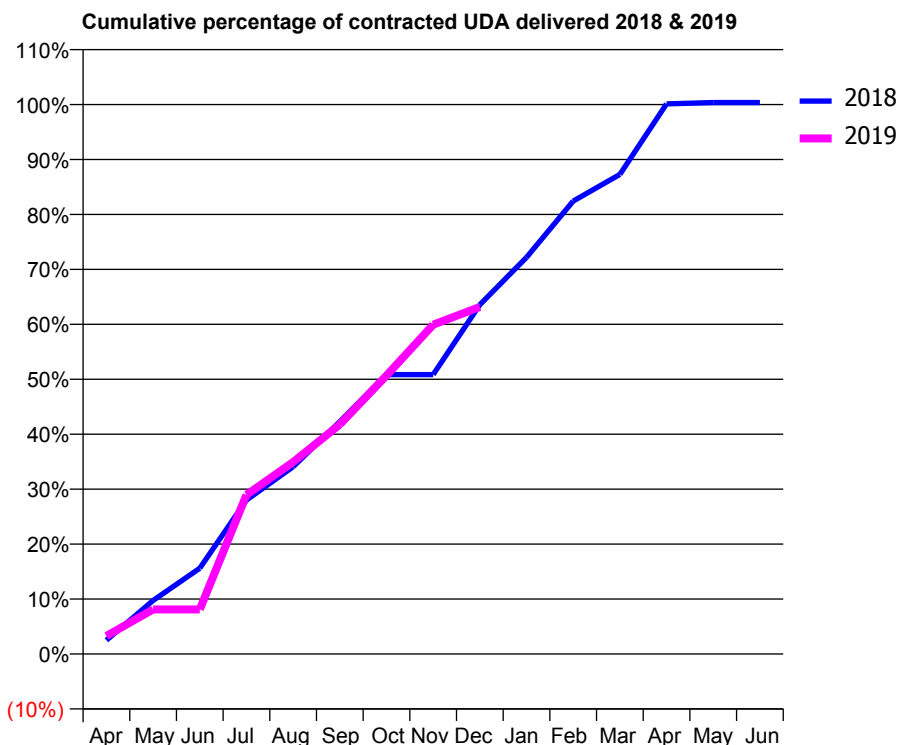
18/19 Contracted general activity (UDA)	1,678
Carry forward general activity (UDA)	-6
18/19 Contracted orthodontic activity (UOA)	0
Carry forward orthodontic activity (UOA)	0
Baseline contract value	£41,977.29

ACCESS*

Patients seen in 24 months	Total	Change since previous quarter
Quarter ending December 2017	562	
Quarter ending March 2018	548	↓
Quarter ending June 2018	535	↓
Quarter ending September 2018	519	↓
Quarter ending December 2018	495	↓
Variance since December 2017	(11.9%)	↓



ACTIVITY



Month	Adjusted Scheduled Activity (UDA)	
	2018	2019
April	42	55
May	164	136
June	262	136
July	470	486
August	572	586
September	709	701
October	853	850
November	853	1,005
December	1,067	1,060
January	1,211	
February	1,383	
March	1,464	
April	1,680	
May	1,684	
June	1,684	

QUALITY

	Quantity	Base Number	Contract	AT	Region	England
% of FP17s for the same patient ID Re-attending within 3 months - Children	67	418	16.0%	9.4%	11.6%	11.8%
% of FP17s for the same patient ID Re-attending within 3 months - Adults	66	295	22.4%	12.6%	15.1%	15.6%
% of FP17s for the same patient ID Re-attending between 3 & 9 months - Children	259	418	62.0%	59.2%	59.9%	58.8%
% of FP17s for the same patient ID Re-attending between 3 & 9 months - Adults	163	295	55.3%	50.2%	52.0%	51.0%
% of FP17s for Band 1 Urgent Courses	29	593	4.9%	7.0%	8.0%	9.0%
% of FP17s Relating to Free Repair or Replacements	0	593	0.0%	0.8%	0.8%	0.8%
% of FP17s Relating to Continuations	3	593	0.5%	1.0%	0.9%	0.9%
% of Patients satisfied with the dentistry they have received	0	0	N/A	94.4%	93.6%	93.2%
% of Patients satisfied with the time they had to wait for an appointment	0	0	N/A	92.3%	88.6%	88.3%

* This is based on patients treated on this contract for their most recent course of treatment. Figures in italics indicate the base number of FP17s or Patient Questionnaire responses are less than 100. N/A is shown where the base number of responses is less than 10 during the period. % is calculated as Quantity/Base number*100

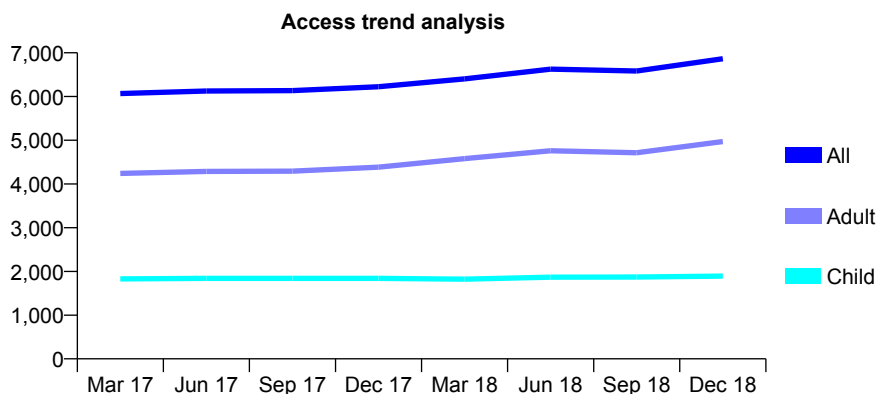
Q53 - Vital Signs At a Glance Contract Report for 190454/0001 - December 2018

Name or company name	Malvern Hills Dental Care
Contract type name	GDS Contract
Purpose of contract	General
Contract start date	01/11/2012
Contract end date	

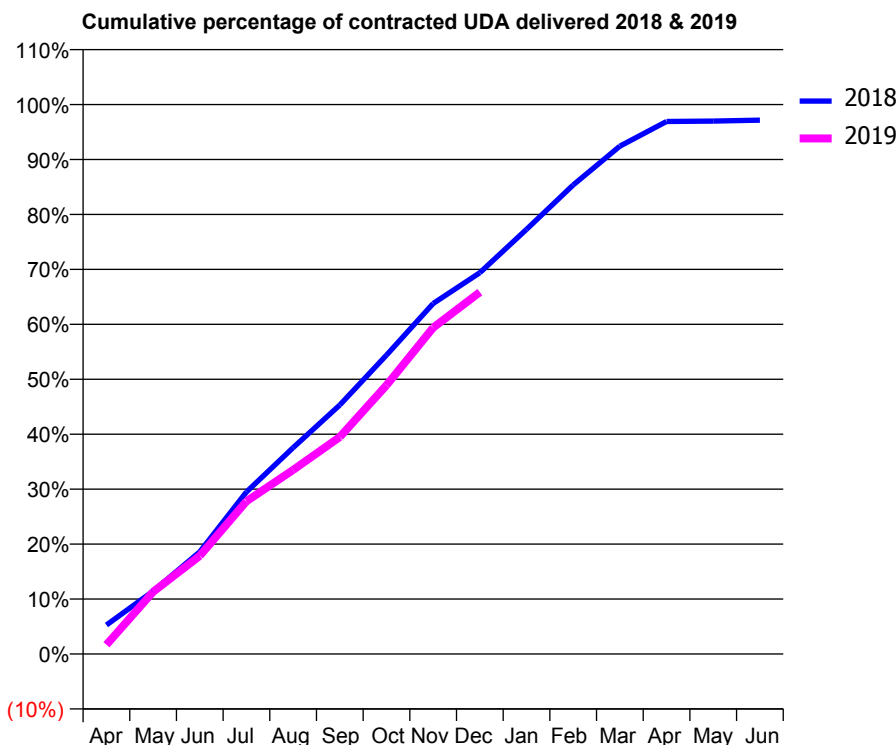
18/19 Contracted general activity (UDA)	18,773
Carry forward general activity (UDA)	533
18/19 Contracted orthodontic activity (UOA)	0
Carry forward orthodontic activity (UOA)	0
Baseline contract value	£429,880.11

ACCESS*

Patients seen in 24 months	Total	Change since previous quarter
Quarter ending December 2017	6,225	
Quarter ending March 2018	6,403	↑
Quarter ending June 2018	6,627	↑
Quarter ending September 2018	6,583	→
Quarter ending December 2018	6,863	↑
Variance since December 2017	10.2%	↑



ACTIVITY



Adjusted Scheduled Activity (UDA)		
Month	2018	2019
April	992	318
May	2,148	2,126
June	3,494	3,357
July	5,536	5,217
August	7,051	6,291
September	8,509	7,413
October	10,210	9,182
November	11,976	11,151
December	13,029	12,362
January	14,508	
February	16,024	
March	17,348	
April	18,191	
May	18,209	
June	18,240	

QUALITY

	Quantity	Base Number	Contract	AT	Region	England
% of FP17s for the same patient ID Re-attending within 3 months - Children	165	2,146	7.7%	9.4%	11.6%	11.8%
% of FP17s for the same patient ID Re-attending within 3 months - Adults	549	4,446	12.3%	12.6%	15.1%	15.6%
% of FP17s for the same patient ID Re-attending between 3 & 9 months - Children	1,196	2,146	55.7%	59.2%	59.9%	58.8%
% of FP17s for the same patient ID Re-attending between 3 & 9 months - Adults	1,894	4,446	42.6%	50.2%	52.0%	51.0%
% of FP17s for Band 1 Urgent Courses	288	6,130	4.7%	7.0%	8.0%	9.0%
% of FP17s Relating to Free Repair or Replacements	50	6,130	0.8%	0.8%	0.8%	0.8%
% of FP17s Relating to Continuations	64	6,130	1.0%	1.0%	0.9%	0.9%
% of Patients satisfied with the dentistry they have received	4	5	N/A	94.4%	93.6%	93.2%
% of Patients satisfied with the time they had to wait for an appointment	5	5	N/A	92.3%	88.6%	88.3%

* This is based on patients treated on this contract for their most recent course of treatment. Figures in italics indicate the base number of FP17s or Patient Questionnaire responses are less than 100. N/A is shown where the base number of responses is less than 10 during the period. % is calculated as Quantity/Base number*100

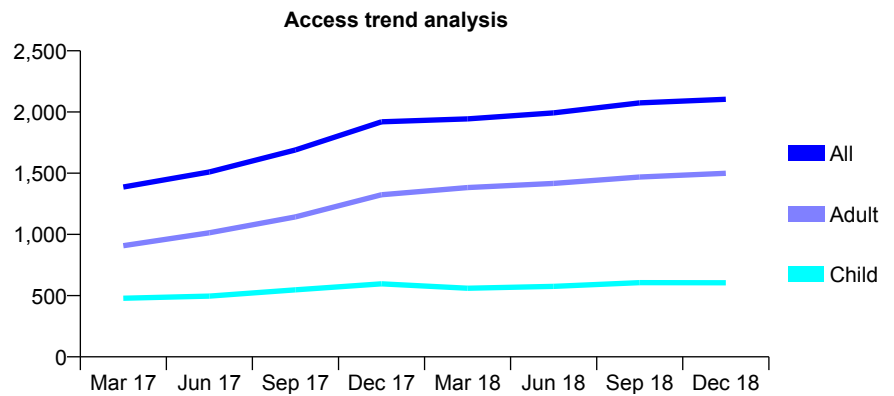
Q53 - Vital Signs At a Glance Contract Report for 190594/0002 - December 2018

Name or company name	Mercian House Dental Practice
Contract type name	GDS Contract
Purpose of contract	General
Contract start date	01/06/2012
Contract end date	

18/19 Contracted general activity (UDA)	3,374
Carry forward general activity (UDA)	-67
18/19 Contracted orthodontic activity (UOA)	0
Carry forward orthodontic activity (UOA)	0
Baseline contract value	£136,936.32

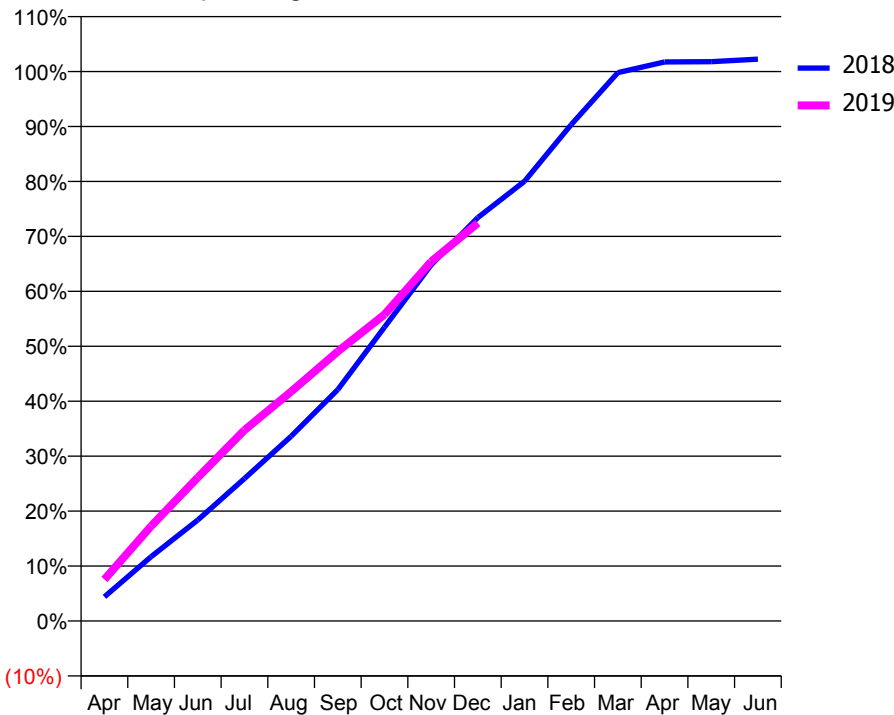
ACCESS*

Patients seen in 24 months	Total	Change since previous quarter
Quarter ending December 2017	1,920	
Quarter ending March 2018	1,944	→
Quarter ending June 2018	1,993	↑
Quarter ending September 2018	2,075	↑
Quarter ending December 2018	2,104	→
Variance since December 2017	9.6%	↑



ACTIVITY

Cumulative percentage of contracted UDA delivered 2018 & 2019



Month	Adjusted Scheduled Activity (UDA)	
	2018	2019
April	148	255
May	395	583
June	620	881
July	875	1,172
August	1,135	1,409
September	1,421	1,655
October	1,804	1,882
November	2,187	2,207
December	2,477	2,443
January	2,700	
February	3,048	
March	3,367	
April	3,433	
May	3,435	
June	3,450	

QUALITY

	Quantity	Base Number	Contract	AT	Region	England
% of FP17s for the same patient ID Re-attending within 3 months - Children	13	717	1.8%	9.4%	11.6%	11.8%
% of FP17s for the same patient ID Re-attending within 3 months - Adults	118	1,517	7.8%	12.6%	15.1%	15.6%
% of FP17s for the same patient ID Re-attending between 3 & 9 months - Children	521	717	72.7%	59.2%	59.9%	58.8%
% of FP17s for the same patient ID Re-attending between 3 & 9 months - Adults	935	1,517	61.6%	50.2%	52.0%	51.0%
% of FP17s for Band 1 Urgent Courses	87	1,594	5.5%	7.0%	8.0%	9.0%
% of FP17s Relating to Free Repair or Replacements	7	1,594	0.4%	0.8%	0.8%	0.8%
% of FP17s Relating to Continuations	2	1,594	0.1%	1.0%	0.9%	0.9%
% of Patients satisfied with the dentistry they have received	4	4	N/A	94.4%	93.6%	93.2%
% of Patients satisfied with the time they had to wait for an appointment	4	4	N/A	92.3%	88.6%	88.3%

* This is based on patients treated on this contract for their most recent course of treatment. Figures in italics indicate the base number of FP17s or Patient Questionnaire responses are less than 100. N/A is shown where the base number of responses is less than 10 during the period. % is calculated as Quantity/Base number*100

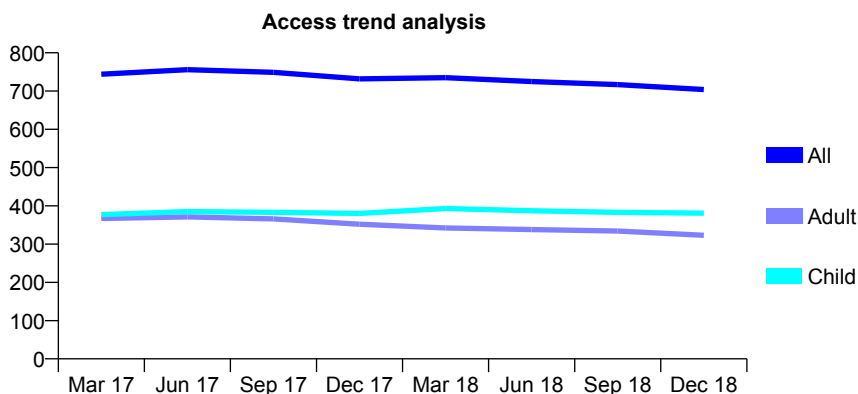
Q53 - Vital Signs At a Glance Contract Report for 192120/0001 - December 2018

Name or company name	Parkside Bromsgrove Ltd
Contract type name	GDS Contract
Purpose of contract	General
Contract start date	01/06/2015
Contract end date	

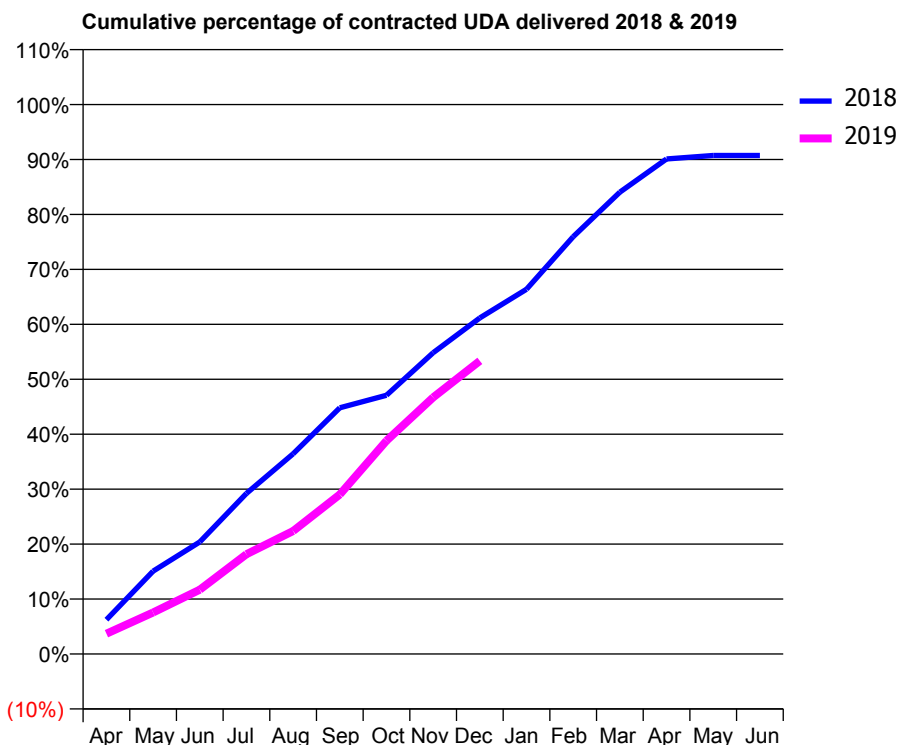
18/19 Contracted general activity (UDA)	1,866
Carry forward general activity (UDA)	0
18/19 Contracted orthodontic activity (UOA)	0
Carry forward orthodontic activity (UOA)	0
Baseline contract value	£42,235.27

ACCESS*

Patients seen in 24 months	Total	Change since previous quarter
Quarter ending December 2017	732	
Quarter ending March 2018	735	→
Quarter ending June 2018	725	↓
Quarter ending September 2018	717	↓
Quarter ending December 2018	704	↓
Variance since December 2017	(3.8%)	↓



ACTIVITY



Month	Adjusted Scheduled Activity (UDA)	
	2018	2019
April	116	69
May	281	141
June	381	219
July	546	339
August	680	418
September	836	542
October	879	724
November	1,023	871
December	1,141	995
January	1,239	
February	1,417	
March	1,568	
April	1,681	
May	1,693	
June	1,693	

QUALITY

	Quantity	Base Number	Contract	AT	Region	England
% of FP17s for the same patient ID Re-attending within 3 months - Children	25	480	5.2%	9.4%	11.6%	11.8%
% of FP17s for the same patient ID Re-attending within 3 months - Adults	65	267	24.3%	12.6%	15.1%	15.6%
% of FP17s for the same patient ID Re-attending between 3 & 9 months - Children	350	480	72.9%	59.2%	59.9%	58.8%
% of FP17s for the same patient ID Re-attending between 3 & 9 months - Adults	149	267	55.8%	50.2%	52.0%	51.0%
% of FP17s for Band 1 Urgent Courses	27	675	4.0%	7.0%	8.0%	9.0%
% of FP17s Relating to Free Repair or Replacements	0	675	0.0%	0.8%	0.8%	0.8%
% of FP17s Relating to Continuations	1	675	0.1%	1.0%	0.9%	0.9%
% of Patients satisfied with the dentistry they have received	0	0	N/A	94.4%	93.6%	93.2%
% of Patients satisfied with the time they had to wait for an appointment	0	0	N/A	92.3%	88.6%	88.3%

* This is based on patients treated on this contract for their most recent course of treatment. Figures in italics indicate the base number of FP17s or Patient Questionnaire responses are less than 100. N/A is shown where the base number of responses is less than 10 during the period. % is calculated as Quantity/Base number*100

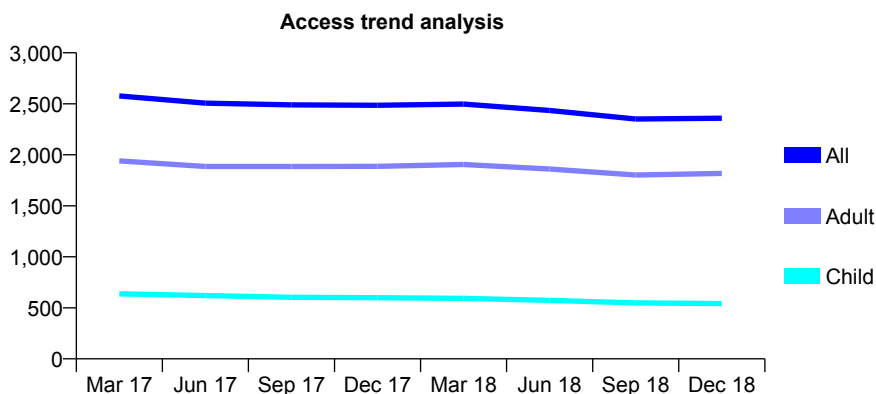
Q53 - Vital Signs At a Glance Contract Report for 198773/0001 - December 2018

Name or company name	Crabbs Cross Dental Surgery
Contract type name	GDS Contract
Purpose of contract	General
Contract start date	01/11/2012
Contract end date	

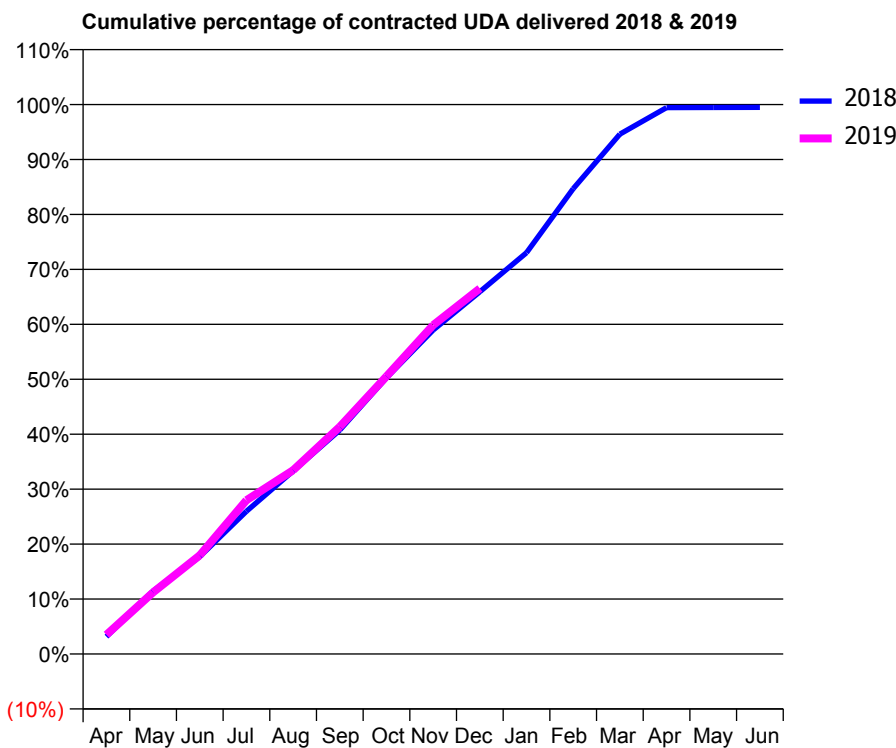
18/19 Contracted general activity (UDA)	9,300
Carry forward general activity (UDA)	49
18/19 Contracted orthodontic activity (UOA)	0
Carry forward orthodontic activity (UOA)	0
Baseline contract value	£209,056.28

ACCESS*

Patients seen in 24 months	Total	Change since previous quarter
Quarter ending December 2017	2,486	
Quarter ending March 2018	2,498	→
Quarter ending June 2018	2,434	↓
Quarter ending September 2018	2,351	↓
Quarter ending December 2018	2,359	→
Variance since December 2017	(5.1%)	↓



ACTIVITY



Month	Adjusted Scheduled Activity (UDA)	
	2018	2019
April	295	325
May	1,066	1,044
June	1,649	1,672
July	2,415	2,603
August	3,097	3,111
September	3,790	3,846
October	4,676	4,701
November	5,484	5,567
December	6,131	6,187
January	6,792	
February	7,875	
March	8,799	
April	9,248	
May	9,250	
June	9,251	

QUALITY

	Quantity	Base Number	Contract	AT	Region	England
% of FP17s for the same patient ID Re-attending within 3 months - Children	29	670	4.3%	9.4%	11.6%	11.8%
% of FP17s for the same patient ID Re-attending within 3 months - Adults	347	2,227	15.6%	12.6%	15.1%	15.6%
% of FP17s for the same patient ID Re-attending between 3 & 9 months - Children	478	670	71.3%	59.2%	59.9%	58.8%
% of FP17s for the same patient ID Re-attending between 3 & 9 months - Adults	1,401	2,227	62.9%	50.2%	52.0%	51.0%
% of FP17s for Band 1 Urgent Courses	140	2,742	5.1%	7.0%	8.0%	9.0%
% of FP17s Relating to Free Repair or Replacements	18	2,742	0.7%	0.8%	0.8%	0.8%
% of FP17s Relating to Continuations	26	2,742	0.9%	1.0%	0.9%	0.9%
% of Patients satisfied with the dentistry they have received	2	2	N/A	94.4%	93.6%	93.2%
% of Patients satisfied with the time they had to wait for an appointment	2	2	N/A	92.3%	88.6%	88.3%

* This is based on patients treated on this contract for their most recent course of treatment. Figures in italics indicate the base number of FP17s or Patient Questionnaire responses are less than 100. N/A is shown where the base number of responses is less than 10 during the period. % is calculated as Quantity/Base number*100

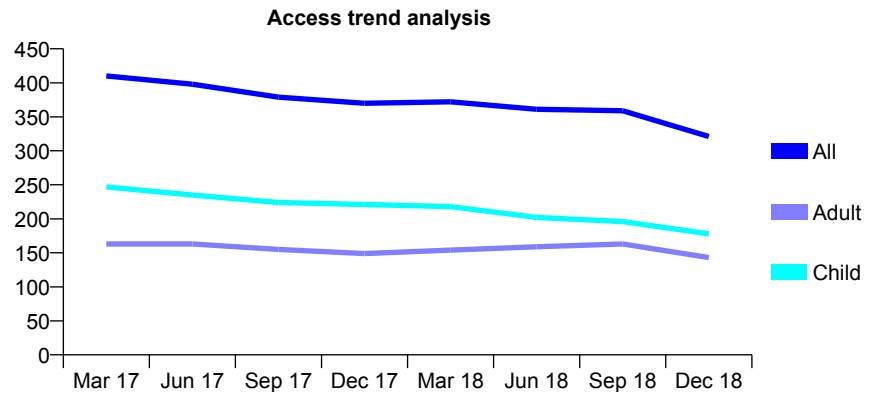
Q53 - Vital Signs At a Glance Contract Report for 224472/0001 - December 2018

Name or company name	MRS AC HADDON
Contract type name	GDS Contract
Purpose of contract	General
Contract start date	21/09/2011
Contract end date	30/11/2018

18/19 Contracted general activity (UDA)	827
Carry forward general activity (UDA)	0
18/19 Contracted orthodontic activity (UOA)	0
Carry forward orthodontic activity (UOA)	0
Baseline contract value	£19,708.21

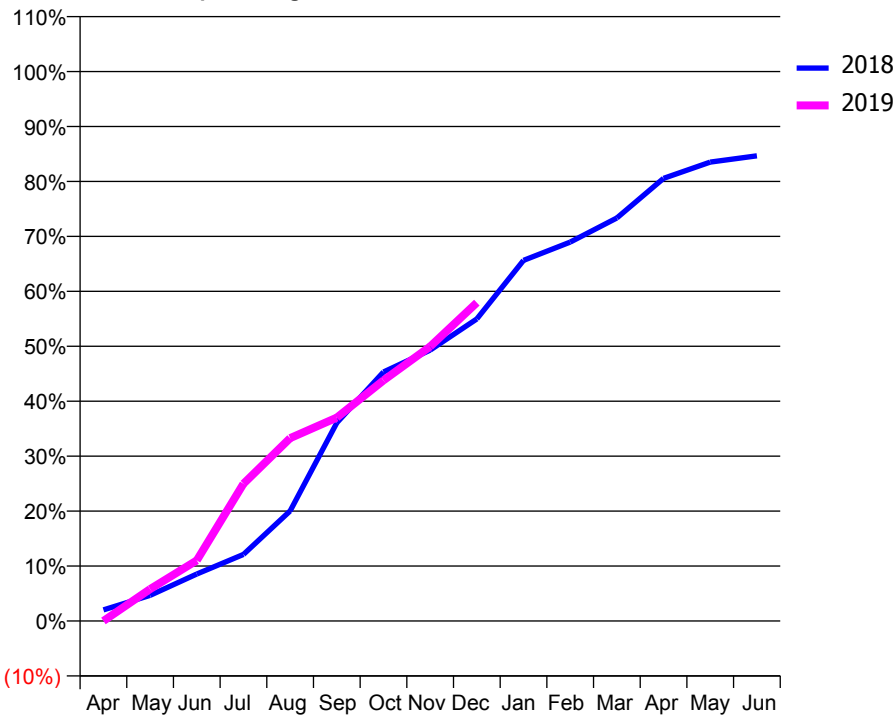
ACCESS*

Patients seen in 24 months	Total	Change since previous quarter
Quarter ending December 2017	370	
Quarter ending March 2018	372	→
Quarter ending June 2018	361	↓
Quarter ending September 2018	359	→
Quarter ending December 2018	321	↓
Variance since December 2017	(13.2%)	↓



ACTIVITY

Cumulative percentage of contracted UDA delivered 2018 & 2019



Month	Adjusted Scheduled Activity (UDA)	
	2018	2019
April	25	0
May	58	48
June	106	91
July	150	207
August	248	275
September	447	306
October	562	362
November	611	413
December	682	479
January	814	
February	855	
March	909	
April	999	
May	1,036	
June	1,050	

QUALITY

	Quantity	Base Number	Contract	AT	Region	England
% of FP17s for the same patient ID Re-attending within 3 months - Children	20	245	8.2%	9.4%	11.6%	11.8%
% of FP17s for the same patient ID Re-attending within 3 months - Adults	24	133	18.0%	12.6%	15.1%	15.6%
% of FP17s for the same patient ID Re-attending between 3 & 9 months - Children	168	245	68.6%	59.2%	59.9%	58.8%
% of FP17s for the same patient ID Re-attending between 3 & 9 months - Adults	62	133	46.6%	50.2%	52.0%	51.0%
% of FP17s for Band 1 Urgent Courses	7	297	2.4%	7.0%	8.0%	9.0%
% of FP17s Relating to Free Repair or Replacements	0	297	0.0%	0.8%	0.8%	0.8%
% of FP17s Relating to Continuations	1	297	0.3%	1.0%	0.9%	0.9%
% of Patients satisfied with the dentistry they have received	0	0	N/A	94.4%	93.6%	93.2%
% of Patients satisfied with the time they had to wait for an appointment	0	0	N/A	92.3%	88.6%	88.3%

* This is based on patients treated on this contract for their most recent course of treatment. Figures in italics indicate the base number of FP17s or Patient Questionnaire responses are less than 100. N/A is shown where the base number of responses is less than 10 during the period. % is calculated as Quantity/Base number*100

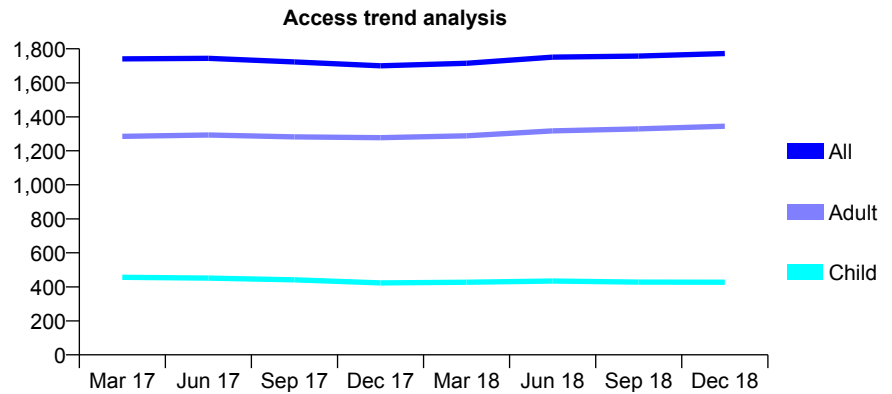
Q53 - Vital Signs At a Glance Contract Report for 232424/0001 - December 2018

Name or company name	MRS SL RAGSDALE
Contract type name	GDS Contract
Purpose of contract	General
Contract start date	01/04/2006
Contract end date	

18/19 Contracted general activity (UDA)	4,503
Carry forward general activity (UDA)	-71
18/19 Contracted orthodontic activity (UOA)	0
Carry forward orthodontic activity (UOA)	0
Baseline contract value	£121,031.59

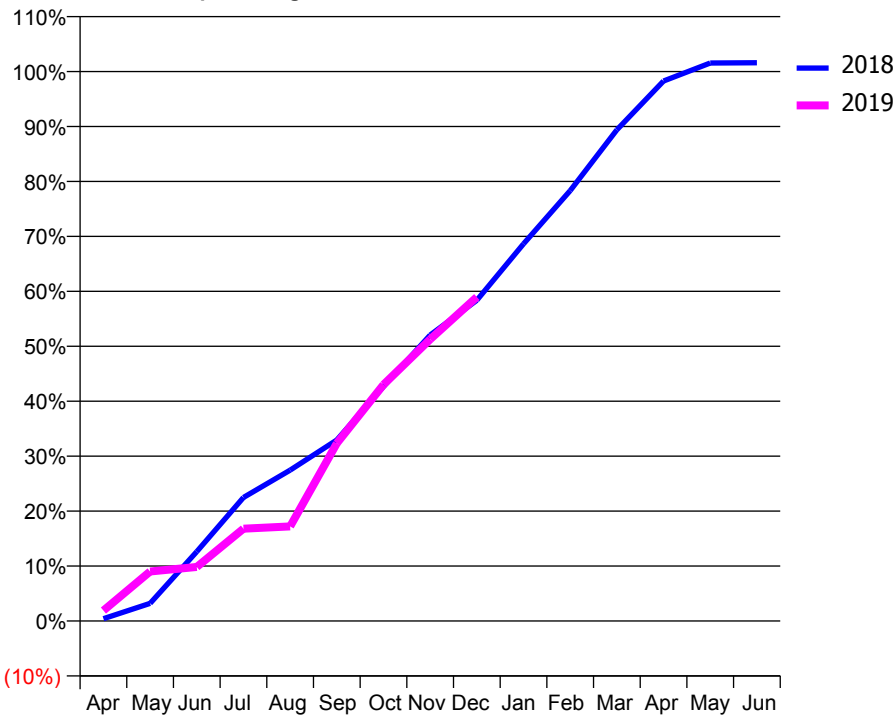
ACCESS*

Patients seen in 24 months	Total	Change since previous quarter
Quarter ending December 2017	1,700	
Quarter ending March 2018	1,715	→
Quarter ending June 2018	1,751	↑
Quarter ending September 2018	1,757	→
Quarter ending December 2018	1,772	→
Variance since December 2017	4.2%	↑



ACTIVITY

Cumulative percentage of contracted UDA delivered 2018 & 2019



Month	Adjusted Scheduled Activity (UDA)	
	2018	2019
April	19	85
May	145	406
June	568	443
July	1,012	756
August	1,237	775
September	1,483	1,456
October	1,922	1,937
November	2,343	2,308
December	2,628	2,655
January	3,091	
February	3,527	
March	4,025	
April	4,425	
May	4,573	
June	4,575	

QUALITY

	Quantity	Base Number	Contract	AT	Region	England
% of FP17s for the same patient ID Re-attending within 3 months - Children	38	442	8.6%	9.4%	11.6%	11.8%
% of FP17s for the same patient ID Re-attending within 3 months - Adults	233	1,449	16.1%	12.6%	15.1%	15.6%
% of FP17s for the same patient ID Re-attending between 3 & 9 months - Children	217	442	49.1%	59.2%	59.9%	58.8%
% of FP17s for the same patient ID Re-attending between 3 & 9 months - Adults	717	1,449	49.5%	50.2%	52.0%	51.0%
% of FP17s for Band 1 Urgent Courses	188	1,659	11.3%	7.0%	8.0%	9.0%
% of FP17s Relating to Free Repair or Replacements	46	1,659	2.8%	0.8%	0.8%	0.8%
% of FP17s Relating to Continuations	8	1,659	0.5%	1.0%	0.9%	0.9%
% of Patients satisfied with the dentistry they have received	1	1	N/A	94.4%	93.6%	93.2%
% of Patients satisfied with the time they had to wait for an appointment	1	1	N/A	92.3%	88.6%	88.3%

* This is based on patients treated on this contract for their most recent course of treatment. Figures in italics indicate the base number of FP17s or Patient Questionnaire responses are less than 100. N/A is shown where the base number of responses is less than 10 during the period. % is calculated as Quantity/Base number*100

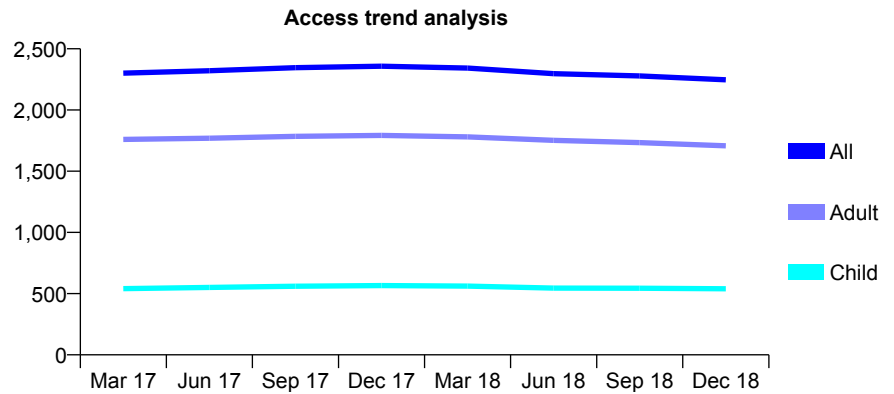
Q53 - Vital Signs At a Glance Contract Report for 234753/0001 - December 2018

Name or company name	MRS F SMART
Contract type name	GDS Contract
Purpose of contract	General
Contract start date	01/04/2006
Contract end date	

18/19 Contracted general activity (UDA)	6,000
Carry forward general activity (UDA)	0
18/19 Contracted orthodontic activity (UOA)	0
Carry forward orthodontic activity (UOA)	0
Baseline contract value	£181,865.64

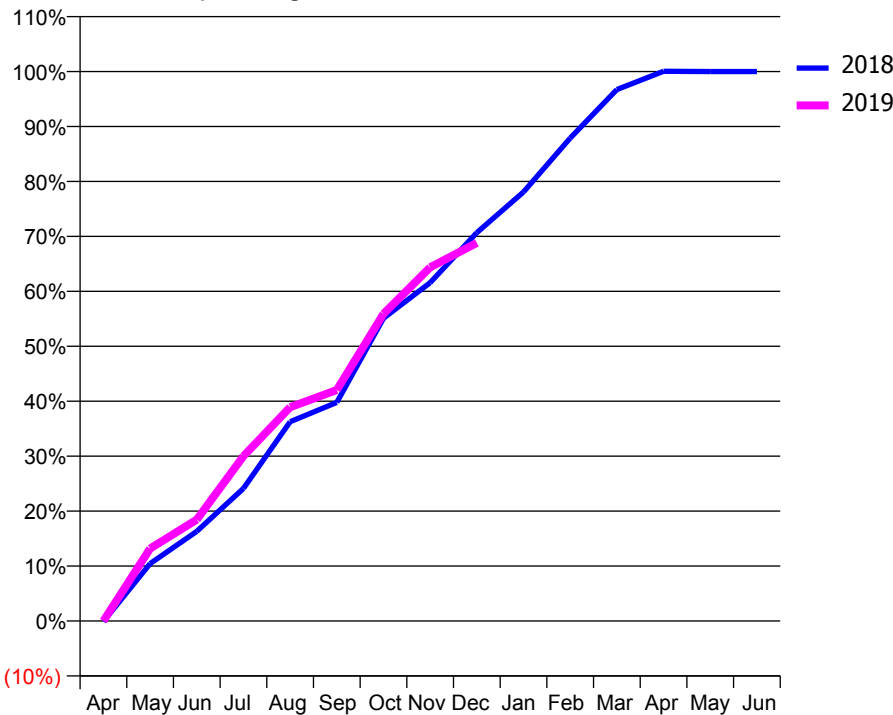
ACCESS*

Patients seen in 24 months	Total	Change since previous quarter
Quarter ending December 2017	2,358	
Quarter ending March 2018	2,343	→
Quarter ending June 2018	2,297	↓
Quarter ending September 2018	2,278	→
Quarter ending December 2018	2,247	↓
Variance since December 2017	(4.7%)	↓



ACTIVITY

Cumulative percentage of contracted UDA delivered 2018 & 2019



Month	Adjusted Scheduled Activity (UDA)	
	2018	2019
April	-7	0
May	627	791
June	979	1,107
July	1,448	1,801
August	2,176	2,334
September	2,387	2,522
October	3,305	3,353
November	3,695	3,862
December	4,240	4,128
January	4,685	
February	5,273	
March	5,803	
April	6,002	
May	6,000	
June	6,000	

QUALITY

	Quantity	Base Number	Contract	AT	Region	England
% of FP17s for the same patient ID Re-attending within 3 months - Children	42	602	7.0%	9.4%	11.6%	11.8%
% of FP17s for the same patient ID Re-attending within 3 months - Adults	244	1,671	14.6%	12.6%	15.1%	15.6%
% of FP17s for the same patient ID Re-attending between 3 & 9 months - Children	430	602	71.4%	59.2%	59.9%	58.8%
% of FP17s for the same patient ID Re-attending between 3 & 9 months - Adults	874	1,671	52.3%	50.2%	52.0%	51.0%
% of FP17s for Band 1 Urgent Courses	107	2,162	4.9%	7.0%	8.0%	9.0%
% of FP17s Relating to Free Repair or Replacements	21	2,162	1.0%	0.8%	0.8%	0.8%
% of FP17s Relating to Continuations	26	2,162	1.2%	1.0%	0.9%	0.9%
% of Patients satisfied with the dentistry they have received	7	7	N/A	94.4%	93.6%	93.2%
% of Patients satisfied with the time they had to wait for an appointment	7	7	N/A	92.3%	88.6%	88.3%

* This is based on patients treated on this contract for their most recent course of treatment. Figures in italics indicate the base number of FP17s or Patient Questionnaire responses are less than 100. N/A is shown where the base number of responses is less than 10 during the period. % is calculated as Quantity/Base number*100

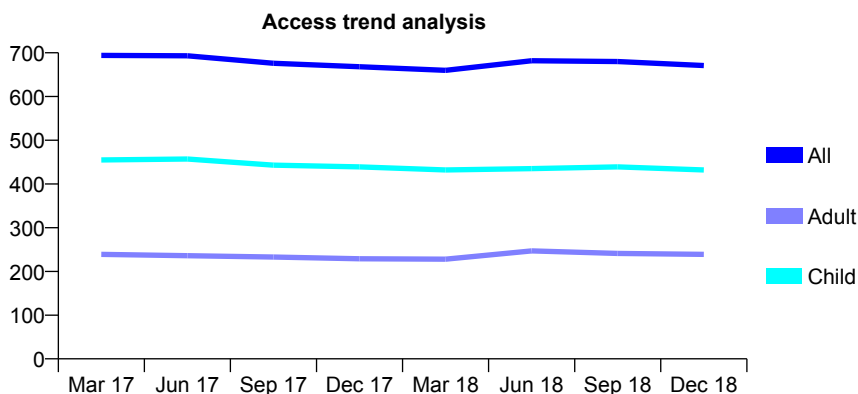
Q53 - Vital Signs At a Glance Contract Report for 250554/0001 - December 2018

Name or company name	MRS CJ PRINT
Contract type name	GDS Contract
Purpose of contract	General
Contract start date	01/04/2006
Contract end date	

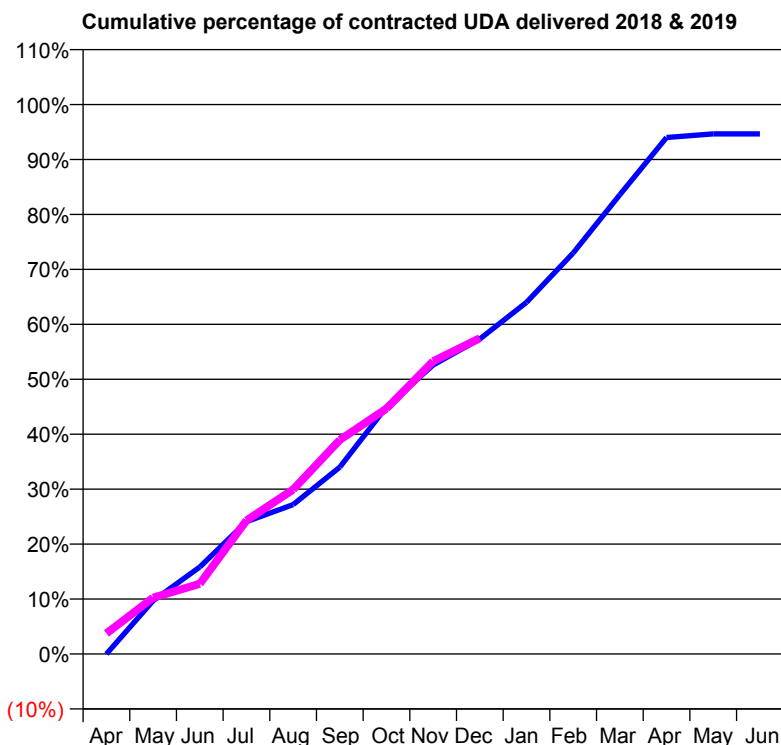
18/19 Contracted general activity (UDA)	1,790
Carry forward general activity (UDA)	0
18/19 Contracted orthodontic activity (UOA)	0
Carry forward orthodontic activity (UOA)	0
Baseline contract value	£41,528.39

ACCESS*

Patients seen in 24 months	Total	Change since previous quarter
Quarter ending December 2017	668	
Quarter ending March 2018	660	↓
Quarter ending June 2018	682	↑
Quarter ending September 2018	680	→
Quarter ending December 2018	671	↓
Variance since December 2017	0.4%	→



ACTIVITY



Month	Adjusted Scheduled Activity (UDA)	
	2018	2019
April	0	67
May	173	184
June	283	229
July	431	435
August	487	536
September	609	697
October	805	800
November	941	954
December	1,026	1,029
January	1,146	
February	1,306	
March	1,496	
April	1,682	
May	1,694	
June	1,694	

QUALITY

	Quantity	Base Number	Contract	AT	Region	England
% of FP17s for the same patient ID Re-attending within 3 months - Children	65	586	11.1%	9.4%	11.6%	11.8%
% of FP17s for the same patient ID Re-attending within 3 months - Adults	20	183	10.9%	12.6%	15.1%	15.6%
% of FP17s for the same patient ID Re-attending between 3 & 9 months - Children	389	586	66.4%	59.2%	59.9%	58.8%
% of FP17s for the same patient ID Re-attending between 3 & 9 months - Adults	99	183	54.1%	50.2%	52.0%	51.0%
% of FP17s for Band 1 Urgent Courses	9	688	1.3%	7.0%	8.0%	9.0%
% of FP17s Relating to Free Repair or Replacements	0	688	0.0%	0.8%	0.8%	0.8%
% of FP17s Relating to Continuations	2	688	0.3%	1.0%	0.9%	0.9%
% of Patients satisfied with the dentistry they have received	0	0	N/A	94.4%	93.6%	93.2%
% of Patients satisfied with the time they had to wait for an appointment	0	0	N/A	92.3%	88.6%	88.3%

* This is based on patients treated on this contract for their most recent course of treatment. Figures in italics indicate the base number of FP17s or Patient Questionnaire responses are less than 100. N/A is shown where the base number of responses is less than 10 during the period. % is calculated as Quantity/Base number*100

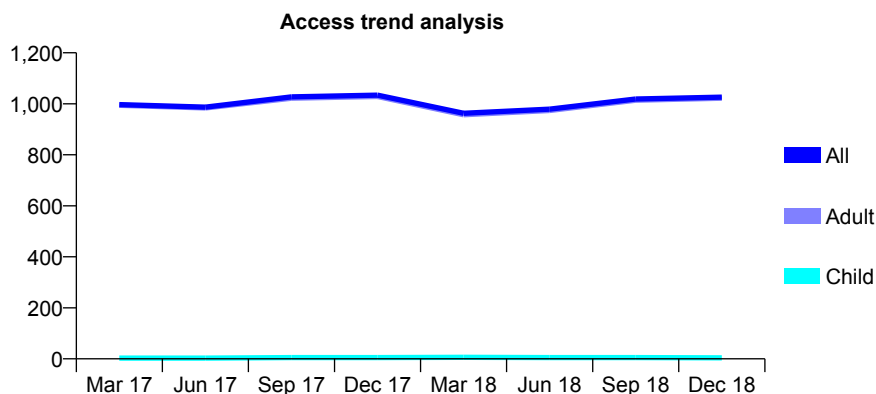
Q53 - Vital Signs At a Glance Contract Report for 250554/0002 - December 2018

Name or company name	MRS CJ PRINT
Contract type name	GDS Contract
Purpose of contract	General
Contract start date	01/06/2009
Contract end date	

18/19 Contracted general activity (UDA)	3,000
Carry forward general activity (UDA)	35
18/19 Contracted orthodontic activity (UOA)	0
Carry forward orthodontic activity (UOA)	0
Baseline contract value	£87,867.88

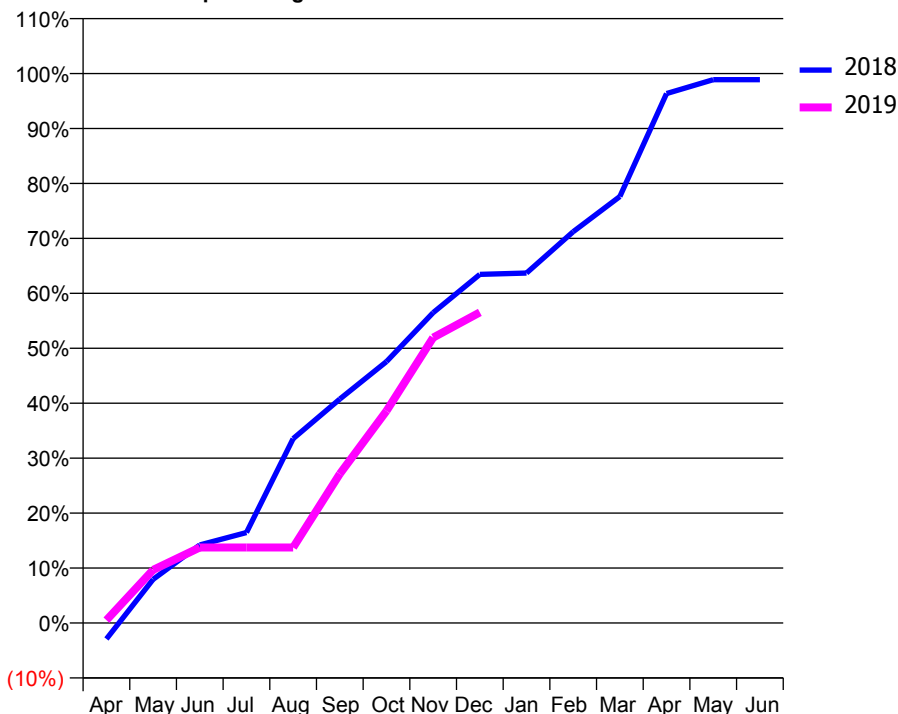
ACCESS*

Patients seen in 24 months	Total	Change since previous quarter
Quarter ending December 2017	1,034	
Quarter ending March 2018	963	↓
Quarter ending June 2018	979	→
Quarter ending September 2018	1,019	↑
Quarter ending December 2018	1,026	→
Variance since December 2017	(0.8%)	→



ACTIVITY

Cumulative percentage of contracted UDA delivered 2018 & 2019



QUALITY

	Quantity	Base Number	Contract	AT	Region	England
% of FP17s for the same patient ID Re-attending within 3 months - Children	0	0	N/A	9.4%	11.6%	11.8%
% of FP17s for the same patient ID Re-attending within 3 months - Adults	23	765	3.0%	12.6%	15.1%	15.6%
% of FP17s for the same patient ID Re-attending between 3 & 9 months - Children	0	0	N/A	59.2%	59.9%	58.8%
% of FP17s for the same patient ID Re-attending between 3 & 9 months - Adults	395	765	51.6%	50.2%	52.0%	51.0%
% of FP17s for Band 1 Urgent Courses	53	654	8.1%	7.0%	8.0%	9.0%
% of FP17s Relating to Free Repair or Replacements	0	654	0.0%	0.8%	0.8%	0.8%
% of FP17s Relating to Continuations	1	654	0.2%	1.0%	0.9%	0.9%
% of Patients satisfied with the dentistry they have received	0	0	N/A	94.4%	93.6%	93.2%
% of Patients satisfied with the time they had to wait for an appointment	0	0	N/A	92.3%	88.6%	88.3%

* This is based on patients treated on this contract for their most recent course of treatment. Figures in italics indicate the base number of FP17s or Patient Questionnaire responses are less than 100. N/A is shown where the base number of responses is less than 10 during the period. % is calculated as Quantity/Base number*100

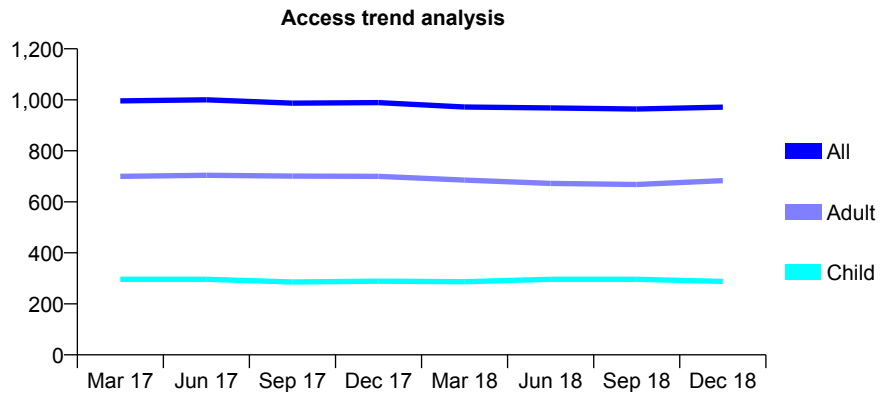
Q53 - Vital Signs At a Glance Contract Report for 254649/0001 - December 2018

Name or company name	MR MD JONES
Contract type name	GDS Contract
Purpose of contract	General
Contract start date	06/04/2009
Contract end date	

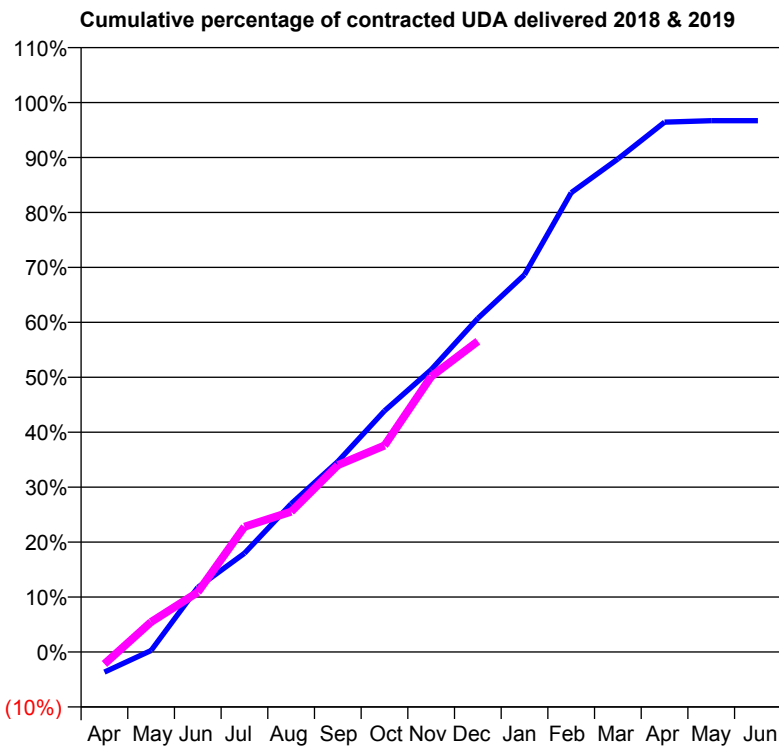
18/19 Contracted general activity (UDA)	3,000
Carry forward general activity (UDA)	99
18/19 Contracted orthodontic activity (UOA)	0
Carry forward orthodontic activity (UOA)	0
Baseline contract value	£82,894.23

ACCESS*

Patients seen in 24 months	Total	Change since previous quarter
Quarter ending December 2017	989	
Quarter ending March 2018	972	↓
Quarter ending June 2018	968	→
Quarter ending September 2018	964	→
Quarter ending December 2018	971	→
Variance since December 2017	(1.8%)	↓



ACTIVITY



Adjusted Scheduled Activity (UDA)		
Month	2018	2019
April	-110	-66
May	8	164
June	353	326
July	539	684
August	809	766
September	1,040	1,020
October	1,317	1,127
November	1,542	1,503
December	1,822	1,696
January	2,060	
February	2,507	
March	2,692	
April	2,893	
May	2,901	
June	2,901	

QUALITY

	Quantity	Base Number	Contract	AT	Region	England
% of FP17s for the same patient ID Re-attending within 3 months - Children	9	326	2.8%	9.4%	11.6%	11.8%
% of FP17s for the same patient ID Re-attending within 3 months - Adults	135	864	15.6%	12.6%	15.1%	15.6%
% of FP17s for the same patient ID Re-attending between 3 & 9 months - Children	236	326	72.4%	59.2%	59.9%	58.8%
% of FP17s for the same patient ID Re-attending between 3 & 9 months - Adults	566	864	65.5%	50.2%	52.0%	51.0%
% of FP17s for Band 1 Urgent Courses	13	1,090	1.2%	7.0%	8.0%	9.0%
% of FP17s Relating to Free Repair or Replacements	3	1,090	0.3%	0.8%	0.8%	0.8%
% of FP17s Relating to Continuations	45	1,090	4.1%	1.0%	0.9%	0.9%
% of Patients satisfied with the dentistry they have received	0	0	N/A	94.4%	93.6%	93.2%
% of Patients satisfied with the time they had to wait for an appointment	0	0	N/A	92.3%	88.6%	88.3%

* This is based on patients treated on this contract for their most recent course of treatment. Figures in italics indicate the base number of FP17s or Patient Questionnaire responses are less than 100. N/A is shown where the base number of responses is less than 10 during the period. % is calculated as Quantity/Base number*100

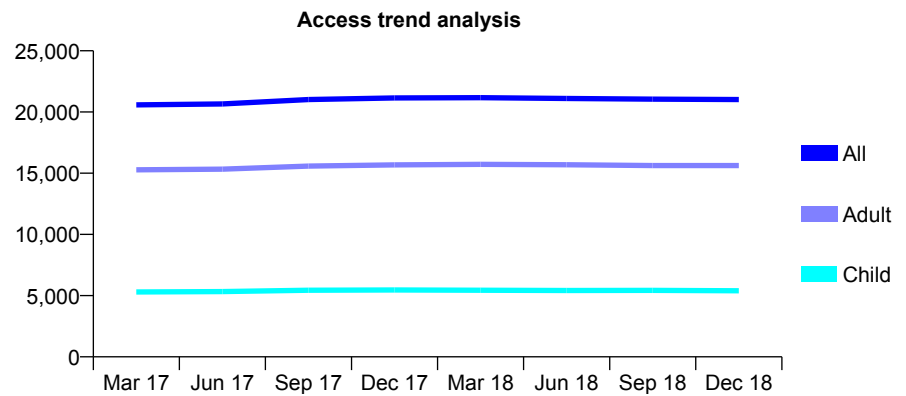
Q53 - Vital Signs At a Glance Contract Report for 256781/0001 - December 2018

Name or company name	MR AS DEOL
Contract type name	GDS Contract
Purpose of contract	General
Contract start date	01/04/2006
Contract end date	

18/19 Contracted general activity (UDA)	51,974
Carry forward general activity (UDA)	-1,003
18/19 Contracted orthodontic activity (UOA)	0
Carry forward orthodontic activity (UOA)	0
Baseline contract value	£1,473,313.56

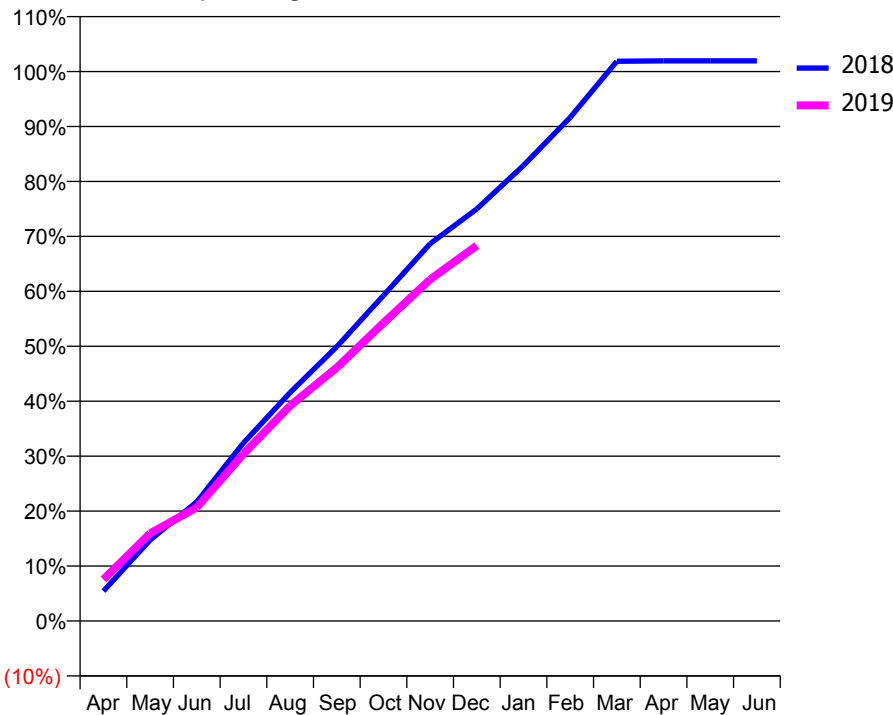
ACCESS*

Patients seen in 24 months	Total	Change since previous quarter
Quarter ending December 2017	21,149	
Quarter ending March 2018	21,173	→
Quarter ending June 2018	21,103	→
Quarter ending September 2018	21,056	→
Quarter ending December 2018	21,017	→
Variance since December 2017	(0.6%)	→



ACTIVITY

Cumulative percentage of contracted UDA delivered 2018 & 2019



Month	Adjusted Scheduled Activity (UDA)	
	2018	2019
April	2,829	3,926
May	7,656	8,296
June	11,275	10,736
July	16,844	15,815
August	21,611	20,367
September	25,952	23,965
October	30,792	28,200
November	35,686	32,302
December	38,979	35,512
January	43,087	
February	47,634	
March	52,943	
April	52,978	
May	52,977	
June	52,977	

QUALITY

	Quantity	Base Number	Contract	AT	Region	England
% of FP17s for the same patient ID Re-attending within 3 months - Children	241	5,059	4.8%	9.4%	11.6%	11.8%
% of FP17s for the same patient ID Re-attending within 3 months - Adults	854	13,543	6.3%	12.6%	15.1%	15.6%
% of FP17s for the same patient ID Re-attending between 3 & 9 months - Children	3,048	5,059	60.2%	59.2%	59.9%	58.8%
% of FP17s for the same patient ID Re-attending between 3 & 9 months - Adults	8,099	13,543	59.8%	50.2%	52.0%	51.0%
% of FP17s for Band 1 Urgent Courses	968	18,107	5.3%	7.0%	8.0%	9.0%
% of FP17s Relating to Free Repair or Replacements	52	18,107	0.3%	0.8%	0.8%	0.8%
% of FP17s Relating to Continuations	47	18,107	0.3%	1.0%	0.9%	0.9%
% of Patients satisfied with the dentistry they have received	7	7	N/A	94.4%	93.6%	93.2%
% of Patients satisfied with the time they had to wait for an appointment	7	7	N/A	92.3%	88.6%	88.3%

* This is based on patients treated on this contract for their most recent course of treatment. Figures in italics indicate the base number of FP17s or Patient Questionnaire responses are less than 100. N/A is shown where the base number of responses is less than 10 during the period. % is calculated as Quantity/Base number*100

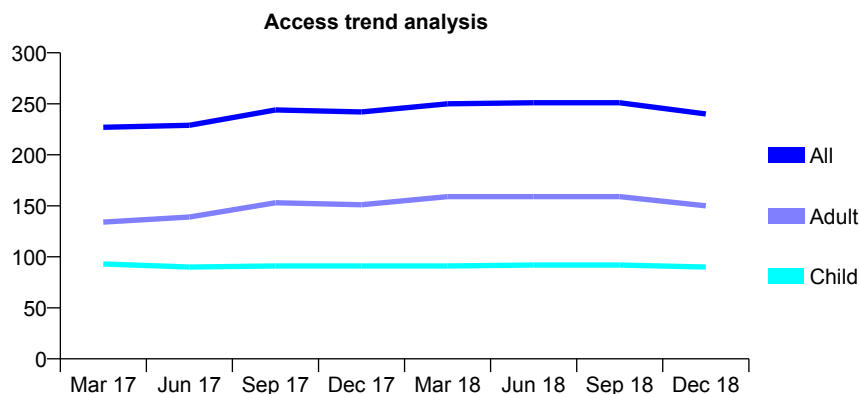
Q53 - Vital Signs At a Glance Contract Report for 261785/0002 - December 2018

Name or company name	MR P SABHARWAL
Contract type name	GDS Contract
Purpose of contract	General
Contract start date	01/05/2013
Contract end date	

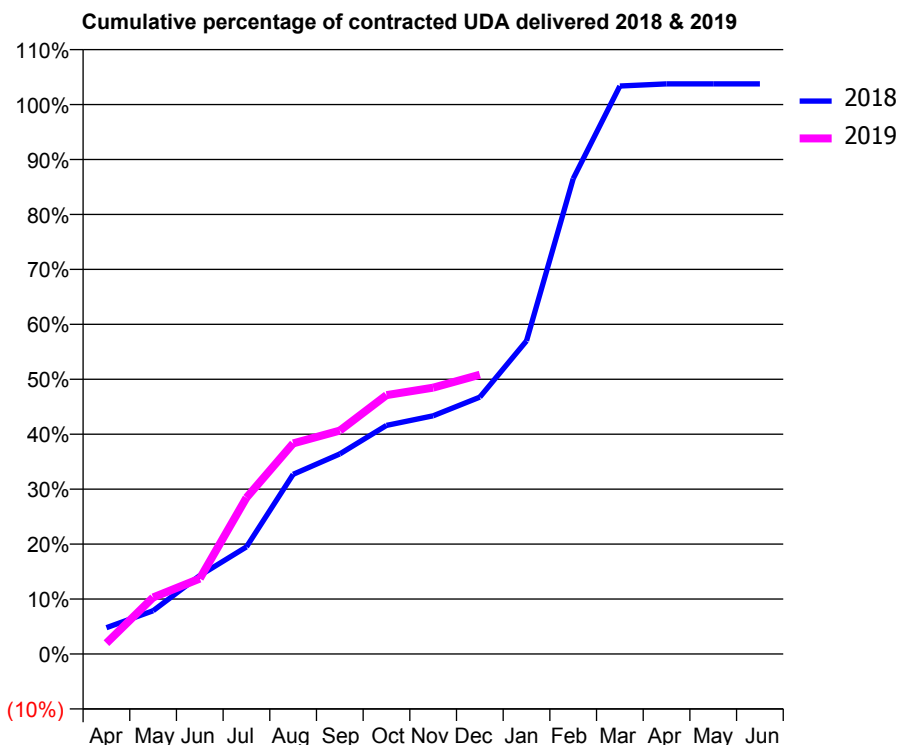
18/19 Contracted general activity (UDA)	812
Carry forward general activity (UDA)	-16
18/19 Contracted orthodontic activity (UOA)	0
Carry forward orthodontic activity (UOA)	0
Baseline contract value	£19,811.00

ACCESS*

Patients seen in 24 months	Total	Change since previous quarter
Quarter ending December 2017	242	
Quarter ending March 2018	250	↑
Quarter ending June 2018	251	→
Quarter ending September 2018	251	→
Quarter ending December 2018	240	↓
Variance since December 2017	(0.8%)	→



ACTIVITY



Month	Adjusted Scheduled Activity (UDA)	
	2018	2019
April	39	16
May	64	84
June	116	111
July	158	231
August	266	311
September	296	330
October	338	383
November	352	394
December	380	413
January	463	
February	702	
March	839	
April	842	
May	842	
June	842	

QUALITY

	Quantity	Base Number	Contract	AT	Region	England
% of FP17s for the same patient ID Re-attending within 3 months - Children	1	81	1.2%	9.4%	11.6%	11.8%
% of FP17s for the same patient ID Re-attending within 3 months - Adults	7	115	6.1%	12.6%	15.1%	15.6%
% of FP17s for the same patient ID Re-attending between 3 & 9 months - Children	44	81	54.3%	59.2%	59.9%	58.8%
% of FP17s for the same patient ID Re-attending between 3 & 9 months - Adults	68	115	59.1%	50.2%	52.0%	51.0%
% of FP17s for Band 1 Urgent Courses	14	194	7.2%	7.0%	8.0%	9.0%
% of FP17s Relating to Free Repair or Replacements	0	194	0.0%	0.8%	0.8%	0.8%
% of FP17s Relating to Continuations	0	194	0.0%	1.0%	0.9%	0.9%
% of Patients satisfied with the dentistry they have received	0	0	N/A	94.4%	93.6%	93.2%
% of Patients satisfied with the time they had to wait for an appointment	0	0	N/A	92.3%	88.6%	88.3%

* This is based on patients treated on this contract for their most recent course of treatment. Figures in italics indicate the base number of FP17s or Patient Questionnaire responses are less than 100. N/A is shown where the base number of responses is less than 10 during the period. % is calculated as Quantity/Base number*100

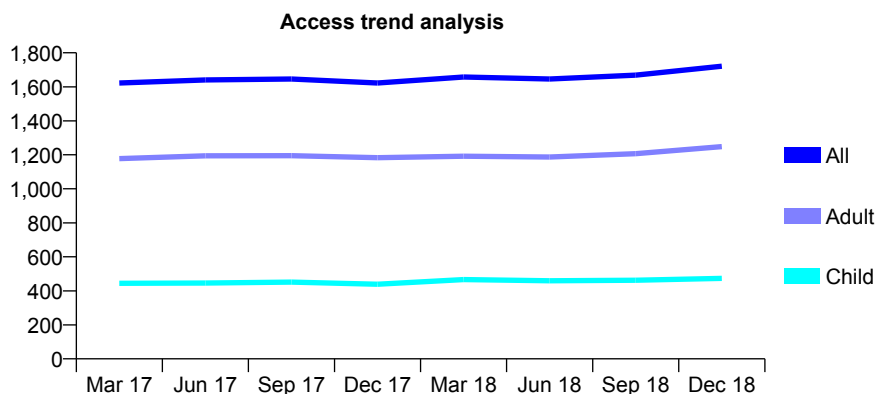
Q53 - Vital Signs At a Glance Contract Report for 262307/0001 - December 2018

Name or company name	MR PA MOYO
Contract type name	GDS Contract
Purpose of contract	General
Contract start date	01/08/2015
Contract end date	

18/19 Contracted general activity (UDA)	4,577
Carry forward general activity (UDA)	18
18/19 Contracted orthodontic activity (UOA)	0
Carry forward orthodontic activity (UOA)	0
Baseline contract value	£139,319.97

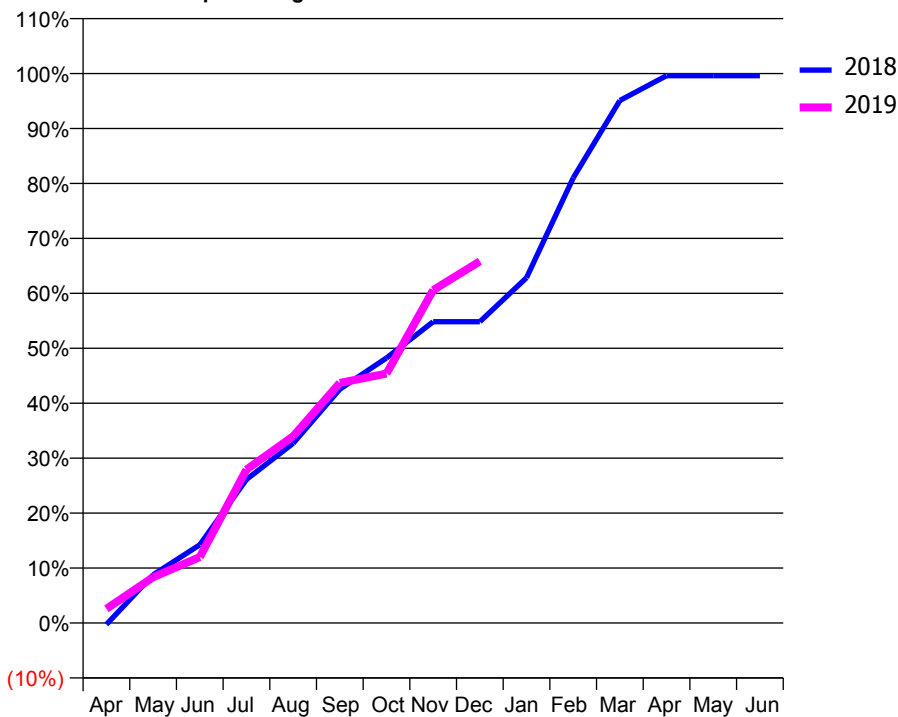
ACCESS*

Patients seen in 24 months	Total	Change since previous quarter
Quarter ending December 2017	1,622	
Quarter ending March 2018	1,658	↑
Quarter ending June 2018	1,646	→
Quarter ending September 2018	1,669	→
Quarter ending December 2018	1,721	↑
Variance since December 2017	6.1%	↑



ACTIVITY

Cumulative percentage of contracted UDA delivered 2018 & 2019



Month	Adjusted Scheduled Activity (UDA)	
	2018	2019
April	-13	118
May	402	381
June	651	549
July	1,196	1,278
August	1,496	1,556
September	1,948	2,000
October	2,208	2,077
November	2,510	2,773
December	2,510	3,013
January	2,876	
February	3,707	
March	4,352	
April	4,558	
May	4,558	
June	4,558	

QUALITY

	Quantity	Base Number	Contract	AT	Region	England
% of FP17s for the same patient ID Re-attending within 3 months - Children	31	486	6.4%	9.4%	11.6%	11.8%
% of FP17s for the same patient ID Re-attending within 3 months - Adults	127	1,221	10.4%	12.6%	15.1%	15.6%
% of FP17s for the same patient ID Re-attending between 3 & 9 months - Children	283	486	58.2%	59.2%	59.9%	58.8%
% of FP17s for the same patient ID Re-attending between 3 & 9 months - Adults	696	1,221	57.0%	50.2%	52.0%	51.0%
% of FP17s for Band 1 Urgent Courses	53	1,605	3.3%	7.0%	8.0%	9.0%
% of FP17s Relating to Free Repair or Replacements	7	1,605	0.4%	0.8%	0.8%	0.8%
% of FP17s Relating to Continuations	32	1,605	2.0%	1.0%	0.9%	0.9%
% of Patients satisfied with the dentistry they have received	1	1	N/A	94.4%	93.6%	93.2%
% of Patients satisfied with the time they had to wait for an appointment	1	1	N/A	92.3%	88.6%	88.3%

* This is based on patients treated on this contract for their most recent course of treatment. Figures in italics indicate the base number of FP17s or Patient Questionnaire responses are less than 100. N/A is shown where the base number of responses is less than 10 during the period. % is calculated as Quantity/Base number*100

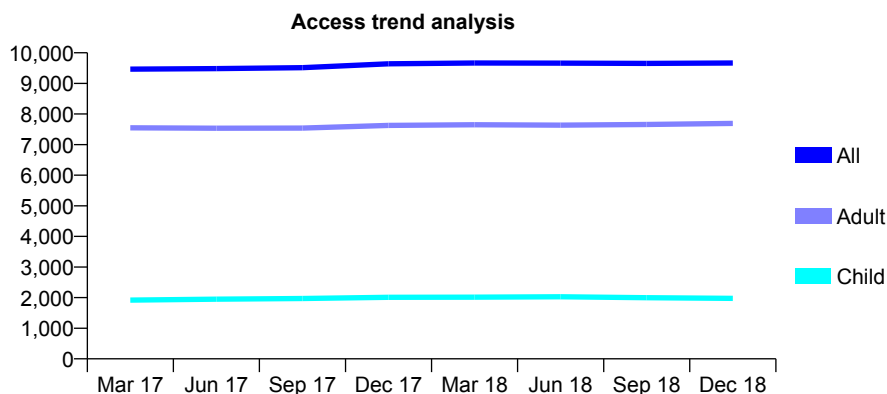
Q53 - Vital Signs At a Glance Contract Report for 262919/0001 - December 2018

Name or company name	Prestige Dental Care
Contract type name	GDS Contract
Purpose of contract	General
Contract start date	01/04/2006
Contract end date	

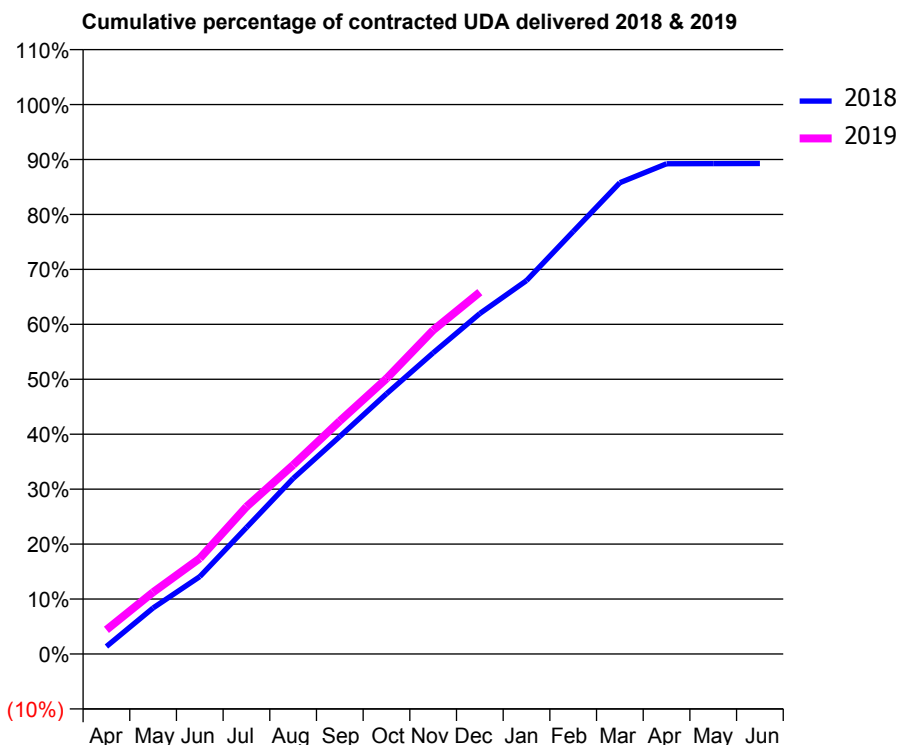
18/19 Contracted general activity (UDA)	37,353
Carry forward general activity (UDA)	0
18/19 Contracted orthodontic activity (UOA)	0
Carry forward orthodontic activity (UOA)	0
Baseline contract value	£959,181.11

ACCESS*

Patients seen in 24 months	Total	Change since previous quarter
Quarter ending December 2017	9,639	
Quarter ending March 2018	9,665	→
Quarter ending June 2018	9,664	→
Quarter ending September 2018	9,654	→
Quarter ending December 2018	9,668	→
Variance since December 2017	0.3%	→



ACTIVITY



Month	Adjusted Scheduled Activity (UDA)	
	2018	2019
April	511	1,644
May	3,129	4,199
June	5,259	6,503
July	8,599	10,009
August	11,933	12,845
September	14,792	15,841
October	17,690	18,727
November	20,468	22,015
December	23,144	24,595
January	25,382	
February	28,725	
March	32,042	
April	33,327	
May	33,335	
June	33,347	

QUALITY

	Quantity	Base Number	Contract	AT	Region	England
% of FP17s for the same patient ID Re-attending within 3 months - Children	163	2,328	7.0%	9.4%	11.6%	11.8%
% of FP17s for the same patient ID Re-attending within 3 months - Adults	1,549	9,510	16.3%	12.6%	15.1%	15.6%
% of FP17s for the same patient ID Re-attending between 3 & 9 months - Children	1,529	2,328	65.7%	59.2%	59.9%	58.8%
% of FP17s for the same patient ID Re-attending between 3 & 9 months - Adults	6,178	9,510	65.0%	50.2%	52.0%	51.0%
% of FP17s for Band 1 Urgent Courses	465	11,295	4.1%	7.0%	8.0%	9.0%
% of FP17s Relating to Free Repair or Replacements	223	11,295	2.0%	0.8%	0.8%	0.8%
% of FP17s Relating to Continuations	317	11,295	2.8%	1.0%	0.9%	0.9%
% of Patients satisfied with the dentistry they have received	9	9	N/A	94.4%	93.6%	93.2%
% of Patients satisfied with the time they had to wait for an appointment	9	9	N/A	92.3%	88.6%	88.3%

* This is based on patients treated on this contract for their most recent course of treatment. Figures in italics indicate the base number of FP17s or Patient Questionnaire responses are less than 100. N/A is shown where the base number of responses is less than 10 during the period. % is calculated as Quantity/Base number*100

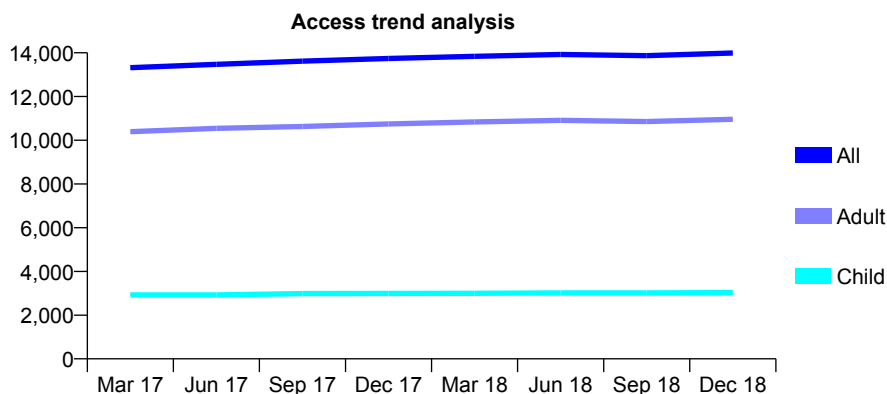
Q53 - Vital Signs At a Glance Contract Report for 269654/0001 - December 2018

Name or company name	MR H SANGHERA
Contract type name	GDS Contract
Purpose of contract	General
Contract start date	01/04/2006
Contract end date	

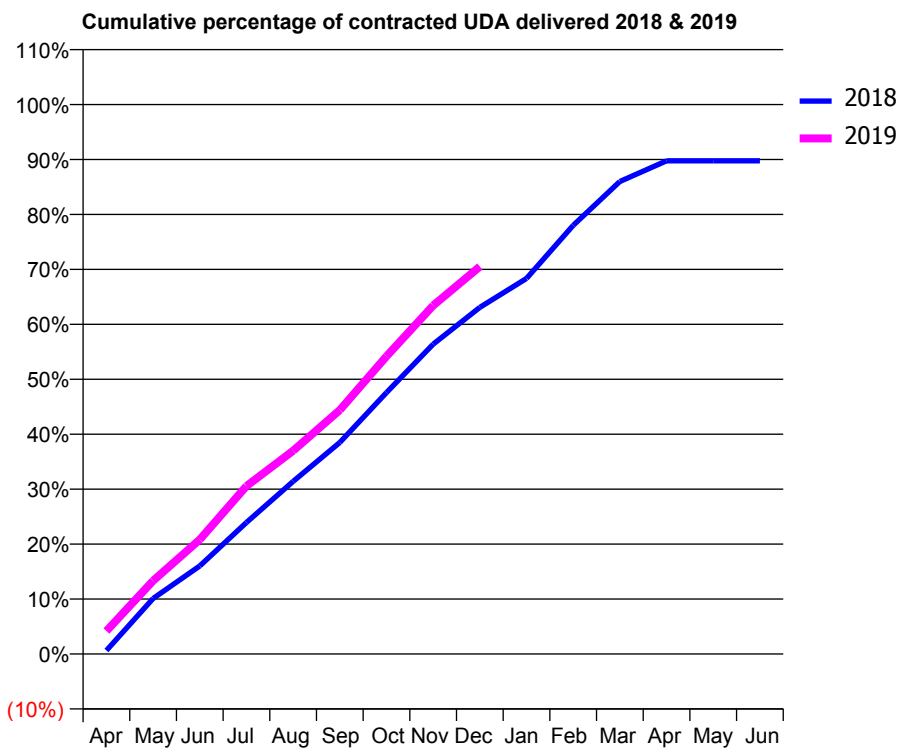
18/19 Contracted general activity (UDA)	36,773
Carry forward general activity (UDA)	0
18/19 Contracted orthodontic activity (UOA)	0
Carry forward orthodontic activity (UOA)	0
Baseline contract value	£1,049,245.64

ACCESS*

Patients seen in 24 months	Total	Change since previous quarter
Quarter ending December 2017	13,738	
Quarter ending March 2018	13,840	→
Quarter ending June 2018	13,925	→
Quarter ending September 2018	13,870	→
Quarter ending December 2018	13,992	→
Variance since December 2017	1.8%	→



ACTIVITY



Month	Adjusted Scheduled Activity (UDA)	
	2018	2019
April	238	1,543
May	3,714	4,902
June	5,897	7,664
July	8,800	11,243
August	11,553	13,600
September	14,159	16,328
October	17,495	19,919
November	20,738	23,321
December	23,200	25,928
January	25,129	
February	28,684	
March	31,618	
April	33,001	
May	33,001	
June	33,001	

QUALITY

	Quantity	Base Number	Contract	AT	Region	England
% of FP17s for the same patient ID Re-attending within 3 months - Children	132	2,683	4.9%	9.4%	11.6%	11.8%
% of FP17s for the same patient ID Re-attending within 3 months - Adults	672	8,364	8.0%	12.6%	15.1%	15.6%
% of FP17s for the same patient ID Re-attending between 3 & 9 months - Children	920	2,683	34.3%	59.2%	59.9%	58.8%
% of FP17s for the same patient ID Re-attending between 3 & 9 months - Adults	1,902	8,364	22.7%	50.2%	52.0%	51.0%
% of FP17s for Band 1 Urgent Courses	164	10,566	1.6%	7.0%	8.0%	9.0%
% of FP17s Relating to Free Repair or Replacements	97	10,566	0.9%	0.8%	0.8%	0.8%
% of FP17s Relating to Continuations	235	10,566	2.2%	1.0%	0.9%	0.9%
% of Patients satisfied with the dentistry they have received	10	10	100.0%	94.4%	93.6%	93.2%
% of Patients satisfied with the time they had to wait for an appointment	10	10	100.0%	92.3%	88.6%	88.3%

* This is based on patients treated on this contract for their most recent course of treatment. Figures in italics indicate the base number of FP17s or Patient Questionnaire responses are less than 100. N/A is shown where the base number of responses is less than 10 during the period. % is calculated as Quantity/Base number*100

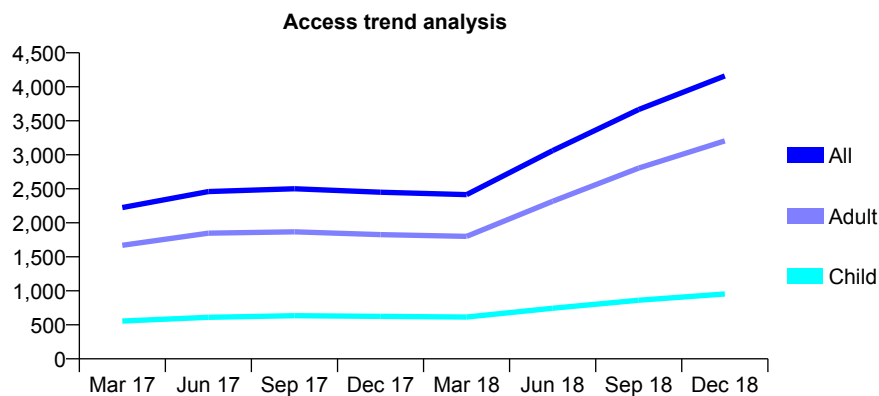
Q53 - Vital Signs At a Glance Contract Report for 273600/0003 - December 2018

Name or company name	MISS H ANJAM
Contract type name	GDS Contract
Purpose of contract	General
Contract start date	01/04/2007
Contract end date	

18/19 Contracted general activity (UDA)	13,216
Carry forward general activity (UDA)	232
18/19 Contracted orthodontic activity (UOA)	0
Carry forward orthodontic activity (UOA)	0
Baseline contract value	£303,286.86

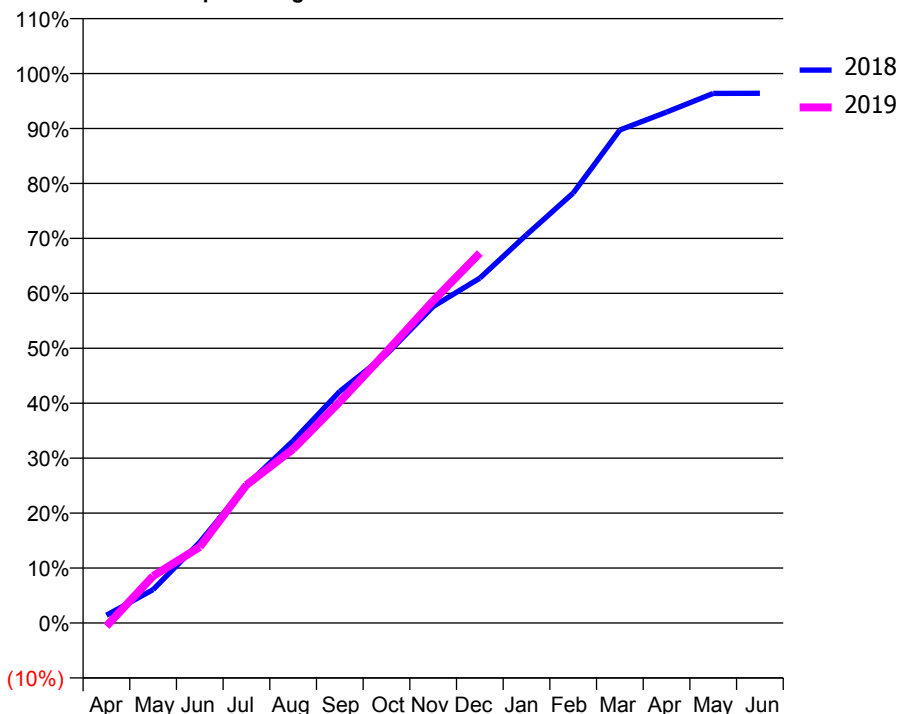
ACCESS*

Patients seen in 24 months	Total	Change since previous quarter
Quarter ending December 2017	2,450	
Quarter ending March 2018	2,414	↓
Quarter ending June 2018	3,062	↑
Quarter ending September 2018	3,666	↑
Quarter ending December 2018	4,159	↑
Variance since December 2017	69.8%	↑



ACTIVITY

Cumulative percentage of contracted UDA delivered 2018 & 2019



Month	Adjusted Scheduled Activity (UDA)	
	2018	2019
April	91	-78
May	391	1,130
June	946	1,830
July	1,614	3,321
August	2,133	4,184
September	2,713	5,322
October	3,145	6,522
November	3,706	7,749
December	4,039	8,898
January	4,545	
February	5,035	
March	5,773	
April	5,982	
May	6,201	
June	6,202	

QUALITY

	Quantity	Base Number	Contract	AT	Region	England
% of FP17s for the same patient ID Re-attending within 3 months - Children	38	960	4.0%	9.4%	11.6%	11.8%
% of FP17s for the same patient ID Re-attending within 3 months - Adults	413	3,662	11.3%	12.6%	15.1%	15.6%
% of FP17s for the same patient ID Re-attending between 3 & 9 months - Children	275	960	28.6%	59.2%	59.9%	58.8%
% of FP17s for the same patient ID Re-attending between 3 & 9 months - Adults	1,080	3,662	29.5%	50.2%	52.0%	51.0%
% of FP17s for Band 1 Urgent Courses	533	4,436	12.0%	7.0%	8.0%	9.0%
% of FP17s Relating to Free Repair or Replacements	46	4,436	1.0%	0.8%	0.8%	0.8%
% of FP17s Relating to Continuations	53	4,436	1.2%	1.0%	0.9%	0.9%
% of Patients satisfied with the dentistry they have received	1	1	N/A	94.4%	93.6%	93.2%
% of Patients satisfied with the time they had to wait for an appointment	1	1	N/A	92.3%	88.6%	88.3%

* This is based on patients treated on this contract for their most recent course of treatment. Figures in italics indicate the base number of FP17s or Patient Questionnaire responses are less than 100. N/A is shown where the base number of responses is less than 10 during the period. % is calculated as Quantity/Base number*100

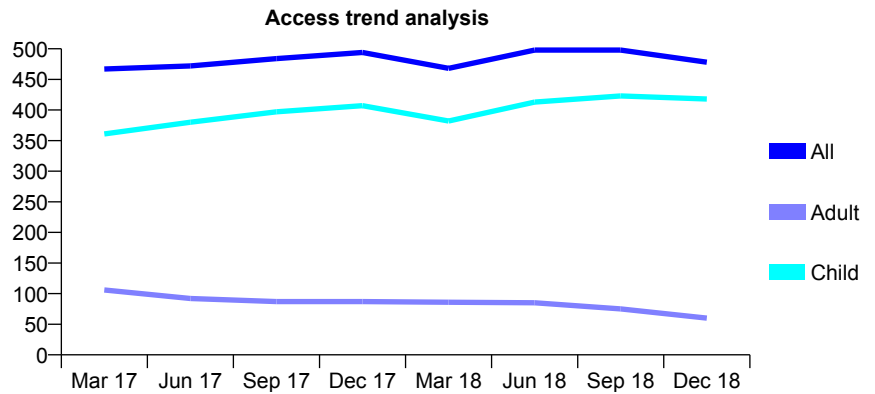
Q53 - Vital Signs At a Glance Contract Report for 296163/0001 - December 2018

Name or company name	MR S DHANDA
Contract type name	GDS Contract
Purpose of contract	General
Contract start date	01/01/2015
Contract end date	

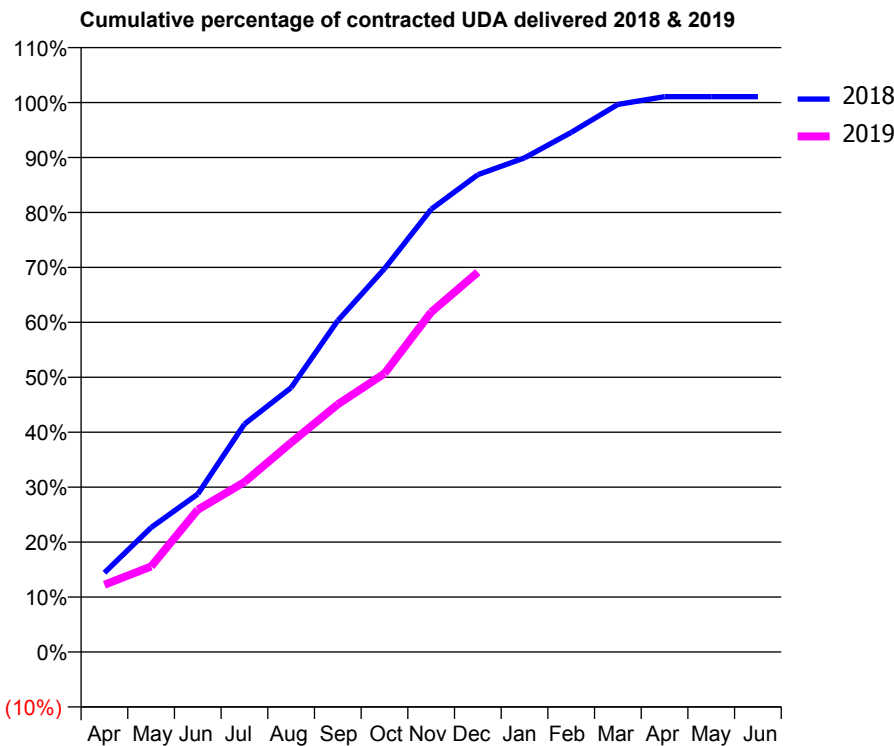
18/19 Contracted general activity (UDA)	1,021
Carry forward general activity (UDA)	-10
18/19 Contracted orthodontic activity (UOA)	0
Carry forward orthodontic activity (UOA)	0
Baseline contract value	£24,111.22

ACCESS*

Patients seen in 24 months	Total	Change since previous quarter
Quarter ending December 2017	494	
Quarter ending March 2018	468	↓
Quarter ending June 2018	498	↑
Quarter ending September 2018	498	→
Quarter ending December 2018	478	↓
Variance since December 2017	(3.2%)	↓



ACTIVITY



Month	Adjusted Scheduled Activity (UDA)	
	2018	2019
April	147	125
May	231	159
June	294	264
July	424	316
August	491	389
September	616	460
October	712	517
November	823	631
December	887	706
January	918	
February	965	
March	1,017	
April	1,032	
May	1,032	
June	1,032	

QUALITY

	Quantity	Base Number	Contract	AT	Region	England
% of FP17s for the same patient ID Re-attending within 3 months - Children	26	539	4.8%	9.4%	11.6%	11.8%
% of FP17s for the same patient ID Re-attending within 3 months - Adults	2	39	5.1%	12.6%	15.1%	15.6%
% of FP17s for the same patient ID Re-attending between 3 & 9 months - Children	360	539	66.8%	59.2%	59.9%	58.8%
% of FP17s for the same patient ID Re-attending between 3 & 9 months - Adults	27	39	69.2%	50.2%	52.0%	51.0%
% of FP17s for Band 1 Urgent Courses	14	564	2.5%	7.0%	8.0%	9.0%
% of FP17s Relating to Free Repair or Replacements	0	564	0.0%	0.8%	0.8%	0.8%
% of FP17s Relating to Continuations	0	564	0.0%	1.0%	0.9%	0.9%
% of Patients satisfied with the dentistry they have received	1	1	N/A	94.4%	93.6%	93.2%
% of Patients satisfied with the time they had to wait for an appointment	1	1	N/A	92.3%	88.6%	88.3%

* This is based on patients treated on this contract for their most recent course of treatment. Figures in italics indicate the base number of FP17s or Patient Questionnaire responses are less than 100. N/A is shown where the base number of responses is less than 10 during the period. % is calculated as Quantity/Base number*100

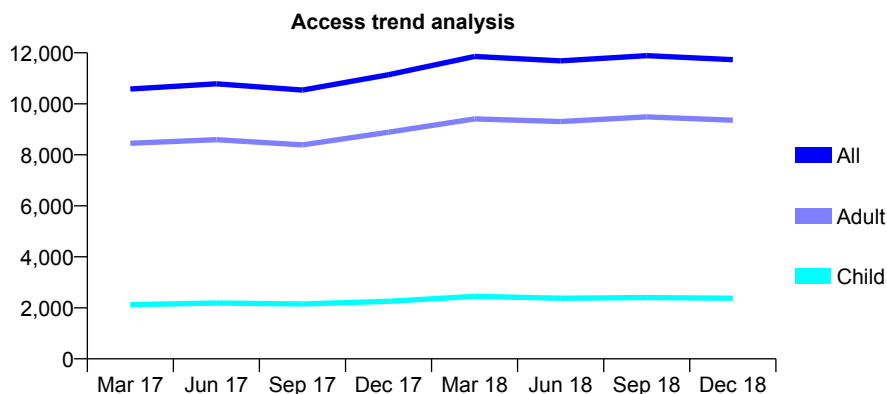
Q53 - Vital Signs At a Glance Contract Report for 309699/0001 - December 2018

Name or company name	MR DJ LANGMAN
Contract type name	GDS Contract
Purpose of contract	General
Contract start date	01/04/2006
Contract end date	

18/19 Contracted general activity (UDA)	29,745
Carry forward general activity (UDA)	251
18/19 Contracted orthodontic activity (UOA)	0
Carry forward orthodontic activity (UOA)	0
Baseline contract value	£973,729.47

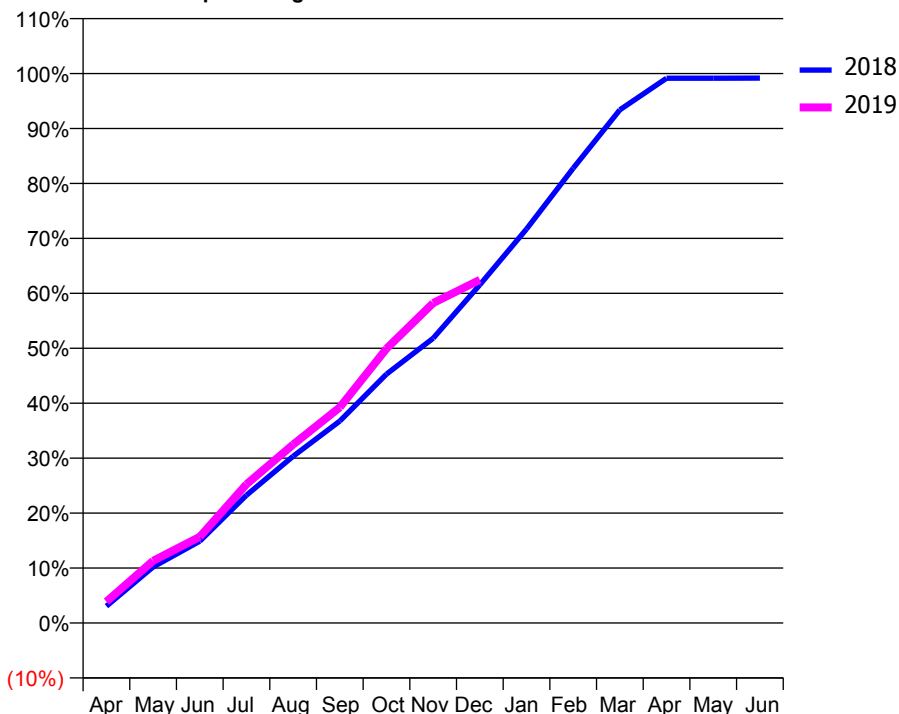
ACCESS*

Patients seen in 24 months	Total	Change since previous quarter
Quarter ending December 2017	11,138	
Quarter ending March 2018	11,858	↑
Quarter ending June 2018	11,683	↓
Quarter ending September 2018	11,888	→
Quarter ending December 2018	11,733	↓
Variance since December 2017	5.3%	↑



ACTIVITY

Cumulative percentage of contracted UDA delivered 2018 & 2019



Month	Adjusted Scheduled Activity (UDA)	
	2018	2019
April	912	1,155
May	3,038	3,366
June	4,427	4,668
July	6,918	7,509
August	9,023	9,662
September	10,933	11,676
October	13,471	14,855
November	15,414	17,317
December	18,311	18,579
January	21,328	
February	24,615	
March	27,783	
April	29,492	
May	29,492	
June	29,494	

QUALITY

	Quantity	Base Number	Contract	AT	Region	England
% of FP17s for the same patient ID Re-attending within 3 months - Children	171	2,627	6.5%	9.4%	11.6%	11.8%
% of FP17s for the same patient ID Re-attending within 3 months - Adults	1,220	8,905	13.7%	12.6%	15.1%	15.6%
% of FP17s for the same patient ID Re-attending between 3 & 9 months - Children	1,665	2,627	63.4%	59.2%	59.9%	58.8%
% of FP17s for the same patient ID Re-attending between 3 & 9 months - Adults	3,534	8,905	39.7%	50.2%	52.0%	51.0%
% of FP17s for Band 1 Urgent Courses	631	10,594	6.0%	7.0%	8.0%	9.0%
% of FP17s Relating to Free Repair or Replacements	95	10,594	0.9%	0.8%	0.8%	0.8%
% of FP17s Relating to Continuations	100	10,594	0.9%	1.0%	0.9%	0.9%
% of Patients satisfied with the dentistry they have received	7	7	N/A	94.4%	93.6%	93.2%
% of Patients satisfied with the time they had to wait for an appointment	7	7	N/A	92.3%	88.6%	88.3%

* This is based on patients treated on this contract for their most recent course of treatment. Figures in italics indicate the base number of FP17s or Patient Questionnaire responses are less than 100. N/A is shown where the base number of responses is less than 10 during the period. % is calculated as Quantity/Base number*100

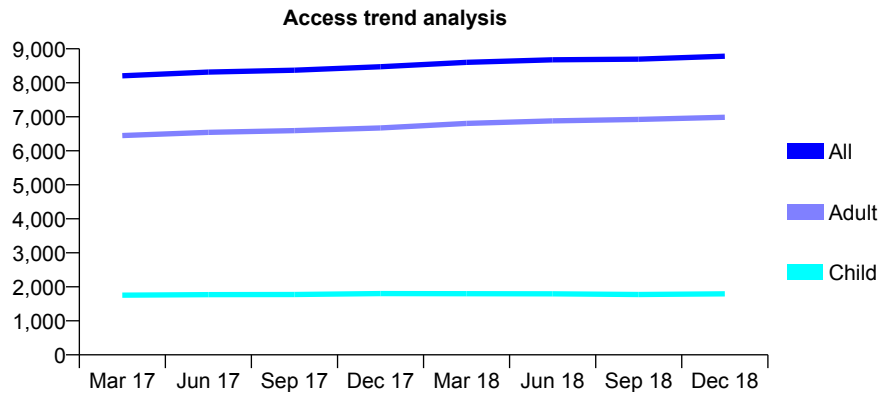
Q53 - Vital Signs At a Glance Contract Report for 309699/0002 - December 2018

Name or company name	MR DJ LANGMAN
Contract type name	GDS Contract
Purpose of contract	General
Contract start date	01/04/2006
Contract end date	

18/19 Contracted general activity (UDA)	22,500
Carry forward general activity (UDA)	500
18/19 Contracted orthodontic activity (UOA)	0
Carry forward orthodontic activity (UOA)	0
Baseline contract value	£736,557.84

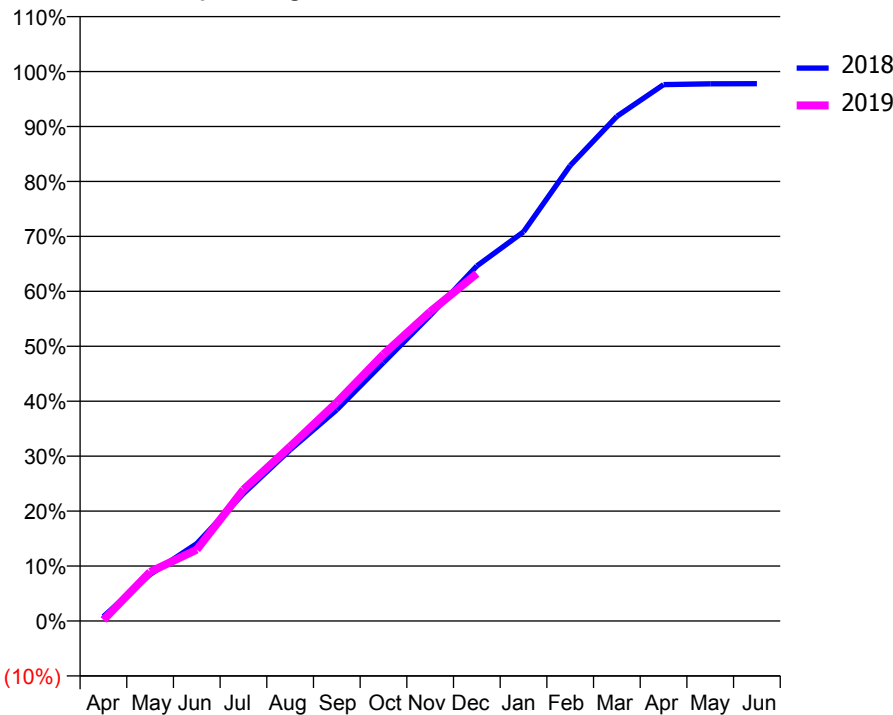
ACCESS*

Patients seen in 24 months	Total	Change since previous quarter
Quarter ending December 2017	8,471	
Quarter ending March 2018	8,602	→
Quarter ending June 2018	8,677	→
Quarter ending September 2018	8,696	→
Quarter ending December 2018	8,781	→
Variance since December 2017	3.7%	↑



ACTIVITY

Cumulative percentage of contracted UDA delivered 2018 & 2019



Month	Adjusted Scheduled Activity (UDA)	
	2018	2019
April	182	47
May	1,906	2,013
June	3,168	2,923
July	5,219	5,380
August	7,007	7,146
September	8,652	8,953
October	10,585	10,925
November	12,512	12,662
December	14,535	14,225
January	15,933	
February	18,651	
March	20,663	
April	21,961	
May	21,997	
June	22,000	

QUALITY

	Quantity	Base Number	Contract	AT	Region	England
% of FP17s for the same patient ID Re-attending within 3 months - Children	152	2,101	7.2%	9.4%	11.6%	11.8%
% of FP17s for the same patient ID Re-attending within 3 months - Adults	1,050	7,462	14.1%	12.6%	15.1%	15.6%
% of FP17s for the same patient ID Re-attending between 3 & 9 months - Children	1,447	2,101	68.9%	59.2%	59.9%	58.8%
% of FP17s for the same patient ID Re-attending between 3 & 9 months - Adults	3,994	7,462	53.5%	50.2%	52.0%	51.0%
% of FP17s for Band 1 Urgent Courses	486	8,839	5.5%	7.0%	8.0%	9.0%
% of FP17s Relating to Free Repair or Replacements	115	8,839	1.3%	0.8%	0.8%	0.8%
% of FP17s Relating to Continuations	108	8,839	1.2%	1.0%	0.9%	0.9%
% of Patients satisfied with the dentistry they have received	10	10	100.0%	94.4%	93.6%	93.2%
% of Patients satisfied with the time they had to wait for an appointment	9	10	90.0%	92.3%	88.6%	88.3%

* This is based on patients treated on this contract for their most recent course of treatment. Figures in italics indicate the base number of FP17s or Patient Questionnaire responses are less than 100. N/A is shown where the base number of responses is less than 10 during the period. % is calculated as Quantity/Base number*100

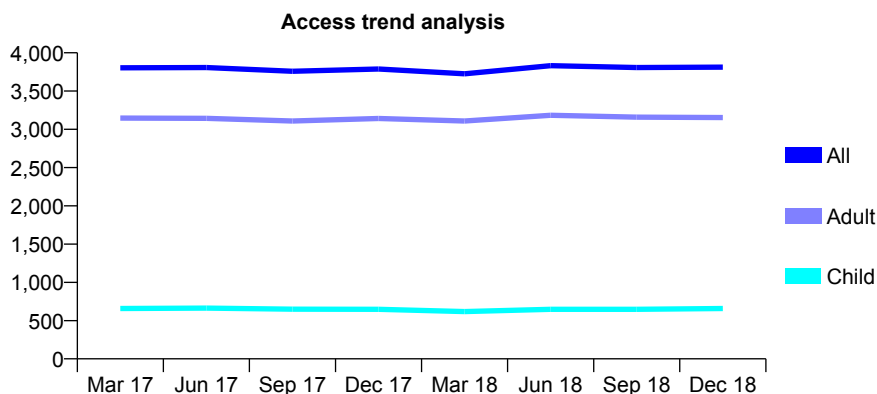
Q53 - Vital Signs At a Glance Contract Report for 324531/0001 - December 2018

Name or company name	MISS AH DAVEY
Contract type name	GDS Contract
Purpose of contract	General
Contract start date	01/04/2006
Contract end date	

18/19 Contracted general activity (UDA)	10,389
Carry forward general activity (UDA)	0
18/19 Contracted orthodontic activity (UOA)	0
Carry forward orthodontic activity (UOA)	0
Baseline contract value	£229,022.17

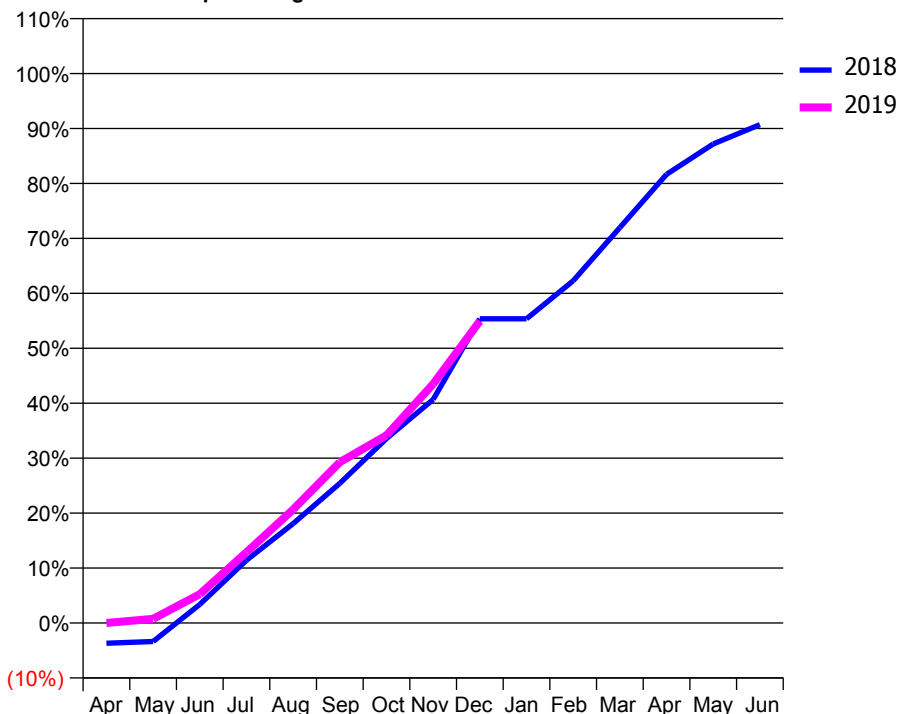
ACCESS*

Patients seen in 24 months	Total	Change since previous quarter
Quarter ending December 2017	3,788	
Quarter ending March 2018	3,726	↓
Quarter ending June 2018	3,831	↑
Quarter ending September 2018	3,807	→
Quarter ending December 2018	3,812	→
Variance since December 2017	0.6%	→



ACTIVITY

Cumulative percentage of contracted UDA delivered 2018 & 2019



Adjusted Scheduled Activity (UDA)		
Month	2018	2019
April	-384	0
May	-353	80
June	351	545
July	1,185	1,336
August	1,879	2,147
September	2,641	3,043
October	3,487	3,547
November	4,228	4,520
December	5,752	5,708
January	5,752	
February	6,472	
March	7,475	
April	8,481	
May	9,058	
June	9,422	

QUALITY

	Quantity	Base Number	Contract	AT	Region	England
% of FP17s for the same patient ID Re-attending within 3 months - Children	65	911	7.1%	9.4%	11.6%	11.8%
% of FP17s for the same patient ID Re-attending within 3 months - Adults	413	3,398	12.2%	12.6%	15.1%	15.6%
% of FP17s for the same patient ID Re-attending between 3 & 9 months - Children	513	911	56.3%	59.2%	59.9%	58.8%
% of FP17s for the same patient ID Re-attending between 3 & 9 months - Adults	1,300	3,398	38.3%	50.2%	52.0%	51.0%
% of FP17s for Band 1 Urgent Courses	225	3,320	6.8%	7.0%	8.0%	9.0%
% of FP17s Relating to Free Repair or Replacements	35	3,320	1.1%	0.8%	0.8%	0.8%
% of FP17s Relating to Continuations	32	3,320	1.0%	1.0%	0.9%	0.9%
% of Patients satisfied with the dentistry they have received	5	5	N/A	94.4%	93.6%	93.2%
% of Patients satisfied with the time they had to wait for an appointment	4	5	N/A	92.3%	88.6%	88.3%

* This is based on patients treated on this contract for their most recent course of treatment. Figures in italics indicate the base number of FP17s or Patient Questionnaire responses are less than 100. N/A is shown where the base number of responses is less than 10 during the period. % is calculated as Quantity/Base number*100

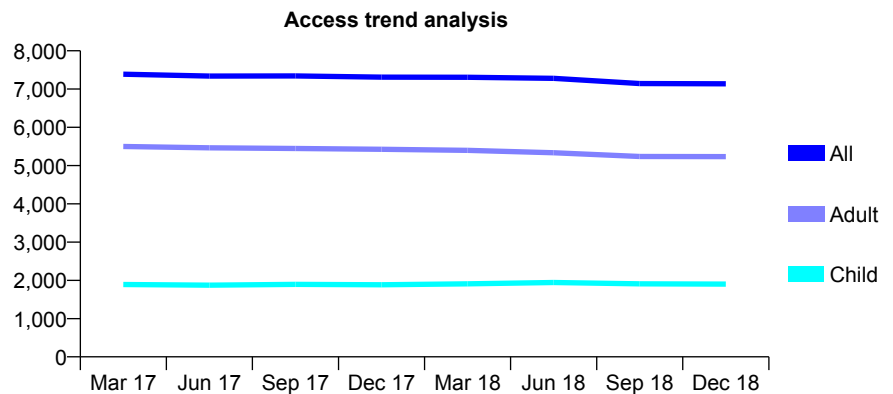
Q53 - Vital Signs At a Glance Contract Report for 325708/0006 - December 2018

Name or company name	Balbir S Bhandal, Amrik S Bhandal & Baljit
Contract type name	GDS Contract
Purpose of contract	General and Orthodontic
Contract start date	01/04/2006
Contract end date	

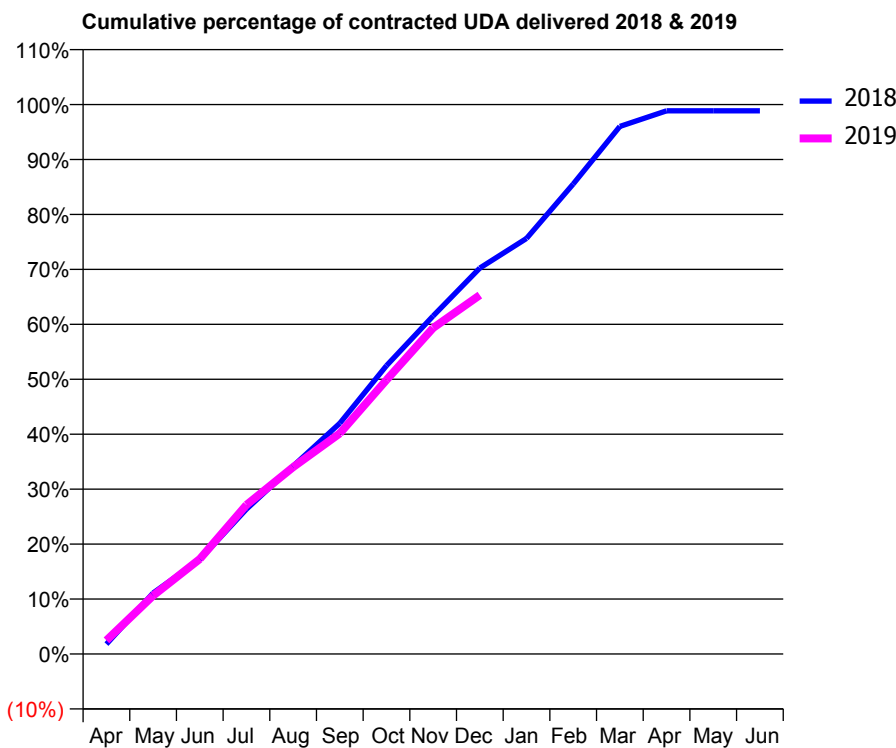
18/19 Contracted general activity (UDA)	23,158
Carry forward general activity (UDA)	264
18/19 Contracted orthodontic activity (UOA)	203
Carry forward orthodontic activity (UOA)	8
Baseline contract value	£564,747.65

ACCESS*

Patients seen in 24 months	Total	Change since previous quarter
Quarter ending December 2017	7,310	
Quarter ending March 2018	7,308	→
Quarter ending June 2018	7,280	→
Quarter ending September 2018	7,145	↓
Quarter ending December 2018	7,136	→
Variance since December 2017	(2.4%)	↓



ACTIVITY



Month	Adjusted Scheduled Activity (UDA)	
	2018	2019
April	421	576
May	2,570	2,456
June	3,983	4,006
July	6,108	6,286
August	7,922	7,877
September	9,726	9,297
October	12,151	11,550
November	14,251	13,743
December	16,265	15,124
January	17,515	
February	19,808	
March	22,236	
April	22,891	
May	22,891	
June	22,894	

QUALITY

	Quantity	Base Number	Contract	AT	Region	England
% of FP17s for the same patient ID Re-attending within 3 months - Children	110	1,934	5.7%	9.4%	11.6%	11.8%
% of FP17s for the same patient ID Re-attending within 3 months - Adults	736	5,598	13.1%	12.6%	15.1%	15.6%
% of FP17s for the same patient ID Re-attending between 3 & 9 months - Children	1,153	1,934	59.6%	59.2%	59.9%	58.8%
% of FP17s for the same patient ID Re-attending between 3 & 9 months - Adults	3,254	5,598	58.1%	50.2%	52.0%	51.0%
% of FP17s for Band 1 Urgent Courses	451	7,260	6.2%	7.0%	8.0%	9.0%
% of FP17s Relating to Free Repair or Replacements	88	7,260	1.2%	0.8%	0.8%	0.8%
% of FP17s Relating to Continuations	60	7,260	0.8%	1.0%	0.9%	0.9%
% of Patients satisfied with the dentistry they have received	6	6	N/A	94.4%	93.6%	93.2%
% of Patients satisfied with the time they had to wait for an appointment	6	6	N/A	92.3%	88.6%	88.3%

* This is based on patients treated on this contract for their most recent course of treatment. Figures in italics indicate the base number of FP17s or Patient Questionnaire responses are less than 100. N/A is shown where the base number of responses is less than 10 during the period. % is calculated as Quantity/Base number*100

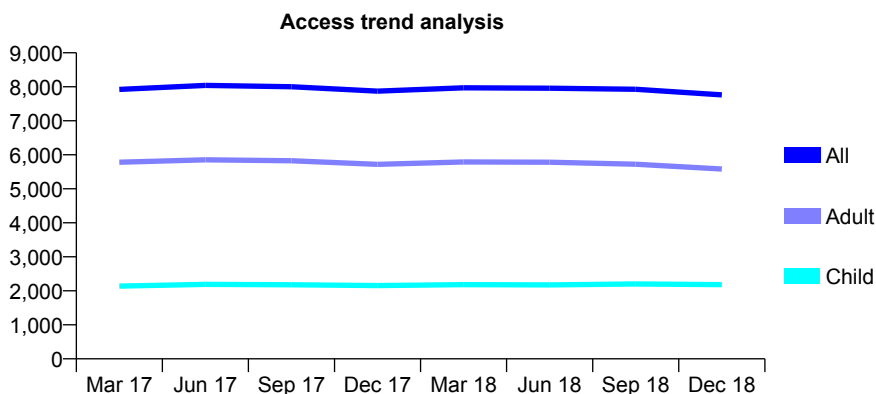
Q53 - Vital Signs At a Glance Contract Report for 331805/0002 - December 2018

Name or company name	MR JS SHERGILL
Contract type name	GDS Contract
Purpose of contract	General
Contract start date	01/04/2006
Contract end date	

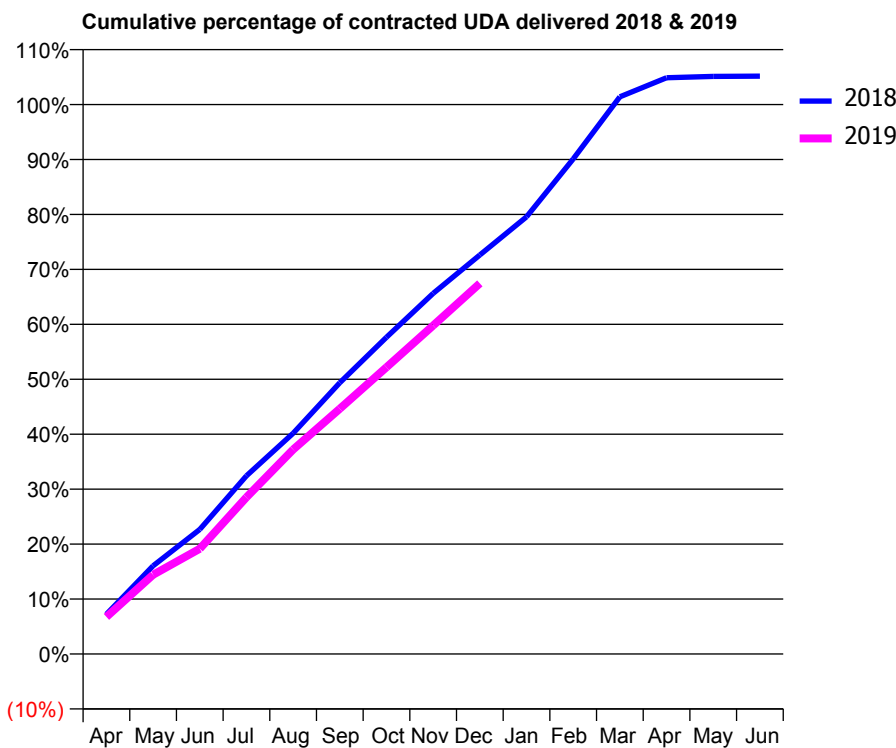
18/19 Contracted general activity (UDA)	19,165
Carry forward general activity (UDA)	-383
18/19 Contracted orthodontic activity (UOA)	0
Carry forward orthodontic activity (UOA)	0
Baseline contract value	£489,033.71

ACCESS*

Patients seen in 24 months	Total	Change since previous quarter
Quarter ending December 2017	7,874	
Quarter ending March 2018	7,971	→
Quarter ending June 2018	7,960	→
Quarter ending September 2018	7,928	→
Quarter ending December 2018	7,764	↓
Variance since December 2017	(1.4%)	↓



ACTIVITY



Month	Adjusted Scheduled Activity (UDA)	
	2018	2019
April	1,389	1,294
May	3,077	2,765
June	4,347	3,670
July	6,215	5,469
August	7,701	7,131
September	9,462	8,557
October	11,047	10,000
November	12,580	11,457
December	13,917	12,928
January	15,248	
February	17,265	
March	19,431	
April	20,099	
May	20,145	
June	20,155	

QUALITY

	Quantity	Base Number	Contract	AT	Region	England
% of FP17s for the same patient ID Re-attending within 3 months - Children	130	2,197	5.9%	9.4%	11.6%	11.8%
% of FP17s for the same patient ID Re-attending within 3 months - Adults	398	4,763	8.4%	12.6%	15.1%	15.6%
% of FP17s for the same patient ID Re-attending between 3 & 9 months - Children	1,302	2,197	59.3%	59.2%	59.9%	58.8%
% of FP17s for the same patient ID Re-attending between 3 & 9 months - Adults	2,467	4,763	51.8%	50.2%	52.0%	51.0%
% of FP17s for Band 1 Urgent Courses	403	6,634	6.1%	7.0%	8.0%	9.0%
% of FP17s Relating to Free Repair or Replacements	47	6,634	0.7%	0.8%	0.8%	0.8%
% of FP17s Relating to Continuations	82	6,634	1.2%	1.0%	0.9%	0.9%
% of Patients satisfied with the dentistry they have received	2	2	N/A	94.4%	93.6%	93.2%
% of Patients satisfied with the time they had to wait for an appointment	2	2	N/A	92.3%	88.6%	88.3%

* This is based on patients treated on this contract for their most recent course of treatment. Figures in italics indicate the base number of FP17s or Patient Questionnaire responses are less than 100. N/A is shown where the base number of responses is less than 10 during the period. % is calculated as Quantity/Base number*100

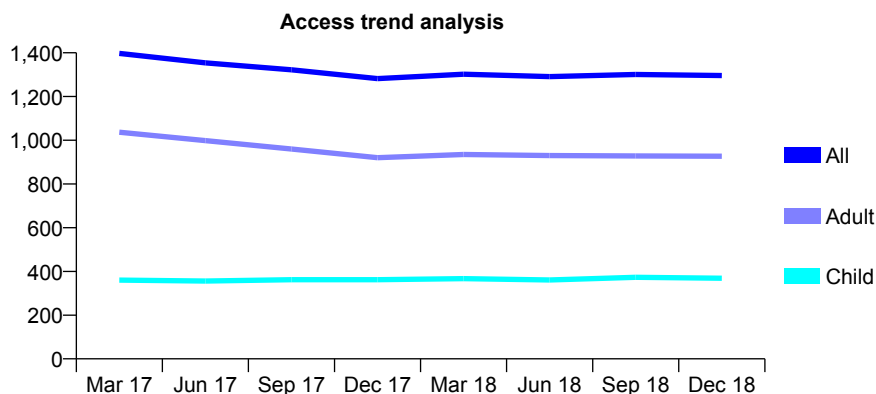
Q53 - Vital Signs At a Glance Contract Report for 331805/0003 - December 2018

Name or company name	MR JS SHERGILL
Contract type name	GDS Contract
Purpose of contract	General
Contract start date	01/04/2006
Contract end date	

18/19 Contracted general activity (UDA)	3,550
Carry forward general activity (UDA)	0
18/19 Contracted orthodontic activity (UOA)	0
Carry forward orthodontic activity (UOA)	0
Baseline contract value	£91,559.75

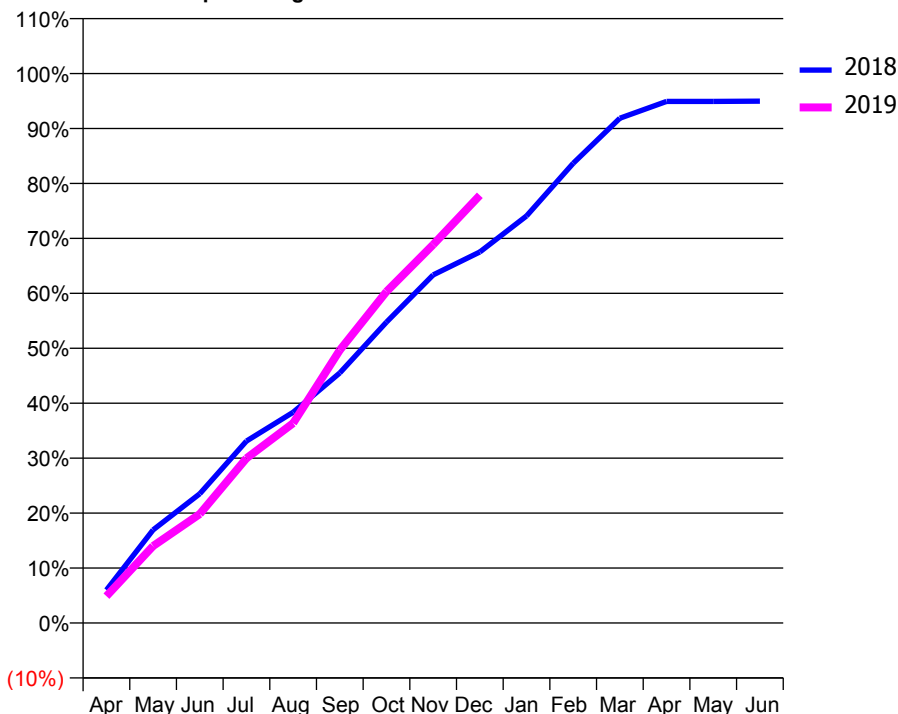
ACCESS*

Patients seen in 24 months	Total	Change since previous quarter
Quarter ending December 2017	1,282	
Quarter ending March 2018	1,302	→
Quarter ending June 2018	1,291	→
Quarter ending September 2018	1,301	→
Quarter ending December 2018	1,296	→
Variance since December 2017	1.1%	→



ACTIVITY

Cumulative percentage of contracted UDA delivered 2018 & 2019



Month	Adjusted Scheduled Activity (UDA)	
	2018	2019
April	213	174
May	602	497
June	835	704
July	1,175	1,064
August	1,361	1,291
September	1,615	1,763
October	1,944	2,141
November	2,249	2,444
December	2,397	2,763
January	2,630	
February	2,970	
March	3,261	
April	3,370	
May	3,370	
June	3,372	

QUALITY

	Quantity	Base Number	Contract	AT	Region	England
% of FP17s for the same patient ID Re-attending within 3 months - Children	23	400	5.8%	9.4%	11.6%	11.8%
% of FP17s for the same patient ID Re-attending within 3 months - Adults	134	953	14.1%	12.6%	15.1%	15.6%
% of FP17s for the same patient ID Re-attending between 3 & 9 months - Children	237	400	59.3%	59.2%	59.9%	58.8%
% of FP17s for the same patient ID Re-attending between 3 & 9 months - Adults	468	953	49.1%	50.2%	52.0%	51.0%
% of FP17s for Band 1 Urgent Courses	104	1,284	8.1%	7.0%	8.0%	9.0%
% of FP17s Relating to Free Repair or Replacements	9	1,284	0.7%	0.8%	0.8%	0.8%
% of FP17s Relating to Continuations	7	1,284	0.5%	1.0%	0.9%	0.9%
% of Patients satisfied with the dentistry they have received	1	2	N/A	94.4%	93.6%	93.2%
% of Patients satisfied with the time they had to wait for an appointment	2	2	N/A	92.3%	88.6%	88.3%

* This is based on patients treated on this contract for their most recent course of treatment. Figures in italics indicate the base number of FP17s or Patient Questionnaire responses are less than 100. N/A is shown where the base number of responses is less than 10 during the period. % is calculated as Quantity/Base number*100

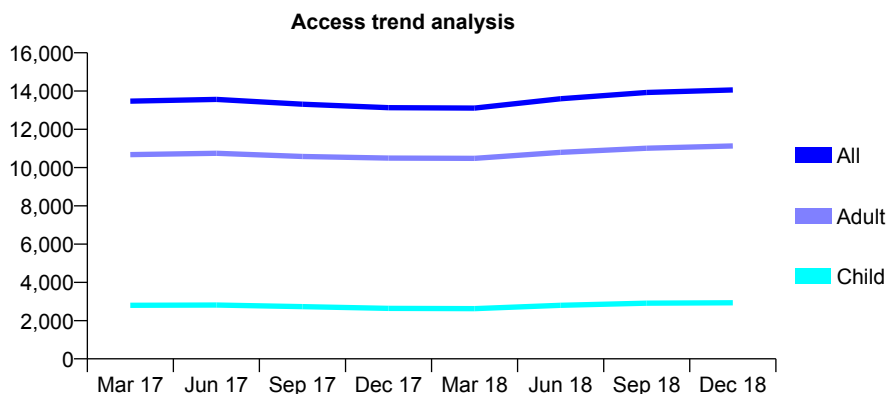
Q53 - Vital Signs At a Glance Contract Report for 334820/0001 - December 2018

Name or company name	MR AS DULKU
Contract type name	GDS Contract
Purpose of contract	General
Contract start date	01/04/2006
Contract end date	

18/19 Contracted general activity (UDA)	44,202
Carry forward general activity (UDA)	-871
18/19 Contracted orthodontic activity (UOA)	0
Carry forward orthodontic activity (UOA)	0
Baseline contract value	£1,367,437.00

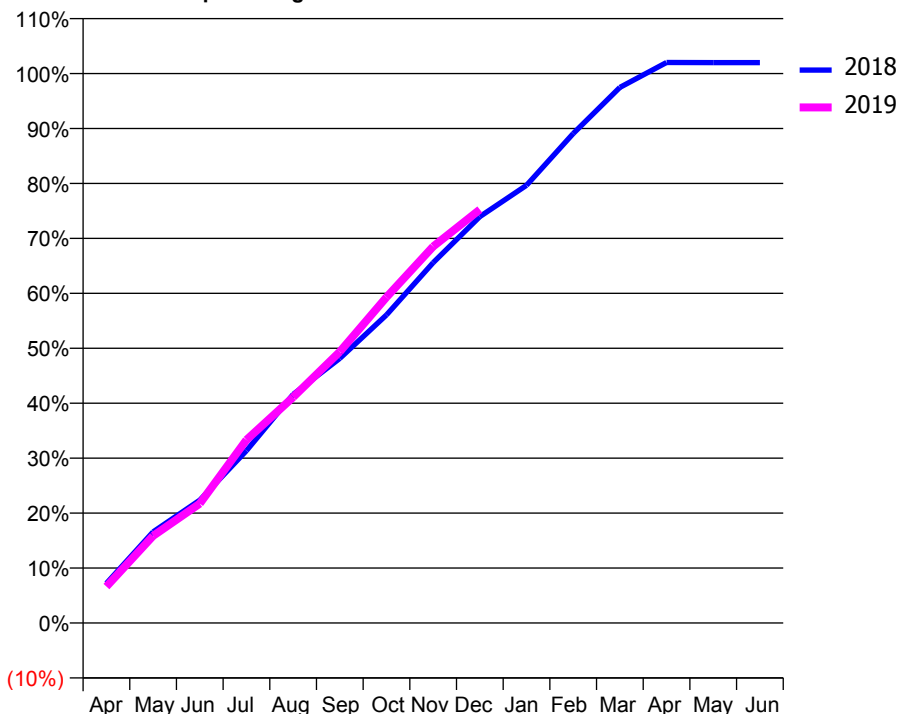
ACCESS*

Patients seen in 24 months	Total	Change since previous quarter
Quarter ending December 2017	13,132	
Quarter ending March 2018	13,108	→
Quarter ending June 2018	13,595	↑
Quarter ending September 2018	13,923	↑
Quarter ending December 2018	14,058	→
Variance since December 2017	7.1%	↑



ACTIVITY

Cumulative percentage of contracted UDA delivered 2018 & 2019



Month	Adjusted Scheduled Activity (UDA)	
	2018	2019
April	3,196	2,932
May	7,330	7,011
June	9,887	9,606
July	13,859	14,733
August	18,391	18,165
September	21,285	21,819
October	24,786	26,214
November	28,993	30,284
December	32,687	33,261
January	35,206	
February	39,368	
March	43,081	
April	45,094	
May	45,077	
June	45,074	

QUALITY

	Quantity	Base Number	Contract	AT	Region	England
% of FP17s for the same patient ID Re-attending within 3 months - Children	225	3,908	5.8%	9.4%	11.6%	11.8%
% of FP17s for the same patient ID Re-attending within 3 months - Adults	1,767	15,847	11.2%	12.6%	15.1%	15.6%
% of FP17s for the same patient ID Re-attending between 3 & 9 months - Children	2,587	3,908	66.2%	59.2%	59.9%	58.8%
% of FP17s for the same patient ID Re-attending between 3 & 9 months - Adults	11,007	15,847	69.5%	50.2%	52.0%	51.0%
% of FP17s for Band 1 Urgent Courses	502	18,723	2.7%	7.0%	8.0%	9.0%
% of FP17s Relating to Free Repair or Replacements	147	18,723	0.8%	0.8%	0.8%	0.8%
% of FP17s Relating to Continuations	277	18,723	1.5%	1.0%	0.9%	0.9%
% of Patients satisfied with the dentistry they have received	10	10	100.0%	94.4%	93.6%	93.2%
% of Patients satisfied with the time they had to wait for an appointment	9	10	90.0%	92.3%	88.6%	88.3%

* This is based on patients treated on this contract for their most recent course of treatment. Figures in italics indicate the base number of FP17s or Patient Questionnaire responses are less than 100. N/A is shown where the base number of responses is less than 10 during the period. % is calculated as Quantity/Base number*100

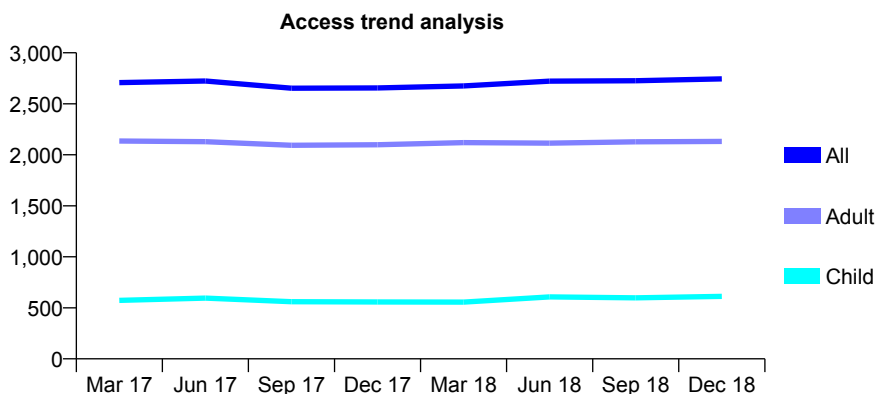
Q53 - Vital Signs At a Glance Contract Report for 339202/0001 - December 2018

Name or company name	MR M FIAZ
Contract type name	GDS Contract
Purpose of contract	General
Contract start date	01/04/2006
Contract end date	

18/19 Contracted general activity (UDA)	12,500
Carry forward general activity (UDA)	0
18/19 Contracted orthodontic activity (UOA)	0
Carry forward orthodontic activity (UOA)	0
Baseline contract value	£355,515.20

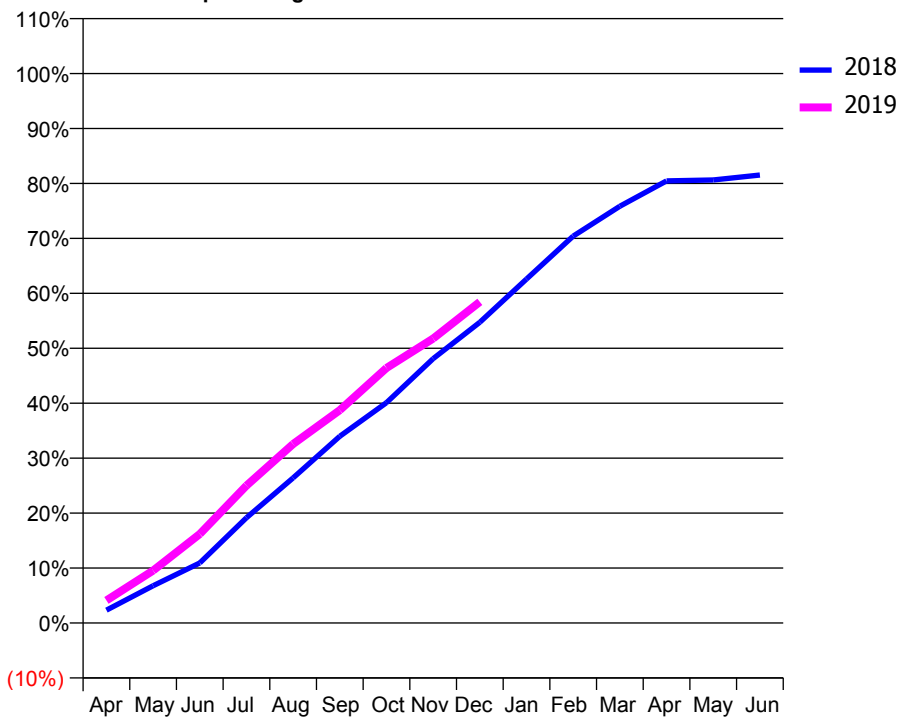
ACCESS*

Patients seen in 24 months	Total	Change since previous quarter
Quarter ending December 2017	2,656	
Quarter ending March 2018	2,675	→
Quarter ending June 2018	2,722	→
Quarter ending September 2018	2,726	→
Quarter ending December 2018	2,744	→
Variance since December 2017	3.3%	↑



ACTIVITY

Cumulative percentage of contracted UDA delivered 2018 & 2019



Month	Adjusted Scheduled Activity (UDA)	
	2018	2019
April	294	514
May	847	1,195
June	1,365	2,025
July	2,395	3,127
August	3,301	4,072
September	4,247	4,843
October	5,012	5,802
November	6,015	6,472
December	6,841	7,305
January	7,825	
February	8,800	
March	9,479	
April	10,058	
May	10,079	
June	10,190	

QUALITY

	Quantity	Base Number	Contract	AT	Region	England
% of FP17s for the same patient ID Re-attending within 3 months - Children	78	548	14.2%	9.4%	11.6%	11.8%
% of FP17s for the same patient ID Re-attending within 3 months - Adults	356	1,676	21.2%	12.6%	15.1%	15.6%
% of FP17s for the same patient ID Re-attending between 3 & 9 months - Children	142	548	25.9%	59.2%	59.9%	58.8%
% of FP17s for the same patient ID Re-attending between 3 & 9 months - Adults	416	1,676	24.8%	50.2%	52.0%	51.0%
% of FP17s for Band 1 Urgent Courses	317	2,042	15.5%	7.0%	8.0%	9.0%
% of FP17s Relating to Free Repair or Replacements	39	2,042	1.9%	0.8%	0.8%	0.8%
% of FP17s Relating to Continuations	45	2,042	2.2%	1.0%	0.9%	0.9%
% of Patients satisfied with the dentistry they have received	6	6	N/A	94.4%	93.6%	93.2%
% of Patients satisfied with the time they had to wait for an appointment	6	6	N/A	92.3%	88.6%	88.3%

* This is based on patients treated on this contract for their most recent course of treatment. Figures in italics indicate the base number of FP17s or Patient Questionnaire responses are less than 100. N/A is shown where the base number of responses is less than 10 during the period. % is calculated as Quantity/Base number*100

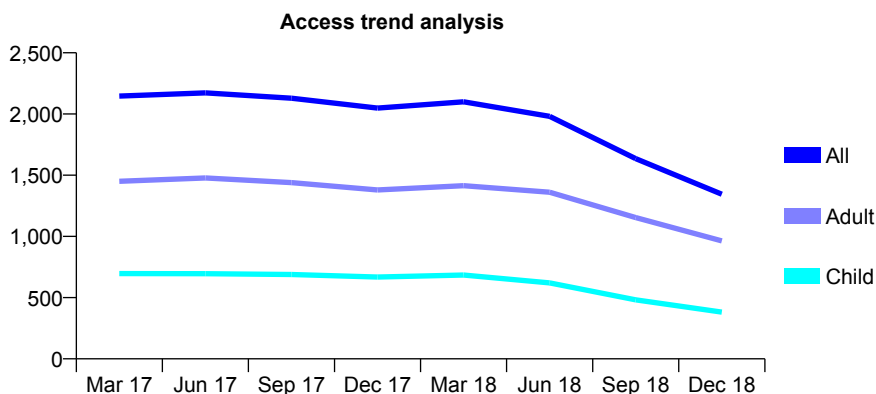
Q53 - Vital Signs At a Glance Contract Report for 339245/0001 - December 2018

Name or company name	MR SS TIWANA
Contract type name	GDS Contract
Purpose of contract	General
Contract start date	01/04/2006
Contract end date	10/05/2018

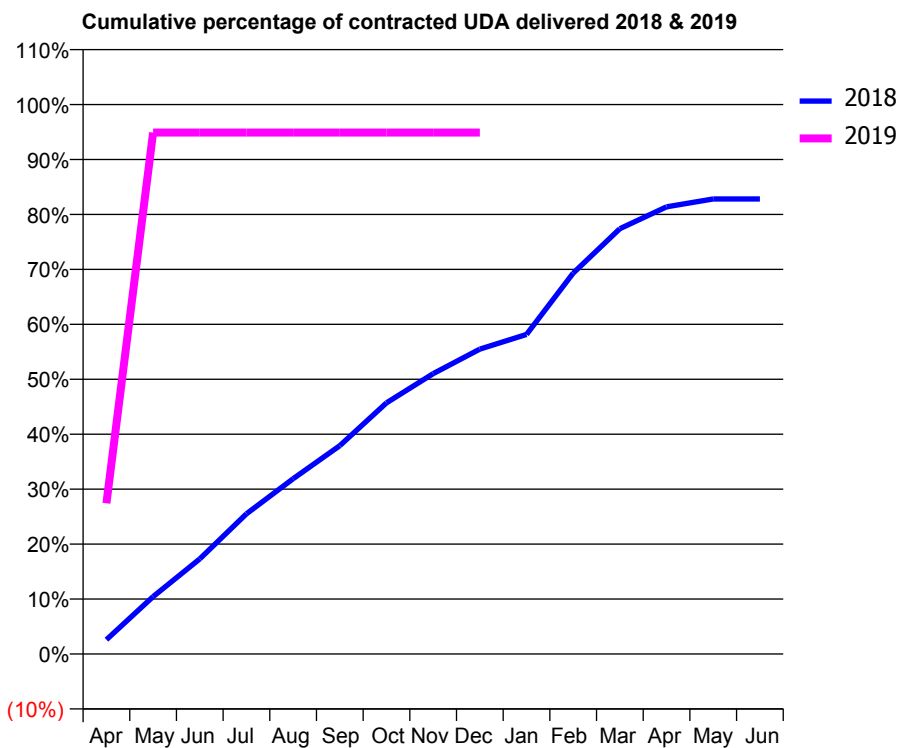
18/19 Contracted general activity (UDA)	763
Carry forward general activity (UDA)	0
18/19 Contracted orthodontic activity (UOA)	0
Carry forward orthodontic activity (UOA)	0
Baseline contract value	£16,751.51

ACCESS*

Patients seen in 24 months	Total	Change since previous quarter
Quarter ending December 2017	2,048	
Quarter ending March 2018	2,100	↑
Quarter ending June 2018	1,981	↓
Quarter ending September 2018	1,636	↓
Quarter ending December 2018	1,345	↓
Variance since December 2017	(34.3%)	↓



ACTIVITY



Month	Adjusted Scheduled Activity (UDA)	
	2018	2019
April	181	209
May	722	724
June	1,198	724
July	1,765	724
August	2,206	724
September	2,622	724
October	3,161	724
November	3,529	724
December	3,836	724
January	4,021	
February	4,793	
March	5,353	
April	5,628	
May	5,726	
June	5,726	

QUALITY

	Quantity	Base Number	Contract	AT	Region	England
% of FP17s for the same patient ID Re-attending within 3 months - Children	13	130	10.0%	9.4%	11.6%	11.8%
% of FP17s for the same patient ID Re-attending within 3 months - Adults	50	339	14.7%	12.6%	15.1%	15.6%
% of FP17s for the same patient ID Re-attending between 3 & 9 months - Children	85	130	65.4%	59.2%	59.9%	58.8%
% of FP17s for the same patient ID Re-attending between 3 & 9 months - Adults	158	339	46.6%	50.2%	52.0%	51.0%
% of FP17s for Band 1 Urgent Courses	20	329	6.1%	7.0%	8.0%	9.0%
% of FP17s Relating to Free Repair or Replacements	0	329	0.0%	0.8%	0.8%	0.8%
% of FP17s Relating to Continuations	9	329	2.7%	1.0%	0.9%	0.9%
% of Patients satisfied with the dentistry they have received	0	0	N/A	94.4%	93.6%	93.2%
% of Patients satisfied with the time they had to wait for an appointment	0	0	N/A	92.3%	88.6%	88.3%

* This is based on patients treated on this contract for their most recent course of treatment. Figures in italics indicate the base number of FP17s or Patient Questionnaire responses are less than 100. N/A is shown where the base number of responses is less than 10 during the period. % is calculated as Quantity/Base number*100

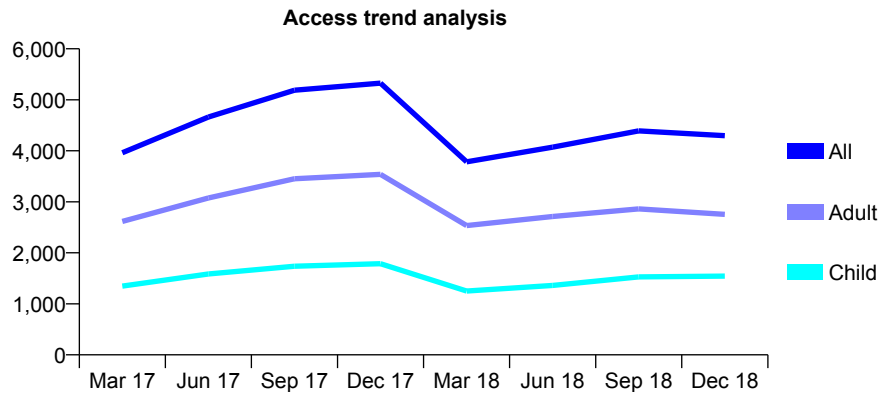
Q53 - Vital Signs At a Glance Contract Report for 339830/0001 - December 2018

Name or company name	Mr Kavanagh and Mr Dehal
Contract type name	GDS Contract
Purpose of contract	General
Contract start date	01/04/2006
Contract end date	

18/19 Contracted general activity (UDA)	10,525
Carry forward general activity (UDA)	421
18/19 Contracted orthodontic activity (UOA)	0
Carry forward orthodontic activity (UOA)	0
Baseline contract value	£254,272.39

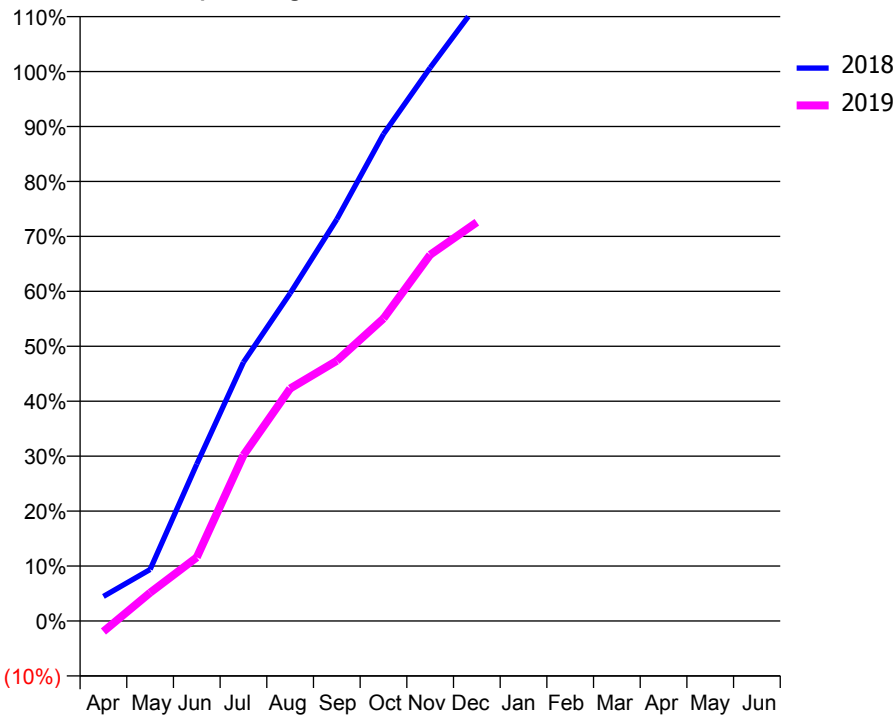
ACCESS*

Patients seen in 24 months	Total	Change since previous quarter
Quarter ending December 2017	5,327	
Quarter ending March 2018	3,785	↓
Quarter ending June 2018	4,073	↑
Quarter ending September 2018	4,390	↑
Quarter ending December 2018	4,298	↓
Variance since December 2017	(19.3%)	↓



ACTIVITY

Cumulative percentage of contracted UDA delivered 2018 & 2019



Month	Adjusted Scheduled Activity (UDA)	
	2018	2019
April	470	-204
May	988	543
June	3,006	1,218
July	4,955	3,176
August	6,277	4,453
September	7,695	4,985
October	9,326	5,795
November	10,598	7,016
December	11,796	7,638
January	11,901	
February	11,931	
March	11,976	
April	11,983	
May	11,983	
June	11,983	

QUALITY

	Quantity	Base Number	Contract	AT	Region	England
% of FP17s for the same patient ID Re-attending within 3 months - Children	65	1,690	3.8%	9.4%	11.6%	11.8%
% of FP17s for the same patient ID Re-attending within 3 months - Adults	173	2,544	6.8%	12.6%	15.1%	15.6%
% of FP17s for the same patient ID Re-attending between 3 & 9 months - Children	504	1,690	29.8%	59.2%	59.9%	58.8%
% of FP17s for the same patient ID Re-attending between 3 & 9 months - Adults	708	2,544	27.8%	50.2%	52.0%	51.0%
% of FP17s for Band 1 Urgent Courses	120	4,230	2.8%	7.0%	8.0%	9.0%
% of FP17s Relating to Free Repair or Replacements	30	4,230	0.7%	0.8%	0.8%	0.8%
% of FP17s Relating to Continuations	61	4,230	1.4%	1.0%	0.9%	0.9%
% of Patients satisfied with the dentistry they have received	2	2	N/A	94.4%	93.6%	93.2%
% of Patients satisfied with the time they had to wait for an appointment	2	2	N/A	92.3%	88.6%	88.3%

* This is based on patients treated on this contract for their most recent course of treatment. Figures in italics indicate the base number of FP17s or Patient Questionnaire responses are less than 100. N/A is shown where the base number of responses is less than 10 during the period. % is calculated as Quantity/Base number*100

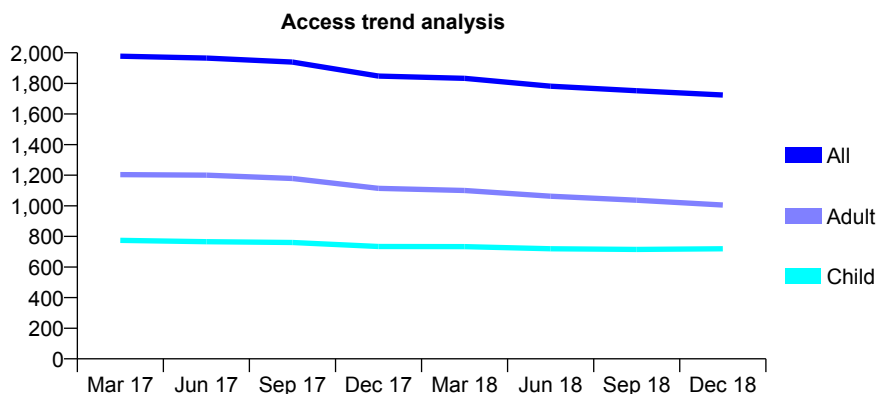
Q53 - Vital Signs At a Glance Contract Report for 340936/0001 - December 2018

Name or company name	MRS S RAHIMI
Contract type name	GDS Contract
Purpose of contract	General
Contract start date	01/04/2006
Contract end date	

18/19 Contracted general activity (UDA)	5,948
Carry forward general activity (UDA)	-65
18/19 Contracted orthodontic activity (UOA)	0
Carry forward orthodontic activity (UOA)	0
Baseline contract value	£179,176.44

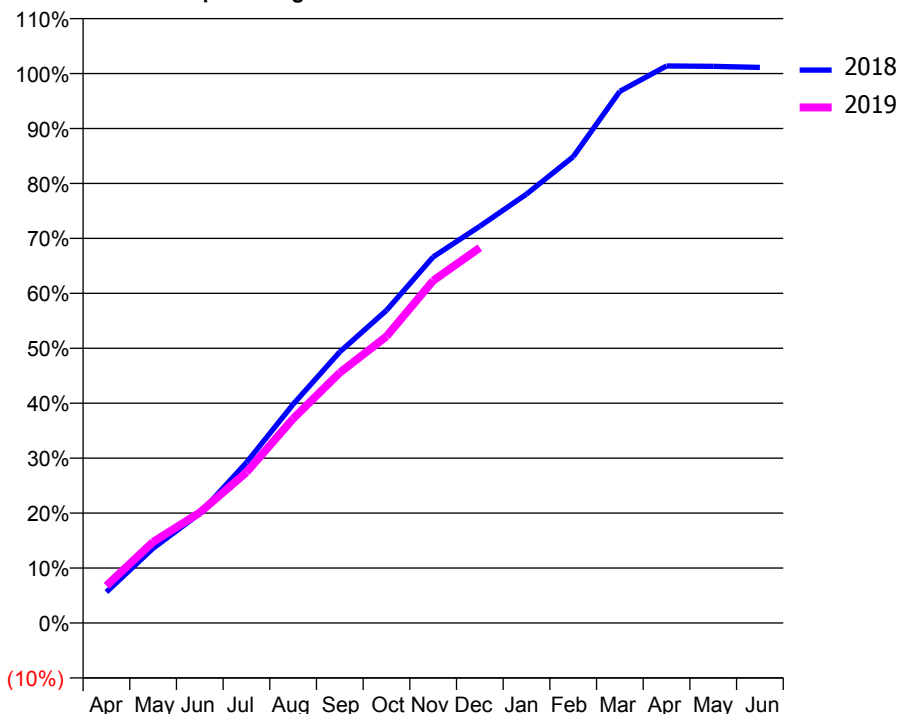
ACCESS*

Patients seen in 24 months	Total	Change since previous quarter
Quarter ending December 2017	1,848	
Quarter ending March 2018	1,833	→
Quarter ending June 2018	1,782	↓
Quarter ending September 2018	1,752	↓
Quarter ending December 2018	1,724	↓
Variance since December 2017	(6.7%)	↓



ACTIVITY

Cumulative percentage of contracted UDA delivered 2018 & 2019



Month	Adjusted Scheduled Activity (UDA)	
	2018	2019
April	336	404
May	808	879
June	1,186	1,196
July	1,737	1,631
August	2,368	2,211
September	2,935	2,710
October	3,384	3,103
November	3,962	3,706
December	4,295	4,063
January	4,642	
February	5,046	
March	5,755	
April	6,030	
May	6,026	
June	6,014	

QUALITY

	Quantity	Base Number	Contract	AT	Region	England
% of FP17s for the same patient ID Re-attending within 3 months - Children	86	918	9.4%	9.4%	11.6%	11.8%
% of FP17s for the same patient ID Re-attending within 3 months - Adults	213	1,198	17.8%	12.6%	15.1%	15.6%
% of FP17s for the same patient ID Re-attending between 3 & 9 months - Children	640	918	69.7%	59.2%	59.9%	58.8%
% of FP17s for the same patient ID Re-attending between 3 & 9 months - Adults	773	1,198	64.5%	50.2%	52.0%	51.0%
% of FP17s for Band 1 Urgent Courses	119	2,002	5.9%	7.0%	8.0%	9.0%
% of FP17s Relating to Free Repair or Replacements	52	2,002	2.6%	0.8%	0.8%	0.8%
% of FP17s Relating to Continuations	9	2,002	0.4%	1.0%	0.9%	0.9%
% of Patients satisfied with the dentistry they have received	1	1	N/A	94.4%	93.6%	93.2%
% of Patients satisfied with the time they had to wait for an appointment	1	1	N/A	92.3%	88.6%	88.3%

* This is based on patients treated on this contract for their most recent course of treatment. Figures in italics indicate the base number of FP17s or Patient Questionnaire responses are less than 100. N/A is shown where the base number of responses is less than 10 during the period. % is calculated as Quantity/Base number*100

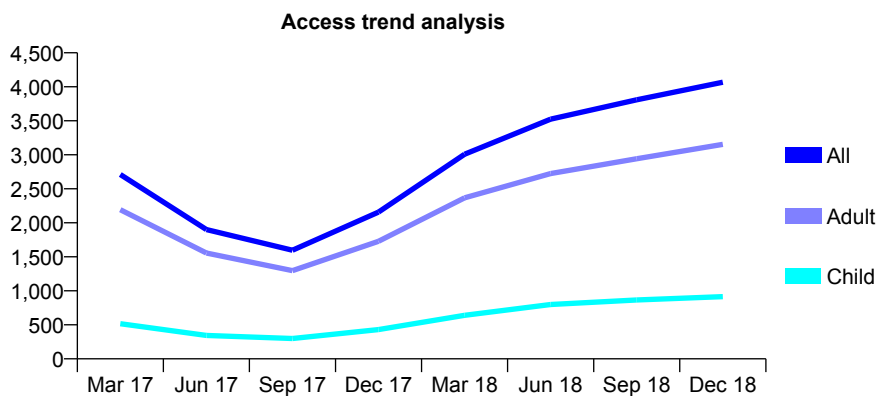
Q53 - Vital Signs At a Glance Contract Report for 342807/0001 - December 2018

Name or company name	MR HM MOSTAFA
Contract type name	GDS Contract
Purpose of contract	General
Contract start date	21/08/2006
Contract end date	

18/19 Contracted general activity (UDA)	14,716
Carry forward general activity (UDA)	0
18/19 Contracted orthodontic activity (UOA)	0
Carry forward orthodontic activity (UOA)	0
Baseline contract value	£363,052.75

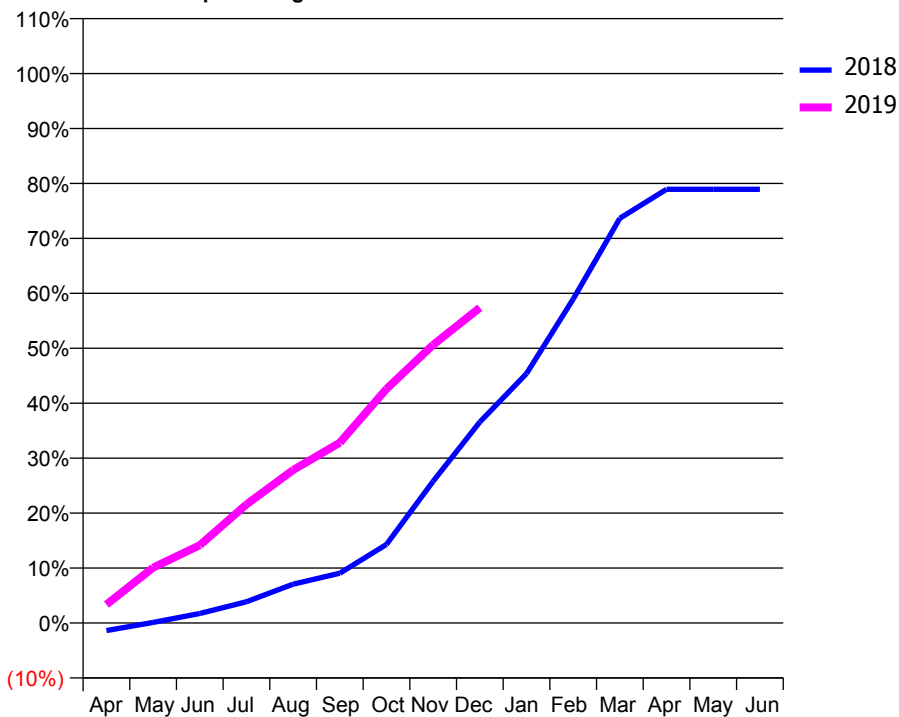
ACCESS*

Patients seen in 24 months	Total	Change since previous quarter
Quarter ending December 2017	2,158	
Quarter ending March 2018	3,008	↑
Quarter ending June 2018	3,524	↑
Quarter ending September 2018	3,808	↑
Quarter ending December 2018	4,067	↑
Variance since December 2017	88.5%	↑



ACTIVITY

Cumulative percentage of contracted UDA delivered 2018 & 2019



Month	Adjusted Scheduled Activity (UDA)	
	2018	2019
April	-114	494
May	8	1,485
June	140	2,084
July	312	3,176
August	572	4,098
September	732	4,828
October	1,156	6,268
November	2,085	7,451
December	2,955	8,442
January	3,665	
February	4,760	
March	5,949	
April	6,373	
May	6,374	
June	6,374	

QUALITY

	Quantity	Base Number	Contract	AT	Region	England
% of FP17s for the same patient ID Re-attending within 3 months - Children	65	1,090	6.0%	9.4%	11.6%	11.8%
% of FP17s for the same patient ID Re-attending within 3 months - Adults	509	3,653	13.9%	12.6%	15.1%	15.6%
% of FP17s for the same patient ID Re-attending between 3 & 9 months - Children	529	1,090	48.5%	59.2%	59.9%	58.8%
% of FP17s for the same patient ID Re-attending between 3 & 9 months - Adults	1,531	3,653	41.9%	50.2%	52.0%	51.0%
% of FP17s for Band 1 Urgent Courses	407	4,485	9.1%	7.0%	8.0%	9.0%
% of FP17s Relating to Free Repair or Replacements	38	4,485	0.8%	0.8%	0.8%	0.8%
% of FP17s Relating to Continuations	16	4,485	0.4%	1.0%	0.9%	0.9%
% of Patients satisfied with the dentistry they have received	0	0	N/A	94.4%	93.6%	93.2%
% of Patients satisfied with the time they had to wait for an appointment	0	0	N/A	92.3%	88.6%	88.3%

* This is based on patients treated on this contract for their most recent course of treatment. Figures in italics indicate the base number of FP17s or Patient Questionnaire responses are less than 100. N/A is shown where the base number of responses is less than 10 during the period. % is calculated as Quantity/Base number*100

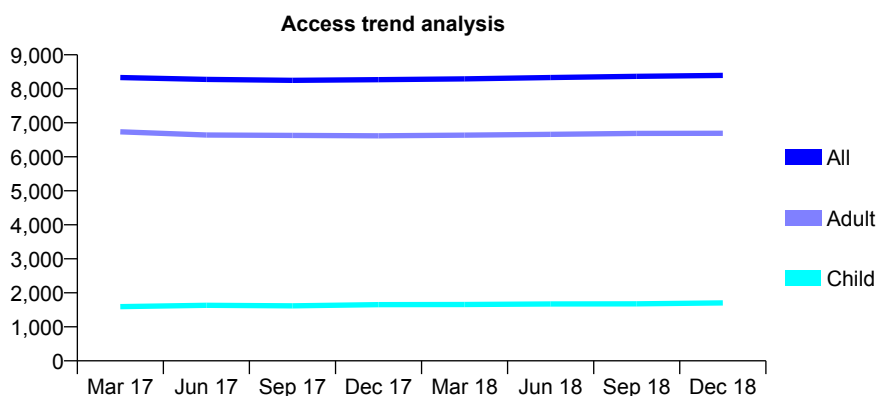
Q53 - Vital Signs At a Glance Contract Report for 343609/0001 - December 2018

Name or company name	MR A SAGHIR
Contract type name	GDS Contract
Purpose of contract	General
Contract start date	01/04/2006
Contract end date	

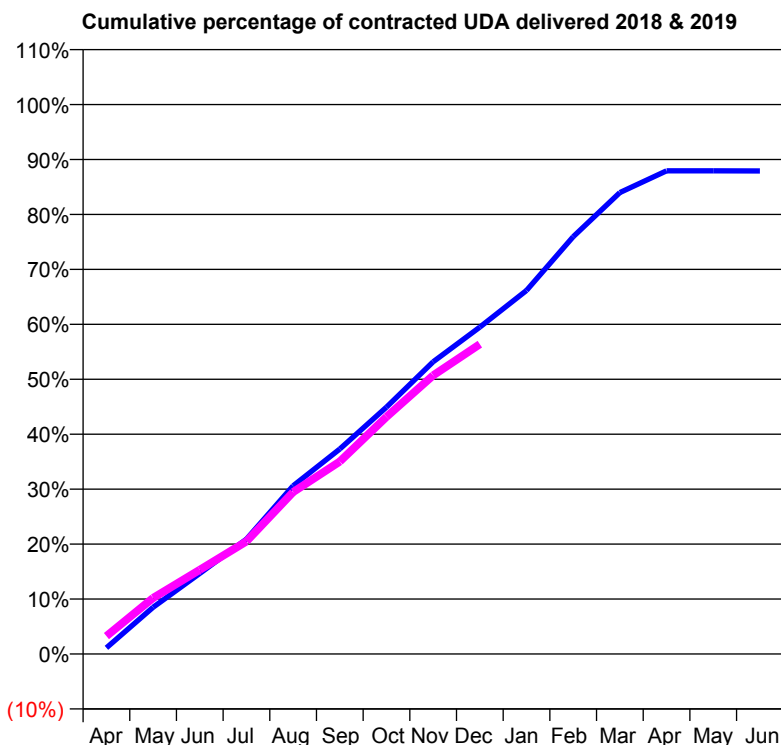
18/19 Contracted general activity (UDA)	22,885
Carry forward general activity (UDA)	0
18/19 Contracted orthodontic activity (UOA)	0
Carry forward orthodontic activity (UOA)	0
Baseline contract value	£653,844.43

ACCESS*

Patients seen in 24 months	Total	Change since previous quarter
Quarter ending December 2017	8,268	
Quarter ending March 2018	8,293	→
Quarter ending June 2018	8,333	→
Quarter ending September 2018	8,366	→
Quarter ending December 2018	8,393	→
Variance since December 2017	1.5%	→



ACTIVITY



Month	Adjusted Scheduled Activity (UDA)	
	2018	2019
April	257	746
May	1,945	2,334
June	3,355	3,508
July	4,786	4,689
August	7,004	6,746
September	8,537	8,017
October	10,280	9,879
November	12,172	11,605
December	13,615	12,902
January	15,144	
February	17,382	
March	19,219	
April	20,121	
May	20,122	
June	20,118	

QUALITY

	Quantity	Base Number	Contract	AT	Region	England
% of FP17s for the same patient ID Re-attending within 3 months - Children	104	1,701	6.1%	9.4%	11.6%	11.8%
% of FP17s for the same patient ID Re-attending within 3 months - Adults	850	6,253	13.6%	12.6%	15.1%	15.6%
% of FP17s for the same patient ID Re-attending between 3 & 9 months - Children	851	1,701	50.0%	59.2%	59.9%	58.8%
% of FP17s for the same patient ID Re-attending between 3 & 9 months - Adults	2,858	6,253	45.7%	50.2%	52.0%	51.0%
% of FP17s for Band 1 Urgent Courses	510	7,108	7.2%	7.0%	8.0%	9.0%
% of FP17s Relating to Free Repair or Replacements	104	7,108	1.5%	0.8%	0.8%	0.8%
% of FP17s Relating to Continuations	27	7,108	0.4%	1.0%	0.9%	0.9%
% of Patients satisfied with the dentistry they have received	3	4	N/A	94.4%	93.6%	93.2%
% of Patients satisfied with the time they had to wait for an appointment	3	4	N/A	92.3%	88.6%	88.3%

* This is based on patients treated on this contract for their most recent course of treatment. Figures in italics indicate the base number of FP17s or Patient Questionnaire responses are less than 100. N/A is shown where the base number of responses is less than 10 during the period. % is calculated as Quantity/Base number*100

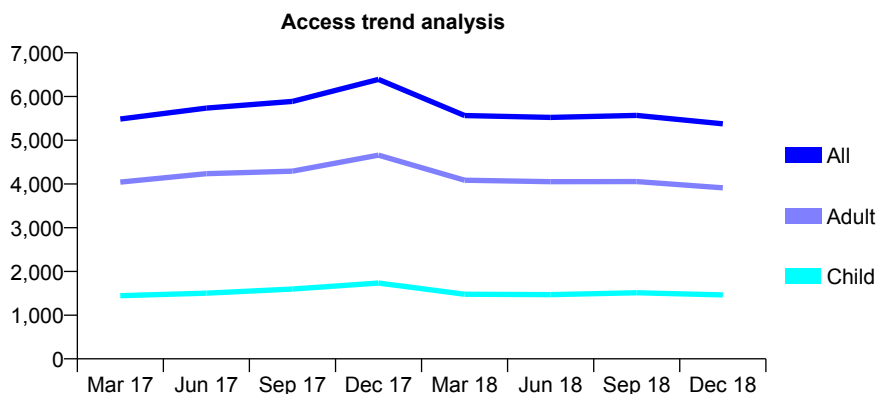
Q53 - Vital Signs At a Glance Contract Report for 345423/0001 - December 2018

Name or company name	MR T MOODLEY
Contract type name	GDS Contract
Purpose of contract	General
Contract start date	01/04/2006
Contract end date	

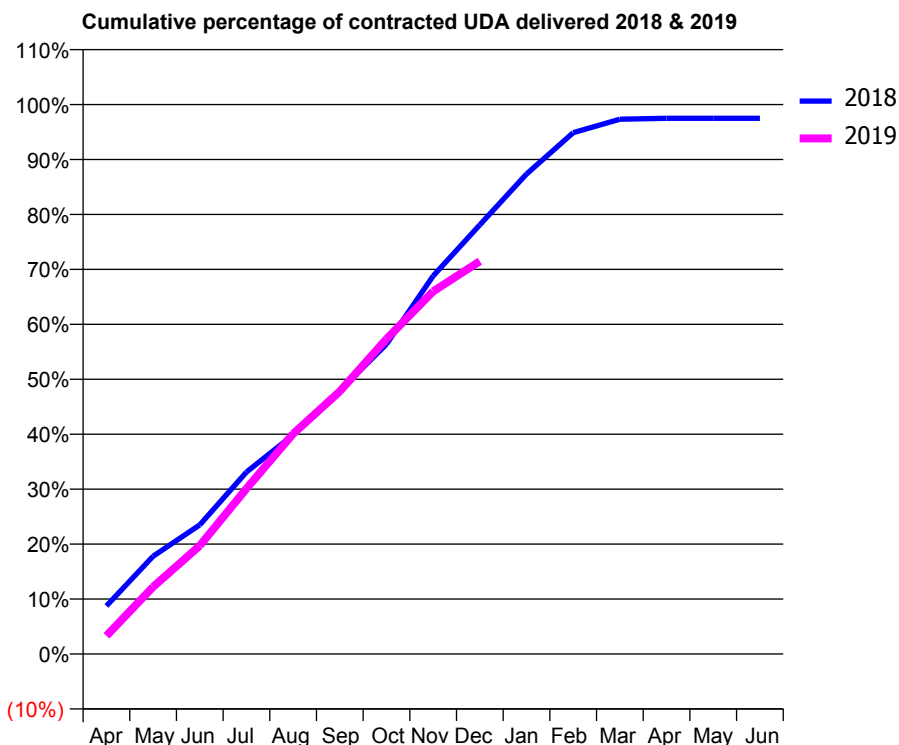
18/19 Contracted general activity (UDA)	14,129
Carry forward general activity (UDA)	354
18/19 Contracted orthodontic activity (UOA)	0
Carry forward orthodontic activity (UOA)	0
Baseline contract value	£377,999.09

ACCESS*

Patients seen in 24 months	Total	Change since previous quarter
Quarter ending December 2017	6,391	
Quarter ending March 2018	5,564	↓
Quarter ending June 2018	5,522	→
Quarter ending September 2018	5,567	→
Quarter ending December 2018	5,375	↓
Variance since December 2017	(15.9%)	↓



ACTIVITY



Month	Adjusted Scheduled Activity (UDA)	
	2018	2019
April	1,235	468
May	2,515	1,727
June	3,321	2,784
July	4,679	4,254
August	5,634	5,662
September	6,771	6,754
October	7,965	8,101
November	9,721	9,323
December	11,034	10,100
January	12,342	
February	13,405	
March	13,751	
April	13,775	
May	13,775	
June	13,775	

QUALITY

	Quantity	Base Number	Contract	AT	Region	England
% of FP17s for the same patient ID Re-attending within 3 months - Children	96	1,640	5.9%	9.4%	11.6%	11.8%
% of FP17s for the same patient ID Re-attending within 3 months - Adults	333	3,463	9.6%	12.6%	15.1%	15.6%
% of FP17s for the same patient ID Re-attending between 3 & 9 months - Children	754	1,640	46.0%	59.2%	59.9%	58.8%
% of FP17s for the same patient ID Re-attending between 3 & 9 months - Adults	1,163	3,463	33.6%	50.2%	52.0%	51.0%
% of FP17s for Band 1 Urgent Courses	255	5,085	5.0%	7.0%	8.0%	9.0%
% of FP17s Relating to Free Repair or Replacements	54	5,085	1.1%	0.8%	0.8%	0.8%
% of FP17s Relating to Continuations	101	5,085	2.0%	1.0%	0.9%	0.9%
% of Patients satisfied with the dentistry they have received	1	1	N/A	94.4%	93.6%	93.2%
% of Patients satisfied with the time they had to wait for an appointment	1	1	N/A	92.3%	88.6%	88.3%

* This is based on patients treated on this contract for their most recent course of treatment. Figures in italics indicate the base number of FP17s or Patient Questionnaire responses are less than 100. N/A is shown where the base number of responses is less than 10 during the period. % is calculated as Quantity/Base number*100

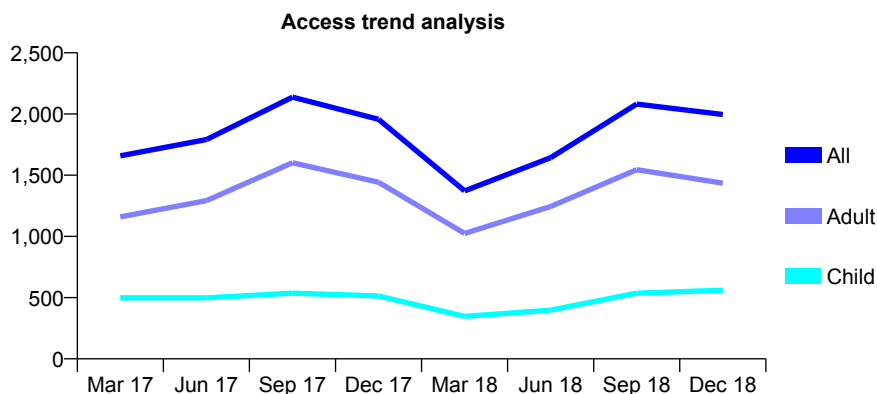
Q53 - Vital Signs At a Glance Contract Report for 358584/0001 - December 2018

Name or company name	MR A PANDEY
Contract type name	GDS Contract
Purpose of contract	General
Contract start date	01/04/2006
Contract end date	

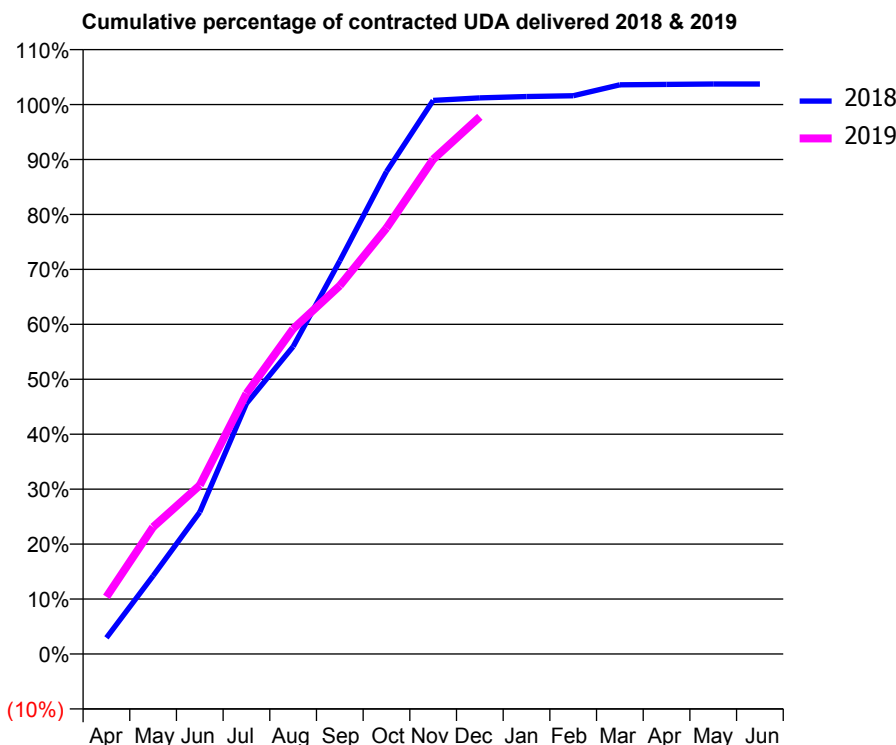
18/19 Contracted general activity (UDA)	7,523
Carry forward general activity (UDA)	-150
18/19 Contracted orthodontic activity (UOA)	0
Carry forward orthodontic activity (UOA)	0
Baseline contract value	£282,560.90

ACCESS*

Patients seen in 24 months	Total	Change since previous quarter
Quarter ending December 2017	1,957	
Quarter ending March 2018	1,372	↓
Quarter ending June 2018	1,643	↑
Quarter ending September 2018	2,081	↑
Quarter ending December 2018	1,996	↓
Variance since December 2017	2.0%	→



ACTIVITY



Month	Adjusted Scheduled Activity (UDA)	
	2018	2019
April	222	782
May	1,071	1,738
June	1,943	2,310
July	3,430	3,566
August	4,209	4,451
September	5,383	5,042
October	6,604	5,832
November	7,580	6,772
December	7,614	7,354
January	7,633	
February	7,643	
March	7,792	
April	7,797	
May	7,804	
June	7,804	

QUALITY

	Quantity	Base Number	Contract	AT	Region	England
% of FP17s for the same patient ID Re-attending within 3 months - Children	33	618	5.3%	9.4%	11.6%	11.8%
% of FP17s for the same patient ID Re-attending within 3 months - Adults	157	1,729	9.1%	12.6%	15.1%	15.6%
% of FP17s for the same patient ID Re-attending between 3 & 9 months - Children	172	618	27.8%	59.2%	59.9%	58.8%
% of FP17s for the same patient ID Re-attending between 3 & 9 months - Adults	486	1,729	28.1%	50.2%	52.0%	51.0%
% of FP17s for Band 1 Urgent Courses	274	2,336	11.7%	7.0%	8.0%	9.0%
% of FP17s Relating to Free Repair or Replacements	22	2,336	0.9%	0.8%	0.8%	0.8%
% of FP17s Relating to Continuations	16	2,336	0.7%	1.0%	0.9%	0.9%
% of Patients satisfied with the dentistry they have received	0	0	N/A	94.4%	93.6%	93.2%
% of Patients satisfied with the time they had to wait for an appointment	0	0	N/A	92.3%	88.6%	88.3%

* This is based on patients treated on this contract for their most recent course of treatment. Figures in italics indicate the base number of FP17s or Patient Questionnaire responses are less than 100. N/A is shown where the base number of responses is less than 10 during the period. % is calculated as Quantity/Base number*100

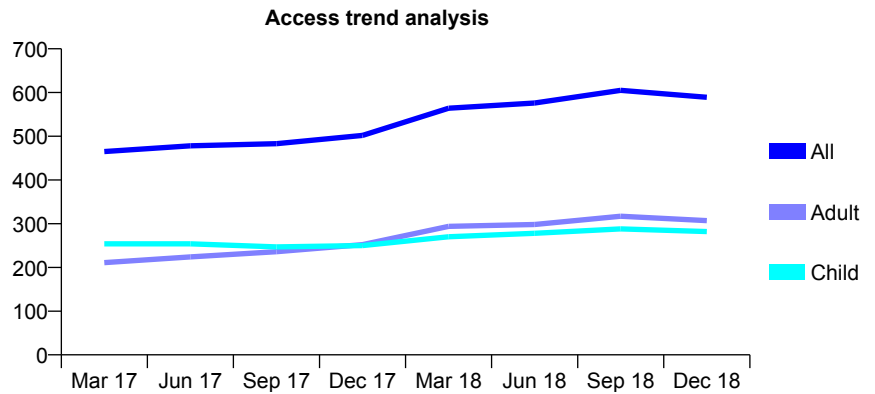
Q53 - Vital Signs At a Glance Contract Report for 499579/0001 - December 2018

Name or company name	MR SR GIBSON-SEXTON
Contract type name	GDS Contract
Purpose of contract	General
Contract start date	01/12/2015
Contract end date	

18/19 Contracted general activity (UDA)	1,192
Carry forward general activity (UDA)	0
18/19 Contracted orthodontic activity (UOA)	0
Carry forward orthodontic activity (UOA)	0
Baseline contract value	£26,294.08

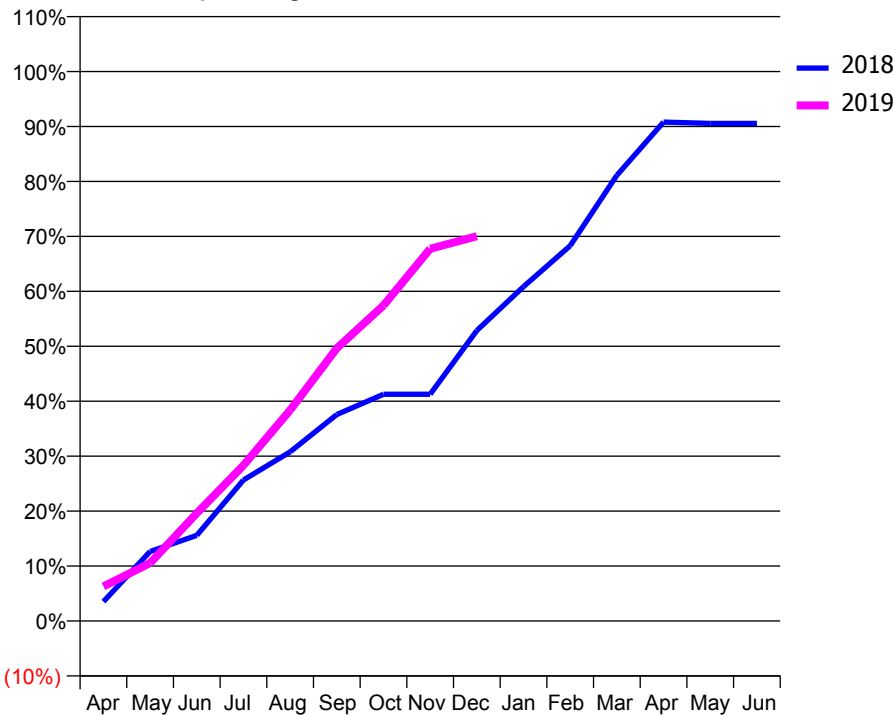
ACCESS*

Patients seen in 24 months	Total	Change since previous quarter
Quarter ending December 2017	502	
Quarter ending March 2018	564	↑
Quarter ending June 2018	576	↑
Quarter ending September 2018	605	↑
Quarter ending December 2018	589	↓
Variance since December 2017	17.3%	↑



ACTIVITY

Cumulative percentage of contracted UDA delivered 2018 & 2019



Month	Adjusted Scheduled Activity (UDA)	
	2018	2019
April	42	75
May	151	126
June	186	234
July	306	338
August	367	457
September	448	592
October	492	685
November	492	808
December	630	835
January	725	
February	814	
March	967	
April	1,082	
May	1,079	
June	1,079	

QUALITY

	Quantity	Base Number	Contract	AT	Region	England
% of FP17s for the same patient ID Re-attending within 3 months - Children	15	350	4.3%	9.4%	11.6%	11.8%
% of FP17s for the same patient ID Re-attending within 3 months - Adults	48	328	14.6%	12.6%	15.1%	15.6%
% of FP17s for the same patient ID Re-attending between 3 & 9 months - Children	246	350	70.3%	59.2%	59.9%	58.8%
% of FP17s for the same patient ID Re-attending between 3 & 9 months - Adults	193	328	58.8%	50.2%	52.0%	51.0%
% of FP17s for Band 1 Urgent Courses	34	638	5.3%	7.0%	8.0%	9.0%
% of FP17s Relating to Free Repair or Replacements	2	638	0.3%	0.8%	0.8%	0.8%
% of FP17s Relating to Continuations	2	638	0.3%	1.0%	0.9%	0.9%
% of Patients satisfied with the dentistry they have received	1	1	N/A	94.4%	93.6%	93.2%
% of Patients satisfied with the time they had to wait for an appointment	1	1	N/A	92.3%	88.6%	88.3%

* This is based on patients treated on this contract for their most recent course of treatment. Figures in italics indicate the base number of FP17s or Patient Questionnaire responses are less than 100. N/A is shown where the base number of responses is less than 10 during the period. % is calculated as Quantity/Base number*100

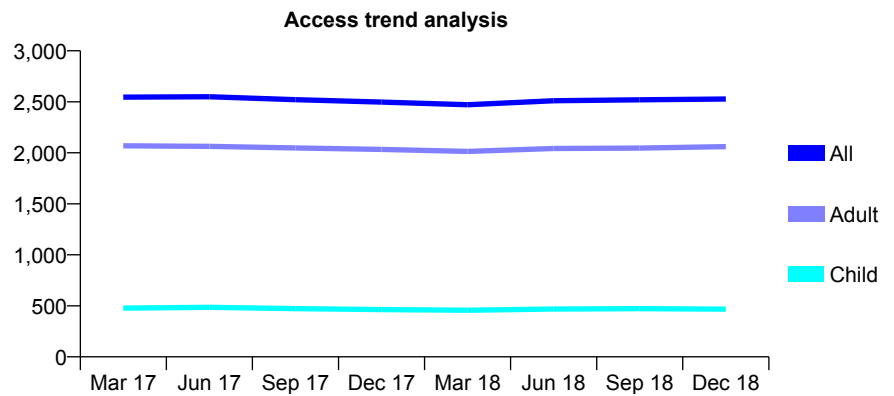
Q53 - Vital Signs At a Glance Contract Report for 564931/0001 - December 2018

Name or company name	MR PC SEE
Contract type name	GDS Contract
Purpose of contract	General
Contract start date	01/04/2006
Contract end date	

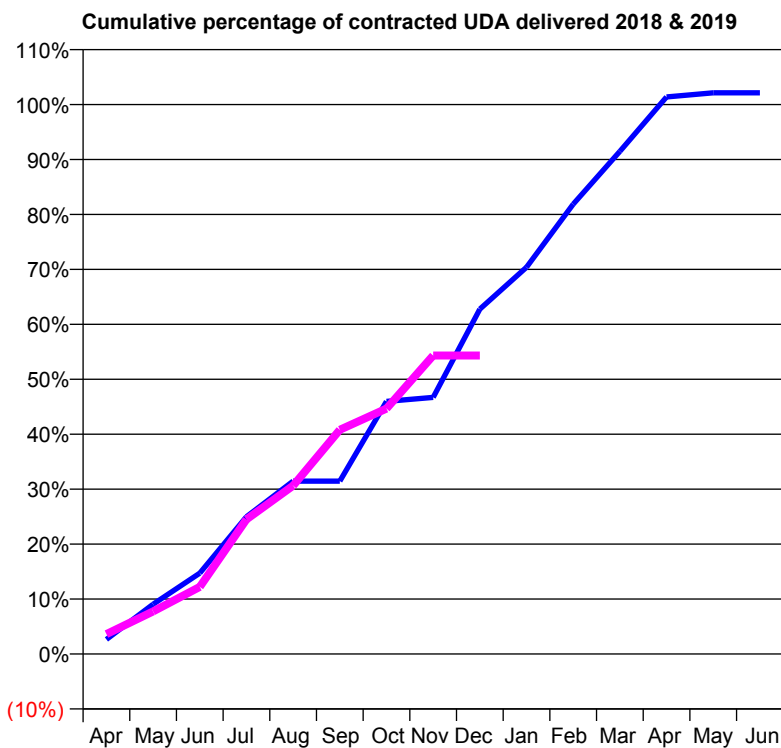
18/19 Contracted general activity (UDA)	7,635
Carry forward general activity (UDA)	-152
18/19 Contracted orthodontic activity (UOA)	0
Carry forward orthodontic activity (UOA)	0
Baseline contract value	£192,130.09

ACCESS*

Patients seen in 24 months	Total	Change since previous quarter
Quarter ending December 2017	2,497	
Quarter ending March 2018	2,471	↓
Quarter ending June 2018	2,511	→
Quarter ending September 2018	2,519	→
Quarter ending December 2018	2,528	→
Variance since December 2017	1.2%	→



ACTIVITY



Month	Adjusted Scheduled Activity (UDA)	
	2018	2019
April	203	277
May	692	593
June	1,123	933
July	1,907	1,870
August	2,402	2,340
September	2,402	3,115
October	3,510	3,410
November	3,565	4,147
December	4,792	4,147
January	5,375	
February	6,251	
March	6,985	
April	7,739	
May	7,798	
June	7,798	

QUALITY

	Quantity	Base Number	Contract	AT	Region	England
% of FP17s for the same patient ID Re-attending within 3 months - Children	21	393	5.3%	9.4%	11.6%	11.8%
% of FP17s for the same patient ID Re-attending within 3 months - Adults	496	2,081	23.8%	12.6%	15.1%	15.6%
% of FP17s for the same patient ID Re-attending between 3 & 9 months - Children	179	393	45.5%	59.2%	59.9%	58.8%
% of FP17s for the same patient ID Re-attending between 3 & 9 months - Adults	962	2,081	46.2%	50.2%	52.0%	51.0%
% of FP17s for Band 1 Urgent Courses	295	2,101	14.0%	7.0%	8.0%	9.0%
% of FP17s Relating to Free Repair or Replacements	97	2,101	4.6%	0.8%	0.8%	0.8%
% of FP17s Relating to Continuations	72	2,101	3.4%	1.0%	0.9%	0.9%
% of Patients satisfied with the dentistry they have received	8	9	N/A	94.4%	93.6%	93.2%
% of Patients satisfied with the time they had to wait for an appointment	8	9	N/A	92.3%	88.6%	88.3%

* This is based on patients treated on this contract for their most recent course of treatment. Figures in italics indicate the base number of FP17s or Patient Questionnaire responses are less than 100. N/A is shown where the base number of responses is less than 10 during the period. % is calculated as Quantity/Base number*100

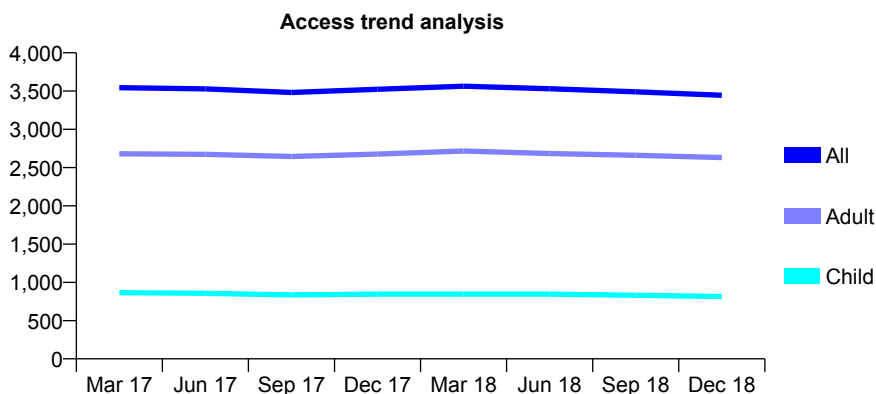
Q53 - Vital Signs At a Glance Contract Report for 569925/0001 - December 2018

Name or company name	MR AR ASHTON
Contract type name	GDS Contract
Purpose of contract	General
Contract start date	01/04/2006
Contract end date	

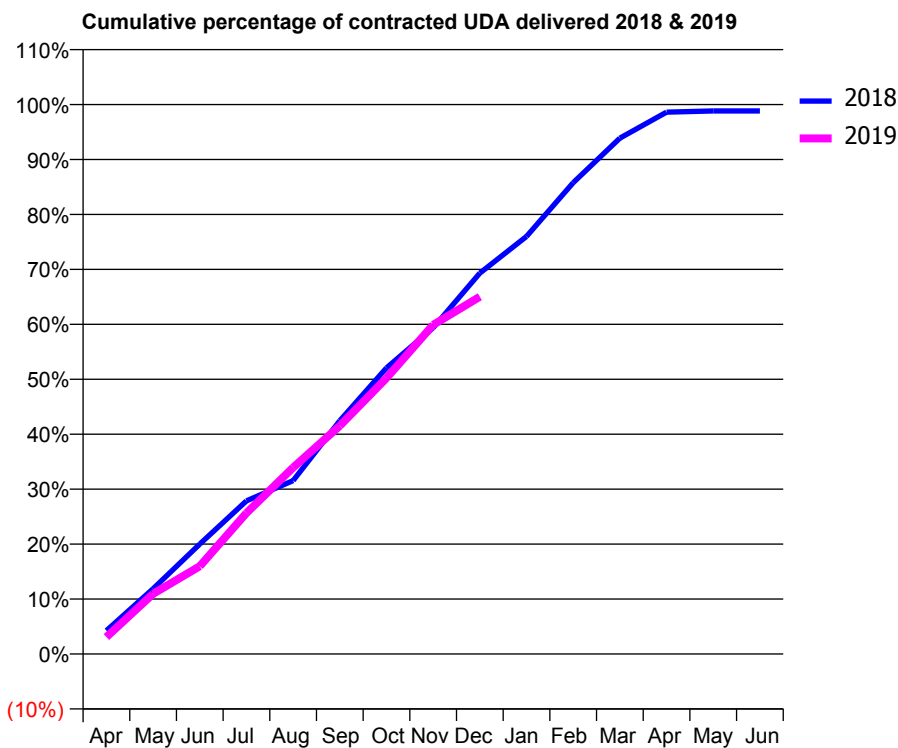
18/19 Contracted general activity (UDA)	9,986
Carry forward general activity (UDA)	117
18/19 Contracted orthodontic activity (UOA)	0
Carry forward orthodontic activity (UOA)	0
Baseline contract value	£248,332.69

ACCESS*

Patients seen in 24 months	Total	Change since previous quarter
Quarter ending December 2017	3,524	
Quarter ending March 2018	3,564	→
Quarter ending June 2018	3,531	→
Quarter ending September 2018	3,491	↓
Quarter ending December 2018	3,445	↓
Variance since December 2017	(2.2%)	↓



ACTIVITY



Month	Adjusted Scheduled Activity (UDA)	
	2018	2019
April	425	308
May	1,185	1,094
June	1,998	1,596
July	2,784	2,563
August	3,152	3,390
September	4,241	4,149
October	5,200	5,014
November	5,927	5,981
December	6,922	6,492
January	7,588	
February	8,564	
March	9,376	
April	9,847	
May	9,868	
June	9,868	

QUALITY

	Quantity	Base Number	Contract	AT	Region	England
% of FP17s for the same patient ID Re-attending within 3 months - Children	34	808	4.2%	9.4%	11.6%	11.8%
% of FP17s for the same patient ID Re-attending within 3 months - Adults	173	2,423	7.1%	12.6%	15.1%	15.6%
% of FP17s for the same patient ID Re-attending between 3 & 9 months - Children	464	808	57.4%	59.2%	59.9%	58.8%
% of FP17s for the same patient ID Re-attending between 3 & 9 months - Adults	1,464	2,423	60.4%	50.2%	52.0%	51.0%
% of FP17s for Band 1 Urgent Courses	137	3,044	4.5%	7.0%	8.0%	9.0%
% of FP17s Relating to Free Repair or Replacements	17	3,044	0.6%	0.8%	0.8%	0.8%
% of FP17s Relating to Continuations	34	3,044	1.1%	1.0%	0.9%	0.9%
% of Patients satisfied with the dentistry they have received	0	0	N/A	94.4%	93.6%	93.2%
% of Patients satisfied with the time they had to wait for an appointment	0	0	N/A	92.3%	88.6%	88.3%

* This is based on patients treated on this contract for their most recent course of treatment. Figures in italics indicate the base number of FP17s or Patient Questionnaire responses are less than 100. N/A is shown where the base number of responses is less than 10 during the period. % is calculated as Quantity/Base number*100

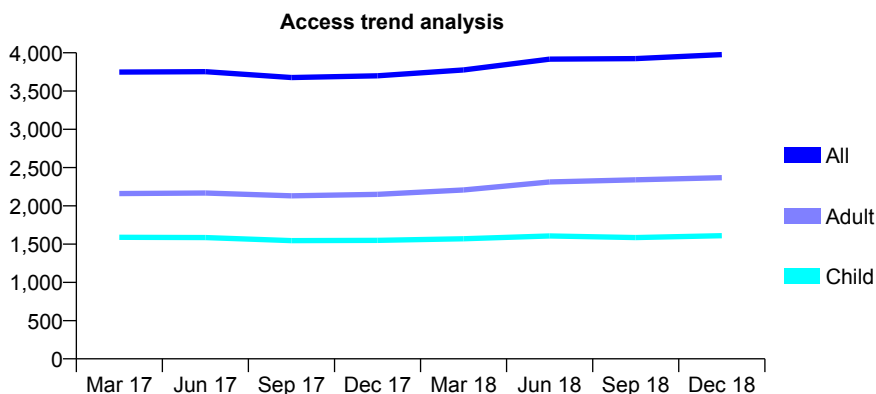
Q53 - Vital Signs At a Glance Contract Report for 574422/0001 - December 2018

Name or company name	MR R OSMAN
Contract type name	GDS Contract
Purpose of contract	General and Orthodontic
Contract start date	01/04/2006
Contract end date	

18/19 Contracted general activity (UDA)	5,528
Carry forward general activity (UDA)	176
18/19 Contracted orthodontic activity (UOA)	1,188
Carry forward orthodontic activity (UOA)	9
Baseline contract value	£211,723.95

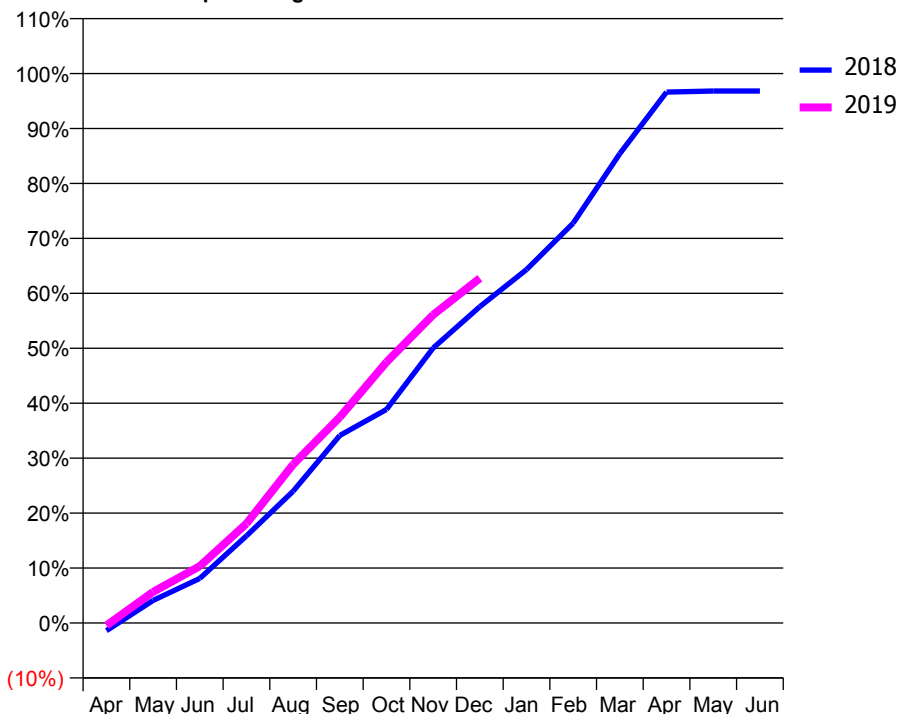
ACCESS*

Patients seen in 24 months	Total	Change since previous quarter
Quarter ending December 2017	3,699	
Quarter ending March 2018	3,776	↑
Quarter ending June 2018	3,918	↑
Quarter ending September 2018	3,925	→
Quarter ending December 2018	3,976	→
Variance since December 2017	7.5%	↑



ACTIVITY

Cumulative percentage of contracted UDA delivered 2018 & 2019



Month	Adjusted Scheduled Activity (UDA)	
	2018	2019
April	-78	-26
May	228	314
June	449	572
July	876	1,000
August	1,327	1,595
September	1,886	2,070
October	2,149	2,625
November	2,766	3,101
December	3,182	3,468
January	3,556	
February	4,022	
March	4,722	
April	5,341	
May	5,351	
June	5,351	

QUALITY

	Quantity	Base Number	Contract	AT	Region	England
% of FP17s for the same patient ID Re-attending within 3 months - Children	227	1,842	12.3%	9.4%	11.6%	11.8%
% of FP17s for the same patient ID Re-attending within 3 months - Adults	402	2,263	17.8%	12.6%	15.1%	15.6%
% of FP17s for the same patient ID Re-attending between 3 & 9 months - Children	1,041	1,842	56.5%	59.2%	59.9%	58.8%
% of FP17s for the same patient ID Re-attending between 3 & 9 months - Adults	1,078	2,263	47.6%	50.2%	52.0%	51.0%
% of FP17s for Band 1 Urgent Courses	105	1,931	5.4%	7.0%	8.0%	9.0%
% of FP17s Relating to Free Repair or Replacements	20	1,931	1.0%	0.8%	0.8%	0.8%
% of FP17s Relating to Continuations	43	1,931	2.2%	1.0%	0.9%	0.9%
% of Patients satisfied with the dentistry they have received	3	3	N/A	94.4%	93.6%	93.2%
% of Patients satisfied with the time they had to wait for an appointment	3	3	N/A	92.3%	88.6%	88.3%

* This is based on patients treated on this contract for their most recent course of treatment. Figures in italics indicate the base number of FP17s or Patient Questionnaire responses are less than 100. N/A is shown where the base number of responses is less than 10 during the period. % is calculated as Quantity/Base number*100

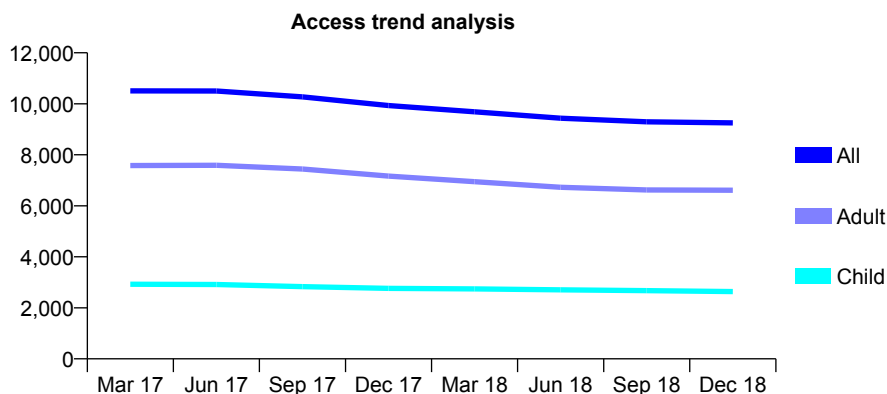
Q53 - Vital Signs At a Glance Contract Report for 574422/0002 - December 2018

Name or company name	MR R OSMAN
Contract type name	GDS Contract
Purpose of contract	General and Orthodontic
Contract start date	01/04/2006
Contract end date	

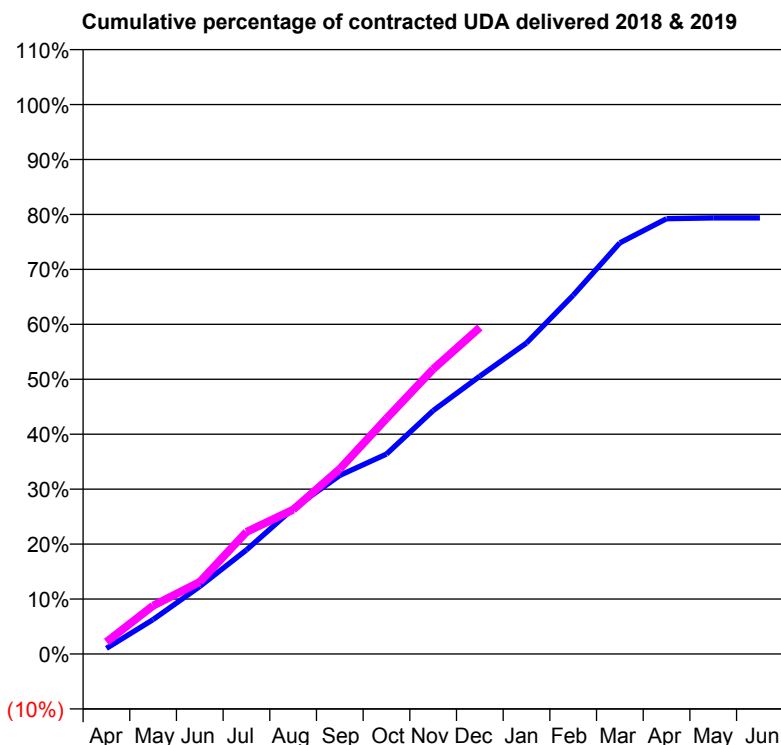
18/19 Contracted general activity (UDA)	30,693
Carry forward general activity (UDA)	0
18/19 Contracted orthodontic activity (UOA)	1,672
Carry forward orthodontic activity (UOA)	-1
Baseline contract value	£913,267.46

ACCESS*

Patients seen in 24 months	Total	Change since previous quarter
Quarter ending December 2017	9,930	
Quarter ending March 2018	9,686	↓
Quarter ending June 2018	9,434	↓
Quarter ending September 2018	9,296	↓
Quarter ending December 2018	9,252	→
Variance since December 2017	(6.8%)	↓



ACTIVITY



Month	Adjusted Scheduled Activity (UDA)	
	2018	2019
April	320	676
May	1,923	2,698
June	3,771	4,023
July	5,813	6,820
August	8,121	8,065
September	9,974	10,340
October	11,171	13,158
November	13,594	15,915
December	15,519	18,235
January	17,371	
February	20,038	
March	22,968	
April	24,317	
May	24,363	
June	24,363	

QUALITY

	Quantity	Base Number	Contract	AT	Region	England
% of FP17s for the same patient ID Re-attending within 3 months - Children	378	2,572	14.7%	9.4%	11.6%	11.8%
% of FP17s for the same patient ID Re-attending within 3 months - Adults	1,351	6,007	22.5%	12.6%	15.1%	15.6%
% of FP17s for the same patient ID Re-attending between 3 & 9 months - Children	1,113	2,572	43.3%	59.2%	59.9%	58.8%
% of FP17s for the same patient ID Re-attending between 3 & 9 months - Adults	2,382	6,007	39.7%	50.2%	52.0%	51.0%
% of FP17s for Band 1 Urgent Courses	731	7,577	9.6%	7.0%	8.0%	9.0%
% of FP17s Relating to Free Repair or Replacements	155	7,577	2.0%	0.8%	0.8%	0.8%
% of FP17s Relating to Continuations	180	7,577	2.4%	1.0%	0.9%	0.9%
% of Patients satisfied with the dentistry they have received	10	11	90.9%	94.4%	93.6%	93.2%
% of Patients satisfied with the time they had to wait for an appointment	10	11	90.9%	92.3%	88.6%	88.3%

* This is based on patients treated on this contract for their most recent course of treatment. Figures in italics indicate the base number of FP17s or Patient Questionnaire responses are less than 100. N/A is shown where the base number of responses is less than 10 during the period. % is calculated as Quantity/Base number*100

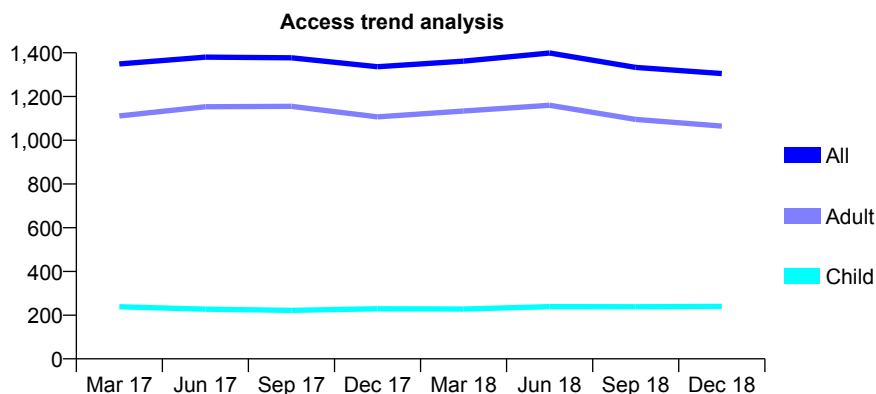
Q53 - Vital Signs At a Glance Contract Report for 574546/0001 - December 2018

Name or company name	MR PS THIARA
Contract type name	GDS Contract
Purpose of contract	General
Contract start date	01/04/2006
Contract end date	

18/19 Contracted general activity (UDA)	2,900
Carry forward general activity (UDA)	0
18/19 Contracted orthodontic activity (UOA)	0
Carry forward orthodontic activity (UOA)	0
Baseline contract value	£74,493.69

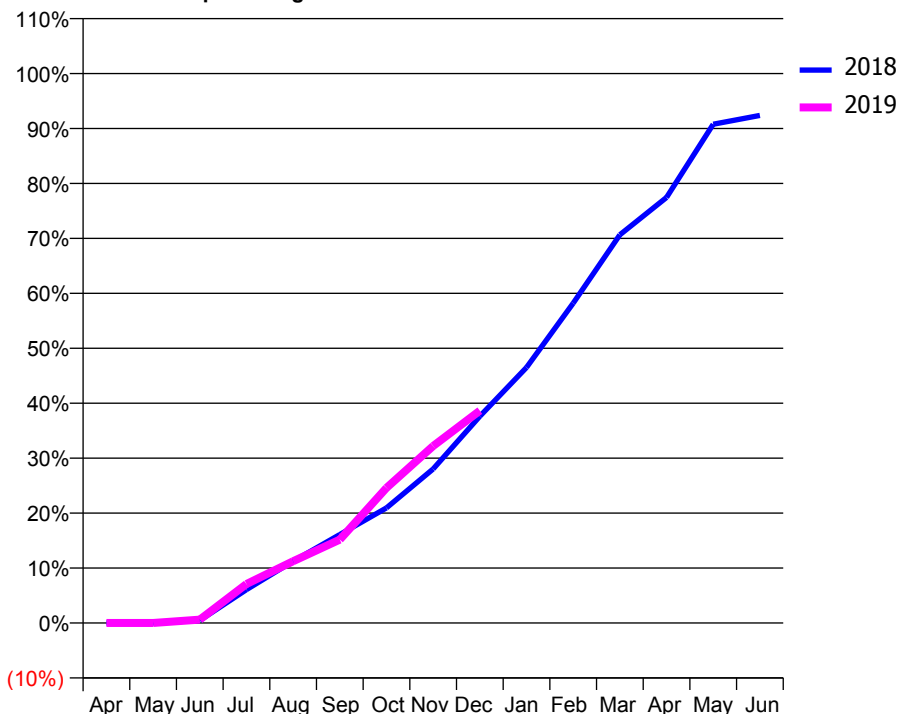
ACCESS*

Patients seen in 24 months	Total	Change since previous quarter
Quarter ending December 2017	1,336	
Quarter ending March 2018	1,362	→
Quarter ending June 2018	1,399	↑
Quarter ending September 2018	1,333	↓
Quarter ending December 2018	1,305	↓
Variance since December 2017	(2.3%)	↓



ACTIVITY

Cumulative percentage of contracted UDA delivered 2018 & 2019



Adjusted Scheduled Activity (UDA)

Month	2018	2019
April	0	0
May	0	0
June	14	18
July	176	206
August	326	326
September	467	440
October	608	713
November	813	934
December	1,091	1,121
January	1,349	
February	1,688	
March	2,049	
April	2,246	
May	2,632	
June	2,679	

QUALITY

	Quantity	Base Number	Contract	AT	Region	England
% of FP17s for the same patient ID Re-attending within 3 months - Children	3	164	1.8%	9.4%	11.6%	11.8%
% of FP17s for the same patient ID Re-attending within 3 months - Adults	14	539	2.6%	12.6%	15.1%	15.6%
% of FP17s for the same patient ID Re-attending between 3 & 9 months - Children	50	164	30.5%	59.2%	59.9%	58.8%
% of FP17s for the same patient ID Re-attending between 3 & 9 months - Adults	177	539	32.8%	50.2%	52.0%	51.0%
% of FP17s for Band 1 Urgent Courses	0	452	0.0%	7.0%	8.0%	9.0%
% of FP17s Relating to Free Repair or Replacements	0	452	0.0%	0.8%	0.8%	0.8%
% of FP17s Relating to Continuations	0	452	0.0%	1.0%	0.9%	0.9%
% of Patients satisfied with the dentistry they have received	1	2	N/A	94.4%	93.6%	93.2%
% of Patients satisfied with the time they had to wait for an appointment	2	2	N/A	92.3%	88.6%	88.3%

* This is based on patients treated on this contract for their most recent course of treatment. Figures in italics indicate the base number of FP17s or Patient Questionnaire responses are less than 100. N/A is shown where the base number of responses is less than 10 during the period. % is calculated as Quantity/Base number*100

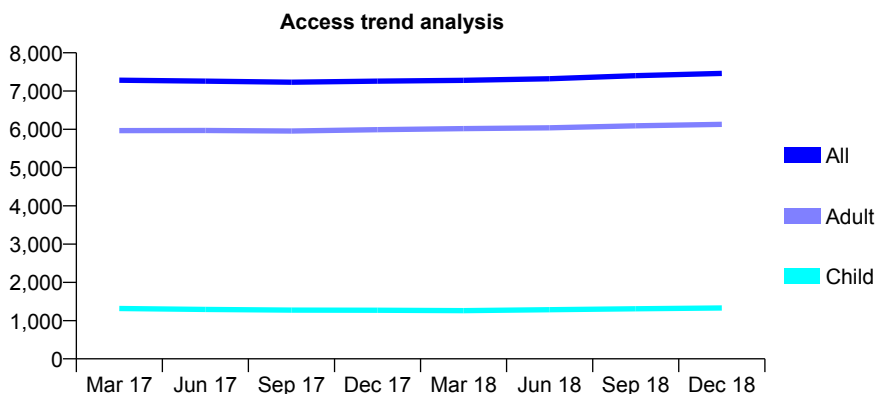
Q53 - Vital Signs At a Glance Contract Report for 575186/0002 - December 2018

Name or company name	A Khetia and S Mehra
Contract type name	Pilot Contract
Purpose of contract	General
Contract start date	01/04/2006
Contract end date	

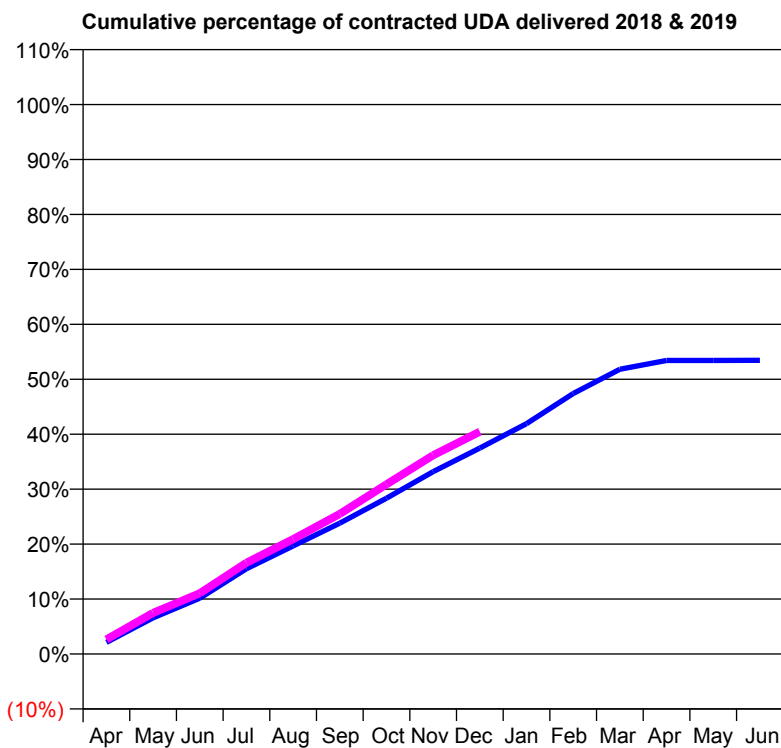
18/19 Contracted general activity (UDA)	23,300
Carry forward general activity (UDA)	0
18/19 Contracted orthodontic activity (UOA)	0
Carry forward orthodontic activity (UOA)	0
Baseline contract value	£702,257.41

ACCESS*

Patients seen in 24 months	Total	Change since previous quarter
Quarter ending December 2017	7,261	
Quarter ending March 2018	7,280	→
Quarter ending June 2018	7,322	→
Quarter ending September 2018	7,401	→
Quarter ending December 2018	7,461	→
Variance since December 2017	2.8%	↑



ACTIVITY



Month	Adjusted Scheduled Activity (UDA)	
	2018	2019
April	495	618
May	1,536	1,746
June	2,368	2,577
July	3,617	3,869
August	4,582	4,870
September	5,550	5,939
October	6,605	7,193
November	7,734	8,425
December	8,730	9,427
January	9,770	
February	11,048	
March	12,072	
April	12,446	
May	12,446	
June	12,454	

QUALITY

	Quantity	Base Number	Contract	AT	Region	England
% of FP17s for the same patient ID Re-attending within 3 months - Children	24	1,360	1.8%	9.4%	11.6%	11.8%
% of FP17s for the same patient ID Re-attending within 3 months - Adults	203	5,025	4.0%	12.6%	15.1%	15.6%
% of FP17s for the same patient ID Re-attending between 3 & 9 months - Children	684	1,360	50.3%	59.2%	59.9%	58.8%
% of FP17s for the same patient ID Re-attending between 3 & 9 months - Adults	1,698	5,025	33.8%	50.2%	52.0%	51.0%
% of FP17s for Band 1 Urgent Courses	223	6,092	3.7%	7.0%	8.0%	9.0%
% of FP17s Relating to Free Repair or Replacements	9	6,092	0.1%	0.8%	0.8%	0.8%
% of FP17s Relating to Continuations	17	6,092	0.3%	1.0%	0.9%	0.9%
% of Patients satisfied with the dentistry they have received	5	5	N/A	94.4%	93.6%	93.2%
% of Patients satisfied with the time they had to wait for an appointment	4	5	N/A	92.3%	88.6%	88.3%

* This is based on patients treated on this contract for their most recent course of treatment. Figures in italics indicate the base number of FP17s or Patient Questionnaire responses are less than 100. N/A is shown where the base number of responses is less than 10 during the period. % is calculated as Quantity/Base number*100

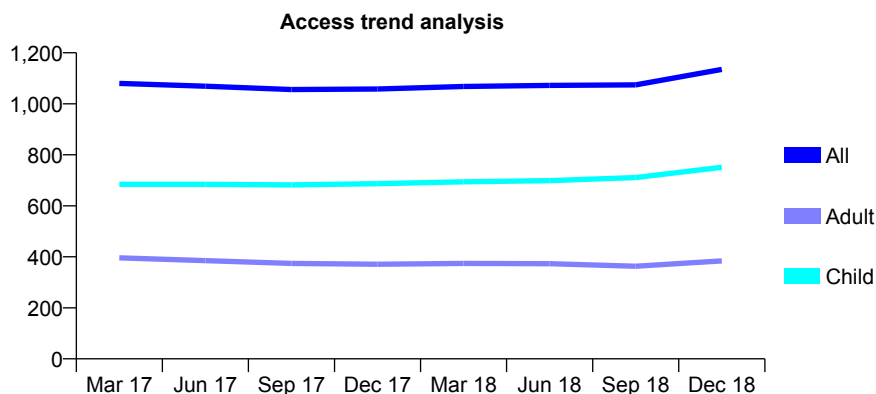
Q53 - Vital Signs At a Glance Contract Report for 575798/0001 - December 2018

Name or company name	Hughes & Meixner
Contract type name	GDS Contract
Purpose of contract	General
Contract start date	01/04/2006
Contract end date	

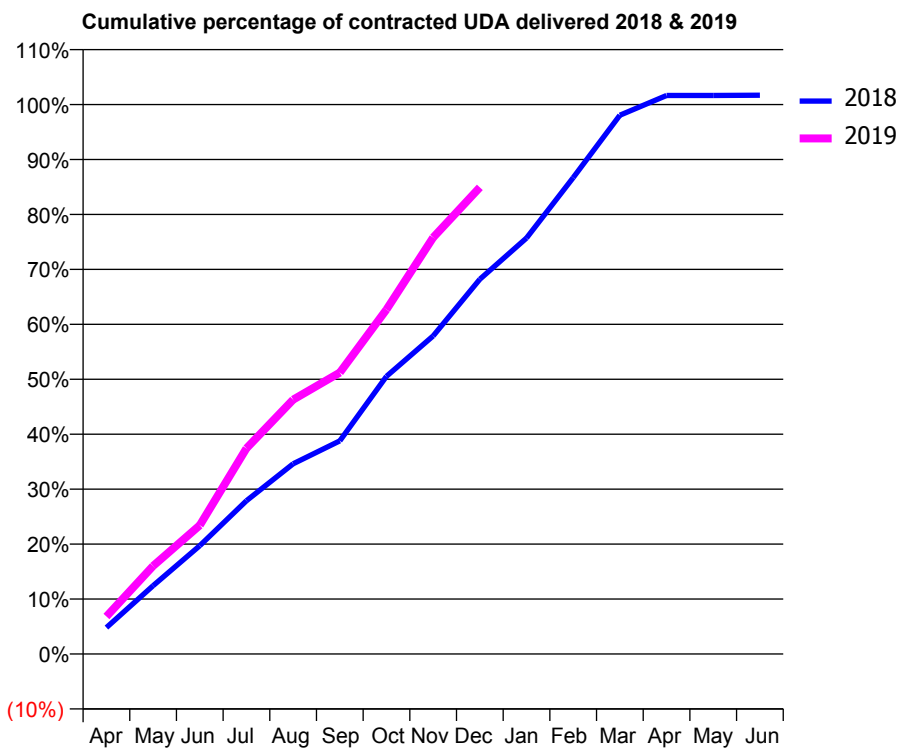
18/19 Contracted general activity (UDA)	2,750
Carry forward general activity (UDA)	-46
18/19 Contracted orthodontic activity (UOA)	0
Carry forward orthodontic activity (UOA)	0
Baseline contract value	£72,733.39

ACCESS*

Patients seen in 24 months	Total	Change since previous quarter
Quarter ending December 2017	1,058	
Quarter ending March 2018	1,068	→
Quarter ending June 2018	1,072	→
Quarter ending September 2018	1,074	→
Quarter ending December 2018	1,135	↑
Variance since December 2017	7.3%	↑



ACTIVITY



Month	Adjusted Scheduled Activity (UDA)	
	2018	2019
April	132	188
May	342	441
June	542	644
July	767	1,030
August	952	1,273
September	1,067	1,408
October	1,390	1,724
November	1,592	2,084
December	1,876	2,335
January	2,082	
February	2,384	
March	2,696	
April	2,795	
May	2,795	
June	2,796	

QUALITY

	Quantity	Base Number	Contract	AT	Region	England
% of FP17s for the same patient ID Re-attending within 3 months - Children	79	930	8.5%	9.4%	11.6%	11.8%
% of FP17s for the same patient ID Re-attending within 3 months - Adults	84	368	22.8%	12.6%	15.1%	15.6%
% of FP17s for the same patient ID Re-attending between 3 & 9 months - Children	626	930	67.3%	59.2%	59.9%	58.8%
% of FP17s for the same patient ID Re-attending between 3 & 9 months - Adults	174	368	47.3%	50.2%	52.0%	51.0%
% of FP17s for Band 1 Urgent Courses	91	1,206	7.5%	7.0%	8.0%	9.0%
% of FP17s Relating to Free Repair or Replacements	1	1,206	0.1%	0.8%	0.8%	0.8%
% of FP17s Relating to Continuations	0	1,206	0.0%	1.0%	0.9%	0.9%
% of Patients satisfied with the dentistry they have received	2	2	N/A	94.4%	93.6%	93.2%
% of Patients satisfied with the time they had to wait for an appointment	2	2	N/A	92.3%	88.6%	88.3%

* This is based on patients treated on this contract for their most recent course of treatment. Figures in italics indicate the base number of FP17s or Patient Questionnaire responses are less than 100. N/A is shown where the base number of responses is less than 10 during the period. % is calculated as Quantity/Base number*100

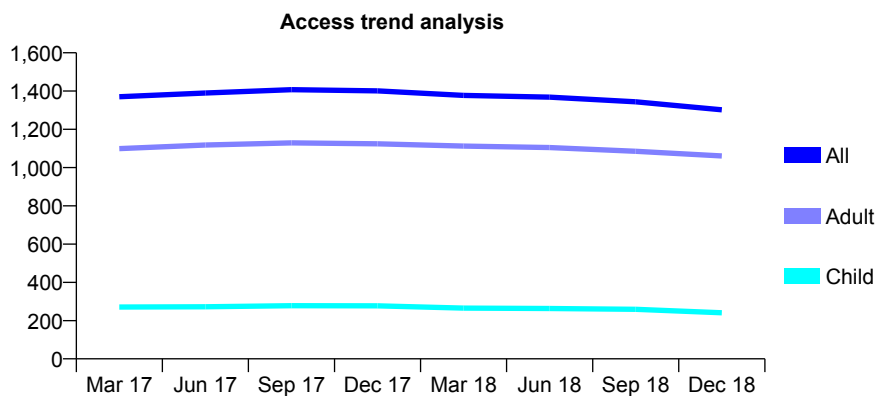
Q53 - Vital Signs At a Glance Contract Report for 619744/0005 - December 2018

Name or company name	MR AM WILLIAMS
Contract type name	GDS Contract
Purpose of contract	General
Contract start date	02/07/2012
Contract end date	

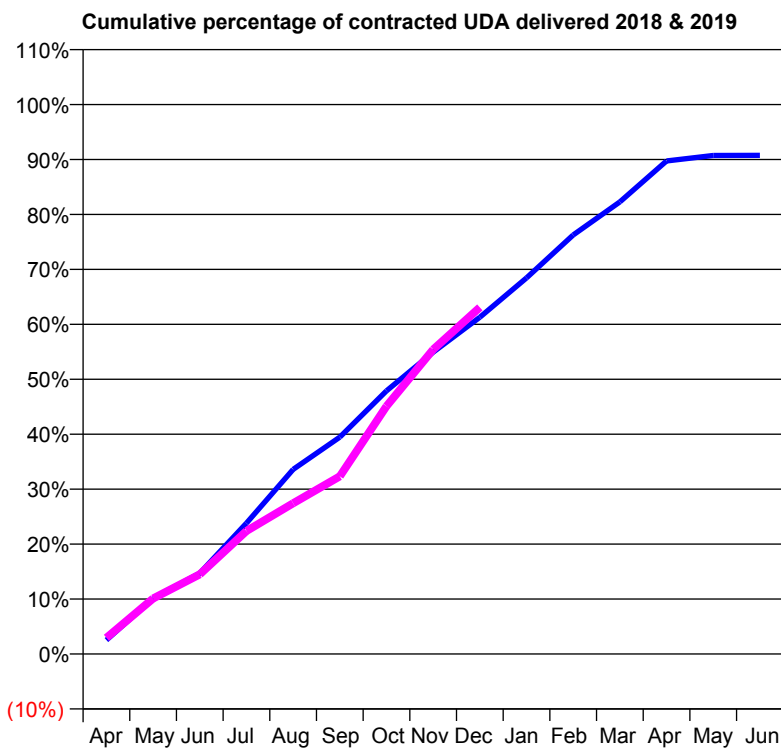
18/19 Contracted general activity (UDA)	3,761
Carry forward general activity (UDA)	0
18/19 Contracted orthodontic activity (UOA)	0
Carry forward orthodontic activity (UOA)	0
Baseline contract value	£80,307.88

ACCESS*

Patients seen in 24 months	Total	Change since previous quarter
Quarter ending December 2017	1,401	
Quarter ending March 2018	1,377	↓
Quarter ending June 2018	1,368	→
Quarter ending September 2018	1,344	↓
Quarter ending December 2018	1,302	↓
Variance since December 2017	(7.1%)	↓



ACTIVITY



Month	Adjusted Scheduled Activity (UDA)	
	2018	2019
April	96	111
May	380	380
June	554	545
July	896	842
August	1,264	1,032
September	1,485	1,216
October	1,802	1,696
November	2,066	2,084
December	2,305	2,372
January	2,574	
February	2,868	
March	3,095	
April	3,375	
May	3,412	
June	3,413	

QUALITY

	Quantity	Base Number	Contract	AT	Region	England
% of FP17s for the same patient ID Re-attending within 3 months - Children	5	253	2.0%	9.4%	11.6%	11.8%
% of FP17s for the same patient ID Re-attending within 3 months - Adults	171	1,301	13.1%	12.6%	15.1%	15.6%
% of FP17s for the same patient ID Re-attending between 3 & 9 months - Children	162	253	64.0%	59.2%	59.9%	58.8%
% of FP17s for the same patient ID Re-attending between 3 & 9 months - Adults	836	1,301	64.3%	50.2%	52.0%	51.0%
% of FP17s for Band 1 Urgent Courses	106	1,429	7.4%	7.0%	8.0%	9.0%
% of FP17s Relating to Free Repair or Replacements	15	1,429	1.0%	0.8%	0.8%	0.8%
% of FP17s Relating to Continuations	26	1,429	1.8%	1.0%	0.9%	0.9%
% of Patients satisfied with the dentistry they have received	6	6	N/A	94.4%	93.6%	93.2%
% of Patients satisfied with the time they had to wait for an appointment	5	6	N/A	92.3%	88.6%	88.3%

* This is based on patients treated on this contract for their most recent course of treatment. Figures in italics indicate the base number of FP17s or Patient Questionnaire responses are less than 100. N/A is shown where the base number of responses is less than 10 during the period. % is calculated as Quantity/Base number*100

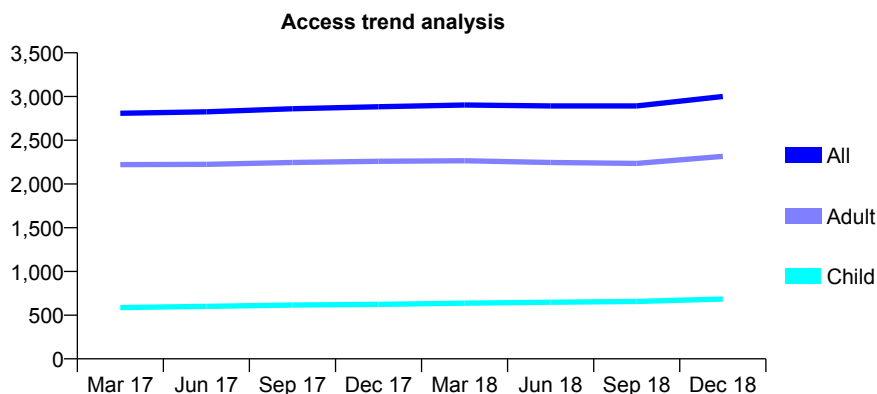
Q53 - Vital Signs At a Glance Contract Report for 619744/0006 - December 2018

Name or company name	MR AM WILLIAMS
Contract type name	GDS Contract
Purpose of contract	General and Orthodontic
Contract start date	02/07/2012
Contract end date	

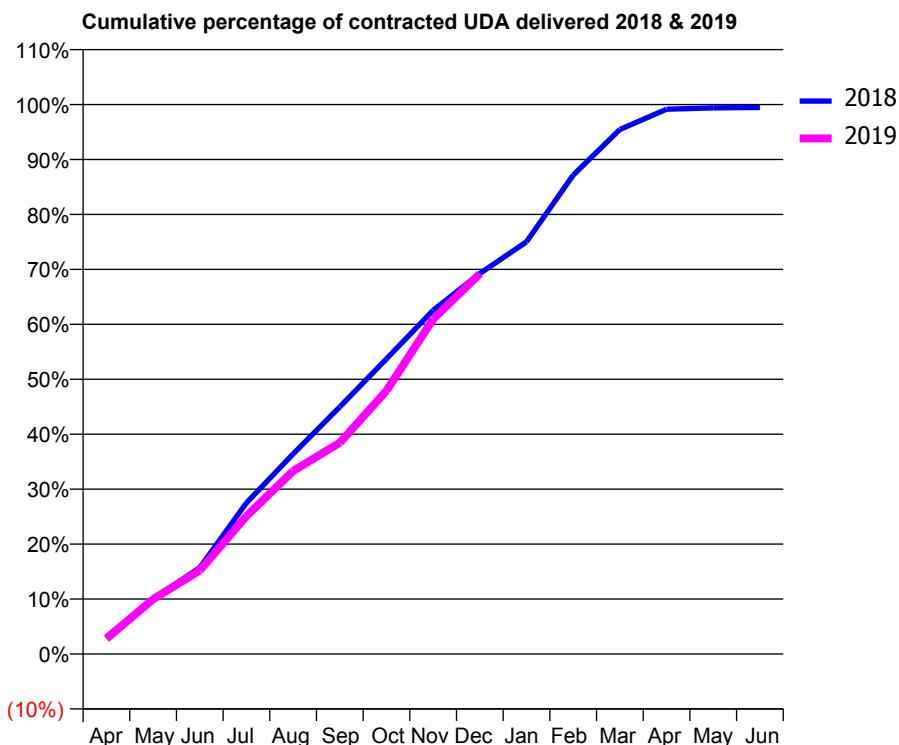
18/19 Contracted general activity (UDA)	7,452
Carry forward general activity (UDA)	41
18/19 Contracted orthodontic activity (UOA)	409
Carry forward orthodontic activity (UOA)	0
Baseline contract value	£183,686.14

ACCESS*

Patients seen in 24 months	Total	Change since previous quarter
Quarter ending December 2017	2,883	
Quarter ending March 2018	2,903	→
Quarter ending June 2018	2,892	→
Quarter ending September 2018	2,892	→
Quarter ending December 2018	3,000	↑
Variance since December 2017	4.1%	↑



ACTIVITY



Month	Adjusted Scheduled Activity (UDA)	
	2018	2019
April	232	206
May	748	744
June	1,171	1,132
July	2,051	1,871
August	2,714	2,482
September	3,352	2,866
October	4,003	3,571
November	4,661	4,542
December	5,161	5,156
January	5,591	
February	6,495	
March	7,113	
April	7,388	
May	7,407	
June	7,411	

QUALITY

	Quantity	Base Number	Contract	AT	Region	England
% of FP17s for the same patient ID Re-attending within 3 months - Children	57	777	7.3%	9.4%	11.6%	11.8%
% of FP17s for the same patient ID Re-attending within 3 months - Adults	347	2,761	12.6%	12.6%	15.1%	15.6%
% of FP17s for the same patient ID Re-attending between 3 & 9 months - Children	461	777	59.3%	59.2%	59.9%	58.8%
% of FP17s for the same patient ID Re-attending between 3 & 9 months - Adults	1,693	2,761	61.3%	50.2%	52.0%	51.0%
% of FP17s for Band 1 Urgent Courses	282	3,328	8.5%	7.0%	8.0%	9.0%
% of FP17s Relating to Free Repair or Replacements	36	3,328	1.1%	0.8%	0.8%	0.8%
% of FP17s Relating to Continuations	51	3,328	1.5%	1.0%	0.9%	0.9%
% of Patients satisfied with the dentistry they have received	3	3	N/A	94.4%	93.6%	93.2%
% of Patients satisfied with the time they had to wait for an appointment	3	3	N/A	92.3%	88.6%	88.3%

* This is based on patients treated on this contract for their most recent course of treatment. Figures in italics indicate the base number of FP17s or Patient Questionnaire responses are less than 100. N/A is shown where the base number of responses is less than 10 during the period. % is calculated as Quantity/Base number*100

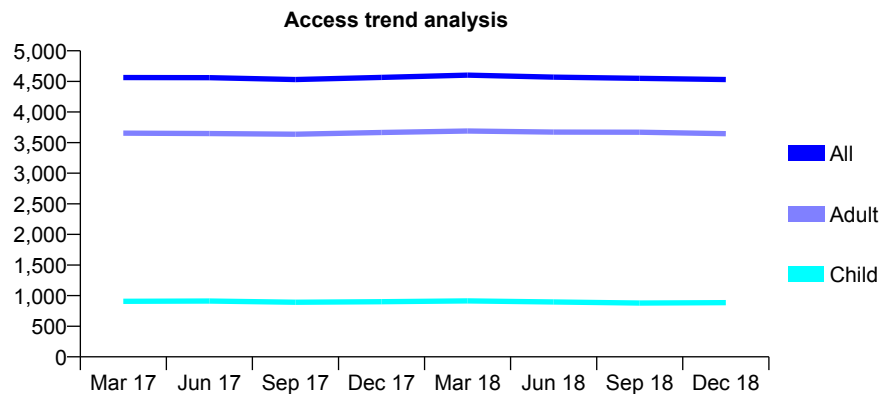
Q53 - Vital Signs At a Glance Contract Report for 626171/0001 - December 2018

Name or company name	MR MG HASSALL
Contract type name	GDS Contract
Purpose of contract	General
Contract start date	01/04/2006
Contract end date	

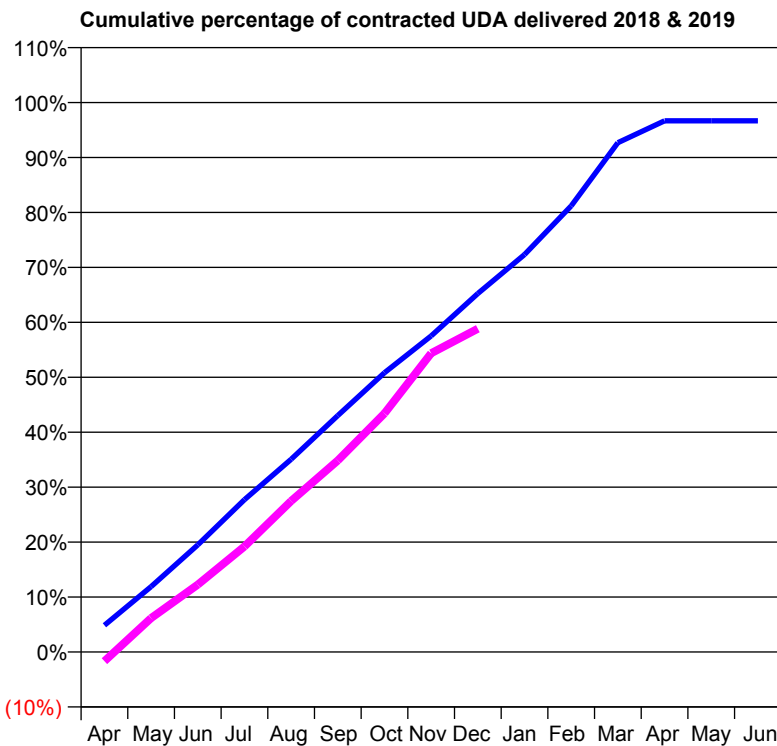
18/19 Contracted general activity (UDA)	12,950
Carry forward general activity (UDA)	431
18/19 Contracted orthodontic activity (UOA)	0
Carry forward orthodontic activity (UOA)	0
Baseline contract value	£276,518.76

ACCESS*

Patients seen in 24 months	Total	Change since previous quarter
Quarter ending December 2017	4,565	
Quarter ending March 2018	4,603	→
Quarter ending June 2018	4,569	→
Quarter ending September 2018	4,551	→
Quarter ending December 2018	4,531	→
Variance since December 2017	(0.7%)	→



ACTIVITY



Month	Adjusted Scheduled Activity (UDA)	
	2018	2019
April	630	-217
May	1,543	800
June	2,524	1,587
July	3,592	2,486
August	4,543	3,558
September	5,573	4,513
October	6,582	5,623
November	7,451	7,041
December	8,448	7,621
January	9,366	
February	10,513	
March	12,004	
April	12,519	
May	12,519	
June	12,519	

QUALITY

	Quantity	Base Number	Contract	AT	Region	England
% of FP17s for the same patient ID Re-attending within 3 months - Children	23	818	2.8%	9.4%	11.6%	11.8%
% of FP17s for the same patient ID Re-attending within 3 months - Adults	319	3,448	9.3%	12.6%	15.1%	15.6%
% of FP17s for the same patient ID Re-attending between 3 & 9 months - Children	339	818	41.4%	59.2%	59.9%	58.8%
% of FP17s for the same patient ID Re-attending between 3 & 9 months - Adults	1,273	3,448	36.9%	50.2%	52.0%	51.0%
% of FP17s for Band 1 Urgent Courses	83	4,059	2.0%	7.0%	8.0%	9.0%
% of FP17s Relating to Free Repair or Replacements	31	4,059	0.8%	0.8%	0.8%	0.8%
% of FP17s Relating to Continuations	58	4,059	1.4%	1.0%	0.9%	0.9%
% of Patients satisfied with the dentistry they have received	2	2	N/A	94.4%	93.6%	93.2%
% of Patients satisfied with the time they had to wait for an appointment	1	2	N/A	92.3%	88.6%	88.3%

* This is based on patients treated on this contract for their most recent course of treatment. Figures in italics indicate the base number of FP17s or Patient Questionnaire responses are less than 100. N/A is shown where the base number of responses is less than 10 during the period. % is calculated as Quantity/Base number*100

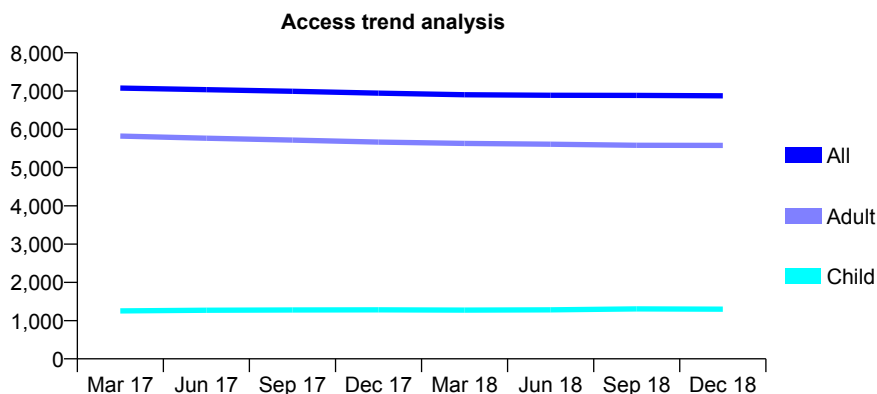
Q53 - Vital Signs At a Glance Contract Report for 630152/0001 - December 2018

Name or company name	MR TJ LEWIN
Contract type name	GDS Contract
Purpose of contract	General
Contract start date	01/04/2006
Contract end date	

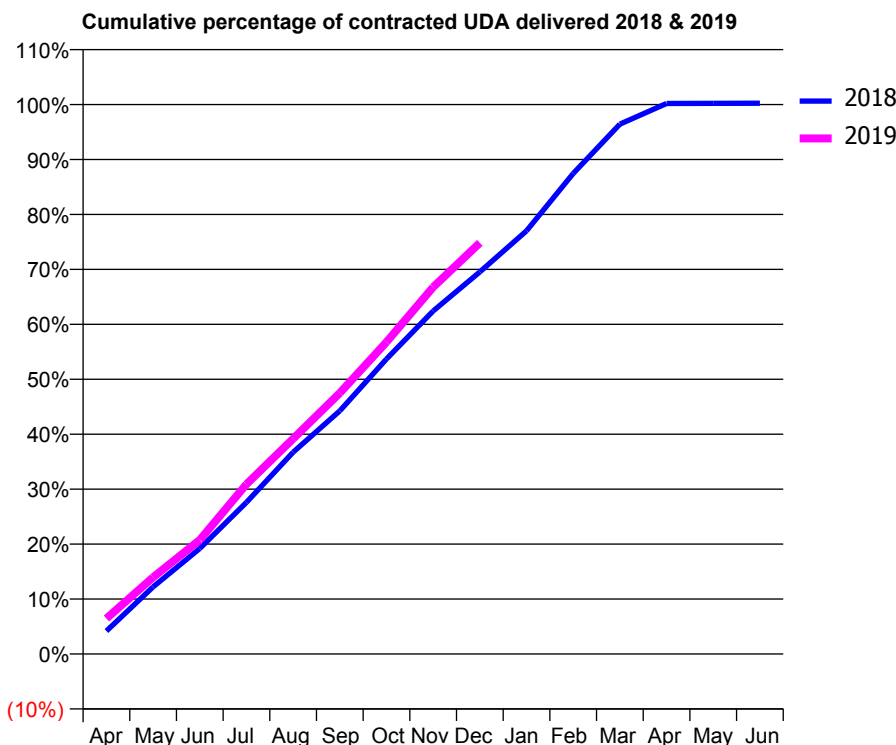
18/19 Contracted general activity (UDA)	18,059
Carry forward general activity (UDA)	-40
18/19 Contracted orthodontic activity (UOA)	0
Carry forward orthodontic activity (UOA)	0
Baseline contract value	£462,359.39

ACCESS*

Patients seen in 24 months	Total	Change since previous quarter
Quarter ending December 2017	6,945	
Quarter ending March 2018	6,905	→
Quarter ending June 2018	6,891	→
Quarter ending September 2018	6,888	→
Quarter ending December 2018	6,877	→
Variance since December 2017	(1.0%)	→



ACTIVITY



Month	Adjusted Scheduled Activity (UDA)	
	2018	2019
April	755	1,166
May	2,207	2,521
June	3,468	3,750
July	4,984	5,579
August	6,632	7,077
September	7,993	8,578
October	9,696	10,254
November	11,275	12,059
December	12,558	13,513
January	13,909	
February	15,791	
March	17,412	
April	18,092	
May	18,095	
June	18,099	

QUALITY

	Quantity	Base Number	Contract	AT	Region	England
% of FP17s for the same patient ID Re-attending within 3 months - Children	86	1,429	6.0%	9.4%	11.6%	11.8%
% of FP17s for the same patient ID Re-attending within 3 months - Adults	933	5,943	15.7%	12.6%	15.1%	15.6%
% of FP17s for the same patient ID Re-attending between 3 & 9 months - Children	836	1,429	58.5%	59.2%	59.9%	58.8%
% of FP17s for the same patient ID Re-attending between 3 & 9 months - Adults	2,300	5,943	38.7%	50.2%	52.0%	51.0%
% of FP17s for Band 1 Urgent Courses	468	6,583	7.1%	7.0%	8.0%	9.0%
% of FP17s Relating to Free Repair or Replacements	84	6,583	1.3%	0.8%	0.8%	0.8%
% of FP17s Relating to Continuations	104	6,583	1.6%	1.0%	0.9%	0.9%
% of Patients satisfied with the dentistry they have received	6	6	N/A	94.4%	93.6%	93.2%
% of Patients satisfied with the time they had to wait for an appointment	6	6	N/A	92.3%	88.6%	88.3%

* This is based on patients treated on this contract for their most recent course of treatment. Figures in italics indicate the base number of FP17s or Patient Questionnaire responses are less than 100. N/A is shown where the base number of responses is less than 10 during the period. % is calculated as Quantity/Base number*100

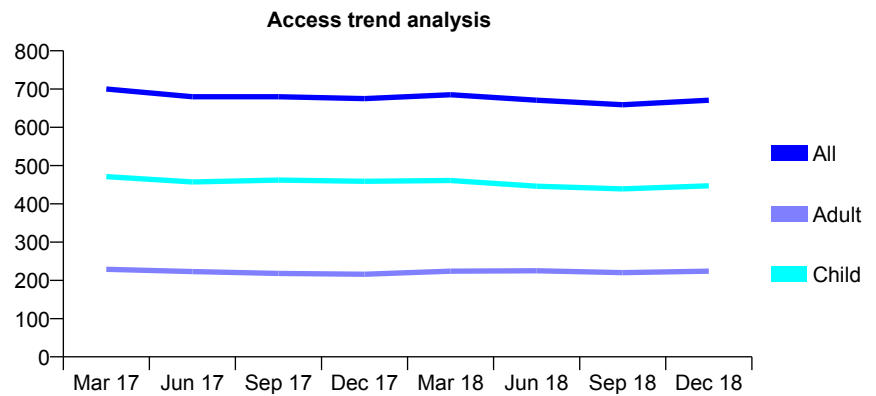
Q53 - Vital Signs At a Glance Contract Report for 630470/0001 - December 2018

Name or company name	Arthurell, Airdrie, Wellington
Contract type name	GDS Contract
Purpose of contract	General
Contract start date	01/08/2012
Contract end date	

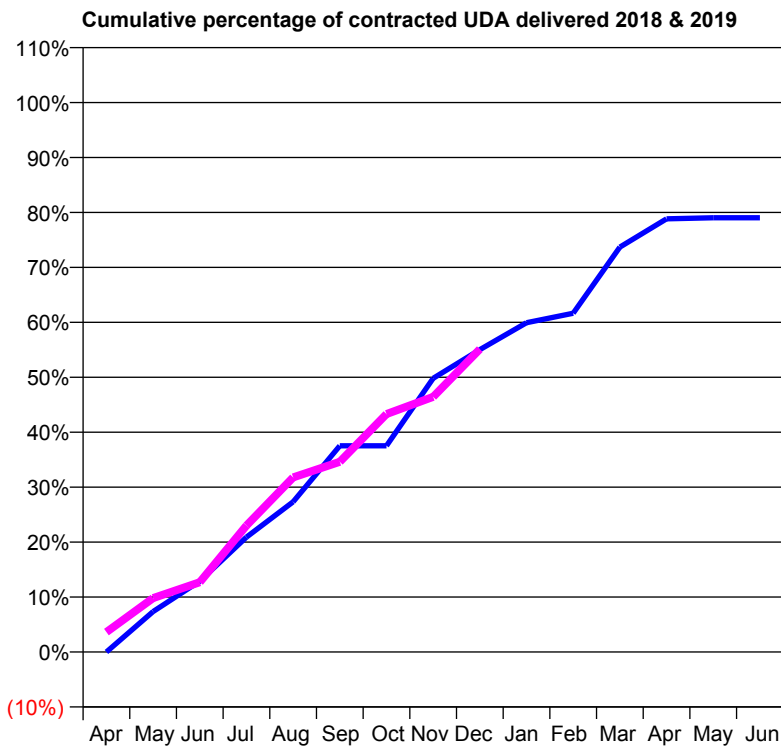
18/19 Contracted general activity (UDA)	1,630
Carry forward general activity (UDA)	0
18/19 Contracted orthodontic activity (UOA)	0
Carry forward orthodontic activity (UOA)	0
Baseline contract value	£37,281.24

ACCESS*

Patients seen in 24 months	Total	Change since previous quarter
Quarter ending December 2017	675	
Quarter ending March 2018	685	→
Quarter ending June 2018	671	↓
Quarter ending September 2018	659	↓
Quarter ending December 2018	671	→
Variance since December 2017	(0.6%)	→



ACTIVITY



Month	Adjusted Scheduled Activity (UDA)	
	2018	2019
April	0	59
May	120	160
June	210	207
July	341	375
August	446	518
September	612	564
October	612	706
November	812	757
December	897	898
January	977	
February	1,005	
March	1,201	
April	1,285	
May	1,288	
June	1,288	

QUALITY

	Quantity	Base Number	Contract	AT	Region	England
% of FP17s for the same patient ID Re-attending within 3 months - Children	24	542	4.4%	9.4%	11.6%	11.8%
% of FP17s for the same patient ID Re-attending within 3 months - Adults	19	181	10.5%	12.6%	15.1%	15.6%
% of FP17s for the same patient ID Re-attending between 3 & 9 months - Children	420	542	77.5%	59.2%	59.9%	58.8%
% of FP17s for the same patient ID Re-attending between 3 & 9 months - Adults	120	181	66.3%	50.2%	52.0%	51.0%
% of FP17s for Band 1 Urgent Courses	12	662	1.8%	7.0%	8.0%	9.0%
% of FP17s Relating to Free Repair or Replacements	0	662	0.0%	0.8%	0.8%	0.8%
% of FP17s Relating to Continuations	1	662	0.2%	1.0%	0.9%	0.9%
% of Patients satisfied with the dentistry they have received	0	0	N/A	94.4%	93.6%	93.2%
% of Patients satisfied with the time they had to wait for an appointment	0	0	N/A	92.3%	88.6%	88.3%

* This is based on patients treated on this contract for their most recent course of treatment. Figures in italics indicate the base number of FP17s or Patient Questionnaire responses are less than 100. N/A is shown where the base number of responses is less than 10 during the period. % is calculated as Quantity/Base number*100

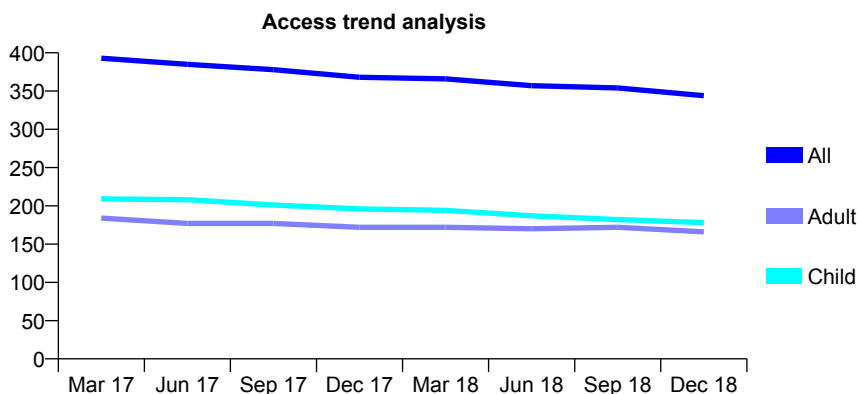
Q53 - Vital Signs At a Glance Contract Report for 634794/0001 - December 2018

Name or company name	MR MA FELLER
Contract type name	GDS Contract
Purpose of contract	General
Contract start date	01/04/2006
Contract end date	

18/19 Contracted general activity (UDA)	1,049
Carry forward general activity (UDA)	36
18/19 Contracted orthodontic activity (UOA)	0
Carry forward orthodontic activity (UOA)	0
Baseline contract value	£26,847.00

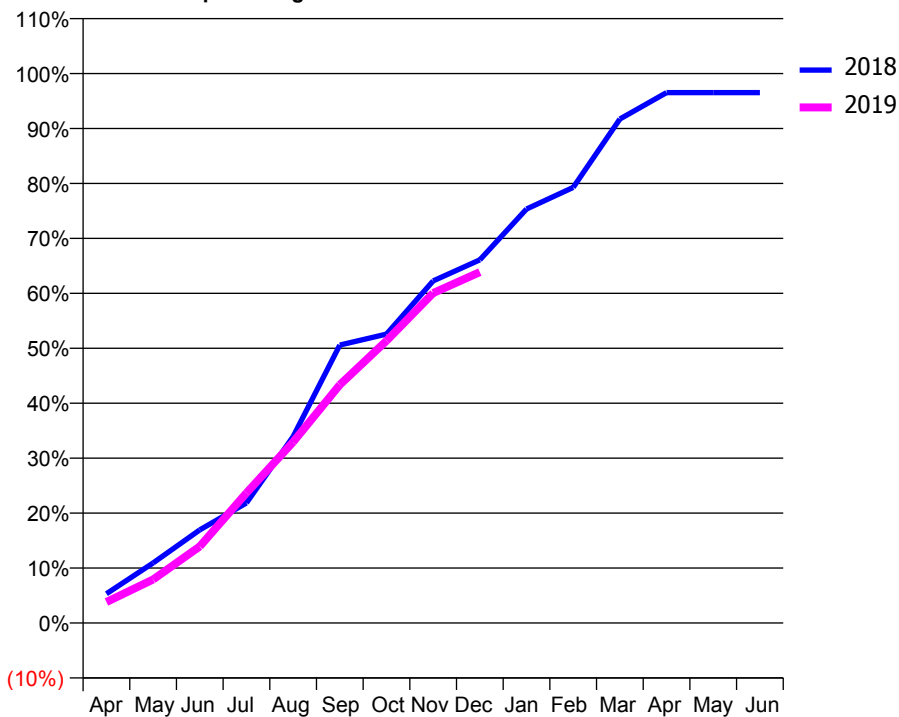
ACCESS*

Patients seen in 24 months	Total	Change since previous quarter
Quarter ending December 2017	368	
Quarter ending March 2018	366	→
Quarter ending June 2018	357	↓
Quarter ending September 2018	354	→
Quarter ending December 2018	344	↓
Variance since December 2017	(6.5%)	↓



ACTIVITY

Cumulative percentage of contracted UDA delivered 2018 & 2019



Adjusted Scheduled Activity (UDA)		
Month	2018	2019
April	56	40
May	115	83
June	178	146
July	229	248
August	356	346
September	531	455
October	552	539
November	653	630
December	693	670
January	790	
February	832	
March	962	
April	1,013	
May	1,013	
June	1,013	

QUALITY

	Quantity	Base Number	Contract	AT	Region	England
% of FP17s for the same patient ID Re-attending within 3 months - Children	7	212	3.3%	9.4%	11.6%	11.8%
% of FP17s for the same patient ID Re-attending within 3 months - Adults	5	102	4.9%	12.6%	15.1%	15.6%
% of FP17s for the same patient ID Re-attending between 3 & 9 months - Children	126	212	59.4%	59.2%	59.9%	58.8%
% of FP17s for the same patient ID Re-attending between 3 & 9 months - Adults	19	102	18.6%	50.2%	52.0%	51.0%
% of FP17s for Band 1 Urgent Courses	5	294	1.7%	7.0%	8.0%	9.0%
% of FP17s Relating to Free Repair or Replacements	0	294	0.0%	0.8%	0.8%	0.8%
% of FP17s Relating to Continuations	0	294	0.0%	1.0%	0.9%	0.9%
% of Patients satisfied with the dentistry they have received	0	0	N/A	94.4%	93.6%	93.2%
% of Patients satisfied with the time they had to wait for an appointment	0	0	N/A	92.3%	88.6%	88.3%

* This is based on patients treated on this contract for their most recent course of treatment. Figures in italics indicate the base number of FP17s or Patient Questionnaire responses are less than 100. N/A is shown where the base number of responses is less than 10 during the period. % is calculated as Quantity/Base number*100

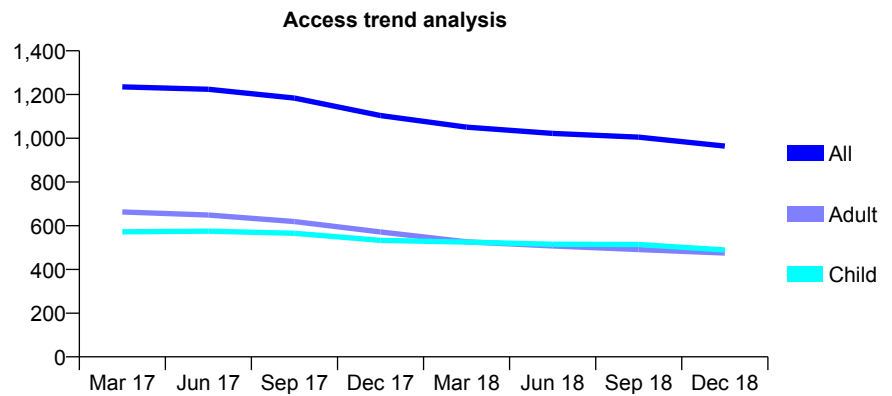
Q53 - Vital Signs At a Glance Contract Report for 635138/0001 - December 2018

Name or company name	MR FM RAHMAN
Contract type name	GDS Contract
Purpose of contract	General
Contract start date	01/04/2006
Contract end date	

18/19 Contracted general activity (UDA)	3,619
Carry forward general activity (UDA)	-41
18/19 Contracted orthodontic activity (UOA)	0
Carry forward orthodontic activity (UOA)	0
Baseline contract value	£109,183.63

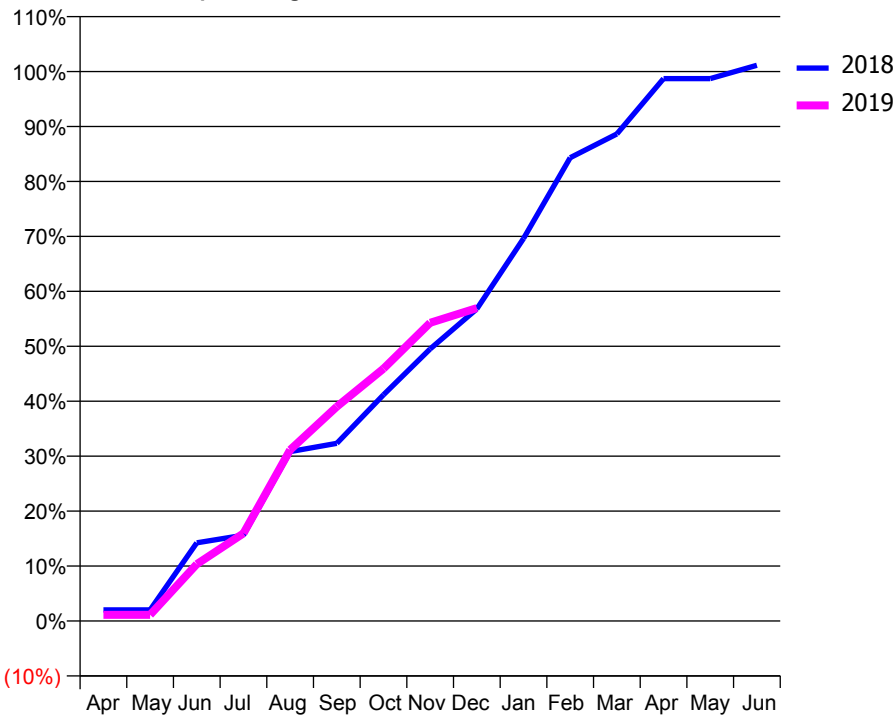
ACCESS*

Patients seen in 24 months	Total	Change since previous quarter
Quarter ending December 2017	1,104	
Quarter ending March 2018	1,051	↓
Quarter ending June 2018	1,022	↓
Quarter ending September 2018	1,005	↓
Quarter ending December 2018	964	↓
Variance since December 2017	(12.7%)	↓



ACTIVITY

Cumulative percentage of contracted UDA delivered 2018 & 2019



Adjusted Scheduled Activity (UDA)		
Month	2018	2019
April	73	41
May	73	41
June	515	374
July	565	578
August	1,116	1,127
September	1,170	1,412
October	1,490	1,662
November	1,792	1,964
December	2,056	2,061
January	2,519	
February	3,051	
March	3,208	
April	3,572	
May	3,572	
June	3,660	

QUALITY

	Quantity	Base Number	Contract	AT	Region	England
% of FP17s for the same patient ID Re-attending within 3 months - Children	24	437	5.5%	9.4%	11.6%	11.8%
% of FP17s for the same patient ID Re-attending within 3 months - Adults	34	336	10.1%	12.6%	15.1%	15.6%
% of FP17s for the same patient ID Re-attending between 3 & 9 months - Children	229	437	52.4%	59.2%	59.9%	58.8%
% of FP17s for the same patient ID Re-attending between 3 & 9 months - Adults	125	336	37.2%	50.2%	52.0%	51.0%
% of FP17s for Band 1 Urgent Courses	21	661	3.2%	7.0%	8.0%	9.0%
% of FP17s Relating to Free Repair or Replacements	0	661	0.0%	0.8%	0.8%	0.8%
% of FP17s Relating to Continuations	0	661	0.0%	1.0%	0.9%	0.9%
% of Patients satisfied with the dentistry they have received	0	0	N/A	94.4%	93.6%	93.2%
% of Patients satisfied with the time they had to wait for an appointment	0	0	N/A	92.3%	88.6%	88.3%

* This is based on patients treated on this contract for their most recent course of treatment. Figures in italics indicate the base number of FP17s or Patient Questionnaire responses are less than 100. N/A is shown where the base number of responses is less than 10 during the period. % is calculated as Quantity/Base number*100

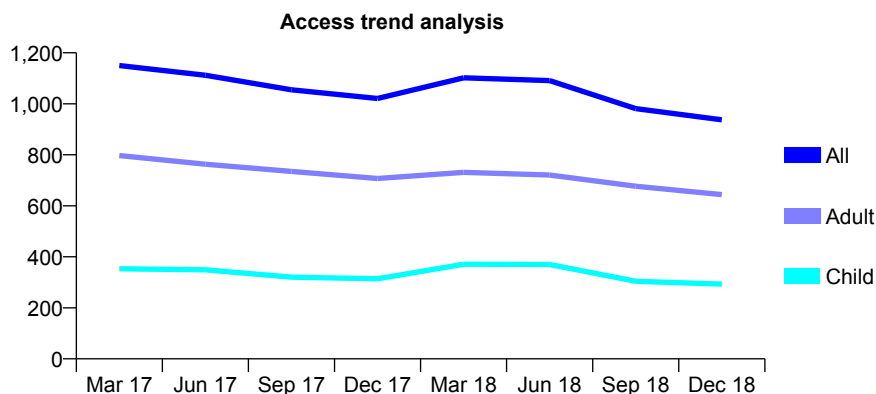
Q53 - Vital Signs At a Glance Contract Report for 641960/0002 - December 2018

Name or company name	MR AJ BROWNE
Contract type name	GDS Contract
Purpose of contract	General
Contract start date	01/01/2014
Contract end date	

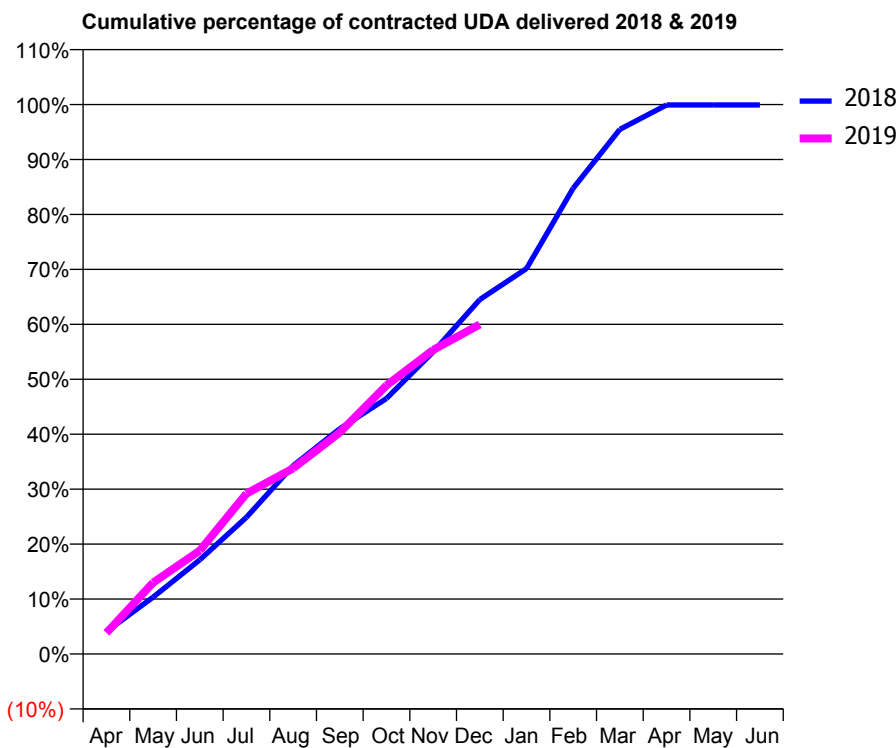
18/19 Contracted general activity (UDA)	2,500
Carry forward general activity (UDA)	1
18/19 Contracted orthodontic activity (UOA)	0
Carry forward orthodontic activity (UOA)	0
Baseline contract value	£56,820.18

ACCESS*

Patients seen in 24 months	Total	Change since previous quarter
Quarter ending December 2017	1,021	
Quarter ending March 2018	1,102	↑
Quarter ending June 2018	1,091	→
Quarter ending September 2018	981	↓
Quarter ending December 2018	937	↓
Variance since December 2017	(8.2%)	↓



ACTIVITY



Month	Adjusted Scheduled Activity (UDA)	
	2018	2019
April	102	96
May	259	325
June	429	470
July	622	730
August	857	845
September	1,025	1,008
October	1,163	1,222
November	1,374	1,383
December	1,613	1,499
January	1,754	
February	2,120	
March	2,387	
April	2,498	
May	2,498	
June	2,498	

QUALITY

	Quantity	Base Number	Contract	AT	Region	England
% of FP17s for the same patient ID Re-attending within 3 months - Children	29	377	7.7%	9.4%	11.6%	11.8%
% of FP17s for the same patient ID Re-attending within 3 months - Adults	75	664	11.3%	12.6%	15.1%	15.6%
% of FP17s for the same patient ID Re-attending between 3 & 9 months - Children	254	377	67.4%	59.2%	59.9%	58.8%
% of FP17s for the same patient ID Re-attending between 3 & 9 months - Adults	365	664	55.0%	50.2%	52.0%	51.0%
% of FP17s for Band 1 Urgent Courses	62	972	6.4%	7.0%	8.0%	9.0%
% of FP17s Relating to Free Repair or Replacements	9	972	0.9%	0.8%	0.8%	0.8%
% of FP17s Relating to Continuations	12	972	1.2%	1.0%	0.9%	0.9%
% of Patients satisfied with the dentistry they have received	0	0	N/A	94.4%	93.6%	93.2%
% of Patients satisfied with the time they had to wait for an appointment	0	0	N/A	92.3%	88.6%	88.3%

* This is based on patients treated on this contract for their most recent course of treatment. Figures in italics indicate the base number of FP17s or Patient Questionnaire responses are less than 100. N/A is shown where the base number of responses is less than 10 during the period. % is calculated as Quantity/Base number*100

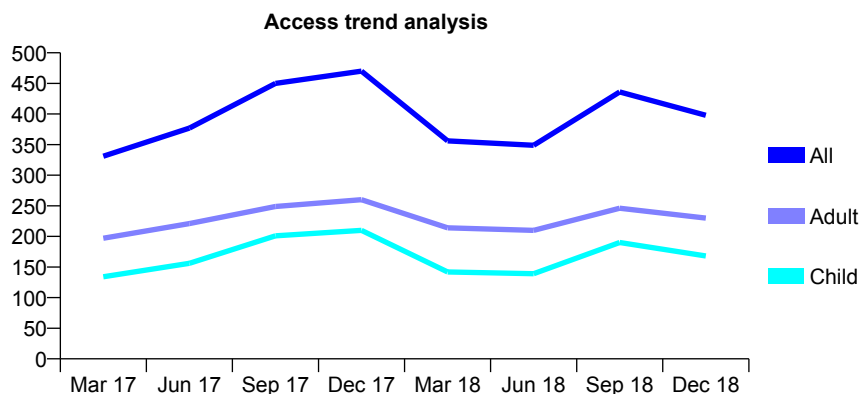
Q53 - Vital Signs At a Glance Contract Report for 641960/0003 - December 2018

Name or company name	MR AJ BROWNE
Contract type name	GDS Contract
Purpose of contract	General
Contract start date	01/09/2015
Contract end date	

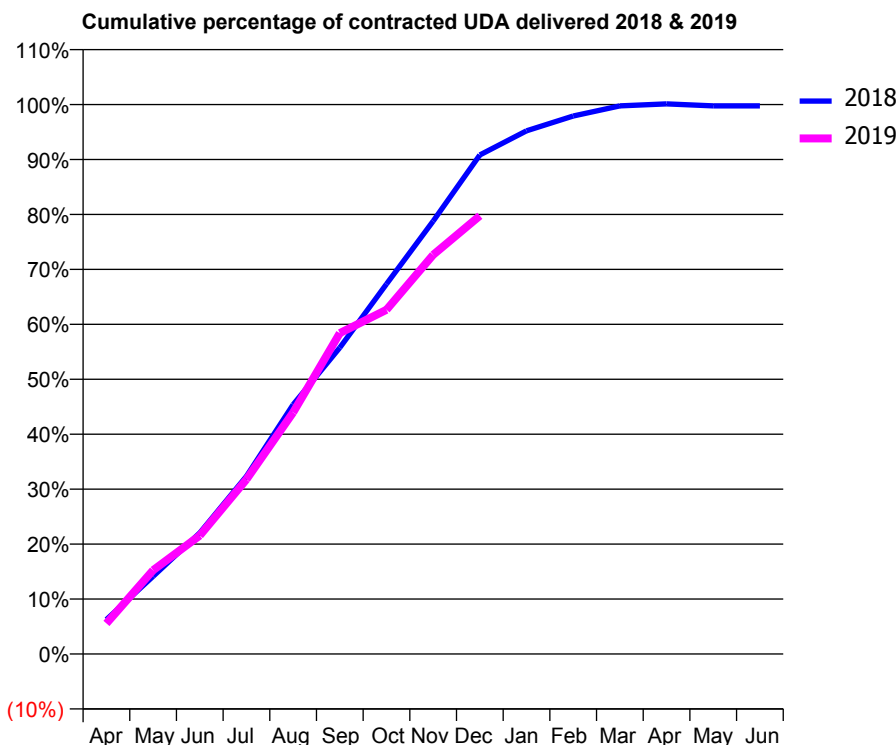
18/19 Contracted general activity (UDA)	807
Carry forward general activity (UDA)	2
18/19 Contracted orthodontic activity (UOA)	0
Carry forward orthodontic activity (UOA)	0
Baseline contract value	£20,448.73

ACCESS*

Patients seen in 24 months	Total	Change since previous quarter
Quarter ending December 2017	470	
Quarter ending March 2018	356	↓
Quarter ending June 2018	349	↓
Quarter ending September 2018	436	↑
Quarter ending December 2018	398	↓
Variance since December 2017	(15.3%)	↓



ACTIVITY



Month	Adjusted Scheduled Activity (UDA)	
	2018	2019
April	51	45
May	114	123
June	178	174
July	261	256
August	366	355
September	450	471
October	543	506
November	636	586
December	733	644
January	768	
February	790	
March	805	
April	808	
May	805	
June	805	

QUALITY

	Quantity	Base Number	Contract	AT	Region	England
% of FP17s for the same patient ID Re-attending within 3 months - Children	13	228	5.7%	9.4%	11.6%	11.8%
% of FP17s for the same patient ID Re-attending within 3 months - Adults	9	224	4.0%	12.6%	15.1%	15.6%
% of FP17s for the same patient ID Re-attending between 3 & 9 months - Children	97	228	42.5%	59.2%	59.9%	58.8%
% of FP17s for the same patient ID Re-attending between 3 & 9 months - Adults	80	224	35.7%	50.2%	52.0%	51.0%
% of FP17s for Band 1 Urgent Courses	23	452	5.1%	7.0%	8.0%	9.0%
% of FP17s Relating to Free Repair or Replacements	0	452	0.0%	0.8%	0.8%	0.8%
% of FP17s Relating to Continuations	5	452	1.1%	1.0%	0.9%	0.9%
% of Patients satisfied with the dentistry they have received	1	1	N/A	94.4%	93.6%	93.2%
% of Patients satisfied with the time they had to wait for an appointment	1	1	N/A	92.3%	88.6%	88.3%

* This is based on patients treated on this contract for their most recent course of treatment. Figures in italics indicate the base number of FP17s or Patient Questionnaire responses are less than 100. N/A is shown where the base number of responses is less than 10 during the period. % is calculated as Quantity/Base number*100

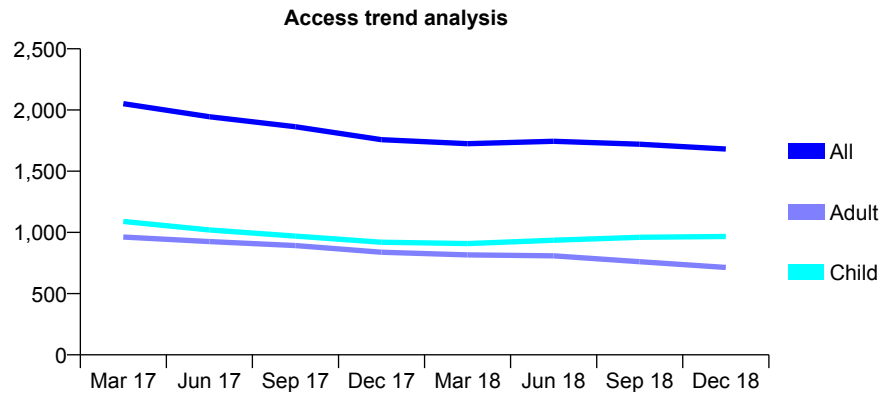
Q53 - Vital Signs At a Glance Contract Report for 650072/0001 - December 2018

Name or company name	MR PR BRADLEY
Contract type name	GDS Contract
Purpose of contract	General
Contract start date	01/04/2006
Contract end date	

18/19 Contracted general activity (UDA)	4,800
Carry forward general activity (UDA)	0
18/19 Contracted orthodontic activity (UOA)	0
Carry forward orthodontic activity (UOA)	0
Baseline contract value	£122,357.64

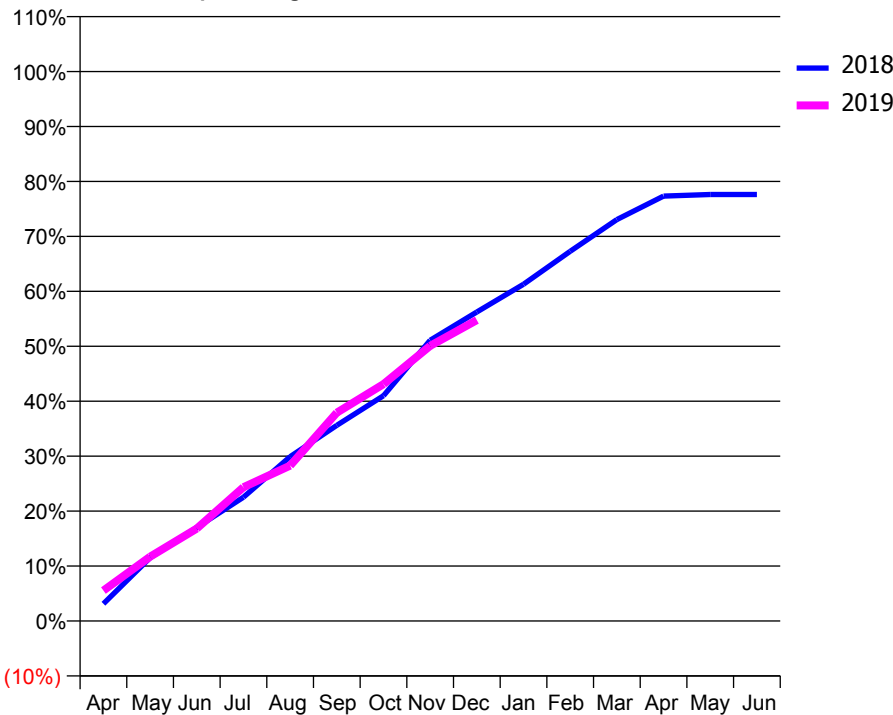
ACCESS*

Patients seen in 24 months	Total	Change since previous quarter
Quarter ending December 2017	1,758	
Quarter ending March 2018	1,725	↓
Quarter ending June 2018	1,745	→
Quarter ending September 2018	1,721	↓
Quarter ending December 2018	1,681	↓
Variance since December 2017	(4.4%)	↓



ACTIVITY

Cumulative percentage of contracted UDA delivered 2018 & 2019



Adjusted Scheduled Activity (UDA)		
Month	2018	2019
April	151	266
May	553	563
June	817	808
July	1,081	1,168
August	1,436	1,357
September	1,710	1,820
October	1,968	2,069
November	2,453	2,403
December	2,699	2,629
January	2,942	
February	3,230	
March	3,507	
April	3,712	
May	3,725	
June	3,725	

QUALITY

	Quantity	Base Number	Contract	AT	Region	England
% of FP17s for the same patient ID Re-attending within 3 months - Children	46	1,244	3.7%	9.4%	11.6%	11.8%
% of FP17s for the same patient ID Re-attending within 3 months - Adults	90	711	12.7%	12.6%	15.1%	15.6%
% of FP17s for the same patient ID Re-attending between 3 & 9 months - Children	893	1,244	71.8%	59.2%	59.9%	58.8%
% of FP17s for the same patient ID Re-attending between 3 & 9 months - Adults	469	711	66.0%	50.2%	52.0%	51.0%
% of FP17s for Band 1 Urgent Courses	48	1,804	2.7%	7.0%	8.0%	9.0%
% of FP17s Relating to Free Repair or Replacements	5	1,804	0.3%	0.8%	0.8%	0.8%
% of FP17s Relating to Continuations	1	1,804	0.1%	1.0%	0.9%	0.9%
% of Patients satisfied with the dentistry they have received	0	0	N/A	94.4%	93.6%	93.2%
% of Patients satisfied with the time they had to wait for an appointment	0	0	N/A	92.3%	88.6%	88.3%

* This is based on patients treated on this contract for their most recent course of treatment. Figures in italics indicate the base number of FP17s or Patient Questionnaire responses are less than 100. N/A is shown where the base number of responses is less than 10 during the period. % is calculated as Quantity/Base number*100

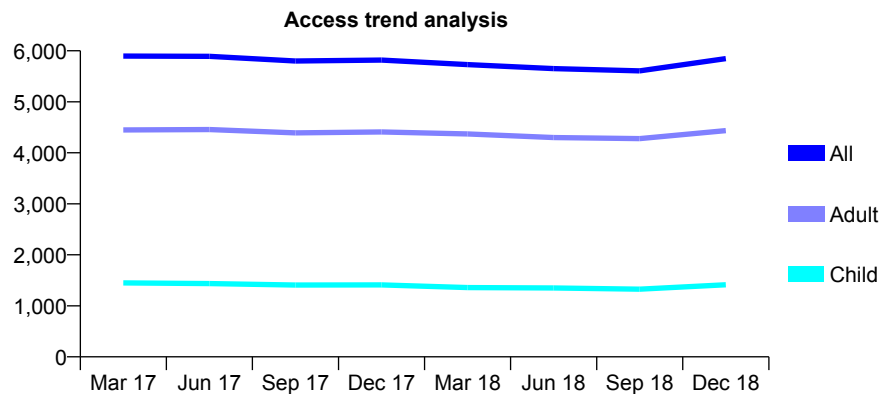
Q53 - Vital Signs At a Glance Contract Report for 650579/0001 - December 2018

Name or company name	A Stanley and N Kalidas
Contract type name	GDS Contract
Purpose of contract	General
Contract start date	01/04/2006
Contract end date	

18/19 Contracted general activity (UDA)	17,035
Carry forward general activity (UDA)	99
18/19 Contracted orthodontic activity (UOA)	0
Carry forward orthodontic activity (UOA)	0
Baseline contract value	£592,586.08

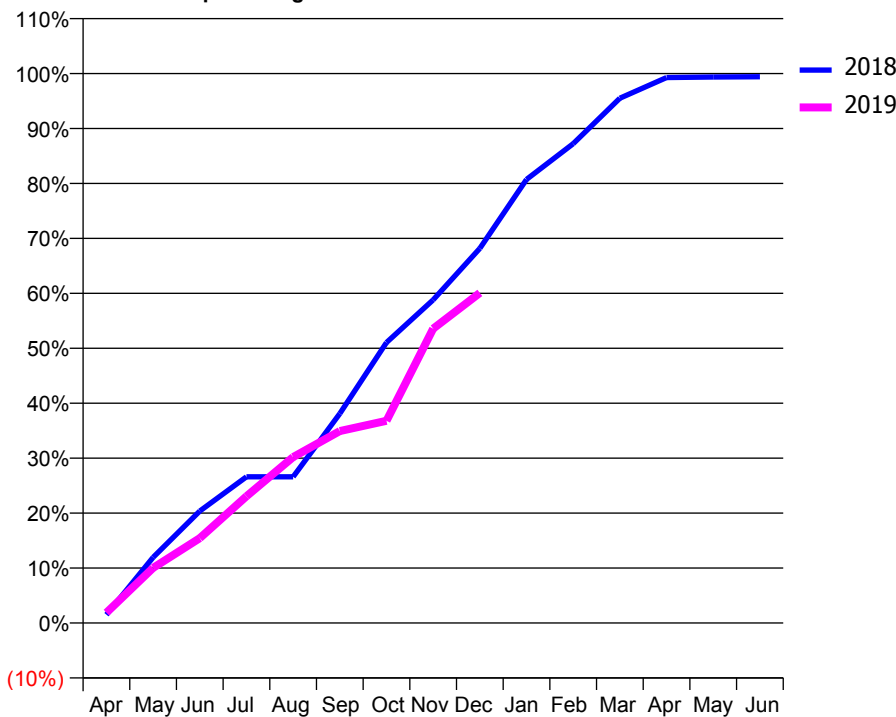
ACCESS*

Patients seen in 24 months	Total	Change since previous quarter
Quarter ending December 2017	5,818	
Quarter ending March 2018	5,729	↓
Quarter ending June 2018	5,650	↓
Quarter ending September 2018	5,606	→
Quarter ending December 2018	5,847	↑
Variance since December 2017	0.5%	→



ACTIVITY

Cumulative percentage of contracted UDA delivered 2018 & 2019



Month	Adjusted Scheduled Activity (UDA)	
	2018	2019
April	260	322
May	2,035	1,711
June	3,469	2,630
July	4,532	3,928
August	4,532	5,145
September	6,491	5,950
October	8,694	6,268
November	10,019	9,124
December	11,613	10,235
January	13,752	
February	14,859	
March	16,270	
April	16,909	
May	16,926	
June	16,935	

QUALITY

	Quantity	Base Number	Contract	AT	Region	England
% of FP17s for the same patient ID Re-attending within 3 months - Children	90	1,648	5.5%	9.4%	11.6%	11.8%
% of FP17s for the same patient ID Re-attending within 3 months - Adults	613	4,732	13.0%	12.6%	15.1%	15.6%
% of FP17s for the same patient ID Re-attending between 3 & 9 months - Children	1,035	1,648	62.8%	59.2%	59.9%	58.8%
% of FP17s for the same patient ID Re-attending between 3 & 9 months - Adults	2,141	4,732	45.2%	50.2%	52.0%	51.0%
% of FP17s for Band 1 Urgent Courses	219	5,402	4.1%	7.0%	8.0%	9.0%
% of FP17s Relating to Free Repair or Replacements	33	5,402	0.6%	0.8%	0.8%	0.8%
% of FP17s Relating to Continuations	92	5,402	1.7%	1.0%	0.9%	0.9%
% of Patients satisfied with the dentistry they have received	6	6	N/A	94.4%	93.6%	93.2%
% of Patients satisfied with the time they had to wait for an appointment	5	6	N/A	92.3%	88.6%	88.3%

* This is based on patients treated on this contract for their most recent course of treatment. Figures in italics indicate the base number of FP17s or Patient Questionnaire responses are less than 100. N/A is shown where the base number of responses is less than 10 during the period. % is calculated as Quantity/Base number*100

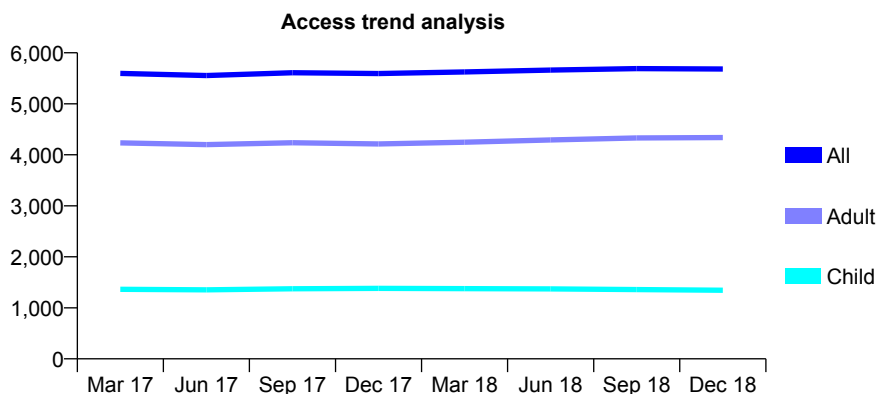
Q53 - Vital Signs At a Glance Contract Report for 653071/0002 - December 2018

Name or company name	MISS SS KHAIRA
Contract type name	GDS Contract
Purpose of contract	General
Contract start date	01/04/2013
Contract end date	

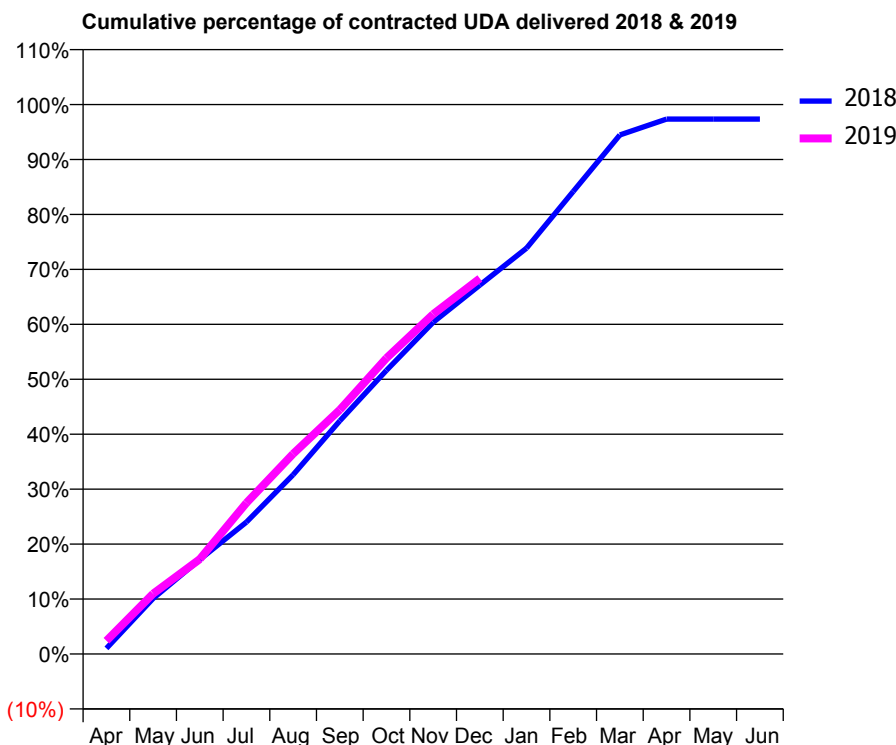
18/19 Contracted general activity (UDA)	16,115
Carry forward general activity (UDA)	428
18/19 Contracted orthodontic activity (UOA)	0
Carry forward orthodontic activity (UOA)	0
Baseline contract value	£379,377.57

ACCESS*

Patients seen in 24 months	Total	Change since previous quarter
Quarter ending December 2017	5,594	
Quarter ending March 2018	5,624	→
Quarter ending June 2018	5,662	→
Quarter ending September 2018	5,690	→
Quarter ending December 2018	5,683	→
Variance since December 2017	1.6%	→



ACTIVITY



Month	Adjusted Scheduled Activity (UDA)	
	2018	2019
April	165	390
May	1,627	1,768
June	2,771	2,784
July	3,869	4,434
August	5,258	5,870
September	6,840	7,164
October	8,318	8,678
November	9,727	9,967
December	10,819	11,015
January	11,900	
February	13,563	
March	15,223	
April	15,686	
May	15,686	
June	15,686	

QUALITY

	Quantity	Base Number	Contract	AT	Region	England
% of FP17s for the same patient ID Re-attending within 3 months - Children	94	1,563	6.0%	9.4%	11.6%	11.8%
% of FP17s for the same patient ID Re-attending within 3 months - Adults	680	4,917	13.8%	12.6%	15.1%	15.6%
% of FP17s for the same patient ID Re-attending between 3 & 9 months - Children	1,085	1,563	69.4%	59.2%	59.9%	58.8%
% of FP17s for the same patient ID Re-attending between 3 & 9 months - Adults	3,002	4,917	61.1%	50.2%	52.0%	51.0%
% of FP17s for Band 1 Urgent Courses	574	6,220	9.2%	7.0%	8.0%	9.0%
% of FP17s Relating to Free Repair or Replacements	160	6,220	2.6%	0.8%	0.8%	0.8%
% of FP17s Relating to Continuations	29	6,220	0.5%	1.0%	0.9%	0.9%
% of Patients satisfied with the dentistry they have received	4	4	N/A	94.4%	93.6%	93.2%
% of Patients satisfied with the time they had to wait for an appointment	4	4	N/A	92.3%	88.6%	88.3%

* This is based on patients treated on this contract for their most recent course of treatment. Figures in italics indicate the base number of FP17s or Patient Questionnaire responses are less than 100. N/A is shown where the base number of responses is less than 10 during the period. % is calculated as Quantity/Base number*100

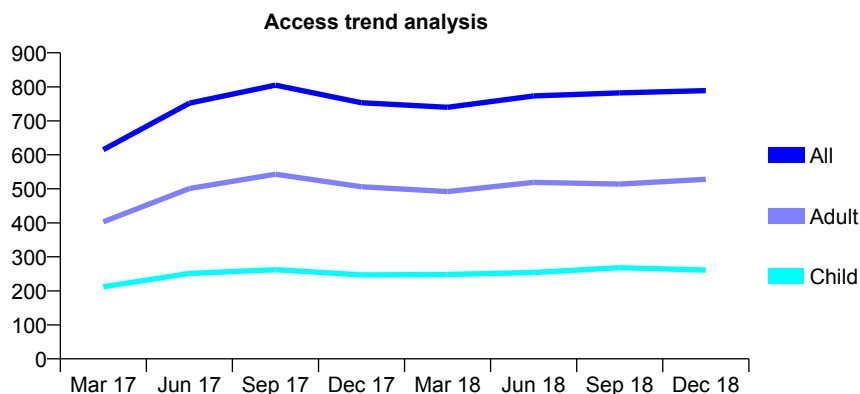
Q53 - Vital Signs At a Glance Contract Report for 654221/0001 - December 2018

Name or company name	MR SP HUNDAL
Contract type name	GDS Contract
Purpose of contract	General
Contract start date	01/04/2006
Contract end date	

18/19 Contracted general activity (UDA)	6,000
Carry forward general activity (UDA)	0
18/19 Contracted orthodontic activity (UOA)	0
Carry forward orthodontic activity (UOA)	0
Baseline contract value	£175,335.76

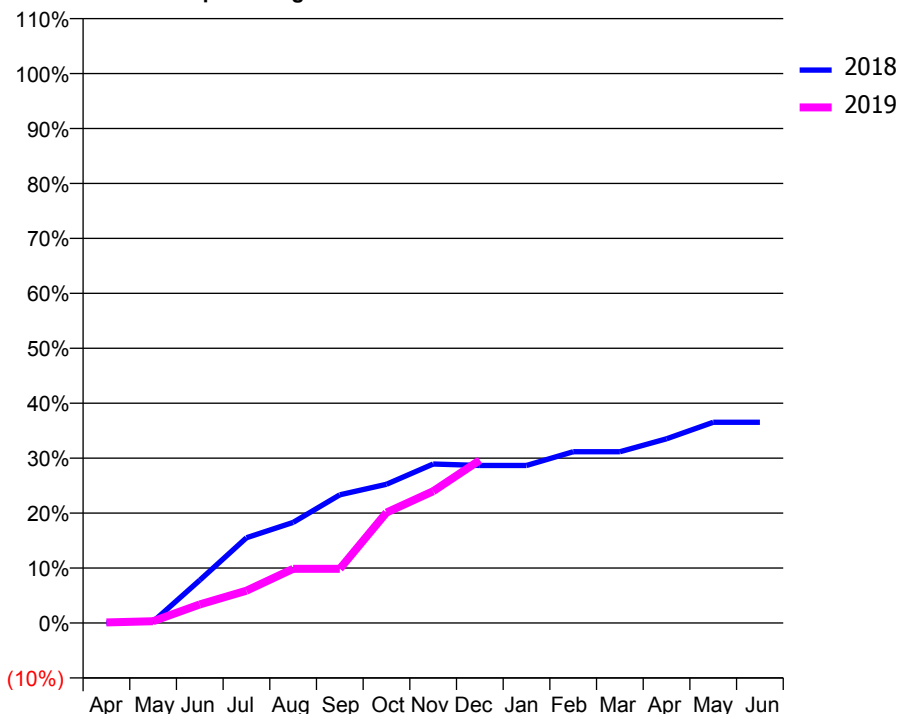
ACCESS*

Patients seen in 24 months	Total	Change since previous quarter
Quarter ending December 2017	753	
Quarter ending March 2018	740	↓
Quarter ending June 2018	773	↑
Quarter ending September 2018	782	→
Quarter ending December 2018	789	→
Variance since December 2017	4.8%	↑



ACTIVITY

Cumulative percentage of contracted UDA delivered 2018 & 2019



Month	Adjusted Scheduled Activity (UDA)	
	2018	2019
April	0	7
May	16	19
June	468	203
July	932	352
August	1,099	591
September	1,400	591
October	1,515	1,206
November	1,737	1,439
December	1,721	1,779
January	1,721	
February	1,870	
March	1,870	
April	2,011	
May	2,192	
June	2,192	

QUALITY

	Quantity	Base Number	Contract	AT	Region	England
% of FP17s for the same patient ID Re-attending within 3 months - Children	4	211	1.9%	9.4%	11.6%	11.8%
% of FP17s for the same patient ID Re-attending within 3 months - Adults	6	341	1.8%	12.6%	15.1%	15.6%
% of FP17s for the same patient ID Re-attending between 3 & 9 months - Children	27	211	12.8%	59.2%	59.9%	58.8%
% of FP17s for the same patient ID Re-attending between 3 & 9 months - Adults	31	341	9.1%	50.2%	52.0%	51.0%
% of FP17s for Band 1 Urgent Courses	0	432	0.0%	7.0%	8.0%	9.0%
% of FP17s Relating to Free Repair or Replacements	1	432	0.2%	0.8%	0.8%	0.8%
% of FP17s Relating to Continuations	0	432	0.0%	1.0%	0.9%	0.9%
% of Patients satisfied with the dentistry they have received	1	1	N/A	94.4%	93.6%	93.2%
% of Patients satisfied with the time they had to wait for an appointment	1	1	N/A	92.3%	88.6%	88.3%

* This is based on patients treated on this contract for their most recent course of treatment. Figures in italics indicate the base number of FP17s or Patient Questionnaire responses are less than 100. N/A is shown where the base number of responses is less than 10 during the period. % is calculated as Quantity/Base number*100

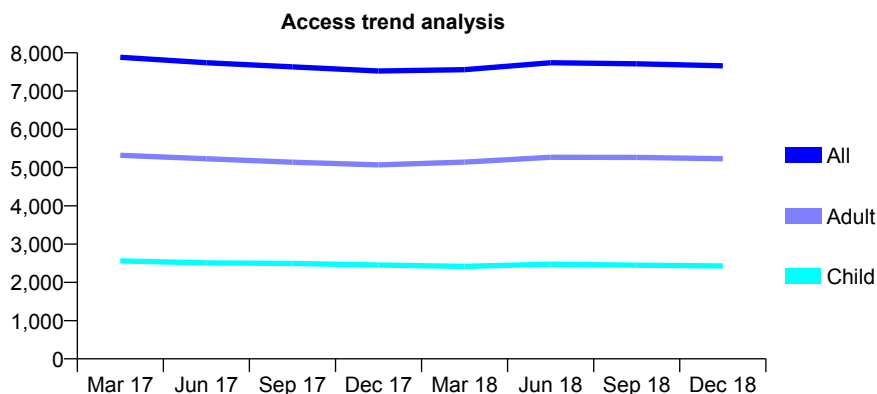
Q53 - Vital Signs At a Glance Contract Report for 658480/0001 - December 2018

Name or company name	MISS TJ WHITMORE
Contract type name	GDS Contract
Purpose of contract	General
Contract start date	01/09/2006
Contract end date	

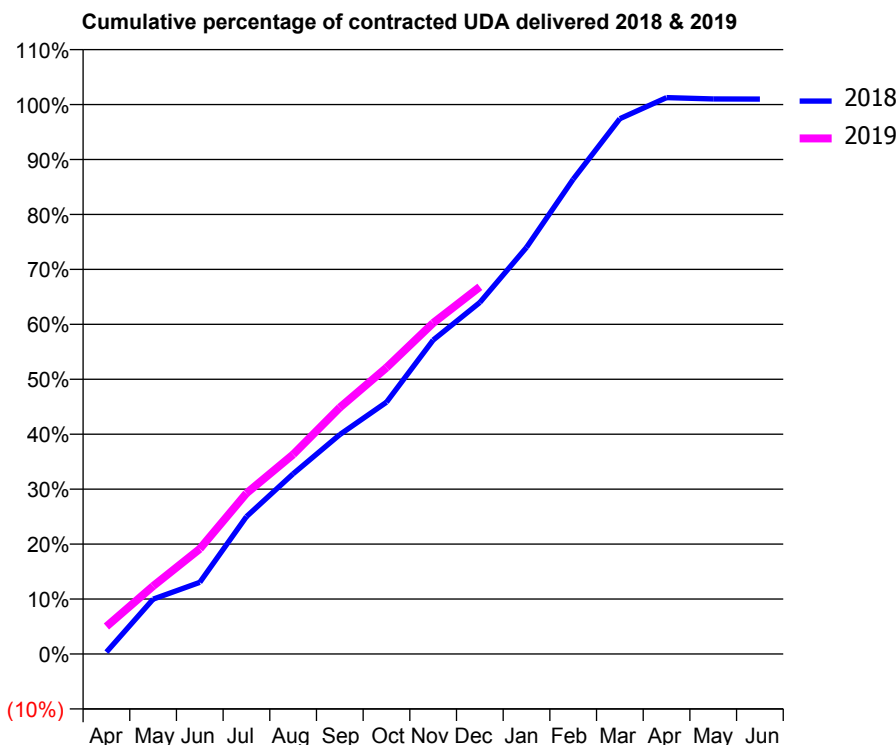
18/19 Contracted general activity (UDA)	15,317
Carry forward general activity (UDA)	-151
18/19 Contracted orthodontic activity (UOA)	0
Carry forward orthodontic activity (UOA)	0
Baseline contract value	£442,427.02

ACCESS*

Patients seen in 24 months	Total	Change since previous quarter
Quarter ending December 2017	7,524	
Quarter ending March 2018	7,560	→
Quarter ending June 2018	7,742	↑
Quarter ending September 2018	7,712	→
Quarter ending December 2018	7,660	→
Variance since December 2017	1.8%	→



ACTIVITY



Month	Adjusted Scheduled Activity (UDA)	
	2018	2019
April	55	769
May	1,530	1,893
June	1,999	2,930
July	3,832	4,482
August	5,023	5,564
September	6,118	6,873
October	7,020	7,983
November	8,753	9,229
December	9,799	10,236
January	11,334	
February	13,236	
March	14,923	
April	15,510	
May	15,472	
June	15,468	

QUALITY

	Quantity	Base Number	Contract	AT	Region	England
% of FP17s for the same patient ID Re-attending within 3 months - Children	212	3,039	7.0%	9.4%	11.6%	11.8%
% of FP17s for the same patient ID Re-attending within 3 months - Adults	232	4,387	5.3%	12.6%	15.1%	15.6%
% of FP17s for the same patient ID Re-attending between 3 & 9 months - Children	2,159	3,039	71.0%	59.2%	59.9%	58.8%
% of FP17s for the same patient ID Re-attending between 3 & 9 months - Adults	1,946	4,387	44.4%	50.2%	52.0%	51.0%
% of FP17s for Band 1 Urgent Courses	338	6,557	5.2%	7.0%	8.0%	9.0%
% of FP17s Relating to Free Repair or Replacements	29	6,557	0.4%	0.8%	0.8%	0.8%
% of FP17s Relating to Continuations	9	6,557	0.1%	1.0%	0.9%	0.9%
% of Patients satisfied with the dentistry they have received	4	5	N/A	94.4%	93.6%	93.2%
% of Patients satisfied with the time they had to wait for an appointment	5	5	N/A	92.3%	88.6%	88.3%

* This is based on patients treated on this contract for their most recent course of treatment. Figures in italics indicate the base number of FP17s or Patient Questionnaire responses are less than 100. N/A is shown where the base number of responses is less than 10 during the period. % is calculated as Quantity/Base number*100

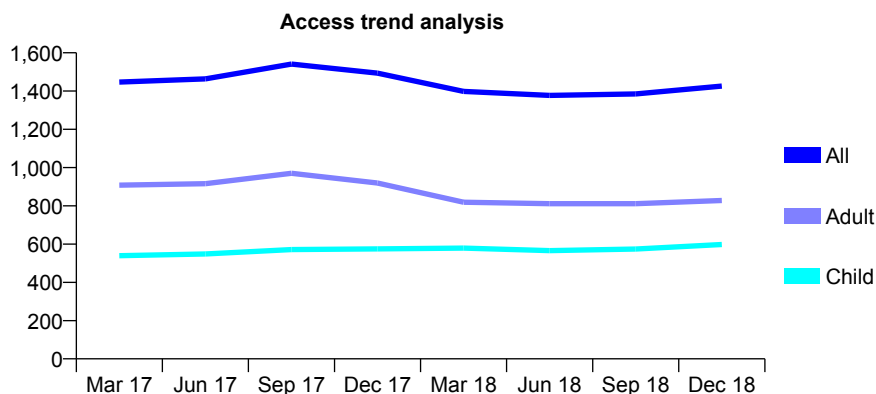
Q53 - Vital Signs At a Glance Contract Report for 658995/0002 - December 2018

Name or company name	MR SR MEHTA
Contract type name	GDS Contract
Purpose of contract	General
Contract start date	03/07/2013
Contract end date	

18/19 Contracted general activity (UDA)	4,000
Carry forward general activity (UDA)	72
18/19 Contracted orthodontic activity (UOA)	0
Carry forward orthodontic activity (UOA)	0
Baseline contract value	£118,499.23

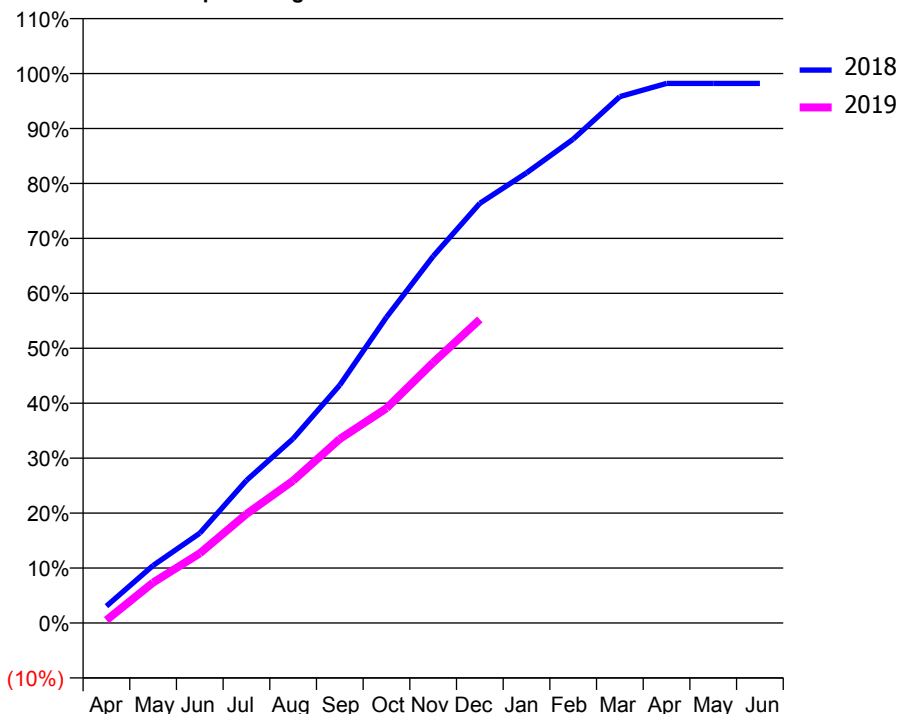
ACCESS*

Patients seen in 24 months	Total	Change since previous quarter
Quarter ending December 2017	1,494	
Quarter ending March 2018	1,398	↓
Quarter ending June 2018	1,377	↓
Quarter ending September 2018	1,385	→
Quarter ending December 2018	1,426	↑
Variance since December 2017	(4.6%)	↓



ACTIVITY

Cumulative percentage of contracted UDA delivered 2018 & 2019



Month	Adjusted Scheduled Activity (UDA)	
	2018	2019
April	123	21
May	419	295
June	654	507
July	1,039	793
August	1,342	1,036
September	1,732	1,340
October	2,227	1,563
November	2,670	1,896
December	3,055	2,209
January	3,277	
February	3,522	
March	3,832	
April	3,928	
May	3,928	
June	3,928	

QUALITY

	Quantity	Base Number	Contract	AT	Region	England
% of FP17s for the same patient ID Re-attending within 3 months - Children	27	674	4.0%	9.4%	11.6%	11.8%
% of FP17s for the same patient ID Re-attending within 3 months - Adults	50	322	15.5%	12.6%	15.1%	15.6%
% of FP17s for the same patient ID Re-attending between 3 & 9 months - Children	424	674	62.9%	59.2%	59.9%	58.8%
% of FP17s for the same patient ID Re-attending between 3 & 9 months - Adults	150	322	46.6%	50.2%	52.0%	51.0%
% of FP17s for Band 1 Urgent Courses	17	947	1.8%	7.0%	8.0%	9.0%
% of FP17s Relating to Free Repair or Replacements	0	947	0.0%	0.8%	0.8%	0.8%
% of FP17s Relating to Continuations	4	947	0.4%	1.0%	0.9%	0.9%
% of Patients satisfied with the dentistry they have received	0	0	N/A	94.4%	93.6%	93.2%
% of Patients satisfied with the time they had to wait for an appointment	0	0	N/A	92.3%	88.6%	88.3%

* This is based on patients treated on this contract for their most recent course of treatment. Figures in italics indicate the base number of FP17s or Patient Questionnaire responses are less than 100. N/A is shown where the base number of responses is less than 10 during the period. % is calculated as Quantity/Base number*100

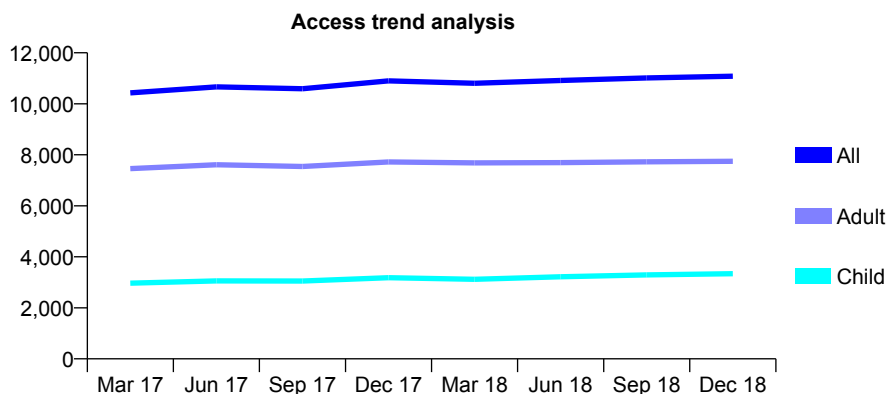
Q53 - Vital Signs At a Glance Contract Report for 676349/0001 - December 2018

Name or company name	MRS MK DEOL
Contract type name	GDS Contract
Purpose of contract	General
Contract start date	01/04/2006
Contract end date	

18/19 Contracted general activity (UDA)	22,272
Carry forward general activity (UDA)	-20
18/19 Contracted orthodontic activity (UOA)	0
Carry forward orthodontic activity (UOA)	0
Baseline contract value	£675,405.37

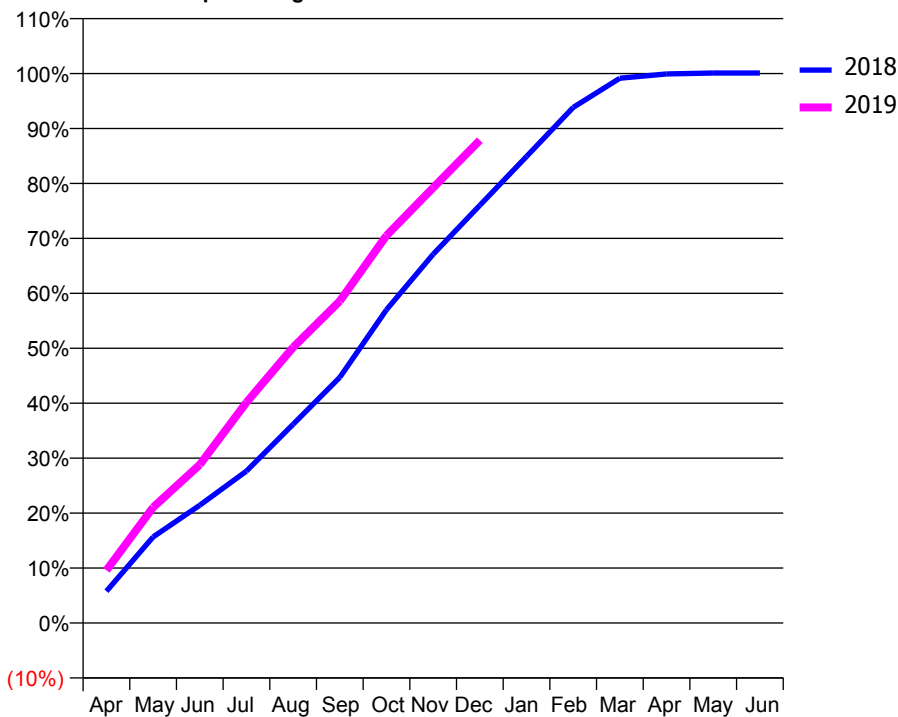
ACCESS*

Patients seen in 24 months	Total	Change since previous quarter
Quarter ending December 2017	10,901	
Quarter ending March 2018	10,803	→
Quarter ending June 2018	10,913	→
Quarter ending September 2018	11,016	→
Quarter ending December 2018	11,080	→
Variance since December 2017	1.6%	→



ACTIVITY

Cumulative percentage of contracted UDA delivered 2018 & 2019



Month	Adjusted Scheduled Activity (UDA)	
	2018	2019
April	1,291	2,140
May	3,489	4,688
June	4,775	6,416
July	6,157	8,941
August	8,054	11,175
September	9,957	13,051
October	12,697	15,705
November	14,945	17,644
December	16,933	19,567
January	18,911	
February	20,896	
March	22,083	
April	22,252	
May	22,293	
June	22,292	

QUALITY

	Quantity	Base Number	Contract	AT	Region	England
% of FP17s for the same patient ID Re-attending within 3 months - Children	99	3,391	2.9%	9.4%	11.6%	11.8%
% of FP17s for the same patient ID Re-attending within 3 months - Adults	367	6,743	5.4%	12.6%	15.1%	15.6%
% of FP17s for the same patient ID Re-attending between 3 & 9 months - Children	1,883	3,391	55.5%	59.2%	59.9%	58.8%
% of FP17s for the same patient ID Re-attending between 3 & 9 months - Adults	3,656	6,743	54.2%	50.2%	52.0%	51.0%
% of FP17s for Band 1 Urgent Courses	133	9,491	1.4%	7.0%	8.0%	9.0%
% of FP17s Relating to Free Repair or Replacements	13	9,491	0.1%	0.8%	0.8%	0.8%
% of FP17s Relating to Continuations	24	9,491	0.3%	1.0%	0.9%	0.9%
% of Patients satisfied with the dentistry they have received	4	4	N/A	94.4%	93.6%	93.2%
% of Patients satisfied with the time they had to wait for an appointment	4	4	N/A	92.3%	88.6%	88.3%

* This is based on patients treated on this contract for their most recent course of treatment. Figures in italics indicate the base number of FP17s or Patient Questionnaire responses are less than 100. N/A is shown where the base number of responses is less than 10 during the period. % is calculated as Quantity/Base number*100

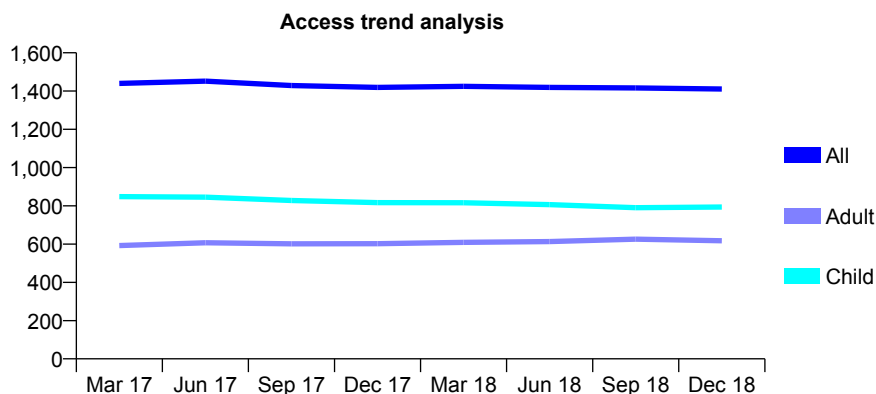
Q53 - Vital Signs At a Glance Contract Report for 679836/0001 - December 2018

Name or company name	MR P MULLIGAN
Contract type name	GDS Contract
Purpose of contract	General
Contract start date	01/04/2006
Contract end date	

18/19 Contracted general activity (UDA)	3,500
Carry forward general activity (UDA)	0
18/19 Contracted orthodontic activity (UOA)	0
Carry forward orthodontic activity (UOA)	0
Baseline contract value	£109,320.90

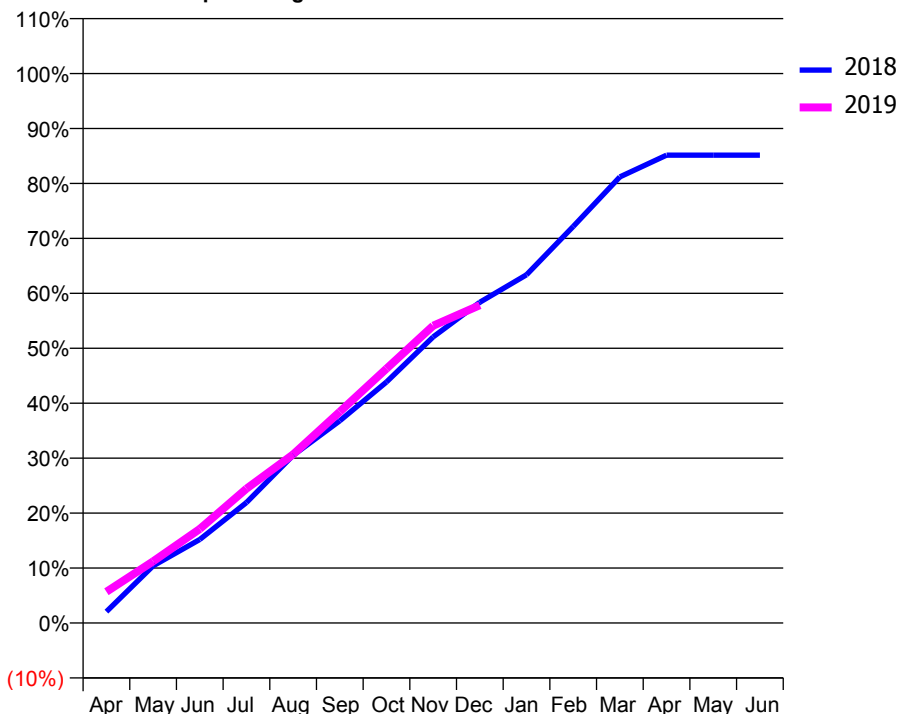
ACCESS*

Patients seen in 24 months	Total	Change since previous quarter
Quarter ending December 2017	1,419	
Quarter ending March 2018	1,425	→
Quarter ending June 2018	1,419	→
Quarter ending September 2018	1,416	→
Quarter ending December 2018	1,411	→
Variance since December 2017	(0.6%)	→



ACTIVITY

Cumulative percentage of contracted UDA delivered 2018 & 2019



Month	Adjusted Scheduled Activity (UDA)	
	2018	2019
April	72	199
May	364	393
June	532	599
July	767	855
August	1,068	1,074
September	1,288	1,345
October	1,536	1,620
November	1,822	1,893
December	2,043	2,024
January	2,218	
February	2,526	
March	2,842	
April	2,980	
May	2,980	
June	2,980	

QUALITY

	Quantity	Base Number	Contract	AT	Region	England
% of FP17s for the same patient ID Re-attending within 3 months - Children	44	1,086	4.1%	9.4%	11.6%	11.8%
% of FP17s for the same patient ID Re-attending within 3 months - Adults	37	552	6.7%	12.6%	15.1%	15.6%
% of FP17s for the same patient ID Re-attending between 3 & 9 months - Children	819	1,086	75.4%	59.2%	59.9%	58.8%
% of FP17s for the same patient ID Re-attending between 3 & 9 months - Adults	355	552	64.3%	50.2%	52.0%	51.0%
% of FP17s for Band 1 Urgent Courses	37	1,563	2.4%	7.0%	8.0%	9.0%
% of FP17s Relating to Free Repair or Replacements	1	1,563	0.1%	0.8%	0.8%	0.8%
% of FP17s Relating to Continuations	1	1,563	0.1%	1.0%	0.9%	0.9%
% of Patients satisfied with the dentistry they have received	0	0	N/A	94.4%	93.6%	93.2%
% of Patients satisfied with the time they had to wait for an appointment	0	0	N/A	92.3%	88.6%	88.3%

* This is based on patients treated on this contract for their most recent course of treatment. Figures in italics indicate the base number of FP17s or Patient Questionnaire responses are less than 100. N/A is shown where the base number of responses is less than 10 during the period. % is calculated as Quantity/Base number*100

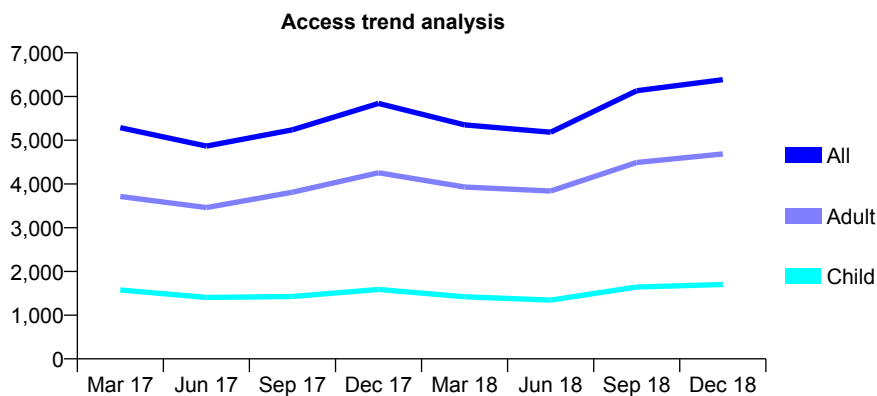
Q53 - Vital Signs At a Glance Contract Report for 681202/0003 - December 2018

Name or company name	MR M EBRAHIM
Contract type name	GDS Contract
Purpose of contract	General
Contract start date	17/01/2013
Contract end date	

18/19 Contracted general activity (UDA)	17,400
Carry forward general activity (UDA)	0
18/19 Contracted orthodontic activity (UOA)	0
Carry forward orthodontic activity (UOA)	0
Baseline contract value	£472,889.84

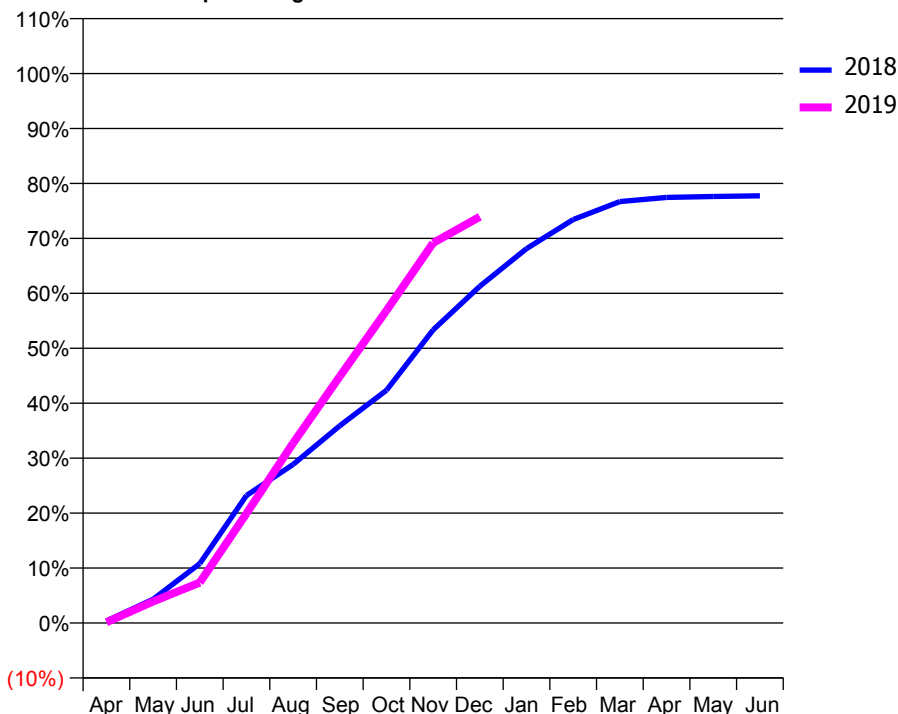
ACCESS*

Patients seen in 24 months	Total	Change since previous quarter
Quarter ending December 2017	5,844	
Quarter ending March 2018	5,352	↓
Quarter ending June 2018	5,183	↓
Quarter ending September 2018	6,133	↑
Quarter ending December 2018	6,386	↑
Variance since December 2017	9.3%	↑



ACTIVITY

Cumulative percentage of contracted UDA delivered 2018 & 2019



Month	Adjusted Scheduled Activity (UDA)	
	2018	2019
April	66	25
May	755	684
June	1,880	1,281
July	4,038	3,469
August	5,023	5,699
September	6,246	7,811
October	7,370	9,896
November	9,285	12,035
December	10,662	12,865
January	11,854	
February	12,777	
March	13,344	
April	13,476	
May	13,505	
June	13,525	

QUALITY

	Quantity	Base Number	Contract	AT	Region	England
% of FP17s for the same patient ID Re-attending within 3 months - Children	90	1,654	5.4%	9.4%	11.6%	11.8%
% of FP17s for the same patient ID Re-attending within 3 months - Adults	445	4,223	10.5%	12.6%	15.1%	15.6%
% of FP17s for the same patient ID Re-attending between 3 & 9 months - Children	427	1,654	25.8%	59.2%	59.9%	58.8%
% of FP17s for the same patient ID Re-attending between 3 & 9 months - Adults	877	4,223	20.8%	50.2%	52.0%	51.0%
% of FP17s for Band 1 Urgent Courses	485	5,780	8.4%	7.0%	8.0%	9.0%
% of FP17s Relating to Free Repair or Replacements	39	5,780	0.7%	0.8%	0.8%	0.8%
% of FP17s Relating to Continuations	42	5,780	0.7%	1.0%	0.9%	0.9%
% of Patients satisfied with the dentistry they have received	4	5	N/A	94.4%	93.6%	93.2%
% of Patients satisfied with the time they had to wait for an appointment	5	5	N/A	92.3%	88.6%	88.3%

* This is based on patients treated on this contract for their most recent course of treatment. Figures in italics indicate the base number of FP17s or Patient Questionnaire responses are less than 100. N/A is shown where the base number of responses is less than 10 during the period. % is calculated as Quantity/Base number*100

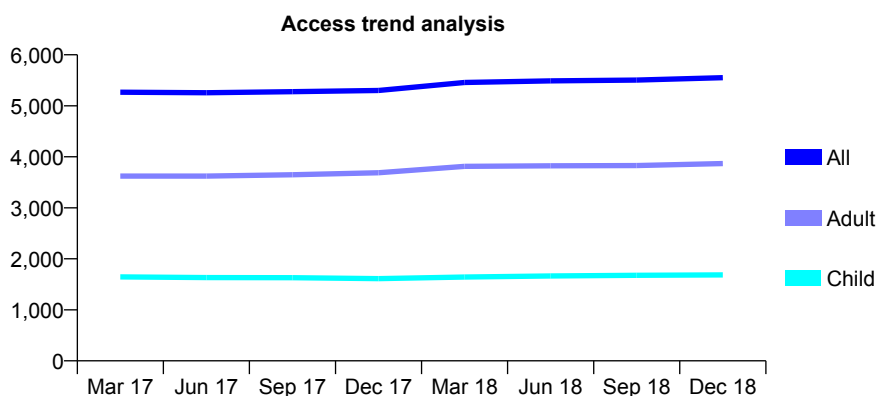
Q53 - Vital Signs At a Glance Contract Report for 682500/0001 - December 2018

Name or company name	MR MN GAMBROUDES
Contract type name	GDS Contract
Purpose of contract	General
Contract start date	01/04/2006
Contract end date	

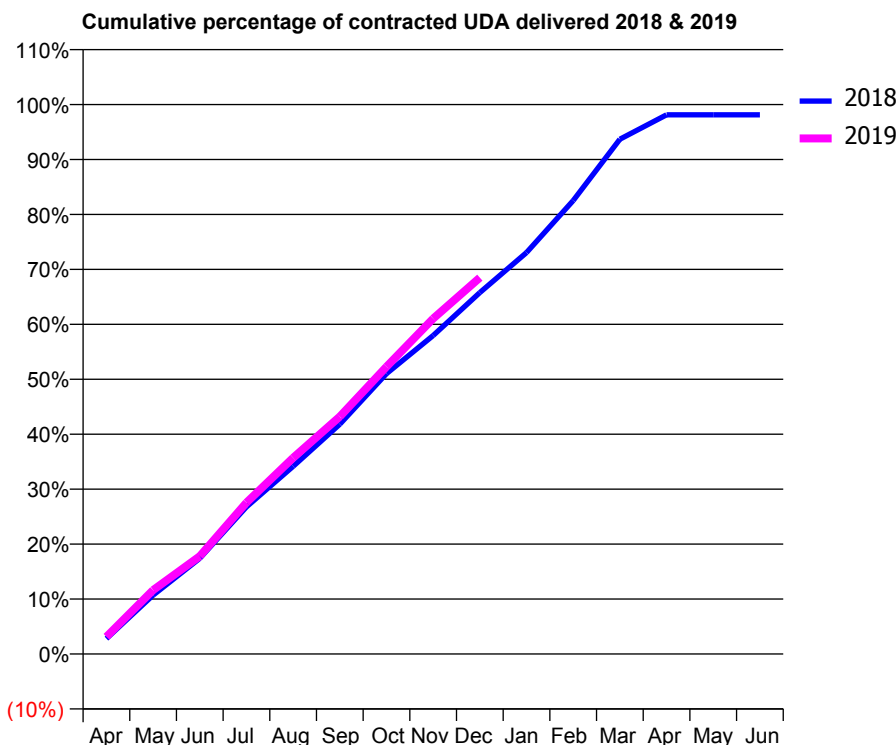
18/19 Contracted general activity (UDA)	14,071
Carry forward general activity (UDA)	265
18/19 Contracted orthodontic activity (UOA)	0
Carry forward orthodontic activity (UOA)	0
Baseline contract value	£426,511.24

ACCESS*

Patients seen in 24 months	Total	Change since previous quarter
Quarter ending December 2017	5,301	
Quarter ending March 2018	5,457	↑
Quarter ending June 2018	5,488	→
Quarter ending September 2018	5,505	→
Quarter ending December 2018	5,551	→
Variance since December 2017	4.7%	↑



ACTIVITY



Month	Adjusted Scheduled Activity (UDA)	
	2018	2019
April	396	444
May	1,509	1,636
June	2,448	2,504
July	3,769	3,877
August	4,807	5,023
September	5,884	6,078
October	7,178	7,355
November	8,157	8,589
December	9,256	9,639
January	10,279	
February	11,610	
March	13,182	
April	13,806	
May	13,806	
June	13,806	

QUALITY

	Quantity	Base Number	Contract	AT	Region	England
% of FP17s for the same patient ID Re-attending within 3 months - Children	145	2,047	7.1%	9.4%	11.6%	11.8%
% of FP17s for the same patient ID Re-attending within 3 months - Adults	485	4,148	11.7%	12.6%	15.1%	15.6%
% of FP17s for the same patient ID Re-attending between 3 & 9 months - Children	1,400	2,047	68.4%	59.2%	59.9%	58.8%
% of FP17s for the same patient ID Re-attending between 3 & 9 months - Adults	2,557	4,148	61.6%	50.2%	52.0%	51.0%
% of FP17s for Band 1 Urgent Courses	216	5,942	3.6%	7.0%	8.0%	9.0%
% of FP17s Relating to Free Repair or Replacements	22	5,942	0.4%	0.8%	0.8%	0.8%
% of FP17s Relating to Continuations	23	5,942	0.4%	1.0%	0.9%	0.9%
% of Patients satisfied with the dentistry they have received	4	4	N/A	94.4%	93.6%	93.2%
% of Patients satisfied with the time they had to wait for an appointment	4	4	N/A	92.3%	88.6%	88.3%

* This is based on patients treated on this contract for their most recent course of treatment. Figures in italics indicate the base number of FP17s or Patient Questionnaire responses are less than 100. N/A is shown where the base number of responses is less than 10 during the period. % is calculated as Quantity/Base number*100

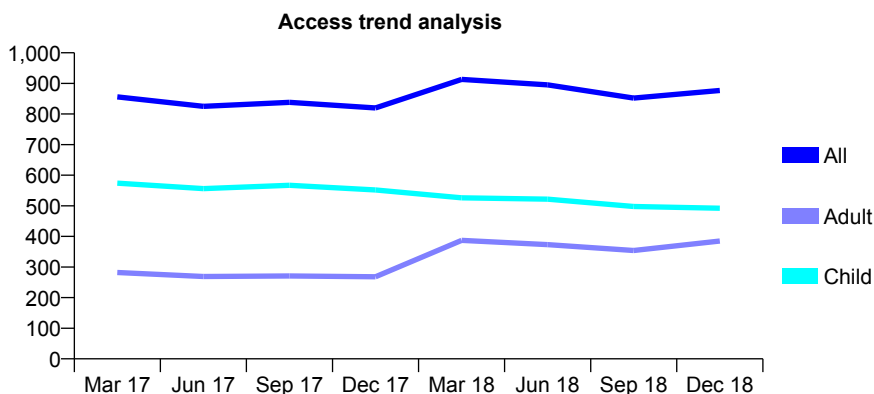
Q53 - Vital Signs At a Glance Contract Report for 688142/0001 - December 2018

Name or company name	MR P GOVENDER
Contract type name	GDS Contract
Purpose of contract	General
Contract start date	01/04/2010
Contract end date	

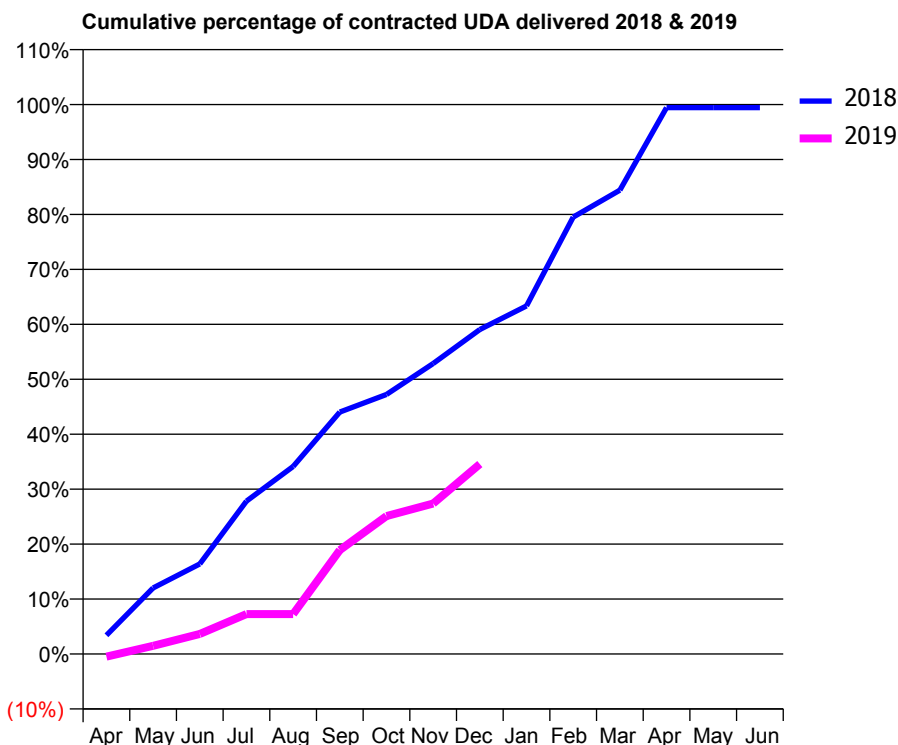
18/19 Contracted general activity (UDA)	1,400
Carry forward general activity (UDA)	7
18/19 Contracted orthodontic activity (UOA)	0
Carry forward orthodontic activity (UOA)	0
Baseline contract value	£34,633.37

ACCESS*

Patients seen in 24 months	Total	Change since previous quarter
Quarter ending December 2017	820	
Quarter ending March 2018	913	↑
Quarter ending June 2018	895	↓
Quarter ending September 2018	852	↓
Quarter ending December 2018	877	↑
Variance since December 2017	7.0%	↑



ACTIVITY



Month	Adjusted Scheduled Activity (UDA)	
	2018	2019
April	48	-7
May	168	21
June	229	51
July	390	102
August	478	102
September	616	265
October	661	351
November	740	383
December	827	484
January	887	
February	1,113	
March	1,182	
April	1,392	
May	1,392	
June	1,392	

QUALITY

	Quantity	Base Number	Contract	AT	Region	England
% of FP17s for the same patient ID Re-attending within 3 months - Children	12	325	3.7%	9.4%	11.6%	11.8%
% of FP17s for the same patient ID Re-attending within 3 months - Adults	23	159	14.5%	12.6%	15.1%	15.6%
% of FP17s for the same patient ID Re-attending between 3 & 9 months - Children	40	325	12.3%	59.2%	59.9%	58.8%
% of FP17s for the same patient ID Re-attending between 3 & 9 months - Adults	9	159	5.7%	50.2%	52.0%	51.0%
% of FP17s for Band 1 Urgent Courses	10	394	2.5%	7.0%	8.0%	9.0%
% of FP17s Relating to Free Repair or Replacements	0	394	0.0%	0.8%	0.8%	0.8%
% of FP17s Relating to Continuations	0	394	0.0%	1.0%	0.9%	0.9%
% of Patients satisfied with the dentistry they have received	2	2	N/A	94.4%	93.6%	93.2%
% of Patients satisfied with the time they had to wait for an appointment	2	2	N/A	92.3%	88.6%	88.3%

* This is based on patients treated on this contract for their most recent course of treatment. Figures in italics indicate the base number of FP17s or Patient Questionnaire responses are less than 100. N/A is shown where the base number of responses is less than 10 during the period. % is calculated as Quantity/Base number*100

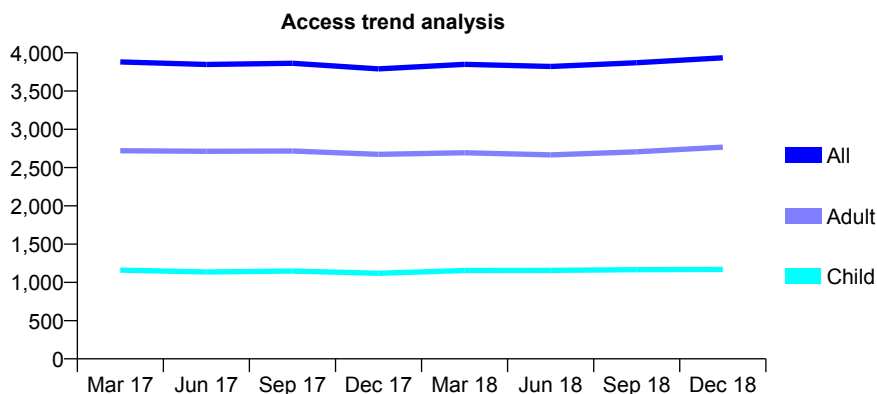
Q53 - Vital Signs At a Glance Contract Report for 693162/0002 - December 2018

Name or company name	MR RK BOJ
Contract type name	GDS Contract
Purpose of contract	General
Contract start date	16/06/2006
Contract end date	

18/19 Contracted general activity (UDA)	10,400
Carry forward general activity (UDA)	371
18/19 Contracted orthodontic activity (UOA)	0
Carry forward orthodontic activity (UOA)	0
Baseline contract value	£302,297.40

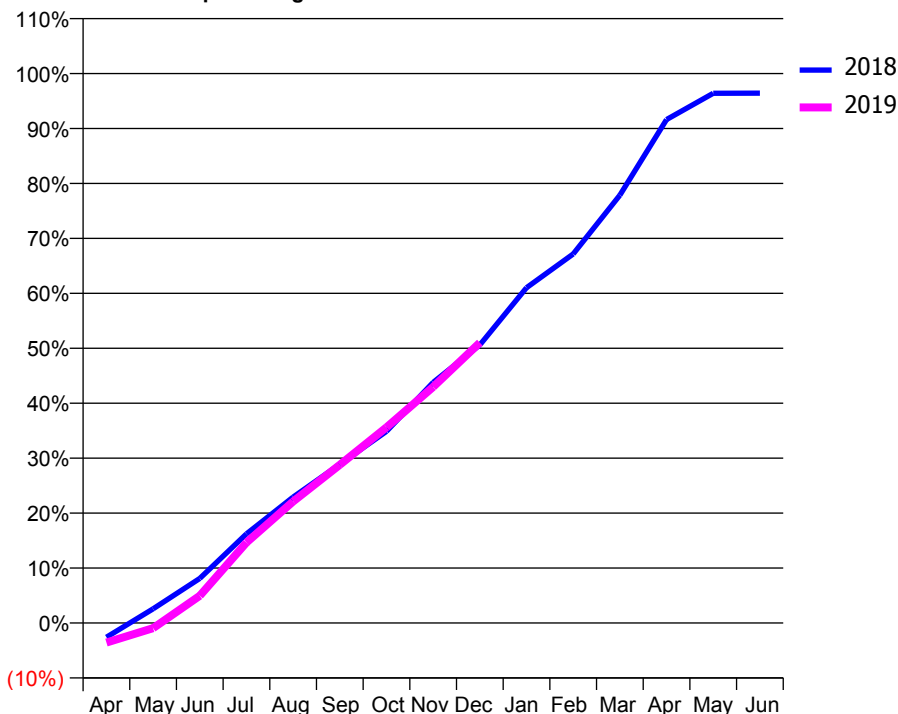
ACCESS*

Patients seen in 24 months	Total	Change since previous quarter
Quarter ending December 2017	3,790	
Quarter ending March 2018	3,849	→
Quarter ending June 2018	3,822	→
Quarter ending September 2018	3,871	→
Quarter ending December 2018	3,935	→
Variance since December 2017	3.8%	↑



ACTIVITY

Cumulative percentage of contracted UDA delivered 2018 & 2019



Adjusted Scheduled Activity (UDA)

Month	2018	2019
April	-272	-371
May	270	-100
June	845	517
July	1,688	1,523
August	2,383	2,301
September	3,003	2,995
October	3,627	3,705
November	4,553	4,469
December	5,263	5,307
January	6,347	
February	6,983	
March	8,097	
April	9,529	
May	10,025	
June	10,029	

QUALITY

	Quantity	Base Number	Contract	AT	Region	England
% of FP17s for the same patient ID Re-attending within 3 months - Children	37	748	4.9%	9.4%	11.6%	11.8%
% of FP17s for the same patient ID Re-attending within 3 months - Adults	208	1,710	12.2%	12.6%	15.1%	15.6%
% of FP17s for the same patient ID Re-attending between 3 & 9 months - Children	207	748	27.7%	59.2%	59.9%	58.8%
% of FP17s for the same patient ID Re-attending between 3 & 9 months - Adults	349	1,710	20.4%	50.2%	52.0%	51.0%
% of FP17s for Band 1 Urgent Courses	79	1,976	4.0%	7.0%	8.0%	9.0%
% of FP17s Relating to Free Repair or Replacements	18	1,976	0.9%	0.8%	0.8%	0.8%
% of FP17s Relating to Continuations	49	1,976	2.5%	1.0%	0.9%	0.9%
% of Patients satisfied with the dentistry they have received	2	2	N/A	94.4%	93.6%	93.2%
% of Patients satisfied with the time they had to wait for an appointment	2	2	N/A	92.3%	88.6%	88.3%

* This is based on patients treated on this contract for their most recent course of treatment. Figures in italics indicate the base number of FP17s or Patient Questionnaire responses are less than 100. N/A is shown where the base number of responses is less than 10 during the period. % is calculated as Quantity/Base number*100

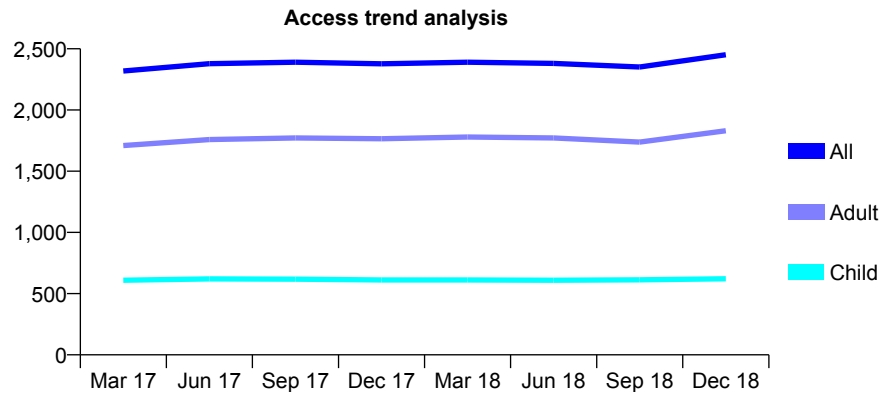
Q53 - Vital Signs At a Glance Contract Report for 698253/0001 - December 2018

Name or company name	MR NS MALHI
Contract type name	GDS Contract
Purpose of contract	General
Contract start date	01/06/2015
Contract end date	

18/19 Contracted general activity (UDA)	6,395
Carry forward general activity (UDA)	132
18/19 Contracted orthodontic activity (UOA)	0
Carry forward orthodontic activity (UOA)	0
Baseline contract value	£185,453.48

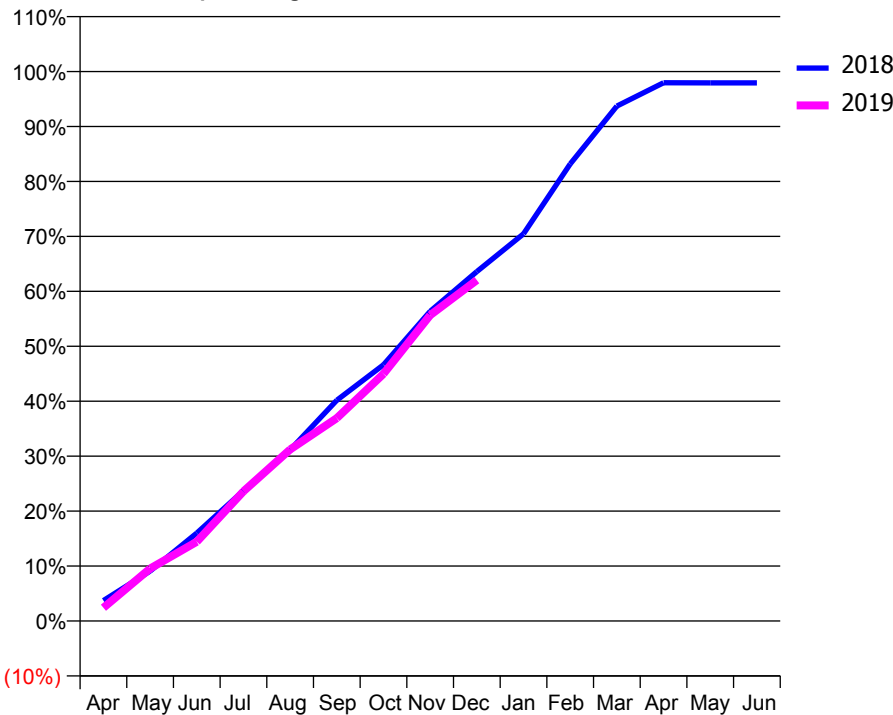
ACCESS*

Patients seen in 24 months	Total	Change since previous quarter
Quarter ending December 2017	2,377	
Quarter ending March 2018	2,391	→
Quarter ending June 2018	2,381	→
Quarter ending September 2018	2,351	↓
Quarter ending December 2018	2,452	↑
Variance since December 2017	3.2%	↑



ACTIVITY

Cumulative percentage of contracted UDA delivered 2018 & 2019



Month	Adjusted Scheduled Activity (UDA)	
	2018	2019
April	238	155
May	580	611
June	1,024	923
July	1,517	1,509
August	1,992	1,996
September	2,569	2,361
October	2,981	2,876
November	3,604	3,560
December	4,066	3,967
January	4,505	
February	5,319	
March	5,993	
April	6,264	
May	6,263	
June	6,263	

QUALITY

	Quantity	Base Number	Contract	AT	Region	England
% of FP17s for the same patient ID Re-attending within 3 months - Children	37	504	7.3%	9.4%	11.6%	11.8%
% of FP17s for the same patient ID Re-attending within 3 months - Adults	99	1,266	7.8%	12.6%	15.1%	15.6%
% of FP17s for the same patient ID Re-attending between 3 & 9 months - Children	259	504	51.4%	59.2%	59.9%	58.8%
% of FP17s for the same patient ID Re-attending between 3 & 9 months - Adults	449	1,266	35.5%	50.2%	52.0%	51.0%
% of FP17s for Band 1 Urgent Courses	150	1,683	8.9%	7.0%	8.0%	9.0%
% of FP17s Relating to Free Repair or Replacements	7	1,683	0.4%	0.8%	0.8%	0.8%
% of FP17s Relating to Continuations	4	1,683	0.2%	1.0%	0.9%	0.9%
% of Patients satisfied with the dentistry they have received	0	0	N/A	94.4%	93.6%	93.2%
% of Patients satisfied with the time they had to wait for an appointment	0	0	N/A	92.3%	88.6%	88.3%

* This is based on patients treated on this contract for their most recent course of treatment. Figures in italics indicate the base number of FP17s or Patient Questionnaire responses are less than 100. N/A is shown where the base number of responses is less than 10 during the period. % is calculated as Quantity/Base number*100

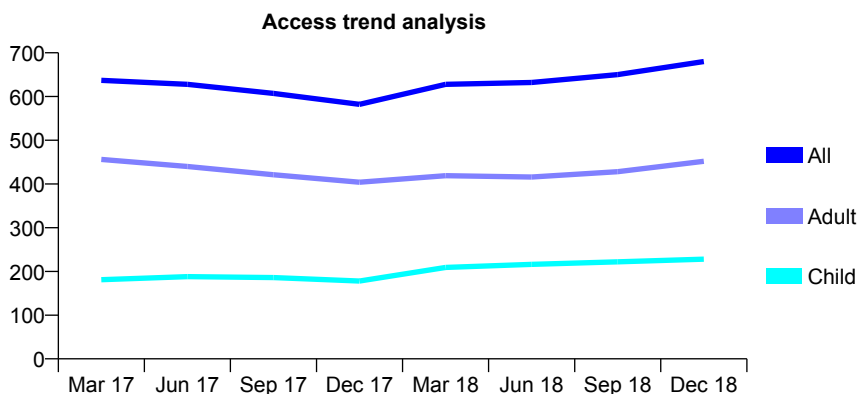
Q53 - Vital Signs At a Glance Contract Report for 716820/0001 - December 2018

Name or company name	MRS HM KOTLINSKA - STASZKOWS
Contract type name	GDS Contract
Purpose of contract	General
Contract start date	21/06/2010
Contract end date	

18/19 Contracted general activity (UDA)	1,813
Carry forward general activity (UDA)	62
18/19 Contracted orthodontic activity (UOA)	0
Carry forward orthodontic activity (UOA)	0
Baseline contract value	£46,666.29

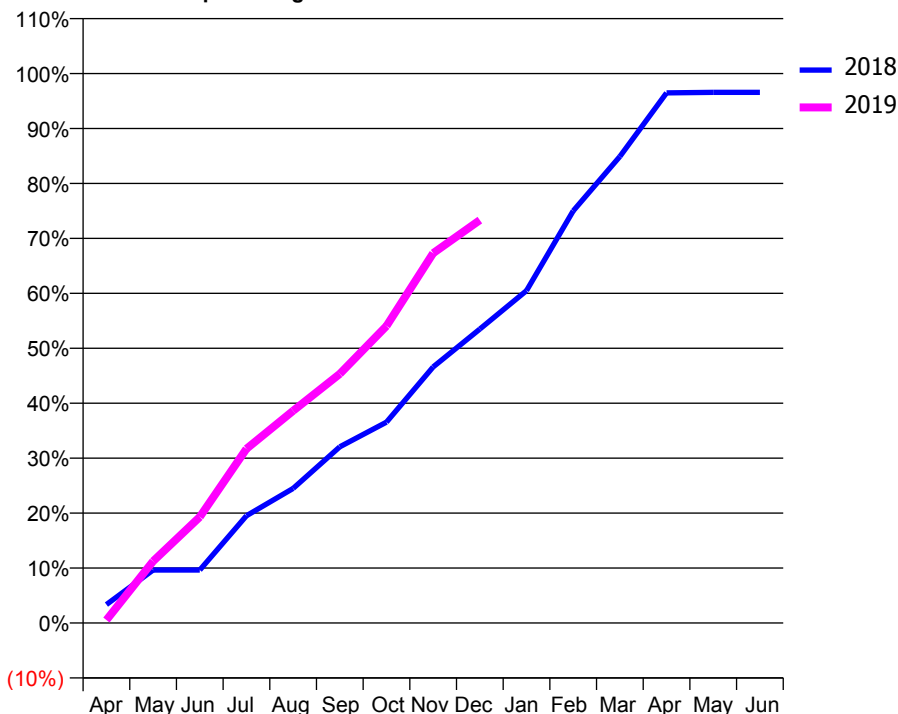
ACCESS*

Patients seen in 24 months	Total	Change since previous quarter
Quarter ending December 2017	582	
Quarter ending March 2018	628	↑
Quarter ending June 2018	632	→
Quarter ending September 2018	650	↑
Quarter ending December 2018	680	↑
Variance since December 2017	16.8%	↑



ACTIVITY

Cumulative percentage of contracted UDA delivered 2018 & 2019



Month	Adjusted Scheduled Activity (UDA)	
	2018	2019
April	61	10
May	175	204
June	175	350
July	354	575
August	444	700
September	581	822
October	663	980
November	845	1,220
December	970	1,329
January	1,097	
February	1,360	
March	1,539	
April	1,749	
May	1,751	
June	1,751	

QUALITY

	Quantity	Base Number	Contract	AT	Region	England
% of FP17s for the same patient ID Re-attending within 3 months - Children	16	227	7.0%	9.4%	11.6%	11.8%
% of FP17s for the same patient ID Re-attending within 3 months - Adults	63	447	14.1%	12.6%	15.1%	15.6%
% of FP17s for the same patient ID Re-attending between 3 & 9 months - Children	132	227	58.1%	59.2%	59.9%	58.8%
% of FP17s for the same patient ID Re-attending between 3 & 9 months - Adults	185	447	41.4%	50.2%	52.0%	51.0%
% of FP17s for Band 1 Urgent Courses	2	586	0.3%	7.0%	8.0%	9.0%
% of FP17s Relating to Free Repair or Replacements	7	586	1.2%	0.8%	0.8%	0.8%
% of FP17s Relating to Continuations	9	586	1.5%	1.0%	0.9%	0.9%
% of Patients satisfied with the dentistry they have received	0	0	N/A	94.4%	93.6%	93.2%
% of Patients satisfied with the time they had to wait for an appointment	0	0	N/A	92.3%	88.6%	88.3%

* This is based on patients treated on this contract for their most recent course of treatment. Figures in italics indicate the base number of FP17s or Patient Questionnaire responses are less than 100. N/A is shown where the base number of responses is less than 10 during the period. % is calculated as Quantity/Base number*100

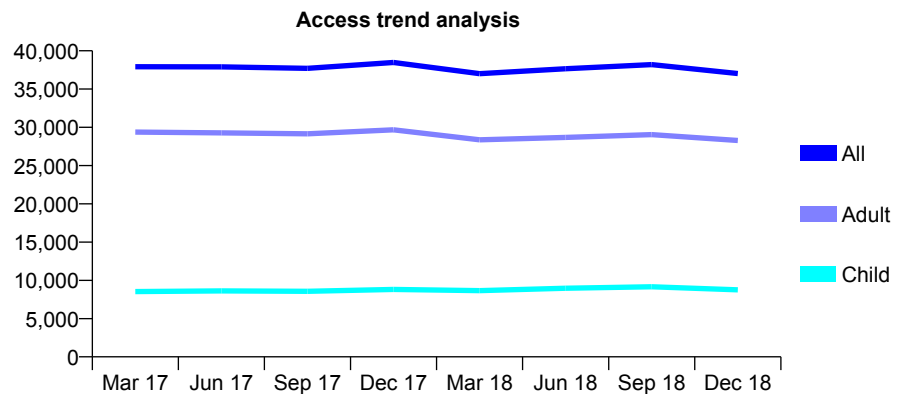
Q53 - Vital Signs At a Glance Contract Report for 732052/0003 - December 2018

Name or company name	Balbir S Bhandal, Amrik S Bhandal & Baljit
Contract type name	GDS Contract
Purpose of contract	General and Orthodontic
Contract start date	01/04/2006
Contract end date	

18/19 Contracted general activity (UDA)	100,734
Carry forward general activity (UDA)	1,889
18/19 Contracted orthodontic activity (UOA)	3,423
Carry forward orthodontic activity (UOA)	91
Baseline contract value	£2,999,088.49

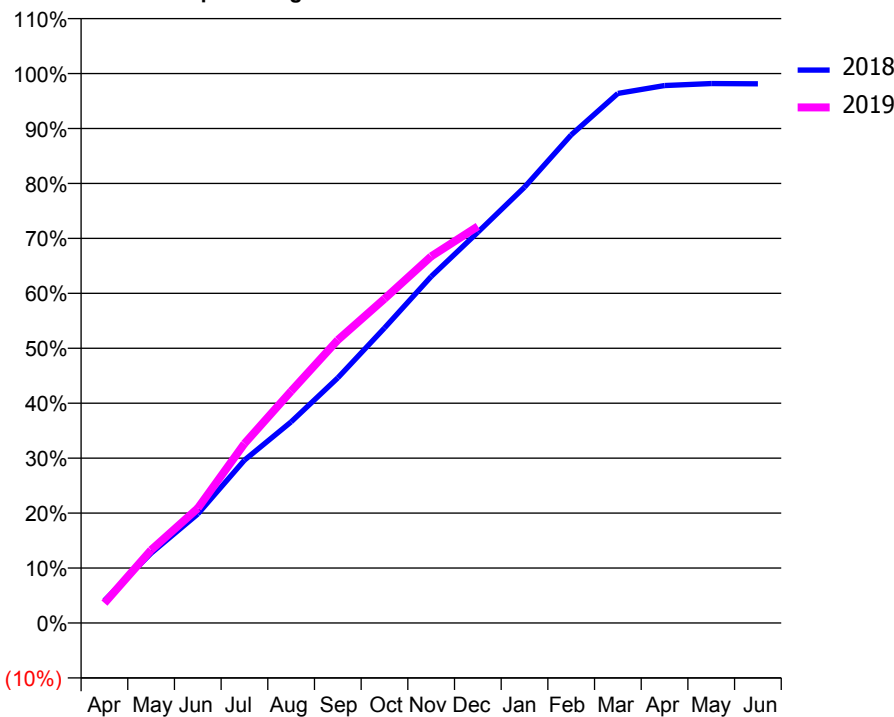
ACCESS*

Patients seen in 24 months	Total	Change since previous quarter
Quarter ending December 2017	38,480	
Quarter ending March 2018	37,012	↓
Quarter ending June 2018	37,657	→
Quarter ending September 2018	38,202	→
Quarter ending December 2018	37,028	↓
Variance since December 2017	(3.8%)	↓



ACTIVITY

Cumulative percentage of contracted UDA delivered 2018 & 2019



Month	Adjusted Scheduled Activity (UDA)	
	2018	2019
April	4,109	3,665
May	12,792	13,385
June	19,984	21,025
July	29,866	32,898
August	36,883	42,495
September	44,946	51,893
October	54,080	59,431
November	63,521	67,205
December	71,628	72,709
January	79,888	
February	89,492	
March	97,073	
April	98,528	
May	98,885	
June	98,845	

QUALITY

	Quantity	Base Number	Contract	AT	Region	England
% of FP17s for the same patient ID Re-attending within 3 months - Children	469	7,878	6.0%	9.4%	11.6%	11.8%
% of FP17s for the same patient ID Re-attending within 3 months - Adults	1,516	20,829	7.3%	12.6%	15.1%	15.6%
% of FP17s for the same patient ID Re-attending between 3 & 9 months - Children	3,087	7,878	39.2%	59.2%	59.9%	58.8%
% of FP17s for the same patient ID Re-attending between 3 & 9 months - Adults	6,774	20,829	32.5%	50.2%	52.0%	51.0%
% of FP17s for Band 1 Urgent Courses	746	27,844	2.7%	7.0%	8.0%	9.0%
% of FP17s Relating to Free Repair or Replacements	90	27,844	0.3%	0.8%	0.8%	0.8%
% of FP17s Relating to Continuations	18	27,844	0.1%	1.0%	0.9%	0.9%
% of Patients satisfied with the dentistry they have received	16	16	100.0%	94.4%	93.6%	93.2%
% of Patients satisfied with the time they had to wait for an appointment	16	16	100.0%	92.3%	88.6%	88.3%

* This is based on patients treated on this contract for their most recent course of treatment. Figures in italics indicate the base number of FP17s or Patient Questionnaire responses are less than 100. N/A is shown where the base number of responses is less than 10 during the period. % is calculated as Quantity/Base number*100

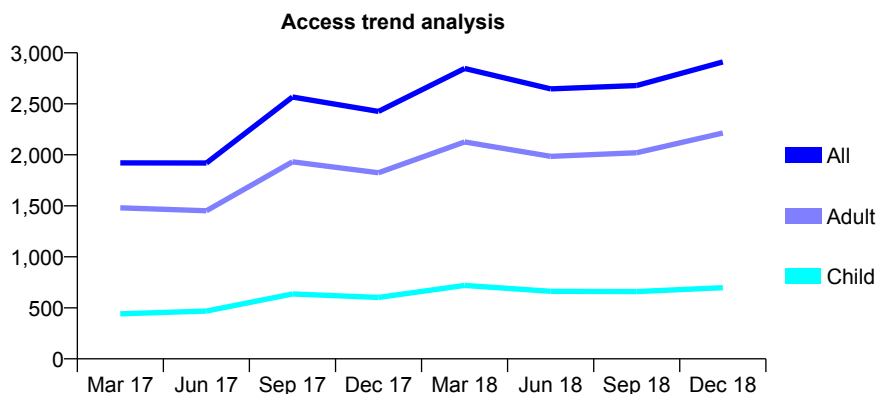
Q53 - Vital Signs At a Glance Contract Report for 732052/0004 - December 2018

Name or company name	Balbir S Bhandal, Amrik S Bhandal & Baljit
Contract type name	GDS Contract
Purpose of contract	General
Contract start date	01/04/2006
Contract end date	

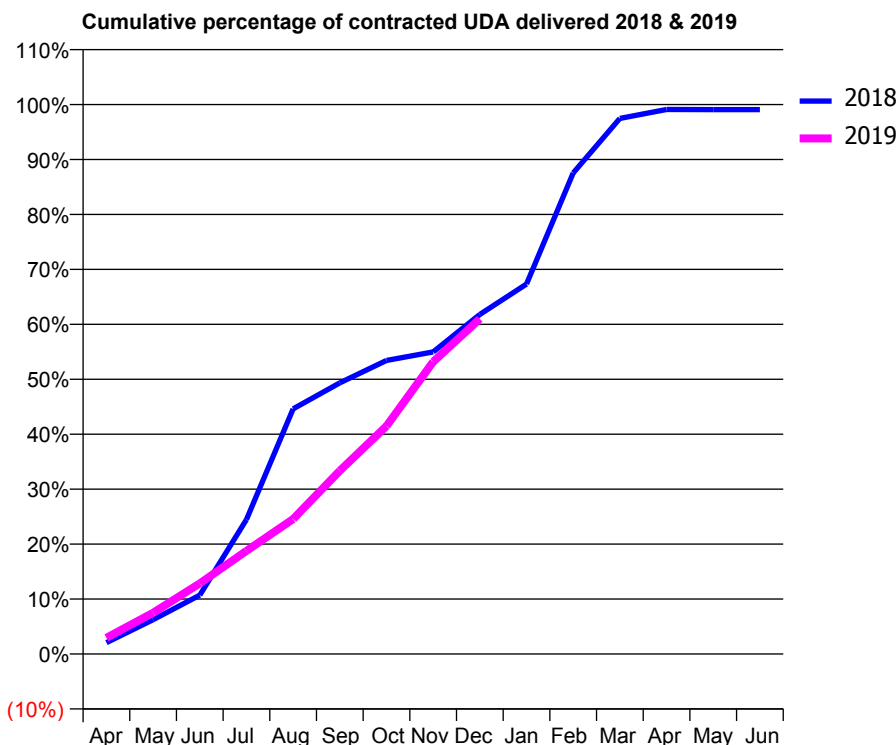
18/19 Contracted general activity (UDA)	7,618
Carry forward general activity (UDA)	70
18/19 Contracted orthodontic activity (UOA)	0
Carry forward orthodontic activity (UOA)	0
Baseline contract value	£193,989.98

ACCESS*

Patients seen in 24 months	Total	Change since previous quarter
Quarter ending December 2017	2,426	
Quarter ending March 2018	2,846	↑
Quarter ending June 2018	2,647	↓
Quarter ending September 2018	2,679	→
Quarter ending December 2018	2,911	↑
Variance since December 2017	20.0%	↑



ACTIVITY



Month	Adjusted Scheduled Activity (UDA)	
	2018	2019
April	157	224
May	475	573
June	816	978
July	1,865	1,430
August	3,398	1,871
September	3,758	2,540
October	4,070	3,160
November	4,189	4,052
December	4,707	4,647
January	5,130	
February	6,669	
March	7,426	
April	7,549	
May	7,548	
June	7,548	

QUALITY

	Quantity	Base Number	Contract	AT	Region	England
% of FP17s for the same patient ID Re-attending within 3 months - Children	30	567	5.3%	9.4%	11.6%	11.8%
% of FP17s for the same patient ID Re-attending within 3 months - Adults	104	1,713	6.1%	12.6%	15.1%	15.6%
% of FP17s for the same patient ID Re-attending between 3 & 9 months - Children	246	567	43.4%	59.2%	59.9%	58.8%
% of FP17s for the same patient ID Re-attending between 3 & 9 months - Adults	666	1,713	38.9%	50.2%	52.0%	51.0%
% of FP17s for Band 1 Urgent Courses	70	2,226	3.1%	7.0%	8.0%	9.0%
% of FP17s Relating to Free Repair or Replacements	2	2,226	0.1%	0.8%	0.8%	0.8%
% of FP17s Relating to Continuations	6	2,226	0.3%	1.0%	0.9%	0.9%
% of Patients satisfied with the dentistry they have received	1	1	N/A	94.4%	93.6%	93.2%
% of Patients satisfied with the time they had to wait for an appointment	1	1	N/A	92.3%	88.6%	88.3%

* This is based on patients treated on this contract for their most recent course of treatment. Figures in italics indicate the base number of FP17s or Patient Questionnaire responses are less than 100. N/A is shown where the base number of responses is less than 10 during the period. % is calculated as Quantity/Base number*100

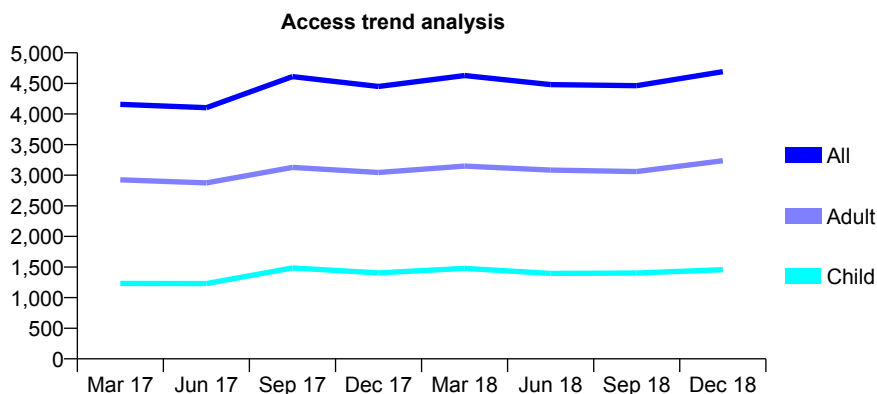
Q53 - Vital Signs At a Glance Contract Report for 732052/0005 - December 2018

Name or company name	Balbir S Bhandal, Amrik S Bhandal & Baljit
Contract type name	GDS Contract
Purpose of contract	General
Contract start date	18/05/2009
Contract end date	

18/19 Contracted general activity (UDA)	11,000
Carry forward general activity (UDA)	141
18/19 Contracted orthodontic activity (UOA)	0
Carry forward orthodontic activity (UOA)	0
Baseline contract value	£272,977.65

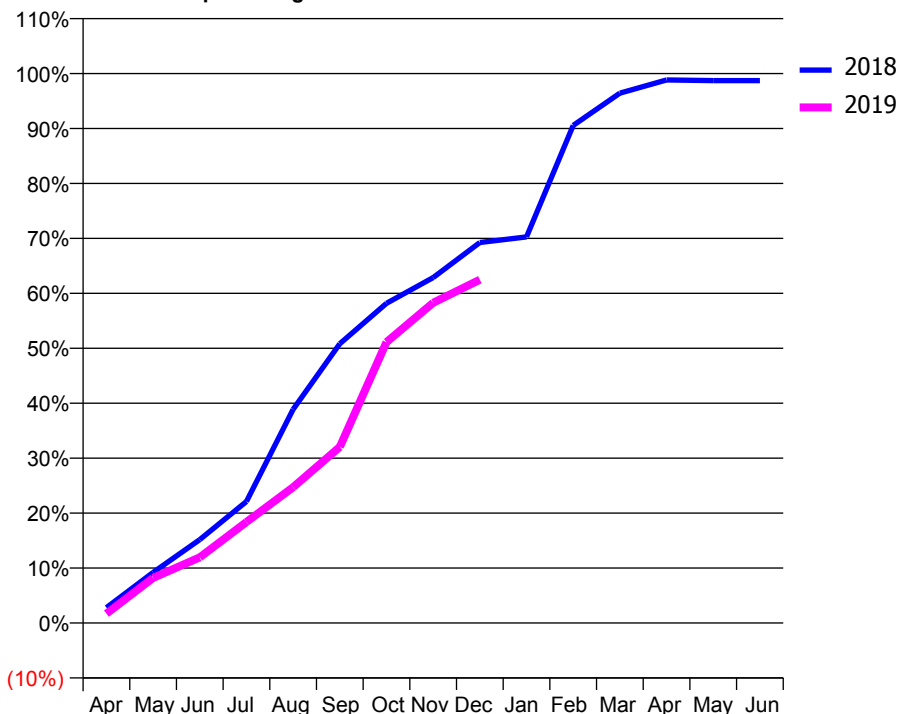
ACCESS*

Patients seen in 24 months	Total	Change since previous quarter
Quarter ending December 2017	4,450	
Quarter ending March 2018	4,628	↑
Quarter ending June 2018	4,480	↓
Quarter ending September 2018	4,462	→
Quarter ending December 2018	4,692	↑
Variance since December 2017	5.4%	↑



ACTIVITY

Cumulative percentage of contracted UDA delivered 2018 & 2019



Month	Adjusted Scheduled Activity (UDA)	
	2018	2019
April	308	187
May	1,012	904
June	1,670	1,314
July	2,433	2,023
August	4,278	2,720
September	5,592	3,524
October	6,401	5,623
November	6,916	6,410
December	7,617	6,873
January	7,730	
February	9,961	
March	10,608	
April	10,871	
May	10,859	
June	10,859	

QUALITY

	Quantity	Base Number	Contract	AT	Region	England
% of FP17s for the same patient ID Re-attending within 3 months - Children	12	953	1.3%	9.4%	11.6%	11.8%
% of FP17s for the same patient ID Re-attending within 3 months - Adults	50	2,110	2.4%	12.6%	15.1%	15.6%
% of FP17s for the same patient ID Re-attending between 3 & 9 months - Children	257	953	27.0%	59.2%	59.9%	58.8%
% of FP17s for the same patient ID Re-attending between 3 & 9 months - Adults	610	2,110	28.9%	50.2%	52.0%	51.0%
% of FP17s for Band 1 Urgent Courses	74	2,950	2.5%	7.0%	8.0%	9.0%
% of FP17s Relating to Free Repair or Replacements	0	2,950	0.0%	0.8%	0.8%	0.8%
% of FP17s Relating to Continuations	1	2,950	0.0%	1.0%	0.9%	0.9%
% of Patients satisfied with the dentistry they have received	0	0	N/A	94.4%	93.6%	93.2%
% of Patients satisfied with the time they had to wait for an appointment	0	0	N/A	92.3%	88.6%	88.3%

* This is based on patients treated on this contract for their most recent course of treatment. Figures in italics indicate the base number of FP17s or Patient Questionnaire responses are less than 100. N/A is shown where the base number of responses is less than 10 during the period. % is calculated as Quantity/Base number*100

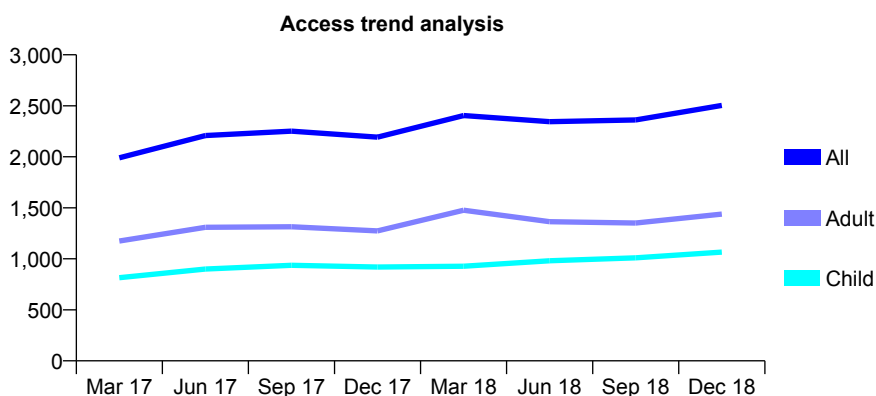
Q53 - Vital Signs At a Glance Contract Report for 732052/0006 - December 2018

Name or company name	Balbir S Bhandal, Amrik S Bhandal & Baljit
Contract type name	GDS Contract
Purpose of contract	General
Contract start date	18/05/2009
Contract end date	

18/19 Contracted general activity (UDA)	6,600
Carry forward general activity (UDA)	-19
18/19 Contracted orthodontic activity (UOA)	0
Carry forward orthodontic activity (UOA)	0
Baseline contract value	£163,786.59

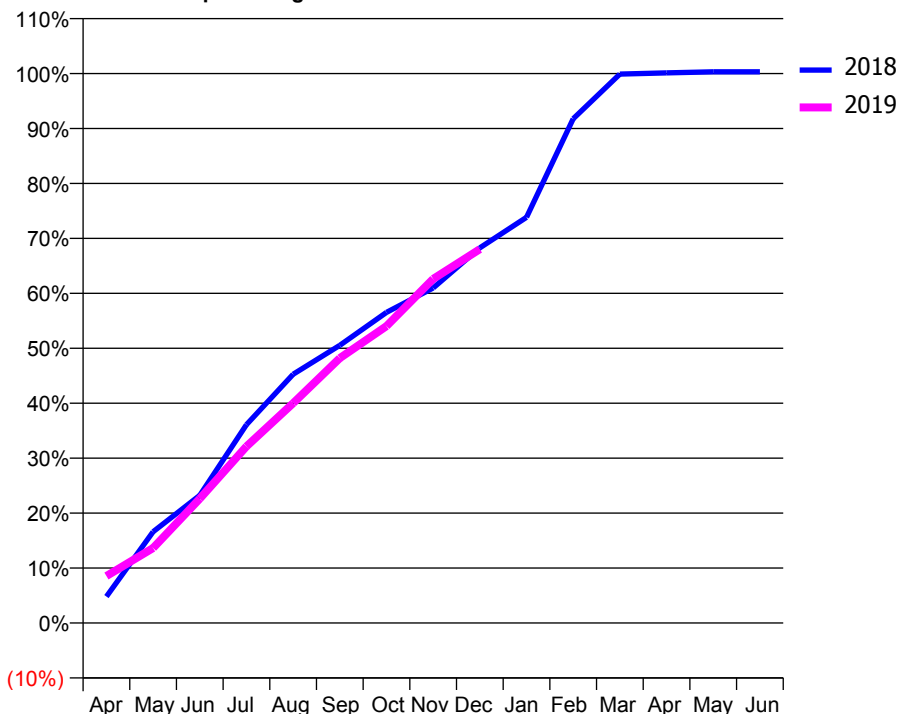
ACCESS*

Patients seen in 24 months	Total	Change since previous quarter
Quarter ending December 2017	2,193	
Quarter ending March 2018	2,404	↑
Quarter ending June 2018	2,345	↓
Quarter ending September 2018	2,361	→
Quarter ending December 2018	2,504	↑
Variance since December 2017	14.2%	↑



ACTIVITY

Cumulative percentage of contracted UDA delivered 2018 & 2019



Month	Adjusted Scheduled Activity (UDA)	
	2018	2019
April	318	564
May	1,096	902
June	1,533	1,494
July	2,383	2,121
August	2,988	2,640
September	3,335	3,181
October	3,731	3,566
November	4,024	4,133
December	4,506	4,490
January	4,873	
February	6,057	
March	6,594	
April	6,608	
May	6,621	
June	6,620	

QUALITY

	Quantity	Base Number	Contract	AT	Region	England
% of FP17s for the same patient ID Re-attending within 3 months - Children	31	756	4.1%	9.4%	11.6%	11.8%
% of FP17s for the same patient ID Re-attending within 3 months - Adults	65	887	7.3%	12.6%	15.1%	15.6%
% of FP17s for the same patient ID Re-attending between 3 & 9 months - Children	222	756	29.4%	59.2%	59.9%	58.8%
% of FP17s for the same patient ID Re-attending between 3 & 9 months - Adults	262	887	29.5%	50.2%	52.0%	51.0%
% of FP17s for Band 1 Urgent Courses	6	1,630	0.4%	7.0%	8.0%	9.0%
% of FP17s Relating to Free Repair or Replacements	3	1,630	0.2%	0.8%	0.8%	0.8%
% of FP17s Relating to Continuations	0	1,630	0.0%	1.0%	0.9%	0.9%
% of Patients satisfied with the dentistry they have received	1	1	N/A	94.4%	93.6%	93.2%
% of Patients satisfied with the time they had to wait for an appointment	1	1	N/A	92.3%	88.6%	88.3%

* This is based on patients treated on this contract for their most recent course of treatment. Figures in italics indicate the base number of FP17s or Patient Questionnaire responses are less than 100. N/A is shown where the base number of responses is less than 10 during the period. % is calculated as Quantity/Base number*100

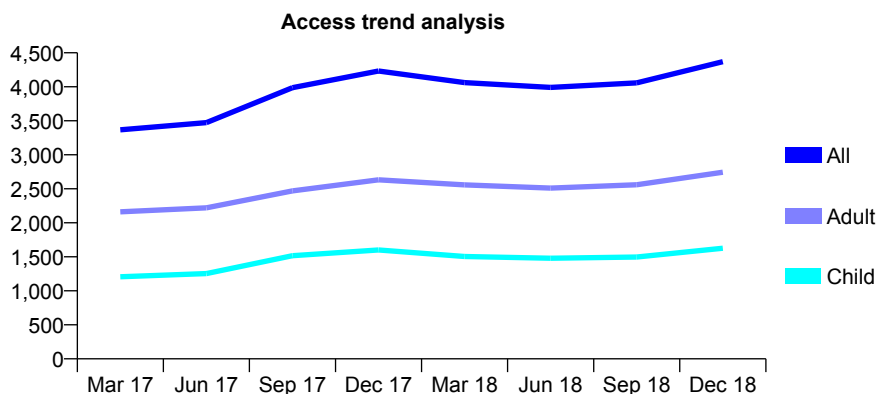
Q53 - Vital Signs At a Glance Contract Report for 732052/0007 - December 2018

Name or company name	Balbir S Bhandal, Amrik S Bhandal & Baljit
Contract type name	GDS Contract
Purpose of contract	General
Contract start date	18/05/2009
Contract end date	

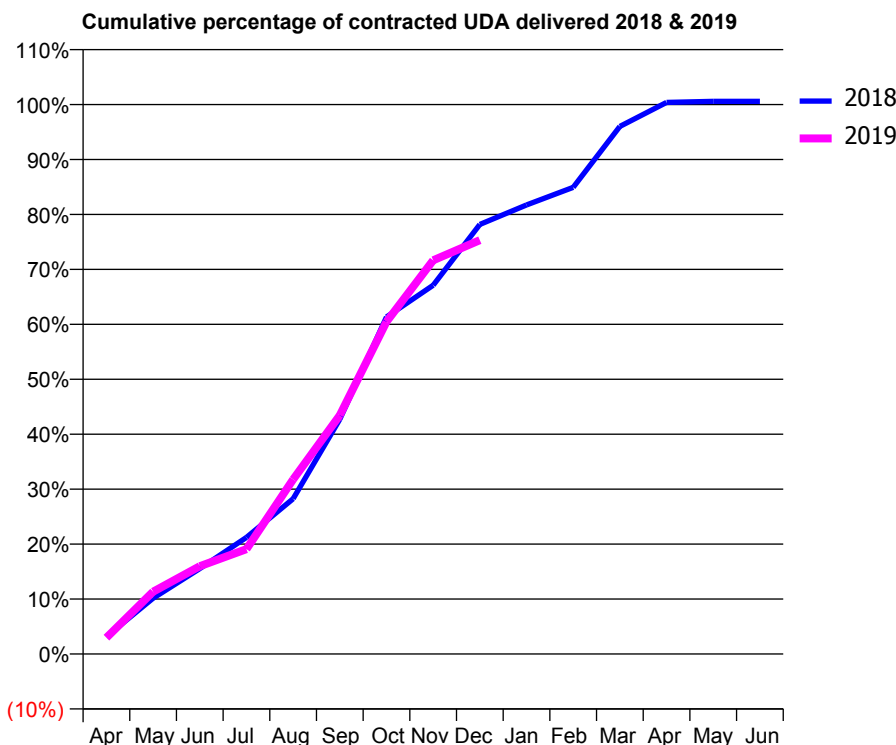
18/19 Contracted general activity (UDA)	11,000
Carry forward general activity (UDA)	-62
18/19 Contracted orthodontic activity (UOA)	0
Carry forward orthodontic activity (UOA)	0
Baseline contract value	£272,977.65

ACCESS*

Patients seen in 24 months	Total	Change since previous quarter
Quarter ending December 2017	4,232	
Quarter ending March 2018	4,061	↓
Quarter ending June 2018	3,991	↓
Quarter ending September 2018	4,058	→
Quarter ending December 2018	4,370	↑
Variance since December 2017	3.3%	↑



ACTIVITY



Month	Adjusted Scheduled Activity (UDA)	
	2018	2019
April	349	327
May	1,117	1,248
June	1,709	1,758
July	2,335	2,100
August	3,109	3,496
September	4,699	4,781
October	6,747	6,652
November	7,383	7,882
December	8,599	8,286
January	8,989	
February	9,342	
March	10,562	
April	11,041	
May	11,062	
June	11,062	

QUALITY

	Quantity	Base Number	Contract	AT	Region	England
% of FP17s for the same patient ID Re-attending within 3 months - Children	33	1,432	2.3%	9.4%	11.6%	11.8%
% of FP17s for the same patient ID Re-attending within 3 months - Adults	51	2,031	2.5%	12.6%	15.1%	15.6%
% of FP17s for the same patient ID Re-attending between 3 & 9 months - Children	737	1,432	51.5%	59.2%	59.9%	58.8%
% of FP17s for the same patient ID Re-attending between 3 & 9 months - Adults	777	2,031	38.3%	50.2%	52.0%	51.0%
% of FP17s for Band 1 Urgent Courses	28	3,287	0.9%	7.0%	8.0%	9.0%
% of FP17s Relating to Free Repair or Replacements	10	3,287	0.3%	0.8%	0.8%	0.8%
% of FP17s Relating to Continuations	0	3,287	0.0%	1.0%	0.9%	0.9%
% of Patients satisfied with the dentistry they have received	2	2	N/A	94.4%	93.6%	93.2%
% of Patients satisfied with the time they had to wait for an appointment	2	2	N/A	92.3%	88.6%	88.3%

* This is based on patients treated on this contract for their most recent course of treatment. Figures in italics indicate the base number of FP17s or Patient Questionnaire responses are less than 100. N/A is shown where the base number of responses is less than 10 during the period. % is calculated as Quantity/Base number*100

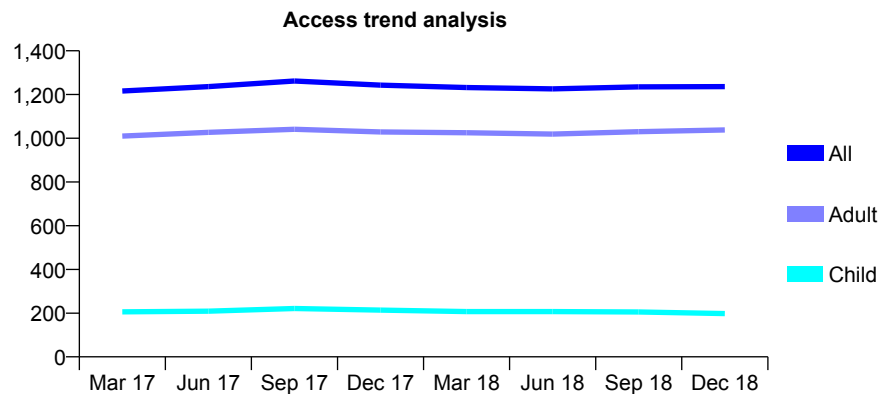
Q53 - Vital Signs At a Glance Contract Report for 735868/0001 - December 2018

Name or company name	MRS JA WARHAM
Contract type name	GDS Contract
Purpose of contract	General
Contract start date	01/04/2006
Contract end date	

18/19 Contracted general activity (UDA)	4,154
Carry forward general activity (UDA)	-26
18/19 Contracted orthodontic activity (UOA)	0
Carry forward orthodontic activity (UOA)	0
Baseline contract value	£108,097.52

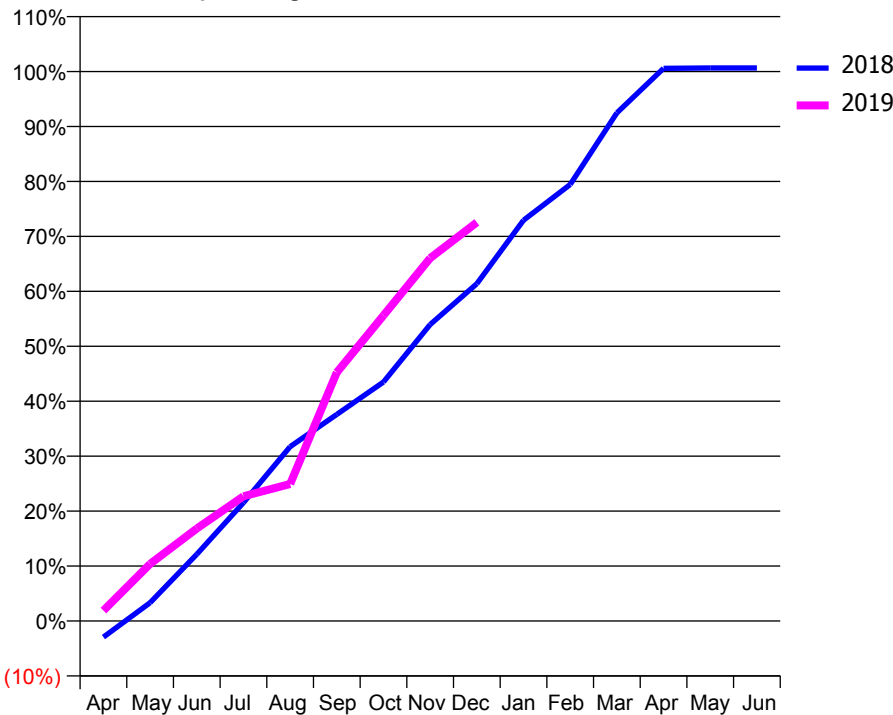
ACCESS*

Patients seen in 24 months	Total	Change since previous quarter
Quarter ending December 2017	1,243	
Quarter ending March 2018	1,232	→
Quarter ending June 2018	1,226	→
Quarter ending September 2018	1,235	→
Quarter ending December 2018	1,236	→
Variance since December 2017	(0.6%)	→



ACTIVITY

Cumulative percentage of contracted UDA delivered 2018 & 2019



Month	Adjusted Scheduled Activity (UDA)	
	2018	2019
April	-122	79
May	139	432
June	504	699
July	895	943
August	1,318	1,036
September	1,562	1,880
October	1,807	2,310
November	2,242	2,744
December	2,550	3,014
January	3,030	
February	3,300	
March	3,841	
April	4,178	
May	4,180	
June	4,180	

QUALITY

	Quantity	Base Number	Contract	AT	Region	England
% of FP17s for the same patient ID Re-attending within 3 months - Children	15	216	6.9%	9.4%	11.6%	11.8%
% of FP17s for the same patient ID Re-attending within 3 months - Adults	198	1,177	16.8%	12.6%	15.1%	15.6%
% of FP17s for the same patient ID Re-attending between 3 & 9 months - Children	156	216	72.2%	59.2%	59.9%	58.8%
% of FP17s for the same patient ID Re-attending between 3 & 9 months - Adults	571	1,177	48.5%	50.2%	52.0%	51.0%
% of FP17s for Band 1 Urgent Courses	169	1,280	13.2%	7.0%	8.0%	9.0%
% of FP17s Relating to Free Repair or Replacements	39	1,280	3.0%	0.8%	0.8%	0.8%
% of FP17s Relating to Continuations	29	1,280	2.3%	1.0%	0.9%	0.9%
% of Patients satisfied with the dentistry they have received	4	4	N/A	94.4%	93.6%	93.2%
% of Patients satisfied with the time they had to wait for an appointment	4	4	N/A	92.3%	88.6%	88.3%

* This is based on patients treated on this contract for their most recent course of treatment. Figures in italics indicate the base number of FP17s or Patient Questionnaire responses are less than 100. N/A is shown where the base number of responses is less than 10 during the period. % is calculated as Quantity/Base number*100

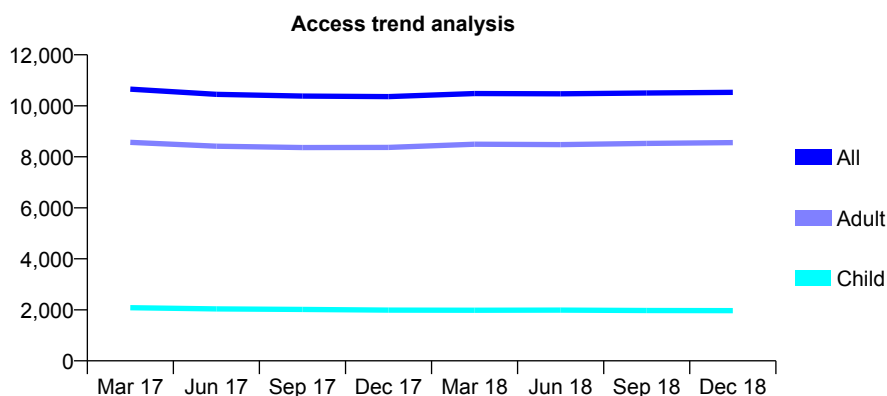
Q53 - Vital Signs At a Glance Contract Report for 740179/0001 - December 2018

Name or company name	MR JC ALLEN
Contract type name	GDS Contract
Purpose of contract	General and Orthodontic
Contract start date	01/04/2006
Contract end date	

18/19 Contracted general activity (UDA)	28,247
Carry forward general activity (UDA)	-8
18/19 Contracted orthodontic activity (UOA)	645
Carry forward orthodontic activity (UOA)	-4
Baseline contract value	£987,113.58

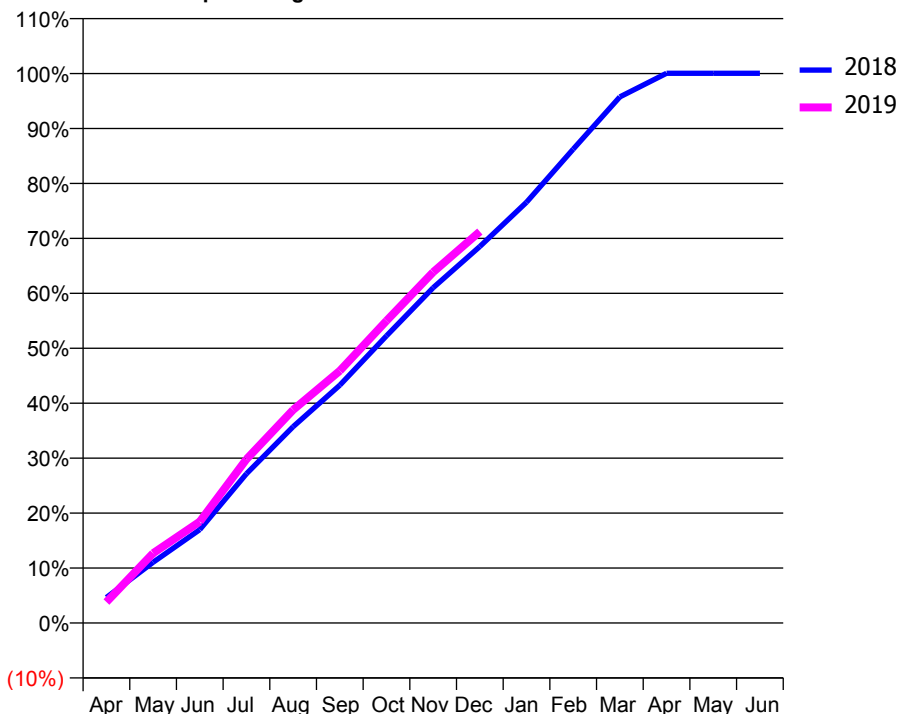
ACCESS*

Patients seen in 24 months	Total	Change since previous quarter
Quarter ending December 2017	10,362	
Quarter ending March 2018	10,481	→
Quarter ending June 2018	10,472	→
Quarter ending September 2018	10,504	→
Quarter ending December 2018	10,530	→
Variance since December 2017	1.6%	→



ACTIVITY

Cumulative percentage of contracted UDA delivered 2018 & 2019



Month	Adjusted Scheduled Activity (UDA)	
	2018	2019
April	1,311	1,077
May	3,121	3,586
June	4,802	5,216
July	7,672	8,421
August	10,097	10,960
September	12,225	12,965
October	14,761	15,539
November	17,238	18,039
December	19,354	20,122
January	21,628	
February	24,356	
March	27,046	
April	28,256	
May	28,256	
June	28,256	

QUALITY

	Quantity	Base Number	Contract	AT	Region	England
% of FP17s for the same patient ID Re-attending within 3 months - Children	149	2,438	6.1%	9.4%	11.6%	11.8%
% of FP17s for the same patient ID Re-attending within 3 months - Adults	1,404	9,600	14.6%	12.6%	15.1%	15.6%
% of FP17s for the same patient ID Re-attending between 3 & 9 months - Children	1,718	2,438	70.5%	59.2%	59.9%	58.8%
% of FP17s for the same patient ID Re-attending between 3 & 9 months - Adults	5,053	9,600	52.6%	50.2%	52.0%	51.0%
% of FP17s for Band 1 Urgent Courses	631	11,407	5.5%	7.0%	8.0%	9.0%
% of FP17s Relating to Free Repair or Replacements	94	11,407	0.8%	0.8%	0.8%	0.8%
% of FP17s Relating to Continuations	304	11,407	2.7%	1.0%	0.9%	0.9%
% of Patients satisfied with the dentistry they have received	4	4	N/A	94.4%	93.6%	93.2%
% of Patients satisfied with the time they had to wait for an appointment	4	4	N/A	92.3%	88.6%	88.3%

* This is based on patients treated on this contract for their most recent course of treatment. Figures in italics indicate the base number of FP17s or Patient Questionnaire responses are less than 100. N/A is shown where the base number of responses is less than 10 during the period. % is calculated as Quantity/Base number*100

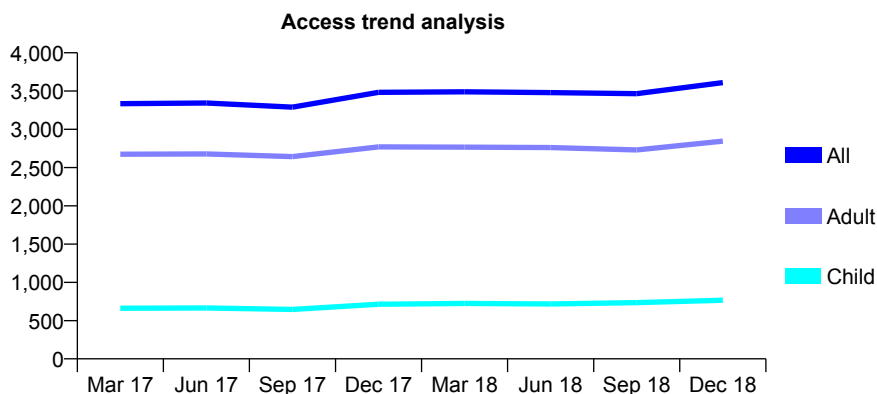
Q53 - Vital Signs At a Glance Contract Report for 742597/0001 - December 2018

Name or company name	MR SS UBHI
Contract type name	GDS Contract
Purpose of contract	General
Contract start date	01/04/2006
Contract end date	

18/19 Contracted general activity (UDA)	7,983
Carry forward general activity (UDA)	-6
18/19 Contracted orthodontic activity (UOA)	0
Carry forward orthodontic activity (UOA)	0
Baseline contract value	£241,957.66

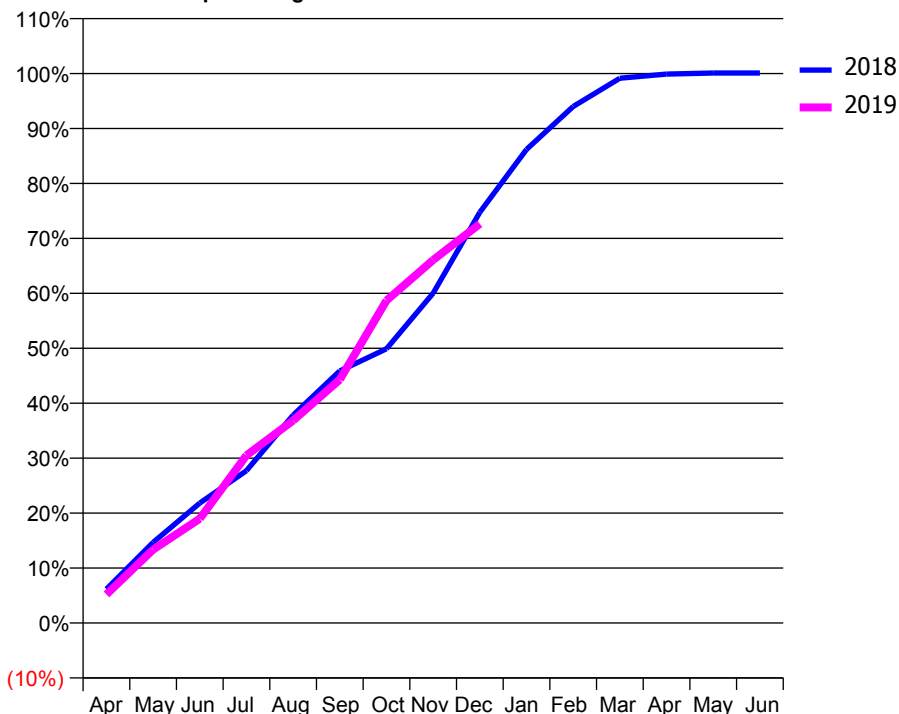
ACCESS*

Patients seen in 24 months	Total	Change since previous quarter
Quarter ending December 2017	3,484	
Quarter ending March 2018	3,491	→
Quarter ending June 2018	3,479	→
Quarter ending September 2018	3,466	→
Quarter ending December 2018	3,611	↑
Variance since December 2017	3.6%	↑



ACTIVITY

Cumulative percentage of contracted UDA delivered 2018 & 2019



Month	Adjusted Scheduled Activity (UDA)	
	2018	2019
April	493	416
May	1,170	1,067
June	1,743	1,516
July	2,213	2,436
August	3,021	2,943
September	3,662	3,536
October	3,984	4,684
November	4,791	5,273
December	5,967	5,800
January	6,880	
February	7,503	
March	7,914	
April	7,974	
May	7,989	
June	7,989	

QUALITY

	Quantity	Base Number	Contract	AT	Region	England
% of FP17s for the same patient ID Re-attending within 3 months - Children	40	659	6.1%	9.4%	11.6%	11.8%
% of FP17s for the same patient ID Re-attending within 3 months - Adults	275	2,233	12.3%	12.6%	15.1%	15.6%
% of FP17s for the same patient ID Re-attending between 3 & 9 months - Children	329	659	49.9%	59.2%	59.9%	58.8%
% of FP17s for the same patient ID Re-attending between 3 & 9 months - Adults	571	2,233	25.6%	50.2%	52.0%	51.0%
% of FP17s for Band 1 Urgent Courses	304	2,844	10.7%	7.0%	8.0%	9.0%
% of FP17s Relating to Free Repair or Replacements	6	2,844	0.2%	0.8%	0.8%	0.8%
% of FP17s Relating to Continuations	28	2,844	1.0%	1.0%	0.9%	0.9%
% of Patients satisfied with the dentistry they have received	3	4	N/A	94.4%	93.6%	93.2%
% of Patients satisfied with the time they had to wait for an appointment	4	4	N/A	92.3%	88.6%	88.3%

* This is based on patients treated on this contract for their most recent course of treatment. Figures in italics indicate the base number of FP17s or Patient Questionnaire responses are less than 100. N/A is shown where the base number of responses is less than 10 during the period. % is calculated as Quantity/Base number*100

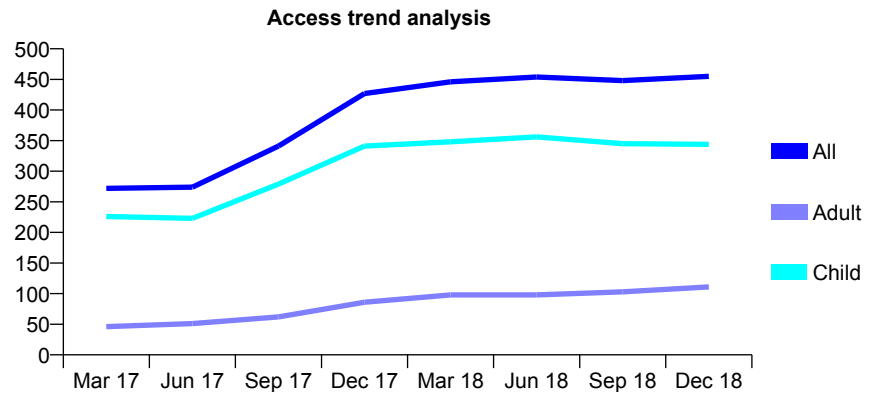
Q53 - Vital Signs At a Glance Contract Report for 746371/0001 - December 2018

Name or company name	Walker, Norman and Craven (headless cro:
Contract type name	GDS Contract
Purpose of contract	General
Contract start date	01/04/2006
Contract end date	

18/19 Contracted general activity (UDA)	1,000
Carry forward general activity (UDA)	0
18/19 Contracted orthodontic activity (UOA)	0
Carry forward orthodontic activity (UOA)	0
Baseline contract value	£24,691.86

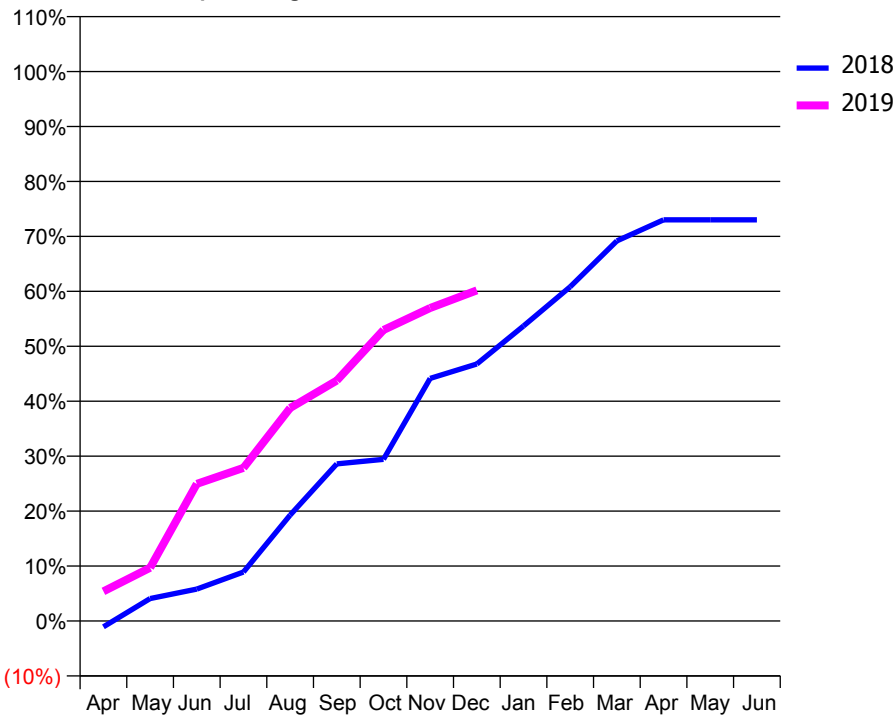
ACCESS*

Patients seen in 24 months	Total	Change since previous quarter
Quarter ending December 2017	427	
Quarter ending March 2018	446	↑
Quarter ending June 2018	454	→
Quarter ending September 2018	448	↓
Quarter ending December 2018	455	→
Variance since December 2017	6.6%	↑



ACTIVITY

Cumulative percentage of contracted UDA delivered 2018 & 2019



Month	Adjusted Scheduled Activity (UDA)	
	2018	2019
April	-12	54
May	45	97
June	64	250
July	98	279
August	212	388
September	315	438
October	324	530
November	486	570
December	515	602
January	591	
February	669	
March	761	
April	803	
May	803	
June	803	

QUALITY

	Quantity	Base Number	Contract	AT	Region	England
% of FP17s for the same patient ID Re-attending within 3 months - Children	21	380	5.5%	9.4%	11.6%	11.8%
% of FP17s for the same patient ID Re-attending within 3 months - Adults	3	60	5.0%	12.6%	15.1%	15.6%
% of FP17s for the same patient ID Re-attending between 3 & 9 months - Children	275	380	72.4%	59.2%	59.9%	58.8%
% of FP17s for the same patient ID Re-attending between 3 & 9 months - Adults	40	60	66.7%	50.2%	52.0%	51.0%
% of FP17s for Band 1 Urgent Courses	3	400	0.8%	7.0%	8.0%	9.0%
% of FP17s Relating to Free Repair or Replacements	0	400	0.0%	0.8%	0.8%	0.8%
% of FP17s Relating to Continuations	0	400	0.0%	1.0%	0.9%	0.9%
% of Patients satisfied with the dentistry they have received	0	0	N/A	94.4%	93.6%	93.2%
% of Patients satisfied with the time they had to wait for an appointment	0	0	N/A	92.3%	88.6%	88.3%

* This is based on patients treated on this contract for their most recent course of treatment. Figures in italics indicate the base number of FP17s or Patient Questionnaire responses are less than 100. N/A is shown where the base number of responses is less than 10 during the period. % is calculated as Quantity/Base number*100

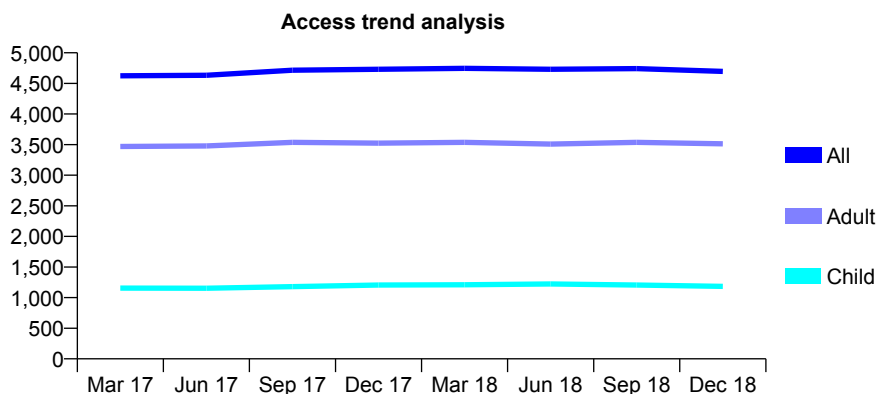
Q53 - Vital Signs At a Glance Contract Report for 749419/0001 - December 2018

Name or company name	MR SA CHALKER
Contract type name	GDS Contract
Purpose of contract	General
Contract start date	01/04/2006
Contract end date	

18/19 Contracted general activity (UDA)	10,827
Carry forward general activity (UDA)	-77
18/19 Contracted orthodontic activity (UOA)	0
Carry forward orthodontic activity (UOA)	0
Baseline contract value	£257,452.24

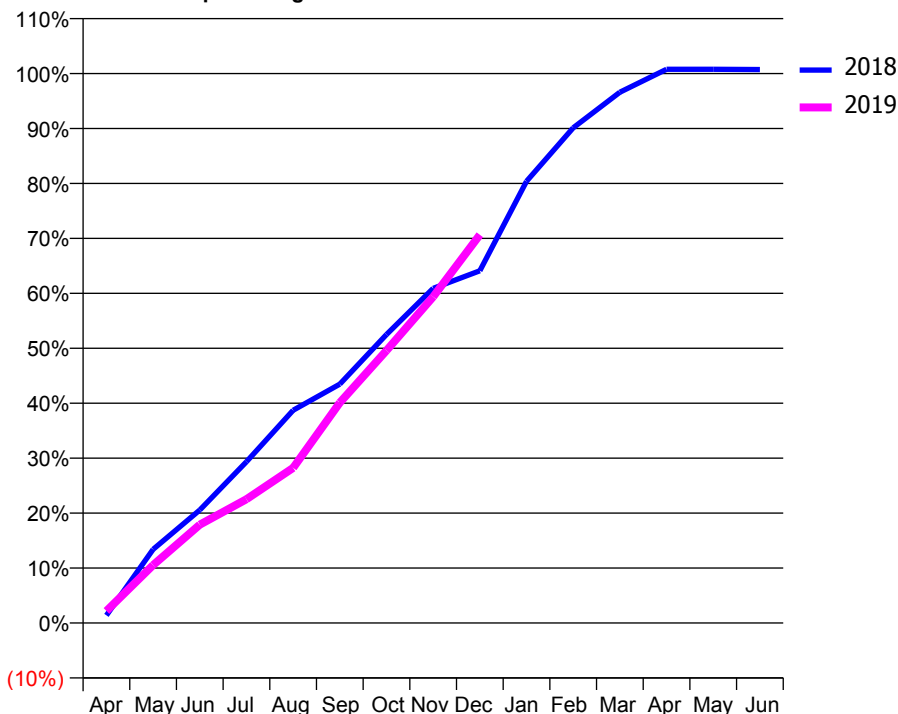
ACCESS*

Patients seen in 24 months	Total	Change since previous quarter
Quarter ending December 2017	4,730	
Quarter ending March 2018	4,747	→
Quarter ending June 2018	4,732	→
Quarter ending September 2018	4,742	→
Quarter ending December 2018	4,697	→
Variance since December 2017	(0.7%)	→



ACTIVITY

Cumulative percentage of contracted UDA delivered 2018 & 2019



Month	Adjusted Scheduled Activity (UDA)	
	2018	2019
April	152	239
May	1,450	1,142
June	2,226	1,939
July	3,179	2,440
August	4,192	3,057
September	4,708	4,342
October	5,683	5,369
November	6,593	6,428
December	6,939	7,651
January	8,702	
February	9,757	
March	10,459	
April	10,909	
May	10,910	
June	10,904	

QUALITY

	Quantity	Base Number	Contract	AT	Region	England
% of FP17s for the same patient ID Re-attending within 3 months - Children	71	1,407	5.0%	9.4%	11.6%	11.8%
% of FP17s for the same patient ID Re-attending within 3 months - Adults	370	3,212	11.5%	12.6%	15.1%	15.6%
% of FP17s for the same patient ID Re-attending between 3 & 9 months - Children	1,018	1,407	72.4%	59.2%	59.9%	58.8%
% of FP17s for the same patient ID Re-attending between 3 & 9 months - Adults	1,347	3,212	41.9%	50.2%	52.0%	51.0%
% of FP17s for Band 1 Urgent Courses	429	4,382	9.8%	7.0%	8.0%	9.0%
% of FP17s Relating to Free Repair or Replacements	42	4,382	1.0%	0.8%	0.8%	0.8%
% of FP17s Relating to Continuations	15	4,382	0.3%	1.0%	0.9%	0.9%
% of Patients satisfied with the dentistry they have received	2	2	N/A	94.4%	93.6%	93.2%
% of Patients satisfied with the time they had to wait for an appointment	2	2	N/A	92.3%	88.6%	88.3%

* This is based on patients treated on this contract for their most recent course of treatment. Figures in italics indicate the base number of FP17s or Patient Questionnaire responses are less than 100. N/A is shown where the base number of responses is less than 10 during the period. % is calculated as Quantity/Base number*100

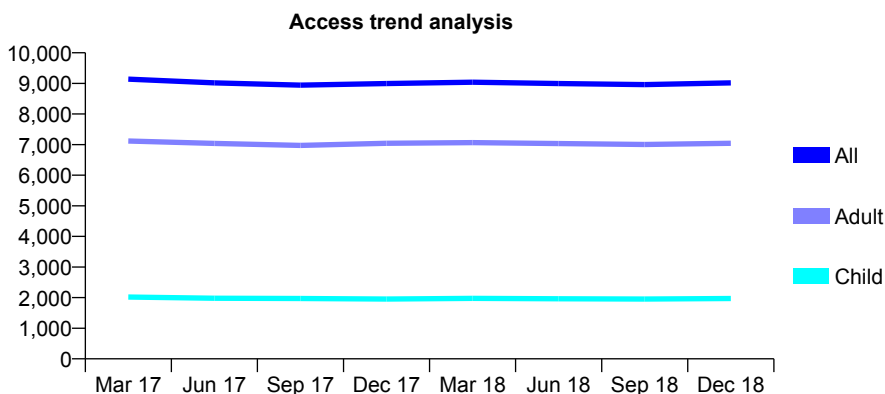
Q53 - Vital Signs At a Glance Contract Report for 753955/0001 - December 2018

Name or company name	MR AM RAJPUT
Contract type name	GDS Contract
Purpose of contract	General
Contract start date	01/04/2006
Contract end date	

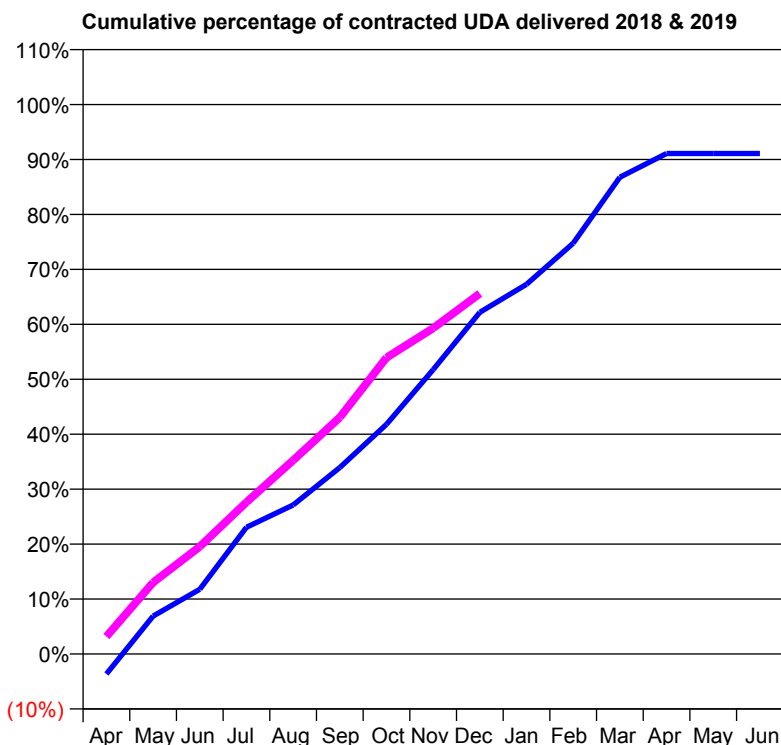
18/19 Contracted general activity (UDA)	27,792
Carry forward general activity (UDA)	0
18/19 Contracted orthodontic activity (UOA)	0
Carry forward orthodontic activity (UOA)	0
Baseline contract value	£737,508.74

ACCESS*

Patients seen in 24 months	Total	Change since previous quarter
Quarter ending December 2017	8,997	
Quarter ending March 2018	9,039	→
Quarter ending June 2018	8,997	→
Quarter ending September 2018	8,960	→
Quarter ending December 2018	9,016	→
Variance since December 2017	0.2%	→



ACTIVITY



Month	Adjusted Scheduled Activity (UDA)	
	2018	2019
April	-1,012	886
May	1,915	3,617
June	3,272	5,431
July	6,408	7,677
August	7,538	9,799
September	9,430	11,970
October	11,620	14,989
November	14,383	16,482
December	17,285	18,235
January	18,698	
February	20,777	
March	24,116	
April	25,317	
May	25,312	
June	25,312	

QUALITY

	Quantity	Base Number	Contract	AT	Region	England
% of FP17s for the same patient ID Re-attending within 3 months - Children	140	2,318	6.0%	9.4%	11.6%	11.8%
% of FP17s for the same patient ID Re-attending within 3 months - Adults	1,033	8,342	12.4%	12.6%	15.1%	15.6%
% of FP17s for the same patient ID Re-attending between 3 & 9 months - Children	1,596	2,318	68.9%	59.2%	59.9%	58.8%
% of FP17s for the same patient ID Re-attending between 3 & 9 months - Adults	5,602	8,342	67.2%	50.2%	52.0%	51.0%
% of FP17s for Band 1 Urgent Courses	269	10,096	2.7%	7.0%	8.0%	9.0%
% of FP17s Relating to Free Repair or Replacements	69	10,096	0.7%	0.8%	0.8%	0.8%
% of FP17s Relating to Continuations	296	10,096	2.9%	1.0%	0.9%	0.9%
% of Patients satisfied with the dentistry they have received	11	12	91.7%	94.4%	93.6%	93.2%
% of Patients satisfied with the time they had to wait for an appointment	9	12	75.0%	92.3%	88.6%	88.3%

* This is based on patients treated on this contract for their most recent course of treatment. Figures in italics indicate the base number of FP17s or Patient Questionnaire responses are less than 100. N/A is shown where the base number of responses is less than 10 during the period. % is calculated as Quantity/Base number*100

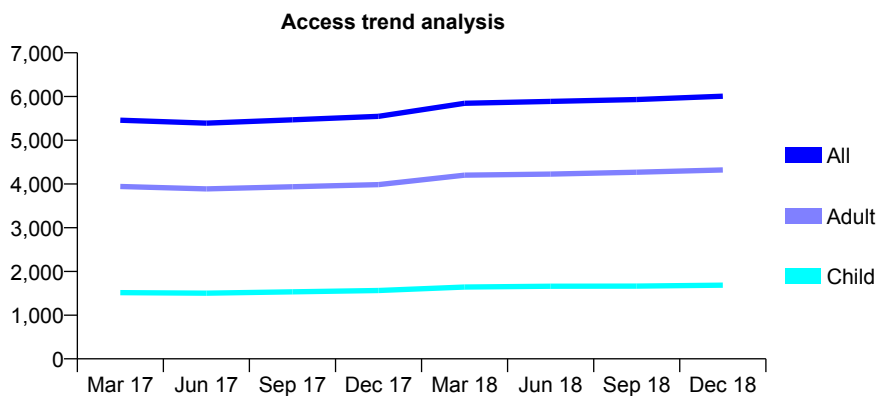
Q53 - Vital Signs At a Glance Contract Report for 763225/0001 - December 2018

Name or company name	MR SS MATHAROO
Contract type name	GDS Contract
Purpose of contract	General
Contract start date	01/04/2006
Contract end date	

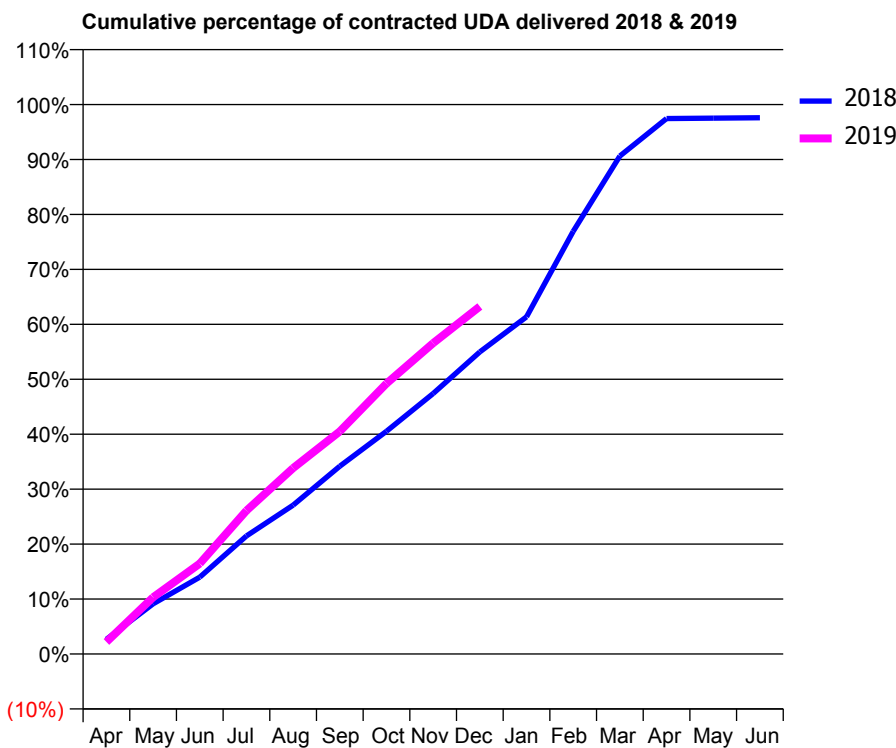
18/19 Contracted general activity (UDA)	11,255
Carry forward general activity (UDA)	271
18/19 Contracted orthodontic activity (UOA)	0
Carry forward orthodontic activity (UOA)	0
Baseline contract value	£341,144.74

ACCESS*

Patients seen in 24 months	Total	Change since previous quarter
Quarter ending December 2017	5,548	
Quarter ending March 2018	5,847	↑
Quarter ending June 2018	5,887	→
Quarter ending September 2018	5,931	→
Quarter ending December 2018	6,006	→
Variance since December 2017	8.3%	↑



ACTIVITY



Month	Adjusted Scheduled Activity (UDA)	
	2018	2019
April	302	248
May	1,029	1,163
June	1,575	1,853
July	2,419	2,936
August	3,050	3,810
September	3,847	4,559
October	4,564	5,541
November	5,336	6,368
December	6,188	7,120
January	6,906	
February	8,657	
March	10,201	
April	10,967	
May	10,976	
June	10,984	

QUALITY

	Quantity	Base Number	Contract	AT	Region	England
% of FP17s for the same patient ID Re-attending within 3 months - Children	67	1,578	4.2%	9.4%	11.6%	11.8%
% of FP17s for the same patient ID Re-attending within 3 months - Adults	332	3,575	9.3%	12.6%	15.1%	15.6%
% of FP17s for the same patient ID Re-attending between 3 & 9 months - Children	1,000	1,578	63.4%	59.2%	59.9%	58.8%
% of FP17s for the same patient ID Re-attending between 3 & 9 months - Adults	1,812	3,575	50.7%	50.2%	52.0%	51.0%
% of FP17s for Band 1 Urgent Courses	164	4,094	4.0%	7.0%	8.0%	9.0%
% of FP17s Relating to Free Repair or Replacements	11	4,094	0.3%	0.8%	0.8%	0.8%
% of FP17s Relating to Continuations	40	4,094	1.0%	1.0%	0.9%	0.9%
% of Patients satisfied with the dentistry they have received	3	3	N/A	94.4%	93.6%	93.2%
% of Patients satisfied with the time they had to wait for an appointment	2	3	N/A	92.3%	88.6%	88.3%

* This is based on patients treated on this contract for their most recent course of treatment. Figures in italics indicate the base number of FP17s or Patient Questionnaire responses are less than 100. N/A is shown where the base number of responses is less than 10 during the period. % is calculated as Quantity/Base number*100

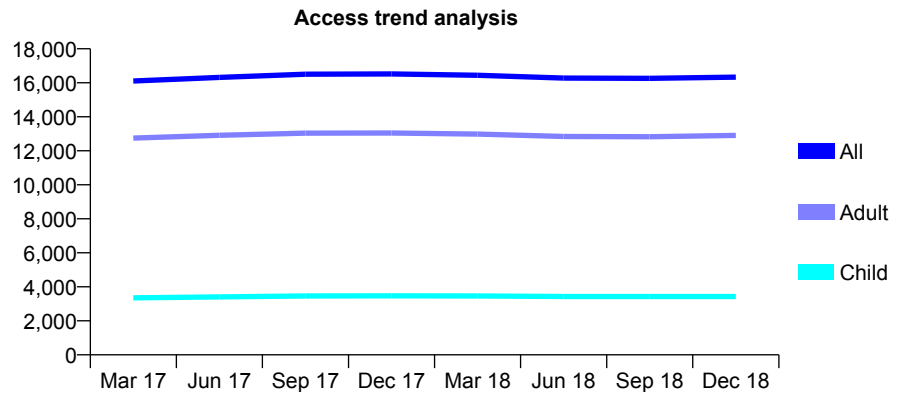
Q53 - Vital Signs At a Glance Contract Report for 764353/0001 - December 2018

Name or company name	MRS RP ATWAL
Contract type name	GDS Contract
Purpose of contract	General
Contract start date	01/04/2006
Contract end date	

18/19 Contracted general activity (UDA)	41,132
Carry forward general activity (UDA)	-128
18/19 Contracted orthodontic activity (UOA)	0
Carry forward orthodontic activity (UOA)	0
Baseline contract value	£1,269,672.17

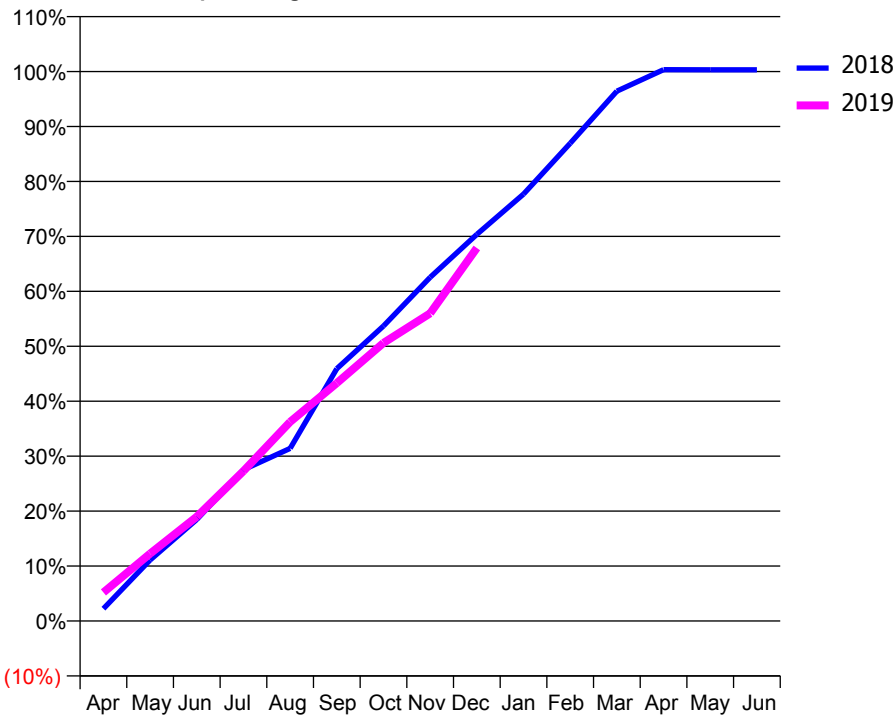
ACCESS*

Patients seen in 24 months	Total	Change since previous quarter
Quarter ending December 2017	16,518	
Quarter ending March 2018	16,443	→
Quarter ending June 2018	16,277	↓
Quarter ending September 2018	16,262	→
Quarter ending December 2018	16,337	→
Variance since December 2017	(1.1%)	↓



ACTIVITY

Cumulative percentage of contracted UDA delivered 2018 & 2019



Month	Adjusted Scheduled Activity (UDA)	
	2018	2019
April	925	2,143
May	4,568	5,042
June	7,603	7,807
July	11,329	11,223
August	12,922	14,906
September	18,893	17,816
October	22,081	20,821
November	25,724	23,036
December	28,942	27,919
January	31,960	
February	35,763	
March	39,657	
April	41,264	
May	41,262	
June	41,260	

QUALITY

	Quantity	Base Number	Contract	AT	Region	England
% of FP17s for the same patient ID Re-attending within 3 months - Children	149	4,255	3.5%	9.4%	11.6%	11.8%
% of FP17s for the same patient ID Re-attending within 3 months - Adults	714	13,295	5.4%	12.6%	15.1%	15.6%
% of FP17s for the same patient ID Re-attending between 3 & 9 months - Children	3,255	4,255	76.5%	59.2%	59.9%	58.8%
% of FP17s for the same patient ID Re-attending between 3 & 9 months - Adults	7,930	13,295	59.6%	50.2%	52.0%	51.0%
% of FP17s for Band 1 Urgent Courses	185	16,670	1.1%	7.0%	8.0%	9.0%
% of FP17s Relating to Free Repair or Replacements	36	16,670	0.2%	0.8%	0.8%	0.8%
% of FP17s Relating to Continuations	124	16,670	0.7%	1.0%	0.9%	0.9%
% of Patients satisfied with the dentistry they have received	6	6	N/A	94.4%	93.6%	93.2%
% of Patients satisfied with the time they had to wait for an appointment	6	6	N/A	92.3%	88.6%	88.3%

* This is based on patients treated on this contract for their most recent course of treatment. Figures in italics indicate the base number of FP17s or Patient Questionnaire responses are less than 100. N/A is shown where the base number of responses is less than 10 during the period. % is calculated as Quantity/Base number*100

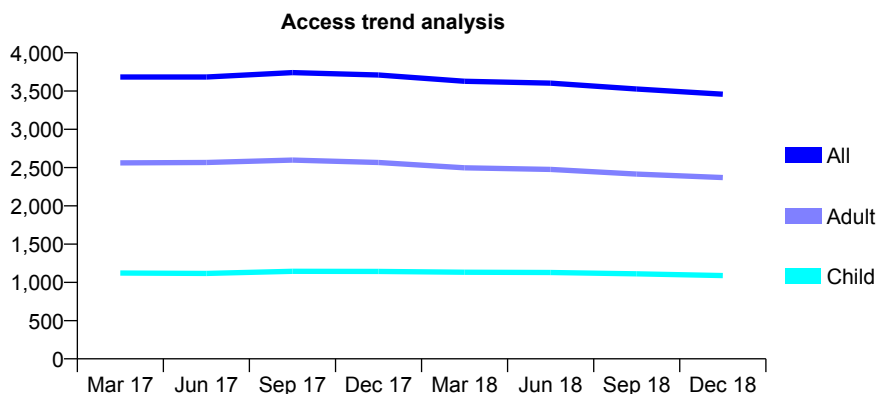
Q53 - Vital Signs At a Glance Contract Report for 765716/0001 - December 2018

Name or company name	MR TO YUNUS
Contract type name	GDS Contract
Purpose of contract	General
Contract start date	01/04/2006
Contract end date	

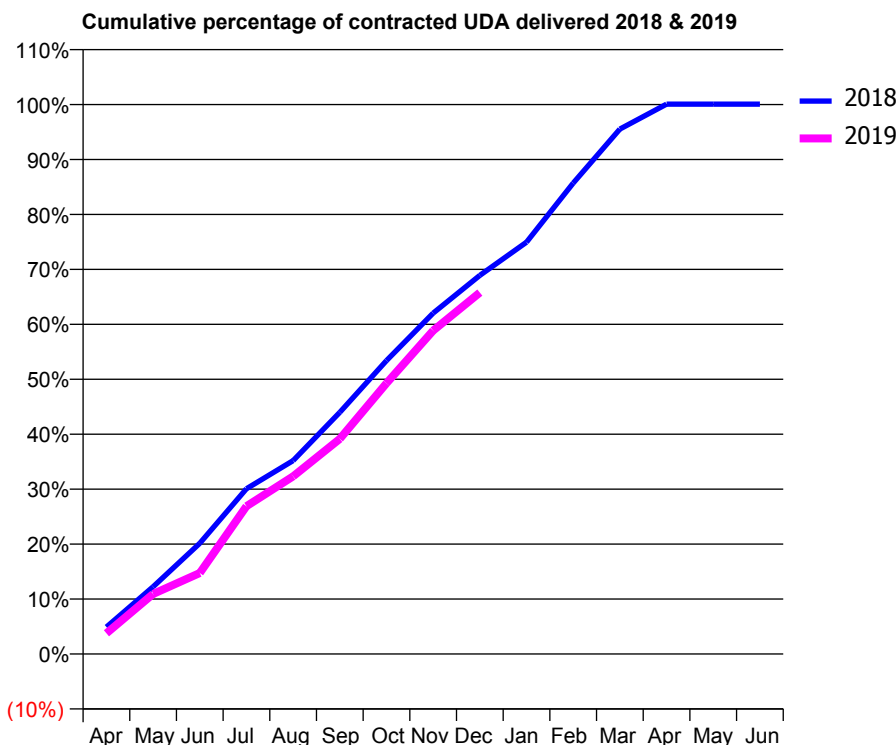
18/19 Contracted general activity (UDA)	8,281
Carry forward general activity (UDA)	-5
18/19 Contracted orthodontic activity (UOA)	0
Carry forward orthodontic activity (UOA)	0
Baseline contract value	£255,637.57

ACCESS*

Patients seen in 24 months	Total	Change since previous quarter
Quarter ending December 2017	3,710	
Quarter ending March 2018	3,628	↓
Quarter ending June 2018	3,604	→
Quarter ending September 2018	3,526	↓
Quarter ending December 2018	3,459	↓
Variance since December 2017	(6.8%)	↓



ACTIVITY



Month	Adjusted Scheduled Activity (UDA)	
	2018	2019
April	406	313
May	1,013	906
June	1,670	1,221
July	2,490	2,227
August	2,914	2,678
September	3,642	3,242
October	4,422	4,080
November	5,137	4,874
December	5,707	5,447
January	6,207	
February	7,097	
March	7,910	
April	8,286	
May	8,286	
June	8,286	

QUALITY

	Quantity	Base Number	Contract	AT	Region	England
% of FP17s for the same patient ID Re-attending within 3 months - Children	22	1,025	2.1%	9.4%	11.6%	11.8%
% of FP17s for the same patient ID Re-attending within 3 months - Adults	118	1,931	6.1%	12.6%	15.1%	15.6%
% of FP17s for the same patient ID Re-attending between 3 & 9 months - Children	610	1,025	59.5%	59.2%	59.9%	58.8%
% of FP17s for the same patient ID Re-attending between 3 & 9 months - Adults	738	1,931	38.2%	50.2%	52.0%	51.0%
% of FP17s for Band 1 Urgent Courses	99	2,808	3.5%	7.0%	8.0%	9.0%
% of FP17s Relating to Free Repair or Replacements	3	2,808	0.1%	0.8%	0.8%	0.8%
% of FP17s Relating to Continuations	8	2,808	0.3%	1.0%	0.9%	0.9%
% of Patients satisfied with the dentistry they have received	4	4	N/A	94.4%	93.6%	93.2%
% of Patients satisfied with the time they had to wait for an appointment	4	4	N/A	92.3%	88.6%	88.3%

* This is based on patients treated on this contract for their most recent course of treatment. Figures in italics indicate the base number of FP17s or Patient Questionnaire responses are less than 100. N/A is shown where the base number of responses is less than 10 during the period. % is calculated as Quantity/Base number*100

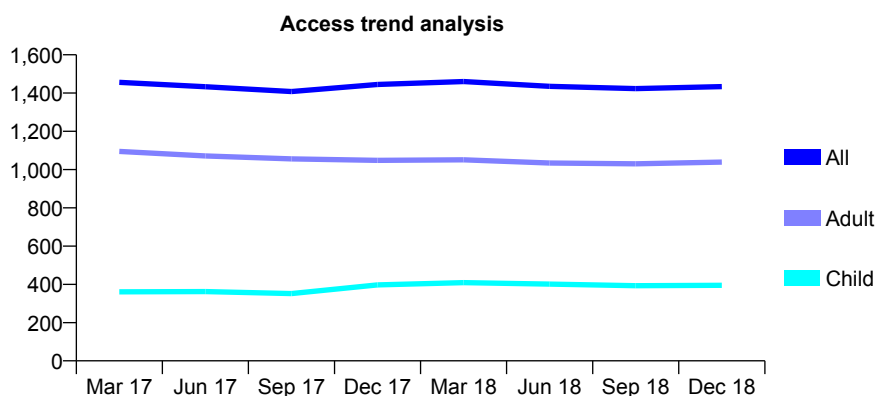
Q53 - Vital Signs At a Glance Contract Report for 768677/0002 - December 2018

Name or company name	MR S MIRFENDERESKI
Contract type name	GDS Contract
Purpose of contract	General
Contract start date	01/04/2006
Contract end date	

18/19 Contracted general activity (UDA)	7,259
Carry forward general activity (UDA)	0
18/19 Contracted orthodontic activity (UOA)	0
Carry forward orthodontic activity (UOA)	0
Baseline contract value	£195,540.28

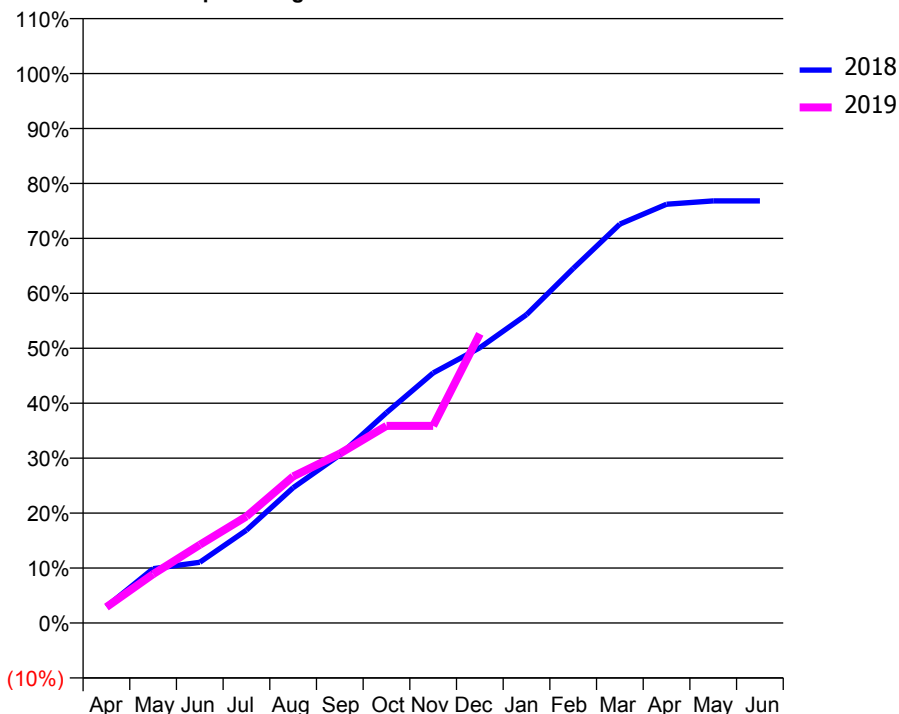
ACCESS*

Patients seen in 24 months	Total	Change since previous quarter
Quarter ending December 2017	1,445	
Quarter ending March 2018	1,460	→
Quarter ending June 2018	1,435	↓
Quarter ending September 2018	1,423	→
Quarter ending December 2018	1,434	→
Variance since December 2017	(0.8%)	→



ACTIVITY

Cumulative percentage of contracted UDA delivered 2018 & 2019



Month	Adjusted Scheduled Activity (UDA)	
	2018	2019
April	217	211
May	718	645
June	803	1,033
July	1,228	1,409
August	1,786	1,936
September	2,221	2,238
October	2,778	2,604
November	3,304	2,604
December	3,637	3,820
January	4,074	
February	4,683	
March	5,269	
April	5,532	
May	5,577	
June	5,577	

QUALITY

	Quantity	Base Number	Contract	AT	Region	England
% of FP17s for the same patient ID Re-attending within 3 months - Children	40	355	11.3%	9.4%	11.6%	11.8%
% of FP17s for the same patient ID Re-attending within 3 months - Adults	125	820	15.2%	12.6%	15.1%	15.6%
% of FP17s for the same patient ID Re-attending between 3 & 9 months - Children	192	355	54.1%	59.2%	59.9%	58.8%
% of FP17s for the same patient ID Re-attending between 3 & 9 months - Adults	383	820	46.7%	50.2%	52.0%	51.0%
% of FP17s for Band 1 Urgent Courses	38	1,094	3.5%	7.0%	8.0%	9.0%
% of FP17s Relating to Free Repair or Replacements	6	1,094	0.5%	0.8%	0.8%	0.8%
% of FP17s Relating to Continuations	26	1,094	2.4%	1.0%	0.9%	0.9%
% of Patients satisfied with the dentistry they have received	5	5	N/A	94.4%	93.6%	93.2%
% of Patients satisfied with the time they had to wait for an appointment	5	5	N/A	92.3%	88.6%	88.3%

* This is based on patients treated on this contract for their most recent course of treatment. Figures in italics indicate the base number of FP17s or Patient Questionnaire responses are less than 100. N/A is shown where the base number of responses is less than 10 during the period. % is calculated as Quantity/Base number*100

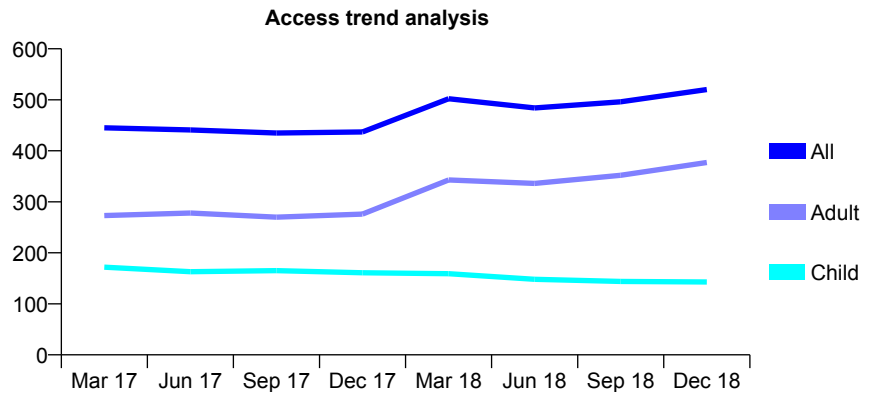
Q53 - Vital Signs At a Glance Contract Report for 770647/0002 - December 2018

Name or company name	MR AI PARUK
Contract type name	GDS Contract
Purpose of contract	General
Contract start date	18/08/2008
Contract end date	

18/19 Contracted general activity (UDA)	1,000
Carry forward general activity (UDA)	0
18/19 Contracted orthodontic activity (UOA)	0
Carry forward orthodontic activity (UOA)	0
Baseline contract value	£25,755.39

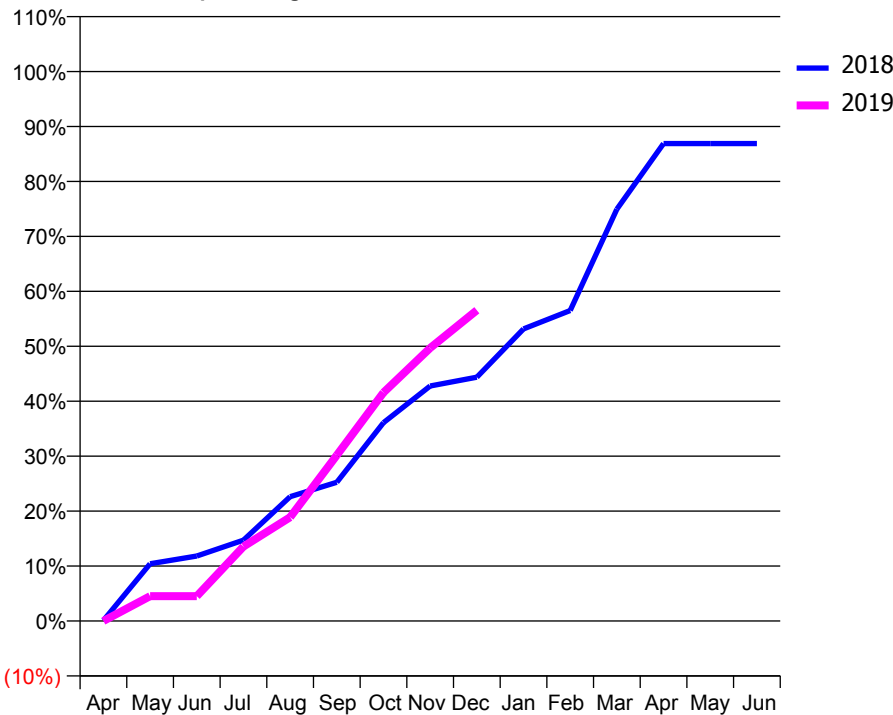
ACCESS*

Patients seen in 24 months	Total	Change since previous quarter
Quarter ending December 2017	437	
Quarter ending March 2018	502	↑
Quarter ending June 2018	484	↓
Quarter ending September 2018	496	↑
Quarter ending December 2018	520	↑
Variance since December 2017	19.0%	↑



ACTIVITY

Cumulative percentage of contracted UDA delivered 2018 & 2019



Month	Adjusted Scheduled Activity (UDA)	
	2018	2019
April	1	0
May	104	45
June	118	45
July	147	136
August	226	189
September	252	302
October	361	416
November	428	497
December	444	566
January	532	
February	565	
March	750	
April	869	
May	869	
June	869	

QUALITY

	Quantity	Base Number	Contract	AT	Region	England
% of FP17s for the same patient ID Re-attending within 3 months - Children	15	181	8.3%	9.4%	11.6%	11.8%
% of FP17s for the same patient ID Re-attending within 3 months - Adults	6	270	2.2%	12.6%	15.1%	15.6%
% of FP17s for the same patient ID Re-attending between 3 & 9 months - Children	138	181	76.2%	59.2%	59.9%	58.8%
% of FP17s for the same patient ID Re-attending between 3 & 9 months - Adults	126	270	46.7%	50.2%	52.0%	51.0%
% of FP17s for Band 1 Urgent Courses	8	409	2.0%	7.0%	8.0%	9.0%
% of FP17s Relating to Free Repair or Replacements	0	409	0.0%	0.8%	0.8%	0.8%
% of FP17s Relating to Continuations	0	409	0.0%	1.0%	0.9%	0.9%
% of Patients satisfied with the dentistry they have received	0	1	N/A	94.4%	93.6%	93.2%
% of Patients satisfied with the time they had to wait for an appointment	1	1	N/A	92.3%	88.6%	88.3%

* This is based on patients treated on this contract for their most recent course of treatment. Figures in italics indicate the base number of FP17s or Patient Questionnaire responses are less than 100. N/A is shown where the base number of responses is less than 10 during the period. % is calculated as Quantity/Base number*100

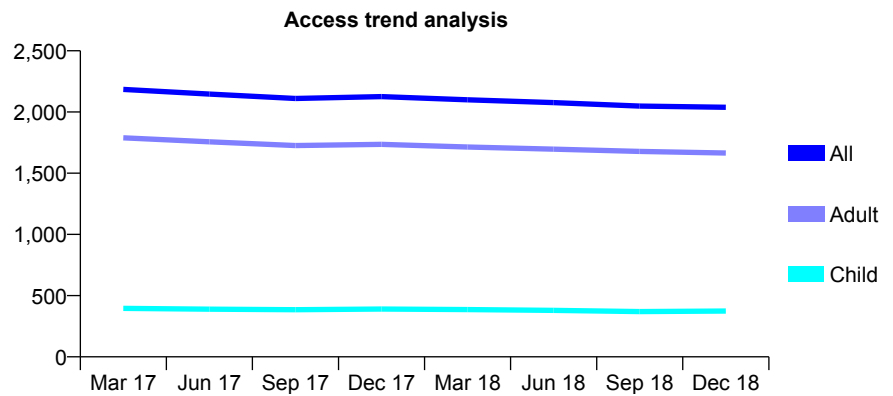
Q53 - Vital Signs At a Glance Contract Report for 773492/0001 - December 2018

Name or company name	MS S KUTTY
Contract type name	GDS Contract
Purpose of contract	General
Contract start date	01/07/2013
Contract end date	

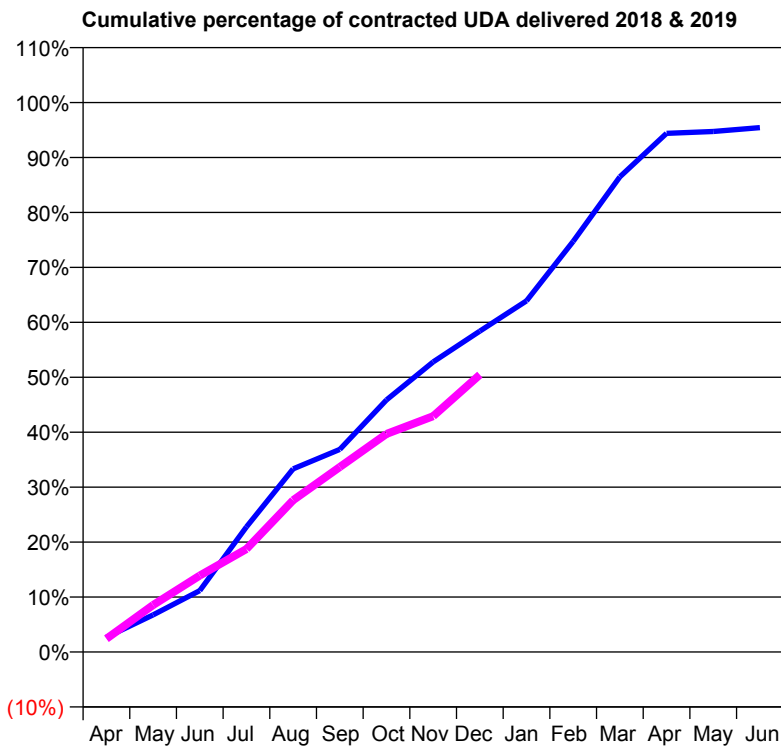
18/19 Contracted general activity (UDA)	7,615
Carry forward general activity (UDA)	0
18/19 Contracted orthodontic activity (UOA)	0
Carry forward orthodontic activity (UOA)	0
Baseline contract value	£230,811.72

ACCESS*

Patients seen in 24 months	Total	Change since previous quarter
Quarter ending December 2017	2,126	
Quarter ending March 2018	2,100	↓
Quarter ending June 2018	2,077	↓
Quarter ending September 2018	2,048	↓
Quarter ending December 2018	2,039	→
Variance since December 2017	(4.1%)	↓



ACTIVITY



Month	Adjusted Scheduled Activity (UDA)	
	2018	2019
April	205	184
May	515	652
June	850	1,060
July	1,735	1,428
August	2,539	2,103
September	2,809	2,563
October	3,494	3,023
November	4,021	3,268
December	4,447	3,842
January	4,866	
February	5,690	
March	6,586	
April	7,187	
May	7,213	
June	7,268	

QUALITY

	Quantity	Base Number	Contract	AT	Region	England
% of FP17s for the same patient ID Re-attending within 3 months - Children	48	432	11.1%	9.4%	11.6%	11.8%
% of FP17s for the same patient ID Re-attending within 3 months - Adults	226	1,751	12.9%	12.6%	15.1%	15.6%
% of FP17s for the same patient ID Re-attending between 3 & 9 months - Children	276	432	63.9%	59.2%	59.9%	58.8%
% of FP17s for the same patient ID Re-attending between 3 & 9 months - Adults	1,063	1,751	60.7%	50.2%	52.0%	51.0%
% of FP17s for Band 1 Urgent Courses	106	1,962	5.4%	7.0%	8.0%	9.0%
% of FP17s Relating to Free Repair or Replacements	13	1,962	0.7%	0.8%	0.8%	0.8%
% of FP17s Relating to Continuations	33	1,962	1.7%	1.0%	0.9%	0.9%
% of Patients satisfied with the dentistry they have received	2	2	N/A	94.4%	93.6%	93.2%
% of Patients satisfied with the time they had to wait for an appointment	2	2	N/A	92.3%	88.6%	88.3%

* This is based on patients treated on this contract for their most recent course of treatment. Figures in italics indicate the base number of FP17s or Patient Questionnaire responses are less than 100. N/A is shown where the base number of responses is less than 10 during the period. % is calculated as Quantity/Base number*100

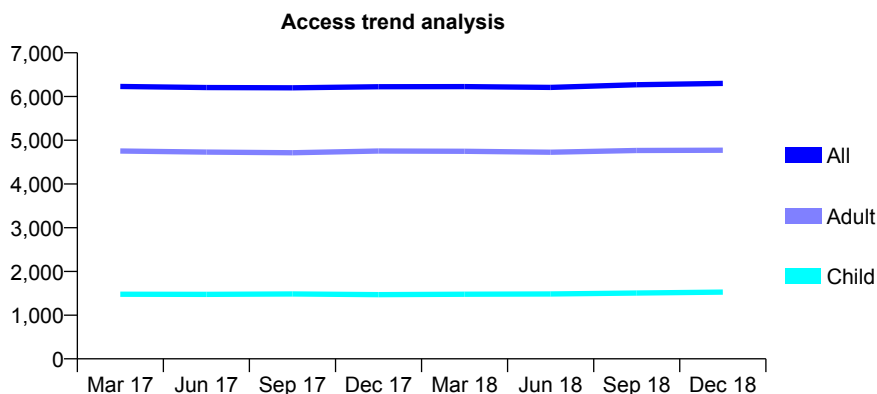
Q53 - Vital Signs At a Glance Contract Report for 781142/0001 - December 2018

Name or company name	MR A KACHHALA
Contract type name	GDS Contract
Purpose of contract	General
Contract start date	01/04/2009
Contract end date	

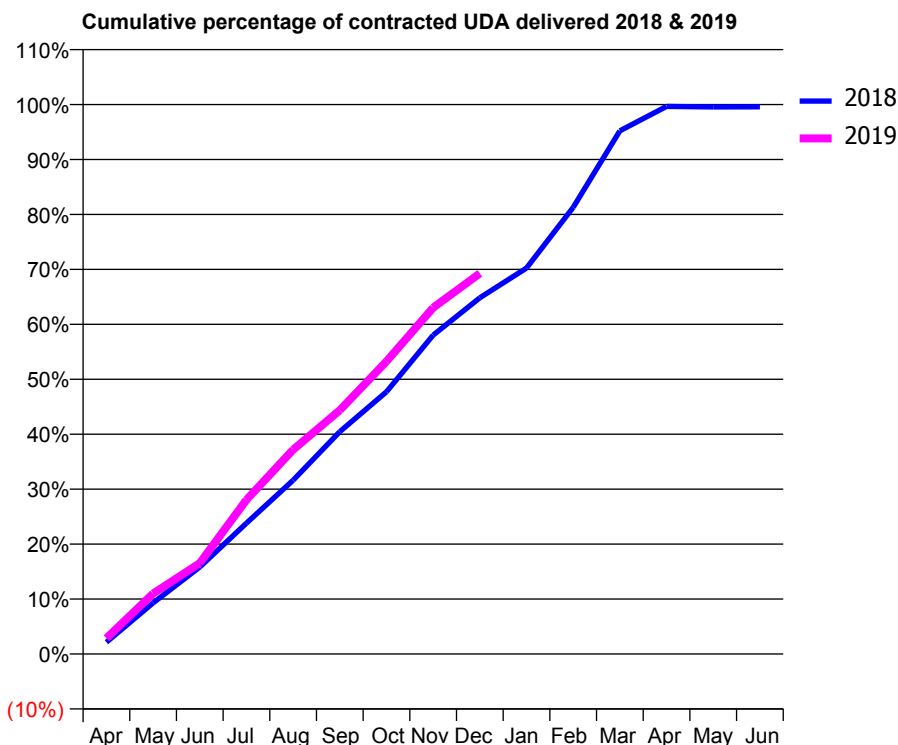
18/19 Contracted general activity (UDA)	18,442
Carry forward general activity (UDA)	79
18/19 Contracted orthodontic activity (UOA)	0
Carry forward orthodontic activity (UOA)	0
Baseline contract value	£447,389.42

ACCESS*

Patients seen in 24 months	Total	Change since previous quarter
Quarter ending December 2017	6,224	
Quarter ending March 2018	6,227	→
Quarter ending June 2018	6,209	→
Quarter ending September 2018	6,271	→
Quarter ending December 2018	6,299	→
Variance since December 2017	1.2%	→



ACTIVITY



Month	Adjusted Scheduled Activity (UDA)	
	2018	2019
April	395	530
May	1,716	2,029
June	2,918	3,050
July	4,393	5,178
August	5,836	6,857
September	7,463	8,184
October	8,799	9,822
November	10,701	11,627
December	11,954	12,774
January	12,956	
February	14,989	
March	17,561	
April	18,379	
May	18,361	
June	18,362	

QUALITY

	Quantity	Base Number	Contract	AT	Region	England
% of FP17s for the same patient ID Re-attending within 3 months - Children	123	1,912	6.4%	9.4%	11.6%	11.8%
% of FP17s for the same patient ID Re-attending within 3 months - Adults	436	4,570	9.5%	12.6%	15.1%	15.6%
% of FP17s for the same patient ID Re-attending between 3 & 9 months - Children	1,284	1,912	67.2%	59.2%	59.9%	58.8%
% of FP17s for the same patient ID Re-attending between 3 & 9 months - Adults	2,246	4,570	49.1%	50.2%	52.0%	51.0%
% of FP17s for Band 1 Urgent Courses	283	6,157	4.6%	7.0%	8.0%	9.0%
% of FP17s Relating to Free Repair or Replacements	50	6,157	0.8%	0.8%	0.8%	0.8%
% of FP17s Relating to Continuations	18	6,157	0.3%	1.0%	0.9%	0.9%
% of Patients satisfied with the dentistry they have received	2	3	N/A	94.4%	93.6%	93.2%
% of Patients satisfied with the time they had to wait for an appointment	3	3	N/A	92.3%	88.6%	88.3%

* This is based on patients treated on this contract for their most recent course of treatment. Figures in italics indicate the base number of FP17s or Patient Questionnaire responses are less than 100. N/A is shown where the base number of responses is less than 10 during the period. % is calculated as Quantity/Base number*100

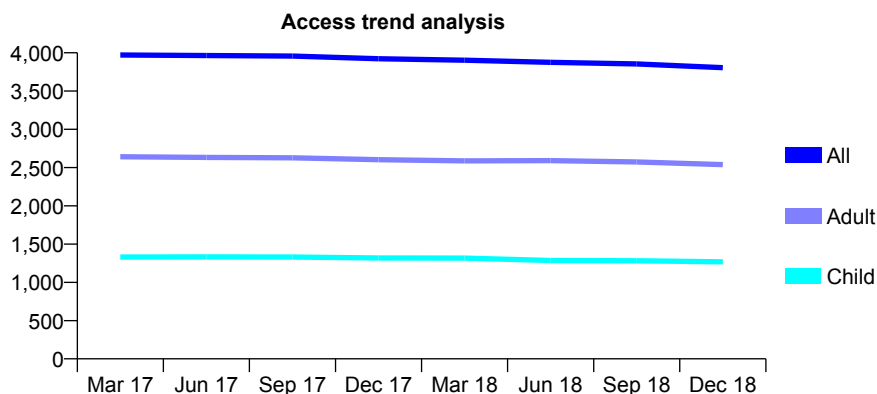
Q53 - Vital Signs At a Glance Contract Report for 782041/0001 - December 2018

Name or company name	MS S MESTRY
Contract type name	GDS Contract
Purpose of contract	General
Contract start date	31/07/2006
Contract end date	

18/19 Contracted general activity (UDA)	10,848
Carry forward general activity (UDA)	-88
18/19 Contracted orthodontic activity (UOA)	0
Carry forward orthodontic activity (UOA)	0
Baseline contract value	£273,934.80

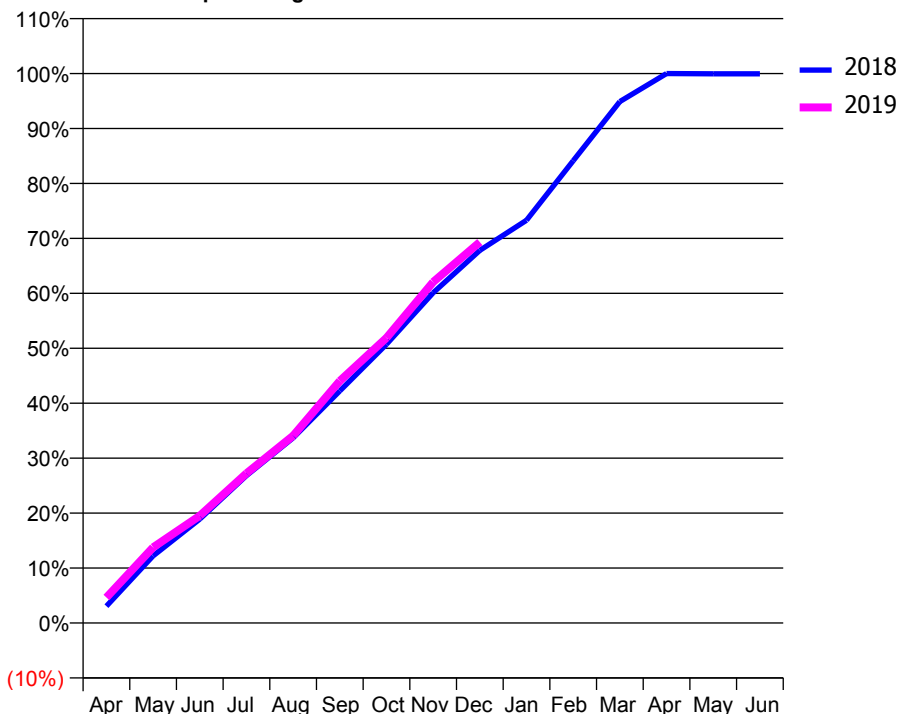
ACCESS*

Patients seen in 24 months	Total	Change since previous quarter
Quarter ending December 2017	3,922	
Quarter ending March 2018	3,904	→
Quarter ending June 2018	3,875	→
Quarter ending September 2018	3,855	→
Quarter ending December 2018	3,806	↓
Variance since December 2017	(3.0%)	↓



ACTIVITY

Cumulative percentage of contracted UDA delivered 2018 & 2019



Month	Adjusted Scheduled Activity (UDA)	
	2018	2019
April	333	504
May	1,324	1,493
June	2,051	2,118
July	2,911	2,954
August	3,656	3,697
September	4,581	4,779
October	5,503	5,630
November	6,518	6,733
December	7,356	7,519
January	7,952	
February	9,125	
March	10,295	
April	10,848	
May	10,843	
June	10,841	

QUALITY

	Quantity	Base Number	Contract	AT	Region	England
% of FP17s for the same patient ID Re-attending within 3 months - Children	86	1,285	6.7%	9.4%	11.6%	11.8%
% of FP17s for the same patient ID Re-attending within 3 months - Adults	345	2,371	14.6%	12.6%	15.1%	15.6%
% of FP17s for the same patient ID Re-attending between 3 & 9 months - Children	767	1,285	59.7%	59.2%	59.9%	58.8%
% of FP17s for the same patient ID Re-attending between 3 & 9 months - Adults	1,092	2,371	46.1%	50.2%	52.0%	51.0%
% of FP17s for Band 1 Urgent Courses	224	3,130	7.2%	7.0%	8.0%	9.0%
% of FP17s Relating to Free Repair or Replacements	31	3,130	1.0%	0.8%	0.8%	0.8%
% of FP17s Relating to Continuations	12	3,130	0.4%	1.0%	0.9%	0.9%
% of Patients satisfied with the dentistry they have received	1	1	N/A	94.4%	93.6%	93.2%
% of Patients satisfied with the time they had to wait for an appointment	1	1	N/A	92.3%	88.6%	88.3%

* This is based on patients treated on this contract for their most recent course of treatment. Figures in italics indicate the base number of FP17s or Patient Questionnaire responses are less than 100. N/A is shown where the base number of responses is less than 10 during the period. % is calculated as Quantity/Base number*100

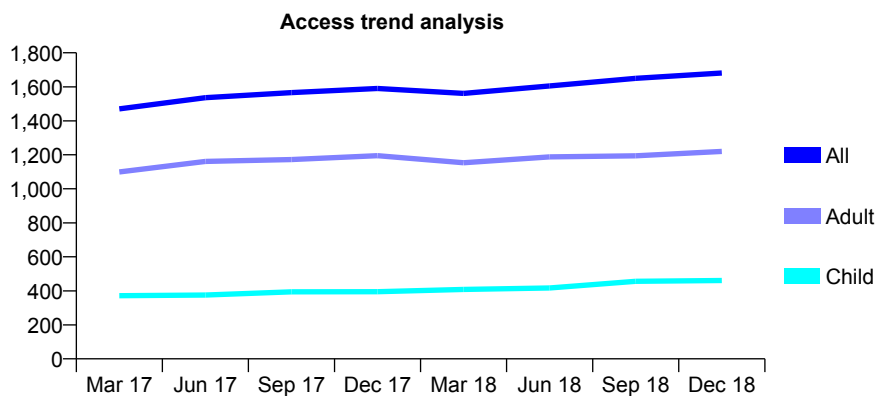
Q53 - Vital Signs At a Glance Contract Report for 794643/0002 - December 2018

Name or company name	MR W SIDHU
Contract type name	GDS Contract
Purpose of contract	General and Orthodontic
Contract start date	03/01/2012
Contract end date	

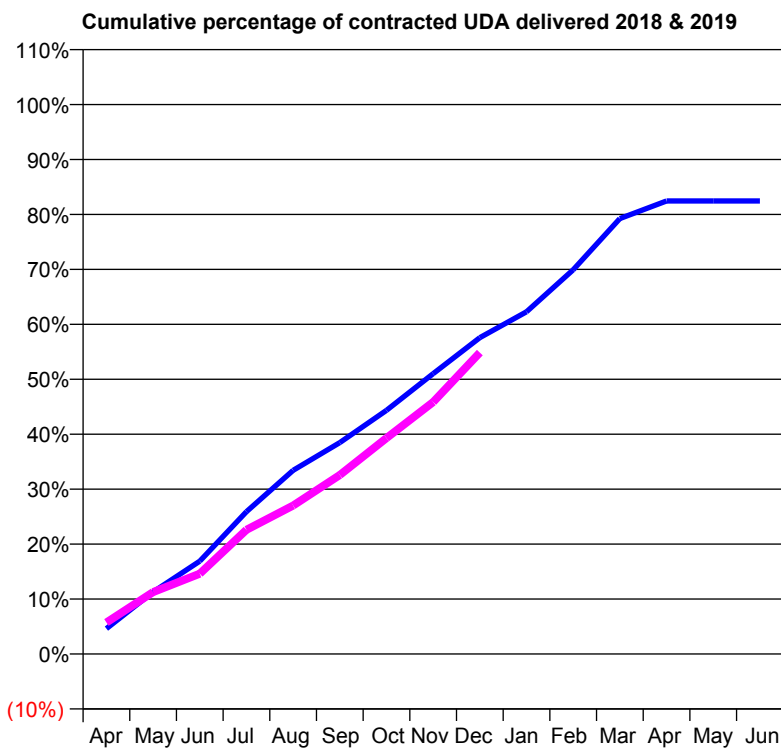
18/19 Contracted general activity (UDA)	6,301
Carry forward general activity (UDA)	0
18/19 Contracted orthodontic activity (UOA)	51
Carry forward orthodontic activity (UOA)	0
Baseline contract value	£163,298.85

ACCESS*

Patients seen in 24 months	Total	Change since previous quarter
Quarter ending December 2017	1,590	
Quarter ending March 2018	1,561	↓
Quarter ending June 2018	1,605	↑
Quarter ending September 2018	1,650	↑
Quarter ending December 2018	1,681	→
Variance since December 2017	5.7%	↑



ACTIVITY



Month	Adjusted Scheduled Activity (UDA)	
	2018	2019
April	291	361
May	711	710
June	1,065	921
July	1,632	1,424
August	2,106	1,702
September	2,425	2,053
October	2,795	2,477
November	3,215	2,889
December	3,627	3,457
January	3,924	
February	4,406	
March	4,993	
April	5,195	
May	5,195	
June	5,195	

QUALITY

	Quantity	Base Number	Contract	AT	Region	England
% of FP17s for the same patient ID Re-attending within 3 months - Children	23	382	6.0%	9.4%	11.6%	11.8%
% of FP17s for the same patient ID Re-attending within 3 months - Adults	76	861	8.8%	12.6%	15.1%	15.6%
% of FP17s for the same patient ID Re-attending between 3 & 9 months - Children	166	382	43.5%	59.2%	59.9%	58.8%
% of FP17s for the same patient ID Re-attending between 3 & 9 months - Adults	316	861	36.7%	50.2%	52.0%	51.0%
% of FP17s for Band 1 Urgent Courses	3	1,179	0.3%	7.0%	8.0%	9.0%
% of FP17s Relating to Free Repair or Replacements	0	1,179	0.0%	0.8%	0.8%	0.8%
% of FP17s Relating to Continuations	0	1,179	0.0%	1.0%	0.9%	0.9%
% of Patients satisfied with the dentistry they have received	3	3	N/A	94.4%	93.6%	93.2%
% of Patients satisfied with the time they had to wait for an appointment	3	3	N/A	92.3%	88.6%	88.3%

* This is based on patients treated on this contract for their most recent course of treatment. Figures in italics indicate the base number of FP17s or Patient Questionnaire responses are less than 100. N/A is shown where the base number of responses is less than 10 during the period. % is calculated as Quantity/Base number*100

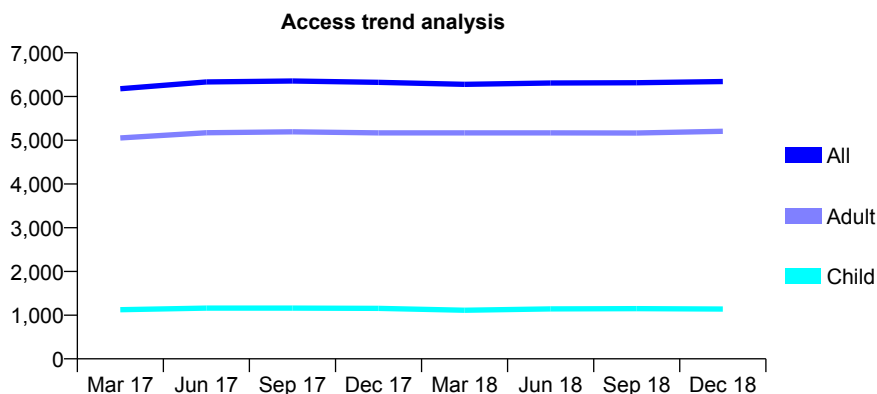
Q53 - Vital Signs At a Glance Contract Report for 814113/0001 - December 2018

Name or company name	MR RA ARROWSMITH
Contract type name	GDS Contract
Purpose of contract	General
Contract start date	01/04/2006
Contract end date	

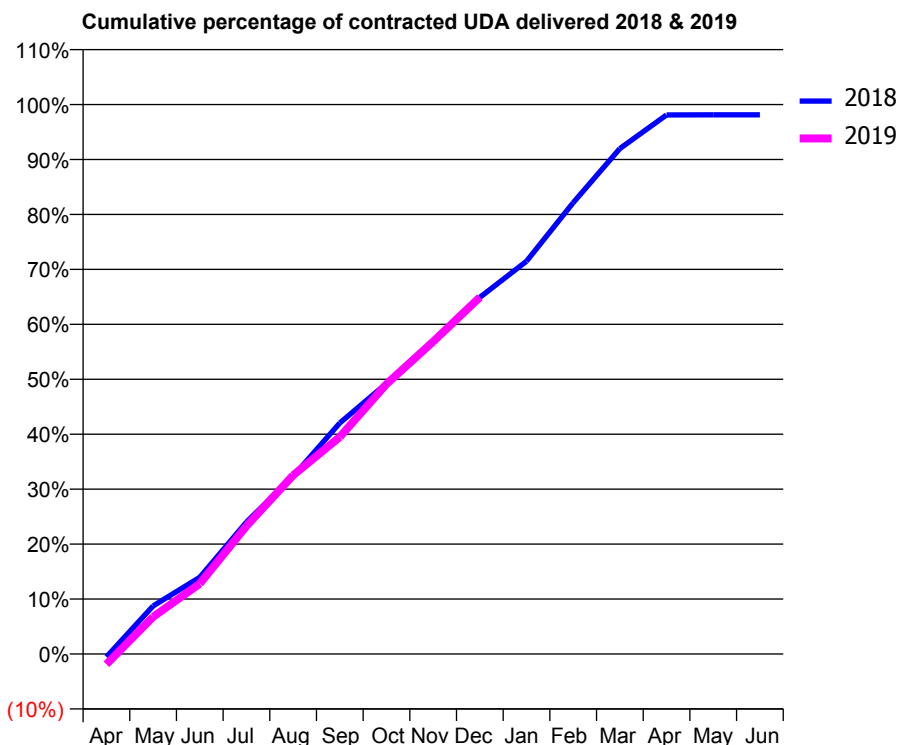
18/19 Contracted general activity (UDA)	12,778
Carry forward general activity (UDA)	240
18/19 Contracted orthodontic activity (UOA)	0
Carry forward orthodontic activity (UOA)	0
Baseline contract value	£376,098.09

ACCESS*

Patients seen in 24 months	Total	Change since previous quarter
Quarter ending December 2017	6,323	
Quarter ending March 2018	6,278	→
Quarter ending June 2018	6,310	→
Quarter ending September 2018	6,314	→
Quarter ending December 2018	6,344	→
Variance since December 2017	0.3%	→



ACTIVITY



Month	Adjusted Scheduled Activity (UDA)	
	2018	2019
April	-69	-240
May	1,119	863
June	1,784	1,636
July	3,069	2,974
August	4,136	4,157
September	5,372	5,046
October	6,294	6,279
November	7,251	7,265
December	8,293	8,298
January	9,135	
February	10,495	
March	11,754	
April	12,536	
May	12,539	
June	12,538	

QUALITY

	Quantity	Base Number	Contract	AT	Region	England
% of FP17s for the same patient ID Re-attending within 3 months - Children	55	1,110	5.0%	9.4%	11.6%	11.8%
% of FP17s for the same patient ID Re-attending within 3 months - Adults	453	4,981	9.1%	12.6%	15.1%	15.6%
% of FP17s for the same patient ID Re-attending between 3 & 9 months - Children	489	1,110	44.1%	59.2%	59.9%	58.8%
% of FP17s for the same patient ID Re-attending between 3 & 9 months - Adults	2,113	4,981	42.4%	50.2%	52.0%	51.0%
% of FP17s for Band 1 Urgent Courses	284	4,891	5.8%	7.0%	8.0%	9.0%
% of FP17s Relating to Free Repair or Replacements	20	4,891	0.4%	0.8%	0.8%	0.8%
% of FP17s Relating to Continuations	41	4,891	0.8%	1.0%	0.9%	0.9%
% of Patients satisfied with the dentistry they have received	5	5	N/A	94.4%	93.6%	93.2%
% of Patients satisfied with the time they had to wait for an appointment	5	5	N/A	92.3%	88.6%	88.3%

* This is based on patients treated on this contract for their most recent course of treatment. Figures in italics indicate the base number of FP17s or Patient Questionnaire responses are less than 100. N/A is shown where the base number of responses is less than 10 during the period. % is calculated as Quantity/Base number*100

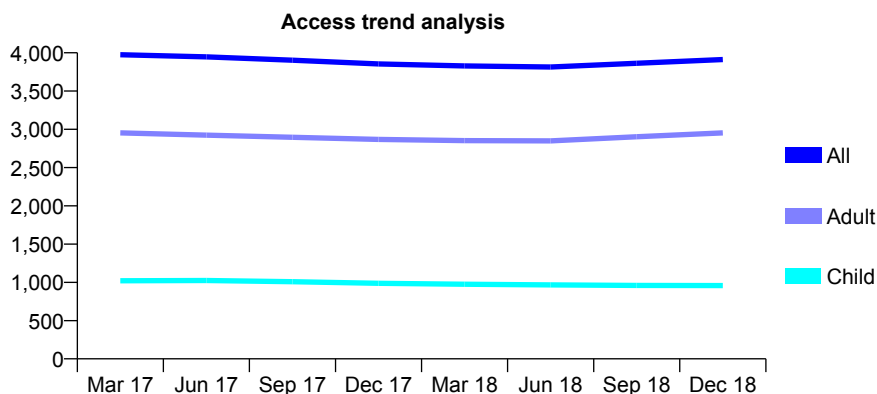
Q53 - Vital Signs At a Glance Contract Report for 817066/0001 - December 2018

Name or company name	MR PR VICKERY
Contract type name	GDS Contract
Purpose of contract	General
Contract start date	01/04/2006
Contract end date	

18/19 Contracted general activity (UDA)	16,087
Carry forward general activity (UDA)	0
18/19 Contracted orthodontic activity (UOA)	0
Carry forward orthodontic activity (UOA)	0
Baseline contract value	£409,839.02

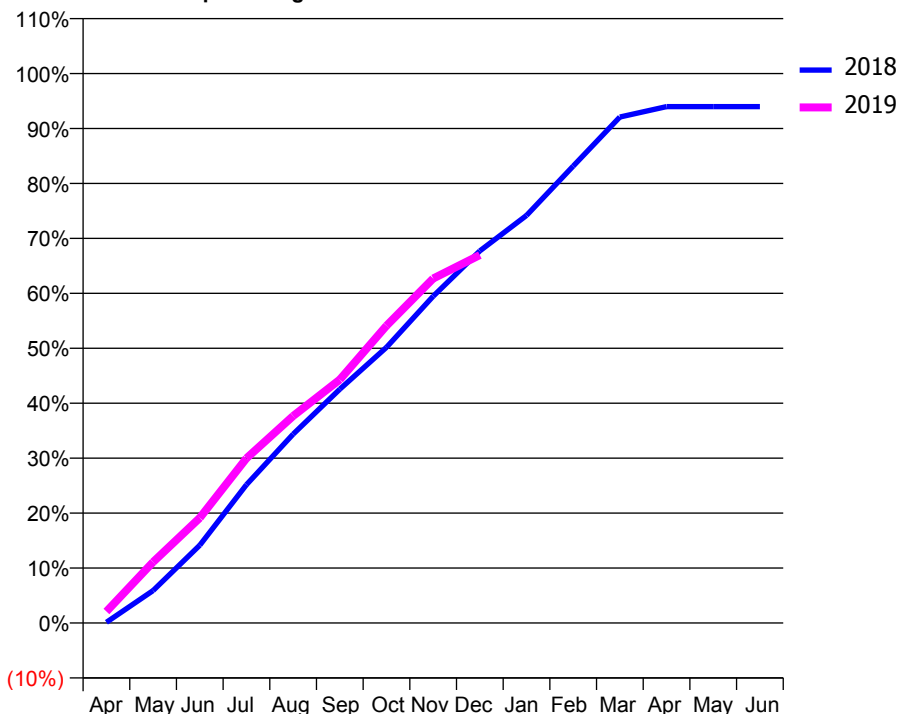
ACCESS*

Patients seen in 24 months	Total	Change since previous quarter
Quarter ending December 2017	3,855	
Quarter ending March 2018	3,829	→
Quarter ending June 2018	3,815	→
Quarter ending September 2018	3,863	→
Quarter ending December 2018	3,912	→
Variance since December 2017	1.5%	→



ACTIVITY

Cumulative percentage of contracted UDA delivered 2018 & 2019



Month	Adjusted Scheduled Activity (UDA)	
	2018	2019
April	21	339
May	950	1,787
June	2,277	3,080
July	4,052	4,822
August	5,528	6,059
September	6,844	7,128
October	8,070	8,705
November	9,566	10,084
December	10,893	10,773
January	11,933	
February	13,376	
March	14,815	
April	15,116	
May	15,118	
June	15,119	

QUALITY

	Quantity	Base Number	Contract	AT	Region	England
% of FP17s for the same patient ID Re-attending within 3 months - Children	85	1,309	6.5%	9.4%	11.6%	11.8%
% of FP17s for the same patient ID Re-attending within 3 months - Adults	520	3,721	14.0%	12.6%	15.1%	15.6%
% of FP17s for the same patient ID Re-attending between 3 & 9 months - Children	858	1,309	65.5%	59.2%	59.9%	58.8%
% of FP17s for the same patient ID Re-attending between 3 & 9 months - Adults	2,338	3,721	62.8%	50.2%	52.0%	51.0%
% of FP17s for Band 1 Urgent Courses	281	4,883	5.8%	7.0%	8.0%	9.0%
% of FP17s Relating to Free Repair or Replacements	23	4,883	0.5%	0.8%	0.8%	0.8%
% of FP17s Relating to Continuations	62	4,883	1.3%	1.0%	0.9%	0.9%
% of Patients satisfied with the dentistry they have received	2	2	N/A	94.4%	93.6%	93.2%
% of Patients satisfied with the time they had to wait for an appointment	2	2	N/A	92.3%	88.6%	88.3%

* This is based on patients treated on this contract for their most recent course of treatment. Figures in italics indicate the base number of FP17s or Patient Questionnaire responses are less than 100. N/A is shown where the base number of responses is less than 10 during the period. % is calculated as Quantity/Base number*100

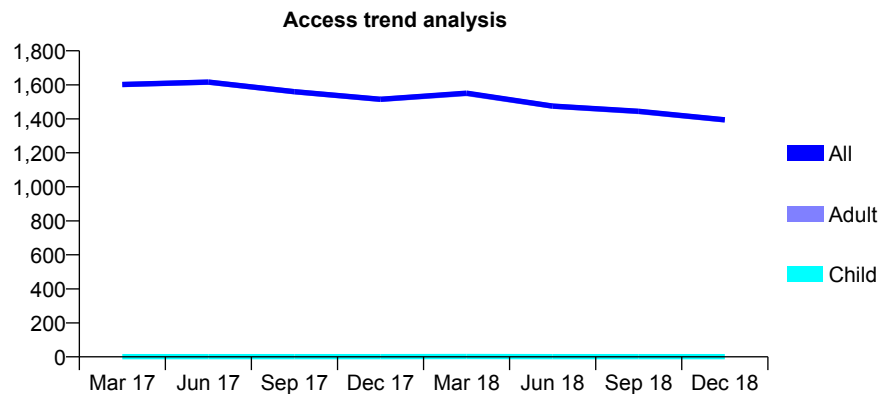
Q53 - Vital Signs At a Glance Contract Report for 819166/0001 - December 2018

Name or company name	MRS CA HARRINGTON
Contract type name	GDS Contract
Purpose of contract	General
Contract start date	18/09/2006
Contract end date	

18/19 Contracted general activity (UDA)	4,264
Carry forward general activity (UDA)	-26
18/19 Contracted orthodontic activity (UOA)	0
Carry forward orthodontic activity (UOA)	0
Baseline contract value	£119,702.90

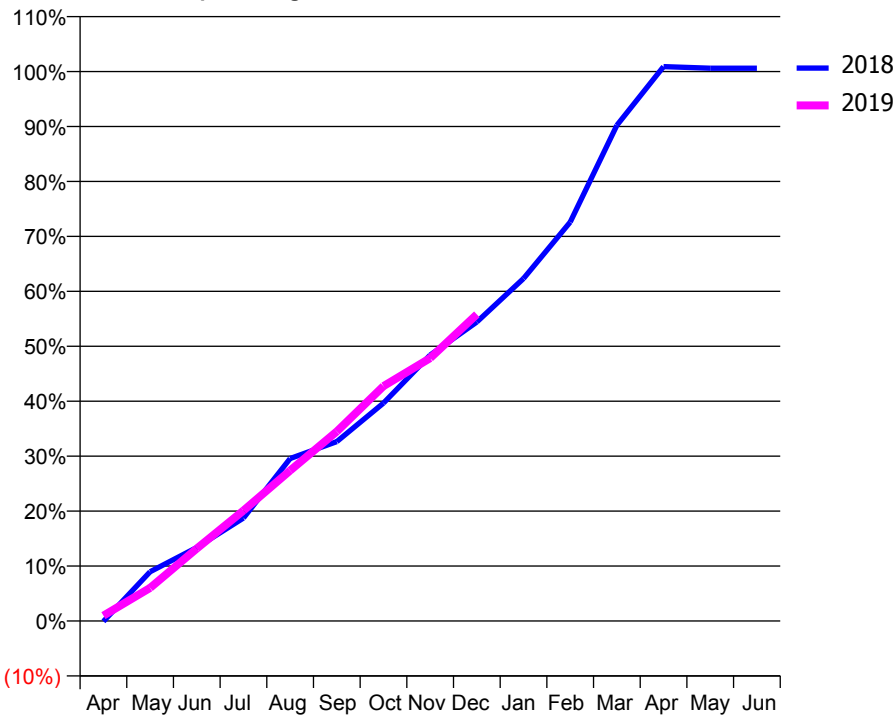
ACCESS*

Patients seen in 24 months	Total	Change since previous quarter
Quarter ending December 2017	1,515	
Quarter ending March 2018	1,551	↑
Quarter ending June 2018	1,475	↓
Quarter ending September 2018	1,444	↓
Quarter ending December 2018	1,394	↓
Variance since December 2017	(8.0%)	↓



ACTIVITY

Cumulative percentage of contracted UDA delivered 2018 & 2019



Month	Adjusted Scheduled Activity (UDA)	
	2018	2019
April	-4	42
May	383	257
June	571	563
July	800	857
August	1,261	1,168
September	1,392	1,471
October	1,691	1,823
November	2,064	2,040
December	2,321	2,379
January	2,658	
February	3,095	
March	3,847	
April	4,302	
May	4,290	
June	4,290	

QUALITY

	Quantity	Base Number	Contract	AT	Region	England
% of FP17s for the same patient ID Re-attending within 3 months - Children	0	0	N/A	9.4%	11.6%	11.8%
% of FP17s for the same patient ID Re-attending within 3 months - Adults	109	980	11.1%	12.6%	15.1%	15.6%
% of FP17s for the same patient ID Re-attending between 3 & 9 months - Children	0	0	N/A	59.2%	59.9%	58.8%
% of FP17s for the same patient ID Re-attending between 3 & 9 months - Adults	441	980	45.0%	50.2%	52.0%	51.0%
% of FP17s for Band 1 Urgent Courses	107	863	12.4%	7.0%	8.0%	9.0%
% of FP17s Relating to Free Repair or Replacements	3	863	0.3%	0.8%	0.8%	0.8%
% of FP17s Relating to Continuations	0	863	0.0%	1.0%	0.9%	0.9%
% of Patients satisfied with the dentistry they have received	0	1	N/A	94.4%	93.6%	93.2%
% of Patients satisfied with the time they had to wait for an appointment	1	1	N/A	92.3%	88.6%	88.3%

* This is based on patients treated on this contract for their most recent course of treatment. Figures in italics indicate the base number of FP17s or Patient Questionnaire responses are less than 100. N/A is shown where the base number of responses is less than 10 during the period. % is calculated as Quantity/Base number*100

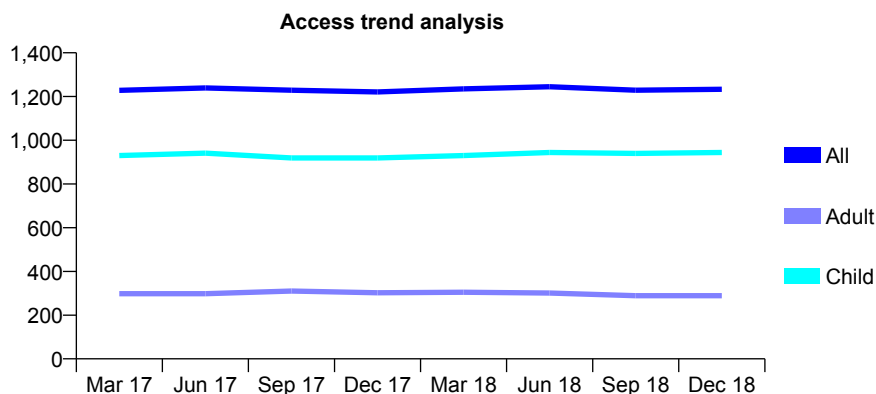
Q53 - Vital Signs At a Glance Contract Report for 825212/0004 - December 2018

Name or company name	MR D DALBY
Contract type name	GDS Contract
Purpose of contract	General
Contract start date	01/08/2012
Contract end date	

18/19 Contracted general activity (UDA)	2,200
Carry forward general activity (UDA)	47
18/19 Contracted orthodontic activity (UOA)	0
Carry forward orthodontic activity (UOA)	0
Baseline contract value	£65,721.98

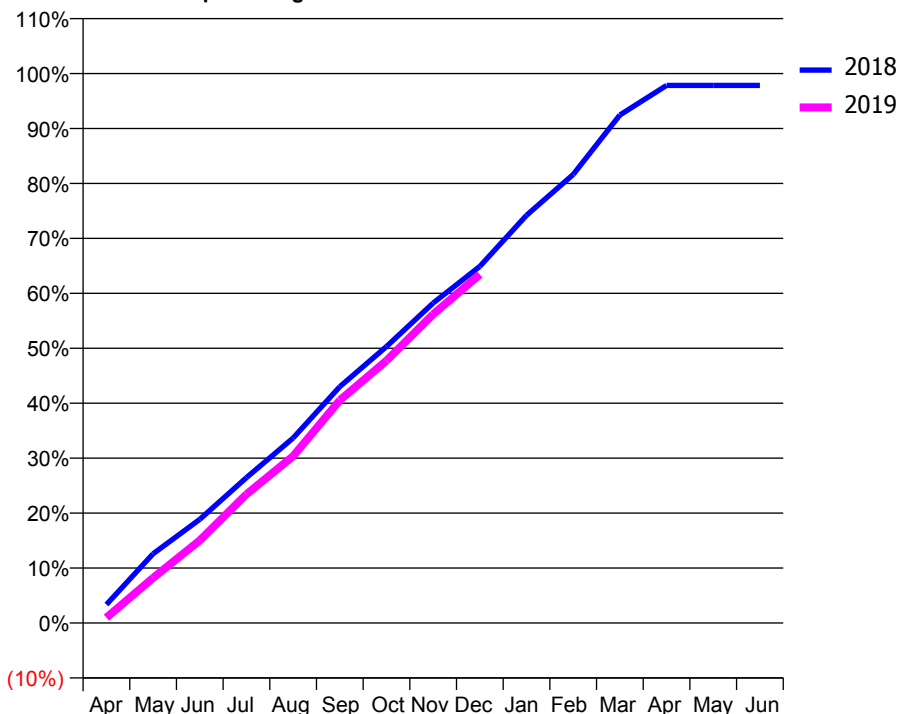
ACCESS*

Patients seen in 24 months	Total	Change since previous quarter
Quarter ending December 2017	1,221	
Quarter ending March 2018	1,235	→
Quarter ending June 2018	1,245	→
Quarter ending September 2018	1,229	↓
Quarter ending December 2018	1,233	→
Variance since December 2017	1.0%	→



ACTIVITY

Cumulative percentage of contracted UDA delivered 2018 & 2019



Month	Adjusted Scheduled Activity (UDA)	
	2018	2019
April	74	22
May	277	181
June	415	331
July	582	516
August	741	668
September	946	892
October	1,107	1,050
November	1,281	1,236
December	1,428	1,395
January	1,632	
February	1,796	
March	2,034	
April	2,152	
May	2,152	
June	2,152	

QUALITY

	Quantity	Base Number	Contract	AT	Region	England
% of FP17s for the same patient ID Re-attending within 3 months - Children	104	1,066	9.8%	9.4%	11.6%	11.8%
% of FP17s for the same patient ID Re-attending within 3 months - Adults	11	153	7.2%	12.6%	15.1%	15.6%
% of FP17s for the same patient ID Re-attending between 3 & 9 months - Children	576	1,066	54.0%	59.2%	59.9%	58.8%
% of FP17s for the same patient ID Re-attending between 3 & 9 months - Adults	68	153	44.4%	50.2%	52.0%	51.0%
% of FP17s for Band 1 Urgent Courses	42	1,127	3.7%	7.0%	8.0%	9.0%
% of FP17s Relating to Free Repair or Replacements	0	1,127	0.0%	0.8%	0.8%	0.8%
% of FP17s Relating to Continuations	15	1,127	1.3%	1.0%	0.9%	0.9%
% of Patients satisfied with the dentistry they have received	0	0	N/A	94.4%	93.6%	93.2%
% of Patients satisfied with the time they had to wait for an appointment	0	0	N/A	92.3%	88.6%	88.3%

* This is based on patients treated on this contract for their most recent course of treatment. Figures in italics indicate the base number of FP17s or Patient Questionnaire responses are less than 100. N/A is shown where the base number of responses is less than 10 during the period. % is calculated as Quantity/Base number*100

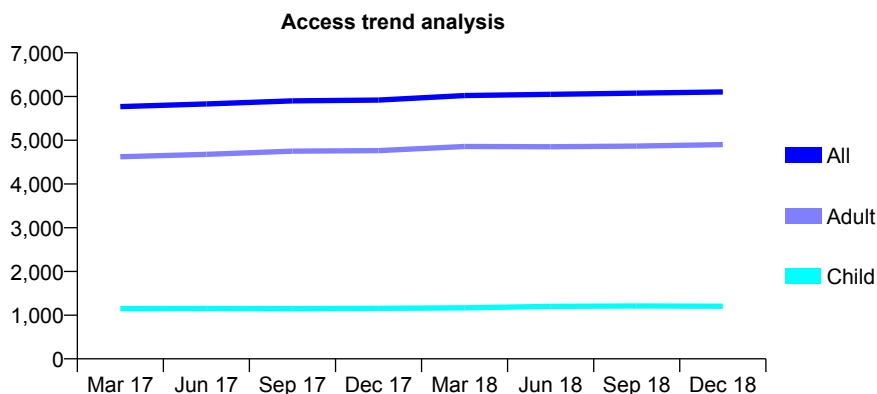
Q53 - Vital Signs At a Glance Contract Report for 831662/0001 - December 2018

Name or company name	MR SJ THOMAS
Contract type name	GDS Contract
Purpose of contract	General
Contract start date	01/04/2006
Contract end date	

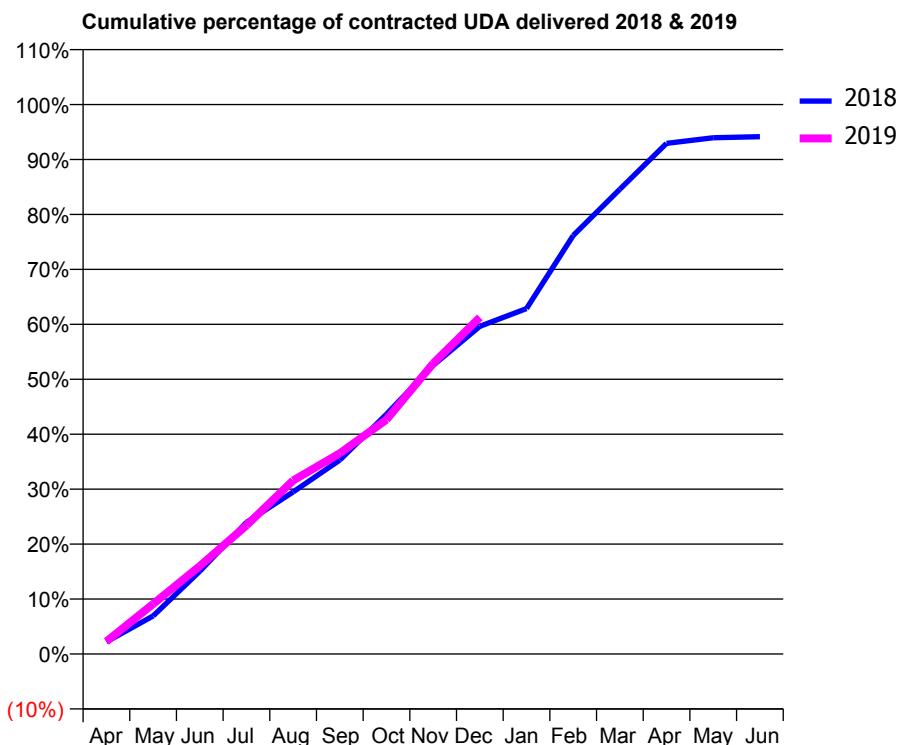
18/19 Contracted general activity (UDA)	18,115
Carry forward general activity (UDA)	0
18/19 Contracted orthodontic activity (UOA)	0
Carry forward orthodontic activity (UOA)	0
Baseline contract value	£533,145.13

ACCESS*

Patients seen in 24 months	Total	Change since previous quarter
Quarter ending December 2017	5,918	
Quarter ending March 2018	6,023	→
Quarter ending June 2018	6,051	→
Quarter ending September 2018	6,076	→
Quarter ending December 2018	6,104	→
Variance since December 2017	3.1%	↑



ACTIVITY



Month	Adjusted Scheduled Activity (UDA)	
	2018	2019
April	401	415
May	1,256	1,651
June	2,726	2,900
July	4,342	4,238
August	5,344	5,723
September	6,393	6,618
October	7,906	7,726
November	9,514	9,583
December	10,805	11,099
January	11,388	
February	13,797	
March	15,324	
April	16,835	
May	17,020	
June	17,056	

QUALITY

	Quantity	Base Number	Contract	AT	Region	England
% of FP17s for the same patient ID Re-attending within 3 months - Children	71	1,337	5.3%	9.4%	11.6%	11.8%
% of FP17s for the same patient ID Re-attending within 3 months - Adults	613	4,674	13.1%	12.6%	15.1%	15.6%
% of FP17s for the same patient ID Re-attending between 3 & 9 months - Children	830	1,337	62.1%	59.2%	59.9%	58.8%
% of FP17s for the same patient ID Re-attending between 3 & 9 months - Adults	1,643	4,674	35.2%	50.2%	52.0%	51.0%
% of FP17s for Band 1 Urgent Courses	389	5,573	7.0%	7.0%	8.0%	9.0%
% of FP17s Relating to Free Repair or Replacements	54	5,573	1.0%	0.8%	0.8%	0.8%
% of FP17s Relating to Continuations	123	5,573	2.2%	1.0%	0.9%	0.9%
% of Patients satisfied with the dentistry they have received	3	3	N/A	94.4%	93.6%	93.2%
% of Patients satisfied with the time they had to wait for an appointment	3	3	N/A	92.3%	88.6%	88.3%

* This is based on patients treated on this contract for their most recent course of treatment. Figures in italics indicate the base number of FP17s or Patient Questionnaire responses are less than 100. N/A is shown where the base number of responses is less than 10 during the period. % is calculated as Quantity/Base number*100

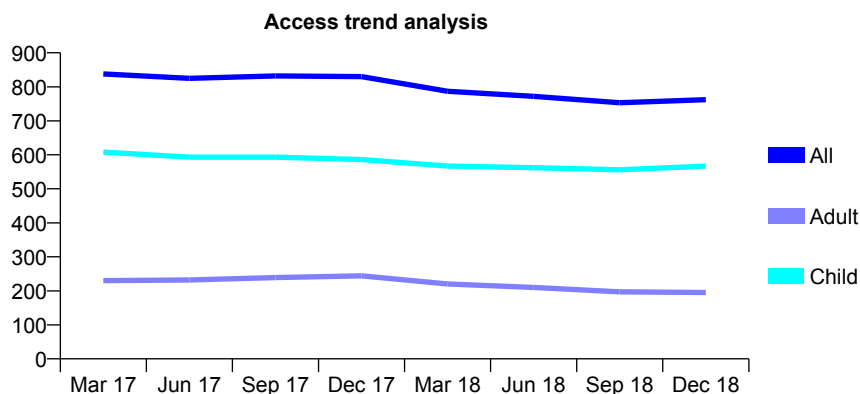
Q53 - Vital Signs At a Glance Contract Report for 835765/0001 - December 2018

Name or company name	MISS P WILKES
Contract type name	GDS Contract
Purpose of contract	General
Contract start date	01/08/2008
Contract end date	

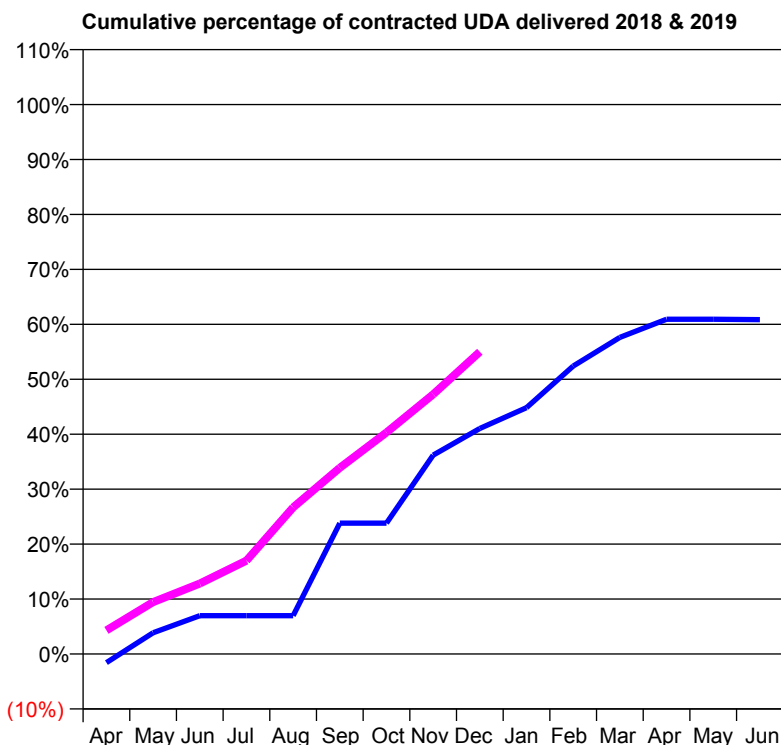
18/19 Contracted general activity (UDA)	1,750
Carry forward general activity (UDA)	0
18/19 Contracted orthodontic activity (UOA)	0
Carry forward orthodontic activity (UOA)	0
Baseline contract value	£41,374.76

ACCESS*

Patients seen in 24 months	Total	Change since previous quarter
Quarter ending December 2017	830	
Quarter ending March 2018	787	↓
Quarter ending June 2018	772	↓
Quarter ending September 2018	753	↓
Quarter ending December 2018	762	→
Variance since December 2017	(8.2%)	↓



ACTIVITY



Month	Adjusted Scheduled Activity (UDA)	
	2018	2019
April	-28	75
May	68	165
June	122	224
July	122	297
August	122	467
September	417	593
October	417	705
November	633	827
December	718	963
January	785	
February	917	
March	1,008	
April	1,066	
May	1,066	
June	1,065	

QUALITY

	Quantity	Base Number	Contract	AT	Region	England
% of FP17s for the same patient ID Re-attending within 3 months - Children	41	641	6.4%	9.4%	11.6%	11.8%
% of FP17s for the same patient ID Re-attending within 3 months - Adults	10	116	8.6%	12.6%	15.1%	15.6%
% of FP17s for the same patient ID Re-attending between 3 & 9 months - Children	382	641	59.6%	59.2%	59.9%	58.8%
% of FP17s for the same patient ID Re-attending between 3 & 9 months - Adults	71	116	61.2%	50.2%	52.0%	51.0%
% of FP17s for Band 1 Urgent Courses	23	712	3.2%	7.0%	8.0%	9.0%
% of FP17s Relating to Free Repair or Replacements	0	712	0.0%	0.8%	0.8%	0.8%
% of FP17s Relating to Continuations	11	712	1.5%	1.0%	0.9%	0.9%
% of Patients satisfied with the dentistry they have received	0	0	N/A	94.4%	93.6%	93.2%
% of Patients satisfied with the time they had to wait for an appointment	0	0	N/A	92.3%	88.6%	88.3%

* This is based on patients treated on this contract for their most recent course of treatment. Figures in italics indicate the base number of FP17s or Patient Questionnaire responses are less than 100. N/A is shown where the base number of responses is less than 10 during the period. % is calculated as Quantity/Base number*100

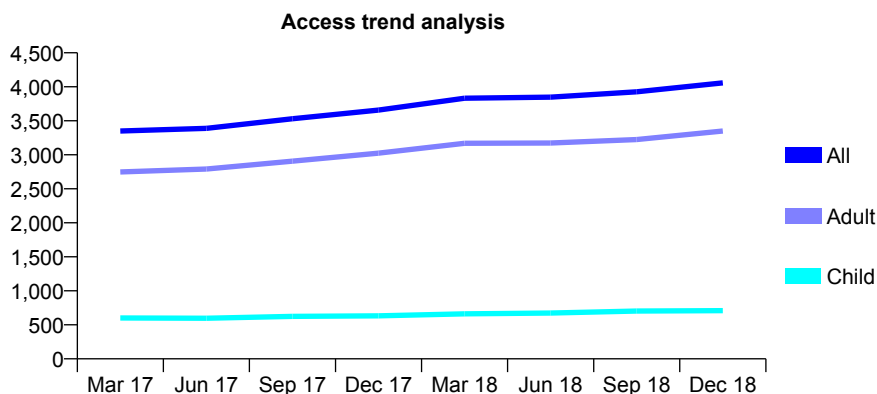
Q53 - Vital Signs At a Glance Contract Report for 836354/0001 - December 2018

Name or company name	MR SS HOTH
Contract type name	GDS Contract
Purpose of contract	General
Contract start date	01/04/2006
Contract end date	

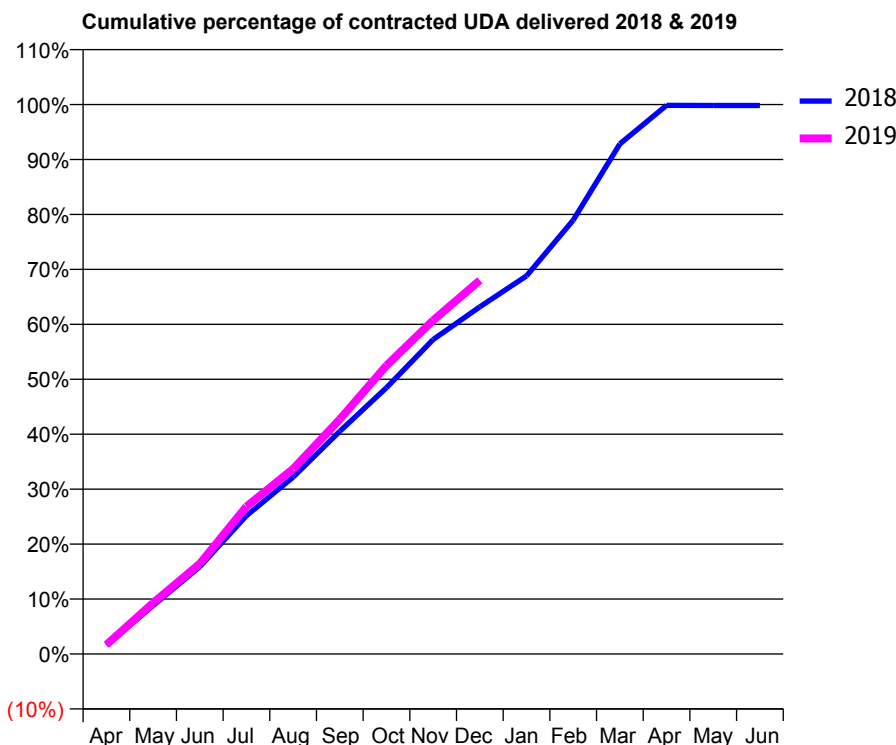
18/19 Contracted general activity (UDA)	11,116
Carry forward general activity (UDA)	20
18/19 Contracted orthodontic activity (UOA)	0
Carry forward orthodontic activity (UOA)	0
Baseline contract value	£336,944.86

ACCESS*

Patients seen in 24 months	Total	Change since previous quarter
Quarter ending December 2017	3,657	
Quarter ending March 2018	3,832	↑
Quarter ending June 2018	3,848	→
Quarter ending September 2018	3,927	↑
Quarter ending December 2018	4,058	↑
Variance since December 2017	11.0%	↑



ACTIVITY



Month	Adjusted Scheduled Activity (UDA)	
	2018	2019
April	180	189
May	979	1,035
June	1,765	1,828
July	2,799	2,986
August	3,577	3,747
September	4,506	4,749
October	5,389	5,835
November	6,362	6,750
December	7,024	7,559
January	7,649	
February	8,776	
March	10,320	
April	11,098	
May	11,096	
June	11,096	

QUALITY

	Quantity	Base Number	Contract	AT	Region	England
% of FP17s for the same patient ID Re-attending within 3 months - Children	75	860	8.7%	9.4%	11.6%	11.8%
% of FP17s for the same patient ID Re-attending within 3 months - Adults	434	3,346	13.0%	12.6%	15.1%	15.6%
% of FP17s for the same patient ID Re-attending between 3 & 9 months - Children	542	860	63.0%	59.2%	59.9%	58.8%
% of FP17s for the same patient ID Re-attending between 3 & 9 months - Adults	1,710	3,346	51.1%	50.2%	52.0%	51.0%
% of FP17s for Band 1 Urgent Courses	211	3,906	5.4%	7.0%	8.0%	9.0%
% of FP17s Relating to Free Repair or Replacements	34	3,906	0.9%	0.8%	0.8%	0.8%
% of FP17s Relating to Continuations	3	3,906	0.1%	1.0%	0.9%	0.9%
% of Patients satisfied with the dentistry they have received	5	5	N/A	94.4%	93.6%	93.2%
% of Patients satisfied with the time they had to wait for an appointment	5	5	N/A	92.3%	88.6%	88.3%

* This is based on patients treated on this contract for their most recent course of treatment. Figures in italics indicate the base number of FP17s or Patient Questionnaire responses are less than 100. N/A is shown where the base number of responses is less than 10 during the period. % is calculated as Quantity/Base number*100

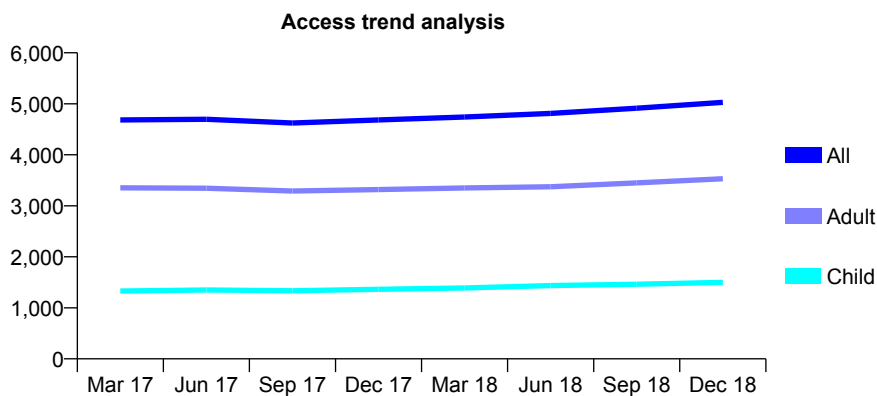
Q53 - Vital Signs At a Glance Contract Report for 841196/0001 - December 2018

Name or company name	MR A KAKAY AFSHARY
Contract type name	GDS Contract
Purpose of contract	General
Contract start date	01/04/2006
Contract end date	

18/19 Contracted general activity (UDA)	11,465
Carry forward general activity (UDA)	-54
18/19 Contracted orthodontic activity (UOA)	0
Carry forward orthodontic activity (UOA)	0
Baseline contract value	£353,923.25

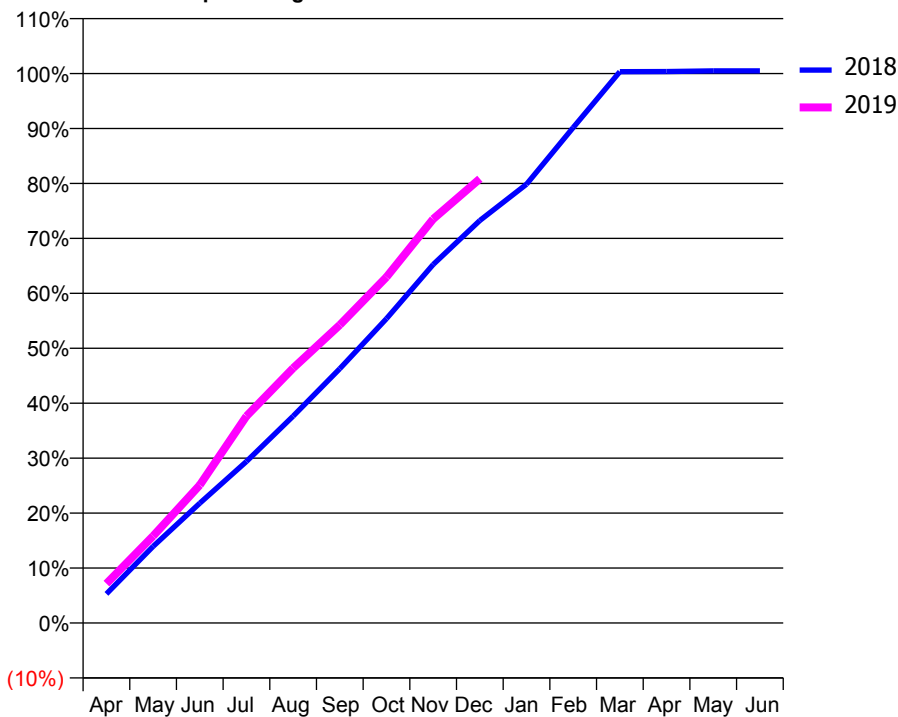
ACCESS*

Patients seen in 24 months	Total	Change since previous quarter
Quarter ending December 2017	4,683	
Quarter ending March 2018	4,741	→
Quarter ending June 2018	4,811	→
Quarter ending September 2018	4,914	↑
Quarter ending December 2018	5,030	↑
Variance since December 2017	7.4%	↑



ACTIVITY

Cumulative percentage of contracted UDA delivered 2018 & 2019



Month	Adjusted Scheduled Activity (UDA)	
	2018	2019
April	609	823
May	1,599	1,814
June	2,500	2,878
July	3,370	4,317
August	4,316	5,319
September	5,306	6,218
October	6,351	7,218
November	7,479	8,428
December	8,397	9,269
January	9,154	
February	10,336	
March	11,504	
April	11,507	
May	11,519	
June	11,519	

QUALITY

	Quantity	Base Number	Contract	AT	Region	England
% of FP17s for the same patient ID Re-attending within 3 months - Children	68	1,405	4.8%	9.4%	11.6%	11.8%
% of FP17s for the same patient ID Re-attending within 3 months - Adults	247	3,114	7.9%	12.6%	15.1%	15.6%
% of FP17s for the same patient ID Re-attending between 3 & 9 months - Children	741	1,405	52.7%	59.2%	59.9%	58.8%
% of FP17s for the same patient ID Re-attending between 3 & 9 months - Adults	1,571	3,114	50.4%	50.2%	52.0%	51.0%
% of FP17s for Band 1 Urgent Courses	50	4,493	1.1%	7.0%	8.0%	9.0%
% of FP17s Relating to Free Repair or Replacements	8	4,493	0.2%	0.8%	0.8%	0.8%
% of FP17s Relating to Continuations	2	4,493	0.0%	1.0%	0.9%	0.9%
% of Patients satisfied with the dentistry they have received	4	4	N/A	94.4%	93.6%	93.2%
% of Patients satisfied with the time they had to wait for an appointment	4	4	N/A	92.3%	88.6%	88.3%

* This is based on patients treated on this contract for their most recent course of treatment. Figures in italics indicate the base number of FP17s or Patient Questionnaire responses are less than 100. N/A is shown where the base number of responses is less than 10 during the period. % is calculated as Quantity/Base number*100

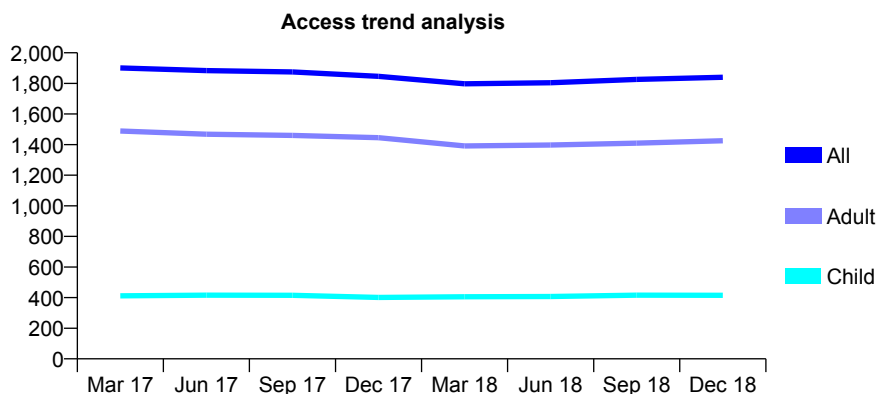
Q53 - Vital Signs At a Glance Contract Report for 841315/0003 - December 2018

Name or company name	MRS S BALKRISHNA
Contract type name	GDS Contract
Purpose of contract	General
Contract start date	01/04/2006
Contract end date	

18/19 Contracted general activity (UDA)	5,472
Carry forward general activity (UDA)	-73
18/19 Contracted orthodontic activity (UOA)	0
Carry forward orthodontic activity (UOA)	0
Baseline contract value	£132,011.41

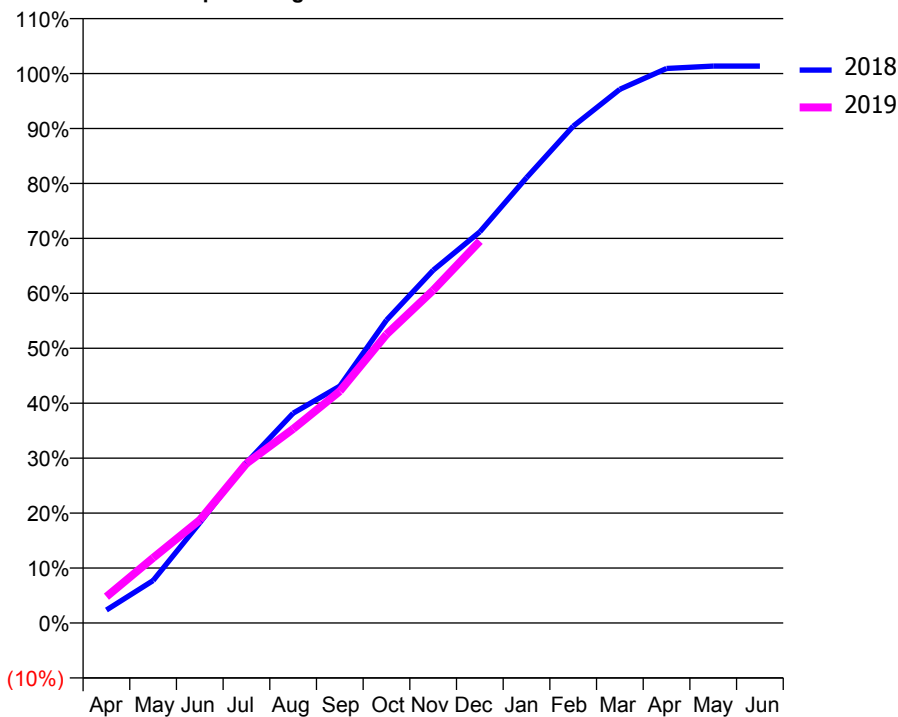
ACCESS*

Patients seen in 24 months	Total	Change since previous quarter
Quarter ending December 2017	1,846	
Quarter ending March 2018	1,797	↓
Quarter ending June 2018	1,804	→
Quarter ending September 2018	1,826	→
Quarter ending December 2018	1,840	→
Variance since December 2017	(0.3%)	→



ACTIVITY

Cumulative percentage of contracted UDA delivered 2018 & 2019



Month	Adjusted Scheduled Activity (UDA)	
	2018	2019
April	130	262
May	423	649
June	998	1,026
July	1,597	1,588
August	2,090	1,933
September	2,359	2,309
October	3,016	2,874
November	3,513	3,313
December	3,895	3,803
January	4,435	
February	4,947	
March	5,315	
April	5,521	
May	5,545	
June	5,545	

QUALITY

	Quantity	Base Number	Contract	AT	Region	England
% of FP17s for the same patient ID Re-attending within 3 months - Children	25	394	6.3%	9.4%	11.6%	11.8%
% of FP17s for the same patient ID Re-attending within 3 months - Adults	200	1,431	14.0%	12.6%	15.1%	15.6%
% of FP17s for the same patient ID Re-attending between 3 & 9 months - Children	190	394	48.2%	59.2%	59.9%	58.8%
% of FP17s for the same patient ID Re-attending between 3 & 9 months - Adults	733	1,431	51.2%	50.2%	52.0%	51.0%
% of FP17s for Band 1 Urgent Courses	95	1,731	5.5%	7.0%	8.0%	9.0%
% of FP17s Relating to Free Repair or Replacements	12	1,731	0.7%	0.8%	0.8%	0.8%
% of FP17s Relating to Continuations	36	1,731	2.1%	1.0%	0.9%	0.9%
% of Patients satisfied with the dentistry they have received	0	0	N/A	94.4%	93.6%	93.2%
% of Patients satisfied with the time they had to wait for an appointment	0	0	N/A	92.3%	88.6%	88.3%

* This is based on patients treated on this contract for their most recent course of treatment. Figures in italics indicate the base number of FP17s or Patient Questionnaire responses are less than 100. N/A is shown where the base number of responses is less than 10 during the period. % is calculated as Quantity/Base number*100

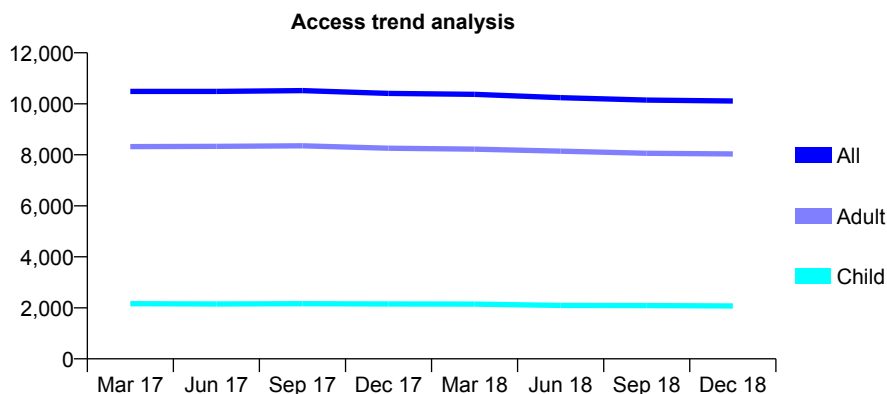
Q53 - Vital Signs At a Glance Contract Report for 847518/0001 - December 2018

Name or company name	MR KS SHOKER
Contract type name	GDS Contract
Purpose of contract	General
Contract start date	01/04/2006
Contract end date	

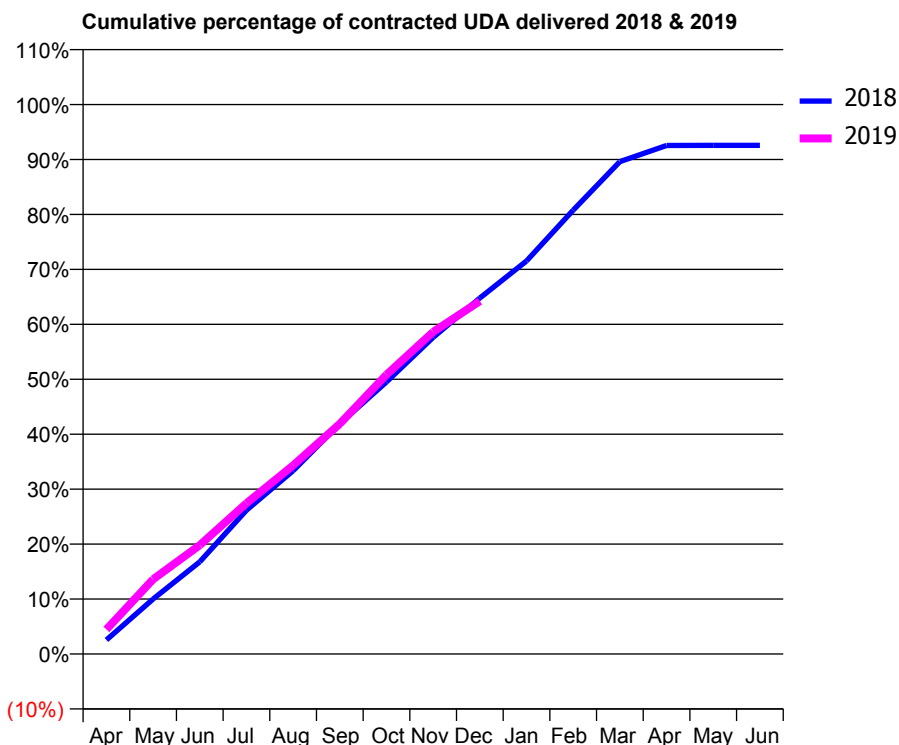
18/19 Contracted general activity (UDA)	25,422
Carry forward general activity (UDA)	0
18/19 Contracted orthodontic activity (UOA)	0
Carry forward orthodontic activity (UOA)	0
Baseline contract value	£685,773.49

ACCESS*

Patients seen in 24 months	Total	Change since previous quarter
Quarter ending December 2017	10,410	
Quarter ending March 2018	10,371	→
Quarter ending June 2018	10,239	↓
Quarter ending September 2018	10,147	→
Quarter ending December 2018	10,109	→
Variance since December 2017	(2.9%)	↓



ACTIVITY



Month	Adjusted Scheduled Activity (UDA)	
	2018	2019
April	652	1,138
May	2,547	3,457
June	4,266	5,037
July	6,656	6,975
August	8,481	8,724
September	10,657	10,652
October	12,588	12,922
November	14,648	14,905
December	16,470	16,329
January	18,185	
February	20,536	
March	22,780	
April	23,524	
May	23,534	
June	23,531	

QUALITY

	Quantity	Base Number	Contract	AT	Region	England
% of FP17s for the same patient ID Re-attending within 3 months - Children	166	1,999	8.3%	9.4%	11.6%	11.8%
% of FP17s for the same patient ID Re-attending within 3 months - Adults	875	7,062	12.4%	12.6%	15.1%	15.6%
% of FP17s for the same patient ID Re-attending between 3 & 9 months - Children	991	1,999	49.6%	59.2%	59.9%	58.8%
% of FP17s for the same patient ID Re-attending between 3 & 9 months - Adults	3,184	7,062	45.1%	50.2%	52.0%	51.0%
% of FP17s for Band 1 Urgent Courses	505	8,318	6.1%	7.0%	8.0%	9.0%
% of FP17s Relating to Free Repair or Replacements	62	8,318	0.7%	0.8%	0.8%	0.8%
% of FP17s Relating to Continuations	110	8,318	1.3%	1.0%	0.9%	0.9%
% of Patients satisfied with the dentistry they have received	5	6	N/A	94.4%	93.6%	93.2%
% of Patients satisfied with the time they had to wait for an appointment	6	6	N/A	92.3%	88.6%	88.3%

* This is based on patients treated on this contract for their most recent course of treatment. Figures in italics indicate the base number of FP17s or Patient Questionnaire responses are less than 100. N/A is shown where the base number of responses is less than 10 during the period. % is calculated as Quantity/Base number*100

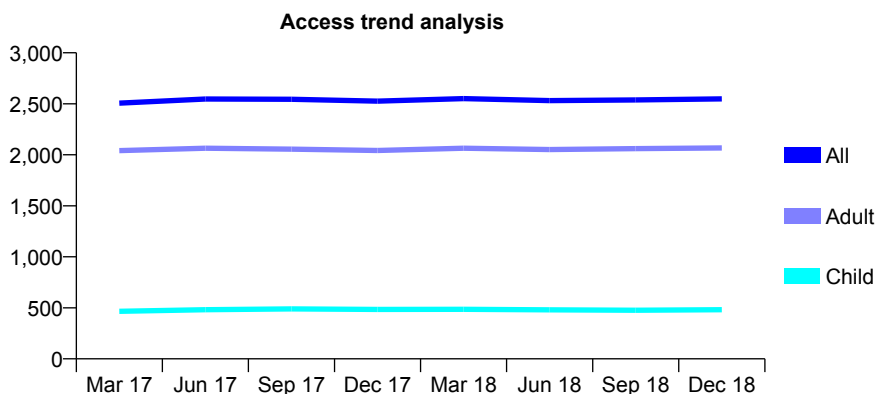
Q53 - Vital Signs At a Glance Contract Report for 848026/0001 - December 2018

Name or company name	MR GA MOEZZI
Contract type name	GDS Contract
Purpose of contract	General
Contract start date	01/04/2006
Contract end date	

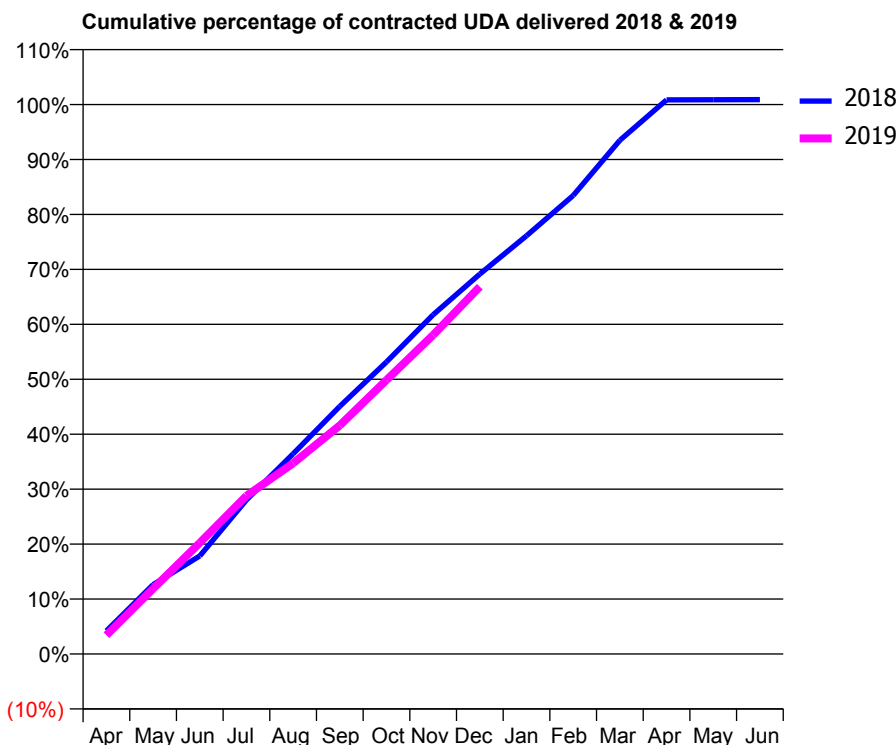
18/19 Contracted general activity (UDA)	7,468
Carry forward general activity (UDA)	-65
18/19 Contracted orthodontic activity (UOA)	0
Carry forward orthodontic activity (UOA)	0
Baseline contract value	£230,522.67

ACCESS*

Patients seen in 24 months	Total	Change since previous quarter
Quarter ending December 2017	2,526	
Quarter ending March 2018	2,551	→
Quarter ending June 2018	2,532	→
Quarter ending September 2018	2,538	→
Quarter ending December 2018	2,549	→
Variance since December 2017	0.9%	→



ACTIVITY



Month	Adjusted Scheduled Activity (UDA)	
	2018	2019
April	314	257
May	944	889
June	1,332	1,510
July	2,095	2,151
August	2,721	2,592
September	3,367	3,108
October	3,970	3,723
November	4,611	4,337
December	5,165	4,992
January	5,685	
February	6,232	
March	6,981	
April	7,530	
May	7,533	
June	7,534	

QUALITY

	Quantity	Base Number	Contract	AT	Region	England
% of FP17s for the same patient ID Re-attending within 3 months - Children	41	577	7.1%	9.4%	11.6%	11.8%
% of FP17s for the same patient ID Re-attending within 3 months - Adults	197	1,906	10.3%	12.6%	15.1%	15.6%
% of FP17s for the same patient ID Re-attending between 3 & 9 months - Children	309	577	53.6%	59.2%	59.9%	58.8%
% of FP17s for the same patient ID Re-attending between 3 & 9 months - Adults	927	1,906	48.6%	50.2%	52.0%	51.0%
% of FP17s for Band 1 Urgent Courses	131	2,226	5.9%	7.0%	8.0%	9.0%
% of FP17s Relating to Free Repair or Replacements	9	2,226	0.4%	0.8%	0.8%	0.8%
% of FP17s Relating to Continuations	17	2,226	0.8%	1.0%	0.9%	0.9%
% of Patients satisfied with the dentistry they have received	0	0	N/A	94.4%	93.6%	93.2%
% of Patients satisfied with the time they had to wait for an appointment	0	0	N/A	92.3%	88.6%	88.3%

* This is based on patients treated on this contract for their most recent course of treatment. Figures in italics indicate the base number of FP17s or Patient Questionnaire responses are less than 100. N/A is shown where the base number of responses is less than 10 during the period. % is calculated as Quantity/Base number*100

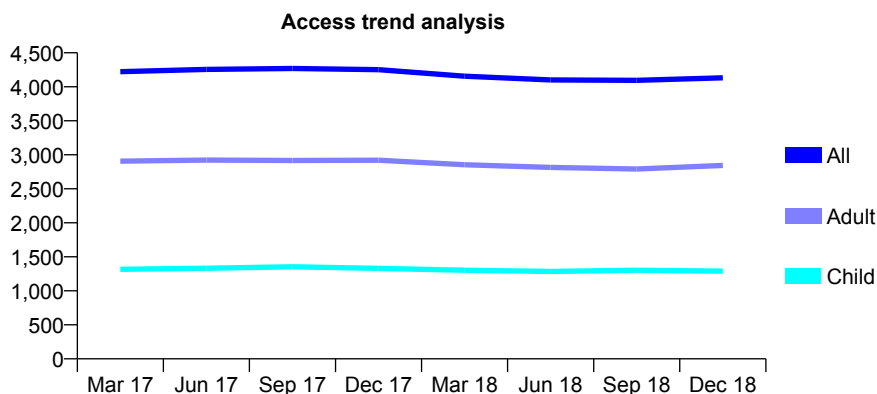
Q53 - Vital Signs At a Glance Contract Report for 852775/0001 - December 2018

Name or company name	MR F JAMALL
Contract type name	GDS Contract
Purpose of contract	General
Contract start date	01/04/2006
Contract end date	

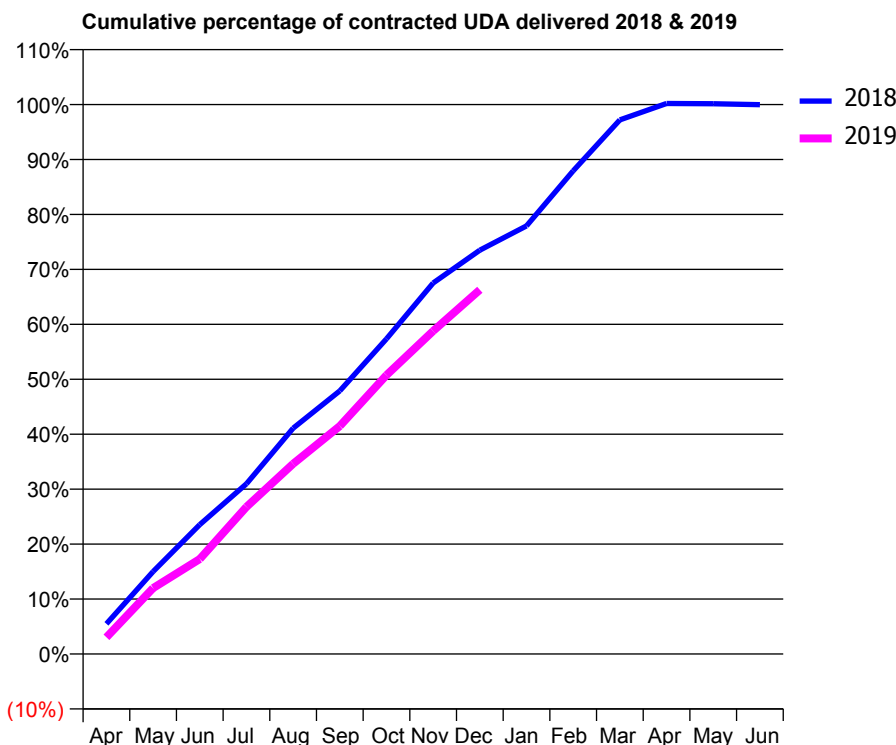
18/19 Contracted general activity (UDA)	10,157
Carry forward general activity (UDA)	2
18/19 Contracted orthodontic activity (UOA)	0
Carry forward orthodontic activity (UOA)	0
Baseline contract value	£307,024.32

ACCESS*

Patients seen in 24 months	Total	Change since previous quarter
Quarter ending December 2017	4,251	
Quarter ending March 2018	4,155	↓
Quarter ending June 2018	4,100	↓
Quarter ending September 2018	4,095	→
Quarter ending December 2018	4,133	→
Variance since December 2017	(2.8%)	↓



ACTIVITY



Month	Adjusted Scheduled Activity (UDA)	
	2018	2019
April	558	308
May	1,523	1,218
June	2,391	1,755
July	3,147	2,720
August	4,174	3,516
September	4,865	4,213
October	5,826	5,155
November	6,859	5,970
December	7,464	6,732
January	7,913	
February	8,931	
March	9,872	
April	10,176	
May	10,172	
June	10,155	

QUALITY

	Quantity	Base Number	Contract	AT	Region	England
% of FP17s for the same patient ID Re-attending within 3 months - Children	124	1,558	8.0%	9.4%	11.6%	11.8%
% of FP17s for the same patient ID Re-attending within 3 months - Adults	242	2,657	9.1%	12.6%	15.1%	15.6%
% of FP17s for the same patient ID Re-attending between 3 & 9 months - Children	1,003	1,558	64.4%	59.2%	59.9%	58.8%
% of FP17s for the same patient ID Re-attending between 3 & 9 months - Adults	1,521	2,657	57.2%	50.2%	52.0%	51.0%
% of FP17s for Band 1 Urgent Courses	268	4,044	6.6%	7.0%	8.0%	9.0%
% of FP17s Relating to Free Repair or Replacements	38	4,044	0.9%	0.8%	0.8%	0.8%
% of FP17s Relating to Continuations	10	4,044	0.2%	1.0%	0.9%	0.9%
% of Patients satisfied with the dentistry they have received	4	4	N/A	94.4%	93.6%	93.2%
% of Patients satisfied with the time they had to wait for an appointment	4	4	N/A	92.3%	88.6%	88.3%

* This is based on patients treated on this contract for their most recent course of treatment. Figures in italics indicate the base number of FP17s or Patient Questionnaire responses are less than 100. N/A is shown where the base number of responses is less than 10 during the period. % is calculated as Quantity/Base number*100

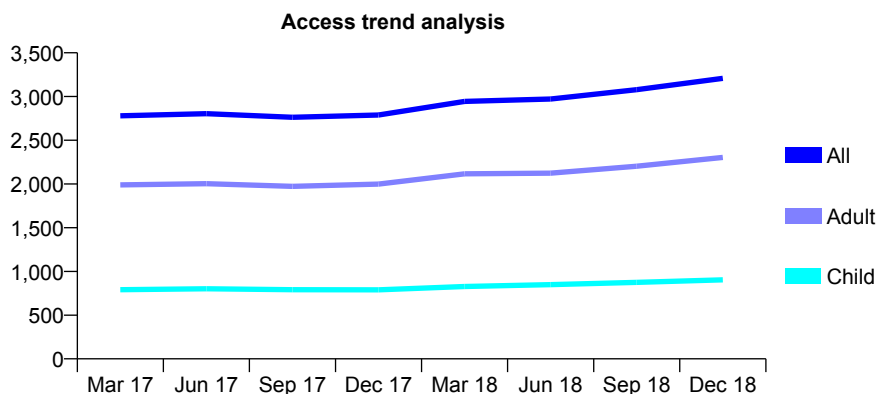
Q53 - Vital Signs At a Glance Contract Report for 852775/0003 - December 2018

Name or company name	Southam Dental Care.
Contract type name	GDS Contract
Purpose of contract	General
Contract start date	01/04/2009
Contract end date	

18/19 Contracted general activity (UDA)	8,000
Carry forward general activity (UDA)	0
18/19 Contracted orthodontic activity (UOA)	0
Carry forward orthodontic activity (UOA)	0
Baseline contract value	£221,051.24

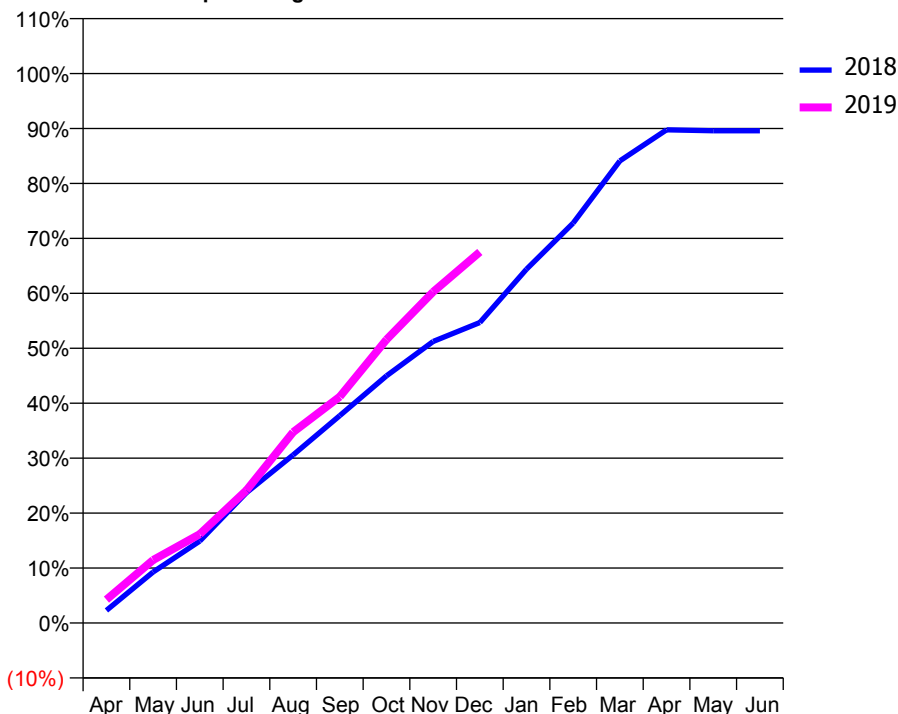
ACCESS*

Patients seen in 24 months	Total	Change since previous quarter
Quarter ending December 2017	2,788	
Quarter ending March 2018	2,944	↑
Quarter ending June 2018	2,972	→
Quarter ending September 2018	3,078	↑
Quarter ending December 2018	3,208	↑
Variance since December 2017	15.1%	↑



ACTIVITY

Cumulative percentage of contracted UDA delivered 2018 & 2019



Month	Adjusted Scheduled Activity (UDA)	
	2018	2019
April	184	340
May	743	917
June	1,193	1,293
July	1,898	1,933
August	2,447	2,780
September	3,019	3,295
October	3,599	4,127
November	4,100	4,821
December	4,374	5,401
January	5,151	
February	5,822	
March	6,728	
April	7,179	
May	7,167	
June	7,167	

QUALITY

	Quantity	Base Number	Contract	AT	Region	England
% of FP17s for the same patient ID Re-attending within 3 months - Children	84	1,101	7.6%	9.4%	11.6%	11.8%
% of FP17s for the same patient ID Re-attending within 3 months - Adults	284	2,467	11.5%	12.6%	15.1%	15.6%
% of FP17s for the same patient ID Re-attending between 3 & 9 months - Children	736	1,101	66.8%	59.2%	59.9%	58.8%
% of FP17s for the same patient ID Re-attending between 3 & 9 months - Adults	1,357	2,467	55.0%	50.2%	52.0%	51.0%
% of FP17s for Band 1 Urgent Courses	249	3,378	7.4%	7.0%	8.0%	9.0%
% of FP17s Relating to Free Repair or Replacements	25	3,378	0.7%	0.8%	0.8%	0.8%
% of FP17s Relating to Continuations	15	3,378	0.4%	1.0%	0.9%	0.9%
% of Patients satisfied with the dentistry they have received	5	5	N/A	94.4%	93.6%	93.2%
% of Patients satisfied with the time they had to wait for an appointment	4	5	N/A	92.3%	88.6%	88.3%

* This is based on patients treated on this contract for their most recent course of treatment. Figures in italics indicate the base number of FP17s or Patient Questionnaire responses are less than 100. N/A is shown where the base number of responses is less than 10 during the period. % is calculated as Quantity/Base number*100

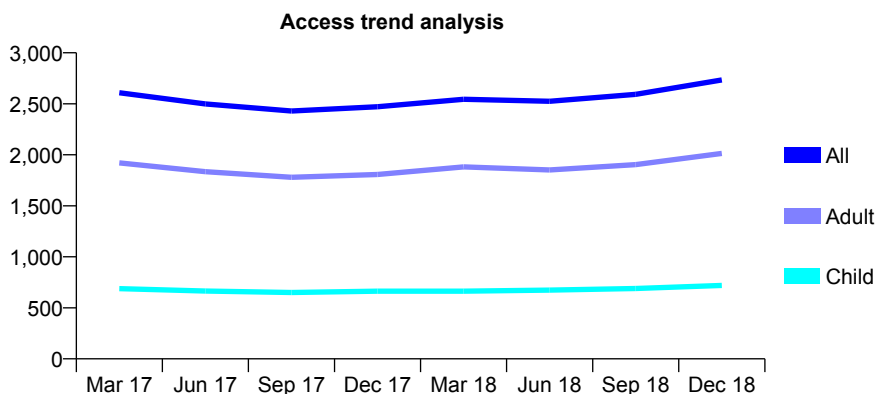
Q53 - Vital Signs At a Glance Contract Report for 852775/0004 - December 2018

Name or company name	MR F JAMALL
Contract type name	GDS Contract
Purpose of contract	General
Contract start date	26/04/2010
Contract end date	

18/19 Contracted general activity (UDA)	8,000
Carry forward general activity (UDA)	181
18/19 Contracted orthodontic activity (UOA)	0
Carry forward orthodontic activity (UOA)	0
Baseline contract value	£218,620.43

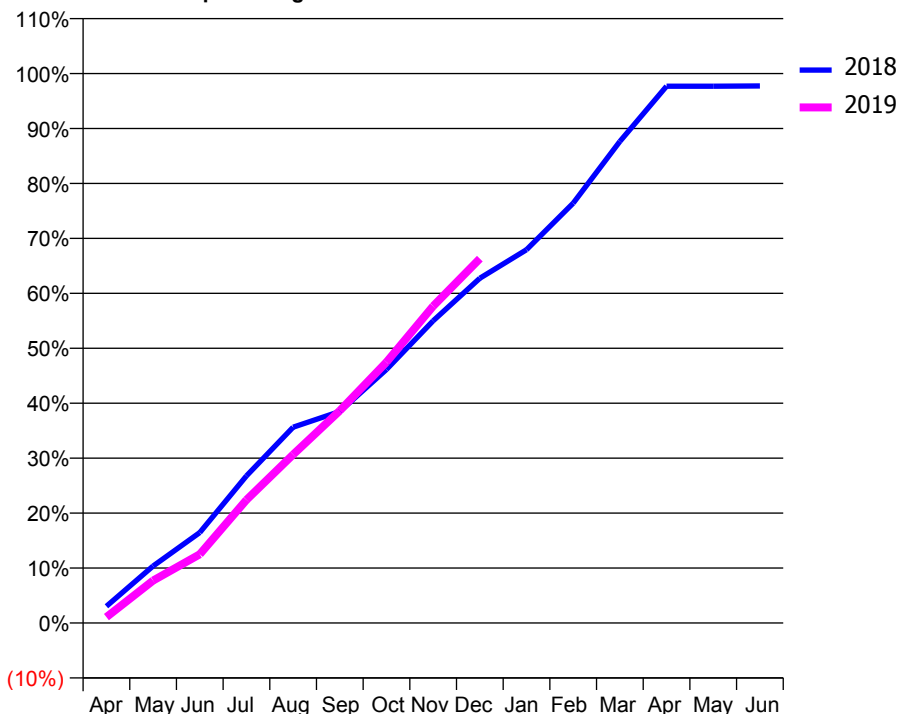
ACCESS*

Patients seen in 24 months	Total	Change since previous quarter
Quarter ending December 2017	2,471	
Quarter ending March 2018	2,545	↑
Quarter ending June 2018	2,525	→
Quarter ending September 2018	2,593	↑
Quarter ending December 2018	2,734	↑
Variance since December 2017	10.6%	↑



ACTIVITY

Cumulative percentage of contracted UDA delivered 2018 & 2019



Month	Adjusted Scheduled Activity (UDA)	
	2018	2019
April	244	86
May	829	618
June	1,317	1,001
July	2,143	1,792
August	2,850	2,453
September	3,080	3,092
October	3,691	3,798
November	4,400	4,613
December	5,020	5,304
January	5,435	
February	6,111	
March	7,011	
April	7,814	
May	7,814	
June	7,819	

QUALITY

	Quantity	Base Number	Contract	AT	Region	England
% of FP17s for the same patient ID Re-attending within 3 months - Children	36	744	4.8%	9.4%	11.6%	11.8%
% of FP17s for the same patient ID Re-attending within 3 months - Adults	239	1,973	12.1%	12.6%	15.1%	15.6%
% of FP17s for the same patient ID Re-attending between 3 & 9 months - Children	451	744	60.6%	59.2%	59.9%	58.8%
% of FP17s for the same patient ID Re-attending between 3 & 9 months - Adults	1,036	1,973	52.5%	50.2%	52.0%	51.0%
% of FP17s for Band 1 Urgent Courses	299	2,500	12.0%	7.0%	8.0%	9.0%
% of FP17s Relating to Free Repair or Replacements	27	2,500	1.1%	0.8%	0.8%	0.8%
% of FP17s Relating to Continuations	10	2,500	0.4%	1.0%	0.9%	0.9%
% of Patients satisfied with the dentistry they have received	4	4	N/A	94.4%	93.6%	93.2%
% of Patients satisfied with the time they had to wait for an appointment	4	4	N/A	92.3%	88.6%	88.3%

* This is based on patients treated on this contract for their most recent course of treatment. Figures in italics indicate the base number of FP17s or Patient Questionnaire responses are less than 100. N/A is shown where the base number of responses is less than 10 during the period. % is calculated as Quantity/Base number*100

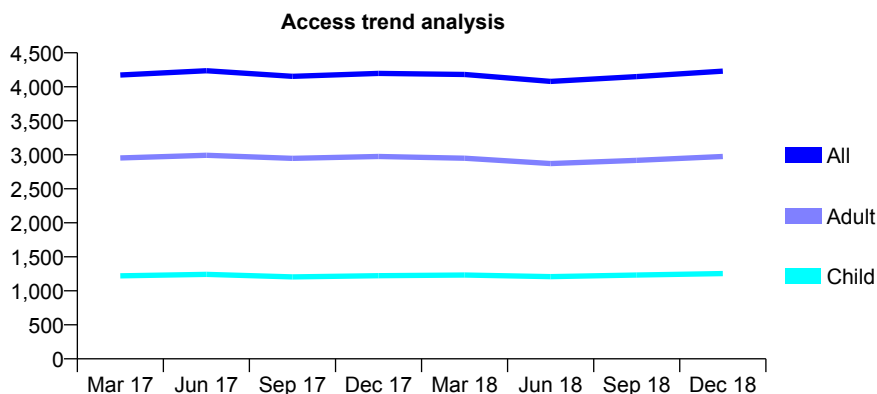
Q53 - Vital Signs At a Glance Contract Report for 857920/0001 - December 2018

Name or company name	MR B JAMAL
Contract type name	GDS Contract
Purpose of contract	General
Contract start date	01/04/2006
Contract end date	

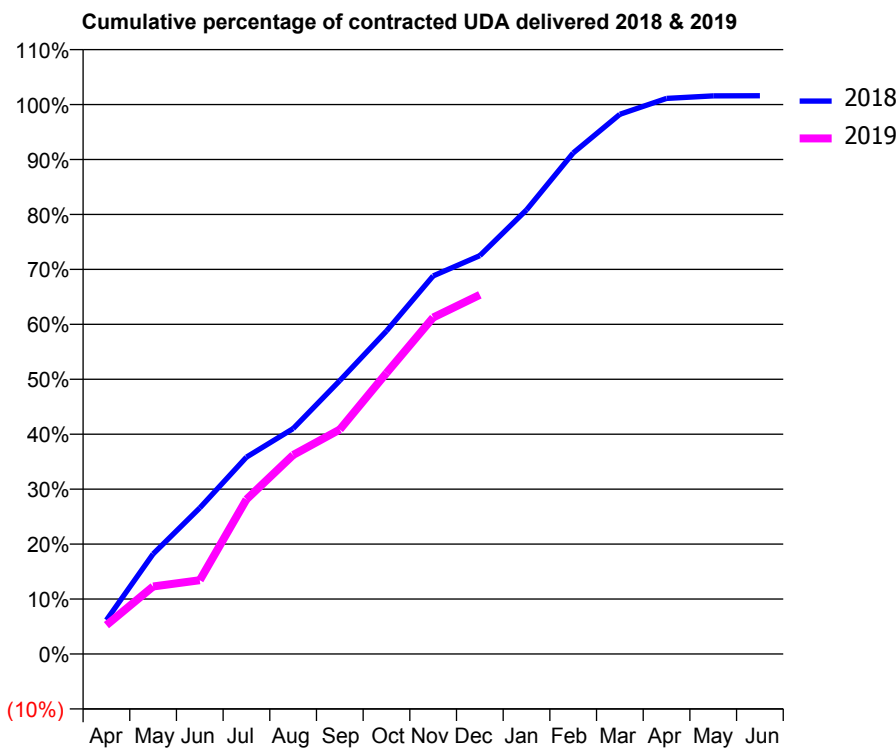
18/19 Contracted general activity (UDA)	11,646
Carry forward general activity (UDA)	-184
18/19 Contracted orthodontic activity (UOA)	0
Carry forward orthodontic activity (UOA)	0
Baseline contract value	£318,362.54

ACCESS*

Patients seen in 24 months	Total	Change since previous quarter
Quarter ending December 2017	4,198	
Quarter ending March 2018	4,182	→
Quarter ending June 2018	4,080	↓
Quarter ending September 2018	4,150	→
Quarter ending December 2018	4,230	→
Variance since December 2017	0.8%	→



ACTIVITY



Month	Adjusted Scheduled Activity (UDA)	
	2018	2019
April	719	611
May	2,120	1,432
June	3,096	1,565
July	4,173	3,276
August	4,778	4,219
September	5,794	4,758
October	6,847	5,956
November	8,014	7,132
December	8,442	7,611
January	9,412	
February	10,619	
March	11,440	
April	11,776	
May	11,829	
June	11,830	

QUALITY

	Quantity	Base Number	Contract	AT	Region	England
% of FP17s for the same patient ID Re-attending within 3 months - Children	48	978	4.9%	9.4%	11.6%	11.8%
% of FP17s for the same patient ID Re-attending within 3 months - Adults	231	2,207	10.5%	12.6%	15.1%	15.6%
% of FP17s for the same patient ID Re-attending between 3 & 9 months - Children	411	978	42.0%	59.2%	59.9%	58.8%
% of FP17s for the same patient ID Re-attending between 3 & 9 months - Adults	922	2,207	41.8%	50.2%	52.0%	51.0%
% of FP17s for Band 1 Urgent Courses	293	3,012	9.7%	7.0%	8.0%	9.0%
% of FP17s Relating to Free Repair or Replacements	16	3,012	0.5%	0.8%	0.8%	0.8%
% of FP17s Relating to Continuations	18	3,012	0.6%	1.0%	0.9%	0.9%
% of Patients satisfied with the dentistry they have received	12	12	100.0%	94.4%	93.6%	93.2%
% of Patients satisfied with the time they had to wait for an appointment	12	12	100.0%	92.3%	88.6%	88.3%

* This is based on patients treated on this contract for their most recent course of treatment. Figures in italics indicate the base number of FP17s or Patient Questionnaire responses are less than 100. N/A is shown where the base number of responses is less than 10 during the period. % is calculated as Quantity/Base number*100

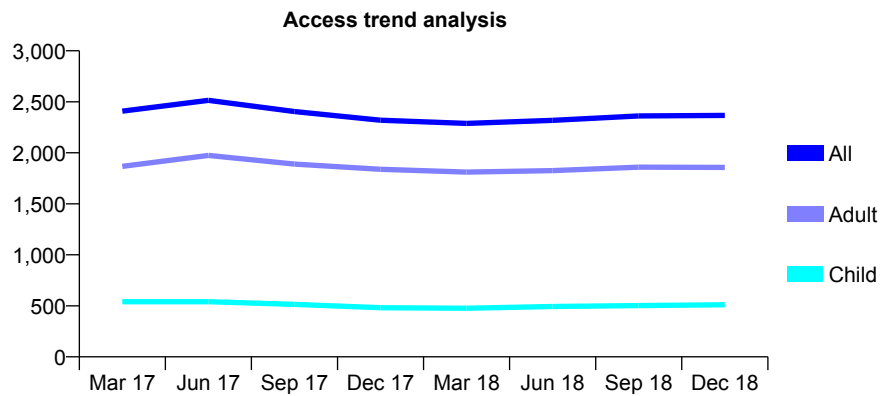
Q53 - Vital Signs At a Glance Contract Report for 898864/0001 - December 2018

Name or company name	MRS JA SMITH
Contract type name	GDS Contract
Purpose of contract	General
Contract start date	01/04/2006
Contract end date	

18/19 Contracted general activity (UDA)	9,472
Carry forward general activity (UDA)	0
18/19 Contracted orthodontic activity (UOA)	0
Carry forward orthodontic activity (UOA)	0
Baseline contract value	£241,490.82

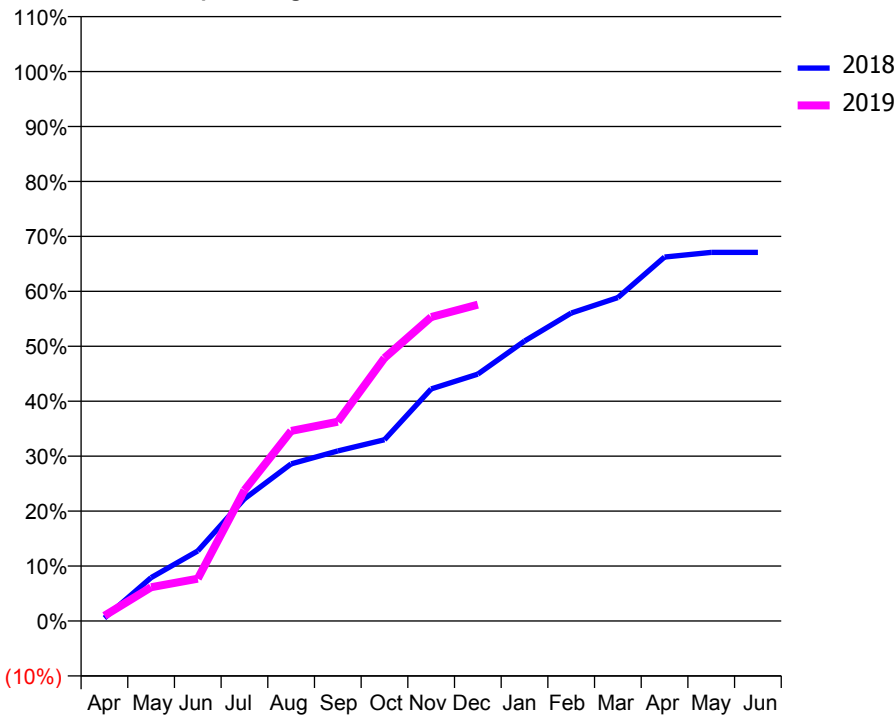
ACCESS*

Patients seen in 24 months	Total	Change since previous quarter
Quarter ending December 2017	2,320	
Quarter ending March 2018	2,288	↓
Quarter ending June 2018	2,318	→
Quarter ending September 2018	2,362	→
Quarter ending December 2018	2,367	→
Variance since December 2017	2.0%	↑



ACTIVITY

Cumulative percentage of contracted UDA delivered 2018 & 2019



Month	Adjusted Scheduled Activity (UDA)	
	2018	2019
April	51	91
May	747	584
June	1,207	729
July	2,106	2,256
August	2,709	3,277
September	2,931	3,436
October	3,126	4,535
November	4,000	5,241
December	4,255	5,454
January	4,827	
February	5,310	
March	5,574	
April	6,274	
May	6,355	
June	6,355	

QUALITY

	Quantity	Base Number	Contract	AT	Region	England
% of FP17s for the same patient ID Re-attending within 3 months - Children	114	777	14.7%	9.4%	11.6%	11.8%
% of FP17s for the same patient ID Re-attending within 3 months - Adults	310	1,836	16.9%	12.6%	15.1%	15.6%
% of FP17s for the same patient ID Re-attending between 3 & 9 months - Children	414	777	53.3%	59.2%	59.9%	58.8%
% of FP17s for the same patient ID Re-attending between 3 & 9 months - Adults	600	1,836	32.7%	50.2%	52.0%	51.0%
% of FP17s for Band 1 Urgent Courses	258	2,221	11.6%	7.0%	8.0%	9.0%
% of FP17s Relating to Free Repair or Replacements	6	2,221	0.3%	0.8%	0.8%	0.8%
% of FP17s Relating to Continuations	8	2,221	0.4%	1.0%	0.9%	0.9%
% of Patients satisfied with the dentistry they have received	0	0	N/A	94.4%	93.6%	93.2%
% of Patients satisfied with the time they had to wait for an appointment	0	0	N/A	92.3%	88.6%	88.3%

* This is based on patients treated on this contract for their most recent course of treatment. Figures in italics indicate the base number of FP17s or Patient Questionnaire responses are less than 100. N/A is shown where the base number of responses is less than 10 during the period. % is calculated as Quantity/Base number*100

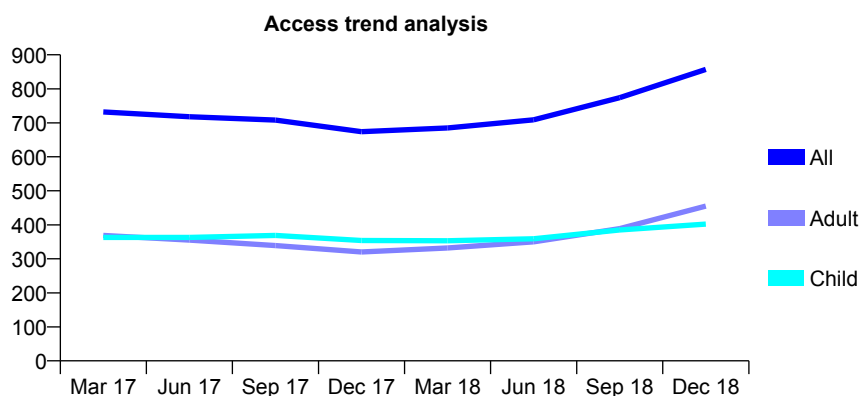
Q53 - Vital Signs At a Glance Contract Report for 905461/0001 - December 2018

Name or company name	Densmile Dental Care
Contract type name	GDS Contract
Purpose of contract	General
Contract start date	01/04/2006
Contract end date	

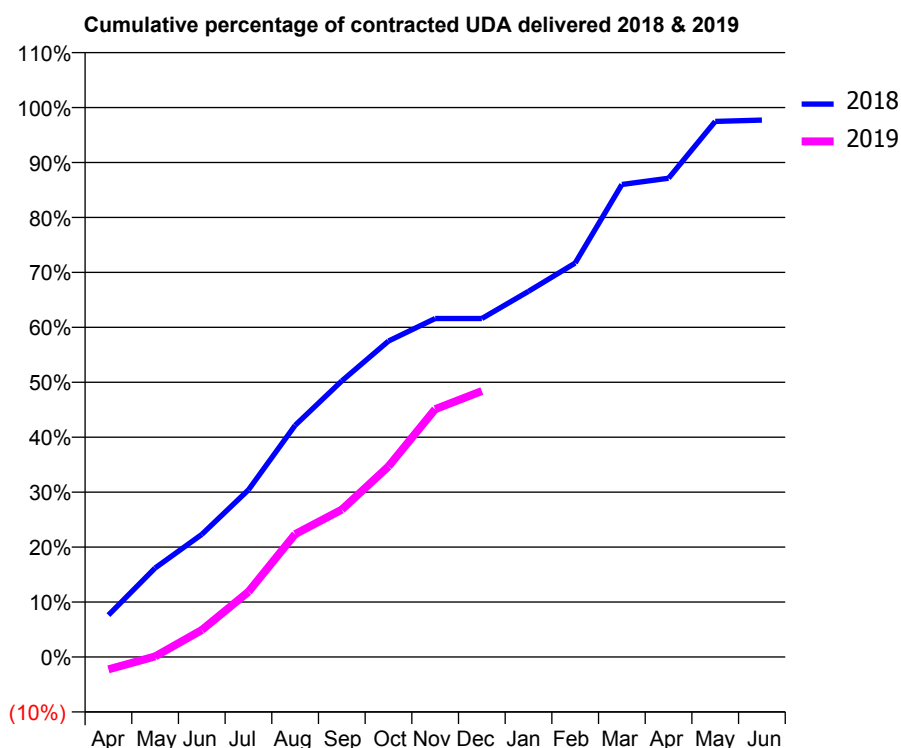
18/19 Contracted general activity (UDA)	3,245
Carry forward general activity (UDA)	74
18/19 Contracted orthodontic activity (UOA)	0
Carry forward orthodontic activity (UOA)	0
Baseline contract value	£93,958.02

ACCESS*

Patients seen in 24 months	Total	Change since previous quarter
Quarter ending December 2017	674	
Quarter ending March 2018	685	→
Quarter ending June 2018	709	↑
Quarter ending September 2018	774	↑
Quarter ending December 2018	857	↑
Variance since December 2017	27.2%	↑



ACTIVITY



Month	Adjusted Scheduled Activity (UDA)	
	2018	2019
April	247	-74
May	526	3
June	724	159
July	987	385
August	1,369	726
September	1,630	870
October	1,866	1,126
November	1,999	1,463
December	1,999	1,570
January	2,159	
February	2,327	
March	2,790	
April	2,827	
May	3,163	
June	3,171	

QUALITY

	Quantity	Base Number	Contract	AT	Region	England
% of FP17s for the same patient ID Re-attending within 3 months - Children	85	495	17.2%	9.4%	11.6%	11.8%
% of FP17s for the same patient ID Re-attending within 3 months - Adults	62	427	14.5%	12.6%	15.1%	15.6%
% of FP17s for the same patient ID Re-attending between 3 & 9 months - Children	258	495	52.1%	59.2%	59.9%	58.8%
% of FP17s for the same patient ID Re-attending between 3 & 9 months - Adults	165	427	38.6%	50.2%	52.0%	51.0%
% of FP17s for Band 1 Urgent Courses	12	733	1.6%	7.0%	8.0%	9.0%
% of FP17s Relating to Free Repair or Replacements	0	733	0.0%	0.8%	0.8%	0.8%
% of FP17s Relating to Continuations	1	733	0.1%	1.0%	0.9%	0.9%
% of Patients satisfied with the dentistry they have received	0	0	N/A	94.4%	93.6%	93.2%
% of Patients satisfied with the time they had to wait for an appointment	0	0	N/A	92.3%	88.6%	88.3%

* This is based on patients treated on this contract for their most recent course of treatment. Figures in italics indicate the base number of FP17s or Patient Questionnaire responses are less than 100. N/A is shown where the base number of responses is less than 10 during the period. % is calculated as Quantity/Base number*100

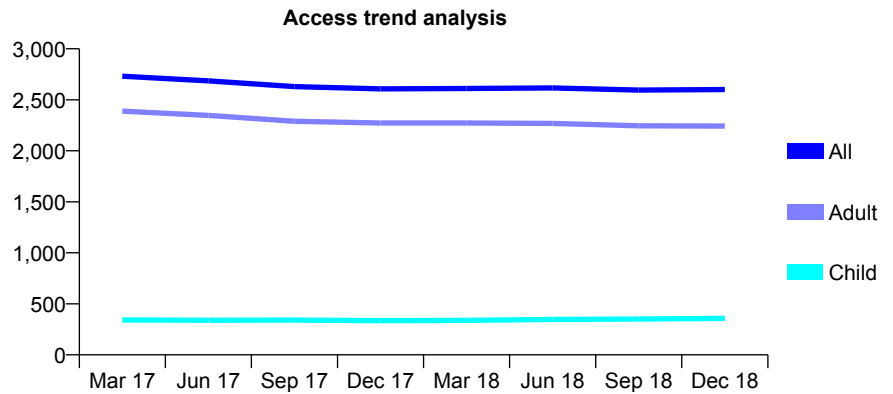
Q53 - Vital Signs At a Glance Contract Report for 906972/0001 - December 2018

Name or company name	MR RS BATE
Contract type name	GDS Contract
Purpose of contract	General
Contract start date	01/04/2006
Contract end date	

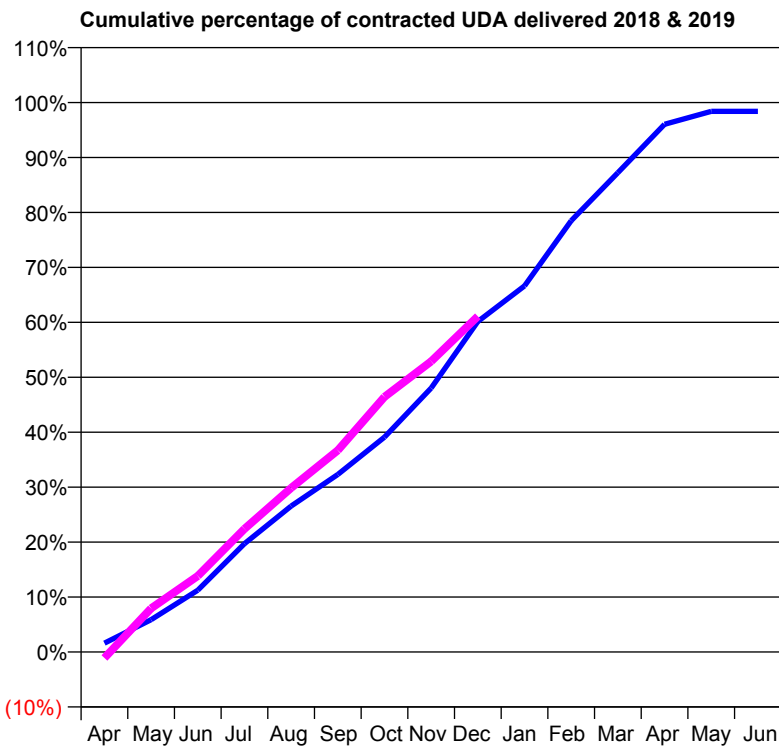
18/19 Contracted general activity (UDA)	7,216
Carry forward general activity (UDA)	116
18/19 Contracted orthodontic activity (UOA)	0
Carry forward orthodontic activity (UOA)	0
Baseline contract value	£218,727.37

ACCESS*

Patients seen in 24 months	Total	Change since previous quarter
Quarter ending December 2017	2,607	
Quarter ending March 2018	2,611	→
Quarter ending June 2018	2,616	→
Quarter ending September 2018	2,596	→
Quarter ending December 2018	2,600	→
Variance since December 2017	(0.3%)	→



ACTIVITY



Month	Adjusted Scheduled Activity (UDA)	
	2018	2019
April	117	-80
May	424	574
June	811	998
July	1,424	1,616
August	1,917	2,155
September	2,331	2,649
October	2,821	3,350
November	3,466	3,816
December	4,340	4,409
January	4,807	
February	5,663	
March	6,294	
April	6,931	
May	7,100	
June	7,100	

QUALITY

	Quantity	Base Number	Contract	AT	Region	England
% of FP17s for the same patient ID Re-attending within 3 months - Children	12	312	3.8%	9.4%	11.6%	11.8%
% of FP17s for the same patient ID Re-attending within 3 months - Adults	291	2,167	13.4%	12.6%	15.1%	15.6%
% of FP17s for the same patient ID Re-attending between 3 & 9 months - Children	93	312	29.8%	59.2%	59.9%	58.8%
% of FP17s for the same patient ID Re-attending between 3 & 9 months - Adults	983	2,167	45.4%	50.2%	52.0%	51.0%
% of FP17s for Band 1 Urgent Courses	149	2,200	6.8%	7.0%	8.0%	9.0%
% of FP17s Relating to Free Repair or Replacements	19	2,200	0.9%	0.8%	0.8%	0.8%
% of FP17s Relating to Continuations	12	2,200	0.5%	1.0%	0.9%	0.9%
% of Patients satisfied with the dentistry they have received	4	4	N/A	94.4%	93.6%	93.2%
% of Patients satisfied with the time they had to wait for an appointment	3	4	N/A	92.3%	88.6%	88.3%

* This is based on patients treated on this contract for their most recent course of treatment. Figures in italics indicate the base number of FP17s or Patient Questionnaire responses are less than 100. N/A is shown where the base number of responses is less than 10 during the period. % is calculated as Quantity/Base number*100

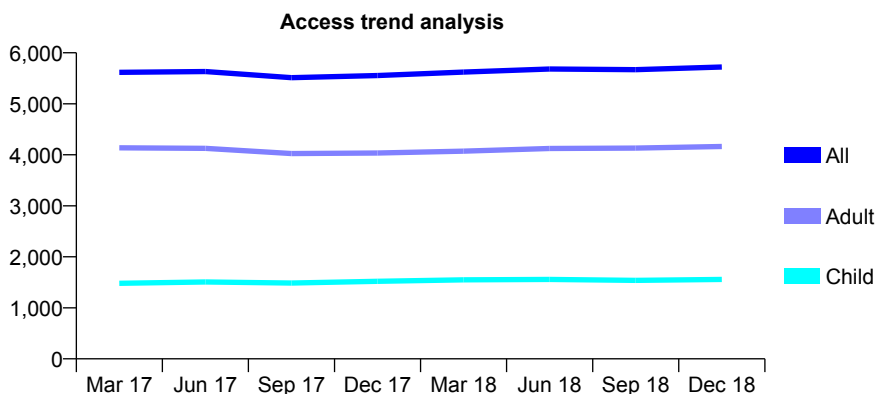
Q53 - Vital Signs At a Glance Contract Report for 910449/0001 - December 2018

Name or company name	MR JA CLARK
Contract type name	GDS Contract
Purpose of contract	General
Contract start date	01/04/2006
Contract end date	

18/19 Contracted general activity (UDA)	12,206
Carry forward general activity (UDA)	-521
18/19 Contracted orthodontic activity (UOA)	0
Carry forward orthodontic activity (UOA)	0
Baseline contract value	£341,677.89

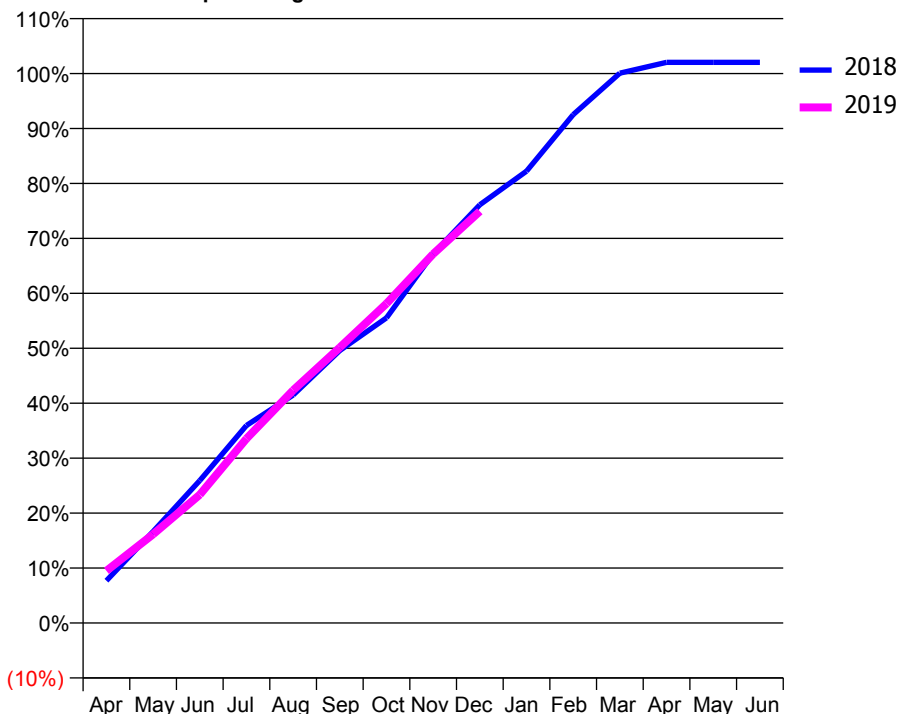
ACCESS*

Patients seen in 24 months	Total	Change since previous quarter
Quarter ending December 2017	5,555	
Quarter ending March 2018	5,622	→
Quarter ending June 2018	5,683	→
Quarter ending September 2018	5,670	→
Quarter ending December 2018	5,721	→
Variance since December 2017	3.0%	↑



ACTIVITY

Cumulative percentage of contracted UDA delivered 2018 & 2019



Month	Adjusted Scheduled Activity (UDA)	
	2018	2019
April	940	1,161
May	2,033	1,972
June	3,166	2,851
July	4,390	4,096
August	5,063	5,170
September	6,052	6,122
October	6,778	7,095
November	8,204	8,198
December	9,291	9,146
January	10,036	
February	11,292	
March	12,213	
April	12,455	
May	12,455	
June	12,455	

QUALITY

	Quantity	Base Number	Contract	AT	Region	England
% of FP17s for the same patient ID Re-attending within 3 months - Children	72	1,659	4.3%	9.4%	11.6%	11.8%
% of FP17s for the same patient ID Re-attending within 3 months - Adults	512	4,459	11.5%	12.6%	15.1%	15.6%
% of FP17s for the same patient ID Re-attending between 3 & 9 months - Children	1,094	1,659	65.9%	59.2%	59.9%	58.8%
% of FP17s for the same patient ID Re-attending between 3 & 9 months - Adults	2,660	4,459	59.7%	50.2%	52.0%	51.0%
% of FP17s for Band 1 Urgent Courses	299	5,416	5.5%	7.0%	8.0%	9.0%
% of FP17s Relating to Free Repair or Replacements	48	5,416	0.9%	0.8%	0.8%	0.8%
% of FP17s Relating to Continuations	56	5,416	1.0%	1.0%	0.9%	0.9%
% of Patients satisfied with the dentistry they have received	3	3	N/A	94.4%	93.6%	93.2%
% of Patients satisfied with the time they had to wait for an appointment	3	3	N/A	92.3%	88.6%	88.3%

* This is based on patients treated on this contract for their most recent course of treatment. Figures in italics indicate the base number of FP17s or Patient Questionnaire responses are less than 100. N/A is shown where the base number of responses is less than 10 during the period. % is calculated as Quantity/Base number*100

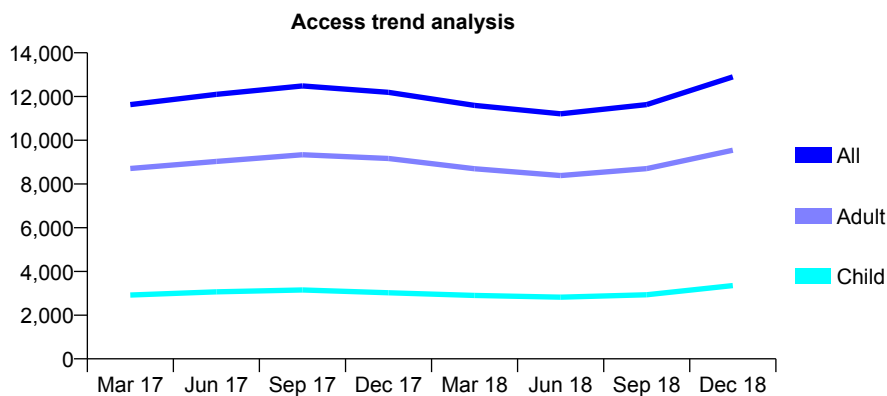
Q53 - Vital Signs At a Glance Contract Report for 910899/0001 - December 2018

Name or company name	MR NJ GIBB
Contract type name	GDS Contract
Purpose of contract	General
Contract start date	01/04/2006
Contract end date	

18/19 Contracted general activity (UDA)	30,266
Carry forward general activity (UDA)	-571
18/19 Contracted orthodontic activity (UOA)	0
Carry forward orthodontic activity (UOA)	0
Baseline contract value	£917,395.82

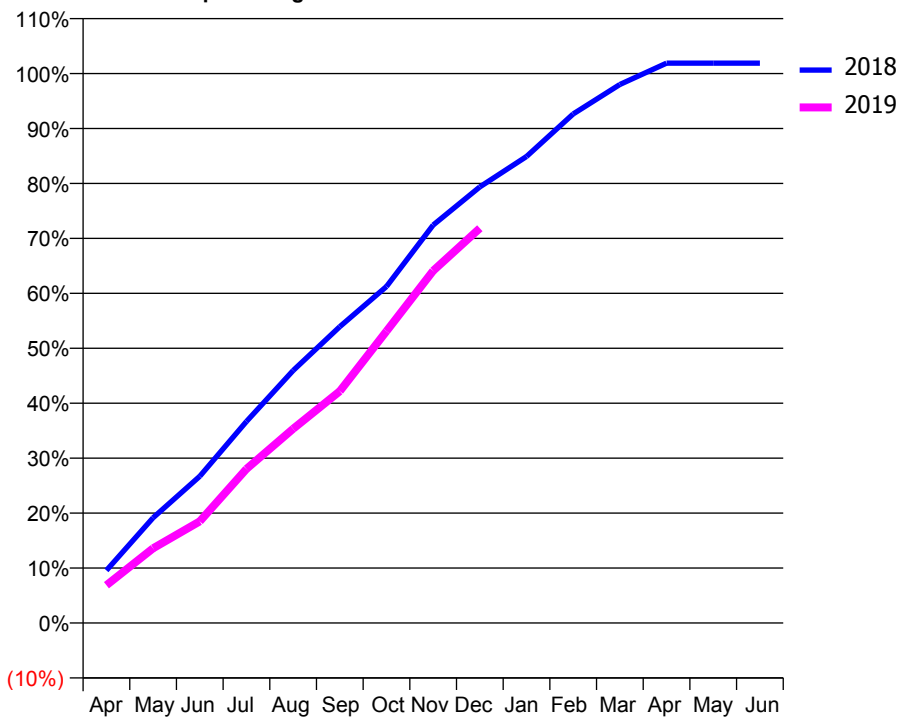
ACCESS*

Patients seen in 24 months	Total	Change since previous quarter
Quarter ending December 2017	12,193	
Quarter ending March 2018	11,592	↓
Quarter ending June 2018	11,207	↓
Quarter ending September 2018	11,632	↑
Quarter ending December 2018	12,896	↑
Variance since December 2017	5.8%	↑



ACTIVITY

Cumulative percentage of contracted UDA delivered 2018 & 2019



Month	Adjusted Scheduled Activity (UDA)	
	2018	2019
April	2,895	2,082
May	5,796	4,114
June	8,081	5,602
July	11,099	8,488
August	13,903	10,695
September	16,327	12,769
October	18,537	16,074
November	21,921	19,399
December	24,021	21,744
January	25,698	
February	28,040	
March	29,658	
April	30,837	
May	30,837	
June	30,837	

QUALITY

	Quantity	Base Number	Contract	AT	Region	England
% of FP17s for the same patient ID Re-attending within 3 months - Children	180	3,629	5.0%	9.4%	11.6%	11.8%
% of FP17s for the same patient ID Re-attending within 3 months - Adults	929	9,319	10.0%	12.6%	15.1%	15.6%
% of FP17s for the same patient ID Re-attending between 3 & 9 months - Children	1,711	3,629	47.1%	59.2%	59.9%	58.8%
% of FP17s for the same patient ID Re-attending between 3 & 9 months - Adults	3,546	9,319	38.1%	50.2%	52.0%	51.0%
% of FP17s for Band 1 Urgent Courses	1,085	12,430	8.7%	7.0%	8.0%	9.0%
% of FP17s Relating to Free Repair or Replacements	88	12,430	0.7%	0.8%	0.8%	0.8%
% of FP17s Relating to Continuations	168	12,430	1.4%	1.0%	0.9%	0.9%
% of Patients satisfied with the dentistry they have received	5	5	N/A	94.4%	93.6%	93.2%
% of Patients satisfied with the time they had to wait for an appointment	5	5	N/A	92.3%	88.6%	88.3%

* This is based on patients treated on this contract for their most recent course of treatment. Figures in italics indicate the base number of FP17s or Patient Questionnaire responses are less than 100. N/A is shown where the base number of responses is less than 10 during the period. % is calculated as Quantity/Base number*100

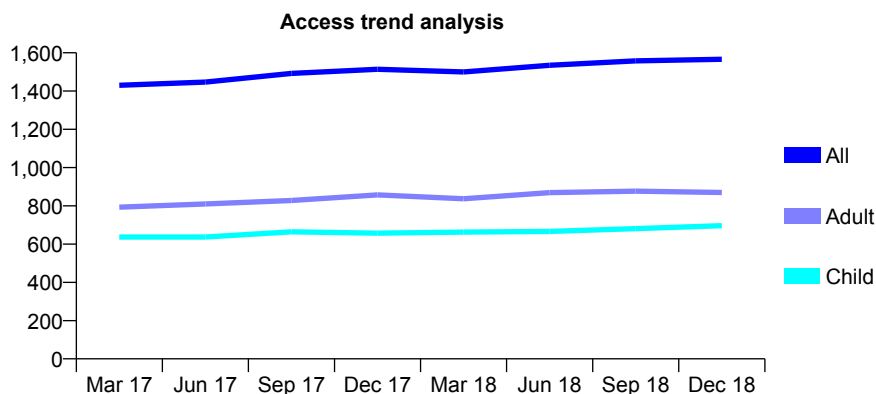
Q53 - Vital Signs At a Glance Contract Report for 911488/0001 - December 2018

Name or company name	MR AD LEE
Contract type name	GDS Contract
Purpose of contract	General
Contract start date	01/04/2006
Contract end date	

18/19 Contracted general activity (UDA)	6,333
Carry forward general activity (UDA)	-124
18/19 Contracted orthodontic activity (UOA)	0
Carry forward orthodontic activity (UOA)	0
Baseline contract value	£194,568.08

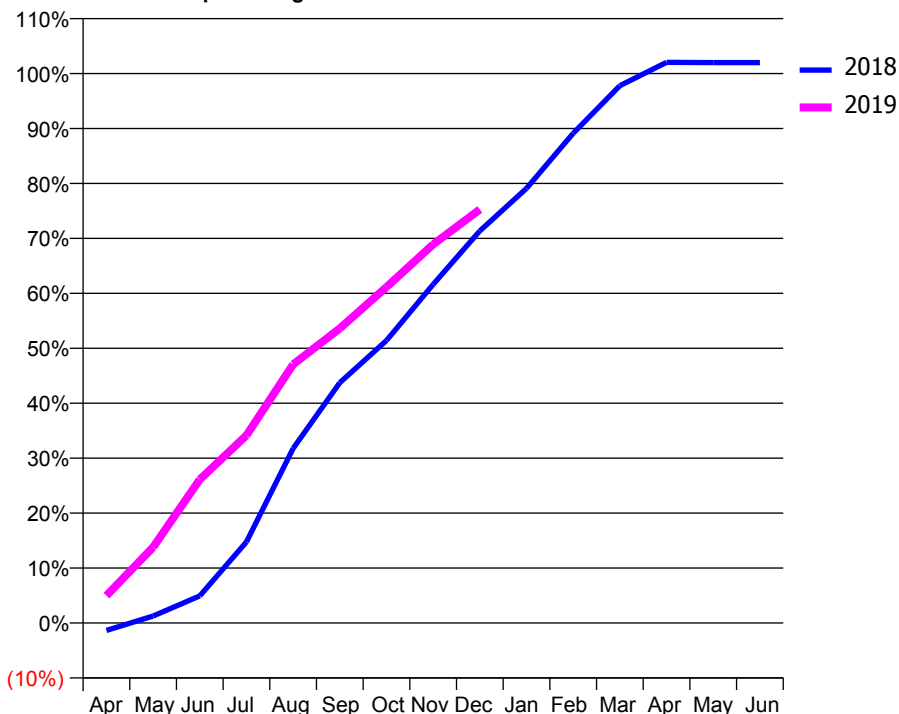
ACCESS*

Patients seen in 24 months	Total	Change since previous quarter
Quarter ending December 2017	1,514	
Quarter ending March 2018	1,500	→
Quarter ending June 2018	1,535	↑
Quarter ending September 2018	1,558	→
Quarter ending December 2018	1,566	→
Variance since December 2017	3.4%	↑



ACTIVITY

Cumulative percentage of contracted UDA delivered 2018 & 2019



Month	Adjusted Scheduled Activity (UDA)	
	2018	2019
April	-87	316
May	81	873
June	313	1,655
July	935	2,163
August	2,012	2,980
September	2,770	3,395
October	3,256	3,872
November	3,902	4,364
December	4,520	4,766
January	5,010	
February	5,645	
March	6,193	
April	6,461	
May	6,458	
June	6,458	

QUALITY

	Quantity	Base Number	Contract	AT	Region	England
% of FP17s for the same patient ID Re-attending within 3 months - Children	183	980	18.7%	9.4%	11.6%	11.8%
% of FP17s for the same patient ID Re-attending within 3 months - Adults	195	801	24.3%	12.6%	15.1%	15.6%
% of FP17s for the same patient ID Re-attending between 3 & 9 months - Children	560	980	57.1%	59.2%	59.9%	58.8%
% of FP17s for the same patient ID Re-attending between 3 & 9 months - Adults	271	801	33.8%	50.2%	52.0%	51.0%
% of FP17s for Band 1 Urgent Courses	105	1,693	6.2%	7.0%	8.0%	9.0%
% of FP17s Relating to Free Repair or Replacements	2	1,693	0.1%	0.8%	0.8%	0.8%
% of FP17s Relating to Continuations	53	1,693	3.1%	1.0%	0.9%	0.9%
% of Patients satisfied with the dentistry they have received	3	3	N/A	94.4%	93.6%	93.2%
% of Patients satisfied with the time they had to wait for an appointment	3	3	N/A	92.3%	88.6%	88.3%

* This is based on patients treated on this contract for their most recent course of treatment. Figures in italics indicate the base number of FP17s or Patient Questionnaire responses are less than 100. N/A is shown where the base number of responses is less than 10 during the period. % is calculated as Quantity/Base number*100

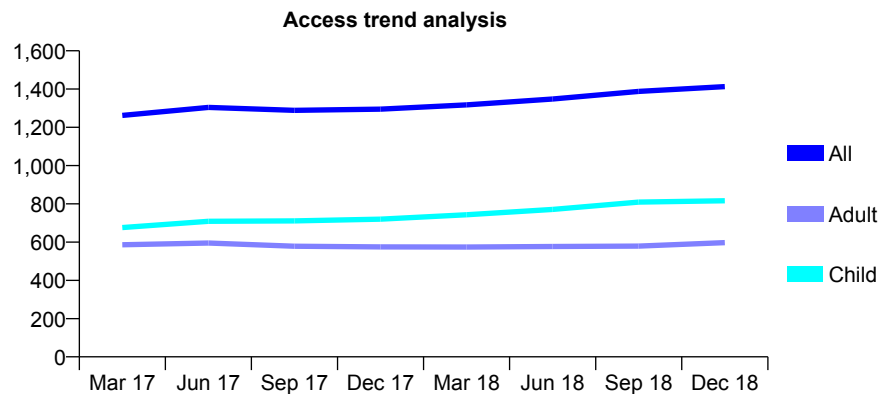
Q53 - Vital Signs At a Glance Contract Report for 913286/0001 - December 2018

Name or company name	Unique Smiles Alcester
Contract type name	GDS Contract
Purpose of contract	General
Contract start date	01/04/2006
Contract end date	

18/19 Contracted general activity (UDA)	3,036
Carry forward general activity (UDA)	-4
18/19 Contracted orthodontic activity (UOA)	0
Carry forward orthodontic activity (UOA)	0
Baseline contract value	£77,245.60

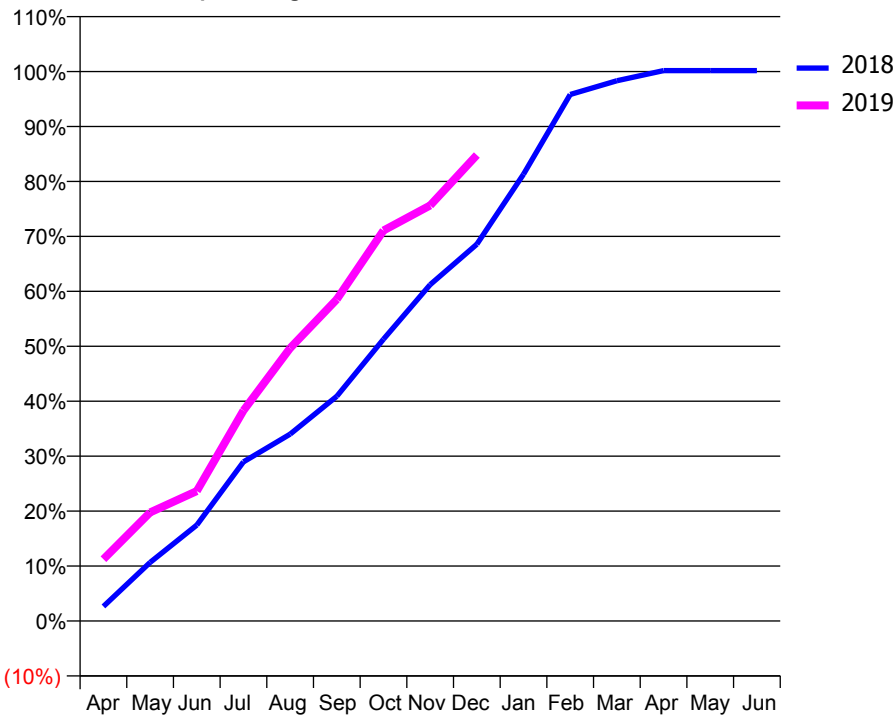
ACCESS*

Patients seen in 24 months	Total	Change since previous quarter
Quarter ending December 2017	1,295	
Quarter ending March 2018	1,317	→
Quarter ending June 2018	1,348	↑
Quarter ending September 2018	1,388	↑
Quarter ending December 2018	1,413	→
Variance since December 2017	9.1%	↑



ACTIVITY

Cumulative percentage of contracted UDA delivered 2018 & 2019



Month	Adjusted Scheduled Activity (UDA)	
	2018	2019
April	80	342
May	324	600
June	530	718
July	880	1,163
August	1,032	1,507
September	1,242	1,777
October	1,557	2,157
November	1,859	2,296
December	2,082	2,575
January	2,468	
February	2,909	
March	2,985	
April	3,041	
May	3,041	
June	3,041	

QUALITY

	Quantity	Base Number	Contract	AT	Region	England
% of FP17s for the same patient ID Re-attending within 3 months - Children	98	959	10.2%	9.4%	11.6%	11.8%
% of FP17s for the same patient ID Re-attending within 3 months - Adults	101	430	23.5%	12.6%	15.1%	15.6%
% of FP17s for the same patient ID Re-attending between 3 & 9 months - Children	583	959	60.8%	59.2%	59.9%	58.8%
% of FP17s for the same patient ID Re-attending between 3 & 9 months - Adults	178	430	41.4%	50.2%	52.0%	51.0%
% of FP17s for Band 1 Urgent Courses	73	1,348	5.4%	7.0%	8.0%	9.0%
% of FP17s Relating to Free Repair or Replacements	0	1,348	0.0%	0.8%	0.8%	0.8%
% of FP17s Relating to Continuations	1	1,348	0.1%	1.0%	0.9%	0.9%
% of Patients satisfied with the dentistry they have received	1	1	N/A	94.4%	93.6%	93.2%
% of Patients satisfied with the time they had to wait for an appointment	1	1	N/A	92.3%	88.6%	88.3%

* This is based on patients treated on this contract for their most recent course of treatment. Figures in italics indicate the base number of FP17s or Patient Questionnaire responses are less than 100. N/A is shown where the base number of responses is less than 10 during the period. % is calculated as Quantity/Base number*100

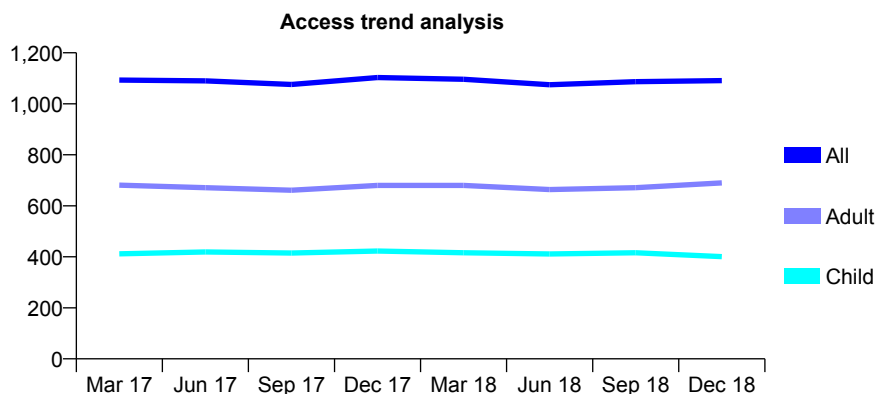
Q53 - Vital Signs At a Glance Contract Report for 917931/0001 - December 2018

Name or company name	MR M MEHRA
Contract type name	GDS Contract
Purpose of contract	General
Contract start date	01/04/2006
Contract end date	

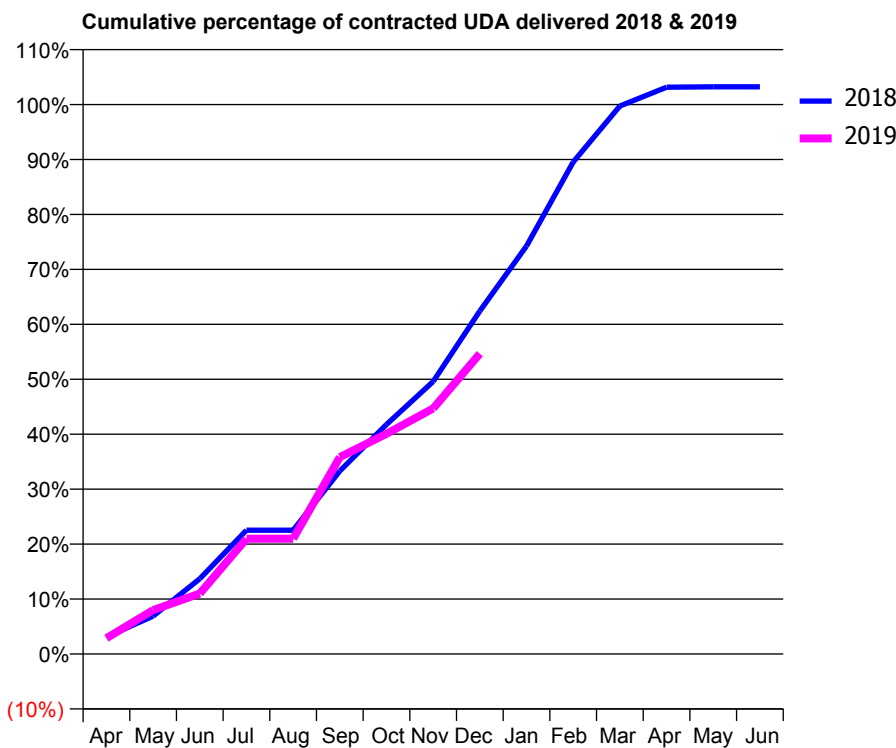
18/19 Contracted general activity (UDA)	2,267
Carry forward general activity (UDA)	-45
18/19 Contracted orthodontic activity (UOA)	0
Carry forward orthodontic activity (UOA)	0
Baseline contract value	£61,900.99

ACCESS*

Patients seen in 24 months	Total	Change since previous quarter
Quarter ending December 2017	1,103	
Quarter ending March 2018	1,096	→
Quarter ending June 2018	1,075	↓
Quarter ending September 2018	1,087	→
Quarter ending December 2018	1,091	→
Variance since December 2017	(1.1%)	↓



ACTIVITY



Month	Adjusted Scheduled Activity (UDA)	
	2018	2019
April	70	65
May	156	181
June	311	250
July	511	476
August	511	476
September	755	812
October	947	908
November	1,124	1,013
December	1,415	1,239
January	1,683	
February	2,030	
March	2,261	
April	2,338	
May	2,340	
June	2,340	

QUALITY

	Quantity	Base Number	Contract	AT	Region	England
% of FP17s for the same patient ID Re-attending within 3 months - Children	14	471	3.0%	9.4%	11.6%	11.8%
% of FP17s for the same patient ID Re-attending within 3 months - Adults	16	340	4.7%	12.6%	15.1%	15.6%
% of FP17s for the same patient ID Re-attending between 3 & 9 months - Children	317	471	67.3%	59.2%	59.9%	58.8%
% of FP17s for the same patient ID Re-attending between 3 & 9 months - Adults	176	340	51.8%	50.2%	52.0%	51.0%
% of FP17s for Band 1 Urgent Courses	17	748	2.3%	7.0%	8.0%	9.0%
% of FP17s Relating to Free Repair or Replacements	0	748	0.0%	0.8%	0.8%	0.8%
% of FP17s Relating to Continuations	0	748	0.0%	1.0%	0.9%	0.9%
% of Patients satisfied with the dentistry they have received	0	0	N/A	94.4%	93.6%	93.2%
% of Patients satisfied with the time they had to wait for an appointment	0	0	N/A	92.3%	88.6%	88.3%

* This is based on patients treated on this contract for their most recent course of treatment. Figures in italics indicate the base number of FP17s or Patient Questionnaire responses are less than 100. N/A is shown where the base number of responses is less than 10 during the period. % is calculated as Quantity/Base number*100

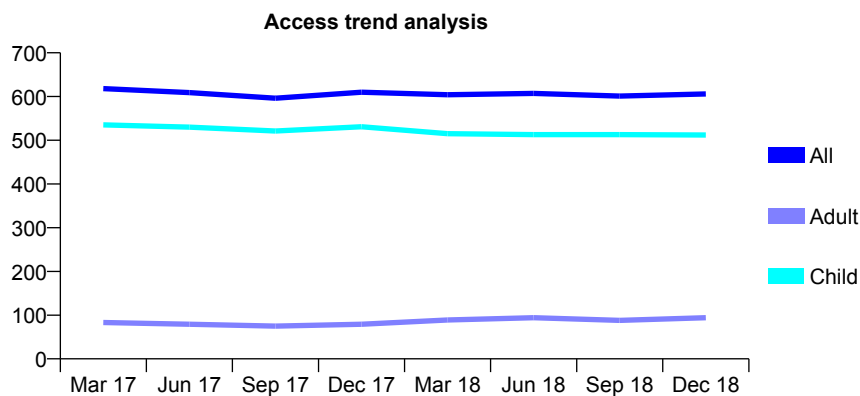
Q53 - Vital Signs At a Glance Contract Report for 920991/0001 - December 2018

Name or company name	MR RA COLEBOURNE
Contract type name	GDS Contract
Purpose of contract	General
Contract start date	01/04/2006
Contract end date	

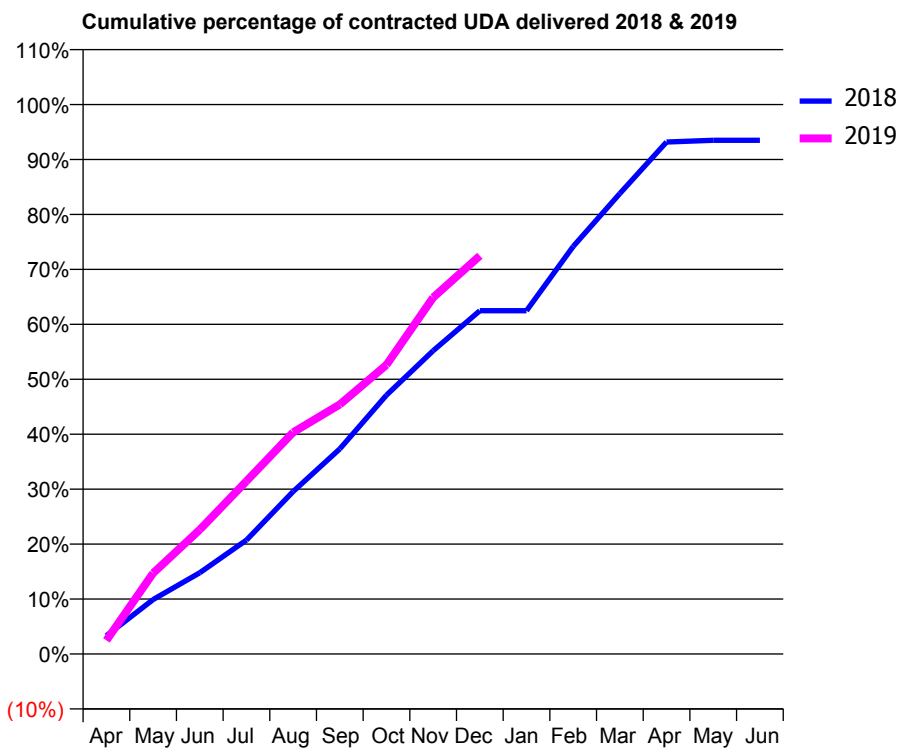
18/19 Contracted general activity (UDA)	1,255
Carry forward general activity (UDA)	0
18/19 Contracted orthodontic activity (UOA)	0
Carry forward orthodontic activity (UOA)	0
Baseline contract value	£34,833.33

ACCESS*

Patients seen in 24 months	Total	Change since previous quarter
Quarter ending December 2017	610	
Quarter ending March 2018	604	→
Quarter ending June 2018	607	→
Quarter ending September 2018	601	→
Quarter ending December 2018	606	→
Variance since December 2017	(0.7%)	→



ACTIVITY



Month	Adjusted Scheduled Activity (UDA)	
	2018	2019
April	42	31
May	124	185
June	186	284
July	260	395
August	371	506
September	468	570
October	591	660
November	693	814
December	784	910
January	784	
February	931	
March	1,052	
April	1,169	
May	1,173	
June	1,173	

QUALITY

	Quantity	Base Number	Contract	AT	Region	England
% of FP17s for the same patient ID Re-attending within 3 months - Children	34	736	4.6%	9.4%	11.6%	11.8%
% of FP17s for the same patient ID Re-attending within 3 months - Adults	4	44	9.1%	12.6%	15.1%	15.6%
% of FP17s for the same patient ID Re-attending between 3 & 9 months - Children	580	736	78.8%	59.2%	59.9%	58.8%
% of FP17s for the same patient ID Re-attending between 3 & 9 months - Adults	32	44	72.7%	50.2%	52.0%	51.0%
% of FP17s for Band 1 Urgent Courses	25	688	3.6%	7.0%	8.0%	9.0%
% of FP17s Relating to Free Repair or Replacements	0	688	0.0%	0.8%	0.8%	0.8%
% of FP17s Relating to Continuations	0	688	0.0%	1.0%	0.9%	0.9%
% of Patients satisfied with the dentistry they have received	1	1	N/A	94.4%	93.6%	93.2%
% of Patients satisfied with the time they had to wait for an appointment	1	1	N/A	92.3%	88.6%	88.3%

* This is based on patients treated on this contract for their most recent course of treatment. Figures in italics indicate the base number of FP17s or Patient Questionnaire responses are less than 100. N/A is shown where the base number of responses is less than 10 during the period. % is calculated as Quantity/Base number*100

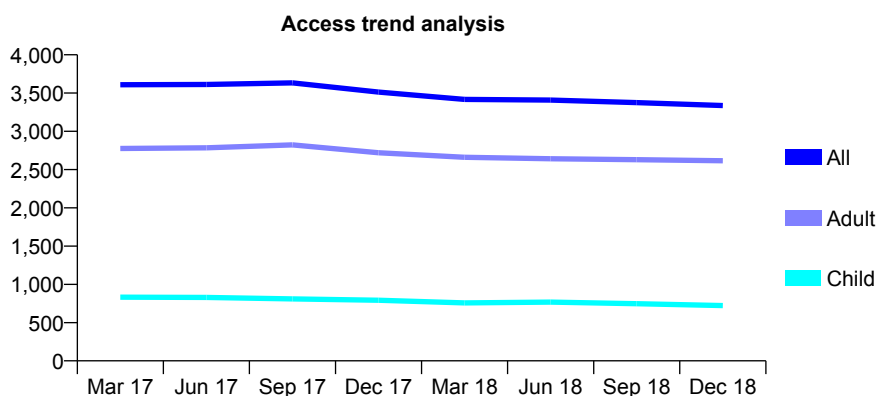
Q53 - Vital Signs At a Glance Contract Report for 923168/0001 - December 2018

Name or company name	MR ME WINT
Contract type name	GDS Contract
Purpose of contract	General
Contract start date	01/04/2006
Contract end date	

18/19 Contracted general activity (UDA)	7,833
Carry forward general activity (UDA)	-156
18/19 Contracted orthodontic activity (UOA)	0
Carry forward orthodontic activity (UOA)	0
Baseline contract value	£238,930.19

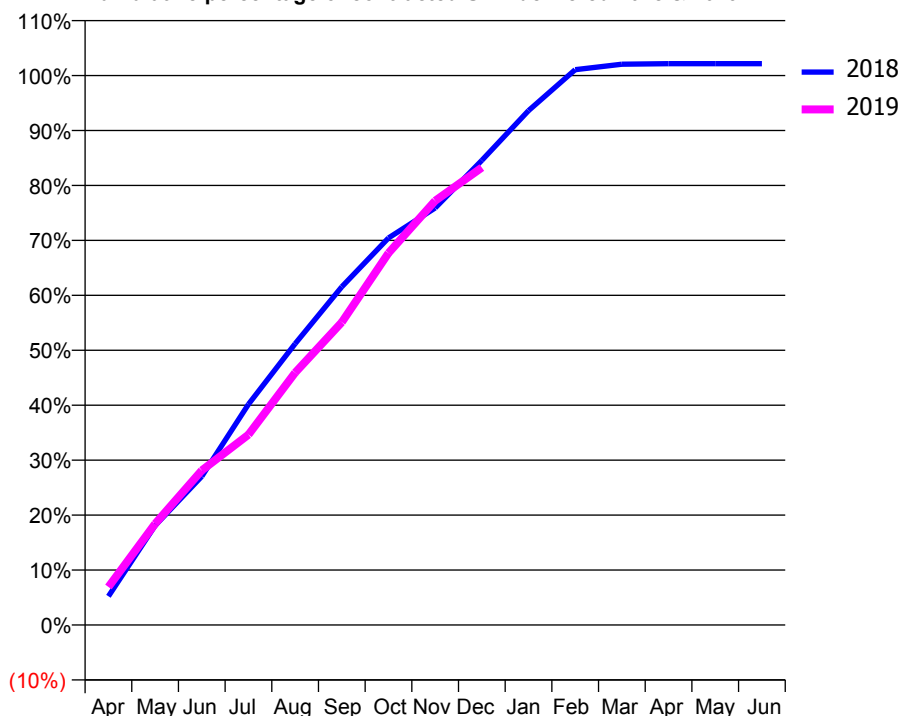
ACCESS*

Patients seen in 24 months	Total	Change since previous quarter
Quarter ending December 2017	3,512	
Quarter ending March 2018	3,417	↓
Quarter ending June 2018	3,409	→
Quarter ending September 2018	3,376	→
Quarter ending December 2018	3,337	↓
Variance since December 2017	(5.0%)	↓



ACTIVITY

Cumulative percentage of contracted UDA delivered 2018 & 2019



Adjusted Scheduled Activity (UDA)

Month	2018	2019
April	410	543
May	1,416	1,444
June	2,119	2,204
July	3,147	2,713
August	4,010	3,597
September	4,821	4,316
October	5,518	5,302
November	5,946	6,047
December	6,624	6,521
January	7,332	
February	7,917	
March	7,993	
April	8,002	
May	8,002	
June	8,002	

QUALITY

	Quantity	Base Number	Contract	AT	Region	England
% of FP17s for the same patient ID Re-attending within 3 months - Children	55	897	6.1%	9.4%	11.6%	11.8%
% of FP17s for the same patient ID Re-attending within 3 months - Adults	526	2,836	18.5%	12.6%	15.1%	15.6%
% of FP17s for the same patient ID Re-attending between 3 & 9 months - Children	535	897	59.6%	59.2%	59.9%	58.8%
% of FP17s for the same patient ID Re-attending between 3 & 9 months - Adults	1,034	2,836	36.5%	50.2%	52.0%	51.0%
% of FP17s for Band 1 Urgent Courses	387	3,727	10.4%	7.0%	8.0%	9.0%
% of FP17s Relating to Free Repair or Replacements	43	3,727	1.2%	0.8%	0.8%	0.8%
% of FP17s Relating to Continuations	42	3,727	1.1%	1.0%	0.9%	0.9%
% of Patients satisfied with the dentistry they have received	3	3	N/A	94.4%	93.6%	93.2%
% of Patients satisfied with the time they had to wait for an appointment	3	3	N/A	92.3%	88.6%	88.3%

* This is based on patients treated on this contract for their most recent course of treatment. Figures in italics indicate the base number of FP17s or Patient Questionnaire responses are less than 100. N/A is shown where the base number of responses is less than 10 during the period. % is calculated as Quantity/Base number*100

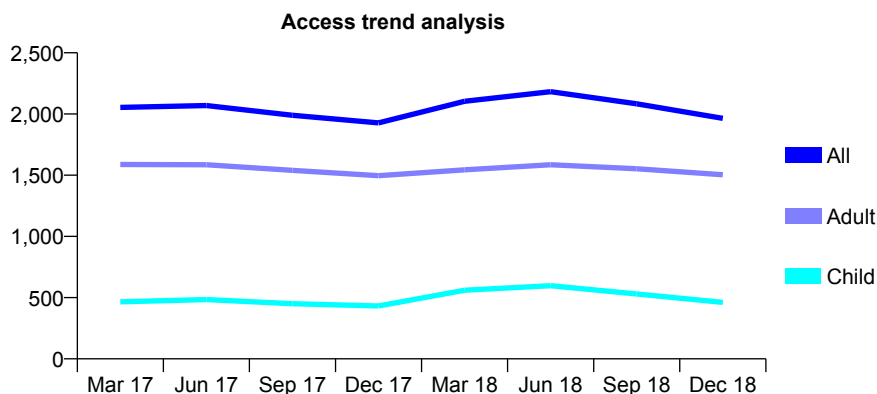
Q53 - Vital Signs At a Glance Contract Report for 925926/0001 - December 2018

Name or company name	MR PK MAHAPATRA
Contract type name	GDS Contract
Purpose of contract	General
Contract start date	01/04/2006
Contract end date	

18/19 Contracted general activity (UDA)	6,138
Carry forward general activity (UDA)	214
18/19 Contracted orthodontic activity (UOA)	0
Carry forward orthodontic activity (UOA)	0
Baseline contract value	£186,046.12

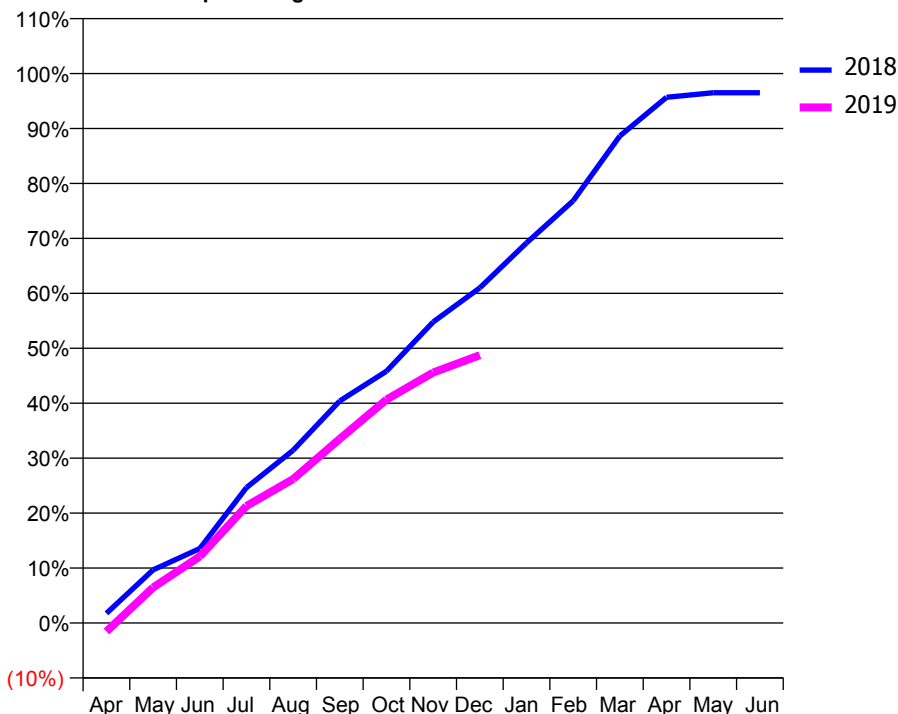
ACCESS*

Patients seen in 24 months	Total	Change since previous quarter
Quarter ending December 2017	1,928	
Quarter ending March 2018	2,104	↑
Quarter ending June 2018	2,183	↑
Quarter ending September 2018	2,083	↓
Quarter ending December 2018	1,965	↓
Variance since December 2017	1.9%	→



ACTIVITY

Cumulative percentage of contracted UDA delivered 2018 & 2019



Month	Adjusted Scheduled Activity (UDA)	
	2018	2019
April	108	-97
May	593	396
June	832	744
July	1,513	1,307
August	1,930	1,607
September	2,480	2,058
October	2,813	2,495
November	3,363	2,798
December	3,744	2,992
January	4,246	
February	4,717	
March	5,441	
April	5,873	
May	5,923	
June	5,923	

QUALITY

	Quantity	Base Number	Contract	AT	Region	England
% of FP17s for the same patient ID Re-attending within 3 months - Children	13	480	2.7%	9.4%	11.6%	11.8%
% of FP17s for the same patient ID Re-attending within 3 months - Adults	210	1,420	14.8%	12.6%	15.1%	15.6%
% of FP17s for the same patient ID Re-attending between 3 & 9 months - Children	222	480	46.3%	59.2%	59.9%	58.8%
% of FP17s for the same patient ID Re-attending between 3 & 9 months - Adults	719	1,420	50.6%	50.2%	52.0%	51.0%
% of FP17s for Band 1 Urgent Courses	122	1,638	7.4%	7.0%	8.0%	9.0%
% of FP17s Relating to Free Repair or Replacements	30	1,638	1.8%	0.8%	0.8%	0.8%
% of FP17s Relating to Continuations	14	1,638	0.9%	1.0%	0.9%	0.9%
% of Patients satisfied with the dentistry they have received	5	5	N/A	94.4%	93.6%	93.2%
% of Patients satisfied with the time they had to wait for an appointment	5	5	N/A	92.3%	88.6%	88.3%

* This is based on patients treated on this contract for their most recent course of treatment. Figures in italics indicate the base number of FP17s or Patient Questionnaire responses are less than 100. N/A is shown where the base number of responses is less than 10 during the period. % is calculated as Quantity/Base number*100

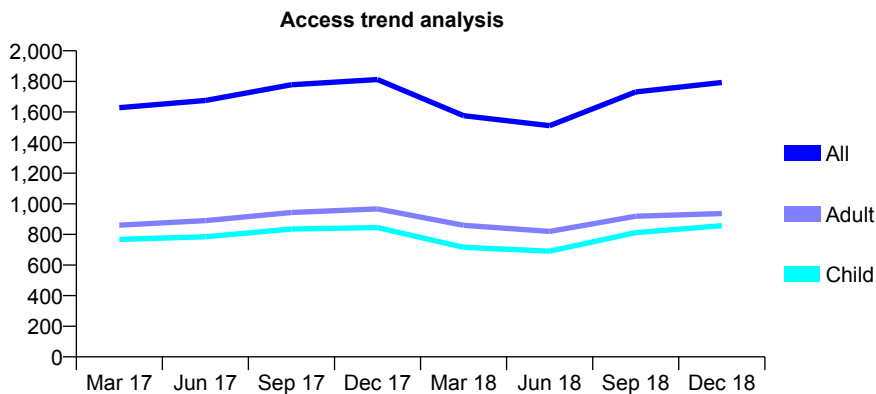
Q53 - Vital Signs At a Glance Contract Report for 925926/0002 - December 2018

Name or company name	MR PK MAHAPATRA
Contract type name	GDS Contract
Purpose of contract	General and Orthodontic
Contract start date	01/02/2013
Contract end date	

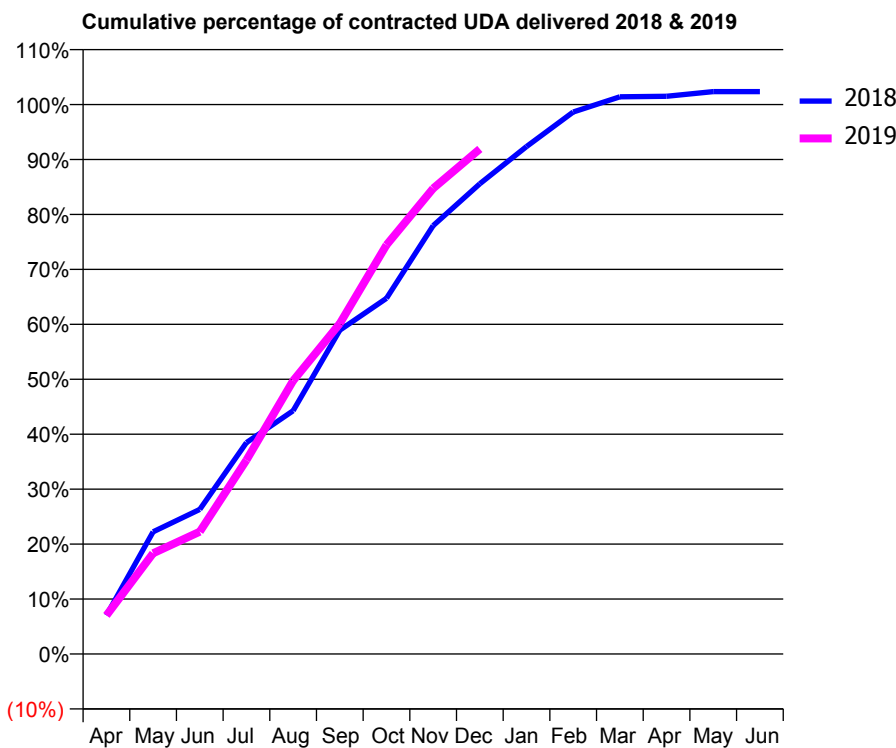
18/19 Contracted general activity (UDA)	3,200
Carry forward general activity (UDA)	-64
18/19 Contracted orthodontic activity (UOA)	2,404
Carry forward orthodontic activity (UOA)	0
Baseline contract value	£267,386.18

ACCESS*

Patients seen in 24 months	Total	Change since previous quarter
Quarter ending December 2017	1,812	
Quarter ending March 2018	1,576	↓
Quarter ending June 2018	1,511	↓
Quarter ending September 2018	1,731	↑
Quarter ending December 2018	1,793	↑
Variance since December 2017	(1.0%)	↓



ACTIVITY



Adjusted Scheduled Activity (UDA)		
Month	2018	2019
April	225	225
May	711	587
June	842	712
July	1,231	1,130
August	1,417	1,591
September	1,886	1,925
October	2,072	2,382
November	2,495	2,712
December	2,738	2,941
January	2,955	
February	3,156	
March	3,245	
April	3,248	
May	3,275	
June	3,275	

QUALITY

	Quantity	Base Number	Contract	AT	Region	England
% of FP17s for the same patient ID Re-attending within 3 months - Children	81	1,095	7.4%	9.4%	11.6%	11.8%
% of FP17s for the same patient ID Re-attending within 3 months - Adults	76	836	9.1%	12.6%	15.1%	15.6%
% of FP17s for the same patient ID Re-attending between 3 & 9 months - Children	346	1,095	31.6%	59.2%	59.9%	58.8%
% of FP17s for the same patient ID Re-attending between 3 & 9 months - Adults	296	836	35.4%	50.2%	52.0%	51.0%
% of FP17s for Band 1 Urgent Courses	77	1,594	4.8%	7.0%	8.0%	9.0%
% of FP17s Relating to Free Repair or Replacements	1	1,594	0.1%	0.8%	0.8%	0.8%
% of FP17s Relating to Continuations	3	1,594	0.2%	1.0%	0.9%	0.9%
% of Patients satisfied with the dentistry they have received	5	6	N/A	94.4%	93.6%	93.2%
% of Patients satisfied with the time they had to wait for an appointment	4	6	N/A	92.3%	88.6%	88.3%

* This is based on patients treated on this contract for their most recent course of treatment. Figures in italics indicate the base number of FP17s or Patient Questionnaire responses are less than 100. N/A is shown where the base number of responses is less than 10 during the period. % is calculated as Quantity/Base number*100

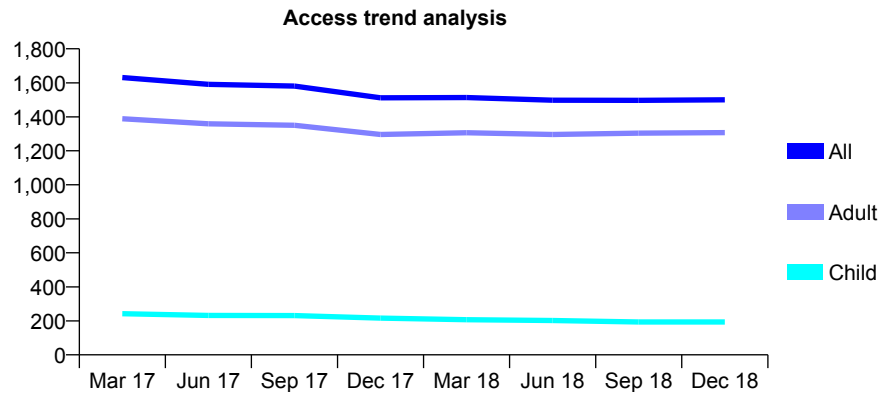
Q53 - Vital Signs At a Glance Contract Report for 926914/0001 - December 2018

Name or company name	MR LZ BRYNIARSKI
Contract type name	GDS Contract
Purpose of contract	General
Contract start date	01/02/2008
Contract end date	

18/19 Contracted general activity (UDA)	5,000
Carry forward general activity (UDA)	170
18/19 Contracted orthodontic activity (UOA)	0
Carry forward orthodontic activity (UOA)	0
Baseline contract value	£142,854.37

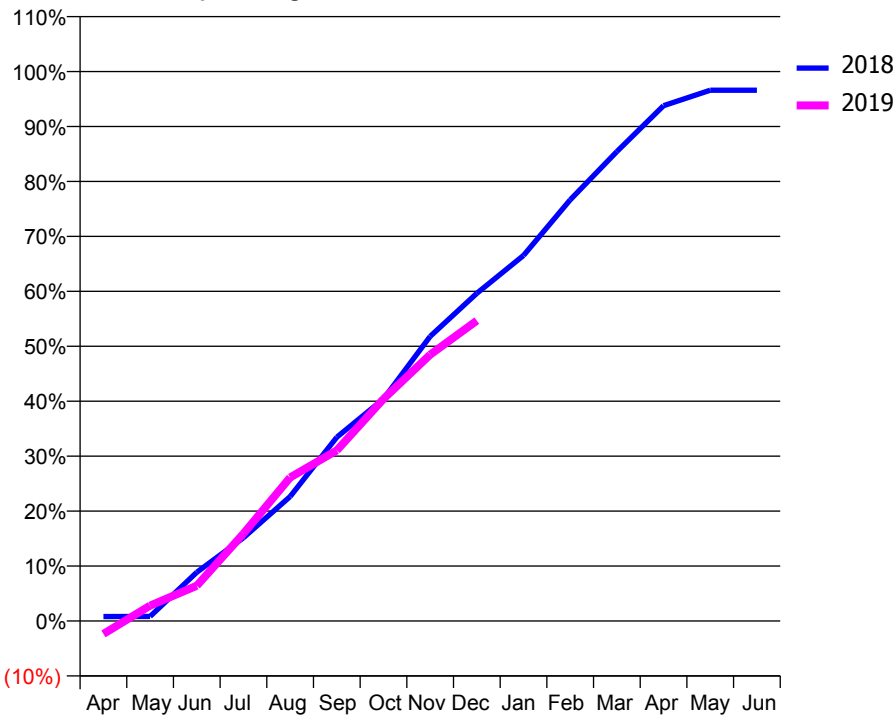
ACCESS*

Patients seen in 24 months	Total	Change since previous quarter
Quarter ending December 2017	1,512	
Quarter ending March 2018	1,513	→
Quarter ending June 2018	1,498	→
Quarter ending September 2018	1,497	→
Quarter ending December 2018	1,500	→
Variance since December 2017	(0.8%)	→



ACTIVITY

Cumulative percentage of contracted UDA delivered 2018 & 2019



Month	Adjusted Scheduled Activity (UDA)	
	2018	2019
April	41	-118
May	42	140
June	444	321
July	758	796
August	1,132	1,307
September	1,672	1,553
October	2,020	2,020
November	2,589	2,423
December	2,982	2,733
January	3,326	
February	3,832	
March	4,271	
April	4,689	
May	4,830	
June	4,830	

QUALITY

	Quantity	Base Number	Contract	AT	Region	England
% of FP17s for the same patient ID Re-attending within 3 months - Children	7	207	3.4%	9.4%	11.6%	11.8%
% of FP17s for the same patient ID Re-attending within 3 months - Adults	243	1,508	16.1%	12.6%	15.1%	15.6%
% of FP17s for the same patient ID Re-attending between 3 & 9 months - Children	119	207	57.5%	59.2%	59.9%	58.8%
% of FP17s for the same patient ID Re-attending between 3 & 9 months - Adults	899	1,508	59.6%	50.2%	52.0%	51.0%
% of FP17s for Band 1 Urgent Courses	99	1,472	6.7%	7.0%	8.0%	9.0%
% of FP17s Relating to Free Repair or Replacements	9	1,472	0.6%	0.8%	0.8%	0.8%
% of FP17s Relating to Continuations	21	1,472	1.4%	1.0%	0.9%	0.9%
% of Patients satisfied with the dentistry they have received	2	2	N/A	94.4%	93.6%	93.2%
% of Patients satisfied with the time they had to wait for an appointment	2	2	N/A	92.3%	88.6%	88.3%

* This is based on patients treated on this contract for their most recent course of treatment. Figures in italics indicate the base number of FP17s or Patient Questionnaire responses are less than 100. N/A is shown where the base number of responses is less than 10 during the period. % is calculated as Quantity/Base number*100

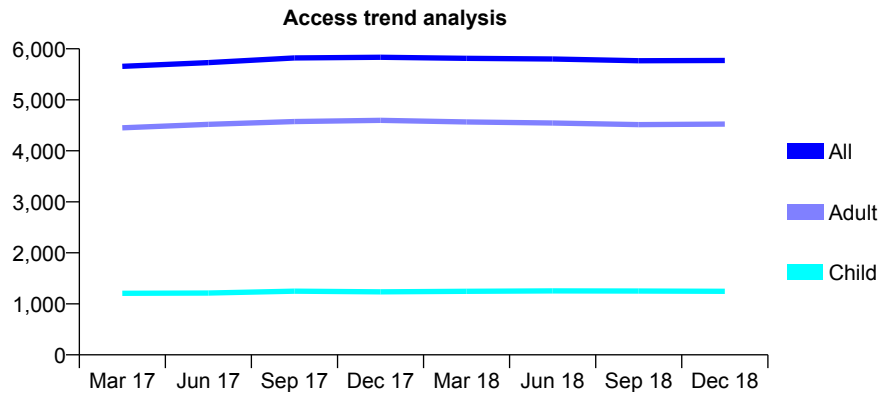
Q53 - Vital Signs At a Glance Contract Report for 927724/0001 - December 2018

Name or company name	MR SS DEHAL
Contract type name	GDS Contract
Purpose of contract	General
Contract start date	01/04/2006
Contract end date	

18/19 Contracted general activity (UDA)	18,430
Carry forward general activity (UDA)	0
18/19 Contracted orthodontic activity (UOA)	0
Carry forward orthodontic activity (UOA)	0
Baseline contract value	£558,297.26

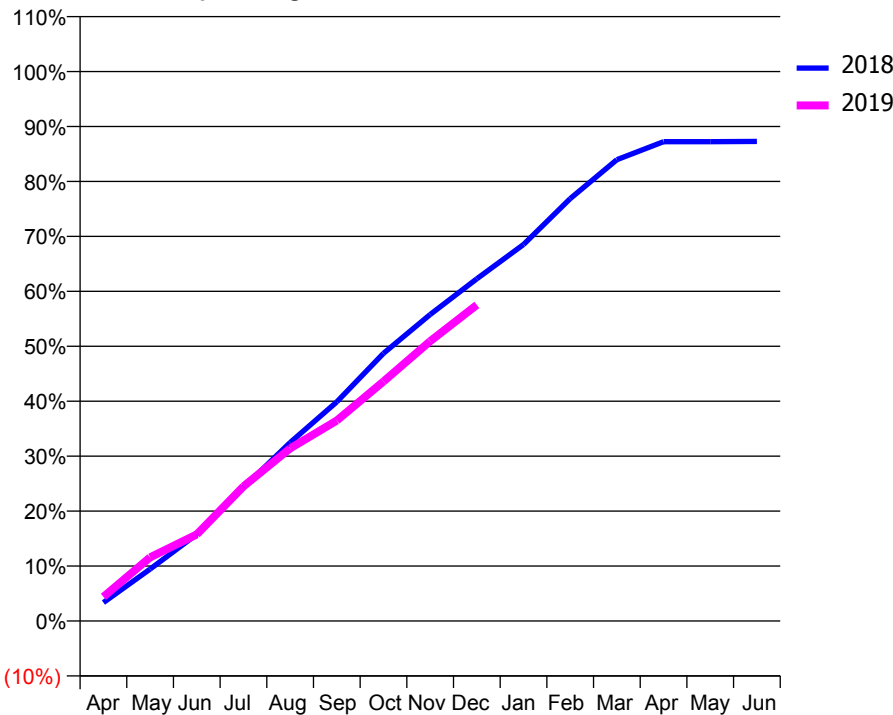
ACCESS*

Patients seen in 24 months	Total	Change since previous quarter
Quarter ending December 2017	5,833	
Quarter ending March 2018	5,812	→
Quarter ending June 2018	5,800	→
Quarter ending September 2018	5,765	→
Quarter ending December 2018	5,770	→
Variance since December 2017	(1.1%)	↓



ACTIVITY

Cumulative percentage of contracted UDA delivered 2018 & 2019



Month	Adjusted Scheduled Activity (UDA)	
	2018	2019
April	619	813
May	1,744	2,134
June	2,907	2,906
July	4,481	4,515
August	5,985	5,790
September	7,350	6,723
October	8,979	8,034
November	10,280	9,387
December	11,477	10,600
January	12,629	
February	14,166	
March	15,473	
April	16,077	
May	16,074	
June	16,086	

QUALITY

	Quantity	Base Number	Contract	AT	Region	England
% of FP17s for the same patient ID Re-attending within 3 months - Children	102	1,356	7.5%	9.4%	11.6%	11.8%
% of FP17s for the same patient ID Re-attending within 3 months - Adults	570	4,645	12.3%	12.6%	15.1%	15.6%
% of FP17s for the same patient ID Re-attending between 3 & 9 months - Children	871	1,356	64.2%	59.2%	59.9%	58.8%
% of FP17s for the same patient ID Re-attending between 3 & 9 months - Adults	2,822	4,645	60.8%	50.2%	52.0%	51.0%
% of FP17s for Band 1 Urgent Courses	443	5,739	7.7%	7.0%	8.0%	9.0%
% of FP17s Relating to Free Repair or Replacements	76	5,739	1.3%	0.8%	0.8%	0.8%
% of FP17s Relating to Continuations	32	5,739	0.6%	1.0%	0.9%	0.9%
% of Patients satisfied with the dentistry they have received	3	3	N/A	94.4%	93.6%	93.2%
% of Patients satisfied with the time they had to wait for an appointment	3	3	N/A	92.3%	88.6%	88.3%

* This is based on patients treated on this contract for their most recent course of treatment. Figures in italics indicate the base number of FP17s or Patient Questionnaire responses are less than 100. N/A is shown where the base number of responses is less than 10 during the period. % is calculated as Quantity/Base number*100

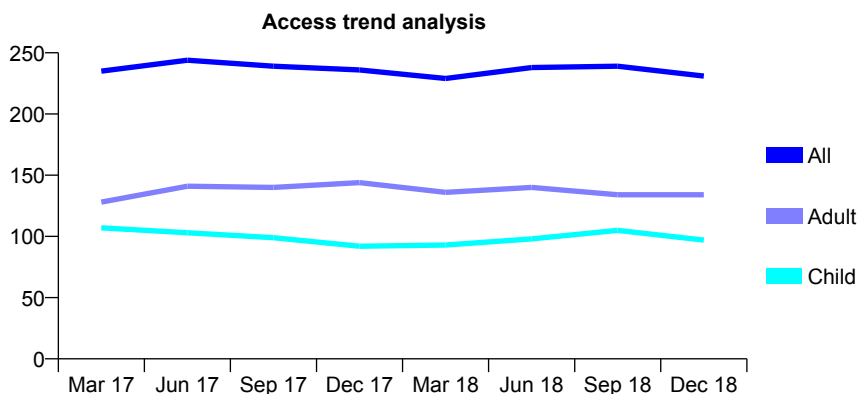
Q53 - Vital Signs At a Glance Contract Report for 931438/0001 - December 2018

Name or company name	MR JS HEER
Contract type name	GDS Contract
Purpose of contract	General
Contract start date	01/04/2006
Contract end date	

18/19 Contracted general activity (UDA)	447
Carry forward general activity (UDA)	-8
18/19 Contracted orthodontic activity (UOA)	0
Carry forward orthodontic activity (UOA)	0
Baseline contract value	£11,726.50

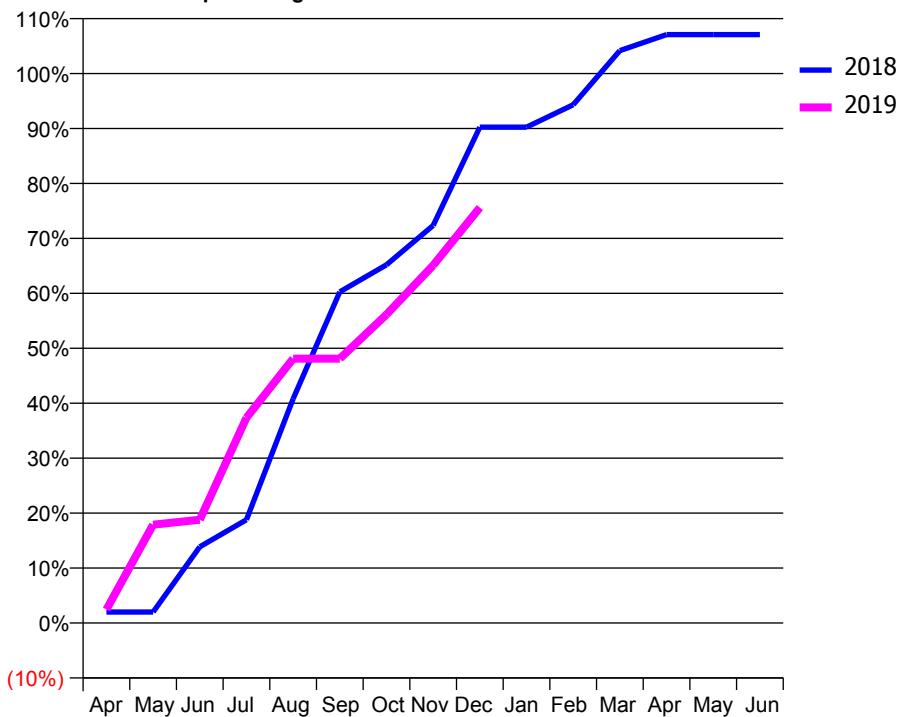
ACCESS*

Patients seen in 24 months	Total	Change since previous quarter
Quarter ending December 2017	236	
Quarter ending March 2018	229	↓
Quarter ending June 2018	238	↑
Quarter ending September 2018	239	→
Quarter ending December 2018	231	↓
Variance since December 2017	(2.1%)	↓



ACTIVITY

Cumulative percentage of contracted UDA delivered 2018 & 2019



Month	Adjusted Scheduled Activity (UDA)	
	2018	2019
April	9	11
May	9	80
June	62	84
July	84	167
August	182	215
September	269	215
October	291	251
November	323	291
December	403	338
January	403	
February	422	
March	466	
April	479	
May	479	
June	479	

QUALITY

	Quantity	Base Number	Contract	AT	Region	England
% of FP17s for the same patient ID Re-attending within 3 months - Children	2	72	2.8%	9.4%	11.6%	11.8%
% of FP17s for the same patient ID Re-attending within 3 months - Adults	5	94	5.3%	12.6%	15.1%	15.6%
% of FP17s for the same patient ID Re-attending between 3 & 9 months - Children	16	72	22.2%	59.2%	59.9%	58.8%
% of FP17s for the same patient ID Re-attending between 3 & 9 months - Adults	37	94	39.4%	50.2%	52.0%	51.0%
% of FP17s for Band 1 Urgent Courses	0	159	0.0%	7.0%	8.0%	9.0%
% of FP17s Relating to Free Repair or Replacements	0	159	0.0%	0.8%	0.8%	0.8%
% of FP17s Relating to Continuations	0	159	0.0%	1.0%	0.9%	0.9%
% of Patients satisfied with the dentistry they have received	0	0	N/A	94.4%	93.6%	93.2%
% of Patients satisfied with the time they had to wait for an appointment	0	0	N/A	92.3%	88.6%	88.3%

* This is based on patients treated on this contract for their most recent course of treatment. Figures in italics indicate the base number of FP17s or Patient Questionnaire responses are less than 100. N/A is shown where the base number of responses is less than 10 during the period. % is calculated as Quantity/Base number*100

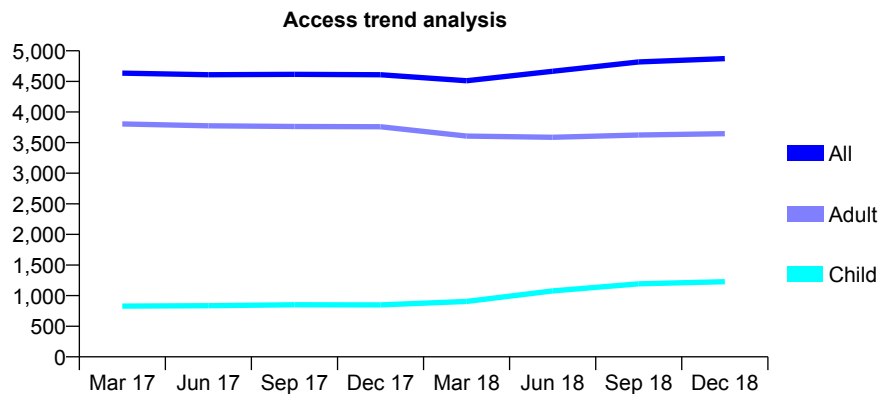
Q53 - Vital Signs At a Glance Contract Report for 931632/0001 - December 2018

Name or company name	MR T MIRZA
Contract type name	GDS Contract
Purpose of contract	General
Contract start date	10/07/2006
Contract end date	

18/19 Contracted general activity (UDA)	16,398
Carry forward general activity (UDA)	285
18/19 Contracted orthodontic activity (UOA)	0
Carry forward orthodontic activity (UOA)	0
Baseline contract value	£432,933.17

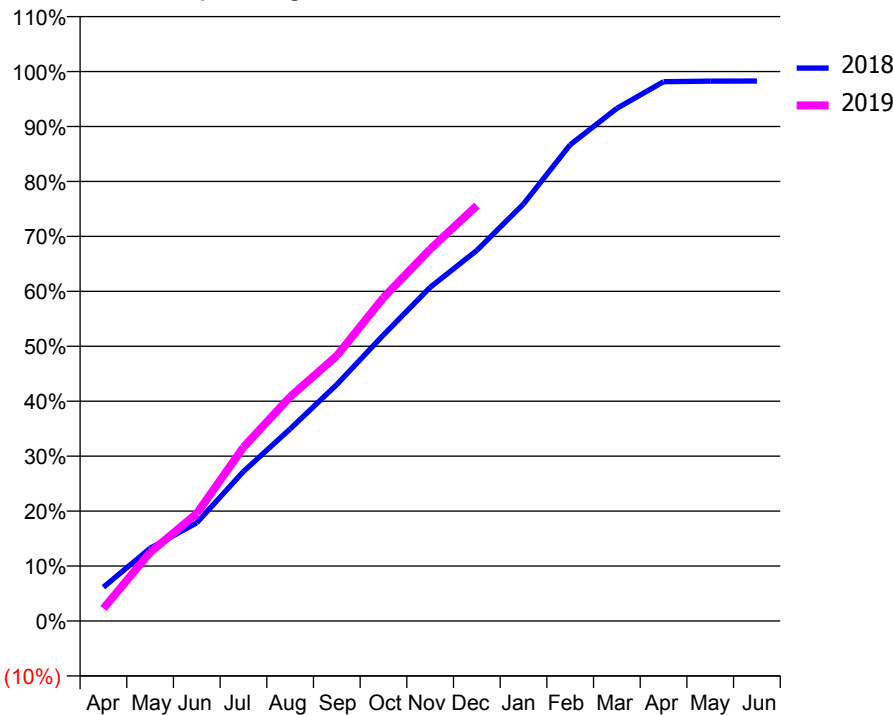
ACCESS*

Patients seen in 24 months	Total	Change since previous quarter
Quarter ending December 2017	4,609	
Quarter ending March 2018	4,511	↓
Quarter ending June 2018	4,666	↑
Quarter ending September 2018	4,818	↑
Quarter ending December 2018	4,873	→
Variance since December 2017	5.7%	↑



ACTIVITY

Cumulative percentage of contracted UDA delivered 2018 & 2019



Month	Adjusted Scheduled Activity (UDA)	
	2018	2019
April	1,010	378
May	2,169	2,045
June	2,931	3,208
July	4,463	5,189
August	5,732	6,693
September	7,058	7,918
October	8,539	9,651
November	9,956	11,095
December	11,059	12,399
January	12,446	
February	14,212	
March	15,296	
April	16,094	
May	16,110	
June	16,112	

QUALITY

	Quantity	Base Number	Contract	AT	Region	England
% of FP17s for the same patient ID Re-attending within 3 months - Children	56	1,481	3.8%	9.4%	11.6%	11.8%
% of FP17s for the same patient ID Re-attending within 3 months - Adults	447	4,307	10.4%	12.6%	15.1%	15.6%
% of FP17s for the same patient ID Re-attending between 3 & 9 months - Children	682	1,481	46.0%	59.2%	59.9%	58.8%
% of FP17s for the same patient ID Re-attending between 3 & 9 months - Adults	2,612	4,307	60.6%	50.2%	52.0%	51.0%
% of FP17s for Band 1 Urgent Courses	278	5,510	5.0%	7.0%	8.0%	9.0%
% of FP17s Relating to Free Repair or Replacements	76	5,510	1.4%	0.8%	0.8%	0.8%
% of FP17s Relating to Continuations	86	5,510	1.6%	1.0%	0.9%	0.9%
% of Patients satisfied with the dentistry they have received	4	4	N/A	94.4%	93.6%	93.2%
% of Patients satisfied with the time they had to wait for an appointment	3	4	N/A	92.3%	88.6%	88.3%

* This is based on patients treated on this contract for their most recent course of treatment. Figures in italics indicate the base number of FP17s or Patient Questionnaire responses are less than 100. N/A is shown where the base number of responses is less than 10 during the period. % is calculated as Quantity/Base number*100

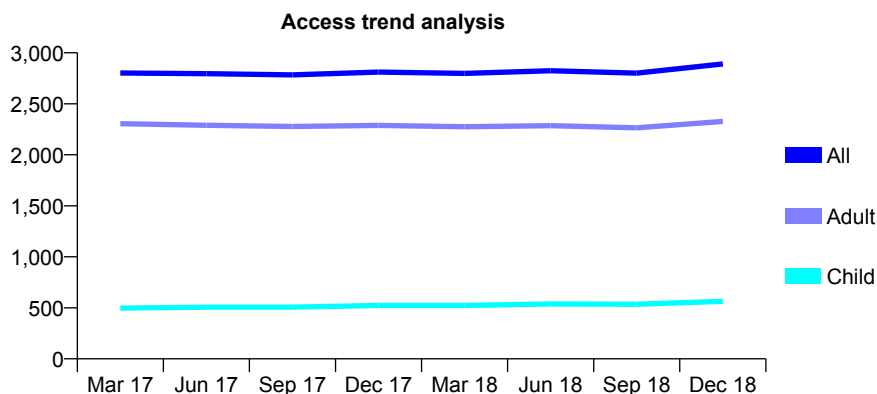
Q53 - Vital Signs At a Glance Contract Report for 932833/0001 - December 2018

Name or company name	MR B RAHNAMA
Contract type name	GDS Contract
Purpose of contract	General
Contract start date	01/04/2006
Contract end date	

18/19 Contracted general activity (UDA)	7,591
Carry forward general activity (UDA)	-70
18/19 Contracted orthodontic activity (UOA)	0
Carry forward orthodontic activity (UOA)	0
Baseline contract value	£234,334.55

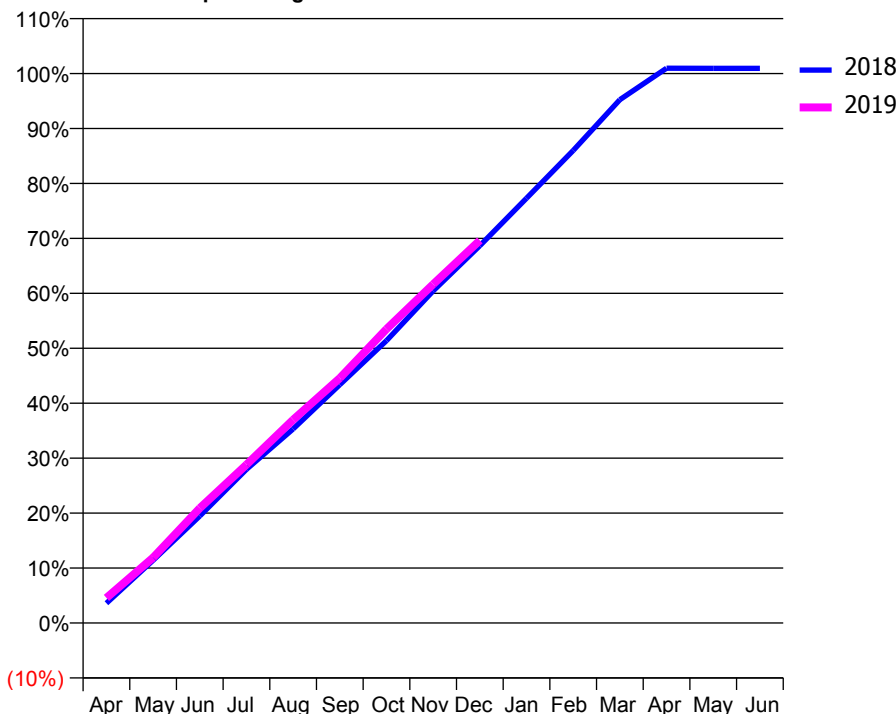
ACCESS*

Patients seen in 24 months	Total	Change since previous quarter
Quarter ending December 2017	2,811	
Quarter ending March 2018	2,798	→
Quarter ending June 2018	2,824	→
Quarter ending September 2018	2,800	→
Quarter ending December 2018	2,891	↑
Variance since December 2017	2.8%	↑



ACTIVITY

Cumulative percentage of contracted UDA delivered 2018 & 2019



Adjusted Scheduled Activity (UDA)		
Month	2018	2019
April	273	348
May	867	903
June	1,478	1,588
July	2,124	2,188
August	2,681	2,808
September	3,292	3,383
October	3,901	4,062
November	4,588	4,680
December	5,212	5,286
January	5,868	
February	6,528	
March	7,229	
April	7,665	
May	7,662	
June	7,662	

QUALITY

	Quantity	Base Number	Contract	AT	Region	England
% of FP17s for the same patient ID Re-attending within 3 months - Children	28	614	4.6%	9.4%	11.6%	11.8%
% of FP17s for the same patient ID Re-attending within 3 months - Adults	158	2,222	7.1%	12.6%	15.1%	15.6%
% of FP17s for the same patient ID Re-attending between 3 & 9 months - Children	318	614	51.8%	59.2%	59.9%	58.8%
% of FP17s for the same patient ID Re-attending between 3 & 9 months - Adults	1,126	2,222	50.7%	50.2%	52.0%	51.0%
% of FP17s for Band 1 Urgent Courses	194	2,535	7.7%	7.0%	8.0%	9.0%
% of FP17s Relating to Free Repair or Replacements	1	2,535	0.0%	0.8%	0.8%	0.8%
% of FP17s Relating to Continuations	4	2,535	0.2%	1.0%	0.9%	0.9%
% of Patients satisfied with the dentistry they have received	4	4	N/A	94.4%	93.6%	93.2%
% of Patients satisfied with the time they had to wait for an appointment	4	4	N/A	92.3%	88.6%	88.3%

* This is based on patients treated on this contract for their most recent course of treatment. Figures in italics indicate the base number of FP17s or Patient Questionnaire responses are less than 100. N/A is shown where the base number of responses is less than 10 during the period. % is calculated as Quantity/Base number*100

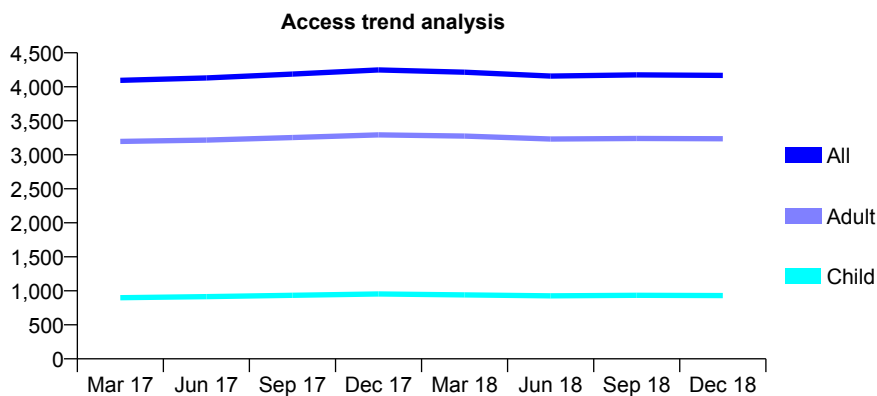
Q53 - Vital Signs At a Glance Contract Report for 960128/0001 - December 2018

Name or company name	MR Z SACRANIE
Contract type name	GDS Contract
Purpose of contract	General
Contract start date	01/04/2009
Contract end date	

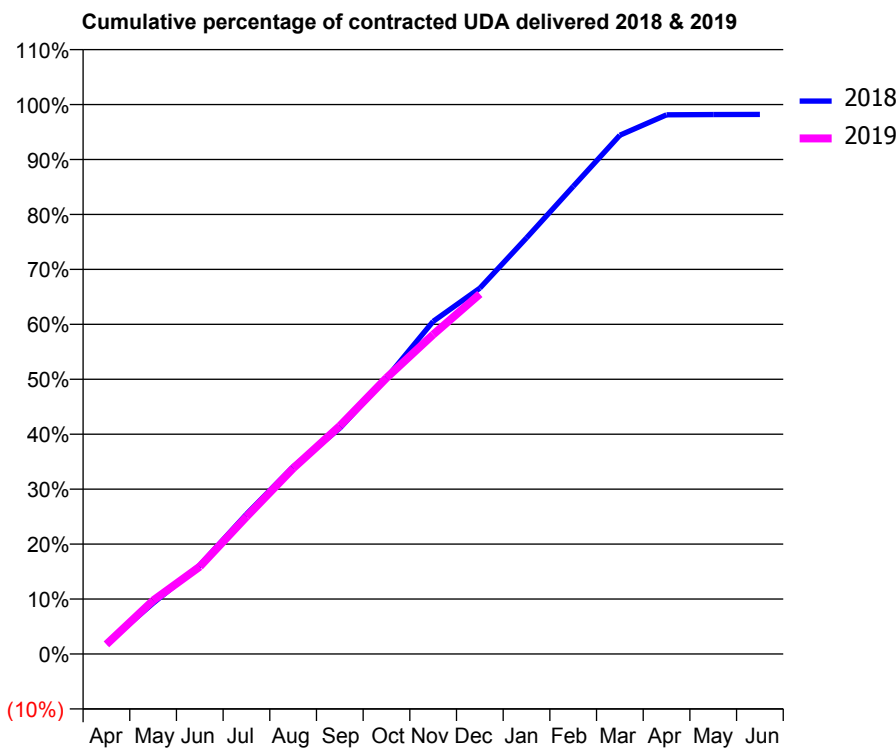
18/19 Contracted general activity (UDA)	12,000
Carry forward general activity (UDA)	216
18/19 Contracted orthodontic activity (UOA)	0
Carry forward orthodontic activity (UOA)	0
Baseline contract value	£367,387.17

ACCESS*

Patients seen in 24 months	Total	Change since previous quarter
Quarter ending December 2017	4,248	
Quarter ending March 2018	4,215	→
Quarter ending June 2018	4,158	↓
Quarter ending September 2018	4,175	→
Quarter ending December 2018	4,167	→
Variance since December 2017	(1.9%)	↓



ACTIVITY



Month	Adjusted Scheduled Activity (UDA)	
	2018	2019
April	224	211
May	1,111	1,168
June	1,937	1,910
July	3,053	2,998
August	4,090	4,054
September	4,933	4,980
October	6,029	6,030
November	7,264	6,975
December	7,989	7,860
January	9,087	
February	10,211	
March	11,330	
April	11,776	
May	11,782	
June	11,784	

QUALITY

	Quantity	Base Number	Contract	AT	Region	England
% of FP17s for the same patient ID Re-attending within 3 months - Children	97	1,083	9.0%	9.4%	11.6%	11.8%
% of FP17s for the same patient ID Re-attending within 3 months - Adults	572	3,522	16.2%	12.6%	15.1%	15.6%
% of FP17s for the same patient ID Re-attending between 3 & 9 months - Children	714	1,083	65.9%	59.2%	59.9%	58.8%
% of FP17s for the same patient ID Re-attending between 3 & 9 months - Adults	2,121	3,522	60.2%	50.2%	52.0%	51.0%
% of FP17s for Band 1 Urgent Courses	408	3,971	10.3%	7.0%	8.0%	9.0%
% of FP17s Relating to Free Repair or Replacements	49	3,971	1.2%	0.8%	0.8%	0.8%
% of FP17s Relating to Continuations	23	3,971	0.6%	1.0%	0.9%	0.9%
% of Patients satisfied with the dentistry they have received	1	1	N/A	94.4%	93.6%	93.2%
% of Patients satisfied with the time they had to wait for an appointment	1	1	N/A	92.3%	88.6%	88.3%

* This is based on patients treated on this contract for their most recent course of treatment. Figures in italics indicate the base number of FP17s or Patient Questionnaire responses are less than 100. N/A is shown where the base number of responses is less than 10 during the period. % is calculated as Quantity/Base number*100

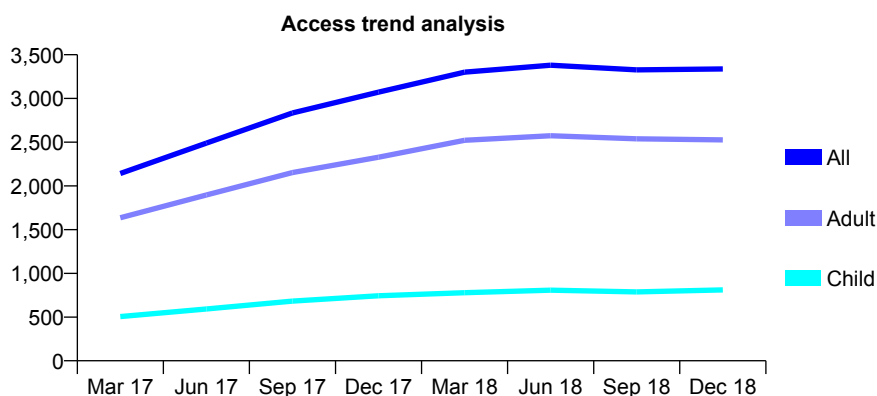
Q54 - Vital Signs At a Glance Contract Report for 100085/0000 - December 2018

Name or company name	Broadway Dental Suite
Contract type name	GDS Contract
Purpose of contract	General
Contract start date	01/04/2016
Contract end date	

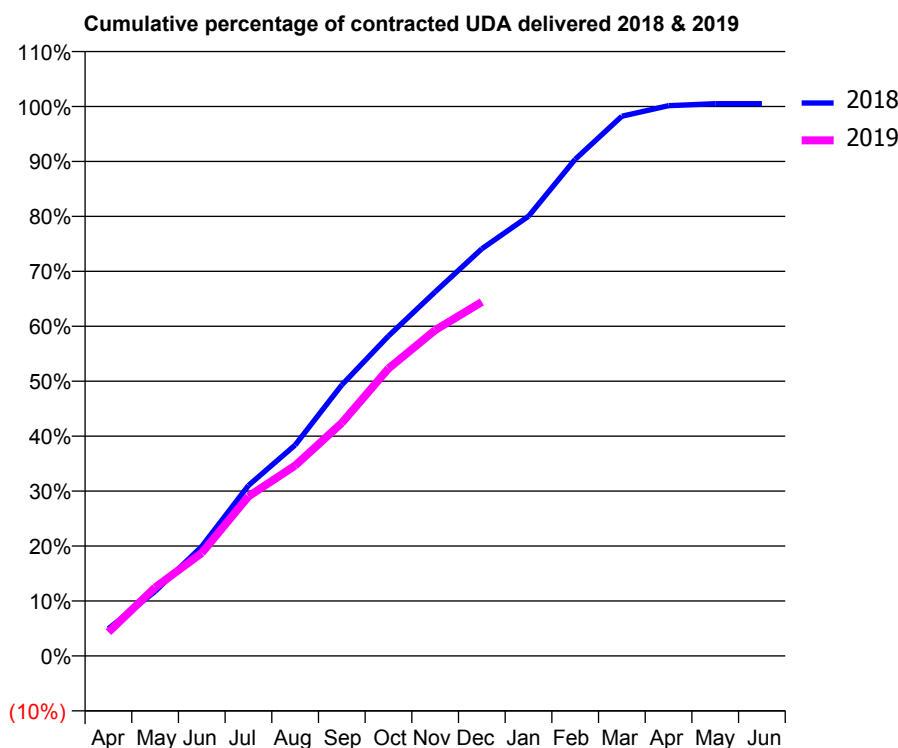
18/19 Contracted general activity (UDA)	11,239
Carry forward general activity (UDA)	-56
18/19 Contracted orthodontic activity (UOA)	0
Carry forward orthodontic activity (UOA)	0
Baseline contract value	£379,256.49

ACCESS*

Patients seen in 24 months	Total	Change since previous quarter
Quarter ending December 2017	3,072	
Quarter ending March 2018	3,301	↑
Quarter ending June 2018	3,381	↑
Quarter ending September 2018	3,327	↓
Quarter ending December 2018	3,337	→
Variance since December 2017	8.6%	↑



ACTIVITY



Month	Adjusted Scheduled Activity (UDA)	
	2018	2019
April	558	486
May	1,321	1,399
June	2,240	2,106
July	3,487	3,264
August	4,312	3,892
September	5,543	4,767
October	6,545	5,878
November	7,446	6,664
December	8,327	7,240
January	8,993	
February	10,157	
March	11,040	
April	11,253	
May	11,296	
June	11,296	

QUALITY

	Quantity	Base Number	Contract	AT	Region	England
% of FP17s for the same patient ID Re-attending within 3 months - Children	30	561	5.3%	9.9%	11.6%	11.8%
% of FP17s for the same patient ID Re-attending within 3 months - Adults	170	1,616	10.5%	14.7%	15.1%	15.6%
% of FP17s for the same patient ID Re-attending between 3 & 9 months - Children	167	561	29.8%	53.0%	59.9%	58.8%
% of FP17s for the same patient ID Re-attending between 3 & 9 months - Adults	433	1,616	26.8%	47.8%	52.0%	51.0%
% of FP17s for Band 1 Urgent Courses	120	2,122	5.7%	7.9%	8.0%	9.0%
% of FP17s Relating to Free Repair or Replacements	11	2,122	0.5%	0.7%	0.8%	0.8%
% of FP17s Relating to Continuations	2	2,122	0.1%	0.8%	0.9%	0.9%
% of Patients satisfied with the dentistry they have received	0	0	N/A	93.3%	93.6%	93.2%
% of Patients satisfied with the time they had to wait for an appointment	0	0	N/A	90.1%	88.6%	88.3%

* This is based on patients treated on this contract for their most recent course of treatment. Figures in italics indicate the base number of FP17s or Patient Questionnaire responses are less than 100. N/A is shown where the base number of responses is less than 10 during the period. % is calculated as Quantity/Base number*100

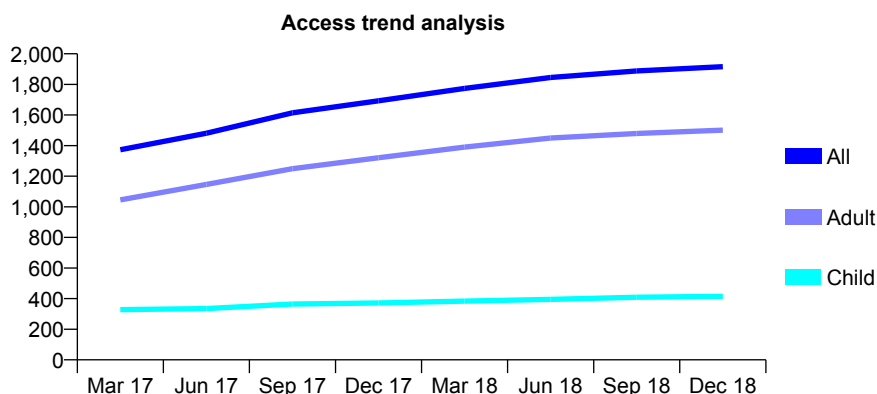
Q54 - Vital Signs At a Glance Contract Report for 100162/0000 - December 2018

Name or company name	Jandu Dental Surgery
Contract type name	GDS Contract
Purpose of contract	General
Contract start date	01/06/2016
Contract end date	

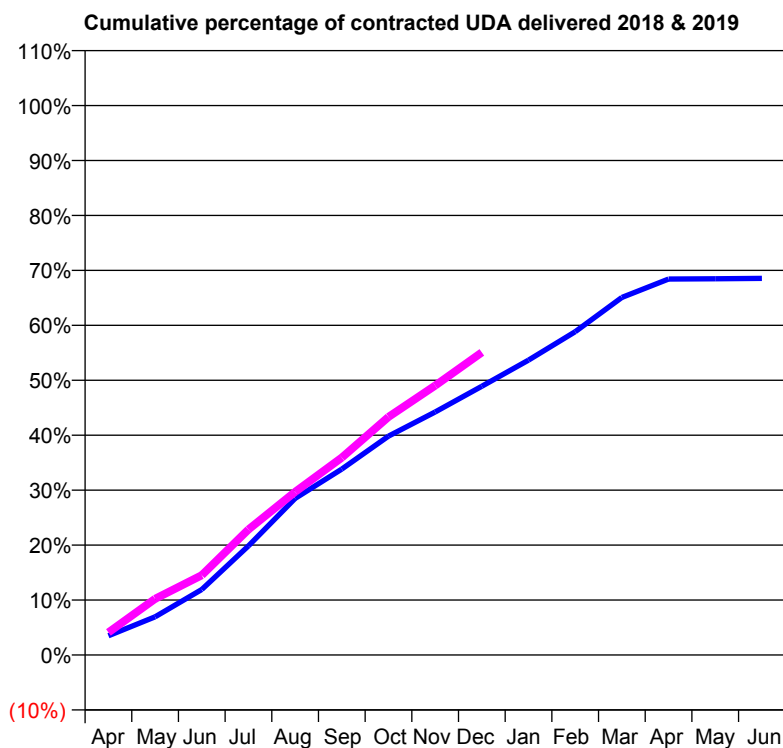
18/19 Contracted general activity (UDA)	7,200
Carry forward general activity (UDA)	0
18/19 Contracted orthodontic activity (UOA)	0
Carry forward orthodontic activity (UOA)	0
Baseline contract value	£157,540.70

ACCESS*

Patients seen in 24 months	Total	Change since previous quarter
Quarter ending December 2017	1,693	
Quarter ending March 2018	1,774	↑
Quarter ending June 2018	1,845	↑
Quarter ending September 2018	1,888	↑
Quarter ending December 2018	1,916	→
Variance since December 2017	13.2%	↑



ACTIVITY



Month	Adjusted Scheduled Activity (UDA)	
	2018	2019
April	252	296
May	500	737
June	859	1,046
July	1,430	1,646
August	2,052	2,138
September	2,437	2,587
October	2,868	3,119
November	3,185	3,530
December	3,521	3,965
January	3,865	
February	4,236	
March	4,686	
April	4,926	
May	4,929	
June	4,934	

QUALITY

	Quantity	Base Number	Contract	AT	Region	England
% of FP17s for the same patient ID Re-attending within 3 months - Children	18	446	4.0%	9.9%	11.6%	11.8%
% of FP17s for the same patient ID Re-attending within 3 months - Adults	269	1,789	15.0%	14.7%	15.1%	15.6%
% of FP17s for the same patient ID Re-attending between 3 & 9 months - Children	288	446	64.6%	53.0%	59.9%	58.8%
% of FP17s for the same patient ID Re-attending between 3 & 9 months - Adults	1,023	1,789	57.2%	47.8%	52.0%	51.0%
% of FP17s for Band 1 Urgent Courses	86	2,084	4.1%	7.9%	8.0%	9.0%
% of FP17s Relating to Free Repair or Replacements	21	2,084	1.0%	0.7%	0.8%	0.8%
% of FP17s Relating to Continuations	44	2,084	2.1%	0.8%	0.9%	0.9%
% of Patients satisfied with the dentistry they have received	0	0	N/A	93.3%	93.6%	93.2%
% of Patients satisfied with the time they had to wait for an appointment	0	0	N/A	90.1%	88.6%	88.3%

* This is based on patients treated on this contract for their most recent course of treatment. Figures in italics indicate the base number of FP17s or Patient Questionnaire responses are less than 100. N/A is shown where the base number of responses is less than 10 during the period. % is calculated as Quantity/Base number*100

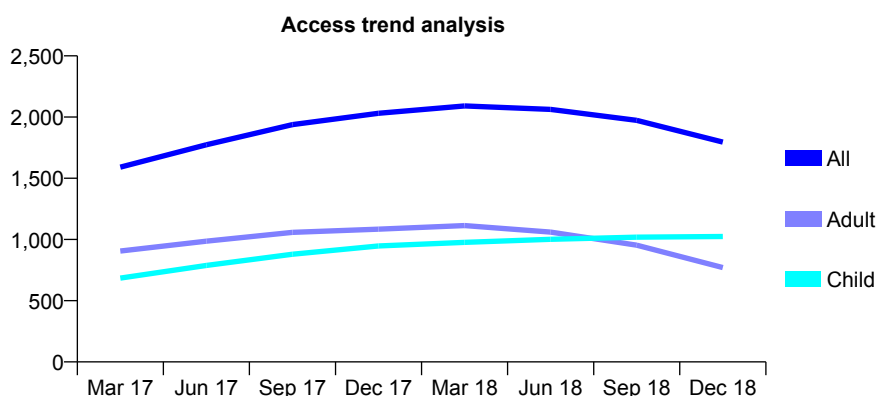
Q54 - Vital Signs At a Glance Contract Report for 100164/0000 - December 2018

Name or company name	Princes End Dental Practice
Contract type name	GDS Contract
Purpose of contract	General
Contract start date	01/06/2016
Contract end date	

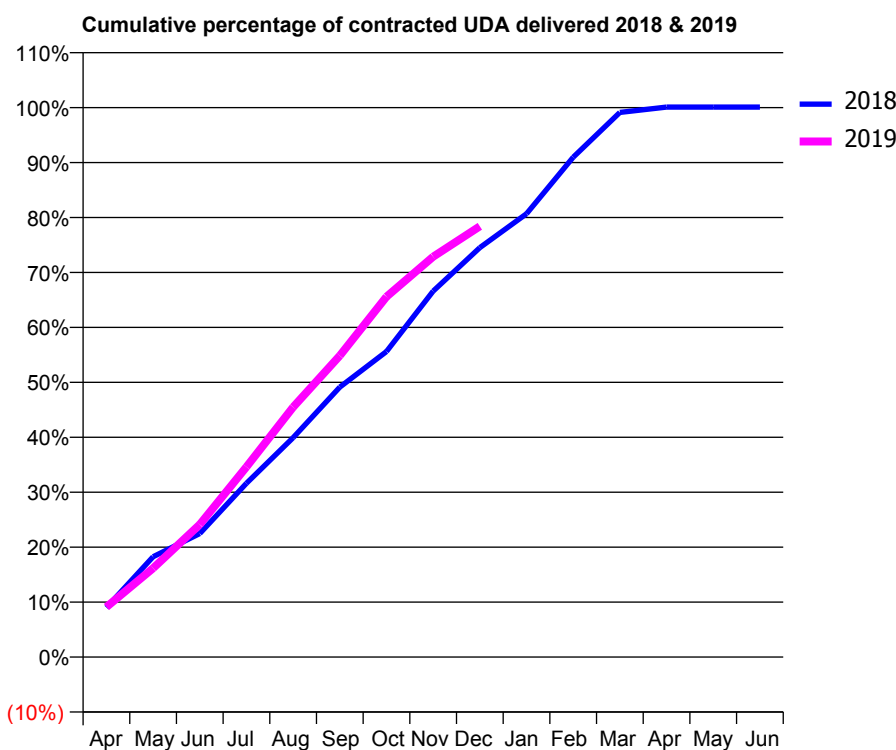
18/19 Contracted general activity (UDA)	4,890
Carry forward general activity (UDA)	-4
18/19 Contracted orthodontic activity (UOA)	0
Carry forward orthodontic activity (UOA)	0
Baseline contract value	£121,481.80

ACCESS*

Patients seen in 24 months	Total	Change since previous quarter
Quarter ending December 2017	2,031	
Quarter ending March 2018	2,091	↑
Quarter ending June 2018	2,063	↓
Quarter ending September 2018	1,973	↓
Quarter ending December 2018	1,796	↓
Variance since December 2017	(11.6%)	↓



ACTIVITY



Month	Adjusted Scheduled Activity (UDA)	
	2018	2019
April	441	445
May	893	791
June	1,099	1,180
July	1,547	1,693
August	1,953	2,224
September	2,403	2,682
October	2,719	3,206
November	3,257	3,563
December	3,644	3,833
January	3,945	
February	4,448	
March	4,846	
April	4,895	
May	4,895	
June	4,895	

QUALITY

	Quantity	Base Number	Contract	AT	Region	England
% of FP17s for the same patient ID Re-attending within 3 months - Children	60	1,009	5.9%	9.9%	11.6%	11.8%
% of FP17s for the same patient ID Re-attending within 3 months - Adults	67	581	11.5%	14.7%	15.1%	15.6%
% of FP17s for the same patient ID Re-attending between 3 & 9 months - Children	525	1,009	52.0%	53.0%	59.9%	58.8%
% of FP17s for the same patient ID Re-attending between 3 & 9 months - Adults	295	581	50.8%	47.8%	52.0%	51.0%
% of FP17s for Band 1 Urgent Courses	70	1,556	4.5%	7.9%	8.0%	9.0%
% of FP17s Relating to Free Repair or Replacements	1	1,556	0.1%	0.7%	0.8%	0.8%
% of FP17s Relating to Continuations	0	1,556	0.0%	0.8%	0.9%	0.9%
% of Patients satisfied with the dentistry they have received	1	1	N/A	93.3%	93.6%	93.2%
% of Patients satisfied with the time they had to wait for an appointment	1	1	N/A	90.1%	88.6%	88.3%

* This is based on patients treated on this contract for their most recent course of treatment. Figures in italics indicate the base number of FP17s or Patient Questionnaire responses are less than 100. N/A is shown where the base number of responses is less than 10 during the period. % is calculated as Quantity/Base number*100

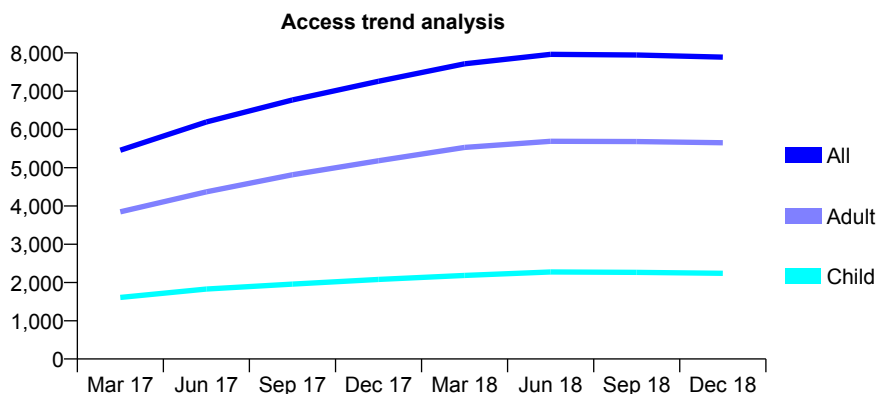
Q54 - Vital Signs At a Glance Contract Report for 100165/0000 - December 2018

Name or company name	Family Dental Centre Partnership
Contract type name	GDS Contract
Purpose of contract	General
Contract start date	01/06/2016
Contract end date	

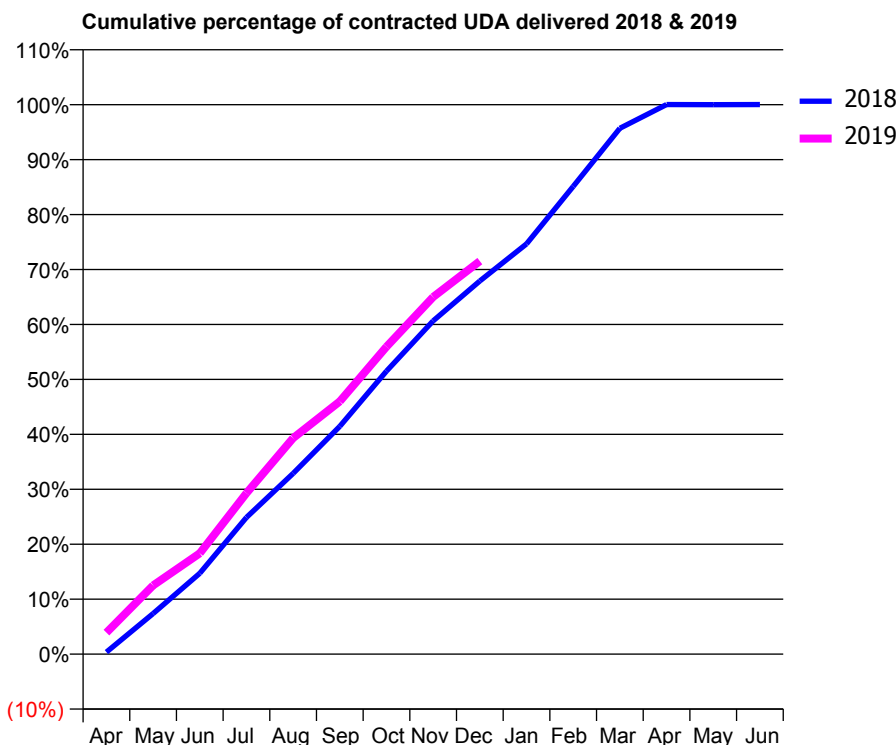
18/19 Contracted general activity (UDA)	17,884
Carry forward general activity (UDA)	-2
18/19 Contracted orthodontic activity (UOA)	0
Carry forward orthodontic activity (UOA)	0
Baseline contract value	£514,166.80

ACCESS*

Patients seen in 24 months	Total	Change since previous quarter
Quarter ending December 2017	7,259	
Quarter ending March 2018	7,716	↑
Quarter ending June 2018	7,964	↑
Quarter ending September 2018	7,946	→
Quarter ending December 2018	7,891	→
Variance since December 2017	8.7%	↑



ACTIVITY



Month	Adjusted Scheduled Activity (UDA)	
	2018	2019
April	68	701
May	1,320	2,237
June	2,632	3,281
July	4,449	5,241
August	5,881	7,034
September	7,414	8,224
October	9,211	10,005
November	10,849	11,625
December	12,144	12,793
January	13,352	
February	15,222	
March	17,115	
April	17,885	
May	17,884	
June	17,886	

QUALITY

	Quantity	Base Number	Contract	AT	Region	England
% of FP17s for the same patient ID Re-attending within 3 months - Children	176	2,169	8.1%	9.9%	11.6%	11.8%
% of FP17s for the same patient ID Re-attending within 3 months - Adults	728	5,426	13.4%	14.7%	15.1%	15.6%
% of FP17s for the same patient ID Re-attending between 3 & 9 months - Children	1,033	2,169	47.6%	53.0%	59.9%	58.8%
% of FP17s for the same patient ID Re-attending between 3 & 9 months - Adults	2,891	5,426	53.3%	47.8%	52.0%	51.0%
% of FP17s for Band 1 Urgent Courses	526	6,797	7.7%	7.9%	8.0%	9.0%
% of FP17s Relating to Free Repair or Replacements	71	6,797	1.0%	0.7%	0.8%	0.8%
% of FP17s Relating to Continuations	18	6,797	0.3%	0.8%	0.9%	0.9%
% of Patients satisfied with the dentistry they have received	3	3	N/A	93.3%	93.6%	93.2%
% of Patients satisfied with the time they had to wait for an appointment	3	3	N/A	90.1%	88.6%	88.3%

* This is based on patients treated on this contract for their most recent course of treatment. Figures in italics indicate the base number of FP17s or Patient Questionnaire responses are less than 100. N/A is shown where the base number of responses is less than 10 during the period. % is calculated as Quantity/Base number*100

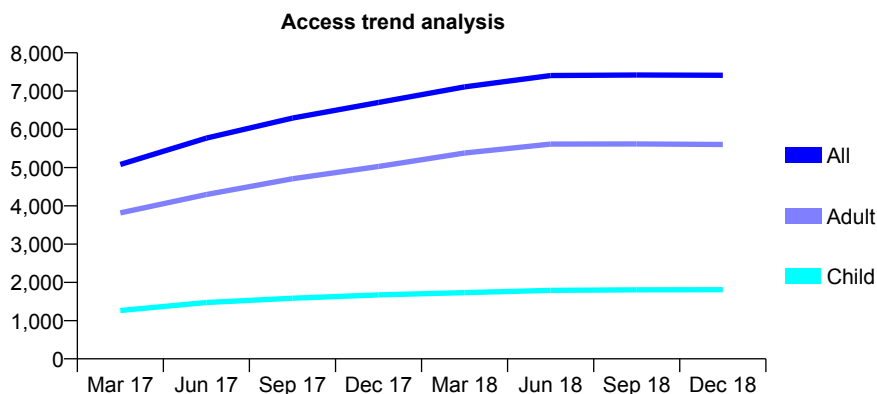
Q54 - Vital Signs At a Glance Contract Report for 100173/0000 - December 2018

Name or company name	Hilltop Dental Spa
Contract type name	GDS Contract
Purpose of contract	General
Contract start date	01/07/2016
Contract end date	

18/19 Contracted general activity (UDA)	23,164
Carry forward general activity (UDA)	62
18/19 Contracted orthodontic activity (UOA)	0
Carry forward orthodontic activity (UOA)	0
Baseline contract value	£645,354.43

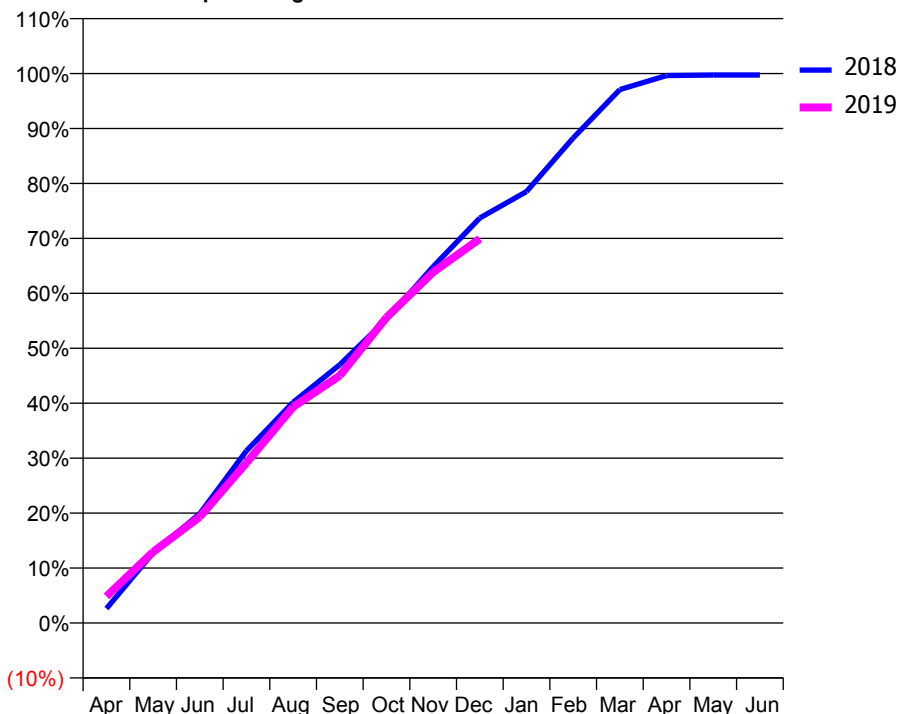
ACCESS*

Patients seen in 24 months	Total	Change since previous quarter
Quarter ending December 2017	6,701	
Quarter ending March 2018	7,108	↑
Quarter ending June 2018	7,404	↑
Quarter ending September 2018	7,421	→
Quarter ending December 2018	7,414	→
Variance since December 2017	10.6%	↑



ACTIVITY

Cumulative percentage of contracted UDA delivered 2018 & 2019



Month	Adjusted Scheduled Activity (UDA)	
	2018	2019
April	611	1,122
May	2,962	2,997
June	4,609	4,479
July	7,257	6,754
August	9,304	9,107
September	10,893	10,428
October	12,802	12,883
November	15,024	14,795
December	17,077	16,195
January	18,188	
February	20,449	
March	22,486	
April	23,078	
May	23,102	
June	23,102	

QUALITY

	Quantity	Base Number	Contract	AT	Region	England
% of FP17s for the same patient ID Re-attending within 3 months - Children	109	1,848	5.9%	9.9%	11.6%	11.8%
% of FP17s for the same patient ID Re-attending within 3 months - Adults	760	5,817	13.1%	14.7%	15.1%	15.6%
% of FP17s for the same patient ID Re-attending between 3 & 9 months - Children	1,118	1,848	60.5%	53.0%	59.9%	58.8%
% of FP17s for the same patient ID Re-attending between 3 & 9 months - Adults	3,352	5,817	57.6%	47.8%	52.0%	51.0%
% of FP17s for Band 1 Urgent Courses	399	7,416	5.4%	7.9%	8.0%	9.0%
% of FP17s Relating to Free Repair or Replacements	58	7,416	0.8%	0.7%	0.8%	0.8%
% of FP17s Relating to Continuations	192	7,416	2.6%	0.8%	0.9%	0.9%
% of Patients satisfied with the dentistry they have received	2	2	N/A	93.3%	93.6%	93.2%
% of Patients satisfied with the time they had to wait for an appointment	2	2	N/A	90.1%	88.6%	88.3%

* This is based on patients treated on this contract for their most recent course of treatment. Figures in italics indicate the base number of FP17s or Patient Questionnaire responses are less than 100. N/A is shown where the base number of responses is less than 10 during the period. % is calculated as Quantity/Base number*100

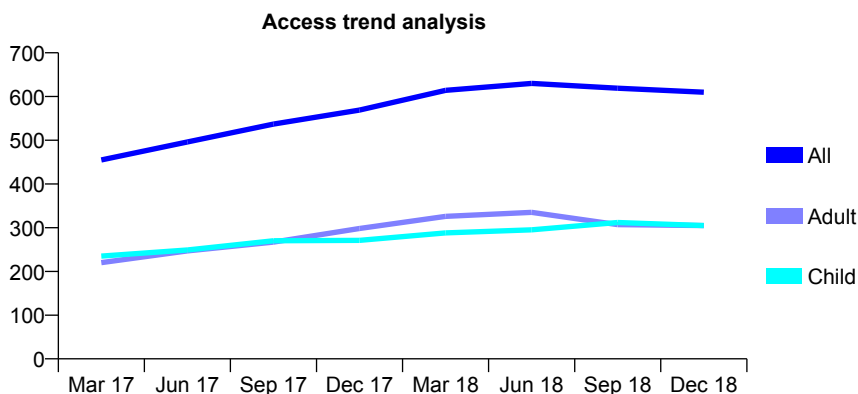
Q54 - Vital Signs At a Glance Contract Report for 100176/0000 - December 2018

Name or company name	Mr S Merali
Contract type name	GDS Contract
Purpose of contract	General
Contract start date	01/07/2016
Contract end date	

18/19 Contracted general activity (UDA)	2,323
Carry forward general activity (UDA)	0
18/19 Contracted orthodontic activity (UOA)	0
Carry forward orthodontic activity (UOA)	0
Baseline contract value	£54,955.09

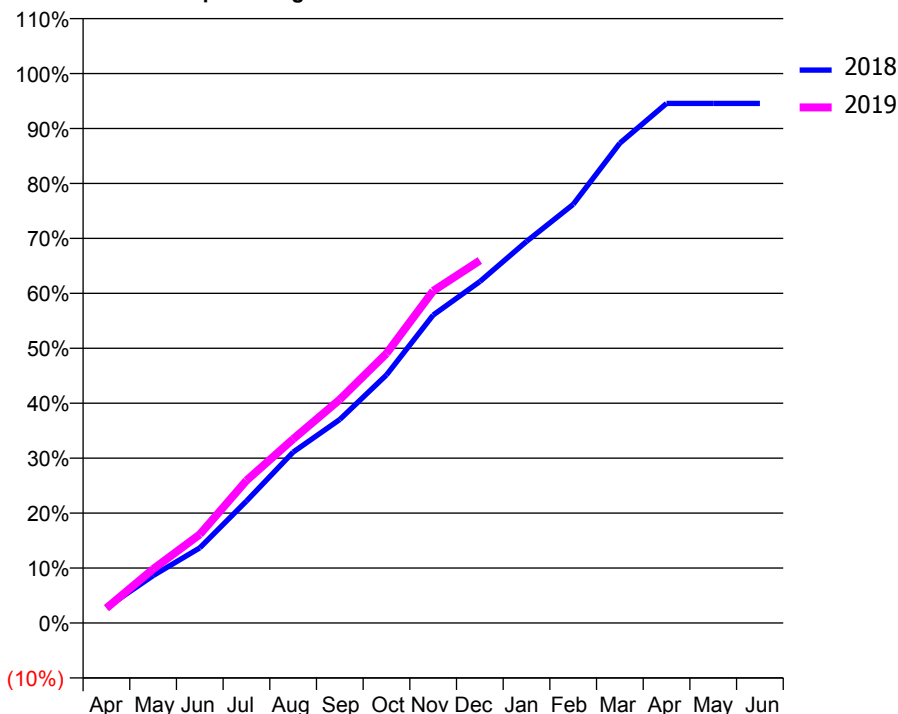
ACCESS*

Patients seen in 24 months	Total	Change since previous quarter
Quarter ending December 2017	569	
Quarter ending March 2018	614	↑
Quarter ending June 2018	630	↑
Quarter ending September 2018	619	↓
Quarter ending December 2018	610	↓
Variance since December 2017	7.2%	↑



ACTIVITY

Cumulative percentage of contracted UDA delivered 2018 & 2019



Month	Adjusted Scheduled Activity (UDA)	
	2018	2019
April	65	63
May	200	228
June	318	375
July	516	603
August	723	777
September	861	945
October	1,049	1,140
November	1,302	1,404
December	1,443	1,532
January	1,613	
February	1,770	
March	2,029	
April	2,197	
May	2,197	
June	2,197	

QUALITY

	Quantity	Base Number	Contract	AT	Region	England
% of FP17s for the same patient ID Re-attending within 3 months - Children	21	351	6.0%	9.9%	11.6%	11.8%
% of FP17s for the same patient ID Re-attending within 3 months - Adults	44	273	16.1%	14.7%	15.1%	15.6%
% of FP17s for the same patient ID Re-attending between 3 & 9 months - Children	191	351	54.4%	53.0%	59.9%	58.8%
% of FP17s for the same patient ID Re-attending between 3 & 9 months - Adults	143	273	52.4%	47.8%	52.0%	51.0%
% of FP17s for Band 1 Urgent Courses	37	568	6.5%	7.9%	8.0%	9.0%
% of FP17s Relating to Free Repair or Replacements	1	568	0.2%	0.7%	0.8%	0.8%
% of FP17s Relating to Continuations	1	568	0.2%	0.8%	0.9%	0.9%
% of Patients satisfied with the dentistry they have received	0	0	N/A	93.3%	93.6%	93.2%
% of Patients satisfied with the time they had to wait for an appointment	0	0	N/A	90.1%	88.6%	88.3%

* This is based on patients treated on this contract for their most recent course of treatment. Figures in italics indicate the base number of FP17s or Patient Questionnaire responses are less than 100. N/A is shown where the base number of responses is less than 10 during the period. % is calculated as Quantity/Base number*100

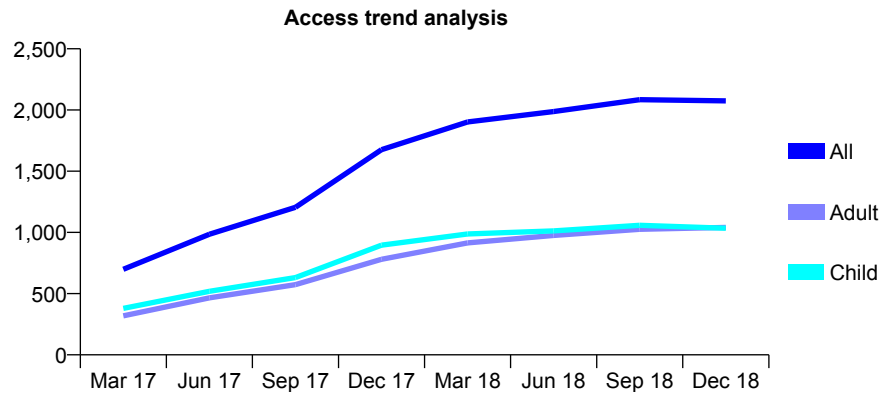
Q54 - Vital Signs At a Glance Contract Report for 100227/0000 - December 2018

Name or company name	Wolverhampton Community Dental Service
Contract type name	PDS Contract
Purpose of contract	General
Contract start date	01/11/2016
Contract end date	31/03/2019

18/19 Contracted general activity (UDA)	4,500
Carry forward general activity (UDA)	0
18/19 Contracted orthodontic activity (UOA)	0
Carry forward orthodontic activity (UOA)	0
Baseline contract value	£0.00

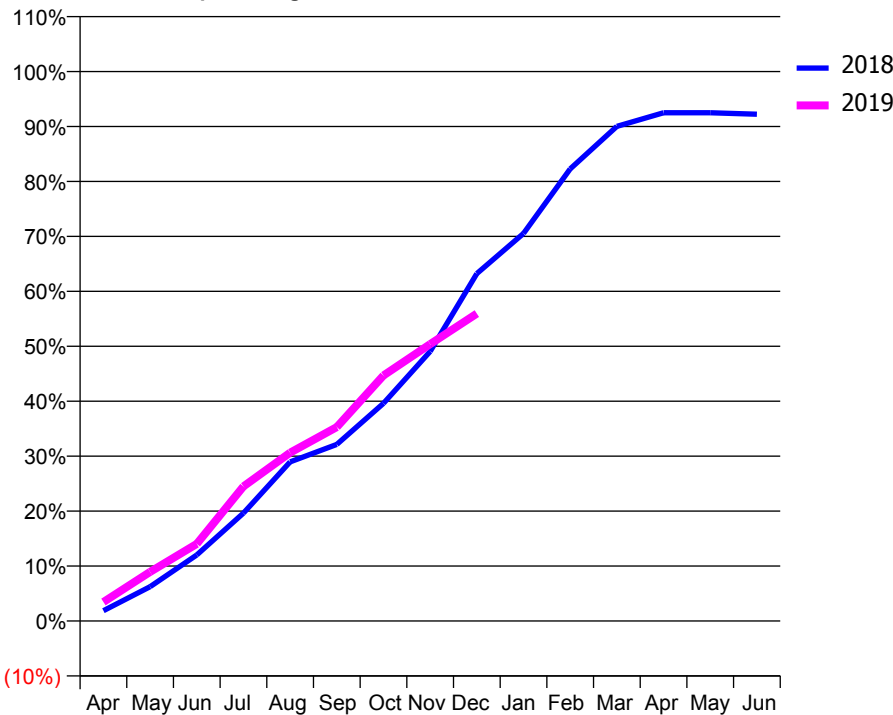
ACCESS*

Patients seen in 24 months	Total	Change since previous quarter
Quarter ending December 2017	1,676	
Quarter ending March 2018	1,902	↑
Quarter ending June 2018	1,988	↑
Quarter ending September 2018	2,084	↑
Quarter ending December 2018	2,075	→
Variance since December 2017	23.8%	↑



ACTIVITY

Cumulative percentage of contracted UDA delivered 2018 & 2019



Month	Adjusted Scheduled Activity (UDA)	
	2018	2019
April	85	155
May	281	402
June	541	631
July	884	1,102
August	1,303	1,379
September	1,447	1,589
October	1,782	2,011
November	2,208	2,267
December	2,845	2,518
January	3,173	
February	3,703	
March	4,051	
April	4,162	
May	4,162	
June	4,150	

QUALITY

	Quantity	Base Number	Contract	AT	Region	England
% of FP17s for the same patient ID Re-attending within 3 months - Children	64	835	7.7%	9.9%	11.6%	11.8%
% of FP17s for the same patient ID Re-attending within 3 months - Adults	134	797	16.8%	14.7%	15.1%	15.6%
% of FP17s for the same patient ID Re-attending between 3 & 9 months - Children	215	835	25.7%	53.0%	59.9%	58.8%
% of FP17s for the same patient ID Re-attending between 3 & 9 months - Adults	250	797	31.4%	47.8%	52.0%	51.0%
% of FP17s for Band 1 Urgent Courses	193	1,546	12.5%	7.9%	8.0%	9.0%
% of FP17s Relating to Free Repair or Replacements	0	1,546	0.0%	0.7%	0.8%	0.8%
% of FP17s Relating to Continuations	2	1,546	0.1%	0.8%	0.9%	0.9%
% of Patients satisfied with the dentistry they have received	0	0	N/A	93.3%	93.6%	93.2%
% of Patients satisfied with the time they had to wait for an appointment	0	0	N/A	90.1%	88.6%	88.3%

* This is based on patients treated on this contract for their most recent course of treatment. Figures in italics indicate the base number of FP17s or Patient Questionnaire responses are less than 100. N/A is shown where the base number of responses is less than 10 during the period. % is calculated as Quantity/Base number*100

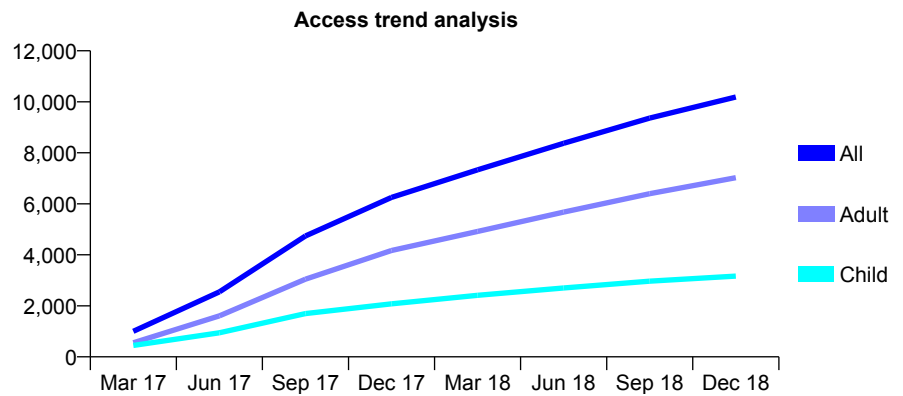
Q54 - Vital Signs At a Glance Contract Report for 100267/0000 - December 2018

Name or company name	Dudley Road Dental Practice
Contract type name	GDS Contract
Purpose of contract	General
Contract start date	01/02/2017
Contract end date	

18/19 Contracted general activity (UDA)	33,459
Carry forward general activity (UDA)	0
18/19 Contracted orthodontic activity (UOA)	0
Carry forward orthodontic activity (UOA)	0
Baseline contract value	£906,322.40

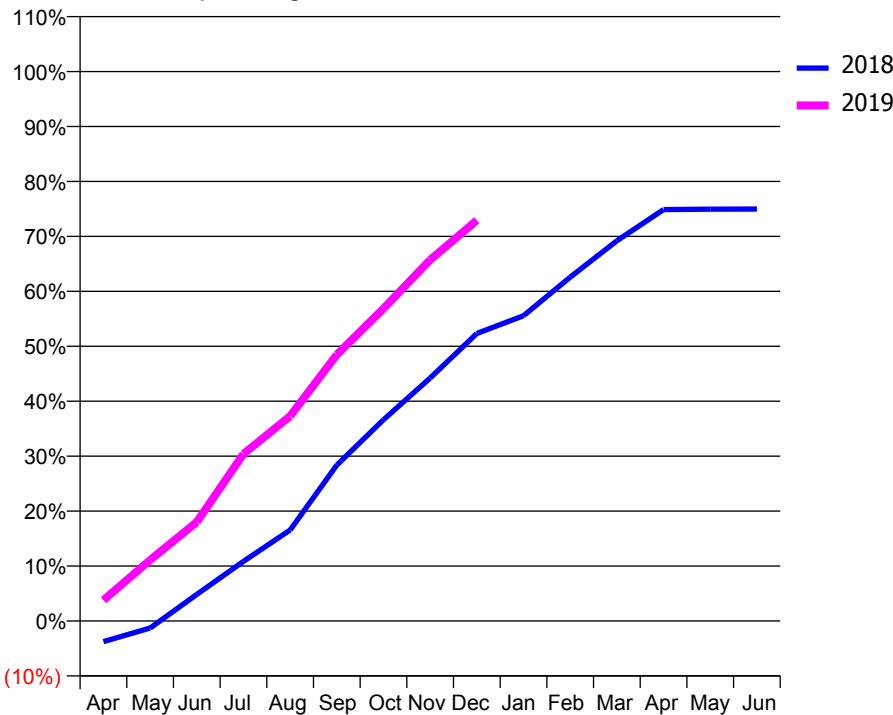
ACCESS*

Patients seen in 24 months	Total	Change since previous quarter
Quarter ending December 2017	6,252	
Quarter ending March 2018	7,331	↑
Quarter ending June 2018	8,373	↑
Quarter ending September 2018	9,362	↑
Quarter ending December 2018	10,190	↑
Variance since December 2017	63.0%	↑



ACTIVITY

Cumulative percentage of contracted UDA delivered 2018 & 2019



Month	Adjusted Scheduled Activity (UDA)	
	2018	2019
April	-1,259	1,271
May	-433	3,713
June	1,617	6,029
July	3,630	10,177
August	5,531	12,478
September	9,481	16,218
October	12,241	19,024
November	14,782	21,994
December	17,489	24,405
January	18,563	
February	20,911	
March	23,127	
April	25,022	
May	25,044	
June	25,056	

QUALITY

	Quantity	Base Number	Contract	AT	Region	England
% of FP17s for the same patient ID Re-attending within 3 months - Children	183	3,280	5.6%	9.9%	11.6%	11.8%
% of FP17s for the same patient ID Re-attending within 3 months - Adults	721	6,001	12.0%	14.7%	15.1%	15.6%
% of FP17s for the same patient ID Re-attending between 3 & 9 months - Children	1,536	3,280	46.8%	53.0%	59.9%	58.8%
% of FP17s for the same patient ID Re-attending between 3 & 9 months - Adults	2,021	6,001	33.7%	47.8%	52.0%	51.0%
% of FP17s for Band 1 Urgent Courses	532	8,588	6.2%	7.9%	8.0%	9.0%
% of FP17s Relating to Free Repair or Replacements	43	8,588	0.5%	0.7%	0.8%	0.8%
% of FP17s Relating to Continuations	114	8,588	1.3%	0.8%	0.9%	0.9%
% of Patients satisfied with the dentistry they have received	1	2	N/A	93.3%	93.6%	93.2%
% of Patients satisfied with the time they had to wait for an appointment	2	2	N/A	90.1%	88.6%	88.3%

* This is based on patients treated on this contract for their most recent course of treatment. Figures in italics indicate the base number of FP17s or Patient Questionnaire responses are less than 100. N/A is shown where the base number of responses is less than 10 during the period. % is calculated as Quantity/Base number*100

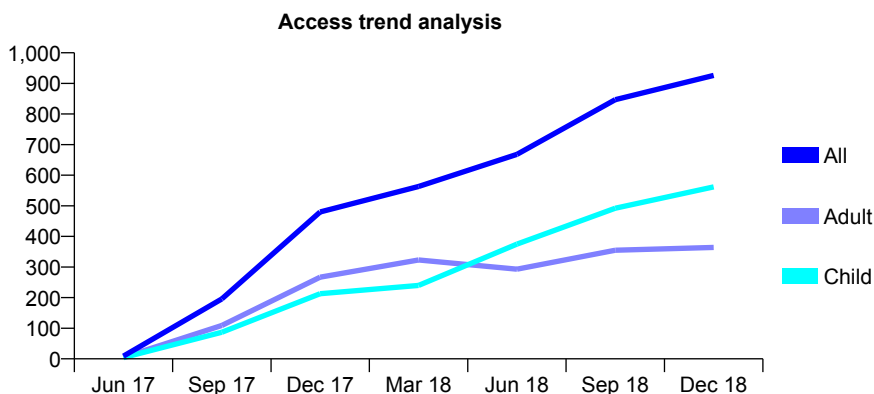
Q54 - Vital Signs At a Glance Contract Report for 100398/0000 - December 2018

Name or company name	Mr A Singh Jutla
Contract type name	GDS Contract
Purpose of contract	General
Contract start date	01/06/2017
Contract end date	

18/19 Contracted general activity (UDA)	2,000
Carry forward general activity (UDA)	-22
18/19 Contracted orthodontic activity (UOA)	0
Carry forward orthodontic activity (UOA)	0
Baseline contract value	£46,791.81

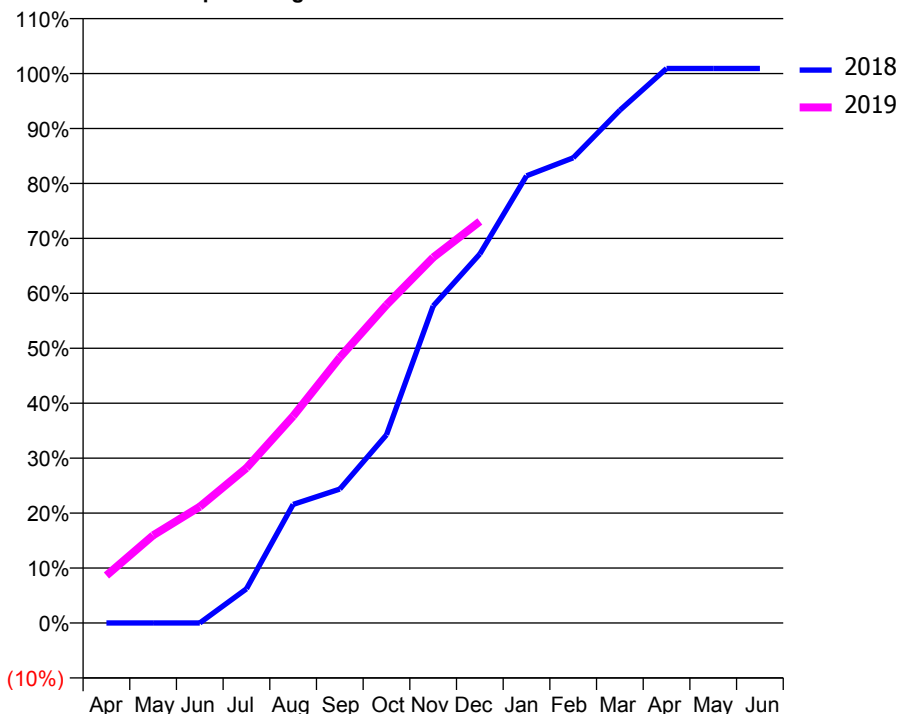
ACCESS*

Patients seen in 24 months	Total	Change since previous quarter
Quarter ending December 2017	480	
Quarter ending March 2018	563	↑
Quarter ending June 2018	668	↑
Quarter ending September 2018	847	↑
Quarter ending December 2018	926	↑
Variance since December 2017	92.9%	↑



ACTIVITY

Cumulative percentage of contracted UDA delivered 2018 & 2019



Month	Adjusted Scheduled Activity (UDA)	
	2018	2019
April	0	173
May	0	319
June	0	423
July	105	564
August	363	753
September	410	966
October	577	1,158
November	971	1,331
December	1,130	1,462
January	1,370	
February	1,425	
March	1,571	
April	1,698	
May	1,698	
June	1,698	

QUALITY

	Quantity	Base Number	Contract	AT	Region	England
% of FP17s for the same patient ID Re-attending within 3 months - Children	25	613	4.1%	9.9%	11.6%	11.8%
% of FP17s for the same patient ID Re-attending within 3 months - Adults	22	302	7.3%	14.7%	15.1%	15.6%
% of FP17s for the same patient ID Re-attending between 3 & 9 months - Children	162	613	26.4%	53.0%	59.9%	58.8%
% of FP17s for the same patient ID Re-attending between 3 & 9 months - Adults	38	302	12.6%	47.8%	52.0%	51.0%
% of FP17s for Band 1 Urgent Courses	54	872	6.2%	7.9%	8.0%	9.0%
% of FP17s Relating to Free Repair or Replacements	0	872	0.0%	0.7%	0.8%	0.8%
% of FP17s Relating to Continuations	4	872	0.5%	0.8%	0.9%	0.9%
% of Patients satisfied with the dentistry they have received	0	0	N/A	93.3%	93.6%	93.2%
% of Patients satisfied with the time they had to wait for an appointment	0	0	N/A	90.1%	88.6%	88.3%

* This is based on patients treated on this contract for their most recent course of treatment. Figures in italics indicate the base number of FP17s or Patient Questionnaire responses are less than 100. N/A is shown where the base number of responses is less than 10 during the period. % is calculated as Quantity/Base number*100

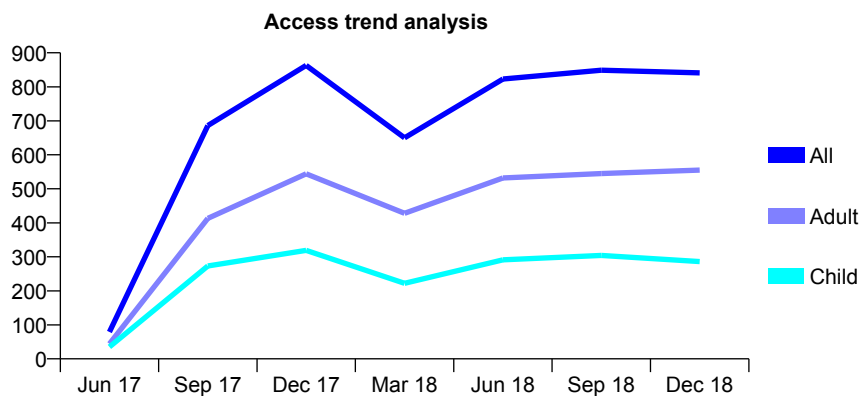
Q54 - Vital Signs At a Glance Contract Report for 100400/0000 - December 2018

Name or company name	Priory Dental Practice
Contract type name	GDS Contract
Purpose of contract	General
Contract start date	01/05/2017
Contract end date	

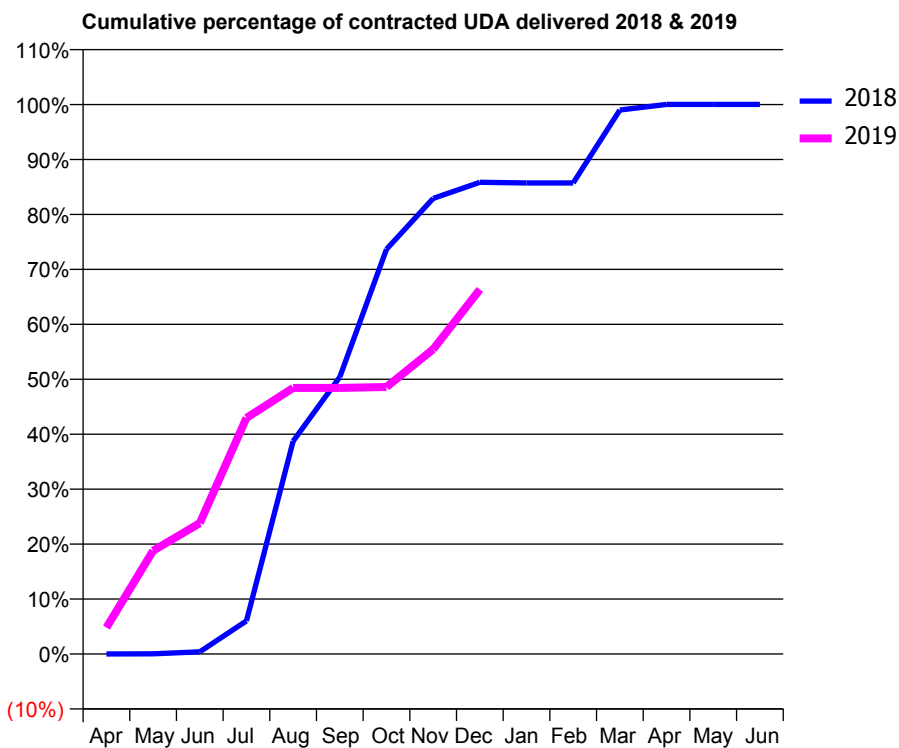
18/19 Contracted general activity (UDA)	3,000
Carry forward general activity (UDA)	0
18/19 Contracted orthodontic activity (UOA)	0
Carry forward orthodontic activity (UOA)	0
Baseline contract value	£71,884.57

ACCESS*

Patients seen in 24 months	Total	Change since previous quarter
Quarter ending December 2017	863	
Quarter ending March 2018	650	↓
Quarter ending June 2018	823	↑
Quarter ending September 2018	849	↑
Quarter ending December 2018	841	→
Variance since December 2017	(2.5%)	↓



ACTIVITY



Month	Adjusted Scheduled Activity (UDA)	
	2018	2019
April	0	145
May	1	564
June	11	714
July	164	1,289
August	1,052	1,452
September	1,369	1,452
October	2,000	1,458
November	2,251	1,664
December	2,330	1,990
January	2,327	
February	2,327	
March	2,688	
April	2,716	
May	2,716	
June	2,716	

QUALITY

	Quantity	Base Number	Contract	AT	Region	England
% of FP17s for the same patient ID Re-attending within 3 months - Children	9	361	2.5%	9.9%	11.6%	11.8%
% of FP17s for the same patient ID Re-attending within 3 months - Adults	28	441	6.3%	14.7%	15.1%	15.6%
% of FP17s for the same patient ID Re-attending between 3 & 9 months - Children	102	361	28.3%	53.0%	59.9%	58.8%
% of FP17s for the same patient ID Re-attending between 3 & 9 months - Adults	91	441	20.6%	47.8%	52.0%	51.0%
% of FP17s for Band 1 Urgent Courses	71	779	9.1%	7.9%	8.0%	9.0%
% of FP17s Relating to Free Repair or Replacements	16	779	2.1%	0.7%	0.8%	0.8%
% of FP17s Relating to Continuations	0	779	0.0%	0.8%	0.9%	0.9%
% of Patients satisfied with the dentistry they have received	0	0	N/A	93.3%	93.6%	93.2%
% of Patients satisfied with the time they had to wait for an appointment	0	0	N/A	90.1%	88.6%	88.3%

* This is based on patients treated on this contract for their most recent course of treatment. Figures in italics indicate the base number of FP17s or Patient Questionnaire responses are less than 100. N/A is shown where the base number of responses is less than 10 during the period. % is calculated as Quantity/Base number*100

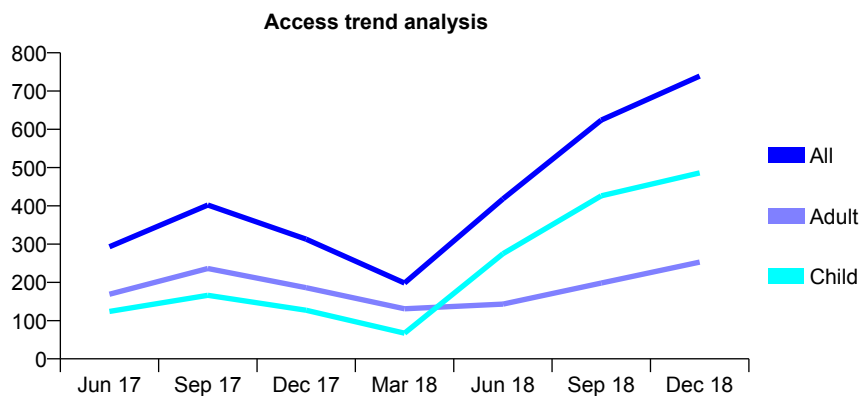
Q54 - Vital Signs At a Glance Contract Report for 100404/0000 - December 2018

Name or company name	New Road Dental Practice
Contract type name	GDS Contract
Purpose of contract	General
Contract start date	01/05/2017
Contract end date	

18/19 Contracted general activity (UDA)	2,000
Carry forward general activity (UDA)	3
18/19 Contracted orthodontic activity (UOA)	0
Carry forward orthodontic activity (UOA)	0
Baseline contract value	£28,136.79

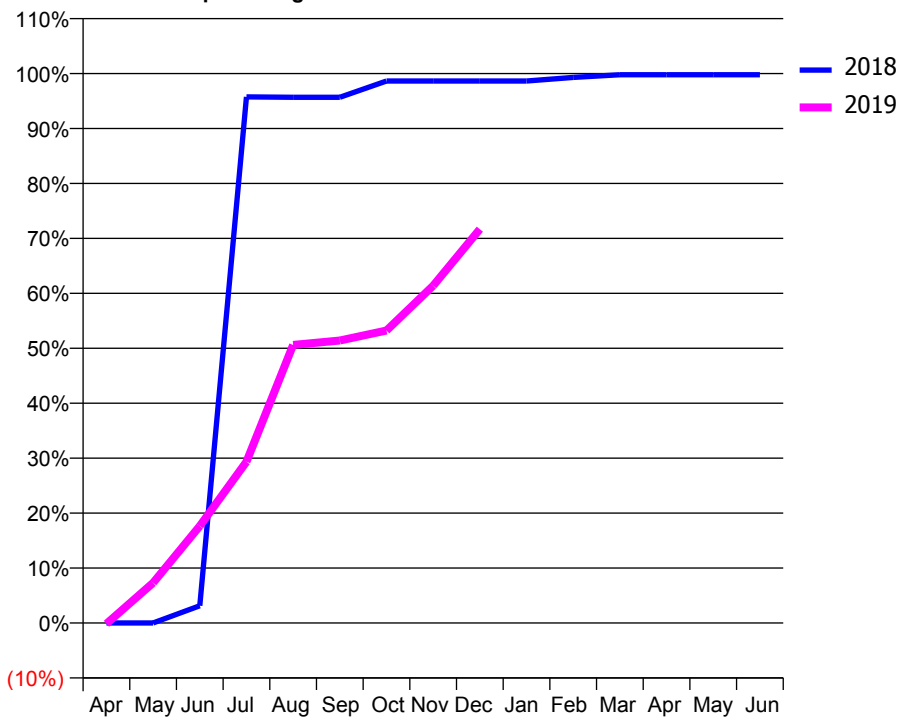
ACCESS*

Patients seen in 24 months	Total	Change since previous quarter
Quarter ending December 2017	313	
Quarter ending March 2018	198	↓
Quarter ending June 2018	418	↑
Quarter ending September 2018	624	↑
Quarter ending December 2018	739	↑
Variance since December 2017	136.1%	↑



ACTIVITY

Cumulative percentage of contracted UDA delivered 2018 & 2019



Month	Adjusted Scheduled Activity (UDA)	
	2018	2019
April	0	-3
May	0	146
June	58	353
July	1,780	587
August	1,779	1,012
September	1,779	1,028
October	1,834	1,064
November	1,834	1,228
December	1,834	1,434
January	1,834	
February	1,846	
March	1,855	
April	1,855	
May	1,855	
June	1,855	

QUALITY

	Quantity	Base Number	Contract	AT	Region	England
% of FP17s for the same patient ID Re-attending within 3 months - Children	7	534	1.3%	9.9%	11.6%	11.8%
% of FP17s for the same patient ID Re-attending within 3 months - Adults	1	191	0.5%	14.7%	15.1%	15.6%
% of FP17s for the same patient ID Re-attending between 3 & 9 months - Children	33	534	6.2%	53.0%	59.9%	58.8%
% of FP17s for the same patient ID Re-attending between 3 & 9 months - Adults	2	191	1.0%	47.8%	52.0%	51.0%
% of FP17s for Band 1 Urgent Courses	33	725	4.6%	7.9%	8.0%	9.0%
% of FP17s Relating to Free Repair or Replacements	1	725	0.1%	0.7%	0.8%	0.8%
% of FP17s Relating to Continuations	0	725	0.0%	0.8%	0.9%	0.9%
% of Patients satisfied with the dentistry they have received	0	0	N/A	93.3%	93.6%	93.2%
% of Patients satisfied with the time they had to wait for an appointment	0	0	N/A	90.1%	88.6%	88.3%

* This is based on patients treated on this contract for their most recent course of treatment. Figures in italics indicate the base number of FP17s or Patient Questionnaire responses are less than 100. N/A is shown where the base number of responses is less than 10 during the period. % is calculated as Quantity/Base number*100

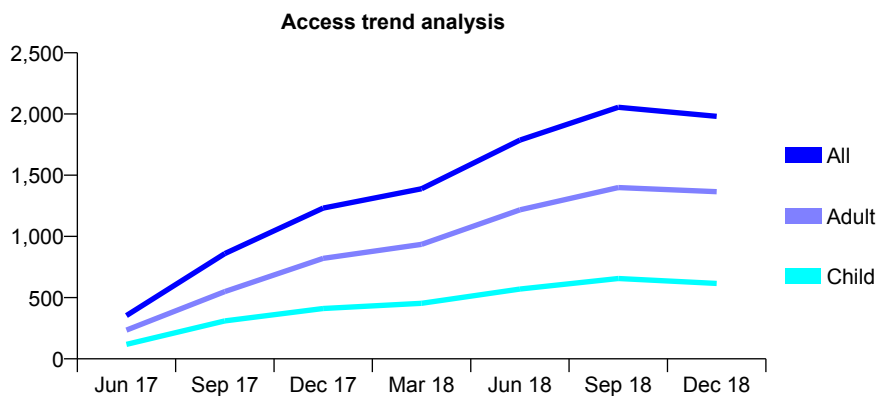
Q54 - Vital Signs At a Glance Contract Report for 100405/0000 - December 2018

Name or company name	MR S KUMAR
Contract type name	GDS Contract
Purpose of contract	General
Contract start date	01/04/2017
Contract end date	

18/19 Contracted general activity (UDA)	6,000
Carry forward general activity (UDA)	161
18/19 Contracted orthodontic activity (UOA)	0
Carry forward orthodontic activity (UOA)	0
Baseline contract value	£132,662.51

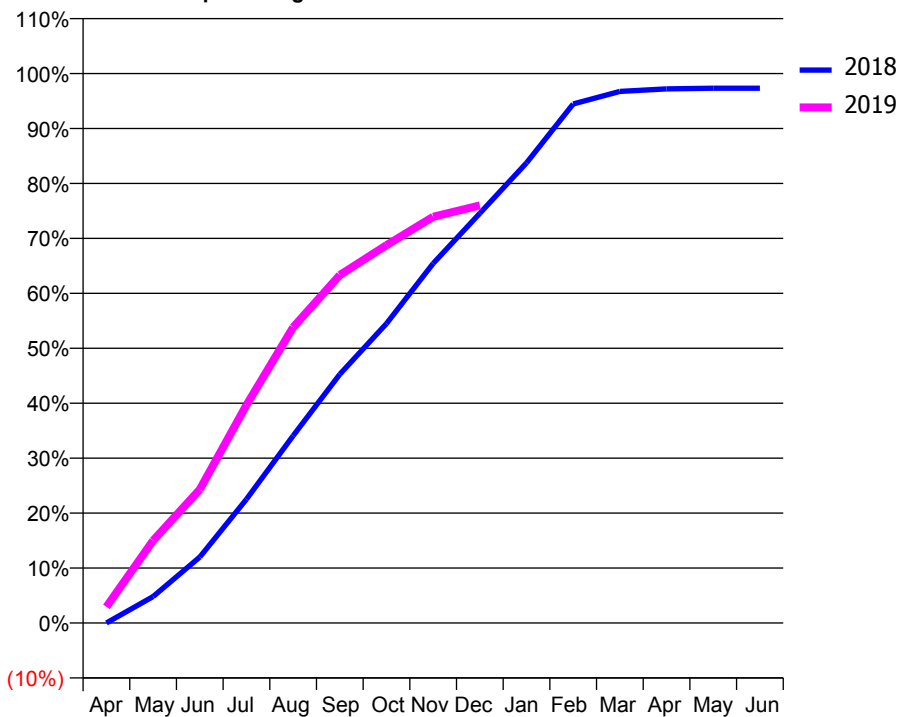
ACCESS*

Patients seen in 24 months	Total	Change since previous quarter
Quarter ending December 2017	1,232	
Quarter ending March 2018	1,389	↑
Quarter ending June 2018	1,787	↑
Quarter ending September 2018	2,055	↑
Quarter ending December 2018	1,981	↓
Variance since December 2017	60.8%	↑



ACTIVITY

Cumulative percentage of contracted UDA delivered 2018 & 2019



Month	Adjusted Scheduled Activity (UDA)	
	2018	2019
April	0	176
May	288	900
June	720	1,458
July	1,352	2,379
August	2,045	3,229
September	2,716	3,800
October	3,269	4,126
November	3,926	4,436
December	4,474	4,559
January	5,023	
February	5,668	
March	5,804	
April	5,832	
May	5,839	
June	5,839	

QUALITY

	Quantity	Base Number	Contract	AT	Region	England
% of FP17s for the same patient ID Re-attending within 3 months - Children	36	524	6.9%	9.9%	11.6%	11.8%
% of FP17s for the same patient ID Re-attending within 3 months - Adults	159	1,106	14.4%	14.7%	15.1%	15.6%
% of FP17s for the same patient ID Re-attending between 3 & 9 months - Children	146	524	27.9%	53.0%	59.9%	58.8%
% of FP17s for the same patient ID Re-attending between 3 & 9 months - Adults	256	1,106	23.1%	47.8%	52.0%	51.0%
% of FP17s for Band 1 Urgent Courses	87	1,623	5.4%	7.9%	8.0%	9.0%
% of FP17s Relating to Free Repair or Replacements	50	1,623	3.1%	0.7%	0.8%	0.8%
% of FP17s Relating to Continuations	35	1,623	2.2%	0.8%	0.9%	0.9%
% of Patients satisfied with the dentistry they have received	0	0	N/A	93.3%	93.6%	93.2%
% of Patients satisfied with the time they had to wait for an appointment	0	0	N/A	90.1%	88.6%	88.3%

* This is based on patients treated on this contract for their most recent course of treatment. Figures in italics indicate the base number of FP17s or Patient Questionnaire responses are less than 100. N/A is shown where the base number of responses is less than 10 during the period. % is calculated as Quantity/Base number*100

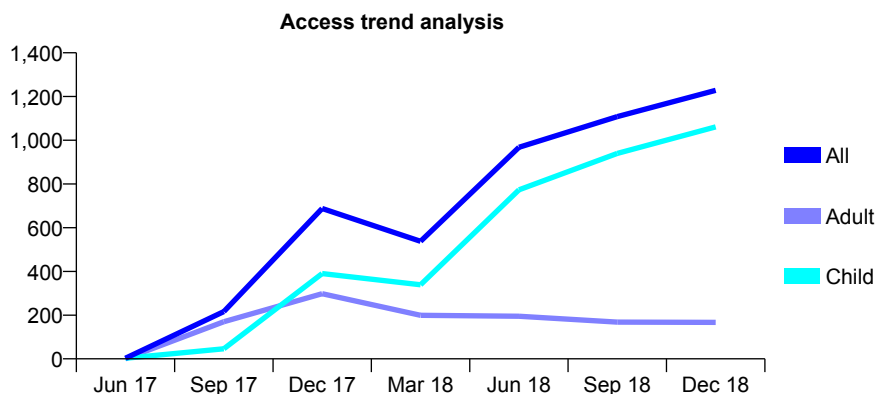
Q54 - Vital Signs At a Glance Contract Report for 100419/0000 - December 2018

Name or company name	MR AA DUGGAL
Contract type name	GDS Contract
Purpose of contract	General
Contract start date	01/05/2017
Contract end date	

18/19 Contracted general activity (UDA)	2,000
Carry forward general activity (UDA)	0
18/19 Contracted orthodontic activity (UOA)	0
Carry forward orthodontic activity (UOA)	0
Baseline contract value	£46,750.67

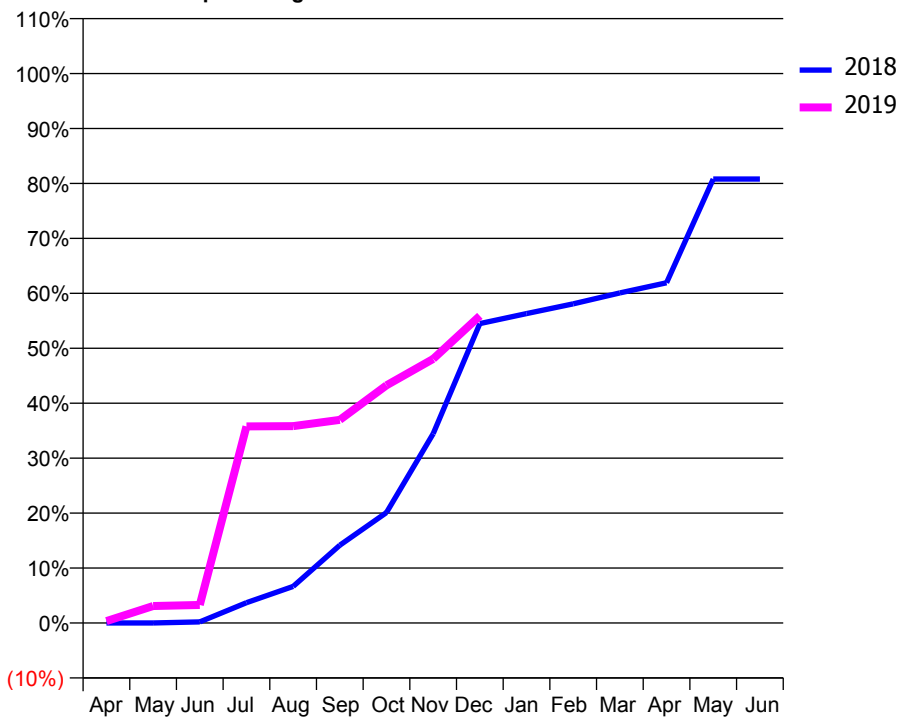
ACCESS*

Patients seen in 24 months	Total	Change since previous quarter
Quarter ending December 2017	688	
Quarter ending March 2018	538	↓
Quarter ending June 2018	968	↑
Quarter ending September 2018	1,108	↑
Quarter ending December 2018	1,228	↑
Variance since December 2017	78.5%	↑



ACTIVITY

Cumulative percentage of contracted UDA delivered 2018 & 2019



Month	Adjusted Scheduled Activity (UDA)	
	2018	2019
April	0	7
May	0	62
June	4	66
July	68	715
August	122	716
September	259	739
October	369	865
November	631	961
December	999	1,118
January	1,032	
February	1,065	
March	1,101	
April	1,135	
May	1,481	
June	1,481	

QUALITY

	Quantity	Base Number	Contract	AT	Region	England
% of FP17s for the same patient ID Re-attending within 3 months - Children	1	1,178	0.1%	9.9%	11.6%	11.8%
% of FP17s for the same patient ID Re-attending within 3 months - Adults	11	188	5.9%	14.7%	15.1%	15.6%
% of FP17s for the same patient ID Re-attending between 3 & 9 months - Children	41	1,178	3.5%	53.0%	59.9%	58.8%
% of FP17s for the same patient ID Re-attending between 3 & 9 months - Adults	21	188	11.2%	47.8%	52.0%	51.0%
% of FP17s for Band 1 Urgent Courses	5	996	0.5%	7.9%	8.0%	9.0%
% of FP17s Relating to Free Repair or Replacements	0	996	0.0%	0.7%	0.8%	0.8%
% of FP17s Relating to Continuations	0	996	0.0%	0.8%	0.9%	0.9%
% of Patients satisfied with the dentistry they have received	0	0	N/A	93.3%	93.6%	93.2%
% of Patients satisfied with the time they had to wait for an appointment	0	0	N/A	90.1%	88.6%	88.3%

* This is based on patients treated on this contract for their most recent course of treatment. Figures in italics indicate the base number of FP17s or Patient Questionnaire responses are less than 100. N/A is shown where the base number of responses is less than 10 during the period. % is calculated as Quantity/Base number*100

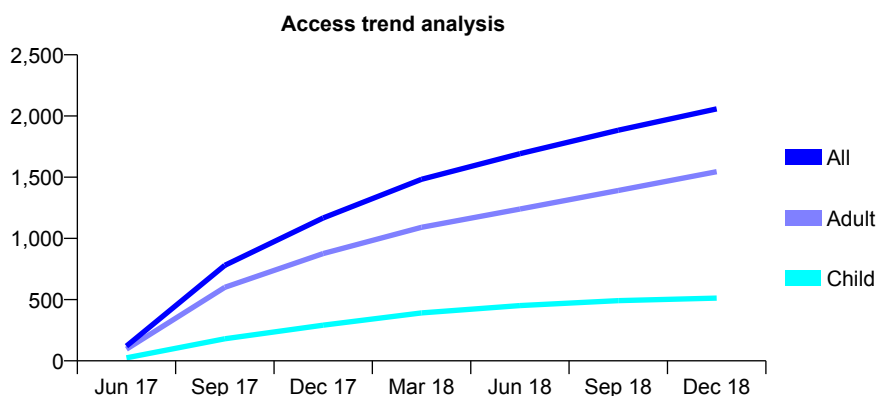
Q54 - Vital Signs At a Glance Contract Report for 100459/0000 - December 2018

Name or company name	Richmond House Dental Practice
Contract type name	GDS Contract
Purpose of contract	General and Orthodontic
Contract start date	01/06/2017
Contract end date	

18/19 Contracted general activity (UDA)	8,918
Carry forward general activity (UDA)	-112
18/19 Contracted orthodontic activity (UOA)	90
Carry forward orthodontic activity (UOA)	-1
Baseline contract value	£270,006.18

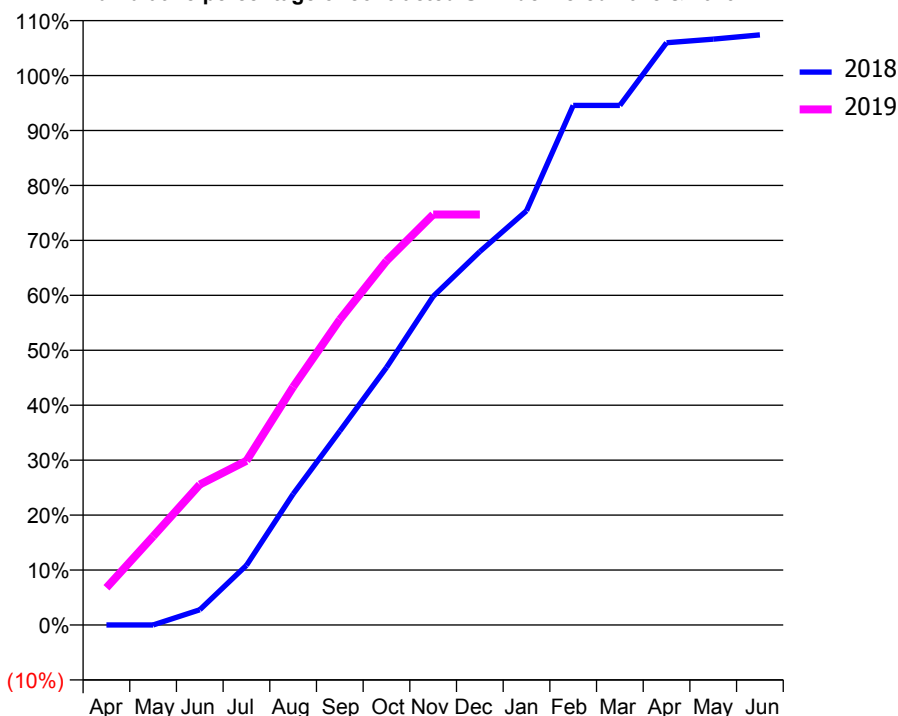
ACCESS*

Patients seen in 24 months	Total	Change since previous quarter
Quarter ending December 2017	1,167	
Quarter ending March 2018	1,483	↑
Quarter ending June 2018	1,692	↑
Quarter ending September 2018	1,884	↑
Quarter ending December 2018	2,058	↑
Variance since December 2017	76.3%	↑



ACTIVITY

Cumulative percentage of contracted UDA delivered 2018 & 2019



Month	Adjusted Scheduled Activity (UDA)	
	2018	2019
April	0	604
May	0	1,439
June	206	2,280
July	802	2,664
August	1,763	3,864
September	2,610	4,957
October	3,466	5,910
November	4,422	6,663
December	5,025	6,663
January	5,575	
February	6,994	
March	6,994	
April	7,838	
May	7,886	
June	7,943	

QUALITY

	Quantity	Base Number	Contract	AT	Region	England
% of FP17s for the same patient ID Re-attending within 3 months - Children	83	841	9.9%	9.9%	11.6%	11.8%
% of FP17s for the same patient ID Re-attending within 3 months - Adults	220	1,869	11.8%	14.7%	15.1%	15.6%
% of FP17s for the same patient ID Re-attending between 3 & 9 months - Children	496	841	59.0%	53.0%	59.9%	58.8%
% of FP17s for the same patient ID Re-attending between 3 & 9 months - Adults	1,026	1,869	54.9%	47.8%	52.0%	51.0%
% of FP17s for Band 1 Urgent Courses	228	2,268	10.1%	7.9%	8.0%	9.0%
% of FP17s Relating to Free Repair or Replacements	21	2,268	0.9%	0.7%	0.8%	0.8%
% of FP17s Relating to Continuations	7	2,268	0.3%	0.8%	0.9%	0.9%
% of Patients satisfied with the dentistry they have received	2	2	N/A	93.3%	93.6%	93.2%
% of Patients satisfied with the time they had to wait for an appointment	2	2	N/A	90.1%	88.6%	88.3%

* This is based on patients treated on this contract for their most recent course of treatment. Figures in italics indicate the base number of FP17s or Patient Questionnaire responses are less than 100. N/A is shown where the base number of responses is less than 10 during the period. % is calculated as Quantity/Base number*100

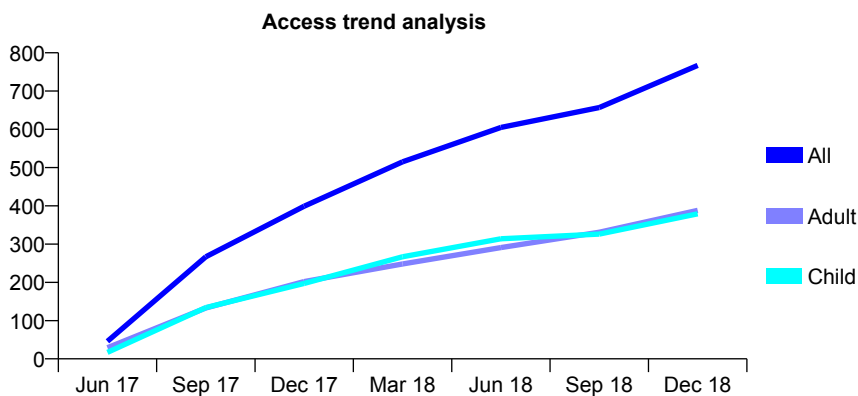
Q54 - Vital Signs At a Glance Contract Report for 100463/0000 - December 2018

Name or company name	MR SB MAHALEKAM
Contract type name	GDS Contract
Purpose of contract	General
Contract start date	01/05/2017
Contract end date	

18/19 Contracted general activity (UDA)	2,000
Carry forward general activity (UDA)	-15
18/19 Contracted orthodontic activity (UOA)	0
Carry forward orthodontic activity (UOA)	0
Baseline contract value	£26,491.36

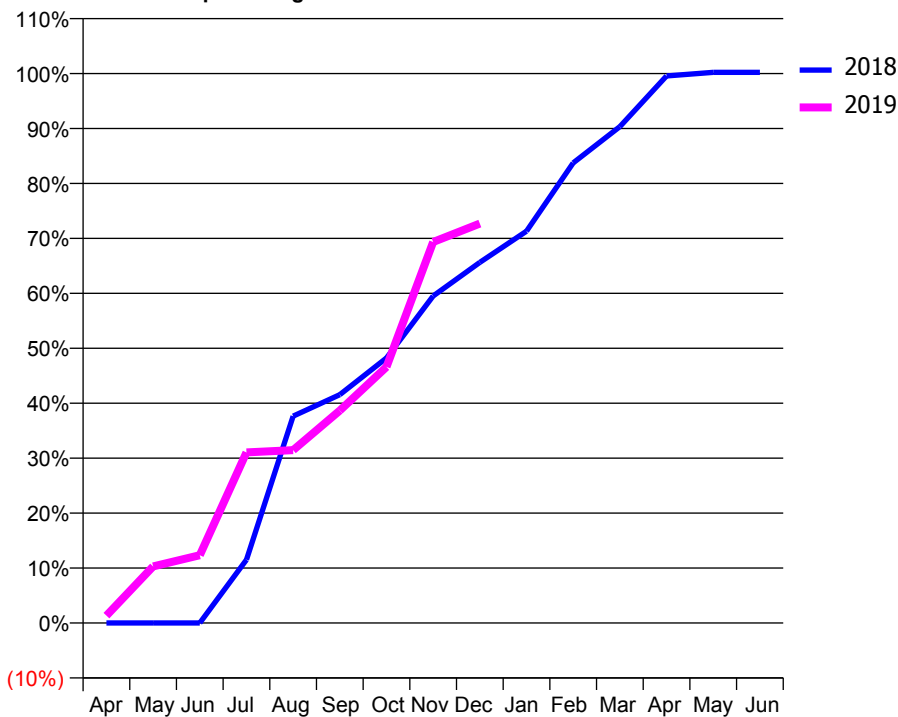
ACCESS*

Patients seen in 24 months	Total	Change since previous quarter
Quarter ending December 2017	399	
Quarter ending March 2018	515	↑
Quarter ending June 2018	605	↑
Quarter ending September 2018	657	↑
Quarter ending December 2018	767	↑
Variance since December 2017	92.2%	↑



ACTIVITY

Cumulative percentage of contracted UDA delivered 2018 & 2019



Month	Adjusted Scheduled Activity (UDA)	
	2018	2019
April	0	27
May	0	206
June	0	247
July	211	621
August	689	629
September	760	773
October	882	932
November	1,089	1,387
December	1,200	1,454
January	1,304	
February	1,532	
March	1,652	
April	1,821	
May	1,833	
June	1,833	

QUALITY

	Quantity	Base Number	Contract	AT	Region	England
% of FP17s for the same patient ID Re-attending within 3 months - Children	8	360	2.2%	9.9%	11.6%	11.8%
% of FP17s for the same patient ID Re-attending within 3 months - Adults	8	351	2.3%	14.7%	15.1%	15.6%
% of FP17s for the same patient ID Re-attending between 3 & 9 months - Children	36	360	10.0%	53.0%	59.9%	58.8%
% of FP17s for the same patient ID Re-attending between 3 & 9 months - Adults	18	351	5.1%	47.8%	52.0%	51.0%
% of FP17s for Band 1 Urgent Courses	48	631	7.6%	7.9%	8.0%	9.0%
% of FP17s Relating to Free Repair or Replacements	1	631	0.2%	0.7%	0.8%	0.8%
% of FP17s Relating to Continuations	0	631	0.0%	0.8%	0.9%	0.9%
% of Patients satisfied with the dentistry they have received	0	0	N/A	93.3%	93.6%	93.2%
% of Patients satisfied with the time they had to wait for an appointment	0	0	N/A	90.1%	88.6%	88.3%

* This is based on patients treated on this contract for their most recent course of treatment. Figures in italics indicate the base number of FP17s or Patient Questionnaire responses are less than 100. N/A is shown where the base number of responses is less than 10 during the period. % is calculated as Quantity/Base number*100

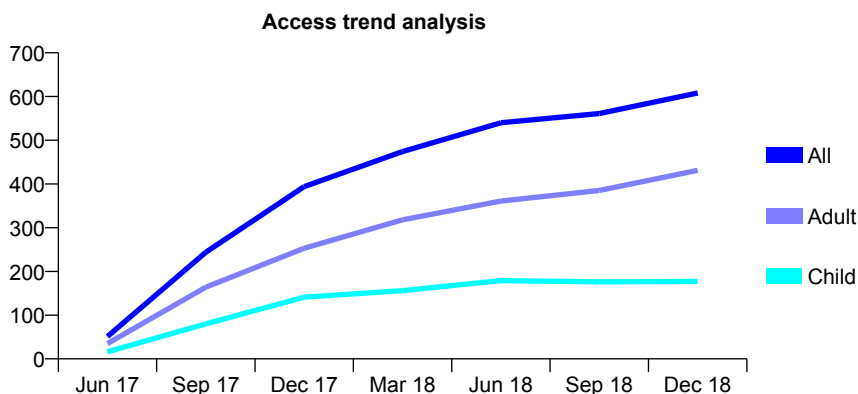
Q54 - Vital Signs At a Glance Contract Report for 100465/0000 - December 2018

Name or company name	MR KS GILL
Contract type name	GDS Contract
Purpose of contract	General
Contract start date	01/05/2017
Contract end date	

18/19 Contracted general activity (UDA)	2,000
Carry forward general activity (UDA)	27
18/19 Contracted orthodontic activity (UOA)	0
Carry forward orthodontic activity (UOA)	0
Baseline contract value	£44,796.73

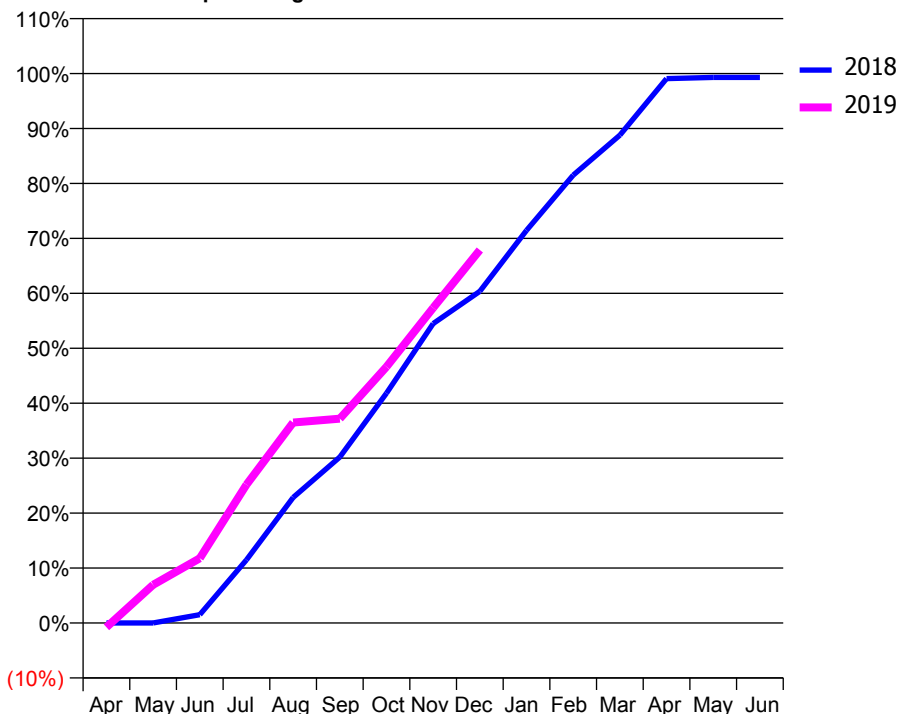
ACCESS*

Patients seen in 24 months	Total	Change since previous quarter
Quarter ending December 2017	394	
Quarter ending March 2018	474	↑
Quarter ending June 2018	540	↑
Quarter ending September 2018	561	↑
Quarter ending December 2018	608	↑
Variance since December 2017	54.3%	↑



ACTIVITY

Cumulative percentage of contracted UDA delivered 2018 & 2019



Month	Adjusted Scheduled Activity (UDA)	
	2018	2019
April	0	-16
May	0	139
June	28	235
July	210	504
August	419	730
September	554	744
October	767	932
November	999	1,147
December	1,106	1,358
January	1,310	
February	1,494	
March	1,627	
April	1,816	
May	1,820	
June	1,820	

QUALITY

	Quantity	Base Number	Contract	AT	Region	England
% of FP17s for the same patient ID Re-attending within 3 months - Children	3	230	1.3%	9.9%	11.6%	11.8%
% of FP17s for the same patient ID Re-attending within 3 months - Adults	20	447	4.5%	14.7%	15.1%	15.6%
% of FP17s for the same patient ID Re-attending between 3 & 9 months - Children	85	230	37.0%	53.0%	59.9%	58.8%
% of FP17s for the same patient ID Re-attending between 3 & 9 months - Adults	101	447	22.6%	47.8%	52.0%	51.0%
% of FP17s for Band 1 Urgent Courses	18	612	2.9%	7.9%	8.0%	9.0%
% of FP17s Relating to Free Repair or Replacements	6	612	1.0%	0.7%	0.8%	0.8%
% of FP17s Relating to Continuations	0	612	0.0%	0.8%	0.9%	0.9%
% of Patients satisfied with the dentistry they have received	0	0	N/A	93.3%	93.6%	93.2%
% of Patients satisfied with the time they had to wait for an appointment	0	0	N/A	90.1%	88.6%	88.3%

* This is based on patients treated on this contract for their most recent course of treatment. Figures in italics indicate the base number of FP17s or Patient Questionnaire responses are less than 100. N/A is shown where the base number of responses is less than 10 during the period. % is calculated as Quantity/Base number*100

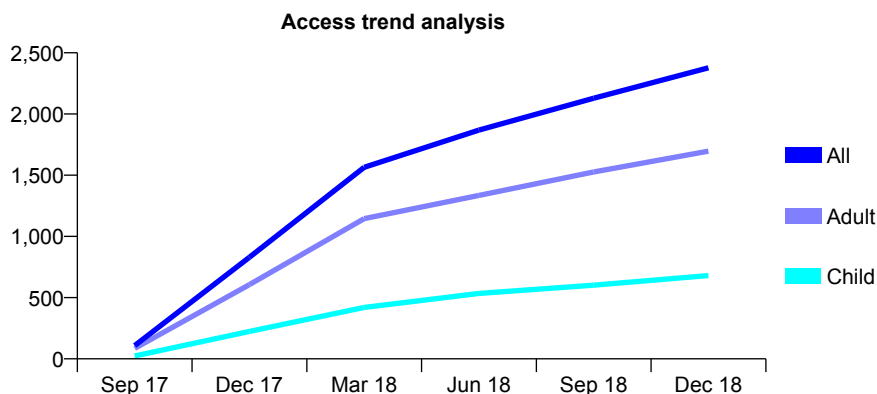
Q54 - Vital Signs At a Glance Contract Report for 100517/0000 - December 2018

Name or company name	BST Partnership
Contract type name	PDS Plus Contract
Purpose of contract	General
Contract start date	01/09/2017
Contract end date	31/03/2020

18/19 Contracted general activity (UDA)	7,000
Carry forward general activity (UDA)	-4
18/19 Contracted orthodontic activity (UOA)	0
Carry forward orthodontic activity (UOA)	0
Baseline contract value	£89,250.00

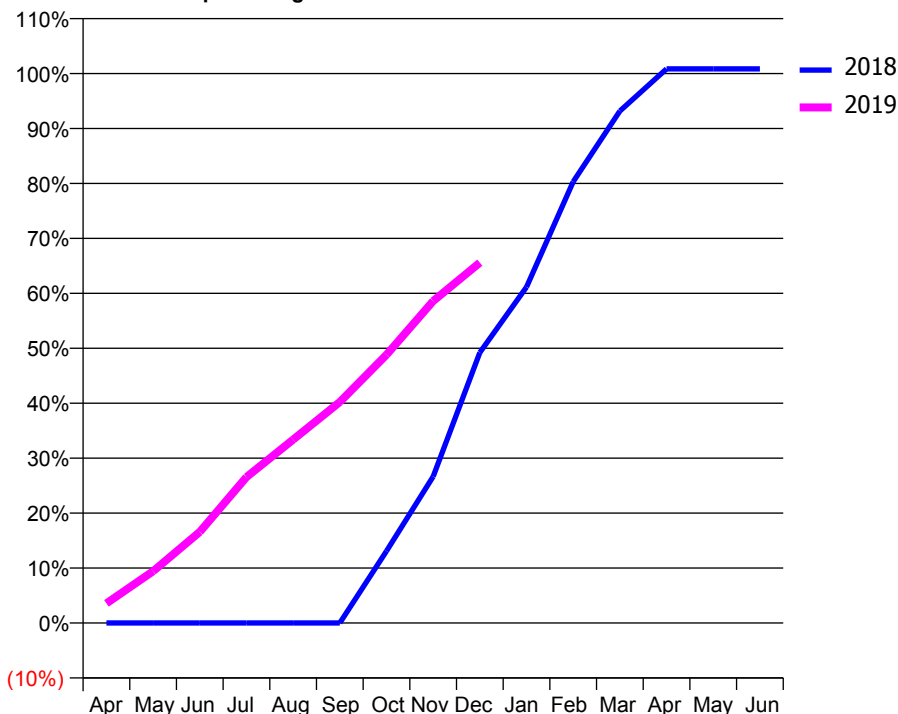
ACCESS*

Patients seen in 24 months	Total	Change since previous quarter
Quarter ending December 2017	830	
Quarter ending March 2018	1,565	↑
Quarter ending June 2018	1,869	↑
Quarter ending September 2018	2,129	↑
Quarter ending December 2018	2,377	↑
Variance since December 2017	186.4%	↑



ACTIVITY

Cumulative percentage of contracted UDA delivered 2018 & 2019



Adjusted Scheduled Activity (UDA)

Month	2018	2019
April	0	251
May	0	660
June	0	1,162
July	0	1,859
August	0	2,337
September	0	2,815
October	522	3,417
November	1,062	4,102
December	1,963	4,591
January	2,437	
February	3,201	
March	3,714	
April	4,020	
May	4,020	
June	4,020	

QUALITY

	Quantity	Base Number	Contract	AT	Region	England
% of FP17s for the same patient ID Re-attending within 3 months - Children	26	696	3.7%	9.9%	11.6%	11.8%
% of FP17s for the same patient ID Re-attending within 3 months - Adults	227	1,810	12.5%	14.7%	15.1%	15.6%
% of FP17s for the same patient ID Re-attending between 3 & 9 months - Children	313	696	45.0%	53.0%	59.9%	58.8%
% of FP17s for the same patient ID Re-attending between 3 & 9 months - Adults	812	1,810	44.9%	47.8%	52.0%	51.0%
% of FP17s for Band 1 Urgent Courses	197	2,371	8.3%	7.9%	8.0%	9.0%
% of FP17s Relating to Free Repair or Replacements	21	2,371	0.9%	0.7%	0.8%	0.8%
% of FP17s Relating to Continuations	45	2,371	1.9%	0.8%	0.9%	0.9%
% of Patients satisfied with the dentistry they have received	0	0	N/A	93.3%	93.6%	93.2%
% of Patients satisfied with the time they had to wait for an appointment	0	0	N/A	90.1%	88.6%	88.3%

* This is based on patients treated on this contract for their most recent course of treatment. Figures in italics indicate the base number of FP17s or Patient Questionnaire responses are less than 100. N/A is shown where the base number of responses is less than 10 during the period. % is calculated as Quantity/Base number*100

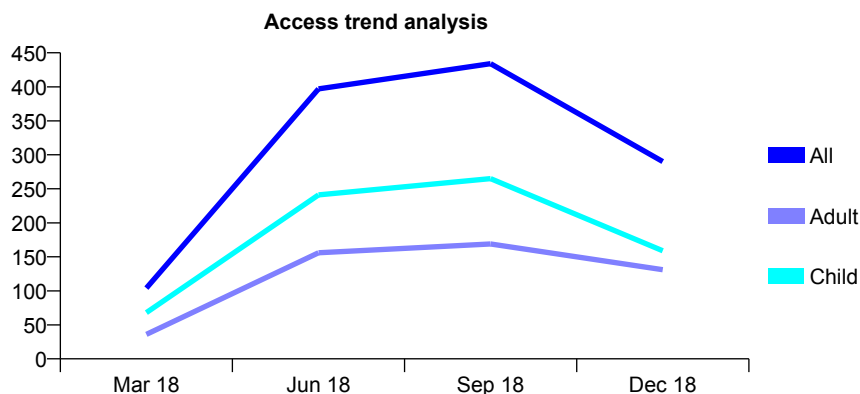
Q54 - Vital Signs At a Glance Contract Report for 100600/0000 - December 2018

Name or company name	New Light DA Limited
Contract type name	GDS Contract
Purpose of contract	General
Contract start date	17/05/2017
Contract end date	

18/19 Contracted general activity (UDA)	2,000
Carry forward general activity (UDA)	0
18/19 Contracted orthodontic activity (UOA)	0
Carry forward orthodontic activity (UOA)	0
Baseline contract value	£45,249.23

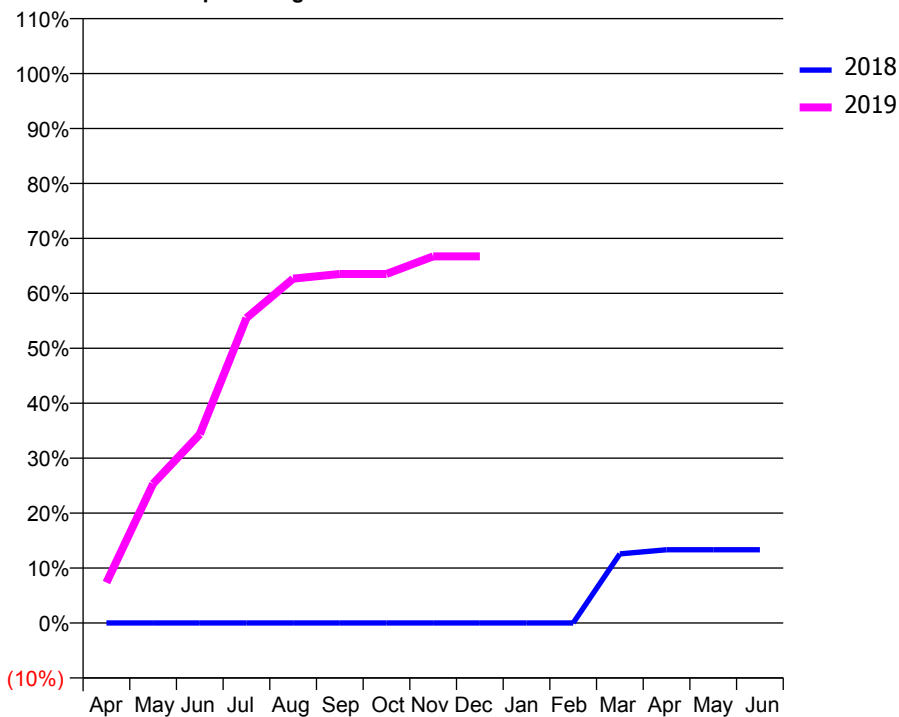
ACCESS*

Patients seen in 24 months	Total	Change since previous quarter
Quarter ending December 2017	0	
Quarter ending March 2018	104	
Quarter ending June 2018	397	↑
Quarter ending September 2018	434	↑
Quarter ending December 2018	290	↓
Variance since December 2017	N/A	



ACTIVITY

Cumulative percentage of contracted UDA delivered 2018 & 2019



Month	Adjusted Scheduled Activity (UDA)	
	2018	2019
April	0	147
May	0	507
June	0	687
July	0	1,110
August	0	1,253
September	0	1,270
October	0	1,270
November	0	1,334
December	0	1,334
January	0	
February	0	
March	220	
April	233	
May	233	
June	233	

QUALITY

	Quantity	Base Number	Contract	AT	Region	England
% of FP17s for the same patient ID Re-attending within 3 months - Children	5	259	1.9%	9.9%	11.6%	11.8%
% of FP17s for the same patient ID Re-attending within 3 months - Adults	10	194	5.2%	14.7%	15.1%	15.6%
% of FP17s for the same patient ID Re-attending between 3 & 9 months - Children	4	259	1.5%	53.0%	59.9%	58.8%
% of FP17s for the same patient ID Re-attending between 3 & 9 months - Adults	8	194	4.1%	47.8%	52.0%	51.0%
% of FP17s for Band 1 Urgent Courses	11	446	2.5%	7.9%	8.0%	9.0%
% of FP17s Relating to Free Repair or Replacements	0	446	0.0%	0.7%	0.8%	0.8%
% of FP17s Relating to Continuations	4	446	0.9%	0.8%	0.9%	0.9%
% of Patients satisfied with the dentistry they have received	0	0	N/A	93.3%	93.6%	93.2%
% of Patients satisfied with the time they had to wait for an appointment	0	0	N/A	90.1%	88.6%	88.3%

* This is based on patients treated on this contract for their most recent course of treatment. Figures in italics indicate the base number of FP17s or Patient Questionnaire responses are less than 100. N/A is shown where the base number of responses is less than 10 during the period. % is calculated as Quantity/Base number*100

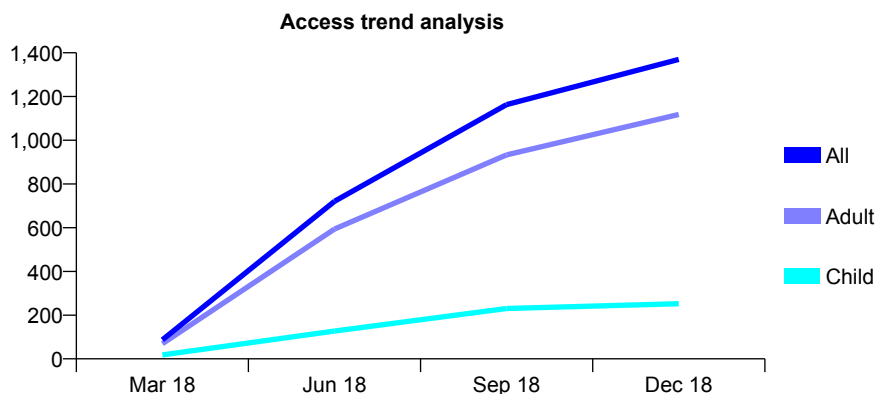
Q54 - Vital Signs At a Glance Contract Report for 100622/0000 - December 2018

Name or company name	MR SL REES
Contract type name	GDS Contract
Purpose of contract	General and Orthodontic
Contract start date	01/12/2017
Contract end date	

18/19 Contracted general activity (UDA)	6,811
Carry forward general activity (UDA)	-136
18/19 Contracted orthodontic activity (UOA)	450
Carry forward orthodontic activity (UOA)	-9
Baseline contract value	£255,168.19

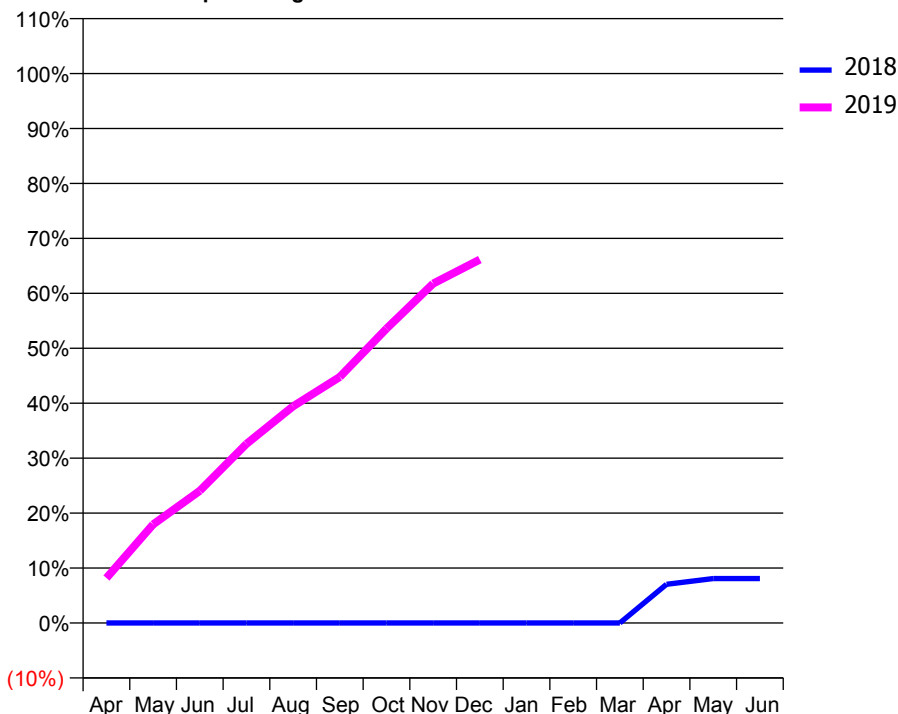
ACCESS*

Patients seen in 24 months	Total	Change since previous quarter
Quarter ending December 2017	0	
Quarter ending March 2018	87	
Quarter ending June 2018	721	↑
Quarter ending September 2018	1,163	↑
Quarter ending December 2018	1,370	↑
Variance since December 2017	N/A	



ACTIVITY

Cumulative percentage of contracted UDA delivered 2018 & 2019



Adjusted Scheduled Activity (UDA)

Month	2018	2019
April	0	558
May	0	1,223
June	0	1,639
July	0	2,221
August	0	2,686
September	0	3,051
October	0	3,649
November	0	4,207
December	0	4,505
January	0	
February	0	
March	0	
April	160	
May	184	
June	184	

QUALITY

	Quantity	Base Number	Contract	AT	Region	England
% of FP17s for the same patient ID Re-attending within 3 months - Children	26	424	6.1%	9.9%	11.6%	11.8%
% of FP17s for the same patient ID Re-attending within 3 months - Adults	186	1,611	11.5%	14.7%	15.1%	15.6%
% of FP17s for the same patient ID Re-attending between 3 & 9 months - Children	67	424	15.8%	53.0%	59.9%	58.8%
% of FP17s for the same patient ID Re-attending between 3 & 9 months - Adults	309	1,611	19.2%	47.8%	52.0%	51.0%
% of FP17s for Band 1 Urgent Courses	38	1,865	2.0%	7.9%	8.0%	9.0%
% of FP17s Relating to Free Repair or Replacements	20	1,865	1.1%	0.7%	0.8%	0.8%
% of FP17s Relating to Continuations	46	1,865	2.5%	0.8%	0.9%	0.9%
% of Patients satisfied with the dentistry they have received	0	0	N/A	93.3%	93.6%	93.2%
% of Patients satisfied with the time they had to wait for an appointment	0	0	N/A	90.1%	88.6%	88.3%

* This is based on patients treated on this contract for their most recent course of treatment. Figures in italics indicate the base number of FP17s or Patient Questionnaire responses are less than 100. N/A is shown where the base number of responses is less than 10 during the period. % is calculated as Quantity/Base number*100

Q54 - Vital Signs At a Glance Contract Report for 100878/0000 - December 2018


Name or company name	MR V SUDRA
Contract type name	GDS Contract
Purpose of contract	General
Contract start date	01/10/2018
Contract end date	

18/19 Contracted general activity (UDA)	1,000
Carry forward general activity (UDA)	0
18/19 Contracted orthodontic activity (UOA)	0
Carry forward orthodontic activity (UOA)	0
Baseline contract value	£32,057.37

ACCESS*

Patients seen in 24 months	Total	Change since previous quarter
Quarter ending December 2017	0	
Quarter ending March 2018	0	
Quarter ending June 2018	0	
Quarter ending September 2018	0	
Quarter ending December 2018	34	↑
Variance since December 2017	N/A	

Access trend analysis



ACTIVITY

Cumulative percentage of contracted UDA delivered 2018 & 2019



Month	Adjusted Scheduled Activity (UDA)	
	2018	2019
April	0	0
May	0	0
June	0	0
July	0	0
August	0	0
September	0	0
October	0	0
November	0	52
December	0	106
January	0	
February	0	
March	0	
April	0	
May	0	
June	0	

QUALITY

	Quantity	Base Number	Contract	AT	Region	England
% of FP17s for the same patient ID Re-attending within 3 months - Children	0	5	0.0%	9.9%	11.6%	11.8%
% of FP17s for the same patient ID Re-attending within 3 months - Adults	0	41	0.0%	14.7%	15.1%	15.6%
% of FP17s for the same patient ID Re-attending between 3 & 9 months - Children	0	5	0.0%	53.0%	59.9%	58.8%
% of FP17s for the same patient ID Re-attending between 3 & 9 months - Adults	0	41	0.0%	47.8%	52.0%	51.0%
% of FP17s for Band 1 Urgent Courses	9	46	19.6%	7.9%	8.0%	9.0%
% of FP17s Relating to Free Repair or Replacements	0	46	0.0%	0.7%	0.8%	0.8%
% of FP17s Relating to Continuations	0	46	0.0%	0.8%	0.9%	0.9%
% of Patients satisfied with the dentistry they have received	0	0	N/A	93.3%	93.6%	93.2%
% of Patients satisfied with the time they had to wait for an appointment	0	0	N/A	90.1%	88.6%	88.3%

* This is based on patients treated on this contract for their most recent course of treatment. Figures in italics indicate the base number of FP17s or Patient Questionnaire responses are less than 100. N/A is shown where the base number of responses is less than 10 during the period. % is calculated as Quantity/Base number*100

Q54 - Vital Signs At a Glance Contract Report for 100895/0000 - December 2018


Name or company name	MR RS KUDHAIL
Contract type name	GDS Contract
Purpose of contract	General
Contract start date	01/10/2018
Contract end date	

18/19 Contracted general activity (UDA)	6,474
Carry forward general activity (UDA)	0
18/19 Contracted orthodontic activity (UOA)	0
Carry forward orthodontic activity (UOA)	0
Baseline contract value	£192,893.15

ACCESS*

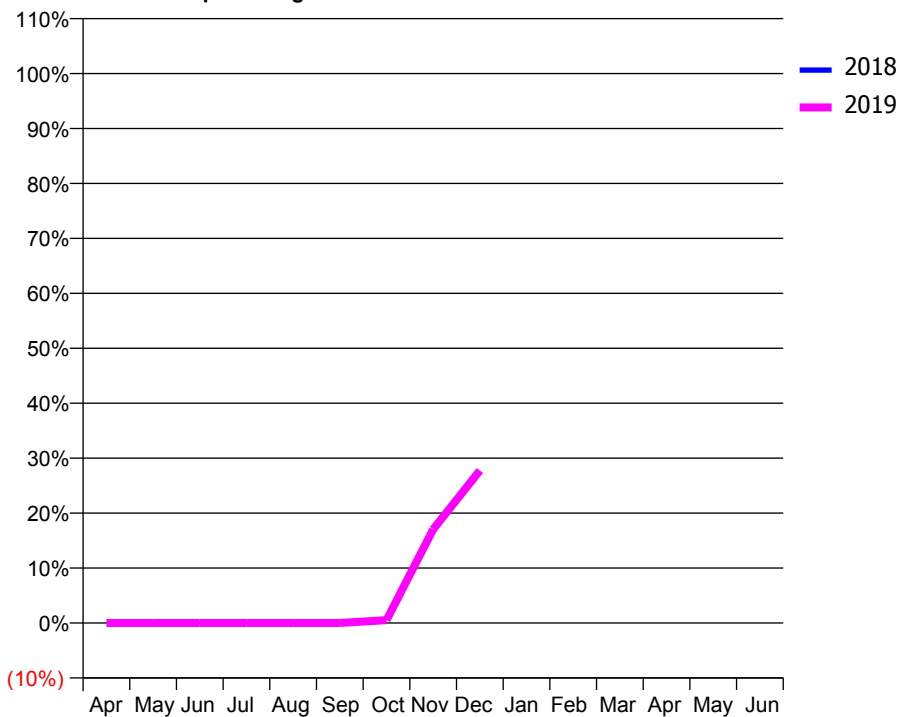
Patients seen in 24 months	Total	Change since previous quarter
Quarter ending December 2017	0	
Quarter ending March 2018	0	
Quarter ending June 2018	0	
Quarter ending September 2018	0	
Quarter ending December 2018	1,003	↑
Variance since December 2017	N/A	

Access trend analysis



ACTIVITY

Cumulative percentage of contracted UDA delivered 2018 & 2019



Month	Adjusted Scheduled Activity (UDA)	
	2018	2019
April	0	0
May	0	0
June	0	0
July	0	0
August	0	0
September	0	0
October	0	34
November	0	1,104
December	0	1,796
January	0	
February	0	
March	0	
April	0	
May	0	
June	0	

QUALITY

	Quantity	Base Number	Contract	AT	Region	England
% of FP17s for the same patient ID Re-attending within 3 months - Children	3	213	1.4%	9.9%	11.6%	11.8%
% of FP17s for the same patient ID Re-attending within 3 months - Adults	21	766	2.7%	14.7%	15.1%	15.6%
% of FP17s for the same patient ID Re-attending between 3 & 9 months - Children	0	213	0.0%	53.0%	59.9%	58.8%
% of FP17s for the same patient ID Re-attending between 3 & 9 months - Adults	0	766	0.0%	47.8%	52.0%	51.0%
% of FP17s for Band 1 Urgent Courses	61	873	7.0%	7.9%	8.0%	9.0%
% of FP17s Relating to Free Repair or Replacements	10	873	1.1%	0.7%	0.8%	0.8%
% of FP17s Relating to Continuations	3	873	0.3%	0.8%	0.9%	0.9%
% of Patients satisfied with the dentistry they have received	0	0	N/A	93.3%	93.6%	93.2%
% of Patients satisfied with the time they had to wait for an appointment	0	0	N/A	90.1%	88.6%	88.3%

* This is based on patients treated on this contract for their most recent course of treatment. Figures in italics indicate the base number of FP17s or Patient Questionnaire responses are less than 100. N/A is shown where the base number of responses is less than 10 during the period. % is calculated as Quantity/Base number*100

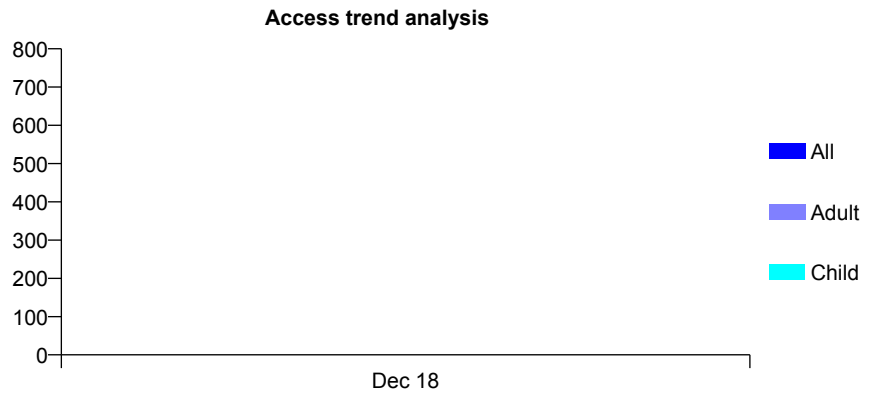
Q54 - Vital Signs At a Glance Contract Report for 100898/0000 - December 2018

Name or company name	MR KS AULAK
Contract type name	GDS Contract
Purpose of contract	General
Contract start date	01/11/2018
Contract end date	

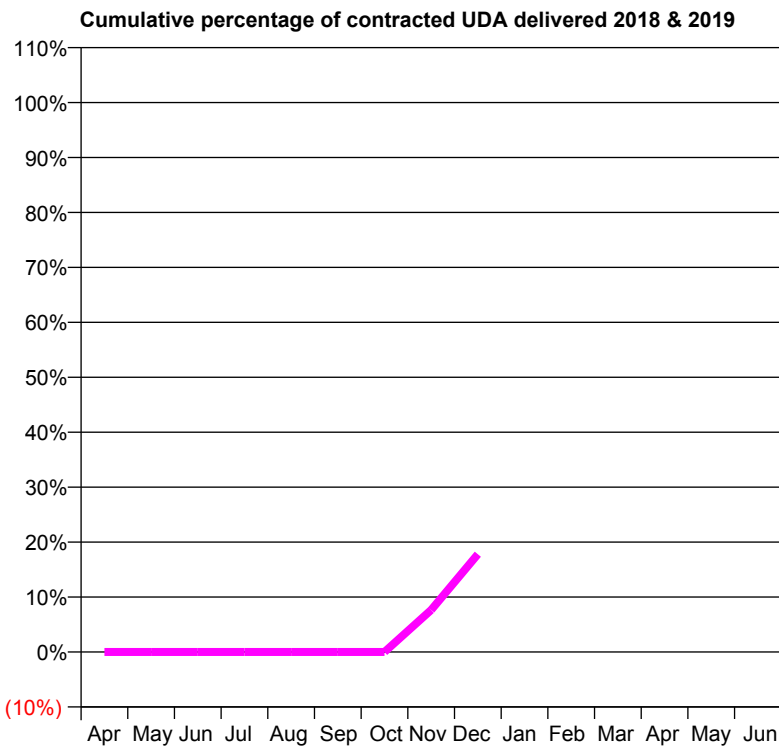
18/19 Contracted general activity (UDA)	9,167
Carry forward general activity (UDA)	0
18/19 Contracted orthodontic activity (UOA)	0
Carry forward orthodontic activity (UOA)	0
Baseline contract value	£232,991.25

ACCESS*

Patients seen in 24 months	Total	Change since previous quarter
Quarter ending December 2017	0	
Quarter ending March 2018	0	
Quarter ending June 2018	0	
Quarter ending September 2018	0	
Quarter ending December 2018	776	↑
Variance since December 2017	N/A	



ACTIVITY



Month	Adjusted Scheduled Activity (UDA)	
	2018	2019
April	0	0
May	0	0
June	0	0
July	0	0
August	0	0
September	0	0
October	0	0
November	0	701
December	0	1,631
January	0	
February	0	
March	0	
April	0	
May	0	
June	0	

QUALITY

	Quantity	Base Number	Contract	AT	Region	England
% of FP17s for the same patient ID Re-attending within 3 months - Children	3	213	1.4%	9.9%	11.6%	11.8%
% of FP17s for the same patient ID Re-attending within 3 months - Adults	17	562	3.0%	14.7%	15.1%	15.6%
% of FP17s for the same patient ID Re-attending between 3 & 9 months - Children	0	213	0.0%	53.0%	59.9%	58.8%
% of FP17s for the same patient ID Re-attending between 3 & 9 months - Adults	0	562	0.0%	47.8%	52.0%	51.0%
% of FP17s for Band 1 Urgent Courses	121	775	15.6%	7.9%	8.0%	9.0%
% of FP17s Relating to Free Repair or Replacements	7	775	0.9%	0.7%	0.8%	0.8%
% of FP17s Relating to Continuations	6	775	0.8%	0.8%	0.9%	0.9%
% of Patients satisfied with the dentistry they have received	0	0	N/A	93.3%	93.6%	93.2%
% of Patients satisfied with the time they had to wait for an appointment	0	0	N/A	90.1%	88.6%	88.3%

* This is based on patients treated on this contract for their most recent course of treatment. Figures in italics indicate the base number of FP17s or Patient Questionnaire responses are less than 100. N/A is shown where the base number of responses is less than 10 during the period. % is calculated as Quantity/Base number*100

Q54 - Vital Signs At a Glance Contract Report for 100916/0000 - December 2018


Name or company name	The Fold & Fairfield Dental Surgery's partn
Contract type name	GDS Contract
Purpose of contract	General
Contract start date	01/12/2018
Contract end date	

18/19 Contracted general activity (UDA)	2,795
Carry forward general activity (UDA)	0
18/19 Contracted orthodontic activity (UOA)	0
Carry forward orthodontic activity (UOA)	0
Baseline contract value	£84,830.62

ACCESS*

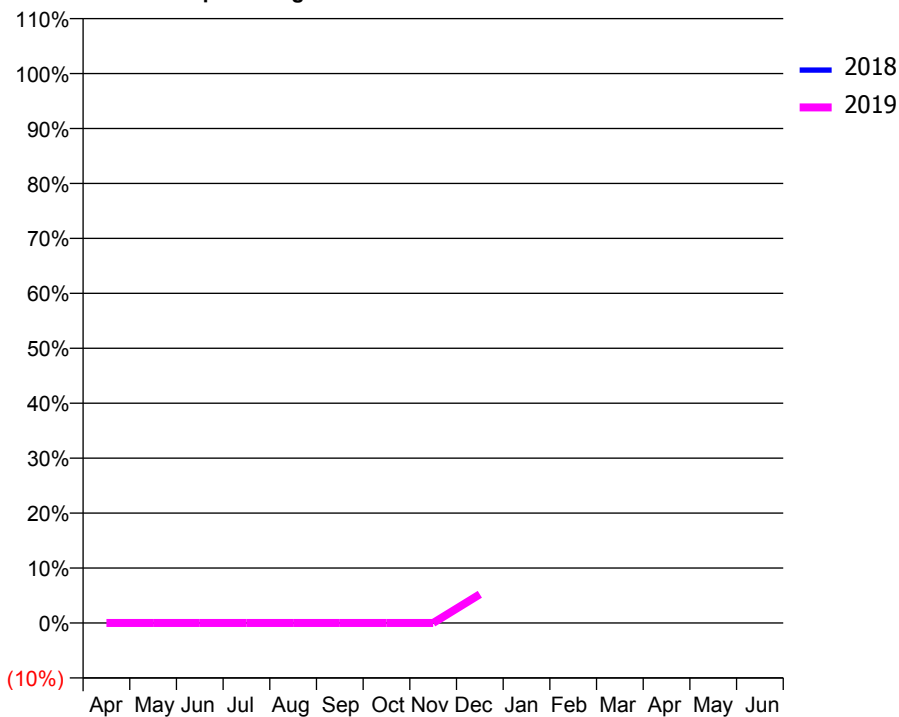
Patients seen in 24 months	Total	Change since previous quarter
Quarter ending December 2017	0	
Quarter ending March 2018	0	
Quarter ending June 2018	0	
Quarter ending September 2018	0	
Quarter ending December 2018	125	↑
Variance since December 2017	N/A	

Access trend analysis



ACTIVITY

Cumulative percentage of contracted UDA delivered 2018 & 2019



Month	Adjusted Scheduled Activity (UDA)	
	2018	2019
April	0	0
May	0	0
June	0	0
July	0	0
August	0	0
September	0	0
October	0	0
November	0	0
December	0	146
January	0	
February	0	
March	0	
April	0	
May	0	
June	0	

QUALITY

	Quantity	Base Number	Contract	AT	Region	England
% of FP17s for the same patient ID Re-attending within 3 months - Children	0	18	0.0%	9.9%	11.6%	11.8%
% of FP17s for the same patient ID Re-attending within 3 months - Adults	0	50	0.0%	14.7%	15.1%	15.6%
% of FP17s for the same patient ID Re-attending between 3 & 9 months - Children	0	18	0.0%	53.0%	59.9%	58.8%
% of FP17s for the same patient ID Re-attending between 3 & 9 months - Adults	0	50	0.0%	47.8%	52.0%	51.0%
% of FP17s for Band 1 Urgent Courses	5	68	7.4%	7.9%	8.0%	9.0%
% of FP17s Relating to Free Repair or Replacements	0	68	0.0%	0.7%	0.8%	0.8%
% of FP17s Relating to Continuations	0	68	0.0%	0.8%	0.9%	0.9%
% of Patients satisfied with the dentistry they have received	0	0	N/A	93.3%	93.6%	93.2%
% of Patients satisfied with the time they had to wait for an appointment	0	0	N/A	90.1%	88.6%	88.3%

* This is based on patients treated on this contract for their most recent course of treatment. Figures in italics indicate the base number of FP17s or Patient Questionnaire responses are less than 100. N/A is shown where the base number of responses is less than 10 during the period. % is calculated as Quantity/Base number*100

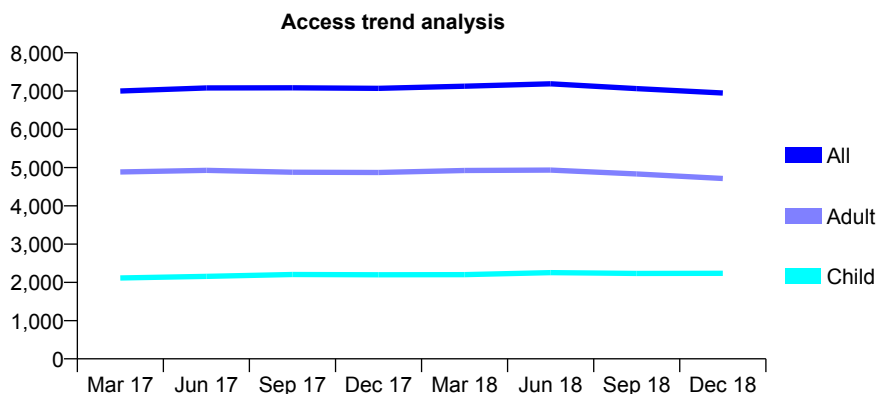
Q54 - Vital Signs At a Glance Contract Report for 101281/0126 - December 2018

Name or company name	OASIS DENTAL CARE LTD
Contract type name	GDS Contract
Purpose of contract	General
Contract start date	01/04/2006
Contract end date	

18/19 Contracted general activity (UDA)	21,700
Carry forward general activity (UDA)	0
18/19 Contracted orthodontic activity (UOA)	0
Carry forward orthodontic activity (UOA)	0
Baseline contract value	£482,717.18

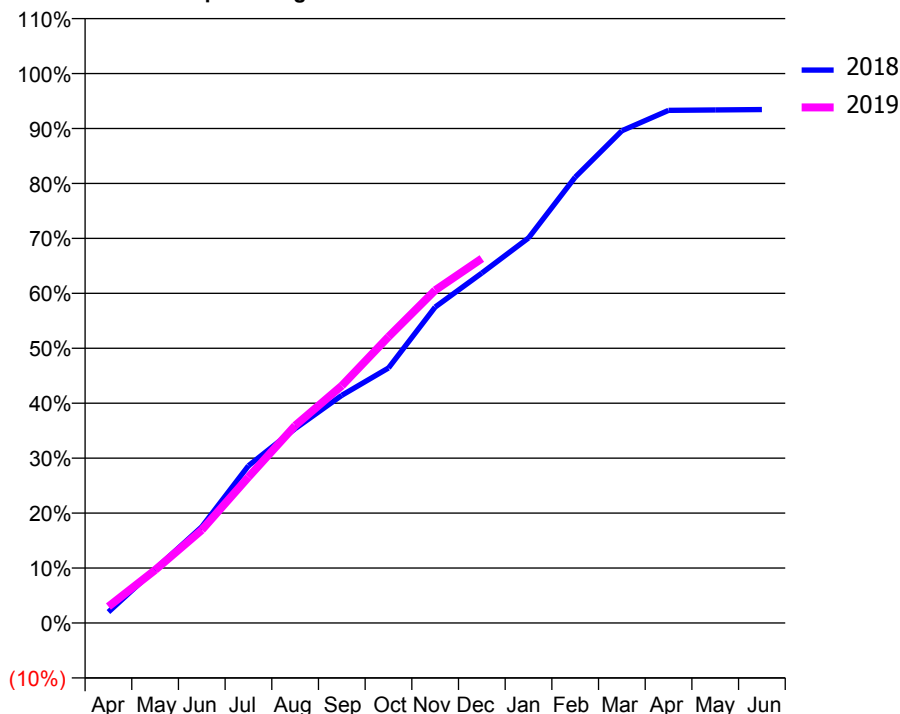
ACCESS*

Patients seen in 24 months	Total	Change since previous quarter
Quarter ending December 2017	7,070	
Quarter ending March 2018	7,126	→
Quarter ending June 2018	7,188	→
Quarter ending September 2018	7,064	↓
Quarter ending December 2018	6,950	↓
Variance since December 2017	(1.7%)	↓



ACTIVITY

Cumulative percentage of contracted UDA delivered 2018 & 2019



Adjusted Scheduled Activity (UDA)

Month	2018	2019
April	434	651
May	2,127	2,091
June	3,800	3,672
July	6,210	5,764
August	7,676	7,794
September	8,994	9,371
October	10,071	11,306
November	12,479	13,143
December	13,821	14,392
January	15,204	
February	17,604	
March	19,441	
April	20,243	
May	20,261	
June	20,276	

QUALITY

	Quantity	Base Number	Contract	AT	Region	England
% of FP17s for the same patient ID Re-attending within 3 months - Children	149	1,862	8.0%	9.9%	11.6%	11.8%
% of FP17s for the same patient ID Re-attending within 3 months - Adults	824	3,973	20.7%	14.7%	15.1%	15.6%
% of FP17s for the same patient ID Re-attending between 3 & 9 months - Children	797	1,862	42.8%	53.0%	59.9%	58.8%
% of FP17s for the same patient ID Re-attending between 3 & 9 months - Adults	1,468	3,973	36.9%	47.8%	52.0%	51.0%
% of FP17s for Band 1 Urgent Courses	607	5,572	10.9%	7.9%	8.0%	9.0%
% of FP17s Relating to Free Repair or Replacements	48	5,572	0.9%	0.7%	0.8%	0.8%
% of FP17s Relating to Continuations	135	5,572	2.4%	0.8%	0.9%	0.9%
% of Patients satisfied with the dentistry they have received	1	1	N/A	93.3%	93.6%	93.2%
% of Patients satisfied with the time they had to wait for an appointment	0	1	N/A	90.1%	88.6%	88.3%

* This is based on patients treated on this contract for their most recent course of treatment. Figures in italics indicate the base number of FP17s or Patient Questionnaire responses are less than 100. N/A is shown where the base number of responses is less than 10 during the period. % is calculated as Quantity/Base number*100

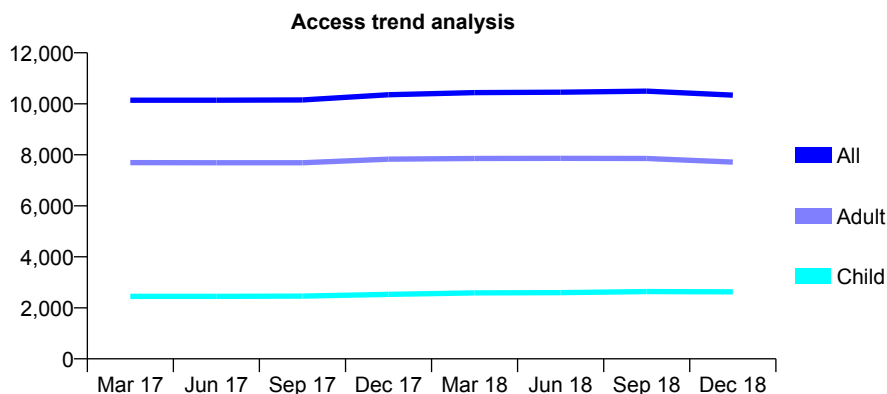
Q54 - Vital Signs At a Glance Contract Report for 101281/0176 - December 2018

Name or company name	OASIS DENTAL CARE LTD
Contract type name	GDS Contract
Purpose of contract	General
Contract start date	27/12/2007
Contract end date	

18/19 Contracted general activity (UDA)	29,000
Carry forward general activity (UDA)	-580
18/19 Contracted orthodontic activity (UOA)	0
Carry forward orthodontic activity (UOA)	0
Baseline contract value	£619,231.20

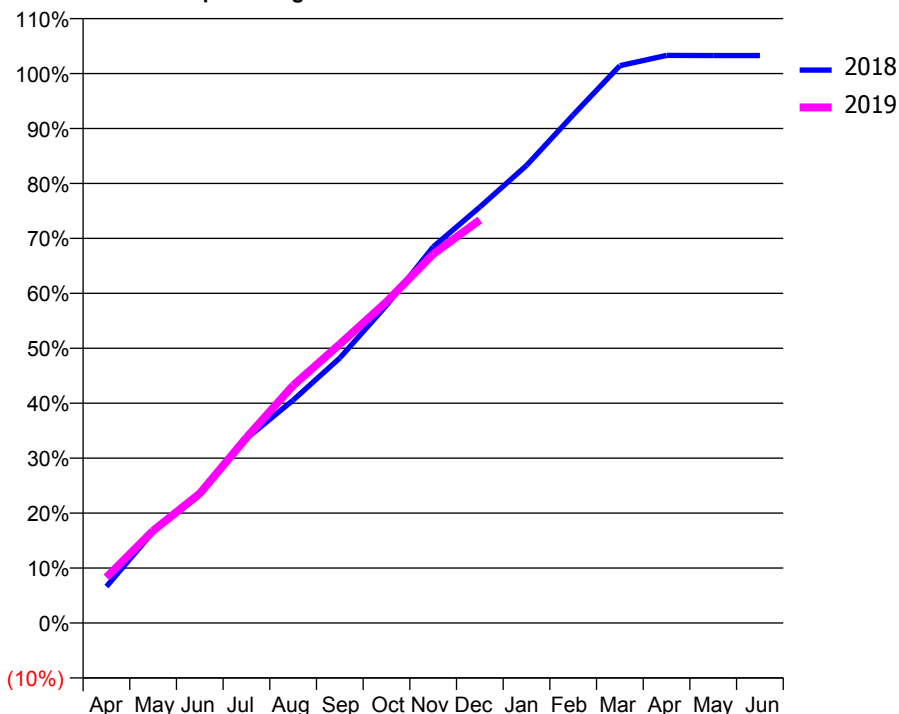
ACCESS*

Patients seen in 24 months	Total	Change since previous quarter
Quarter ending December 2017	10,354	
Quarter ending March 2018	10,438	→
Quarter ending June 2018	10,457	→
Quarter ending September 2018	10,497	→
Quarter ending December 2018	10,340	↓
Variance since December 2017	(0.1%)	→



ACTIVITY

Cumulative percentage of contracted UDA delivered 2018 & 2019



Month	Adjusted Scheduled Activity (UDA)	
	2018	2019
April	1,924	2,412
May	4,807	4,871
June	6,755	6,838
July	9,735	9,788
August	11,766	12,539
September	13,989	14,721
October	16,768	16,952
November	19,850	19,471
December	21,954	21,271
January	24,147	
February	26,814	
March	29,412	
April	29,952	
May	29,950	
June	29,950	

QUALITY

	Quantity	Base Number	Contract	AT	Region	England
% of FP17s for the same patient ID Re-attending within 3 months - Children	163	2,592	6.3%	9.9%	11.6%	11.8%
% of FP17s for the same patient ID Re-attending within 3 months - Adults	985	7,367	13.4%	14.7%	15.1%	15.6%
% of FP17s for the same patient ID Re-attending between 3 & 9 months - Children	1,506	2,592	58.1%	53.0%	59.9%	58.8%
% of FP17s for the same patient ID Re-attending between 3 & 9 months - Adults	3,923	7,367	53.3%	47.8%	52.0%	51.0%
% of FP17s for Band 1 Urgent Courses	902	9,686	9.3%	7.9%	8.0%	9.0%
% of FP17s Relating to Free Repair or Replacements	98	9,686	1.0%	0.7%	0.8%	0.8%
% of FP17s Relating to Continuations	78	9,686	0.8%	0.8%	0.9%	0.9%
% of Patients satisfied with the dentistry they have received	6	6	N/A	93.3%	93.6%	93.2%
% of Patients satisfied with the time they had to wait for an appointment	5	6	N/A	90.1%	88.6%	88.3%

* This is based on patients treated on this contract for their most recent course of treatment. Figures in italics indicate the base number of FP17s or Patient Questionnaire responses are less than 100. N/A is shown where the base number of responses is less than 10 during the period. % is calculated as Quantity/Base number*100

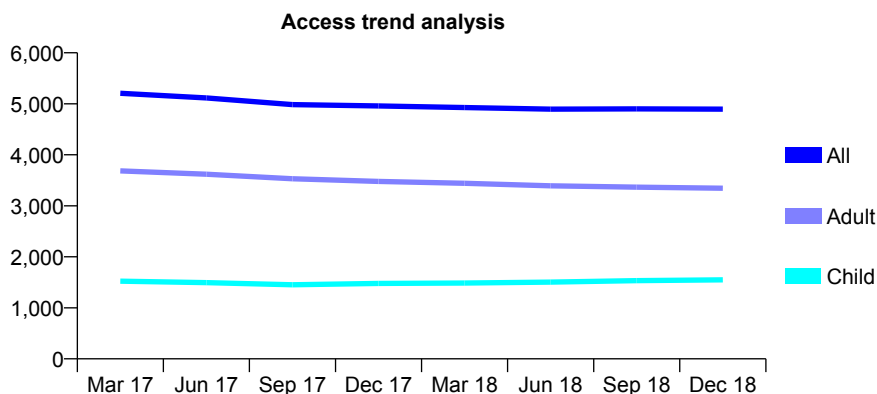
Q54 - Vital Signs At a Glance Contract Report for 101281/0228 - December 2018

Name or company name	OASIS DENTAL CARE LTD
Contract type name	PDS Plus Contract
Purpose of contract	General
Contract start date	24/10/2010
Contract end date	31/10/2020

18/19 Contracted general activity (UDA)	14,250
Carry forward general activity (UDA)	0
18/19 Contracted orthodontic activity (UOA)	0
Carry forward orthodontic activity (UOA)	0
Baseline contract value	£221,905.64

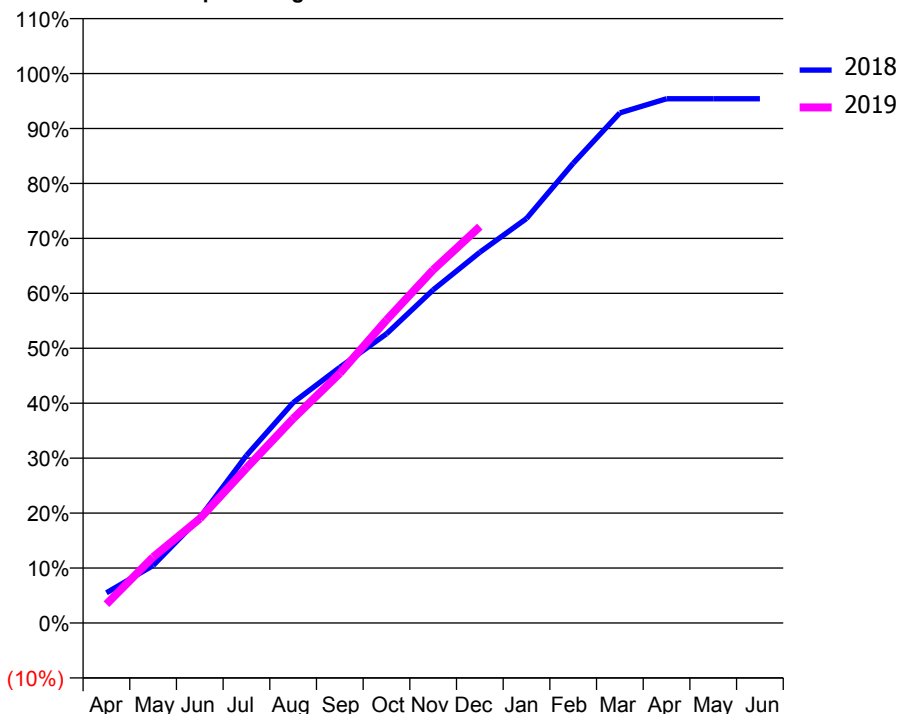
ACCESS*

Patients seen in 24 months	Total	Change since previous quarter
Quarter ending December 2017	4,957	
Quarter ending March 2018	4,926	→
Quarter ending June 2018	4,896	→
Quarter ending September 2018	4,900	→
Quarter ending December 2018	4,895	→
Variance since December 2017	(1.3%)	↓



ACTIVITY

Cumulative percentage of contracted UDA delivered 2018 & 2019



Month	Adjusted Scheduled Activity (UDA)	
	2018	2019
April	783	489
May	1,492	1,709
June	2,732	2,705
July	4,345	4,020
August	5,714	5,300
September	6,631	6,474
October	7,498	7,860
November	8,641	9,158
December	9,616	10,280
January	10,491	
February	11,922	
March	13,228	
April	13,595	
May	13,595	
June	13,595	

QUALITY

	Quantity	Base Number	Contract	AT	Region	England
% of FP17s for the same patient ID Re-attending within 3 months - Children	122	1,412	8.6%	9.9%	11.6%	11.8%
% of FP17s for the same patient ID Re-attending within 3 months - Adults	660	2,977	22.2%	14.7%	15.1%	15.6%
% of FP17s for the same patient ID Re-attending between 3 & 9 months - Children	617	1,412	43.7%	53.0%	59.9%	58.8%
% of FP17s for the same patient ID Re-attending between 3 & 9 months - Adults	1,053	2,977	35.4%	47.8%	52.0%	51.0%
% of FP17s for Band 1 Urgent Courses	768	4,213	18.2%	7.9%	8.0%	9.0%
% of FP17s Relating to Free Repair or Replacements	49	4,213	1.2%	0.7%	0.8%	0.8%
% of FP17s Relating to Continuations	66	4,213	1.6%	0.8%	0.9%	0.9%
% of Patients satisfied with the dentistry they have received	5	5	N/A	93.3%	93.6%	93.2%
% of Patients satisfied with the time they had to wait for an appointment	5	5	N/A	90.1%	88.6%	88.3%

* This is based on patients treated on this contract for their most recent course of treatment. Figures in italics indicate the base number of FP17s or Patient Questionnaire responses are less than 100. N/A is shown where the base number of responses is less than 10 during the period. % is calculated as Quantity/Base number*100

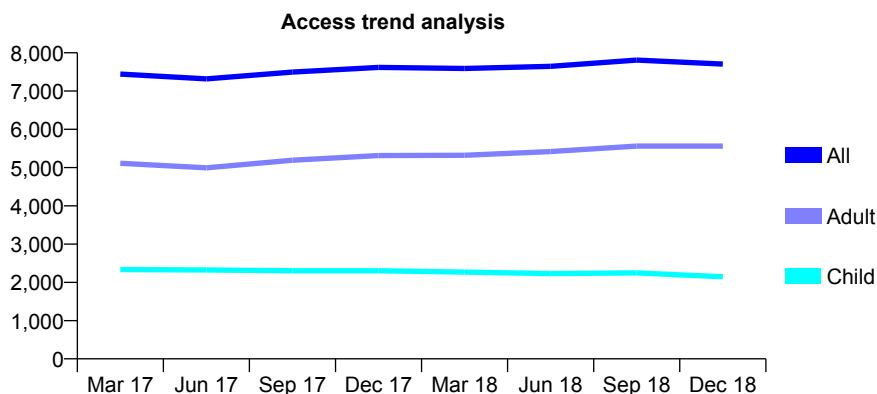
Q54 - Vital Signs At a Glance Contract Report for 101362/0025 - December 2018

Name or company name	Rodericks Dental Limited
Contract type name	GDS Contract
Purpose of contract	General
Contract start date	01/09/2009
Contract end date	

18/19 Contracted general activity (UDA)	20,000
Carry forward general activity (UDA)	-124
18/19 Contracted orthodontic activity (UOA)	0
Carry forward orthodontic activity (UOA)	0
Baseline contract value	£507,352.41

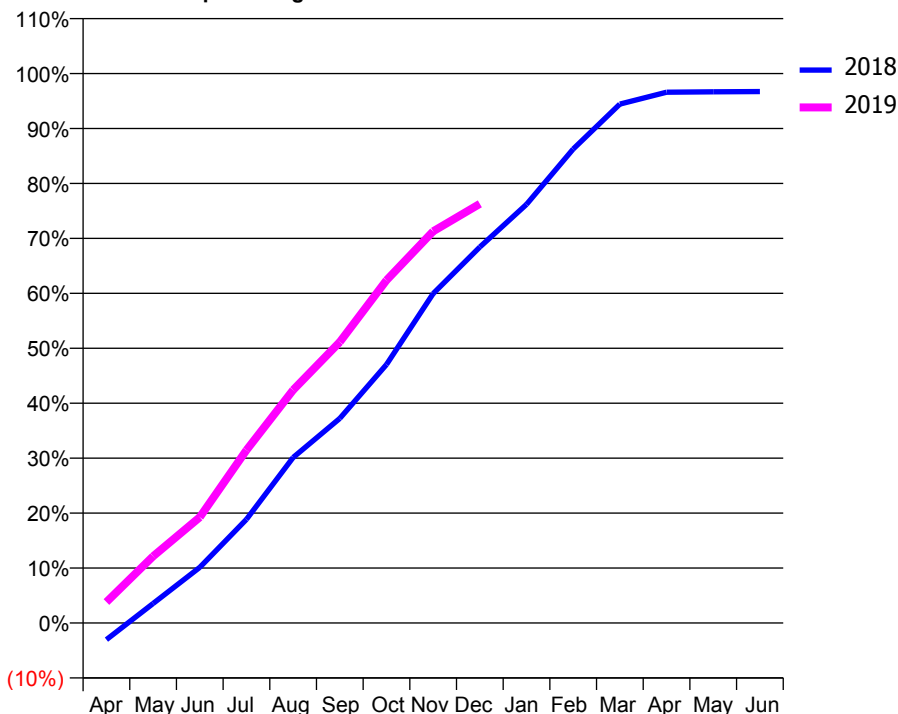
ACCESS*

Patients seen in 24 months	Total	Change since previous quarter
Quarter ending December 2017	7,617	
Quarter ending March 2018	7,589	→
Quarter ending June 2018	7,646	→
Quarter ending September 2018	7,809	↑
Quarter ending December 2018	7,707	↓
Variance since December 2017	1.2%	→



ACTIVITY

Cumulative percentage of contracted UDA delivered 2018 & 2019



Month	Adjusted Scheduled Activity (UDA)	
	2018	2019
April	-608	763
May	711	2,431
June	2,025	3,852
July	3,771	6,294
August	6,023	8,481
September	7,448	10,227
October	9,410	12,478
November	11,991	14,255
December	13,686	15,259
January	15,237	
February	17,250	
March	18,885	
April	19,318	
May	19,332	
June	19,341	

QUALITY

	Quantity	Base Number	Contract	AT	Region	England
% of FP17s for the same patient ID Re-attending within 3 months - Children	157	1,880	8.4%	9.9%	11.6%	11.8%
% of FP17s for the same patient ID Re-attending within 3 months - Adults	1,106	5,899	18.7%	14.7%	15.1%	15.6%
% of FP17s for the same patient ID Re-attending between 3 & 9 months - Children	999	1,880	53.1%	53.0%	59.9%	58.8%
% of FP17s for the same patient ID Re-attending between 3 & 9 months - Adults	3,026	5,899	51.3%	47.8%	52.0%	51.0%
% of FP17s for Band 1 Urgent Courses	808	7,548	10.7%	7.9%	8.0%	9.0%
% of FP17s Relating to Free Repair or Replacements	132	7,548	1.7%	0.7%	0.8%	0.8%
% of FP17s Relating to Continuations	60	7,548	0.8%	0.8%	0.9%	0.9%
% of Patients satisfied with the dentistry they have received	1	2	N/A	93.3%	93.6%	93.2%
% of Patients satisfied with the time they had to wait for an appointment	2	2	N/A	90.1%	88.6%	88.3%

* This is based on patients treated on this contract for their most recent course of treatment. Figures in italics indicate the base number of FP17s or Patient Questionnaire responses are less than 100. N/A is shown where the base number of responses is less than 10 during the period. % is calculated as Quantity/Base number*100

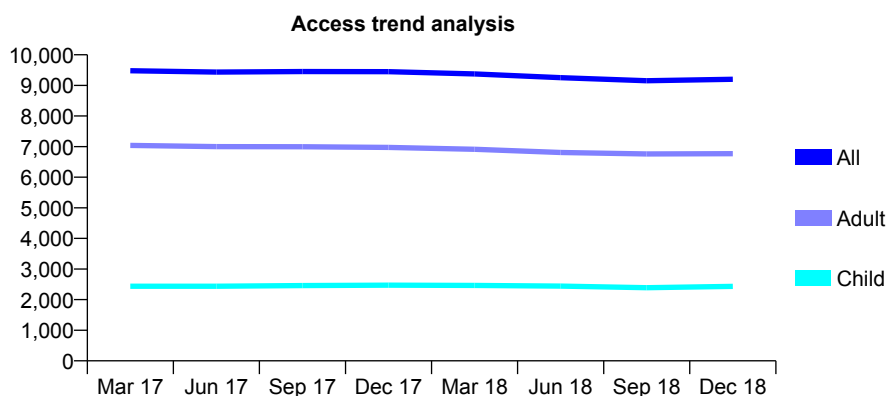
Q54 - Vital Signs At a Glance Contract Report for 101370/0096 - December 2018

Name or company name	Petrie Tucker & Partners Ltd
Contract type name	GDS Contract
Purpose of contract	General and Orthodontic
Contract start date	01/04/2007
Contract end date	

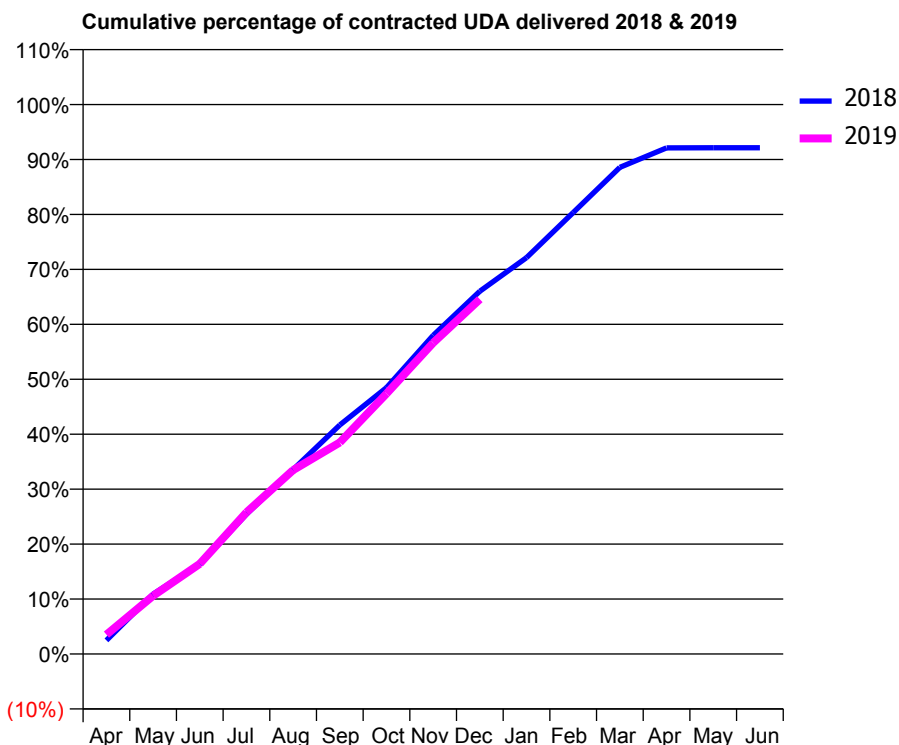
18/19 Contracted general activity (UDA)	26,000
Carry forward general activity (UDA)	0
18/19 Contracted orthodontic activity (UOA)	644
Carry forward orthodontic activity (UOA)	0
Baseline contract value	£692,074.81

ACCESS*

Patients seen in 24 months	Total	Change since previous quarter
Quarter ending December 2017	9,448	
Quarter ending March 2018	9,376	→
Quarter ending June 2018	9,253	↓
Quarter ending September 2018	9,152	↓
Quarter ending December 2018	9,199	→
Variance since December 2017	(2.6%)	↓



ACTIVITY



Month	Adjusted Scheduled Activity (UDA)	
	2018	2019
April	645	915
May	2,836	2,757
June	4,246	4,271
July	6,617	6,703
August	8,732	8,707
September	10,836	10,011
October	12,603	12,317
November	15,074	14,721
December	17,167	16,786
January	18,753	
February	20,887	
March	23,023	
April	23,947	
May	23,952	
June	23,954	

QUALITY

	Quantity	Base Number	Contract	AT	Region	England
% of FP17s for the same patient ID Re-attending within 3 months - Children	136	2,620	5.2%	9.9%	11.6%	11.8%
% of FP17s for the same patient ID Re-attending within 3 months - Adults	591	6,122	9.7%	14.7%	15.1%	15.6%
% of FP17s for the same patient ID Re-attending between 3 & 9 months - Children	1,349	2,620	51.5%	53.0%	59.9%	58.8%
% of FP17s for the same patient ID Re-attending between 3 & 9 months - Adults	2,661	6,122	43.5%	47.8%	52.0%	51.0%
% of FP17s for Band 1 Urgent Courses	309	8,263	3.7%	7.9%	8.0%	9.0%
% of FP17s Relating to Free Repair or Replacements	47	8,263	0.6%	0.7%	0.8%	0.8%
% of FP17s Relating to Continuations	107	8,263	1.3%	0.8%	0.9%	0.9%
% of Patients satisfied with the dentistry they have received	1	1	N/A	93.3%	93.6%	93.2%
% of Patients satisfied with the time they had to wait for an appointment	1	1	N/A	90.1%	88.6%	88.3%

* This is based on patients treated on this contract for their most recent course of treatment. Figures in italics indicate the base number of FP17s or Patient Questionnaire responses are less than 100. N/A is shown where the base number of responses is less than 10 during the period. % is calculated as Quantity/Base number*100

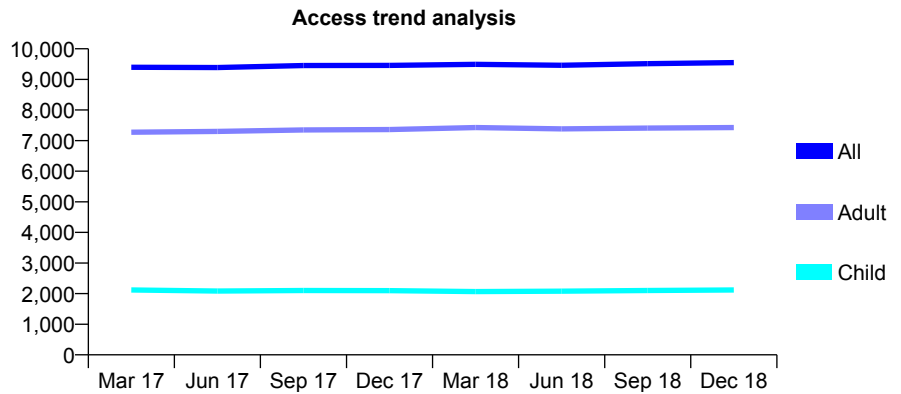
Q54 - Vital Signs At a Glance Contract Report for 101370/0111 - December 2018

Name or company name	Petrie Tucker & Partners Ltd
Contract type name	GDS Contract
Purpose of contract	General
Contract start date	01/01/2009
Contract end date	

18/19 Contracted general activity (UDA)	29,024
Carry forward general activity (UDA)	0
18/19 Contracted orthodontic activity (UOA)	0
Carry forward orthodontic activity (UOA)	0
Baseline contract value	£707,541.25

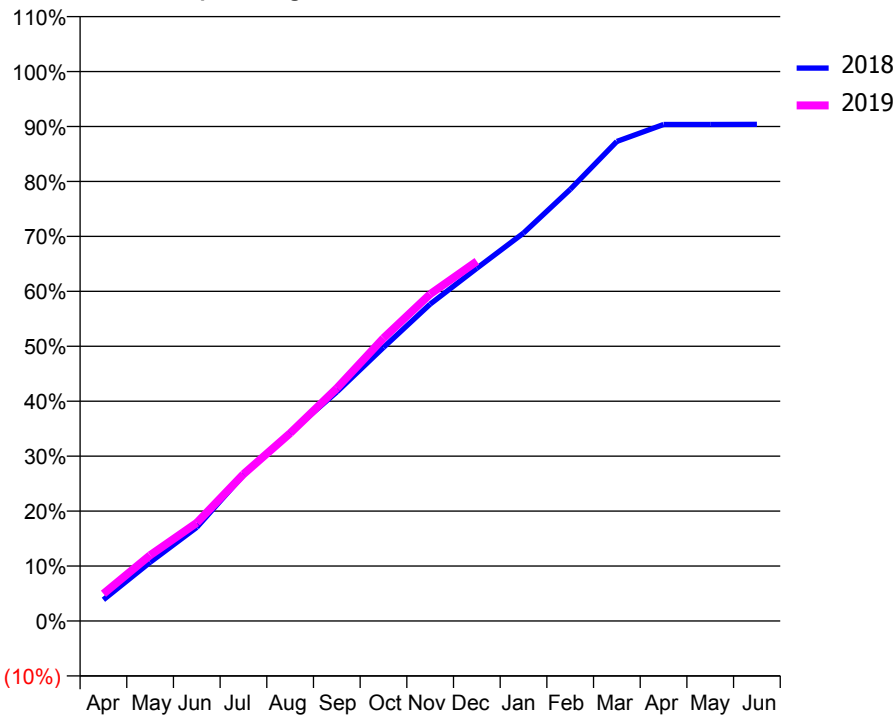
ACCESS*

Patients seen in 24 months	Total	Change since previous quarter
Quarter ending December 2017	9,456	
Quarter ending March 2018	9,494	→
Quarter ending June 2018	9,463	→
Quarter ending September 2018	9,514	→
Quarter ending December 2018	9,548	→
Variance since December 2017	1.0%	→



ACTIVITY

Cumulative percentage of contracted UDA delivered 2018 & 2019



Month	Adjusted Scheduled Activity (UDA)	
	2018	2019
April	1,122	1,438
May	3,101	3,474
June	4,949	5,187
July	7,706	7,756
August	9,946	9,917
September	12,094	12,292
October	14,448	14,945
November	16,738	17,268
December	18,635	18,998
January	20,489	
February	22,797	
March	25,334	
April	26,224	
May	26,228	
June	26,231	

QUALITY

	Quantity	Base Number	Contract	AT	Region	England
% of FP17s for the same patient ID Re-attending within 3 months - Children	118	2,478	4.8%	9.9%	11.6%	11.8%
% of FP17s for the same patient ID Re-attending within 3 months - Adults	1,056	8,320	12.7%	14.7%	15.1%	15.6%
% of FP17s for the same patient ID Re-attending between 3 & 9 months - Children	1,610	2,478	65.0%	53.0%	59.9%	58.8%
% of FP17s for the same patient ID Re-attending between 3 & 9 months - Adults	4,889	8,320	58.8%	47.8%	52.0%	51.0%
% of FP17s for Band 1 Urgent Courses	444	10,318	4.3%	7.9%	8.0%	9.0%
% of FP17s Relating to Free Repair or Replacements	71	10,318	0.7%	0.7%	0.8%	0.8%
% of FP17s Relating to Continuations	274	10,318	2.7%	0.8%	0.9%	0.9%
% of Patients satisfied with the dentistry they have received	8	8	N/A	93.3%	93.6%	93.2%
% of Patients satisfied with the time they had to wait for an appointment	8	8	N/A	90.1%	88.6%	88.3%

* This is based on patients treated on this contract for their most recent course of treatment. Figures in italics indicate the base number of FP17s or Patient Questionnaire responses are less than 100. N/A is shown where the base number of responses is less than 10 during the period. % is calculated as Quantity/Base number*100

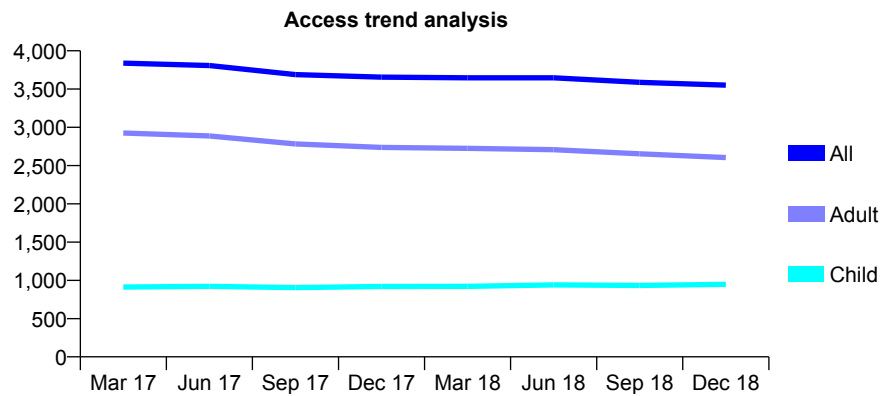
Q54 - Vital Signs At a Glance Contract Report for 102032/0001 - December 2018

Name or company name	Sutton Dental Care
Contract type name	GDS Contract
Purpose of contract	General
Contract start date	01/04/2006
Contract end date	

18/19 Contracted general activity (UDA)	7,800
Carry forward general activity (UDA)	100
18/19 Contracted orthodontic activity (UOA)	0
Carry forward orthodontic activity (UOA)	0
Baseline contract value	£267,776.23

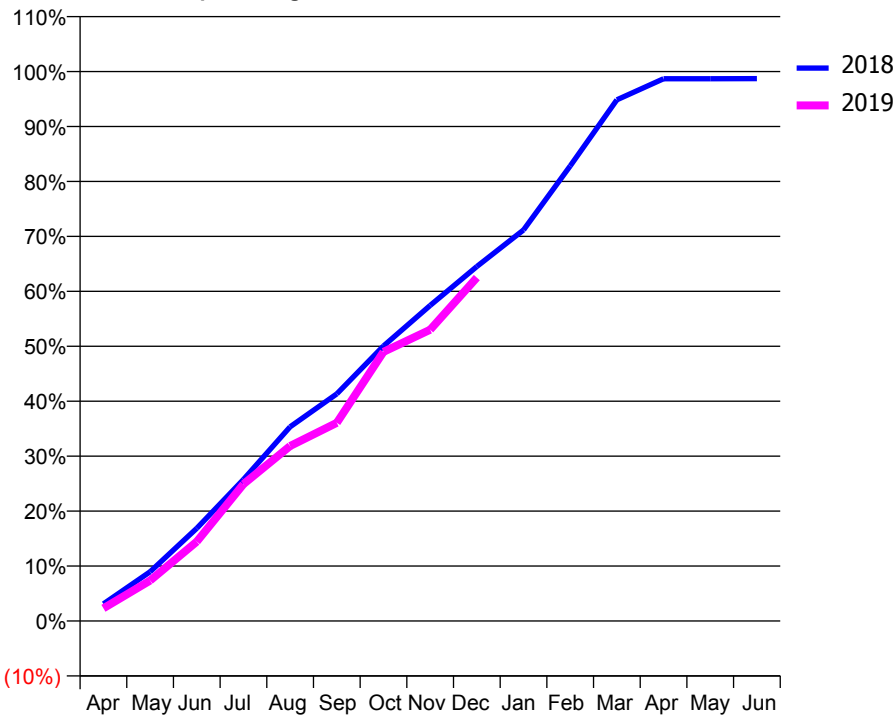
ACCESS*

Patients seen in 24 months	Total	Change since previous quarter
Quarter ending December 2017	3,656	
Quarter ending March 2018	3,647	→
Quarter ending June 2018	3,647	→
Quarter ending September 2018	3,587	↓
Quarter ending December 2018	3,551	↓
Variance since December 2017	(2.9%)	↓



ACTIVITY

Cumulative percentage of contracted UDA delivered 2018 & 2019



Month	Adjusted Scheduled Activity (UDA)	
	2018	2019
April	244	180
May	699	575
June	1,317	1,127
July	2,010	1,942
August	2,757	2,484
September	3,224	2,814
October	3,903	3,821
November	4,479	4,135
December	5,032	4,875
January	5,551	
February	6,459	
March	7,398	
April	7,696	
May	7,696	
June	7,699	

QUALITY

	Quantity	Base Number	Contract	AT	Region	England
% of FP17s for the same patient ID Re-attending within 3 months - Children	52	1,019	5.1%	9.9%	11.6%	11.8%
% of FP17s for the same patient ID Re-attending within 3 months - Adults	437	2,953	14.8%	14.7%	15.1%	15.6%
% of FP17s for the same patient ID Re-attending between 3 & 9 months - Children	738	1,019	72.4%	53.0%	59.9%	58.8%
% of FP17s for the same patient ID Re-attending between 3 & 9 months - Adults	1,973	2,953	66.8%	47.8%	52.0%	51.0%
% of FP17s for Band 1 Urgent Courses	229	3,095	7.4%	7.9%	8.0%	9.0%
% of FP17s Relating to Free Repair or Replacements	35	3,095	1.1%	0.7%	0.8%	0.8%
% of FP17s Relating to Continuations	10	3,095	0.3%	0.8%	0.9%	0.9%
% of Patients satisfied with the dentistry they have received	2	2	N/A	93.3%	93.6%	93.2%
% of Patients satisfied with the time they had to wait for an appointment	2	2	N/A	90.1%	88.6%	88.3%

* This is based on patients treated on this contract for their most recent course of treatment. Figures in italics indicate the base number of FP17s or Patient Questionnaire responses are less than 100. N/A is shown where the base number of responses is less than 10 during the period. % is calculated as Quantity/Base number*100

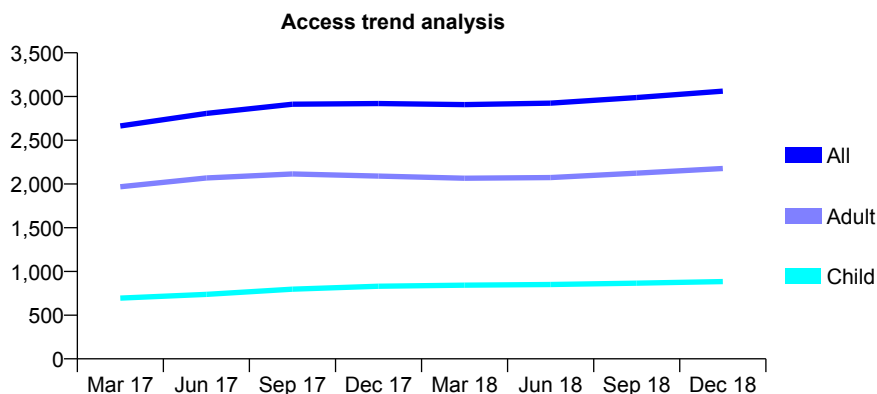
Q54 - Vital Signs At a Glance Contract Report for 104264/0001 - December 2018

Name or company name	High Street Dental Practice
Contract type name	GDS Contract
Purpose of contract	General
Contract start date	01/09/2015
Contract end date	

18/19 Contracted general activity (UDA)	8,128
Carry forward general activity (UDA)	-64
18/19 Contracted orthodontic activity (UOA)	0
Carry forward orthodontic activity (UOA)	0
Baseline contract value	£197,637.49

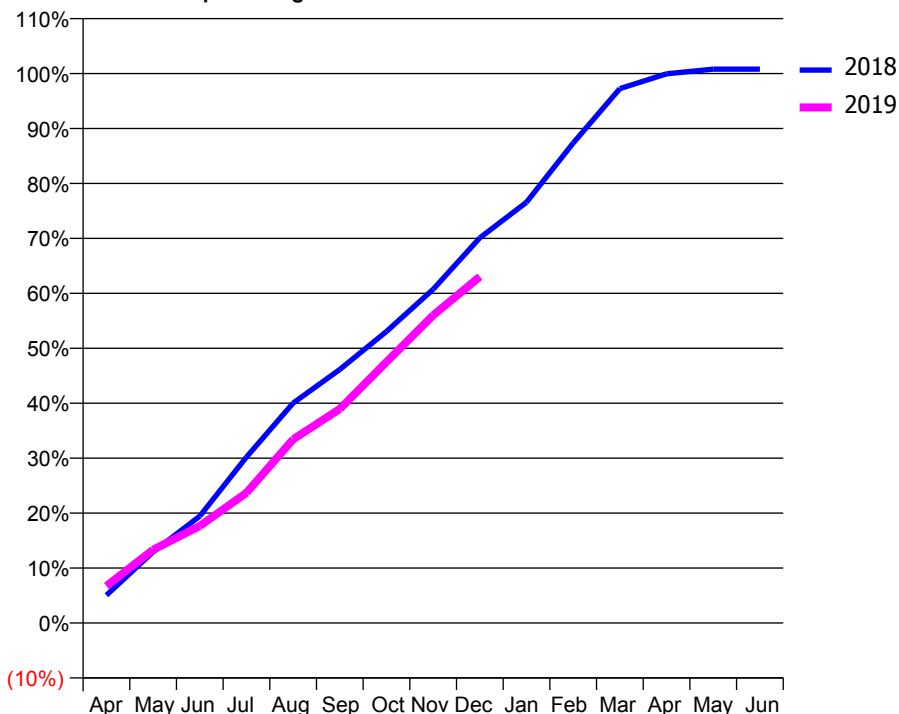
ACCESS*

Patients seen in 24 months	Total	Change since previous quarter
Quarter ending December 2017	2,920	
Quarter ending March 2018	2,908	→
Quarter ending June 2018	2,924	→
Quarter ending September 2018	2,988	↑
Quarter ending December 2018	3,061	↑
Variance since December 2017	4.8%	↑



ACTIVITY

Cumulative percentage of contracted UDA delivered 2018 & 2019



Month	Adjusted Scheduled Activity (UDA)	
	2018	2019
April	411	548
May	1,053	1,084
June	1,581	1,434
July	2,456	1,926
August	3,254	2,718
September	3,751	3,167
October	4,314	3,861
November	4,936	4,552
December	5,697	5,123
January	6,225	
February	7,100	
March	7,904	
April	8,124	
May	8,193	
June	8,193	

QUALITY

	Quantity	Base Number	Contract	AT	Region	England
% of FP17s for the same patient ID Re-attending within 3 months - Children	33	833	4.0%	9.9%	11.6%	11.8%
% of FP17s for the same patient ID Re-attending within 3 months - Adults	152	1,485	10.2%	14.7%	15.1%	15.6%
% of FP17s for the same patient ID Re-attending between 3 & 9 months - Children	456	833	54.7%	53.0%	59.9%	58.8%
% of FP17s for the same patient ID Re-attending between 3 & 9 months - Adults	609	1,485	41.0%	47.8%	52.0%	51.0%
% of FP17s for Band 1 Urgent Courses	172	2,178	7.9%	7.9%	8.0%	9.0%
% of FP17s Relating to Free Repair or Replacements	18	2,178	0.8%	0.7%	0.8%	0.8%
% of FP17s Relating to Continuations	20	2,178	0.9%	0.8%	0.9%	0.9%
% of Patients satisfied with the dentistry they have received	1	1	N/A	93.3%	93.6%	93.2%
% of Patients satisfied with the time they had to wait for an appointment	1	1	N/A	90.1%	88.6%	88.3%

* This is based on patients treated on this contract for their most recent course of treatment. Figures in italics indicate the base number of FP17s or Patient Questionnaire responses are less than 100. N/A is shown where the base number of responses is less than 10 during the period. % is calculated as Quantity/Base number*100

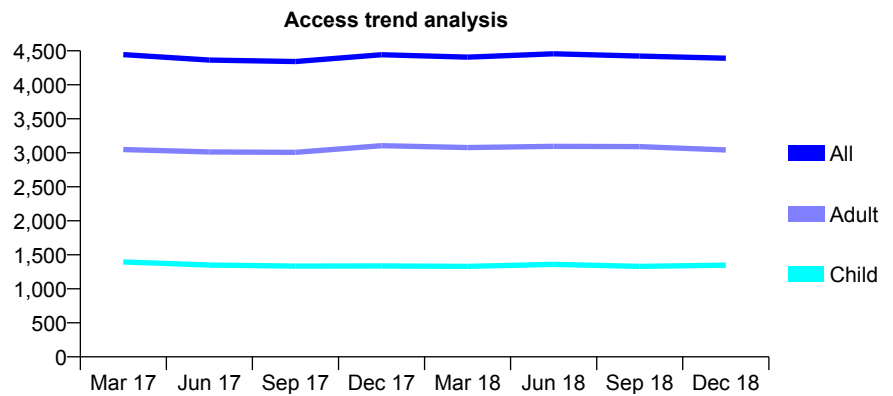
Q54 - Vital Signs At a Glance Contract Report for 106623/0001 - December 2018

Name or company name	Rookery Road Dental
Contract type name	GDS Contract
Purpose of contract	General
Contract start date	01/06/2011
Contract end date	

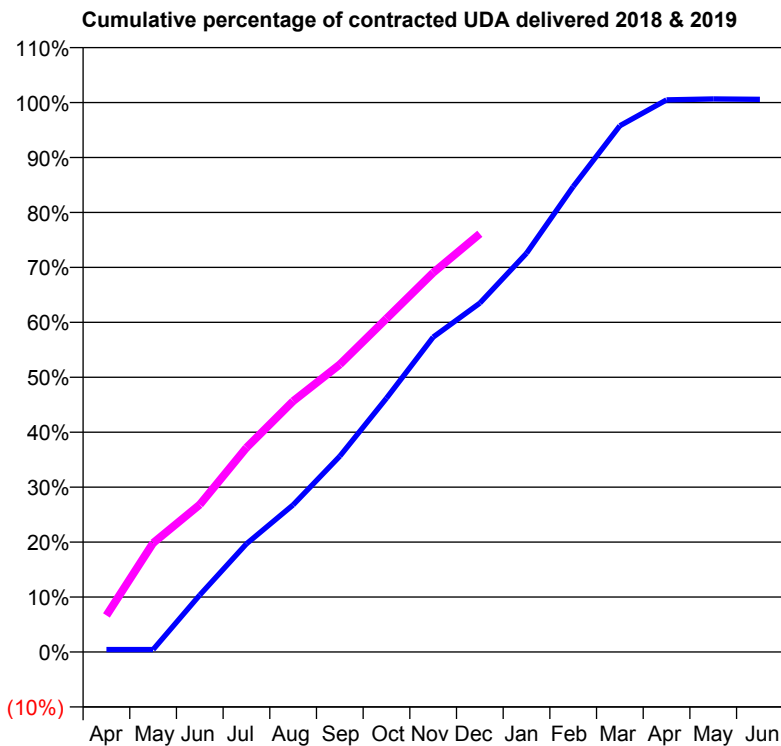
18/19 Contracted general activity (UDA)	16,436
Carry forward general activity (UDA)	-92
18/19 Contracted orthodontic activity (UOA)	0
Carry forward orthodontic activity (UOA)	0
Baseline contract value	£419,646.37

ACCESS*

Patients seen in 24 months	Total	Change since previous quarter
Quarter ending December 2017	4,442	
Quarter ending March 2018	4,407	→
Quarter ending June 2018	4,456	→
Quarter ending September 2018	4,422	→
Quarter ending December 2018	4,391	→
Variance since December 2017	(1.1%)	↓



ACTIVITY



Month	Adjusted Scheduled Activity (UDA)	
	2018	2019
April	74	1,095
May	74	3,261
June	1,705	4,411
July	3,235	6,112
August	4,402	7,506
September	5,856	8,603
October	7,592	9,975
November	9,418	11,347
December	10,437	12,509
January	11,928	
February	13,922	
March	15,742	
April	16,514	
May	16,541	
June	16,529	

QUALITY

	Quantity	Base Number	Contract	AT	Region	England
% of FP17s for the same patient ID Re-attending within 3 months - Children	59	1,162	5.1%	9.9%	11.6%	11.8%
% of FP17s for the same patient ID Re-attending within 3 months - Adults	257	2,317	11.1%	14.7%	15.1%	15.6%
% of FP17s for the same patient ID Re-attending between 3 & 9 months - Children	493	1,162	42.4%	53.0%	59.9%	58.8%
% of FP17s for the same patient ID Re-attending between 3 & 9 months - Adults	739	2,317	31.9%	47.8%	52.0%	51.0%
% of FP17s for Band 1 Urgent Courses	255	3,288	7.8%	7.9%	8.0%	9.0%
% of FP17s Relating to Free Repair or Replacements	9	3,288	0.3%	0.7%	0.8%	0.8%
% of FP17s Relating to Continuations	2	3,288	0.1%	0.8%	0.9%	0.9%
% of Patients satisfied with the dentistry they have received	0	1	N/A	93.3%	93.6%	93.2%
% of Patients satisfied with the time they had to wait for an appointment	1	1	N/A	90.1%	88.6%	88.3%

* This is based on patients treated on this contract for their most recent course of treatment. Figures in italics indicate the base number of FP17s or Patient Questionnaire responses are less than 100. N/A is shown where the base number of responses is less than 10 during the period. % is calculated as Quantity/Base number*100

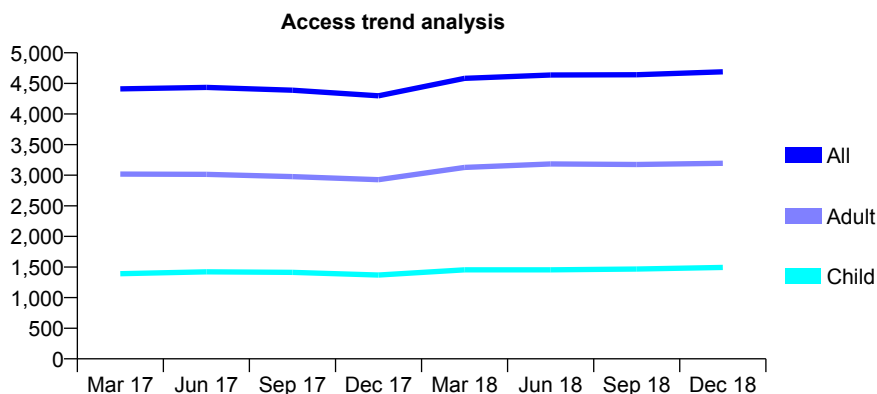
Q54 - Vital Signs At a Glance Contract Report for 106860/0001 - December 2018

Name or company name	Smile Stylist Ltd
Contract type name	PDS Plus Contract
Purpose of contract	General
Contract start date	01/09/2010
Contract end date	31/10/2020

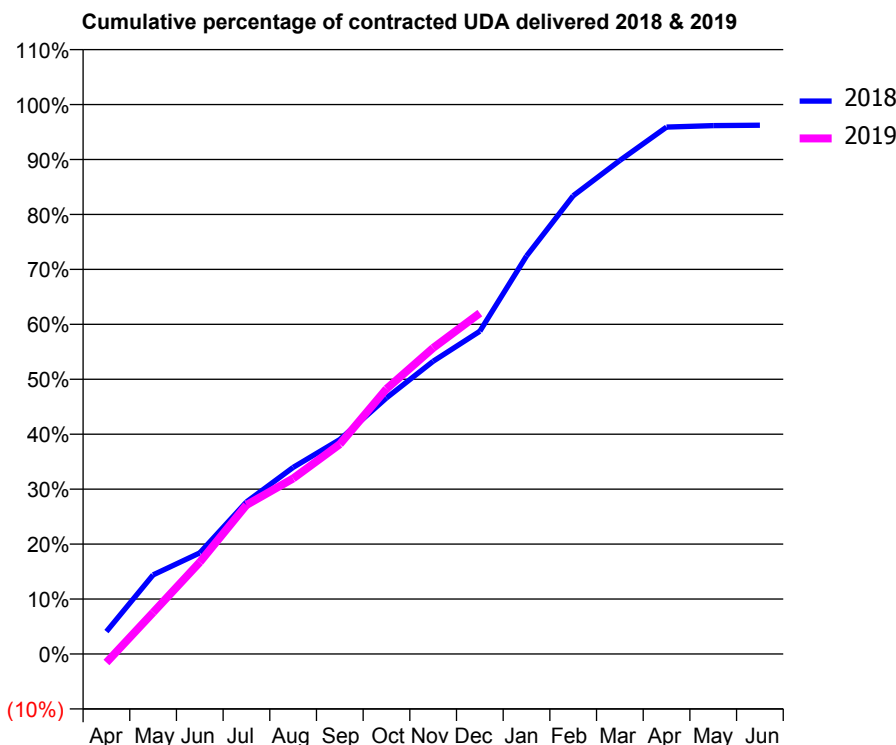
18/19 Contracted general activity (UDA)	12,000
Carry forward general activity (UDA)	452
18/19 Contracted orthodontic activity (UOA)	0
Carry forward orthodontic activity (UOA)	0
Baseline contract value	£219,308.18

ACCESS*

Patients seen in 24 months	Total	Change since previous quarter
Quarter ending December 2017	4,298	
Quarter ending March 2018	4,582	↑
Quarter ending June 2018	4,638	→
Quarter ending September 2018	4,642	→
Quarter ending December 2018	4,690	→
Variance since December 2017	9.1%	↑



ACTIVITY



Month	Adjusted Scheduled Activity (UDA)	
	2018	2019
April	492	-186
May	1,729	907
June	2,210	2,005
July	3,321	3,256
August	4,077	3,833
September	4,685	4,581
October	5,592	5,791
November	6,394	6,684
December	7,049	7,445
January	8,690	
February	10,006	
March	10,779	
April	11,508	
May	11,538	
June	11,548	

QUALITY

	Quantity	Base Number	Contract	AT	Region	England
% of FP17s for the same patient ID Re-attending within 3 months - Children	53	1,217	4.4%	9.9%	11.6%	11.8%
% of FP17s for the same patient ID Re-attending within 3 months - Adults	370	2,528	14.6%	14.7%	15.1%	15.6%
% of FP17s for the same patient ID Re-attending between 3 & 9 months - Children	444	1,217	36.5%	53.0%	59.9%	58.8%
% of FP17s for the same patient ID Re-attending between 3 & 9 months - Adults	792	2,528	31.3%	47.8%	52.0%	51.0%
% of FP17s for Band 1 Urgent Courses	486	3,447	14.1%	7.9%	8.0%	9.0%
% of FP17s Relating to Free Repair or Replacements	6	3,447	0.2%	0.7%	0.8%	0.8%
% of FP17s Relating to Continuations	3	3,447	0.1%	0.8%	0.9%	0.9%
% of Patients satisfied with the dentistry they have received	0	0	N/A	93.3%	93.6%	93.2%
% of Patients satisfied with the time they had to wait for an appointment	0	0	N/A	90.1%	88.6%	88.3%

* This is based on patients treated on this contract for their most recent course of treatment. Figures in italics indicate the base number of FP17s or Patient Questionnaire responses are less than 100. N/A is shown where the base number of responses is less than 10 during the period. % is calculated as Quantity/Base number*100

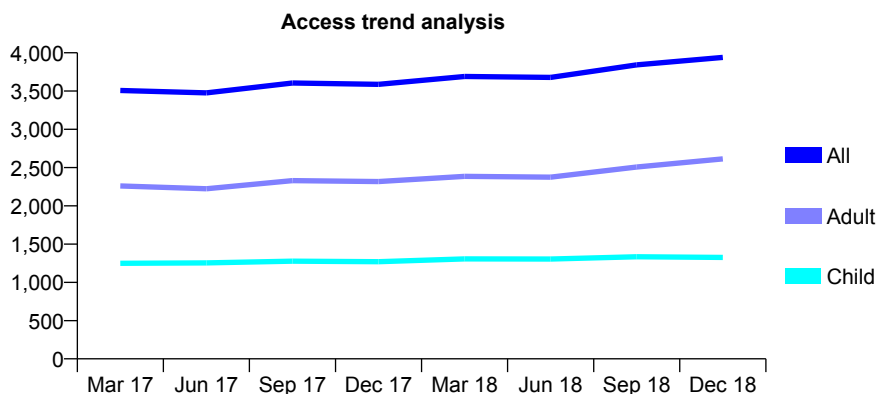
Q54 - Vital Signs At a Glance Contract Report for 106860/0002 - December 2018

Name or company name	Smile Stylist Ltd
Contract type name	PDS Plus Contract
Purpose of contract	General
Contract start date	30/09/2010
Contract end date	31/10/2020

18/19 Contracted general activity (UDA)	12,000
Carry forward general activity (UDA)	466
18/19 Contracted orthodontic activity (UOA)	0
Carry forward orthodontic activity (UOA)	0
Baseline contract value	£219,308.18

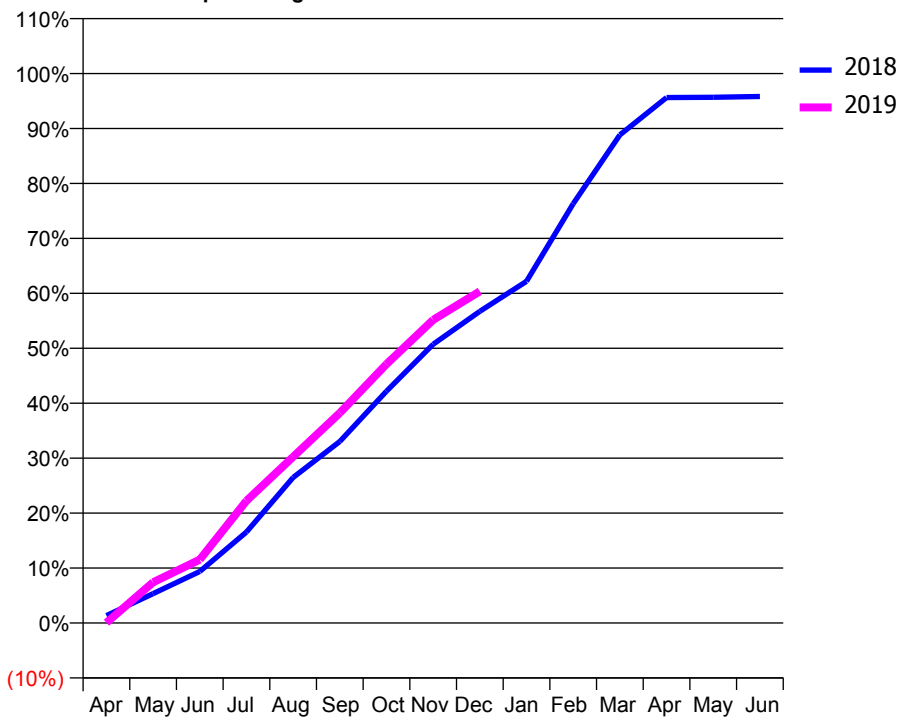
ACCESS*

Patients seen in 24 months	Total	Change since previous quarter
Quarter ending December 2017	3,587	
Quarter ending March 2018	3,691	↑
Quarter ending June 2018	3,679	→
Quarter ending September 2018	3,842	↑
Quarter ending December 2018	3,939	↑
Variance since December 2017	9.8%	↑



ACTIVITY

Cumulative percentage of contracted UDA delivered 2018 & 2019



Month	Adjusted Scheduled Activity (UDA)	
	2018	2019
April	163	7
May	642	889
June	1,126	1,385
July	1,987	2,669
August	3,179	3,629
September	3,964	4,588
October	5,063	5,654
November	6,086	6,622
December	6,808	7,244
January	7,462	
February	9,158	
March	10,658	
April	11,474	
May	11,481	
June	11,499	

QUALITY

	Quantity	Base Number	Contract	AT	Region	England
% of FP17s for the same patient ID Re-attending within 3 months - Children	59	1,071	5.5%	9.9%	11.6%	11.8%
% of FP17s for the same patient ID Re-attending within 3 months - Adults	200	1,884	10.6%	14.7%	15.1%	15.6%
% of FP17s for the same patient ID Re-attending between 3 & 9 months - Children	408	1,071	38.1%	53.0%	59.9%	58.8%
% of FP17s for the same patient ID Re-attending between 3 & 9 months - Adults	533	1,884	28.3%	47.8%	52.0%	51.0%
% of FP17s for Band 1 Urgent Courses	336	2,745	12.2%	7.9%	8.0%	9.0%
% of FP17s Relating to Free Repair or Replacements	4	2,745	0.1%	0.7%	0.8%	0.8%
% of FP17s Relating to Continuations	9	2,745	0.3%	0.8%	0.9%	0.9%
% of Patients satisfied with the dentistry they have received	0	0	N/A	93.3%	93.6%	93.2%
% of Patients satisfied with the time they had to wait for an appointment	0	0	N/A	90.1%	88.6%	88.3%

* This is based on patients treated on this contract for their most recent course of treatment. Figures in italics indicate the base number of FP17s or Patient Questionnaire responses are less than 100. N/A is shown where the base number of responses is less than 10 during the period. % is calculated as Quantity/Base number*100

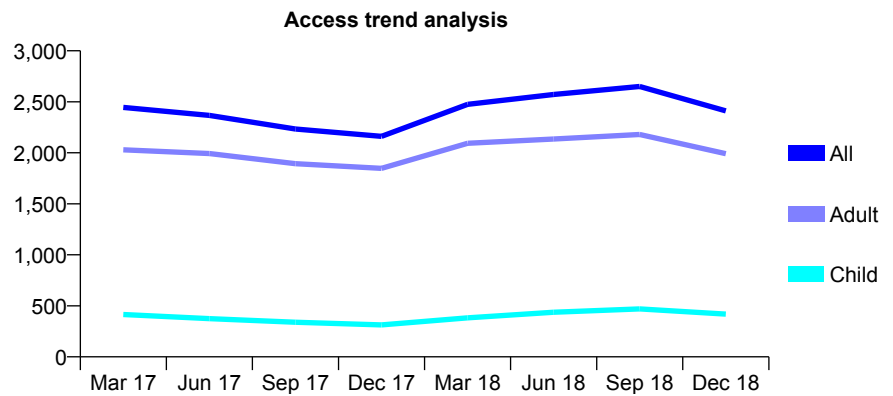
Q54 - Vital Signs At a Glance Contract Report for 107409/0001 - December 2018

Name or company name	Mr Sukhbir Singh & Mr David George Pear...
Contract type name	GDS Contract
Purpose of contract	General
Contract start date	01/12/2011
Contract end date	

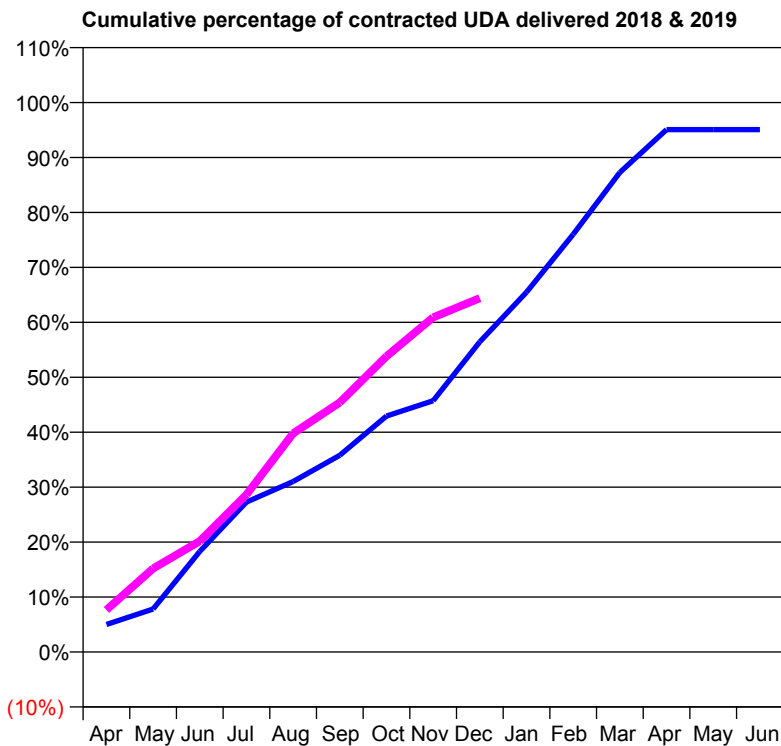
18/19 Contracted general activity (UDA)	7,087
Carry forward general activity (UDA)	0
18/19 Contracted orthodontic activity (UOA)	0
Carry forward orthodontic activity (UOA)	0
Baseline contract value	£156,104.97

ACCESS*

Patients seen in 24 months	Total	Change since previous quarter
Quarter ending December 2017	2,161	
Quarter ending March 2018	2,475	↑
Quarter ending June 2018	2,572	↑
Quarter ending September 2018	2,650	↑
Quarter ending December 2018	2,411	↓
Variance since December 2017	11.6%	↑



ACTIVITY



Month	Adjusted Scheduled Activity (UDA)	
	2018	2019
April	355	542
May	554	1,078
June	1,297	1,431
July	1,934	2,031
August	2,199	2,820
September	2,538	3,219
October	3,044	3,813
November	3,241	4,315
December	4,001	4,564
January	4,641	
February	5,388	
March	6,186	
April	6,737	
May	6,737	
June	6,737	

QUALITY

	Quantity	Base Number	Contract	AT	Region	England
% of FP17s for the same patient ID Re-attending within 3 months - Children	15	453	3.3%	9.9%	11.6%	11.8%
% of FP17s for the same patient ID Re-attending within 3 months - Adults	155	1,945	8.0%	14.7%	15.1%	15.6%
% of FP17s for the same patient ID Re-attending between 3 & 9 months - Children	140	453	30.9%	53.0%	59.9%	58.8%
% of FP17s for the same patient ID Re-attending between 3 & 9 months - Adults	817	1,945	42.0%	47.8%	52.0%	51.0%
% of FP17s for Band 1 Urgent Courses	61	2,175	2.8%	7.9%	8.0%	9.0%
% of FP17s Relating to Free Repair or Replacements	4	2,175	0.2%	0.7%	0.8%	0.8%
% of FP17s Relating to Continuations	36	2,175	1.7%	0.8%	0.9%	0.9%
% of Patients satisfied with the dentistry they have received	0	0	N/A	93.3%	93.6%	93.2%
% of Patients satisfied with the time they had to wait for an appointment	0	0	N/A	90.1%	88.6%	88.3%

* This is based on patients treated on this contract for their most recent course of treatment. Figures in italics indicate the base number of FP17s or Patient Questionnaire responses are less than 100. N/A is shown where the base number of responses is less than 10 during the period. % is calculated as Quantity/Base number*100

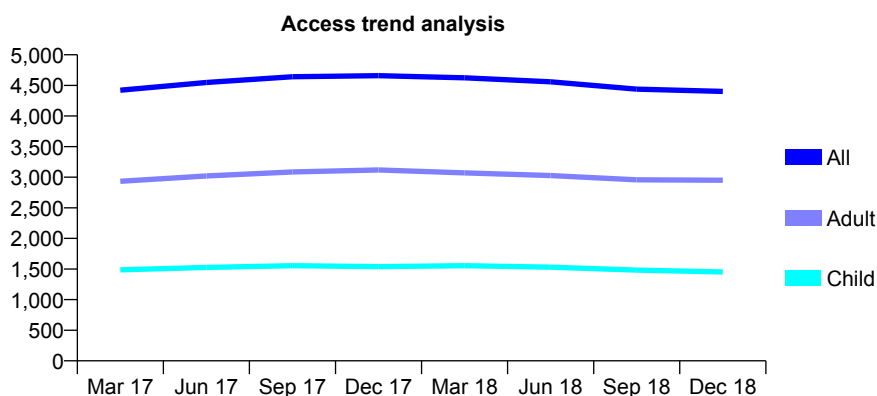
Q54 - Vital Signs At a Glance Contract Report for 108162/0001 - December 2018

Name or company name	Gupta & Gupta
Contract type name	GDS Contract
Purpose of contract	General and Orthodontic
Contract start date	01/04/2006
Contract end date	

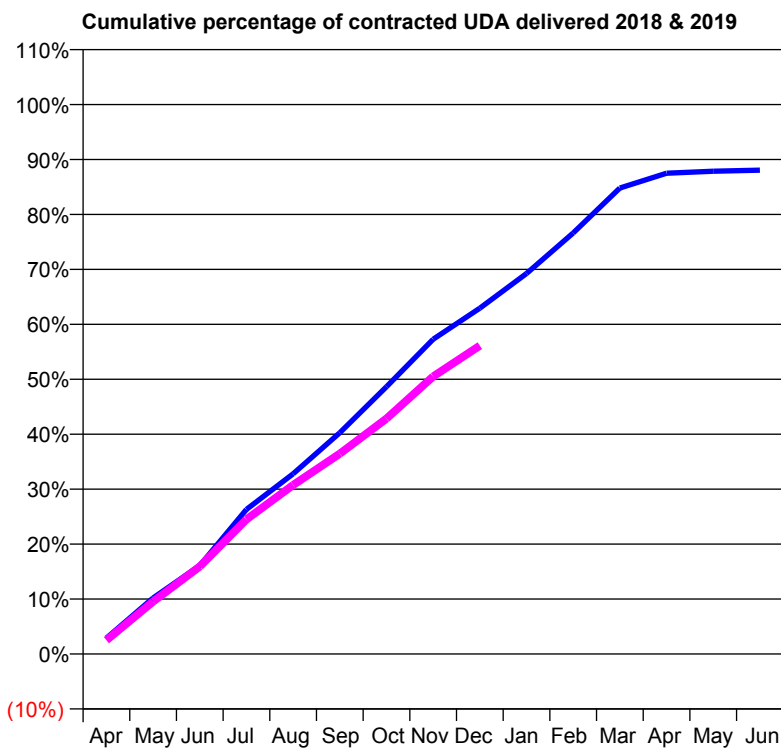
18/19 Contracted general activity (UDA)	16,327
Carry forward general activity (UDA)	0
18/19 Contracted orthodontic activity (UOA)	337
Carry forward orthodontic activity (UOA)	-6
Baseline contract value	£419,852.19

ACCESS*

Patients seen in 24 months	Total	Change since previous quarter
Quarter ending December 2017	4,659	
Quarter ending March 2018	4,624	→
Quarter ending June 2018	4,558	↓
Quarter ending September 2018	4,440	↓
Quarter ending December 2018	4,402	→
Variance since December 2017	(5.5%)	↓



ACTIVITY



Month	Adjusted Scheduled Activity (UDA)	
	2018	2019
April	473	411
May	1,666	1,560
June	2,628	2,600
July	4,298	4,000
August	5,353	5,021
September	6,573	5,952
October	7,941	6,997
November	9,353	8,248
December	10,275	9,164
January	11,307	
February	12,509	
March	13,844	
April	14,286	
May	14,343	
June	14,375	

QUALITY

	Quantity	Base Number	Contract	AT	Region	England
% of FP17s for the same patient ID Re-attending within 3 months - Children	183	1,758	10.4%	9.9%	11.6%	11.8%
% of FP17s for the same patient ID Re-attending within 3 months - Adults	555	2,898	19.2%	14.7%	15.1%	15.6%
% of FP17s for the same patient ID Re-attending between 3 & 9 months - Children	1,191	1,758	67.7%	53.0%	59.9%	58.8%
% of FP17s for the same patient ID Re-attending between 3 & 9 months - Adults	1,651	2,898	57.0%	47.8%	52.0%	51.0%
% of FP17s for Band 1 Urgent Courses	275	4,356	6.3%	7.9%	8.0%	9.0%
% of FP17s Relating to Free Repair or Replacements	29	4,356	0.7%	0.7%	0.8%	0.8%
% of FP17s Relating to Continuations	32	4,356	0.7%	0.8%	0.9%	0.9%
% of Patients satisfied with the dentistry they have received	0	0	N/A	93.3%	93.6%	93.2%
% of Patients satisfied with the time they had to wait for an appointment	0	0	N/A	90.1%	88.6%	88.3%

* This is based on patients treated on this contract for their most recent course of treatment. Figures in italics indicate the base number of FP17s or Patient Questionnaire responses are less than 100. N/A is shown where the base number of responses is less than 10 during the period. % is calculated as Quantity/Base number*100

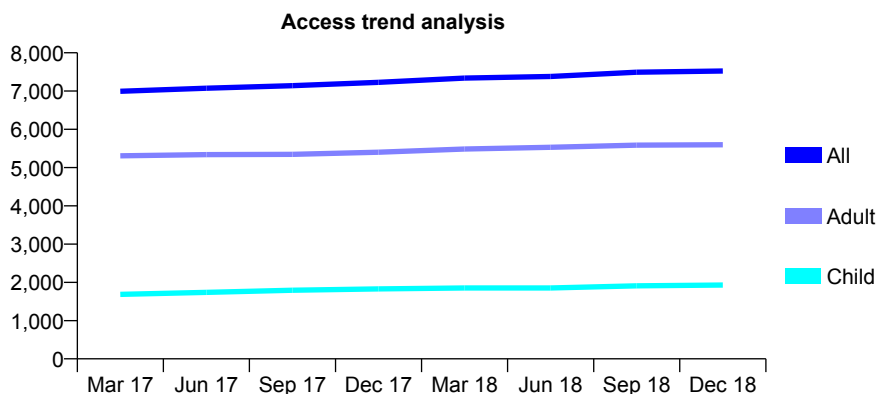
Q54 - Vital Signs At a Glance Contract Report for 109096/0001 - December 2018

Name or company name	Cottams Dental Practice
Contract type name	GDS Contract
Purpose of contract	General
Contract start date	01/04/2012
Contract end date	

18/19 Contracted general activity (UDA)	19,422
Carry forward general activity (UDA)	0
18/19 Contracted orthodontic activity (UOA)	0
Carry forward orthodontic activity (UOA)	0
Baseline contract value	£421,138.21

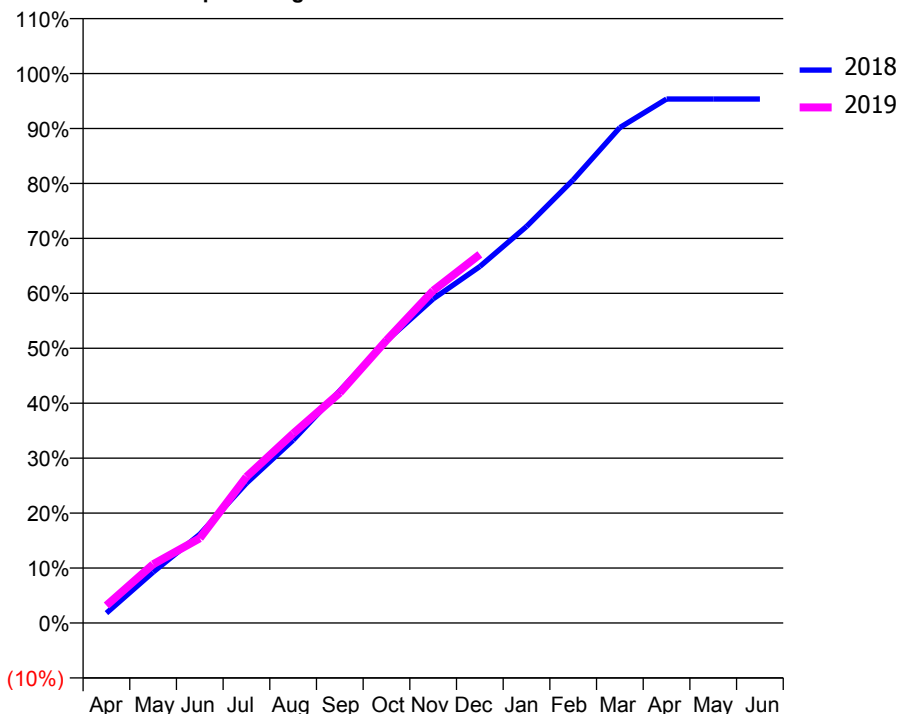
ACCESS*

Patients seen in 24 months	Total	Change since previous quarter
Quarter ending December 2017	7,229	
Quarter ending March 2018	7,340	→
Quarter ending June 2018	7,382	→
Quarter ending September 2018	7,494	→
Quarter ending December 2018	7,524	→
Variance since December 2017	4.1%	↑



ACTIVITY

Cumulative percentage of contracted UDA delivered 2018 & 2019



Month	Adjusted Scheduled Activity (UDA)	
	2018	2019
April	352	621
May	1,798	2,076
June	3,139	2,995
July	4,940	5,169
August	6,464	6,696
September	8,211	8,135
October	9,974	9,993
November	11,453	11,748
December	12,601	13,029
January	14,016	
February	15,664	
March	17,510	
April	18,522	
May	18,520	
June	18,521	

QUALITY

	Quantity	Base Number	Contract	AT	Region	England
% of FP17s for the same patient ID Re-attending within 3 months - Children	138	1,928	7.2%	9.9%	11.6%	11.8%
% of FP17s for the same patient ID Re-attending within 3 months - Adults	651	5,311	12.3%	14.7%	15.1%	15.6%
% of FP17s for the same patient ID Re-attending between 3 & 9 months - Children	1,063	1,928	55.1%	53.0%	59.9%	58.8%
% of FP17s for the same patient ID Re-attending between 3 & 9 months - Adults	2,789	5,311	52.5%	47.8%	52.0%	51.0%
% of FP17s for Band 1 Urgent Courses	537	6,781	7.9%	7.9%	8.0%	9.0%
% of FP17s Relating to Free Repair or Replacements	39	6,781	0.6%	0.7%	0.8%	0.8%
% of FP17s Relating to Continuations	36	6,781	0.5%	0.8%	0.9%	0.9%
% of Patients satisfied with the dentistry they have received	1	1	N/A	93.3%	93.6%	93.2%
% of Patients satisfied with the time they had to wait for an appointment	1	1	N/A	90.1%	88.6%	88.3%

* This is based on patients treated on this contract for their most recent course of treatment. Figures in italics indicate the base number of FP17s or Patient Questionnaire responses are less than 100. N/A is shown where the base number of responses is less than 10 during the period. % is calculated as Quantity/Base number*100

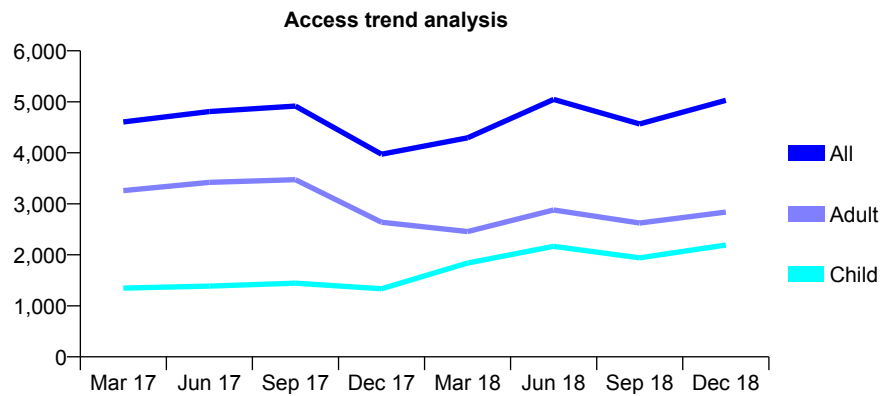
Q54 - Vital Signs At a Glance Contract Report for 109843/0001 - December 2018

Name or company name	Amit A Duggal & Gurpreet K Duggal
Contract type name	GDS Contract
Purpose of contract	General
Contract start date	01/04/2013
Contract end date	

18/19 Contracted general activity (UDA)	11,000
Carry forward general activity (UDA)	421
18/19 Contracted orthodontic activity (UOA)	0
Carry forward orthodontic activity (UOA)	0
Baseline contract value	£291,176.17

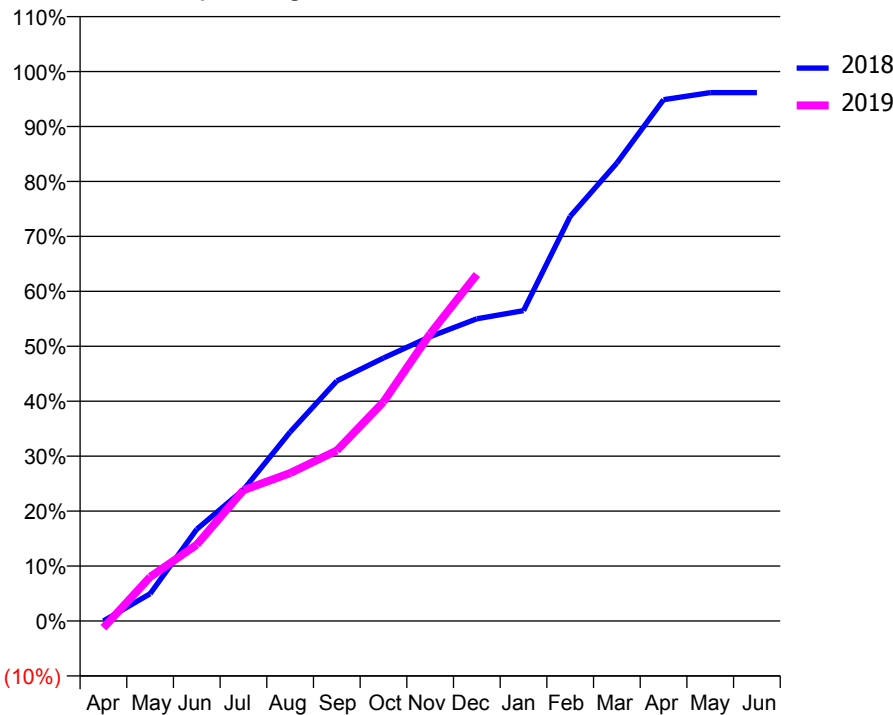
ACCESS*

Patients seen in 24 months	Total	Change since previous quarter
Quarter ending December 2017	3,972	
Quarter ending March 2018	4,294	↑
Quarter ending June 2018	5,048	↑
Quarter ending September 2018	4,566	↓
Quarter ending December 2018	5,030	↑
Variance since December 2017	26.6%	↑



ACTIVITY

Cumulative percentage of contracted UDA delivered 2018 & 2019



Month	Adjusted Scheduled Activity (UDA)	
	2018	2019
April	2	-138
May	547	882
June	1,837	1,527
July	2,629	2,621
August	3,785	2,961
September	4,806	3,414
October	5,264	4,387
November	5,692	5,752
December	6,050	6,937
January	6,213	
February	8,100	
March	9,168	
April	10,435	
May	10,579	
June	10,579	

QUALITY

	Quantity	Base Number	Contract	AT	Region	England
% of FP17s for the same patient ID Re-attending within 3 months - Children	52	1,954	2.7%	9.9%	11.6%	11.8%
% of FP17s for the same patient ID Re-attending within 3 months - Adults	212	3,067	6.9%	14.7%	15.1%	15.6%
% of FP17s for the same patient ID Re-attending between 3 & 9 months - Children	315	1,954	16.1%	53.0%	59.9%	58.8%
% of FP17s for the same patient ID Re-attending between 3 & 9 months - Adults	723	3,067	23.6%	47.8%	52.0%	51.0%
% of FP17s for Band 1 Urgent Courses	146	4,103	3.6%	7.9%	8.0%	9.0%
% of FP17s Relating to Free Repair or Replacements	15	4,103	0.4%	0.7%	0.8%	0.8%
% of FP17s Relating to Continuations	15	4,103	0.4%	0.8%	0.9%	0.9%
% of Patients satisfied with the dentistry they have received	2	2	N/A	93.3%	93.6%	93.2%
% of Patients satisfied with the time they had to wait for an appointment	2	2	N/A	90.1%	88.6%	88.3%

* This is based on patients treated on this contract for their most recent course of treatment. Figures in italics indicate the base number of FP17s or Patient Questionnaire responses are less than 100. N/A is shown where the base number of responses is less than 10 during the period. % is calculated as Quantity/Base number*100

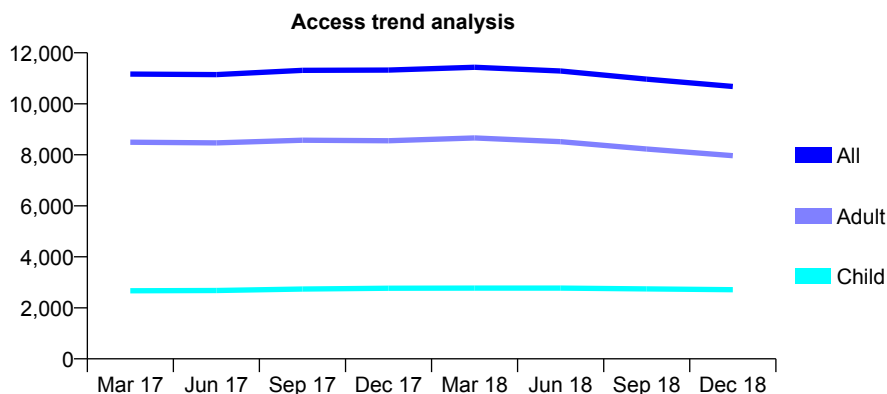
Q54 - Vital Signs At a Glance Contract Report for 110272/0001 - December 2018

Name or company name	Purity Dental Surgery
Contract type name	Pilot Contract
Purpose of contract	General and Orthodontic
Contract start date	01/04/2010
Contract end date	

18/19 Contracted general activity (UDA)	33,454
Carry forward general activity (UDA)	0
18/19 Contracted orthodontic activity (UOA)	1,250
Carry forward orthodontic activity (UOA)	0
Baseline contract value	£887,398.46

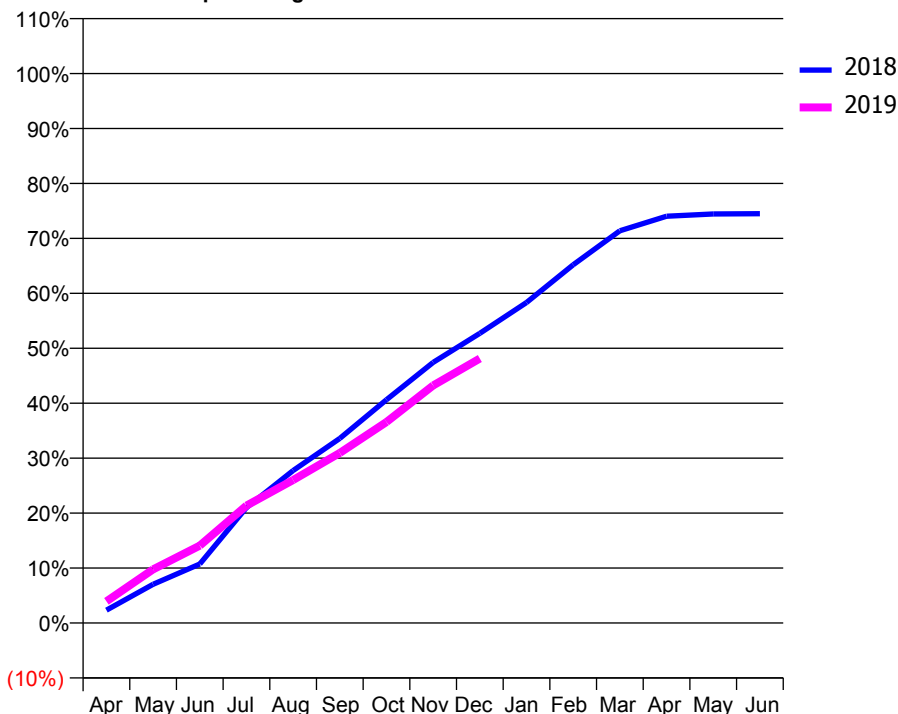
ACCESS*

Patients seen in 24 months	Total	Change since previous quarter
Quarter ending December 2017	11,325	
Quarter ending March 2018	11,435	→
Quarter ending June 2018	11,286	↓
Quarter ending September 2018	10,965	↓
Quarter ending December 2018	10,679	↓
Variance since December 2017	(5.7%)	↓



ACTIVITY

Cumulative percentage of contracted UDA delivered 2018 & 2019



Month	Adjusted Scheduled Activity (UDA)	
	2018	2019
April	783	1,316
May	2,354	3,270
June	3,590	4,711
July	7,028	7,149
August	9,286	8,708
September	11,239	10,352
October	13,591	12,239
November	15,867	14,461
December	17,640	16,100
January	19,512	
February	21,813	
March	23,880	
April	24,764	
May	24,906	
June	24,920	

QUALITY

	Quantity	Base Number	Contract	AT	Region	England
% of FP17s for the same patient ID Re-attending within 3 months - Children	156	2,715	5.7%	9.9%	11.6%	11.8%
% of FP17s for the same patient ID Re-attending within 3 months - Adults	1,199	6,501	18.4%	14.7%	15.1%	15.6%
% of FP17s for the same patient ID Re-attending between 3 & 9 months - Children	1,569	2,715	57.8%	53.0%	59.9%	58.8%
% of FP17s for the same patient ID Re-attending between 3 & 9 months - Adults	2,496	6,501	38.4%	47.8%	52.0%	51.0%
% of FP17s for Band 1 Urgent Courses	549	8,120	6.8%	7.9%	8.0%	9.0%
% of FP17s Relating to Free Repair or Replacements	140	8,120	1.7%	0.7%	0.8%	0.8%
% of FP17s Relating to Continuations	56	8,120	0.7%	0.8%	0.9%	0.9%
% of Patients satisfied with the dentistry they have received	3	3	N/A	93.3%	93.6%	93.2%
% of Patients satisfied with the time they had to wait for an appointment	2	3	N/A	90.1%	88.6%	88.3%

* This is based on patients treated on this contract for their most recent course of treatment. Figures in italics indicate the base number of FP17s or Patient Questionnaire responses are less than 100. N/A is shown where the base number of responses is less than 10 during the period. % is calculated as Quantity/Base number*100

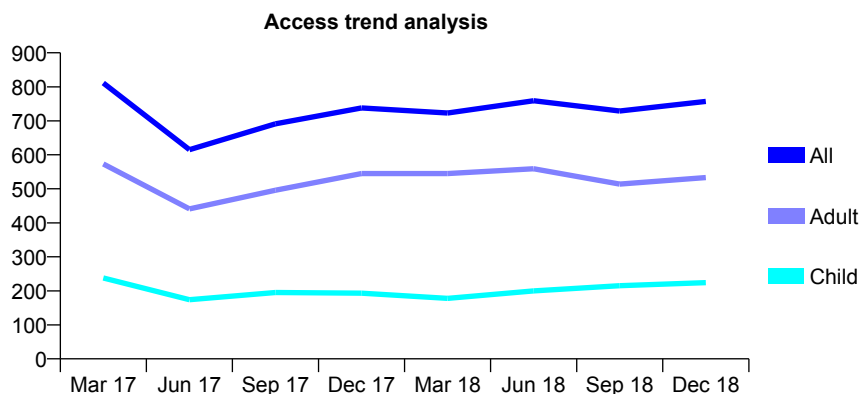
Q54 - Vital Signs At a Glance Contract Report for 114421/0001 - December 2018

Name or company name	Hanji and Goel Partnership t/a Waterloo De
Contract type name	GDS Contract
Purpose of contract	General
Contract start date	01/09/2014
Contract end date	

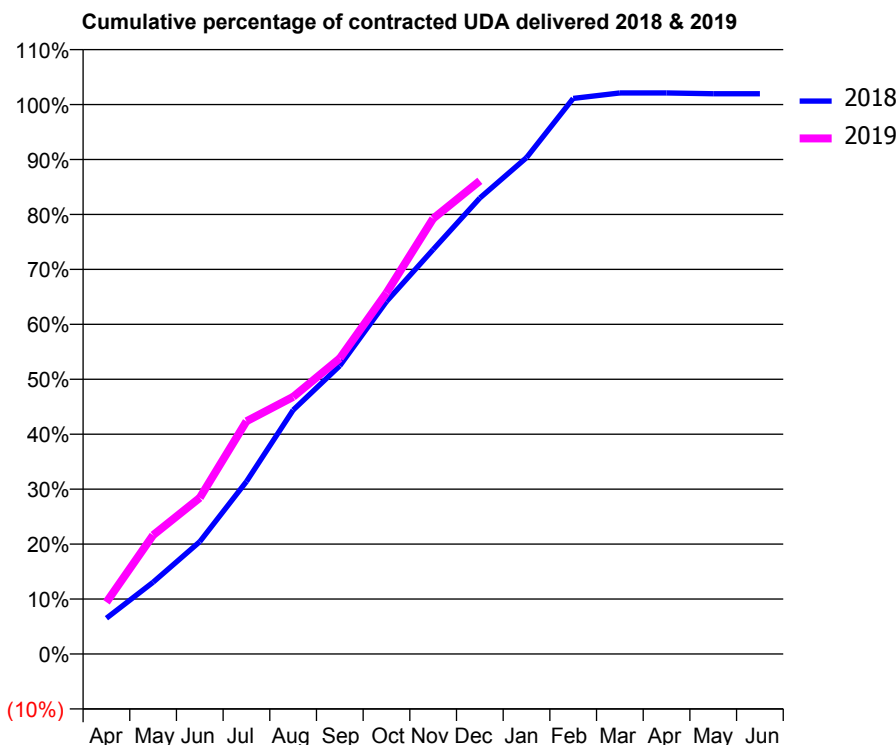
18/19 Contracted general activity (UDA)	3,078
Carry forward general activity (UDA)	-60
18/19 Contracted orthodontic activity (UOA)	0
Carry forward orthodontic activity (UOA)	0
Baseline contract value	£89,380.88

ACCESS*

Patients seen in 24 months	Total	Change since previous quarter
Quarter ending December 2017	738	
Quarter ending March 2018	723	↓
Quarter ending June 2018	759	↑
Quarter ending September 2018	729	↓
Quarter ending December 2018	757	↑
Variance since December 2017	2.6%	↑



ACTIVITY



Month	Adjusted Scheduled Activity (UDA)	
	2018	2019
April	200	290
May	402	666
June	629	875
July	966	1,304
August	1,366	1,440
September	1,614	1,656
October	1,974	2,023
November	2,266	2,439
December	2,554	2,650
January	2,781	
February	3,112	
March	3,142	
April	3,142	
May	3,138	
June	3,138	

QUALITY

	Quantity	Base Number	Contract	AT	Region	England
% of FP17s for the same patient ID Re-attending within 3 months - Children	11	216	5.1%	9.9%	11.6%	11.8%
% of FP17s for the same patient ID Re-attending within 3 months - Adults	54	433	12.5%	14.7%	15.1%	15.6%
% of FP17s for the same patient ID Re-attending between 3 & 9 months - Children	30	216	13.9%	53.0%	59.9%	58.8%
% of FP17s for the same patient ID Re-attending between 3 & 9 months - Adults	94	433	21.7%	47.8%	52.0%	51.0%
% of FP17s for Band 1 Urgent Courses	86	646	13.3%	7.9%	8.0%	9.0%
% of FP17s Relating to Free Repair or Replacements	0	646	0.0%	0.7%	0.8%	0.8%
% of FP17s Relating to Continuations	0	646	0.0%	0.8%	0.9%	0.9%
% of Patients satisfied with the dentistry they have received	0	0	N/A	93.3%	93.6%	93.2%
% of Patients satisfied with the time they had to wait for an appointment	0	0	N/A	90.1%	88.6%	88.3%

* This is based on patients treated on this contract for their most recent course of treatment. Figures in italics indicate the base number of FP17s or Patient Questionnaire responses are less than 100. N/A is shown where the base number of responses is less than 10 during the period. % is calculated as Quantity/Base number*100

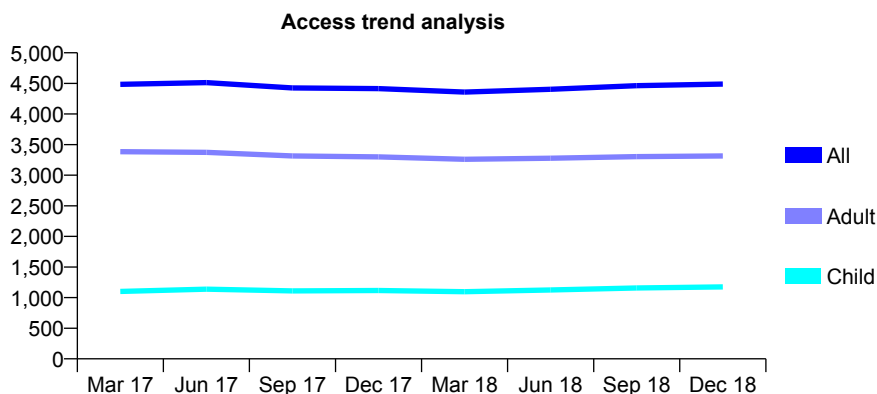
Q54 - Vital Signs At a Glance Contract Report for 114634/0001 - December 2018

Name or company name	Addison Dental Practice
Contract type name	GDS Contract
Purpose of contract	General
Contract start date	01/04/2012
Contract end date	

18/19 Contracted general activity (UDA)	11,547
Carry forward general activity (UDA)	-141
18/19 Contracted orthodontic activity (UOA)	0
Carry forward orthodontic activity (UOA)	0
Baseline contract value	£296,177.88

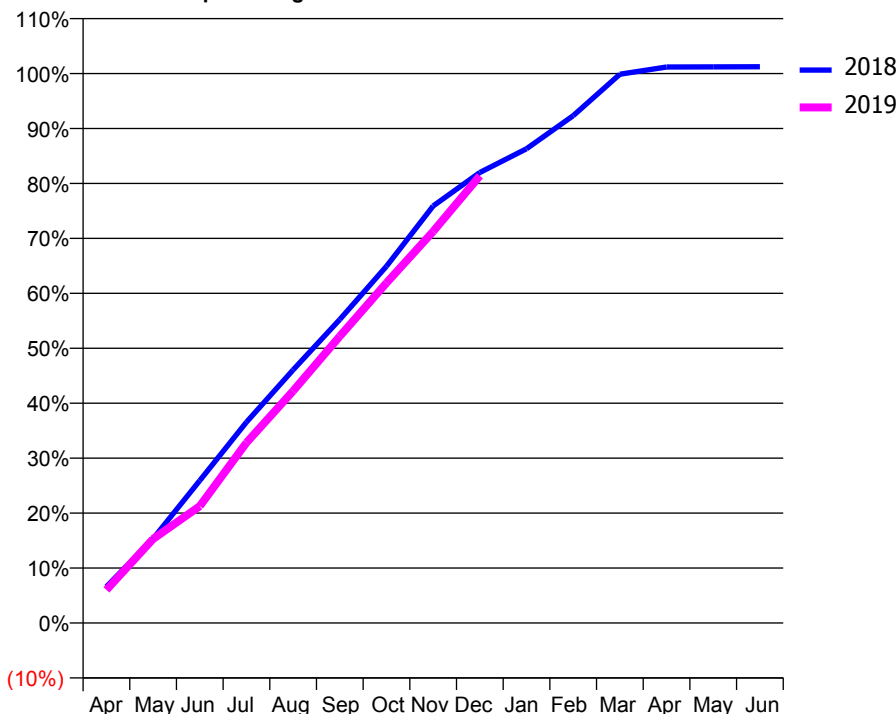
ACCESS*

Patients seen in 24 months	Total	Change since previous quarter
Quarter ending December 2017	4,416	
Quarter ending March 2018	4,358	↓
Quarter ending June 2018	4,404	→
Quarter ending September 2018	4,462	→
Quarter ending December 2018	4,490	→
Variance since December 2017	1.7%	→



ACTIVITY

Cumulative percentage of contracted UDA delivered 2018 & 2019



Month	Adjusted Scheduled Activity (UDA)	
	2018	2019
April	762	696
May	1,773	1,767
June	2,993	2,457
July	4,221	3,789
August	5,319	4,876
September	6,379	6,026
October	7,496	7,146
November	8,763	8,228
December	9,466	9,398
January	9,966	
February	10,661	
March	11,531	
April	11,683	
May	11,687	
June	11,688	

QUALITY

	Quantity	Base Number	Contract	AT	Region	England
% of FP17s for the same patient ID Re-attending within 3 months - Children	67	1,367	4.9%	9.9%	11.6%	11.8%
% of FP17s for the same patient ID Re-attending within 3 months - Adults	507	3,874	13.1%	14.7%	15.1%	15.6%
% of FP17s for the same patient ID Re-attending between 3 & 9 months - Children	835	1,367	61.1%	53.0%	59.9%	58.8%
% of FP17s for the same patient ID Re-attending between 3 & 9 months - Adults	1,903	3,874	49.1%	47.8%	52.0%	51.0%
% of FP17s for Band 1 Urgent Courses	258	5,174	5.0%	7.9%	8.0%	9.0%
% of FP17s Relating to Free Repair or Replacements	14	5,174	0.3%	0.7%	0.8%	0.8%
% of FP17s Relating to Continuations	64	5,174	1.2%	0.8%	0.9%	0.9%
% of Patients satisfied with the dentistry they have received	1	1	N/A	93.3%	93.6%	93.2%
% of Patients satisfied with the time they had to wait for an appointment	1	1	N/A	90.1%	88.6%	88.3%

* This is based on patients treated on this contract for their most recent course of treatment. Figures in italics indicate the base number of FP17s or Patient Questionnaire responses are less than 100. N/A is shown where the base number of responses is less than 10 during the period. % is calculated as Quantity/Base number*100

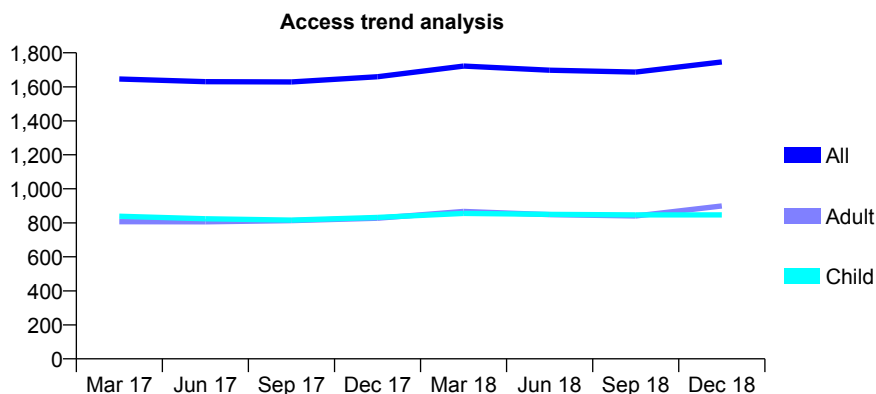
Q54 - Vital Signs At a Glance Contract Report for 116343/0001 - December 2018

Name or company name	The Dental Surgery
Contract type name	GDS Contract
Purpose of contract	General
Contract start date	22/12/2010
Contract end date	

18/19 Contracted general activity (UDA)	6,221
Carry forward general activity (UDA)	-124
18/19 Contracted orthodontic activity (UOA)	0
Carry forward orthodontic activity (UOA)	0
Baseline contract value	£168,029.33

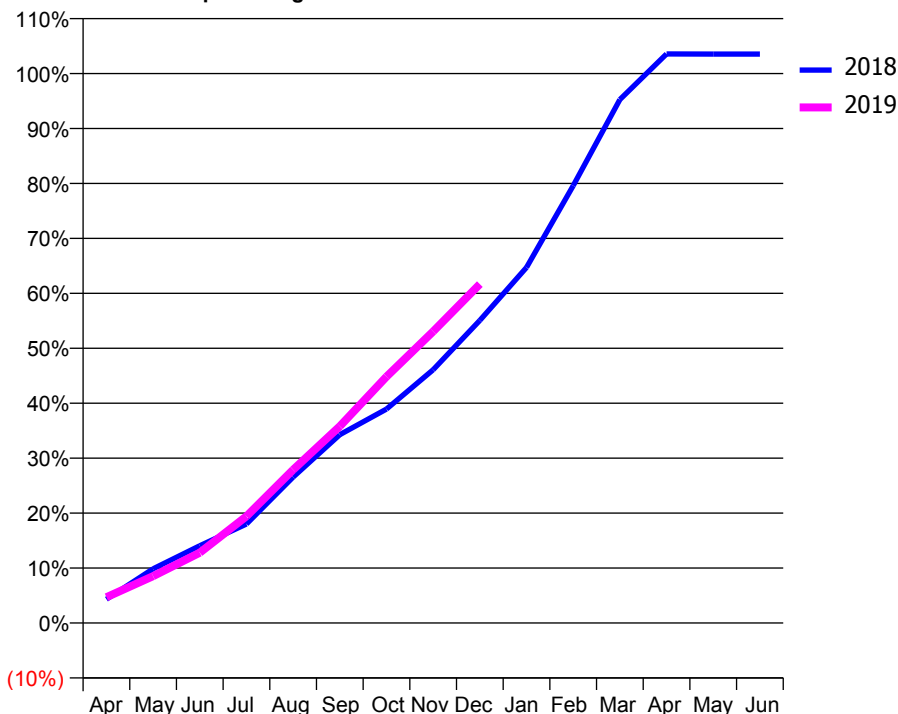
ACCESS*

Patients seen in 24 months	Total	Change since previous quarter
Quarter ending December 2017	1,659	
Quarter ending March 2018	1,722	↑
Quarter ending June 2018	1,698	↓
Quarter ending September 2018	1,687	→
Quarter ending December 2018	1,746	↑
Variance since December 2017	5.2%	↑



ACTIVITY

Cumulative percentage of contracted UDA delivered 2018 & 2019



Month	Adjusted Scheduled Activity (UDA)	
	2018	2019
April	270	292
May	613	531
June	875	796
July	1,122	1,209
August	1,652	1,736
September	2,132	2,228
October	2,422	2,789
November	2,867	3,301
December	3,426	3,836
January	4,026	
February	4,951	
March	5,926	
April	6,443	
May	6,442	
June	6,442	

QUALITY

	Quantity	Base Number	Contract	AT	Region	England
% of FP17s for the same patient ID Re-attending within 3 months - Children	43	1,023	4.2%	9.9%	11.6%	11.8%
% of FP17s for the same patient ID Re-attending within 3 months - Adults	85	904	9.4%	14.7%	15.1%	15.6%
% of FP17s for the same patient ID Re-attending between 3 & 9 months - Children	772	1,023	75.5%	53.0%	59.9%	58.8%
% of FP17s for the same patient ID Re-attending between 3 & 9 months - Adults	596	904	65.9%	47.8%	52.0%	51.0%
% of FP17s for Band 1 Urgent Courses	91	1,610	5.7%	7.9%	8.0%	9.0%
% of FP17s Relating to Free Repair or Replacements	1	1,610	0.1%	0.7%	0.8%	0.8%
% of FP17s Relating to Continuations	1	1,610	0.1%	0.8%	0.9%	0.9%
% of Patients satisfied with the dentistry they have received	0	0	N/A	93.3%	93.6%	93.2%
% of Patients satisfied with the time they had to wait for an appointment	0	0	N/A	90.1%	88.6%	88.3%

* This is based on patients treated on this contract for their most recent course of treatment. Figures in italics indicate the base number of FP17s or Patient Questionnaire responses are less than 100. N/A is shown where the base number of responses is less than 10 during the period. % is calculated as Quantity/Base number*100

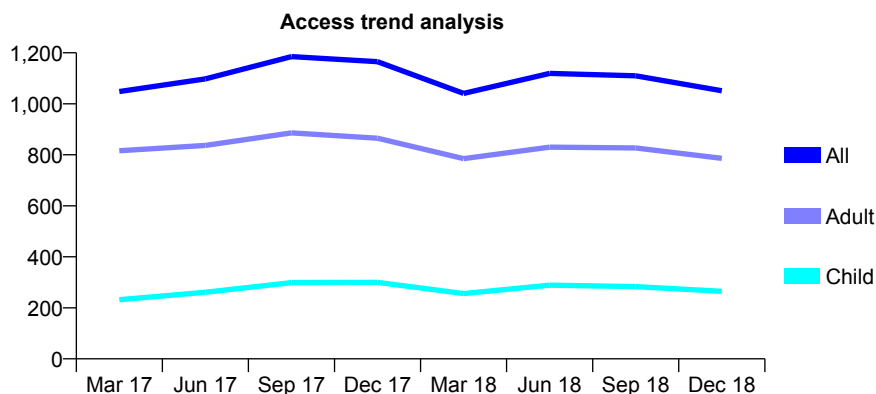
Q54 - Vital Signs At a Glance Contract Report for 116351/0001 - December 2018

Name or company name	Hillary Street Dental Practice
Contract type name	GDS Contract
Purpose of contract	General
Contract start date	01/04/2011
Contract end date	

18/19 Contracted general activity (UDA)	3,560
Carry forward general activity (UDA)	-33
18/19 Contracted orthodontic activity (UOA)	0
Carry forward orthodontic activity (UOA)	0
Baseline contract value	£86,310.99

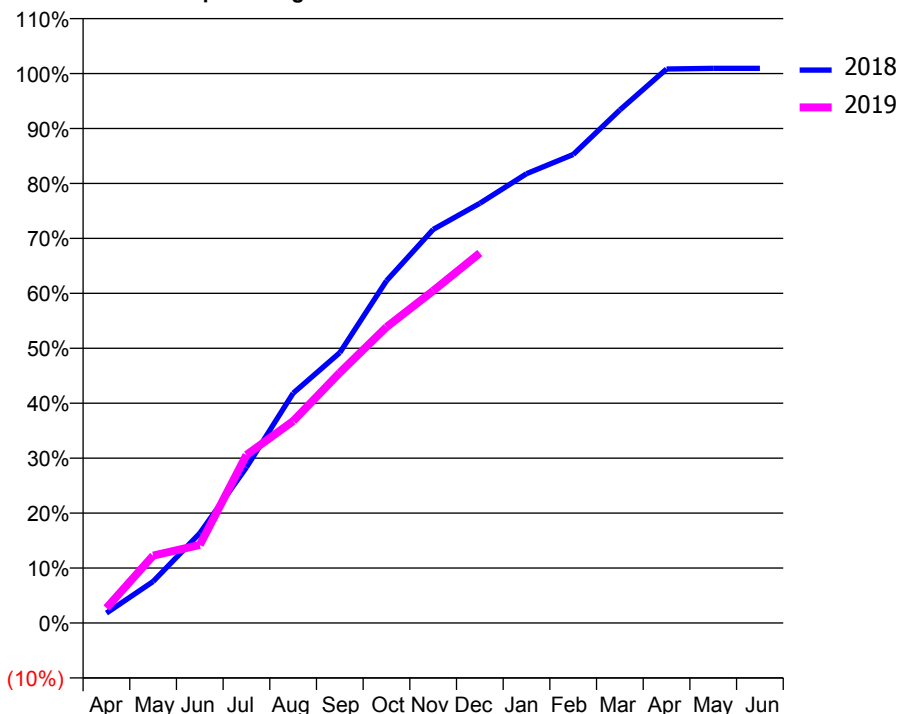
ACCESS*

Patients seen in 24 months	Total	Change since previous quarter
Quarter ending December 2017	1,165	
Quarter ending March 2018	1,041	↓
Quarter ending June 2018	1,119	↑
Quarter ending September 2018	1,110	→
Quarter ending December 2018	1,051	↓
Variance since December 2017	(9.8%)	↓



ACTIVITY

Cumulative percentage of contracted UDA delivered 2018 & 2019



Month	Adjusted Scheduled Activity (UDA)	
	2018	2019
April	64	97
May	269	436
June	582	505
July	1,008	1,089
August	1,489	1,309
September	1,752	1,622
October	2,217	1,917
November	2,550	2,152
December	2,719	2,397
January	2,911	
February	3,035	
March	3,324	
April	3,589	
May	3,594	
June	3,594	

QUALITY

	Quantity	Base Number	Contract	AT	Region	England
% of FP17s for the same patient ID Re-attending within 3 months - Children	7	251	2.8%	9.9%	11.6%	11.8%
% of FP17s for the same patient ID Re-attending within 3 months - Adults	65	658	9.9%	14.7%	15.1%	15.6%
% of FP17s for the same patient ID Re-attending between 3 & 9 months - Children	47	251	18.7%	53.0%	59.9%	58.8%
% of FP17s for the same patient ID Re-attending between 3 & 9 months - Adults	118	658	17.9%	47.8%	52.0%	51.0%
% of FP17s for Band 1 Urgent Courses	113	816	13.8%	7.9%	8.0%	9.0%
% of FP17s Relating to Free Repair or Replacements	7	816	0.9%	0.7%	0.8%	0.8%
% of FP17s Relating to Continuations	13	816	1.6%	0.8%	0.9%	0.9%
% of Patients satisfied with the dentistry they have received	1	1	N/A	93.3%	93.6%	93.2%
% of Patients satisfied with the time they had to wait for an appointment	1	1	N/A	90.1%	88.6%	88.3%

* This is based on patients treated on this contract for their most recent course of treatment. Figures in italics indicate the base number of FP17s or Patient Questionnaire responses are less than 100. N/A is shown where the base number of responses is less than 10 during the period. % is calculated as Quantity/Base number*100

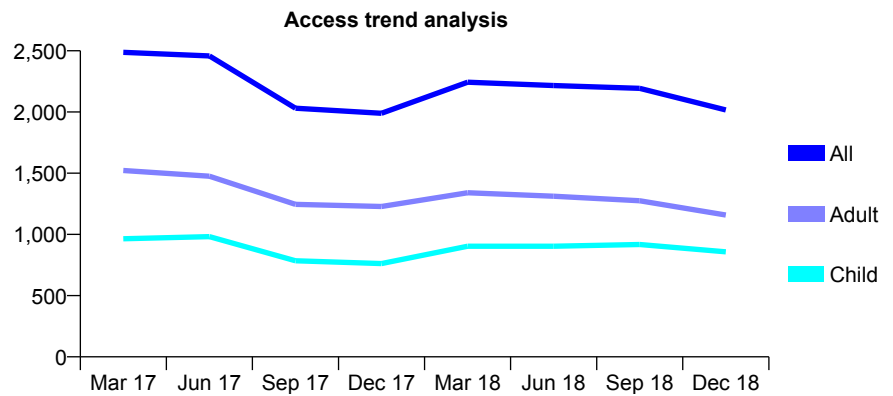
Q54 - Vital Signs At a Glance Contract Report for 116661/0001 - December 2018

Name or company name	Springfield Dental Practice
Contract type name	GDS Contract
Purpose of contract	General
Contract start date	01/01/2009
Contract end date	

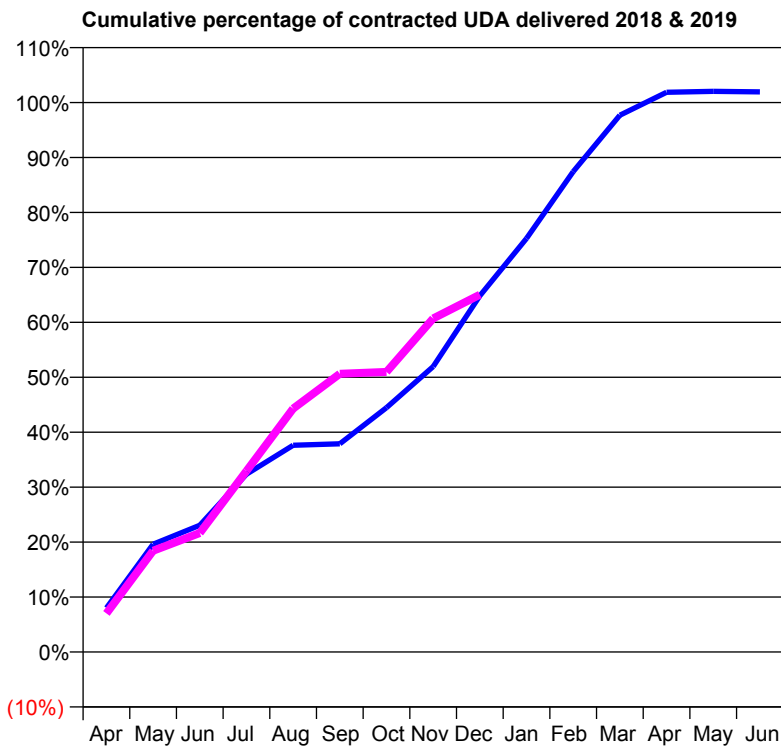
18/19 Contracted general activity (UDA)	8,176
Carry forward general activity (UDA)	-158
18/19 Contracted orthodontic activity (UOA)	0
Carry forward orthodontic activity (UOA)	0
Baseline contract value	£170,870.03

ACCESS*

Patients seen in 24 months	Total	Change since previous quarter
Quarter ending December 2017	1,990	
Quarter ending March 2018	2,244	↑
Quarter ending June 2018	2,216	↓
Quarter ending September 2018	2,193	↓
Quarter ending December 2018	2,017	↓
Variance since December 2017	1.4%	→



ACTIVITY



Month	Adjusted Scheduled Activity (UDA)	
	2018	2019
April	655	574
May	1,604	1,508
June	1,886	1,771
July	2,645	2,693
August	3,077	3,622
September	3,099	4,139
October	3,636	4,168
November	4,247	4,963
December	5,301	5,317
January	6,154	
February	7,148	
March	7,986	
April	8,329	
May	8,342	
June	8,334	

QUALITY

	Quantity	Base Number	Contract	AT	Region	England
% of FP17s for the same patient ID Re-attending within 3 months - Children	41	786	5.2%	9.9%	11.6%	11.8%
% of FP17s for the same patient ID Re-attending within 3 months - Adults	139	998	13.9%	14.7%	15.1%	15.6%
% of FP17s for the same patient ID Re-attending between 3 & 9 months - Children	271	786	34.5%	53.0%	59.9%	58.8%
% of FP17s for the same patient ID Re-attending between 3 & 9 months - Adults	354	998	35.5%	47.8%	52.0%	51.0%
% of FP17s for Band 1 Urgent Courses	56	1,639	3.4%	7.9%	8.0%	9.0%
% of FP17s Relating to Free Repair or Replacements	2	1,639	0.1%	0.7%	0.8%	0.8%
% of FP17s Relating to Continuations	13	1,639	0.8%	0.8%	0.9%	0.9%
% of Patients satisfied with the dentistry they have received	0	0	N/A	93.3%	93.6%	93.2%
% of Patients satisfied with the time they had to wait for an appointment	0	0	N/A	90.1%	88.6%	88.3%

* This is based on patients treated on this contract for their most recent course of treatment. Figures in italics indicate the base number of FP17s or Patient Questionnaire responses are less than 100. N/A is shown where the base number of responses is less than 10 during the period. % is calculated as Quantity/Base number*100

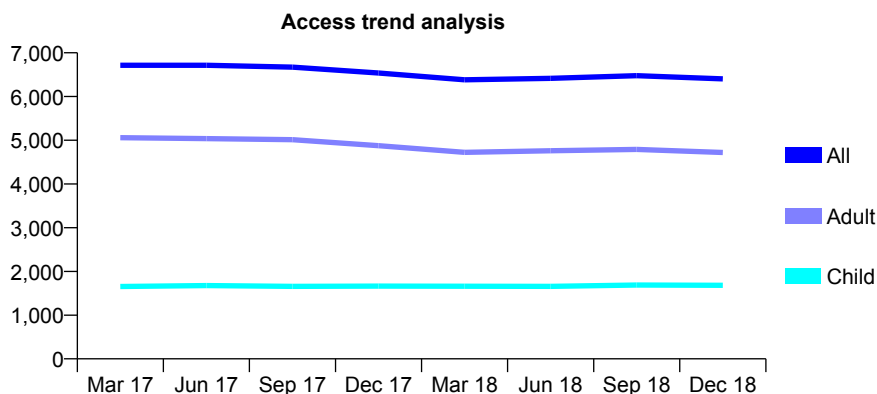
Q54 - Vital Signs At a Glance Contract Report for 120707/0001 - December 2018

Name or company name	Kings Norton Dental Practice
Contract type name	GDS Contract
Purpose of contract	General
Contract start date	28/06/2013
Contract end date	

18/19 Contracted general activity (UDA)	18,339
Carry forward general activity (UDA)	-366
18/19 Contracted orthodontic activity (UOA)	0
Carry forward orthodontic activity (UOA)	0
Baseline contract value	£468,624.28

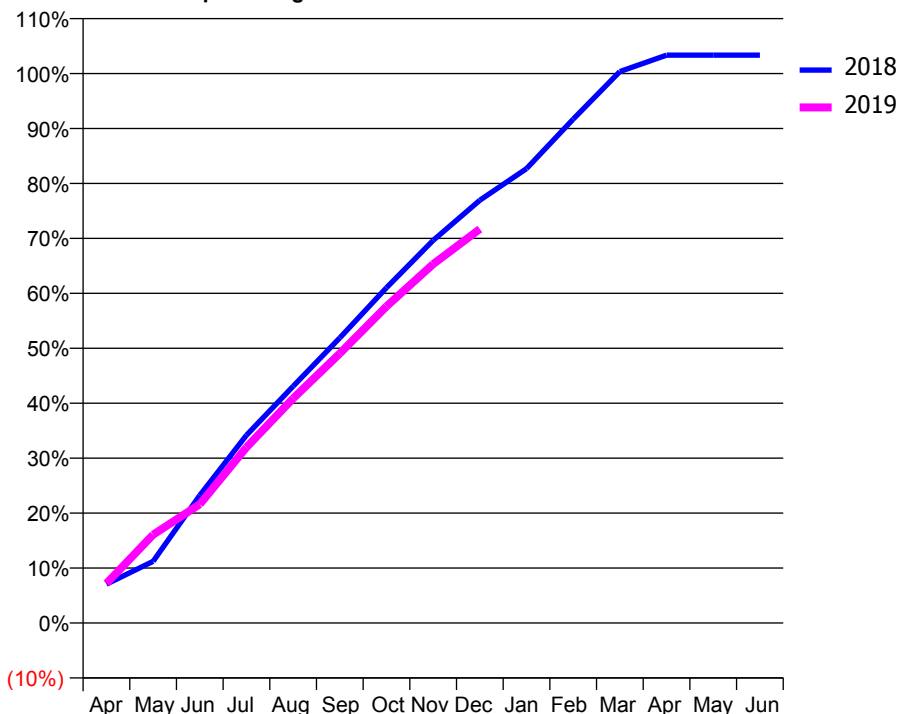
ACCESS*

Patients seen in 24 months	Total	Change since previous quarter
Quarter ending December 2017	6,538	
Quarter ending March 2018	6,382	↓
Quarter ending June 2018	6,417	→
Quarter ending September 2018	6,477	→
Quarter ending December 2018	6,403	↓
Variance since December 2017	(2.1%)	↓



ACTIVITY

Cumulative percentage of contracted UDA delivered 2018 & 2019



Month	Adjusted Scheduled Activity (UDA)	
	2018	2019
April	1,299	1,320
May	2,059	2,947
June	4,260	3,961
July	6,270	5,863
August	7,903	7,498
September	9,516	8,998
October	11,192	10,568
November	12,771	11,978
December	14,109	13,149
January	15,166	
February	16,814	
March	18,404	
April	18,953	
May	18,953	
June	18,953	

QUALITY

	Quantity	Base Number	Contract	AT	Region	England
% of FP17s for the same patient ID Re-attending within 3 months - Children	93	1,692	5.5%	9.9%	11.6%	11.8%
% of FP17s for the same patient ID Re-attending within 3 months - Adults	628	4,805	13.1%	14.7%	15.1%	15.6%
% of FP17s for the same patient ID Re-attending between 3 & 9 months - Children	1,026	1,692	60.6%	53.0%	59.9%	58.8%
% of FP17s for the same patient ID Re-attending between 3 & 9 months - Adults	2,475	4,805	51.5%	47.8%	52.0%	51.0%
% of FP17s for Band 1 Urgent Courses	493	6,252	7.9%	7.9%	8.0%	9.0%
% of FP17s Relating to Free Repair or Replacements	28	6,252	0.4%	0.7%	0.8%	0.8%
% of FP17s Relating to Continuations	56	6,252	0.9%	0.8%	0.9%	0.9%
% of Patients satisfied with the dentistry they have received	4	6	N/A	93.3%	93.6%	93.2%
% of Patients satisfied with the time they had to wait for an appointment	5	6	N/A	90.1%	88.6%	88.3%

* This is based on patients treated on this contract for their most recent course of treatment. Figures in italics indicate the base number of FP17s or Patient Questionnaire responses are less than 100. N/A is shown where the base number of responses is less than 10 during the period. % is calculated as Quantity/Base number*100

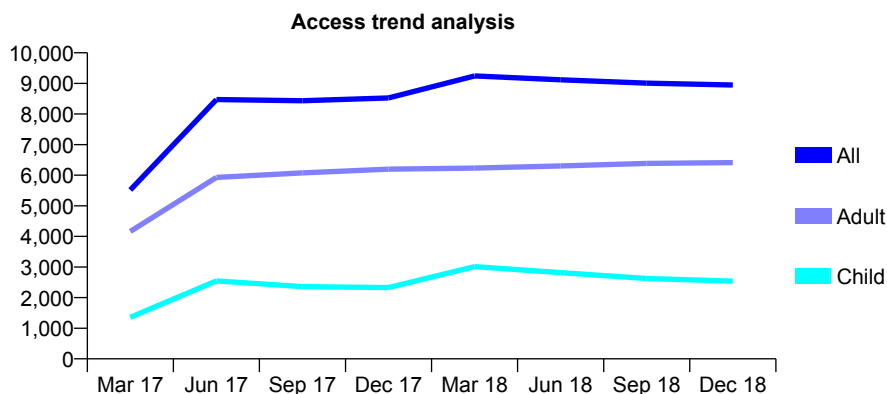
Q54 - Vital Signs At a Glance Contract Report for 121444/0001 - December 2018

Name or company name	South Road Dental Practice
Contract type name	Pilot Contract
Purpose of contract	General
Contract start date	01/04/2009
Contract end date	

18/19 Contracted general activity (UDA)	25,349
Carry forward general activity (UDA)	0
18/19 Contracted orthodontic activity (UOA)	0
Carry forward orthodontic activity (UOA)	0
Baseline contract value	£625,915.61

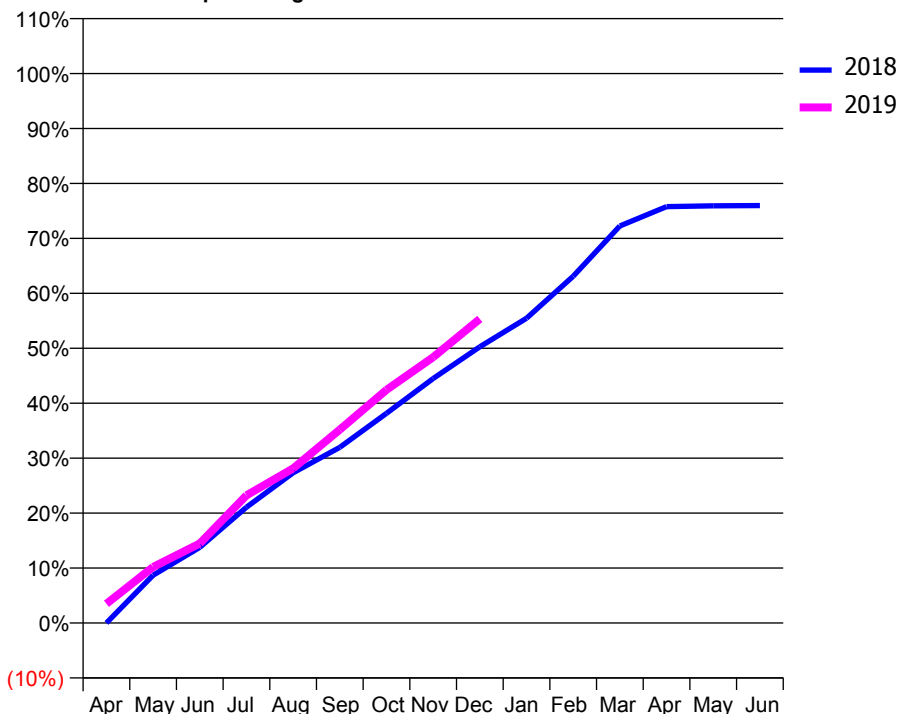
ACCESS*

Patients seen in 24 months	Total	Change since previous quarter
Quarter ending December 2017	8,527	
Quarter ending March 2018	9,245	↑
Quarter ending June 2018	9,118	↓
Quarter ending September 2018	9,009	↓
Quarter ending December 2018	8,949	→
Variance since December 2017	4.9%	↑



ACTIVITY

Cumulative percentage of contracted UDA delivered 2018 & 2019



Month	Adjusted Scheduled Activity (UDA)	
	2018	2019
April	0	888
May	2,203	2,584
June	3,488	3,669
July	5,345	5,893
August	6,927	7,134
September	8,106	8,924
October	9,671	10,753
November	11,281	12,263
December	12,743	14,026
January	14,059	
February	15,999	
March	18,318	
April	19,207	
May	19,246	
June	19,255	

QUALITY

	Quantity	Base Number	Contract	AT	Region	England
% of FP17s for the same patient ID Re-attending within 3 months - Children	127	2,303	5.5%	9.9%	11.6%	11.8%
% of FP17s for the same patient ID Re-attending within 3 months - Adults	847	6,847	12.4%	14.7%	15.1%	15.6%
% of FP17s for the same patient ID Re-attending between 3 & 9 months - Children	1,295	2,303	56.2%	53.0%	59.9%	58.8%
% of FP17s for the same patient ID Re-attending between 3 & 9 months - Adults	3,709	6,847	54.2%	47.8%	52.0%	51.0%
% of FP17s for Band 1 Urgent Courses	603	8,302	7.3%	7.9%	8.0%	9.0%
% of FP17s Relating to Free Repair or Replacements	71	8,302	0.9%	0.7%	0.8%	0.8%
% of FP17s Relating to Continuations	68	8,302	0.8%	0.8%	0.9%	0.9%
% of Patients satisfied with the dentistry they have received	3	3	N/A	93.3%	93.6%	93.2%
% of Patients satisfied with the time they had to wait for an appointment	1	3	N/A	90.1%	88.6%	88.3%

* This is based on patients treated on this contract for their most recent course of treatment. Figures in italics indicate the base number of FP17s or Patient Questionnaire responses are less than 100. N/A is shown where the base number of responses is less than 10 during the period. % is calculated as Quantity/Base number*100

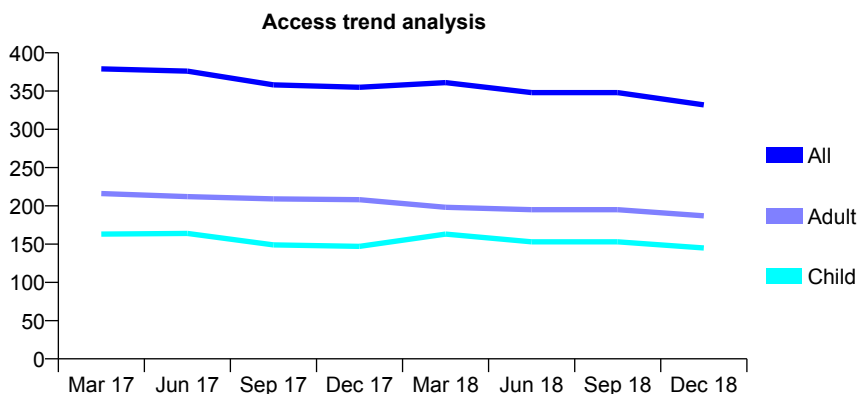
Q54 - Vital Signs At a Glance Contract Report for 121452/0001 - December 2018

Name or company name	Kassam GDS Contract Partnership
Contract type name	GDS Contract
Purpose of contract	General
Contract start date	01/02/2013
Contract end date	

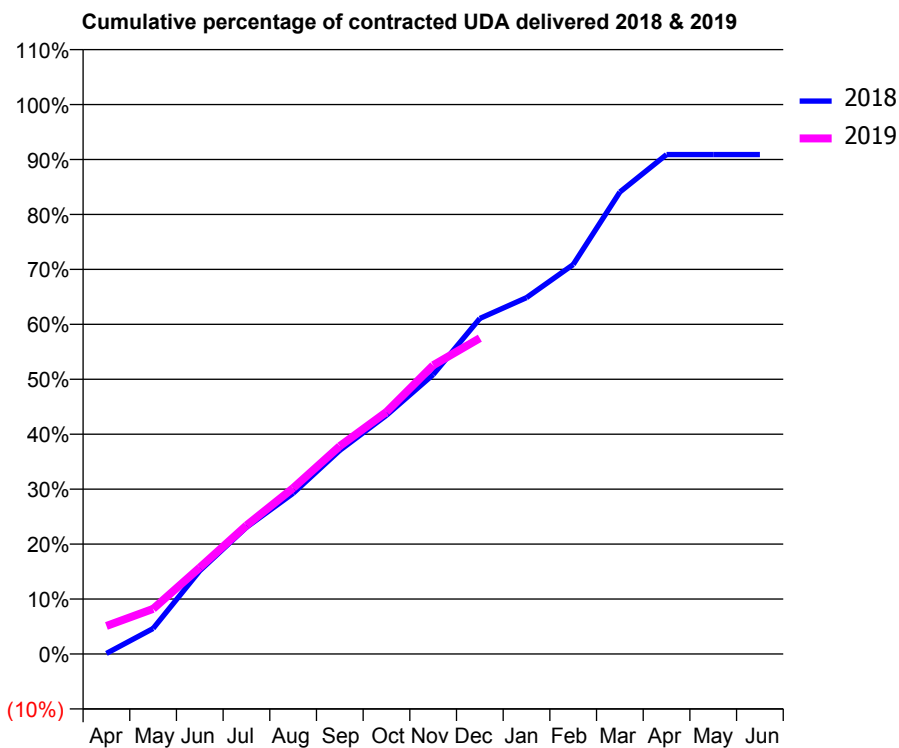
18/19 Contracted general activity (UDA)	1,000
Carry forward general activity (UDA)	0
18/19 Contracted orthodontic activity (UOA)	0
Carry forward orthodontic activity (UOA)	0
Baseline contract value	£28,731.60

ACCESS*

Patients seen in 24 months	Total	Change since previous quarter
Quarter ending December 2017	355	
Quarter ending March 2018	361	→
Quarter ending June 2018	348	↓
Quarter ending September 2018	348	→
Quarter ending December 2018	332	↓
Variance since December 2017	(6.5%)	↓



ACTIVITY



Month	Adjusted Scheduled Activity (UDA)	
	2018	2019
April	1	51
May	46	82
June	152	157
July	231	234
August	293	302
September	371	378
October	435	441
November	509	526
December	611	575
January	649	
February	709	
March	841	
April	909	
May	909	
June	909	

QUALITY

	Quantity	Base Number	Contract	AT	Region	England
% of FP17s for the same patient ID Re-attending within 3 months - Children	8	131	6.1%	9.9%	11.6%	11.8%
% of FP17s for the same patient ID Re-attending within 3 months - Adults	10	150	6.7%	14.7%	15.1%	15.6%
% of FP17s for the same patient ID Re-attending between 3 & 9 months - Children	60	131	45.8%	53.0%	59.9%	58.8%
% of FP17s for the same patient ID Re-attending between 3 & 9 months - Adults	78	150	52.0%	47.8%	52.0%	51.0%
% of FP17s for Band 1 Urgent Courses	9	258	3.5%	7.9%	8.0%	9.0%
% of FP17s Relating to Free Repair or Replacements	2	258	0.8%	0.7%	0.8%	0.8%
% of FP17s Relating to Continuations	5	258	1.9%	0.8%	0.9%	0.9%
% of Patients satisfied with the dentistry they have received	0	0	N/A	93.3%	93.6%	93.2%
% of Patients satisfied with the time they had to wait for an appointment	0	0	N/A	90.1%	88.6%	88.3%

* This is based on patients treated on this contract for their most recent course of treatment. Figures in italics indicate the base number of FP17s or Patient Questionnaire responses are less than 100. N/A is shown where the base number of responses is less than 10 during the period. % is calculated as Quantity/Base number*100

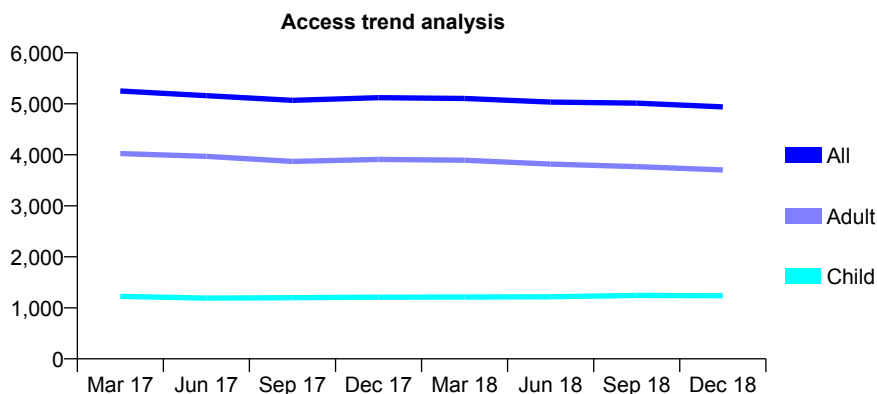
Q54 - Vital Signs At a Glance Contract Report for 121460/0001 - December 2018

Name or company name	Rooprai-Rooprai and Associates
Contract type name	GDS Contract
Purpose of contract	General
Contract start date	01/12/2011
Contract end date	

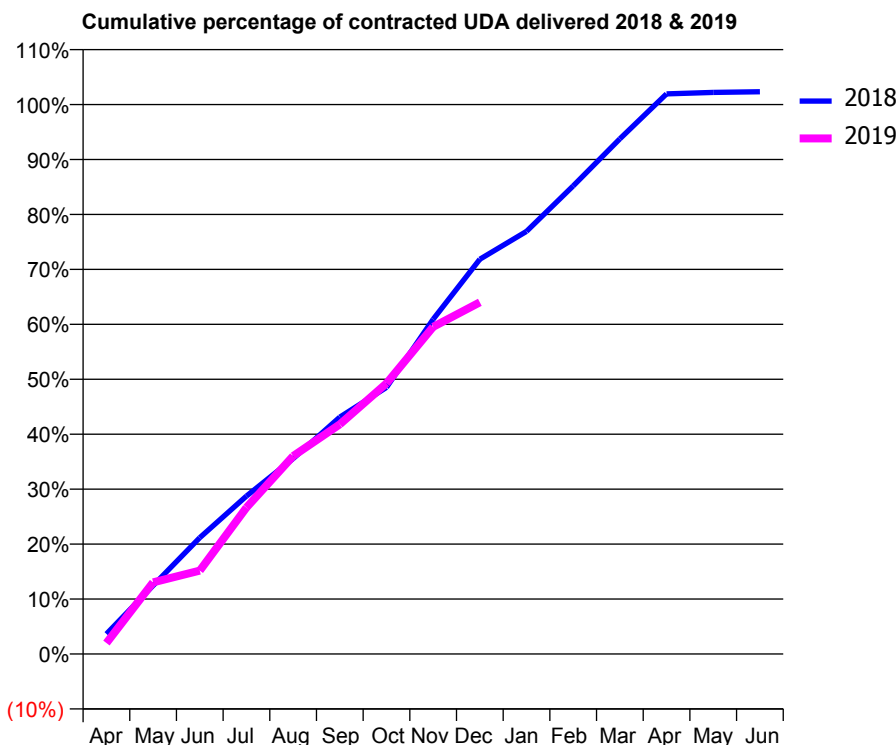
18/19 Contracted general activity (UDA)	14,616
Carry forward general activity (UDA)	-292
18/19 Contracted orthodontic activity (UOA)	0
Carry forward orthodontic activity (UOA)	0
Baseline contract value	£409,011.62

ACCESS*

Patients seen in 24 months	Total	Change since previous quarter
Quarter ending December 2017	5,119	
Quarter ending March 2018	5,104	→
Quarter ending June 2018	5,035	↓
Quarter ending September 2018	5,012	→
Quarter ending December 2018	4,939	↓
Variance since December 2017	(3.5%)	↓



ACTIVITY



Month	Adjusted Scheduled Activity (UDA)	
	2018	2019
April	535	292
May	1,821	1,905
June	3,093	2,219
July	4,200	3,897
August	5,197	5,265
September	6,301	6,109
October	7,091	7,199
November	8,905	8,701
December	10,501	9,354
January	11,242	
February	12,451	
March	13,705	
April	14,900	
May	14,939	
June	14,955	

QUALITY

	Quantity	Base Number	Contract	AT	Region	England
% of FP17s for the same patient ID Re-attending within 3 months - Children	32	1,087	2.9%	9.9%	11.6%	11.8%
% of FP17s for the same patient ID Re-attending within 3 months - Adults	380	3,522	10.8%	14.7%	15.1%	15.6%
% of FP17s for the same patient ID Re-attending between 3 & 9 months - Children	509	1,087	46.8%	53.0%	59.9%	58.8%
% of FP17s for the same patient ID Re-attending between 3 & 9 months - Adults	1,748	3,522	49.6%	47.8%	52.0%	51.0%
% of FP17s for Band 1 Urgent Courses	136	4,178	3.3%	7.9%	8.0%	9.0%
% of FP17s Relating to Free Repair or Replacements	34	4,178	0.8%	0.7%	0.8%	0.8%
% of FP17s Relating to Continuations	23	4,178	0.6%	0.8%	0.9%	0.9%
% of Patients satisfied with the dentistry they have received	0	0	N/A	93.3%	93.6%	93.2%
% of Patients satisfied with the time they had to wait for an appointment	0	0	N/A	90.1%	88.6%	88.3%

* This is based on patients treated on this contract for their most recent course of treatment. Figures in italics indicate the base number of FP17s or Patient Questionnaire responses are less than 100. N/A is shown where the base number of responses is less than 10 during the period. % is calculated as Quantity/Base number*100

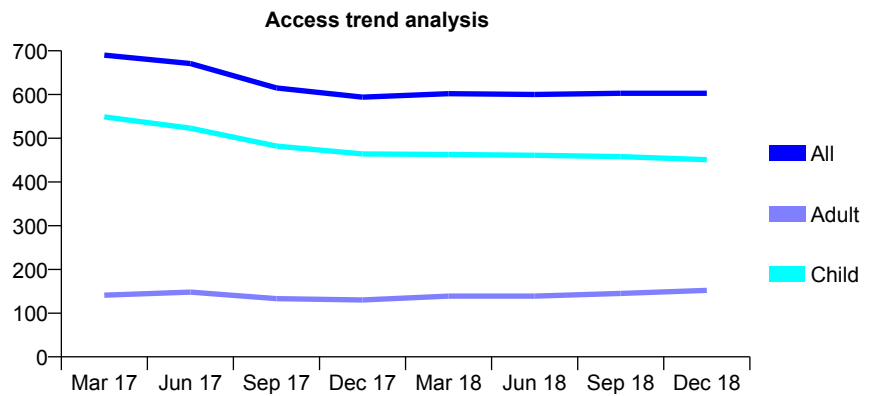
Q54 - Vital Signs At a Glance Contract Report for 122068/0001 - December 2018

Name or company name	Jandu, Bhambra and Payne
Contract type name	GDS Contract
Purpose of contract	General and Orthodontic
Contract start date	01/04/2014
Contract end date	

18/19 Contracted general activity (UDA)	1,413
Carry forward general activity (UDA)	0
18/19 Contracted orthodontic activity (UOA)	534
Carry forward orthodontic activity (UOA)	7
Baseline contract value	£108,055.03

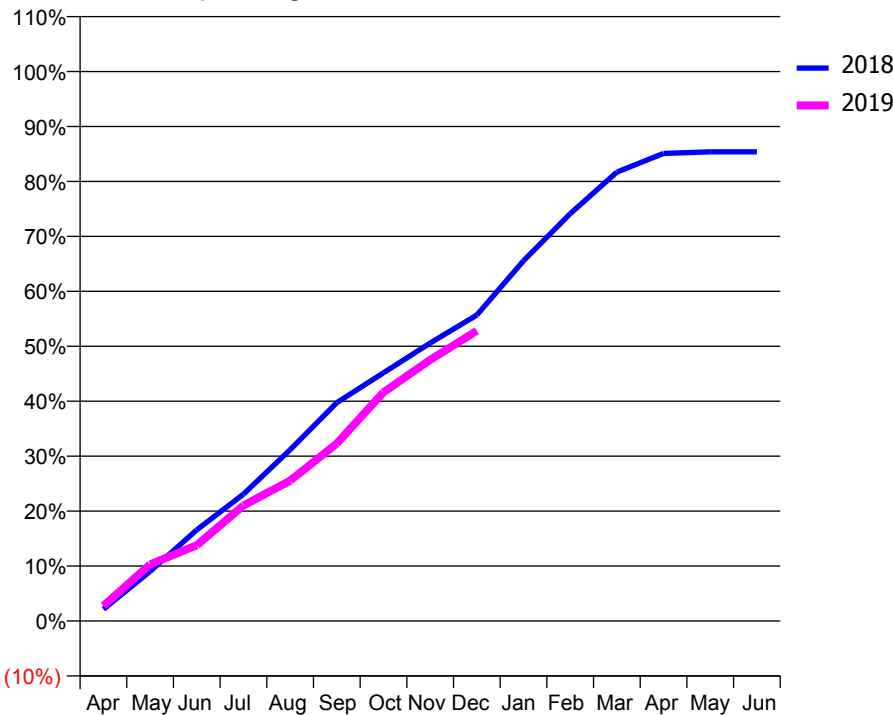
ACCESS*

Patients seen in 24 months	Total	Change since previous quarter
Quarter ending December 2017	594	
Quarter ending March 2018	602	→
Quarter ending June 2018	600	→
Quarter ending September 2018	603	→
Quarter ending December 2018	603	→
Variance since December 2017	1.5%	→



ACTIVITY

Cumulative percentage of contracted UDA delivered 2018 & 2019



Month	Adjusted Scheduled Activity (UDA)	
	2018	2019
April	30	39
May	128	145
June	234	195
July	326	297
August	440	361
September	562	456
October	638	588
November	715	671
December	787	746
January	926	
February	1,047	
March	1,154	
April	1,202	
May	1,206	
June	1,206	

QUALITY

	Quantity	Base Number	Contract	AT	Region	England
% of FP17s for the same patient ID Re-attending within 3 months - Children	52	570	9.1%	9.9%	11.6%	11.8%
% of FP17s for the same patient ID Re-attending within 3 months - Adults	15	77	19.5%	14.7%	15.1%	15.6%
% of FP17s for the same patient ID Re-attending between 3 & 9 months - Children	357	570	62.6%	53.0%	59.9%	58.8%
% of FP17s for the same patient ID Re-attending between 3 & 9 months - Adults	30	77	39.0%	47.8%	52.0%	51.0%
% of FP17s for Band 1 Urgent Courses	17	545	3.1%	7.9%	8.0%	9.0%
% of FP17s Relating to Free Repair or Replacements	0	545	0.0%	0.7%	0.8%	0.8%
% of FP17s Relating to Continuations	7	545	1.3%	0.8%	0.9%	0.9%
% of Patients satisfied with the dentistry they have received	0	0	N/A	93.3%	93.6%	93.2%
% of Patients satisfied with the time they had to wait for an appointment	0	0	N/A	90.1%	88.6%	88.3%

* This is based on patients treated on this contract for their most recent course of treatment. Figures in italics indicate the base number of FP17s or Patient Questionnaire responses are less than 100. N/A is shown where the base number of responses is less than 10 during the period. % is calculated as Quantity/Base number*100

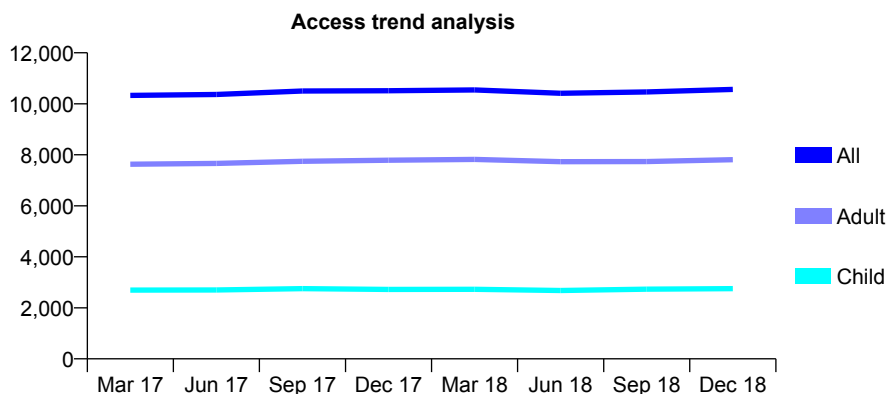
Q54 - Vital Signs At a Glance Contract Report for 122084/0001 - December 2018

Name or company name	Antrim House Dental Practice
Contract type name	GDS Contract
Purpose of contract	General
Contract start date	01/08/2012
Contract end date	

18/19 Contracted general activity (UDA)	36,131
Carry forward general activity (UDA)	0
18/19 Contracted orthodontic activity (UOA)	0
Carry forward orthodontic activity (UOA)	0
Baseline contract value	£959,932.21

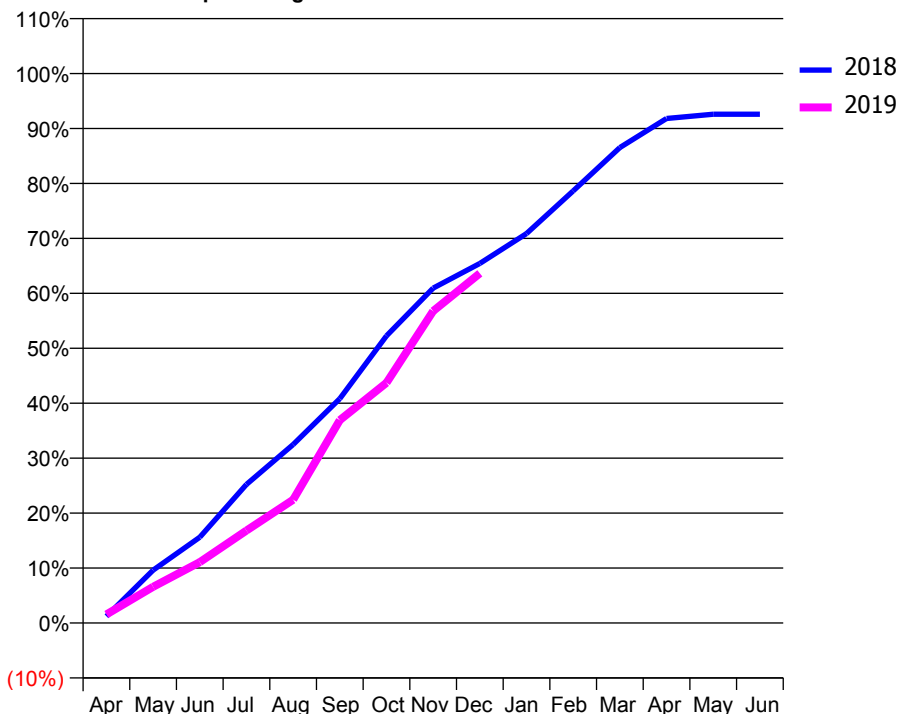
ACCESS*

Patients seen in 24 months	Total	Change since previous quarter
Quarter ending December 2017	10,510	
Quarter ending March 2018	10,544	→
Quarter ending June 2018	10,411	↓
Quarter ending September 2018	10,465	→
Quarter ending December 2018	10,563	→
Variance since December 2017	0.5%	→



ACTIVITY

Cumulative percentage of contracted UDA delivered 2018 & 2019



Month	Adjusted Scheduled Activity (UDA)	
	2018	2019
April	445	562
May	3,477	2,377
June	5,646	4,003
July	9,114	6,085
August	11,736	8,108
September	14,751	13,337
October	18,885	15,797
November	22,023	20,513
December	23,642	22,994
January	25,608	
February	28,411	
March	31,264	
April	33,169	
May	33,452	
June	33,455	

QUALITY

	Quantity	Base Number	Contract	AT	Region	England
% of FP17s for the same patient ID Re-attending within 3 months - Children	231	2,990	7.7%	9.9%	11.6%	11.8%
% of FP17s for the same patient ID Re-attending within 3 months - Adults	1,342	8,238	16.3%	14.7%	15.1%	15.6%
% of FP17s for the same patient ID Re-attending between 3 & 9 months - Children	1,763	2,990	59.0%	53.0%	59.9%	58.8%
% of FP17s for the same patient ID Re-attending between 3 & 9 months - Adults	4,465	8,238	54.2%	47.8%	52.0%	51.0%
% of FP17s for Band 1 Urgent Courses	1,013	10,124	10.0%	7.9%	8.0%	9.0%
% of FP17s Relating to Free Repair or Replacements	66	10,124	0.7%	0.7%	0.8%	0.8%
% of FP17s Relating to Continuations	32	10,124	0.3%	0.8%	0.9%	0.9%
% of Patients satisfied with the dentistry they have received	4	4	N/A	93.3%	93.6%	93.2%
% of Patients satisfied with the time they had to wait for an appointment	4	4	N/A	90.1%	88.6%	88.3%

* This is based on patients treated on this contract for their most recent course of treatment. Figures in italics indicate the base number of FP17s or Patient Questionnaire responses are less than 100. N/A is shown where the base number of responses is less than 10 during the period. % is calculated as Quantity/Base number*100

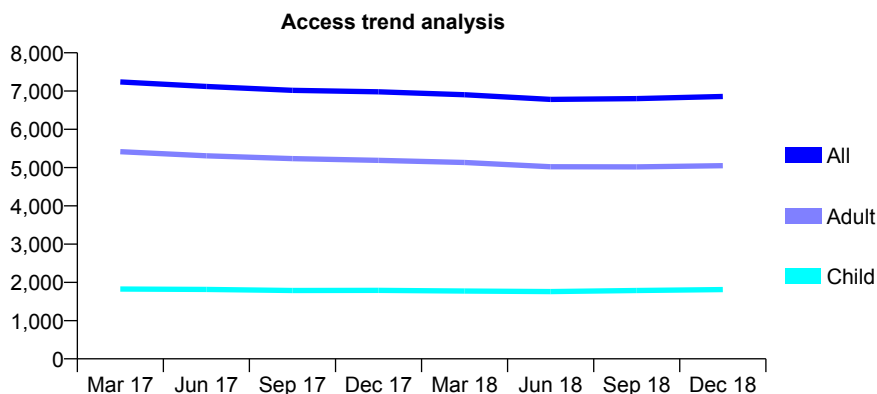
Q54 - Vital Signs At a Glance Contract Report for 122769/0001 - December 2018

Name or company name	Rees Dental Practice
Contract type name	GDS Contract
Purpose of contract	General
Contract start date	01/12/2010
Contract end date	

18/19 Contracted general activity (UDA)	22,098
Carry forward general activity (UDA)	411
18/19 Contracted orthodontic activity (UOA)	0
Carry forward orthodontic activity (UOA)	0
Baseline contract value	£575,934.89

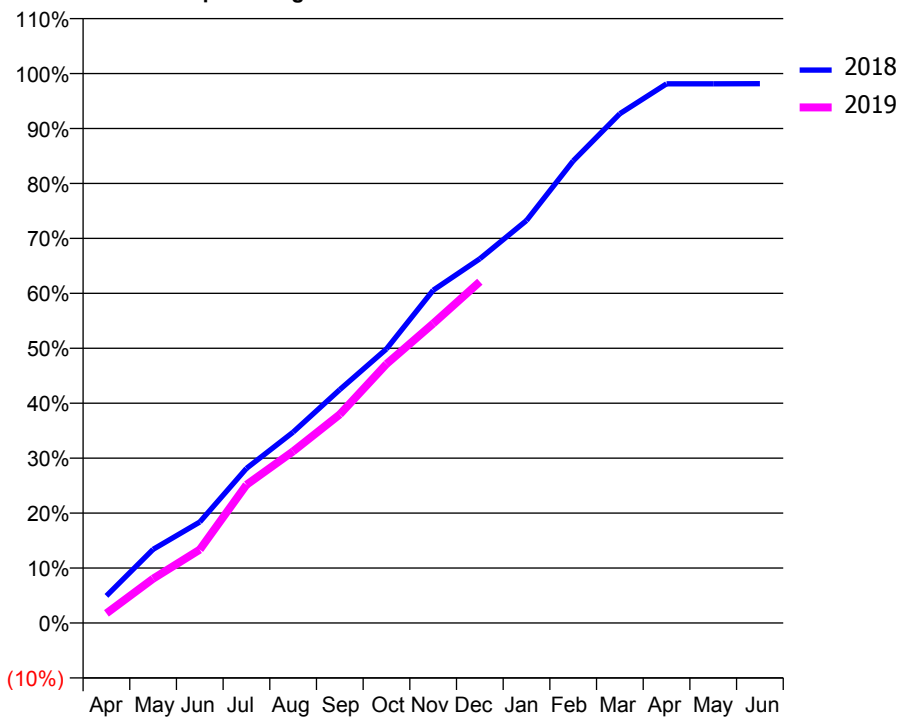
ACCESS*

Patients seen in 24 months	Total	Change since previous quarter
Quarter ending December 2017	6,979	
Quarter ending March 2018	6,904	↓
Quarter ending June 2018	6,782	↓
Quarter ending September 2018	6,804	→
Quarter ending December 2018	6,860	→
Variance since December 2017	(1.7%)	↓



ACTIVITY

Cumulative percentage of contracted UDA delivered 2018 & 2019



QUALITY

	Quantity	Base Number	Contract	AT	Region	England
% of FP17s for the same patient ID Re-attending within 3 months - Children	118	1,818	6.5%	9.9%	11.6%	11.8%
% of FP17s for the same patient ID Re-attending within 3 months - Adults	560	4,740	11.8%	14.7%	15.1%	15.6%
% of FP17s for the same patient ID Re-attending between 3 & 9 months - Children	1,024	1,818	56.3%	53.0%	59.9%	58.8%
% of FP17s for the same patient ID Re-attending between 3 & 9 months - Adults	2,463	4,740	52.0%	47.8%	52.0%	51.0%
% of FP17s for Band 1 Urgent Courses	236	6,141	3.8%	7.9%	8.0%	9.0%
% of FP17s Relating to Free Repair or Replacements	70	6,141	1.1%	0.7%	0.8%	0.8%
% of FP17s Relating to Continuations	111	6,141	1.8%	0.8%	0.9%	0.9%
% of Patients satisfied with the dentistry they have received	0	0	N/A	93.3%	93.6%	93.2%
% of Patients satisfied with the time they had to wait for an appointment	0	0	N/A	90.1%	88.6%	88.3%

* This is based on patients treated on this contract for their most recent course of treatment. Figures in italics indicate the base number of FP17s or Patient Questionnaire responses are less than 100. N/A is shown where the base number of responses is less than 10 during the period. % is calculated as Quantity/Base number*100

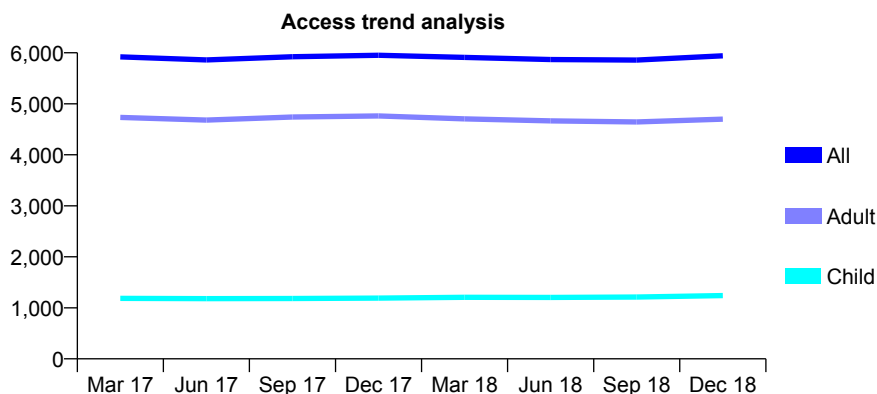
Q54 - Vital Signs At a Glance Contract Report for 125008/0001 - December 2018

Name or company name	Briars Dental Practice
Contract type name	GDS Contract
Purpose of contract	General and Orthodontic
Contract start date	01/04/2006
Contract end date	

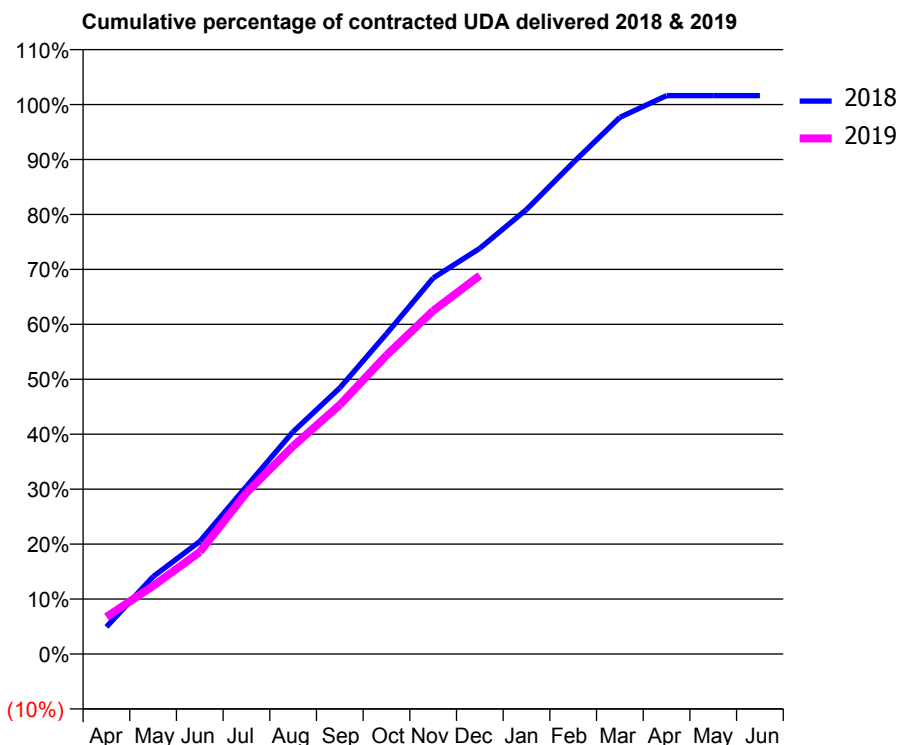
18/19 Contracted general activity (UDA)	18,492
Carry forward general activity (UDA)	-298
18/19 Contracted orthodontic activity (UOA)	1,763
Carry forward orthodontic activity (UOA)	25
Baseline contract value	£570,446.34

ACCESS*

Patients seen in 24 months	Total	Change since previous quarter
Quarter ending December 2017	5,952	
Quarter ending March 2018	5,911	→
Quarter ending June 2018	5,868	→
Quarter ending September 2018	5,858	→
Quarter ending December 2018	5,940	→
Variance since December 2017	(0.2%)	→



ACTIVITY



Month	Adjusted Scheduled Activity (UDA)	
	2018	2019
April	915	1,249
May	2,604	2,289
June	3,789	3,433
July	5,645	5,427
August	7,484	6,999
September	8,953	8,384
October	10,778	10,053
November	12,653	11,554
December	13,654	12,738
January	14,957	
February	16,537	
March	18,061	
April	18,789	
May	18,790	
June	18,790	

QUALITY

	Quantity	Base Number	Contract	AT	Region	England
% of FP17s for the same patient ID Re-attending within 3 months - Children	93	1,351	6.9%	9.9%	11.6%	11.8%
% of FP17s for the same patient ID Re-attending within 3 months - Adults	601	4,894	12.3%	14.7%	15.1%	15.6%
% of FP17s for the same patient ID Re-attending between 3 & 9 months - Children	669	1,351	49.5%	53.0%	59.9%	58.8%
% of FP17s for the same patient ID Re-attending between 3 & 9 months - Adults	2,677	4,894	54.7%	47.8%	52.0%	51.0%
% of FP17s for Band 1 Urgent Courses	284	5,799	4.9%	7.9%	8.0%	9.0%
% of FP17s Relating to Free Repair or Replacements	47	5,799	0.8%	0.7%	0.8%	0.8%
% of FP17s Relating to Continuations	43	5,799	0.7%	0.8%	0.9%	0.9%
% of Patients satisfied with the dentistry they have received	5	5	N/A	93.3%	93.6%	93.2%
% of Patients satisfied with the time they had to wait for an appointment	5	5	N/A	90.1%	88.6%	88.3%

* This is based on patients treated on this contract for their most recent course of treatment. Figures in italics indicate the base number of FP17s or Patient Questionnaire responses are less than 100. N/A is shown where the base number of responses is less than 10 during the period. % is calculated as Quantity/Base number*100

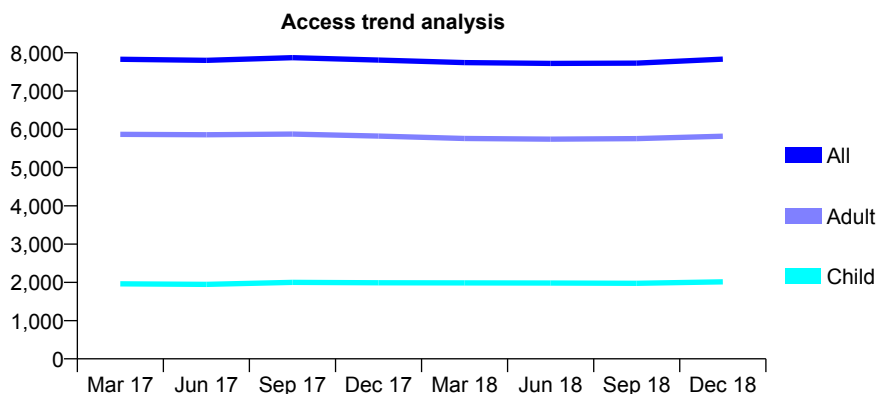
Q54 - Vital Signs At a Glance Contract Report for 126543/0001 - December 2018

Name or company name	Amblecote Dental Care
Contract type name	Pilot Contract
Purpose of contract	General and Orthodontic
Contract start date	01/10/2014
Contract end date	

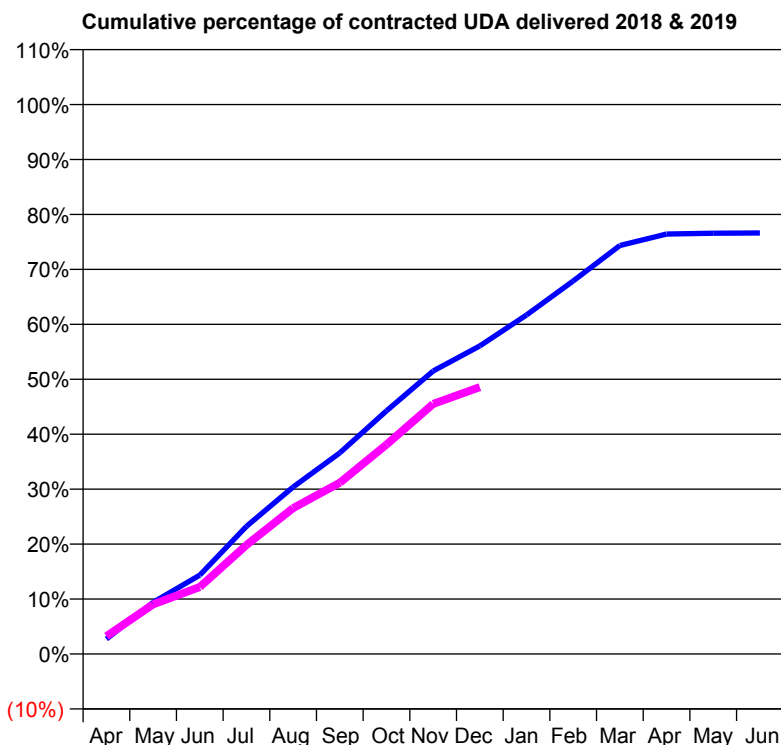
18/19 Contracted general activity (UDA)	21,139
Carry forward general activity (UDA)	0
18/19 Contracted orthodontic activity (UOA)	1,699
Carry forward orthodontic activity (UOA)	-35
Baseline contract value	£798,368.95

ACCESS*

Patients seen in 24 months	Total	Change since previous quarter
Quarter ending December 2017	7,809	
Quarter ending March 2018	7,744	→
Quarter ending June 2018	7,722	→
Quarter ending September 2018	7,729	→
Quarter ending December 2018	7,833	→
Variance since December 2017	0.3%	→



ACTIVITY



Month	Adjusted Scheduled Activity (UDA)	
	2018	2019
April	577	682
May	1,989	1,909
June	3,033	2,576
July	4,913	4,192
August	6,426	5,613
September	7,739	6,587
October	9,352	8,054
November	10,887	9,623
December	11,852	10,268
January	13,041	
February	14,351	
March	15,713	
April	16,156	
May	16,187	
June	16,198	

QUALITY

	Quantity	Base Number	Contract	AT	Region	England
% of FP17s for the same patient ID Re-attending within 3 months - Children	179	2,410	7.4%	9.9%	11.6%	11.8%
% of FP17s for the same patient ID Re-attending within 3 months - Adults	462	4,825	9.6%	14.7%	15.1%	15.6%
% of FP17s for the same patient ID Re-attending between 3 & 9 months - Children	1,346	2,410	55.9%	53.0%	59.9%	58.8%
% of FP17s for the same patient ID Re-attending between 3 & 9 months - Adults	1,715	4,825	35.5%	47.8%	52.0%	51.0%
% of FP17s for Band 1 Urgent Courses	86	6,623	1.3%	7.9%	8.0%	9.0%
% of FP17s Relating to Free Repair or Replacements	37	6,623	0.6%	0.7%	0.8%	0.8%
% of FP17s Relating to Continuations	51	6,623	0.8%	0.8%	0.9%	0.9%
% of Patients satisfied with the dentistry they have received	2	2	N/A	93.3%	93.6%	93.2%
% of Patients satisfied with the time they had to wait for an appointment	2	2	N/A	90.1%	88.6%	88.3%

* This is based on patients treated on this contract for their most recent course of treatment. Figures in italics indicate the base number of FP17s or Patient Questionnaire responses are less than 100. N/A is shown where the base number of responses is less than 10 during the period. % is calculated as Quantity/Base number*100

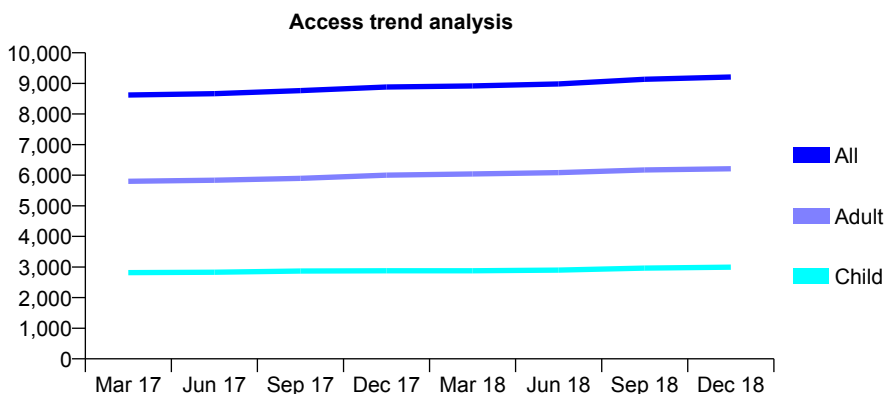
Q54 - Vital Signs At a Glance Contract Report for 127930/0001 - December 2018

Name or company name	Dr R Patel & Dr D Patel & Dr P S Dogra
Contract type name	GDS Contract
Purpose of contract	General
Contract start date	02/07/2010
Contract end date	

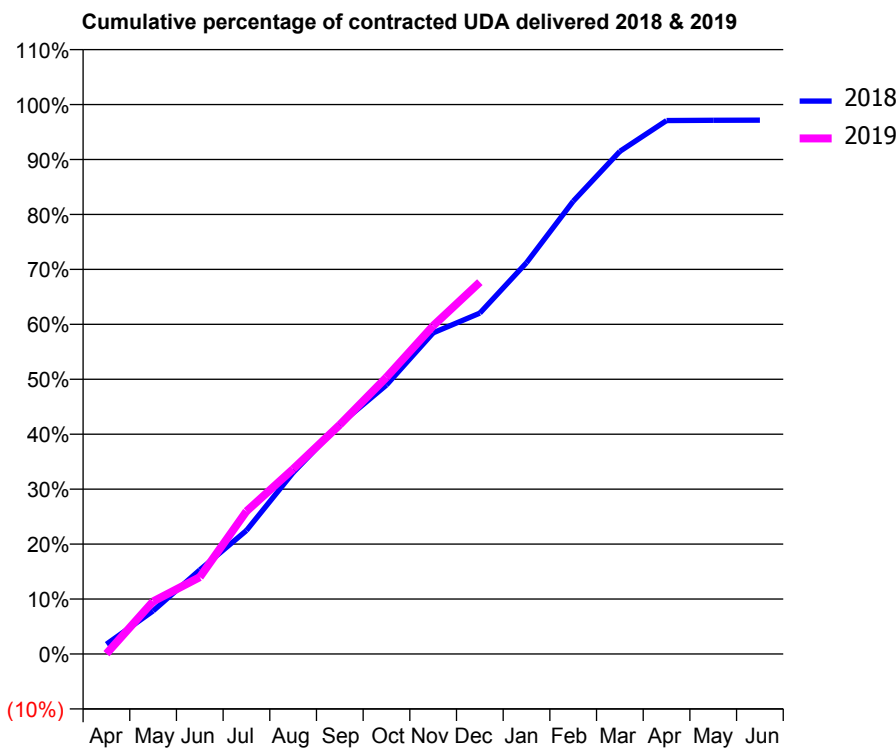
18/19 Contracted general activity (UDA)	23,248
Carry forward general activity (UDA)	662
18/19 Contracted orthodontic activity (UOA)	0
Carry forward orthodontic activity (UOA)	0
Baseline contract value	£642,710.68

ACCESS*

Patients seen in 24 months	Total	Change since previous quarter
Quarter ending December 2017	8,884	
Quarter ending March 2018	8,919	→
Quarter ending June 2018	8,984	→
Quarter ending September 2018	9,135	→
Quarter ending December 2018	9,208	→
Variance since December 2017	3.6%	↑



ACTIVITY



Month	Adjusted Scheduled Activity (UDA)	
	2018	2019
April	413	14
May	1,824	2,227
June	3,557	3,254
July	5,228	6,041
August	7,677	7,830
September	9,723	9,698
October	11,380	11,711
November	13,590	13,885
December	14,423	15,730
January	16,555	
February	19,157	
March	21,268	
April	22,569	
May	22,582	
June	22,585	

QUALITY

	Quantity	Base Number	Contract	AT	Region	England
% of FP17s for the same patient ID Re-attending within 3 months - Children	143	2,864	5.0%	9.9%	11.6%	11.8%
% of FP17s for the same patient ID Re-attending within 3 months - Adults	664	5,590	11.9%	14.7%	15.1%	15.6%
% of FP17s for the same patient ID Re-attending between 3 & 9 months - Children	1,408	2,864	49.2%	53.0%	59.9%	58.8%
% of FP17s for the same patient ID Re-attending between 3 & 9 months - Adults	2,637	5,590	47.2%	47.8%	52.0%	51.0%
% of FP17s for Band 1 Urgent Courses	709	7,865	9.0%	7.9%	8.0%	9.0%
% of FP17s Relating to Free Repair or Replacements	15	7,865	0.2%	0.7%	0.8%	0.8%
% of FP17s Relating to Continuations	20	7,865	0.3%	0.8%	0.9%	0.9%
% of Patients satisfied with the dentistry they have received	3	3	N/A	93.3%	93.6%	93.2%
% of Patients satisfied with the time they had to wait for an appointment	2	3	N/A	90.1%	88.6%	88.3%

* This is based on patients treated on this contract for their most recent course of treatment. Figures in italics indicate the base number of FP17s or Patient Questionnaire responses are less than 100. N/A is shown where the base number of responses is less than 10 during the period. % is calculated as Quantity/Base number*100

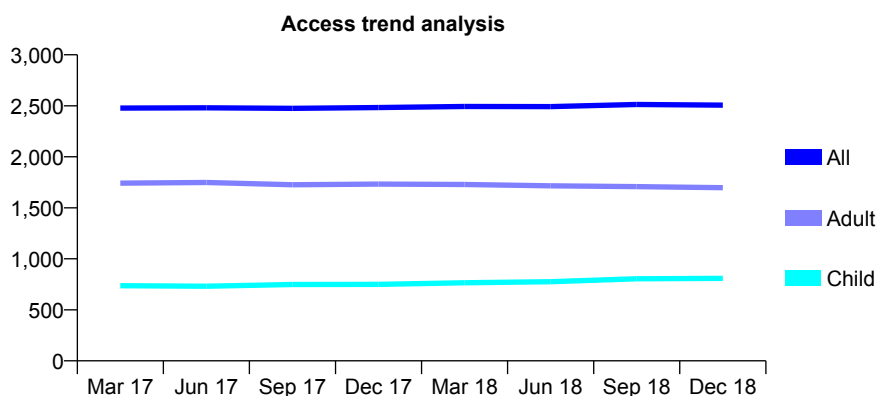
Q54 - Vital Signs At a Glance Contract Report for 129321/0001 - December 2018

Name or company name	Smile By Smile Dental
Contract type name	GDS Contract
Purpose of contract	General and Orthodontic
Contract start date	01/08/2011
Contract end date	

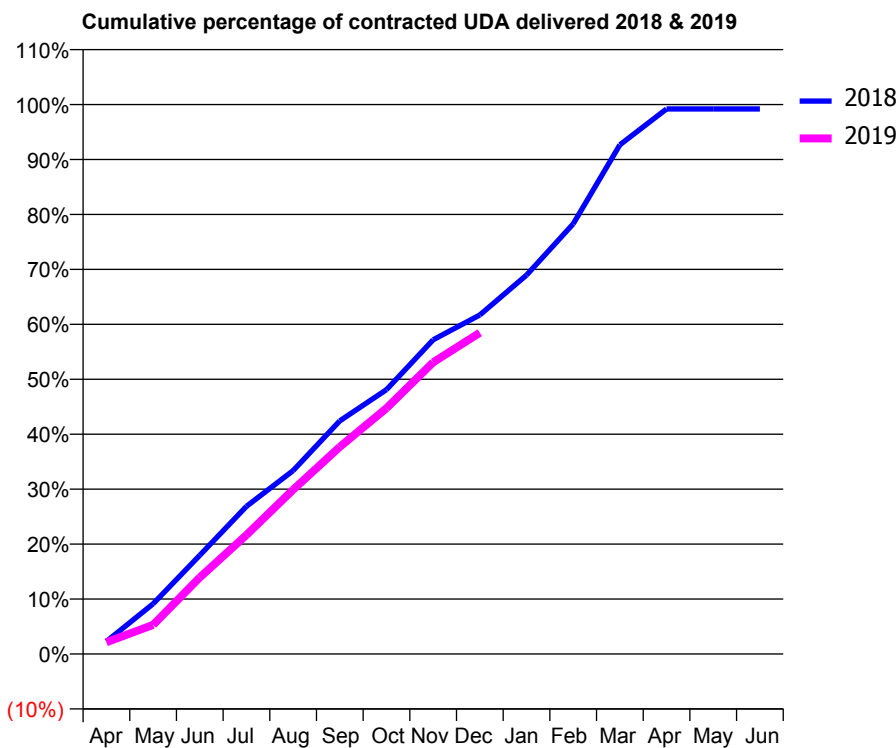
18/19 Contracted general activity (UDA)	8,806
Carry forward general activity (UDA)	70
18/19 Contracted orthodontic activity (UOA)	227
Carry forward orthodontic activity (UOA)	-4
Baseline contract value	£220,573.87

ACCESS*

Patients seen in 24 months	Total	Change since previous quarter
Quarter ending December 2017	2,483	
Quarter ending March 2018	2,494	→
Quarter ending June 2018	2,492	→
Quarter ending September 2018	2,513	→
Quarter ending December 2018	2,507	→
Variance since December 2017	1.0%	→



ACTIVITY



Month	Adjusted Scheduled Activity (UDA)	
	2018	2019
April	203	188
May	804	467
June	1,582	1,228
July	2,366	1,906
August	2,940	2,634
September	3,736	3,320
October	4,237	3,940
November	5,036	4,675
December	5,433	5,149
January	6,073	
February	6,893	
March	8,159	
April	8,734	
May	8,734	
June	8,736	

QUALITY

	Quantity	Base Number	Contract	AT	Region	England
% of FP17s for the same patient ID Re-attending within 3 months - Children	106	1,037	10.2%	9.9%	11.6%	11.8%
% of FP17s for the same patient ID Re-attending within 3 months - Adults	283	2,111	13.4%	14.7%	15.1%	15.6%
% of FP17s for the same patient ID Re-attending between 3 & 9 months - Children	703	1,037	67.8%	53.0%	59.9%	58.8%
% of FP17s for the same patient ID Re-attending between 3 & 9 months - Adults	1,471	2,111	69.7%	47.8%	52.0%	51.0%
% of FP17s for Band 1 Urgent Courses	145	2,948	4.9%	7.9%	8.0%	9.0%
% of FP17s Relating to Free Repair or Replacements	4	2,948	0.1%	0.7%	0.8%	0.8%
% of FP17s Relating to Continuations	0	2,948	0.0%	0.8%	0.9%	0.9%
% of Patients satisfied with the dentistry they have received	0	0	N/A	93.3%	93.6%	93.2%
% of Patients satisfied with the time they had to wait for an appointment	0	0	N/A	90.1%	88.6%	88.3%

* This is based on patients treated on this contract for their most recent course of treatment. Figures in italics indicate the base number of FP17s or Patient Questionnaire responses are less than 100. N/A is shown where the base number of responses is less than 10 during the period. % is calculated as Quantity/Base number*100

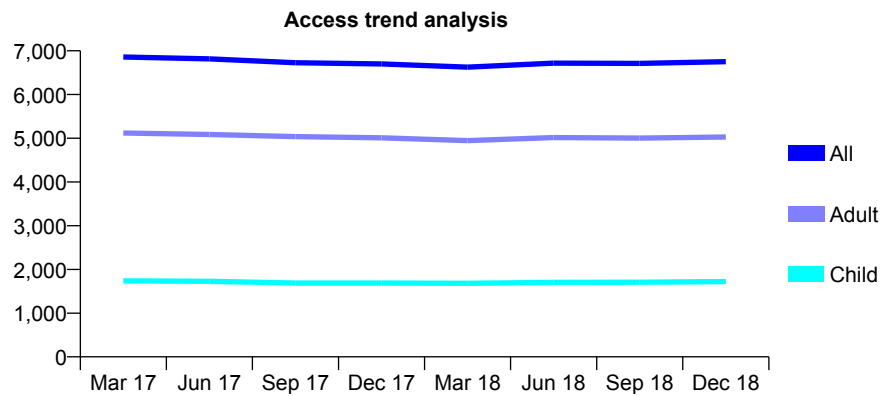
Q54 - Vital Signs At a Glance Contract Report for 130257/0001 - December 2018

Name or company name	Knowle & Dorridge Dental Practice
Contract type name	GDS Contract
Purpose of contract	General
Contract start date	01/04/2015
Contract end date	

18/19 Contracted general activity (UDA)	14,442
Carry forward general activity (UDA)	-78
18/19 Contracted orthodontic activity (UOA)	0
Carry forward orthodontic activity (UOA)	0
Baseline contract value	£359,456.98

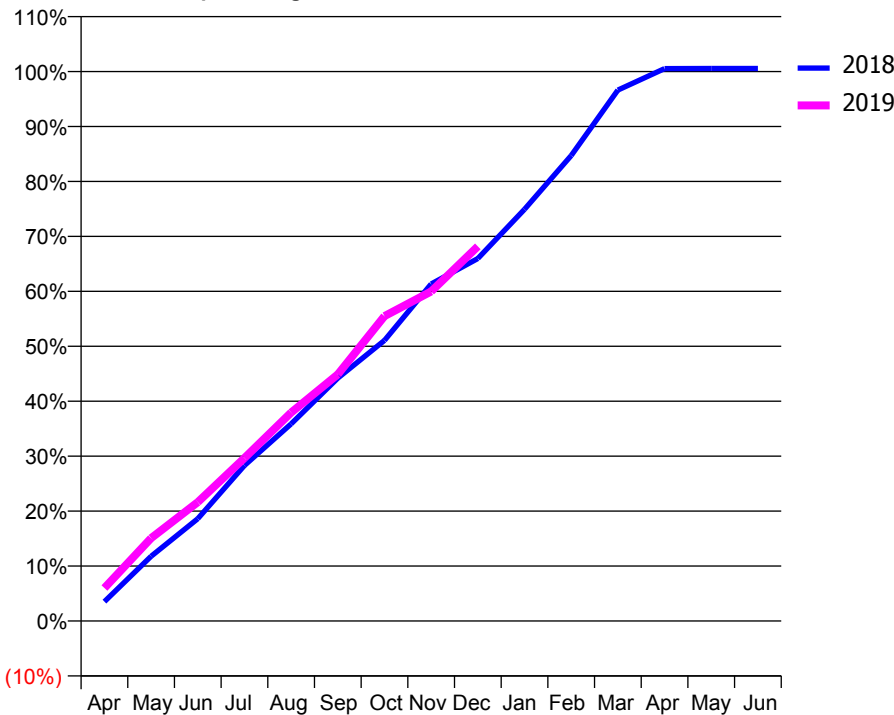
ACCESS*

Patients seen in 24 months	Total	Change since previous quarter
Quarter ending December 2017	6,700	
Quarter ending March 2018	6,627	↓
Quarter ending June 2018	6,719	→
Quarter ending September 2018	6,711	→
Quarter ending December 2018	6,750	→
Variance since December 2017	0.7%	→



ACTIVITY

Cumulative percentage of contracted UDA delivered 2018 & 2019



Month	Adjusted Scheduled Activity (UDA)	
	2018	2019
April	509	868
May	1,702	2,177
June	2,691	3,124
July	4,089	4,284
August	5,181	5,481
September	6,383	6,481
October	7,377	8,014
November	8,858	8,660
December	9,526	9,845
January	10,822	
February	12,232	
March	13,955	
April	14,518	
May	14,520	
June	14,520	

QUALITY

	Quantity	Base Number	Contract	AT	Region	England
% of FP17s for the same patient ID Re-attending within 3 months - Children	122	1,874	6.5%	9.9%	11.6%	11.8%
% of FP17s for the same patient ID Re-attending within 3 months - Adults	744	5,006	14.9%	14.7%	15.1%	15.6%
% of FP17s for the same patient ID Re-attending between 3 & 9 months - Children	1,164	1,874	62.1%	53.0%	59.9%	58.8%
% of FP17s for the same patient ID Re-attending between 3 & 9 months - Adults	2,557	5,006	51.1%	47.8%	52.0%	51.0%
% of FP17s for Band 1 Urgent Courses	607	5,885	10.3%	7.9%	8.0%	9.0%
% of FP17s Relating to Free Repair or Replacements	53	5,885	0.9%	0.7%	0.8%	0.8%
% of FP17s Relating to Continuations	22	5,885	0.4%	0.8%	0.9%	0.9%
% of Patients satisfied with the dentistry they have received	2	2	N/A	93.3%	93.6%	93.2%
% of Patients satisfied with the time they had to wait for an appointment	2	2	N/A	90.1%	88.6%	88.3%

* This is based on patients treated on this contract for their most recent course of treatment. Figures in italics indicate the base number of FP17s or Patient Questionnaire responses are less than 100. N/A is shown where the base number of responses is less than 10 during the period. % is calculated as Quantity/Base number*100

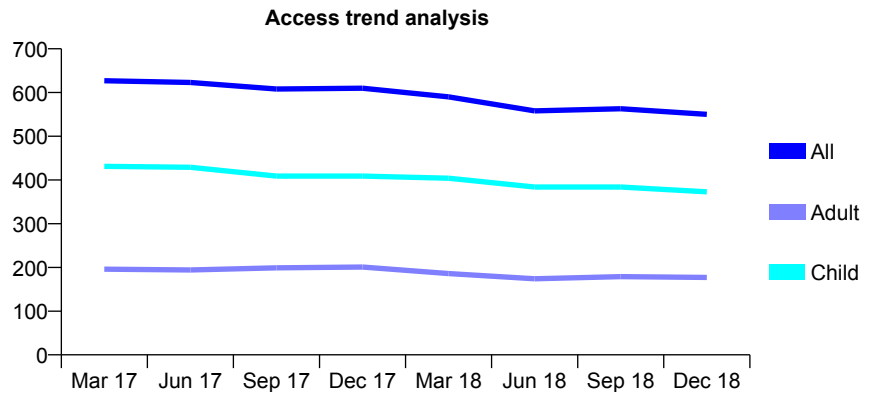
Q54 - Vital Signs At a Glance Contract Report for 130842/0001 - December 2018

Name or company name	Mr P H McCullough & Mrs S J McCullough
Contract type name	GDS Contract
Purpose of contract	General
Contract start date	01/04/2006
Contract end date	

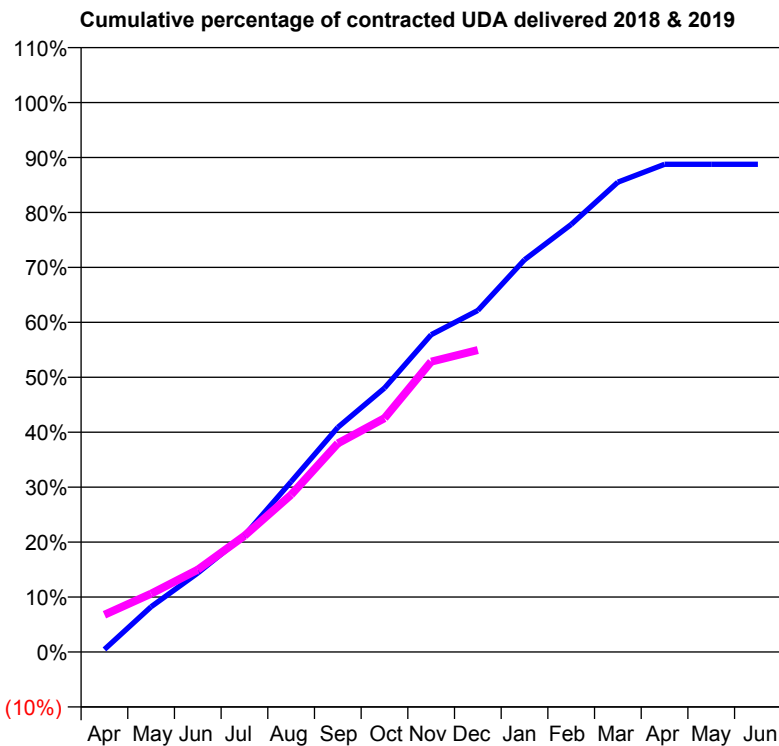
18/19 Contracted general activity (UDA)	1,290
Carry forward general activity (UDA)	0
18/19 Contracted orthodontic activity (UOA)	0
Carry forward orthodontic activity (UOA)	0
Baseline contract value	£37,067.33

ACCESS*

Patients seen in 24 months	Total	Change since previous quarter
Quarter ending December 2017	610	
Quarter ending March 2018	590	↓
Quarter ending June 2018	558	↓
Quarter ending September 2018	563	→
Quarter ending December 2018	550	↓
Variance since December 2017	(9.8%)	↓



ACTIVITY



Month	Adjusted Scheduled Activity (UDA)	
	2018	2019
April	6	88
May	106	137
June	185	193
July	274	273
August	400	369
September	527	490
October	620	549
November	745	682
December	802	709
January	921	
February	1,004	
March	1,103	
April	1,145	
May	1,145	
June	1,145	

QUALITY

	Quantity	Base Number	Contract	AT	Region	England
% of FP17s for the same patient ID Re-attending within 3 months - Children	33	437	7.6%	9.9%	11.6%	11.8%
% of FP17s for the same patient ID Re-attending within 3 months - Adults	4	98	4.1%	14.7%	15.1%	15.6%
% of FP17s for the same patient ID Re-attending between 3 & 9 months - Children	291	437	66.6%	53.0%	59.9%	58.8%
% of FP17s for the same patient ID Re-attending between 3 & 9 months - Adults	65	98	66.3%	47.8%	52.0%	51.0%
% of FP17s for Band 1 Urgent Courses	19	507	3.7%	7.9%	8.0%	9.0%
% of FP17s Relating to Free Repair or Replacements	0	507	0.0%	0.7%	0.8%	0.8%
% of FP17s Relating to Continuations	6	507	1.2%	0.8%	0.9%	0.9%
% of Patients satisfied with the dentistry they have received	0	0	N/A	93.3%	93.6%	93.2%
% of Patients satisfied with the time they had to wait for an appointment	0	0	N/A	90.1%	88.6%	88.3%

* This is based on patients treated on this contract for their most recent course of treatment. Figures in italics indicate the base number of FP17s or Patient Questionnaire responses are less than 100. N/A is shown where the base number of responses is less than 10 during the period. % is calculated as Quantity/Base number*100

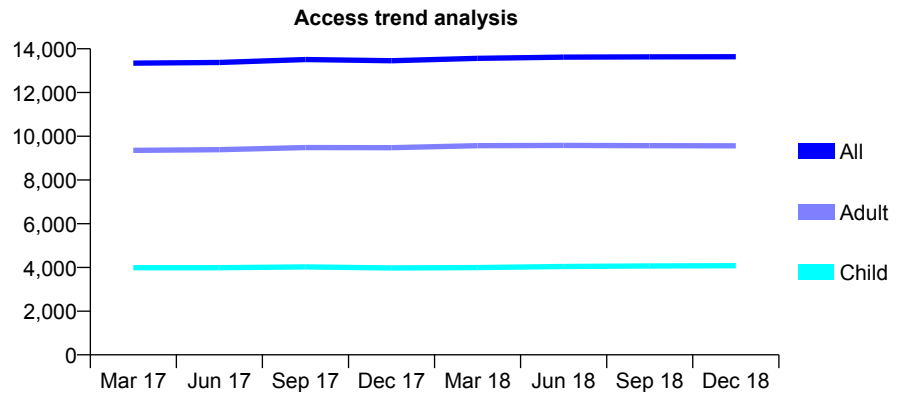
Q54 - Vital Signs At a Glance Contract Report for 131342/0001 - December 2018

Name or company name	Camila Pema Dhaya & Jatinder Kaur
Contract type name	GDS Contract
Purpose of contract	General and Orthodontic
Contract start date	01/04/2010
Contract end date	

18/19 Contracted general activity (UDA)	44,254
Carry forward general activity (UDA)	-273
18/19 Contracted orthodontic activity (UOA)	1,091
Carry forward orthodontic activity (UOA)	16
Baseline contract value	£1,351,951.97

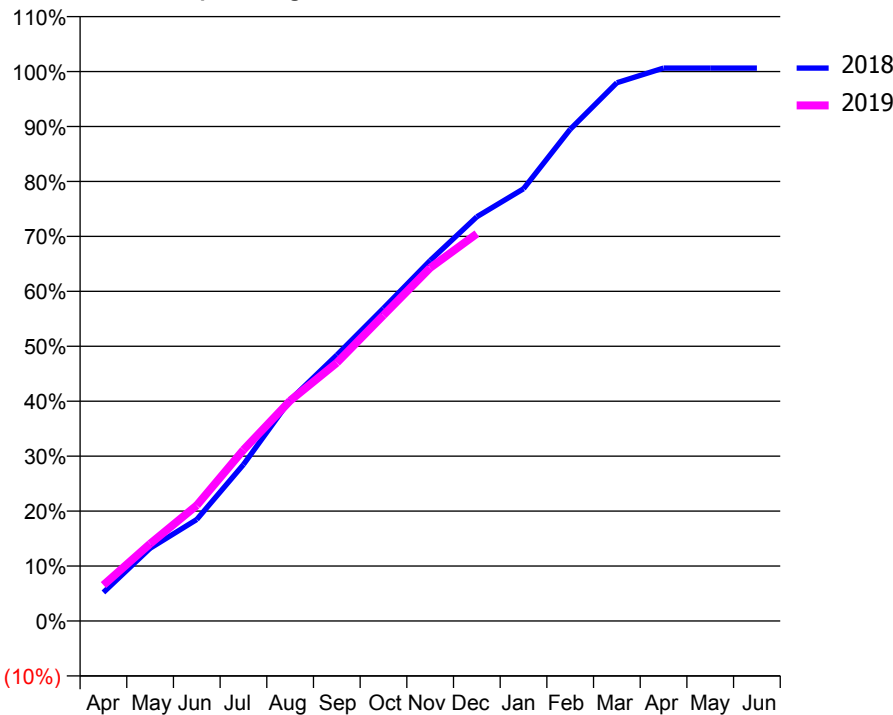
ACCESS*

Patients seen in 24 months	Total	Change since previous quarter
Quarter ending December 2017	13,454	
Quarter ending March 2018	13,562	→
Quarter ending June 2018	13,621	→
Quarter ending September 2018	13,632	→
Quarter ending December 2018	13,639	→
Variance since December 2017	1.4%	→



ACTIVITY

Cumulative percentage of contracted UDA delivered 2018 & 2019



Month	Adjusted Scheduled Activity (UDA)	
	2018	2019
April	2,308	2,893
May	5,863	6,225
June	8,174	9,317
July	12,607	13,788
August	17,803	17,742
September	21,418	20,794
October	25,184	24,628
November	29,034	28,439
December	32,554	31,190
January	34,807	
February	39,597	
March	43,348	
April	44,534	
May	44,528	
June	44,527	

QUALITY

	Quantity	Base Number	Contract	AT	Region	England
% of FP17s for the same patient ID Re-attending within 3 months - Children	572	4,354	13.1%	9.9%	11.6%	11.8%
% of FP17s for the same patient ID Re-attending within 3 months - Adults	1,856	9,632	19.3%	14.7%	15.1%	15.6%
% of FP17s for the same patient ID Re-attending between 3 & 9 months - Children	2,206	4,354	50.7%	53.0%	59.9%	58.8%
% of FP17s for the same patient ID Re-attending between 3 & 9 months - Adults	4,728	9,632	49.1%	47.8%	52.0%	51.0%
% of FP17s for Band 1 Urgent Courses	861	12,388	7.0%	7.9%	8.0%	9.0%
% of FP17s Relating to Free Repair or Replacements	172	12,388	1.4%	0.7%	0.8%	0.8%
% of FP17s Relating to Continuations	61	12,388	0.5%	0.8%	0.9%	0.9%
% of Patients satisfied with the dentistry they have received	1	1	N/A	93.3%	93.6%	93.2%
% of Patients satisfied with the time they had to wait for an appointment	1	1	N/A	90.1%	88.6%	88.3%

* This is based on patients treated on this contract for their most recent course of treatment. Figures in italics indicate the base number of FP17s or Patient Questionnaire responses are less than 100. N/A is shown where the base number of responses is less than 10 during the period. % is calculated as Quantity/Base number*100

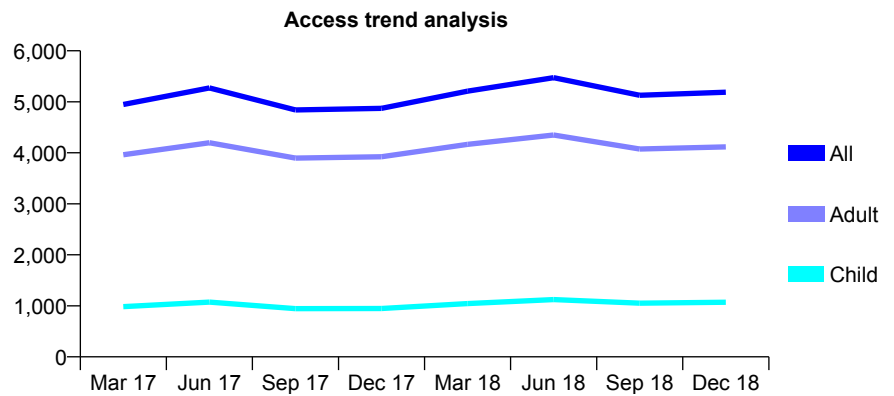
Q54 - Vital Signs At a Glance Contract Report for 132780/0001 - December 2018

Name or company name	Kingswinford Health Centre 1
Contract type name	GDS Contract
Purpose of contract	General
Contract start date	01/09/2014
Contract end date	

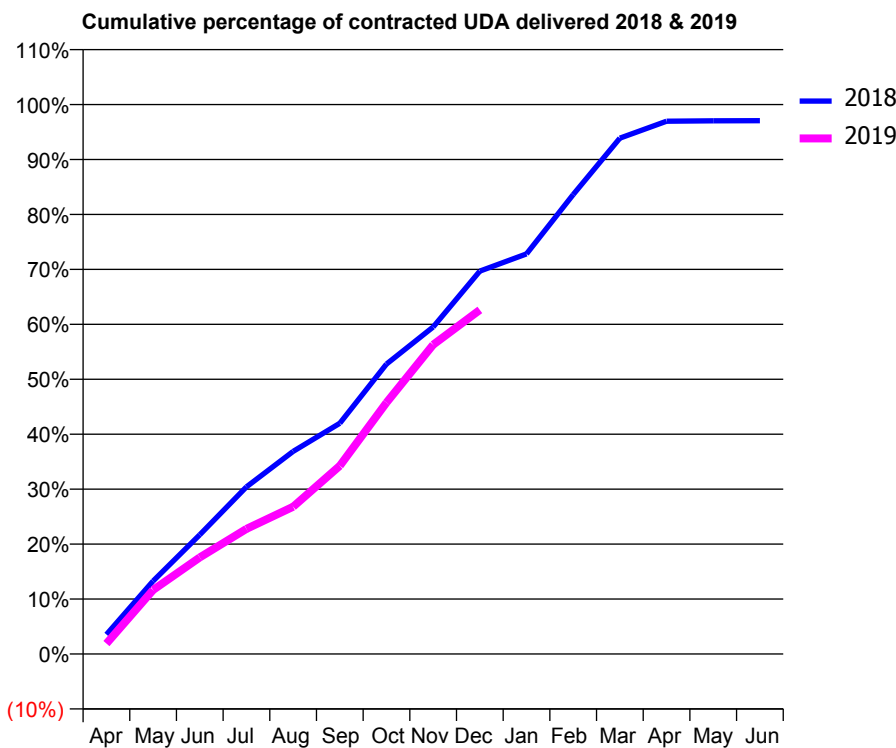
18/19 Contracted general activity (UDA)	14,554
Carry forward general activity (UDA)	429
18/19 Contracted orthodontic activity (UOA)	0
Carry forward orthodontic activity (UOA)	0
Baseline contract value	£357,497.83

ACCESS*

Patients seen in 24 months	Total	Change since previous quarter
Quarter ending December 2017	4,872	
Quarter ending March 2018	5,209	↑
Quarter ending June 2018	5,473	↑
Quarter ending September 2018	5,127	↓
Quarter ending December 2018	5,187	→
Variance since December 2017	6.5%	↑



ACTIVITY



Month	Adjusted Scheduled Activity (UDA)	
	2018	2019
April	518	279
May	1,935	1,698
June	3,159	2,560
July	4,429	3,316
August	5,368	3,901
September	6,111	4,986
October	7,679	6,661
November	8,663	8,193
December	10,141	9,114
January	10,599	
February	12,169	
March	13,663	
April	14,113	
May	14,123	
June	14,125	

QUALITY

	Quantity	Base Number	Contract	AT	Region	England
% of FP17s for the same patient ID Re-attending within 3 months - Children	68	1,184	5.7%	9.9%	11.6%	11.8%
% of FP17s for the same patient ID Re-attending within 3 months - Adults	390	4,196	9.3%	14.7%	15.1%	15.6%
% of FP17s for the same patient ID Re-attending between 3 & 9 months - Children	602	1,184	50.8%	53.0%	59.9%	58.8%
% of FP17s for the same patient ID Re-attending between 3 & 9 months - Adults	2,141	4,196	51.0%	47.8%	52.0%	51.0%
% of FP17s for Band 1 Urgent Courses	256	5,138	5.0%	7.9%	8.0%	9.0%
% of FP17s Relating to Free Repair or Replacements	29	5,138	0.6%	0.7%	0.8%	0.8%
% of FP17s Relating to Continuations	8	5,138	0.2%	0.8%	0.9%	0.9%
% of Patients satisfied with the dentistry they have received	3	3	N/A	93.3%	93.6%	93.2%
% of Patients satisfied with the time they had to wait for an appointment	3	3	N/A	90.1%	88.6%	88.3%

* This is based on patients treated on this contract for their most recent course of treatment. Figures in italics indicate the base number of FP17s or Patient Questionnaire responses are less than 100. N/A is shown where the base number of responses is less than 10 during the period. % is calculated as Quantity/Base number*100

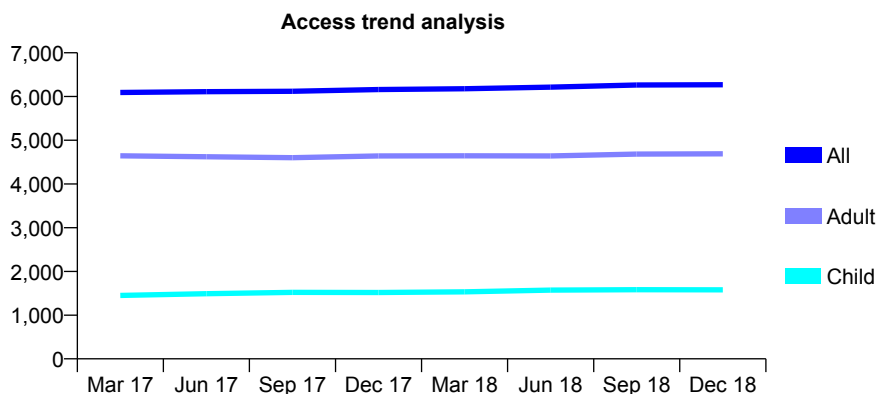
Q54 - Vital Signs At a Glance Contract Report for 133507/0001 - December 2018

Name or company name	Castle Bromwich Dental Care
Contract type name	GDS Contract
Purpose of contract	General
Contract start date	01/10/2012
Contract end date	

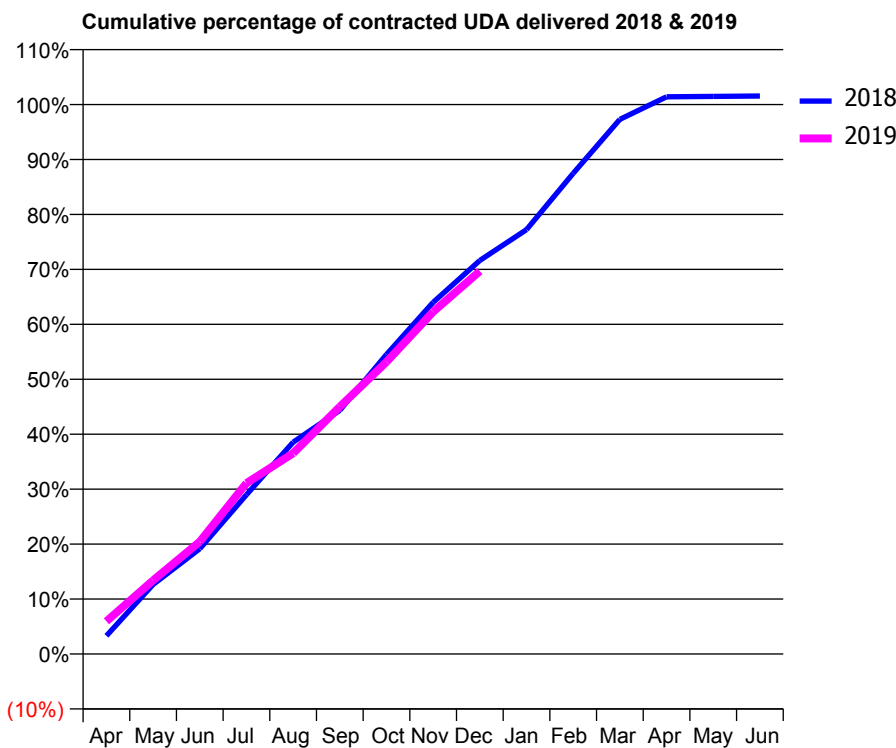
18/19 Contracted general activity (UDA)	17,362
Carry forward general activity (UDA)	-267
18/19 Contracted orthodontic activity (UOA)	0
Carry forward orthodontic activity (UOA)	0
Baseline contract value	£427,873.98

ACCESS*

Patients seen in 24 months	Total	Change since previous quarter
Quarter ending December 2017	6,159	
Quarter ending March 2018	6,178	→
Quarter ending June 2018	6,214	→
Quarter ending September 2018	6,262	→
Quarter ending December 2018	6,269	→
Variance since December 2017	1.8%	→



ACTIVITY



Month	Adjusted Scheduled Activity (UDA)	
	2018	2019
April	577	1,034
May	2,195	2,328
June	3,327	3,548
July	5,031	5,400
August	6,693	6,344
September	7,701	7,813
October	9,467	9,227
November	11,110	10,813
December	12,435	12,099
January	13,409	
February	15,186	
March	16,893	
April	17,605	
May	17,617	
June	17,630	

QUALITY

	Quantity	Base Number	Contract	AT	Region	England
% of FP17s for the same patient ID Re-attending within 3 months - Children	81	1,648	4.9%	9.9%	11.6%	11.8%
% of FP17s for the same patient ID Re-attending within 3 months - Adults	527	4,550	11.6%	14.7%	15.1%	15.6%
% of FP17s for the same patient ID Re-attending between 3 & 9 months - Children	953	1,648	57.8%	53.0%	59.9%	58.8%
% of FP17s for the same patient ID Re-attending between 3 & 9 months - Adults	2,413	4,550	53.0%	47.8%	52.0%	51.0%
% of FP17s for Band 1 Urgent Courses	354	5,890	6.0%	7.9%	8.0%	9.0%
% of FP17s Relating to Free Repair or Replacements	37	5,890	0.6%	0.7%	0.8%	0.8%
% of FP17s Relating to Continuations	39	5,890	0.7%	0.8%	0.9%	0.9%
% of Patients satisfied with the dentistry they have received	1	1	N/A	93.3%	93.6%	93.2%
% of Patients satisfied with the time they had to wait for an appointment	1	1	N/A	90.1%	88.6%	88.3%

* This is based on patients treated on this contract for their most recent course of treatment. Figures in italics indicate the base number of FP17s or Patient Questionnaire responses are less than 100. N/A is shown where the base number of responses is less than 10 during the period. % is calculated as Quantity/Base number*100

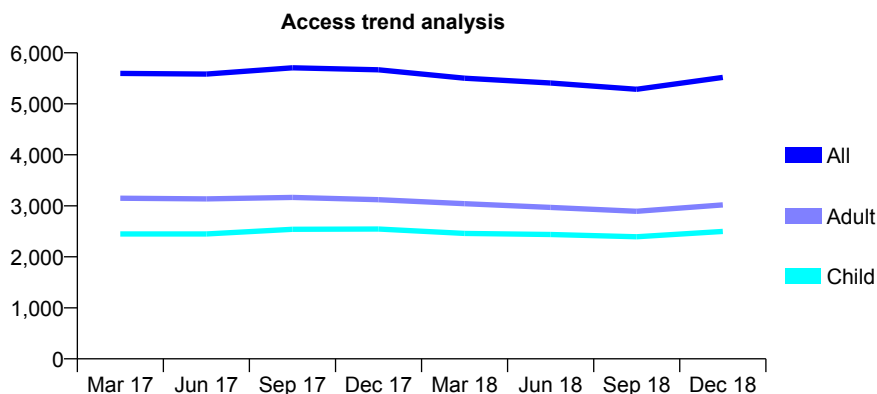
Q54 - Vital Signs At a Glance Contract Report for 133698/0001 - December 2018

Name or company name	Synergy Dental Practice Limited
Contract type name	PDS Plus Contract
Purpose of contract	General
Contract start date	01/10/2010
Contract end date	31/10/2020

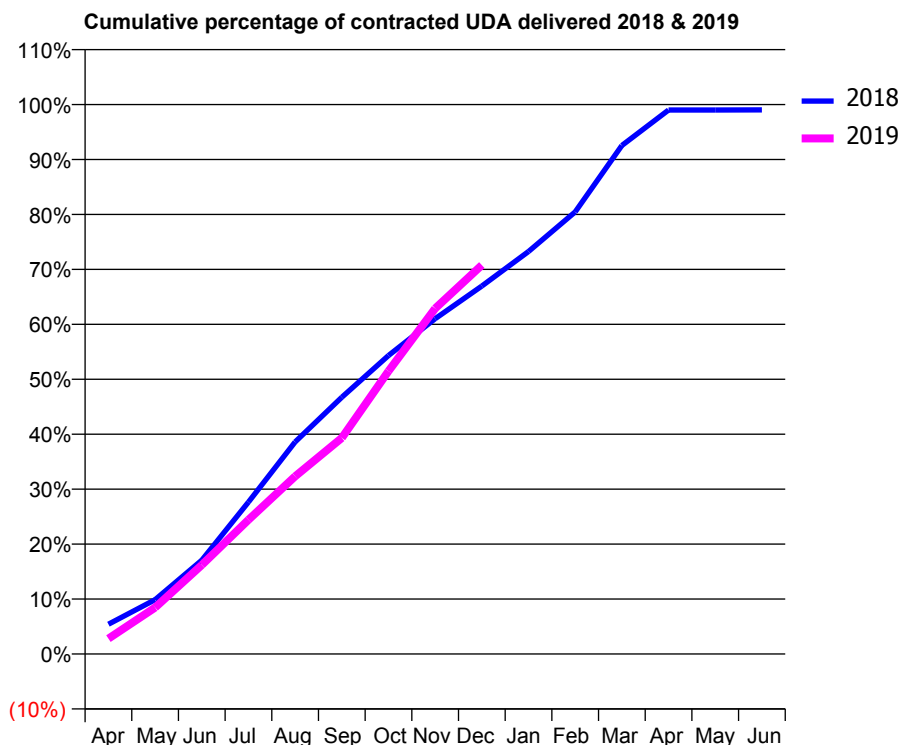
18/19 Contracted general activity (UDA)	12,000
Carry forward general activity (UDA)	118
18/19 Contracted orthodontic activity (UOA)	0
Carry forward orthodontic activity (UOA)	0
Baseline contract value	£232,208.91

ACCESS*

Patients seen in 24 months	Total	Change since previous quarter
Quarter ending December 2017	5,666	
Quarter ending March 2018	5,501	↓
Quarter ending June 2018	5,407	↓
Quarter ending September 2018	5,286	↓
Quarter ending December 2018	5,518	↑
Variance since December 2017	(2.6%)	↓



ACTIVITY



Month	Adjusted Scheduled Activity (UDA)	
	2018	2019
April	651	336
May	1,188	1,015
June	2,049	1,943
July	3,318	2,930
August	4,632	3,881
September	5,606	4,720
October	6,519	6,178
November	7,323	7,546
December	8,036	8,493
January	8,790	
February	9,656	
March	11,105	
April	11,879	
May	11,881	
June	11,882	

QUALITY

	Quantity	Base Number	Contract	AT	Region	England
% of FP17s for the same patient ID Re-attending within 3 months - Children	66	2,224	3.0%	9.9%	11.6%	11.8%
% of FP17s for the same patient ID Re-attending within 3 months - Adults	212	2,458	8.6%	14.7%	15.1%	15.6%
% of FP17s for the same patient ID Re-attending between 3 & 9 months - Children	1,084	2,224	48.7%	53.0%	59.9%	58.8%
% of FP17s for the same patient ID Re-attending between 3 & 9 months - Adults	983	2,458	40.0%	47.8%	52.0%	51.0%
% of FP17s for Band 1 Urgent Courses	263	4,288	6.1%	7.9%	8.0%	9.0%
% of FP17s Relating to Free Repair or Replacements	16	4,288	0.4%	0.7%	0.8%	0.8%
% of FP17s Relating to Continuations	1	4,288	0.0%	0.8%	0.9%	0.9%
% of Patients satisfied with the dentistry they have received	1	1	N/A	93.3%	93.6%	93.2%
% of Patients satisfied with the time they had to wait for an appointment	0	1	N/A	90.1%	88.6%	88.3%

* This is based on patients treated on this contract for their most recent course of treatment. Figures in italics indicate the base number of FP17s or Patient Questionnaire responses are less than 100. N/A is shown where the base number of responses is less than 10 during the period. % is calculated as Quantity/Base number*100

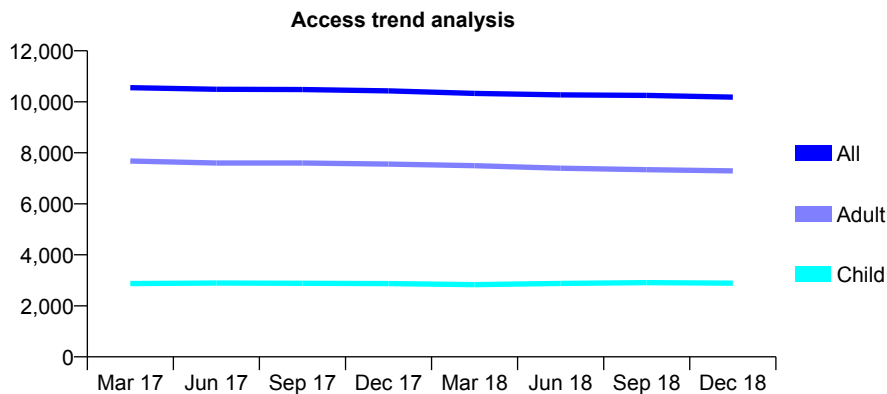
Q54 - Vital Signs At a Glance Contract Report for 135356/0001 - December 2018

Name or company name	Asden House Dental Clinic
Contract type name	GDS Contract
Purpose of contract	General
Contract start date	01/08/2012
Contract end date	

18/19 Contracted general activity (UDA)	29,744
Carry forward general activity (UDA)	-45
18/19 Contracted orthodontic activity (UOA)	0
Carry forward orthodontic activity (UOA)	0
Baseline contract value	£869,440.12

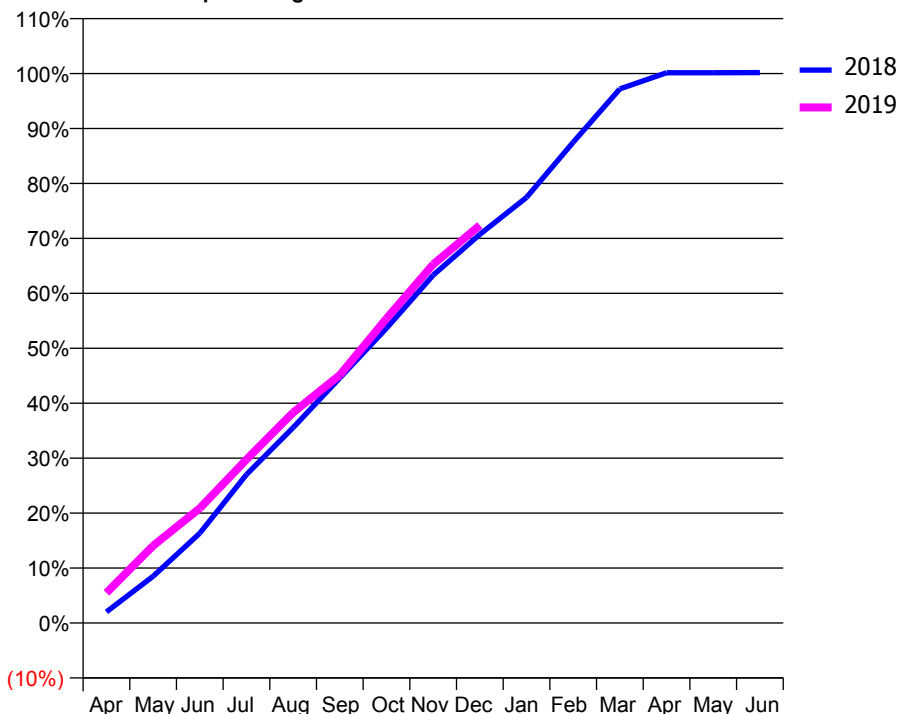
ACCESS*

Patients seen in 24 months	Total	Change since previous quarter
Quarter ending December 2017	10,431	
Quarter ending March 2018	10,327	→
Quarter ending June 2018	10,273	→
Quarter ending September 2018	10,249	→
Quarter ending December 2018	10,182	→
Variance since December 2017	(2.4%)	↓



ACTIVITY

Cumulative percentage of contracted UDA delivered 2018 & 2019



Month	Adjusted Scheduled Activity (UDA)	
	2018	2019
April	602	1,637
May	2,533	4,179
June	4,859	6,209
July	8,040	8,856
August	10,578	11,391
September	13,267	13,423
October	15,957	16,480
November	18,828	19,409
December	21,038	21,526
January	23,036	
February	26,027	
March	28,913	
April	29,782	
May	29,788	
June	29,790	

QUALITY

	Quantity	Base Number	Contract	AT	Region	England
% of FP17s for the same patient ID Re-attending within 3 months - Children	254	2,740	9.3%	9.9%	11.6%	11.8%
% of FP17s for the same patient ID Re-attending within 3 months - Adults	991	5,960	16.6%	14.7%	15.1%	15.6%
% of FP17s for the same patient ID Re-attending between 3 & 9 months - Children	1,132	2,740	41.3%	53.0%	59.9%	58.8%
% of FP17s for the same patient ID Re-attending between 3 & 9 months - Adults	2,099	5,960	35.2%	47.8%	52.0%	51.0%
% of FP17s for Band 1 Urgent Courses	972	7,596	12.8%	7.9%	8.0%	9.0%
% of FP17s Relating to Free Repair or Replacements	64	7,596	0.8%	0.7%	0.8%	0.8%
% of FP17s Relating to Continuations	18	7,596	0.2%	0.8%	0.9%	0.9%
% of Patients satisfied with the dentistry they have received	2	2	N/A	93.3%	93.6%	93.2%
% of Patients satisfied with the time they had to wait for an appointment	2	2	N/A	90.1%	88.6%	88.3%

* This is based on patients treated on this contract for their most recent course of treatment. Figures in italics indicate the base number of FP17s or Patient Questionnaire responses are less than 100. N/A is shown where the base number of responses is less than 10 during the period. % is calculated as Quantity/Base number*100

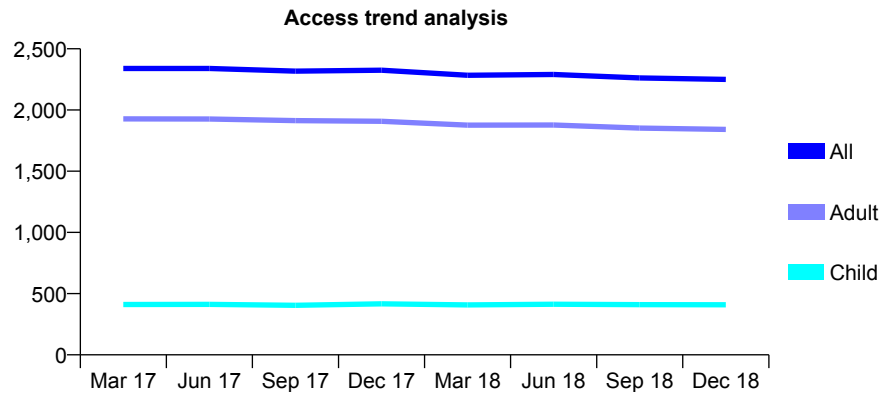
Q54 - Vital Signs At a Glance Contract Report for 135623/0001 - December 2018

Name or company name	New Coventry Road Dental Practice
Contract type name	GDS Contract
Purpose of contract	General
Contract start date	01/09/2011
Contract end date	

18/19 Contracted general activity (UDA)	7,068
Carry forward general activity (UDA)	-141
18/19 Contracted orthodontic activity (UOA)	0
Carry forward orthodontic activity (UOA)	0
Baseline contract value	£177,415.98

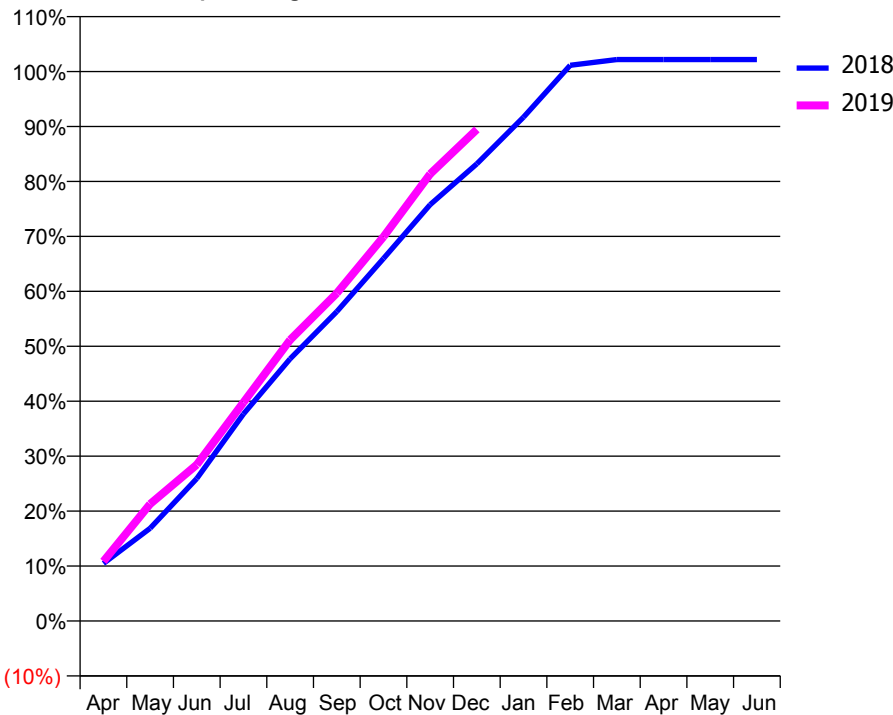
ACCESS*

Patients seen in 24 months	Total	Change since previous quarter
Quarter ending December 2017	2,325	
Quarter ending March 2018	2,284	↓
Quarter ending June 2018	2,290	→
Quarter ending September 2018	2,262	↓
Quarter ending December 2018	2,250	→
Variance since December 2017	(3.2%)	↓



ACTIVITY

Cumulative percentage of contracted UDA delivered 2018 & 2019



Adjusted Scheduled Activity (UDA)		
Month	2018	2019
April	740	768
May	1,193	1,505
June	1,833	2,010
July	2,662	2,812
August	3,373	3,617
September	3,979	4,216
October	4,662	4,943
November	5,355	5,750
December	5,880	6,323
January	6,481	
February	7,148	
March	7,221	
April	7,221	
May	7,221	
June	7,221	

QUALITY

	Quantity	Base Number	Contract	AT	Region	England
% of FP17s for the same patient ID Re-attending within 3 months - Children	34	513	6.6%	9.9%	11.6%	11.8%
% of FP17s for the same patient ID Re-attending within 3 months - Adults	347	2,429	14.3%	14.7%	15.1%	15.6%
% of FP17s for the same patient ID Re-attending between 3 & 9 months - Children	330	513	64.3%	53.0%	59.9%	58.8%
% of FP17s for the same patient ID Re-attending between 3 & 9 months - Adults	1,553	2,429	63.9%	47.8%	52.0%	51.0%
% of FP17s for Band 1 Urgent Courses	115	2,942	3.9%	7.9%	8.0%	9.0%
% of FP17s Relating to Free Repair or Replacements	9	2,942	0.3%	0.7%	0.8%	0.8%
% of FP17s Relating to Continuations	6	2,942	0.2%	0.8%	0.9%	0.9%
% of Patients satisfied with the dentistry they have received	0	0	N/A	93.3%	93.6%	93.2%
% of Patients satisfied with the time they had to wait for an appointment	0	0	N/A	90.1%	88.6%	88.3%

* This is based on patients treated on this contract for their most recent course of treatment. Figures in italics indicate the base number of FP17s or Patient Questionnaire responses are less than 100. N/A is shown where the base number of responses is less than 10 during the period. % is calculated as Quantity/Base number*100

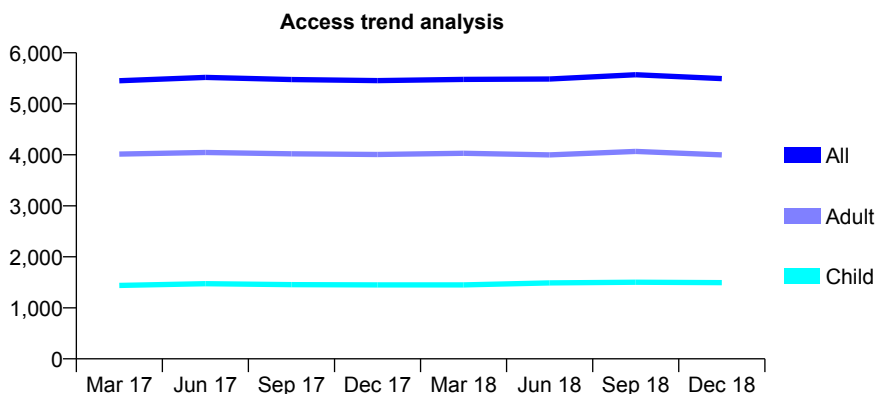
Q54 - Vital Signs At a Glance Contract Report for 136662/0001 - December 2018

Name or company name	Mr Hiren Yagnik Mr Prasad Vishnupurikar
Contract type name	GDS Contract
Purpose of contract	General
Contract start date	01/09/2008
Contract end date	

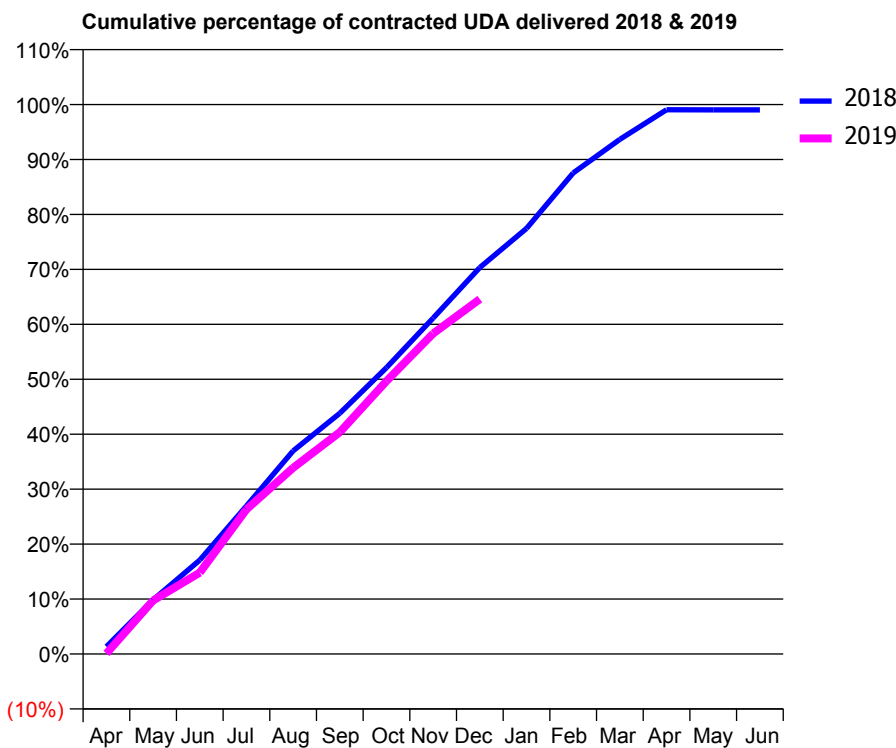
18/19 Contracted general activity (UDA)	13,545
Carry forward general activity (UDA)	132
18/19 Contracted orthodontic activity (UOA)	0
Carry forward orthodontic activity (UOA)	0
Baseline contract value	£319,226.02

ACCESS*

Patients seen in 24 months	Total	Change since previous quarter
Quarter ending December 2017	5,455	
Quarter ending March 2018	5,478	→
Quarter ending June 2018	5,486	→
Quarter ending September 2018	5,570	→
Quarter ending December 2018	5,493	↓
Variance since December 2017	0.7%	→



ACTIVITY



Month	Adjusted Scheduled Activity (UDA)	
	2018	2019
April	184	15
May	1,337	1,321
June	2,316	2,007
July	3,652	3,564
August	5,007	4,591
September	5,936	5,468
October	7,058	6,725
November	8,283	7,902
December	9,527	8,749
January	10,491	
February	11,857	
March	12,686	
April	13,414	
May	13,413	
June	13,412	

QUALITY

	Quantity	Base Number	Contract	AT	Region	England
% of FP17s for the same patient ID Re-attending within 3 months - Children	114	1,418	8.0%	9.9%	11.6%	11.8%
% of FP17s for the same patient ID Re-attending within 3 months - Adults	461	3,520	13.1%	14.7%	15.1%	15.6%
% of FP17s for the same patient ID Re-attending between 3 & 9 months - Children	679	1,418	47.9%	53.0%	59.9%	58.8%
% of FP17s for the same patient ID Re-attending between 3 & 9 months - Adults	1,704	3,520	48.4%	47.8%	52.0%	51.0%
% of FP17s for Band 1 Urgent Courses	496	4,127	12.0%	7.9%	8.0%	9.0%
% of FP17s Relating to Free Repair or Replacements	20	4,127	0.5%	0.7%	0.8%	0.8%
% of FP17s Relating to Continuations	8	4,127	0.2%	0.8%	0.9%	0.9%
% of Patients satisfied with the dentistry they have received	1	1	N/A	93.3%	93.6%	93.2%
% of Patients satisfied with the time they had to wait for an appointment	1	1	N/A	90.1%	88.6%	88.3%

* This is based on patients treated on this contract for their most recent course of treatment. Figures in italics indicate the base number of FP17s or Patient Questionnaire responses are less than 100. N/A is shown where the base number of responses is less than 10 during the period. % is calculated as Quantity/Base number*100

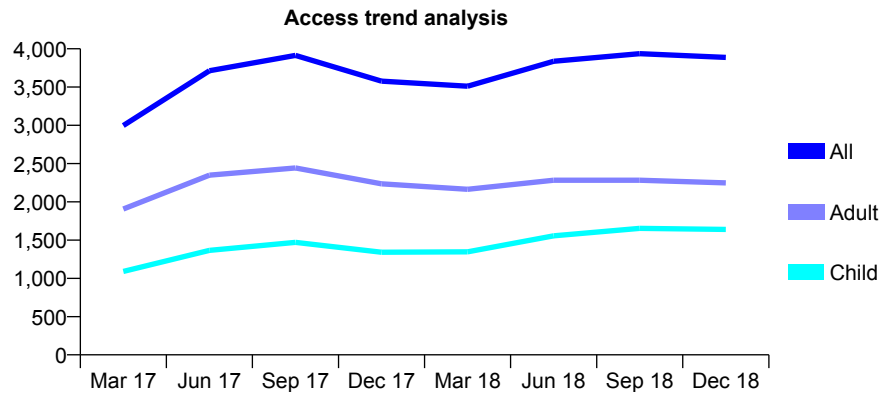
Q54 - Vital Signs At a Glance Contract Report for 137537/0001 - December 2018

Name or company name	Mr N.R.W Whiting & Mr Kiran Hanji
Contract type name	GDS Contract
Purpose of contract	General
Contract start date	01/05/2015
Contract end date	

18/19 Contracted general activity (UDA)	10,882
Carry forward general activity (UDA)	-217
18/19 Contracted orthodontic activity (UOA)	0
Carry forward orthodontic activity (UOA)	0
Baseline contract value	£322,349.01

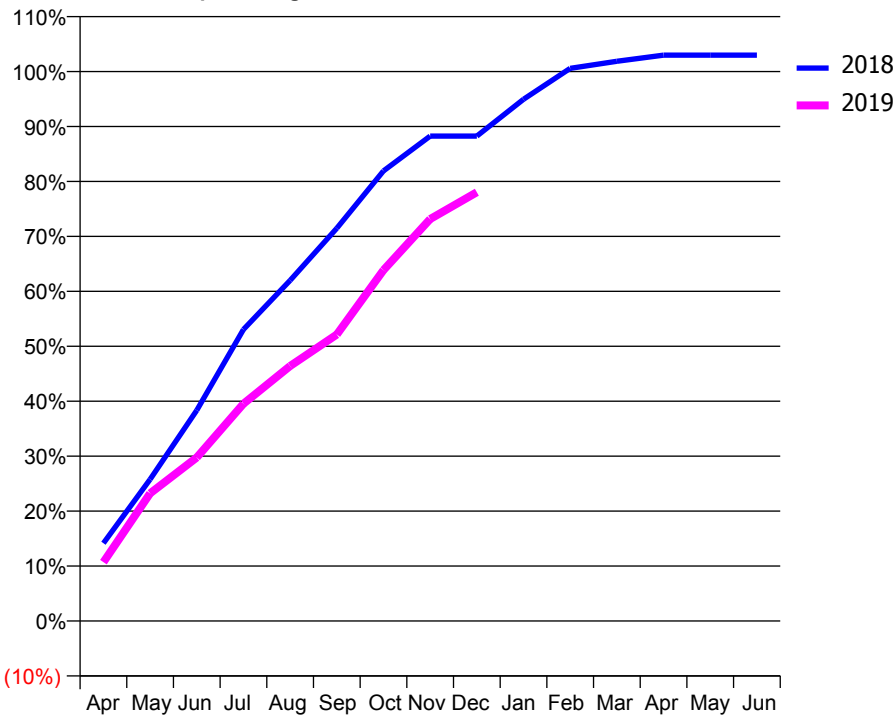
ACCESS*

Patients seen in 24 months	Total	Change since previous quarter
Quarter ending December 2017	3,577	
Quarter ending March 2018	3,511	↓
Quarter ending June 2018	3,837	↑
Quarter ending September 2018	3,936	↑
Quarter ending December 2018	3,887	↓
Variance since December 2017	8.7%	↑



ACTIVITY

Cumulative percentage of contracted UDA delivered 2018 & 2019



Month	Adjusted Scheduled Activity (UDA)	
	2018	2019
April	1,541	1,167
May	2,806	2,529
June	4,172	3,239
July	5,774	4,302
August	6,747	5,049
September	7,778	5,673
October	8,915	6,950
November	9,604	7,959
December	9,604	8,490
January	10,331	
February	10,945	
March	11,084	
April	11,207	
May	11,207	
June	11,207	

QUALITY

	Quantity	Base Number	Contract	AT	Region	England
% of FP17s for the same patient ID Re-attending within 3 months - Children	106	1,787	5.9%	9.9%	11.6%	11.8%
% of FP17s for the same patient ID Re-attending within 3 months - Adults	205	1,738	11.8%	14.7%	15.1%	15.6%
% of FP17s for the same patient ID Re-attending between 3 & 9 months - Children	530	1,787	29.7%	53.0%	59.9%	58.8%
% of FP17s for the same patient ID Re-attending between 3 & 9 months - Adults	471	1,738	27.1%	47.8%	52.0%	51.0%
% of FP17s for Band 1 Urgent Courses	196	3,474	5.6%	7.9%	8.0%	9.0%
% of FP17s Relating to Free Repair or Replacements	1	3,474	0.0%	0.7%	0.8%	0.8%
% of FP17s Relating to Continuations	0	3,474	0.0%	0.8%	0.9%	0.9%
% of Patients satisfied with the dentistry they have received	0	0	N/A	93.3%	93.6%	93.2%
% of Patients satisfied with the time they had to wait for an appointment	0	0	N/A	90.1%	88.6%	88.3%

* This is based on patients treated on this contract for their most recent course of treatment. Figures in italics indicate the base number of FP17s or Patient Questionnaire responses are less than 100. N/A is shown where the base number of responses is less than 10 during the period. % is calculated as Quantity/Base number*100

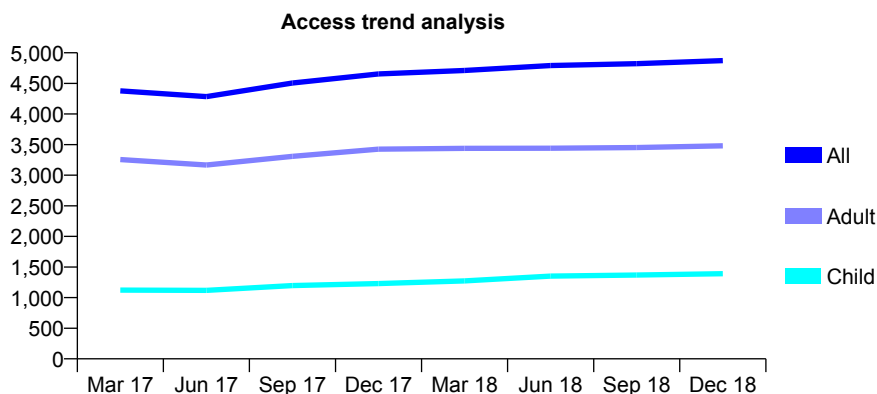
Q54 - Vital Signs At a Glance Contract Report for 138657/0001 - December 2018

Name or company name	Coalway Road Dental Practice
Contract type name	GDS Contract
Purpose of contract	General and Orthodontic
Contract start date	01/06/2011
Contract end date	

18/19 Contracted general activity (UDA)	15,000
Carry forward general activity (UDA)	-24
18/19 Contracted orthodontic activity (UOA)	546
Carry forward orthodontic activity (UOA)	-4
Baseline contract value	£344,808.58

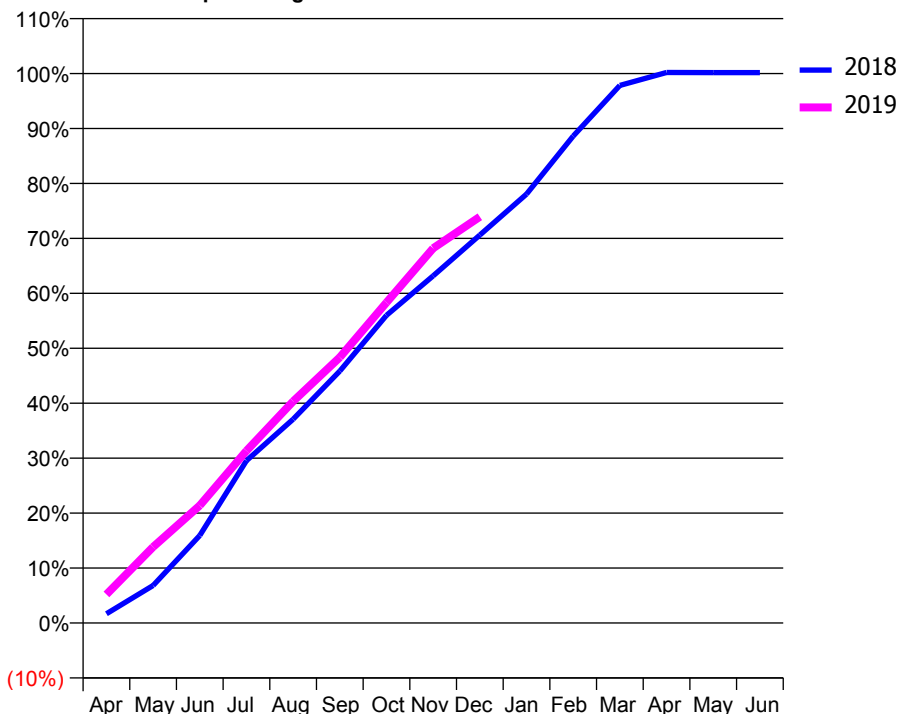
ACCESS*

Patients seen in 24 months	Total	Change since previous quarter
Quarter ending December 2017	4,655	
Quarter ending March 2018	4,712	→
Quarter ending June 2018	4,792	→
Quarter ending September 2018	4,823	→
Quarter ending December 2018	4,872	→
Variance since December 2017	4.7%	↑



ACTIVITY

Cumulative percentage of contracted UDA delivered 2018 & 2019



Month	Adjusted Scheduled Activity (UDA)	
	2018	2019
April	253	782
May	1,023	2,077
June	2,389	3,210
July	4,431	4,700
August	5,564	6,050
September	6,878	7,254
October	8,399	8,749
November	9,475	10,229
December	10,590	11,090
January	11,708	
February	13,293	
March	14,676	
April	15,028	
May	15,024	
June	15,024	

QUALITY

	Quantity	Base Number	Contract	AT	Region	England
% of FP17s for the same patient ID Re-attending within 3 months - Children	112	1,449	7.7%	9.9%	11.6%	11.8%
% of FP17s for the same patient ID Re-attending within 3 months - Adults	591	3,324	17.8%	14.7%	15.1%	15.6%
% of FP17s for the same patient ID Re-attending between 3 & 9 months - Children	706	1,449	48.7%	53.0%	59.9%	58.8%
% of FP17s for the same patient ID Re-attending between 3 & 9 months - Adults	1,468	3,324	44.2%	47.8%	52.0%	51.0%
% of FP17s for Band 1 Urgent Courses	405	4,597	8.8%	7.9%	8.0%	9.0%
% of FP17s Relating to Free Repair or Replacements	54	4,597	1.2%	0.7%	0.8%	0.8%
% of FP17s Relating to Continuations	33	4,597	0.7%	0.8%	0.9%	0.9%
% of Patients satisfied with the dentistry they have received	2	2	N/A	93.3%	93.6%	93.2%
% of Patients satisfied with the time they had to wait for an appointment	2	2	N/A	90.1%	88.6%	88.3%

* This is based on patients treated on this contract for their most recent course of treatment. Figures in italics indicate the base number of FP17s or Patient Questionnaire responses are less than 100. N/A is shown where the base number of responses is less than 10 during the period. % is calculated as Quantity/Base number*100

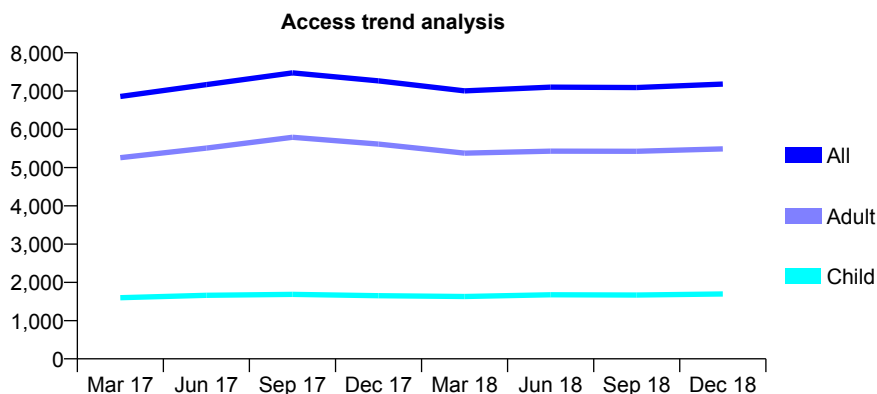
Q54 - Vital Signs At a Glance Contract Report for 139955/0001 - December 2018

Name or company name	Wilkinson Dental Surgery
Contract type name	GDS Contract
Purpose of contract	General
Contract start date	01/10/2015
Contract end date	

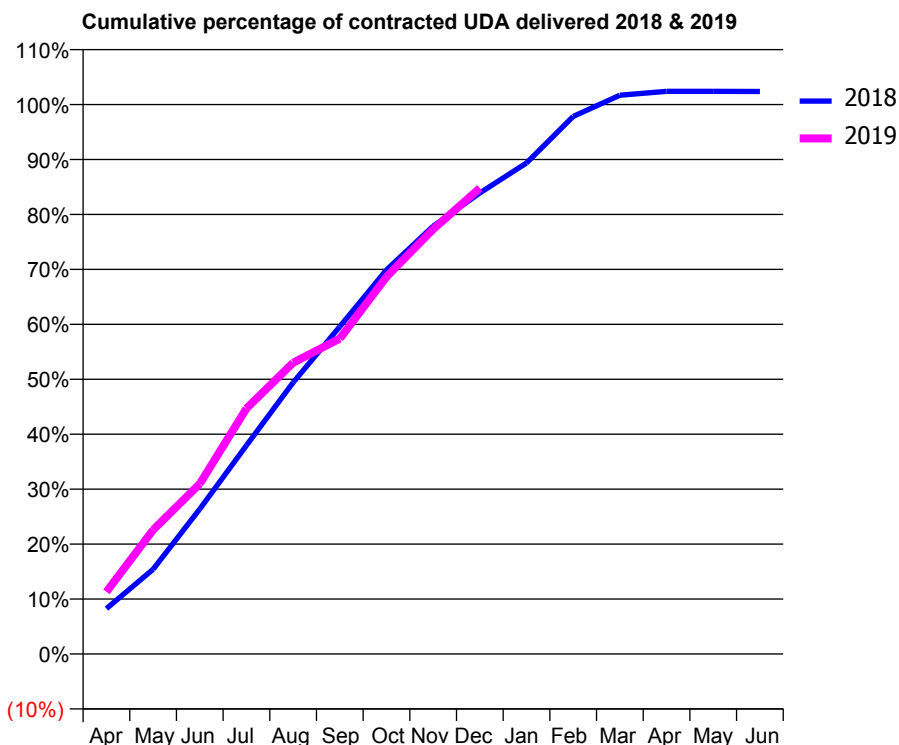
18/19 Contracted general activity (UDA)	23,902
Carry forward general activity (UDA)	-478
18/19 Contracted orthodontic activity (UOA)	0
Carry forward orthodontic activity (UOA)	0
Baseline contract value	£537,105.32

ACCESS*

Patients seen in 24 months	Total	Change since previous quarter
Quarter ending December 2017	7,267	
Quarter ending March 2018	7,005	↓
Quarter ending June 2018	7,104	→
Quarter ending September 2018	7,093	→
Quarter ending December 2018	7,183	→
Variance since December 2017	(1.2%)	↓



ACTIVITY



Month	Adjusted Scheduled Activity (UDA)	
	2018	2019
April	1,976	2,708
May	3,686	5,397
June	6,306	7,406
July	9,077	10,680
August	11,812	12,670
September	14,241	13,720
October	16,706	16,409
November	18,609	18,478
December	20,052	20,261
January	21,359	
February	23,386	
March	24,306	
April	24,473	
May	24,472	
June	24,471	

QUALITY

	Quantity	Base Number	Contract	AT	Region	England
% of FP17s for the same patient ID Re-attending within 3 months - Children	252	2,091	12.1%	9.9%	11.6%	11.8%
% of FP17s for the same patient ID Re-attending within 3 months - Adults	672	5,272	12.7%	14.7%	15.1%	15.6%
% of FP17s for the same patient ID Re-attending between 3 & 9 months - Children	1,161	2,091	55.5%	53.0%	59.9%	58.8%
% of FP17s for the same patient ID Re-attending between 3 & 9 months - Adults	2,438	5,272	46.2%	47.8%	52.0%	51.0%
% of FP17s for Band 1 Urgent Courses	460	7,279	6.3%	7.9%	8.0%	9.0%
% of FP17s Relating to Free Repair or Replacements	20	7,279	0.3%	0.7%	0.8%	0.8%
% of FP17s Relating to Continuations	18	7,279	0.2%	0.8%	0.9%	0.9%
% of Patients satisfied with the dentistry they have received	0	0	N/A	93.3%	93.6%	93.2%
% of Patients satisfied with the time they had to wait for an appointment	0	0	N/A	90.1%	88.6%	88.3%

* This is based on patients treated on this contract for their most recent course of treatment. Figures in italics indicate the base number of FP17s or Patient Questionnaire responses are less than 100. N/A is shown where the base number of responses is less than 10 during the period. % is calculated as Quantity/Base number*100

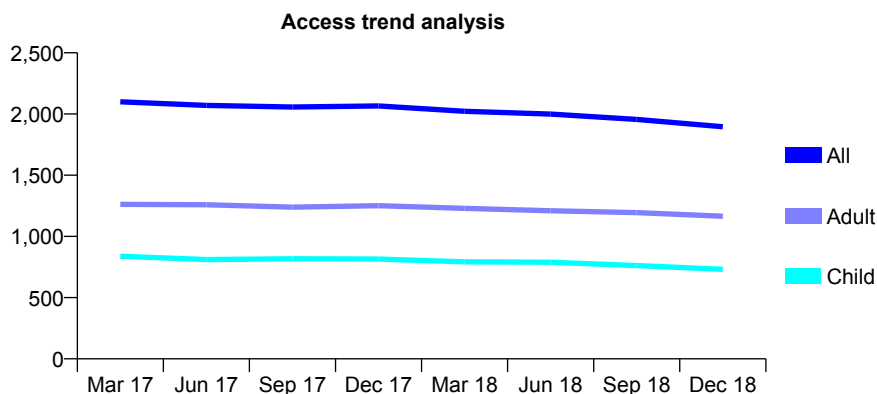
Q54 - Vital Signs At a Glance Contract Report for 140260/0001 - December 2018

Name or company name	Thornley & Thornley
Contract type name	GDS Contract
Purpose of contract	General and Orthodontic
Contract start date	01/04/2006
Contract end date	

18/19 Contracted general activity (UDA)	3,132
Carry forward general activity (UDA)	-62
18/19 Contracted orthodontic activity (UOA)	791
Carry forward orthodontic activity (UOA)	-24
Baseline contract value	£137,635.83

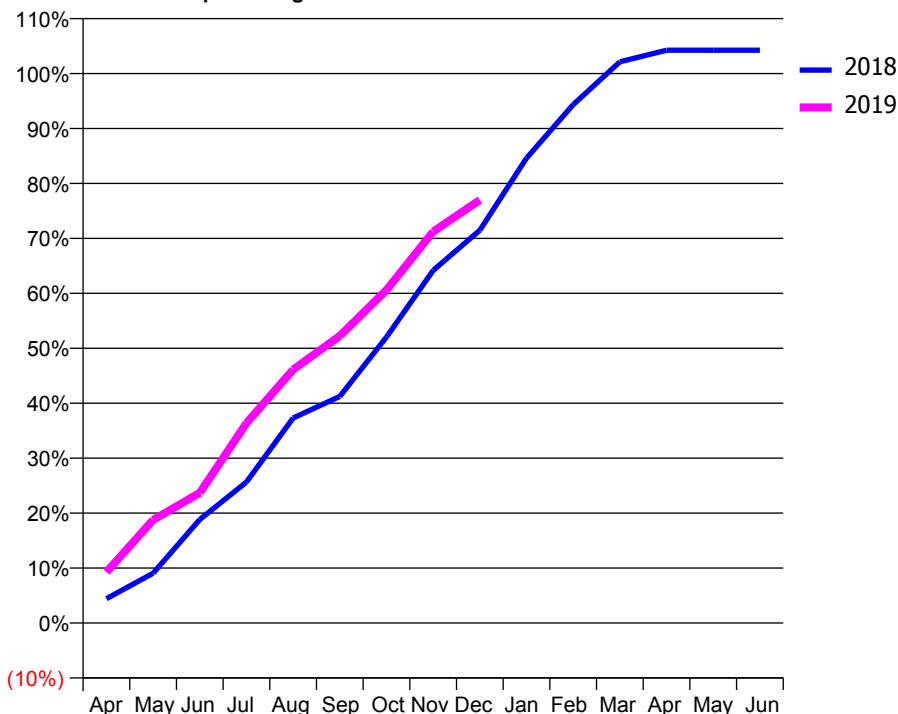
ACCESS*

Patients seen in 24 months	Total	Change since previous quarter
Quarter ending December 2017	2,066	
Quarter ending March 2018	2,022	↓
Quarter ending June 2018	1,999	↓
Quarter ending September 2018	1,956	↓
Quarter ending December 2018	1,896	↓
Variance since December 2017	(8.2%)	↓



ACTIVITY

Cumulative percentage of contracted UDA delivered 2018 & 2019



Month	Adjusted Scheduled Activity (UDA)	
	2018	2019
April	138	291
May	284	588
June	590	742
July	803	1,140
August	1,168	1,445
September	1,292	1,637
October	1,630	1,898
November	2,010	2,231
December	2,239	2,411
January	2,650	
February	2,955	
March	3,199	
April	3,265	
May	3,265	
June	3,265	

QUALITY

	Quantity	Base Number	Contract	AT	Region	England
% of FP17s for the same patient ID Re-attending within 3 months - Children	64	854	7.5%	9.9%	11.6%	11.8%
% of FP17s for the same patient ID Re-attending within 3 months - Adults	158	1,078	14.7%	14.7%	15.1%	15.6%
% of FP17s for the same patient ID Re-attending between 3 & 9 months - Children	512	854	60.0%	53.0%	59.9%	58.8%
% of FP17s for the same patient ID Re-attending between 3 & 9 months - Adults	594	1,078	55.1%	47.8%	52.0%	51.0%
% of FP17s for Band 1 Urgent Courses	105	1,292	8.1%	7.9%	8.0%	9.0%
% of FP17s Relating to Free Repair or Replacements	0	1,292	0.0%	0.7%	0.8%	0.8%
% of FP17s Relating to Continuations	17	1,292	1.3%	0.8%	0.9%	0.9%
% of Patients satisfied with the dentistry they have received	1	1	N/A	93.3%	93.6%	93.2%
% of Patients satisfied with the time they had to wait for an appointment	1	1	N/A	90.1%	88.6%	88.3%

* This is based on patients treated on this contract for their most recent course of treatment. Figures in italics indicate the base number of FP17s or Patient Questionnaire responses are less than 100. N/A is shown where the base number of responses is less than 10 during the period. % is calculated as Quantity/Base number*100

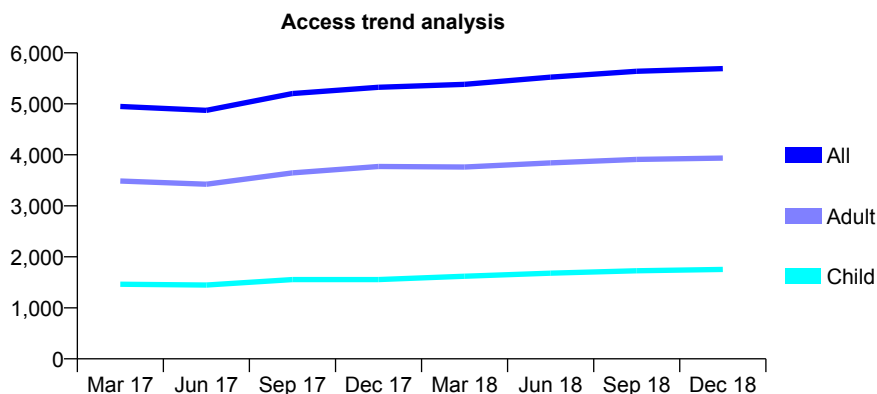
Q54 - Vital Signs At a Glance Contract Report for 140996/0001 - December 2018

Name or company name	Darlaston Dental Practice
Contract type name	GDS Contract
Purpose of contract	General
Contract start date	01/10/2008
Contract end date	

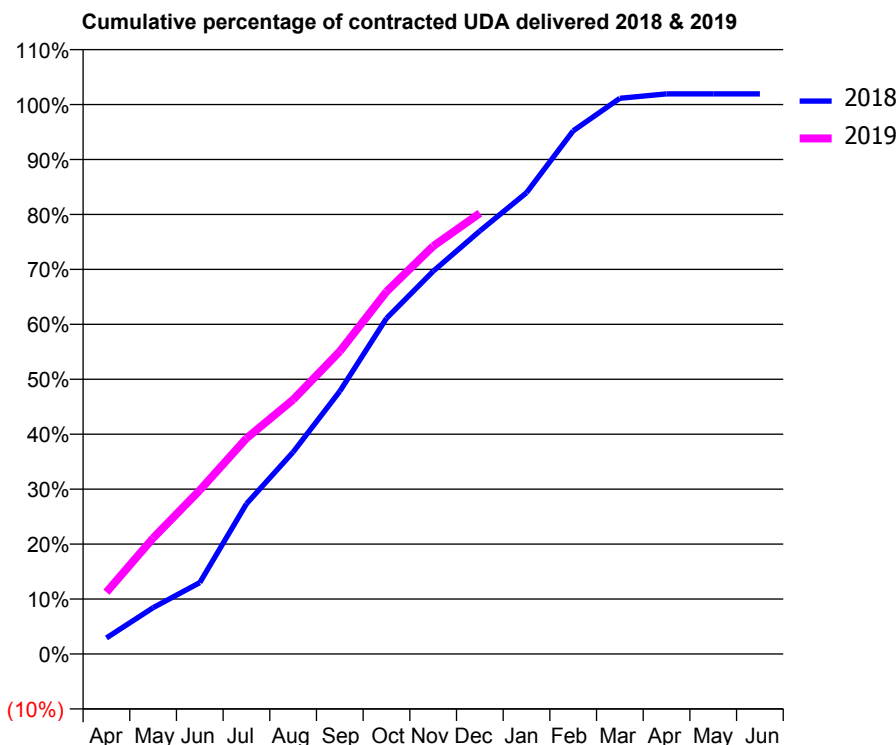
18/19 Contracted general activity (UDA)	15,411
Carry forward general activity (UDA)	-296
18/19 Contracted orthodontic activity (UOA)	0
Carry forward orthodontic activity (UOA)	0
Baseline contract value	£381,965.66

ACCESS*

Patients seen in 24 months	Total	Change since previous quarter
Quarter ending December 2017	5,323	
Quarter ending March 2018	5,382	→
Quarter ending June 2018	5,524	↑
Quarter ending September 2018	5,637	↑
Quarter ending December 2018	5,690	→
Variance since December 2017	6.9%	↑



ACTIVITY



Month	Adjusted Scheduled Activity (UDA)	
	2018	2019
April	450	1,734
May	1,300	3,253
June	2,003	4,595
July	4,214	6,050
August	5,662	7,134
September	7,370	8,487
October	9,413	10,164
November	10,736	11,437
December	11,864	12,363
January	12,937	
February	14,672	
March	15,586	
April	15,708	
May	15,707	
June	15,707	

QUALITY

	Quantity	Base Number	Contract	AT	Region	England
% of FP17s for the same patient ID Re-attending within 3 months - Children	42	1,466	2.9%	9.9%	11.6%	11.8%
% of FP17s for the same patient ID Re-attending within 3 months - Adults	191	3,020	6.3%	14.7%	15.1%	15.6%
% of FP17s for the same patient ID Re-attending between 3 & 9 months - Children	623	1,466	42.5%	53.0%	59.9%	58.8%
% of FP17s for the same patient ID Re-attending between 3 & 9 months - Adults	1,219	3,020	40.4%	47.8%	52.0%	51.0%
% of FP17s for Band 1 Urgent Courses	166	4,404	3.8%	7.9%	8.0%	9.0%
% of FP17s Relating to Free Repair or Replacements	31	4,404	0.7%	0.7%	0.8%	0.8%
% of FP17s Relating to Continuations	4	4,404	0.1%	0.8%	0.9%	0.9%
% of Patients satisfied with the dentistry they have received	1	1	N/A	93.3%	93.6%	93.2%
% of Patients satisfied with the time they had to wait for an appointment	1	1	N/A	90.1%	88.6%	88.3%

* This is based on patients treated on this contract for their most recent course of treatment. Figures in italics indicate the base number of FP17s or Patient Questionnaire responses are less than 100. N/A is shown where the base number of responses is less than 10 during the period. % is calculated as Quantity/Base number*100

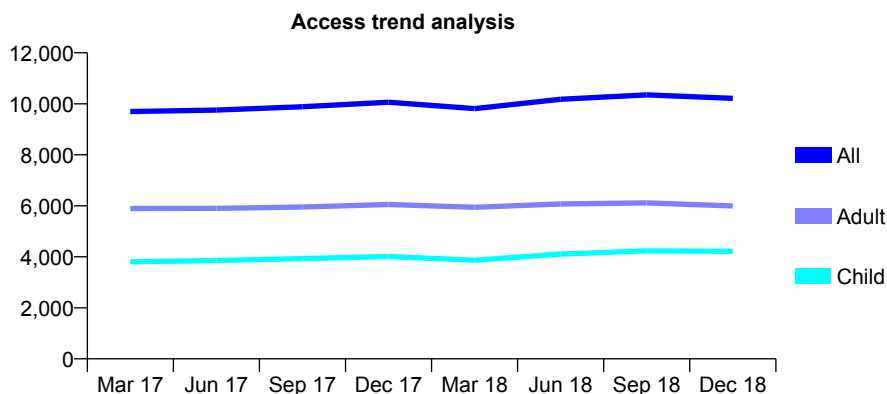
Q54 - Vital Signs At a Glance Contract Report for 141070/0001 - December 2018

Name or company name	Walsall Dental Practice
Contract type name	GDS Contract
Purpose of contract	General
Contract start date	09/09/2010
Contract end date	

18/19 Contracted general activity (UDA)	29,761
Carry forward general activity (UDA)	-12
18/19 Contracted orthodontic activity (UOA)	0
Carry forward orthodontic activity (UOA)	0
Baseline contract value	£739,469.00

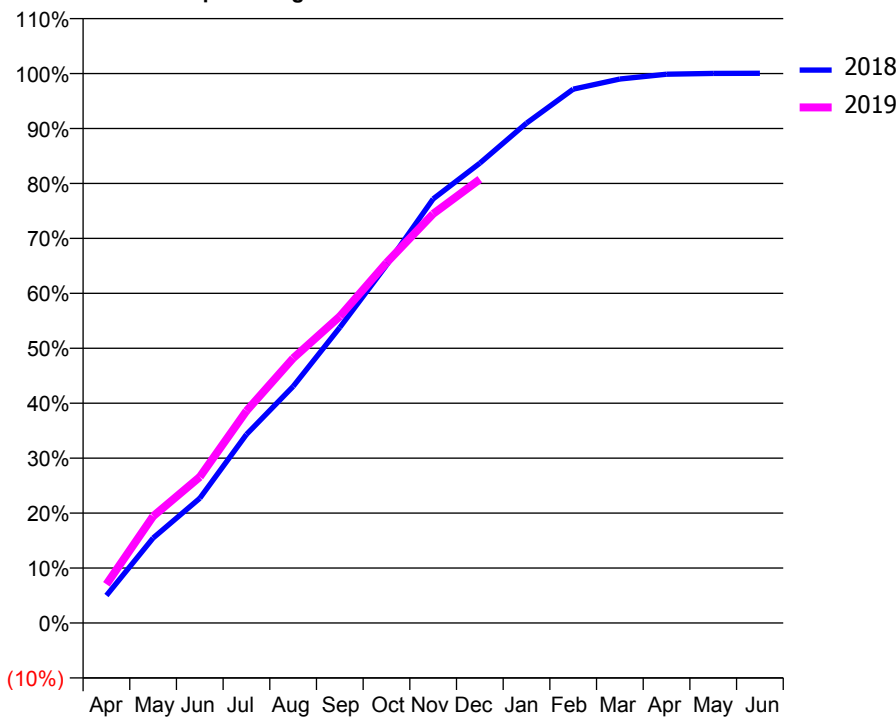
ACCESS*

Patients seen in 24 months	Total	Change since previous quarter
Quarter ending December 2017	10,063	
Quarter ending March 2018	9,810	↓
Quarter ending June 2018	10,176	↑
Quarter ending September 2018	10,348	→
Quarter ending December 2018	10,216	↓
Variance since December 2017	1.5%	→



ACTIVITY

Cumulative percentage of contracted UDA delivered 2018 & 2019



Month	Adjusted Scheduled Activity (UDA)	
	2018	2019
April	1,490	2,099
May	4,601	5,783
June	6,759	7,914
July	10,217	11,489
August	12,815	14,340
September	16,009	16,607
October	19,379	19,509
November	22,972	22,160
December	24,903	24,034
January	27,074	
February	28,913	
March	29,463	
April	29,719	
May	29,765	
June	29,773	

QUALITY

	Quantity	Base Number	Contract	AT	Region	England
% of FP17s for the same patient ID Re-attending within 3 months - Children	284	4,536	6.3%	9.9%	11.6%	11.8%
% of FP17s for the same patient ID Re-attending within 3 months - Adults	648	4,790	13.5%	14.7%	15.1%	15.6%
% of FP17s for the same patient ID Re-attending between 3 & 9 months - Children	2,334	4,536	51.5%	53.0%	59.9%	58.8%
% of FP17s for the same patient ID Re-attending between 3 & 9 months - Adults	1,967	4,790	41.1%	47.8%	52.0%	51.0%
% of FP17s for Band 1 Urgent Courses	768	9,159	8.4%	7.9%	8.0%	9.0%
% of FP17s Relating to Free Repair or Replacements	13	9,159	0.1%	0.7%	0.8%	0.8%
% of FP17s Relating to Continuations	110	9,159	1.2%	0.8%	0.9%	0.9%
% of Patients satisfied with the dentistry they have received	3	3	N/A	93.3%	93.6%	93.2%
% of Patients satisfied with the time they had to wait for an appointment	2	3	N/A	90.1%	88.6%	88.3%

* This is based on patients treated on this contract for their most recent course of treatment. Figures in italics indicate the base number of FP17s or Patient Questionnaire responses are less than 100. N/A is shown where the base number of responses is less than 10 during the period. % is calculated as Quantity/Base number*100

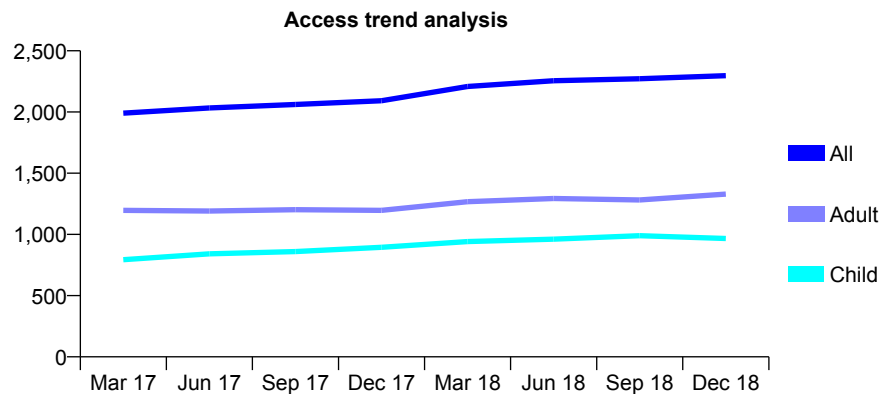
Q54 - Vital Signs At a Glance Contract Report for 141801/0001 - December 2018

Name or company name	AS, BS & BS Bhandal
Contract type name	GDS Contract
Purpose of contract	General
Contract start date	12/01/2009
Contract end date	

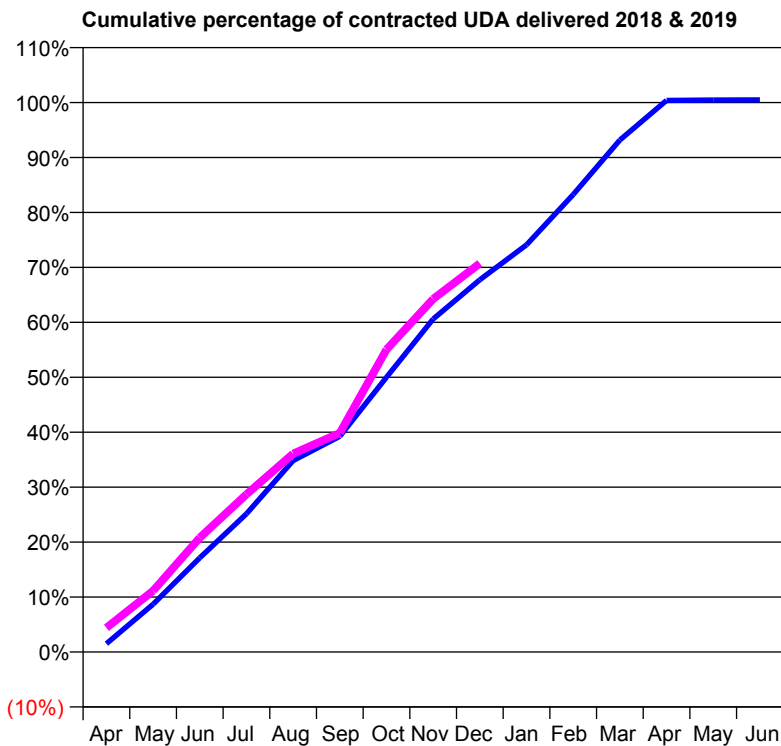
18/19 Contracted general activity (UDA)	5,368
Carry forward general activity (UDA)	-25
18/19 Contracted orthodontic activity (UOA)	0
Carry forward orthodontic activity (UOA)	0
Baseline contract value	£133,901.60

ACCESS*

Patients seen in 24 months	Total	Change since previous quarter
Quarter ending December 2017	2,092	
Quarter ending March 2018	2,209	↑
Quarter ending June 2018	2,255	↑
Quarter ending September 2018	2,272	→
Quarter ending December 2018	2,297	→
Variance since December 2017	9.8%	↑



ACTIVITY



Adjusted Scheduled Activity (UDA)		
Month	2018	2019
April	82	236
May	466	598
June	920	1,117
July	1,350	1,540
August	1,870	1,937
September	2,108	2,140
October	2,684	2,955
November	3,253	3,449
December	3,637	3,797
January	3,978	
February	4,469	
March	5,002	
April	5,389	
May	5,393	
June	5,394	

QUALITY

	Quantity	Base Number	Contract	AT	Region	England
% of FP17s for the same patient ID Re-attending within 3 months - Children	45	857	5.3%	9.9%	11.6%	11.8%
% of FP17s for the same patient ID Re-attending within 3 months - Adults	103	1,083	9.5%	14.7%	15.1%	15.6%
% of FP17s for the same patient ID Re-attending between 3 & 9 months - Children	332	857	38.7%	53.0%	59.9%	58.8%
% of FP17s for the same patient ID Re-attending between 3 & 9 months - Adults	336	1,083	31.0%	47.8%	52.0%	51.0%
% of FP17s for Band 1 Urgent Courses	125	1,810	6.9%	7.9%	8.0%	9.0%
% of FP17s Relating to Free Repair or Replacements	0	1,810	0.0%	0.7%	0.8%	0.8%
% of FP17s Relating to Continuations	0	1,810	0.0%	0.8%	0.9%	0.9%
% of Patients satisfied with the dentistry they have received	0	0	N/A	93.3%	93.6%	93.2%
% of Patients satisfied with the time they had to wait for an appointment	0	0	N/A	90.1%	88.6%	88.3%

* This is based on patients treated on this contract for their most recent course of treatment. Figures in italics indicate the base number of FP17s or Patient Questionnaire responses are less than 100. N/A is shown where the base number of responses is less than 10 during the period. % is calculated as Quantity/Base number*100

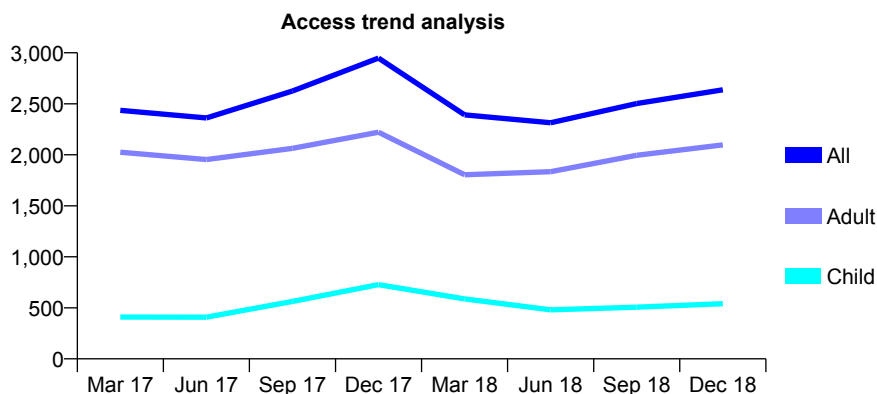
Q54 - Vital Signs At a Glance Contract Report for 142131/0001 - December 2018

Name or company name	New Road Dental Practice
Contract type name	GDS Contract
Purpose of contract	General
Contract start date	01/09/2010
Contract end date	

18/19 Contracted general activity (UDA)	9,064
Carry forward general activity (UDA)	-154
18/19 Contracted orthodontic activity (UOA)	0
Carry forward orthodontic activity (UOA)	0
Baseline contract value	£237,191.01

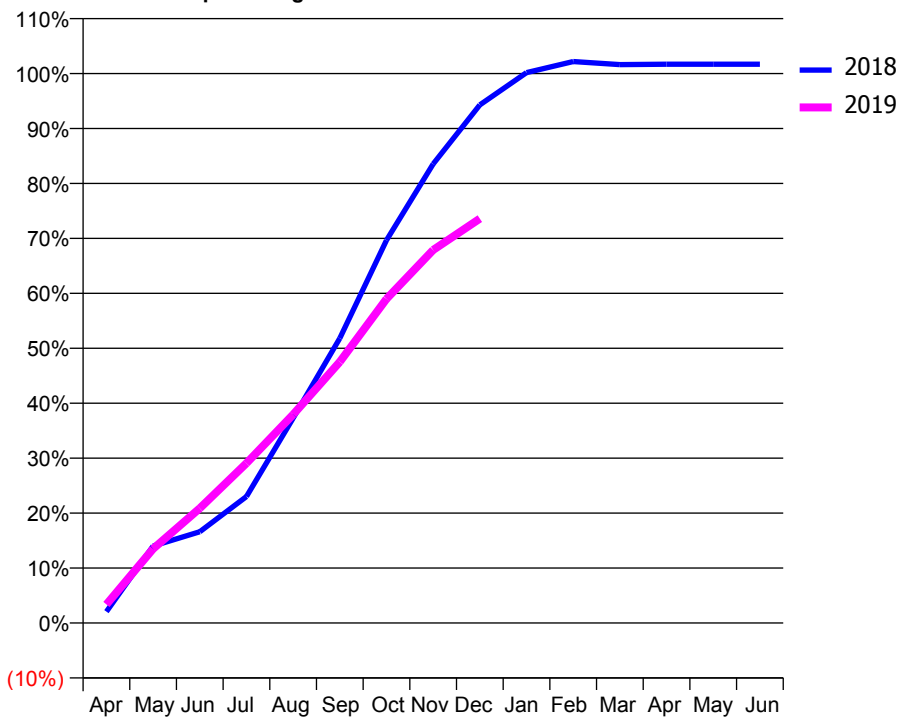
ACCESS*

Patients seen in 24 months	Total	Change since previous quarter
Quarter ending December 2017	2,948	
Quarter ending March 2018	2,392	↓
Quarter ending June 2018	2,314	↓
Quarter ending September 2018	2,502	↑
Quarter ending December 2018	2,637	↑
Variance since December 2017	(10.5%)	↓



ACTIVITY

Cumulative percentage of contracted UDA delivered 2018 & 2019



Month	Adjusted Scheduled Activity (UDA)	
	2018	2019
April	188	307
May	1,269	1,225
June	1,506	1,893
July	2,087	2,636
August	3,380	3,438
September	4,697	4,308
October	6,313	5,346
November	7,572	6,154
December	8,546	6,671
January	9,079	
February	9,262	
March	9,211	
April	9,217	
May	9,218	
June	9,218	

QUALITY

	Quantity	Base Number	Contract	AT	Region	England
% of FP17s for the same patient ID Re-attending within 3 months - Children	18	424	4.2%	9.9%	11.6%	11.8%
% of FP17s for the same patient ID Re-attending within 3 months - Adults	123	1,756	7.0%	14.7%	15.1%	15.6%
% of FP17s for the same patient ID Re-attending between 3 & 9 months - Children	72	424	17.0%	53.0%	59.9%	58.8%
% of FP17s for the same patient ID Re-attending between 3 & 9 months - Adults	511	1,756	29.1%	47.8%	52.0%	51.0%
% of FP17s for Band 1 Urgent Courses	183	2,177	8.4%	7.9%	8.0%	9.0%
% of FP17s Relating to Free Repair or Replacements	22	2,177	1.0%	0.7%	0.8%	0.8%
% of FP17s Relating to Continuations	2	2,177	0.1%	0.8%	0.9%	0.9%
% of Patients satisfied with the dentistry they have received	2	2	N/A	93.3%	93.6%	93.2%
% of Patients satisfied with the time they had to wait for an appointment	2	2	N/A	90.1%	88.6%	88.3%

* This is based on patients treated on this contract for their most recent course of treatment. Figures in italics indicate the base number of FP17s or Patient Questionnaire responses are less than 100. N/A is shown where the base number of responses is less than 10 during the period. % is calculated as Quantity/Base number*100

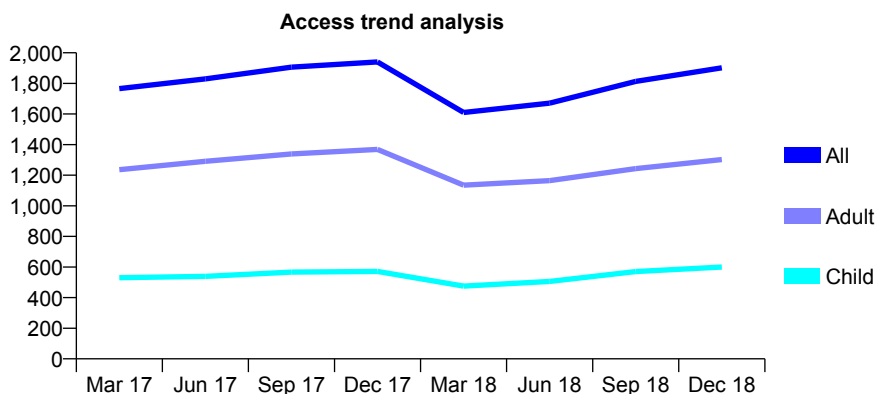
Q54 - Vital Signs At a Glance Contract Report for 142492/0001 - December 2018

Name or company name	Tipton Dental Practice
Contract type name	GDS Contract
Purpose of contract	General
Contract start date	01/04/2013
Contract end date	

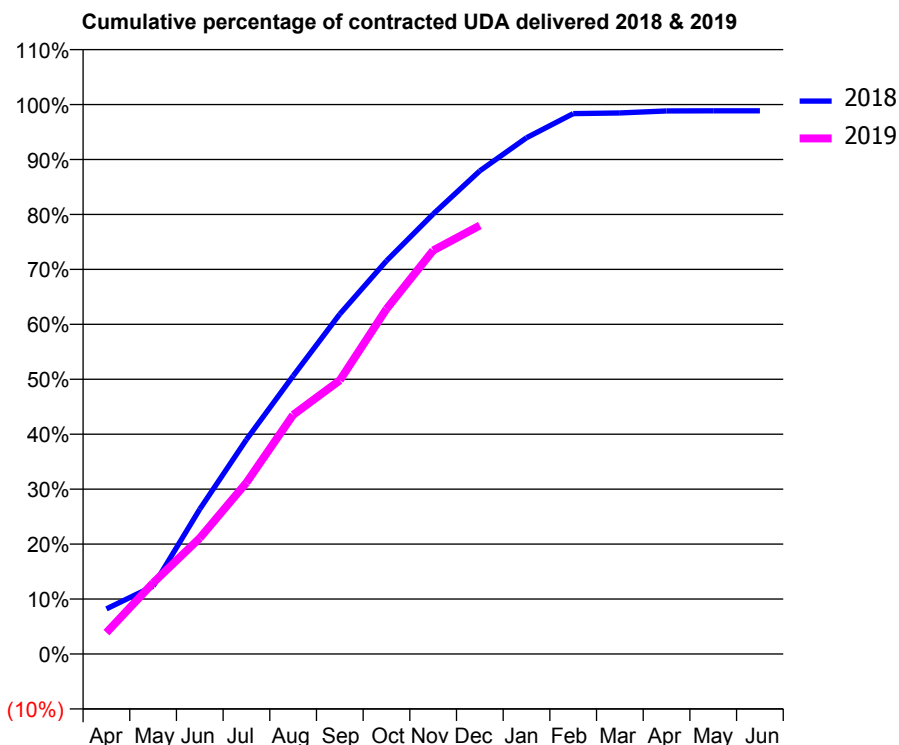
18/19 Contracted general activity (UDA)	5,837
Carry forward general activity (UDA)	66
18/19 Contracted orthodontic activity (UOA)	0
Carry forward orthodontic activity (UOA)	0
Baseline contract value	£174,896.53

ACCESS*

Patients seen in 24 months	Total	Change since previous quarter
Quarter ending December 2017	1,940	
Quarter ending March 2018	1,610	↓
Quarter ending June 2018	1,671	↑
Quarter ending September 2018	1,813	↑
Quarter ending December 2018	1,902	↑
Variance since December 2017	(2.0%)	↓



ACTIVITY



Month	Adjusted Scheduled Activity (UDA)	
	2018	2019
April	479	228
May	721	755
June	1,539	1,231
July	2,278	1,821
August	2,954	2,540
September	3,611	2,907
October	4,176	3,664
November	4,673	4,287
December	5,133	4,551
January	5,484	
February	5,740	
March	5,747	
April	5,769	
May	5,771	
June	5,771	

QUALITY

	Quantity	Base Number	Contract	AT	Region	England
% of FP17s for the same patient ID Re-attending within 3 months - Children	8	557	1.4%	9.9%	11.6%	11.8%
% of FP17s for the same patient ID Re-attending within 3 months - Adults	104	1,062	9.8%	14.7%	15.1%	15.6%
% of FP17s for the same patient ID Re-attending between 3 & 9 months - Children	168	557	30.2%	53.0%	59.9%	58.8%
% of FP17s for the same patient ID Re-attending between 3 & 9 months - Adults	269	1,062	25.3%	47.8%	52.0%	51.0%
% of FP17s for Band 1 Urgent Courses	141	1,610	8.8%	7.9%	8.0%	9.0%
% of FP17s Relating to Free Repair or Replacements	5	1,610	0.3%	0.7%	0.8%	0.8%
% of FP17s Relating to Continuations	7	1,610	0.4%	0.8%	0.9%	0.9%
% of Patients satisfied with the dentistry they have received	2	2	N/A	93.3%	93.6%	93.2%
% of Patients satisfied with the time they had to wait for an appointment	2	2	N/A	90.1%	88.6%	88.3%

* This is based on patients treated on this contract for their most recent course of treatment. Figures in italics indicate the base number of FP17s or Patient Questionnaire responses are less than 100. N/A is shown where the base number of responses is less than 10 during the period. % is calculated as Quantity/Base number*100

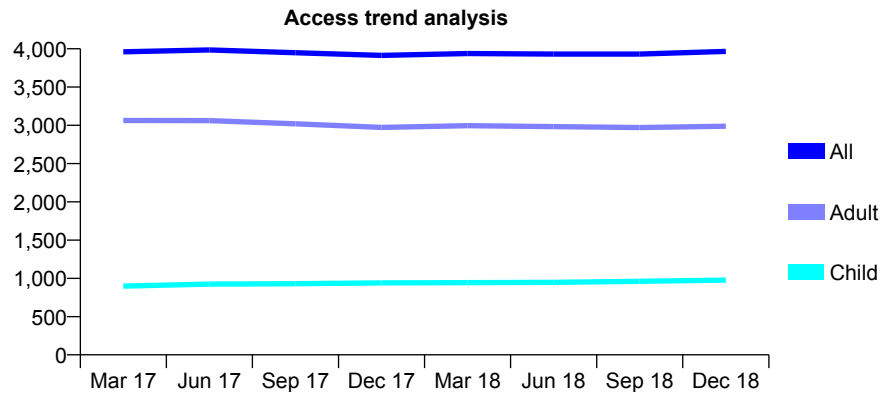
Q54 - Vital Signs At a Glance Contract Report for 142956/0001 - December 2018

Name or company name	Four Oaks Dental Surgery
Contract type name	GDS Contract
Purpose of contract	General
Contract start date	07/09/2012
Contract end date	

18/19 Contracted general activity (UDA)	8,970
Carry forward general activity (UDA)	-158
18/19 Contracted orthodontic activity (UOA)	0
Carry forward orthodontic activity (UOA)	0
Baseline contract value	£191,534.63

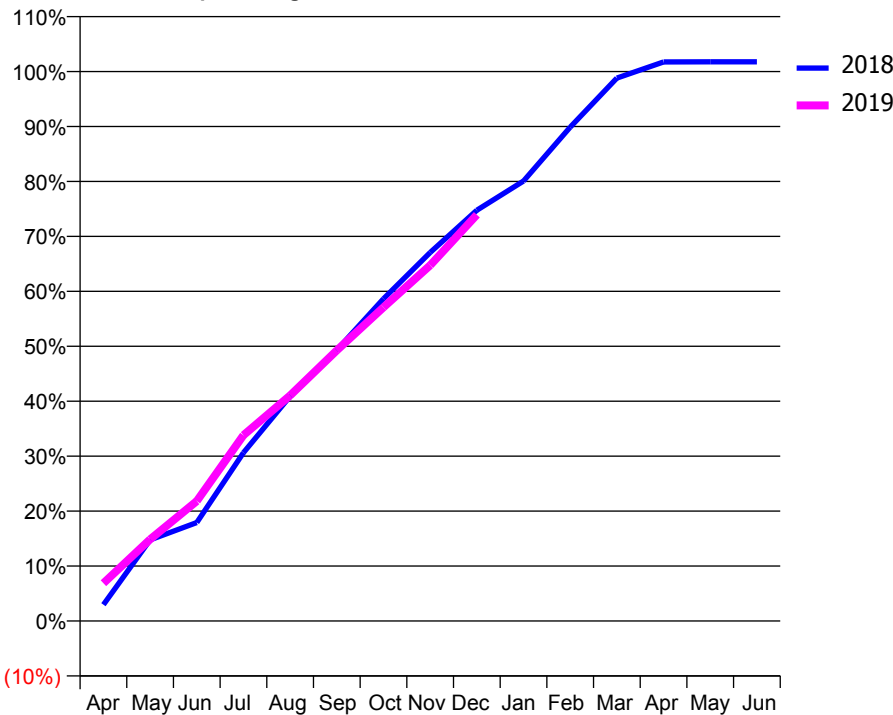
ACCESS*

Patients seen in 24 months	Total	Change since previous quarter
Quarter ending December 2017	3,913	
Quarter ending March 2018	3,938	→
Quarter ending June 2018	3,931	→
Quarter ending September 2018	3,932	→
Quarter ending December 2018	3,966	→
Variance since December 2017	1.4%	→



ACTIVITY

Cumulative percentage of contracted UDA delivered 2018 & 2019



Month	Adjusted Scheduled Activity (UDA)	
	2018	2019
April	266	617
May	1,326	1,332
June	1,607	1,958
July	2,749	3,033
August	3,669	3,681
September	4,425	4,418
October	5,261	5,121
November	6,015	5,807
December	6,705	6,631
January	7,183	
February	8,062	
March	8,864	
April	9,126	
May	9,128	
June	9,128	

QUALITY

	Quantity	Base Number	Contract	AT	Region	England
% of FP17s for the same patient ID Re-attending within 3 months - Children	49	1,112	4.4%	9.9%	11.6%	11.8%
% of FP17s for the same patient ID Re-attending within 3 months - Adults	371	3,297	11.3%	14.7%	15.1%	15.6%
% of FP17s for the same patient ID Re-attending between 3 & 9 months - Children	730	1,112	65.6%	53.0%	59.9%	58.8%
% of FP17s for the same patient ID Re-attending between 3 & 9 months - Adults	1,956	3,297	59.3%	47.8%	52.0%	51.0%
% of FP17s for Band 1 Urgent Courses	266	4,254	6.3%	7.9%	8.0%	9.0%
% of FP17s Relating to Free Repair or Replacements	14	4,254	0.3%	0.7%	0.8%	0.8%
% of FP17s Relating to Continuations	3	4,254	0.1%	0.8%	0.9%	0.9%
% of Patients satisfied with the dentistry they have received	2	2	N/A	93.3%	93.6%	93.2%
% of Patients satisfied with the time they had to wait for an appointment	2	2	N/A	90.1%	88.6%	88.3%

* This is based on patients treated on this contract for their most recent course of treatment. Figures in italics indicate the base number of FP17s or Patient Questionnaire responses are less than 100. N/A is shown where the base number of responses is less than 10 during the period. % is calculated as Quantity/Base number*100

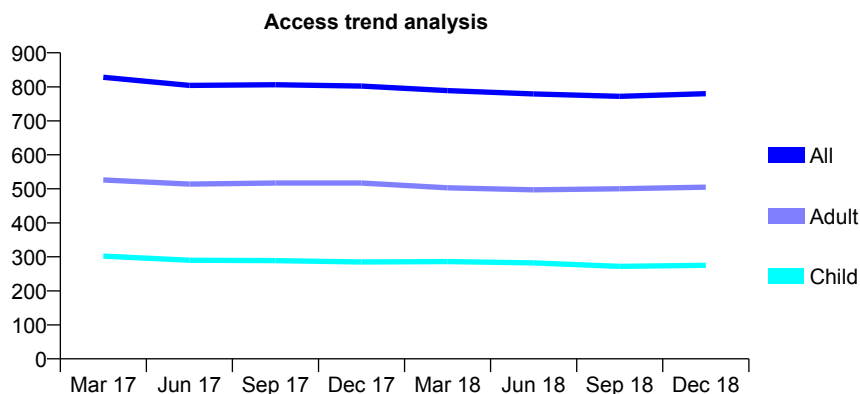
Q54 - Vital Signs At a Glance Contract Report for 145289/0001 - December 2018

Name or company name	Miss P Sanghera
Contract type name	GDS Contract
Purpose of contract	General
Contract start date	01/07/2010
Contract end date	

18/19 Contracted general activity (UDA)	2,800
Carry forward general activity (UDA)	0
18/19 Contracted orthodontic activity (UOA)	0
Carry forward orthodontic activity (UOA)	0
Baseline contract value	£66,329.92

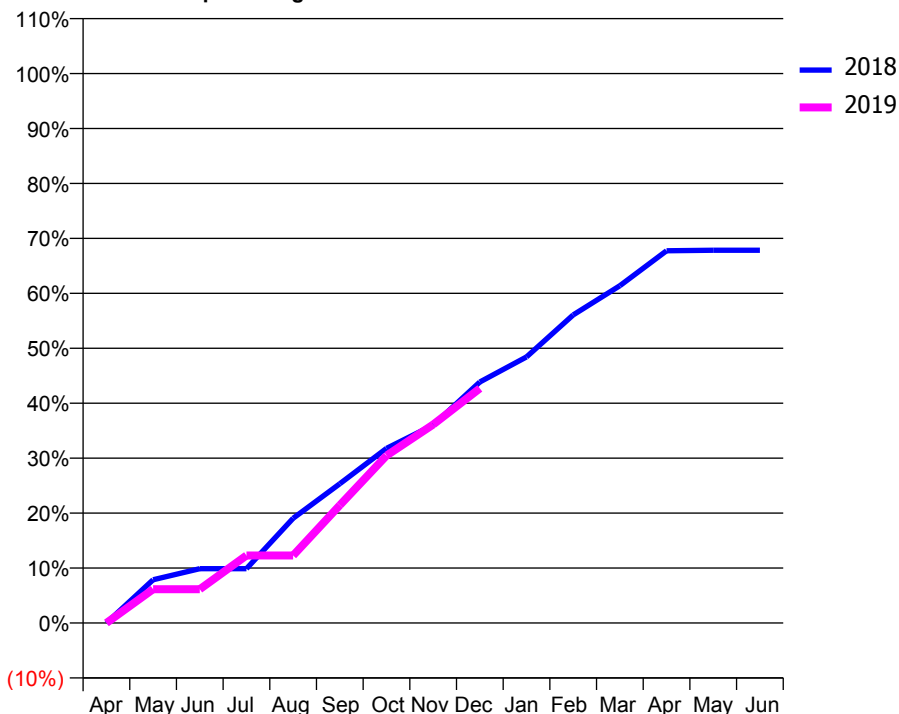
ACCESS*

Patients seen in 24 months	Total	Change since previous quarter
Quarter ending December 2017	802	
Quarter ending March 2018	789	↓
Quarter ending June 2018	779	↓
Quarter ending September 2018	772	→
Quarter ending December 2018	780	→
Variance since December 2017	(2.7%)	↓



ACTIVITY

Cumulative percentage of contracted UDA delivered 2018 & 2019



Month	Adjusted Scheduled Activity (UDA)	
	2018	2019
April	0	0
May	221	172
June	277	172
July	277	344
August	534	344
September	710	600
October	890	853
November	1,009	1,011
December	1,228	1,196
January	1,356	
February	1,570	
March	1,719	
April	1,897	
May	1,900	
June	1,900	

QUALITY

	Quantity	Base Number	Contract	AT	Region	England
% of FP17s for the same patient ID Re-attending within 3 months - Children	14	273	5.1%	9.9%	11.6%	11.8%
% of FP17s for the same patient ID Re-attending within 3 months - Adults	62	513	12.1%	14.7%	15.1%	15.6%
% of FP17s for the same patient ID Re-attending between 3 & 9 months - Children	127	273	46.5%	53.0%	59.9%	58.8%
% of FP17s for the same patient ID Re-attending between 3 & 9 months - Adults	283	513	55.2%	47.8%	52.0%	51.0%
% of FP17s for Band 1 Urgent Courses	9	723	1.2%	7.9%	8.0%	9.0%
% of FP17s Relating to Free Repair or Replacements	8	723	1.1%	0.7%	0.8%	0.8%
% of FP17s Relating to Continuations	10	723	1.4%	0.8%	0.9%	0.9%
% of Patients satisfied with the dentistry they have received	0	0	N/A	93.3%	93.6%	93.2%
% of Patients satisfied with the time they had to wait for an appointment	0	0	N/A	90.1%	88.6%	88.3%

* This is based on patients treated on this contract for their most recent course of treatment. Figures in italics indicate the base number of FP17s or Patient Questionnaire responses are less than 100. N/A is shown where the base number of responses is less than 10 during the period. % is calculated as Quantity/Base number*100

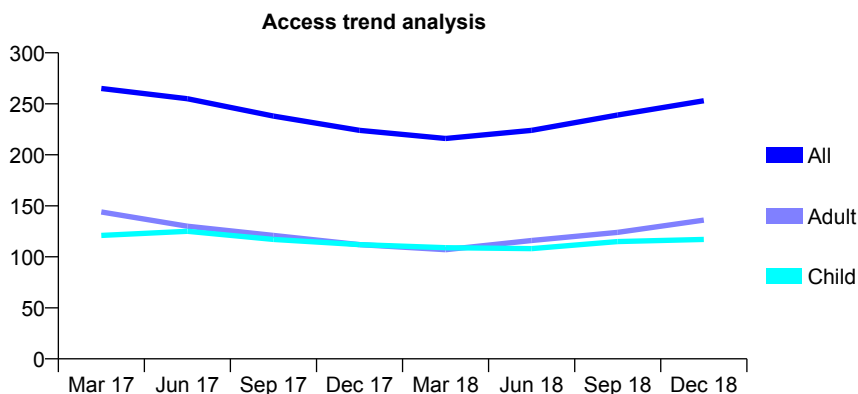
Q54 - Vital Signs At a Glance Contract Report for 148733/0001 - December 2018

Name or company name	Morgan Dental
Contract type name	GDS Contract
Purpose of contract	General and Orthodontic
Contract start date	01/10/2013
Contract end date	

18/19 Contracted general activity (UDA)	773
Carry forward general activity (UDA)	0
18/19 Contracted orthodontic activity (UOA)	900
Carry forward orthodontic activity (UOA)	0
Baseline contract value	£80,636.51

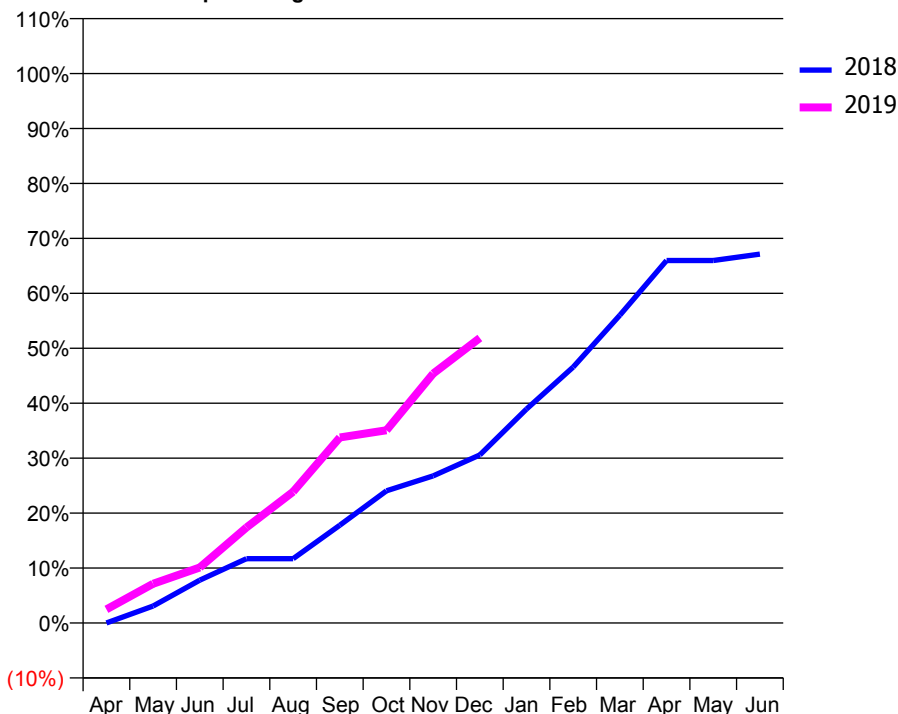
ACCESS*

Patients seen in 24 months	Total	Change since previous quarter
Quarter ending December 2017	224	
Quarter ending March 2018	216	↓
Quarter ending June 2018	224	↑
Quarter ending September 2018	239	↑
Quarter ending December 2018	253	↑
Variance since December 2017	12.9%	↑



ACTIVITY

Cumulative percentage of contracted UDA delivered 2018 & 2019



Adjusted Scheduled Activity (UDA)

Month	2018	2019
April	0	19
May	24	55
June	60	78
July	91	134
August	91	185
September	138	261
October	186	271
November	207	351
December	236	401
January	301	
February	360	
March	433	
April	510	
May	510	
June	519	

QUALITY

	Quantity	Base Number	Contract	AT	Region	England
% of FP17s for the same patient ID Re-attending within 3 months - Children	9	257	3.5%	9.9%	11.6%	11.8%
% of FP17s for the same patient ID Re-attending within 3 months - Adults	23	142	16.2%	14.7%	15.1%	15.6%
% of FP17s for the same patient ID Re-attending between 3 & 9 months - Children	58	257	22.6%	53.0%	59.9%	58.8%
% of FP17s for the same patient ID Re-attending between 3 & 9 months - Adults	52	142	36.6%	47.8%	52.0%	51.0%
% of FP17s for Band 1 Urgent Courses	10	218	4.6%	7.9%	8.0%	9.0%
% of FP17s Relating to Free Repair or Replacements	0	218	0.0%	0.7%	0.8%	0.8%
% of FP17s Relating to Continuations	13	218	6.0%	0.8%	0.9%	0.9%
% of Patients satisfied with the dentistry they have received	0	0	N/A	93.3%	93.6%	93.2%
% of Patients satisfied with the time they had to wait for an appointment	0	0	N/A	90.1%	88.6%	88.3%

* This is based on patients treated on this contract for their most recent course of treatment. Figures in italics indicate the base number of FP17s or Patient Questionnaire responses are less than 100. N/A is shown where the base number of responses is less than 10 during the period. % is calculated as Quantity/Base number*100

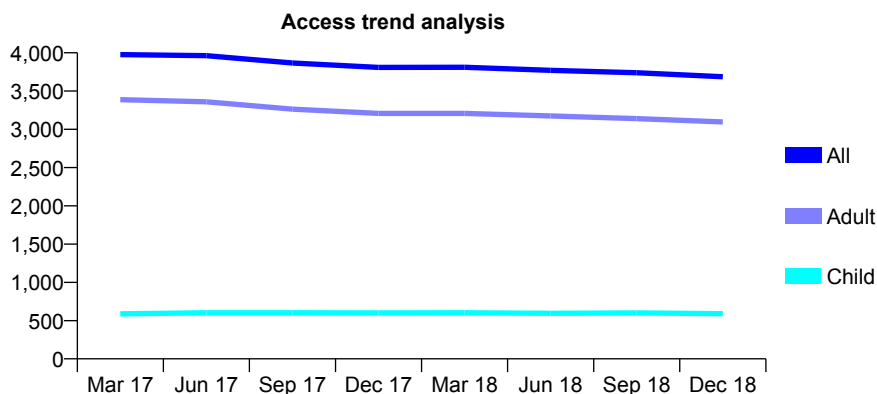
Q54 - Vital Signs At a Glance Contract Report for 149012/0001 - December 2018

Name or company name	Castle View Dental Practice Limited
Contract type name	GDS Contract
Purpose of contract	General
Contract start date	01/01/2007
Contract end date	

18/19 Contracted general activity (UDA)	12,928
Carry forward general activity (UDA)	281
18/19 Contracted orthodontic activity (UOA)	0
Carry forward orthodontic activity (UOA)	0
Baseline contract value	£377,871.84

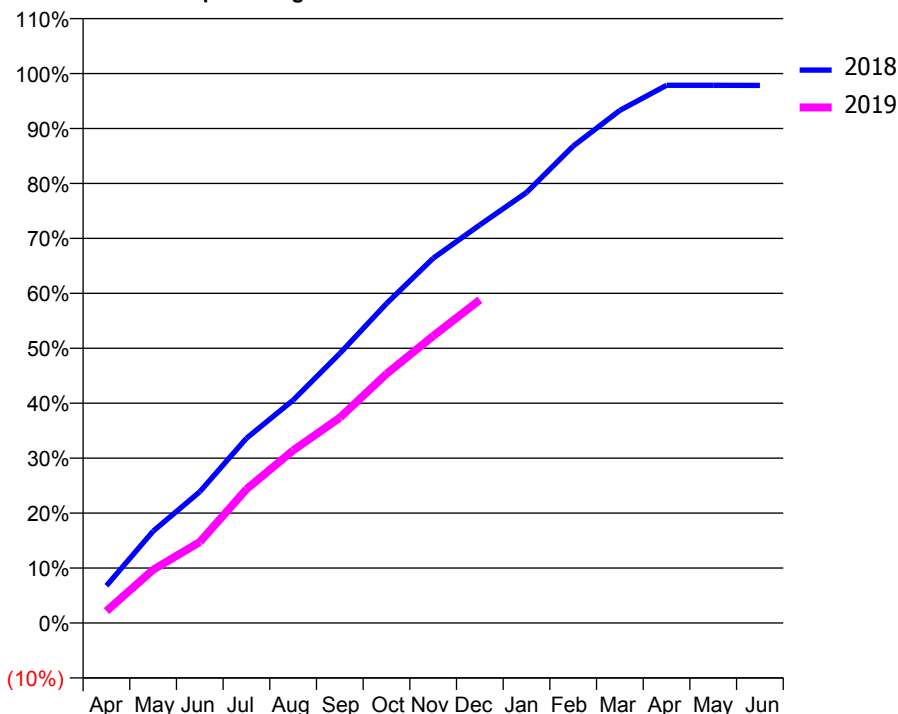
ACCESS*

Patients seen in 24 months	Total	Change since previous quarter
Quarter ending December 2017	3,809	
Quarter ending March 2018	3,811	→
Quarter ending June 2018	3,770	↓
Quarter ending September 2018	3,740	→
Quarter ending December 2018	3,687	↓
Variance since December 2017	(3.2%)	↓



ACTIVITY

Cumulative percentage of contracted UDA delivered 2018 & 2019



Adjusted Scheduled Activity (UDA)

Month	2018	2019
April	877	282
May	2,161	1,254
June	3,090	1,905
July	4,347	3,149
August	5,245	4,063
September	6,342	4,830
October	7,514	5,861
November	8,581	6,751
December	9,366	7,602
January	10,130	
February	11,220	
March	12,060	
April	12,651	
May	12,651	
June	12,646	

QUALITY

	Quantity	Base Number	Contract	AT	Region	England
% of FP17s for the same patient ID Re-attending within 3 months - Children	27	657	4.1%	9.9%	11.6%	11.8%
% of FP17s for the same patient ID Re-attending within 3 months - Adults	351	3,403	10.3%	14.7%	15.1%	15.6%
% of FP17s for the same patient ID Re-attending between 3 & 9 months - Children	429	657	65.3%	53.0%	59.9%	58.8%
% of FP17s for the same patient ID Re-attending between 3 & 9 months - Adults	2,179	3,403	64.0%	47.8%	52.0%	51.0%
% of FP17s for Band 1 Urgent Courses	200	3,868	5.2%	7.9%	8.0%	9.0%
% of FP17s Relating to Free Repair or Replacements	36	3,868	0.9%	0.7%	0.8%	0.8%
% of FP17s Relating to Continuations	13	3,868	0.3%	0.8%	0.9%	0.9%
% of Patients satisfied with the dentistry they have received	1	2	N/A	93.3%	93.6%	93.2%
% of Patients satisfied with the time they had to wait for an appointment	2	2	N/A	90.1%	88.6%	88.3%

* This is based on patients treated on this contract for their most recent course of treatment. Figures in italics indicate the base number of FP17s or Patient Questionnaire responses are less than 100. N/A is shown where the base number of responses is less than 10 during the period. % is calculated as Quantity/Base number*100

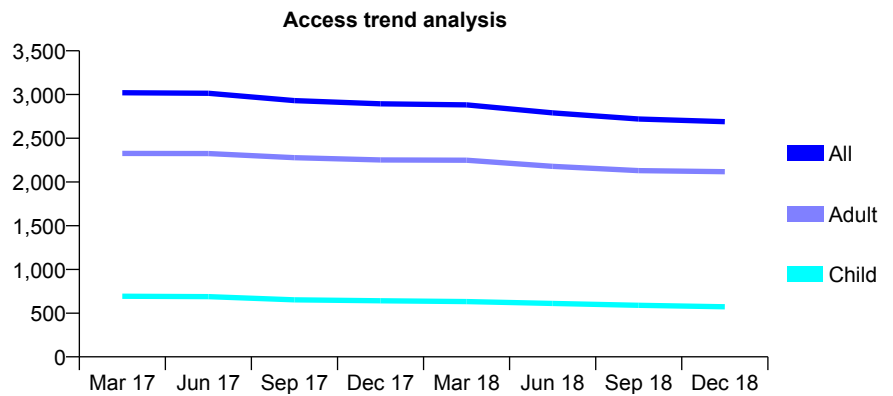
Q54 - Vital Signs At a Glance Contract Report for 150223/0001 - December 2018

Name or company name	Qamar Dental
Contract type name	GDS Contract
Purpose of contract	General
Contract start date	02/08/2013
Contract end date	

18/19 Contracted general activity (UDA)	8,026
Carry forward general activity (UDA)	0
18/19 Contracted orthodontic activity (UOA)	0
Carry forward orthodontic activity (UOA)	0
Baseline contract value	£244,083.06

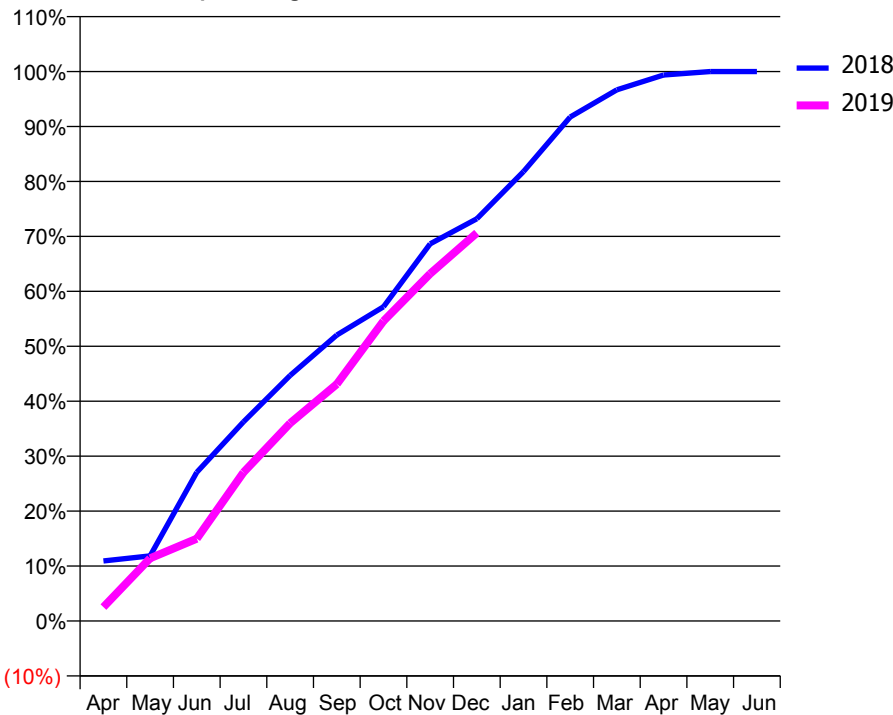
ACCESS*

Patients seen in 24 months	Total	Change since previous quarter
Quarter ending December 2017	2,894	
Quarter ending March 2018	2,881	→
Quarter ending June 2018	2,790	↓
Quarter ending September 2018	2,720	↓
Quarter ending December 2018	2,689	↓
Variance since December 2017	(7.1%)	↓



ACTIVITY

Cumulative percentage of contracted UDA delivered 2018 & 2019



Month	Adjusted Scheduled Activity (UDA)	
	2018	2019
April	877	203
May	952	917
June	2,172	1,203
July	2,909	2,171
August	3,586	2,889
September	4,177	3,459
October	4,590	4,382
November	5,509	5,073
December	5,876	5,668
January	6,564	
February	7,361	
March	7,759	
April	7,975	
May	8,026	
June	8,026	

QUALITY

	Quantity	Base Number	Contract	AT	Region	England
% of FP17s for the same patient ID Re-attending within 3 months - Children	17	475	3.6%	9.9%	11.6%	11.8%
% of FP17s for the same patient ID Re-attending within 3 months - Adults	258	1,915	13.5%	14.7%	15.1%	15.6%
% of FP17s for the same patient ID Re-attending between 3 & 9 months - Children	189	475	39.8%	53.0%	59.9%	58.8%
% of FP17s for the same patient ID Re-attending between 3 & 9 months - Adults	933	1,915	48.7%	47.8%	52.0%	51.0%
% of FP17s for Band 1 Urgent Courses	212	2,286	9.3%	7.9%	8.0%	9.0%
% of FP17s Relating to Free Repair or Replacements	13	2,286	0.6%	0.7%	0.8%	0.8%
% of FP17s Relating to Continuations	6	2,286	0.3%	0.8%	0.9%	0.9%
% of Patients satisfied with the dentistry they have received	0	0	N/A	93.3%	93.6%	93.2%
% of Patients satisfied with the time they had to wait for an appointment	0	0	N/A	90.1%	88.6%	88.3%

* This is based on patients treated on this contract for their most recent course of treatment. Figures in italics indicate the base number of FP17s or Patient Questionnaire responses are less than 100. N/A is shown where the base number of responses is less than 10 during the period. % is calculated as Quantity/Base number*100

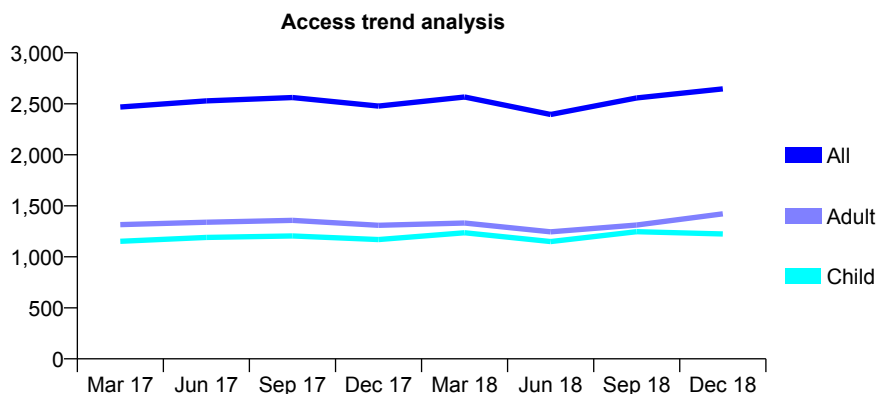
Q54 - Vital Signs At a Glance Contract Report for 150339/0001 - December 2018

Name or company name	Mr H Ahmed
Contract type name	GDS Contract
Purpose of contract	General
Contract start date	01/04/2006
Contract end date	

18/19 Contracted general activity (UDA)	10,078
Carry forward general activity (UDA)	328
18/19 Contracted orthodontic activity (UOA)	0
Carry forward orthodontic activity (UOA)	0
Baseline contract value	£255,981.92

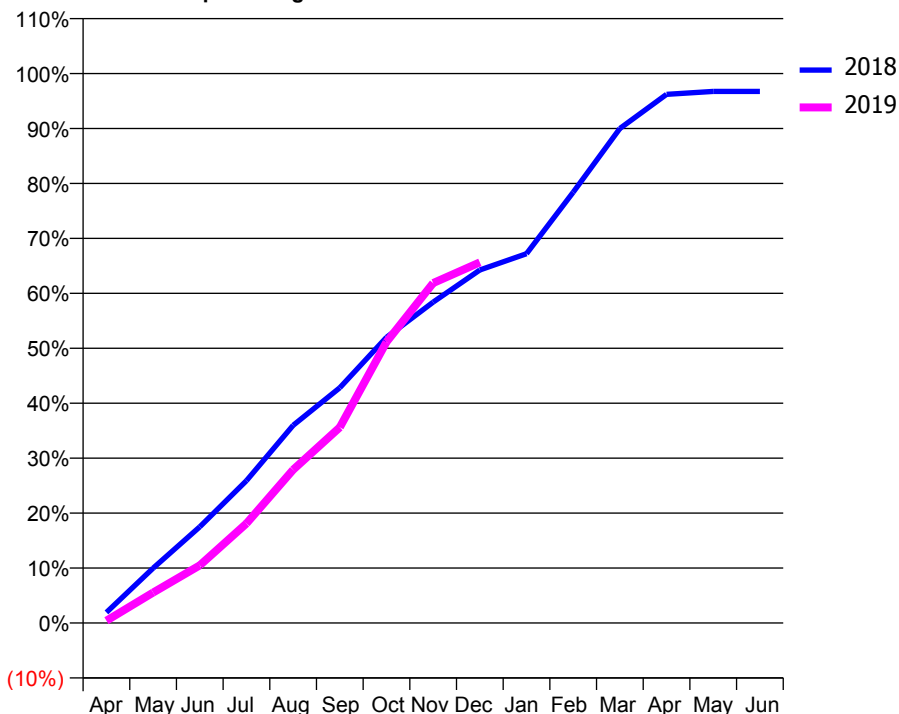
ACCESS*

Patients seen in 24 months	Total	Change since previous quarter
Quarter ending December 2017	2,478	
Quarter ending March 2018	2,567	↑
Quarter ending June 2018	2,395	↓
Quarter ending September 2018	2,558	↑
Quarter ending December 2018	2,646	↑
Variance since December 2017	6.8%	↑



ACTIVITY

Cumulative percentage of contracted UDA delivered 2018 & 2019



Month	2018	2019
April	194	43
May	1,007	559
June	1,766	1,059
July	2,612	1,825
August	3,626	2,810
September	4,316	3,589
October	5,239	5,155
November	5,886	6,234
December	6,475	6,614
January	6,773	
February	7,899	
March	9,070	
April	9,695	
May	9,750	
June	9,750	

QUALITY

	Quantity	Base Number	Contract	AT	Region	England
% of FP17s for the same patient ID Re-attending within 3 months - Children	51	932	5.5%	9.9%	11.6%	11.8%
% of FP17s for the same patient ID Re-attending within 3 months - Adults	130	1,072	12.1%	14.7%	15.1%	15.6%
% of FP17s for the same patient ID Re-attending between 3 & 9 months - Children	253	932	27.1%	53.0%	59.9%	58.8%
% of FP17s for the same patient ID Re-attending between 3 & 9 months - Adults	253	1,072	23.6%	47.8%	52.0%	51.0%
% of FP17s for Band 1 Urgent Courses	162	1,857	8.7%	7.9%	8.0%	9.0%
% of FP17s Relating to Free Repair or Replacements	5	1,857	0.3%	0.7%	0.8%	0.8%
% of FP17s Relating to Continuations	15	1,857	0.8%	0.8%	0.9%	0.9%
% of Patients satisfied with the dentistry they have received	0	1	N/A	93.3%	93.6%	93.2%
% of Patients satisfied with the time they had to wait for an appointment	0	1	N/A	90.1%	88.6%	88.3%

* This is based on patients treated on this contract for their most recent course of treatment. Figures in italics indicate the base number of FP17s or Patient Questionnaire responses are less than 100. N/A is shown where the base number of responses is less than 10 during the period. % is calculated as Quantity/Base number*100

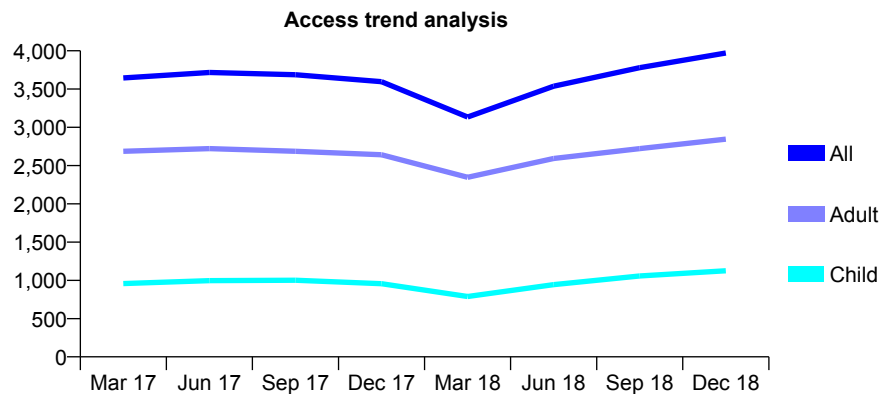
Q54 - Vital Signs At a Glance Contract Report for 150665/0001 - December 2018

Name or company name	Shaw & Jandu Dental Practice
Contract type name	GDS Contract
Purpose of contract	General and Orthodontic
Contract start date	01/04/2009
Contract end date	

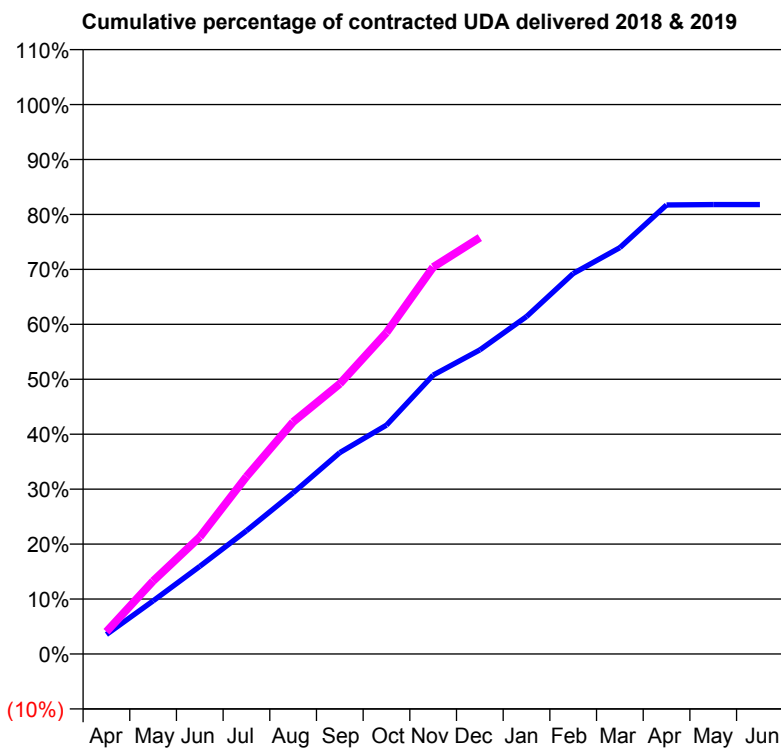
18/19 Contracted general activity (UDA)	10,110
Carry forward general activity (UDA)	0
18/19 Contracted orthodontic activity (UOA)	723
Carry forward orthodontic activity (UOA)	-14
Baseline contract value	£265,651.10

ACCESS*

Patients seen in 24 months	Total	Change since previous quarter
Quarter ending December 2017	3,597	
Quarter ending March 2018	3,135	↓
Quarter ending June 2018	3,537	↑
Quarter ending September 2018	3,779	↑
Quarter ending December 2018	3,971	↑
Variance since December 2017	10.4%	↑



ACTIVITY



Month	Adjusted Scheduled Activity (UDA)	
	2018	2019
April	359	410
May	977	1,344
June	1,612	2,153
July	2,268	3,264
August	2,964	4,269
September	3,705	4,972
October	4,212	5,914
November	5,131	7,119
December	5,596	7,661
January	6,208	
February	7,001	
March	7,477	
April	8,263	
May	8,270	
June	8,270	

QUALITY

	Quantity	Base Number	Contract	AT	Region	England
% of FP17s for the same patient ID Re-attending within 3 months - Children	117	1,472	7.9%	9.9%	11.6%	11.8%
% of FP17s for the same patient ID Re-attending within 3 months - Adults	358	3,452	10.4%	14.7%	15.1%	15.6%
% of FP17s for the same patient ID Re-attending between 3 & 9 months - Children	567	1,472	38.5%	53.0%	59.9%	58.8%
% of FP17s for the same patient ID Re-attending between 3 & 9 months - Adults	1,510	3,452	43.7%	47.8%	52.0%	51.0%
% of FP17s for Band 1 Urgent Courses	306	4,535	6.7%	7.9%	8.0%	9.0%
% of FP17s Relating to Free Repair or Replacements	24	4,535	0.5%	0.7%	0.8%	0.8%
% of FP17s Relating to Continuations	12	4,535	0.3%	0.8%	0.9%	0.9%
% of Patients satisfied with the dentistry they have received	2	2	N/A	93.3%	93.6%	93.2%
% of Patients satisfied with the time they had to wait for an appointment	2	2	N/A	90.1%	88.6%	88.3%

* This is based on patients treated on this contract for their most recent course of treatment. Figures in italics indicate the base number of FP17s or Patient Questionnaire responses are less than 100. N/A is shown where the base number of responses is less than 10 during the period. % is calculated as Quantity/Base number*100

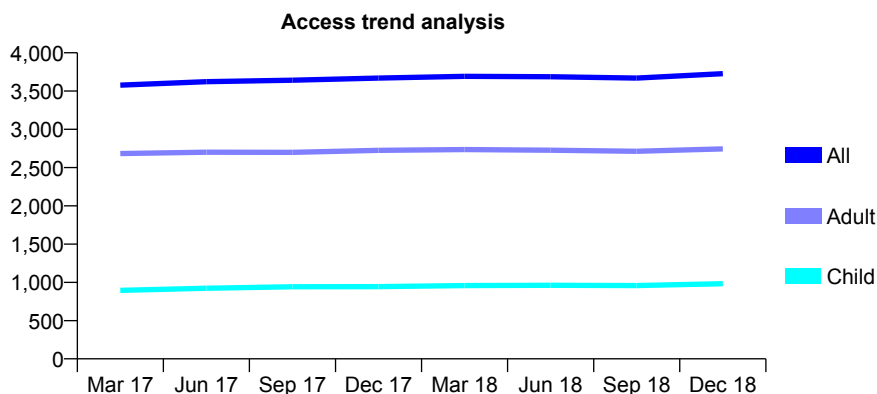
Q54 - Vital Signs At a Glance Contract Report for 151351/0001 - December 2018

Name or company name	Dr N Hayre and Dr AP Najran
Contract type name	GDS Contract
Purpose of contract	General
Contract start date	01/10/2011
Contract end date	

18/19 Contracted general activity (UDA)	11,705
Carry forward general activity (UDA)	-154
18/19 Contracted orthodontic activity (UOA)	0
Carry forward orthodontic activity (UOA)	0
Baseline contract value	£260,226.64

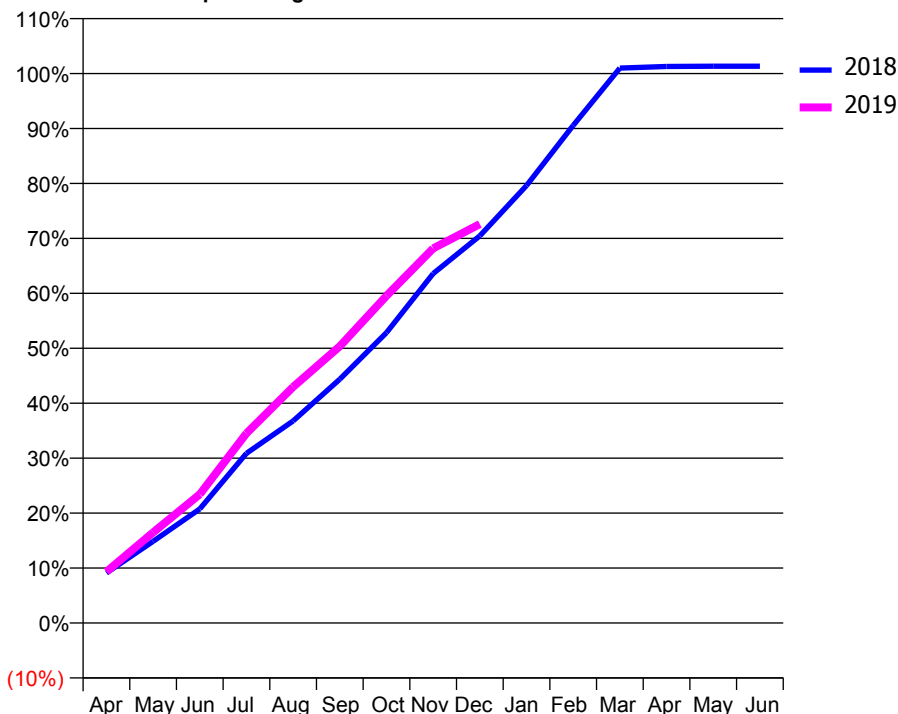
ACCESS*

Patients seen in 24 months	Total	Change since previous quarter
Quarter ending December 2017	3,669	
Quarter ending March 2018	3,693	→
Quarter ending June 2018	3,688	→
Quarter ending September 2018	3,670	→
Quarter ending December 2018	3,727	→
Variance since December 2017	1.6%	→



ACTIVITY

Cumulative percentage of contracted UDA delivered 2018 & 2019



Month	Adjusted Scheduled Activity (UDA)	
	2018	2019
April	1,068	1,092
May	1,739	1,931
June	2,429	2,743
July	3,615	4,041
August	4,304	5,029
September	5,193	5,896
October	6,186	6,969
November	7,444	7,980
December	8,248	8,499
January	9,319	
February	10,599	
March	11,821	
April	11,856	
May	11,859	
June	11,859	

QUALITY

	Quantity	Base Number	Contract	AT	Region	England
% of FP17s for the same patient ID Re-attending within 3 months - Children	77	1,163	6.6%	9.9%	11.6%	11.8%
% of FP17s for the same patient ID Re-attending within 3 months - Adults	342	2,958	11.6%	14.7%	15.1%	15.6%
% of FP17s for the same patient ID Re-attending between 3 & 9 months - Children	807	1,163	69.4%	53.0%	59.9%	58.8%
% of FP17s for the same patient ID Re-attending between 3 & 9 months - Adults	1,947	2,958	65.8%	47.8%	52.0%	51.0%
% of FP17s for Band 1 Urgent Courses	197	4,107	4.8%	7.9%	8.0%	9.0%
% of FP17s Relating to Free Repair or Replacements	33	4,107	0.8%	0.7%	0.8%	0.8%
% of FP17s Relating to Continuations	11	4,107	0.3%	0.8%	0.9%	0.9%
% of Patients satisfied with the dentistry they have received	0	0	N/A	93.3%	93.6%	93.2%
% of Patients satisfied with the time they had to wait for an appointment	0	0	N/A	90.1%	88.6%	88.3%

* This is based on patients treated on this contract for their most recent course of treatment. Figures in italics indicate the base number of FP17s or Patient Questionnaire responses are less than 100. N/A is shown where the base number of responses is less than 10 during the period. % is calculated as Quantity/Base number*100

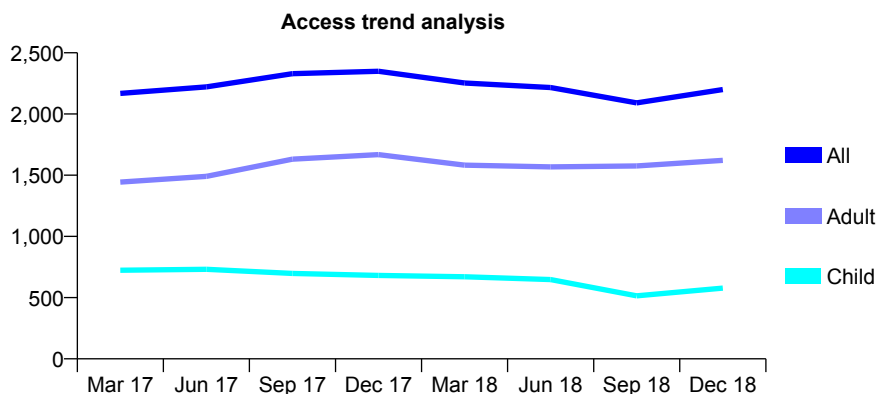
Q54 - Vital Signs At a Glance Contract Report for 154873/0001 - December 2018

Name or company name	Dental Clinique Ltd
Contract type name	GDS Contract
Purpose of contract	General
Contract start date	01/04/2011
Contract end date	

18/19 Contracted general activity (UDA)	6,928
Carry forward general activity (UDA)	-103
18/19 Contracted orthodontic activity (UOA)	0
Carry forward orthodontic activity (UOA)	0
Baseline contract value	£199,078.59

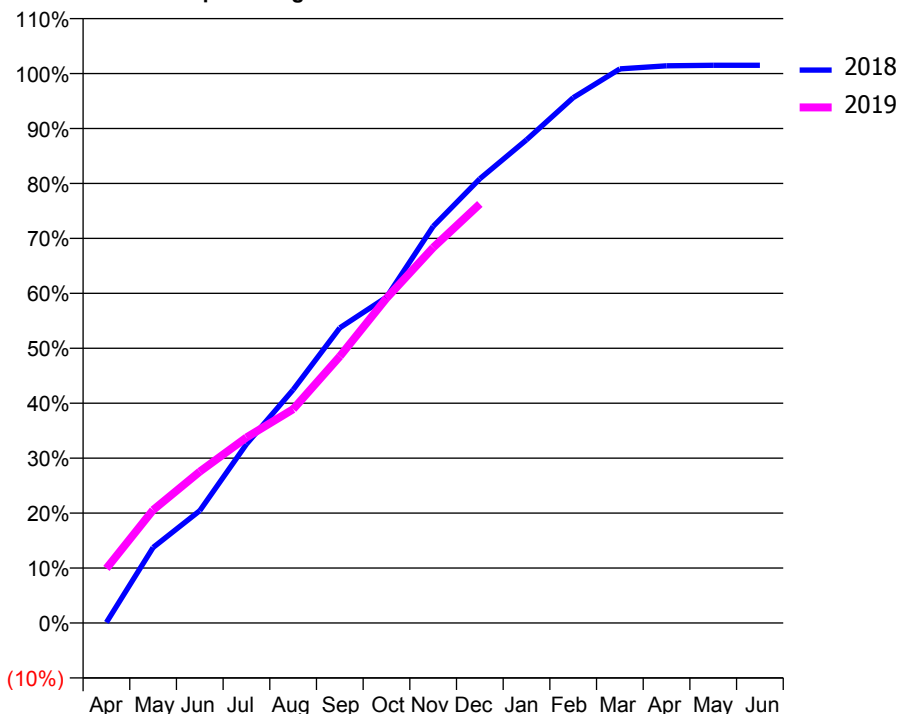
ACCESS*

Patients seen in 24 months	Total	Change since previous quarter
Quarter ending December 2017	2,349	
Quarter ending March 2018	2,253	↓
Quarter ending June 2018	2,216	↓
Quarter ending September 2018	2,091	↓
Quarter ending December 2018	2,200	↑
Variance since December 2017	(6.3%)	↓



ACTIVITY

Cumulative percentage of contracted UDA delivered 2018 & 2019



Adjusted Scheduled Activity (UDA)		
Month	2018	2019
April	7	688
May	952	1,425
June	1,416	1,909
July	2,255	2,340
August	2,942	2,696
September	3,721	3,362
October	4,108	4,094
November	5,002	4,734
December	5,601	5,284
January	6,091	
February	6,623	
March	6,986	
April	7,024	
May	7,031	
June	7,031	

QUALITY

	Quantity	Base Number	Contract	AT	Region	England
% of FP17s for the same patient ID Re-attending within 3 months - Children	44	632	7.0%	9.9%	11.6%	11.8%
% of FP17s for the same patient ID Re-attending within 3 months - Adults	141	1,469	9.6%	14.7%	15.1%	15.6%
% of FP17s for the same patient ID Re-attending between 3 & 9 months - Children	297	632	47.0%	53.0%	59.9%	58.8%
% of FP17s for the same patient ID Re-attending between 3 & 9 months - Adults	586	1,469	39.9%	47.8%	52.0%	51.0%
% of FP17s for Band 1 Urgent Courses	123	2,069	5.9%	7.9%	8.0%	9.0%
% of FP17s Relating to Free Repair or Replacements	12	2,069	0.6%	0.7%	0.8%	0.8%
% of FP17s Relating to Continuations	13	2,069	0.6%	0.8%	0.9%	0.9%
% of Patients satisfied with the dentistry they have received	0	0	N/A	93.3%	93.6%	93.2%
% of Patients satisfied with the time they had to wait for an appointment	0	0	N/A	90.1%	88.6%	88.3%

* This is based on patients treated on this contract for their most recent course of treatment. Figures in italics indicate the base number of FP17s or Patient Questionnaire responses are less than 100. N/A is shown where the base number of responses is less than 10 during the period. % is calculated as Quantity/Base number*100

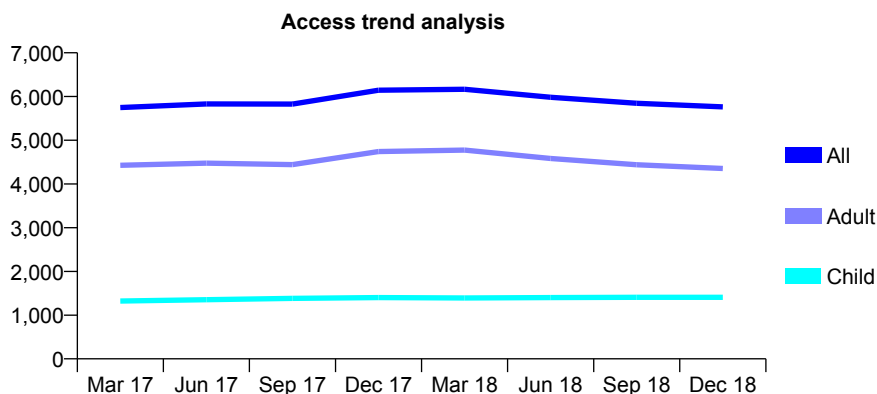
Q54 - Vital Signs At a Glance Contract Report for 155861/0001 - December 2018

Name or company name	Bilston Dental Surgery
Contract type name	GDS Contract
Purpose of contract	General and Orthodontic
Contract start date	25/02/2011
Contract end date	

18/19 Contracted general activity (UDA)	16,221
Carry forward general activity (UDA)	209
18/19 Contracted orthodontic activity (UOA)	554
Carry forward orthodontic activity (UOA)	-18
Baseline contract value	£389,912.62

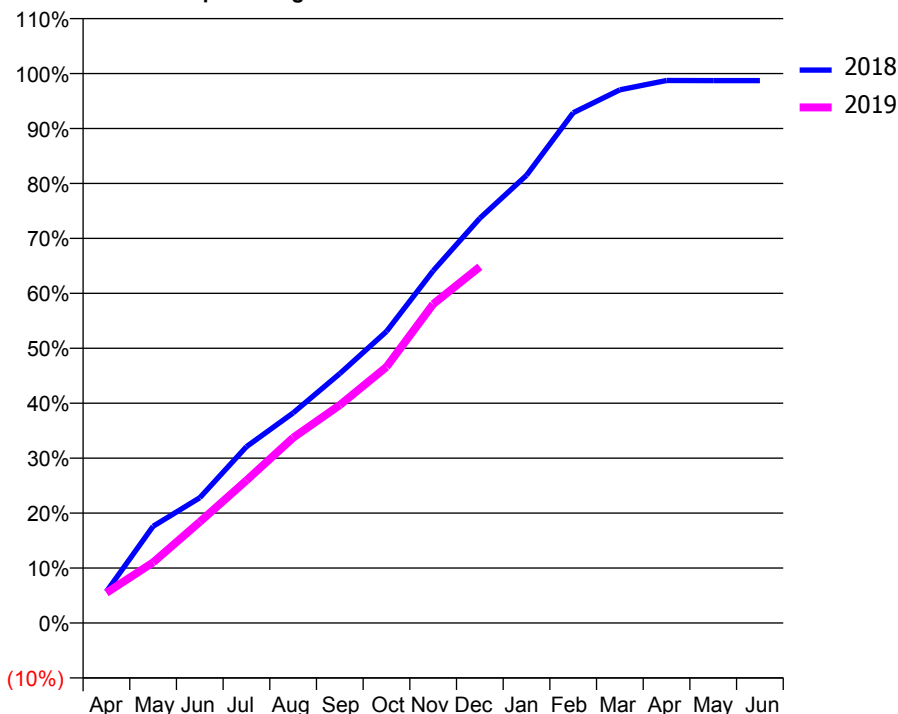
ACCESS*

Patients seen in 24 months	Total	Change since previous quarter
Quarter ending December 2017	6,144	
Quarter ending March 2018	6,166	→
Quarter ending June 2018	5,982	↓
Quarter ending September 2018	5,846	↓
Quarter ending December 2018	5,763	↓
Variance since December 2017	(6.2%)	↓



ACTIVITY

Cumulative percentage of contracted UDA delivered 2018 & 2019



Adjusted Scheduled Activity (UDA)		
Month	2018	2019
April	929	893
May	2,856	1,789
June	3,697	2,986
July	5,206	4,209
August	6,200	5,470
September	7,364	6,436
October	8,608	7,561
November	10,399	9,413
December	11,947	10,517
January	13,217	
February	15,063	
March	15,739	
April	16,014	
May	16,011	
June	16,012	

QUALITY

	Quantity	Base Number	Contract	AT	Region	England
% of FP17s for the same patient ID Re-attending within 3 months - Children	191	1,609	11.9%	9.9%	11.6%	11.8%
% of FP17s for the same patient ID Re-attending within 3 months - Adults	274	2,915	9.4%	14.7%	15.1%	15.6%
% of FP17s for the same patient ID Re-attending between 3 & 9 months - Children	859	1,609	53.4%	53.0%	59.9%	58.8%
% of FP17s for the same patient ID Re-attending between 3 & 9 months - Adults	972	2,915	33.3%	47.8%	52.0%	51.0%
% of FP17s for Band 1 Urgent Courses	191	4,333	4.4%	7.9%	8.0%	9.0%
% of FP17s Relating to Free Repair or Replacements	3	4,333	0.1%	0.7%	0.8%	0.8%
% of FP17s Relating to Continuations	1	4,333	0.0%	0.8%	0.9%	0.9%
% of Patients satisfied with the dentistry they have received	4	4	N/A	93.3%	93.6%	93.2%
% of Patients satisfied with the time they had to wait for an appointment	4	4	N/A	90.1%	88.6%	88.3%

* This is based on patients treated on this contract for their most recent course of treatment. Figures in italics indicate the base number of FP17s or Patient Questionnaire responses are less than 100. N/A is shown where the base number of responses is less than 10 during the period. % is calculated as Quantity/Base number*100

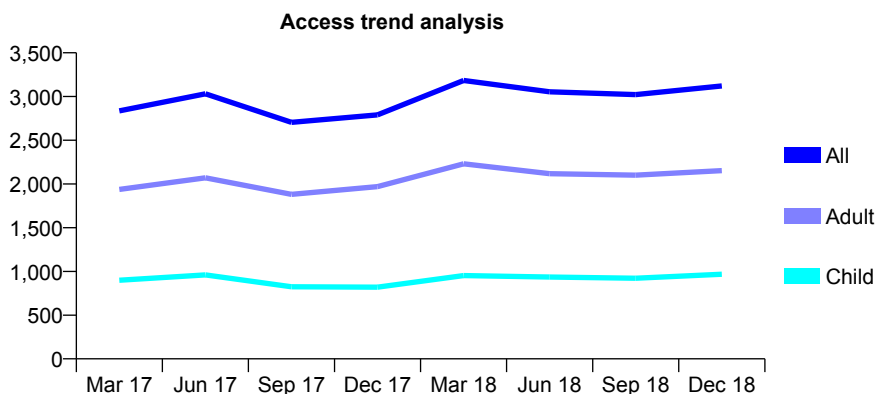
Q54 - Vital Signs At a Glance Contract Report for 157422/0001 - December 2018

Name or company name	Priory Dental Practice
Contract type name	GDS Contract
Purpose of contract	General
Contract start date	01/03/2009
Contract end date	

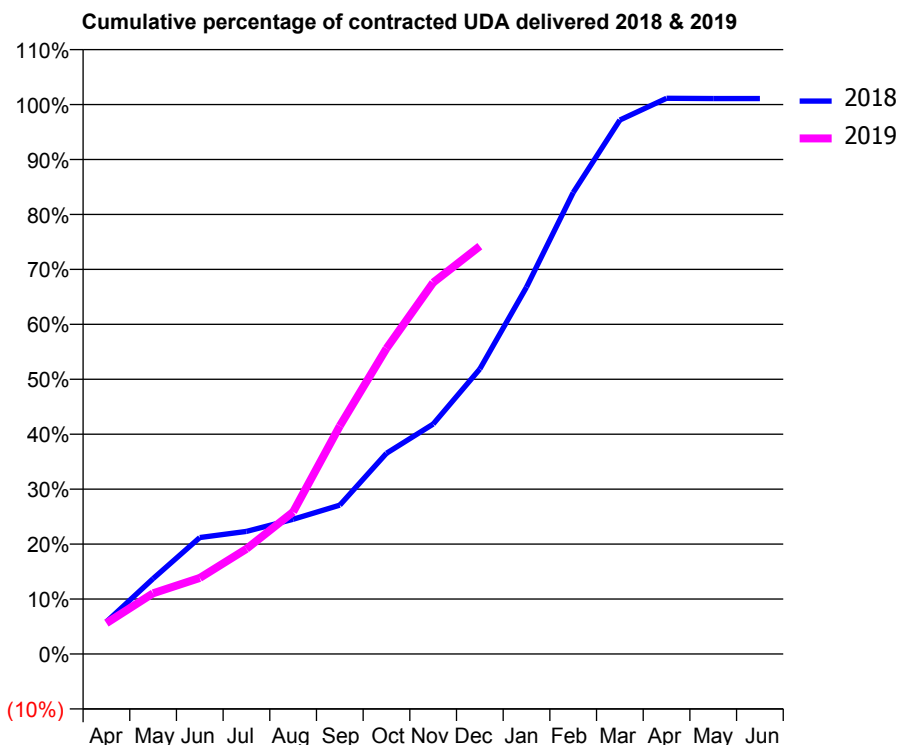
18/19 Contracted general activity (UDA)	5,749
Carry forward general activity (UDA)	-62
18/19 Contracted orthodontic activity (UOA)	0
Carry forward orthodontic activity (UOA)	0
Baseline contract value	£156,603.98

ACCESS*

Patients seen in 24 months	Total	Change since previous quarter
Quarter ending December 2017	2,790	
Quarter ending March 2018	3,183	↑
Quarter ending June 2018	3,054	↓
Quarter ending September 2018	3,022	↓
Quarter ending December 2018	3,121	↑
Variance since December 2017	11.9%	↑



ACTIVITY



Month	Adjusted Scheduled Activity (UDA)	
	2018	2019
April	337	323
May	789	635
June	1,219	796
July	1,282	1,099
August	1,410	1,486
September	1,557	2,386
October	2,101	3,197
November	2,406	3,886
December	2,981	4,266
January	3,839	
February	4,827	
March	5,586	
April	5,814	
May	5,811	
June	5,812	

QUALITY

	Quantity	Base Number	Contract	AT	Region	England
% of FP17s for the same patient ID Re-attending within 3 months - Children	46	1,069	4.3%	9.9%	11.6%	11.8%
% of FP17s for the same patient ID Re-attending within 3 months - Adults	149	1,475	10.1%	14.7%	15.1%	15.6%
% of FP17s for the same patient ID Re-attending between 3 & 9 months - Children	526	1,069	49.2%	53.0%	59.9%	58.8%
% of FP17s for the same patient ID Re-attending between 3 & 9 months - Adults	586	1,475	39.7%	47.8%	52.0%	51.0%
% of FP17s for Band 1 Urgent Courses	132	2,087	6.3%	7.9%	8.0%	9.0%
% of FP17s Relating to Free Repair or Replacements	16	2,087	0.8%	0.7%	0.8%	0.8%
% of FP17s Relating to Continuations	5	2,087	0.2%	0.8%	0.9%	0.9%
% of Patients satisfied with the dentistry they have received	1	1	N/A	93.3%	93.6%	93.2%
% of Patients satisfied with the time they had to wait for an appointment	1	1	N/A	90.1%	88.6%	88.3%

* This is based on patients treated on this contract for their most recent course of treatment. Figures in italics indicate the base number of FP17s or Patient Questionnaire responses are less than 100. N/A is shown where the base number of responses is less than 10 during the period. % is calculated as Quantity/Base number*100

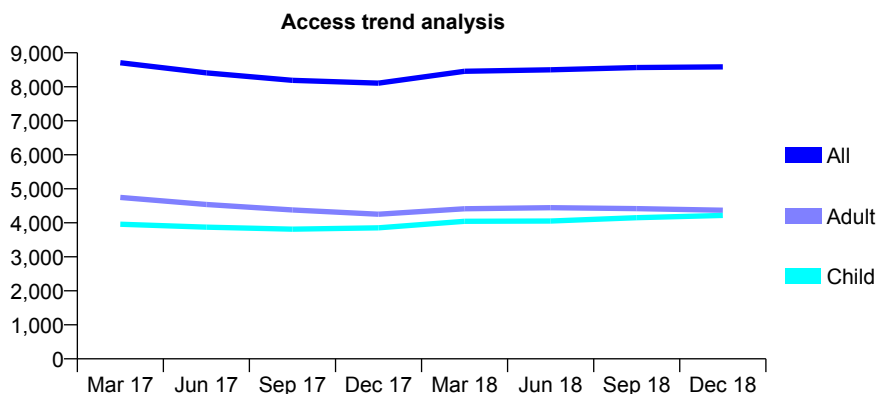
Q54 - Vital Signs At a Glance Contract Report for 158054/0001 - December 2018

Name or company name	Ward End Dental Practice Partnership
Contract type name	GDS Contract
Purpose of contract	General
Contract start date	01/04/2007
Contract end date	

18/19 Contracted general activity (UDA)	23,513
Carry forward general activity (UDA)	-157
18/19 Contracted orthodontic activity (UOA)	0
Carry forward orthodontic activity (UOA)	0
Baseline contract value	£510,560.45

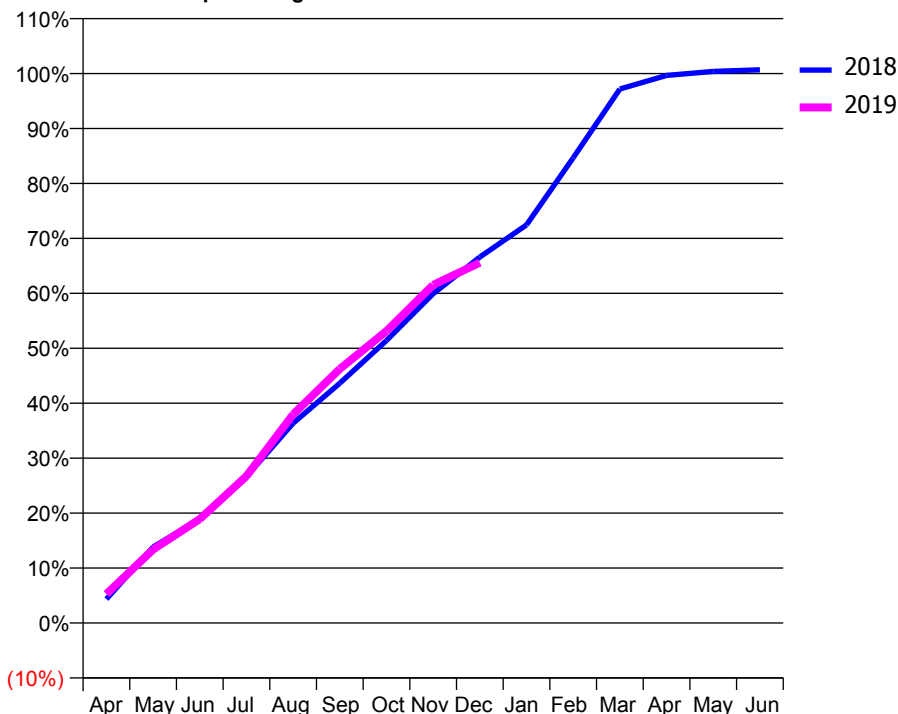
ACCESS*

Patients seen in 24 months	Total	Change since previous quarter
Quarter ending December 2017	8,106	
Quarter ending March 2018	8,458	↑
Quarter ending June 2018	8,499	→
Quarter ending September 2018	8,568	→
Quarter ending December 2018	8,588	→
Variance since December 2017	5.9%	↑



ACTIVITY

Cumulative percentage of contracted UDA delivered 2018 & 2019



Month	Adjusted Scheduled Activity (UDA)	
	2018	2019
April	1,026	1,239
May	3,257	3,149
June	4,449	4,450
July	6,262	6,287
August	8,553	8,926
September	10,259	10,870
October	12,088	12,494
November	14,093	14,465
December	15,660	15,418
January	17,037	
February	19,906	
March	22,848	
April	23,430	
May	23,605	
June	23,671	

QUALITY

	Quantity	Base Number	Contract	AT	Region	England
% of FP17s for the same patient ID Re-attending within 3 months - Children	195	3,535	5.5%	9.9%	11.6%	11.8%
% of FP17s for the same patient ID Re-attending within 3 months - Adults	535	3,312	16.2%	14.7%	15.1%	15.6%
% of FP17s for the same patient ID Re-attending between 3 & 9 months - Children	1,739	3,535	49.2%	53.0%	59.9%	58.8%
% of FP17s for the same patient ID Re-attending between 3 & 9 months - Adults	1,290	3,312	38.9%	47.8%	52.0%	51.0%
% of FP17s for Band 1 Urgent Courses	1,096	6,532	16.8%	7.9%	8.0%	9.0%
% of FP17s Relating to Free Repair or Replacements	4	6,532	0.1%	0.7%	0.8%	0.8%
% of FP17s Relating to Continuations	43	6,532	0.7%	0.8%	0.9%	0.9%
% of Patients satisfied with the dentistry they have received	1	1	N/A	93.3%	93.6%	93.2%
% of Patients satisfied with the time they had to wait for an appointment	1	1	N/A	90.1%	88.6%	88.3%

* This is based on patients treated on this contract for their most recent course of treatment. Figures in italics indicate the base number of FP17s or Patient Questionnaire responses are less than 100. N/A is shown where the base number of responses is less than 10 during the period. % is calculated as Quantity/Base number*100

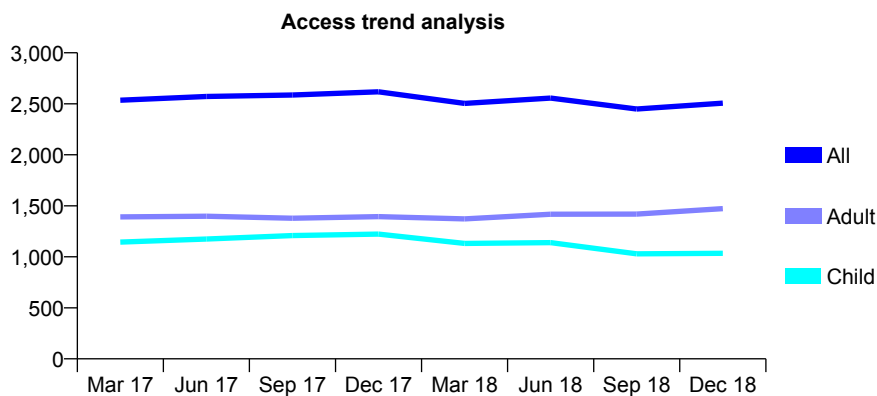
Q54 - Vital Signs At a Glance Contract Report for 158119/0001 - December 2018

Name or company name	Mr H Ahmed
Contract type name	GDS Contract
Purpose of contract	General
Contract start date	01/04/2006
Contract end date	

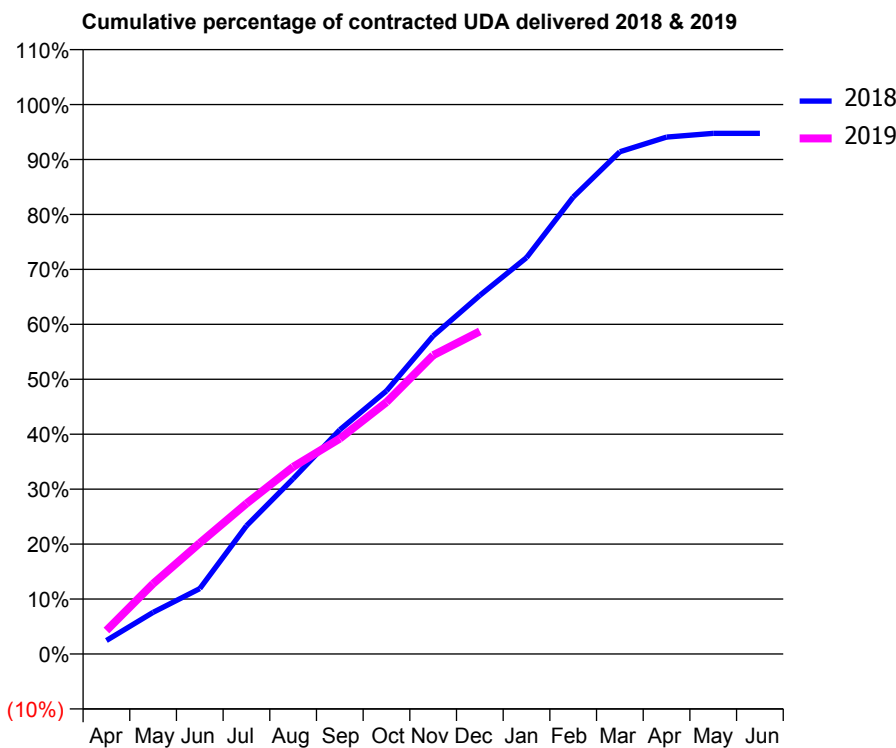
18/19 Contracted general activity (UDA)	11,721
Carry forward general activity (UDA)	0
18/19 Contracted orthodontic activity (UOA)	0
Carry forward orthodontic activity (UOA)	0
Baseline contract value	£292,245.94

ACCESS*

Patients seen in 24 months	Total	Change since previous quarter
Quarter ending December 2017	2,617	
Quarter ending March 2018	2,504	↓
Quarter ending June 2018	2,556	↑
Quarter ending September 2018	2,449	↓
Quarter ending December 2018	2,507	↑
Variance since December 2017	(4.2%)	↓



ACTIVITY



Month	2018	2019
April	288	501
May	888	1,502
June	1,396	2,367
July	2,734	3,211
August	3,738	3,993
September	4,782	4,594
October	5,613	5,371
November	6,785	6,372
December	7,650	6,881
January	8,455	
February	9,747	
March	10,714	
April	11,027	
May	11,107	
June	11,107	

QUALITY

	Quantity	Base Number	Contract	AT	Region	England
% of FP17s for the same patient ID Re-attending within 3 months - Children	36	744	4.8%	9.9%	11.6%	11.8%
% of FP17s for the same patient ID Re-attending within 3 months - Adults	176	1,195	14.7%	14.7%	15.1%	15.6%
% of FP17s for the same patient ID Re-attending between 3 & 9 months - Children	251	744	33.7%	53.0%	59.9%	58.8%
% of FP17s for the same patient ID Re-attending between 3 & 9 months - Adults	327	1,195	27.4%	47.8%	52.0%	51.0%
% of FP17s for Band 1 Urgent Courses	202	1,827	11.1%	7.9%	8.0%	9.0%
% of FP17s Relating to Free Repair or Replacements	1	1,827	0.1%	0.7%	0.8%	0.8%
% of FP17s Relating to Continuations	21	1,827	1.1%	0.8%	0.9%	0.9%
% of Patients satisfied with the dentistry they have received	1	1	N/A	93.3%	93.6%	93.2%
% of Patients satisfied with the time they had to wait for an appointment	1	1	N/A	90.1%	88.6%	88.3%

* This is based on patients treated on this contract for their most recent course of treatment. Figures in italics indicate the base number of FP17s or Patient Questionnaire responses are less than 100. N/A is shown where the base number of responses is less than 10 during the period. % is calculated as Quantity/Base number*100

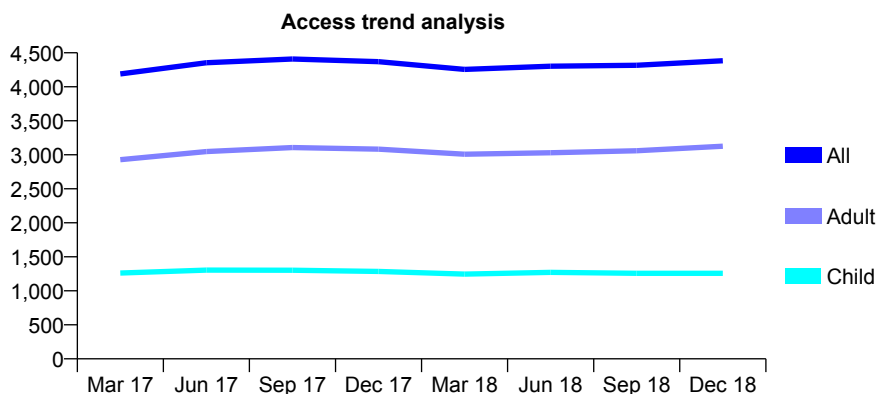
Q54 - Vital Signs At a Glance Contract Report for 159948/0001 - December 2018

Name or company name	Grove Lane Dental Surgery
Contract type name	GDS Contract
Purpose of contract	General
Contract start date	21/02/2011
Contract end date	

18/19 Contracted general activity (UDA)	13,862
Carry forward general activity (UDA)	-48
18/19 Contracted orthodontic activity (UOA)	0
Carry forward orthodontic activity (UOA)	0
Baseline contract value	£344,815.31

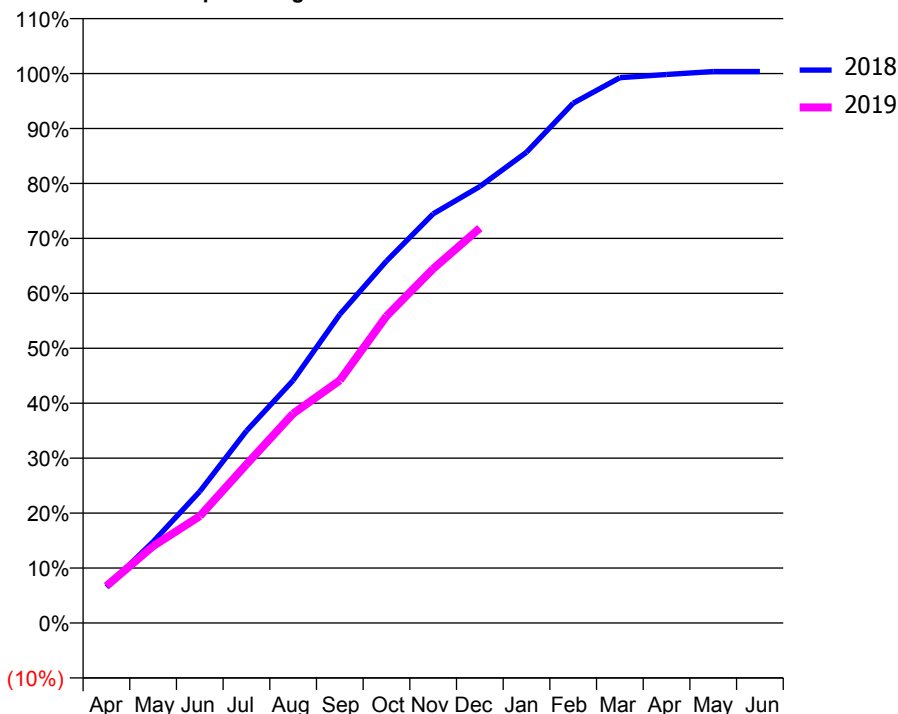
ACCESS*

Patients seen in 24 months	Total	Change since previous quarter
Quarter ending December 2017	4,370	
Quarter ending March 2018	4,255	↓
Quarter ending June 2018	4,302	→
Quarter ending September 2018	4,317	→
Quarter ending December 2018	4,383	→
Variance since December 2017	0.3%	→



ACTIVITY

Cumulative percentage of contracted UDA delivered 2018 & 2019



Adjusted Scheduled Activity (UDA)

Month	2018	2019
April	905	935
May	2,051	1,939
June	3,319	2,696
July	4,844	4,002
August	6,119	5,284
September	7,785	6,121
October	9,132	7,743
November	10,323	8,936
December	11,012	9,961
January	11,875	
February	13,115	
March	13,758	
April	13,838	
May	13,911	
June	13,911	

QUALITY

	Quantity	Base Number	Contract	AT	Region	England
% of FP17s for the same patient ID Re-attending within 3 months - Children	61	911	6.7%	9.9%	11.6%	11.8%
% of FP17s for the same patient ID Re-attending within 3 months - Adults	485	2,427	20.0%	14.7%	15.1%	15.6%
% of FP17s for the same patient ID Re-attending between 3 & 9 months - Children	233	911	25.6%	53.0%	59.9%	58.8%
% of FP17s for the same patient ID Re-attending between 3 & 9 months - Adults	563	2,427	23.2%	47.8%	52.0%	51.0%
% of FP17s for Band 1 Urgent Courses	486	3,272	14.9%	7.9%	8.0%	9.0%
% of FP17s Relating to Free Repair or Replacements	8	3,272	0.2%	0.7%	0.8%	0.8%
% of FP17s Relating to Continuations	0	3,272	0.0%	0.8%	0.9%	0.9%
% of Patients satisfied with the dentistry they have received	1	1	N/A	93.3%	93.6%	93.2%
% of Patients satisfied with the time they had to wait for an appointment	1	1	N/A	90.1%	88.6%	88.3%

* This is based on patients treated on this contract for their most recent course of treatment. Figures in italics indicate the base number of FP17s or Patient Questionnaire responses are less than 100. N/A is shown where the base number of responses is less than 10 during the period. % is calculated as Quantity/Base number*100

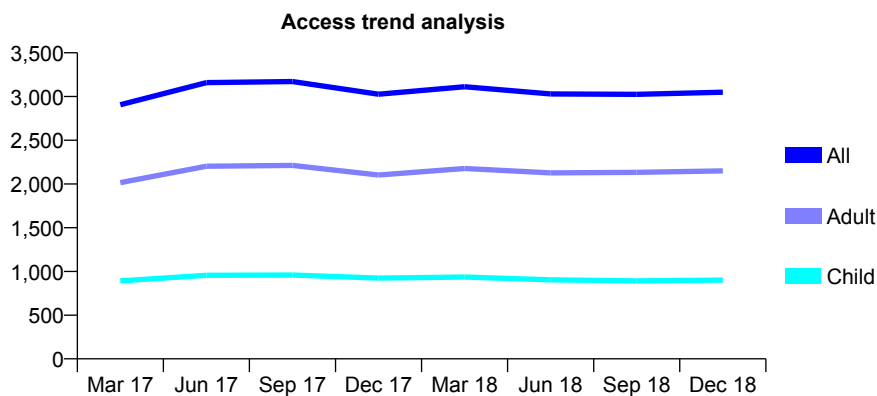
Q54 - Vital Signs At a Glance Contract Report for 160857/0001 - December 2018

Name or company name	Handsworth Dental Care
Contract type name	GDS Contract
Purpose of contract	General
Contract start date	01/09/2015
Contract end date	

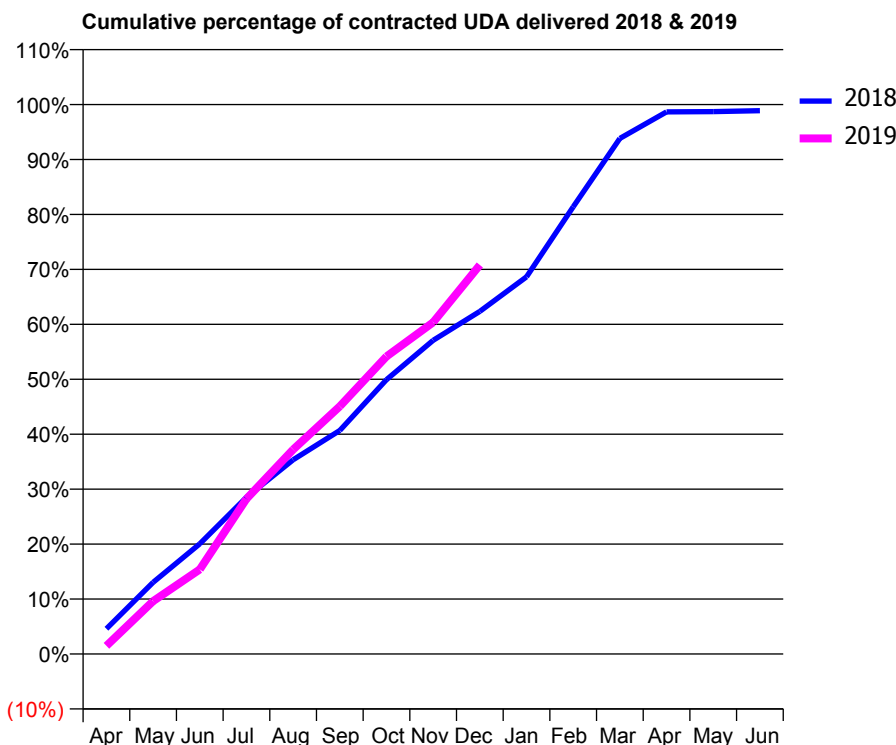
18/19 Contracted general activity (UDA)	9,200
Carry forward general activity (UDA)	273
18/19 Contracted orthodontic activity (UOA)	0
Carry forward orthodontic activity (UOA)	0
Baseline contract value	£229,081.90

ACCESS*

Patients seen in 24 months	Total	Change since previous quarter
Quarter ending December 2017	3,027	
Quarter ending March 2018	3,112	↑
Quarter ending June 2018	3,029	↓
Quarter ending September 2018	3,025	→
Quarter ending December 2018	3,050	→
Variance since December 2017	0.8%	→



ACTIVITY



Month	Adjusted Scheduled Activity (UDA)	
	2018	2019
April	423	137
May	1,199	886
June	1,844	1,417
July	2,625	2,597
August	3,253	3,423
September	3,744	4,148
October	4,593	4,981
November	5,252	5,553
December	5,738	6,513
January	6,315	
February	7,487	
March	8,632	
April	9,077	
May	9,082	
June	9,098	

QUALITY

	Quantity	Base Number	Contract	AT	Region	England
% of FP17s for the same patient ID Re-attending within 3 months - Children	46	616	7.5%	9.9%	11.6%	11.8%
% of FP17s for the same patient ID Re-attending within 3 months - Adults	165	1,436	11.5%	14.7%	15.1%	15.6%
% of FP17s for the same patient ID Re-attending between 3 & 9 months - Children	158	616	25.6%	53.0%	59.9%	58.8%
% of FP17s for the same patient ID Re-attending between 3 & 9 months - Adults	380	1,436	26.5%	47.8%	52.0%	51.0%
% of FP17s for Band 1 Urgent Courses	181	1,958	9.2%	7.9%	8.0%	9.0%
% of FP17s Relating to Free Repair or Replacements	9	1,958	0.5%	0.7%	0.8%	0.8%
% of FP17s Relating to Continuations	3	1,958	0.2%	0.8%	0.9%	0.9%
% of Patients satisfied with the dentistry they have received	0	0	N/A	93.3%	93.6%	93.2%
% of Patients satisfied with the time they had to wait for an appointment	0	0	N/A	90.1%	88.6%	88.3%

* This is based on patients treated on this contract for their most recent course of treatment. Figures in italics indicate the base number of FP17s or Patient Questionnaire responses are less than 100. N/A is shown where the base number of responses is less than 10 during the period. % is calculated as Quantity/Base number*100

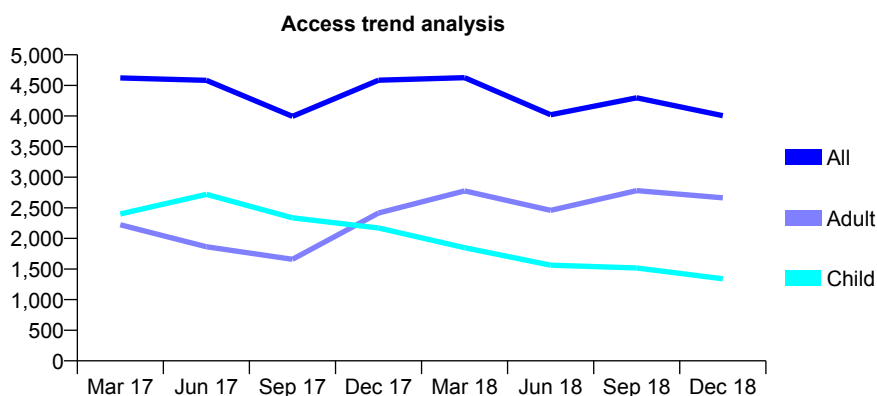
Q54 - Vital Signs At a Glance Contract Report for 161446/0001 - December 2018

Name or company name	Amit A Duggal & Gurpreet K Duggal
Contract type name	GDS Contract
Purpose of contract	General
Contract start date	01/01/2013
Contract end date	

18/19 Contracted general activity (UDA)	9,647
Carry forward general activity (UDA)	383
18/19 Contracted orthodontic activity (UOA)	0
Carry forward orthodontic activity (UOA)	0
Baseline contract value	£234,615.81

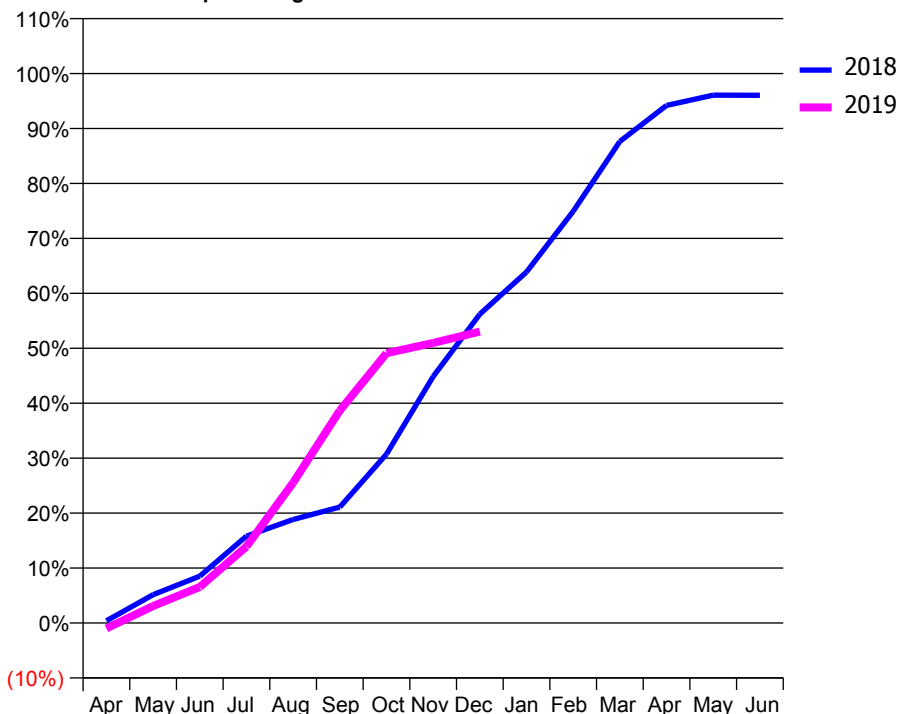
ACCESS*

Patients seen in 24 months	Total	Change since previous quarter
Quarter ending December 2017	4,585	
Quarter ending March 2018	4,626	→
Quarter ending June 2018	4,021	↓
Quarter ending September 2018	4,297	↑
Quarter ending December 2018	4,005	↓
Variance since December 2017	(12.6%)	↓



ACTIVITY

Cumulative percentage of contracted UDA delivered 2018 & 2019



Month	Adjusted Scheduled Activity (UDA)	
	2018	2019
April	39	-97
May	497	298
June	824	633
July	1,524	1,343
August	1,819	2,465
September	2,036	3,732
October	2,966	4,737
November	4,327	4,918
December	5,423	5,115
January	6,164	
February	7,229	
March	8,456	
April	9,088	
May	9,267	
June	9,264	

QUALITY

	Quantity	Base Number	Contract	AT	Region	England
% of FP17s for the same patient ID Re-attending within 3 months - Children	13	986	1.3%	9.9%	11.6%	11.8%
% of FP17s for the same patient ID Re-attending within 3 months - Adults	152	2,438	6.2%	14.7%	15.1%	15.6%
% of FP17s for the same patient ID Re-attending between 3 & 9 months - Children	351	986	35.6%	53.0%	59.9%	58.8%
% of FP17s for the same patient ID Re-attending between 3 & 9 months - Adults	868	2,438	35.6%	47.8%	52.0%	51.0%
% of FP17s for Band 1 Urgent Courses	180	3,053	5.9%	7.9%	8.0%	9.0%
% of FP17s Relating to Free Repair or Replacements	22	3,053	0.7%	0.7%	0.8%	0.8%
% of FP17s Relating to Continuations	15	3,053	0.5%	0.8%	0.9%	0.9%
% of Patients satisfied with the dentistry they have received	4	4	N/A	93.3%	93.6%	93.2%
% of Patients satisfied with the time they had to wait for an appointment	3	4	N/A	90.1%	88.6%	88.3%

* This is based on patients treated on this contract for their most recent course of treatment. Figures in italics indicate the base number of FP17s or Patient Questionnaire responses are less than 100. N/A is shown where the base number of responses is less than 10 during the period. % is calculated as Quantity/Base number*100

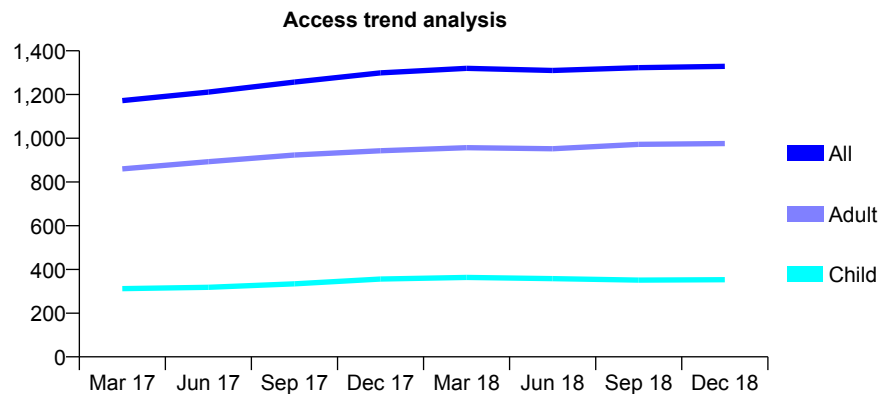
Q54 - Vital Signs At a Glance Contract Report for 162884/0001 - December 2018

Name or company name	Redhill Dental Practice
Contract type name	GDS Contract
Purpose of contract	General
Contract start date	01/02/2010
Contract end date	

18/19 Contracted general activity (UDA)	4,286
Carry forward general activity (UDA)	153
18/19 Contracted orthodontic activity (UOA)	0
Carry forward orthodontic activity (UOA)	0
Baseline contract value	£108,115.58

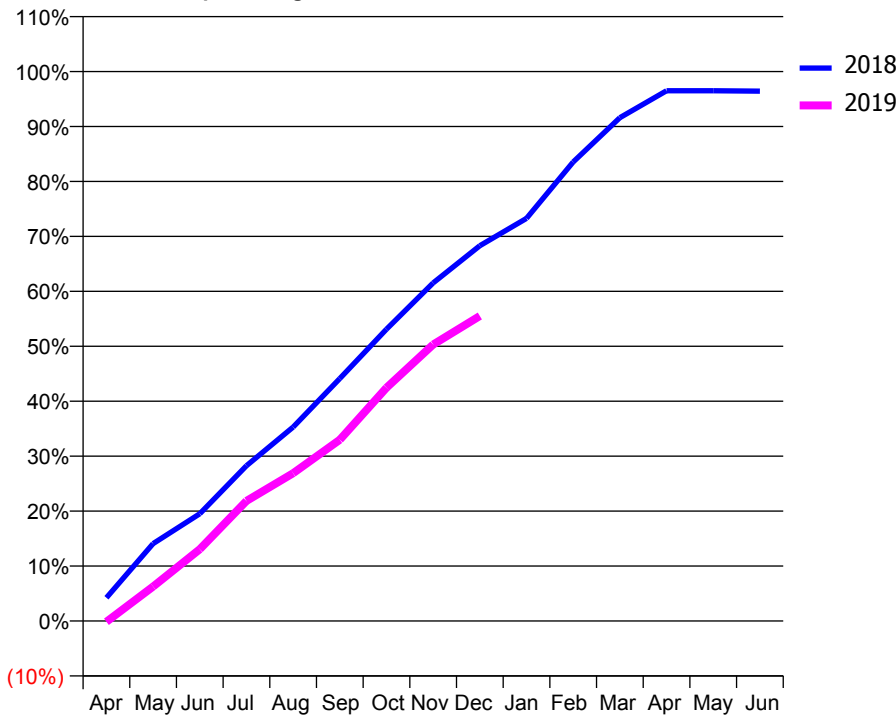
ACCESS*

Patients seen in 24 months	Total	Change since previous quarter
Quarter ending December 2017	1,299	
Quarter ending March 2018	1,320	→
Quarter ending June 2018	1,310	→
Quarter ending September 2018	1,323	→
Quarter ending December 2018	1,329	→
Variance since December 2017	2.3%	↑



ACTIVITY

Cumulative percentage of contracted UDA delivered 2018 & 2019



Month	Adjusted Scheduled Activity (UDA)	
	2018	2019
April	182	-7
May	604	269
June	837	560
July	1,211	937
August	1,513	1,153
September	1,892	1,414
October	2,277	1,820
November	2,637	2,157
December	2,927	2,380
January	3,141	
February	3,581	
March	3,926	
April	4,136	
May	4,136	
June	4,133	

QUALITY

	Quantity	Base Number	Contract	AT	Region	England
% of FP17s for the same patient ID Re-attending within 3 months - Children	10	353	2.8%	9.9%	11.6%	11.8%
% of FP17s for the same patient ID Re-attending within 3 months - Adults	56	788	7.1%	14.7%	15.1%	15.6%
% of FP17s for the same patient ID Re-attending between 3 & 9 months - Children	185	353	52.4%	53.0%	59.9%	58.8%
% of FP17s for the same patient ID Re-attending between 3 & 9 months - Adults	378	788	48.0%	47.8%	52.0%	51.0%
% of FP17s for Band 1 Urgent Courses	48	1,059	4.5%	7.9%	8.0%	9.0%
% of FP17s Relating to Free Repair or Replacements	5	1,059	0.5%	0.7%	0.8%	0.8%
% of FP17s Relating to Continuations	3	1,059	0.3%	0.8%	0.9%	0.9%
% of Patients satisfied with the dentistry they have received	0	1	N/A	93.3%	93.6%	93.2%
% of Patients satisfied with the time they had to wait for an appointment	1	1	N/A	90.1%	88.6%	88.3%

* This is based on patients treated on this contract for their most recent course of treatment. Figures in italics indicate the base number of FP17s or Patient Questionnaire responses are less than 100. N/A is shown where the base number of responses is less than 10 during the period. % is calculated as Quantity/Base number*100

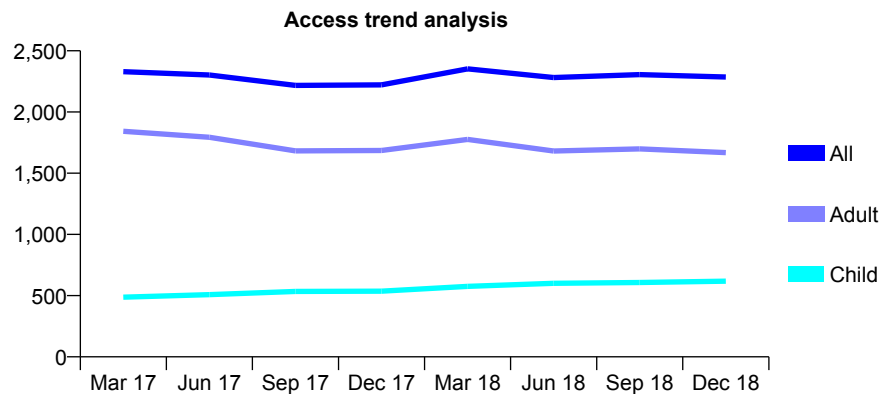
Q54 - Vital Signs At a Glance Contract Report for 163287/0001 - December 2018

Name or company name	Aesthetics Dental and Implant Surgery
Contract type name	GDS Contract
Purpose of contract	General
Contract start date	01/04/2014
Contract end date	

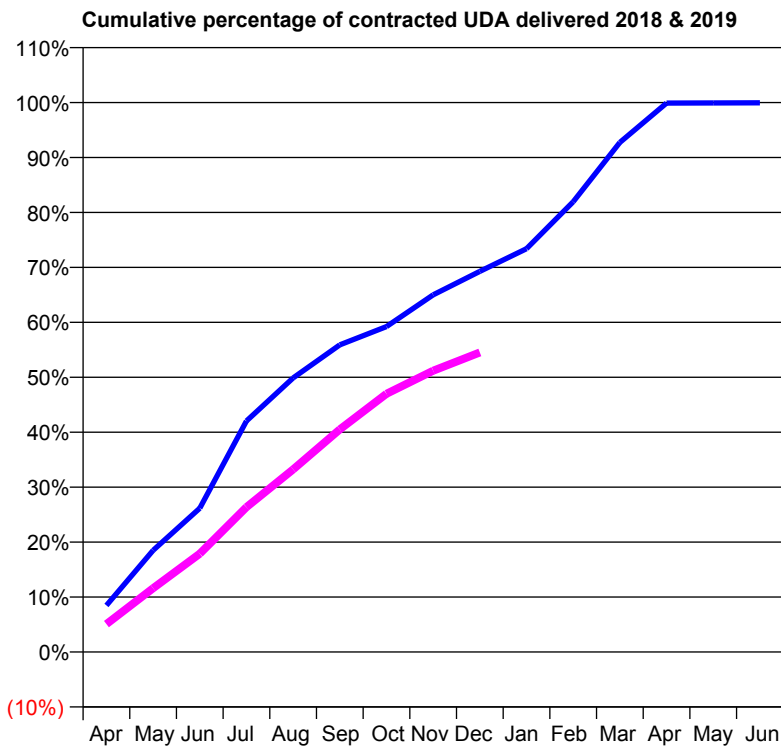
18/19 Contracted general activity (UDA)	5,794
Carry forward general activity (UDA)	3
18/19 Contracted orthodontic activity (UOA)	0
Carry forward orthodontic activity (UOA)	0
Baseline contract value	£123,718.12

ACCESS*

Patients seen in 24 months	Total	Change since previous quarter
Quarter ending December 2017	2,222	
Quarter ending March 2018	2,352	↑
Quarter ending June 2018	2,282	↓
Quarter ending September 2018	2,306	→
Quarter ending December 2018	2,286	→
Variance since December 2017	2.9%	↑



ACTIVITY



Month	Adjusted Scheduled Activity (UDA)	
	2018	2019
April	491	294
May	1,072	673
June	1,517	1,037
July	2,436	1,527
August	2,890	1,925
September	3,239	2,348
October	3,431	2,723
November	3,765	2,966
December	4,013	3,159
January	4,253	
February	4,747	
March	5,373	
April	5,788	
May	5,790	
June	5,791	

QUALITY

	Quantity	Base Number	Contract	AT	Region	England
% of FP17s for the same patient ID Re-attending within 3 months - Children	39	590	6.6%	9.9%	11.6%	11.8%
% of FP17s for the same patient ID Re-attending within 3 months - Adults	241	1,197	20.1%	14.7%	15.1%	15.6%
% of FP17s for the same patient ID Re-attending between 3 & 9 months - Children	278	590	47.1%	53.0%	59.9%	58.8%
% of FP17s for the same patient ID Re-attending between 3 & 9 months - Adults	336	1,197	28.1%	47.8%	52.0%	51.0%
% of FP17s for Band 1 Urgent Courses	167	1,458	11.5%	7.9%	8.0%	9.0%
% of FP17s Relating to Free Repair or Replacements	26	1,458	1.8%	0.7%	0.8%	0.8%
% of FP17s Relating to Continuations	21	1,458	1.4%	0.8%	0.9%	0.9%
% of Patients satisfied with the dentistry they have received	0	0	N/A	93.3%	93.6%	93.2%
% of Patients satisfied with the time they had to wait for an appointment	0	0	N/A	90.1%	88.6%	88.3%

* This is based on patients treated on this contract for their most recent course of treatment. Figures in italics indicate the base number of FP17s or Patient Questionnaire responses are less than 100. N/A is shown where the base number of responses is less than 10 during the period. % is calculated as Quantity/Base number*100

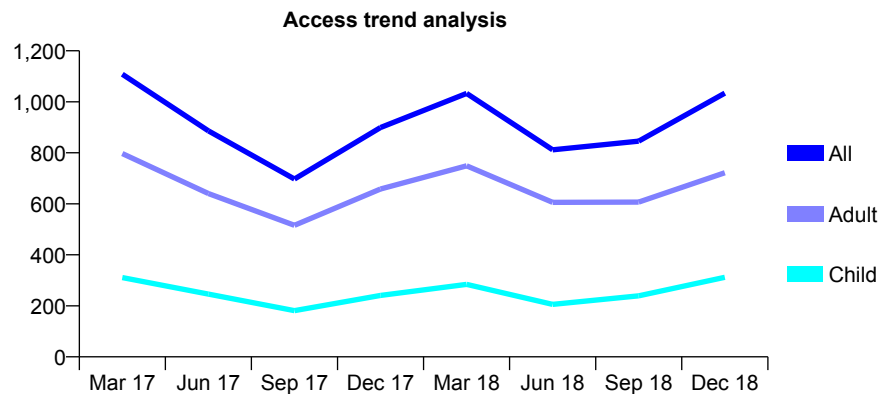
Q54 - Vital Signs At a Glance Contract Report for 163813/0001 - December 2018

Name or company name	Dr M Gibbons & Associates
Contract type name	GDS Contract
Purpose of contract	General
Contract start date	01/10/2014
Contract end date	

18/19 Contracted general activity (UDA)	2,925
Carry forward general activity (UDA)	108
18/19 Contracted orthodontic activity (UOA)	0
Carry forward orthodontic activity (UOA)	0
Baseline contract value	£77,590.46

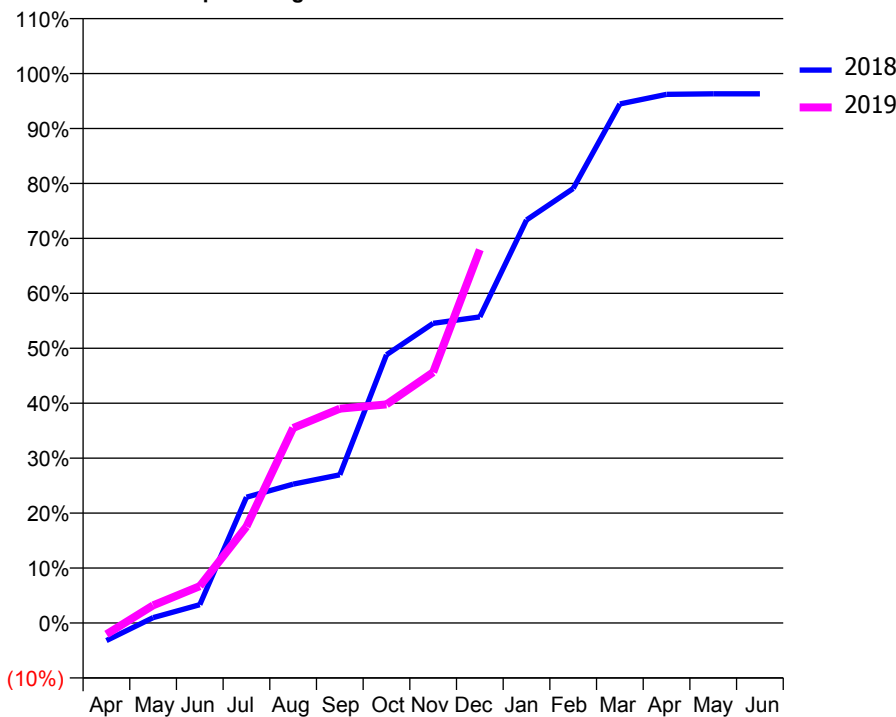
ACCESS*

Patients seen in 24 months	Total	Change since previous quarter
Quarter ending December 2017	899	
Quarter ending March 2018	1,033	↑
Quarter ending June 2018	812	↓
Quarter ending September 2018	846	↑
Quarter ending December 2018	1,034	↑
Variance since December 2017	15.0%	↑



ACTIVITY

Cumulative percentage of contracted UDA delivered 2018 & 2019



Month	Adjusted Scheduled Activity (UDA)	
	2018	2019
April	-94	-61
May	29	94
June	97	197
July	669	514
August	740	1,038
September	789	1,141
October	1,428	1,164
November	1,595	1,335
December	1,629	1,987
January	2,145	
February	2,313	
March	2,763	
April	2,814	
May	2,817	
June	2,817	

QUALITY

	Quantity	Base Number	Contract	AT	Region	England
% of FP17s for the same patient ID Re-attending within 3 months - Children	4	319	1.3%	9.9%	11.6%	11.8%
% of FP17s for the same patient ID Re-attending within 3 months - Adults	42	732	5.7%	14.7%	15.1%	15.6%
% of FP17s for the same patient ID Re-attending between 3 & 9 months - Children	36	319	11.3%	53.0%	59.9%	58.8%
% of FP17s for the same patient ID Re-attending between 3 & 9 months - Adults	103	732	14.1%	47.8%	52.0%	51.0%
% of FP17s for Band 1 Urgent Courses	66	1,032	6.4%	7.9%	8.0%	9.0%
% of FP17s Relating to Free Repair or Replacements	4	1,032	0.4%	0.7%	0.8%	0.8%
% of FP17s Relating to Continuations	16	1,032	1.6%	0.8%	0.9%	0.9%
% of Patients satisfied with the dentistry they have received	0	0	N/A	93.3%	93.6%	93.2%
% of Patients satisfied with the time they had to wait for an appointment	0	0	N/A	90.1%	88.6%	88.3%

* This is based on patients treated on this contract for their most recent course of treatment. Figures in italics indicate the base number of FP17s or Patient Questionnaire responses are less than 100. N/A is shown where the base number of responses is less than 10 during the period. % is calculated as Quantity/Base number*100

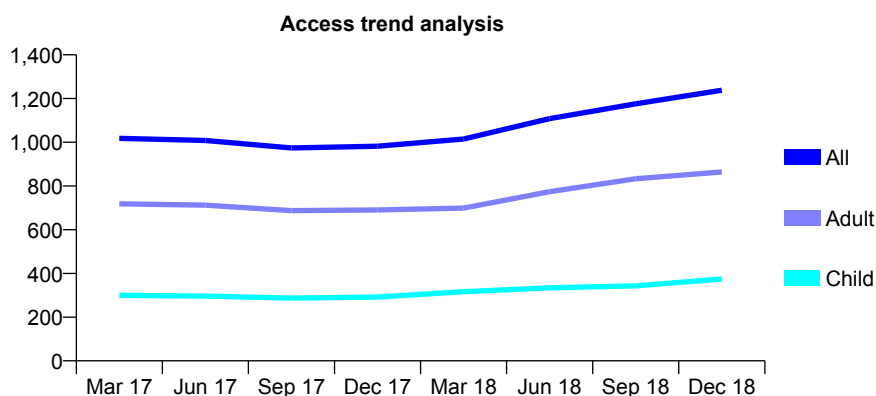
Q54 - Vital Signs At a Glance Contract Report for 171360/0001 - December 2018

Name or company name	Dr AS Bhandal, Dr Balbir Bhandal & Dr Balj
Contract type name	GDS Contract
Purpose of contract	General
Contract start date	09/04/2010
Contract end date	

18/19 Contracted general activity (UDA)	4,033
Carry forward general activity (UDA)	-79
18/19 Contracted orthodontic activity (UOA)	0
Carry forward orthodontic activity (UOA)	0
Baseline contract value	£89,272.99

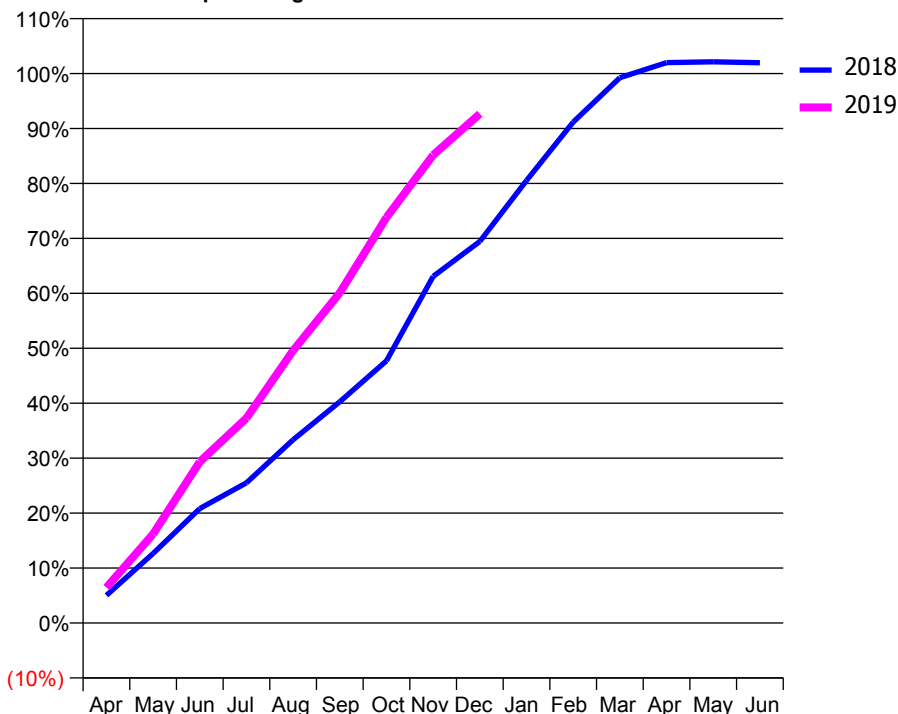
ACCESS*

Patients seen in 24 months	Total	Change since previous quarter
Quarter ending December 2017	982	
Quarter ending March 2018	1,015	↑
Quarter ending June 2018	1,108	↑
Quarter ending September 2018	1,176	↑
Quarter ending December 2018	1,238	↑
Variance since December 2017	26.1%	↑



ACTIVITY

Cumulative percentage of contracted UDA delivered 2018 & 2019



Month	Adjusted Scheduled Activity (UDA)	
	2018	2019
April	203	260
May	511	653
June	841	1,184
July	1,029	1,504
August	1,346	2,000
September	1,624	2,424
October	1,925	2,977
November	2,544	3,434
December	2,800	3,737
January	3,248	
February	3,676	
March	4,003	
April	4,113	
May	4,119	
June	4,112	

QUALITY

	Quantity	Base Number	Contract	AT	Region	England
% of FP17s for the same patient ID Re-attending within 3 months - Children	18	373	4.8%	9.9%	11.6%	11.8%
% of FP17s for the same patient ID Re-attending within 3 months - Adults	62	736	8.4%	14.7%	15.1%	15.6%
% of FP17s for the same patient ID Re-attending between 3 & 9 months - Children	175	373	46.9%	53.0%	59.9%	58.8%
% of FP17s for the same patient ID Re-attending between 3 & 9 months - Adults	312	736	42.4%	47.8%	52.0%	51.0%
% of FP17s for Band 1 Urgent Courses	54	1,070	5.0%	7.9%	8.0%	9.0%
% of FP17s Relating to Free Repair or Replacements	9	1,070	0.8%	0.7%	0.8%	0.8%
% of FP17s Relating to Continuations	1	1,070	0.1%	0.8%	0.9%	0.9%
% of Patients satisfied with the dentistry they have received	1	1	N/A	93.3%	93.6%	93.2%
% of Patients satisfied with the time they had to wait for an appointment	1	1	N/A	90.1%	88.6%	88.3%

* This is based on patients treated on this contract for their most recent course of treatment. Figures in italics indicate the base number of FP17s or Patient Questionnaire responses are less than 100. N/A is shown where the base number of responses is less than 10 during the period. % is calculated as Quantity/Base number*100

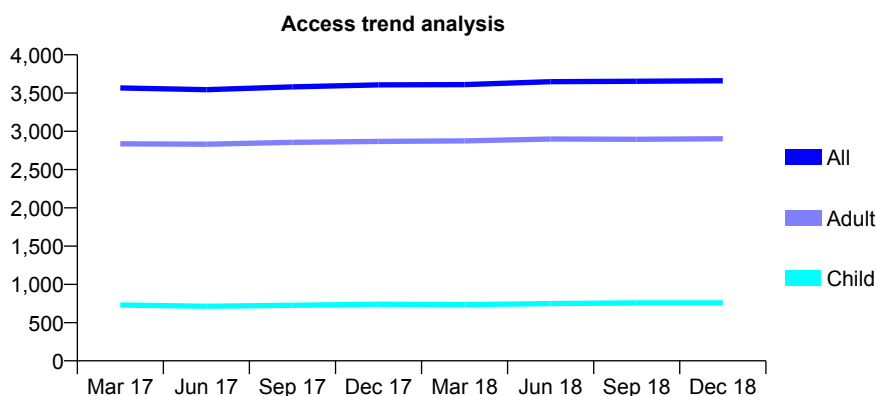
Q54 - Vital Signs At a Glance Contract Report for 171530/0001 - December 2018

Name or company name	Mr T Sunnar & Mr P Sunnar
Contract type name	GDS Contract
Purpose of contract	General
Contract start date	01/04/2012
Contract end date	

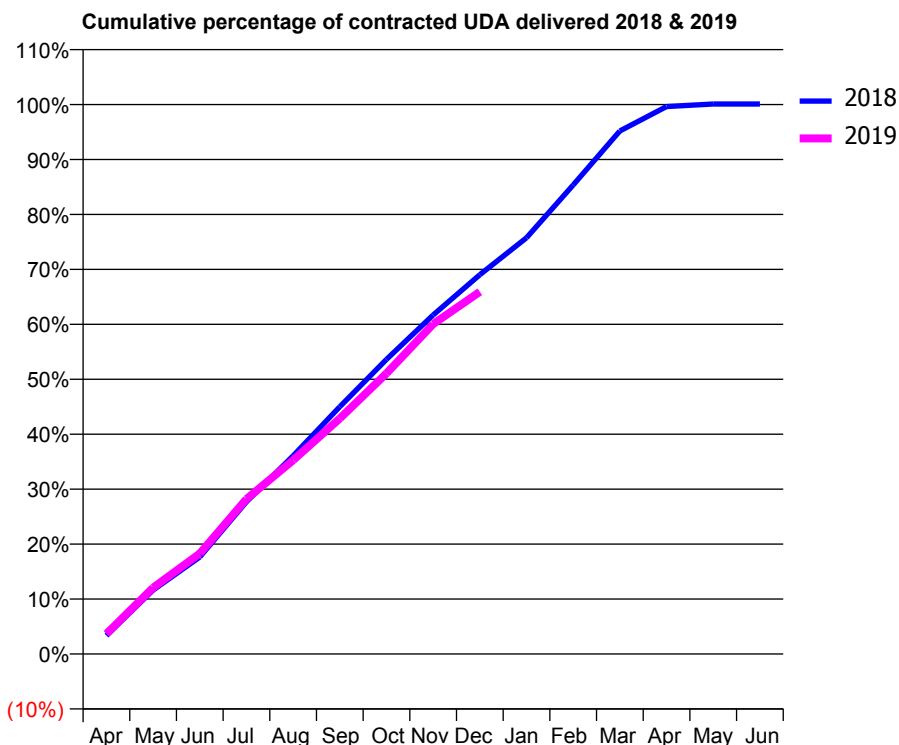
18/19 Contracted general activity (UDA)	12,831
Carry forward general activity (UDA)	-10
18/19 Contracted orthodontic activity (UOA)	0
Carry forward orthodontic activity (UOA)	0
Baseline contract value	£282,720.05

ACCESS*

Patients seen in 24 months	Total	Change since previous quarter
Quarter ending December 2017	3,607	
Quarter ending March 2018	3,610	→
Quarter ending June 2018	3,648	→
Quarter ending September 2018	3,654	→
Quarter ending December 2018	3,661	→
Variance since December 2017	1.5%	→



ACTIVITY



Month	Adjusted Scheduled Activity (UDA)	
	2018	2019
April	431	472
May	1,492	1,548
June	2,264	2,345
July	3,553	3,619
August	4,629	4,525
September	5,774	5,500
October	6,879	6,552
November	7,916	7,704
December	8,857	8,459
January	9,721	
February	10,951	
March	12,213	
April	12,785	
May	12,842	
June	12,842	

QUALITY

	Quantity	Base Number	Contract	AT	Region	England
% of FP17s for the same patient ID Re-attending within 3 months - Children	57	885	6.4%	9.9%	11.6%	11.8%
% of FP17s for the same patient ID Re-attending within 3 months - Adults	464	3,434	13.5%	14.7%	15.1%	15.6%
% of FP17s for the same patient ID Re-attending between 3 & 9 months - Children	568	885	64.2%	53.0%	59.9%	58.8%
% of FP17s for the same patient ID Re-attending between 3 & 9 months - Adults	2,235	3,434	65.1%	47.8%	52.0%	51.0%
% of FP17s for Band 1 Urgent Courses	271	4,097	6.6%	7.9%	8.0%	9.0%
% of FP17s Relating to Free Repair or Replacements	42	4,097	1.0%	0.7%	0.8%	0.8%
% of FP17s Relating to Continuations	18	4,097	0.4%	0.8%	0.9%	0.9%
% of Patients satisfied with the dentistry they have received	2	2	N/A	93.3%	93.6%	93.2%
% of Patients satisfied with the time they had to wait for an appointment	2	2	N/A	90.1%	88.6%	88.3%

* This is based on patients treated on this contract for their most recent course of treatment. Figures in italics indicate the base number of FP17s or Patient Questionnaire responses are less than 100. N/A is shown where the base number of responses is less than 10 during the period. % is calculated as Quantity/Base number*100

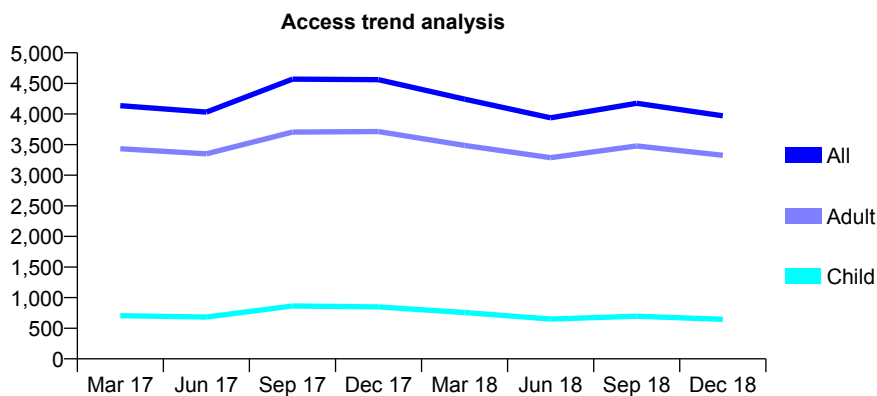
Q54 - Vital Signs At a Glance Contract Report for 171654/0001 - December 2018

Name or company name	Kingswinford Health Centre 2
Contract type name	GDS Contract
Purpose of contract	General and Orthodontic
Contract start date	01/09/2014
Contract end date	

18/19 Contracted general activity (UDA)	11,155
Carry forward general activity (UDA)	374
18/19 Contracted orthodontic activity (UOA)	820
Carry forward orthodontic activity (UOA)	1,215
Baseline contract value	£329,018.08

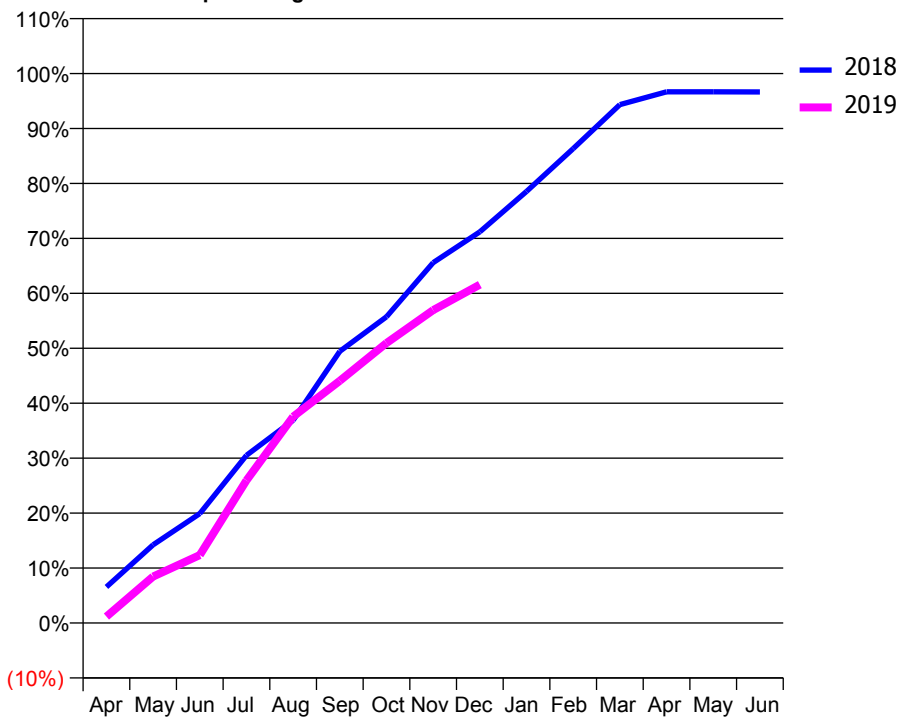
ACCESS*

Patients seen in 24 months	Total	Change since previous quarter
Quarter ending December 2017	4,561	
Quarter ending March 2018	4,242	↓
Quarter ending June 2018	3,938	↓
Quarter ending September 2018	4,175	↑
Quarter ending December 2018	3,971	↓
Variance since December 2017	(12.9%)	↓



ACTIVITY

Cumulative percentage of contracted UDA delivered 2018 & 2019



Month	Adjusted Scheduled Activity (UDA)	
	2018	2019
April	733	132
May	1,586	943
June	2,221	1,380
July	3,403	2,896
August	4,116	4,188
September	5,515	4,916
October	6,217	5,682
November	7,316	6,353
December	7,940	6,868
January	8,762	
February	9,630	
March	10,524	
April	10,783	
May	10,783	
June	10,782	

QUALITY

	Quantity	Base Number	Contract	AT	Region	England
% of FP17s for the same patient ID Re-attending within 3 months - Children	61	813	7.5%	9.9%	11.6%	11.8%
% of FP17s for the same patient ID Re-attending within 3 months - Adults	462	3,508	13.2%	14.7%	15.1%	15.6%
% of FP17s for the same patient ID Re-attending between 3 & 9 months - Children	345	813	42.4%	53.0%	59.9%	58.8%
% of FP17s for the same patient ID Re-attending between 3 & 9 months - Adults	1,519	3,508	43.3%	47.8%	52.0%	51.0%
% of FP17s for Band 1 Urgent Courses	336	4,037	8.3%	7.9%	8.0%	9.0%
% of FP17s Relating to Free Repair or Replacements	49	4,037	1.2%	0.7%	0.8%	0.8%
% of FP17s Relating to Continuations	29	4,037	0.7%	0.8%	0.9%	0.9%
% of Patients satisfied with the dentistry they have received	5	5	N/A	93.3%	93.6%	93.2%
% of Patients satisfied with the time they had to wait for an appointment	5	5	N/A	90.1%	88.6%	88.3%

* This is based on patients treated on this contract for their most recent course of treatment. Figures in italics indicate the base number of FP17s or Patient Questionnaire responses are less than 100. N/A is shown where the base number of responses is less than 10 during the period. % is calculated as Quantity/Base number*100

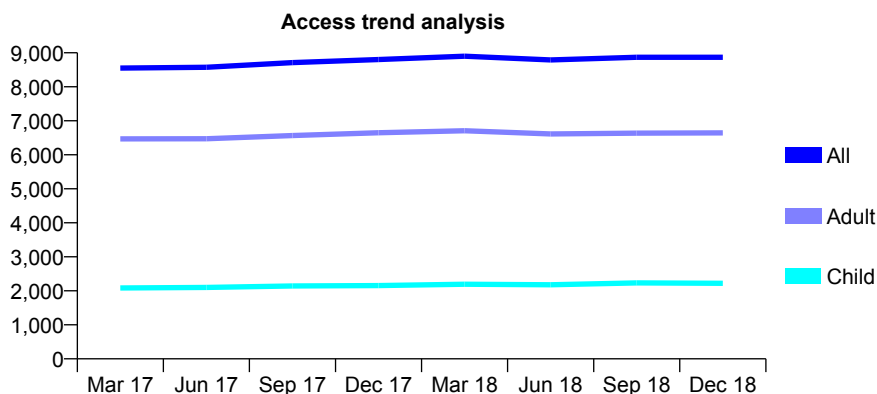
Q54 - Vital Signs At a Glance Contract Report for 172170/0001 - December 2018

Name or company name	Tile Cross Dental practice
Contract type name	GDS Contract
Purpose of contract	General
Contract start date	03/07/2012
Contract end date	

18/19 Contracted general activity (UDA)	28,686
Carry forward general activity (UDA)	-563
18/19 Contracted orthodontic activity (UOA)	0
Carry forward orthodontic activity (UOA)	0
Baseline contract value	£668,495.01

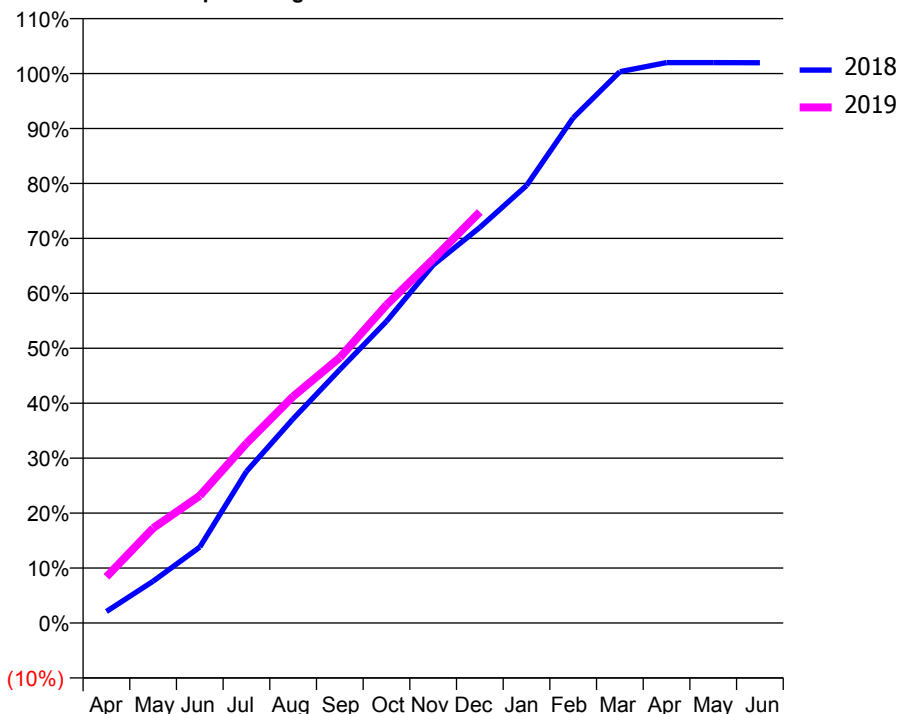
ACCESS*

Patients seen in 24 months	Total	Change since previous quarter
Quarter ending December 2017	8,802	
Quarter ending March 2018	8,901	→
Quarter ending June 2018	8,792	↓
Quarter ending September 2018	8,869	→
Quarter ending December 2018	8,868	→
Variance since December 2017	0.7%	→



ACTIVITY

Cumulative percentage of contracted UDA delivered 2018 & 2019



Month	Adjusted Scheduled Activity (UDA)	
	2018	2019
April	602	2,410
May	2,185	4,950
June	3,967	6,644
July	7,914	9,381
August	10,661	11,833
September	13,233	13,856
October	15,750	16,607
November	18,689	18,990
December	20,650	21,461
January	22,833	
February	26,370	
March	28,781	
April	29,252	
May	29,253	
June	29,250	

QUALITY

	Quantity	Base Number	Contract	AT	Region	England
% of FP17s for the same patient ID Re-attending within 3 months - Children	120	1,762	6.8%	9.9%	11.6%	11.8%
% of FP17s for the same patient ID Re-attending within 3 months - Adults	763	5,215	14.6%	14.7%	15.1%	15.6%
% of FP17s for the same patient ID Re-attending between 3 & 9 months - Children	661	1,762	37.5%	53.0%	59.9%	58.8%
% of FP17s for the same patient ID Re-attending between 3 & 9 months - Adults	2,056	5,215	39.4%	47.8%	52.0%	51.0%
% of FP17s for Band 1 Urgent Courses	607	6,795	8.9%	7.9%	8.0%	9.0%
% of FP17s Relating to Free Repair or Replacements	43	6,795	0.6%	0.7%	0.8%	0.8%
% of FP17s Relating to Continuations	50	6,795	0.7%	0.8%	0.9%	0.9%
% of Patients satisfied with the dentistry they have received	3	3	N/A	93.3%	93.6%	93.2%
% of Patients satisfied with the time they had to wait for an appointment	3	3	N/A	90.1%	88.6%	88.3%

* This is based on patients treated on this contract for their most recent course of treatment. Figures in italics indicate the base number of FP17s or Patient Questionnaire responses are less than 100. N/A is shown where the base number of responses is less than 10 during the period. % is calculated as Quantity/Base number*100

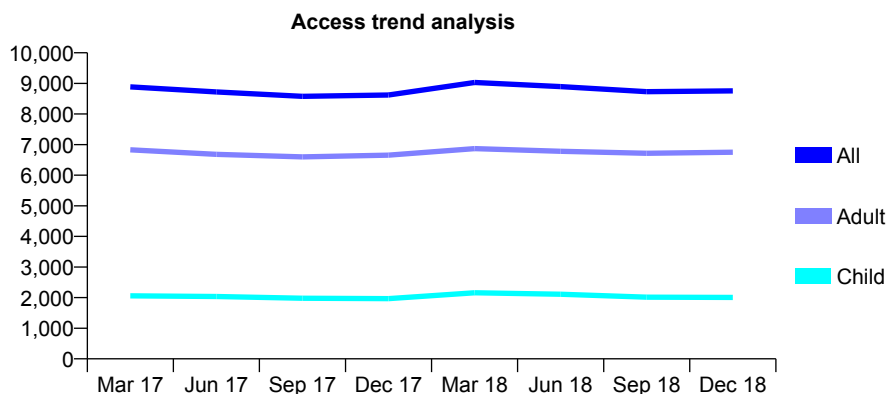
Q54 - Vital Signs At a Glance Contract Report for 172693/0001 - December 2018

Name or company name	The Gables Dental Practice
Contract type name	GDS Contract
Purpose of contract	General
Contract start date	01/02/2009
Contract end date	

18/19 Contracted general activity (UDA)	34,168
Carry forward general activity (UDA)	-448
18/19 Contracted orthodontic activity (UOA)	0
Carry forward orthodontic activity (UOA)	0
Baseline contract value	£788,512.32

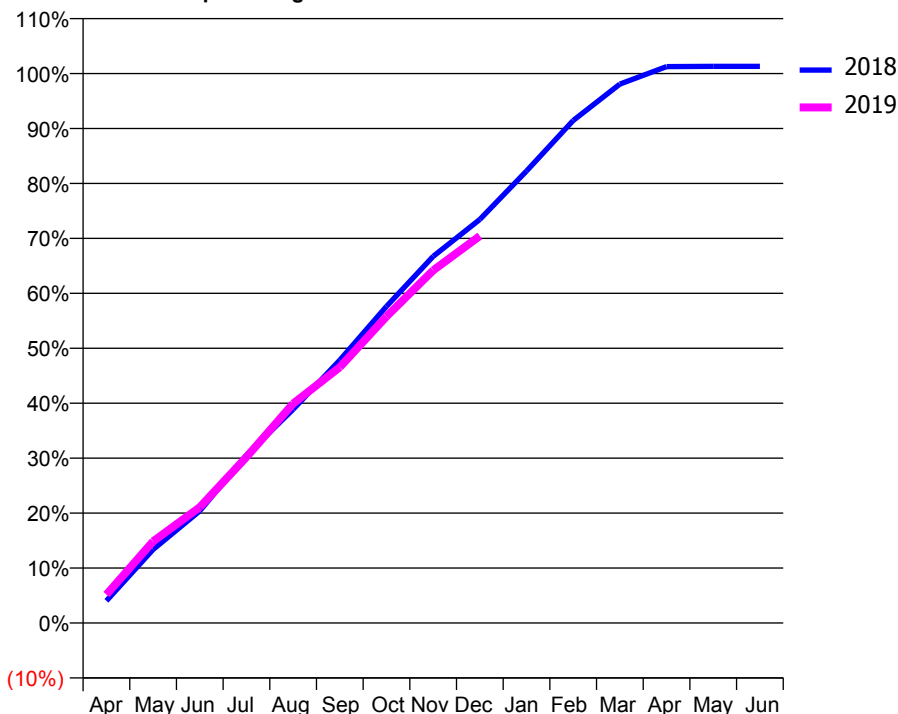
ACCESS*

Patients seen in 24 months	Total	Change since previous quarter
Quarter ending December 2017	8,620	
Quarter ending March 2018	9,029	↑
Quarter ending June 2018	8,894	↓
Quarter ending September 2018	8,730	↓
Quarter ending December 2018	8,755	→
Variance since December 2017	1.6%	→



ACTIVITY

Cumulative percentage of contracted UDA delivered 2018 & 2019



Month	Adjusted Scheduled Activity (UDA)	
	2018	2019
April	1,382	1,771
May	4,569	5,077
June	6,970	7,205
July	10,441	10,319
August	13,289	13,647
September	16,343	15,906
October	19,692	19,055
November	22,794	21,927
December	25,091	24,066
January	28,102	
February	31,248	
March	33,508	
April	34,598	
May	34,617	
June	34,617	

QUALITY

	Quantity	Base Number	Contract	AT	Region	England
% of FP17s for the same patient ID Re-attending within 3 months - Children	73	1,700	4.3%	9.9%	11.6%	11.8%
% of FP17s for the same patient ID Re-attending within 3 months - Adults	625	5,579	11.2%	14.7%	15.1%	15.6%
% of FP17s for the same patient ID Re-attending between 3 & 9 months - Children	706	1,700	41.5%	53.0%	59.9%	58.8%
% of FP17s for the same patient ID Re-attending between 3 & 9 months - Adults	2,045	5,579	36.7%	47.8%	52.0%	51.0%
% of FP17s for Band 1 Urgent Courses	813	6,843	11.9%	7.9%	8.0%	9.0%
% of FP17s Relating to Free Repair or Replacements	63	6,843	0.9%	0.7%	0.8%	0.8%
% of FP17s Relating to Continuations	97	6,843	1.4%	0.8%	0.9%	0.9%
% of Patients satisfied with the dentistry they have received	3	3	N/A	93.3%	93.6%	93.2%
% of Patients satisfied with the time they had to wait for an appointment	2	3	N/A	90.1%	88.6%	88.3%

* This is based on patients treated on this contract for their most recent course of treatment. Figures in italics indicate the base number of FP17s or Patient Questionnaire responses are less than 100. N/A is shown where the base number of responses is less than 10 during the period. % is calculated as Quantity/Base number*100

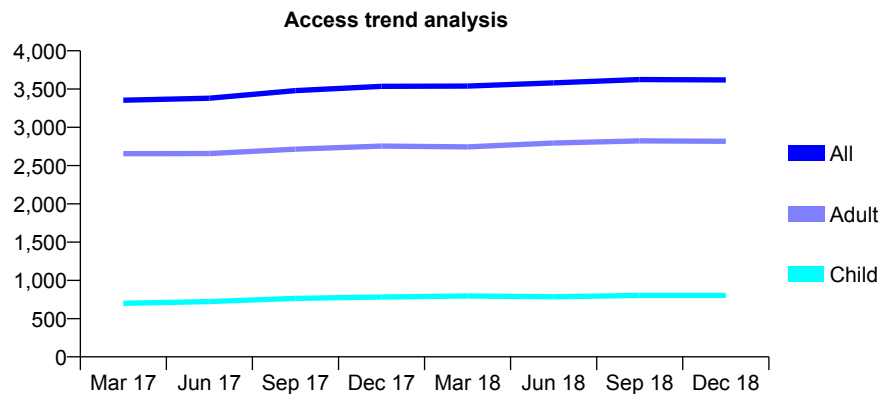
Q54 - Vital Signs At a Glance Contract Report for 173355/0001 - December 2018

Name or company name	Kemberton Dental Practice
Contract type name	GDS Contract
Purpose of contract	General
Contract start date	01/05/2012
Contract end date	

18/19 Contracted general activity (UDA)	11,770
Carry forward general activity (UDA)	-151
18/19 Contracted orthodontic activity (UOA)	0
Carry forward orthodontic activity (UOA)	0
Baseline contract value	£318,369.62

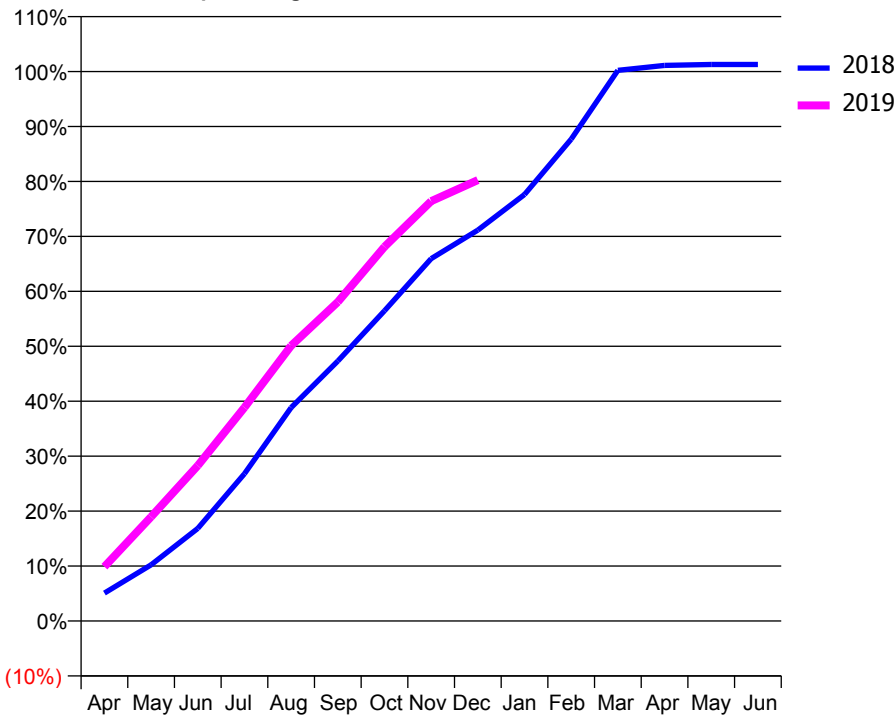
ACCESS*

Patients seen in 24 months	Total	Change since previous quarter
Quarter ending December 2017	3,535	
Quarter ending March 2018	3,539	→
Quarter ending June 2018	3,580	→
Quarter ending September 2018	3,625	→
Quarter ending December 2018	3,620	→
Variance since December 2017	2.4%	↑



ACTIVITY

Cumulative percentage of contracted UDA delivered 2018 & 2019



Month	Adjusted Scheduled Activity (UDA)	
	2018	2019
April	597	1,165
May	1,204	2,232
June	1,985	3,329
July	3,156	4,575
August	4,571	5,897
September	5,568	6,833
October	6,645	8,015
November	7,761	8,992
December	8,372	9,444
January	9,136	
February	10,322	
March	11,794	
April	11,901	
May	11,920	
June	11,922	

QUALITY

	Quantity	Base Number	Contract	AT	Region	England
% of FP17s for the same patient ID Re-attending within 3 months - Children	92	906	10.2%	9.9%	11.6%	11.8%
% of FP17s for the same patient ID Re-attending within 3 months - Adults	465	3,193	14.6%	14.7%	15.1%	15.6%
% of FP17s for the same patient ID Re-attending between 3 & 9 months - Children	508	906	56.1%	53.0%	59.9%	58.8%
% of FP17s for the same patient ID Re-attending between 3 & 9 months - Adults	1,769	3,193	55.4%	47.8%	52.0%	51.0%
% of FP17s for Band 1 Urgent Courses	399	4,038	9.9%	7.9%	8.0%	9.0%
% of FP17s Relating to Free Repair or Replacements	109	4,038	2.7%	0.7%	0.8%	0.8%
% of FP17s Relating to Continuations	5	4,038	0.1%	0.8%	0.9%	0.9%
% of Patients satisfied with the dentistry they have received	3	3	N/A	93.3%	93.6%	93.2%
% of Patients satisfied with the time they had to wait for an appointment	3	3	N/A	90.1%	88.6%	88.3%

* This is based on patients treated on this contract for their most recent course of treatment. Figures in italics indicate the base number of FP17s or Patient Questionnaire responses are less than 100. N/A is shown where the base number of responses is less than 10 during the period. % is calculated as Quantity/Base number*100

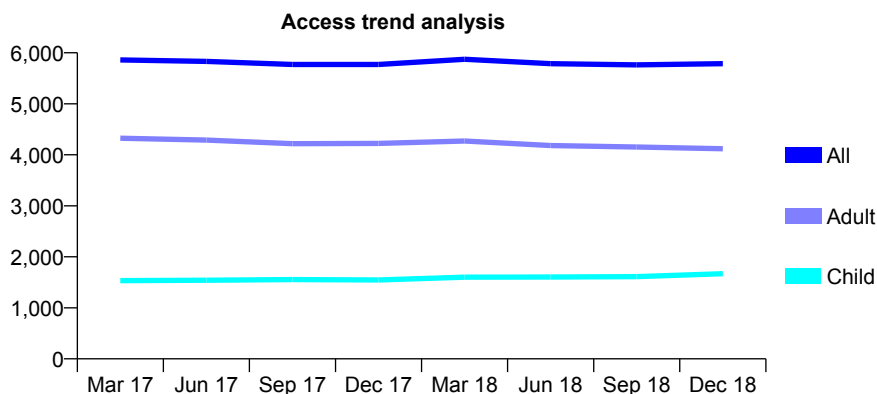
Q54 - Vital Signs At a Glance Contract Report for 173770/0001 - December 2018

Name or company name	Pentwyn Dental Surgery
Contract type name	GDS Contract
Purpose of contract	General
Contract start date	01/10/2012
Contract end date	

18/19 Contracted general activity (UDA)	17,530
Carry forward general activity (UDA)	135
18/19 Contracted orthodontic activity (UOA)	0
Carry forward orthodontic activity (UOA)	0
Baseline contract value	£404,363.50

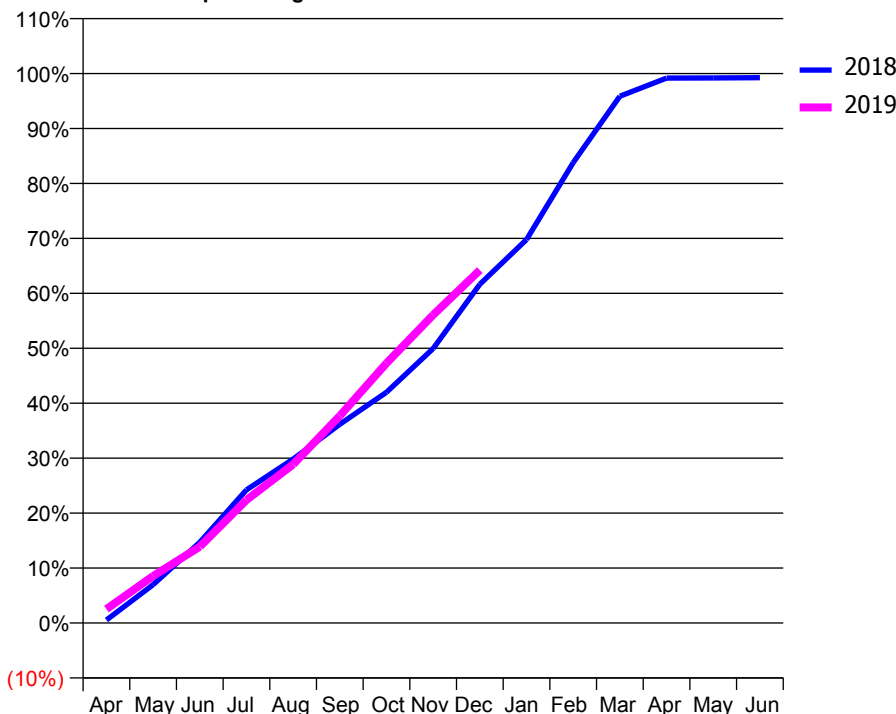
ACCESS*

Patients seen in 24 months	Total	Change since previous quarter
Quarter ending December 2017	5,771	
Quarter ending March 2018	5,872	→
Quarter ending June 2018	5,788	↓
Quarter ending September 2018	5,764	→
Quarter ending December 2018	5,788	→
Variance since December 2017	0.3%	→



ACTIVITY

Cumulative percentage of contracted UDA delivered 2018 & 2019



Month	Adjusted Scheduled Activity (UDA)	
	2018	2019
April	97	446
May	1,223	1,501
June	2,575	2,437
July	4,249	3,926
August	5,232	5,059
September	6,339	6,610
October	7,363	8,289
November	8,755	9,830
December	10,806	11,256
January	12,231	
February	14,687	
March	16,805	
April	17,383	
May	17,389	
June	17,395	

QUALITY

	Quantity	Base Number	Contract	AT	Region	England
% of FP17s for the same patient ID Re-attending within 3 months - Children	137	1,841	7.4%	9.9%	11.6%	11.8%
% of FP17s for the same patient ID Re-attending within 3 months - Adults	534	4,032	13.2%	14.7%	15.1%	15.6%
% of FP17s for the same patient ID Re-attending between 3 & 9 months - Children	1,175	1,841	63.8%	53.0%	59.9%	58.8%
% of FP17s for the same patient ID Re-attending between 3 & 9 months - Adults	2,277	4,032	56.5%	47.8%	52.0%	51.0%
% of FP17s for Band 1 Urgent Courses	263	5,621	4.7%	7.9%	8.0%	9.0%
% of FP17s Relating to Free Repair or Replacements	52	5,621	0.9%	0.7%	0.8%	0.8%
% of FP17s Relating to Continuations	30	5,621	0.5%	0.8%	0.9%	0.9%
% of Patients satisfied with the dentistry they have received	5	5	N/A	93.3%	93.6%	93.2%
% of Patients satisfied with the time they had to wait for an appointment	5	5	N/A	90.1%	88.6%	88.3%

* This is based on patients treated on this contract for their most recent course of treatment. Figures in italics indicate the base number of FP17s or Patient Questionnaire responses are less than 100. N/A is shown where the base number of responses is less than 10 during the period. % is calculated as Quantity/Base number*100

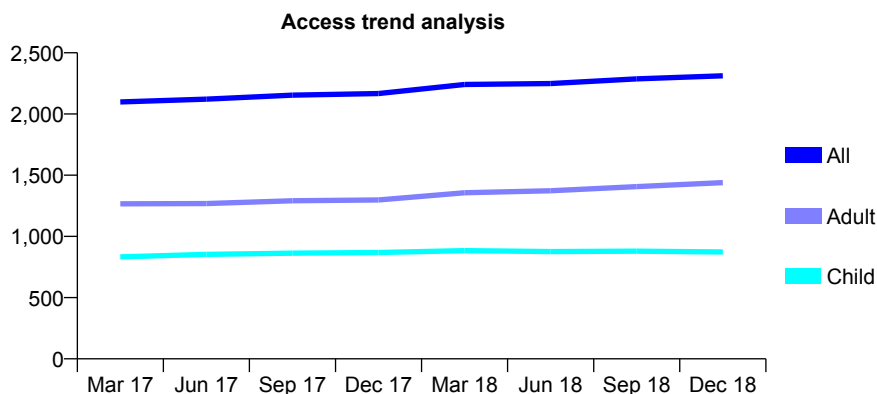
Q54 - Vital Signs At a Glance Contract Report for 175234/0001 - December 2018

Name or company name	Oakville Dental Partnership
Contract type name	GDS Contract
Purpose of contract	General
Contract start date	01/09/2010
Contract end date	

18/19 Contracted general activity (UDA)	5,768
Carry forward general activity (UDA)	210
18/19 Contracted orthodontic activity (UOA)	0
Carry forward orthodontic activity (UOA)	0
Baseline contract value	£151,754.84

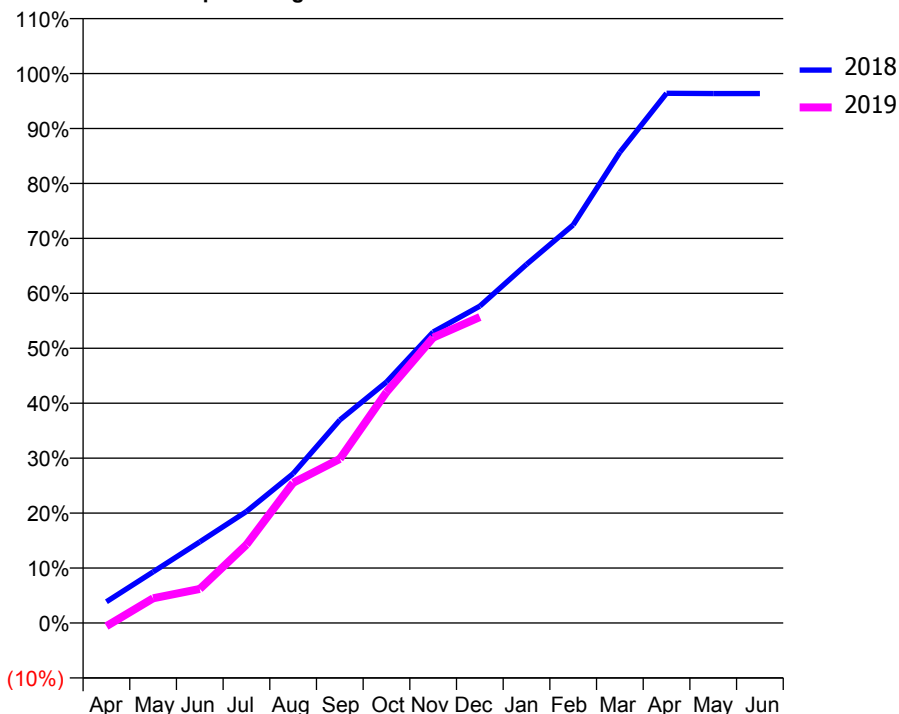
ACCESS*

Patients seen in 24 months	Total	Change since previous quarter
Quarter ending December 2017	2,167	
Quarter ending March 2018	2,241	↑
Quarter ending June 2018	2,249	→
Quarter ending September 2018	2,287	→
Quarter ending December 2018	2,312	→
Variance since December 2017	6.7%	↑



ACTIVITY

Cumulative percentage of contracted UDA delivered 2018 & 2019



Month	Adjusted Scheduled Activity (UDA)	
	2018	2019
April	223	-34
May	537	260
June	851	358
July	1,171	822
August	1,568	1,471
September	2,131	1,722
October	2,530	2,424
November	3,055	2,996
December	3,326	3,212
January	3,765	
February	4,178	
March	4,942	
April	5,560	
May	5,558	
June	5,558	

QUALITY

	Quantity	Base Number	Contract	AT	Region	England
% of FP17s for the same patient ID Re-attending within 3 months - Children	114	1,069	10.7%	9.9%	11.6%	11.8%
% of FP17s for the same patient ID Re-attending within 3 months - Adults	250	1,567	16.0%	14.7%	15.1%	15.6%
% of FP17s for the same patient ID Re-attending between 3 & 9 months - Children	694	1,069	64.9%	53.0%	59.9%	58.8%
% of FP17s for the same patient ID Re-attending between 3 & 9 months - Adults	882	1,567	56.3%	47.8%	52.0%	51.0%
% of FP17s for Band 1 Urgent Courses	110	1,895	5.8%	7.9%	8.0%	9.0%
% of FP17s Relating to Free Repair or Replacements	8	1,895	0.4%	0.7%	0.8%	0.8%
% of FP17s Relating to Continuations	41	1,895	2.2%	0.8%	0.9%	0.9%
% of Patients satisfied with the dentistry they have received	0	0	N/A	93.3%	93.6%	93.2%
% of Patients satisfied with the time they had to wait for an appointment	0	0	N/A	90.1%	88.6%	88.3%

* This is based on patients treated on this contract for their most recent course of treatment. Figures in italics indicate the base number of FP17s or Patient Questionnaire responses are less than 100. N/A is shown where the base number of responses is less than 10 during the period. % is calculated as Quantity/Base number*100

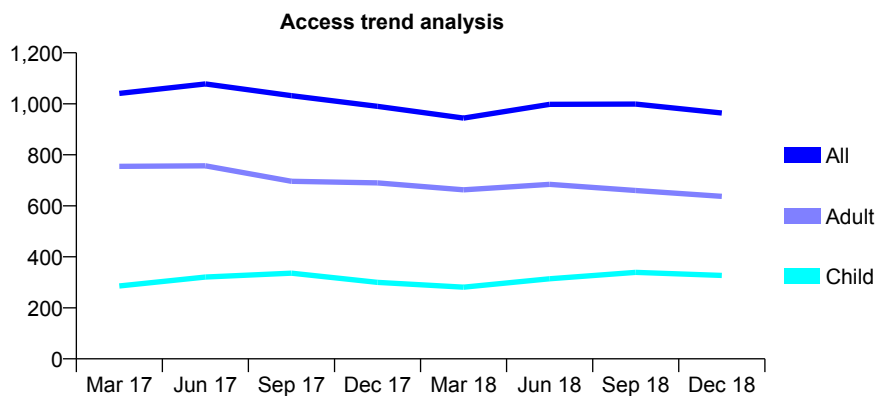
Q54 - Vital Signs At a Glance Contract Report for 176745/0001 - December 2018

Name or company name	Dr V Ansari
Contract type name	GDS Contract
Purpose of contract	General and Orthodontic
Contract start date	01/04/2012
Contract end date	

18/19 Contracted general activity (UDA)	3,216
Carry forward general activity (UDA)	1
18/19 Contracted orthodontic activity (UOA)	2,050
Carry forward orthodontic activity (UOA)	-48
Baseline contract value	£221,376.51

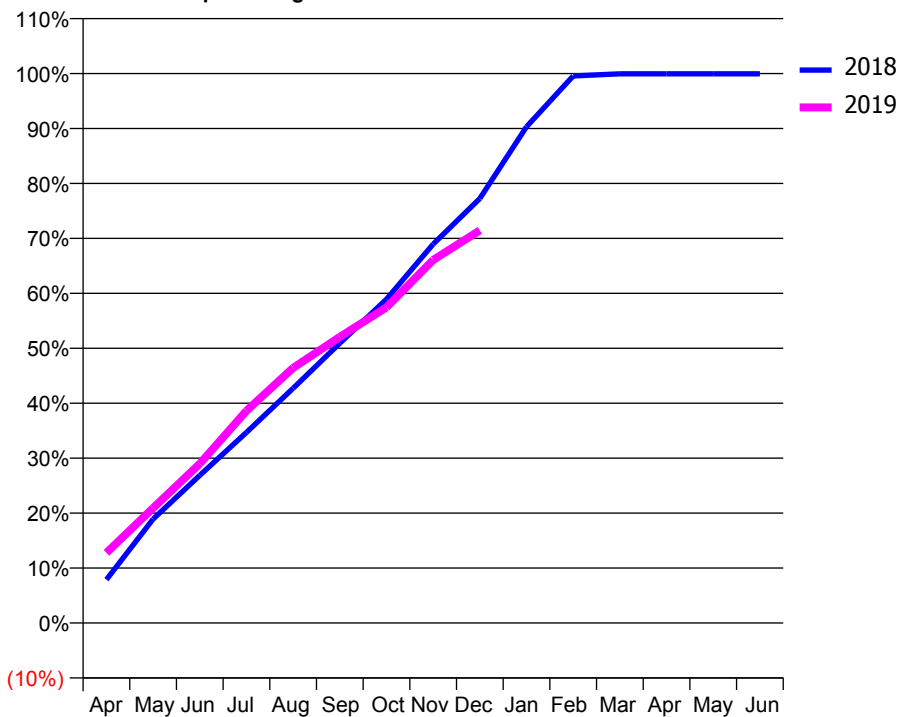
ACCESS*

Patients seen in 24 months	Total	Change since previous quarter
Quarter ending December 2017	990	
Quarter ending March 2018	944	↓
Quarter ending June 2018	998	↑
Quarter ending September 2018	999	→
Quarter ending December 2018	964	↓
Variance since December 2017	(2.6%)	↓



ACTIVITY

Cumulative percentage of contracted UDA delivered 2018 & 2019



Month	Adjusted Scheduled Activity (UDA)	
	2018	2019
April	254	411
May	608	673
June	864	932
July	1,116	1,242
August	1,374	1,493
September	1,637	1,674
October	1,895	1,848
November	2,218	2,125
December	2,485	2,298
January	2,904	
February	3,202	
March	3,214	
April	3,214	
May	3,214	
June	3,214	

QUALITY

	Quantity	Base Number	Contract	AT	Region	England
% of FP17s for the same patient ID Re-attending within 3 months - Children	29	598	4.8%	9.9%	11.6%	11.8%
% of FP17s for the same patient ID Re-attending within 3 months - Adults	48	570	8.4%	14.7%	15.1%	15.6%
% of FP17s for the same patient ID Re-attending between 3 & 9 months - Children	117	598	19.6%	53.0%	59.9%	58.8%
% of FP17s for the same patient ID Re-attending between 3 & 9 months - Adults	293	570	51.4%	47.8%	52.0%	51.0%
% of FP17s for Band 1 Urgent Courses	19	883	2.2%	7.9%	8.0%	9.0%
% of FP17s Relating to Free Repair or Replacements	0	883	0.0%	0.7%	0.8%	0.8%
% of FP17s Relating to Continuations	3	883	0.3%	0.8%	0.9%	0.9%
% of Patients satisfied with the dentistry they have received	0	0	N/A	93.3%	93.6%	93.2%
% of Patients satisfied with the time they had to wait for an appointment	0	0	N/A	90.1%	88.6%	88.3%

* This is based on patients treated on this contract for their most recent course of treatment. Figures in italics indicate the base number of FP17s or Patient Questionnaire responses are less than 100. N/A is shown where the base number of responses is less than 10 during the period. % is calculated as Quantity/Base number*100

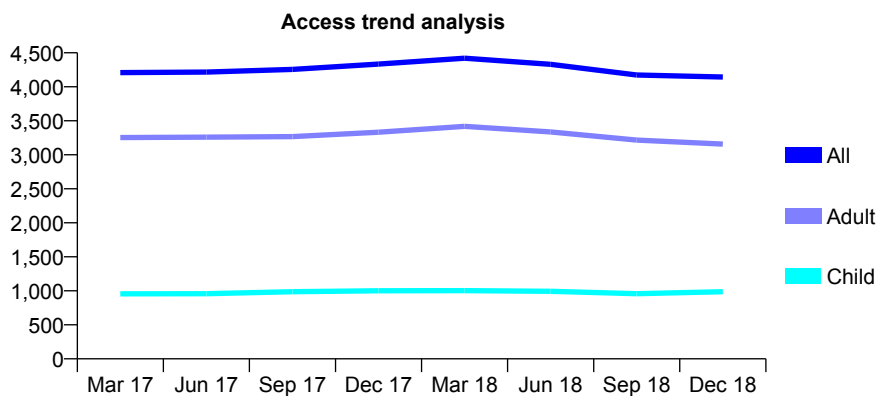
Q54 - Vital Signs At a Glance Contract Report for 176753/0001 - December 2018

Name or company name	Roseville Dental Practice
Contract type name	GDS Contract
Purpose of contract	General
Contract start date	01/06/2010
Contract end date	

18/19 Contracted general activity (UDA)	10,949
Carry forward general activity (UDA)	-13
18/19 Contracted orthodontic activity (UOA)	0
Carry forward orthodontic activity (UOA)	0
Baseline contract value	£254,971.63

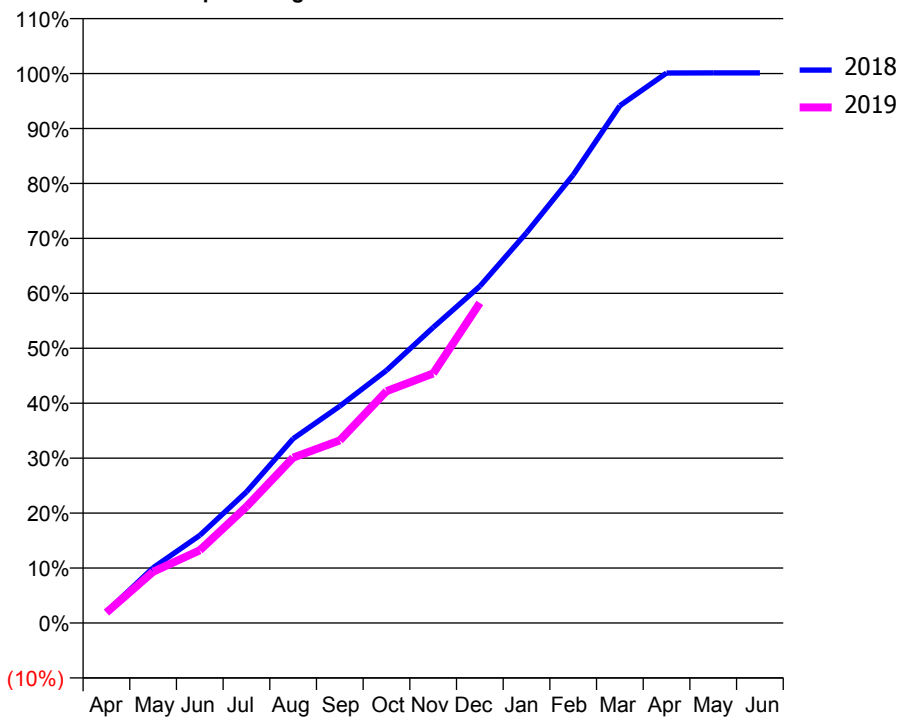
ACCESS*

Patients seen in 24 months	Total	Change since previous quarter
Quarter ending December 2017	4,334	
Quarter ending March 2018	4,421	↑
Quarter ending June 2018	4,330	↓
Quarter ending September 2018	4,174	↓
Quarter ending December 2018	4,145	→
Variance since December 2017	(4.4%)	↓



ACTIVITY

Cumulative percentage of contracted UDA delivered 2018 & 2019



Month	Adjusted Scheduled Activity (UDA)	
	2018	2019
April	222	207
May	1,100	1,020
June	1,746	1,449
July	2,612	2,319
August	3,674	3,295
September	4,321	3,638
October	5,034	4,619
November	5,890	4,972
December	6,709	6,377
January	7,776	
February	8,929	
March	10,307	
April	10,958	
May	10,963	
June	10,963	

QUALITY

	Quantity	Base Number	Contract	AT	Region	England
% of FP17s for the same patient ID Re-attending within 3 months - Children	85	883	9.6%	9.9%	11.6%	11.8%
% of FP17s for the same patient ID Re-attending within 3 months - Adults	422	2,787	15.1%	14.7%	15.1%	15.6%
% of FP17s for the same patient ID Re-attending between 3 & 9 months - Children	375	883	42.5%	53.0%	59.9%	58.8%
% of FP17s for the same patient ID Re-attending between 3 & 9 months - Adults	1,402	2,787	50.3%	47.8%	52.0%	51.0%
% of FP17s for Band 1 Urgent Courses	327	2,824	11.6%	7.9%	8.0%	9.0%
% of FP17s Relating to Free Repair or Replacements	16	2,824	0.6%	0.7%	0.8%	0.8%
% of FP17s Relating to Continuations	28	2,824	1.0%	0.8%	0.9%	0.9%
% of Patients satisfied with the dentistry they have received	1	1	N/A	93.3%	93.6%	93.2%
% of Patients satisfied with the time they had to wait for an appointment	1	1	N/A	90.1%	88.6%	88.3%

* This is based on patients treated on this contract for their most recent course of treatment. Figures in italics indicate the base number of FP17s or Patient Questionnaire responses are less than 100. N/A is shown where the base number of responses is less than 10 during the period. % is calculated as Quantity/Base number*100

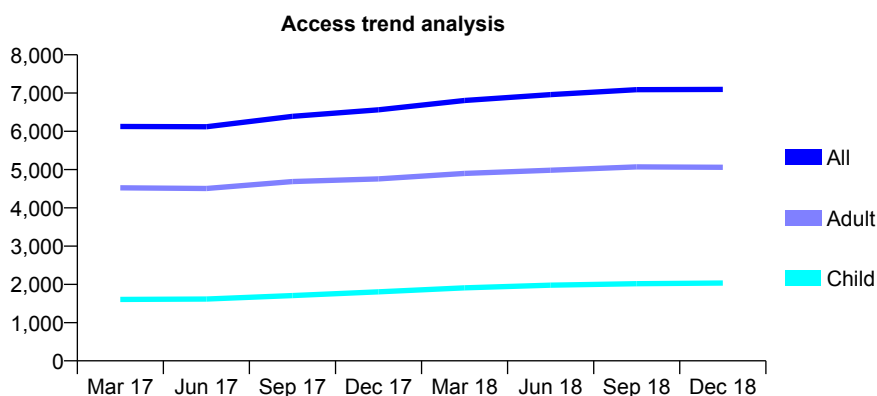
Q54 - Vital Signs At a Glance Contract Report for 177407/0001 - December 2018

Name or company name	BST Partnership
Contract type name	PDS Plus Contract
Purpose of contract	General
Contract start date	01/01/2011
Contract end date	31/12/2020

18/19 Contracted general activity (UDA)	14,000
Carry forward general activity (UDA)	-280
18/19 Contracted orthodontic activity (UOA)	0
Carry forward orthodontic activity (UOA)	0
Baseline contract value	£178,162.67

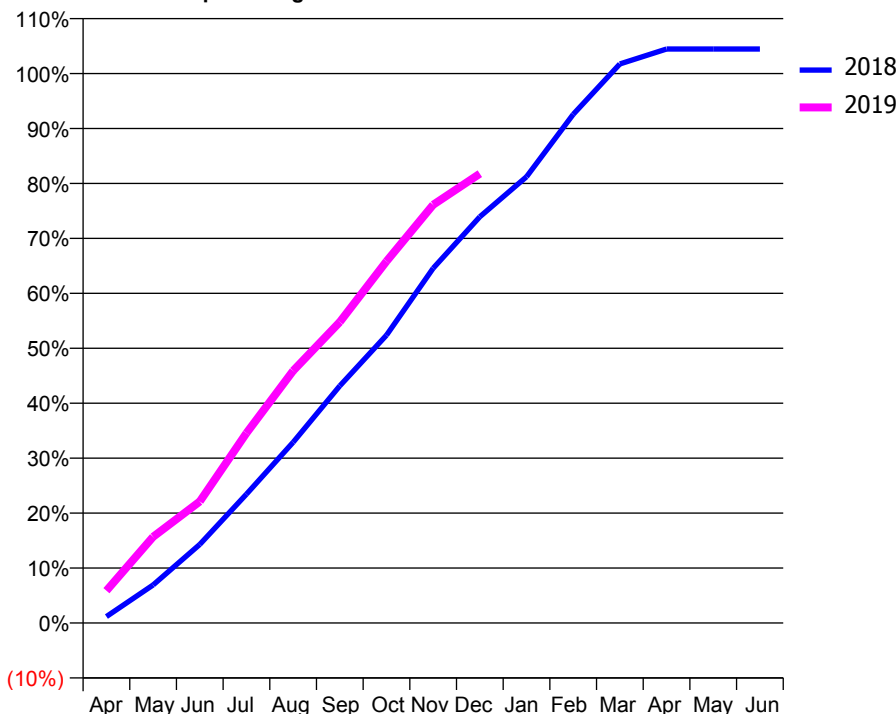
ACCESS*

Patients seen in 24 months	Total	Change since previous quarter
Quarter ending December 2017	6,562	
Quarter ending March 2018	6,807	↑
Quarter ending June 2018	6,961	↑
Quarter ending September 2018	7,087	→
Quarter ending December 2018	7,095	→
Variance since December 2017	8.1%	↑



ACTIVITY

Cumulative percentage of contracted UDA delivered 2018 & 2019



Month	Adjusted Scheduled Activity (UDA)	
	2018	2019
April	166	823
May	969	2,197
June	2,004	3,095
July	3,285	4,841
August	4,604	6,425
September	6,042	7,669
October	7,334	9,215
November	9,039	10,656
December	10,351	11,447
January	11,369	
February	12,960	
March	14,243	
April	14,623	
May	14,624	
June	14,624	

QUALITY

	Quantity	Base Number	Contract	AT	Region	England
% of FP17s for the same patient ID Re-attending within 3 months - Children	132	2,055	6.4%	9.9%	11.6%	11.8%
% of FP17s for the same patient ID Re-attending within 3 months - Adults	669	4,620	14.5%	14.7%	15.1%	15.6%
% of FP17s for the same patient ID Re-attending between 3 & 9 months - Children	1,190	2,055	57.9%	53.0%	59.9%	58.8%
% of FP17s for the same patient ID Re-attending between 3 & 9 months - Adults	2,252	4,620	48.7%	47.8%	52.0%	51.0%
% of FP17s for Band 1 Urgent Courses	538	5,861	9.2%	7.9%	8.0%	9.0%
% of FP17s Relating to Free Repair or Replacements	50	5,861	0.9%	0.7%	0.8%	0.8%
% of FP17s Relating to Continuations	92	5,861	1.6%	0.8%	0.9%	0.9%
% of Patients satisfied with the dentistry they have received	3	4	N/A	93.3%	93.6%	93.2%
% of Patients satisfied with the time they had to wait for an appointment	3	4	N/A	90.1%	88.6%	88.3%

* This is based on patients treated on this contract for their most recent course of treatment. Figures in italics indicate the base number of FP17s or Patient Questionnaire responses are less than 100. N/A is shown where the base number of responses is less than 10 during the period. % is calculated as Quantity/Base number*100

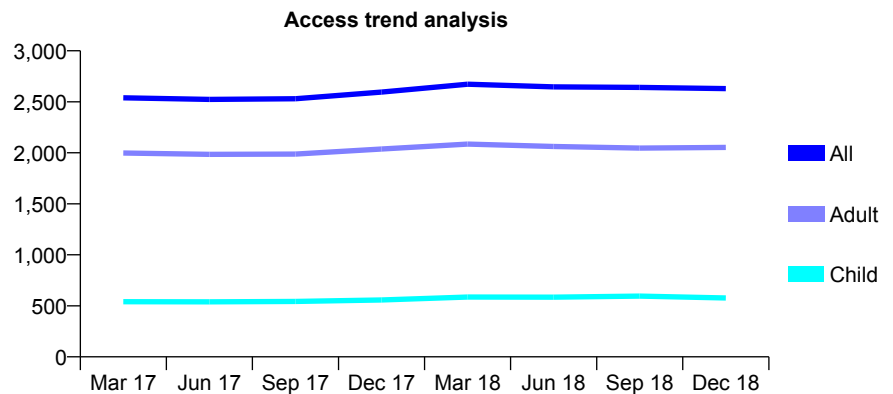
Q54 - Vital Signs At a Glance Contract Report for 177407/0003 - December 2018

Name or company name	BST Partnership
Contract type name	GDS Contract
Purpose of contract	General
Contract start date	01/04/2012
Contract end date	

18/19 Contracted general activity (UDA)	7,350
Carry forward general activity (UDA)	232
18/19 Contracted orthodontic activity (UOA)	0
Carry forward orthodontic activity (UOA)	0
Baseline contract value	£163,860.42

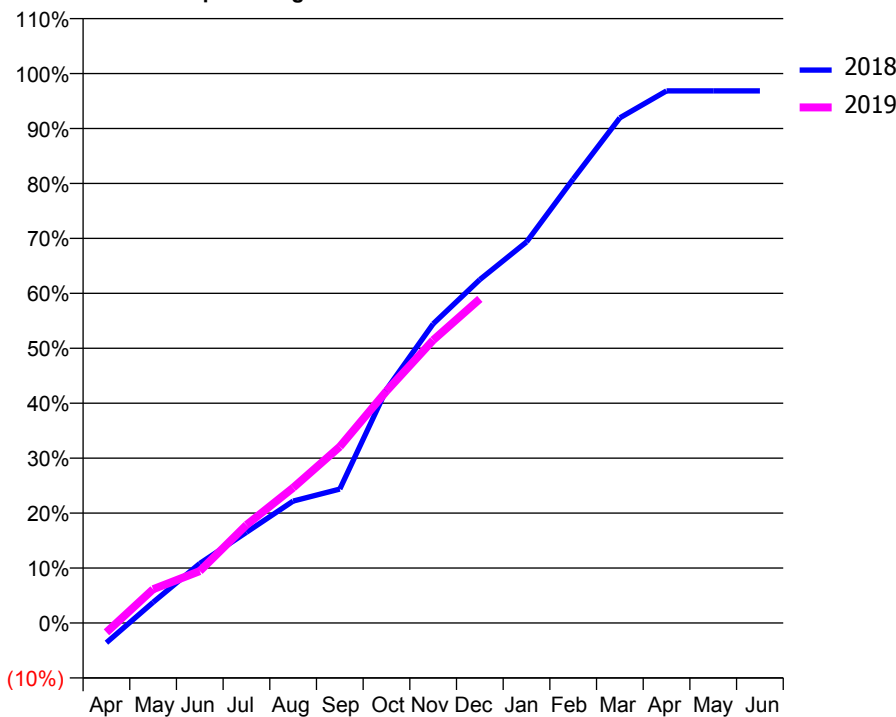
ACCESS*

Patients seen in 24 months	Total	Change since previous quarter
Quarter ending December 2017	2,595	
Quarter ending March 2018	2,672	↑
Quarter ending June 2018	2,647	→
Quarter ending September 2018	2,641	→
Quarter ending December 2018	2,630	→
Variance since December 2017	1.3%	→



ACTIVITY

Cumulative percentage of contracted UDA delivered 2018 & 2019



Month	Adjusted Scheduled Activity (UDA)	
	2018	2019
April	-265	-125
May	277	452
June	796	695
July	1,213	1,313
August	1,631	1,809
September	1,792	2,358
October	3,124	3,103
November	4,002	3,784
December	4,593	4,335
January	5,096	
February	5,939	
March	6,757	
April	7,118	
May	7,118	
June	7,118	

QUALITY

	Quantity	Base Number	Contract	AT	Region	England
% of FP17s for the same patient ID Re-attending within 3 months - Children	36	571	6.3%	9.9%	11.6%	11.8%
% of FP17s for the same patient ID Re-attending within 3 months - Adults	274	1,933	14.2%	14.7%	15.1%	15.6%
% of FP17s for the same patient ID Re-attending between 3 & 9 months - Children	323	571	56.6%	53.0%	59.9%	58.8%
% of FP17s for the same patient ID Re-attending between 3 & 9 months - Adults	996	1,933	51.5%	47.8%	52.0%	51.0%
% of FP17s for Band 1 Urgent Courses	190	2,344	8.1%	7.9%	8.0%	9.0%
% of FP17s Relating to Free Repair or Replacements	26	2,344	1.1%	0.7%	0.8%	0.8%
% of FP17s Relating to Continuations	70	2,344	3.0%	0.8%	0.9%	0.9%
% of Patients satisfied with the dentistry they have received	2	2	N/A	93.3%	93.6%	93.2%
% of Patients satisfied with the time they had to wait for an appointment	2	2	N/A	90.1%	88.6%	88.3%

* This is based on patients treated on this contract for their most recent course of treatment. Figures in italics indicate the base number of FP17s or Patient Questionnaire responses are less than 100. N/A is shown where the base number of responses is less than 10 during the period. % is calculated as Quantity/Base number*100

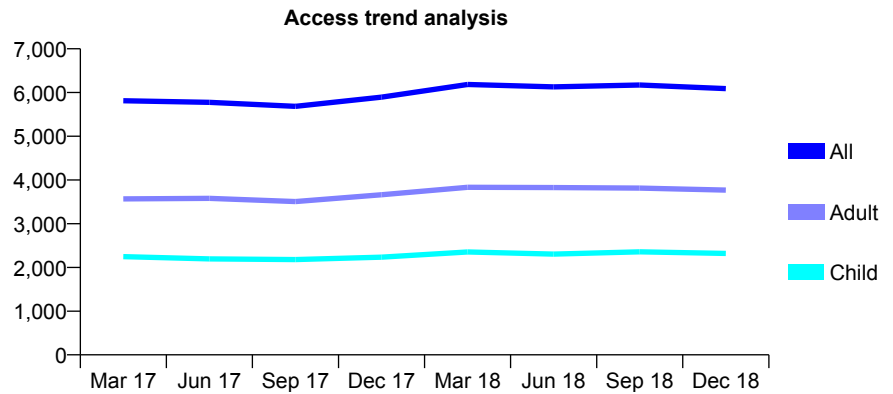
Q54 - Vital Signs At a Glance Contract Report for 177407/0005 - December 2018

Name or company name	BST Partnership
Contract type name	GDS Contract
Purpose of contract	General
Contract start date	01/04/2013
Contract end date	

18/19 Contracted general activity (UDA)	15,774
Carry forward general activity (UDA)	118
18/19 Contracted orthodontic activity (UOA)	0
Carry forward orthodontic activity (UOA)	0
Baseline contract value	£385,125.56

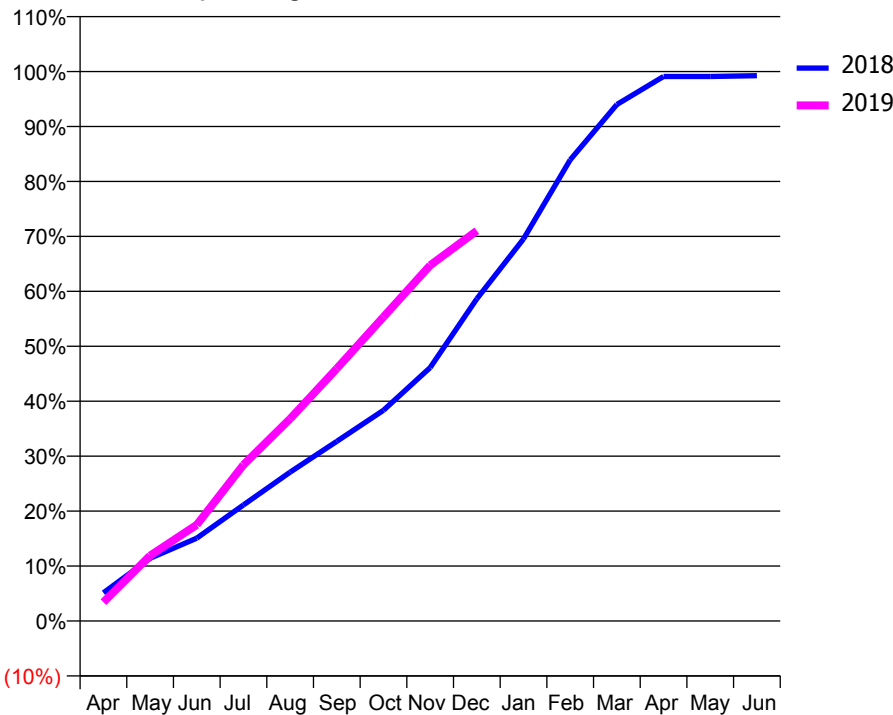
ACCESS*

Patients seen in 24 months	Total	Change since previous quarter
Quarter ending December 2017	5,894	
Quarter ending March 2018	6,184	↑
Quarter ending June 2018	6,130	→
Quarter ending September 2018	6,171	→
Quarter ending December 2018	6,089	↓
Variance since December 2017	3.3%	↑



ACTIVITY

Cumulative percentage of contracted UDA delivered 2018 & 2019



Month	Adjusted Scheduled Activity (UDA)	
	2018	2019
April	809	541
May	1,802	1,878
June	2,378	2,761
July	3,332	4,485
August	4,275	5,806
September	5,158	7,246
October	6,051	8,731
November	7,273	10,211
December	9,248	11,204
January	10,968	
February	13,237	
March	14,828	
April	15,631	
May	15,633	
June	15,656	

QUALITY

	Quantity	Base Number	Contract	AT	Region	England
% of FP17s for the same patient ID Re-attending within 3 months - Children	225	2,048	11.0%	9.9%	11.6%	11.8%
% of FP17s for the same patient ID Re-attending within 3 months - Adults	561	3,068	18.3%	14.7%	15.1%	15.6%
% of FP17s for the same patient ID Re-attending between 3 & 9 months - Children	831	2,048	40.6%	53.0%	59.9%	58.8%
% of FP17s for the same patient ID Re-attending between 3 & 9 months - Adults	1,019	3,068	33.2%	47.8%	52.0%	51.0%
% of FP17s for Band 1 Urgent Courses	741	4,812	15.4%	7.9%	8.0%	9.0%
% of FP17s Relating to Free Repair or Replacements	3	4,812	0.1%	0.7%	0.8%	0.8%
% of FP17s Relating to Continuations	0	4,812	0.0%	0.8%	0.9%	0.9%
% of Patients satisfied with the dentistry they have received	1	1	N/A	93.3%	93.6%	93.2%
% of Patients satisfied with the time they had to wait for an appointment	1	1	N/A	90.1%	88.6%	88.3%

* This is based on patients treated on this contract for their most recent course of treatment. Figures in italics indicate the base number of FP17s or Patient Questionnaire responses are less than 100. N/A is shown where the base number of responses is less than 10 during the period. % is calculated as Quantity/Base number*100

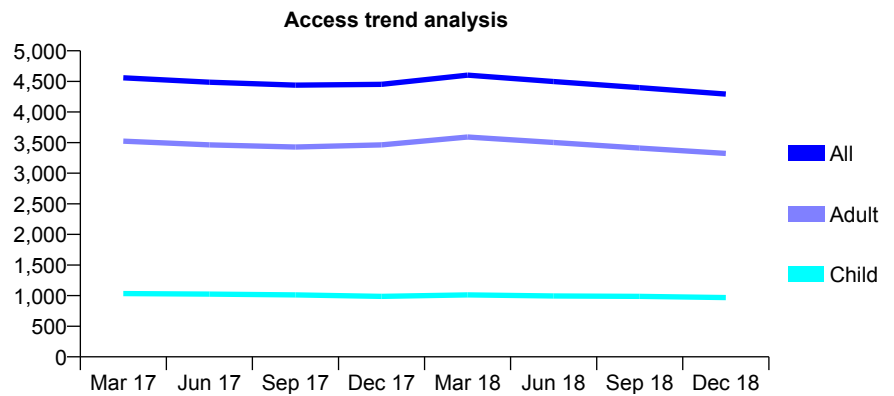
Q54 - Vital Signs At a Glance Contract Report for 178853/0001 - December 2018

Name or company name	OraCo Ltd
Contract type name	GDS Contract
Purpose of contract	General
Contract start date	01/04/2011
Contract end date	

18/19 Contracted general activity (UDA)	14,447
Carry forward general activity (UDA)	-149
18/19 Contracted orthodontic activity (UOA)	0
Carry forward orthodontic activity (UOA)	0
Baseline contract value	£411,546.35

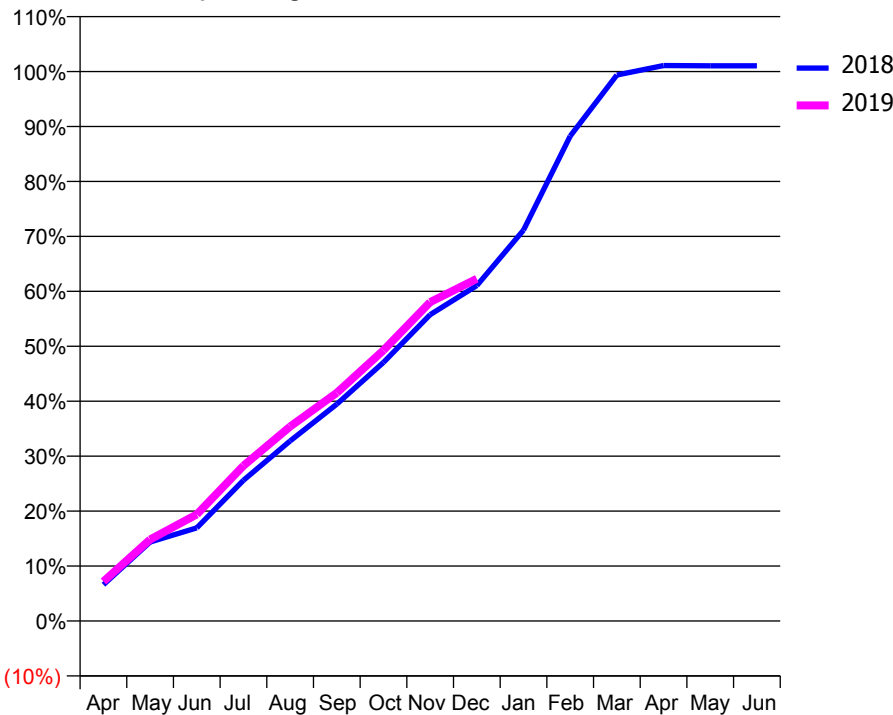
ACCESS*

Patients seen in 24 months	Total	Change since previous quarter
Quarter ending December 2017	4,451	
Quarter ending March 2018	4,603	↑
Quarter ending June 2018	4,497	↓
Quarter ending September 2018	4,398	↓
Quarter ending December 2018	4,292	↓
Variance since December 2017	(3.6%)	↓



ACTIVITY

Cumulative percentage of contracted UDA delivered 2018 & 2019



Month	Adjusted Scheduled Activity (UDA)	
	2018	2019
April	956	1,041
May	2,077	2,144
June	2,449	2,804
July	3,701	4,083
August	4,734	5,114
September	5,703	5,999
October	6,800	7,118
November	8,054	8,385
December	8,820	8,998
January	10,278	
February	12,748	
March	14,355	
April	14,605	
May	14,596	
June	14,596	

QUALITY

	Quantity	Base Number	Contract	AT	Region	England
% of FP17s for the same patient ID Re-attending within 3 months - Children	62	1,059	5.9%	9.9%	11.6%	11.8%
% of FP17s for the same patient ID Re-attending within 3 months - Adults	358	2,359	15.2%	14.7%	15.1%	15.6%
% of FP17s for the same patient ID Re-attending between 3 & 9 months - Children	630	1,059	59.5%	53.0%	59.9%	58.8%
% of FP17s for the same patient ID Re-attending between 3 & 9 months - Adults	1,071	2,359	45.4%	47.8%	52.0%	51.0%
% of FP17s for Band 1 Urgent Courses	267	3,333	8.0%	7.9%	8.0%	9.0%
% of FP17s Relating to Free Repair or Replacements	98	3,333	2.9%	0.7%	0.8%	0.8%
% of FP17s Relating to Continuations	37	3,333	1.1%	0.8%	0.9%	0.9%
% of Patients satisfied with the dentistry they have received	2	3	N/A	93.3%	93.6%	93.2%
% of Patients satisfied with the time they had to wait for an appointment	1	3	N/A	90.1%	88.6%	88.3%

* This is based on patients treated on this contract for their most recent course of treatment. Figures in italics indicate the base number of FP17s or Patient Questionnaire responses are less than 100. N/A is shown where the base number of responses is less than 10 during the period. % is calculated as Quantity/Base number*100

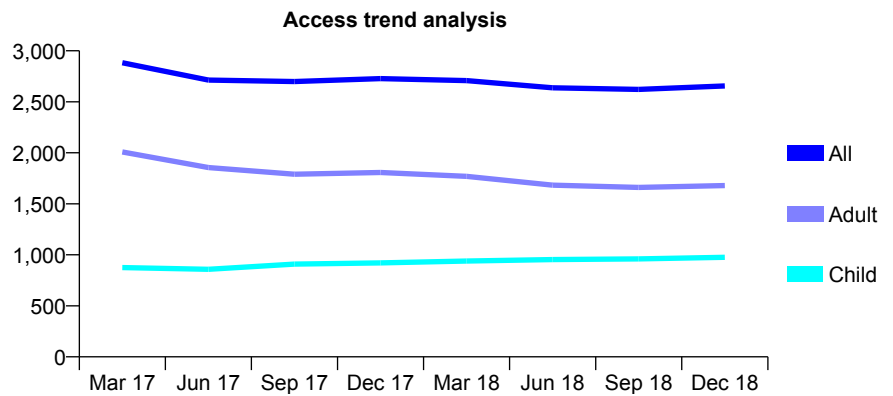
Q54 - Vital Signs At a Glance Contract Report for 180009/0001 - December 2018

Name or company name	Aesthetic Dental Implant Surgery
Contract type name	GDS Contract
Purpose of contract	General
Contract start date	01/11/2011
Contract end date	

18/19 Contracted general activity (UDA)	4,305
Carry forward general activity (UDA)	-37
18/19 Contracted orthodontic activity (UOA)	0
Carry forward orthodontic activity (UOA)	0
Baseline contract value	£99,793.14

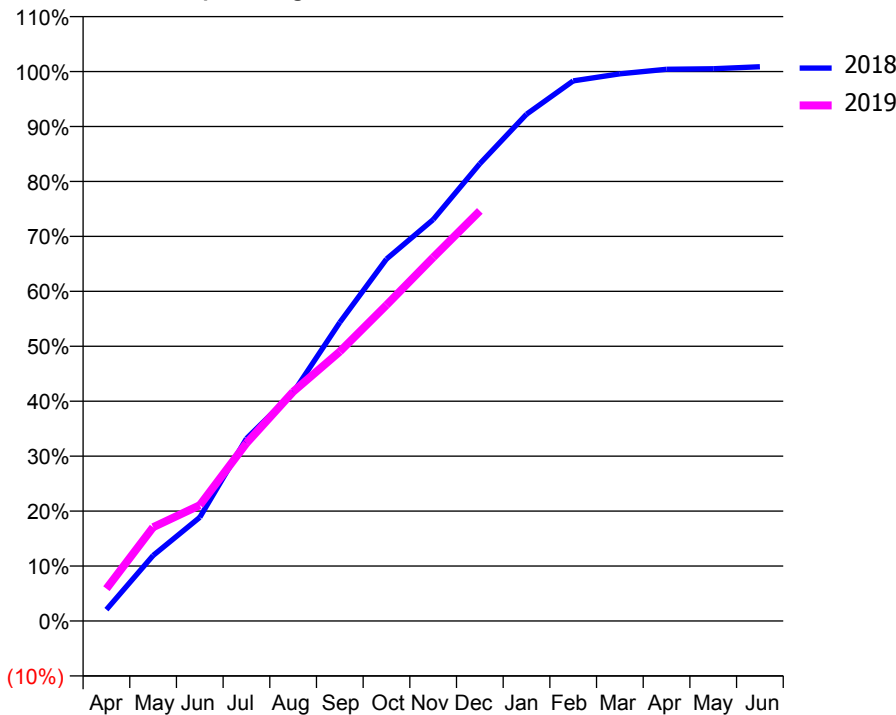
ACCESS*

Patients seen in 24 months	Total	Change since previous quarter
Quarter ending December 2017	2,728	
Quarter ending March 2018	2,708	→
Quarter ending June 2018	2,637	↓
Quarter ending September 2018	2,621	→
Quarter ending December 2018	2,655	→
Variance since December 2017	(2.7%)	↓



ACTIVITY

Cumulative percentage of contracted UDA delivered 2018 & 2019



Adjusted Scheduled Activity (UDA)		
Month	2018	2019
April	89	254
May	513	735
June	813	907
July	1,429	1,394
August	1,789	1,796
September	2,340	2,111
October	2,836	2,475
November	3,145	2,848
December	3,583	3,213
January	3,970	
February	4,231	
March	4,287	
April	4,322	
May	4,326	
June	4,342	

QUALITY

	Quantity	Base Number	Contract	AT	Region	England
% of FP17s for the same patient ID Re-attending within 3 months - Children	70	973	7.2%	9.9%	11.6%	11.8%
% of FP17s for the same patient ID Re-attending within 3 months - Adults	307	1,333	23.0%	14.7%	15.1%	15.6%
% of FP17s for the same patient ID Re-attending between 3 & 9 months - Children	400	973	41.1%	53.0%	59.9%	58.8%
% of FP17s for the same patient ID Re-attending between 3 & 9 months - Adults	349	1,333	26.2%	47.8%	52.0%	51.0%
% of FP17s for Band 1 Urgent Courses	199	1,537	12.9%	7.9%	8.0%	9.0%
% of FP17s Relating to Free Repair or Replacements	7	1,537	0.5%	0.7%	0.8%	0.8%
% of FP17s Relating to Continuations	7	1,537	0.5%	0.8%	0.9%	0.9%
% of Patients satisfied with the dentistry they have received	0	0	N/A	93.3%	93.6%	93.2%
% of Patients satisfied with the time they had to wait for an appointment	0	0	N/A	90.1%	88.6%	88.3%

* This is based on patients treated on this contract for their most recent course of treatment. Figures in italics indicate the base number of FP17s or Patient Questionnaire responses are less than 100. N/A is shown where the base number of responses is less than 10 during the period. % is calculated as Quantity/Base number*100

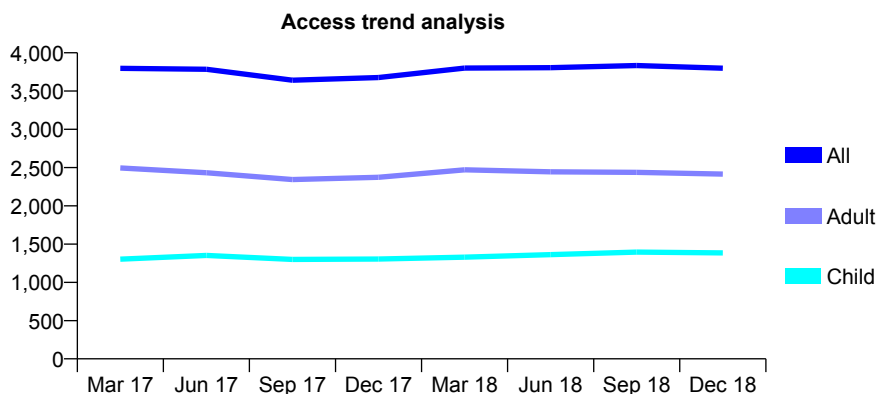
Q54 - Vital Signs At a Glance Contract Report for 180017/0001 - December 2018

Name or company name	Dr AS Bhandal, Dr Balbir Bhandal & Dr Balj
Contract type name	GDS Contract
Purpose of contract	General
Contract start date	28/05/2010
Contract end date	

18/19 Contracted general activity (UDA)	10,544
Carry forward general activity (UDA)	-58
18/19 Contracted orthodontic activity (UOA)	0
Carry forward orthodontic activity (UOA)	0
Baseline contract value	£249,000.68

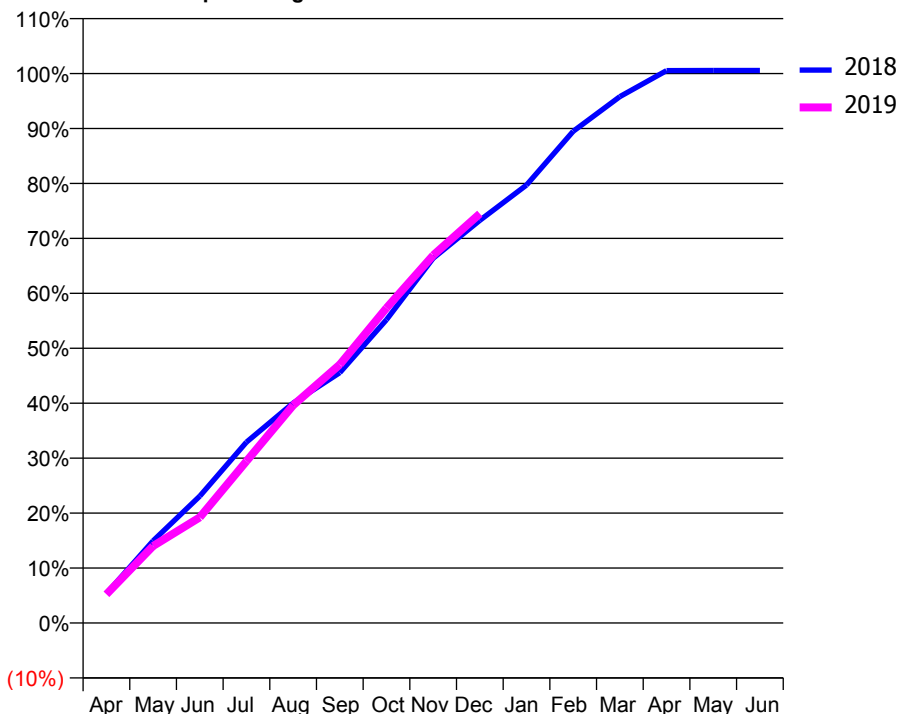
ACCESS*

Patients seen in 24 months	Total	Change since previous quarter
Quarter ending December 2017	3,677	
Quarter ending March 2018	3,800	↑
Quarter ending June 2018	3,806	→
Quarter ending September 2018	3,833	→
Quarter ending December 2018	3,799	→
Variance since December 2017	3.3%	↑



ACTIVITY

Cumulative percentage of contracted UDA delivered 2018 & 2019



Month	Adjusted Scheduled Activity (UDA)	
	2018	2019
April	568	552
May	1,578	1,477
June	2,434	2,028
July	3,471	3,104
August	4,221	4,178
September	4,804	4,961
October	5,819	6,045
November	6,998	7,056
December	7,725	7,855
January	8,403	
February	9,436	
March	10,101	
April	10,600	
May	10,602	
June	10,602	

QUALITY

	Quantity	Base Number	Contract	AT	Region	England
% of FP17s for the same patient ID Re-attending within 3 months - Children	89	1,468	6.1%	9.9%	11.6%	11.8%
% of FP17s for the same patient ID Re-attending within 3 months - Adults	250	2,130	11.7%	14.7%	15.1%	15.6%
% of FP17s for the same patient ID Re-attending between 3 & 9 months - Children	663	1,468	45.2%	53.0%	59.9%	58.8%
% of FP17s for the same patient ID Re-attending between 3 & 9 months - Adults	842	2,130	39.5%	47.8%	52.0%	51.0%
% of FP17s for Band 1 Urgent Courses	126	3,434	3.7%	7.9%	8.0%	9.0%
% of FP17s Relating to Free Repair or Replacements	2	3,434	0.1%	0.7%	0.8%	0.8%
% of FP17s Relating to Continuations	2	3,434	0.1%	0.8%	0.9%	0.9%
% of Patients satisfied with the dentistry they have received	1	3	N/A	93.3%	93.6%	93.2%
% of Patients satisfied with the time they had to wait for an appointment	2	3	N/A	90.1%	88.6%	88.3%

* This is based on patients treated on this contract for their most recent course of treatment. Figures in italics indicate the base number of FP17s or Patient Questionnaire responses are less than 100. N/A is shown where the base number of responses is less than 10 during the period. % is calculated as Quantity/Base number*100

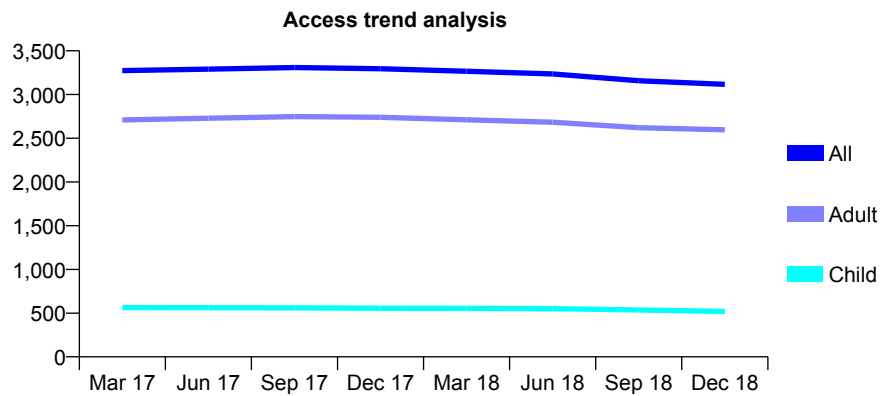
Q54 - Vital Signs At a Glance Contract Report for 181544/0001 - December 2018

Name or company name	Pelsall Road Dental Partnership
Contract type name	GDS Contract
Purpose of contract	General
Contract start date	30/07/2012
Contract end date	

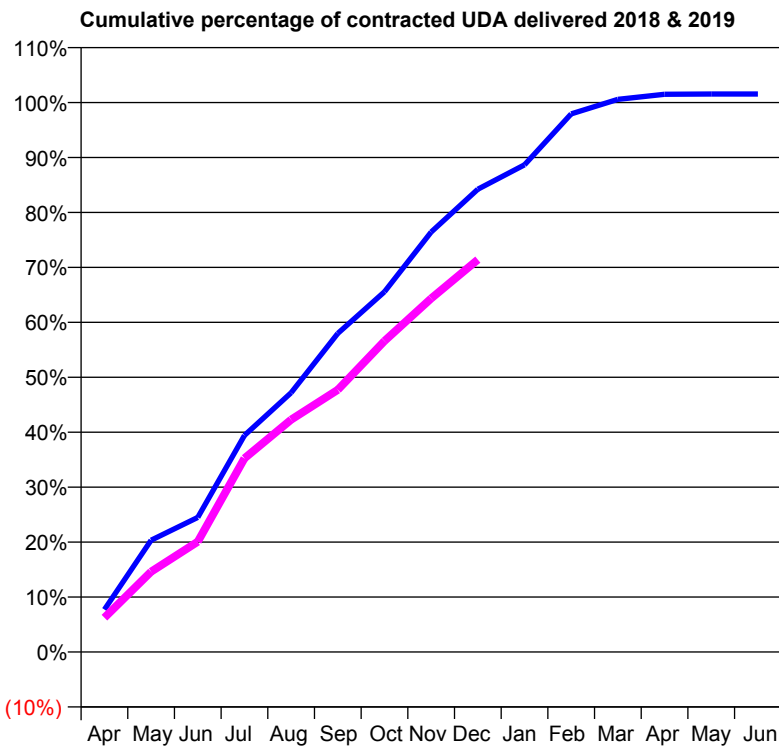
18/19 Contracted general activity (UDA)	8,071
Carry forward general activity (UDA)	-124
18/19 Contracted orthodontic activity (UOA)	0
Carry forward orthodontic activity (UOA)	0
Baseline contract value	£297,798.01

ACCESS*

Patients seen in 24 months	Total	Change since previous quarter
Quarter ending December 2017	3,295	
Quarter ending March 2018	3,266	→
Quarter ending June 2018	3,235	→
Quarter ending September 2018	3,157	↓
Quarter ending December 2018	3,116	↓
Variance since December 2017	(5.4%)	↓



ACTIVITY



Adjusted Scheduled Activity (UDA)		
Month	2018	2019
April	624	504
May	1,643	1,179
June	1,978	1,621
July	3,182	2,845
August	3,809	3,413
September	4,680	3,852
October	5,291	4,569
November	6,169	5,193
December	6,797	5,764
January	7,156	
February	7,903	
March	8,116	
April	8,192	
May	8,195	
June	8,195	

QUALITY

	Quantity	Base Number	Contract	AT	Region	England
% of FP17s for the same patient ID Re-attending within 3 months - Children	29	592	4.9%	9.9%	11.6%	11.8%
% of FP17s for the same patient ID Re-attending within 3 months - Adults	248	2,536	9.8%	14.7%	15.1%	15.6%
% of FP17s for the same patient ID Re-attending between 3 & 9 months - Children	383	592	64.7%	53.0%	59.9%	58.8%
% of FP17s for the same patient ID Re-attending between 3 & 9 months - Adults	1,484	2,536	58.5%	47.8%	52.0%	51.0%
% of FP17s for Band 1 Urgent Courses	129	3,066	4.2%	7.9%	8.0%	9.0%
% of FP17s Relating to Free Repair or Replacements	3	3,066	0.1%	0.7%	0.8%	0.8%
% of FP17s Relating to Continuations	49	3,066	1.6%	0.8%	0.9%	0.9%
% of Patients satisfied with the dentistry they have received	2	2	N/A	93.3%	93.6%	93.2%
% of Patients satisfied with the time they had to wait for an appointment	2	2	N/A	90.1%	88.6%	88.3%

* This is based on patients treated on this contract for their most recent course of treatment. Figures in italics indicate the base number of FP17s or Patient Questionnaire responses are less than 100. N/A is shown where the base number of responses is less than 10 during the period. % is calculated as Quantity/Base number*100

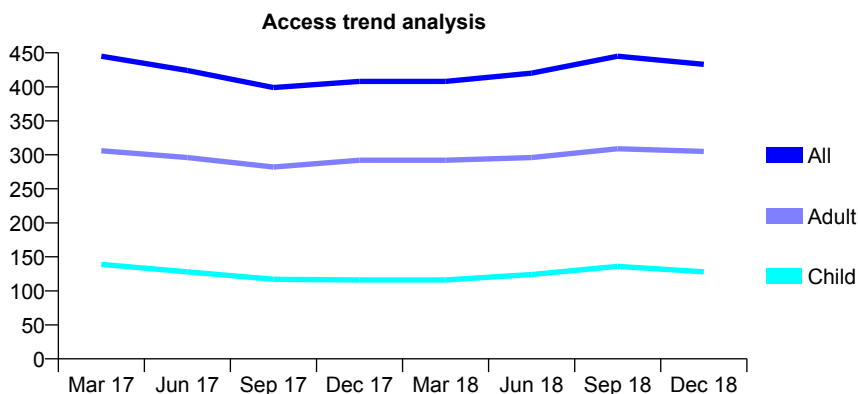
Q54 - Vital Signs At a Glance Contract Report for 183628/0001 - December 2018

Name or company name	Greenwood Dental Clinic
Contract type name	GDS Contract
Purpose of contract	General
Contract start date	09/11/2013
Contract end date	

18/19 Contracted general activity (UDA)	1,150
Carry forward general activity (UDA)	0
18/19 Contracted orthodontic activity (UOA)	0
Carry forward orthodontic activity (UOA)	0
Baseline contract value	£26,283.05

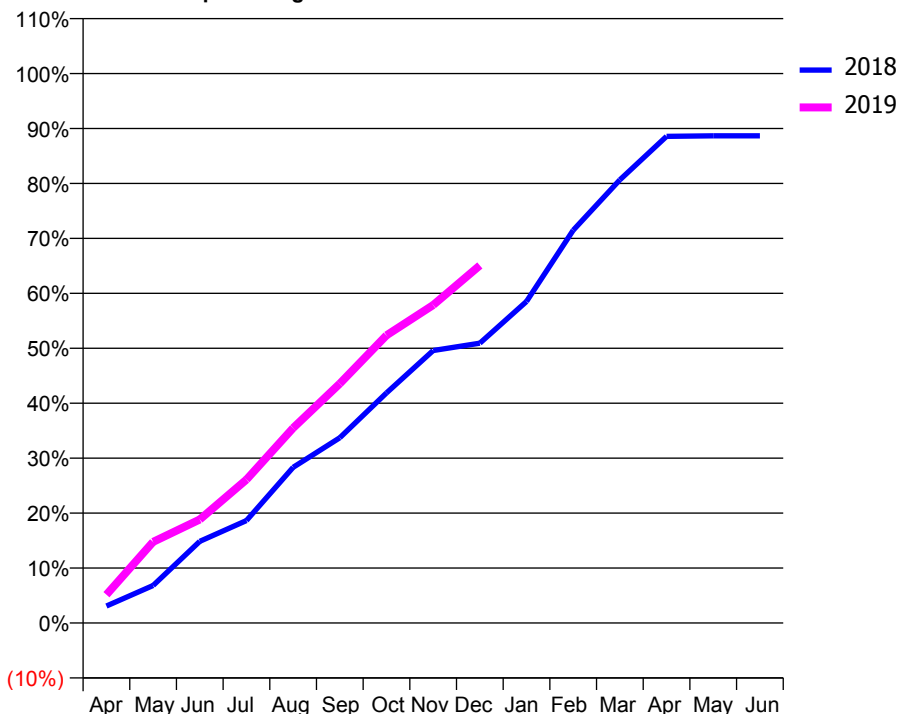
ACCESS*

Patients seen in 24 months	Total	Change since previous quarter
Quarter ending December 2017	408	
Quarter ending March 2018	408	→
Quarter ending June 2018	420	↑
Quarter ending September 2018	445	↑
Quarter ending December 2018	433	↓
Variance since December 2017	6.1%	↑



ACTIVITY

Cumulative percentage of contracted UDA delivered 2018 & 2019



Adjusted Scheduled Activity (UDA)		
Month	2018	2019
April	36	59
May	79	170
June	171	217
July	214	300
August	326	408
September	388	501
October	482	602
November	570	665
December	586	748
January	673	
February	822	
March	927	
April	1,019	
May	1,020	
June	1,020	

QUALITY

	Quantity	Base Number	Contract	AT	Region	England
% of FP17s for the same patient ID Re-attending within 3 months - Children	11	125	8.8%	9.9%	11.6%	11.8%
% of FP17s for the same patient ID Re-attending within 3 months - Adults	53	287	18.5%	14.7%	15.1%	15.6%
% of FP17s for the same patient ID Re-attending between 3 & 9 months - Children	58	125	46.4%	53.0%	59.9%	58.8%
% of FP17s for the same patient ID Re-attending between 3 & 9 months - Adults	137	287	47.7%	47.8%	52.0%	51.0%
% of FP17s for Band 1 Urgent Courses	54	376	14.4%	7.9%	8.0%	9.0%
% of FP17s Relating to Free Repair or Replacements	0	376	0.0%	0.7%	0.8%	0.8%
% of FP17s Relating to Continuations	4	376	1.1%	0.8%	0.9%	0.9%
% of Patients satisfied with the dentistry they have received	0	0	N/A	93.3%	93.6%	93.2%
% of Patients satisfied with the time they had to wait for an appointment	0	0	N/A	90.1%	88.6%	88.3%

* This is based on patients treated on this contract for their most recent course of treatment. Figures in italics indicate the base number of FP17s or Patient Questionnaire responses are less than 100. N/A is shown where the base number of responses is less than 10 during the period. % is calculated as Quantity/Base number*100

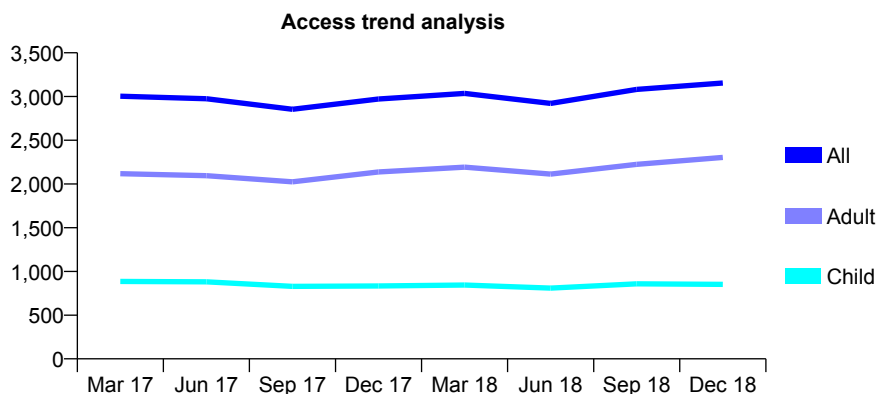
Q54 - Vital Signs At a Glance Contract Report for 184152/0001 - December 2018

Name or company name	Cromer Road Dental Care
Contract type name	GDS Contract
Purpose of contract	General
Contract start date	01/02/2009
Contract end date	

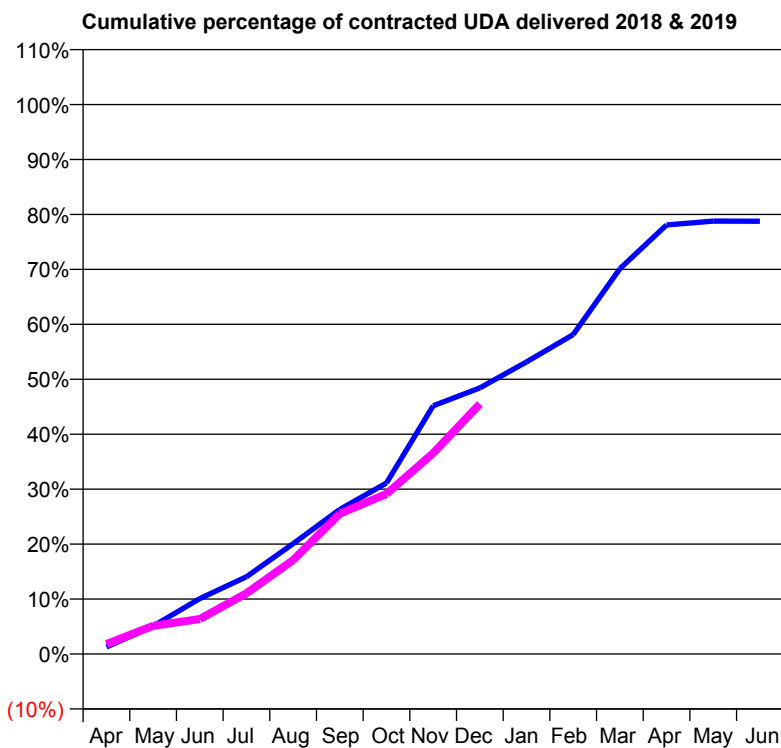
18/19 Contracted general activity (UDA)	13,947
Carry forward general activity (UDA)	0
18/19 Contracted orthodontic activity (UOA)	0
Carry forward orthodontic activity (UOA)	0
Baseline contract value	£423,256.72

ACCESS*

Patients seen in 24 months	Total	Change since previous quarter
Quarter ending December 2017	2,971	
Quarter ending March 2018	3,036	↑
Quarter ending June 2018	2,922	↓
Quarter ending September 2018	3,082	↑
Quarter ending December 2018	3,155	↑
Variance since December 2017	6.2%	↑



ACTIVITY



Month	Adjusted Scheduled Activity (UDA)	
	2018	2019
April	178	252
May	709	715
June	1,406	889
July	1,960	1,543
August	2,800	2,385
September	3,670	3,564
October	4,340	4,064
November	6,300	5,098
December	6,754	6,347
January	7,414	
February	8,109	
March	9,779	
April	10,891	
May	10,989	
June	10,983	

QUALITY

	Quantity	Base Number	Contract	AT	Region	England
% of FP17s for the same patient ID Re-attending within 3 months - Children	45	694	6.5%	9.9%	11.6%	11.8%
% of FP17s for the same patient ID Re-attending within 3 months - Adults	232	1,778	13.0%	14.7%	15.1%	15.6%
% of FP17s for the same patient ID Re-attending between 3 & 9 months - Children	211	694	30.4%	53.0%	59.9%	58.8%
% of FP17s for the same patient ID Re-attending between 3 & 9 months - Adults	487	1,778	27.4%	47.8%	52.0%	51.0%
% of FP17s for Band 1 Urgent Courses	253	2,211	11.4%	7.9%	8.0%	9.0%
% of FP17s Relating to Free Repair or Replacements	22	2,211	1.0%	0.7%	0.8%	0.8%
% of FP17s Relating to Continuations	4	2,211	0.2%	0.8%	0.9%	0.9%
% of Patients satisfied with the dentistry they have received	1	1	N/A	93.3%	93.6%	93.2%
% of Patients satisfied with the time they had to wait for an appointment	0	1	N/A	90.1%	88.6%	88.3%

* This is based on patients treated on this contract for their most recent course of treatment. Figures in italics indicate the base number of FP17s or Patient Questionnaire responses are less than 100. N/A is shown where the base number of responses is less than 10 during the period. % is calculated as Quantity/Base number*100

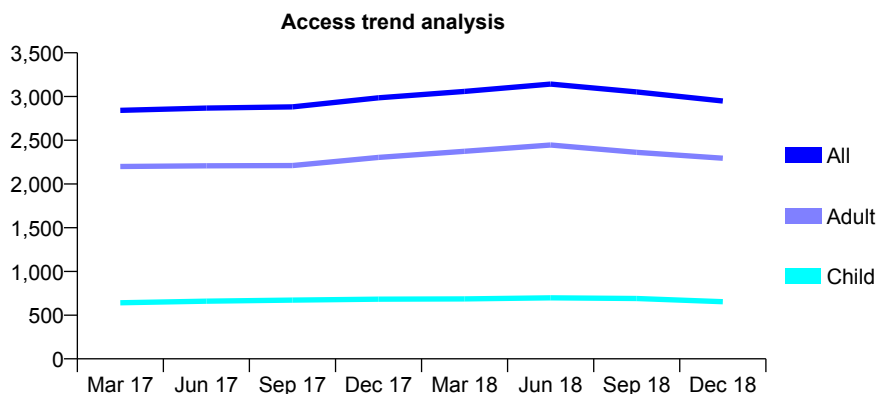
Q54 - Vital Signs At a Glance Contract Report for 184780/0001 - December 2018

Name or company name	Short Heath Dental Practice
Contract type name	GDS Contract
Purpose of contract	General
Contract start date	15/10/2014
Contract end date	

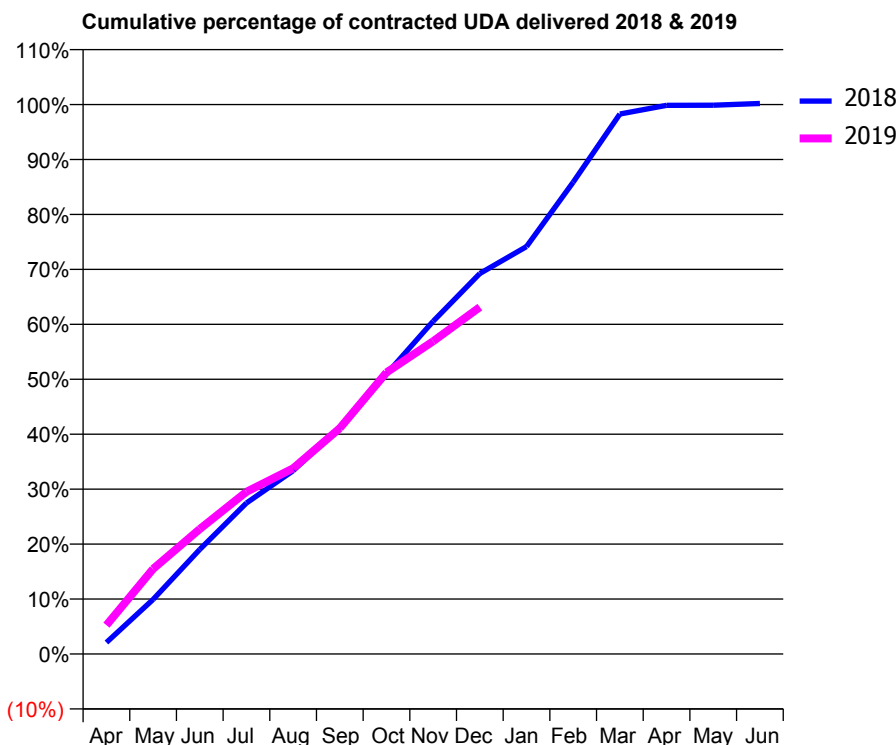
18/19 Contracted general activity (UDA)	7,926
Carry forward general activity (UDA)	-14
18/19 Contracted orthodontic activity (UOA)	0
Carry forward orthodontic activity (UOA)	0
Baseline contract value	£192,725.73

ACCESS*

Patients seen in 24 months	Total	Change since previous quarter
Quarter ending December 2017	2,985	
Quarter ending March 2018	3,059	↑
Quarter ending June 2018	3,142	↑
Quarter ending September 2018	3,052	↓
Quarter ending December 2018	2,949	↓
Variance since December 2017	(1.2%)	↓



ACTIVITY



Month	Adjusted Scheduled Activity (UDA)	
	2018	2019
April	167	416
May	787	1,229
June	1,510	1,803
July	2,179	2,341
August	2,643	2,678
September	3,271	3,257
October	4,038	4,060
November	4,801	4,510
December	5,489	5,004
January	5,877	
February	6,806	
March	7,788	
April	7,913	
May	7,916	
June	7,941	

QUALITY

	Quantity	Base Number	Contract	AT	Region	England
% of FP17s for the same patient ID Re-attending within 3 months - Children	36	607	5.9%	9.9%	11.6%	11.8%
% of FP17s for the same patient ID Re-attending within 3 months - Adults	177	1,662	10.6%	14.7%	15.1%	15.6%
% of FP17s for the same patient ID Re-attending between 3 & 9 months - Children	350	607	57.7%	53.0%	59.9%	58.8%
% of FP17s for the same patient ID Re-attending between 3 & 9 months - Adults	795	1,662	47.8%	47.8%	52.0%	51.0%
% of FP17s for Band 1 Urgent Courses	187	2,192	8.5%	7.9%	8.0%	9.0%
% of FP17s Relating to Free Repair or Replacements	19	2,192	0.9%	0.7%	0.8%	0.8%
% of FP17s Relating to Continuations	37	2,192	1.7%	0.8%	0.9%	0.9%
% of Patients satisfied with the dentistry they have received	1	1	N/A	93.3%	93.6%	93.2%
% of Patients satisfied with the time they had to wait for an appointment	1	1	N/A	90.1%	88.6%	88.3%

* This is based on patients treated on this contract for their most recent course of treatment. Figures in italics indicate the base number of FP17s or Patient Questionnaire responses are less than 100. N/A is shown where the base number of responses is less than 10 during the period. % is calculated as Quantity/Base number*100

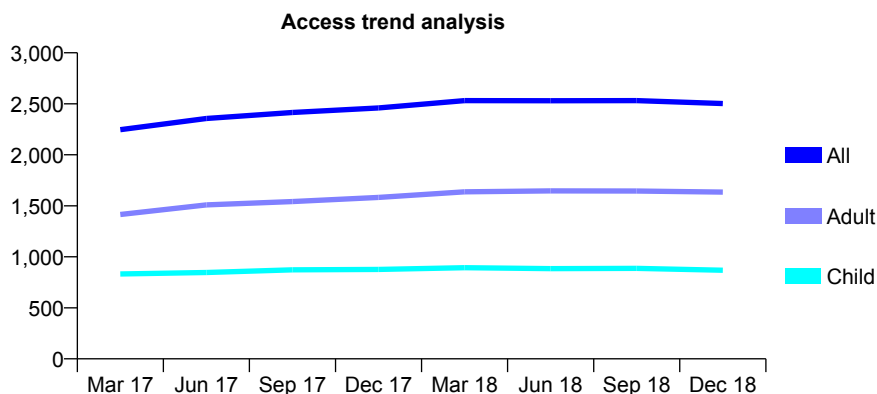
Q54 - Vital Signs At a Glance Contract Report for 184926/0001 - December 2018

Name or company name	Mrs Jaspreet Kiran Kaur Pahal
Contract type name	GDS Contract
Purpose of contract	General and Orthodontic
Contract start date	01/01/2016
Contract end date	

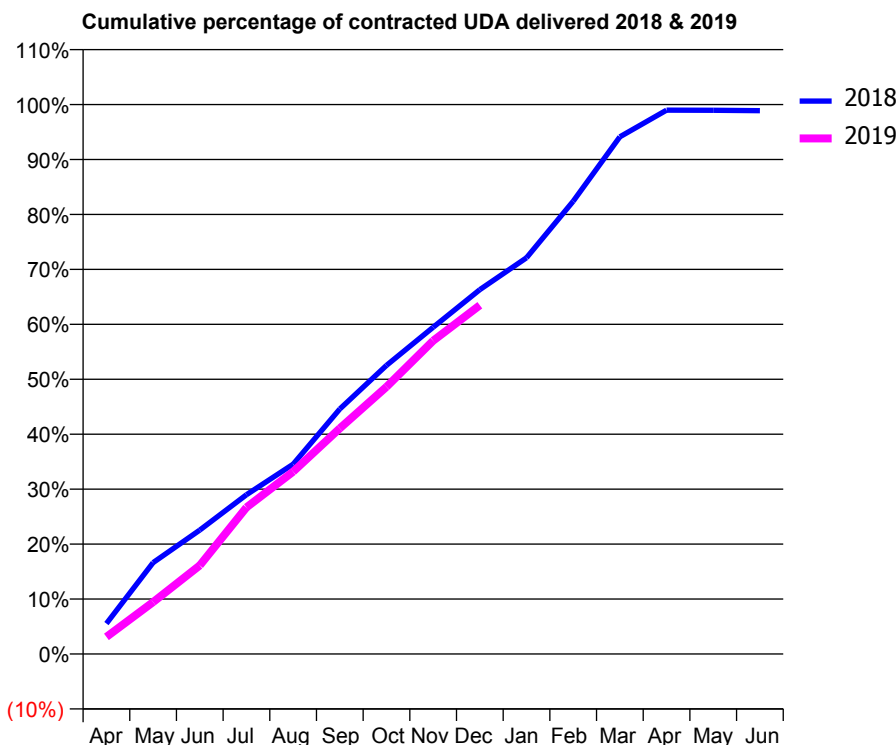
18/19 Contracted general activity (UDA)	7,545
Carry forward general activity (UDA)	84
18/19 Contracted orthodontic activity (UOA)	451
Carry forward orthodontic activity (UOA)	0
Baseline contract value	£210,717.78

ACCESS*

Patients seen in 24 months	Total	Change since previous quarter
Quarter ending December 2017	2,459	
Quarter ending March 2018	2,531	↑
Quarter ending June 2018	2,530	→
Quarter ending September 2018	2,532	→
Quarter ending December 2018	2,503	↓
Variance since December 2017	1.8%	→



ACTIVITY



Month	Adjusted Scheduled Activity (UDA)	
	2018	2019
April	418	236
May	1,254	712
June	1,702	1,217
July	2,188	2,013
August	2,607	2,505
September	3,365	3,099
October	3,963	3,669
November	4,487	4,301
December	5,003	4,789
January	5,440	
February	6,217	
March	7,100	
April	7,468	
May	7,465	
June	7,461	

QUALITY

	Quantity	Base Number	Contract	AT	Region	England
% of FP17s for the same patient ID Re-attending within 3 months - Children	98	973	10.1%	9.9%	11.6%	11.8%
% of FP17s for the same patient ID Re-attending within 3 months - Adults	280	1,722	16.3%	14.7%	15.1%	15.6%
% of FP17s for the same patient ID Re-attending between 3 & 9 months - Children	638	973	65.6%	53.0%	59.9%	58.8%
% of FP17s for the same patient ID Re-attending between 3 & 9 months - Adults	1,027	1,722	59.6%	47.8%	52.0%	51.0%
% of FP17s for Band 1 Urgent Courses	204	2,519	8.1%	7.9%	8.0%	9.0%
% of FP17s Relating to Free Repair or Replacements	7	2,519	0.3%	0.7%	0.8%	0.8%
% of FP17s Relating to Continuations	6	2,519	0.2%	0.8%	0.9%	0.9%
% of Patients satisfied with the dentistry they have received	2	2	N/A	93.3%	93.6%	93.2%
% of Patients satisfied with the time they had to wait for an appointment	2	2	N/A	90.1%	88.6%	88.3%

* This is based on patients treated on this contract for their most recent course of treatment. Figures in italics indicate the base number of FP17s or Patient Questionnaire responses are less than 100. N/A is shown where the base number of responses is less than 10 during the period. % is calculated as Quantity/Base number*100

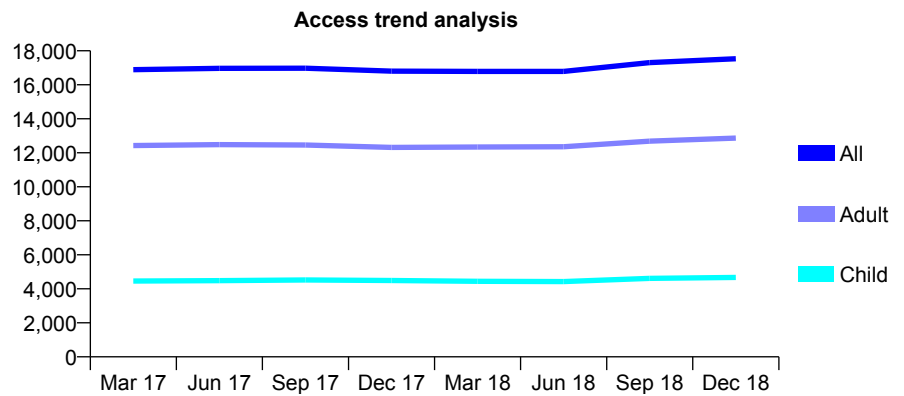
Q54 - Vital Signs At a Glance Contract Report for 186813/0001 - December 2018

Name or company name	The Smile Centre(Birmingham) Ltd
Contract type name	GDS Contract
Purpose of contract	General and Orthodontic
Contract start date	28/06/2012
Contract end date	

18/19 Contracted general activity (UDA)	45,903
Carry forward general activity (UDA)	766
18/19 Contracted orthodontic activity (UOA)	2
Carry forward orthodontic activity (UOA)	0
Baseline contract value	£1,172,392.19

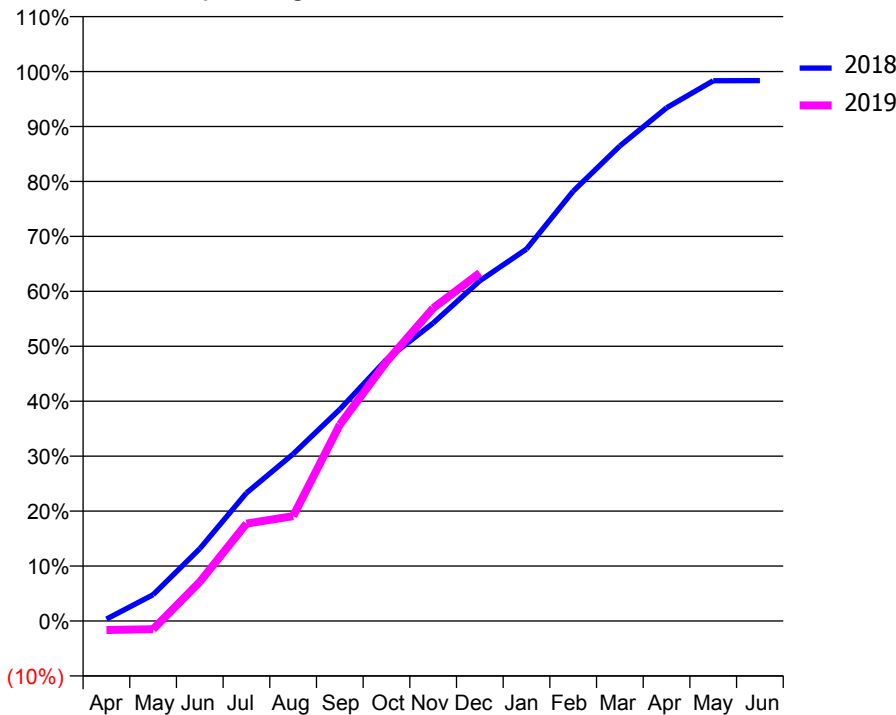
ACCESS*

Patients seen in 24 months	Total	Change since previous quarter
Quarter ending December 2017	16,807	
Quarter ending March 2018	16,787	→
Quarter ending June 2018	16,787	→
Quarter ending September 2018	17,302	↑
Quarter ending December 2018	17,536	→
Variance since December 2017	4.3%	↑



ACTIVITY

Cumulative percentage of contracted UDA delivered 2018 & 2019



Month	Adjusted Scheduled Activity (UDA)	
	2018	2019
April	159	-764
May	2,195	-697
June	6,044	3,273
July	10,701	8,139
August	13,953	8,762
September	17,686	16,405
October	21,849	21,657
November	24,891	26,143
December	28,423	29,082
January	31,073	
February	35,903	
March	39,685	
April	42,874	
May	45,135	
June	45,136	

QUALITY

	Quantity	Base Number	Contract	AT	Region	England
% of FP17s for the same patient ID Re-attending within 3 months - Children	211	4,088	5.2%	9.9%	11.6%	11.8%
% of FP17s for the same patient ID Re-attending within 3 months - Adults	1,590	10,794	14.7%	14.7%	15.1%	15.6%
% of FP17s for the same patient ID Re-attending between 3 & 9 months - Children	1,506	4,088	36.8%	53.0%	59.9%	58.8%
% of FP17s for the same patient ID Re-attending between 3 & 9 months - Adults	3,957	10,794	36.7%	47.8%	52.0%	51.0%
% of FP17s for Band 1 Urgent Courses	205	11,927	1.7%	7.9%	8.0%	9.0%
% of FP17s Relating to Free Repair or Replacements	283	11,927	2.4%	0.7%	0.8%	0.8%
% of FP17s Relating to Continuations	162	11,927	1.4%	0.8%	0.9%	0.9%
% of Patients satisfied with the dentistry they have received	8	9	N/A	93.3%	93.6%	93.2%
% of Patients satisfied with the time they had to wait for an appointment	8	9	N/A	90.1%	88.6%	88.3%

* This is based on patients treated on this contract for their most recent course of treatment. Figures in italics indicate the base number of FP17s or Patient Questionnaire responses are less than 100. N/A is shown where the base number of responses is less than 10 during the period. % is calculated as Quantity/Base number*100

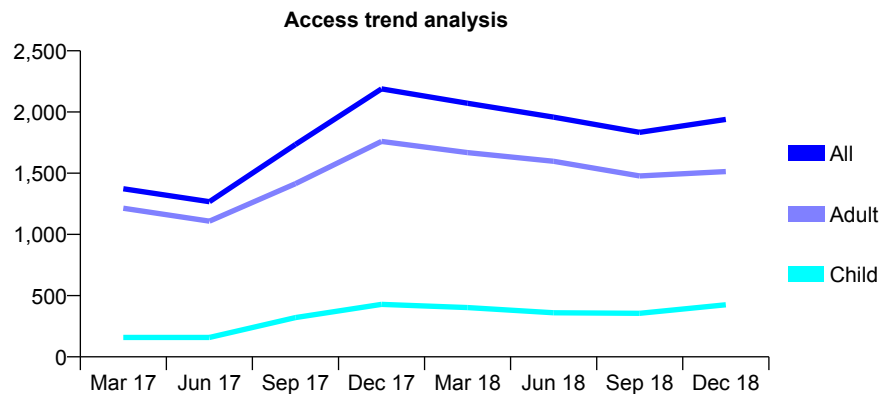
Q54 - Vital Signs At a Glance Contract Report for 188441/0001 - December 2018

Name or company name	Mr Sukhbir Singh & Mr L A Shiels
Contract type name	GDS Contract
Purpose of contract	General
Contract start date	01/12/2011
Contract end date	

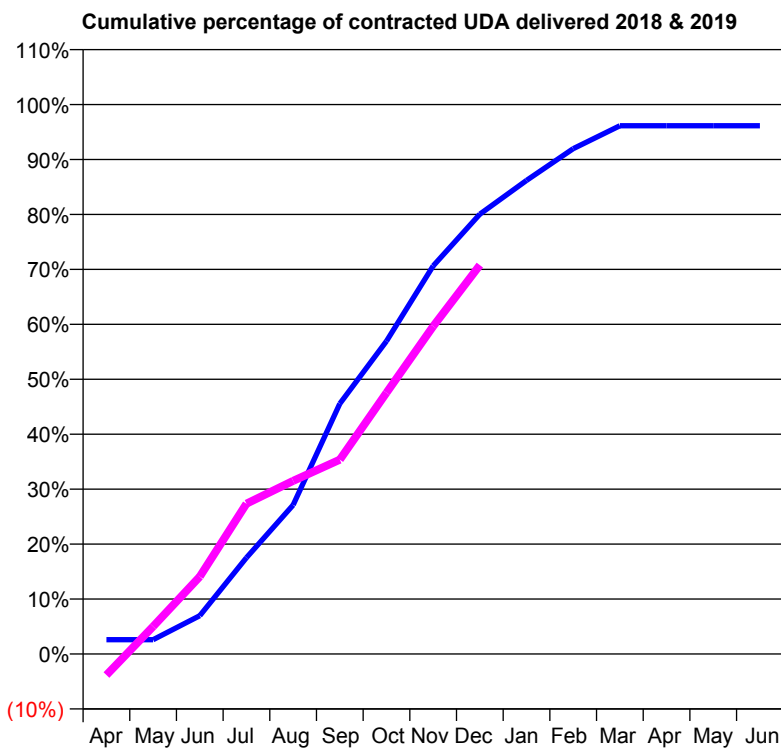
18/19 Contracted general activity (UDA)	4,374
Carry forward general activity (UDA)	168
18/19 Contracted orthodontic activity (UOA)	0
Carry forward orthodontic activity (UOA)	0
Baseline contract value	£98,652.40

ACCESS*

Patients seen in 24 months	Total	Change since previous quarter
Quarter ending December 2017	2,189	
Quarter ending March 2018	2,071	↓
Quarter ending June 2018	1,958	↓
Quarter ending September 2018	1,834	↓
Quarter ending December 2018	1,939	↑
Variance since December 2017	(11.4%)	↓



ACTIVITY



Month	Adjusted Scheduled Activity (UDA)	
	2018	2019
April	114	-168
May	114	219
June	306	616
July	767	1,196
August	1,186	1,378
September	1,993	1,547
October	2,490	2,080
November	3,089	2,609
December	3,501	3,096
January	3,770	
February	4,022	
March	4,205	
April	4,205	
May	4,205	
June	4,205	

QUALITY

	Quantity	Base Number	Contract	AT	Region	England
% of FP17s for the same patient ID Re-attending within 3 months - Children	8	331	2.4%	9.9%	11.6%	11.8%
% of FP17s for the same patient ID Re-attending within 3 months - Adults	54	1,055	5.1%	14.7%	15.1%	15.6%
% of FP17s for the same patient ID Re-attending between 3 & 9 months - Children	72	331	21.8%	53.0%	59.9%	58.8%
% of FP17s for the same patient ID Re-attending between 3 & 9 months - Adults	255	1,055	24.2%	47.8%	52.0%	51.0%
% of FP17s for Band 1 Urgent Courses	75	1,386	5.4%	7.9%	8.0%	9.0%
% of FP17s Relating to Free Repair or Replacements	4	1,386	0.3%	0.7%	0.8%	0.8%
% of FP17s Relating to Continuations	12	1,386	0.9%	0.8%	0.9%	0.9%
% of Patients satisfied with the dentistry they have received	1	1	N/A	93.3%	93.6%	93.2%
% of Patients satisfied with the time they had to wait for an appointment	0	1	N/A	90.1%	88.6%	88.3%

* This is based on patients treated on this contract for their most recent course of treatment. Figures in italics indicate the base number of FP17s or Patient Questionnaire responses are less than 100. N/A is shown where the base number of responses is less than 10 during the period. % is calculated as Quantity/Base number*100

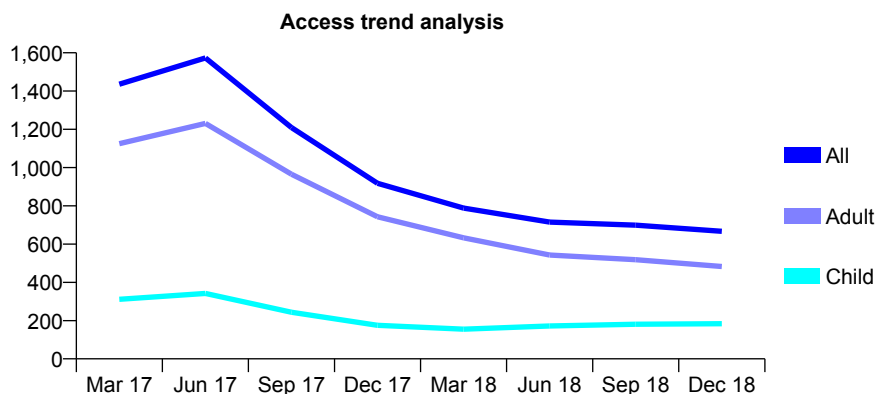
Q54 - Vital Signs At a Glance Contract Report for 188441/0002 - December 2018

Name or company name	Mr Sukhbir Singh & Mr L A Shiels
Contract type name	GDS Contract
Purpose of contract	General
Contract start date	01/12/2011
Contract end date	

18/19 Contracted general activity (UDA)	3,685
Carry forward general activity (UDA)	0
18/19 Contracted orthodontic activity (UOA)	0
Carry forward orthodontic activity (UOA)	0
Baseline contract value	£75,234.79

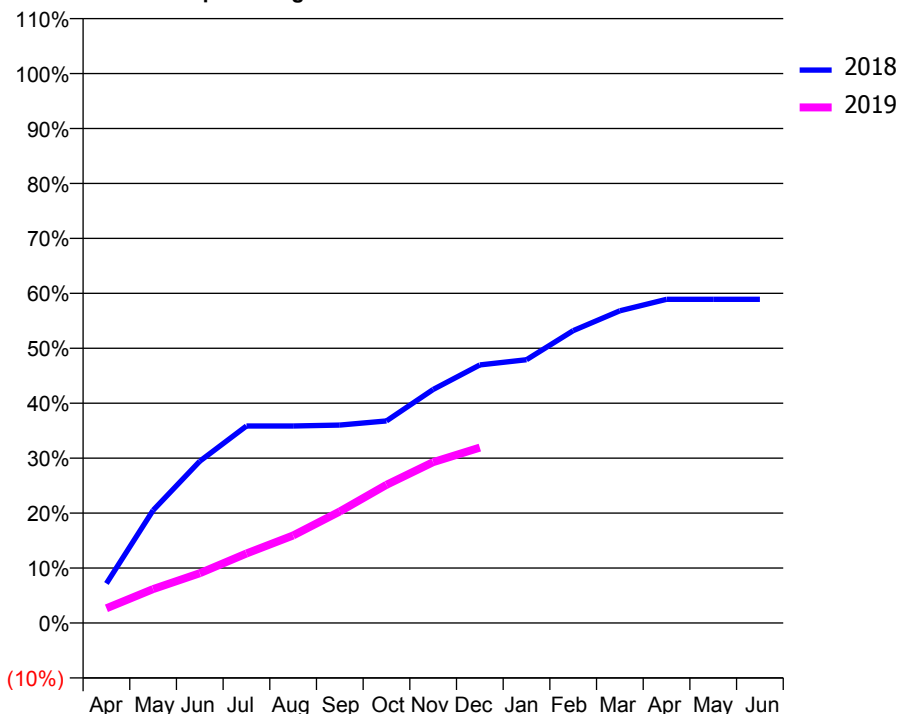
ACCESS*

Patients seen in 24 months	Total	Change since previous quarter
Quarter ending December 2017	918	
Quarter ending March 2018	788	↓
Quarter ending June 2018	715	↓
Quarter ending September 2018	699	↓
Quarter ending December 2018	667	↓
Variance since December 2017	(27.3%)	↓



ACTIVITY

Cumulative percentage of contracted UDA delivered 2018 & 2019



Month	Adjusted Scheduled Activity (UDA)	
	2018	2019
April	265	99
May	756	228
June	1,085	334
July	1,322	467
August	1,322	587
September	1,328	748
October	1,355	927
November	1,566	1,079
December	1,731	1,177
January	1,766	
February	1,961	
March	2,094	
April	2,171	
May	2,171	
June	2,171	

QUALITY

	Quantity	Base Number	Contract	AT	Region	England
% of FP17s for the same patient ID Re-attending within 3 months - Children	5	168	3.0%	9.9%	11.6%	11.8%
% of FP17s for the same patient ID Re-attending within 3 months - Adults	24	341	7.0%	14.7%	15.1%	15.6%
% of FP17s for the same patient ID Re-attending between 3 & 9 months - Children	23	168	13.7%	53.0%	59.9%	58.8%
% of FP17s for the same patient ID Re-attending between 3 & 9 months - Adults	43	341	12.6%	47.8%	52.0%	51.0%
% of FP17s for Band 1 Urgent Courses	14	488	2.9%	7.9%	8.0%	9.0%
% of FP17s Relating to Free Repair or Replacements	1	488	0.2%	0.7%	0.8%	0.8%
% of FP17s Relating to Continuations	5	488	1.0%	0.8%	0.9%	0.9%
% of Patients satisfied with the dentistry they have received	1	1	N/A	93.3%	93.6%	93.2%
% of Patients satisfied with the time they had to wait for an appointment	1	1	N/A	90.1%	88.6%	88.3%

* This is based on patients treated on this contract for their most recent course of treatment. Figures in italics indicate the base number of FP17s or Patient Questionnaire responses are less than 100. N/A is shown where the base number of responses is less than 10 during the period. % is calculated as Quantity/Base number*100

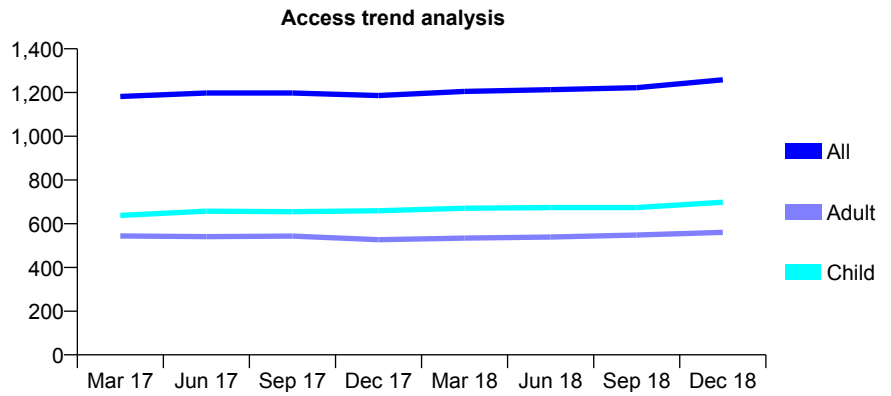
Q54 - Vital Signs At a Glance Contract Report for 188514/0001 - December 2018

Name or company name	The Wall Heath Dental Practice
Contract type name	GDS Contract
Purpose of contract	General
Contract start date	01/09/2008
Contract end date	

18/19 Contracted general activity (UDA)	3,710
Carry forward general activity (UDA)	0
18/19 Contracted orthodontic activity (UOA)	0
Carry forward orthodontic activity (UOA)	0
Baseline contract value	£100,355.97

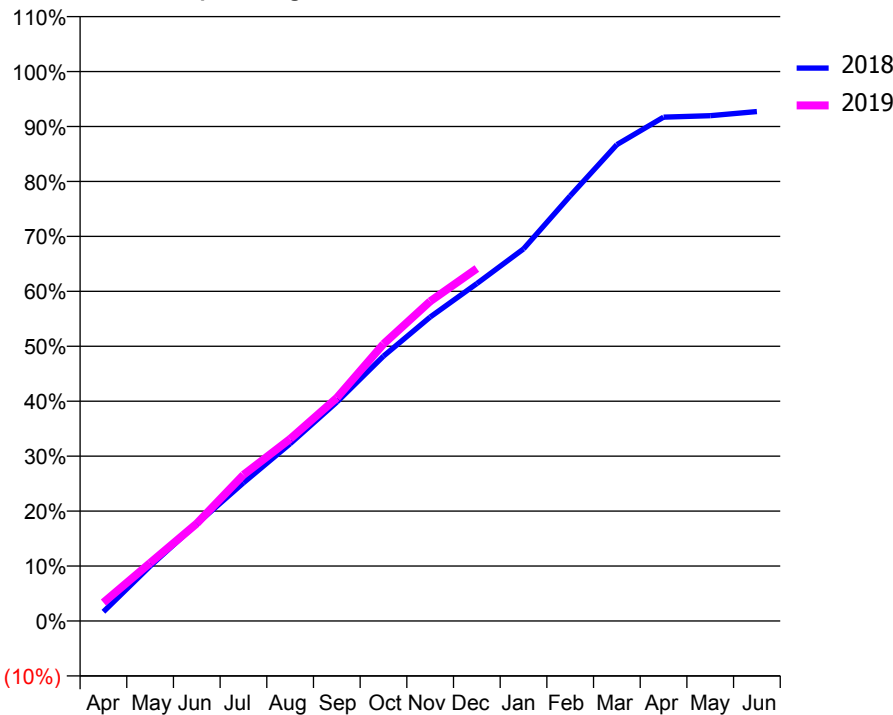
ACCESS*

Patients seen in 24 months	Total	Change since previous quarter
Quarter ending December 2017	1,186	
Quarter ending March 2018	1,205	→
Quarter ending June 2018	1,213	→
Quarter ending September 2018	1,222	→
Quarter ending December 2018	1,258	↑
Variance since December 2017	6.1%	↑



ACTIVITY

Cumulative percentage of contracted UDA delivered 2018 & 2019



Month	Adjusted Scheduled Activity (UDA)	
	2018	2019
April	63	125
May	371	392
June	656	659
July	934	988
August	1,197	1,230
September	1,478	1,506
October	1,789	1,870
November	2,052	2,159
December	2,279	2,380
January	2,512	
February	2,871	
March	3,217	
April	3,401	
May	3,411	
June	3,439	

QUALITY

	Quantity	Base Number	Contract	AT	Region	England
% of FP17s for the same patient ID Re-attending within 3 months - Children	71	946	7.5%	9.9%	11.6%	11.8%
% of FP17s for the same patient ID Re-attending within 3 months - Adults	107	607	17.6%	14.7%	15.1%	15.6%
% of FP17s for the same patient ID Re-attending between 3 & 9 months - Children	655	946	69.2%	53.0%	59.9%	58.8%
% of FP17s for the same patient ID Re-attending between 3 & 9 months - Adults	360	607	59.3%	47.8%	52.0%	51.0%
% of FP17s for Band 1 Urgent Courses	103	1,451	7.1%	7.9%	8.0%	9.0%
% of FP17s Relating to Free Repair or Replacements	1	1,451	0.1%	0.7%	0.8%	0.8%
% of FP17s Relating to Continuations	19	1,451	1.3%	0.8%	0.9%	0.9%
% of Patients satisfied with the dentistry they have received	0	0	N/A	93.3%	93.6%	93.2%
% of Patients satisfied with the time they had to wait for an appointment	0	0	N/A	90.1%	88.6%	88.3%

* This is based on patients treated on this contract for their most recent course of treatment. Figures in italics indicate the base number of FP17s or Patient Questionnaire responses are less than 100. N/A is shown where the base number of responses is less than 10 during the period. % is calculated as Quantity/Base number*100

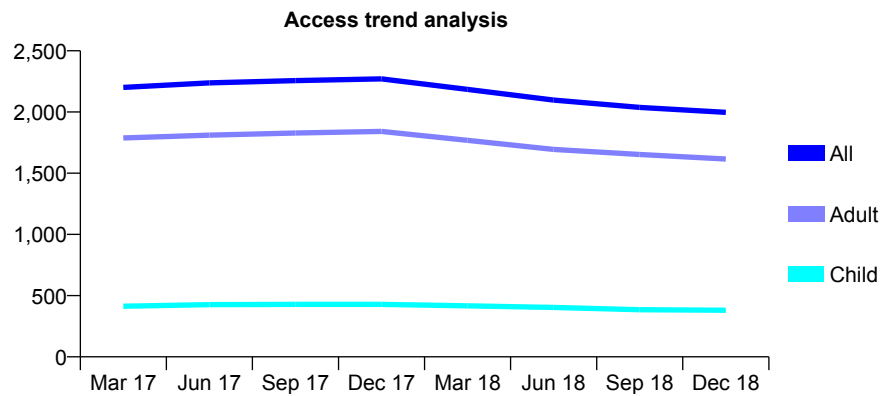
Q54 - Vital Signs At a Glance Contract Report for 189030/0001 - December 2018

Name or company name	Wordsley Dental Practice
Contract type name	GDS Contract
Purpose of contract	General
Contract start date	01/12/2015
Contract end date	

18/19 Contracted general activity (UDA)	6,934
Carry forward general activity (UDA)	-41
18/19 Contracted orthodontic activity (UOA)	0
Carry forward orthodontic activity (UOA)	0
Baseline contract value	£155,567.97

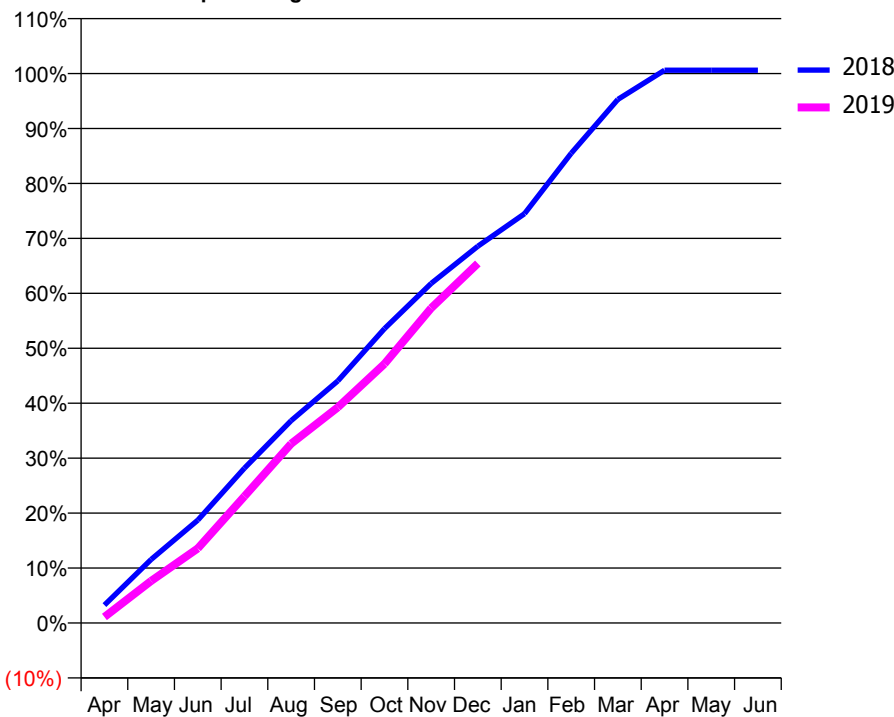
ACCESS*

Patients seen in 24 months	Total	Change since previous quarter
Quarter ending December 2017	2,271	
Quarter ending March 2018	2,185	↓
Quarter ending June 2018	2,098	↓
Quarter ending September 2018	2,038	↓
Quarter ending December 2018	1,997	↓
Variance since December 2017	(12.1%)	↓



ACTIVITY

Cumulative percentage of contracted UDA delivered 2018 & 2019



Month	Adjusted Scheduled Activity (UDA)	
	2018	2019
April	226	76
May	802	532
June	1,299	942
July	1,954	1,599
August	2,553	2,262
September	3,055	2,722
October	3,714	3,270
November	4,285	3,973
December	4,755	4,537
January	5,165	
February	5,927	
March	6,607	
April	6,975	
May	6,976	
June	6,976	

QUALITY

	Quantity	Base Number	Contract	AT	Region	England
% of FP17s for the same patient ID Re-attending within 3 months - Children	15	399	3.8%	9.9%	11.6%	11.8%
% of FP17s for the same patient ID Re-attending within 3 months - Adults	207	1,937	10.7%	14.7%	15.1%	15.6%
% of FP17s for the same patient ID Re-attending between 3 & 9 months - Children	211	399	52.9%	53.0%	59.9%	58.8%
% of FP17s for the same patient ID Re-attending between 3 & 9 months - Adults	1,289	1,937	66.5%	47.8%	52.0%	51.0%
% of FP17s for Band 1 Urgent Courses	61	2,209	2.8%	7.9%	8.0%	9.0%
% of FP17s Relating to Free Repair or Replacements	25	2,209	1.1%	0.7%	0.8%	0.8%
% of FP17s Relating to Continuations	39	2,209	1.8%	0.8%	0.9%	0.9%
% of Patients satisfied with the dentistry they have received	0	0	N/A	93.3%	93.6%	93.2%
% of Patients satisfied with the time they had to wait for an appointment	0	0	N/A	90.1%	88.6%	88.3%

* This is based on patients treated on this contract for their most recent course of treatment. Figures in italics indicate the base number of FP17s or Patient Questionnaire responses are less than 100. N/A is shown where the base number of responses is less than 10 during the period. % is calculated as Quantity/Base number*100

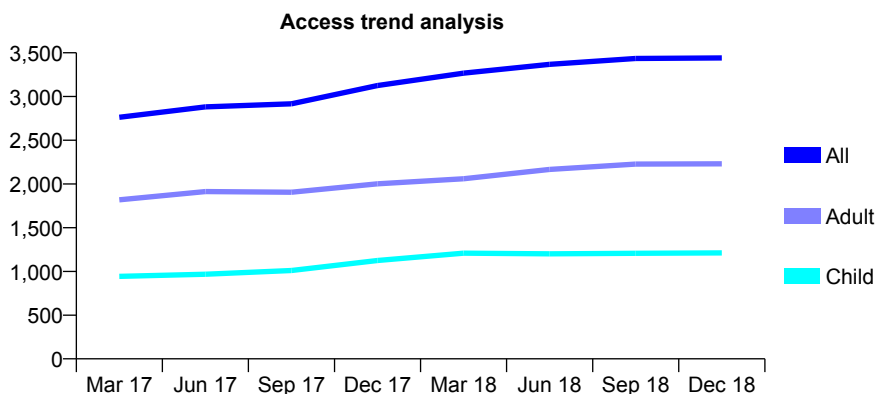
Q54 - Vital Signs At a Glance Contract Report for 189758/0001 - December 2018

Name or company name	Stratford Road Dental Surgery
Contract type name	GDS Contract
Purpose of contract	General
Contract start date	01/06/2011
Contract end date	

18/19 Contracted general activity (UDA)	14,796
Carry forward general activity (UDA)	-207
18/19 Contracted orthodontic activity (UOA)	0
Carry forward orthodontic activity (UOA)	0
Baseline contract value	£410,273.37

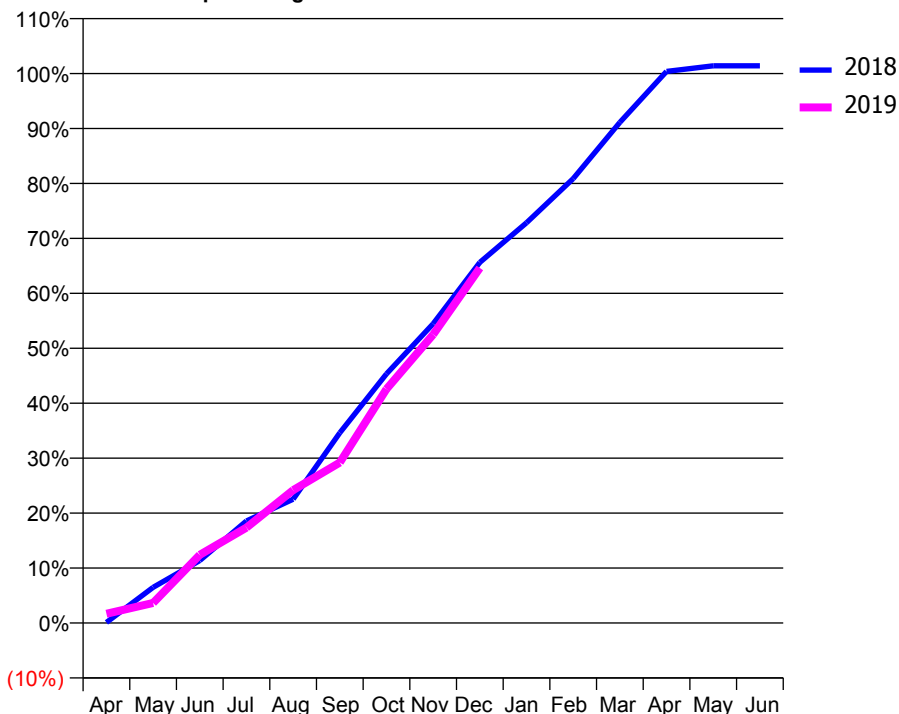
ACCESS*

Patients seen in 24 months	Total	Change since previous quarter
Quarter ending December 2017	3,126	
Quarter ending March 2018	3,268	↑
Quarter ending June 2018	3,368	↑
Quarter ending September 2018	3,435	→
Quarter ending December 2018	3,442	→
Variance since December 2017	10.1%	↑



ACTIVITY

Cumulative percentage of contracted UDA delivered 2018 & 2019



Month	Adjusted Scheduled Activity (UDA)	
	2018	2019
April	16	249
May	962	540
June	1,683	1,837
July	2,747	2,568
August	3,333	3,577
September	5,123	4,320
October	6,707	6,301
November	8,061	7,770
December	9,712	9,559
January	10,777	
February	11,965	
March	13,480	
April	14,851	
May	15,004	
June	15,004	

QUALITY

	Quantity	Base Number	Contract	AT	Region	England
% of FP17s for the same patient ID Re-attending within 3 months - Children	44	886	5.0%	9.9%	11.6%	11.8%
% of FP17s for the same patient ID Re-attending within 3 months - Adults	118	1,622	7.3%	14.7%	15.1%	15.6%
% of FP17s for the same patient ID Re-attending between 3 & 9 months - Children	278	886	31.4%	53.0%	59.9%	58.8%
% of FP17s for the same patient ID Re-attending between 3 & 9 months - Adults	450	1,622	27.7%	47.8%	52.0%	51.0%
% of FP17s for Band 1 Urgent Courses	157	2,202	7.1%	7.9%	8.0%	9.0%
% of FP17s Relating to Free Repair or Replacements	5	2,202	0.2%	0.7%	0.8%	0.8%
% of FP17s Relating to Continuations	0	2,202	0.0%	0.8%	0.9%	0.9%
% of Patients satisfied with the dentistry they have received	1	1	N/A	93.3%	93.6%	93.2%
% of Patients satisfied with the time they had to wait for an appointment	0	1	N/A	90.1%	88.6%	88.3%

* This is based on patients treated on this contract for their most recent course of treatment. Figures in italics indicate the base number of FP17s or Patient Questionnaire responses are less than 100. N/A is shown where the base number of responses is less than 10 during the period. % is calculated as Quantity/Base number*100

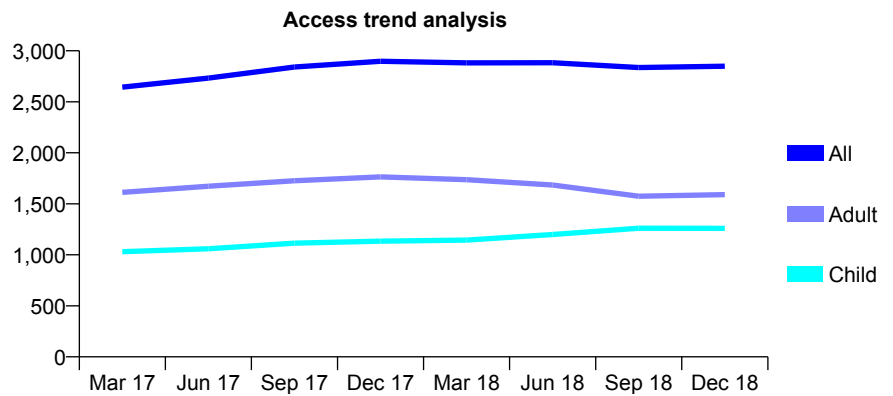
Q54 - Vital Signs At a Glance Contract Report for 190012/0001 - December 2018

Name or company name	Smile by Smile Wolverhampton
Contract type name	GDS Contract
Purpose of contract	General
Contract start date	01/10/2012
Contract end date	

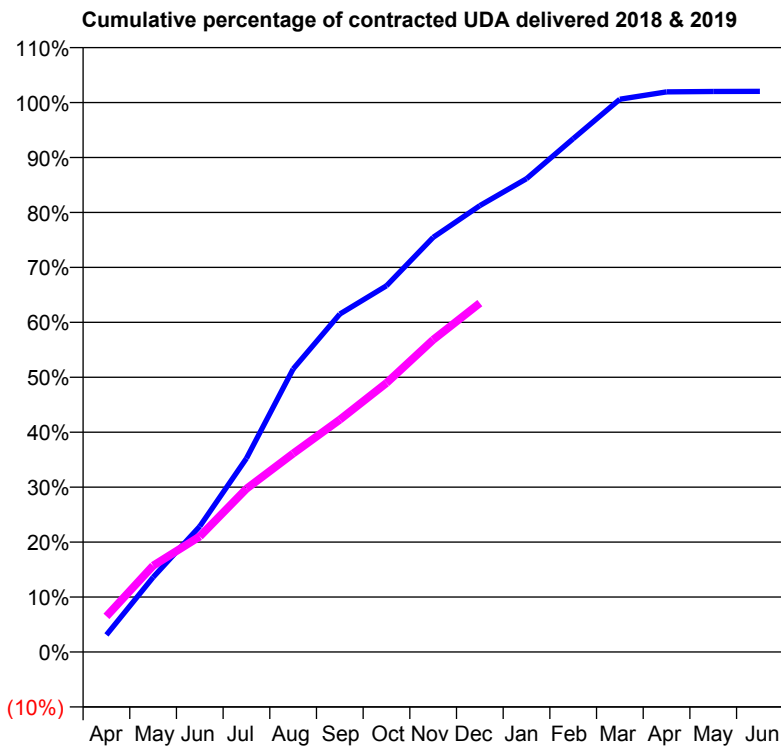
18/19 Contracted general activity (UDA)	6,174
Carry forward general activity (UDA)	-123
18/19 Contracted orthodontic activity (UOA)	0
Carry forward orthodontic activity (UOA)	0
Baseline contract value	£138,953.86

ACCESS*

Patients seen in 24 months	Total	Change since previous quarter
Quarter ending December 2017	2,898	
Quarter ending March 2018	2,882	→
Quarter ending June 2018	2,883	→
Quarter ending September 2018	2,836	↓
Quarter ending December 2018	2,849	→
Variance since December 2017	(1.7%)	↓



ACTIVITY



Month	Adjusted Scheduled Activity (UDA)	
	2018	2019
April	193	401
May	840	971
June	1,412	1,299
July	2,176	1,835
August	3,180	2,231
September	3,797	2,610
October	4,114	3,023
November	4,658	3,509
December	5,015	3,921
January	5,318	
February	5,768	
March	6,211	
April	6,293	
May	6,298	
June	6,299	

QUALITY

	Quantity	Base Number	Contract	AT	Region	England
% of FP17s for the same patient ID Re-attending within 3 months - Children	113	1,449	7.8%	9.9%	11.6%	11.8%
% of FP17s for the same patient ID Re-attending within 3 months - Adults	127	727	17.5%	14.7%	15.1%	15.6%
% of FP17s for the same patient ID Re-attending between 3 & 9 months - Children	852	1,449	58.8%	53.0%	59.9%	58.8%
% of FP17s for the same patient ID Re-attending between 3 & 9 months - Adults	307	727	42.2%	47.8%	52.0%	51.0%
% of FP17s for Band 1 Urgent Courses	69	2,122	3.3%	7.9%	8.0%	9.0%
% of FP17s Relating to Free Repair or Replacements	0	2,122	0.0%	0.7%	0.8%	0.8%
% of FP17s Relating to Continuations	1	2,122	0.0%	0.8%	0.9%	0.9%
% of Patients satisfied with the dentistry they have received	0	0	N/A	93.3%	93.6%	93.2%
% of Patients satisfied with the time they had to wait for an appointment	0	0	N/A	90.1%	88.6%	88.3%

* This is based on patients treated on this contract for their most recent course of treatment. Figures in italics indicate the base number of FP17s or Patient Questionnaire responses are less than 100. N/A is shown where the base number of responses is less than 10 during the period. % is calculated as Quantity/Base number*100

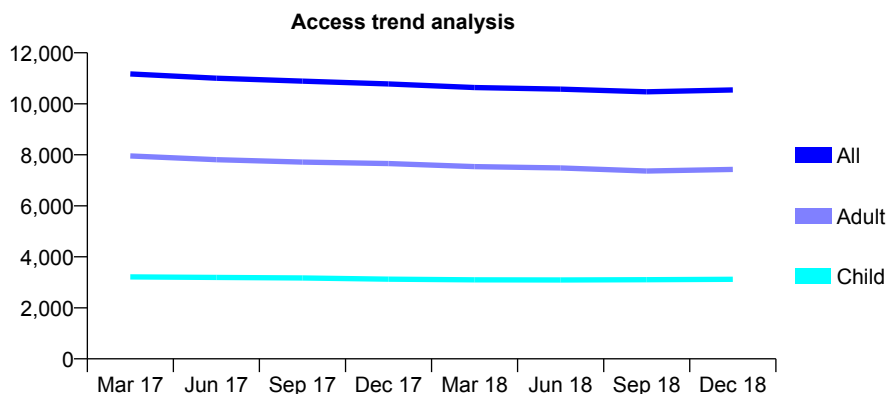
Q54 - Vital Signs At a Glance Contract Report for 190195/0008 - December 2018

Name or company name	Xeon Smiles UK Ltd
Contract type name	GDS Contract
Purpose of contract	General
Contract start date	01/04/2010
Contract end date	

18/19 Contracted general activity (UDA)	29,744
Carry forward general activity (UDA)	0
18/19 Contracted orthodontic activity (UOA)	0
Carry forward orthodontic activity (UOA)	0
Baseline contract value	£740,031.56

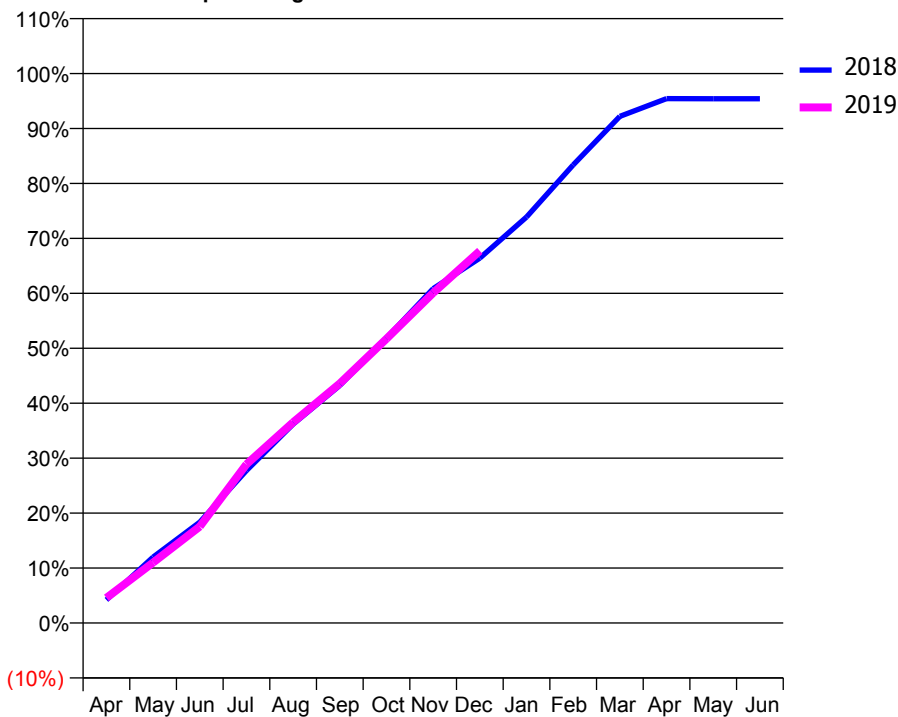
ACCESS*

Patients seen in 24 months	Total	Change since previous quarter
Quarter ending December 2017	10,777	
Quarter ending March 2018	10,637	↓
Quarter ending June 2018	10,577	→
Quarter ending September 2018	10,469	↓
Quarter ending December 2018	10,546	→
Variance since December 2017	(2.1%)	↓



ACTIVITY

Cumulative percentage of contracted UDA delivered 2018 & 2019



Month	Adjusted Scheduled Activity (UDA)	
	2018	2019
April	1,250	1,361
May	3,570	3,272
June	5,463	5,219
July	8,252	8,594
August	10,766	10,865
September	12,855	12,967
October	15,428	15,387
November	18,101	17,871
December	19,752	20,143
January	21,974	
February	24,795	
March	27,423	
April	28,383	
May	28,378	
June	28,378	

QUALITY

	Quantity	Base Number	Contract	AT	Region	England
% of FP17s for the same patient ID Re-attending within 3 months - Children	112	3,022	3.7%	9.9%	11.6%	11.8%
% of FP17s for the same patient ID Re-attending within 3 months - Adults	669	6,105	11.0%	14.7%	15.1%	15.6%
% of FP17s for the same patient ID Re-attending between 3 & 9 months - Children	1,630	3,022	53.9%	53.0%	59.9%	58.8%
% of FP17s for the same patient ID Re-attending between 3 & 9 months - Adults	2,576	6,105	42.2%	47.8%	52.0%	51.0%
% of FP17s for Band 1 Urgent Courses	601	8,690	6.9%	7.9%	8.0%	9.0%
% of FP17s Relating to Free Repair or Replacements	87	8,690	1.0%	0.7%	0.8%	0.8%
% of FP17s Relating to Continuations	22	8,690	0.3%	0.8%	0.9%	0.9%
% of Patients satisfied with the dentistry they have received	5	5	N/A	93.3%	93.6%	93.2%
% of Patients satisfied with the time they had to wait for an appointment	5	5	N/A	90.1%	88.6%	88.3%

* This is based on patients treated on this contract for their most recent course of treatment. Figures in italics indicate the base number of FP17s or Patient Questionnaire responses are less than 100. N/A is shown where the base number of responses is less than 10 during the period. % is calculated as Quantity/Base number*100

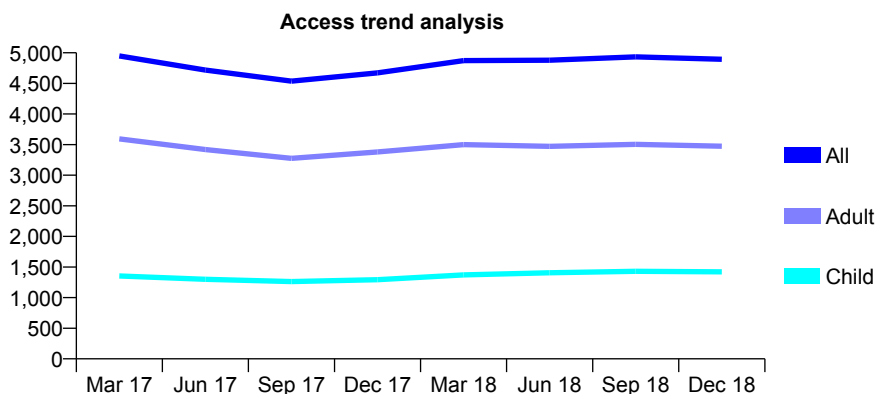
Q54 - Vital Signs At a Glance Contract Report for 190195/0019 - December 2018

Name or company name	Xeon Smiles UK Ltd
Contract type name	GDS Contract
Purpose of contract	General
Contract start date	18/07/2012
Contract end date	

18/19 Contracted general activity (UDA)	16,944
Carry forward general activity (UDA)	576
18/19 Contracted orthodontic activity (UOA)	0
Carry forward orthodontic activity (UOA)	0
Baseline contract value	£411,875.93

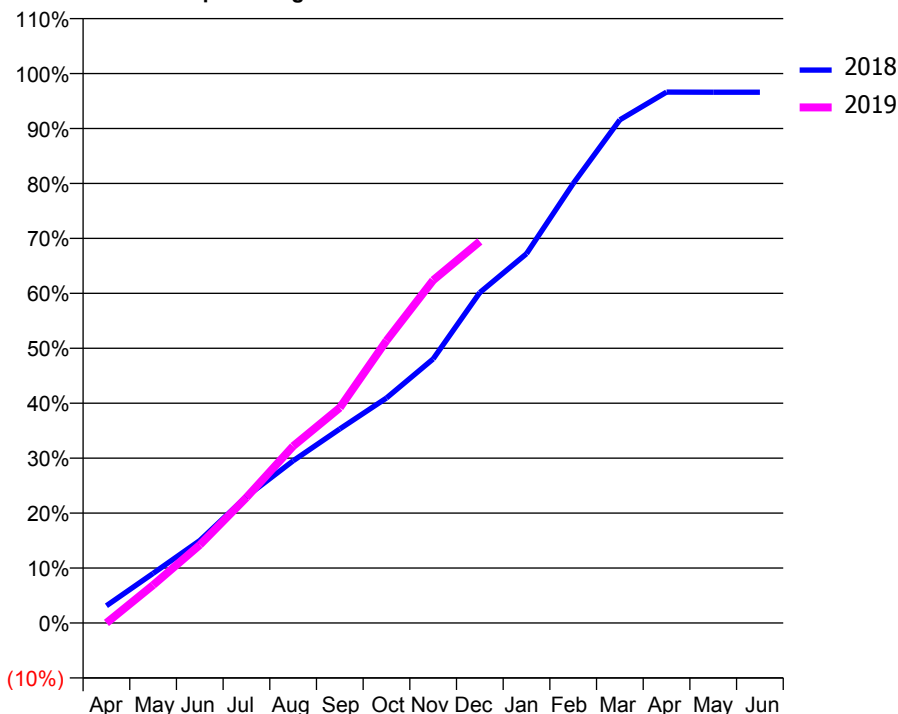
ACCESS*

Patients seen in 24 months	Total	Change since previous quarter
Quarter ending December 2017	4,673	
Quarter ending March 2018	4,872	↑
Quarter ending June 2018	4,878	→
Quarter ending September 2018	4,934	→
Quarter ending December 2018	4,895	→
Variance since December 2017	4.8%	↑



ACTIVITY

Cumulative percentage of contracted UDA delivered 2018 & 2019



Month	Adjusted Scheduled Activity (UDA)	
	2018	2019
April	533	2
May	1,533	1,169
June	2,542	2,406
July	3,900	3,872
August	5,000	5,454
September	5,985	6,637
October	6,939	8,707
November	8,143	10,571
December	10,192	11,766
January	11,389	
February	13,549	
March	15,516	
April	16,371	
May	16,367	
June	16,368	

QUALITY

	Quantity	Base Number	Contract	AT	Region	England
% of FP17s for the same patient ID Re-attending within 3 months - Children	147	1,659	8.9%	9.9%	11.6%	11.8%
% of FP17s for the same patient ID Re-attending within 3 months - Adults	725	3,575	20.3%	14.7%	15.1%	15.6%
% of FP17s for the same patient ID Re-attending between 3 & 9 months - Children	1,034	1,659	62.3%	53.0%	59.9%	58.8%
% of FP17s for the same patient ID Re-attending between 3 & 9 months - Adults	1,633	3,575	45.7%	47.8%	52.0%	51.0%
% of FP17s for Band 1 Urgent Courses	527	4,960	10.6%	7.9%	8.0%	9.0%
% of FP17s Relating to Free Repair or Replacements	56	4,960	1.1%	0.7%	0.8%	0.8%
% of FP17s Relating to Continuations	1	4,960	0.0%	0.8%	0.9%	0.9%
% of Patients satisfied with the dentistry they have received	2	3	N/A	93.3%	93.6%	93.2%
% of Patients satisfied with the time they had to wait for an appointment	2	3	N/A	90.1%	88.6%	88.3%

* This is based on patients treated on this contract for their most recent course of treatment. Figures in italics indicate the base number of FP17s or Patient Questionnaire responses are less than 100. N/A is shown where the base number of responses is less than 10 during the period. % is calculated as Quantity/Base number*100

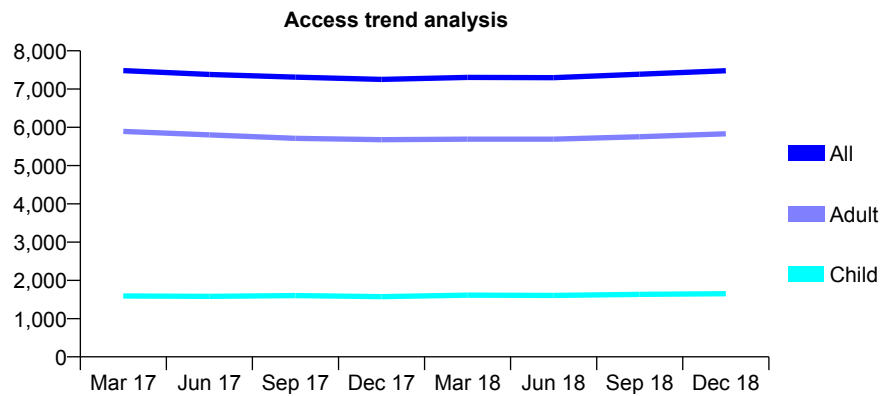
Q54 - Vital Signs At a Glance Contract Report for 190489/0001 - December 2018

Name or company name	Titley, Darby, Dehal and Associates
Contract type name	GDS Contract
Purpose of contract	General and Orthodontic
Contract start date	01/11/2011
Contract end date	

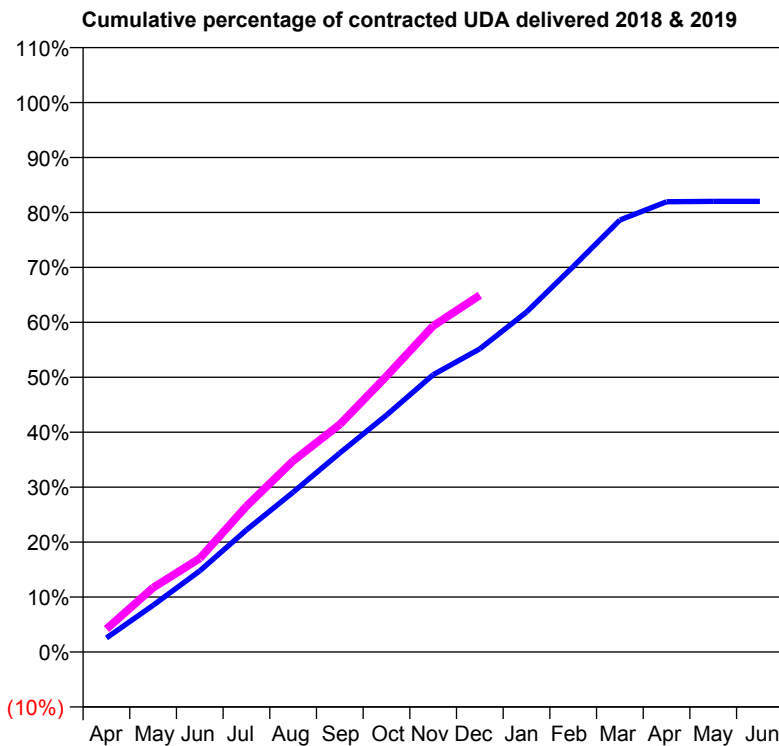
18/19 Contracted general activity (UDA)	27,023
Carry forward general activity (UDA)	0
18/19 Contracted orthodontic activity (UOA)	205
Carry forward orthodontic activity (UOA)	0
Baseline contract value	£667,635.97

ACCESS*

Patients seen in 24 months	Total	Change since previous quarter
Quarter ending December 2017	7,253	
Quarter ending March 2018	7,304	→
Quarter ending June 2018	7,297	→
Quarter ending September 2018	7,388	→
Quarter ending December 2018	7,480	→
Variance since December 2017	3.1%	↑



ACTIVITY



Month	Adjusted Scheduled Activity (UDA)	
	2018	2019
April	690	1,132
May	2,301	3,163
June	3,991	4,606
July	6,003	7,169
August	7,861	9,404
September	9,787	11,191
October	11,651	13,567
November	13,638	16,038
December	14,907	17,547
January	16,717	
February	18,955	
March	21,241	
April	22,142	
May	22,161	
June	22,165	

QUALITY

	Quantity	Base Number	Contract	AT	Region	England
% of FP17s for the same patient ID Re-attending within 3 months - Children	144	2,011	7.2%	9.9%	11.6%	11.8%
% of FP17s for the same patient ID Re-attending within 3 months - Adults	1,012	6,938	14.6%	14.7%	15.1%	15.6%
% of FP17s for the same patient ID Re-attending between 3 & 9 months - Children	1,345	2,011	66.9%	53.0%	59.9%	58.8%
% of FP17s for the same patient ID Re-attending between 3 & 9 months - Adults	4,209	6,938	60.7%	47.8%	52.0%	51.0%
% of FP17s for Band 1 Urgent Courses	707	8,524	8.3%	7.9%	8.0%	9.0%
% of FP17s Relating to Free Repair or Replacements	56	8,524	0.7%	0.7%	0.8%	0.8%
% of FP17s Relating to Continuations	87	8,524	1.0%	0.8%	0.9%	0.9%
% of Patients satisfied with the dentistry they have received	2	2	N/A	93.3%	93.6%	93.2%
% of Patients satisfied with the time they had to wait for an appointment	2	2	N/A	90.1%	88.6%	88.3%

* This is based on patients treated on this contract for their most recent course of treatment. Figures in italics indicate the base number of FP17s or Patient Questionnaire responses are less than 100. N/A is shown where the base number of responses is less than 10 during the period. % is calculated as Quantity/Base number*100

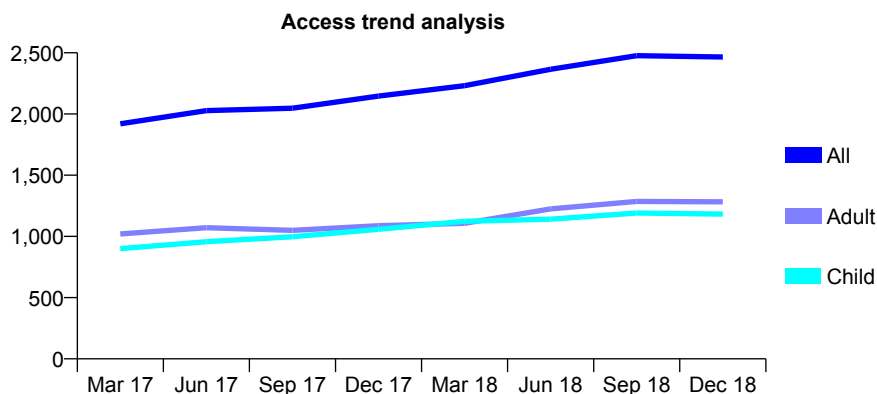
Q54 - Vital Signs At a Glance Contract Report for 193542/0001 - December 2018

Name or company name	Newtown Dental Practice
Contract type name	GDS Contract
Purpose of contract	General
Contract start date	01/07/2011
Contract end date	

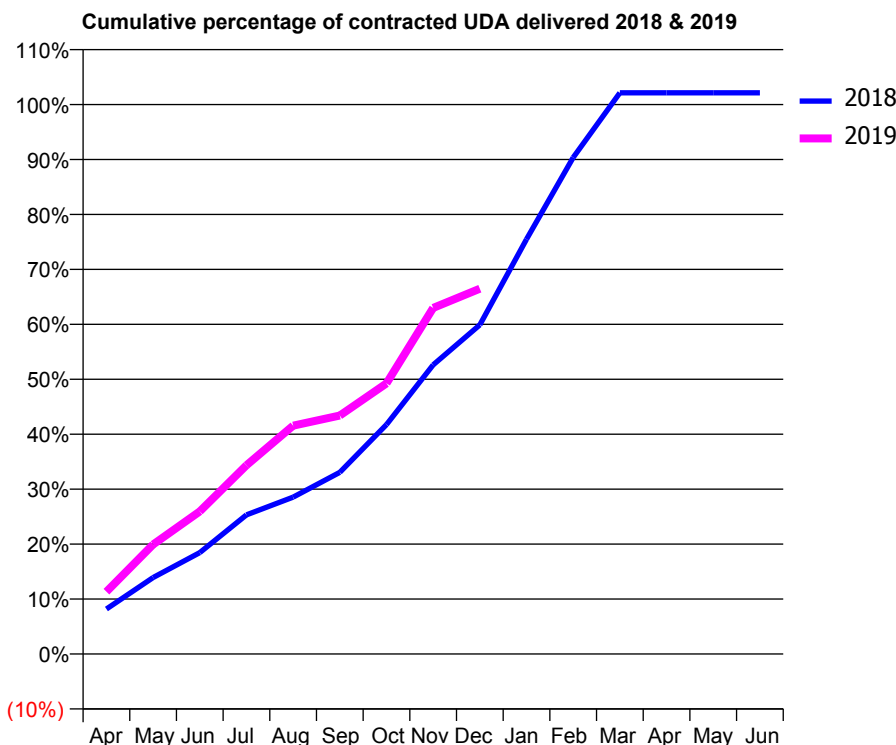
18/19 Contracted general activity (UDA)	3,875
Carry forward general activity (UDA)	-77
18/19 Contracted orthodontic activity (UOA)	0
Carry forward orthodontic activity (UOA)	0
Baseline contract value	£99,245.35

ACCESS*

Patients seen in 24 months	Total	Change since previous quarter
Quarter ending December 2017	2,146	
Quarter ending March 2018	2,231	↑
Quarter ending June 2018	2,366	↑
Quarter ending September 2018	2,477	↑
Quarter ending December 2018	2,466	→
Variance since December 2017	14.9%	↑



ACTIVITY



Adjusted Scheduled Activity (UDA)		
Month	2018	2019
April	317	440
May	539	772
June	716	1,006
July	981	1,331
August	1,106	1,610
September	1,281	1,682
October	1,618	1,909
November	2,039	2,440
December	2,322	2,576
January	2,925	
February	3,501	
March	3,957	
April	3,957	
May	3,957	
June	3,957	

QUALITY

	Quantity	Base Number	Contract	AT	Region	England
% of FP17s for the same patient ID Re-attending within 3 months - Children	9	617	1.5%	9.9%	11.6%	11.8%
% of FP17s for the same patient ID Re-attending within 3 months - Adults	5	681	0.7%	14.7%	15.1%	15.6%
% of FP17s for the same patient ID Re-attending between 3 & 9 months - Children	223	617	36.1%	53.0%	59.9%	58.8%
% of FP17s for the same patient ID Re-attending between 3 & 9 months - Adults	126	681	18.5%	47.8%	52.0%	51.0%
% of FP17s for Band 1 Urgent Courses	127	1,297	9.8%	7.9%	8.0%	9.0%
% of FP17s Relating to Free Repair or Replacements	0	1,297	0.0%	0.7%	0.8%	0.8%
% of FP17s Relating to Continuations	0	1,297	0.0%	0.8%	0.9%	0.9%
% of Patients satisfied with the dentistry they have received	0	0	N/A	93.3%	93.6%	93.2%
% of Patients satisfied with the time they had to wait for an appointment	0	0	N/A	90.1%	88.6%	88.3%

* This is based on patients treated on this contract for their most recent course of treatment. Figures in italics indicate the base number of FP17s or Patient Questionnaire responses are less than 100. N/A is shown where the base number of responses is less than 10 during the period. % is calculated as Quantity/Base number*100

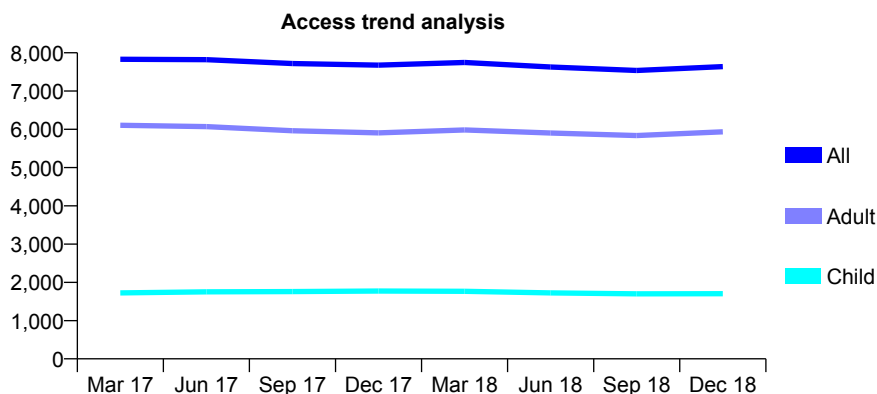
Q54 - Vital Signs At a Glance Contract Report for 195685/0001 - December 2018

Name or company name	Wolverhampton dental care
Contract type name	GDS Contract
Purpose of contract	General
Contract start date	01/04/2014
Contract end date	

18/19 Contracted general activity (UDA)	22,943
Carry forward general activity (UDA)	-459
18/19 Contracted orthodontic activity (UOA)	0
Carry forward orthodontic activity (UOA)	0
Baseline contract value	£497,018.12

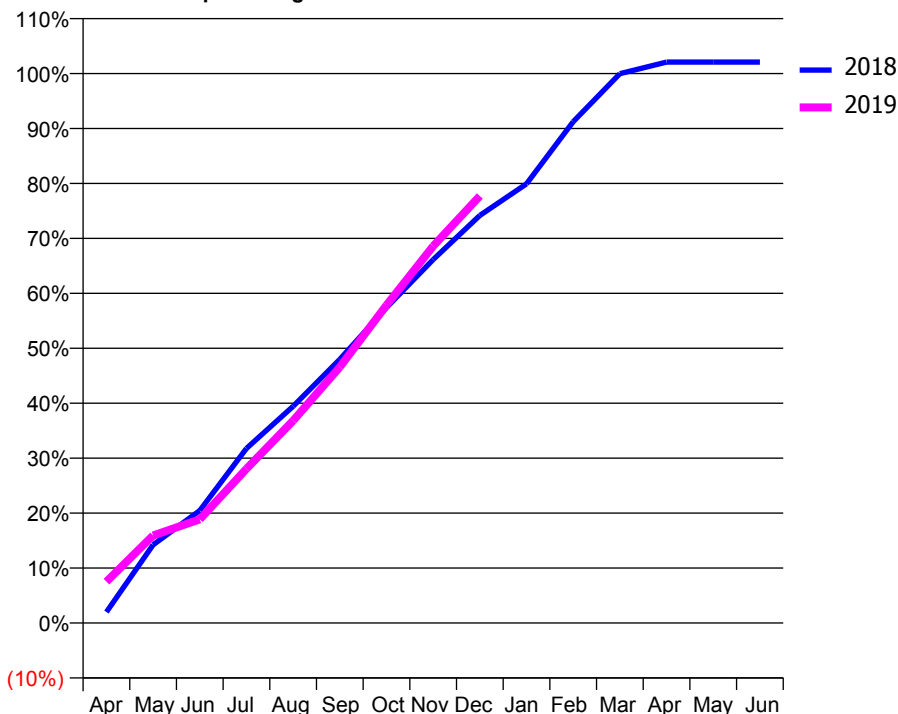
ACCESS*

Patients seen in 24 months	Total	Change since previous quarter
Quarter ending December 2017	7,677	
Quarter ending March 2018	7,749	→
Quarter ending June 2018	7,628	↓
Quarter ending September 2018	7,538	↓
Quarter ending December 2018	7,638	→
Variance since December 2017	(0.5%)	→



ACTIVITY

Cumulative percentage of contracted UDA delivered 2018 & 2019



Month	Adjusted Scheduled Activity (UDA)	
	2018	2019
April	459	1,730
May	3,268	3,653
June	4,698	4,328
July	7,293	6,436
August	9,050	8,449
September	11,008	10,686
October	13,173	13,271
November	15,175	15,739
December	17,017	17,830
January	18,338	
February	20,934	
March	22,935	
April	23,418	
May	23,423	
June	23,421	

QUALITY

	Quantity	Base Number	Contract	AT	Region	England
% of FP17s for the same patient ID Re-attending within 3 months - Children	130	1,792	7.3%	9.9%	11.6%	11.8%
% of FP17s for the same patient ID Re-attending within 3 months - Adults	1,025	6,224	16.5%	14.7%	15.1%	15.6%
% of FP17s for the same patient ID Re-attending between 3 & 9 months - Children	1,043	1,792	58.2%	53.0%	59.9%	58.8%
% of FP17s for the same patient ID Re-attending between 3 & 9 months - Adults	2,728	6,224	43.8%	47.8%	52.0%	51.0%
% of FP17s for Band 1 Urgent Courses	772	7,808	9.9%	7.9%	8.0%	9.0%
% of FP17s Relating to Free Repair or Replacements	58	7,808	0.7%	0.7%	0.8%	0.8%
% of FP17s Relating to Continuations	118	7,808	1.5%	0.8%	0.9%	0.9%
% of Patients satisfied with the dentistry they have received	0	0	N/A	93.3%	93.6%	93.2%
% of Patients satisfied with the time they had to wait for an appointment	0	0	N/A	90.1%	88.6%	88.3%

* This is based on patients treated on this contract for their most recent course of treatment. Figures in italics indicate the base number of FP17s or Patient Questionnaire responses are less than 100. N/A is shown where the base number of responses is less than 10 during the period. % is calculated as Quantity/Base number*100

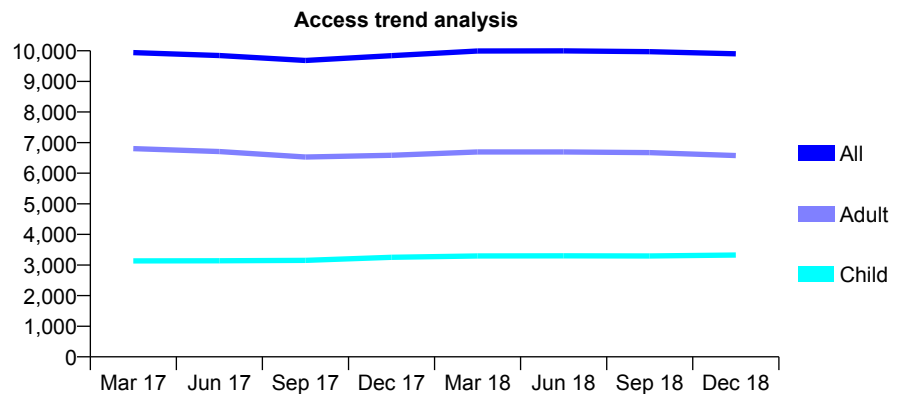
Q54 - Vital Signs At a Glance Contract Report for 196606/0001 - December 2018

Name or company name	Mr Anil Tandon and Mr Anoup Nandra
Contract type name	GDS Contract
Purpose of contract	General
Contract start date	01/04/2012
Contract end date	

18/19 Contracted general activity (UDA)	29,289
Carry forward general activity (UDA)	-585
18/19 Contracted orthodontic activity (UOA)	0
Carry forward orthodontic activity (UOA)	0
Baseline contract value	£914,007.16

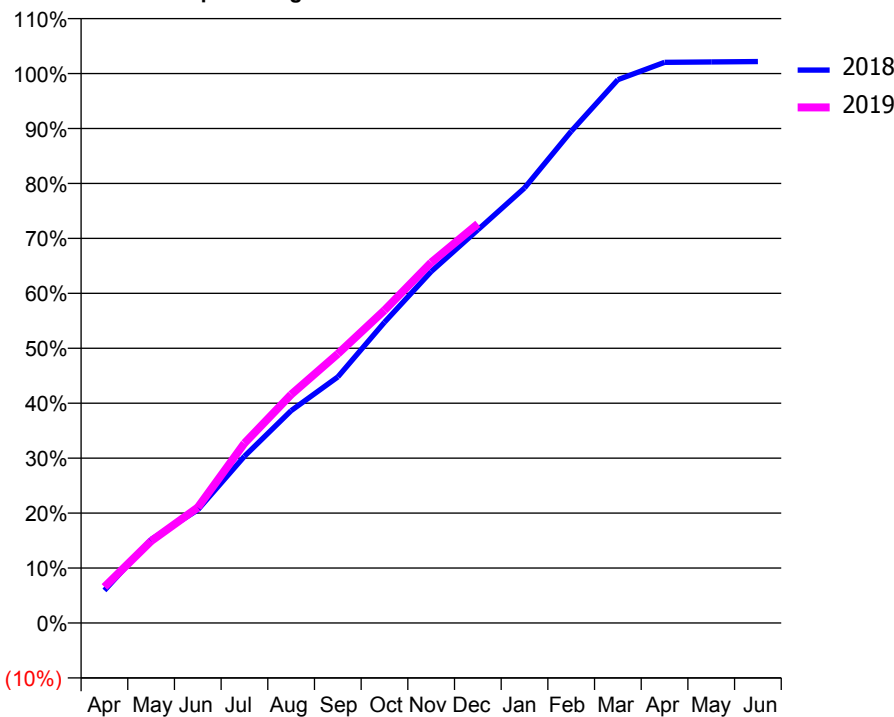
ACCESS*

Patients seen in 24 months	Total	Change since previous quarter
Quarter ending December 2017	9,839	
Quarter ending March 2018	9,992	→
Quarter ending June 2018	9,997	→
Quarter ending September 2018	9,971	→
Quarter ending December 2018	9,902	→
Variance since December 2017	0.6%	→



ACTIVITY

Cumulative percentage of contracted UDA delivered 2018 & 2019



Month	Adjusted Scheduled Activity (UDA)	
	2018	2019
April	1,739	1,923
May	4,450	4,368
June	6,032	6,162
July	8,891	9,587
August	11,317	12,182
September	13,119	14,350
October	16,031	16,670
November	18,731	19,213
December	20,957	21,277
January	23,191	
February	26,207	
March	28,957	
April	29,880	
May	29,907	
June	29,925	

QUALITY

	Quantity	Base Number	Contract	AT	Region	England
% of FP17s for the same patient ID Re-attending within 3 months - Children	247	3,440	7.2%	9.9%	11.6%	11.8%
% of FP17s for the same patient ID Re-attending within 3 months - Adults	743	5,840	12.7%	14.7%	15.1%	15.6%
% of FP17s for the same patient ID Re-attending between 3 & 9 months - Children	1,950	3,440	56.7%	53.0%	59.9%	58.8%
% of FP17s for the same patient ID Re-attending between 3 & 9 months - Adults	2,930	5,840	50.2%	47.8%	52.0%	51.0%
% of FP17s for Band 1 Urgent Courses	804	8,884	9.0%	7.9%	8.0%	9.0%
% of FP17s Relating to Free Repair or Replacements	11	8,884	0.1%	0.7%	0.8%	0.8%
% of FP17s Relating to Continuations	8	8,884	0.1%	0.8%	0.9%	0.9%
% of Patients satisfied with the dentistry they have received	1	1	N/A	93.3%	93.6%	93.2%
% of Patients satisfied with the time they had to wait for an appointment	1	1	N/A	90.1%	88.6%	88.3%

* This is based on patients treated on this contract for their most recent course of treatment. Figures in italics indicate the base number of FP17s or Patient Questionnaire responses are less than 100. N/A is shown where the base number of responses is less than 10 during the period. % is calculated as Quantity/Base number*100

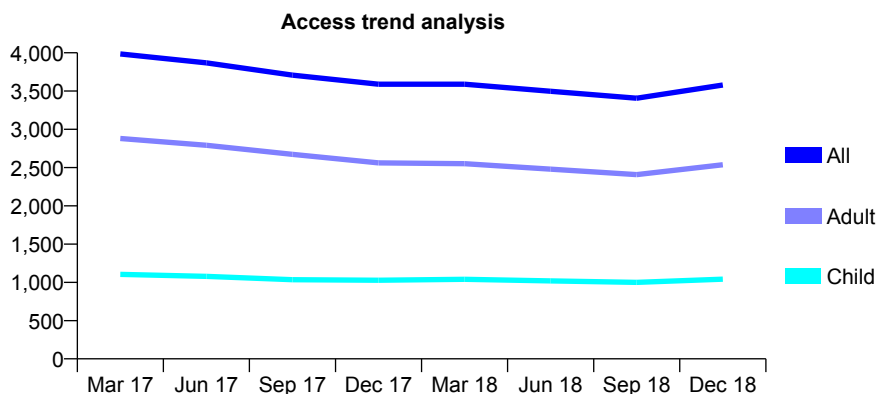
Q54 - Vital Signs At a Glance Contract Report for 197734/0001 - December 2018

Name or company name	Robinson & Dicker Dental Practice
Contract type name	GDS Contract
Purpose of contract	General
Contract start date	01/04/2006
Contract end date	

18/19 Contracted general activity (UDA)	10,906
Carry forward general activity (UDA)	0
18/19 Contracted orthodontic activity (UOA)	0
Carry forward orthodontic activity (UOA)	0
Baseline contract value	£263,406.38

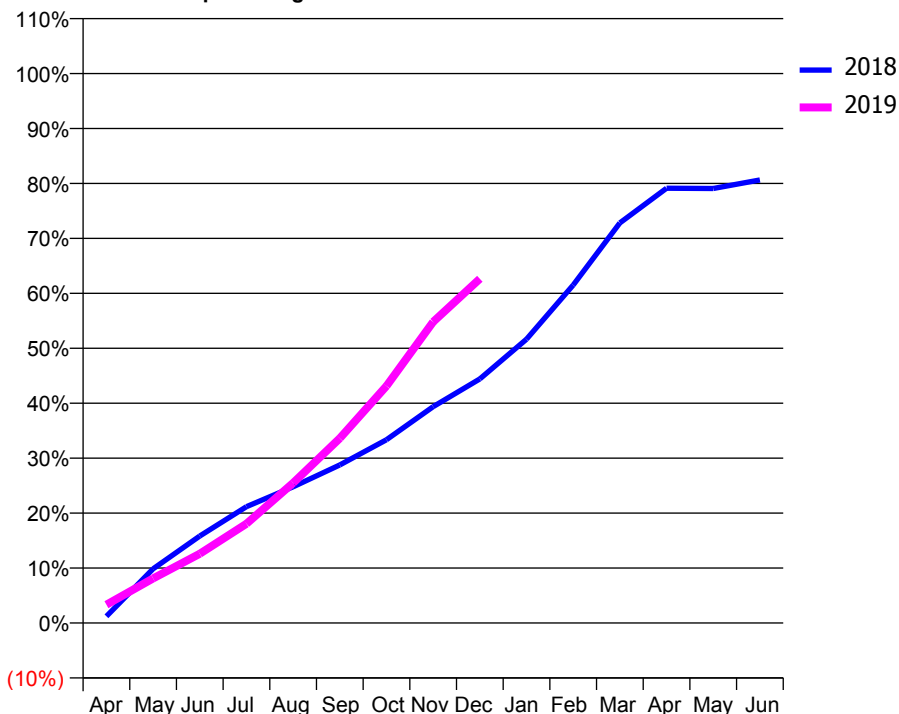
ACCESS*

Patients seen in 24 months	Total	Change since previous quarter
Quarter ending December 2017	3,590	
Quarter ending March 2018	3,590	→
Quarter ending June 2018	3,498	↓
Quarter ending September 2018	3,406	↓
Quarter ending December 2018	3,579	↑
Variance since December 2017	(0.3%)	→



ACTIVITY

Cumulative percentage of contracted UDA delivered 2018 & 2019



Month	Adjusted Scheduled Activity (UDA)	
	2018	2019
April	133	364
May	1,075	885
June	1,727	1,375
July	2,308	1,970
August	2,703	2,780
September	3,138	3,667
October	3,637	4,705
November	4,294	5,976
December	4,845	6,833
January	5,634	
February	6,707	
March	7,940	
April	8,630	
May	8,624	
June	8,794	

QUALITY

	Quantity	Base Number	Contract	AT	Region	England
% of FP17s for the same patient ID Re-attending within 3 months - Children	71	1,149	6.2%	9.9%	11.6%	11.8%
% of FP17s for the same patient ID Re-attending within 3 months - Adults	395	2,704	14.6%	14.7%	15.1%	15.6%
% of FP17s for the same patient ID Re-attending between 3 & 9 months - Children	637	1,149	55.4%	53.0%	59.9%	58.8%
% of FP17s for the same patient ID Re-attending between 3 & 9 months - Adults	1,392	2,704	51.5%	47.8%	52.0%	51.0%
% of FP17s for Band 1 Urgent Courses	196	3,502	5.6%	7.9%	8.0%	9.0%
% of FP17s Relating to Free Repair or Replacements	32	3,502	0.9%	0.7%	0.8%	0.8%
% of FP17s Relating to Continuations	13	3,502	0.4%	0.8%	0.9%	0.9%
% of Patients satisfied with the dentistry they have received	5	6	N/A	93.3%	93.6%	93.2%
% of Patients satisfied with the time they had to wait for an appointment	5	6	N/A	90.1%	88.6%	88.3%

* This is based on patients treated on this contract for their most recent course of treatment. Figures in italics indicate the base number of FP17s or Patient Questionnaire responses are less than 100. N/A is shown where the base number of responses is less than 10 during the period. % is calculated as Quantity/Base number*100

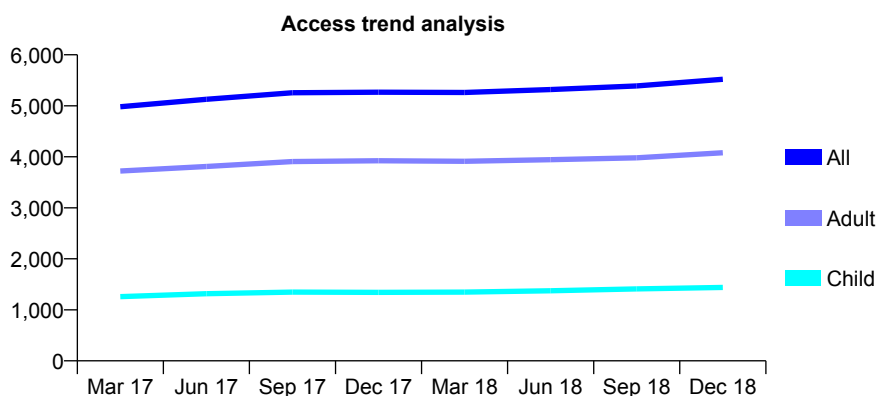
Q54 - Vital Signs At a Glance Contract Report for 198412/0001 - December 2018

Name or company name	Castle Care Dental Practice
Contract type name	GDS Contract
Purpose of contract	General
Contract start date	01/07/2010
Contract end date	

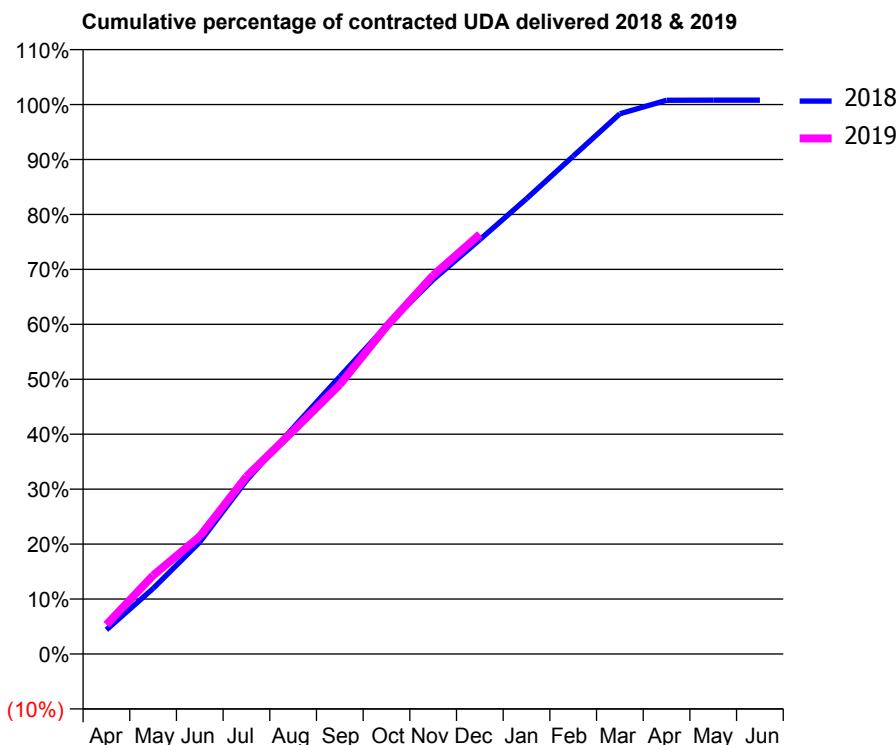
18/19 Contracted general activity (UDA)	13,080
Carry forward general activity (UDA)	-102
18/19 Contracted orthodontic activity (UOA)	0
Carry forward orthodontic activity (UOA)	0
Baseline contract value	£328,393.72

ACCESS*

Patients seen in 24 months	Total	Change since previous quarter
Quarter ending December 2017	5,266	
Quarter ending March 2018	5,262	→
Quarter ending June 2018	5,318	→
Quarter ending September 2018	5,390	→
Quarter ending December 2018	5,520	↑
Variance since December 2017	4.8%	↑



ACTIVITY



Month	Adjusted Scheduled Activity (UDA)	
	2018	2019
April	577	701
May	1,559	1,871
June	2,664	2,801
July	4,130	4,227
August	5,384	5,311
September	6,603	6,412
October	7,812	7,797
November	8,912	9,015
December	9,864	9,990
January	10,838	
February	11,850	
March	12,861	
April	13,179	
May	13,182	
June	13,182	

QUALITY

	Quantity	Base Number	Contract	AT	Region	England
% of FP17s for the same patient ID Re-attending within 3 months - Children	86	1,460	5.9%	9.9%	11.6%	11.8%
% of FP17s for the same patient ID Re-attending within 3 months - Adults	432	3,956	10.9%	14.7%	15.1%	15.6%
% of FP17s for the same patient ID Re-attending between 3 & 9 months - Children	789	1,460	54.0%	53.0%	59.9%	58.8%
% of FP17s for the same patient ID Re-attending between 3 & 9 months - Adults	2,163	3,956	54.7%	47.8%	52.0%	51.0%
% of FP17s for Band 1 Urgent Courses	473	5,246	9.0%	7.9%	8.0%	9.0%
% of FP17s Relating to Free Repair or Replacements	47	5,246	0.9%	0.7%	0.8%	0.8%
% of FP17s Relating to Continuations	13	5,246	0.2%	0.8%	0.9%	0.9%
% of Patients satisfied with the dentistry they have received	4	4	N/A	93.3%	93.6%	93.2%
% of Patients satisfied with the time they had to wait for an appointment	4	4	N/A	90.1%	88.6%	88.3%

* This is based on patients treated on this contract for their most recent course of treatment. Figures in italics indicate the base number of FP17s or Patient Questionnaire responses are less than 100. N/A is shown where the base number of responses is less than 10 during the period. % is calculated as Quantity/Base number*100

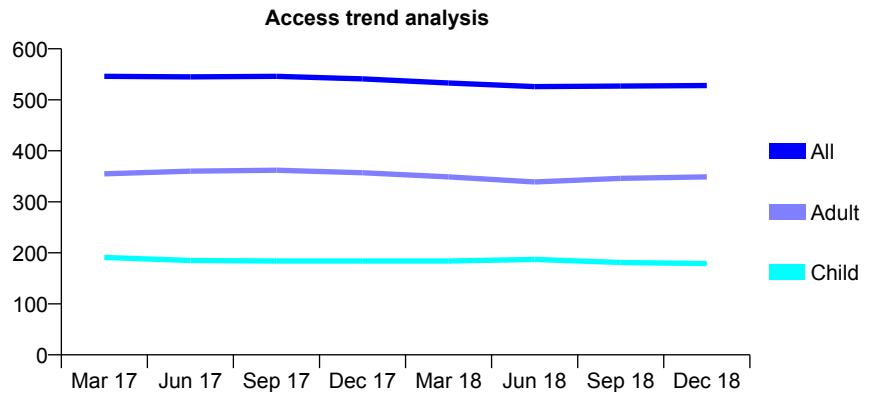
Q54 - Vital Signs At a Glance Contract Report for 210285/0001 - December 2018

Name or company name	MR MI WEBB
Contract type name	GDS Contract
Purpose of contract	General
Contract start date	01/04/2006
Contract end date	

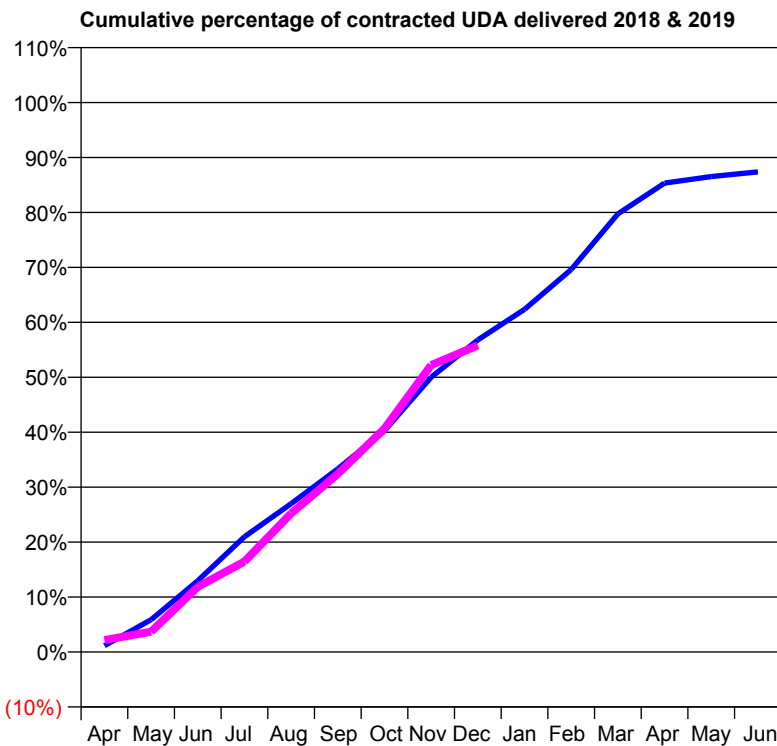
18/19 Contracted general activity (UDA)	2,000
Carry forward general activity (UDA)	0
18/19 Contracted orthodontic activity (UOA)	0
Carry forward orthodontic activity (UOA)	0
Baseline contract value	£46,568.10

ACCESS*

Patients seen in 24 months	Total	Change since previous quarter
Quarter ending December 2017	541	
Quarter ending March 2018	533	↓
Quarter ending June 2018	526	↓
Quarter ending September 2018	527	→
Quarter ending December 2018	528	→
Variance since December 2017	(2.4%)	↓



ACTIVITY



Month	Adjusted Scheduled Activity (UDA)	
	2018	2019
April	23	44
May	118	74
June	259	237
July	419	329
August	540	504
September	667	648
October	805	813
November	1,000	1,044
December	1,136	1,116
January	1,247	
February	1,392	
March	1,595	
April	1,707	
May	1,731	
June	1,748	

QUALITY

	Quantity	Base Number	Contract	AT	Region	England
% of FP17s for the same patient ID Re-attending within 3 months - Children	13	206	6.3%	9.9%	11.6%	11.8%
% of FP17s for the same patient ID Re-attending within 3 months - Adults	60	375	16.0%	14.7%	15.1%	15.6%
% of FP17s for the same patient ID Re-attending between 3 & 9 months - Children	130	206	63.1%	53.0%	59.9%	58.8%
% of FP17s for the same patient ID Re-attending between 3 & 9 months - Adults	225	375	60.0%	47.8%	52.0%	51.0%
% of FP17s for Band 1 Urgent Courses	55	524	10.5%	7.9%	8.0%	9.0%
% of FP17s Relating to Free Repair or Replacements	0	524	0.0%	0.7%	0.8%	0.8%
% of FP17s Relating to Continuations	12	524	2.3%	0.8%	0.9%	0.9%
% of Patients satisfied with the dentistry they have received	0	0	N/A	93.3%	93.6%	93.2%
% of Patients satisfied with the time they had to wait for an appointment	0	0	N/A	90.1%	88.6%	88.3%

* This is based on patients treated on this contract for their most recent course of treatment. Figures in italics indicate the base number of FP17s or Patient Questionnaire responses are less than 100. N/A is shown where the base number of responses is less than 10 during the period. % is calculated as Quantity/Base number*100

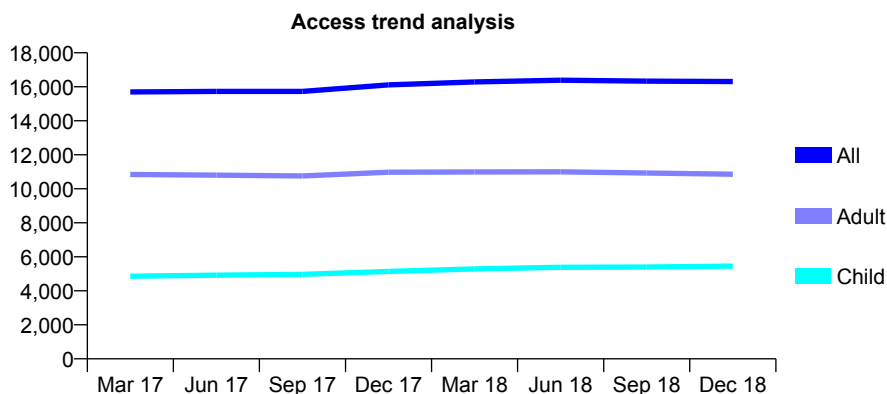
Q54 - Vital Signs At a Glance Contract Report for 214299/0002 - December 2018

Name or company name	MR JS KAINTH
Contract type name	GDS Contract
Purpose of contract	General
Contract start date	28/01/2013
Contract end date	

18/19 Contracted general activity (UDA)	37,779
Carry forward general activity (UDA)	-24
18/19 Contracted orthodontic activity (UOA)	0
Carry forward orthodontic activity (UOA)	0
Baseline contract value	£949,533.89

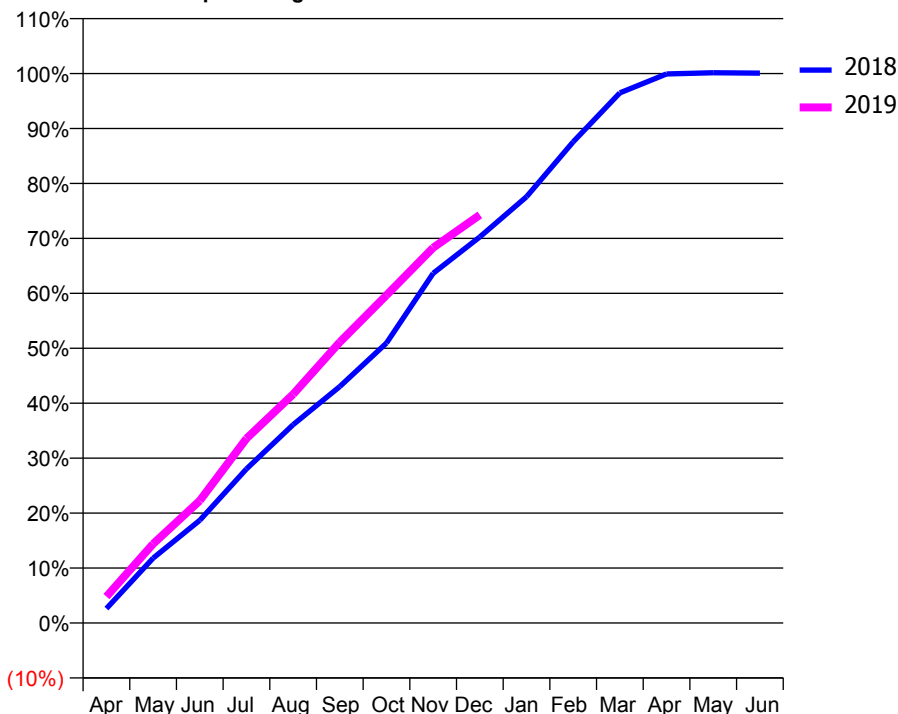
ACCESS*

Patients seen in 24 months	Total	Change since previous quarter
Quarter ending December 2017	16,117	
Quarter ending March 2018	16,283	→
Quarter ending June 2018	16,388	→
Quarter ending September 2018	16,335	→
Quarter ending December 2018	16,311	→
Variance since December 2017	1.2%	→



ACTIVITY

Cumulative percentage of contracted UDA delivered 2018 & 2019



Month	Adjusted Scheduled Activity (UDA)	
	2018	2019
April	993	1,821
May	4,462	5,443
June	7,062	8,415
July	10,591	12,685
August	13,640	15,728
September	16,260	19,308
October	19,250	22,541
November	24,044	25,806
December	26,542	28,060
January	29,302	
February	33,084	
March	36,447	
April	37,749	
May	37,831	
June	37,804	

QUALITY

	Quantity	Base Number	Contract	AT	Region	England
% of FP17s for the same patient ID Re-attending within 3 months - Children	387	5,549	7.0%	9.9%	11.6%	11.8%
% of FP17s for the same patient ID Re-attending within 3 months - Adults	1,069	7,760	13.8%	14.7%	15.1%	15.6%
% of FP17s for the same patient ID Re-attending between 3 & 9 months - Children	2,937	5,549	52.9%	53.0%	59.9%	58.8%
% of FP17s for the same patient ID Re-attending between 3 & 9 months - Adults	2,750	7,760	35.4%	47.8%	52.0%	51.0%
% of FP17s for Band 1 Urgent Courses	1,394	12,463	11.2%	7.9%	8.0%	9.0%
% of FP17s Relating to Free Repair or Replacements	128	12,463	1.0%	0.7%	0.8%	0.8%
% of FP17s Relating to Continuations	158	12,463	1.3%	0.8%	0.9%	0.9%
% of Patients satisfied with the dentistry they have received	4	5	N/A	93.3%	93.6%	93.2%
% of Patients satisfied with the time they had to wait for an appointment	4	5	N/A	90.1%	88.6%	88.3%

* This is based on patients treated on this contract for their most recent course of treatment. Figures in italics indicate the base number of FP17s or Patient Questionnaire responses are less than 100. N/A is shown where the base number of responses is less than 10 during the period. % is calculated as Quantity/Base number*100

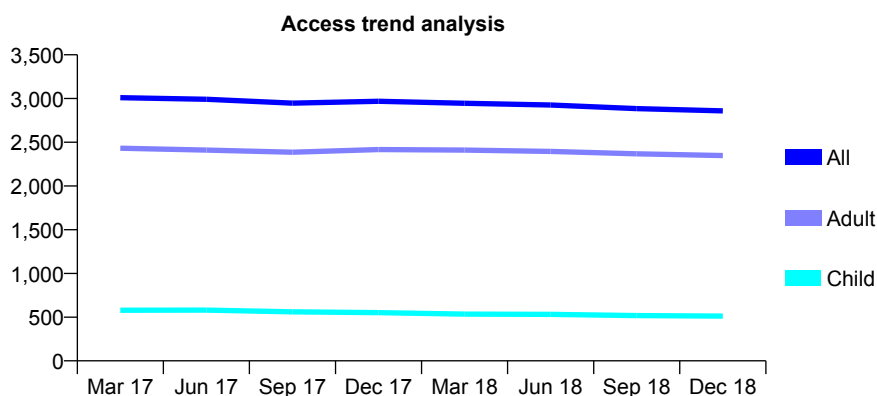
Q54 - Vital Signs At a Glance Contract Report for 215465/0001 - December 2018

Name or company name	MR GM SMITH
Contract type name	GDS Contract
Purpose of contract	General
Contract start date	01/04/2006
Contract end date	

18/19 Contracted general activity (UDA)	9,458
Carry forward general activity (UDA)	0
18/19 Contracted orthodontic activity (UOA)	0
Carry forward orthodontic activity (UOA)	0
Baseline contract value	£225,727.55

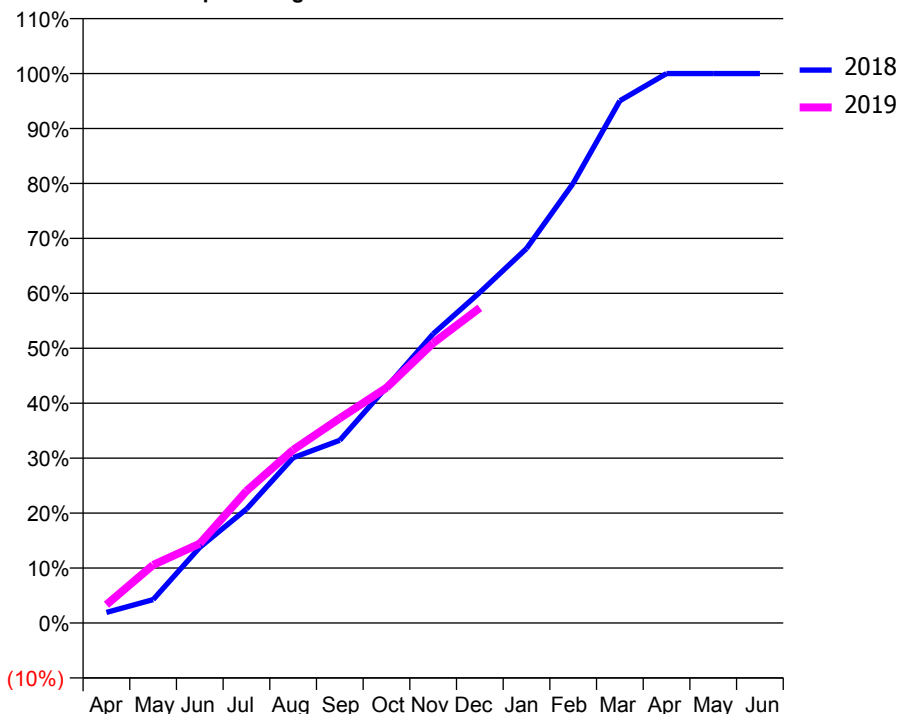
ACCESS*

Patients seen in 24 months	Total	Change since previous quarter
Quarter ending December 2017	2,968	
Quarter ending March 2018	2,945	→
Quarter ending June 2018	2,926	→
Quarter ending September 2018	2,884	↓
Quarter ending December 2018	2,859	→
Variance since December 2017	(3.7%)	↓



ACTIVITY

Cumulative percentage of contracted UDA delivered 2018 & 2019



Month	Adjusted Scheduled Activity (UDA)	
	2018	2019
April	184	316
May	402	1,000
June	1,302	1,367
July	1,960	2,273
August	2,845	2,981
September	3,146	3,524
October	4,058	4,049
November	4,976	4,819
December	5,691	5,425
January	6,446	
February	7,569	
March	8,989	
April	9,458	
May	9,458	
June	9,458	

QUALITY

	Quantity	Base Number	Contract	AT	Region	England
% of FP17s for the same patient ID Re-attending within 3 months - Children	32	519	6.2%	9.9%	11.6%	11.8%
% of FP17s for the same patient ID Re-attending within 3 months - Adults	451	2,253	20.0%	14.7%	15.1%	15.6%
% of FP17s for the same patient ID Re-attending between 3 & 9 months - Children	238	519	45.9%	53.0%	59.9%	58.8%
% of FP17s for the same patient ID Re-attending between 3 & 9 months - Adults	831	2,253	36.9%	47.8%	52.0%	51.0%
% of FP17s for Band 1 Urgent Courses	288	2,624	11.0%	7.9%	8.0%	9.0%
% of FP17s Relating to Free Repair or Replacements	40	2,624	1.5%	0.7%	0.8%	0.8%
% of FP17s Relating to Continuations	47	2,624	1.8%	0.8%	0.9%	0.9%
% of Patients satisfied with the dentistry they have received	3	3	N/A	93.3%	93.6%	93.2%
% of Patients satisfied with the time they had to wait for an appointment	3	3	N/A	90.1%	88.6%	88.3%

* This is based on patients treated on this contract for their most recent course of treatment. Figures in italics indicate the base number of FP17s or Patient Questionnaire responses are less than 100. N/A is shown where the base number of responses is less than 10 during the period. % is calculated as Quantity/Base number*100

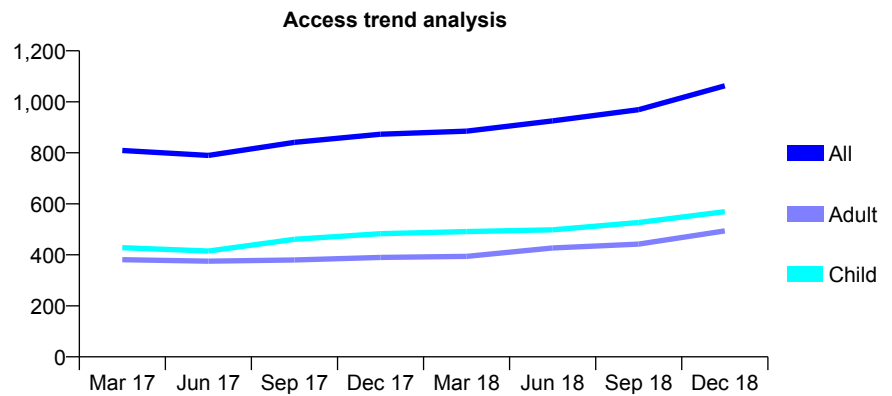
Q54 - Vital Signs At a Glance Contract Report for 215732/0001 - December 2018

Name or company name	Hall Green Dental Practice
Contract type name	GDS Contract
Purpose of contract	General
Contract start date	01/04/2006
Contract end date	

18/19 Contracted general activity (UDA)	2,225
Carry forward general activity (UDA)	-44
18/19 Contracted orthodontic activity (UOA)	0
Carry forward orthodontic activity (UOA)	0
Baseline contract value	£56,233.31

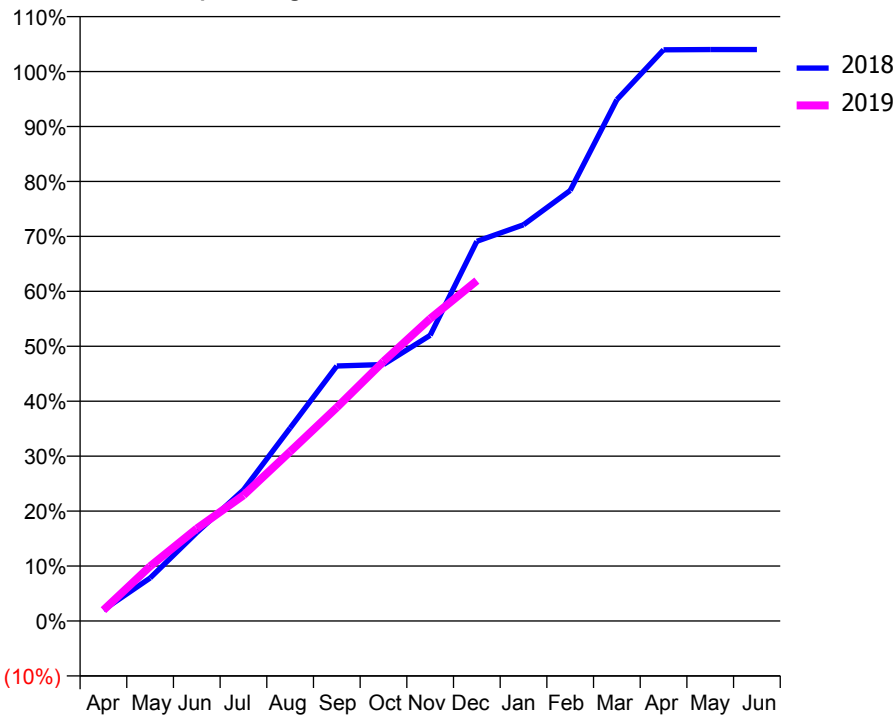
ACCESS*

Patients seen in 24 months	Total	Change since previous quarter
Quarter ending December 2017	873	
Quarter ending March 2018	885	→
Quarter ending June 2018	925	↑
Quarter ending September 2018	969	↑
Quarter ending December 2018	1,063	↑
Variance since December 2017	21.8%	↑



ACTIVITY

Cumulative percentage of contracted UDA delivered 2018 & 2019



Month	Adjusted Scheduled Activity (UDA)	
	2018	2019
April	45	44
May	174	222
June	358	374
July	531	509
August	781	686
September	1,033	865
October	1,039	1,051
November	1,157	1,224
December	1,538	1,378
January	1,605	
February	1,743	
March	2,111	
April	2,313	
May	2,314	
June	2,314	

QUALITY

	Quantity	Base Number	Contract	AT	Region	England
% of FP17s for the same patient ID Re-attending within 3 months - Children	9	496	1.8%	9.9%	11.6%	11.8%
% of FP17s for the same patient ID Re-attending within 3 months - Adults	14	340	4.1%	14.7%	15.1%	15.6%
% of FP17s for the same patient ID Re-attending between 3 & 9 months - Children	252	496	50.8%	53.0%	59.9%	58.8%
% of FP17s for the same patient ID Re-attending between 3 & 9 months - Adults	100	340	29.4%	47.8%	52.0%	51.0%
% of FP17s for Band 1 Urgent Courses	43	784	5.5%	7.9%	8.0%	9.0%
% of FP17s Relating to Free Repair or Replacements	0	784	0.0%	0.7%	0.8%	0.8%
% of FP17s Relating to Continuations	0	784	0.0%	0.8%	0.9%	0.9%
% of Patients satisfied with the dentistry they have received	0	0	N/A	93.3%	93.6%	93.2%
% of Patients satisfied with the time they had to wait for an appointment	0	0	N/A	90.1%	88.6%	88.3%

* This is based on patients treated on this contract for their most recent course of treatment. Figures in italics indicate the base number of FP17s or Patient Questionnaire responses are less than 100. N/A is shown where the base number of responses is less than 10 during the period. % is calculated as Quantity/Base number*100

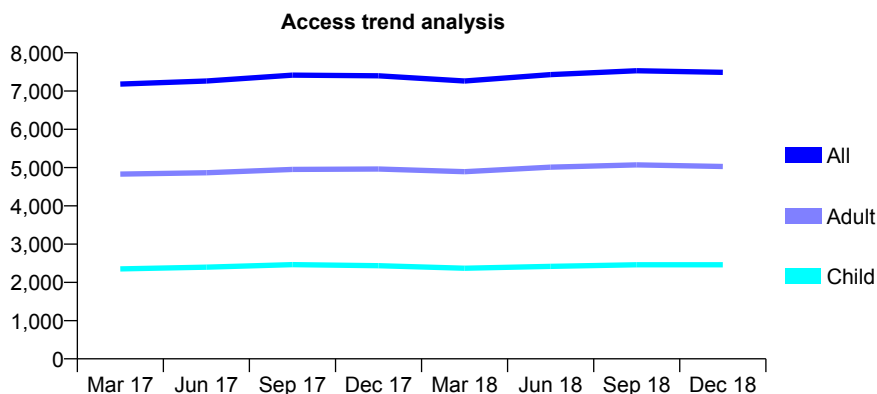
Q54 - Vital Signs At a Glance Contract Report for 219916/0001 - December 2018

Name or company name	MR M KHOJA
Contract type name	GDS Contract
Purpose of contract	General
Contract start date	01/04/2006
Contract end date	

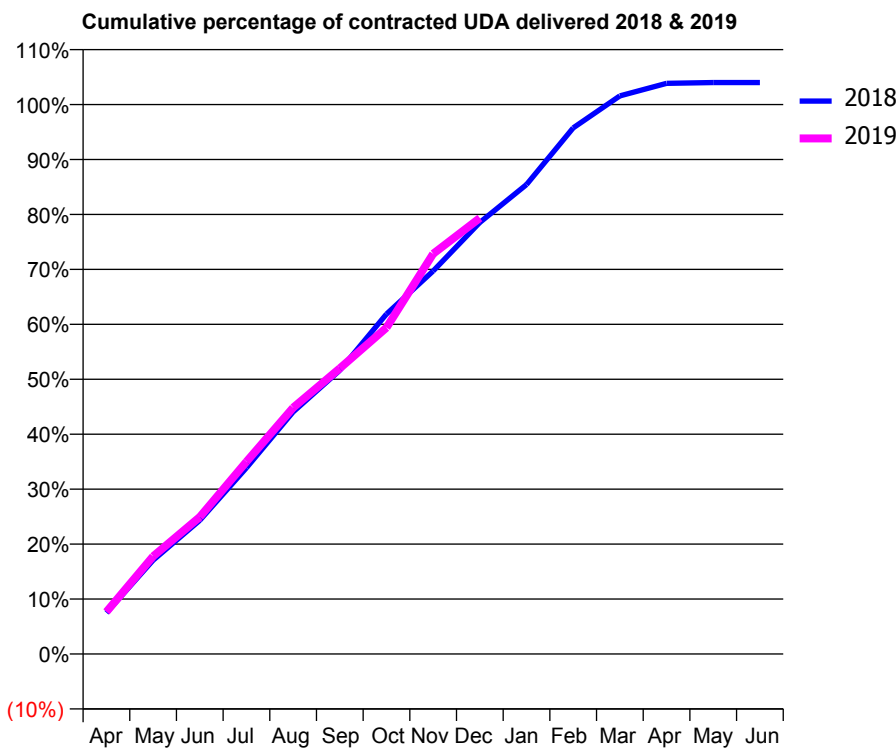
18/19 Contracted general activity (UDA)	22,689
Carry forward general activity (UDA)	-453
18/19 Contracted orthodontic activity (UOA)	0
Carry forward orthodontic activity (UOA)	0
Baseline contract value	£610,965.19

ACCESS*

Patients seen in 24 months	Total	Change since previous quarter
Quarter ending December 2017	7,397	
Quarter ending March 2018	7,262	↓
Quarter ending June 2018	7,430	↑
Quarter ending September 2018	7,530	→
Quarter ending December 2018	7,490	→
Variance since December 2017	1.3%	→



ACTIVITY



Month	Adjusted Scheduled Activity (UDA)	
	2018	2019
April	1,706	1,742
May	3,873	4,033
June	5,519	5,658
July	7,690	7,942
August	9,998	10,171
September	11,716	11,796
October	14,038	13,476
November	15,815	16,525
December	17,818	18,004
January	19,382	
February	21,723	
March	23,044	
April	23,563	
May	23,596	
June	23,598	

QUALITY

	Quantity	Base Number	Contract	AT	Region	England
% of FP17s for the same patient ID Re-attending within 3 months - Children	166	2,220	7.5%	9.9%	11.6%	11.8%
% of FP17s for the same patient ID Re-attending within 3 months - Adults	636	4,011	15.9%	14.7%	15.1%	15.6%
% of FP17s for the same patient ID Re-attending between 3 & 9 months - Children	703	2,220	31.7%	53.0%	59.9%	58.8%
% of FP17s for the same patient ID Re-attending between 3 & 9 months - Adults	1,231	4,011	30.7%	47.8%	52.0%	51.0%
% of FP17s for Band 1 Urgent Courses	887	6,009	14.8%	7.9%	8.0%	9.0%
% of FP17s Relating to Free Repair or Replacements	27	6,009	0.4%	0.7%	0.8%	0.8%
% of FP17s Relating to Continuations	0	6,009	0.0%	0.8%	0.9%	0.9%
% of Patients satisfied with the dentistry they have received	0	0	N/A	93.3%	93.6%	93.2%
% of Patients satisfied with the time they had to wait for an appointment	0	0	N/A	90.1%	88.6%	88.3%

* This is based on patients treated on this contract for their most recent course of treatment. Figures in italics indicate the base number of FP17s or Patient Questionnaire responses are less than 100. N/A is shown where the base number of responses is less than 10 during the period. % is calculated as Quantity/Base number*100

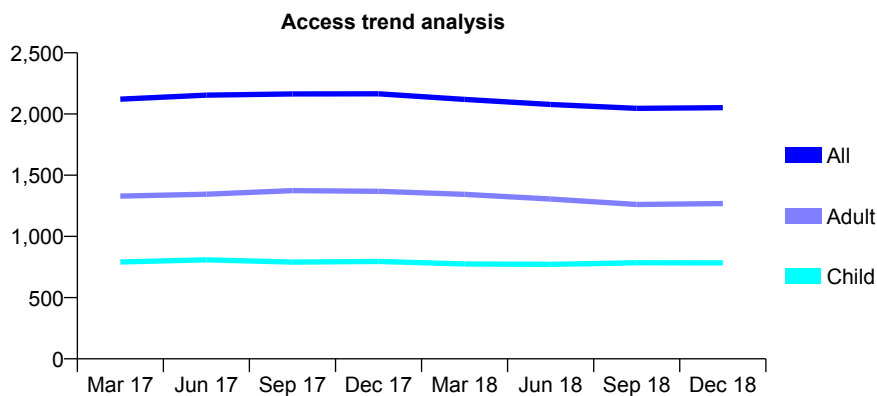
Q54 - Vital Signs At a Glance Contract Report for 219916/0002 - December 2018

Name or company name	MR M KHOJA
Contract type name	GDS Contract
Purpose of contract	General
Contract start date	01/04/2006
Contract end date	

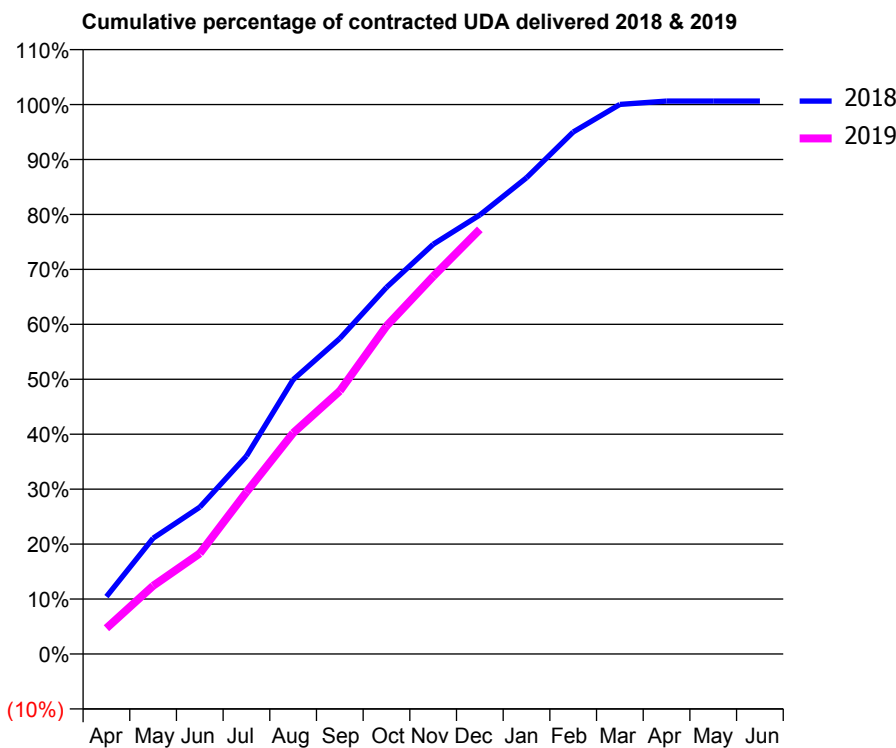
18/19 Contracted general activity (UDA)	5,632
Carry forward general activity (UDA)	-35
18/19 Contracted orthodontic activity (UOA)	0
Carry forward orthodontic activity (UOA)	0
Baseline contract value	£156,011.62

ACCESS*

Patients seen in 24 months	Total	Change since previous quarter
Quarter ending December 2017	2,165	
Quarter ending March 2018	2,119	↓
Quarter ending June 2018	2,078	↓
Quarter ending September 2018	2,046	↓
Quarter ending December 2018	2,052	→
Variance since December 2017	(5.2%)	↓



ACTIVITY



Adjusted Scheduled Activity (UDA)		
Month	2018	2019
April	588	264
May	1,188	698
June	1,505	1,032
July	2,029	1,659
August	2,812	2,265
September	3,234	2,696
October	3,757	3,362
November	4,199	3,870
December	4,500	4,352
January	4,881	
February	5,350	
March	5,632	
April	5,666	
May	5,668	
June	5,668	

QUALITY

	Quantity	Base Number	Contract	AT	Region	England
% of FP17s for the same patient ID Re-attending within 3 months - Children	112	822	13.6%	9.9%	11.6%	11.8%
% of FP17s for the same patient ID Re-attending within 3 months - Adults	226	1,157	19.5%	14.7%	15.1%	15.6%
% of FP17s for the same patient ID Re-attending between 3 & 9 months - Children	329	822	40.0%	53.0%	59.9%	58.8%
% of FP17s for the same patient ID Re-attending between 3 & 9 months - Adults	374	1,157	32.3%	47.8%	52.0%	51.0%
% of FP17s for Band 1 Urgent Courses	400	1,959	20.4%	7.9%	8.0%	9.0%
% of FP17s Relating to Free Repair or Replacements	10	1,959	0.5%	0.7%	0.8%	0.8%
% of FP17s Relating to Continuations	1	1,959	0.1%	0.8%	0.9%	0.9%
% of Patients satisfied with the dentistry they have received	0	0	N/A	93.3%	93.6%	93.2%
% of Patients satisfied with the time they had to wait for an appointment	0	0	N/A	90.1%	88.6%	88.3%

* This is based on patients treated on this contract for their most recent course of treatment. Figures in italics indicate the base number of FP17s or Patient Questionnaire responses are less than 100. N/A is shown where the base number of responses is less than 10 during the period. % is calculated as Quantity/Base number*100

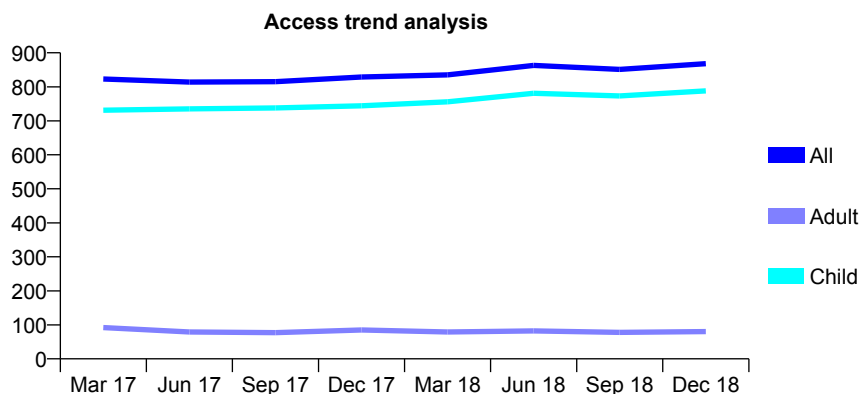
Q54 - Vital Signs At a Glance Contract Report for 220108/0001 - December 2018

Name or company name	MR TR JONES
Contract type name	GDS Contract
Purpose of contract	General
Contract start date	01/04/2006
Contract end date	

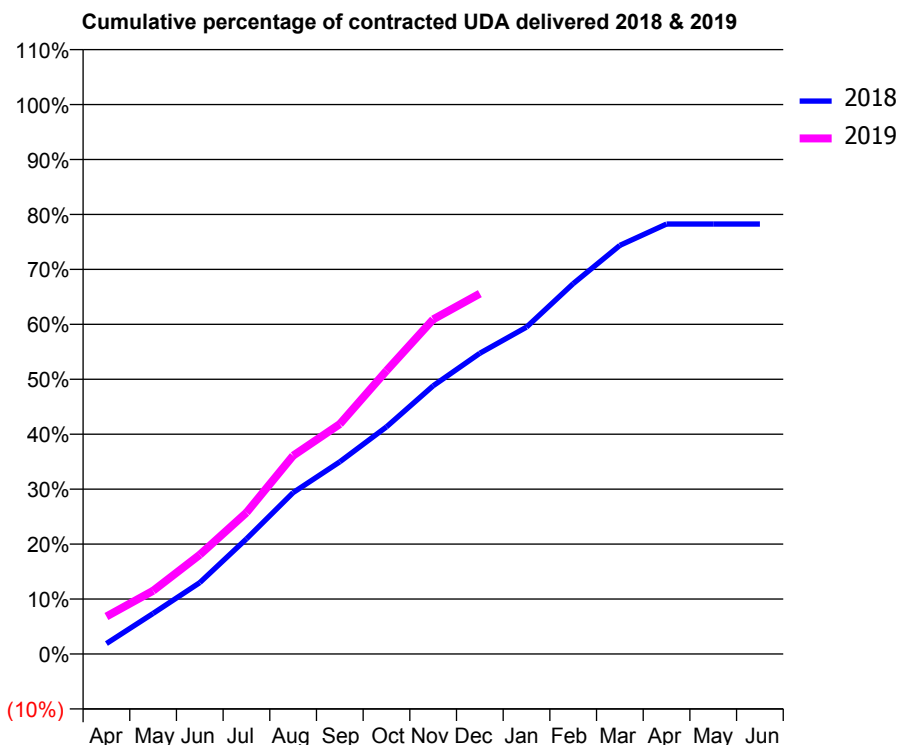
18/19 Contracted general activity (UDA)	2,000
Carry forward general activity (UDA)	0
18/19 Contracted orthodontic activity (UOA)	0
Carry forward orthodontic activity (UOA)	0
Baseline contract value	£45,052.46

ACCESS*

Patients seen in 24 months	Total	Change since previous quarter
Quarter ending December 2017	829	
Quarter ending March 2018	835	→
Quarter ending June 2018	863	↑
Quarter ending September 2018	851	↓
Quarter ending December 2018	868	→
Variance since December 2017	4.7%	↑



ACTIVITY



Month	Adjusted Scheduled Activity (UDA)	
	2018	2019
April	49	137
May	192	230
June	338	361
July	544	515
August	763	722
September	909	837
October	1,074	1,031
November	1,268	1,218
December	1,422	1,311
January	1,546	
February	1,751	
March	1,932	
April	2,033	
May	2,033	
June	2,033	

QUALITY

	Quantity	Base Number	Contract	AT	Region	England
% of FP17s for the same patient ID Re-attending within 3 months - Children	134	1,165	11.5%	9.9%	11.6%	11.8%
% of FP17s for the same patient ID Re-attending within 3 months - Adults	0	0	N/A	14.7%	15.1%	15.6%
% of FP17s for the same patient ID Re-attending between 3 & 9 months - Children	811	1,165	69.6%	53.0%	59.9%	58.8%
% of FP17s for the same patient ID Re-attending between 3 & 9 months - Adults	0	0	N/A	47.8%	52.0%	51.0%
% of FP17s for Band 1 Urgent Courses	12	1,086	1.1%	7.9%	8.0%	9.0%
% of FP17s Relating to Free Repair or Replacements	0	1,086	0.0%	0.7%	0.8%	0.8%
% of FP17s Relating to Continuations	17	1,086	1.6%	0.8%	0.9%	0.9%
% of Patients satisfied with the dentistry they have received	0	0	N/A	93.3%	93.6%	93.2%
% of Patients satisfied with the time they had to wait for an appointment	0	0	N/A	90.1%	88.6%	88.3%

* This is based on patients treated on this contract for their most recent course of treatment. Figures in italics indicate the base number of FP17s or Patient Questionnaire responses are less than 100. N/A is shown where the base number of responses is less than 10 during the period. % is calculated as Quantity/Base number*100

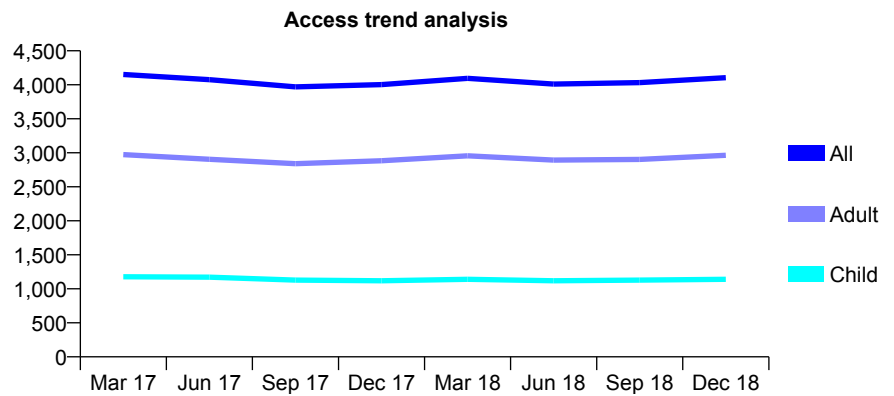
Q54 - Vital Signs At a Glance Contract Report for 220124/0001 - December 2018

Name or company name	MR PK PATEL
Contract type name	GDS Contract
Purpose of contract	General and Orthodontic
Contract start date	01/04/2006
Contract end date	

18/19 Contracted general activity (UDA)	11,324
Carry forward general activity (UDA)	-171
18/19 Contracted orthodontic activity (UOA)	234
Carry forward orthodontic activity (UOA)	-4
Baseline contract value	£357,141.45

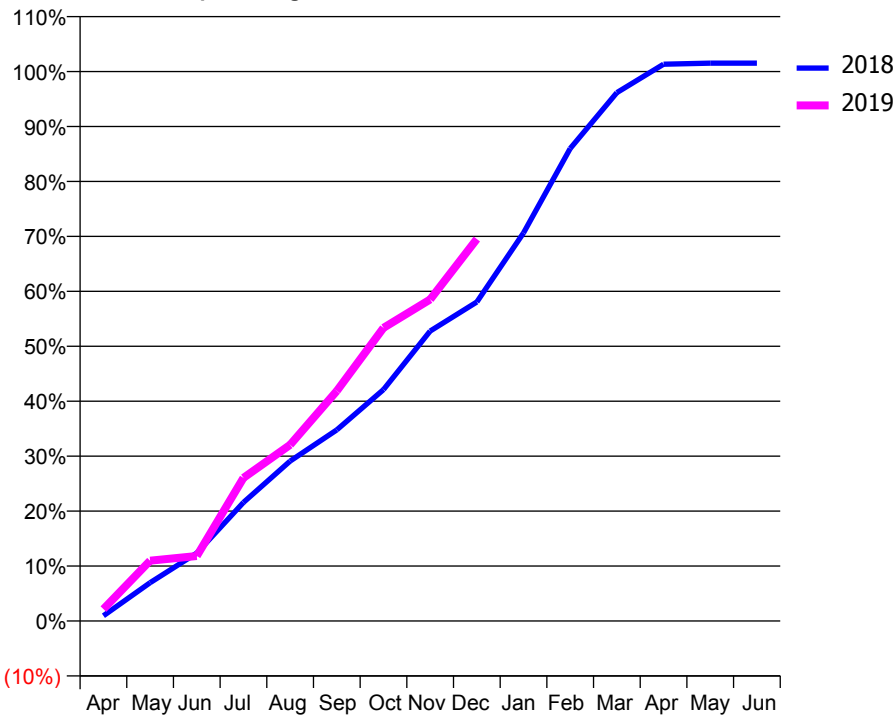
ACCESS*

Patients seen in 24 months	Total	Change since previous quarter
Quarter ending December 2017	4,002	
Quarter ending March 2018	4,096	↑
Quarter ending June 2018	4,011	↓
Quarter ending September 2018	4,032	→
Quarter ending December 2018	4,105	→
Variance since December 2017	2.6%	↑



ACTIVITY

Cumulative percentage of contracted UDA delivered 2018 & 2019



Month	Adjusted Scheduled Activity (UDA)	
	2018	2019
April	109	247
May	791	1,242
June	1,399	1,338
July	2,443	2,951
August	3,297	3,632
September	3,940	4,741
October	4,769	6,040
November	5,974	6,628
December	6,574	7,871
January	7,998	
February	9,737	
March	10,888	
April	11,475	
May	11,496	
June	11,496	

QUALITY

	Quantity	Base Number	Contract	AT	Region	England
% of FP17s for the same patient ID Re-attending within 3 months - Children	53	957	5.5%	9.9%	11.6%	11.8%
% of FP17s for the same patient ID Re-attending within 3 months - Adults	318	2,496	12.7%	14.7%	15.1%	15.6%
% of FP17s for the same patient ID Re-attending between 3 & 9 months - Children	428	957	44.7%	53.0%	59.9%	58.8%
% of FP17s for the same patient ID Re-attending between 3 & 9 months - Adults	945	2,496	37.9%	47.8%	52.0%	51.0%
% of FP17s for Band 1 Urgent Courses	331	3,211	10.3%	7.9%	8.0%	9.0%
% of FP17s Relating to Free Repair or Replacements	12	3,211	0.4%	0.7%	0.8%	0.8%
% of FP17s Relating to Continuations	35	3,211	1.1%	0.8%	0.9%	0.9%
% of Patients satisfied with the dentistry they have received	5	5	N/A	93.3%	93.6%	93.2%
% of Patients satisfied with the time they had to wait for an appointment	5	5	N/A	90.1%	88.6%	88.3%

* This is based on patients treated on this contract for their most recent course of treatment. Figures in italics indicate the base number of FP17s or Patient Questionnaire responses are less than 100. N/A is shown where the base number of responses is less than 10 during the period. % is calculated as Quantity/Base number*100

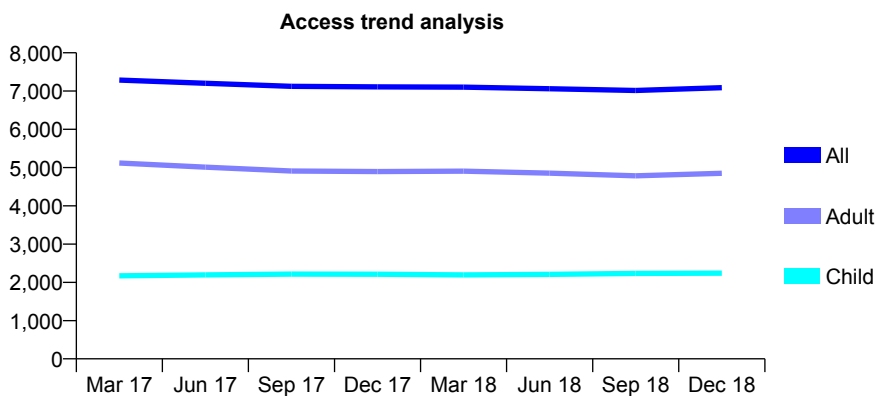
Q54 - Vital Signs At a Glance Contract Report for 220922/0001 - December 2018

Name or company name	MR JS SIDHU
Contract type name	GDS Contract
Purpose of contract	General and Orthodontic
Contract start date	01/04/2006
Contract end date	

18/19 Contracted general activity (UDA)	19,884
Carry forward general activity (UDA)	0
18/19 Contracted orthodontic activity (UOA)	22
Carry forward orthodontic activity (UOA)	0
Baseline contract value	£517,560.45

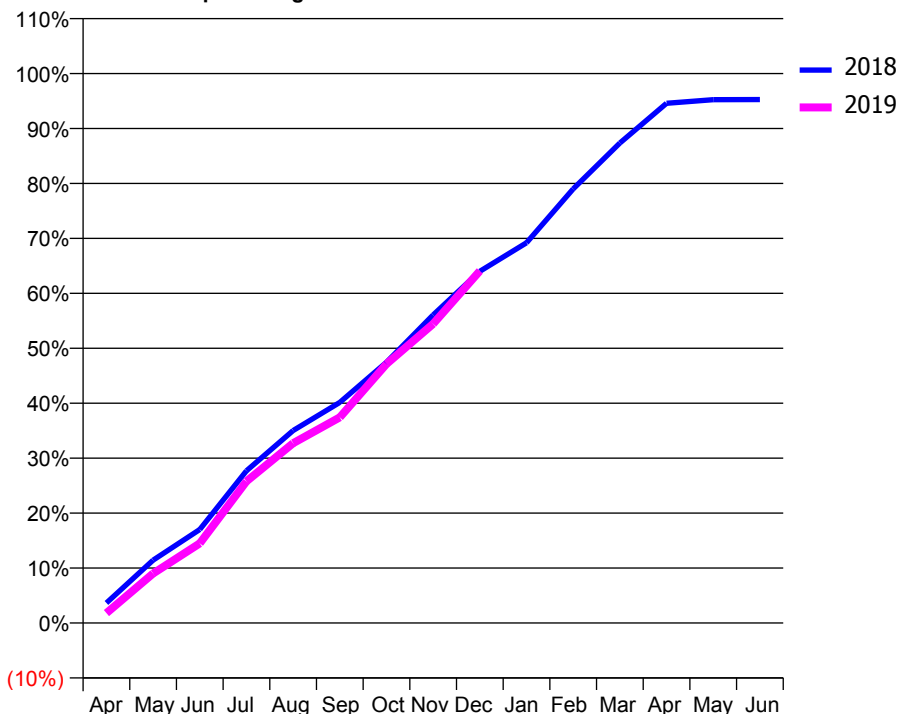
ACCESS*

Patients seen in 24 months	Total	Change since previous quarter
Quarter ending December 2017	7,108	
Quarter ending March 2018	7,101	→
Quarter ending June 2018	7,062	→
Quarter ending September 2018	7,015	→
Quarter ending December 2018	7,089	→
Variance since December 2017	(0.3%)	→



ACTIVITY

Cumulative percentage of contracted UDA delivered 2018 & 2019



Month	Adjusted Scheduled Activity (UDA)	
	2018	2019
April	724	358
May	2,273	1,794
June	3,387	2,882
July	5,507	5,129
August	6,966	6,508
September	7,982	7,444
October	9,437	9,373
November	11,150	10,824
December	12,724	12,742
January	13,760	
February	15,710	
March	17,369	
April	18,809	
May	18,936	
June	18,939	

QUALITY

	Quantity	Base Number	Contract	AT	Region	England
% of FP17s for the same patient ID Re-attending within 3 months - Children	74	1,776	4.2%	9.9%	11.6%	11.8%
% of FP17s for the same patient ID Re-attending within 3 months - Adults	474	3,799	12.5%	14.7%	15.1%	15.6%
% of FP17s for the same patient ID Re-attending between 3 & 9 months - Children	601	1,776	33.8%	53.0%	59.9%	58.8%
% of FP17s for the same patient ID Re-attending between 3 & 9 months - Adults	1,343	3,799	35.4%	47.8%	52.0%	51.0%
% of FP17s for Band 1 Urgent Courses	307	5,000	6.1%	7.9%	8.0%	9.0%
% of FP17s Relating to Free Repair or Replacements	59	5,000	1.2%	0.7%	0.8%	0.8%
% of FP17s Relating to Continuations	23	5,000	0.5%	0.8%	0.9%	0.9%
% of Patients satisfied with the dentistry they have received	3	3	N/A	93.3%	93.6%	93.2%
% of Patients satisfied with the time they had to wait for an appointment	3	3	N/A	90.1%	88.6%	88.3%

* This is based on patients treated on this contract for their most recent course of treatment. Figures in italics indicate the base number of FP17s or Patient Questionnaire responses are less than 100. N/A is shown where the base number of responses is less than 10 during the period. % is calculated as Quantity/Base number*100

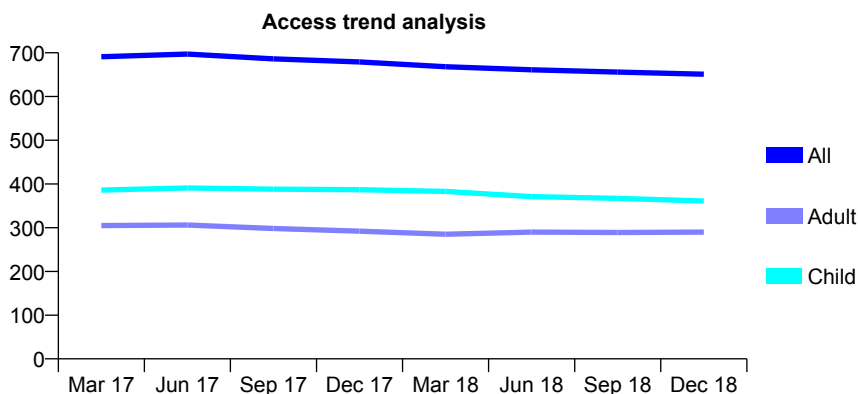
Q54 - Vital Signs At a Glance Contract Report for 221309/0001 - December 2018

Name or company name	MR IC WILSON
Contract type name	GDS Contract
Purpose of contract	General
Contract start date	01/04/2006
Contract end date	

18/19 Contracted general activity (UDA)	1,800
Carry forward general activity (UDA)	0
18/19 Contracted orthodontic activity (UOA)	0
Carry forward orthodontic activity (UOA)	0
Baseline contract value	£44,327.53

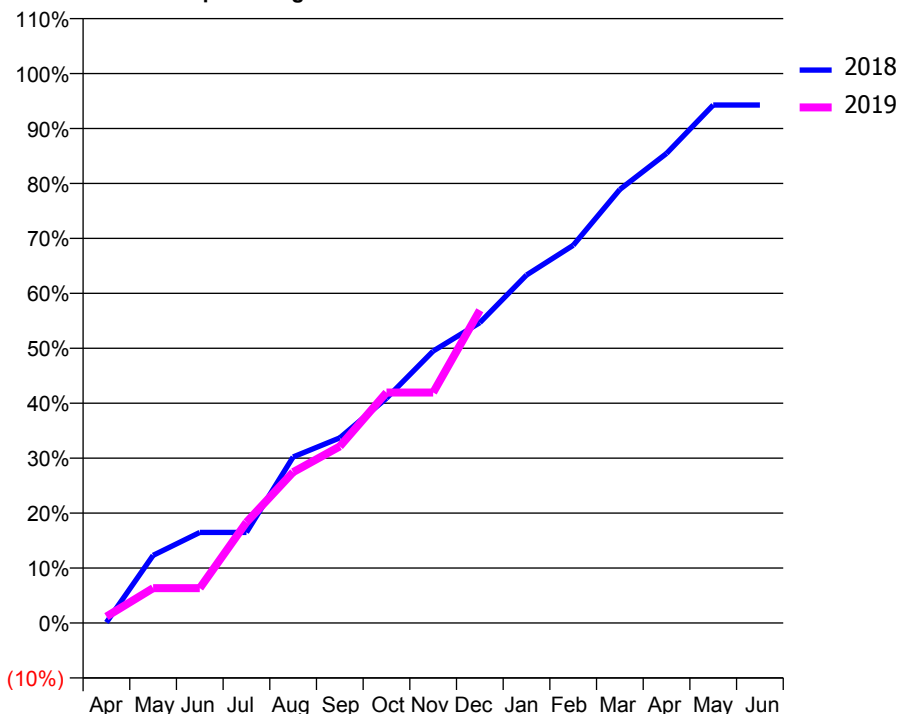
ACCESS*

Patients seen in 24 months	Total	Change since previous quarter
Quarter ending December 2017	679	
Quarter ending March 2018	668	↓
Quarter ending June 2018	661	↓
Quarter ending September 2018	656	→
Quarter ending December 2018	651	→
Variance since December 2017	(4.1%)	↓



ACTIVITY

Cumulative percentage of contracted UDA delivered 2018 & 2019



Month	Adjusted Scheduled Activity (UDA)	
	2018	2019
April	2	21
May	222	114
June	297	114
July	297	330
August	544	494
September	606	578
October	736	755
November	891	755
December	984	1,025
January	1,140	
February	1,237	
March	1,420	
April	1,538	
May	1,697	
June	1,697	

QUALITY

	Quantity	Base Number	Contract	AT	Region	England
% of FP17s for the same patient ID Re-attending within 3 months - Children	43	429	10.0%	9.9%	11.6%	11.8%
% of FP17s for the same patient ID Re-attending within 3 months - Adults	56	254	22.0%	14.7%	15.1%	15.6%
% of FP17s for the same patient ID Re-attending between 3 & 9 months - Children	260	429	60.6%	53.0%	59.9%	58.8%
% of FP17s for the same patient ID Re-attending between 3 & 9 months - Adults	135	254	53.1%	47.8%	52.0%	51.0%
% of FP17s for Band 1 Urgent Courses	54	580	9.3%	7.9%	8.0%	9.0%
% of FP17s Relating to Free Repair or Replacements	1	580	0.2%	0.7%	0.8%	0.8%
% of FP17s Relating to Continuations	11	580	1.9%	0.8%	0.9%	0.9%
% of Patients satisfied with the dentistry they have received	0	0	N/A	93.3%	93.6%	93.2%
% of Patients satisfied with the time they had to wait for an appointment	0	0	N/A	90.1%	88.6%	88.3%

* This is based on patients treated on this contract for their most recent course of treatment. Figures in italics indicate the base number of FP17s or Patient Questionnaire responses are less than 100. N/A is shown where the base number of responses is less than 10 during the period. % is calculated as Quantity/Base number*100

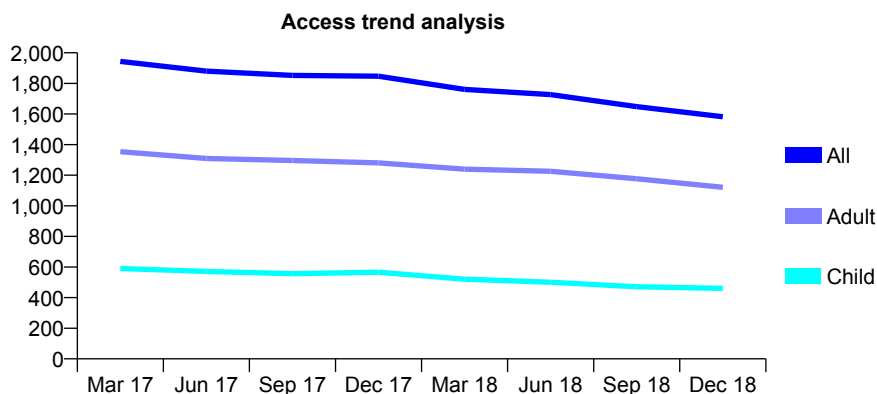
Q54 - Vital Signs At a Glance Contract Report for 224472/0002 - December 2018

Name or company name	MRS AC HADDON
Contract type name	GDS Contract
Purpose of contract	General
Contract start date	28/09/2011
Contract end date	30/11/2018

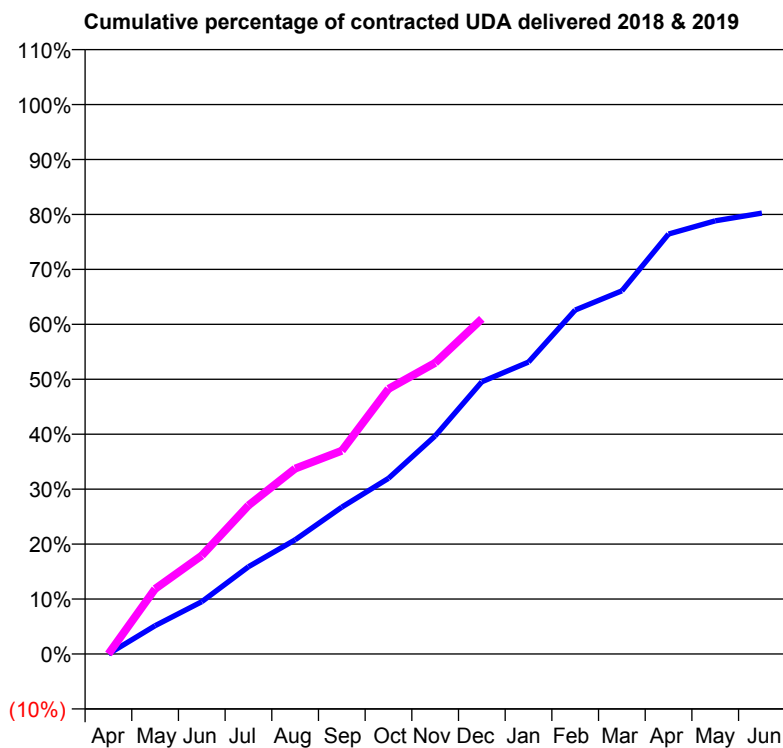
18/19 Contracted general activity (UDA)	5,589
Carry forward general activity (UDA)	0
18/19 Contracted orthodontic activity (UOA)	0
Carry forward orthodontic activity (UOA)	0
Baseline contract value	£169,661.23

ACCESS*

Patients seen in 24 months	Total	Change since previous quarter
Quarter ending December 2017	1,847	
Quarter ending March 2018	1,761	↓
Quarter ending June 2018	1,727	↓
Quarter ending September 2018	1,648	↓
Quarter ending December 2018	1,582	↓
Variance since December 2017	(14.3%)	↓



ACTIVITY



Month	Adjusted Scheduled Activity (UDA)	
	2018	2019
April	0	0
May	432	663
June	798	1,002
July	1,332	1,511
August	1,742	1,885
September	2,242	2,067
October	2,680	2,696
November	3,328	2,962
December	4,153	3,410
January	4,455	
February	5,249	
March	5,540	
April	6,407	
May	6,609	
June	6,728	

QUALITY

	Quantity	Base Number	Contract	AT	Region	England
% of FP17s for the same patient ID Re-attending within 3 months - Children	38	426	8.9%	9.9%	11.6%	11.8%
% of FP17s for the same patient ID Re-attending within 3 months - Adults	399	1,269	31.4%	14.7%	15.1%	15.6%
% of FP17s for the same patient ID Re-attending between 3 & 9 months - Children	215	426	50.5%	53.0%	59.9%	58.8%
% of FP17s for the same patient ID Re-attending between 3 & 9 months - Adults	540	1,269	42.6%	47.8%	52.0%	51.0%
% of FP17s for Band 1 Urgent Courses	96	1,277	7.5%	7.9%	8.0%	9.0%
% of FP17s Relating to Free Repair or Replacements	13	1,277	1.0%	0.7%	0.8%	0.8%
% of FP17s Relating to Continuations	34	1,277	2.7%	0.8%	0.9%	0.9%
% of Patients satisfied with the dentistry they have received	2	2	N/A	93.3%	93.6%	93.2%
% of Patients satisfied with the time they had to wait for an appointment	2	2	N/A	90.1%	88.6%	88.3%

* This is based on patients treated on this contract for their most recent course of treatment. Figures in italics indicate the base number of FP17s or Patient Questionnaire responses are less than 100. N/A is shown where the base number of responses is less than 10 during the period. % is calculated as Quantity/Base number*100

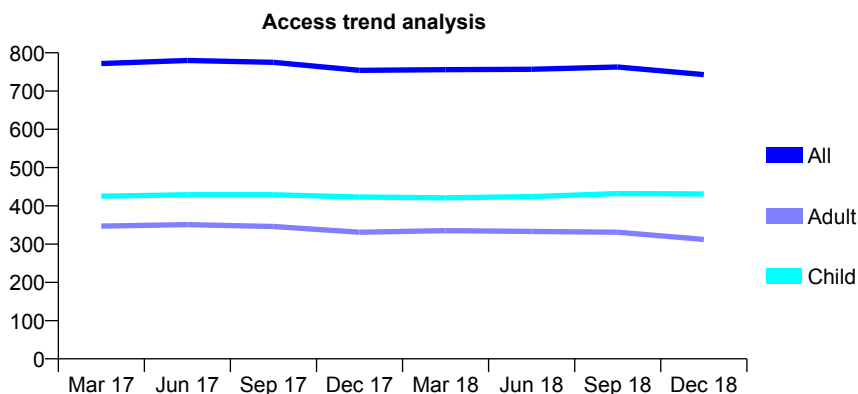
Q54 - Vital Signs At a Glance Contract Report for 231282/0001 - December 2018

Name or company name	MR SD LOESCHER
Contract type name	GDS Contract
Purpose of contract	General
Contract start date	01/04/2006
Contract end date	

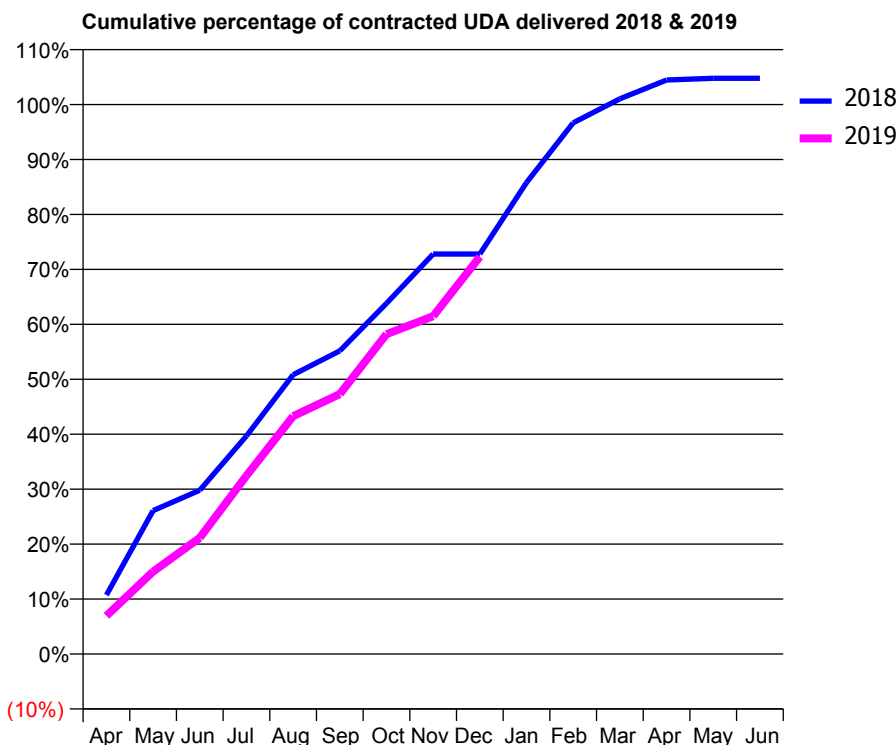
18/19 Contracted general activity (UDA)	1,566
Carry forward general activity (UDA)	-31
18/19 Contracted orthodontic activity (UOA)	0
Carry forward orthodontic activity (UOA)	0
Baseline contract value	£38,361.52

ACCESS*

Patients seen in 24 months	Total	Change since previous quarter
Quarter ending December 2017	754	
Quarter ending March 2018	756	→
Quarter ending June 2018	757	→
Quarter ending September 2018	763	→
Quarter ending December 2018	743	↓
Variance since December 2017	(1.5%)	↓



ACTIVITY



Adjusted Scheduled Activity (UDA)		
Month	2018	2019
April	168	109
May	409	235
June	467	331
July	621	508
August	796	678
September	864	741
October	999	912
November	1,140	963
December	1,140	1,132
January	1,343	
February	1,514	
March	1,582	
April	1,636	
May	1,641	
June	1,641	

QUALITY

	Quantity	Base Number	Contract	AT	Region	England
% of FP17s for the same patient ID Re-attending within 3 months - Children	24	540	4.4%	9.9%	11.6%	11.8%
% of FP17s for the same patient ID Re-attending within 3 months - Adults	28	285	9.8%	14.7%	15.1%	15.6%
% of FP17s for the same patient ID Re-attending between 3 & 9 months - Children	363	540	67.2%	53.0%	59.9%	58.8%
% of FP17s for the same patient ID Re-attending between 3 & 9 months - Adults	162	285	56.8%	47.8%	52.0%	51.0%
% of FP17s for Band 1 Urgent Courses	17	783	2.2%	7.9%	8.0%	9.0%
% of FP17s Relating to Free Repair or Replacements	2	783	0.3%	0.7%	0.8%	0.8%
% of FP17s Relating to Continuations	1	783	0.1%	0.8%	0.9%	0.9%
% of Patients satisfied with the dentistry they have received	0	0	N/A	93.3%	93.6%	93.2%
% of Patients satisfied with the time they had to wait for an appointment	0	0	N/A	90.1%	88.6%	88.3%

* This is based on patients treated on this contract for their most recent course of treatment. Figures in italics indicate the base number of FP17s or Patient Questionnaire responses are less than 100. N/A is shown where the base number of responses is less than 10 during the period. % is calculated as Quantity/Base number*100

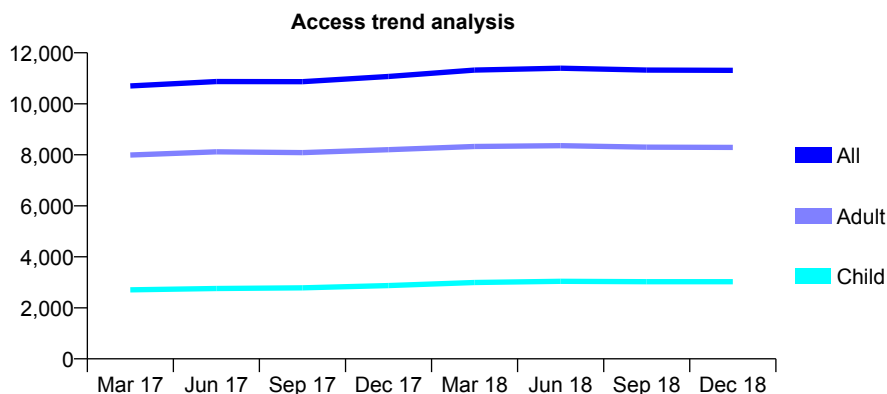
Q54 - Vital Signs At a Glance Contract Report for 234761/0001 - December 2018

Name or company name	MR RS TOBIN
Contract type name	GDS Contract
Purpose of contract	General
Contract start date	01/04/2009
Contract end date	

18/19 Contracted general activity (UDA)	37,040
Carry forward general activity (UDA)	0
18/19 Contracted orthodontic activity (UOA)	0
Carry forward orthodontic activity (UOA)	0
Baseline contract value	£987,510.64

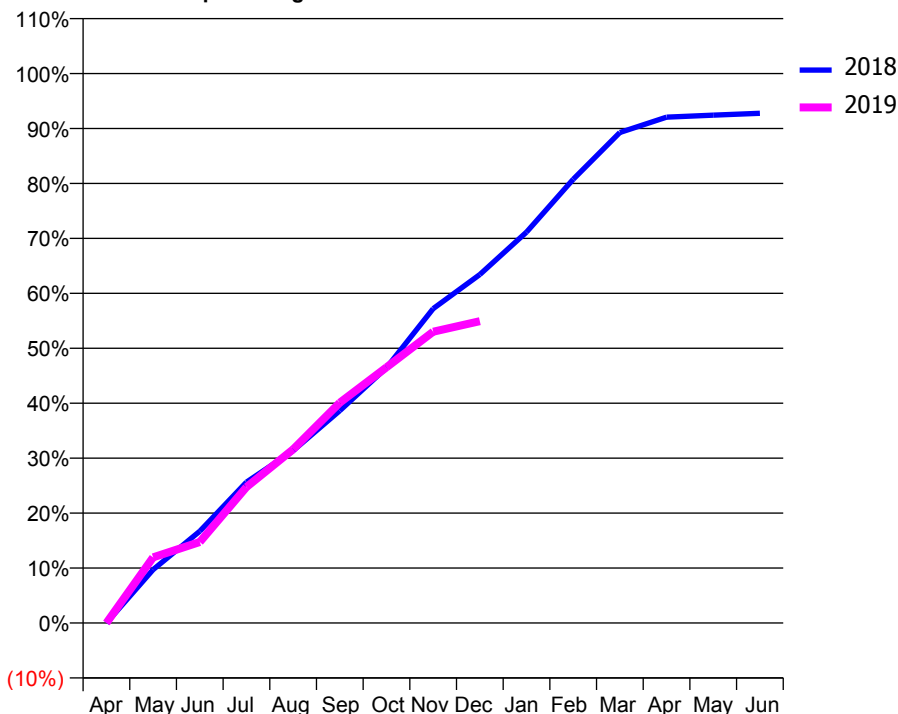
ACCESS*

Patients seen in 24 months	Total	Change since previous quarter
Quarter ending December 2017	11,071	
Quarter ending March 2018	11,325	↑
Quarter ending June 2018	11,394	→
Quarter ending September 2018	11,324	→
Quarter ending December 2018	11,315	→
Variance since December 2017	2.2%	↑



ACTIVITY

Cumulative percentage of contracted UDA delivered 2018 & 2019



Month	Adjusted Scheduled Activity (UDA)	
	2018	2019
April	0	0
May	3,600	4,429
June	6,190	5,460
July	9,497	9,168
August	11,617	11,711
September	14,311	14,851
October	17,208	17,232
November	21,190	19,631
December	23,490	20,347
January	26,353	
February	29,911	
March	33,067	
April	34,099	
May	34,229	
June	34,356	

QUALITY

	Quantity	Base Number	Contract	AT	Region	England
% of FP17s for the same patient ID Re-attending within 3 months - Children	217	2,680	8.1%	9.9%	11.6%	11.8%
% of FP17s for the same patient ID Re-attending within 3 months - Adults	1,271	7,470	17.0%	14.7%	15.1%	15.6%
% of FP17s for the same patient ID Re-attending between 3 & 9 months - Children	1,492	2,680	55.7%	53.0%	59.9%	58.8%
% of FP17s for the same patient ID Re-attending between 3 & 9 months - Adults	3,888	7,470	52.0%	47.8%	52.0%	51.0%
% of FP17s for Band 1 Urgent Courses	1,393	9,273	15.0%	7.9%	8.0%	9.0%
% of FP17s Relating to Free Repair or Replacements	93	9,273	1.0%	0.7%	0.8%	0.8%
% of FP17s Relating to Continuations	63	9,273	0.7%	0.8%	0.9%	0.9%
% of Patients satisfied with the dentistry they have received	7	8	N/A	93.3%	93.6%	93.2%
% of Patients satisfied with the time they had to wait for an appointment	7	8	N/A	90.1%	88.6%	88.3%

* This is based on patients treated on this contract for their most recent course of treatment. Figures in italics indicate the base number of FP17s or Patient Questionnaire responses are less than 100. N/A is shown where the base number of responses is less than 10 during the period. % is calculated as Quantity/Base number*100

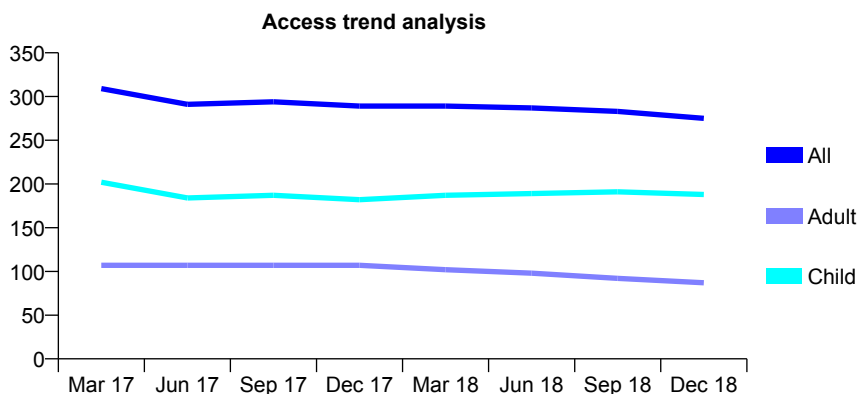
Q54 - Vital Signs At a Glance Contract Report for 234982/0001 - December 2018

Name or company name	MR CJ HIRST
Contract type name	GDS Contract
Purpose of contract	General
Contract start date	01/04/2006
Contract end date	

18/19 Contracted general activity (UDA)	510
Carry forward general activity (UDA)	0
18/19 Contracted orthodontic activity (UOA)	0
Carry forward orthodontic activity (UOA)	0
Baseline contract value	£12,876.57

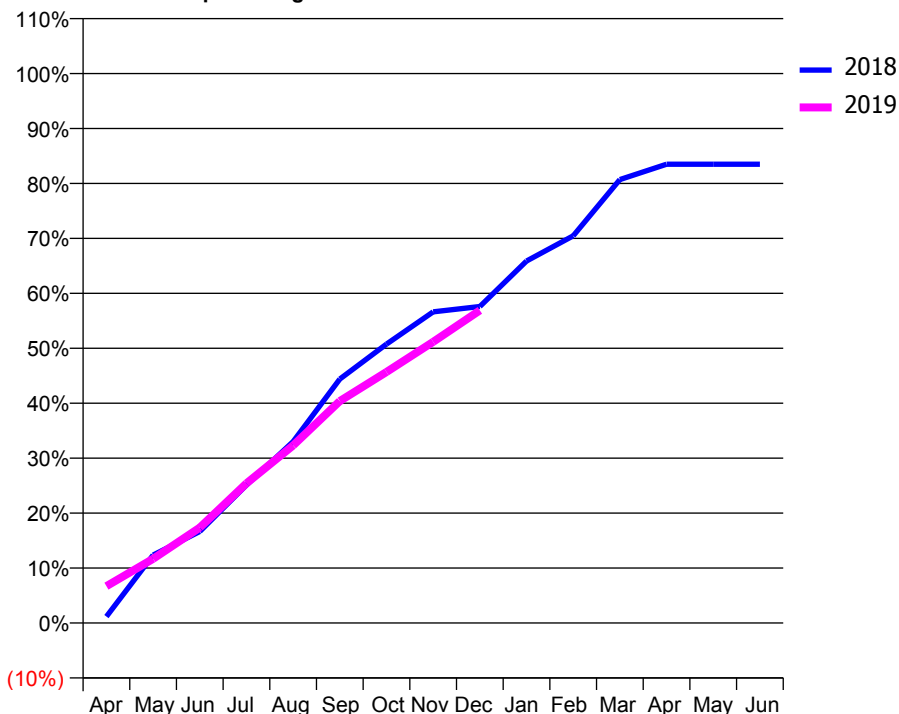
ACCESS*

Patients seen in 24 months	Total	Change since previous quarter
Quarter ending December 2017	289	
Quarter ending March 2018	289	→
Quarter ending June 2018	287	→
Quarter ending September 2018	283	↓
Quarter ending December 2018	275	↓
Variance since December 2017	(4.8%)	↓



ACTIVITY

Cumulative percentage of contracted UDA delivered 2018 & 2019



Month	Adjusted Scheduled Activity (UDA)	
	2018	2019
April	6	34
May	63	60
June	85	89
July	128	130
August	168	165
September	226	206
October	259	233
November	289	261
December	294	290
January	336	
February	359	
March	412	
April	426	
May	426	
June	426	

QUALITY

	Quantity	Base Number	Contract	AT	Region	England
% of FP17s for the same patient ID Re-attending within 3 months - Children	6	192	3.1%	9.9%	11.6%	11.8%
% of FP17s for the same patient ID Re-attending within 3 months - Adults	0	50	0.0%	14.7%	15.1%	15.6%
% of FP17s for the same patient ID Re-attending between 3 & 9 months - Children	111	192	57.8%	53.0%	59.9%	58.8%
% of FP17s for the same patient ID Re-attending between 3 & 9 months - Adults	26	50	52.0%	47.8%	52.0%	51.0%
% of FP17s for Band 1 Urgent Courses	6	232	2.6%	7.9%	8.0%	9.0%
% of FP17s Relating to Free Repair or Replacements	0	232	0.0%	0.7%	0.8%	0.8%
% of FP17s Relating to Continuations	1	232	0.4%	0.8%	0.9%	0.9%
% of Patients satisfied with the dentistry they have received	0	0	N/A	93.3%	93.6%	93.2%
% of Patients satisfied with the time they had to wait for an appointment	0	0	N/A	90.1%	88.6%	88.3%

* This is based on patients treated on this contract for their most recent course of treatment. Figures in italics indicate the base number of FP17s or Patient Questionnaire responses are less than 100. N/A is shown where the base number of responses is less than 10 during the period. % is calculated as Quantity/Base number*100

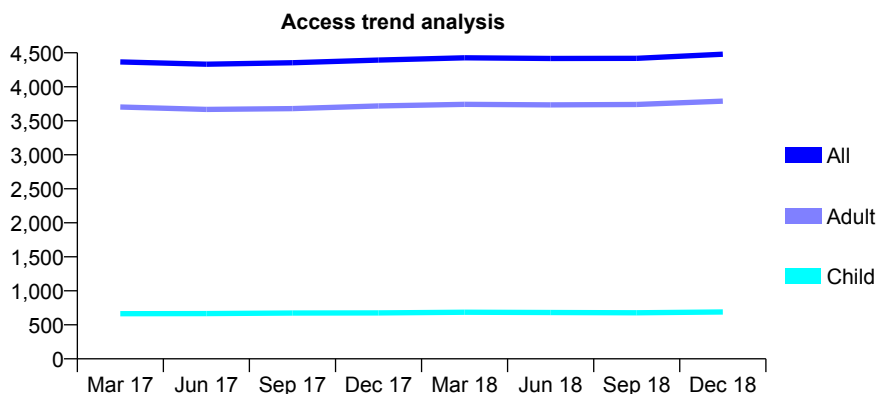
Q54 - Vital Signs At a Glance Contract Report for 239046/0001 - December 2018

Name or company name	MR DW PANNELL
Contract type name	GDS Contract
Purpose of contract	General
Contract start date	01/04/2006
Contract end date	

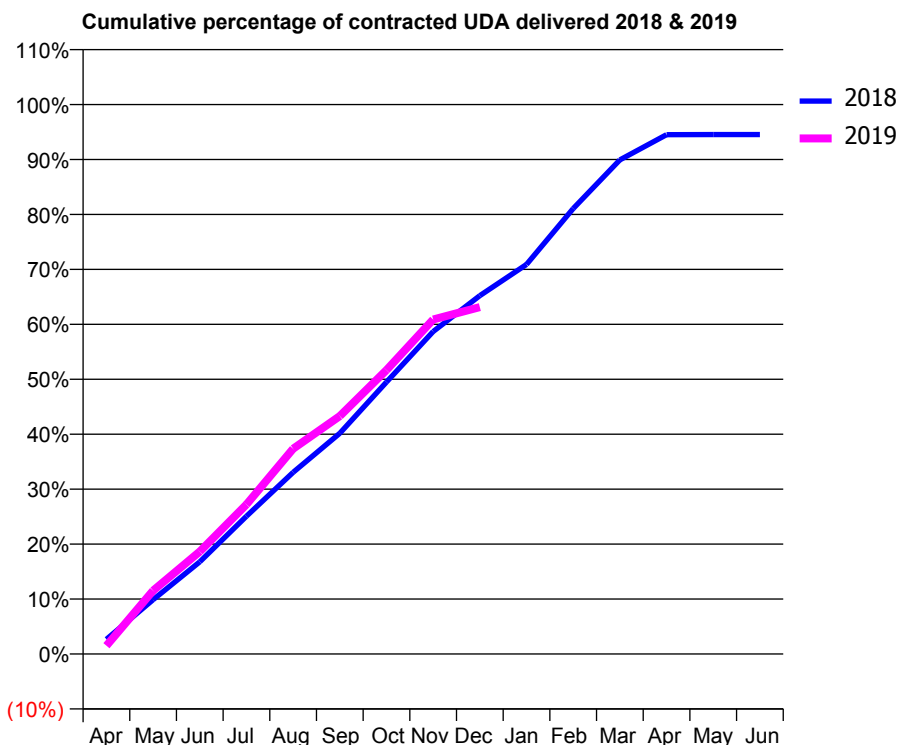
18/19 Contracted general activity (UDA)	13,464
Carry forward general activity (UDA)	0
18/19 Contracted orthodontic activity (UOA)	0
Carry forward orthodontic activity (UOA)	0
Baseline contract value	£281,912.72

ACCESS*

Patients seen in 24 months	Total	Change since previous quarter
Quarter ending December 2017	4,394	
Quarter ending March 2018	4,427	→
Quarter ending June 2018	4,417	→
Quarter ending September 2018	4,418	→
Quarter ending December 2018	4,479	→
Variance since December 2017	1.9%	→



ACTIVITY



Month	Adjusted Scheduled Activity (UDA)	
	2018	2019
April	360	206
May	1,331	1,554
June	2,261	2,511
July	3,376	3,663
August	4,451	5,031
September	5,410	5,830
October	6,663	6,959
November	7,903	8,196
December	8,782	8,500
January	9,547	
February	10,914	
March	12,108	
April	12,724	
May	12,726	
June	12,726	

QUALITY

	Quantity	Base Number	Contract	AT	Region	England
% of FP17s for the same patient ID Re-attending within 3 months - Children	44	702	6.3%	9.9%	11.6%	11.8%
% of FP17s for the same patient ID Re-attending within 3 months - Adults	609	4,105	14.8%	14.7%	15.1%	15.6%
% of FP17s for the same patient ID Re-attending between 3 & 9 months - Children	438	702	62.4%	53.0%	59.9%	58.8%
% of FP17s for the same patient ID Re-attending between 3 & 9 months - Adults	2,457	4,105	59.9%	47.8%	52.0%	51.0%
% of FP17s for Band 1 Urgent Courses	125	4,506	2.8%	7.9%	8.0%	9.0%
% of FP17s Relating to Free Repair or Replacements	65	4,506	1.4%	0.7%	0.8%	0.8%
% of FP17s Relating to Continuations	138	4,506	3.1%	0.8%	0.9%	0.9%
% of Patients satisfied with the dentistry they have received	6	6	N/A	93.3%	93.6%	93.2%
% of Patients satisfied with the time they had to wait for an appointment	6	6	N/A	90.1%	88.6%	88.3%

* This is based on patients treated on this contract for their most recent course of treatment. Figures in italics indicate the base number of FP17s or Patient Questionnaire responses are less than 100. N/A is shown where the base number of responses is less than 10 during the period. % is calculated as Quantity/Base number*100

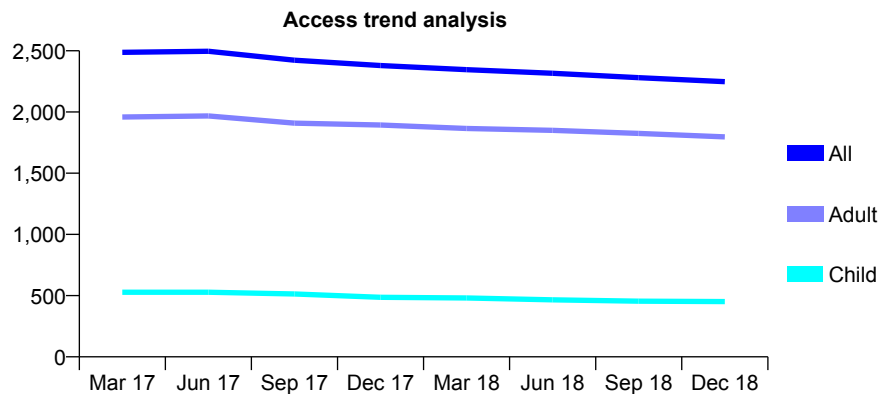
Q54 - Vital Signs At a Glance Contract Report for 240672/0002 - December 2018

Name or company name	MISS CR RUMLEY
Contract type name	GDS Contract
Purpose of contract	General
Contract start date	01/08/2014
Contract end date	

18/19 Contracted general activity (UDA)	7,324
Carry forward general activity (UDA)	206
18/19 Contracted orthodontic activity (UOA)	0
Carry forward orthodontic activity (UOA)	0
Baseline contract value	£198,565.76

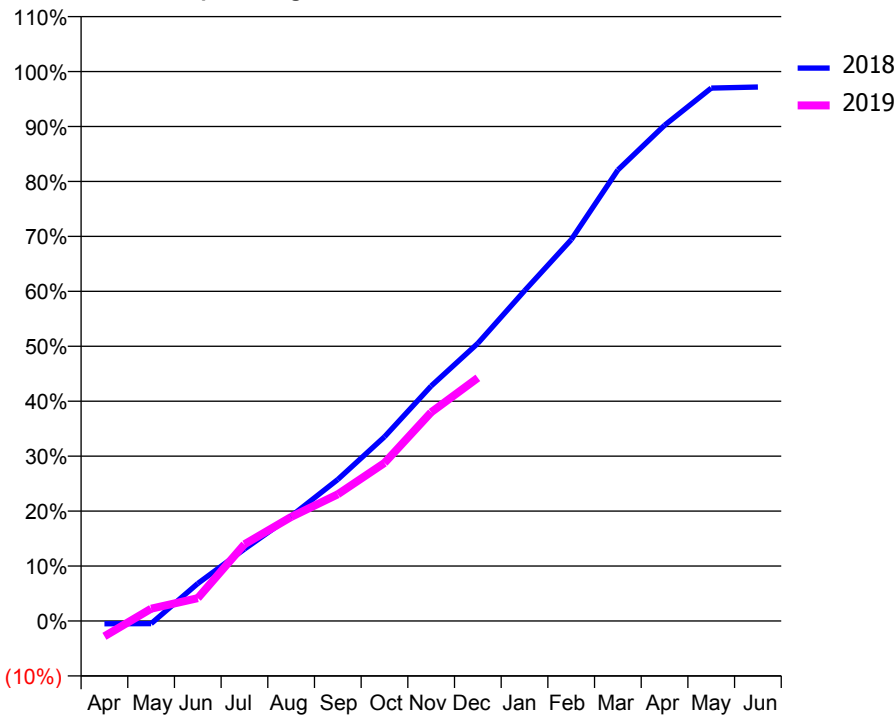
ACCESS*

Patients seen in 24 months	Total	Change since previous quarter
Quarter ending December 2017	2,380	
Quarter ending March 2018	2,346	↓
Quarter ending June 2018	2,316	↓
Quarter ending September 2018	2,280	↓
Quarter ending December 2018	2,248	↓
Variance since December 2017	(5.5%)	↓



ACTIVITY

Cumulative percentage of contracted UDA delivered 2018 & 2019



Month	Adjusted Scheduled Activity (UDA)	
	2018	2019
April	-39	-206
May	-36	164
June	501	305
July	958	1,023
August	1,398	1,386
September	1,887	1,690
October	2,456	2,106
November	3,133	2,782
December	3,701	3,241
January	4,402	
February	5,083	
March	6,011	
April	6,608	
May	7,104	
June	7,118	

QUALITY

	Quantity	Base Number	Contract	AT	Region	England
% of FP17s for the same patient ID Re-attending within 3 months - Children	23	402	5.7%	9.9%	11.6%	11.8%
% of FP17s for the same patient ID Re-attending within 3 months - Adults	149	1,591	9.4%	14.7%	15.1%	15.6%
% of FP17s for the same patient ID Re-attending between 3 & 9 months - Children	225	402	56.0%	53.0%	59.9%	58.8%
% of FP17s for the same patient ID Re-attending between 3 & 9 months - Adults	887	1,591	55.8%	47.8%	52.0%	51.0%
% of FP17s for Band 1 Urgent Courses	110	1,661	6.6%	7.9%	8.0%	9.0%
% of FP17s Relating to Free Repair or Replacements	12	1,661	0.7%	0.7%	0.8%	0.8%
% of FP17s Relating to Continuations	9	1,661	0.5%	0.8%	0.9%	0.9%
% of Patients satisfied with the dentistry they have received	0	0	N/A	93.3%	93.6%	93.2%
% of Patients satisfied with the time they had to wait for an appointment	0	0	N/A	90.1%	88.6%	88.3%

* This is based on patients treated on this contract for their most recent course of treatment. Figures in italics indicate the base number of FP17s or Patient Questionnaire responses are less than 100. N/A is shown where the base number of responses is less than 10 during the period. % is calculated as Quantity/Base number*100

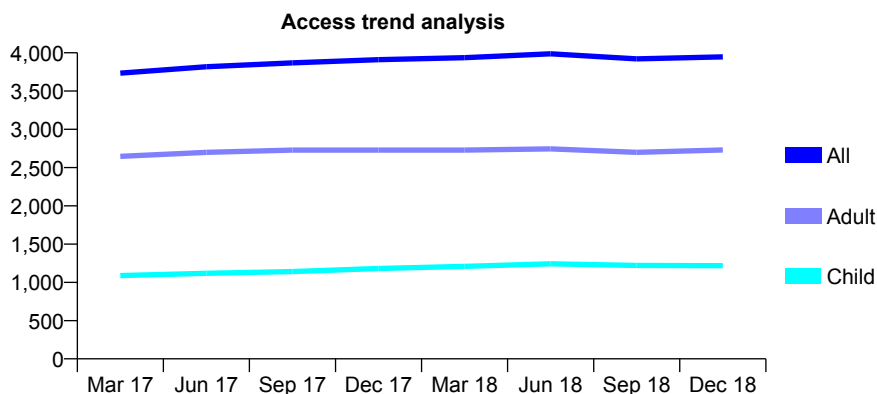
Q54 - Vital Signs At a Glance Contract Report for 241083/0001 - December 2018

Name or company name	MR V SUDRA
Contract type name	GDS Contract
Purpose of contract	General and Orthodontic
Contract start date	01/04/2006
Contract end date	

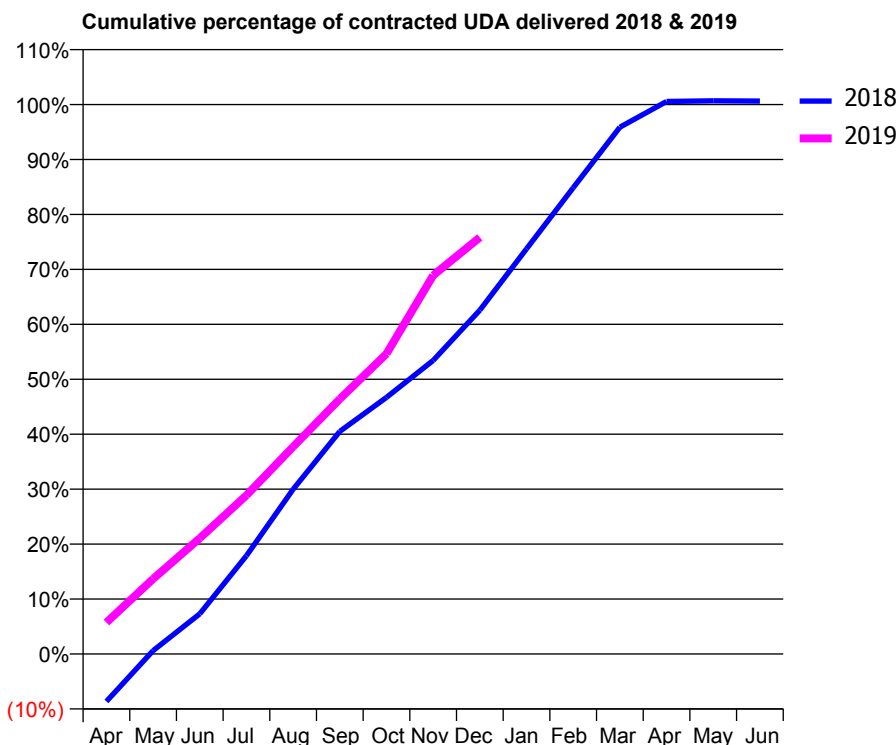
18/19 Contracted general activity (UDA)	10,592
Carry forward general activity (UDA)	-71
18/19 Contracted orthodontic activity (UOA)	190
Carry forward orthodontic activity (UOA)	-2
Baseline contract value	£347,152.52

ACCESS*

Patients seen in 24 months	Total	Change since previous quarter
Quarter ending December 2017	3,910	
Quarter ending March 2018	3,937	→
Quarter ending June 2018	3,987	→
Quarter ending September 2018	3,920	↓
Quarter ending December 2018	3,947	→
Variance since December 2017	0.9%	→



ACTIVITY



Month	Adjusted Scheduled Activity (UDA)	
	2018	2019
April	-1,002	608
May	71	1,449
June	849	2,232
July	2,074	3,060
August	3,476	3,996
September	4,696	4,916
October	5,414	5,788
November	6,194	7,299
December	7,252	8,032
January	8,547	
February	9,834	
March	11,113	
April	11,655	
May	11,671	
June	11,663	

QUALITY

	Quantity	Base Number	Contract	AT	Region	England
% of FP17s for the same patient ID Re-attending within 3 months - Children	62	1,016	6.1%	9.9%	11.6%	11.8%
% of FP17s for the same patient ID Re-attending within 3 months - Adults	239	2,116	11.3%	14.7%	15.1%	15.6%
% of FP17s for the same patient ID Re-attending between 3 & 9 months - Children	393	1,016	38.7%	53.0%	59.9%	58.8%
% of FP17s for the same patient ID Re-attending between 3 & 9 months - Adults	771	2,116	36.4%	47.8%	52.0%	51.0%
% of FP17s for Band 1 Urgent Courses	103	2,457	4.2%	7.9%	8.0%	9.0%
% of FP17s Relating to Free Repair or Replacements	16	2,457	0.7%	0.7%	0.8%	0.8%
% of FP17s Relating to Continuations	10	2,457	0.4%	0.8%	0.9%	0.9%
% of Patients satisfied with the dentistry they have received	0	0	N/A	93.3%	93.6%	93.2%
% of Patients satisfied with the time they had to wait for an appointment	0	0	N/A	90.1%	88.6%	88.3%

* This is based on patients treated on this contract for their most recent course of treatment. Figures in italics indicate the base number of FP17s or Patient Questionnaire responses are less than 100. N/A is shown where the base number of responses is less than 10 during the period. % is calculated as Quantity/Base number*100

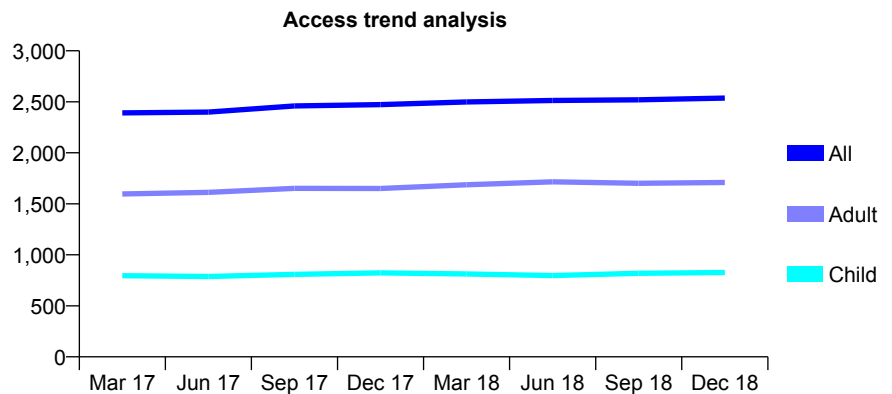
Q54 - Vital Signs At a Glance Contract Report for 244228/0001 - December 2018

Name or company name	MR JS BARDHA
Contract type name	GDS Contract
Purpose of contract	General and Orthodontic
Contract start date	01/04/2006
Contract end date	

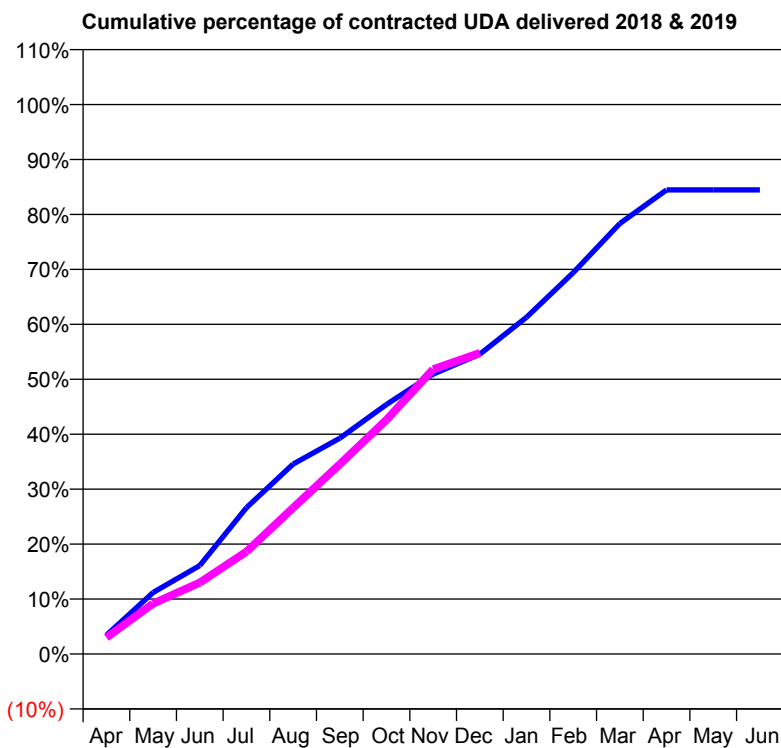
18/19 Contracted general activity (UDA)	9,698
Carry forward general activity (UDA)	0
18/19 Contracted orthodontic activity (UOA)	204
Carry forward orthodontic activity (UOA)	-4
Baseline contract value	£282,844.69

ACCESS*

Patients seen in 24 months	Total	Change since previous quarter
Quarter ending December 2017	2,473	
Quarter ending March 2018	2,499	→
Quarter ending June 2018	2,513	→
Quarter ending September 2018	2,520	→
Quarter ending December 2018	2,536	→
Variance since December 2017	2.5%	↑



ACTIVITY



Month	Adjusted Scheduled Activity (UDA)	
	2018	2019
April	332	292
May	1,087	890
June	1,563	1,261
July	2,583	1,805
August	3,352	2,579
September	3,808	3,351
October	4,405	4,135
November	4,940	5,027
December	5,292	5,312
January	5,943	
February	6,728	
March	7,599	
April	8,191	
May	8,191	
June	8,191	

QUALITY

	Quantity	Base Number	Contract	AT	Region	England
% of FP17s for the same patient ID Re-attending within 3 months - Children	49	719	6.8%	9.9%	11.6%	11.8%
% of FP17s for the same patient ID Re-attending within 3 months - Adults	146	1,259	11.6%	14.7%	15.1%	15.6%
% of FP17s for the same patient ID Re-attending between 3 & 9 months - Children	298	719	41.4%	53.0%	59.9%	58.8%
% of FP17s for the same patient ID Re-attending between 3 & 9 months - Adults	493	1,259	39.2%	47.8%	52.0%	51.0%
% of FP17s for Band 1 Urgent Courses	89	1,792	5.0%	7.9%	8.0%	9.0%
% of FP17s Relating to Free Repair or Replacements	0	1,792	0.0%	0.7%	0.8%	0.8%
% of FP17s Relating to Continuations	22	1,792	1.2%	0.8%	0.9%	0.9%
% of Patients satisfied with the dentistry they have received	0	0	N/A	93.3%	93.6%	93.2%
% of Patients satisfied with the time they had to wait for an appointment	0	0	N/A	90.1%	88.6%	88.3%

* This is based on patients treated on this contract for their most recent course of treatment. Figures in italics indicate the base number of FP17s or Patient Questionnaire responses are less than 100. N/A is shown where the base number of responses is less than 10 during the period. % is calculated as Quantity/Base number*100

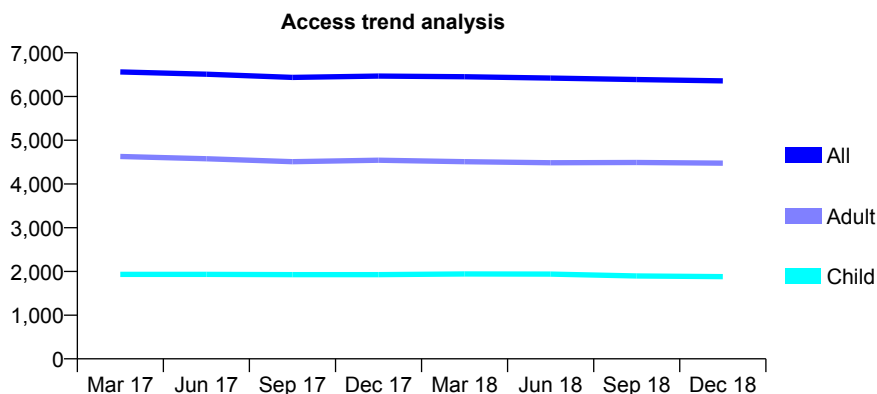
Q54 - Vital Signs At a Glance Contract Report for 245860/0001 - December 2018

Name or company name	MR M BINAMIN
Contract type name	GDS Contract
Purpose of contract	General
Contract start date	01/04/2006
Contract end date	

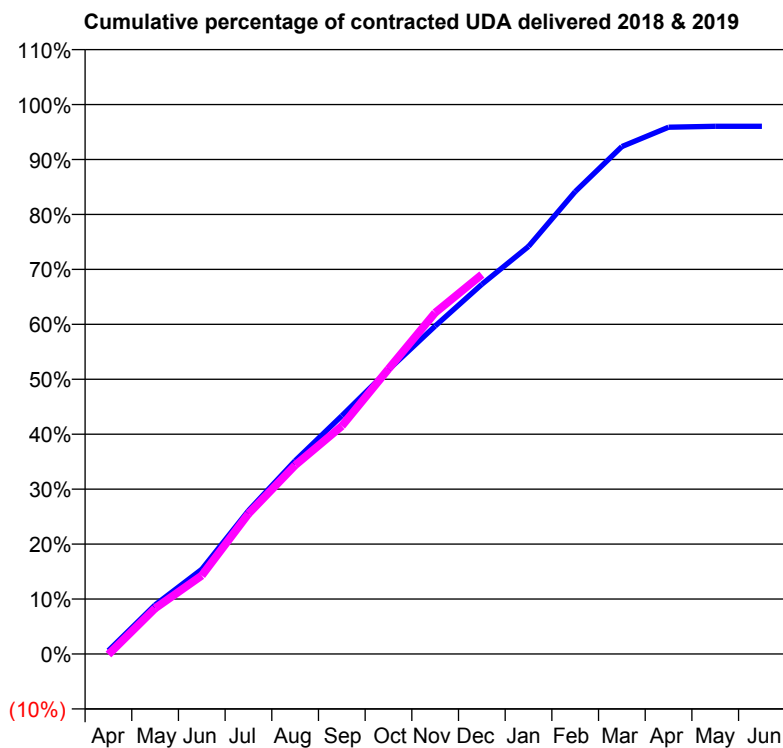
18/19 Contracted general activity (UDA)	12,244
Carry forward general activity (UDA)	486
18/19 Contracted orthodontic activity (UOA)	0
Carry forward orthodontic activity (UOA)	0
Baseline contract value	£298,040.07

ACCESS*

Patients seen in 24 months	Total	Change since previous quarter
Quarter ending December 2017	6,469	
Quarter ending March 2018	6,453	→
Quarter ending June 2018	6,423	→
Quarter ending September 2018	6,387	→
Quarter ending December 2018	6,357	→
Variance since December 2017	(1.7%)	↓



ACTIVITY



Month	Adjusted Scheduled Activity (UDA)	
	2018	2019
April	74	-12
May	1,095	1,016
June	1,889	1,750
July	3,196	3,124
August	4,306	4,206
September	5,308	5,080
October	6,333	6,351
November	7,309	7,605
December	8,239	8,456
January	9,082	
February	10,302	
March	11,307	
April	11,738	
May	11,758	
June	11,758	

QUALITY

	Quantity	Base Number	Contract	AT	Region	England
% of FP17s for the same patient ID Re-attending within 3 months - Children	119	2,084	5.7%	9.9%	11.6%	11.8%
% of FP17s for the same patient ID Re-attending within 3 months - Adults	740	4,778	15.5%	14.7%	15.1%	15.6%
% of FP17s for the same patient ID Re-attending between 3 & 9 months - Children	1,309	2,084	62.8%	53.0%	59.9%	58.8%
% of FP17s for the same patient ID Re-attending between 3 & 9 months - Adults	2,655	4,778	55.6%	47.8%	52.0%	51.0%
% of FP17s for Band 1 Urgent Courses	424	5,739	7.4%	7.9%	8.0%	9.0%
% of FP17s Relating to Free Repair or Replacements	26	5,739	0.5%	0.7%	0.8%	0.8%
% of FP17s Relating to Continuations	7	5,739	0.1%	0.8%	0.9%	0.9%
% of Patients satisfied with the dentistry they have received	5	5	N/A	93.3%	93.6%	93.2%
% of Patients satisfied with the time they had to wait for an appointment	4	5	N/A	90.1%	88.6%	88.3%

* This is based on patients treated on this contract for their most recent course of treatment. Figures in italics indicate the base number of FP17s or Patient Questionnaire responses are less than 100. N/A is shown where the base number of responses is less than 10 during the period. % is calculated as Quantity/Base number*100

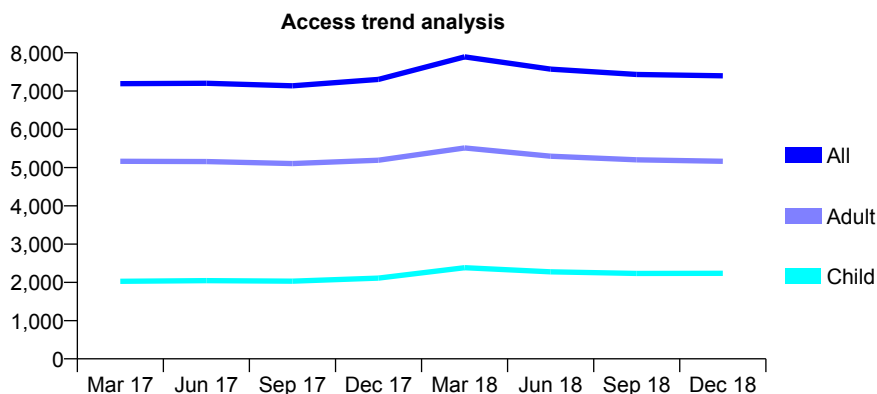
Q54 - Vital Signs At a Glance Contract Report for 250333/0001 - December 2018

Name or company name	MR JS JANDU
Contract type name	GDS Contract
Purpose of contract	General and Orthodontic
Contract start date	01/04/2008
Contract end date	

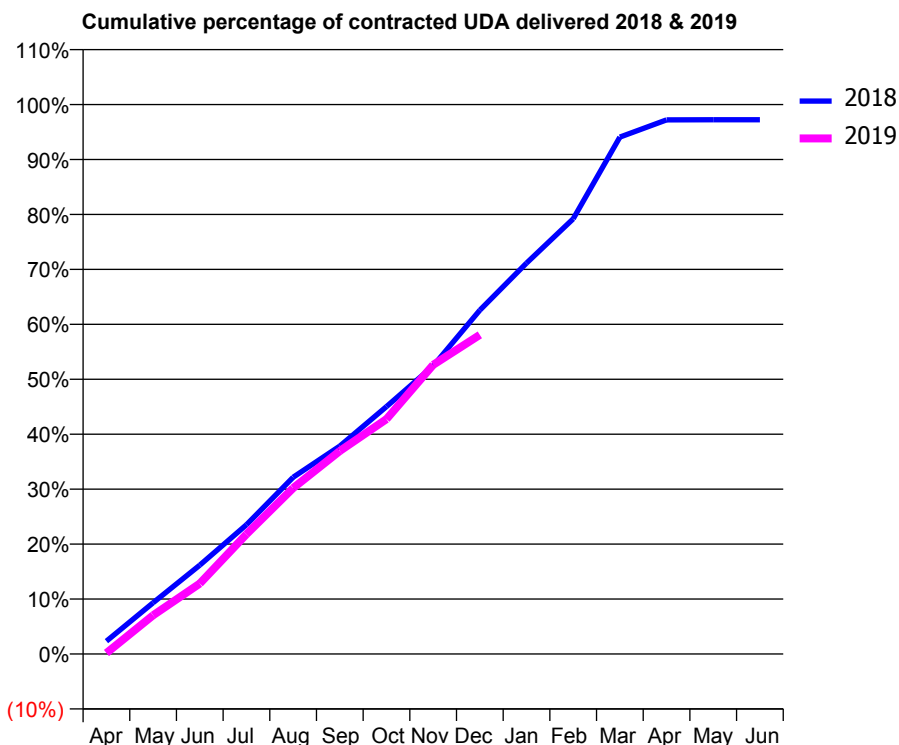
18/19 Contracted general activity (UDA)	22,064
Carry forward general activity (UDA)	612
18/19 Contracted orthodontic activity (UOA)	999
Carry forward orthodontic activity (UOA)	0
Baseline contract value	£654,984.19

ACCESS*

Patients seen in 24 months	Total	Change since previous quarter
Quarter ending December 2017	7,305	
Quarter ending March 2018	7,895	↑
Quarter ending June 2018	7,572	↓
Quarter ending September 2018	7,435	↓
Quarter ending December 2018	7,400	→
Variance since December 2017	1.3%	→



ACTIVITY



Month	Adjusted Scheduled Activity (UDA)	
	2018	2019
April	519	38
May	2,061	1,556
June	3,566	2,828
July	5,193	4,812
August	7,095	6,661
September	8,350	8,150
October	9,935	9,431
November	11,565	11,610
December	13,804	12,817
January	15,695	
February	17,472	
March	20,754	
April	21,447	
May	21,452	
June	21,452	

QUALITY

	Quantity	Base Number	Contract	AT	Region	England
% of FP17s for the same patient ID Re-attending within 3 months - Children	187	2,442	7.7%	9.9%	11.6%	11.8%
% of FP17s for the same patient ID Re-attending within 3 months - Adults	612	4,867	12.6%	14.7%	15.1%	15.6%
% of FP17s for the same patient ID Re-attending between 3 & 9 months - Children	1,217	2,442	49.8%	53.0%	59.9%	58.8%
% of FP17s for the same patient ID Re-attending between 3 & 9 months - Adults	2,322	4,867	47.7%	47.8%	52.0%	51.0%
% of FP17s for Band 1 Urgent Courses	549	6,911	7.9%	7.9%	8.0%	9.0%
% of FP17s Relating to Free Repair or Replacements	49	6,911	0.7%	0.7%	0.8%	0.8%
% of FP17s Relating to Continuations	2	6,911	0.0%	0.8%	0.9%	0.9%
% of Patients satisfied with the dentistry they have received	1	1	N/A	93.3%	93.6%	93.2%
% of Patients satisfied with the time they had to wait for an appointment	1	1	N/A	90.1%	88.6%	88.3%

* This is based on patients treated on this contract for their most recent course of treatment. Figures in italics indicate the base number of FP17s or Patient Questionnaire responses are less than 100. N/A is shown where the base number of responses is less than 10 during the period. % is calculated as Quantity/Base number*100

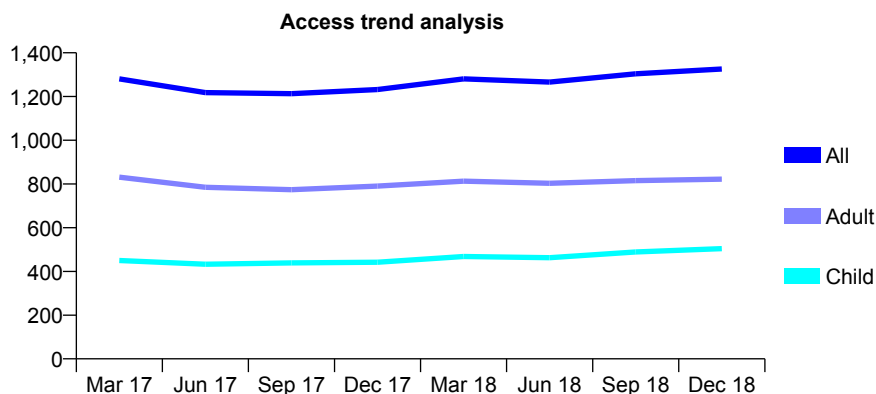
Q54 - Vital Signs At a Glance Contract Report for 250333/0002 - December 2018

Name or company name	MR JS JANDU
Contract type name	GDS Contract
Purpose of contract	General
Contract start date	01/10/2012
Contract end date	

18/19 Contracted general activity (UDA)	4,213
Carry forward general activity (UDA)	0
18/19 Contracted orthodontic activity (UOA)	0
Carry forward orthodontic activity (UOA)	0
Baseline contract value	£115,599.85

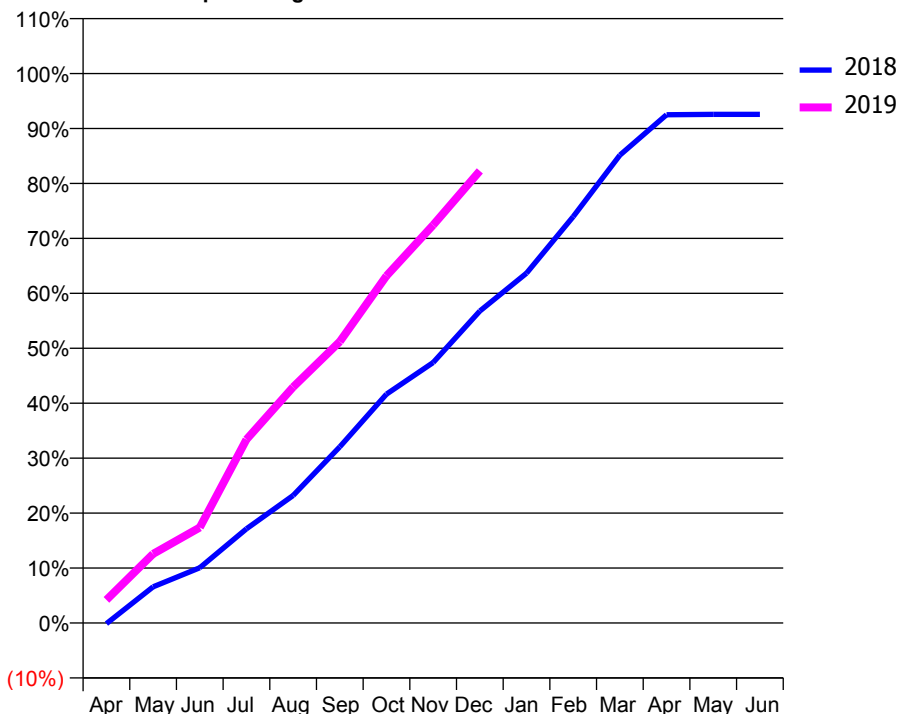
ACCESS*

Patients seen in 24 months	Total	Change since previous quarter
Quarter ending December 2017	1,232	
Quarter ending March 2018	1,281	↑
Quarter ending June 2018	1,266	↓
Quarter ending September 2018	1,304	↑
Quarter ending December 2018	1,326	→
Variance since December 2017	7.6%	↑



ACTIVITY

Cumulative percentage of contracted UDA delivered 2018 & 2019



Month	Adjusted Scheduled Activity (UDA)	
	2018	2019
April	-6	178
May	278	531
June	424	732
July	722	1,407
August	978	1,809
September	1,351	2,158
October	1,754	2,662
November	1,997	3,051
December	2,392	3,466
January	2,682	
February	3,115	
March	3,587	
April	3,897	
May	3,900	
June	3,900	

QUALITY

	Quantity	Base Number	Contract	AT	Region	England
% of FP17s for the same patient ID Re-attending within 3 months - Children	22	495	4.4%	9.9%	11.6%	11.8%
% of FP17s for the same patient ID Re-attending within 3 months - Adults	117	885	13.2%	14.7%	15.1%	15.6%
% of FP17s for the same patient ID Re-attending between 3 & 9 months - Children	262	495	52.9%	53.0%	59.9%	58.8%
% of FP17s for the same patient ID Re-attending between 3 & 9 months - Adults	466	885	52.7%	47.8%	52.0%	51.0%
% of FP17s for Band 1 Urgent Courses	108	1,299	8.3%	7.9%	8.0%	9.0%
% of FP17s Relating to Free Repair or Replacements	3	1,299	0.2%	0.7%	0.8%	0.8%
% of FP17s Relating to Continuations	9	1,299	0.7%	0.8%	0.9%	0.9%
% of Patients satisfied with the dentistry they have received	0	0	N/A	93.3%	93.6%	93.2%
% of Patients satisfied with the time they had to wait for an appointment	0	0	N/A	90.1%	88.6%	88.3%

* This is based on patients treated on this contract for their most recent course of treatment. Figures in italics indicate the base number of FP17s or Patient Questionnaire responses are less than 100. N/A is shown where the base number of responses is less than 10 during the period. % is calculated as Quantity/Base number*100

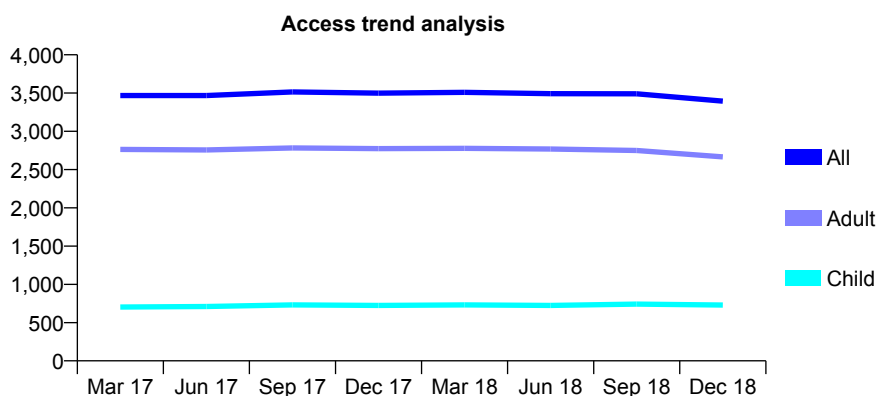
Q54 - Vital Signs At a Glance Contract Report for 251623/0001 - December 2018

Name or company name	MR F HEYDARI-BATENI
Contract type name	GDS Contract
Purpose of contract	General
Contract start date	01/04/2006
Contract end date	

18/19 Contracted general activity (UDA)	11,261
Carry forward general activity (UDA)	0
18/19 Contracted orthodontic activity (UOA)	0
Carry forward orthodontic activity (UOA)	0
Baseline contract value	£243,893.93

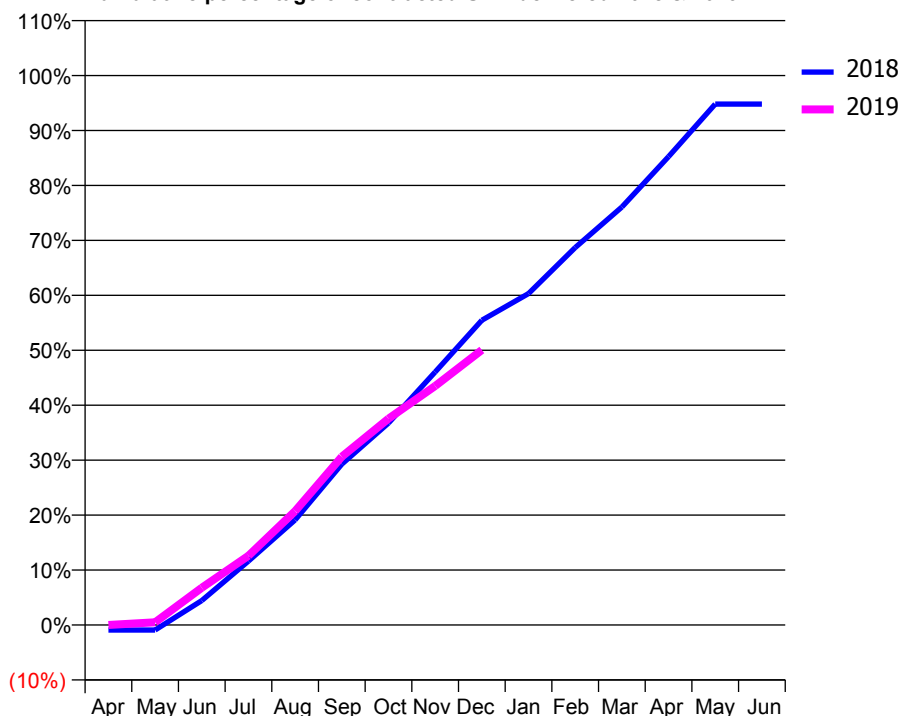
ACCESS*

Patients seen in 24 months	Total	Change since previous quarter
Quarter ending December 2017	3,499	
Quarter ending March 2018	3,509	→
Quarter ending June 2018	3,492	→
Quarter ending September 2018	3,491	→
Quarter ending December 2018	3,394	↓
Variance since December 2017	(3.0%)	↓



ACTIVITY

Cumulative percentage of contracted UDA delivered 2018 & 2019



Month	Adjusted Scheduled Activity (UDA)	
	2018	2019
April	-106	0
May	-106	56
June	503	763
July	1,309	1,419
August	2,154	2,334
September	3,297	3,450
October	4,140	4,229
November	5,185	4,898
December	6,246	5,636
January	6,792	
February	7,735	
March	8,566	
April	9,599	
May	10,675	
June	10,675	

QUALITY

	Quantity	Base Number	Contract	AT	Region	England
% of FP17s for the same patient ID Re-attending within 3 months - Children	29	839	3.5%	9.9%	11.6%	11.8%
% of FP17s for the same patient ID Re-attending within 3 months - Adults	354	2,919	12.1%	14.7%	15.1%	15.6%
% of FP17s for the same patient ID Re-attending between 3 & 9 months - Children	516	839	61.5%	53.0%	59.9%	58.8%
% of FP17s for the same patient ID Re-attending between 3 & 9 months - Adults	1,770	2,919	60.6%	47.8%	52.0%	51.0%
% of FP17s for Band 1 Urgent Courses	192	2,764	6.9%	7.9%	8.0%	9.0%
% of FP17s Relating to Free Repair or Replacements	16	2,764	0.6%	0.7%	0.8%	0.8%
% of FP17s Relating to Continuations	15	2,764	0.5%	0.8%	0.9%	0.9%
% of Patients satisfied with the dentistry they have received	0	0	N/A	93.3%	93.6%	93.2%
% of Patients satisfied with the time they had to wait for an appointment	0	0	N/A	90.1%	88.6%	88.3%

* This is based on patients treated on this contract for their most recent course of treatment. Figures in italics indicate the base number of FP17s or Patient Questionnaire responses are less than 100. N/A is shown where the base number of responses is less than 10 during the period. % is calculated as Quantity/Base number*100

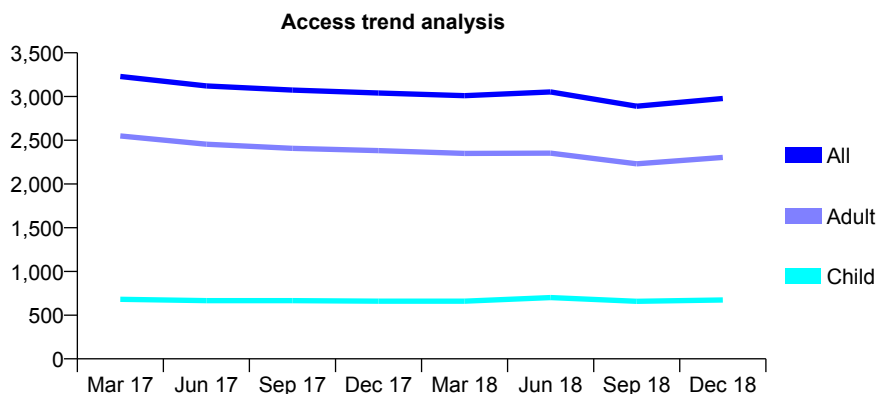
Q54 - Vital Signs At a Glance Contract Report for 251941/0001 - December 2018

Name or company name	MR JS CHUHAN
Contract type name	GDS Contract
Purpose of contract	General
Contract start date	01/04/2006
Contract end date	

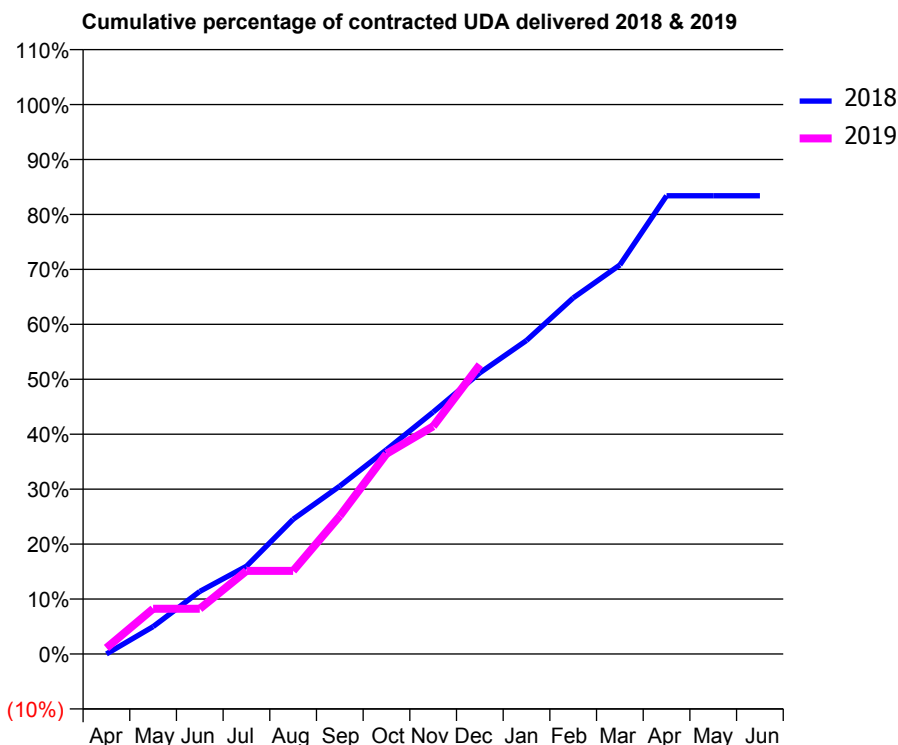
18/19 Contracted general activity (UDA)	12,721
Carry forward general activity (UDA)	0
18/19 Contracted orthodontic activity (UOA)	0
Carry forward orthodontic activity (UOA)	0
Baseline contract value	£351,418.99

ACCESS*

Patients seen in 24 months	Total	Change since previous quarter
Quarter ending December 2017	3,040	
Quarter ending March 2018	3,009	↓
Quarter ending June 2018	3,053	→
Quarter ending September 2018	2,889	↓
Quarter ending December 2018	2,977	↑
Variance since December 2017	(2.1%)	↓



ACTIVITY



Month	Adjusted Scheduled Activity (UDA)	
	2018	2019
April	0	142
May	635	1,047
June	1,450	1,047
July	2,032	1,923
August	3,119	1,923
September	3,888	3,196
October	4,731	4,636
November	5,601	5,272
December	6,508	6,697
January	7,261	
February	8,243	
March	9,005	
April	10,608	
May	10,608	
June	10,608	

QUALITY

	Quantity	Base Number	Contract	AT	Region	England
% of FP17s for the same patient ID Re-attending within 3 months - Children	57	577	9.9%	9.9%	11.6%	11.8%
% of FP17s for the same patient ID Re-attending within 3 months - Adults	436	2,053	21.2%	14.7%	15.1%	15.6%
% of FP17s for the same patient ID Re-attending between 3 & 9 months - Children	136	577	23.6%	53.0%	59.9%	58.8%
% of FP17s for the same patient ID Re-attending between 3 & 9 months - Adults	643	2,053	31.3%	47.8%	52.0%	51.0%
% of FP17s for Band 1 Urgent Courses	318	2,291	13.9%	7.9%	8.0%	9.0%
% of FP17s Relating to Free Repair or Replacements	22	2,291	1.0%	0.7%	0.8%	0.8%
% of FP17s Relating to Continuations	5	2,291	0.2%	0.8%	0.9%	0.9%
% of Patients satisfied with the dentistry they have received	5	6	N/A	93.3%	93.6%	93.2%
% of Patients satisfied with the time they had to wait for an appointment	5	6	N/A	90.1%	88.6%	88.3%

* This is based on patients treated on this contract for their most recent course of treatment. Figures in italics indicate the base number of FP17s or Patient Questionnaire responses are less than 100. N/A is shown where the base number of responses is less than 10 during the period. % is calculated as Quantity/Base number*100

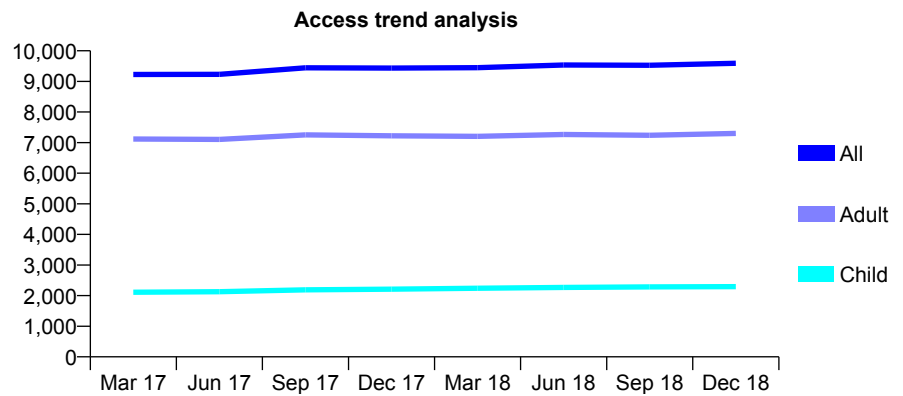
Q54 - Vital Signs At a Glance Contract Report for 253693/0001 - December 2018

Name or company name	MR OS DHILLON
Contract type name	GDS Contract
Purpose of contract	General
Contract start date	01/04/2006
Contract end date	

18/19 Contracted general activity (UDA)	32,861
Carry forward general activity (UDA)	0
18/19 Contracted orthodontic activity (UOA)	0
Carry forward orthodontic activity (UOA)	0
Baseline contract value	£862,549.84

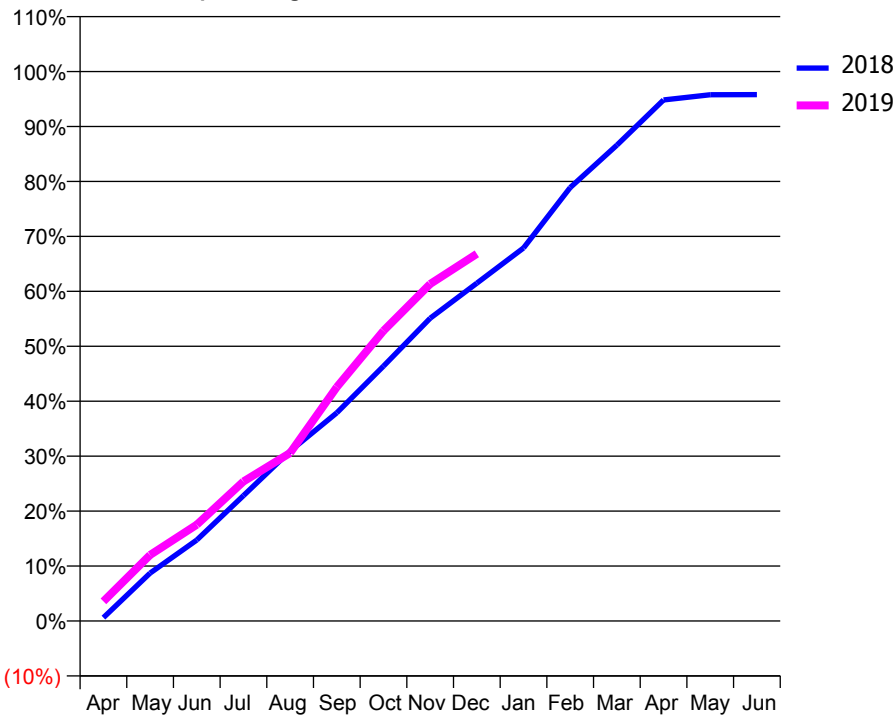
ACCESS*

Patients seen in 24 months	Total	Change since previous quarter
Quarter ending December 2017	9,435	
Quarter ending March 2018	9,449	→
Quarter ending June 2018	9,535	→
Quarter ending September 2018	9,527	→
Quarter ending December 2018	9,591	→
Variance since December 2017	1.7%	→



ACTIVITY

Cumulative percentage of contracted UDA delivered 2018 & 2019



Month	Adjusted Scheduled Activity (UDA)	
	2018	2019
April	204	1,178
May	2,867	3,948
June	4,841	5,764
July	7,501	8,345
August	10,163	10,048
September	12,450	13,993
October	15,247	17,356
November	18,106	20,155
December	20,202	21,957
January	22,306	
February	25,917	
March	28,460	
April	31,162	
May	31,474	
June	31,476	

QUALITY

	Quantity	Base Number	Contract	AT	Region	England
% of FP17s for the same patient ID Re-attending within 3 months - Children	151	2,384	6.3%	9.9%	11.6%	11.8%
% of FP17s for the same patient ID Re-attending within 3 months - Adults	1,291	7,937	16.3%	14.7%	15.1%	15.6%
% of FP17s for the same patient ID Re-attending between 3 & 9 months - Children	1,355	2,384	56.8%	53.0%	59.9%	58.8%
% of FP17s for the same patient ID Re-attending between 3 & 9 months - Adults	4,414	7,937	55.6%	47.8%	52.0%	51.0%
% of FP17s for Band 1 Urgent Courses	639	9,458	6.8%	7.9%	8.0%	9.0%
% of FP17s Relating to Free Repair or Replacements	193	9,458	2.0%	0.7%	0.8%	0.8%
% of FP17s Relating to Continuations	94	9,458	1.0%	0.8%	0.9%	0.9%
% of Patients satisfied with the dentistry they have received	3	3	N/A	93.3%	93.6%	93.2%
% of Patients satisfied with the time they had to wait for an appointment	3	3	N/A	90.1%	88.6%	88.3%

* This is based on patients treated on this contract for their most recent course of treatment. Figures in italics indicate the base number of FP17s or Patient Questionnaire responses are less than 100. N/A is shown where the base number of responses is less than 10 during the period. % is calculated as Quantity/Base number*100

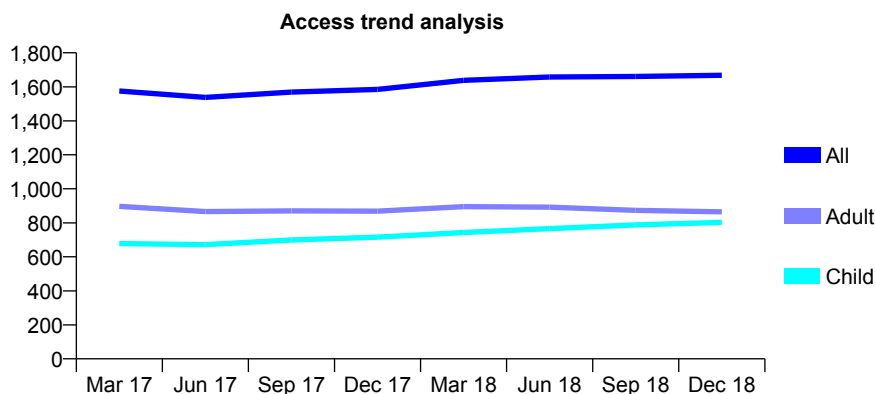
Q54 - Vital Signs At a Glance Contract Report for 257842/0001 - December 2018

Name or company name	MR N JAIN
Contract type name	GDS Contract
Purpose of contract	General
Contract start date	01/08/2014
Contract end date	

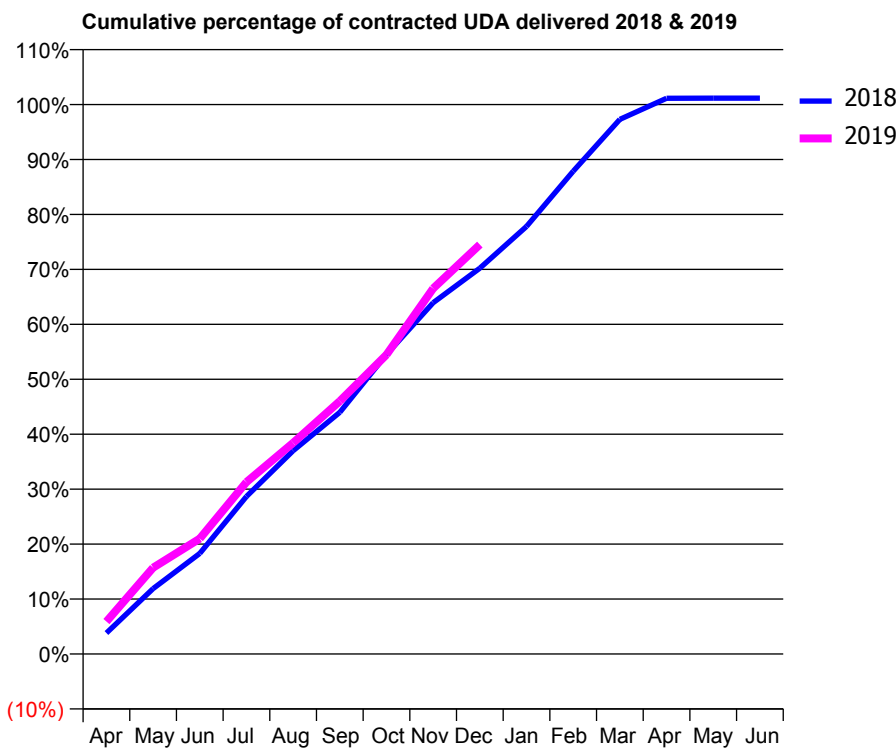
18/19 Contracted general activity (UDA)	4,806
Carry forward general activity (UDA)	-56
18/19 Contracted orthodontic activity (UOA)	0
Carry forward orthodontic activity (UOA)	0
Baseline contract value	£117,867.10

ACCESS*

Patients seen in 24 months	Total	Change since previous quarter
Quarter ending December 2017	1,585	
Quarter ending March 2018	1,638	↑
Quarter ending June 2018	1,658	→
Quarter ending September 2018	1,661	→
Quarter ending December 2018	1,668	→
Variance since December 2017	5.2%	↑



ACTIVITY



Month	Adjusted Scheduled Activity (UDA)	
	2018	2019
April	184	284
May	572	756
June	880	1,010
July	1,378	1,504
August	1,778	1,847
September	2,114	2,211
October	2,621	2,618
November	3,073	3,197
December	3,375	3,582
January	3,740	
February	4,223	
March	4,676	
April	4,861	
May	4,862	
June	4,862	

QUALITY

	Quantity	Base Number	Contract	AT	Region	England
% of FP17s for the same patient ID Re-attending within 3 months - Children	27	900	3.0%	9.9%	11.6%	11.8%
% of FP17s for the same patient ID Re-attending within 3 months - Adults	55	797	6.9%	14.7%	15.1%	15.6%
% of FP17s for the same patient ID Re-attending between 3 & 9 months - Children	529	900	58.8%	53.0%	59.9%	58.8%
% of FP17s for the same patient ID Re-attending between 3 & 9 months - Adults	490	797	61.5%	47.8%	52.0%	51.0%
% of FP17s for Band 1 Urgent Courses	33	1,623	2.0%	7.9%	8.0%	9.0%
% of FP17s Relating to Free Repair or Replacements	5	1,623	0.3%	0.7%	0.8%	0.8%
% of FP17s Relating to Continuations	1	1,623	0.1%	0.8%	0.9%	0.9%
% of Patients satisfied with the dentistry they have received	0	0	N/A	93.3%	93.6%	93.2%
% of Patients satisfied with the time they had to wait for an appointment	0	0	N/A	90.1%	88.6%	88.3%

* This is based on patients treated on this contract for their most recent course of treatment. Figures in italics indicate the base number of FP17s or Patient Questionnaire responses are less than 100. N/A is shown where the base number of responses is less than 10 during the period. % is calculated as Quantity/Base number*100

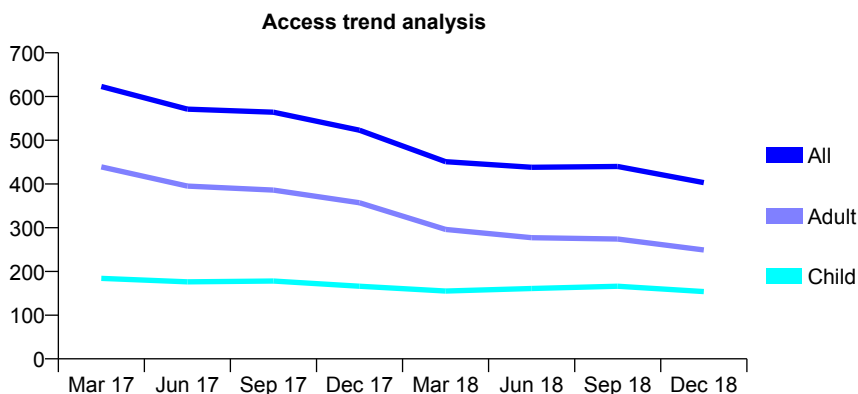
Q54 - Vital Signs At a Glance Contract Report for 258202/0001 - December 2018

Name or company name	MR H SINGH
Contract type name	GDS Contract
Purpose of contract	General
Contract start date	01/08/2009
Contract end date	

18/19 Contracted general activity (UDA)	2,609
Carry forward general activity (UDA)	0
18/19 Contracted orthodontic activity (UOA)	0
Carry forward orthodontic activity (UOA)	0
Baseline contract value	£61,449.84

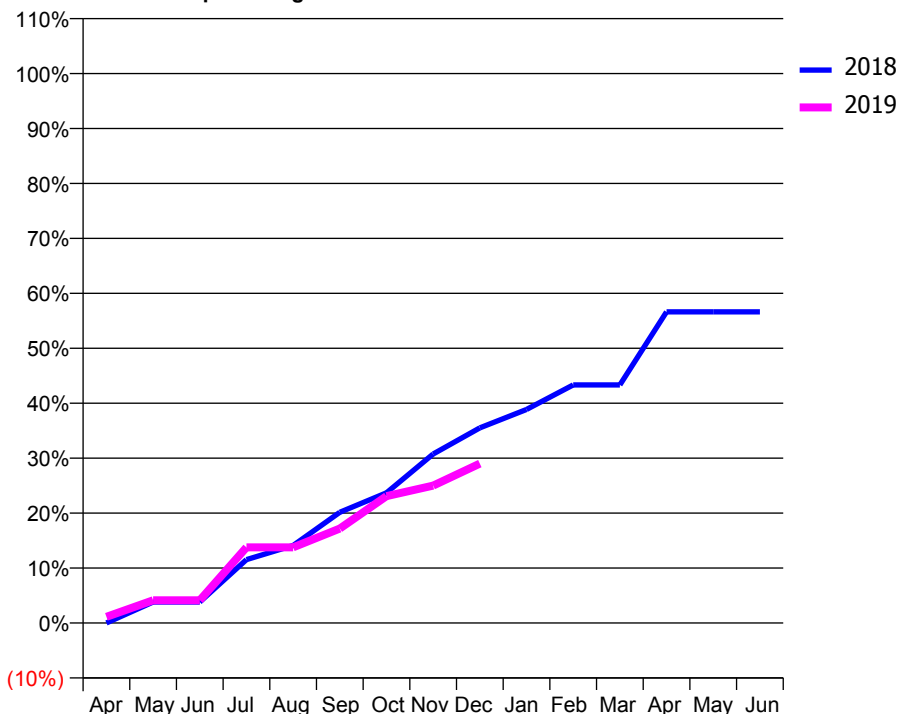
ACCESS*

Patients seen in 24 months	Total	Change since previous quarter
Quarter ending December 2017	523	
Quarter ending March 2018	451	↓
Quarter ending June 2018	438	↓
Quarter ending September 2018	440	→
Quarter ending December 2018	403	↓
Variance since December 2017	(22.9%)	↓



ACTIVITY

Cumulative percentage of contracted UDA delivered 2018 & 2019



Month	Adjusted Scheduled Activity (UDA)	
	2018	2019
April	0	30
May	100	108
June	100	108
July	301	360
August	368	360
September	526	448
October	618	603
November	803	652
December	927	757
January	1,014	
February	1,130	
March	1,130	
April	1,478	
May	1,478	
June	1,478	

QUALITY

	Quantity	Base Number	Contract	AT	Region	England
% of FP17s for the same patient ID Re-attending within 3 months - Children	17	181	9.4%	9.9%	11.6%	11.8%
% of FP17s for the same patient ID Re-attending within 3 months - Adults	40	232	17.2%	14.7%	15.1%	15.6%
% of FP17s for the same patient ID Re-attending between 3 & 9 months - Children	94	181	51.9%	53.0%	59.9%	58.8%
% of FP17s for the same patient ID Re-attending between 3 & 9 months - Adults	108	232	46.6%	47.8%	52.0%	51.0%
% of FP17s for Band 1 Urgent Courses	40	313	12.8%	7.9%	8.0%	9.0%
% of FP17s Relating to Free Repair or Replacements	0	313	0.0%	0.7%	0.8%	0.8%
% of FP17s Relating to Continuations	0	313	0.0%	0.8%	0.9%	0.9%
% of Patients satisfied with the dentistry they have received	0	0	N/A	93.3%	93.6%	93.2%
% of Patients satisfied with the time they had to wait for an appointment	0	0	N/A	90.1%	88.6%	88.3%

* This is based on patients treated on this contract for their most recent course of treatment. Figures in italics indicate the base number of FP17s or Patient Questionnaire responses are less than 100. N/A is shown where the base number of responses is less than 10 during the period. % is calculated as Quantity/Base number*100

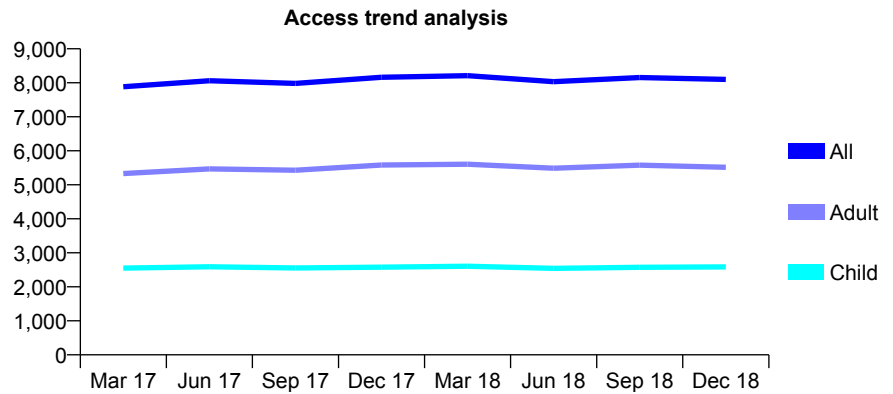
Q54 - Vital Signs At a Glance Contract Report for 258237/0001 - December 2018

Name or company name	MR SH KHAN
Contract type name	GDS Contract
Purpose of contract	General
Contract start date	01/04/2006
Contract end date	

18/19 Contracted general activity (UDA)	21,314
Carry forward general activity (UDA)	495
18/19 Contracted orthodontic activity (UOA)	0
Carry forward orthodontic activity (UOA)	0
Baseline contract value	£544,151.02

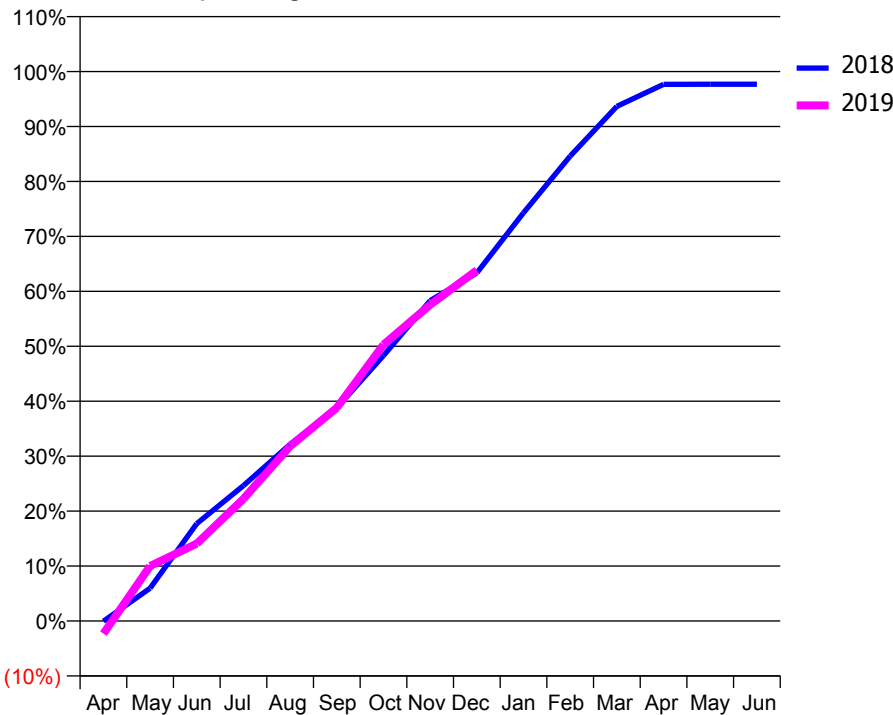
ACCESS*

Patients seen in 24 months	Total	Change since previous quarter
Quarter ending December 2017	8,161	
Quarter ending March 2018	8,208	→
Quarter ending June 2018	8,033	↓
Quarter ending September 2018	8,154	→
Quarter ending December 2018	8,101	→
Variance since December 2017	(0.7%)	→



ACTIVITY

Cumulative percentage of contracted UDA delivered 2018 & 2019



Month	Adjusted Scheduled Activity (UDA)	
	2018	2019
April	-13	-495
May	1,276	2,135
June	3,776	3,005
July	5,251	4,742
August	6,858	6,781
September	8,269	8,274
October	10,297	10,720
November	12,427	12,266
December	13,500	13,608
January	15,834	
February	18,034	
March	19,962	
April	20,815	
May	20,819	
June	20,819	

QUALITY

	Quantity	Base Number	Contract	AT	Region	England
% of FP17s for the same patient ID Re-attending within 3 months - Children	118	2,108	5.6%	9.9%	11.6%	11.8%
% of FP17s for the same patient ID Re-attending within 3 months - Adults	571	4,239	13.5%	14.7%	15.1%	15.6%
% of FP17s for the same patient ID Re-attending between 3 & 9 months - Children	770	2,108	36.5%	53.0%	59.9%	58.8%
% of FP17s for the same patient ID Re-attending between 3 & 9 months - Adults	1,491	4,239	35.2%	47.8%	52.0%	51.0%
% of FP17s for Band 1 Urgent Courses	858	5,964	14.4%	7.9%	8.0%	9.0%
% of FP17s Relating to Free Repair or Replacements	30	5,964	0.5%	0.7%	0.8%	0.8%
% of FP17s Relating to Continuations	34	5,964	0.6%	0.8%	0.9%	0.9%
% of Patients satisfied with the dentistry they have received	2	2	N/A	93.3%	93.6%	93.2%
% of Patients satisfied with the time they had to wait for an appointment	2	2	N/A	90.1%	88.6%	88.3%

* This is based on patients treated on this contract for their most recent course of treatment. Figures in italics indicate the base number of FP17s or Patient Questionnaire responses are less than 100. N/A is shown where the base number of responses is less than 10 during the period. % is calculated as Quantity/Base number*100

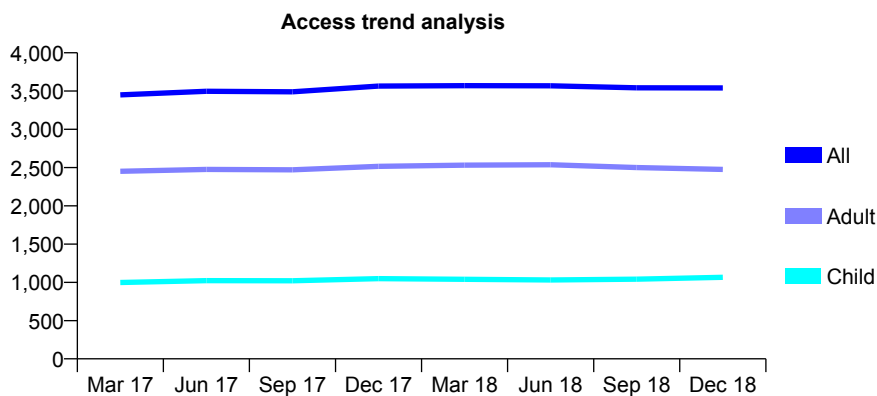
Q54 - Vital Signs At a Glance Contract Report for 258709/0001 - December 2018

Name or company name	MR G DHERI
Contract type name	GDS Contract
Purpose of contract	General
Contract start date	01/04/2006
Contract end date	

18/19 Contracted general activity (UDA)	8,839
Carry forward general activity (UDA)	164
18/19 Contracted orthodontic activity (UOA)	0
Carry forward orthodontic activity (UOA)	0
Baseline contract value	£244,233.94

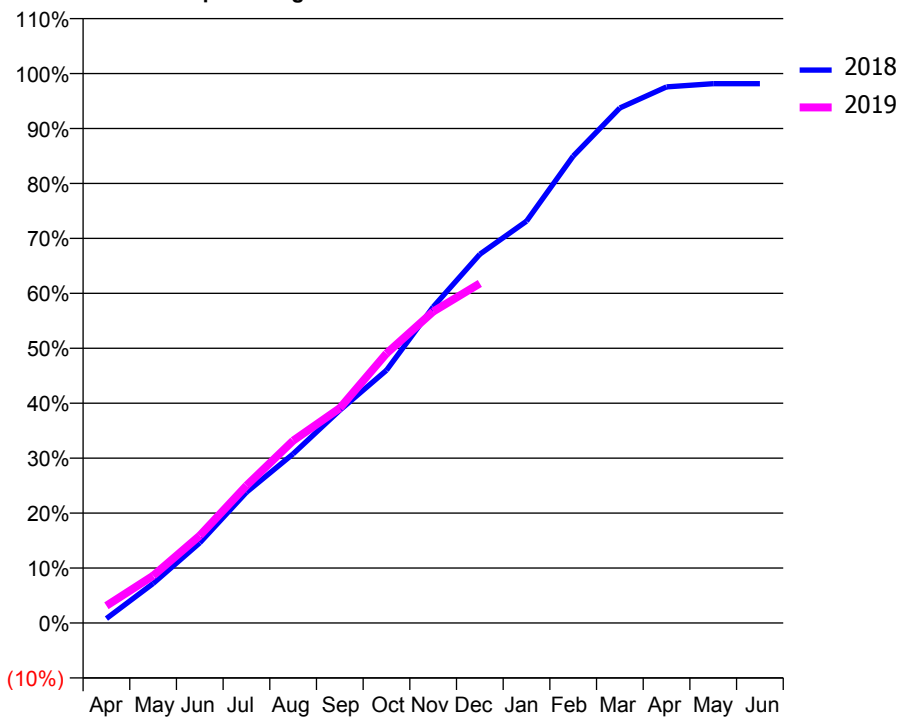
ACCESS*

Patients seen in 24 months	Total	Change since previous quarter
Quarter ending December 2017	3,565	
Quarter ending March 2018	3,570	→
Quarter ending June 2018	3,568	→
Quarter ending September 2018	3,542	→
Quarter ending December 2018	3,541	→
Variance since December 2017	(0.7%)	→



ACTIVITY

Cumulative percentage of contracted UDA delivered 2018 & 2019



Month	Adjusted Scheduled Activity (UDA)	
	2018	2019
April	71	277
May	636	761
June	1,290	1,406
July	2,104	2,211
August	2,722	2,934
September	3,422	3,456
October	4,066	4,336
November	5,085	5,010
December	5,931	5,463
January	6,465	
February	7,511	
March	8,286	
April	8,623	
May	8,675	
June	8,675	

QUALITY

	Quantity	Base Number	Contract	AT	Region	England
% of FP17s for the same patient ID Re-attending within 3 months - Children	64	1,214	5.3%	9.9%	11.6%	11.8%
% of FP17s for the same patient ID Re-attending within 3 months - Adults	296	2,600	11.4%	14.7%	15.1%	15.6%
% of FP17s for the same patient ID Re-attending between 3 & 9 months - Children	810	1,214	66.7%	53.0%	59.9%	58.8%
% of FP17s for the same patient ID Re-attending between 3 & 9 months - Adults	1,597	2,600	61.4%	47.8%	52.0%	51.0%
% of FP17s for Band 1 Urgent Courses	215	3,608	6.0%	7.9%	8.0%	9.0%
% of FP17s Relating to Free Repair or Replacements	12	3,608	0.3%	0.7%	0.8%	0.8%
% of FP17s Relating to Continuations	19	3,608	0.5%	0.8%	0.9%	0.9%
% of Patients satisfied with the dentistry they have received	1	1	N/A	93.3%	93.6%	93.2%
% of Patients satisfied with the time they had to wait for an appointment	1	1	N/A	90.1%	88.6%	88.3%

* This is based on patients treated on this contract for their most recent course of treatment. Figures in italics indicate the base number of FP17s or Patient Questionnaire responses are less than 100. N/A is shown where the base number of responses is less than 10 during the period. % is calculated as Quantity/Base number*100

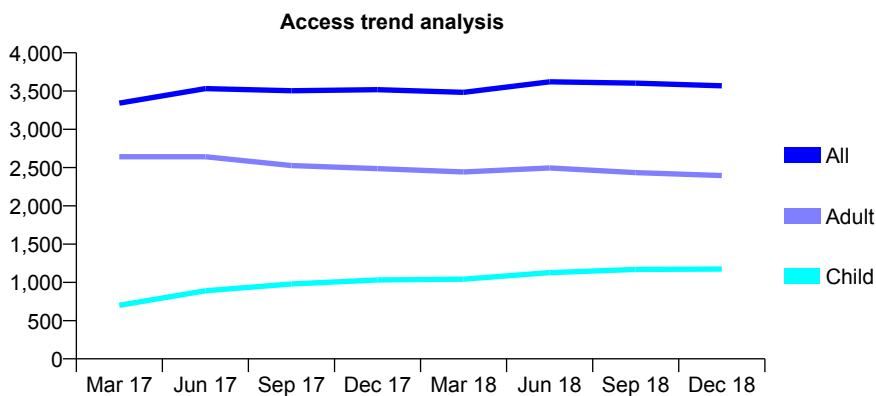
Q54 - Vital Signs At a Glance Contract Report for 264776/0001 - December 2018

Name or company name	MR SB MAHALEKAM
Contract type name	GDS Contract
Purpose of contract	General
Contract start date	01/04/2006
Contract end date	

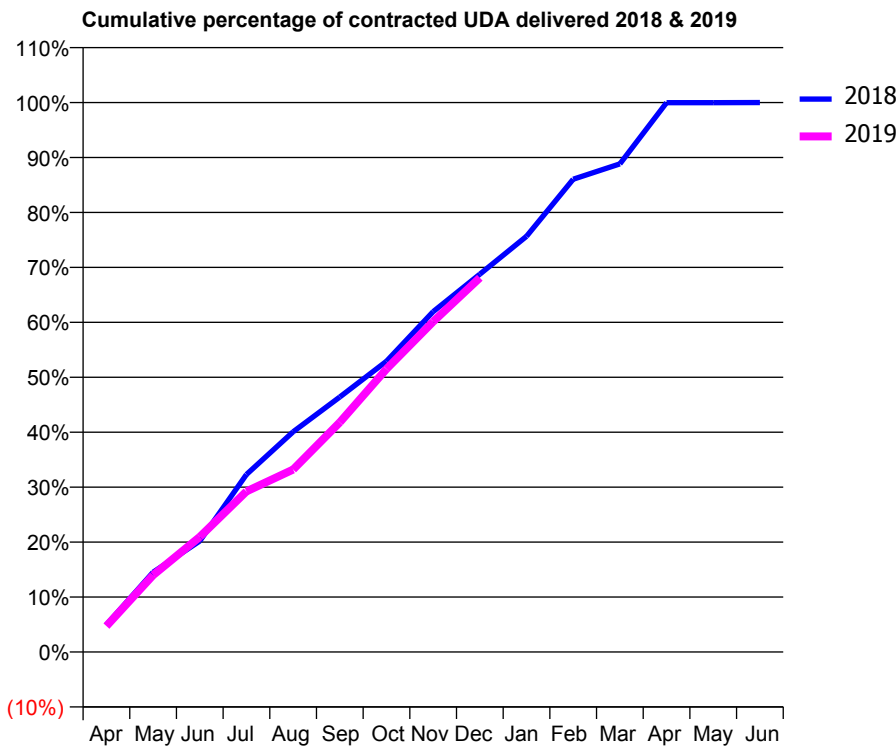
18/19 Contracted general activity (UDA)	10,247
Carry forward general activity (UDA)	1
18/19 Contracted orthodontic activity (UOA)	0
Carry forward orthodontic activity (UOA)	0
Baseline contract value	£374,998.64

ACCESS*

Patients seen in 24 months	Total	Change since previous quarter
Quarter ending December 2017	3,518	
Quarter ending March 2018	3,484	→
Quarter ending June 2018	3,621	↑
Quarter ending September 2018	3,603	→
Quarter ending December 2018	3,569	→
Variance since December 2017	1.4%	→



ACTIVITY



Month	Adjusted Scheduled Activity (UDA)	
	2018	2019
April	508	484
May	1,488	1,434
June	2,070	2,147
July	3,312	2,994
August	4,107	3,404
September	4,755	4,284
October	5,423	5,278
November	6,348	6,161
December	7,047	6,979
January	7,752	
February	8,817	
March	9,103	
April	10,243	
May	10,245	
June	10,246	

QUALITY

	Quantity	Base Number	Contract	AT	Region	England
% of FP17s for the same patient ID Re-attending within 3 months - Children	85	1,098	7.7%	9.9%	11.6%	11.8%
% of FP17s for the same patient ID Re-attending within 3 months - Adults	428	2,167	19.8%	14.7%	15.1%	15.6%
% of FP17s for the same patient ID Re-attending between 3 & 9 months - Children	286	1,098	26.0%	53.0%	59.9%	58.8%
% of FP17s for the same patient ID Re-attending between 3 & 9 months - Adults	579	2,167	26.7%	47.8%	52.0%	51.0%
% of FP17s for Band 1 Urgent Courses	554	2,822	19.6%	7.9%	8.0%	9.0%
% of FP17s Relating to Free Repair or Replacements	1	2,822	0.0%	0.7%	0.8%	0.8%
% of FP17s Relating to Continuations	3	2,822	0.1%	0.8%	0.9%	0.9%
% of Patients satisfied with the dentistry they have received	0	0	N/A	93.3%	93.6%	93.2%
% of Patients satisfied with the time they had to wait for an appointment	0	0	N/A	90.1%	88.6%	88.3%

* This is based on patients treated on this contract for their most recent course of treatment. Figures in italics indicate the base number of FP17s or Patient Questionnaire responses are less than 100. N/A is shown where the base number of responses is less than 10 during the period. % is calculated as Quantity/Base number*100

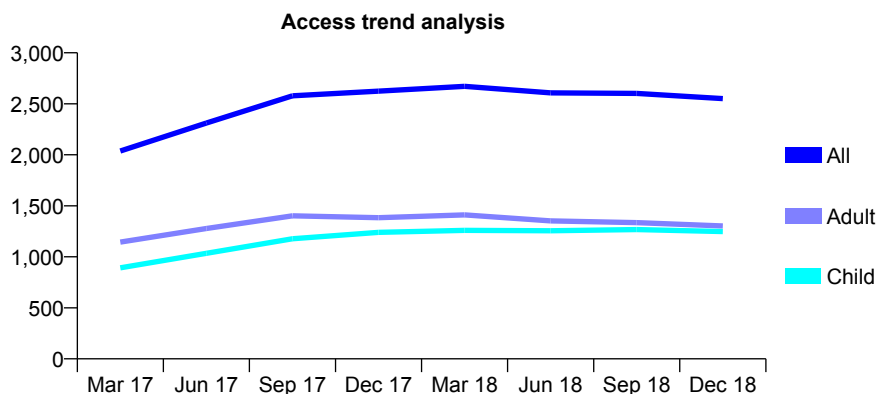
Q54 - Vital Signs At a Glance Contract Report for 266574/0001 - December 2018

Name or company name	MS N KAUR
Contract type name	GDS Contract
Purpose of contract	General
Contract start date	01/10/2015
Contract end date	

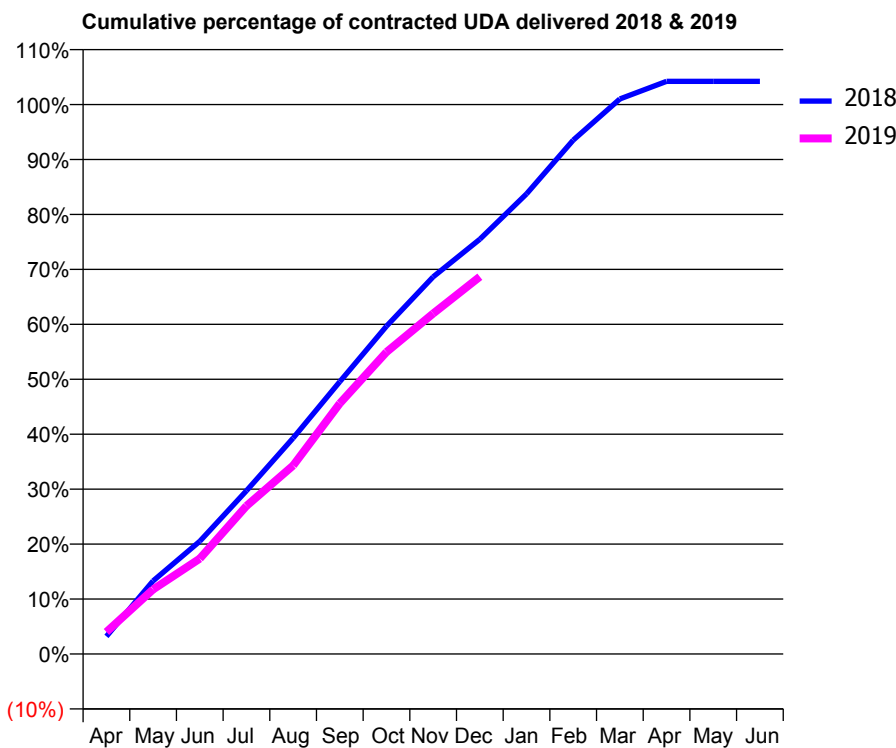
18/19 Contracted general activity (UDA)	5,792
Carry forward general activity (UDA)	-115
18/19 Contracted orthodontic activity (UOA)	0
Carry forward orthodontic activity (UOA)	0
Baseline contract value	£149,761.48

ACCESS*

Patients seen in 24 months	Total	Change since previous quarter
Quarter ending December 2017	2,624	
Quarter ending March 2018	2,671	→
Quarter ending June 2018	2,607	↓
Quarter ending September 2018	2,602	→
Quarter ending December 2018	2,551	↓
Variance since December 2017	(2.8%)	↓



ACTIVITY



Month	Adjusted Scheduled Activity (UDA)	
	2018	2019
April	186	232
May	772	682
June	1,188	1,005
July	1,720	1,561
August	2,276	1,987
September	2,871	2,642
October	3,455	3,183
November	3,976	3,589
December	4,372	3,977
January	4,850	
February	5,416	
March	5,851	
April	6,035	
May	6,035	
June	6,035	

QUALITY

	Quantity	Base Number	Contract	AT	Region	England
% of FP17s for the same patient ID Re-attending within 3 months - Children	46	901	5.1%	9.9%	11.6%	11.8%
% of FP17s for the same patient ID Re-attending within 3 months - Adults	62	824	7.5%	14.7%	15.1%	15.6%
% of FP17s for the same patient ID Re-attending between 3 & 9 months - Children	249	901	27.6%	53.0%	59.9%	58.8%
% of FP17s for the same patient ID Re-attending between 3 & 9 months - Adults	188	824	22.8%	47.8%	52.0%	51.0%
% of FP17s for Band 1 Urgent Courses	127	1,650	7.7%	7.9%	8.0%	9.0%
% of FP17s Relating to Free Repair or Replacements	0	1,650	0.0%	0.7%	0.8%	0.8%
% of FP17s Relating to Continuations	6	1,650	0.4%	0.8%	0.9%	0.9%
% of Patients satisfied with the dentistry they have received	0	0	N/A	93.3%	93.6%	93.2%
% of Patients satisfied with the time they had to wait for an appointment	0	0	N/A	90.1%	88.6%	88.3%

* This is based on patients treated on this contract for their most recent course of treatment. Figures in italics indicate the base number of FP17s or Patient Questionnaire responses are less than 100. N/A is shown where the base number of responses is less than 10 during the period. % is calculated as Quantity/Base number*100

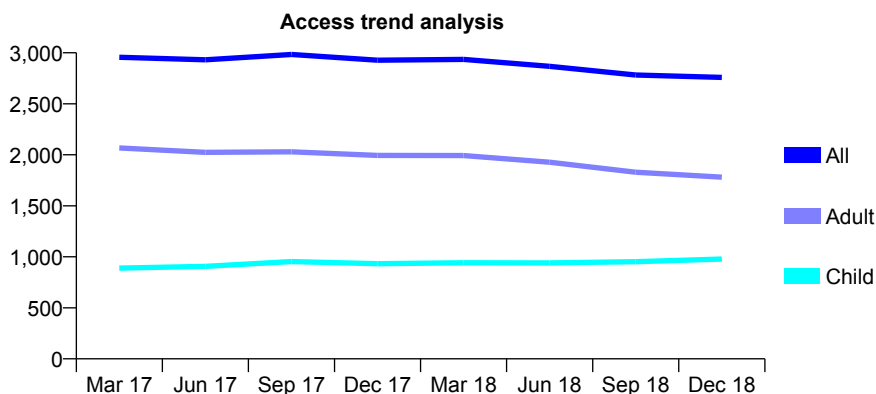
Q54 - Vital Signs At a Glance Contract Report for 273708/0006 - December 2018

Name or company name	MR G MOORE
Contract type name	GDS Contract
Purpose of contract	General
Contract start date	01/04/2010
Contract end date	

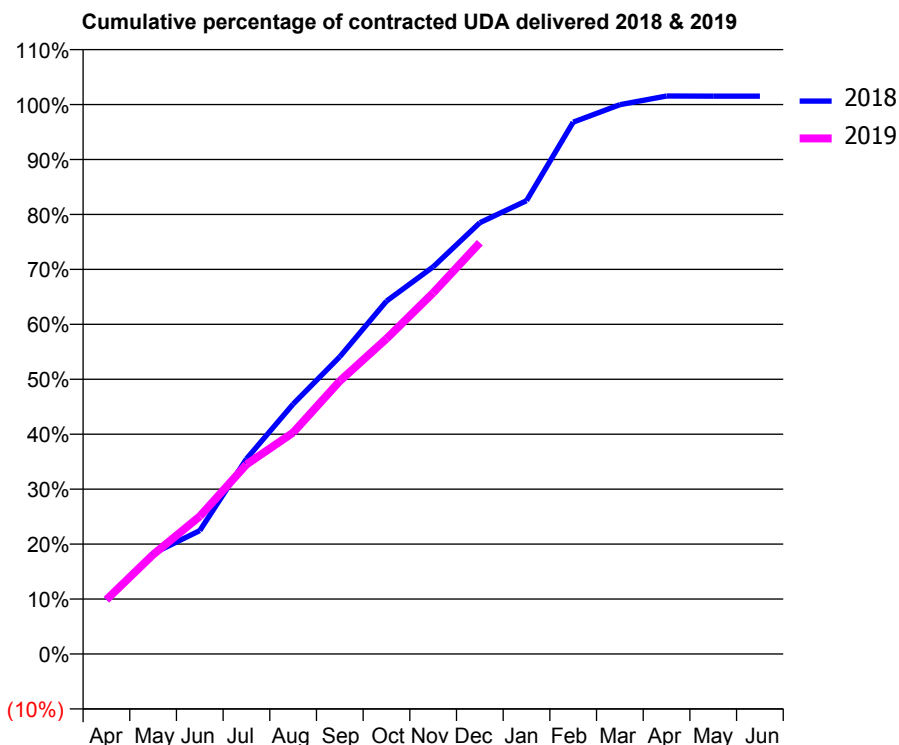
18/19 Contracted general activity (UDA)	7,809
Carry forward general activity (UDA)	-119
18/19 Contracted orthodontic activity (UOA)	0
Carry forward orthodontic activity (UOA)	0
Baseline contract value	£187,613.77

ACCESS*

Patients seen in 24 months	Total	Change since previous quarter
Quarter ending December 2017	2,927	
Quarter ending March 2018	2,935	→
Quarter ending June 2018	2,867	↓
Quarter ending September 2018	2,782	↓
Quarter ending December 2018	2,759	→
Variance since December 2017	(5.7%)	↓



ACTIVITY



Month	Adjusted Scheduled Activity (UDA)	
	2018	2019
April	770	771
May	1,428	1,413
June	1,755	1,956
July	2,774	2,694
August	3,552	3,146
September	4,225	3,880
October	5,015	4,480
November	5,502	5,133
December	6,129	5,845
January	6,442	
February	7,558	
March	7,806	
April	7,929	
May	7,928	
June	7,928	

QUALITY

	Quantity	Base Number	Contract	AT	Region	England
% of FP17s for the same patient ID Re-attending within 3 months - Children	54	1,076	5.0%	9.9%	11.6%	11.8%
% of FP17s for the same patient ID Re-attending within 3 months - Adults	168	1,490	11.3%	14.7%	15.1%	15.6%
% of FP17s for the same patient ID Re-attending between 3 & 9 months - Children	655	1,076	60.9%	53.0%	59.9%	58.8%
% of FP17s for the same patient ID Re-attending between 3 & 9 months - Adults	696	1,490	46.7%	47.8%	52.0%	51.0%
% of FP17s for Band 1 Urgent Courses	185	2,496	7.4%	7.9%	8.0%	9.0%
% of FP17s Relating to Free Repair or Replacements	2	2,496	0.1%	0.7%	0.8%	0.8%
% of FP17s Relating to Continuations	1	2,496	0.0%	0.8%	0.9%	0.9%
% of Patients satisfied with the dentistry they have received	1	1	N/A	93.3%	93.6%	93.2%
% of Patients satisfied with the time they had to wait for an appointment	1	1	N/A	90.1%	88.6%	88.3%

* This is based on patients treated on this contract for their most recent course of treatment. Figures in italics indicate the base number of FP17s or Patient Questionnaire responses are less than 100. N/A is shown where the base number of responses is less than 10 during the period. % is calculated as Quantity/Base number*100

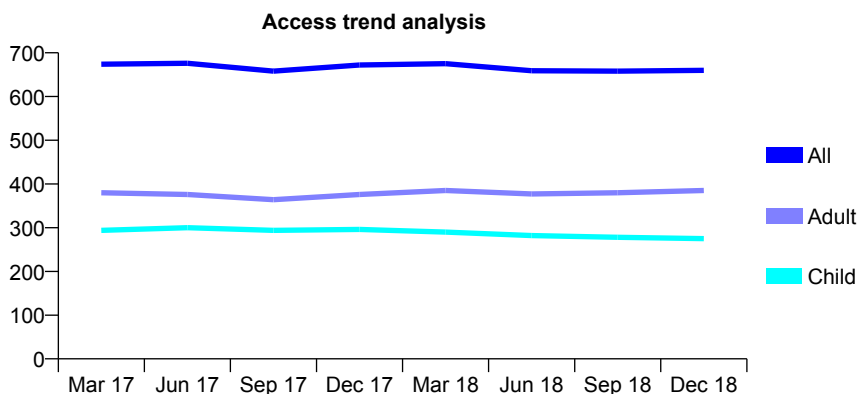
Q54 - Vital Signs At a Glance Contract Report for 273937/0001 - December 2018

Name or company name	MR B GUPTA
Contract type name	GDS Contract
Purpose of contract	General
Contract start date	01/04/2015
Contract end date	

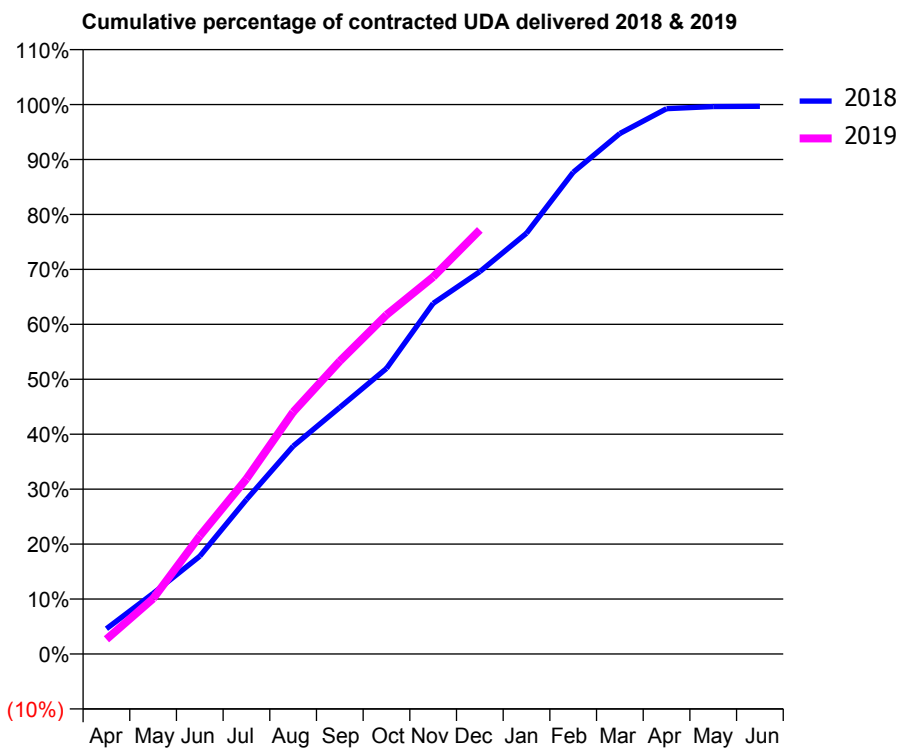
18/19 Contracted general activity (UDA)	2,400
Carry forward general activity (UDA)	8
18/19 Contracted orthodontic activity (UOA)	0
Carry forward orthodontic activity (UOA)	0
Baseline contract value	£61,614.06

ACCESS*

Patients seen in 24 months	Total	Change since previous quarter
Quarter ending December 2017	672	
Quarter ending March 2018	675	→
Quarter ending June 2018	659	↓
Quarter ending September 2018	658	→
Quarter ending December 2018	660	→
Variance since December 2017	(1.8%)	↓



ACTIVITY



Month	Adjusted Scheduled Activity (UDA)	
	2018	2019
April	110	64
May	265	242
June	427	516
July	675	765
August	908	1,057
September	1,077	1,279
October	1,247	1,481
November	1,531	1,647
December	1,670	1,852
January	1,838	
February	2,104	
March	2,274	
April	2,382	
May	2,391	
June	2,392	

QUALITY

	Quantity	Base Number	Contract	AT	Region	England
% of FP17s for the same patient ID Re-attending within 3 months - Children	42	392	10.7%	9.9%	11.6%	11.8%
% of FP17s for the same patient ID Re-attending within 3 months - Adults	95	506	18.8%	14.7%	15.1%	15.6%
% of FP17s for the same patient ID Re-attending between 3 & 9 months - Children	256	392	65.3%	53.0%	59.9%	58.8%
% of FP17s for the same patient ID Re-attending between 3 & 9 months - Adults	301	506	59.5%	47.8%	52.0%	51.0%
% of FP17s for Band 1 Urgent Courses	52	853	6.1%	7.9%	8.0%	9.0%
% of FP17s Relating to Free Repair or Replacements	21	853	2.5%	0.7%	0.8%	0.8%
% of FP17s Relating to Continuations	10	853	1.2%	0.8%	0.9%	0.9%
% of Patients satisfied with the dentistry they have received	1	1	N/A	93.3%	93.6%	93.2%
% of Patients satisfied with the time they had to wait for an appointment	1	1	N/A	90.1%	88.6%	88.3%

* This is based on patients treated on this contract for their most recent course of treatment. Figures in italics indicate the base number of FP17s or Patient Questionnaire responses are less than 100. N/A is shown where the base number of responses is less than 10 during the period. % is calculated as Quantity/Base number*100

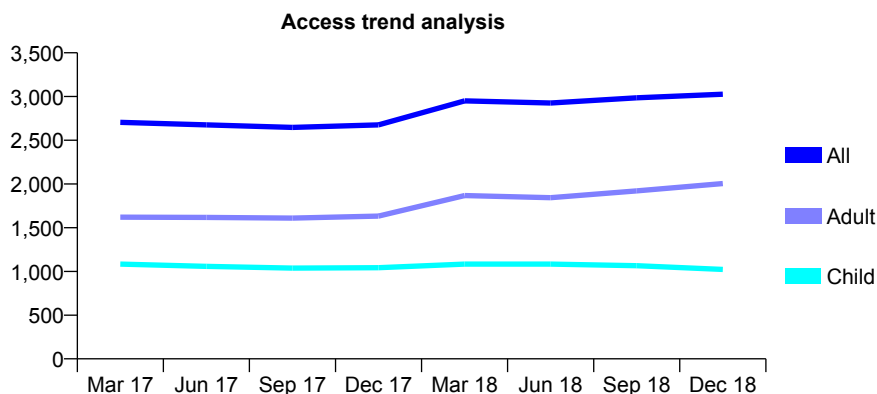
Q54 - Vital Signs At a Glance Contract Report for 274038/0002 - December 2018

Name or company name	MR O PATEL
Contract type name	GDS Contract
Purpose of contract	General
Contract start date	01/04/2009
Contract end date	

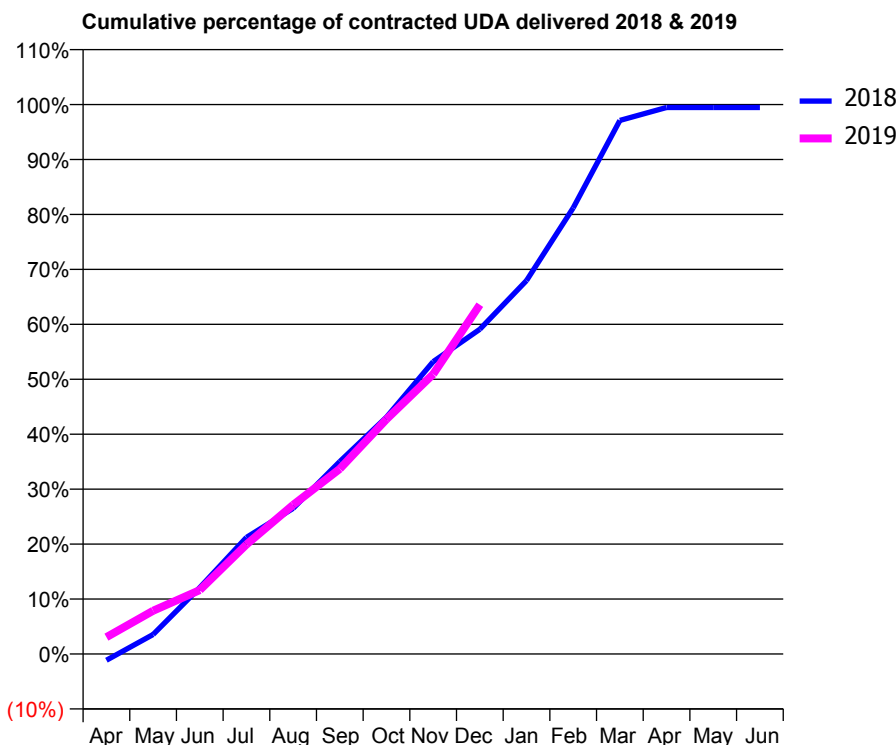
18/19 Contracted general activity (UDA)	9,739
Carry forward general activity (UDA)	53
18/19 Contracted orthodontic activity (UOA)	0
Carry forward orthodontic activity (UOA)	0
Baseline contract value	£240,256.26

ACCESS*

Patients seen in 24 months	Total	Change since previous quarter
Quarter ending December 2017	2,676	
Quarter ending March 2018	2,950	↑
Quarter ending June 2018	2,926	→
Quarter ending September 2018	2,986	↑
Quarter ending December 2018	3,026	→
Variance since December 2017	13.1%	↑



ACTIVITY



Month	Adjusted Scheduled Activity (UDA)	
	2018	2019
April	-112	299
May	346	768
June	1,178	1,133
July	2,066	1,942
August	2,582	2,643
September	3,413	3,281
October	4,198	4,160
November	5,181	4,961
December	5,757	6,190
January	6,617	
February	7,906	
March	9,458	
April	9,685	
May	9,685	
June	9,685	

QUALITY

	Quantity	Base Number	Contract	AT	Region	England
% of FP17s for the same patient ID Re-attending within 3 months - Children	154	1,010	15.2%	9.9%	11.6%	11.8%
% of FP17s for the same patient ID Re-attending within 3 months - Adults	403	1,780	22.6%	14.7%	15.1%	15.6%
% of FP17s for the same patient ID Re-attending between 3 & 9 months - Children	463	1,010	45.8%	53.0%	59.9%	58.8%
% of FP17s for the same patient ID Re-attending between 3 & 9 months - Adults	629	1,780	35.3%	47.8%	52.0%	51.0%
% of FP17s for Band 1 Urgent Courses	412	2,347	17.6%	7.9%	8.0%	9.0%
% of FP17s Relating to Free Repair or Replacements	4	2,347	0.2%	0.7%	0.8%	0.8%
% of FP17s Relating to Continuations	1	2,347	0.0%	0.8%	0.9%	0.9%
% of Patients satisfied with the dentistry they have received	1	1	N/A	93.3%	93.6%	93.2%
% of Patients satisfied with the time they had to wait for an appointment	0	1	N/A	90.1%	88.6%	88.3%

* This is based on patients treated on this contract for their most recent course of treatment. Figures in italics indicate the base number of FP17s or Patient Questionnaire responses are less than 100. N/A is shown where the base number of responses is less than 10 during the period. % is calculated as Quantity/Base number*100

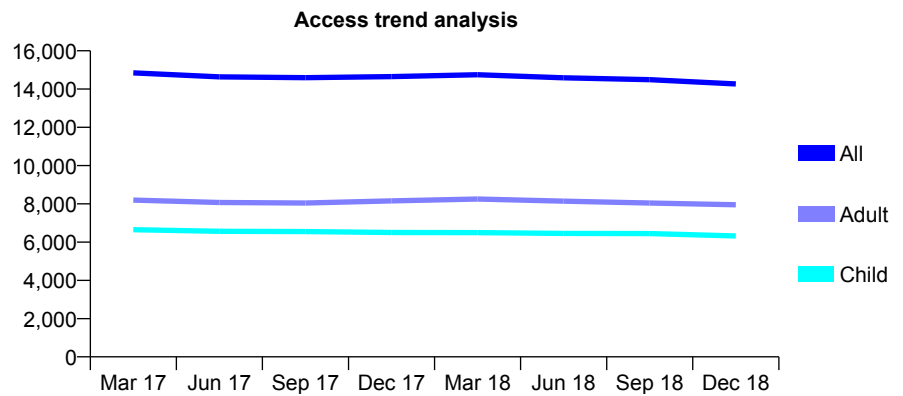
Q54 - Vital Signs At a Glance Contract Report for 275441/0001 - December 2018

Name or company name	MS P ALIPOUR
Contract type name	GDS Contract
Purpose of contract	General
Contract start date	01/04/2009
Contract end date	

18/19 Contracted general activity (UDA)	44,400
Carry forward general activity (UDA)	934
18/19 Contracted orthodontic activity (UOA)	0
Carry forward orthodontic activity (UOA)	0
Baseline contract value	£1,121,173.14

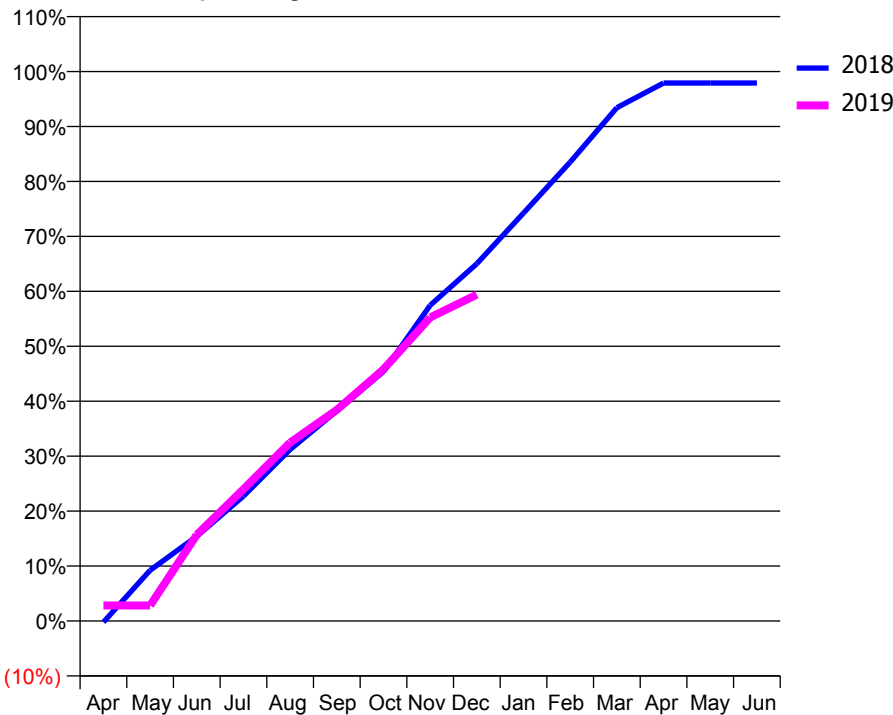
ACCESS*

Patients seen in 24 months	Total	Change since previous quarter
Quarter ending December 2017	14,650	
Quarter ending March 2018	14,746	→
Quarter ending June 2018	14,585	↓
Quarter ending September 2018	14,489	→
Quarter ending December 2018	14,270	↓
Variance since December 2017	(2.6%)	↓



ACTIVITY

Cumulative percentage of contracted UDA delivered 2018 & 2019



Month	Adjusted Scheduled Activity (UDA)	
	2018	2019
April	-102	1,254
May	4,100	1,254
June	6,852	6,962
July	10,086	10,650
August	13,863	14,427
September	16,976	17,062
October	20,149	20,340
November	25,508	24,529
December	28,874	26,371
January	32,969	
February	37,085	
March	41,478	
April	43,465	
May	43,465	
June	43,466	

QUALITY

	Quantity	Base Number	Contract	AT	Region	England
% of FP17s for the same patient ID Re-attending within 3 months - Children	162	7,252	2.2%	9.9%	11.6%	11.8%
% of FP17s for the same patient ID Re-attending within 3 months - Adults	272	5,726	4.8%	14.7%	15.1%	15.6%
% of FP17s for the same patient ID Re-attending between 3 & 9 months - Children	4,883	7,252	67.3%	53.0%	59.9%	58.8%
% of FP17s for the same patient ID Re-attending between 3 & 9 months - Adults	2,794	5,726	48.8%	47.8%	52.0%	51.0%
% of FP17s for Band 1 Urgent Courses	398	12,114	3.3%	7.9%	8.0%	9.0%
% of FP17s Relating to Free Repair or Replacements	11	12,114	0.1%	0.7%	0.8%	0.8%
% of FP17s Relating to Continuations	15	12,114	0.1%	0.8%	0.9%	0.9%
% of Patients satisfied with the dentistry they have received	5	6	N/A	93.3%	93.6%	93.2%
% of Patients satisfied with the time they had to wait for an appointment	5	6	N/A	90.1%	88.6%	88.3%

* This is based on patients treated on this contract for their most recent course of treatment. Figures in italics indicate the base number of FP17s or Patient Questionnaire responses are less than 100. N/A is shown where the base number of responses is less than 10 during the period. % is calculated as Quantity/Base number*100

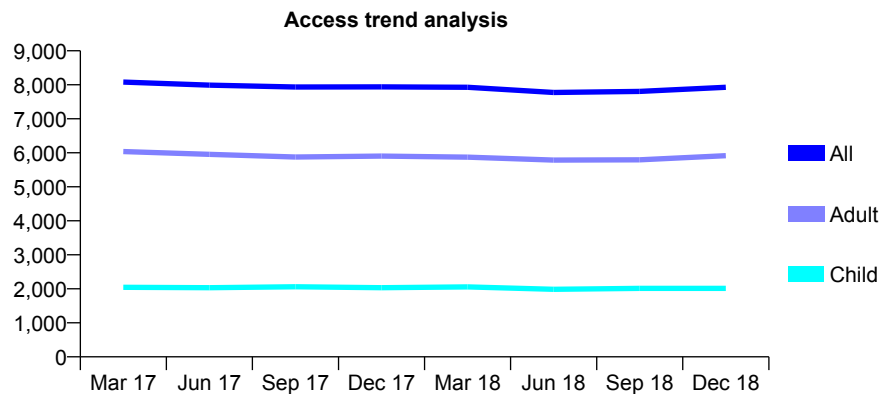
Q54 - Vital Signs At a Glance Contract Report for 300012/0003 - December 2018

Name or company name	MR EE THOMPSON
Contract type name	GDS Contract
Purpose of contract	General and Orthodontic
Contract start date	20/09/2010
Contract end date	

18/19 Contracted general activity (UDA)	24,718
Carry forward general activity (UDA)	0
18/19 Contracted orthodontic activity (UOA)	2,142
Carry forward orthodontic activity (UOA)	-20
Baseline contract value	£804,429.21

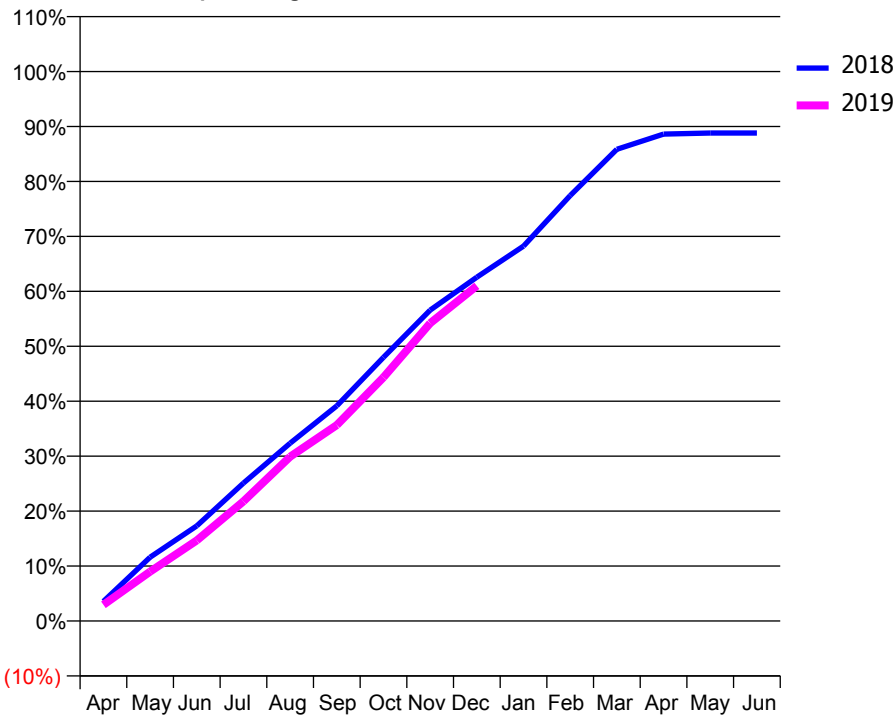
ACCESS*

Patients seen in 24 months	Total	Change since previous quarter
Quarter ending December 2017	7,939	
Quarter ending March 2018	7,926	→
Quarter ending June 2018	7,773	↓
Quarter ending September 2018	7,806	→
Quarter ending December 2018	7,929	→
Variance since December 2017	(0.1%)	→



ACTIVITY

Cumulative percentage of contracted UDA delivered 2018 & 2019



Adjusted Scheduled Activity (UDA)		
Month	2018	2019
April	884	728
May	2,869	2,221
June	4,279	3,624
July	6,207	5,384
August	7,997	7,395
September	9,679	8,813
October	11,861	10,961
November	13,987	13,395
December	15,467	15,079
January	16,863	
February	19,140	
March	21,217	
April	21,904	
May	21,949	
June	21,949	

QUALITY

	Quantity	Base Number	Contract	AT	Region	England
% of FP17s for the same patient ID Re-attending within 3 months - Children	124	1,890	6.6%	9.9%	11.6%	11.8%
% of FP17s for the same patient ID Re-attending within 3 months - Adults	690	4,960	13.9%	14.7%	15.1%	15.6%
% of FP17s for the same patient ID Re-attending between 3 & 9 months - Children	790	1,890	41.8%	53.0%	59.9%	58.8%
% of FP17s for the same patient ID Re-attending between 3 & 9 months - Adults	1,782	4,960	35.9%	47.8%	52.0%	51.0%
% of FP17s for Band 1 Urgent Courses	589	6,314	9.3%	7.9%	8.0%	9.0%
% of FP17s Relating to Free Repair or Replacements	32	6,314	0.5%	0.7%	0.8%	0.8%
% of FP17s Relating to Continuations	67	6,314	1.1%	0.8%	0.9%	0.9%
% of Patients satisfied with the dentistry they have received	4	4	N/A	93.3%	93.6%	93.2%
% of Patients satisfied with the time they had to wait for an appointment	4	4	N/A	90.1%	88.6%	88.3%

* This is based on patients treated on this contract for their most recent course of treatment. Figures in italics indicate the base number of FP17s or Patient Questionnaire responses are less than 100. N/A is shown where the base number of responses is less than 10 during the period. % is calculated as Quantity/Base number*100

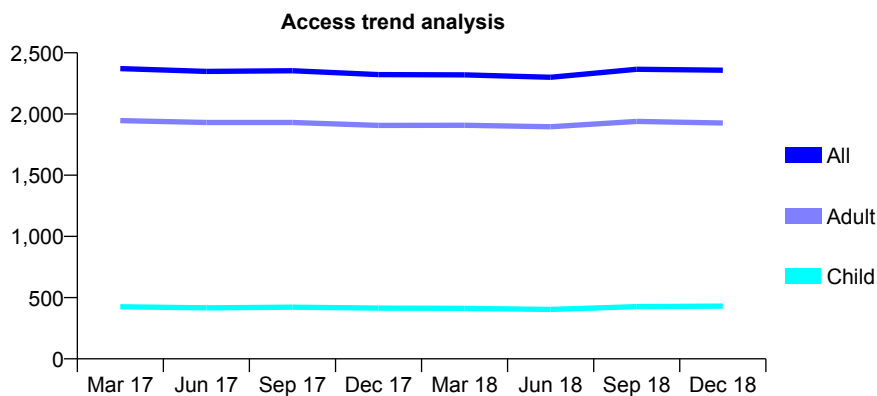
Q54 - Vital Signs At a Glance Contract Report for 301574/0003 - December 2018

Name or company name	The Greens Dental Surgery
Contract type name	GDS Contract
Purpose of contract	General
Contract start date	01/04/2013
Contract end date	

18/19 Contracted general activity (UDA)	7,304
Carry forward general activity (UDA)	-66
18/19 Contracted orthodontic activity (UOA)	0
Carry forward orthodontic activity (UOA)	0
Baseline contract value	£182,513.04

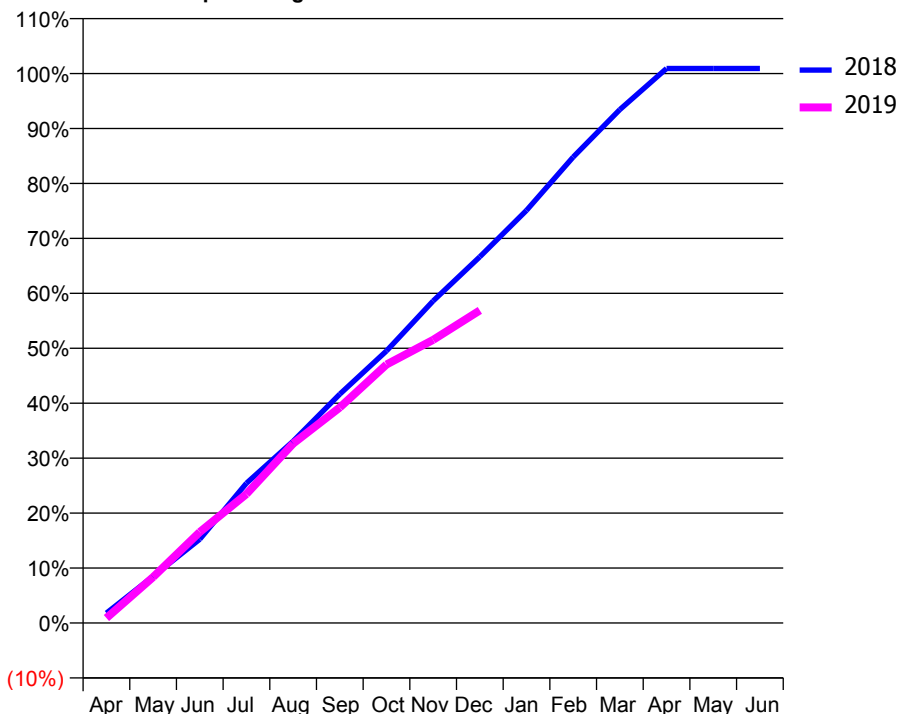
ACCESS*

Patients seen in 24 months	Total	Change since previous quarter
Quarter ending December 2017	2,322	
Quarter ending March 2018	2,320	→
Quarter ending June 2018	2,300	→
Quarter ending September 2018	2,366	↑
Quarter ending December 2018	2,358	→
Variance since December 2017	1.6%	→



ACTIVITY

Cumulative percentage of contracted UDA delivered 2018 & 2019



Month	Adjusted Scheduled Activity (UDA)	
	2018	2019
April	133	66
May	622	610
June	1,114	1,210
July	1,859	1,715
August	2,417	2,386
September	3,043	2,866
October	3,617	3,436
November	4,282	3,764
December	4,868	4,156
January	5,485	
February	6,194	
March	6,826	
April	7,371	
May	7,371	
June	7,371	

QUALITY

	Quantity	Base Number	Contract	AT	Region	England
% of FP17s for the same patient ID Re-attending within 3 months - Children	35	439	8.0%	9.9%	11.6%	11.8%
% of FP17s for the same patient ID Re-attending within 3 months - Adults	252	1,782	14.1%	14.7%	15.1%	15.6%
% of FP17s for the same patient ID Re-attending between 3 & 9 months - Children	275	439	62.6%	53.0%	59.9%	58.8%
% of FP17s for the same patient ID Re-attending between 3 & 9 months - Adults	1,044	1,782	58.6%	47.8%	52.0%	51.0%
% of FP17s for Band 1 Urgent Courses	63	1,938	3.3%	7.9%	8.0%	9.0%
% of FP17s Relating to Free Repair or Replacements	33	1,938	1.7%	0.7%	0.8%	0.8%
% of FP17s Relating to Continuations	36	1,938	1.9%	0.8%	0.9%	0.9%
% of Patients satisfied with the dentistry they have received	2	2	N/A	93.3%	93.6%	93.2%
% of Patients satisfied with the time they had to wait for an appointment	2	2	N/A	90.1%	88.6%	88.3%

* This is based on patients treated on this contract for their most recent course of treatment. Figures in italics indicate the base number of FP17s or Patient Questionnaire responses are less than 100. N/A is shown where the base number of responses is less than 10 during the period. % is calculated as Quantity/Base number*100

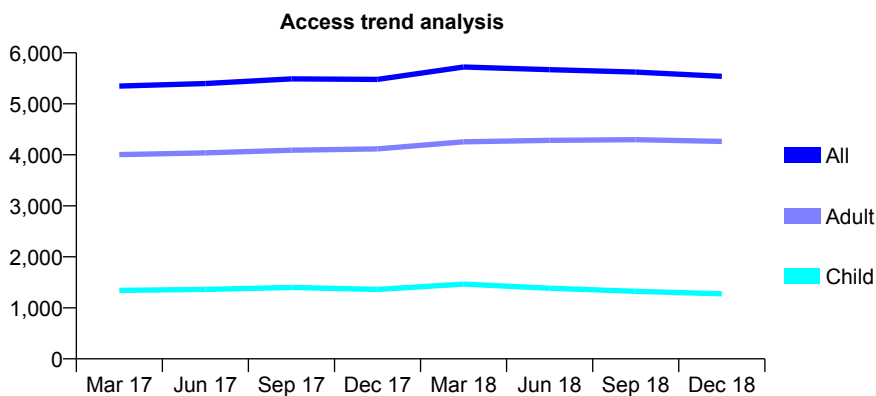
Q54 - Vital Signs At a Glance Contract Report for 303089/0001 - December 2018

Name or company name	Mr A Singh Jutla
Contract type name	GDS Contract
Purpose of contract	General and Orthodontic
Contract start date	01/04/2006
Contract end date	

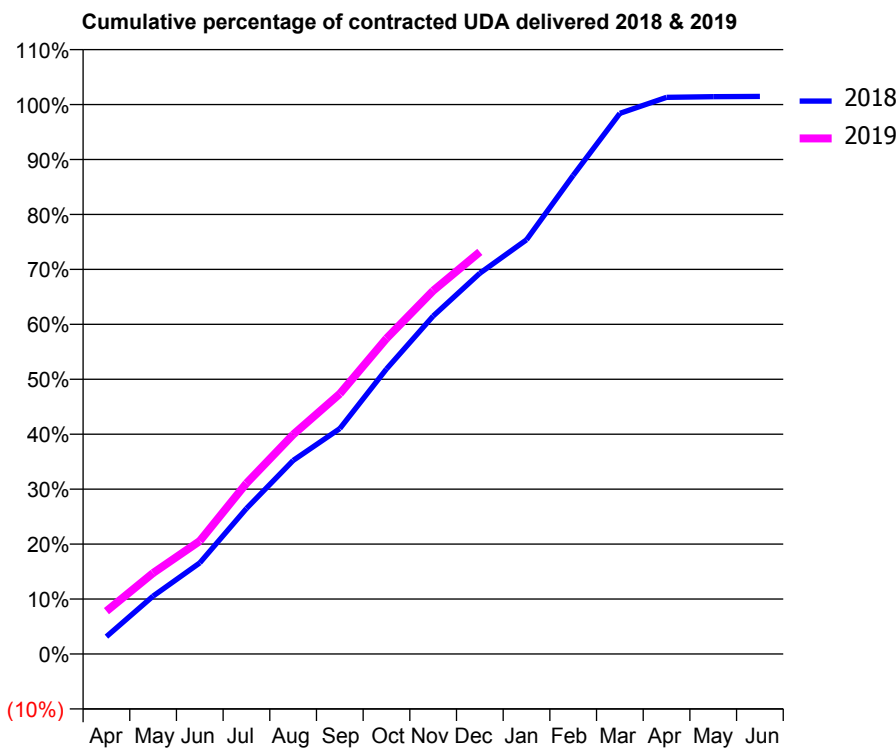
18/19 Contracted general activity (UDA)	14,412
Carry forward general activity (UDA)	-211
18/19 Contracted orthodontic activity (UOA)	273
Carry forward orthodontic activity (UOA)	0
Baseline contract value	£367,671.55

ACCESS*

Patients seen in 24 months	Total	Change since previous quarter
Quarter ending December 2017	5,479	
Quarter ending March 2018	5,721	↑
Quarter ending June 2018	5,668	→
Quarter ending September 2018	5,621	→
Quarter ending December 2018	5,538	↓
Variance since December 2017	1.1%	→



ACTIVITY



Month	Adjusted Scheduled Activity (UDA)	
	2018	2019
April	457	1,126
May	1,520	2,126
June	2,391	2,965
July	3,817	4,479
August	5,076	5,754
September	5,914	6,826
October	7,476	8,275
November	8,863	9,529
December	9,988	10,548
January	10,864	
February	12,555	
March	14,181	
April	14,600	
May	14,616	
June	14,623	

QUALITY

	Quantity	Base Number	Contract	AT	Region	England
% of FP17s for the same patient ID Re-attending within 3 months - Children	63	1,121	5.6%	9.9%	11.6%	11.8%
% of FP17s for the same patient ID Re-attending within 3 months - Adults	411	3,360	12.2%	14.7%	15.1%	15.6%
% of FP17s for the same patient ID Re-attending between 3 & 9 months - Children	482	1,121	43.0%	53.0%	59.9%	58.8%
% of FP17s for the same patient ID Re-attending between 3 & 9 months - Adults	1,406	3,360	41.8%	47.8%	52.0%	51.0%
% of FP17s for Band 1 Urgent Courses	236	4,283	5.5%	7.9%	8.0%	9.0%
% of FP17s Relating to Free Repair or Replacements	19	4,283	0.4%	0.7%	0.8%	0.8%
% of FP17s Relating to Continuations	47	4,283	1.1%	0.8%	0.9%	0.9%
% of Patients satisfied with the dentistry they have received	1	1	N/A	93.3%	93.6%	93.2%
% of Patients satisfied with the time they had to wait for an appointment	1	1	N/A	90.1%	88.6%	88.3%

* This is based on patients treated on this contract for their most recent course of treatment. Figures in italics indicate the base number of FP17s or Patient Questionnaire responses are less than 100. N/A is shown where the base number of responses is less than 10 during the period. % is calculated as Quantity/Base number*100

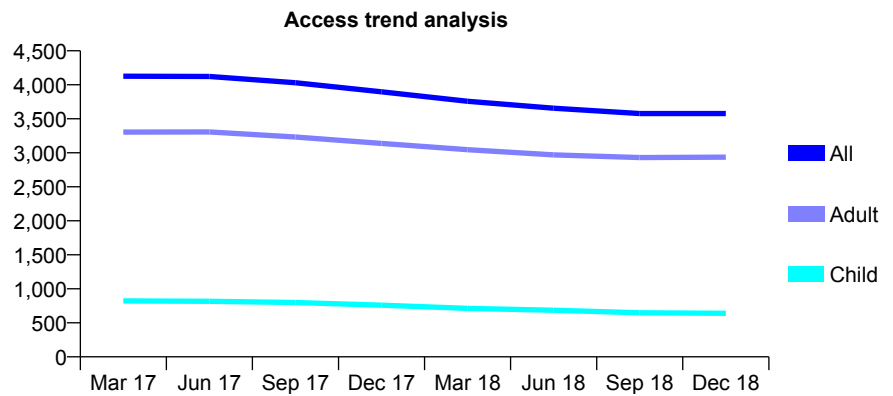
Q54 - Vital Signs At a Glance Contract Report for 324329/0001 - December 2018

Name or company name	Dovedale Dental Practice
Contract type name	GDS Contract
Purpose of contract	General
Contract start date	01/04/2006
Contract end date	

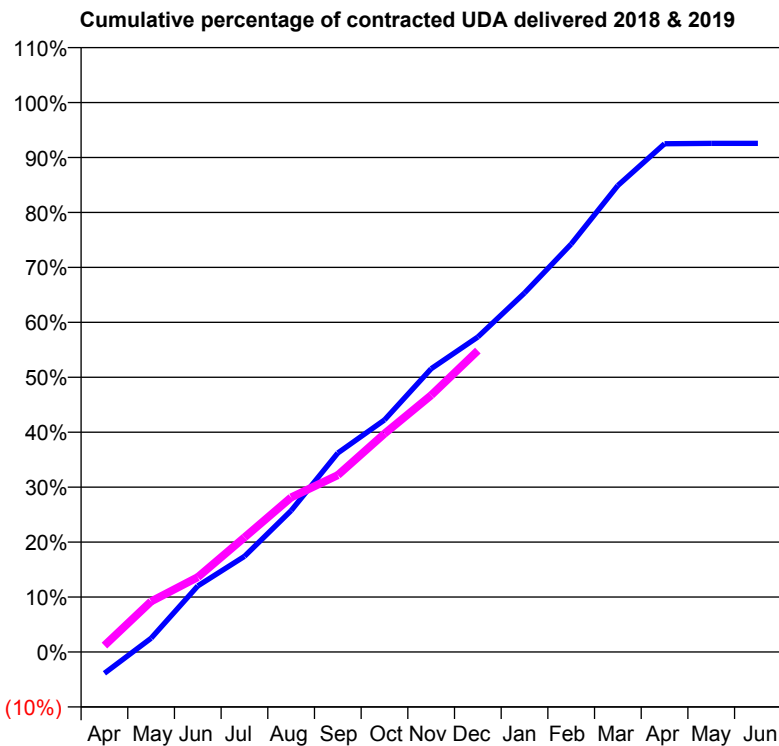
18/19 Contracted general activity (UDA)	14,603
Carry forward general activity (UDA)	0
18/19 Contracted orthodontic activity (UOA)	0
Carry forward orthodontic activity (UOA)	0
Baseline contract value	£313,114.56

ACCESS*

Patients seen in 24 months	Total	Change since previous quarter
Quarter ending December 2017	3,898	
Quarter ending March 2018	3,758	↓
Quarter ending June 2018	3,656	↓
Quarter ending September 2018	3,578	↓
Quarter ending December 2018	3,577	→
Variance since December 2017	(8.2%)	↓



ACTIVITY



Month	Adjusted Scheduled Activity (UDA)	
	2018	2019
April	-569	173
May	366	1,345
June	1,755	1,989
July	2,541	3,045
August	3,758	4,108
September	5,289	4,702
October	6,168	5,802
November	7,530	6,824
December	8,372	8,009
January	9,542	
February	10,842	
March	12,399	
April	13,508	
May	13,518	
June	13,518	

QUALITY

	Quantity	Base Number	Contract	AT	Region	England
% of FP17s for the same patient ID Re-attending within 3 months - Children	18	705	2.6%	9.9%	11.6%	11.8%
% of FP17s for the same patient ID Re-attending within 3 months - Adults	271	3,413	7.9%	14.7%	15.1%	15.6%
% of FP17s for the same patient ID Re-attending between 3 & 9 months - Children	517	705	73.3%	53.0%	59.9%	58.8%
% of FP17s for the same patient ID Re-attending between 3 & 9 months - Adults	2,416	3,413	70.8%	47.8%	52.0%	51.0%
% of FP17s for Band 1 Urgent Courses	61	3,680	1.7%	7.9%	8.0%	9.0%
% of FP17s Relating to Free Repair or Replacements	3	3,680	0.1%	0.7%	0.8%	0.8%
% of FP17s Relating to Continuations	0	3,680	0.0%	0.8%	0.9%	0.9%
% of Patients satisfied with the dentistry they have received	2	2	N/A	93.3%	93.6%	93.2%
% of Patients satisfied with the time they had to wait for an appointment	2	2	N/A	90.1%	88.6%	88.3%

* This is based on patients treated on this contract for their most recent course of treatment. Figures in italics indicate the base number of FP17s or Patient Questionnaire responses are less than 100. N/A is shown where the base number of responses is less than 10 during the period. % is calculated as Quantity/Base number*100

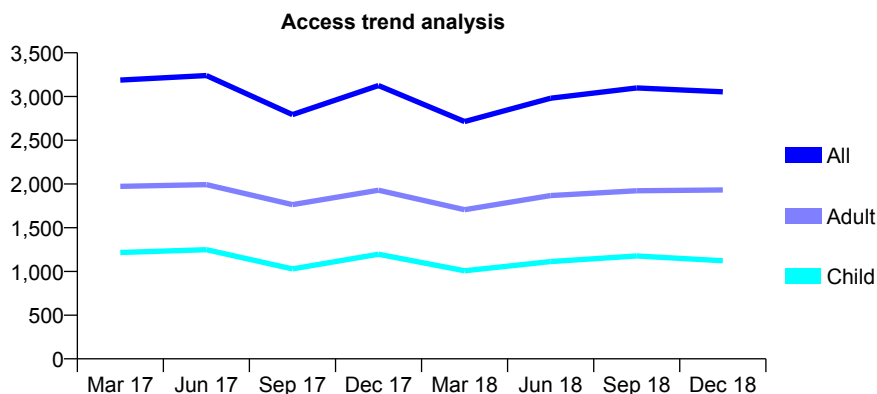
Q54 - Vital Signs At a Glance Contract Report for 325708/0002 - December 2018

Name or company name	Balbir S Bhandal, Amrik S Bhandal & Baljit
Contract type name	GDS Contract
Purpose of contract	General and Orthodontic
Contract start date	01/04/2006
Contract end date	

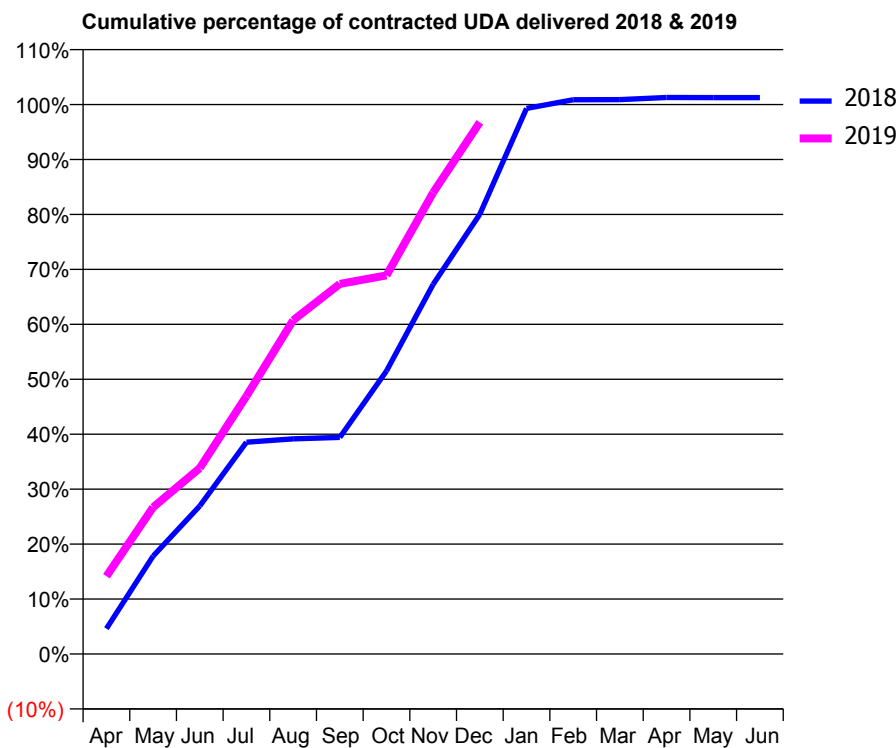
18/19 Contracted general activity (UDA)	8,791
Carry forward general activity (UDA)	-111
18/19 Contracted orthodontic activity (UOA)	2,964
Carry forward orthodontic activity (UOA)	52
Baseline contract value	£424,541.25

ACCESS*

Patients seen in 24 months	Total	Change since previous quarter
Quarter ending December 2017	3,125	
Quarter ending March 2018	2,714	↓
Quarter ending June 2018	2,980	↑
Quarter ending September 2018	3,098	↑
Quarter ending December 2018	3,054	↓
Variance since December 2017	(2.3%)	↓



ACTIVITY



Month	Adjusted Scheduled Activity (UDA)	
	2018	2019
April	407	1,245
May	1,567	2,348
June	2,368	2,976
July	3,389	4,127
August	3,442	5,338
September	3,465	5,921
October	4,529	6,057
November	5,914	7,381
December	7,036	8,507
January	8,728	
February	8,867	
March	8,869	
April	8,904	
May	8,902	
June	8,902	

QUALITY

	Quantity	Base Number	Contract	AT	Region	England
% of FP17s for the same patient ID Re-attending within 3 months - Children	101	1,414	7.1%	9.9%	11.6%	11.8%
% of FP17s for the same patient ID Re-attending within 3 months - Adults	138	1,525	9.0%	14.7%	15.1%	15.6%
% of FP17s for the same patient ID Re-attending between 3 & 9 months - Children	354	1,414	25.0%	53.0%	59.9%	58.8%
% of FP17s for the same patient ID Re-attending between 3 & 9 months - Adults	297	1,525	19.5%	47.8%	52.0%	51.0%
% of FP17s for Band 1 Urgent Courses	162	2,483	6.5%	7.9%	8.0%	9.0%
% of FP17s Relating to Free Repair or Replacements	4	2,483	0.2%	0.7%	0.8%	0.8%
% of FP17s Relating to Continuations	1	2,483	0.0%	0.8%	0.9%	0.9%
% of Patients satisfied with the dentistry they have received	0	0	N/A	93.3%	93.6%	93.2%
% of Patients satisfied with the time they had to wait for an appointment	0	0	N/A	90.1%	88.6%	88.3%

* This is based on patients treated on this contract for their most recent course of treatment. Figures in italics indicate the base number of FP17s or Patient Questionnaire responses are less than 100. N/A is shown where the base number of responses is less than 10 during the period. % is calculated as Quantity/Base number*100

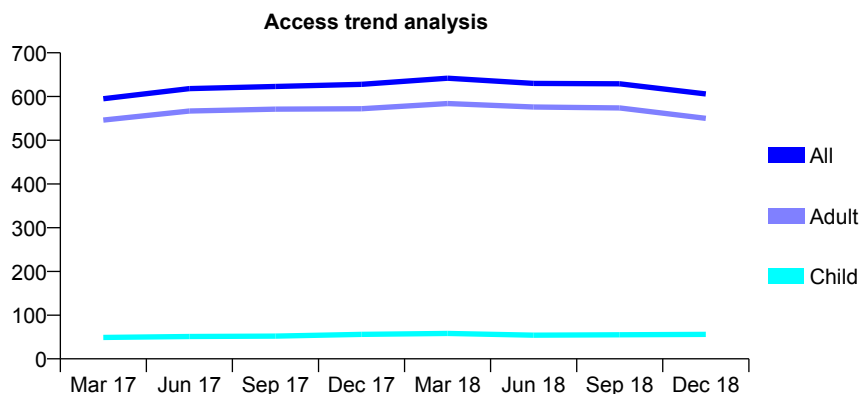
Q54 - Vital Signs At a Glance Contract Report for 325708/0003 - December 2018

Name or company name	Balbir S Bhandal, Amrik S Bhandal & Baljit
Contract type name	GDS Contract
Purpose of contract	General
Contract start date	01/04/2006
Contract end date	

18/19 Contracted general activity (UDA)	1,823
Carry forward general activity (UDA)	35
18/19 Contracted orthodontic activity (UOA)	0
Carry forward orthodontic activity (UOA)	0
Baseline contract value	£42,645.31

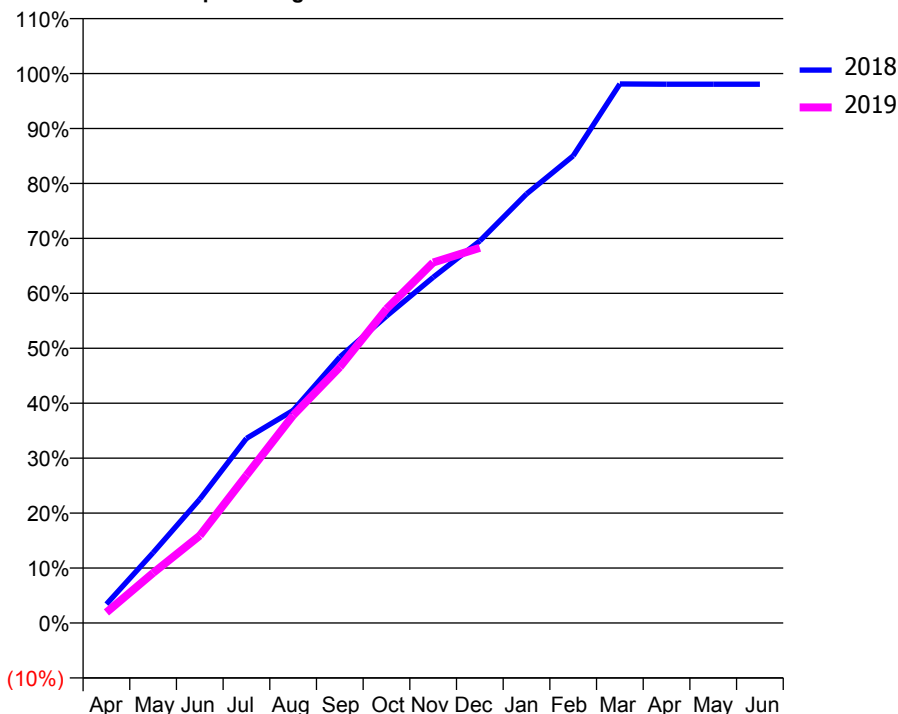
ACCESS*

Patients seen in 24 months	Total	Change since previous quarter
Quarter ending December 2017	628	
Quarter ending March 2018	642	↑
Quarter ending June 2018	630	↓
Quarter ending September 2018	629	→
Quarter ending December 2018	606	↓
Variance since December 2017	(3.5%)	↓



ACTIVITY

Cumulative percentage of contracted UDA delivered 2018 & 2019



Month	Adjusted Scheduled Activity (UDA)	
	2018	2019
April	63	35
May	233	166
June	411	290
July	612	490
August	705	689
September	882	849
October	1,018	1,042
November	1,147	1,196
December	1,268	1,245
January	1,423	
February	1,550	
March	1,788	
April	1,787	
May	1,787	
June	1,787	

QUALITY

	Quantity	Base Number	Contract	AT	Region	England
% of FP17s for the same patient ID Re-attending within 3 months - Children	0	41	0.0%	9.9%	11.6%	11.8%
% of FP17s for the same patient ID Re-attending within 3 months - Adults	44	436	10.1%	14.7%	15.1%	15.6%
% of FP17s for the same patient ID Re-attending between 3 & 9 months - Children	14	41	34.1%	53.0%	59.9%	58.8%
% of FP17s for the same patient ID Re-attending between 3 & 9 months - Adults	213	436	48.9%	47.8%	52.0%	51.0%
% of FP17s for Band 1 Urgent Courses	53	478	11.1%	7.9%	8.0%	9.0%
% of FP17s Relating to Free Repair or Replacements	5	478	1.0%	0.7%	0.8%	0.8%
% of FP17s Relating to Continuations	3	478	0.6%	0.8%	0.9%	0.9%
% of Patients satisfied with the dentistry they have received	1	1	N/A	93.3%	93.6%	93.2%
% of Patients satisfied with the time they had to wait for an appointment	1	1	N/A	90.1%	88.6%	88.3%

* This is based on patients treated on this contract for their most recent course of treatment. Figures in italics indicate the base number of FP17s or Patient Questionnaire responses are less than 100. N/A is shown where the base number of responses is less than 10 during the period. % is calculated as Quantity/Base number*100

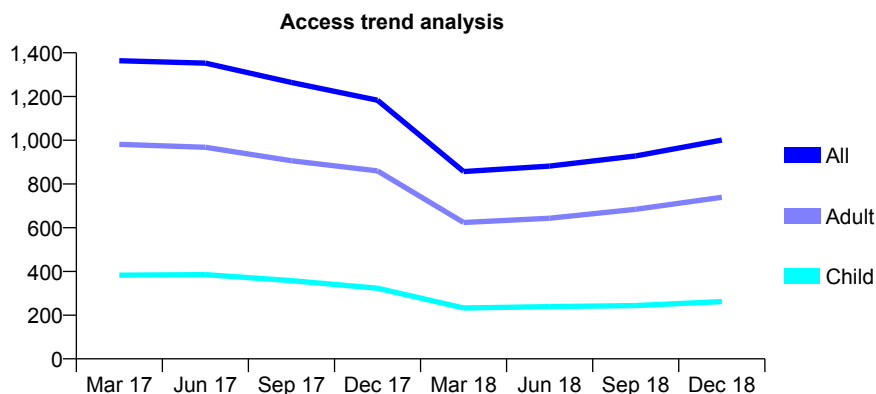
Q54 - Vital Signs At a Glance Contract Report for 325708/0004 - December 2018

Name or company name	Balbir S Bhandal, Amrik S Bhandal & Baljit
Contract type name	GDS Contract
Purpose of contract	General
Contract start date	01/04/2006
Contract end date	

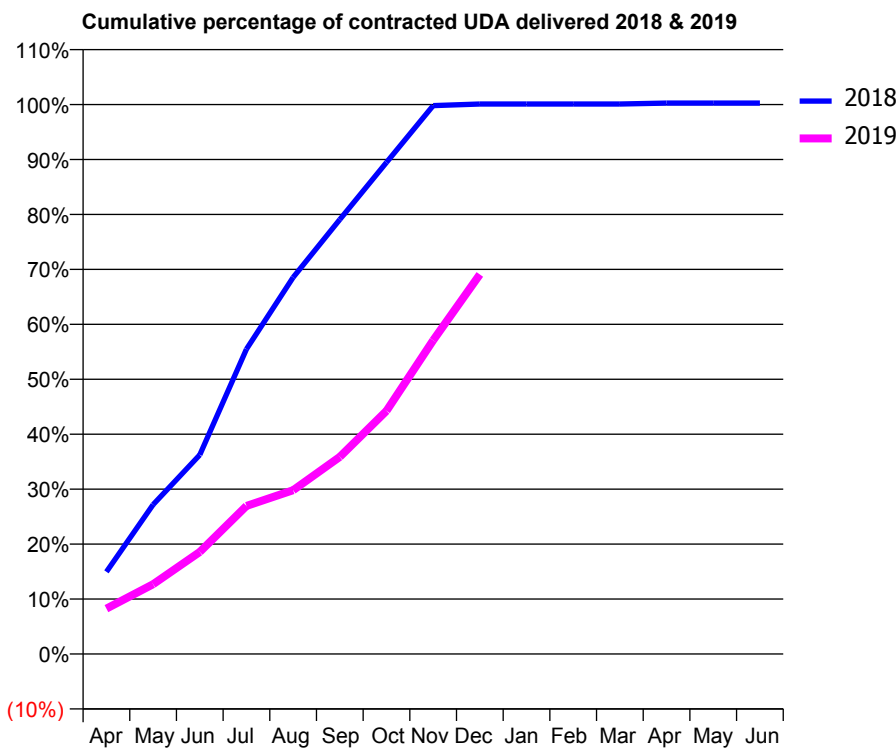
18/19 Contracted general activity (UDA)	4,086
Carry forward general activity (UDA)	-10
18/19 Contracted orthodontic activity (UOA)	0
Carry forward orthodontic activity (UOA)	0
Baseline contract value	£101,921.11

ACCESS*

Patients seen in 24 months	Total	Change since previous quarter
Quarter ending December 2017	1,183	
Quarter ending March 2018	857	↓
Quarter ending June 2018	882	↑
Quarter ending September 2018	928	↑
Quarter ending December 2018	1,001	↑
Variance since December 2017	(15.4%)	↓



ACTIVITY



Month	Adjusted Scheduled Activity (UDA)	
	2018	2019
April	611	338
May	1,111	519
June	1,481	759
July	2,267	1,101
August	2,801	1,218
September	3,231	1,466
October	3,655	1,808
November	4,078	2,333
December	4,090	2,823
January	4,090	
February	4,090	
March	4,090	
April	4,097	
May	4,097	
June	4,097	

QUALITY

	Quantity	Base Number	Contract	AT	Region	England
% of FP17s for the same patient ID Re-attending within 3 months - Children	12	268	4.5%	9.9%	11.6%	11.8%
% of FP17s for the same patient ID Re-attending within 3 months - Adults	55	673	8.2%	14.7%	15.1%	15.6%
% of FP17s for the same patient ID Re-attending between 3 & 9 months - Children	106	268	39.6%	53.0%	59.9%	58.8%
% of FP17s for the same patient ID Re-attending between 3 & 9 months - Adults	175	673	26.0%	47.8%	52.0%	51.0%
% of FP17s for Band 1 Urgent Courses	43	934	4.6%	7.9%	8.0%	9.0%
% of FP17s Relating to Free Repair or Replacements	2	934	0.2%	0.7%	0.8%	0.8%
% of FP17s Relating to Continuations	0	934	0.0%	0.8%	0.9%	0.9%
% of Patients satisfied with the dentistry they have received	0	0	N/A	93.3%	93.6%	93.2%
% of Patients satisfied with the time they had to wait for an appointment	0	0	N/A	90.1%	88.6%	88.3%

* This is based on patients treated on this contract for their most recent course of treatment. Figures in italics indicate the base number of FP17s or Patient Questionnaire responses are less than 100. N/A is shown where the base number of responses is less than 10 during the period. % is calculated as Quantity/Base number*100

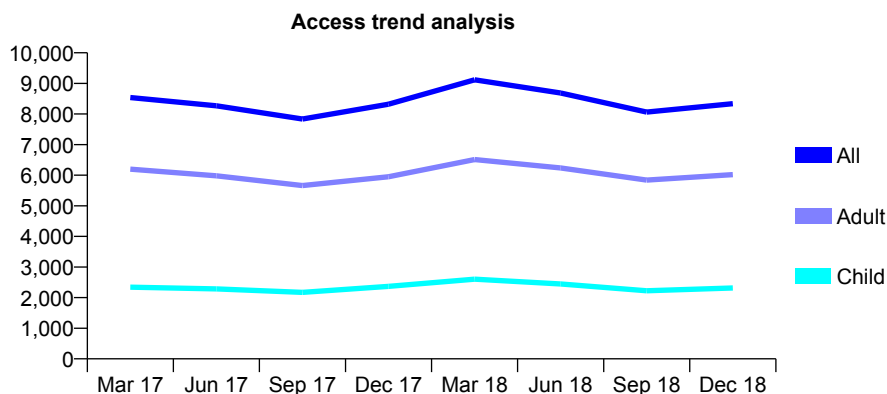
Q54 - Vital Signs At a Glance Contract Report for 325708/0005 - December 2018

Name or company name	Balbir S Bhandal, Amrik S Bhandal & Baljit
Contract type name	GDS Contract
Purpose of contract	General
Contract start date	01/04/2006
Contract end date	

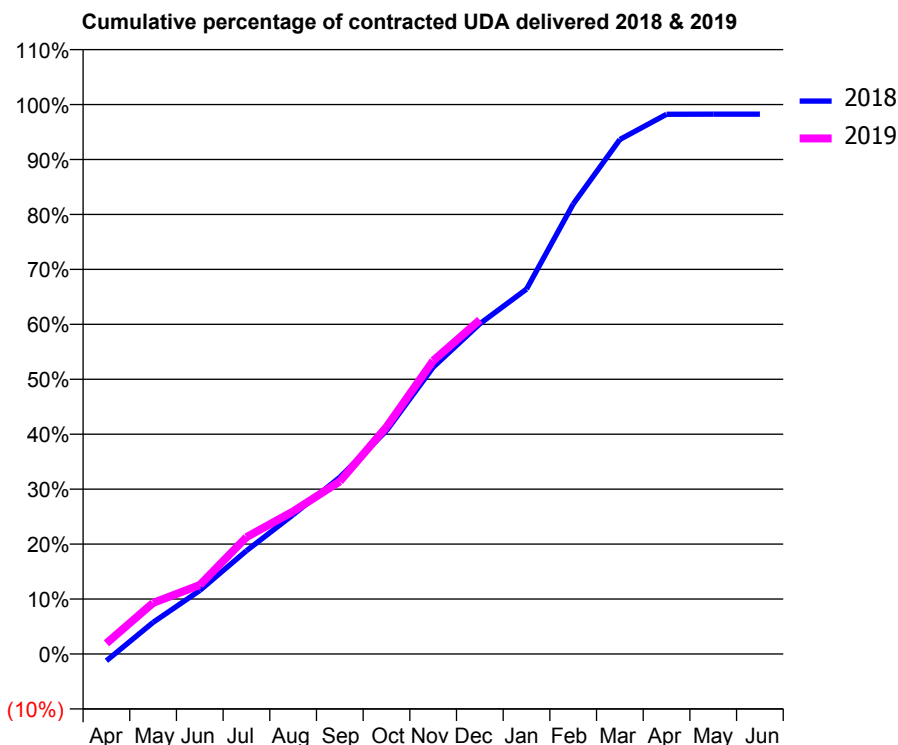
18/19 Contracted general activity (UDA)	25,351
Carry forward general activity (UDA)	446
18/19 Contracted orthodontic activity (UOA)	0
Carry forward orthodontic activity (UOA)	0
Baseline contract value	£634,392.04

ACCESS*

Patients seen in 24 months	Total	Change since previous quarter
Quarter ending December 2017	8,319	
Quarter ending March 2018	9,116	↑
Quarter ending June 2018	8,685	↓
Quarter ending September 2018	8,063	↓
Quarter ending December 2018	8,336	↑
Variance since December 2017	0.2%	→



ACTIVITY



Month	Adjusted Scheduled Activity (UDA)	
	2018	2019
April	-316	495
May	1,459	2,357
June	2,929	3,183
July	4,765	5,390
August	6,424	6,582
September	8,153	7,964
October	10,301	10,473
November	13,232	13,533
December	15,235	15,413
January	16,833	
February	20,763	
March	23,740	
April	24,902	
May	24,905	
June	24,905	

QUALITY

	Quantity	Base Number	Contract	AT	Region	England
% of FP17s for the same patient ID Re-attending within 3 months - Children	86	1,859	4.6%	9.9%	11.6%	11.8%
% of FP17s for the same patient ID Re-attending within 3 months - Adults	378	4,331	8.7%	14.7%	15.1%	15.6%
% of FP17s for the same patient ID Re-attending between 3 & 9 months - Children	705	1,859	37.9%	53.0%	59.9%	58.8%
% of FP17s for the same patient ID Re-attending between 3 & 9 months - Adults	1,570	4,331	36.3%	47.8%	52.0%	51.0%
% of FP17s for Band 1 Urgent Courses	535	5,731	9.3%	7.9%	8.0%	9.0%
% of FP17s Relating to Free Repair or Replacements	46	5,731	0.8%	0.7%	0.8%	0.8%
% of FP17s Relating to Continuations	51	5,731	0.9%	0.8%	0.9%	0.9%
% of Patients satisfied with the dentistry they have received	2	3	N/A	93.3%	93.6%	93.2%
% of Patients satisfied with the time they had to wait for an appointment	3	3	N/A	90.1%	88.6%	88.3%

* This is based on patients treated on this contract for their most recent course of treatment. Figures in italics indicate the base number of FP17s or Patient Questionnaire responses are less than 100. N/A is shown where the base number of responses is less than 10 during the period. % is calculated as Quantity/Base number*100

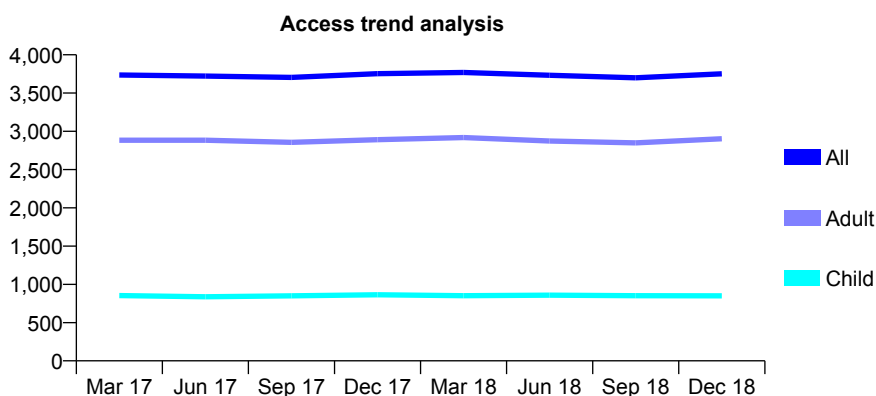
Q54 - Vital Signs At a Glance Contract Report for 325708/0007 - December 2018

Name or company name	Balbir S Bhandal, Amrik S Bhandal & Baljit
Contract type name	GDS Contract
Purpose of contract	General
Contract start date	01/04/2006
Contract end date	

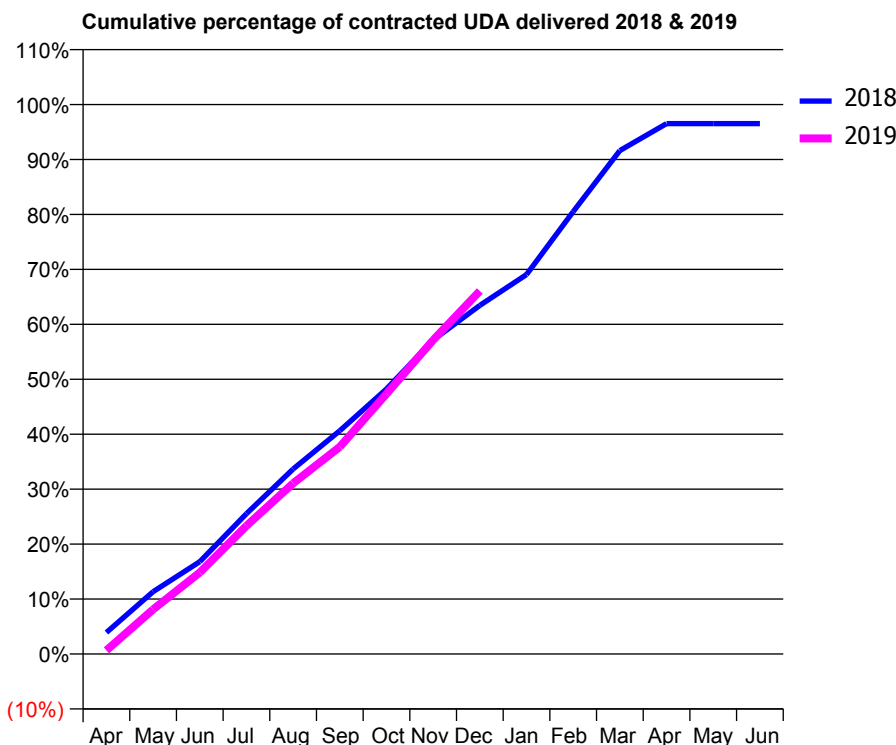
18/19 Contracted general activity (UDA)	14,484
Carry forward general activity (UDA)	504
18/19 Contracted orthodontic activity (UOA)	0
Carry forward orthodontic activity (UOA)	0
Baseline contract value	£427,790.95

ACCESS*

Patients seen in 24 months	Total	Change since previous quarter
Quarter ending December 2017	3,754	
Quarter ending March 2018	3,769	→
Quarter ending June 2018	3,732	→
Quarter ending September 2018	3,700	→
Quarter ending December 2018	3,752	→
Variance since December 2017	(0.1%)	→



ACTIVITY



Month	Adjusted Scheduled Activity (UDA)	
	2018	2019
April	569	96
May	1,642	1,176
June	2,432	2,149
July	3,699	3,379
August	4,876	4,500
September	5,884	5,460
October	6,987	6,860
November	8,274	8,277
December	9,191	9,567
January	10,002	
February	11,661	
March	13,270	
April	13,979	
May	13,979	
June	13,979	

QUALITY

	Quantity	Base Number	Contract	AT	Region	England
% of FP17s for the same patient ID Re-attending within 3 months - Children	27	817	3.3%	9.9%	11.6%	11.8%
% of FP17s for the same patient ID Re-attending within 3 months - Adults	408	2,909	14.0%	14.7%	15.1%	15.6%
% of FP17s for the same patient ID Re-attending between 3 & 9 months - Children	445	817	54.5%	53.0%	59.9%	58.8%
% of FP17s for the same patient ID Re-attending between 3 & 9 months - Adults	1,552	2,909	53.4%	47.8%	52.0%	51.0%
% of FP17s for Band 1 Urgent Courses	122	3,525	3.5%	7.9%	8.0%	9.0%
% of FP17s Relating to Free Repair or Replacements	9	3,525	0.3%	0.7%	0.8%	0.8%
% of FP17s Relating to Continuations	31	3,525	0.9%	0.8%	0.9%	0.9%
% of Patients satisfied with the dentistry they have received	1	1	N/A	93.3%	93.6%	93.2%
% of Patients satisfied with the time they had to wait for an appointment	1	1	N/A	90.1%	88.6%	88.3%

* This is based on patients treated on this contract for their most recent course of treatment. Figures in italics indicate the base number of FP17s or Patient Questionnaire responses are less than 100. N/A is shown where the base number of responses is less than 10 during the period. % is calculated as Quantity/Base number*100

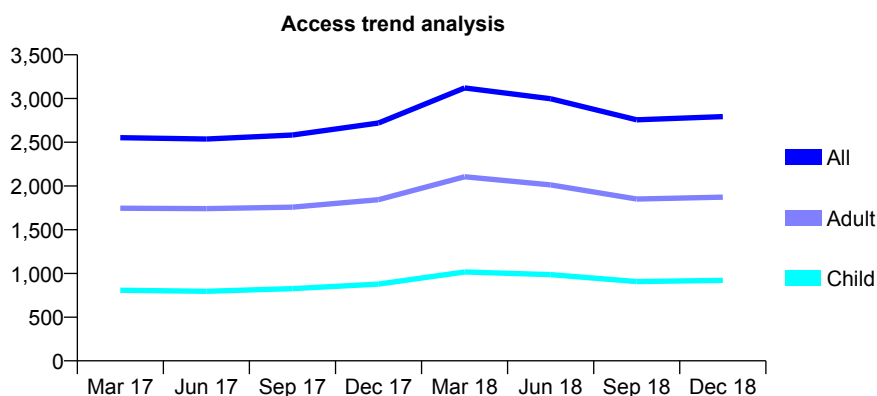
Q54 - Vital Signs At a Glance Contract Report for 325708/0008 - December 2018

Name or company name	Balbir S Bhandal, Amrik S Bhandal & Baljit
Contract type name	GDS Contract
Purpose of contract	General
Contract start date	01/04/2006
Contract end date	

18/19 Contracted general activity (UDA)	7,249
Carry forward general activity (UDA)	-62
18/19 Contracted orthodontic activity (UOA)	0
Carry forward orthodontic activity (UOA)	0
Baseline contract value	£186,008.99

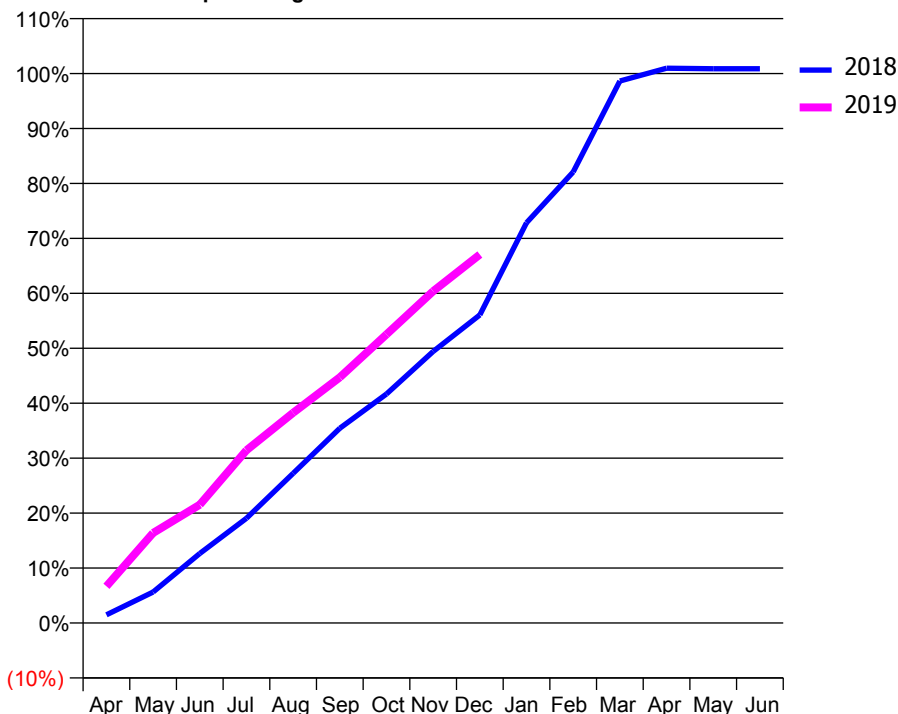
ACCESS*

Patients seen in 24 months	Total	Change since previous quarter
Quarter ending December 2017	2,720	
Quarter ending March 2018	3,121	↑
Quarter ending June 2018	2,998	↓
Quarter ending September 2018	2,756	↓
Quarter ending December 2018	2,793	→
Variance since December 2017	2.7%	↑



ACTIVITY

Cumulative percentage of contracted UDA delivered 2018 & 2019



Month	Adjusted Scheduled Activity (UDA)	
	2018	2019
April	109	485
May	410	1,189
June	918	1,561
July	1,381	2,279
August	1,974	2,773
September	2,569	3,241
October	3,022	3,808
November	3,583	4,377
December	4,064	4,862
January	5,279	
February	5,949	
March	7,150	
April	7,320	
May	7,313	
June	7,312	

QUALITY

	Quantity	Base Number	Contract	AT	Region	England
% of FP17s for the same patient ID Re-attending within 3 months - Children	20	658	3.0%	9.9%	11.6%	11.8%
% of FP17s for the same patient ID Re-attending within 3 months - Adults	48	1,202	4.0%	14.7%	15.1%	15.6%
% of FP17s for the same patient ID Re-attending between 3 & 9 months - Children	247	658	37.5%	53.0%	59.9%	58.8%
% of FP17s for the same patient ID Re-attending between 3 & 9 months - Adults	467	1,202	38.9%	47.8%	52.0%	51.0%
% of FP17s for Band 1 Urgent Courses	30	1,799	1.7%	7.9%	8.0%	9.0%
% of FP17s Relating to Free Repair or Replacements	16	1,799	0.9%	0.7%	0.8%	0.8%
% of FP17s Relating to Continuations	3	1,799	0.2%	0.8%	0.9%	0.9%
% of Patients satisfied with the dentistry they have received	0	0	N/A	93.3%	93.6%	93.2%
% of Patients satisfied with the time they had to wait for an appointment	0	0	N/A	90.1%	88.6%	88.3%

* This is based on patients treated on this contract for their most recent course of treatment. Figures in italics indicate the base number of FP17s or Patient Questionnaire responses are less than 100. N/A is shown where the base number of responses is less than 10 during the period. % is calculated as Quantity/Base number*100

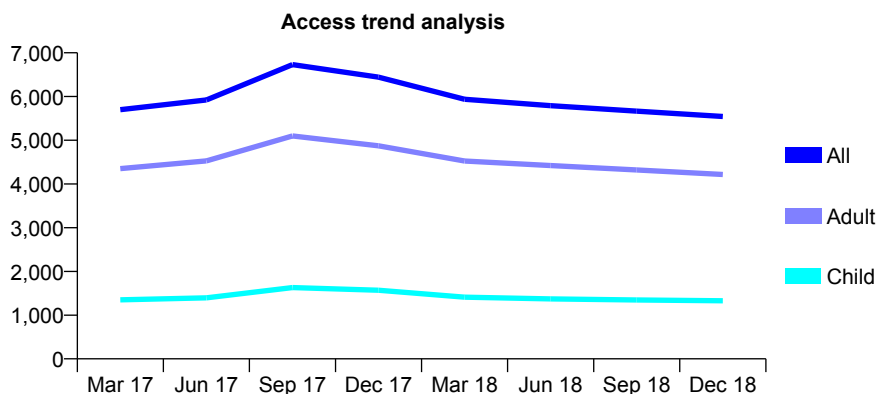
Q54 - Vital Signs At a Glance Contract Report for 325708/0009 - December 2018

Name or company name	Balbir S Bhandal, Amrik S Bhandal & Baljit
Contract type name	GDS Contract
Purpose of contract	General
Contract start date	01/04/2006
Contract end date	

18/19 Contracted general activity (UDA)	19,521
Carry forward general activity (UDA)	-289
18/19 Contracted orthodontic activity (UOA)	0
Carry forward orthodontic activity (UOA)	0
Baseline contract value	£492,900.47

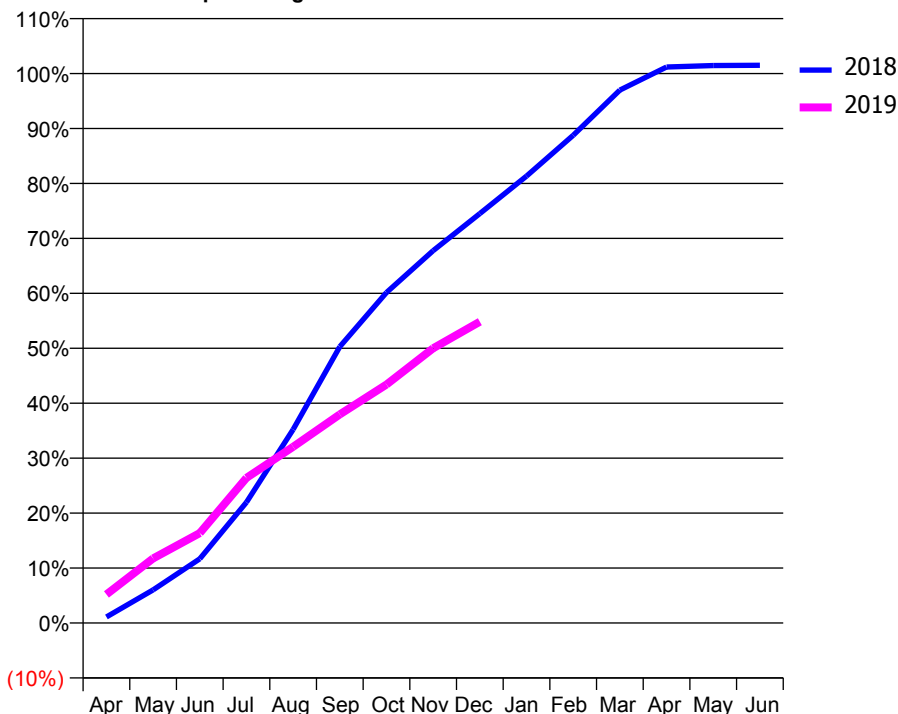
ACCESS*

Patients seen in 24 months	Total	Change since previous quarter
Quarter ending December 2017	6,442	
Quarter ending March 2018	5,936	↓
Quarter ending June 2018	5,792	↓
Quarter ending September 2018	5,667	↓
Quarter ending December 2018	5,544	↓
Variance since December 2017	(13.9%)	↓



ACTIVITY

Cumulative percentage of contracted UDA delivered 2018 & 2019



Month	Adjusted Scheduled Activity (UDA)	
	2018	2019
April	213	1,017
May	1,179	2,296
June	2,279	3,194
July	4,288	5,154
August	6,877	6,262
September	9,818	7,413
October	11,743	8,474
November	13,228	9,760
December	14,543	10,703
January	15,876	
February	17,326	
March	18,931	
April	19,751	
May	19,806	
June	19,811	

QUALITY

	Quantity	Base Number	Contract	AT	Region	England
% of FP17s for the same patient ID Re-attending within 3 months - Children	79	1,088	7.3%	9.9%	11.6%	11.8%
% of FP17s for the same patient ID Re-attending within 3 months - Adults	491	3,448	14.2%	14.7%	15.1%	15.6%
% of FP17s for the same patient ID Re-attending between 3 & 9 months - Children	539	1,088	49.5%	53.0%	59.9%	58.8%
% of FP17s for the same patient ID Re-attending between 3 & 9 months - Adults	1,750	3,448	50.8%	47.8%	52.0%	51.0%
% of FP17s for Band 1 Urgent Courses	420	4,231	9.9%	7.9%	8.0%	9.0%
% of FP17s Relating to Free Repair or Replacements	35	4,231	0.8%	0.7%	0.8%	0.8%
% of FP17s Relating to Continuations	19	4,231	0.4%	0.8%	0.9%	0.9%
% of Patients satisfied with the dentistry they have received	2	2	N/A	93.3%	93.6%	93.2%
% of Patients satisfied with the time they had to wait for an appointment	2	2	N/A	90.1%	88.6%	88.3%

* This is based on patients treated on this contract for their most recent course of treatment. Figures in italics indicate the base number of FP17s or Patient Questionnaire responses are less than 100. N/A is shown where the base number of responses is less than 10 during the period. % is calculated as Quantity/Base number*100

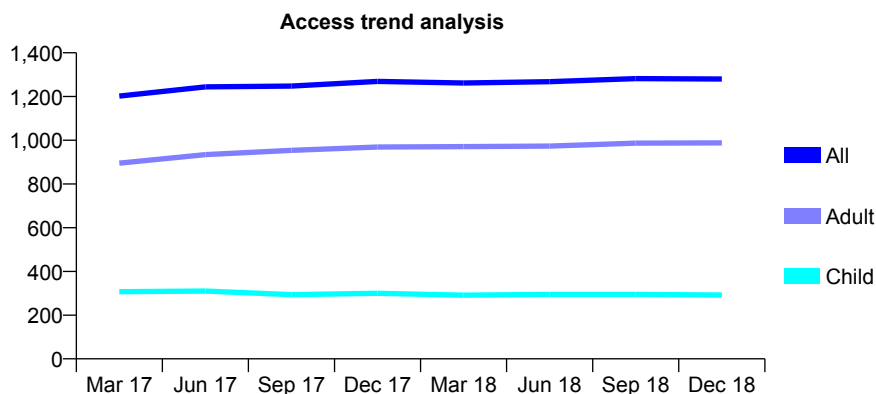
Q54 - Vital Signs At a Glance Contract Report for 325708/0012 - December 2018

Name or company name	Balbir S Bhandal, Amrik S Bhandal & Baljit
Contract type name	GDS Contract
Purpose of contract	General
Contract start date	01/04/2006
Contract end date	

18/19 Contracted general activity (UDA)	3,593
Carry forward general activity (UDA)	70
18/19 Contracted orthodontic activity (UOA)	0
Carry forward orthodontic activity (UOA)	0
Baseline contract value	£103,524.03

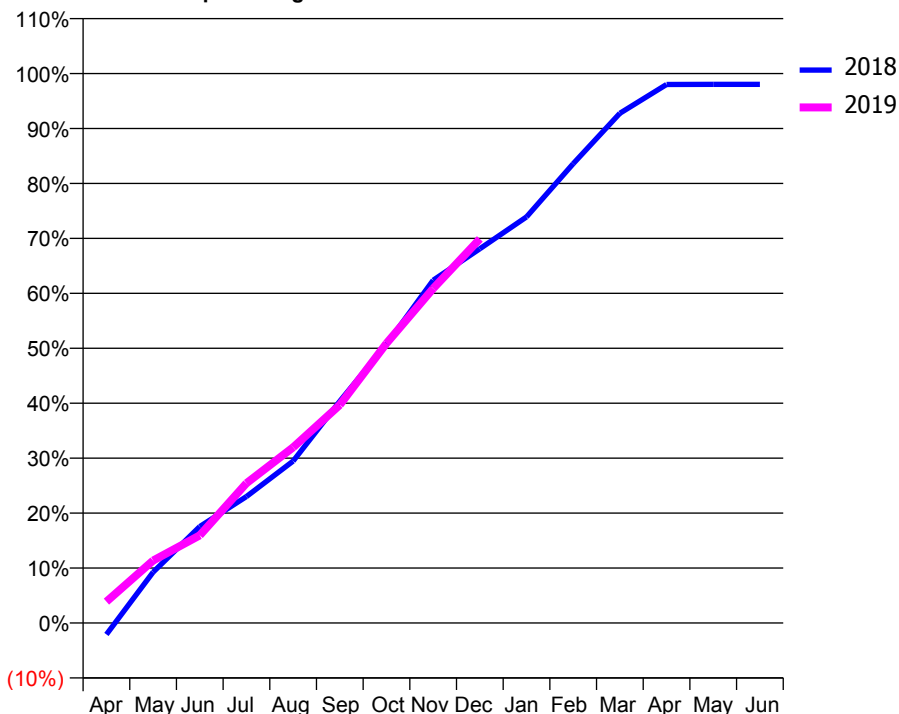
ACCESS*

Patients seen in 24 months	Total	Change since previous quarter
Quarter ending December 2017	1,269	
Quarter ending March 2018	1,262	→
Quarter ending June 2018	1,268	→
Quarter ending September 2018	1,282	→
Quarter ending December 2018	1,280	→
Variance since December 2017	0.9%	→



ACTIVITY

Cumulative percentage of contracted UDA delivered 2018 & 2019



Month	Adjusted Scheduled Activity (UDA)	
	2018	2019
April	-75	140
May	333	408
June	631	574
July	827	915
August	1,059	1,149
September	1,450	1,426
October	1,823	1,829
November	2,241	2,187
December	2,447	2,512
January	2,655	
February	3,003	
March	3,333	
April	3,521	
May	3,522	
June	3,522	

QUALITY

	Quantity	Base Number	Contract	AT	Region	England
% of FP17s for the same patient ID Re-attending within 3 months - Children	6	268	2.2%	9.9%	11.6%	11.8%
% of FP17s for the same patient ID Re-attending within 3 months - Adults	23	725	3.2%	14.7%	15.1%	15.6%
% of FP17s for the same patient ID Re-attending between 3 & 9 months - Children	141	268	52.6%	53.0%	59.9%	58.8%
% of FP17s for the same patient ID Re-attending between 3 & 9 months - Adults	302	725	41.7%	47.8%	52.0%	51.0%
% of FP17s for Band 1 Urgent Courses	63	915	6.9%	7.9%	8.0%	9.0%
% of FP17s Relating to Free Repair or Replacements	4	915	0.4%	0.7%	0.8%	0.8%
% of FP17s Relating to Continuations	6	915	0.7%	0.8%	0.9%	0.9%
% of Patients satisfied with the dentistry they have received	1	1	N/A	93.3%	93.6%	93.2%
% of Patients satisfied with the time they had to wait for an appointment	1	1	N/A	90.1%	88.6%	88.3%

* This is based on patients treated on this contract for their most recent course of treatment. Figures in italics indicate the base number of FP17s or Patient Questionnaire responses are less than 100. N/A is shown where the base number of responses is less than 10 during the period. % is calculated as Quantity/Base number*100

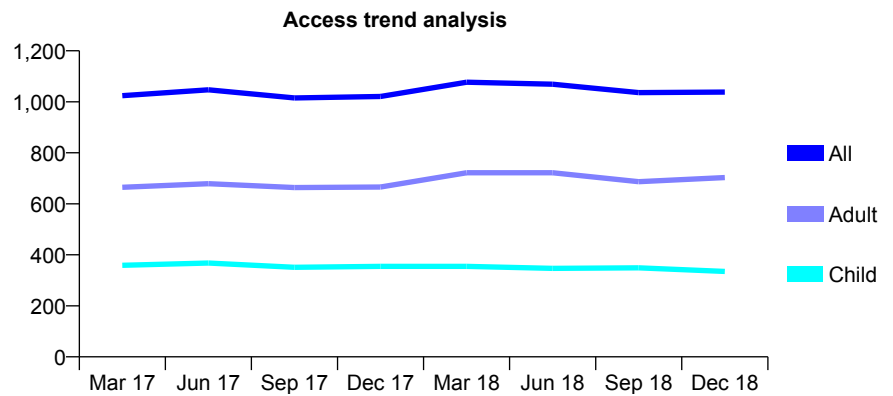
Q54 - Vital Signs At a Glance Contract Report for 325708/0013 - December 2018

Name or company name	Balbir S Bhandal, Amrik S Bhandal & Baljit
Contract type name	GDS Contract
Purpose of contract	General
Contract start date	01/04/2006
Contract end date	

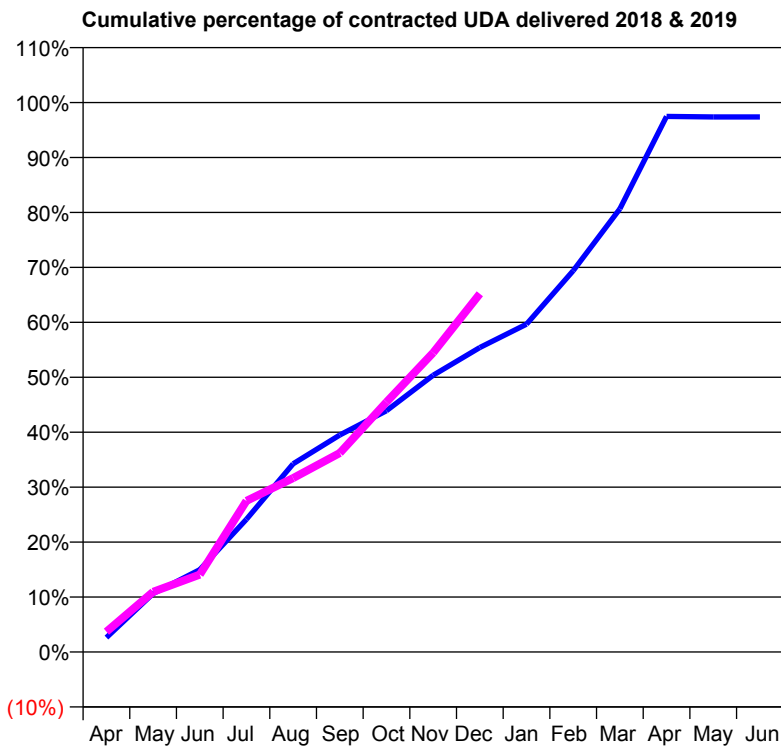
18/19 Contracted general activity (UDA)	3,124
Carry forward general activity (UDA)	82
18/19 Contracted orthodontic activity (UOA)	0
Carry forward orthodontic activity (UOA)	0
Baseline contract value	£74,769.80

ACCESS*

Patients seen in 24 months	Total	Change since previous quarter
Quarter ending December 2017	1,021	
Quarter ending March 2018	1,077	↑
Quarter ending June 2018	1,069	→
Quarter ending September 2018	1,036	↓
Quarter ending December 2018	1,038	→
Variance since December 2017	1.7%	→



ACTIVITY



Month	Adjusted Scheduled Activity (UDA)	
	2018	2019
April	82	115
May	333	342
June	468	440
July	755	859
August	1,070	989
September	1,234	1,132
October	1,372	1,421
November	1,573	1,702
December	1,731	2,037
January	1,864	
February	2,168	
March	2,520	
April	3,045	
May	3,042	
June	3,042	

QUALITY

	Quantity	Base Number	Contract	AT	Region	England
% of FP17s for the same patient ID Re-attending within 3 months - Children	9	251	3.6%	9.9%	11.6%	11.8%
% of FP17s for the same patient ID Re-attending within 3 months - Adults	33	548	6.0%	14.7%	15.1%	15.6%
% of FP17s for the same patient ID Re-attending between 3 & 9 months - Children	79	251	31.5%	53.0%	59.9%	58.8%
% of FP17s for the same patient ID Re-attending between 3 & 9 months - Adults	142	548	25.9%	47.8%	52.0%	51.0%
% of FP17s for Band 1 Urgent Courses	23	633	3.6%	7.9%	8.0%	9.0%
% of FP17s Relating to Free Repair or Replacements	0	633	0.0%	0.7%	0.8%	0.8%
% of FP17s Relating to Continuations	0	633	0.0%	0.8%	0.9%	0.9%
% of Patients satisfied with the dentistry they have received	2	2	N/A	93.3%	93.6%	93.2%
% of Patients satisfied with the time they had to wait for an appointment	1	2	N/A	90.1%	88.6%	88.3%

* This is based on patients treated on this contract for their most recent course of treatment. Figures in italics indicate the base number of FP17s or Patient Questionnaire responses are less than 100. N/A is shown where the base number of responses is less than 10 during the period. % is calculated as Quantity/Base number*100

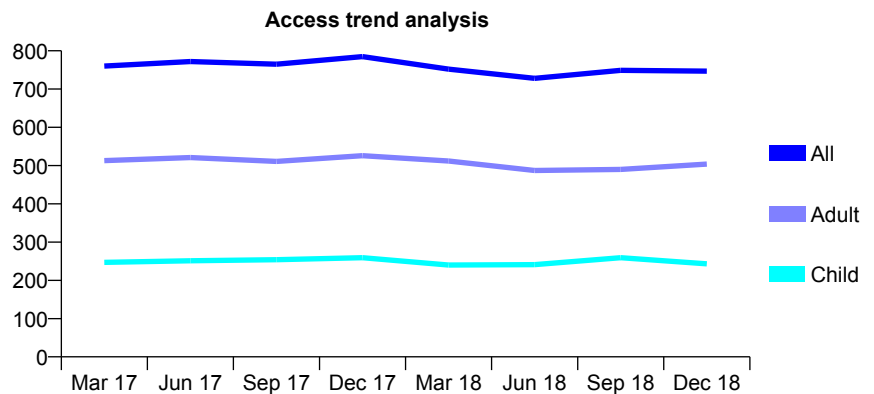
Q54 - Vital Signs At a Glance Contract Report for 325708/0015 - December 2018

Name or company name	Balbir S Bhandal, Amrik S Bhandal & Baljit
Contract type name	GDS Contract
Purpose of contract	General
Contract start date	01/04/2006
Contract end date	

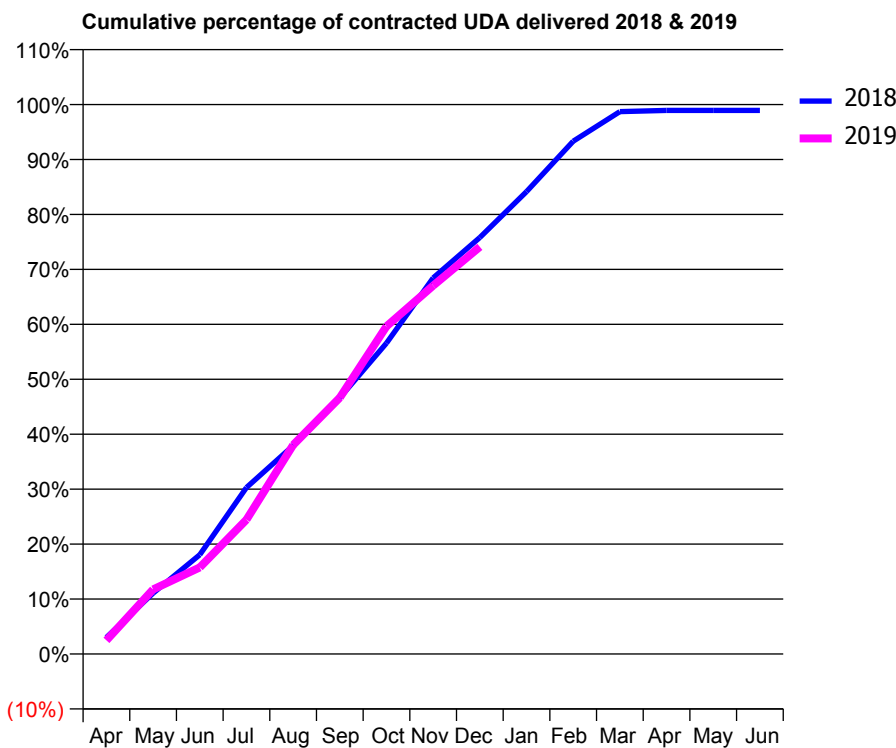
18/19 Contracted general activity (UDA)	1,930
Carry forward general activity (UDA)	20
18/19 Contracted orthodontic activity (UOA)	0
Carry forward orthodontic activity (UOA)	0
Baseline contract value	£52,168.85

ACCESS*

Patients seen in 24 months	Total	Change since previous quarter
Quarter ending December 2017	785	
Quarter ending March 2018	752	↓
Quarter ending June 2018	728	↓
Quarter ending September 2018	749	↑
Quarter ending December 2018	747	→
Variance since December 2017	(4.8%)	↓



ACTIVITY



Month	Adjusted Scheduled Activity (UDA)	
	2018	2019
April	58	48
May	214	227
June	349	304
July	585	472
August	732	734
September	900	901
October	1,092	1,151
November	1,321	1,294
December	1,463	1,430
January	1,624	
February	1,801	
March	1,905	
April	1,909	
May	1,909	
June	1,909	

QUALITY

	Quantity	Base Number	Contract	AT	Region	England
% of FP17s for the same patient ID Re-attending within 3 months - Children	1	205	0.5%	9.9%	11.6%	11.8%
% of FP17s for the same patient ID Re-attending within 3 months - Adults	3	371	0.8%	14.7%	15.1%	15.6%
% of FP17s for the same patient ID Re-attending between 3 & 9 months - Children	60	205	29.3%	53.0%	59.9%	58.8%
% of FP17s for the same patient ID Re-attending between 3 & 9 months - Adults	134	371	36.1%	47.8%	52.0%	51.0%
% of FP17s for Band 1 Urgent Courses	5	574	0.9%	7.9%	8.0%	9.0%
% of FP17s Relating to Free Repair or Replacements	0	574	0.0%	0.7%	0.8%	0.8%
% of FP17s Relating to Continuations	0	574	0.0%	0.8%	0.9%	0.9%
% of Patients satisfied with the dentistry they have received	0	0	N/A	93.3%	93.6%	93.2%
% of Patients satisfied with the time they had to wait for an appointment	0	0	N/A	90.1%	88.6%	88.3%

* This is based on patients treated on this contract for their most recent course of treatment. Figures in italics indicate the base number of FP17s or Patient Questionnaire responses are less than 100. N/A is shown where the base number of responses is less than 10 during the period. % is calculated as Quantity/Base number*100

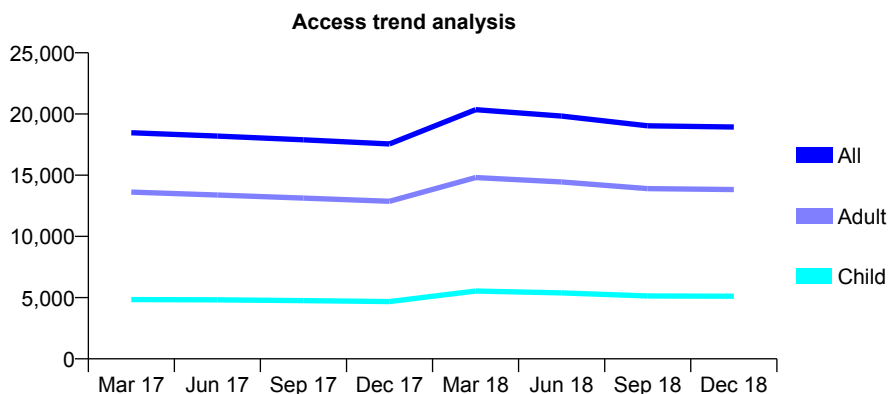
Q54 - Vital Signs At a Glance Contract Report for 325708/0016 - December 2018

Name or company name	Balbir S Bhandal, Amrik S Bhandal & Baljit
Contract type name	GDS Contract
Purpose of contract	General and Orthodontic
Contract start date	01/04/2006
Contract end date	

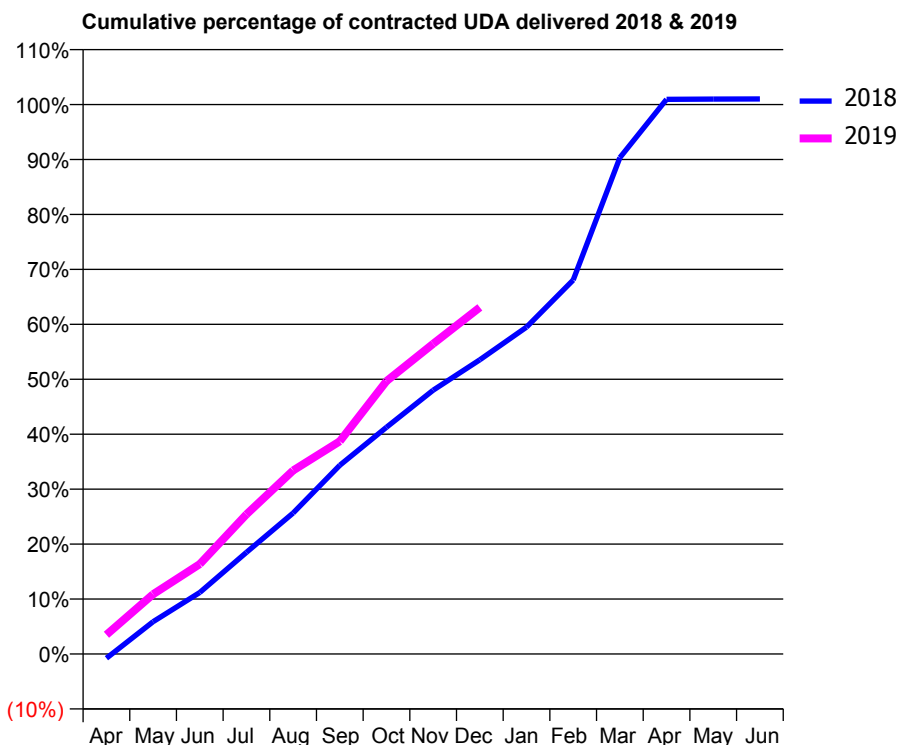
18/19 Contracted general activity (UDA)	57,385
Carry forward general activity (UDA)	-584
18/19 Contracted orthodontic activity (UOA)	5,152
Carry forward orthodontic activity (UOA)	97
Baseline contract value	£1,900,642.42

ACCESS*

Patients seen in 24 months	Total	Change since previous quarter
Quarter ending December 2017	17,555	
Quarter ending March 2018	20,351	↑
Quarter ending June 2018	19,834	↓
Quarter ending September 2018	19,041	↓
Quarter ending December 2018	18,941	→
Variance since December 2017	7.9%	↑



ACTIVITY



Month	Adjusted Scheduled Activity (UDA)	
	2018	2019
April	-448	2,009
May	3,374	6,242
June	6,433	9,396
July	10,622	14,590
August	14,730	19,174
September	19,715	22,213
October	23,685	28,500
November	27,549	32,394
December	30,721	36,197
January	34,132	
February	39,052	
March	51,842	
April	57,917	
May	57,954	
June	57,969	

QUALITY

	Quantity	Base Number	Contract	AT	Region	England
% of FP17s for the same patient ID Re-attending within 3 months - Children	267	4,597	5.8%	9.9%	11.6%	11.8%
% of FP17s for the same patient ID Re-attending within 3 months - Adults	1,098	10,262	10.7%	14.7%	15.1%	15.6%
% of FP17s for the same patient ID Re-attending between 3 & 9 months - Children	1,729	4,597	37.6%	53.0%	59.9%	58.8%
% of FP17s for the same patient ID Re-attending between 3 & 9 months - Adults	3,342	10,262	32.6%	47.8%	52.0%	51.0%
% of FP17s for Band 1 Urgent Courses	1,443	12,554	11.5%	7.9%	8.0%	9.0%
% of FP17s Relating to Free Repair or Replacements	125	12,554	1.0%	0.7%	0.8%	0.8%
% of FP17s Relating to Continuations	56	12,554	0.4%	0.8%	0.9%	0.9%
% of Patients satisfied with the dentistry they have received	8	8	N/A	93.3%	93.6%	93.2%
% of Patients satisfied with the time they had to wait for an appointment	8	8	N/A	90.1%	88.6%	88.3%

* This is based on patients treated on this contract for their most recent course of treatment. Figures in italics indicate the base number of FP17s or Patient Questionnaire responses are less than 100. N/A is shown where the base number of responses is less than 10 during the period. % is calculated as Quantity/Base number*100

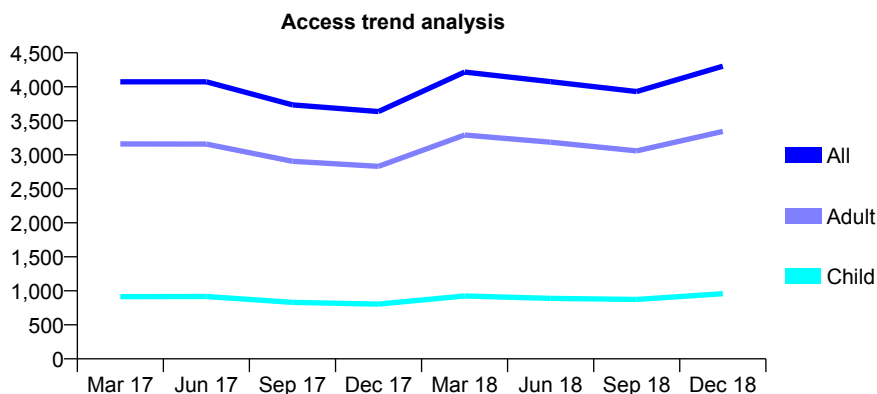
Q54 - Vital Signs At a Glance Contract Report for 325708/0017 - December 2018

Name or company name	Balbir S Bhandal, Amrik S Bhandal & Baljit
Contract type name	GDS Contract
Purpose of contract	General
Contract start date	01/04/2006
Contract end date	

18/19 Contracted general activity (UDA)	11,857
Carry forward general activity (UDA)	-227
18/19 Contracted orthodontic activity (UOA)	0
Carry forward orthodontic activity (UOA)	0
Baseline contract value	£273,460.45

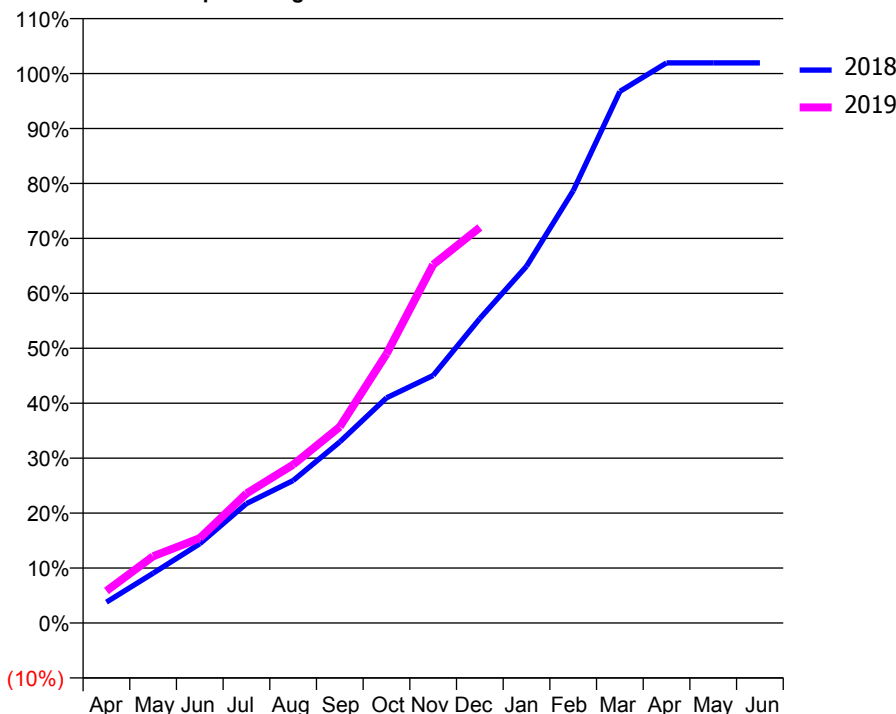
ACCESS*

Patients seen in 24 months	Total	Change since previous quarter
Quarter ending December 2017	3,636	
Quarter ending March 2018	4,217	↑
Quarter ending June 2018	4,075	↓
Quarter ending September 2018	3,931	↓
Quarter ending December 2018	4,303	↑
Variance since December 2017	18.3%	↑



ACTIVITY

Cumulative percentage of contracted UDA delivered 2018 & 2019



Month	Adjusted Scheduled Activity (UDA)	
	2018	2019
April	450	692
May	1,076	1,441
June	1,710	1,833
July	2,577	2,795
August	3,075	3,417
September	3,908	4,233
October	4,859	5,806
November	5,343	7,731
December	6,570	8,536
January	7,698	
February	9,327	
March	11,470	
April	12,085	
May	12,085	
June	12,085	

QUALITY

	Quantity	Base Number	Contract	AT	Region	England
% of FP17s for the same patient ID Re-attending within 3 months - Children	32	868	3.7%	9.9%	11.6%	11.8%
% of FP17s for the same patient ID Re-attending within 3 months - Adults	202	2,836	7.1%	14.7%	15.1%	15.6%
% of FP17s for the same patient ID Re-attending between 3 & 9 months - Children	331	868	38.1%	53.0%	59.9%	58.8%
% of FP17s for the same patient ID Re-attending between 3 & 9 months - Adults	1,222	2,836	43.1%	47.8%	52.0%	51.0%
% of FP17s for Band 1 Urgent Courses	124	3,429	3.6%	7.9%	8.0%	9.0%
% of FP17s Relating to Free Repair or Replacements	25	3,429	0.7%	0.7%	0.8%	0.8%
% of FP17s Relating to Continuations	20	3,429	0.6%	0.8%	0.9%	0.9%
% of Patients satisfied with the dentistry they have received	2	3	N/A	93.3%	93.6%	93.2%
% of Patients satisfied with the time they had to wait for an appointment	3	3	N/A	90.1%	88.6%	88.3%

* This is based on patients treated on this contract for their most recent course of treatment. Figures in italics indicate the base number of FP17s or Patient Questionnaire responses are less than 100. N/A is shown where the base number of responses is less than 10 during the period. % is calculated as Quantity/Base number*100

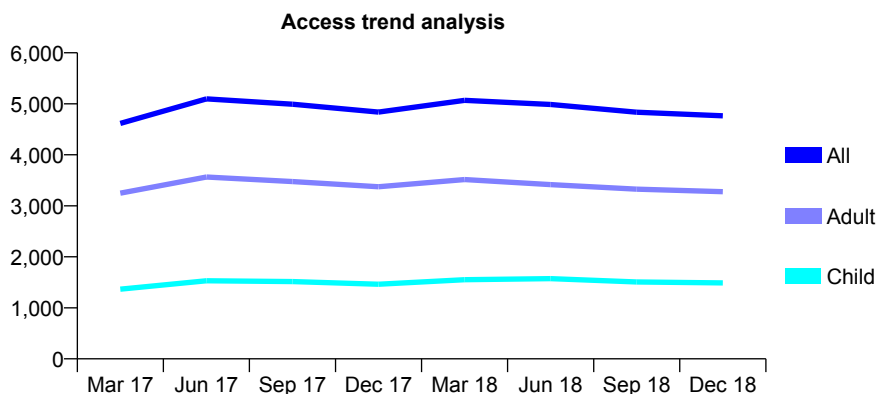
Q54 - Vital Signs At a Glance Contract Report for 325708/0018 - December 2018

Name or company name	Balbir S Bhandal, Amrik S Bhandal & Baljit
Contract type name	GDS Contract
Purpose of contract	General and Orthodontic
Contract start date	01/04/2006
Contract end date	

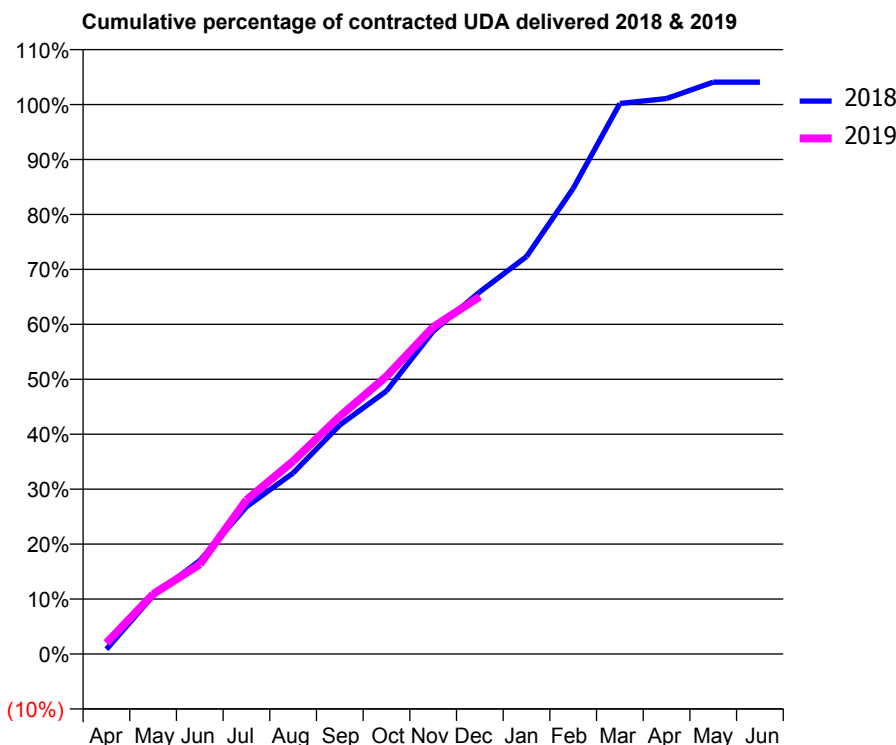
18/19 Contracted general activity (UDA)	13,769
Carry forward general activity (UDA)	-275
18/19 Contracted orthodontic activity (UOA)	172
Carry forward orthodontic activity (UOA)	0
Baseline contract value	£326,776.43

ACCESS*

Patients seen in 24 months	Total	Change since previous quarter
Quarter ending December 2017	4,837	
Quarter ending March 2018	5,067	↑
Quarter ending June 2018	4,987	↓
Quarter ending September 2018	4,835	↓
Quarter ending December 2018	4,766	↓
Variance since December 2017	(1.5%)	↓



ACTIVITY



Month	Adjusted Scheduled Activity (UDA)	
	2018	2019
April	118	275
May	1,460	1,501
June	2,341	2,246
July	3,690	3,861
August	4,536	4,835
September	5,739	5,955
October	6,592	6,957
November	8,087	8,196
December	9,078	8,956
January	9,960	
February	11,665	
March	13,796	
April	13,917	
May	14,330	
June	14,330	

QUALITY

	Quantity	Base Number	Contract	AT	Region	England
% of FP17s for the same patient ID Re-attending within 3 months - Children	72	1,234	5.8%	9.9%	11.6%	11.8%
% of FP17s for the same patient ID Re-attending within 3 months - Adults	259	2,356	11.0%	14.7%	15.1%	15.6%
% of FP17s for the same patient ID Re-attending between 3 & 9 months - Children	551	1,234	44.7%	53.0%	59.9%	58.8%
% of FP17s for the same patient ID Re-attending between 3 & 9 months - Adults	925	2,356	39.3%	47.8%	52.0%	51.0%
% of FP17s for Band 1 Urgent Courses	248	3,374	7.4%	7.9%	8.0%	9.0%
% of FP17s Relating to Free Repair or Replacements	29	3,374	0.9%	0.7%	0.8%	0.8%
% of FP17s Relating to Continuations	19	3,374	0.6%	0.8%	0.9%	0.9%
% of Patients satisfied with the dentistry they have received	1	1	N/A	93.3%	93.6%	93.2%
% of Patients satisfied with the time they had to wait for an appointment	1	1	N/A	90.1%	88.6%	88.3%

* This is based on patients treated on this contract for their most recent course of treatment. Figures in italics indicate the base number of FP17s or Patient Questionnaire responses are less than 100. N/A is shown where the base number of responses is less than 10 during the period. % is calculated as Quantity/Base number*100

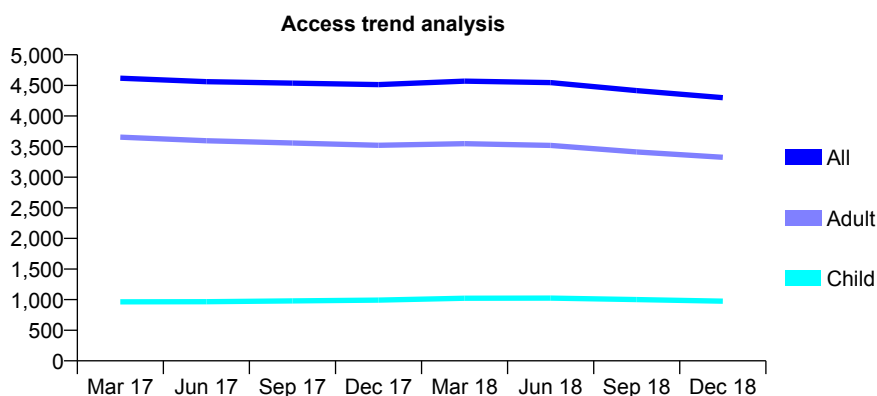
Q54 - Vital Signs At a Glance Contract Report for 325708/0023 - December 2018

Name or company name	Balbir S Bhandal, Amrik S Bhandal & Baljit
Contract type name	GDS Contract
Purpose of contract	General
Contract start date	02/01/2008
Contract end date	

18/19 Contracted general activity (UDA)	13,357
Carry forward general activity (UDA)	80
18/19 Contracted orthodontic activity (UOA)	0
Carry forward orthodontic activity (UOA)	0
Baseline contract value	£326,509.53

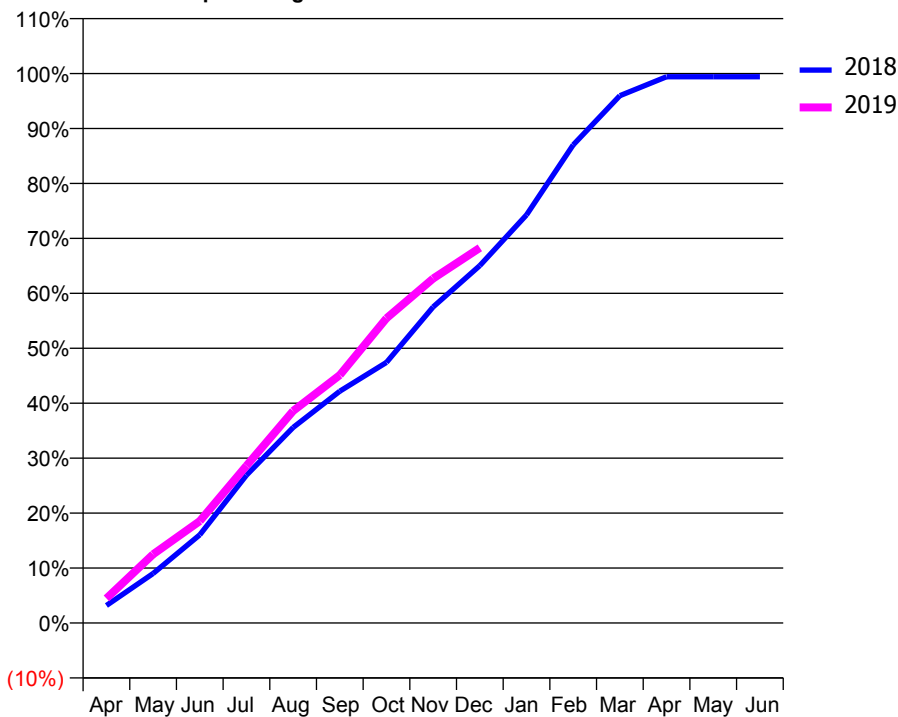
ACCESS*

Patients seen in 24 months	Total	Change since previous quarter
Quarter ending December 2017	4,514	
Quarter ending March 2018	4,569	→
Quarter ending June 2018	4,546	→
Quarter ending September 2018	4,414	↓
Quarter ending December 2018	4,300	↓
Variance since December 2017	(4.7%)	↓



ACTIVITY

Cumulative percentage of contracted UDA delivered 2018 & 2019



Month	Adjusted Scheduled Activity (UDA)	
	2018	2019
April	425	597
May	1,203	1,671
June	2,145	2,477
July	3,592	3,824
August	4,754	5,157
September	5,635	6,028
October	6,337	7,407
November	7,682	8,372
December	8,688	9,119
January	9,920	
February	11,621	
March	12,819	
April	13,277	
May	13,277	
June	13,277	

QUALITY

	Quantity	Base Number	Contract	AT	Region	England
% of FP17s for the same patient ID Re-attending within 3 months - Children	55	790	7.0%	9.9%	11.6%	11.8%
% of FP17s for the same patient ID Re-attending within 3 months - Adults	394	3,152	12.5%	14.7%	15.1%	15.6%
% of FP17s for the same patient ID Re-attending between 3 & 9 months - Children	341	790	43.2%	53.0%	59.9%	58.8%
% of FP17s for the same patient ID Re-attending between 3 & 9 months - Adults	1,757	3,152	55.7%	47.8%	52.0%	51.0%
% of FP17s for Band 1 Urgent Courses	196	3,788	5.2%	7.9%	8.0%	9.0%
% of FP17s Relating to Free Repair or Replacements	22	3,788	0.6%	0.7%	0.8%	0.8%
% of FP17s Relating to Continuations	52	3,788	1.4%	0.8%	0.9%	0.9%
% of Patients satisfied with the dentistry they have received	1	1	N/A	93.3%	93.6%	93.2%
% of Patients satisfied with the time they had to wait for an appointment	1	1	N/A	90.1%	88.6%	88.3%

* This is based on patients treated on this contract for their most recent course of treatment. Figures in italics indicate the base number of FP17s or Patient Questionnaire responses are less than 100. N/A is shown where the base number of responses is less than 10 during the period. % is calculated as Quantity/Base number*100

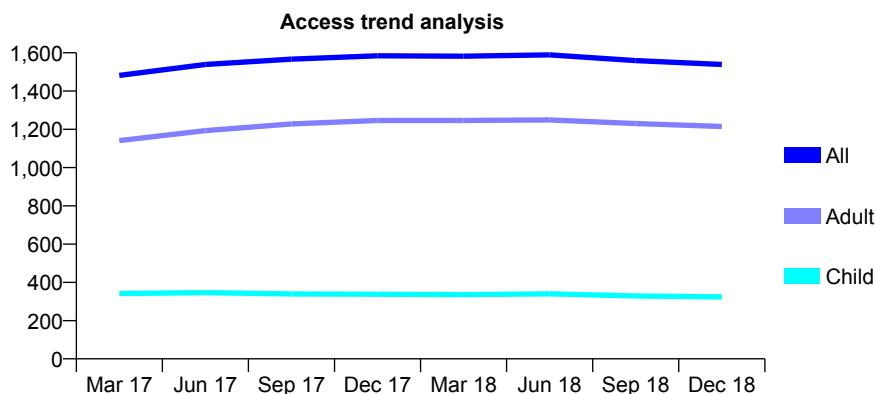
Q54 - Vital Signs At a Glance Contract Report for 326496/0001 - December 2018

Name or company name	MR D MAHGEREFTEH
Contract type name	GDS Contract
Purpose of contract	General
Contract start date	01/04/2006
Contract end date	

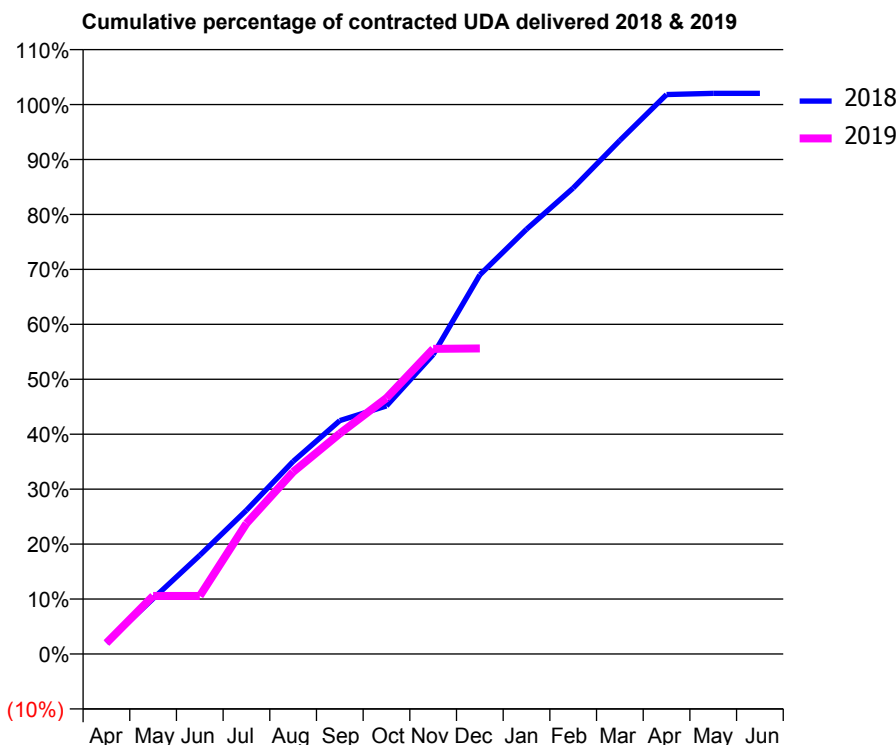
18/19 Contracted general activity (UDA)	7,433
Carry forward general activity (UDA)	-148
18/19 Contracted orthodontic activity (UOA)	0
Carry forward orthodontic activity (UOA)	0
Baseline contract value	£237,019.33

ACCESS*

Patients seen in 24 months	Total	Change since previous quarter
Quarter ending December 2017	1,584	
Quarter ending March 2018	1,582	→
Quarter ending June 2018	1,589	→
Quarter ending September 2018	1,559	↓
Quarter ending December 2018	1,539	↓
Variance since December 2017	(2.8%)	↓



ACTIVITY



Month	Adjusted Scheduled Activity (UDA)	
	2018	2019
April	149	148
May	750	786
June	1,336	786
July	1,945	1,767
August	2,606	2,462
September	3,158	2,982
October	3,355	3,462
November	4,051	4,129
December	5,129	4,133
January	5,745	
February	6,304	
March	6,947	
April	7,568	
May	7,585	
June	7,585	

QUALITY

	Quantity	Base Number	Contract	AT	Region	England
% of FP17s for the same patient ID Re-attending within 3 months - Children	27	333	8.1%	9.9%	11.6%	11.8%
% of FP17s for the same patient ID Re-attending within 3 months - Adults	206	1,206	17.1%	14.7%	15.1%	15.6%
% of FP17s for the same patient ID Re-attending between 3 & 9 months - Children	206	333	61.9%	53.0%	59.9%	58.8%
% of FP17s for the same patient ID Re-attending between 3 & 9 months - Adults	733	1,206	60.8%	47.8%	52.0%	51.0%
% of FP17s for Band 1 Urgent Courses	79	1,312	6.0%	7.9%	8.0%	9.0%
% of FP17s Relating to Free Repair or Replacements	32	1,312	2.4%	0.7%	0.8%	0.8%
% of FP17s Relating to Continuations	22	1,312	1.7%	0.8%	0.9%	0.9%
% of Patients satisfied with the dentistry they have received	3	3	N/A	93.3%	93.6%	93.2%
% of Patients satisfied with the time they had to wait for an appointment	3	3	N/A	90.1%	88.6%	88.3%

* This is based on patients treated on this contract for their most recent course of treatment. Figures in italics indicate the base number of FP17s or Patient Questionnaire responses are less than 100. N/A is shown where the base number of responses is less than 10 during the period. % is calculated as Quantity/Base number*100

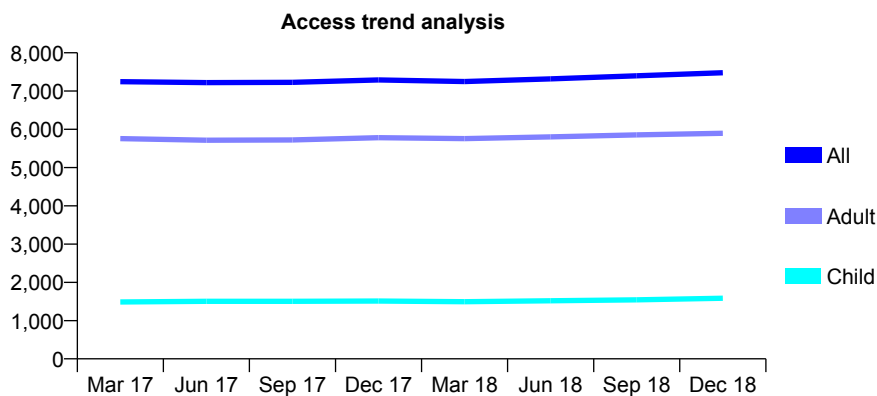
Q54 - Vital Signs At a Glance Contract Report for 326666/0002 - December 2018

Name or company name	Cadbury Dental Practice
Contract type name	GDS Contract
Purpose of contract	General
Contract start date	01/04/2006
Contract end date	

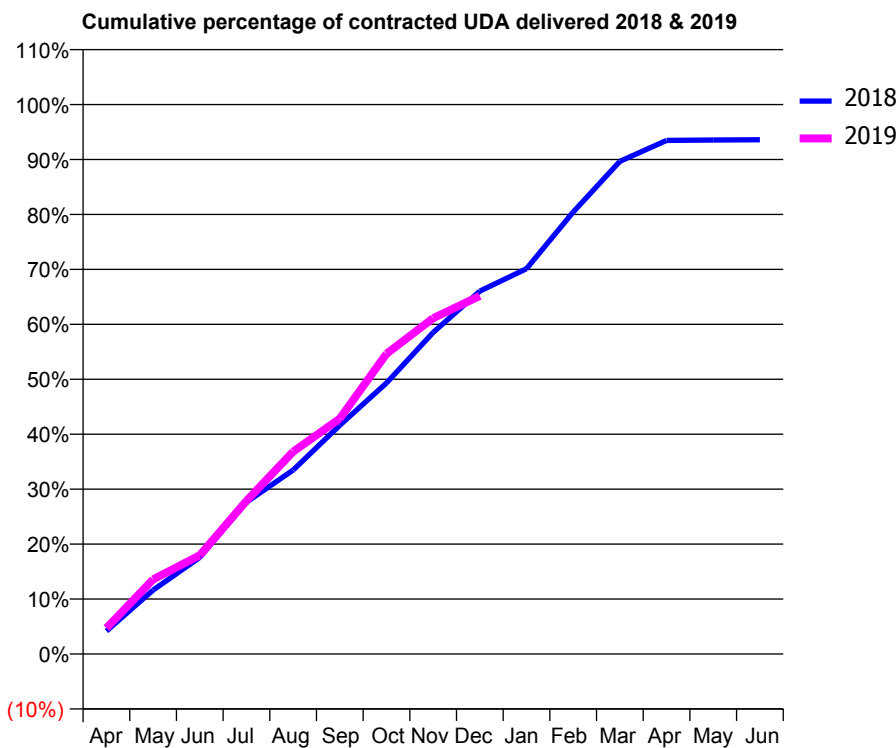
18/19 Contracted general activity (UDA)	16,970
Carry forward general activity (UDA)	0
18/19 Contracted orthodontic activity (UOA)	0
Carry forward orthodontic activity (UOA)	0
Baseline contract value	£449,759.69

ACCESS*

Patients seen in 24 months	Total	Change since previous quarter
Quarter ending December 2017	7,292	
Quarter ending March 2018	7,249	→
Quarter ending June 2018	7,320	→
Quarter ending September 2018	7,397	→
Quarter ending December 2018	7,479	→
Variance since December 2017	2.6%	↑



ACTIVITY



Month	Adjusted Scheduled Activity (UDA)	
	2018	2019
April	709	799
May	1,974	2,303
June	2,986	3,049
July	4,687	4,728
August	5,683	6,248
September	7,063	7,272
October	8,370	9,273
November	9,930	10,371
December	11,206	11,061
January	11,900	
February	13,648	
March	15,213	
April	15,859	
May	15,874	
June	15,879	

QUALITY

	Quantity	Base Number	Contract	AT	Region	England
% of FP17s for the same patient ID Re-attending within 3 months - Children	70	1,578	4.4%	9.9%	11.6%	11.8%
% of FP17s for the same patient ID Re-attending within 3 months - Adults	491	4,516	10.9%	14.7%	15.1%	15.6%
% of FP17s for the same patient ID Re-attending between 3 & 9 months - Children	779	1,578	49.4%	53.0%	59.9%	58.8%
% of FP17s for the same patient ID Re-attending between 3 & 9 months - Adults	1,535	4,516	34.0%	47.8%	52.0%	51.0%
% of FP17s for Band 1 Urgent Courses	374	5,574	6.7%	7.9%	8.0%	9.0%
% of FP17s Relating to Free Repair or Replacements	49	5,574	0.9%	0.7%	0.8%	0.8%
% of FP17s Relating to Continuations	95	5,574	1.7%	0.8%	0.9%	0.9%
% of Patients satisfied with the dentistry they have received	3	3	N/A	93.3%	93.6%	93.2%
% of Patients satisfied with the time they had to wait for an appointment	3	3	N/A	90.1%	88.6%	88.3%

* This is based on patients treated on this contract for their most recent course of treatment. Figures in italics indicate the base number of FP17s or Patient Questionnaire responses are less than 100. N/A is shown where the base number of responses is less than 10 during the period. % is calculated as Quantity/Base number*100

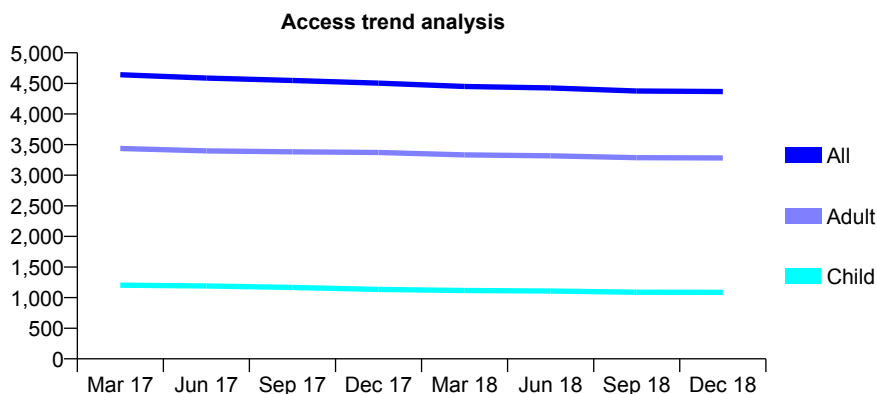
Q54 - Vital Signs At a Glance Contract Report for 327875/0001 - December 2018

Name or company name	MISS S MOSEDALE
Contract type name	GDS Contract
Purpose of contract	General
Contract start date	01/04/2006
Contract end date	

18/19 Contracted general activity (UDA)	16,997
Carry forward general activity (UDA)	0
18/19 Contracted orthodontic activity (UOA)	0
Carry forward orthodontic activity (UOA)	0
Baseline contract value	£384,134.84

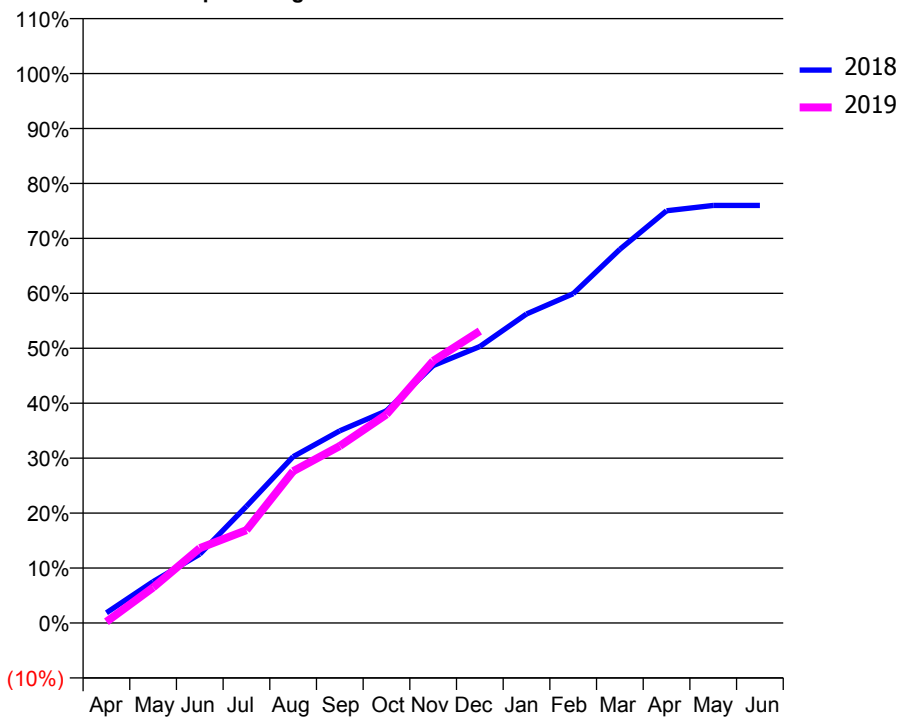
ACCESS*

Patients seen in 24 months	Total	Change since previous quarter
Quarter ending December 2017	4,505	
Quarter ending March 2018	4,450	↓
Quarter ending June 2018	4,426	→
Quarter ending September 2018	4,375	↓
Quarter ending December 2018	4,367	→
Variance since December 2017	(3.1%)	↓



ACTIVITY

Cumulative percentage of contracted UDA delivered 2018 & 2019



Month	Adjusted Scheduled Activity (UDA)	
	2018	2019
April	315	38
May	1,281	1,098
June	2,131	2,315
July	3,612	2,871
August	5,147	4,696
September	5,945	5,475
October	6,565	6,455
November	7,964	8,106
December	8,553	9,030
January	9,560	
February	10,186	
March	11,561	
April	12,750	
May	12,915	
June	12,916	

QUALITY

	Quantity	Base Number	Contract	AT	Region	England
% of FP17s for the same patient ID Re-attending within 3 months - Children	100	1,369	7.3%	9.9%	11.6%	11.8%
% of FP17s for the same patient ID Re-attending within 3 months - Adults	587	4,155	14.1%	14.7%	15.1%	15.6%
% of FP17s for the same patient ID Re-attending between 3 & 9 months - Children	921	1,369	67.3%	53.0%	59.9%	58.8%
% of FP17s for the same patient ID Re-attending between 3 & 9 months - Adults	2,576	4,155	62.0%	47.8%	52.0%	51.0%
% of FP17s for Band 1 Urgent Courses	314	4,867	6.5%	7.9%	8.0%	9.0%
% of FP17s Relating to Free Repair or Replacements	61	4,867	1.3%	0.7%	0.8%	0.8%
% of FP17s Relating to Continuations	36	4,867	0.7%	0.8%	0.9%	0.9%
% of Patients satisfied with the dentistry they have received	1	1	N/A	93.3%	93.6%	93.2%
% of Patients satisfied with the time they had to wait for an appointment	1	1	N/A	90.1%	88.6%	88.3%

* This is based on patients treated on this contract for their most recent course of treatment. Figures in italics indicate the base number of FP17s or Patient Questionnaire responses are less than 100. N/A is shown where the base number of responses is less than 10 during the period. % is calculated as Quantity/Base number*100

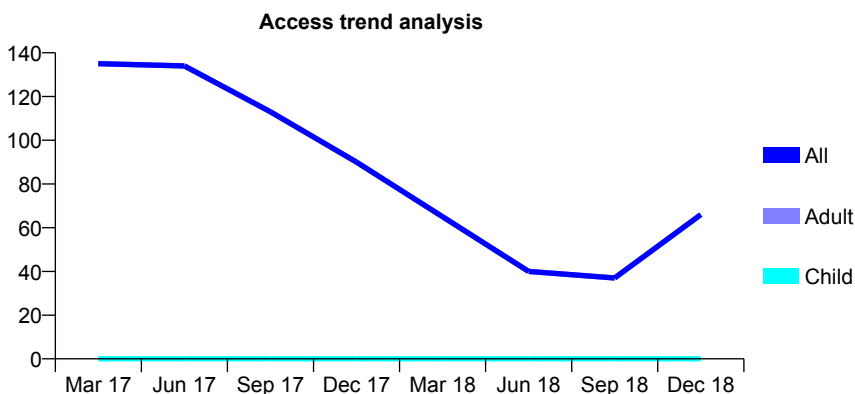
Q54 - Vital Signs At a Glance Contract Report for 328944/0001 - December 2018

Name or company name	MR P TANGRI
Contract type name	PDS Contract
Purpose of contract	General
Contract start date	01/04/2006
Contract end date	17/03/2026

18/19 Contracted general activity (UDA)	165
Carry forward general activity (UDA)	0
18/19 Contracted orthodontic activity (UOA)	0
Carry forward orthodontic activity (UOA)	0
Baseline contract value	£7,536.32

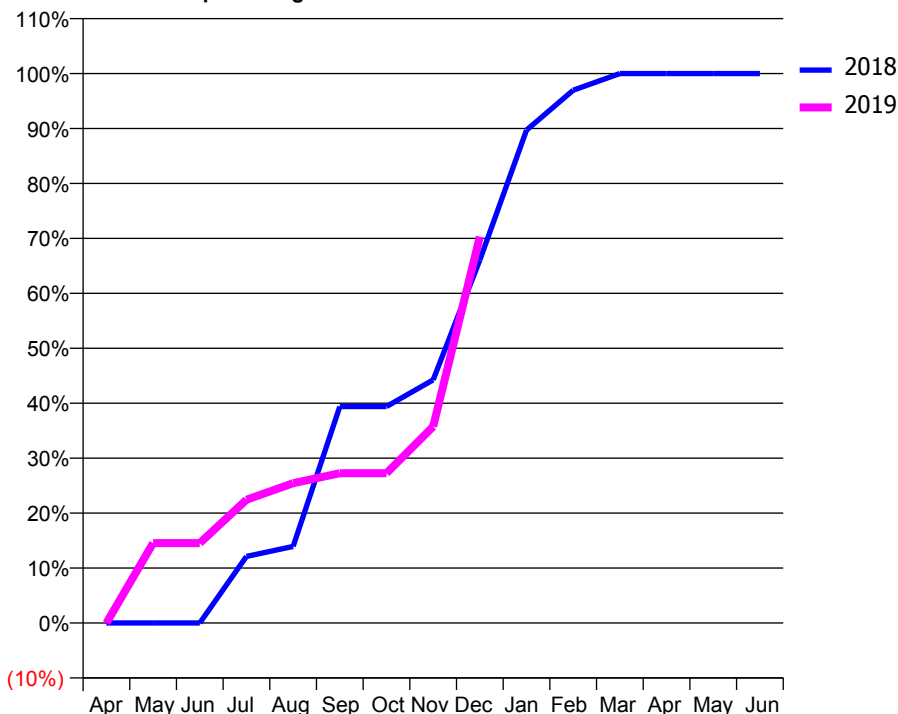
ACCESS*

Patients seen in 24 months	Total	Change since previous quarter
Quarter ending December 2017	90	
Quarter ending March 2018	65	↓
Quarter ending June 2018	40	↓
Quarter ending September 2018	37	↓
Quarter ending December 2018	66	↑
Variance since December 2017	(26.7%)	↓



ACTIVITY

Cumulative percentage of contracted UDA delivered 2018 & 2019



Month	Adjusted Scheduled Activity (UDA)	
	2018	2019
April	0	0
May	0	24
June	0	24
July	20	37
August	23	42
September	65	45
October	65	45
November	73	59
December	109	116
January	148	
February	160	
March	165	
April	165	
May	165	
June	165	

QUALITY

	Quantity	Base Number	Contract	AT	Region	England
% of FP17s for the same patient ID Re-attending within 3 months - Children	0	0	N/A	9.9%	11.6%	11.8%
% of FP17s for the same patient ID Re-attending within 3 months - Adults	0	45	0.0%	14.7%	15.1%	15.6%
% of FP17s for the same patient ID Re-attending between 3 & 9 months - Children	0	0	N/A	53.0%	59.9%	58.8%
% of FP17s for the same patient ID Re-attending between 3 & 9 months - Adults	0	45	0.0%	47.8%	52.0%	51.0%
% of FP17s for Band 1 Urgent Courses	0	45	0.0%	7.9%	8.0%	9.0%
% of FP17s Relating to Free Repair or Replacements	0	45	0.0%	0.7%	0.8%	0.8%
% of FP17s Relating to Continuations	0	45	0.0%	0.8%	0.9%	0.9%
% of Patients satisfied with the dentistry they have received	0	0	N/A	93.3%	93.6%	93.2%
% of Patients satisfied with the time they had to wait for an appointment	0	0	N/A	90.1%	88.6%	88.3%

* This is based on patients treated on this contract for their most recent course of treatment. Figures in italics indicate the base number of FP17s or Patient Questionnaire responses are less than 100. N/A is shown where the base number of responses is less than 10 during the period. % is calculated as Quantity/Base number*100

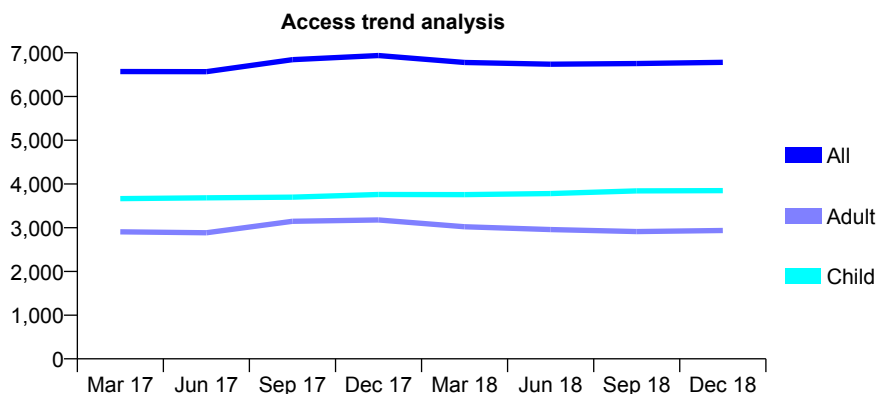
Q54 - Vital Signs At a Glance Contract Report for 328944/0002 - December 2018

Name or company name	MR P TANGRI
Contract type name	GDS Contract
Purpose of contract	General and Orthodontic
Contract start date	01/04/2006
Contract end date	

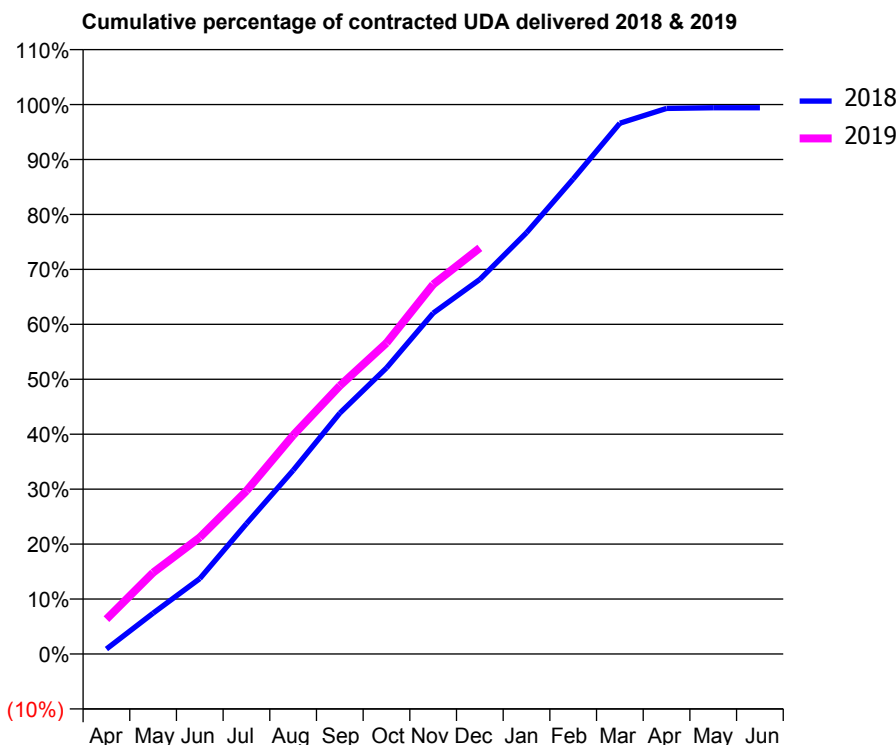
18/19 Contracted general activity (UDA)	14,197
Carry forward general activity (UDA)	82
18/19 Contracted orthodontic activity (UOA)	22
Carry forward orthodontic activity (UOA)	0
Baseline contract value	£334,137.09

ACCESS*

Patients seen in 24 months	Total	Change since previous quarter
Quarter ending December 2017	6,936	
Quarter ending March 2018	6,778	↓
Quarter ending June 2018	6,740	→
Quarter ending September 2018	6,755	→
Quarter ending December 2018	6,782	→
Variance since December 2017	(2.2%)	↓



ACTIVITY



Month	Adjusted Scheduled Activity (UDA)	
	2018	2019
April	130	900
May	1,056	2,102
June	1,948	3,013
July	3,368	4,217
August	4,744	5,653
September	6,224	6,931
October	7,391	8,037
November	8,807	9,548
December	9,679	10,494
January	10,885	
February	12,272	
March	13,715	
April	14,095	
May	14,114	
June	14,114	

QUALITY

	Quantity	Base Number	Contract	AT	Region	England
% of FP17s for the same patient ID Re-attending within 3 months - Children	505	4,651	10.9%	9.9%	11.6%	11.8%
% of FP17s for the same patient ID Re-attending within 3 months - Adults	322	2,808	11.5%	14.7%	15.1%	15.6%
% of FP17s for the same patient ID Re-attending between 3 & 9 months - Children	1,706	4,651	36.7%	53.0%	59.9%	58.8%
% of FP17s for the same patient ID Re-attending between 3 & 9 months - Adults	305	2,808	10.9%	47.8%	52.0%	51.0%
% of FP17s for Band 1 Urgent Courses	3,458	7,177	48.2%	7.9%	8.0%	9.0%
% of FP17s Relating to Free Repair or Replacements	4	7,177	0.1%	0.7%	0.8%	0.8%
% of FP17s Relating to Continuations	1	7,177	0.0%	0.8%	0.9%	0.9%
% of Patients satisfied with the dentistry they have received	4	4	N/A	93.3%	93.6%	93.2%
% of Patients satisfied with the time they had to wait for an appointment	3	4	N/A	90.1%	88.6%	88.3%

* This is based on patients treated on this contract for their most recent course of treatment. Figures in italics indicate the base number of FP17s or Patient Questionnaire responses are less than 100. N/A is shown where the base number of responses is less than 10 during the period. % is calculated as Quantity/Base number*100

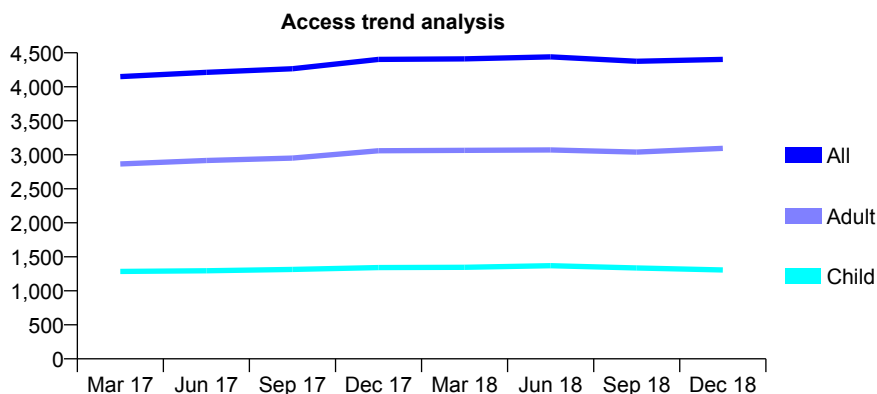
Q54 - Vital Signs At a Glance Contract Report for 330485/0002 - December 2018

Name or company name	MR I AZMAT
Contract type name	GDS Contract
Purpose of contract	General
Contract start date	01/04/2006
Contract end date	

18/19 Contracted general activity (UDA)	10,775
Carry forward general activity (UDA)	101
18/19 Contracted orthodontic activity (UOA)	0
Carry forward orthodontic activity (UOA)	0
Baseline contract value	£230,330.17

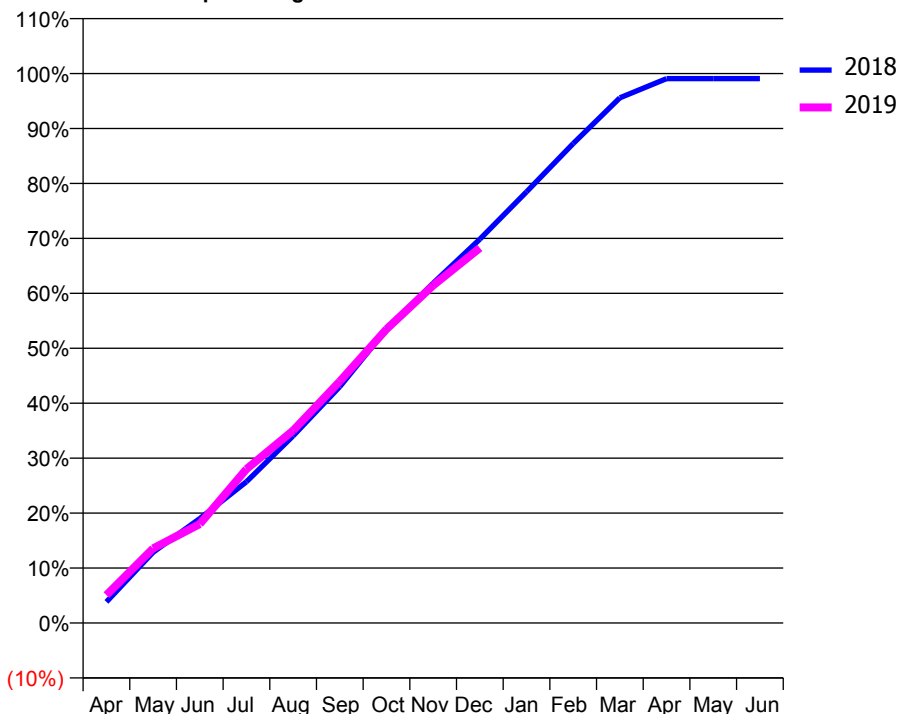
ACCESS*

Patients seen in 24 months	Total	Change since previous quarter
Quarter ending December 2017	4,403	
Quarter ending March 2018	4,411	→
Quarter ending June 2018	4,440	→
Quarter ending September 2018	4,376	↓
Quarter ending December 2018	4,403	→
Variance since December 2017	0.0%	→



ACTIVITY

Cumulative percentage of contracted UDA delivered 2018 & 2019



Month	Adjusted Scheduled Activity (UDA)	
	2018	2019
April	415	547
May	1,388	1,462
June	2,048	1,942
July	2,771	3,018
August	3,671	3,774
September	4,634	4,740
October	5,760	5,762
November	6,663	6,620
December	7,528	7,354
January	8,454	
February	9,401	
March	10,297	
April	10,674	
May	10,674	
June	10,674	

QUALITY

	Quantity	Base Number	Contract	AT	Region	England
% of FP17s for the same patient ID Re-attending within 3 months - Children	70	1,006	7.0%	9.9%	11.6%	11.8%
% of FP17s for the same patient ID Re-attending within 3 months - Adults	362	2,486	14.6%	14.7%	15.1%	15.6%
% of FP17s for the same patient ID Re-attending between 3 & 9 months - Children	332	1,006	33.0%	53.0%	59.9%	58.8%
% of FP17s for the same patient ID Re-attending between 3 & 9 months - Adults	840	2,486	33.8%	47.8%	52.0%	51.0%
% of FP17s for Band 1 Urgent Courses	587	3,363	17.5%	7.9%	8.0%	9.0%
% of FP17s Relating to Free Repair or Replacements	1	3,363	0.0%	0.7%	0.8%	0.8%
% of FP17s Relating to Continuations	9	3,363	0.3%	0.8%	0.9%	0.9%
% of Patients satisfied with the dentistry they have received	0	0	N/A	93.3%	93.6%	93.2%
% of Patients satisfied with the time they had to wait for an appointment	0	0	N/A	90.1%	88.6%	88.3%

* This is based on patients treated on this contract for their most recent course of treatment. Figures in italics indicate the base number of FP17s or Patient Questionnaire responses are less than 100. N/A is shown where the base number of responses is less than 10 during the period. % is calculated as Quantity/Base number*100

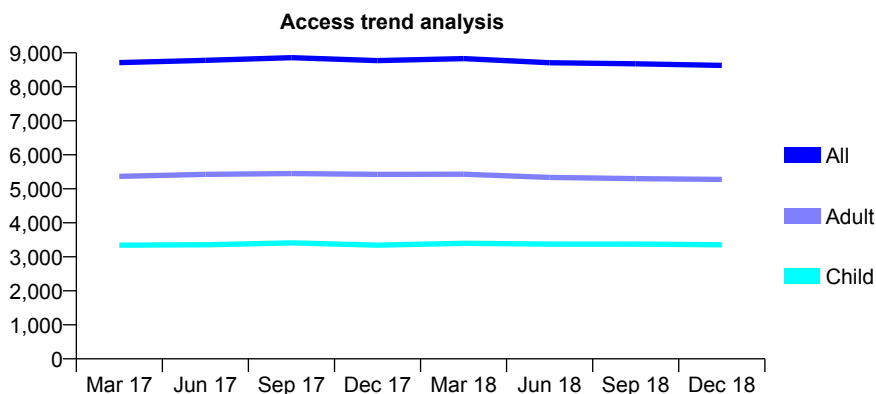
Q54 - Vital Signs At a Glance Contract Report for 330485/0003 - December 2018

Name or company name	MR I AZMAT
Contract type name	GDS Contract
Purpose of contract	General
Contract start date	01/04/2006
Contract end date	

18/19 Contracted general activity (UDA)	24,125
Carry forward general activity (UDA)	871
18/19 Contracted orthodontic activity (UOA)	0
Carry forward orthodontic activity (UOA)	0
Baseline contract value	£507,948.42

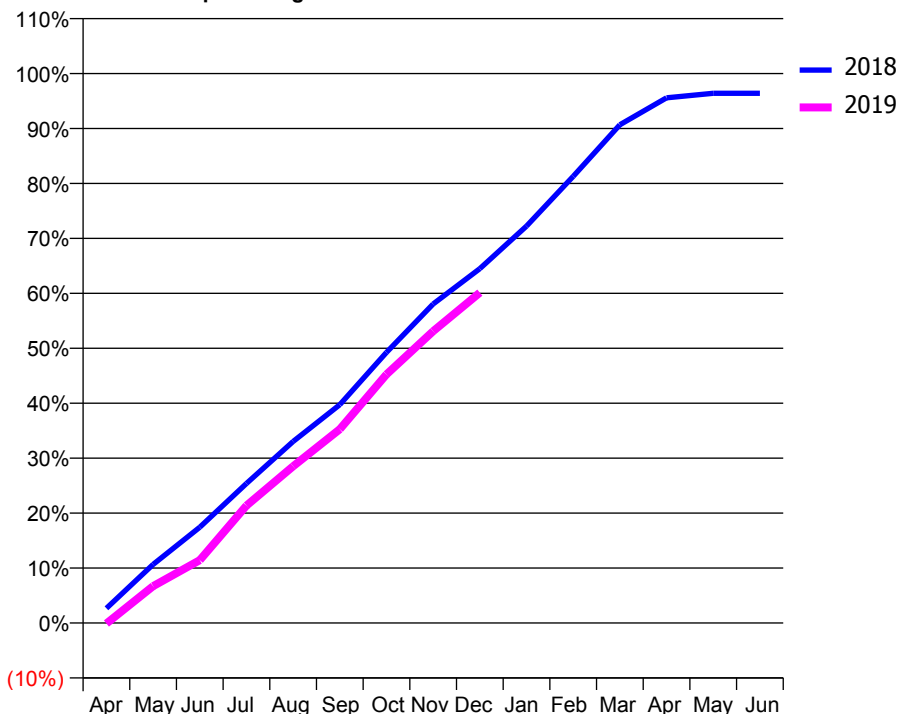
ACCESS*

Patients seen in 24 months	Total	Change since previous quarter
Quarter ending December 2017	8,770	
Quarter ending March 2018	8,829	→
Quarter ending June 2018	8,707	↓
Quarter ending September 2018	8,677	→
Quarter ending December 2018	8,629	→
Variance since December 2017	(1.6%)	↓



ACTIVITY

Cumulative percentage of contracted UDA delivered 2018 & 2019



Month	Adjusted Scheduled Activity (UDA)	
	2018	2019
April	649	-28
May	2,575	1,620
June	4,205	2,761
July	6,126	5,157
August	7,971	6,880
September	9,588	8,511
October	11,884	10,914
November	14,005	12,810
December	15,558	14,502
January	17,428	
February	19,609	
March	21,873	
April	23,056	
May	23,254	
June	23,254	

QUALITY

	Quantity	Base Number	Contract	AT	Region	England
% of FP17s for the same patient ID Re-attending within 3 months - Children	171	2,597	6.6%	9.9%	11.6%	11.8%
% of FP17s for the same patient ID Re-attending within 3 months - Adults	424	3,568	11.9%	14.7%	15.1%	15.6%
% of FP17s for the same patient ID Re-attending between 3 & 9 months - Children	783	2,597	30.2%	53.0%	59.9%	58.8%
% of FP17s for the same patient ID Re-attending between 3 & 9 months - Adults	1,018	3,568	28.5%	47.8%	52.0%	51.0%
% of FP17s for Band 1 Urgent Courses	548	5,748	9.5%	7.9%	8.0%	9.0%
% of FP17s Relating to Free Repair or Replacements	2	5,748	0.0%	0.7%	0.8%	0.8%
% of FP17s Relating to Continuations	3	5,748	0.1%	0.8%	0.9%	0.9%
% of Patients satisfied with the dentistry they have received	1	1	N/A	93.3%	93.6%	93.2%
% of Patients satisfied with the time they had to wait for an appointment	1	1	N/A	90.1%	88.6%	88.3%

* This is based on patients treated on this contract for their most recent course of treatment. Figures in italics indicate the base number of FP17s or Patient Questionnaire responses are less than 100. N/A is shown where the base number of responses is less than 10 during the period. % is calculated as Quantity/Base number*100

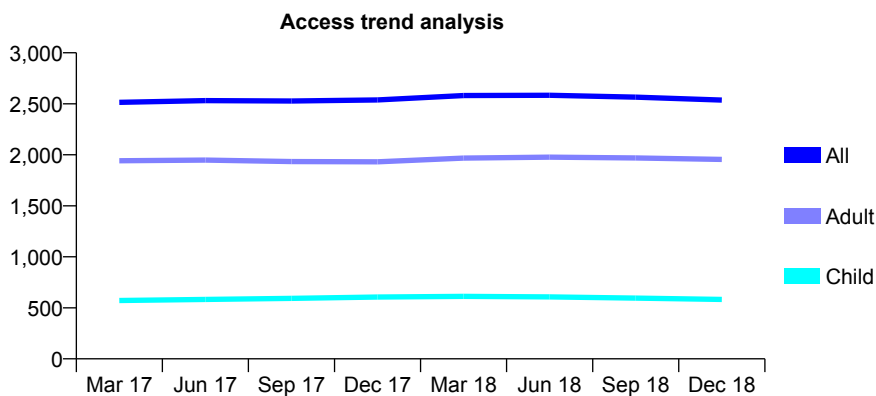
Q54 - Vital Signs At a Glance Contract Report for 330485/0004 - December 2018

Name or company name	MR I AZMAT
Contract type name	GDS Contract
Purpose of contract	General
Contract start date	01/04/2006
Contract end date	

18/19 Contracted general activity (UDA)	7,740
Carry forward general activity (UDA)	269
18/19 Contracted orthodontic activity (UOA)	0
Carry forward orthodontic activity (UOA)	0
Baseline contract value	£153,778.28

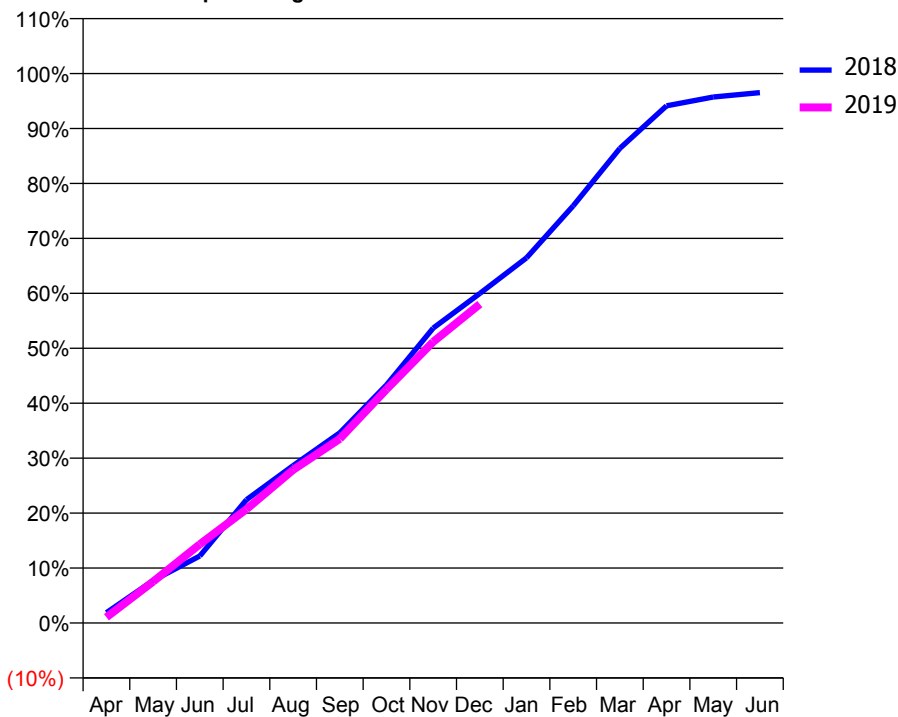
ACCESS*

Patients seen in 24 months	Total	Change since previous quarter
Quarter ending December 2017	2,538	
Quarter ending March 2018	2,581	→
Quarter ending June 2018	2,584	→
Quarter ending September 2018	2,565	→
Quarter ending December 2018	2,537	↓
Variance since December 2017	(0.0%)	→



ACTIVITY

Cumulative percentage of contracted UDA delivered 2018 & 2019



Month	Adjusted Scheduled Activity (UDA)	
	2018	2019
April	146	82
May	598	583
June	944	1,108
July	1,737	1,603
August	2,216	2,157
September	2,679	2,594
October	3,353	3,292
November	4,153	3,960
December	4,643	4,492
January	5,143	
February	5,876	
March	6,686	
April	7,285	
May	7,408	
June	7,471	

QUALITY

	Quantity	Base Number	Contract	AT	Region	England
% of FP17s for the same patient ID Re-attending within 3 months - Children	19	479	4.0%	9.9%	11.6%	11.8%
% of FP17s for the same patient ID Re-attending within 3 months - Adults	137	1,571	8.7%	14.7%	15.1%	15.6%
% of FP17s for the same patient ID Re-attending between 3 & 9 months - Children	261	479	54.5%	53.0%	59.9%	58.8%
% of FP17s for the same patient ID Re-attending between 3 & 9 months - Adults	753	1,571	47.9%	47.8%	52.0%	51.0%
% of FP17s for Band 1 Urgent Courses	109	1,882	5.8%	7.9%	8.0%	9.0%
% of FP17s Relating to Free Repair or Replacements	12	1,882	0.6%	0.7%	0.8%	0.8%
% of FP17s Relating to Continuations	22	1,882	1.2%	0.8%	0.9%	0.9%
% of Patients satisfied with the dentistry they have received	1	1	N/A	93.3%	93.6%	93.2%
% of Patients satisfied with the time they had to wait for an appointment	1	1	N/A	90.1%	88.6%	88.3%

* This is based on patients treated on this contract for their most recent course of treatment. Figures in italics indicate the base number of FP17s or Patient Questionnaire responses are less than 100. N/A is shown where the base number of responses is less than 10 during the period. % is calculated as Quantity/Base number*100

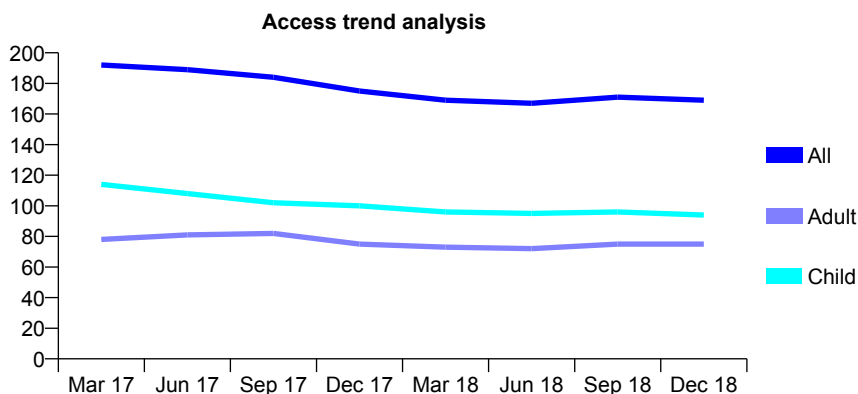
Q54 - Vital Signs At a Glance Contract Report for 331902/0001 - December 2018

Name or company name	MR MA PLUMB
Contract type name	GDS Contract
Purpose of contract	General and Orthodontic
Contract start date	01/04/2006
Contract end date	

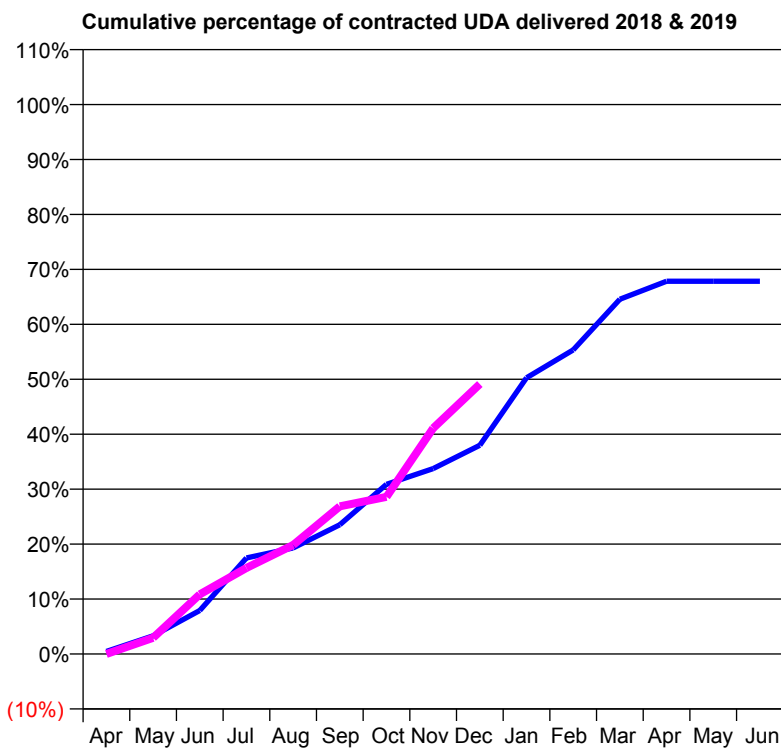
18/19 Contracted general activity (UDA)	460
Carry forward general activity (UDA)	0
18/19 Contracted orthodontic activity (UOA)	897
Carry forward orthodontic activity (UOA)	0
Baseline contract value	£73,056.58

ACCESS*

Patients seen in 24 months	Total	Change since previous quarter
Quarter ending December 2017	175	
Quarter ending March 2018	169	↓
Quarter ending June 2018	167	↓
Quarter ending September 2018	171	↑
Quarter ending December 2018	169	↓
Variance since December 2017	(3.4%)	↓



ACTIVITY



Month	Adjusted Scheduled Activity (UDA)	
	2018	2019
April	2	0
May	15	14
June	36	50
July	80	72
August	89	91
September	108	124
October	142	132
November	155	189
December	175	226
January	231	
February	255	
March	297	
April	312	
May	312	
June	312	

QUALITY

	Quantity	Base Number	Contract	AT	Region	England
% of FP17s for the same patient ID Re-attending within 3 months - Children	15	219	6.8%	9.9%	11.6%	11.8%
% of FP17s for the same patient ID Re-attending within 3 months - Adults	8	62	12.9%	14.7%	15.1%	15.6%
% of FP17s for the same patient ID Re-attending between 3 & 9 months - Children	74	219	33.8%	53.0%	59.9%	58.8%
% of FP17s for the same patient ID Re-attending between 3 & 9 months - Adults	31	62	50.0%	47.8%	52.0%	51.0%
% of FP17s for Band 1 Urgent Courses	10	161	6.2%	7.9%	8.0%	9.0%
% of FP17s Relating to Free Repair or Replacements	0	161	0.0%	0.7%	0.8%	0.8%
% of FP17s Relating to Continuations	0	161	0.0%	0.8%	0.9%	0.9%
% of Patients satisfied with the dentistry they have received	0	0	N/A	93.3%	93.6%	93.2%
% of Patients satisfied with the time they had to wait for an appointment	0	0	N/A	90.1%	88.6%	88.3%

* This is based on patients treated on this contract for their most recent course of treatment. Figures in italics indicate the base number of FP17s or Patient Questionnaire responses are less than 100. N/A is shown where the base number of responses is less than 10 during the period. % is calculated as Quantity/Base number*100

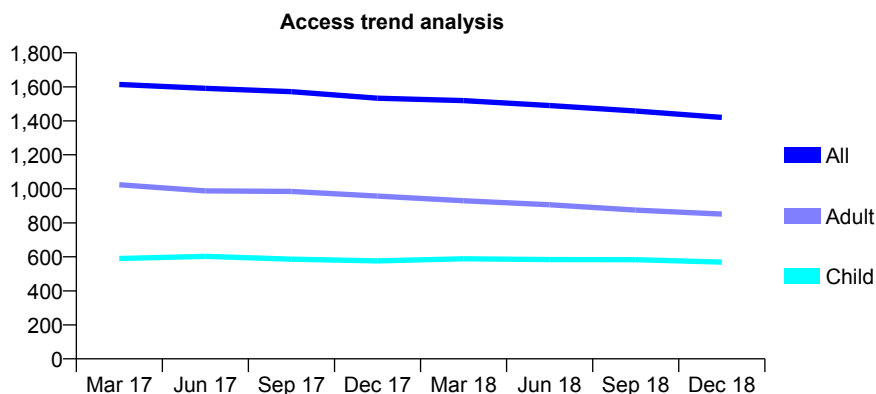
Q54 - Vital Signs At a Glance Contract Report for 332089/0001 - December 2018

Name or company name	MR C BULLARD
Contract type name	GDS Contract
Purpose of contract	General
Contract start date	01/04/2006
Contract end date	

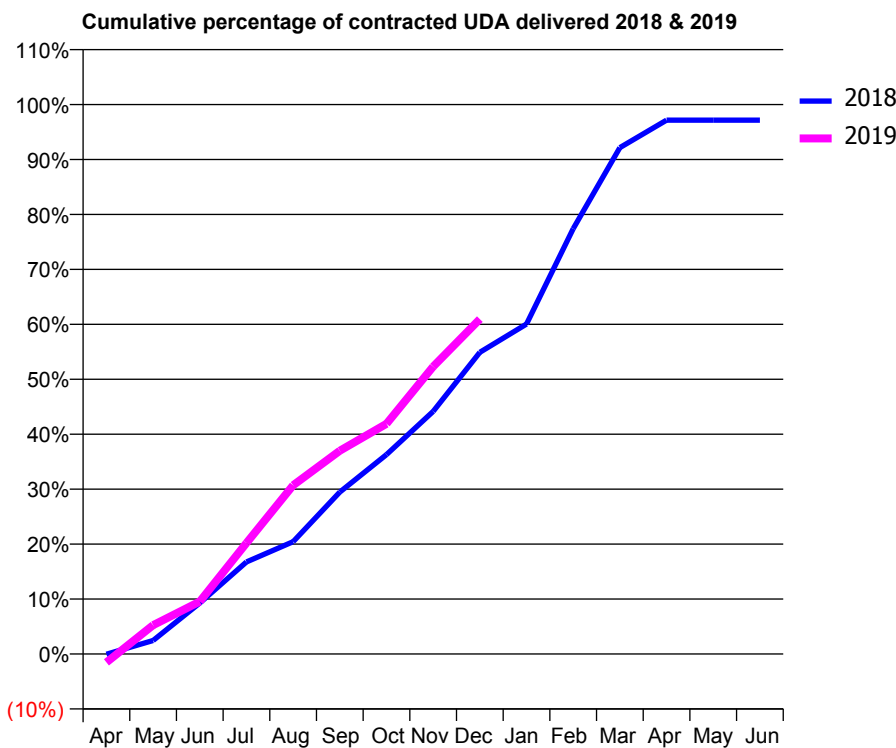
18/19 Contracted general activity (UDA)	4,250
Carry forward general activity (UDA)	178
18/19 Contracted orthodontic activity (UOA)	0
Carry forward orthodontic activity (UOA)	0
Baseline contract value	£107,512.05

ACCESS*

Patients seen in 24 months	Total	Change since previous quarter
Quarter ending December 2017	1,533	
Quarter ending March 2018	1,519	→
Quarter ending June 2018	1,490	↓
Quarter ending September 2018	1,458	↓
Quarter ending December 2018	1,420	↓
Variance since December 2017	(7.4%)	↓



ACTIVITY



Month	Adjusted Scheduled Activity (UDA)	
	2018	2019
April	-4	-66
May	154	223
June	581	406
July	1,047	859
August	1,278	1,305
September	1,842	1,572
October	2,268	1,780
November	2,759	2,223
December	3,432	2,590
January	3,753	
February	4,838	
March	5,760	
April	6,072	
May	6,072	
June	6,072	

QUALITY

	Quantity	Base Number	Contract	AT	Region	England
% of FP17s for the same patient ID Re-attending within 3 months - Children	73	766	9.5%	9.9%	11.6%	11.8%
% of FP17s for the same patient ID Re-attending within 3 months - Adults	123	706	17.4%	14.7%	15.1%	15.6%
% of FP17s for the same patient ID Re-attending between 3 & 9 months - Children	527	766	68.8%	53.0%	59.9%	58.8%
% of FP17s for the same patient ID Re-attending between 3 & 9 months - Adults	438	706	62.0%	47.8%	52.0%	51.0%
% of FP17s for Band 1 Urgent Courses	77	1,364	5.6%	7.9%	8.0%	9.0%
% of FP17s Relating to Free Repair or Replacements	7	1,364	0.5%	0.7%	0.8%	0.8%
% of FP17s Relating to Continuations	3	1,364	0.2%	0.8%	0.9%	0.9%
% of Patients satisfied with the dentistry they have received	0	0	N/A	93.3%	93.6%	93.2%
% of Patients satisfied with the time they had to wait for an appointment	0	0	N/A	90.1%	88.6%	88.3%

* This is based on patients treated on this contract for their most recent course of treatment. Figures in italics indicate the base number of FP17s or Patient Questionnaire responses are less than 100. N/A is shown where the base number of responses is less than 10 during the period. % is calculated as Quantity/Base number*100

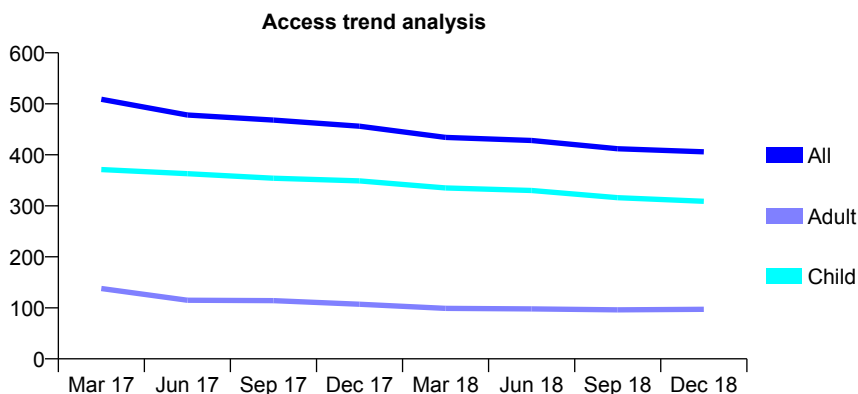
Q54 - Vital Signs At a Glance Contract Report for 334553/0001 - December 2018

Name or company name	MR AF MURPHY
Contract type name	GDS Contract
Purpose of contract	General
Contract start date	01/04/2008
Contract end date	

18/19 Contracted general activity (UDA)	1,250
Carry forward general activity (UDA)	0
18/19 Contracted orthodontic activity (UOA)	0
Carry forward orthodontic activity (UOA)	0
Baseline contract value	£31,720.14

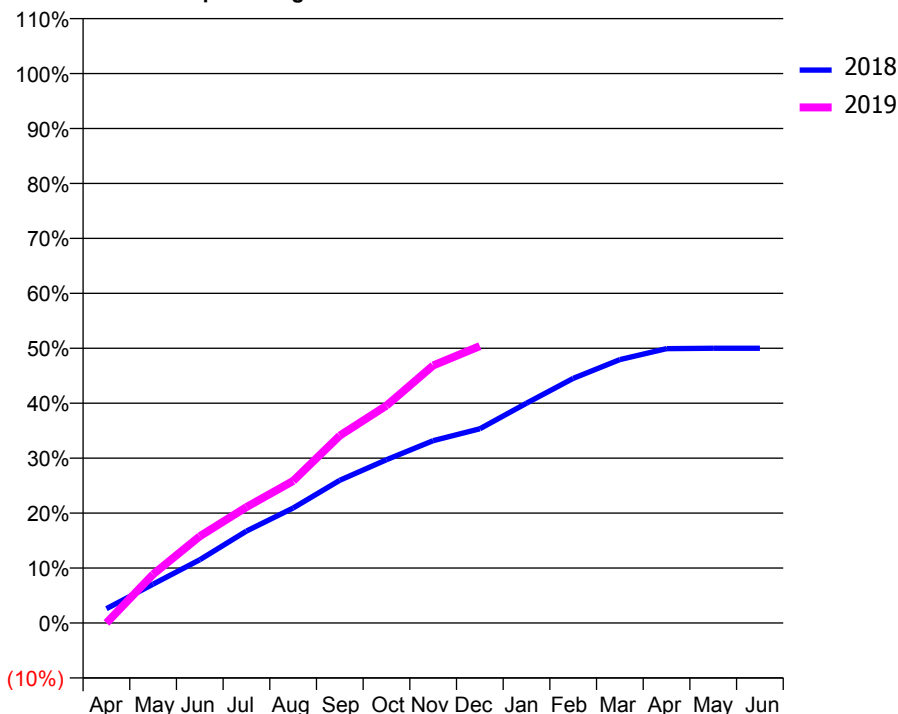
ACCESS*

Patients seen in 24 months	Total	Change since previous quarter
Quarter ending December 2017	456	
Quarter ending March 2018	434	↓
Quarter ending June 2018	428	↓
Quarter ending September 2018	412	↓
Quarter ending December 2018	406	↓
Variance since December 2017	(11.0%)	↓



ACTIVITY

Cumulative percentage of contracted UDA delivered 2018 & 2019



Adjusted Scheduled Activity (UDA)		
Month	2018	2019
April	52	0
May	142	111
June	230	197
July	334	264
August	419	323
September	519	426
October	594	495
November	664	586
December	707	630
January	800	
February	890	
March	959	
April	999	
May	1,000	
June	1,000	

QUALITY

	Quantity	Base Number	Contract	AT	Region	England
% of FP17s for the same patient ID Re-attending within 3 months - Children	42	407	10.3%	9.9%	11.6%	11.8%
% of FP17s for the same patient ID Re-attending within 3 months - Adults	16	80	20.0%	14.7%	15.1%	15.6%
% of FP17s for the same patient ID Re-attending between 3 & 9 months - Children	284	407	69.8%	53.0%	59.9%	58.8%
% of FP17s for the same patient ID Re-attending between 3 & 9 months - Adults	40	80	50.0%	47.8%	52.0%	51.0%
% of FP17s for Band 1 Urgent Courses	15	463	3.2%	7.9%	8.0%	9.0%
% of FP17s Relating to Free Repair or Replacements	0	463	0.0%	0.7%	0.8%	0.8%
% of FP17s Relating to Continuations	1	463	0.2%	0.8%	0.9%	0.9%
% of Patients satisfied with the dentistry they have received	0	0	N/A	93.3%	93.6%	93.2%
% of Patients satisfied with the time they had to wait for an appointment	0	0	N/A	90.1%	88.6%	88.3%

* This is based on patients treated on this contract for their most recent course of treatment. Figures in italics indicate the base number of FP17s or Patient Questionnaire responses are less than 100. N/A is shown where the base number of responses is less than 10 during the period. % is calculated as Quantity/Base number*100

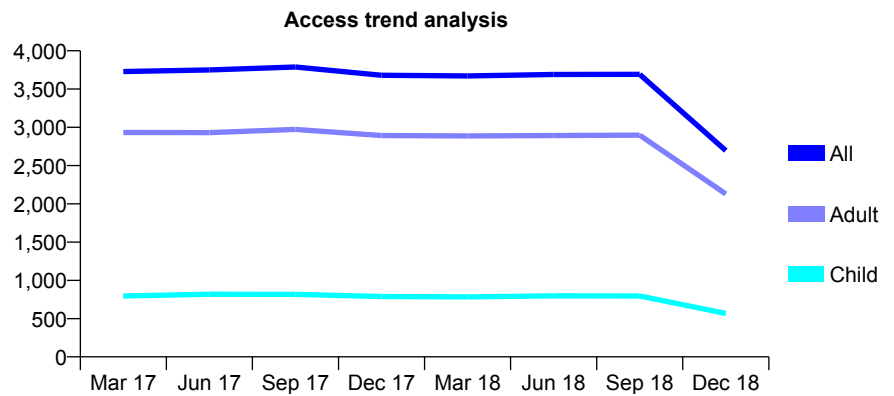
Q54 - Vital Signs At a Glance Contract Report for 335673/0001 - December 2018

Name or company name	MR RS KUDHAIL
Contract type name	PDS Contract
Purpose of contract	General
Contract start date	01/04/2006
Contract end date	30/09/2018

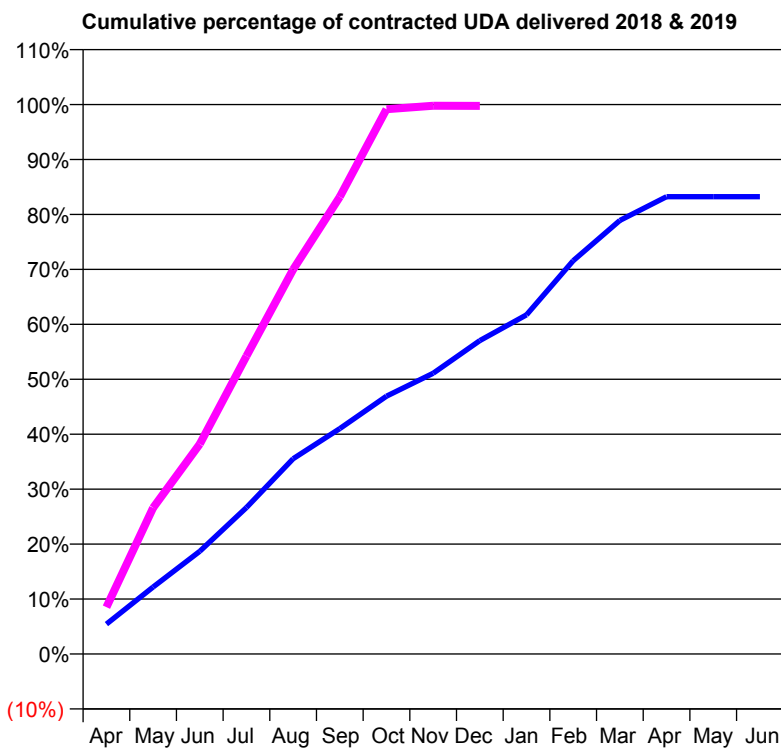
18/19 Contracted general activity (UDA)	6,451
Carry forward general activity (UDA)	0
18/19 Contracted orthodontic activity (UOA)	0
Carry forward orthodontic activity (UOA)	0
Baseline contract value	£192,893.68

ACCESS*

Patients seen in 24 months	Total	Change since previous quarter
Quarter ending December 2017	3,680	
Quarter ending March 2018	3,671	→
Quarter ending June 2018	3,690	→
Quarter ending September 2018	3,693	→
Quarter ending December 2018	2,696	↓
Variance since December 2017	(26.7%)	↓



ACTIVITY



Month	Adjusted Scheduled Activity (UDA)	
	2018	2019
April	704	551
May	1,574	1,716
June	2,414	2,465
July	3,439	3,497
August	4,585	4,514
September	5,293	5,367
October	6,054	6,396
November	6,592	6,437
December	7,358	6,436
January	7,962	
February	9,233	
March	10,181	
April	10,736	
May	10,738	
June	10,737	

QUALITY

	Quantity	Base Number	Contract	AT	Region	England
% of FP17s for the same patient ID Re-attending within 3 months - Children	35	674	5.2%	9.9%	11.6%	11.8%
% of FP17s for the same patient ID Re-attending within 3 months - Adults	358	2,644	13.5%	14.7%	15.1%	15.6%
% of FP17s for the same patient ID Re-attending between 3 & 9 months - Children	397	674	58.9%	53.0%	59.9%	58.8%
% of FP17s for the same patient ID Re-attending between 3 & 9 months - Adults	1,569	2,644	59.3%	47.8%	52.0%	51.0%
% of FP17s for Band 1 Urgent Courses	179	2,705	6.6%	7.9%	8.0%	9.0%
% of FP17s Relating to Free Repair or Replacements	29	2,705	1.1%	0.7%	0.8%	0.8%
% of FP17s Relating to Continuations	12	2,705	0.4%	0.8%	0.9%	0.9%
% of Patients satisfied with the dentistry they have received	2	2	N/A	93.3%	93.6%	93.2%
% of Patients satisfied with the time they had to wait for an appointment	2	2	N/A	90.1%	88.6%	88.3%

* This is based on patients treated on this contract for their most recent course of treatment. Figures in italics indicate the base number of FP17s or Patient Questionnaire responses are less than 100. N/A is shown where the base number of responses is less than 10 during the period. % is calculated as Quantity/Base number*100

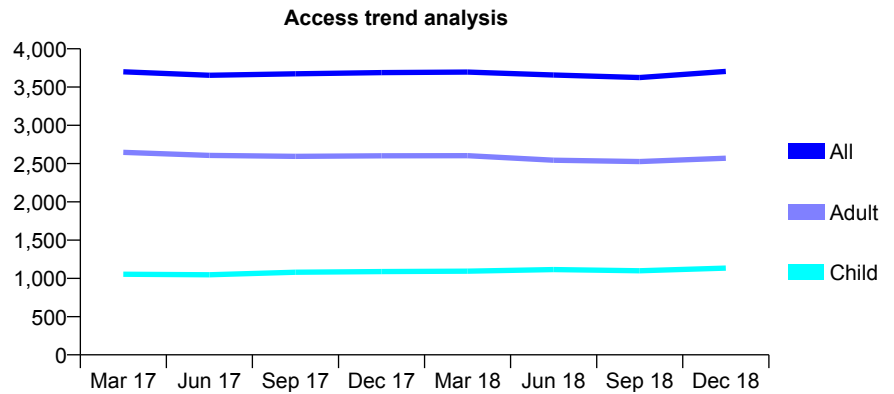
Q54 - Vital Signs At a Glance Contract Report for 336823/0002 - December 2018

Name or company name	MR F SHOJA-ASSADI
Contract type name	GDS Contract
Purpose of contract	General
Contract start date	01/04/2006
Contract end date	

18/19 Contracted general activity (UDA)	14,575
Carry forward general activity (UDA)	3
18/19 Contracted orthodontic activity (UOA)	0
Carry forward orthodontic activity (UOA)	0
Baseline contract value	£385,807.30

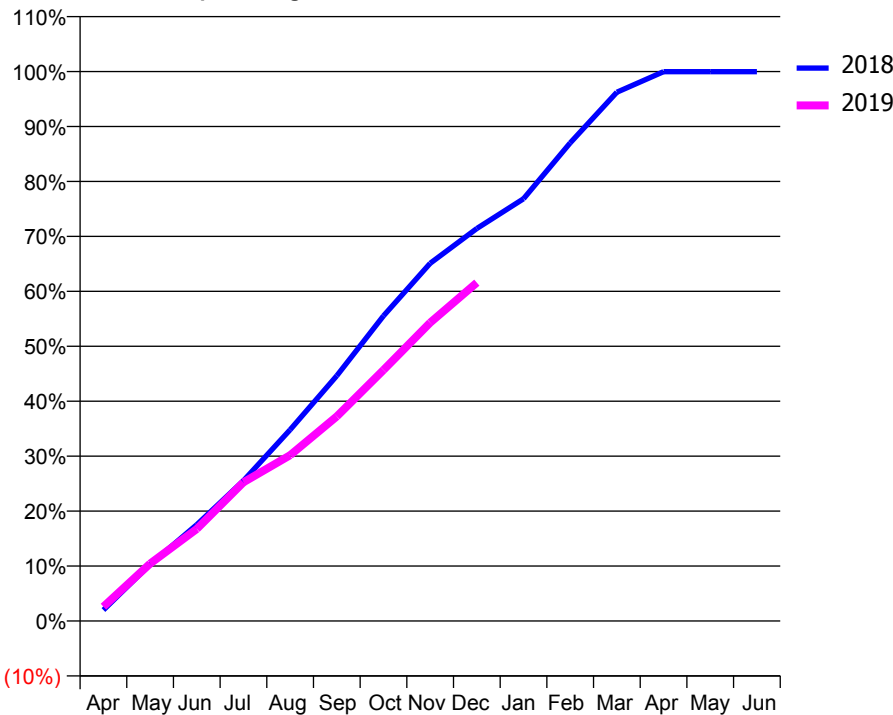
ACCESS*

Patients seen in 24 months	Total	Change since previous quarter
Quarter ending December 2017	3,689	
Quarter ending March 2018	3,696	→
Quarter ending June 2018	3,658	↓
Quarter ending September 2018	3,625	→
Quarter ending December 2018	3,704	↑
Variance since December 2017	0.4%	→



ACTIVITY

Cumulative percentage of contracted UDA delivered 2018 & 2019



Month	Adjusted Scheduled Activity (UDA)	
	2018	2019
April	293	379
May	1,502	1,522
June	2,556	2,443
July	3,721	3,681
August	5,073	4,398
September	6,506	5,426
October	8,093	6,659
November	9,488	7,915
December	10,411	8,975
January	11,199	
February	12,682	
March	14,026	
April	14,571	
May	14,571	
June	14,572	

QUALITY

	Quantity	Base Number	Contract	AT	Region	England
% of FP17s for the same patient ID Re-attending within 3 months - Children	49	947	5.2%	9.9%	11.6%	11.8%
% of FP17s for the same patient ID Re-attending within 3 months - Adults	248	2,177	11.4%	14.7%	15.1%	15.6%
% of FP17s for the same patient ID Re-attending between 3 & 9 months - Children	408	947	43.1%	53.0%	59.9%	58.8%
% of FP17s for the same patient ID Re-attending between 3 & 9 months - Adults	1,034	2,177	47.5%	47.8%	52.0%	51.0%
% of FP17s for Band 1 Urgent Courses	139	2,981	4.7%	7.9%	8.0%	9.0%
% of FP17s Relating to Free Repair or Replacements	32	2,981	1.1%	0.7%	0.8%	0.8%
% of FP17s Relating to Continuations	10	2,981	0.3%	0.8%	0.9%	0.9%
% of Patients satisfied with the dentistry they have received	0	0	N/A	93.3%	93.6%	93.2%
% of Patients satisfied with the time they had to wait for an appointment	0	0	N/A	90.1%	88.6%	88.3%

* This is based on patients treated on this contract for their most recent course of treatment. Figures in italics indicate the base number of FP17s or Patient Questionnaire responses are less than 100. N/A is shown where the base number of responses is less than 10 during the period. % is calculated as Quantity/Base number*100

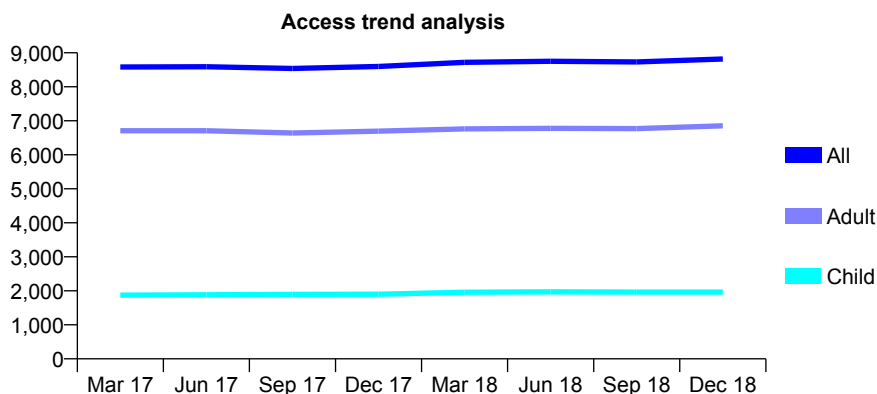
Q54 - Vital Signs At a Glance Contract Report for 339539/0001 - December 2018

Name or company name	MR D BALKRISHNA
Contract type name	GDS Contract
Purpose of contract	General
Contract start date	01/04/2006
Contract end date	

18/19 Contracted general activity (UDA)	26,139
Carry forward general activity (UDA)	0
18/19 Contracted orthodontic activity (UOA)	0
Carry forward orthodontic activity (UOA)	0
Baseline contract value	£662,631.51

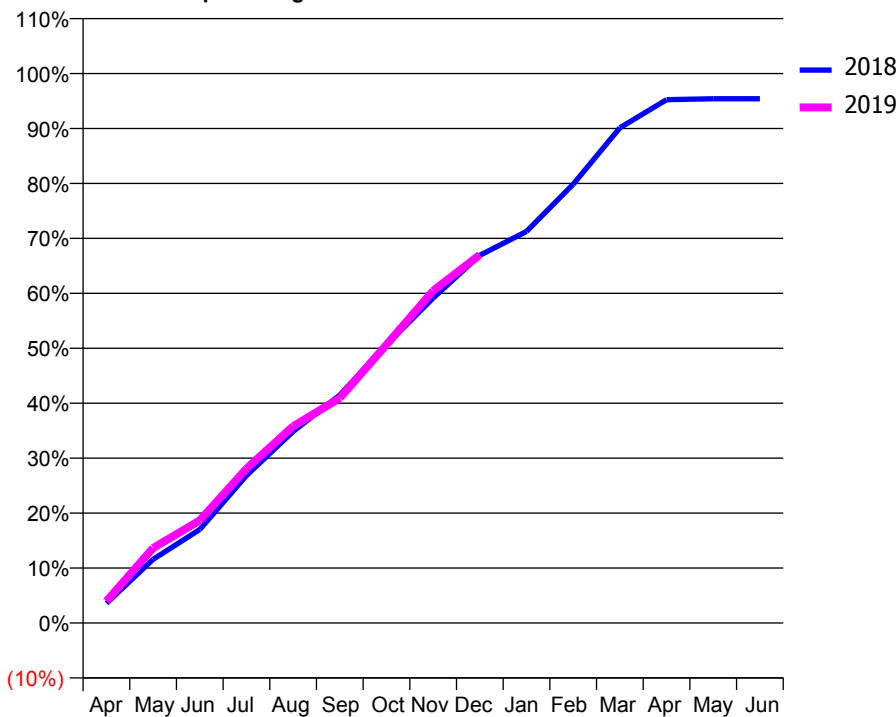
ACCESS*

Patients seen in 24 months	Total	Change since previous quarter
Quarter ending December 2017	8,598	
Quarter ending March 2018	8,719	→
Quarter ending June 2018	8,750	→
Quarter ending September 2018	8,731	→
Quarter ending December 2018	8,816	→
Variance since December 2017	2.5%	↑



ACTIVITY

Cumulative percentage of contracted UDA delivered 2018 & 2019



Month	Adjusted Scheduled Activity (UDA)	
	2018	2019
April	937	1,035
May	3,028	3,569
June	4,451	4,879
July	7,017	7,345
August	9,109	9,358
September	10,847	10,698
October	13,234	13,240
November	15,464	15,802
December	17,490	17,513
January	18,627	
February	20,869	
March	23,554	
April	24,895	
May	24,936	
June	24,938	

QUALITY

	Quantity	Base Number	Contract	AT	Region	England
% of FP17s for the same patient ID Re-attending within 3 months - Children	112	2,047	5.5%	9.9%	11.6%	11.8%
% of FP17s for the same patient ID Re-attending within 3 months - Adults	971	6,960	14.0%	14.7%	15.1%	15.6%
% of FP17s for the same patient ID Re-attending between 3 & 9 months - Children	1,264	2,047	61.7%	53.0%	59.9%	58.8%
% of FP17s for the same patient ID Re-attending between 3 & 9 months - Adults	3,830	6,960	55.0%	47.8%	52.0%	51.0%
% of FP17s for Band 1 Urgent Courses	651	8,472	7.7%	7.9%	8.0%	9.0%
% of FP17s Relating to Free Repair or Replacements	132	8,472	1.6%	0.7%	0.8%	0.8%
% of FP17s Relating to Continuations	82	8,472	1.0%	0.8%	0.9%	0.9%
% of Patients satisfied with the dentistry they have received	7	7	N/A	93.3%	93.6%	93.2%
% of Patients satisfied with the time they had to wait for an appointment	7	7	N/A	90.1%	88.6%	88.3%

* This is based on patients treated on this contract for their most recent course of treatment. Figures in italics indicate the base number of FP17s or Patient Questionnaire responses are less than 100. N/A is shown where the base number of responses is less than 10 during the period. % is calculated as Quantity/Base number*100

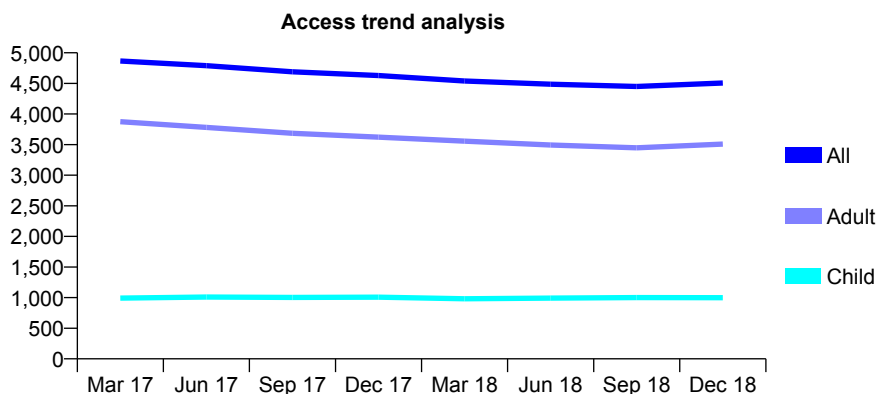
Q54 - Vital Signs At a Glance Contract Report for 345423/0003 - December 2018

Name or company name	MR T MOODLEY
Contract type name	GDS Contract
Purpose of contract	General
Contract start date	01/10/2014
Contract end date	

18/19 Contracted general activity (UDA)	14,085
Carry forward general activity (UDA)	109
18/19 Contracted orthodontic activity (UOA)	0
Carry forward orthodontic activity (UOA)	0
Baseline contract value	£300,754.19

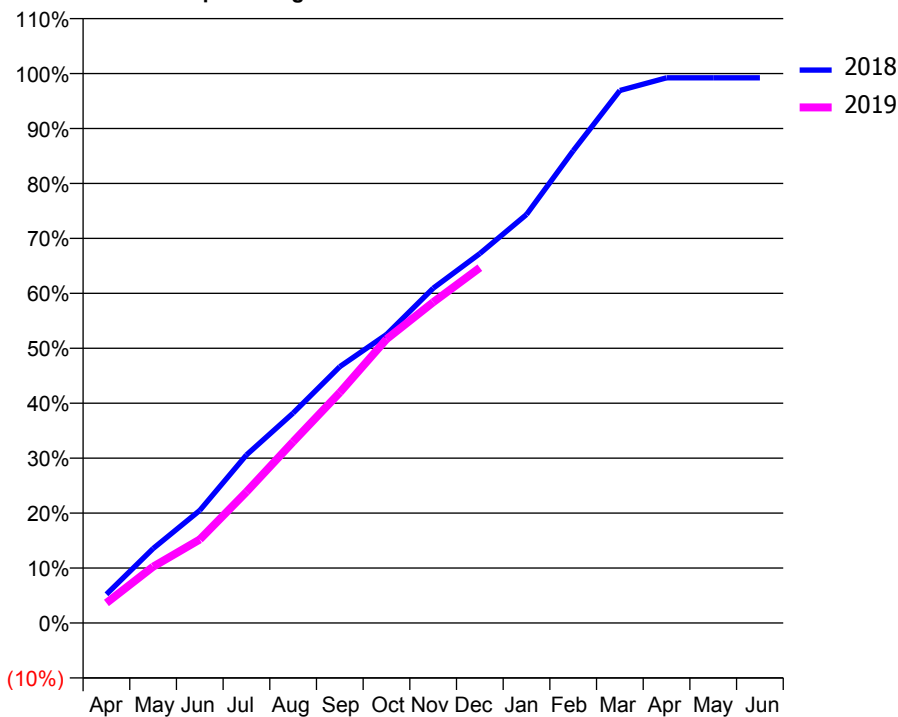
ACCESS*

Patients seen in 24 months	Total	Change since previous quarter
Quarter ending December 2017	4,628	
Quarter ending March 2018	4,539	↓
Quarter ending June 2018	4,487	↓
Quarter ending September 2018	4,449	→
Quarter ending December 2018	4,507	→
Variance since December 2017	(2.6%)	↓



ACTIVITY

Cumulative percentage of contracted UDA delivered 2018 & 2019



Month	Adjusted Scheduled Activity (UDA)	
	2018	2019
April	738	514
May	1,909	1,446
June	2,887	2,142
July	4,308	3,361
August	5,382	4,647
September	6,571	5,907
October	7,395	7,277
November	8,582	8,223
December	9,471	9,108
January	10,472	
February	12,104	
March	13,651	
April	13,976	
May	13,976	
June	13,976	

QUALITY

	Quantity	Base Number	Contract	AT	Region	England
% of FP17s for the same patient ID Re-attending within 3 months - Children	53	968	5.5%	9.9%	11.6%	11.8%
% of FP17s for the same patient ID Re-attending within 3 months - Adults	544	3,347	16.3%	14.7%	15.1%	15.6%
% of FP17s for the same patient ID Re-attending between 3 & 9 months - Children	532	968	55.0%	53.0%	59.9%	58.8%
% of FP17s for the same patient ID Re-attending between 3 & 9 months - Adults	1,577	3,347	47.1%	47.8%	52.0%	51.0%
% of FP17s for Band 1 Urgent Courses	140	4,008	3.5%	7.9%	8.0%	9.0%
% of FP17s Relating to Free Repair or Replacements	57	4,008	1.4%	0.7%	0.8%	0.8%
% of FP17s Relating to Continuations	125	4,008	3.1%	0.8%	0.9%	0.9%
% of Patients satisfied with the dentistry they have received	0	0	N/A	93.3%	93.6%	93.2%
% of Patients satisfied with the time they had to wait for an appointment	0	0	N/A	90.1%	88.6%	88.3%

* This is based on patients treated on this contract for their most recent course of treatment. Figures in italics indicate the base number of FP17s or Patient Questionnaire responses are less than 100. N/A is shown where the base number of responses is less than 10 during the period. % is calculated as Quantity/Base number*100

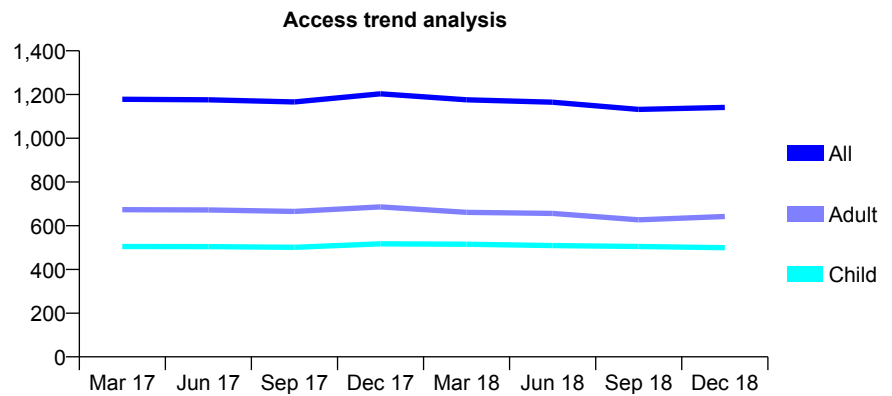
Q54 - Vital Signs At a Glance Contract Report for 345636/0001 - December 2018

Name or company name	MS F FARSHAD
Contract type name	GDS Contract
Purpose of contract	General
Contract start date	01/04/2006
Contract end date	

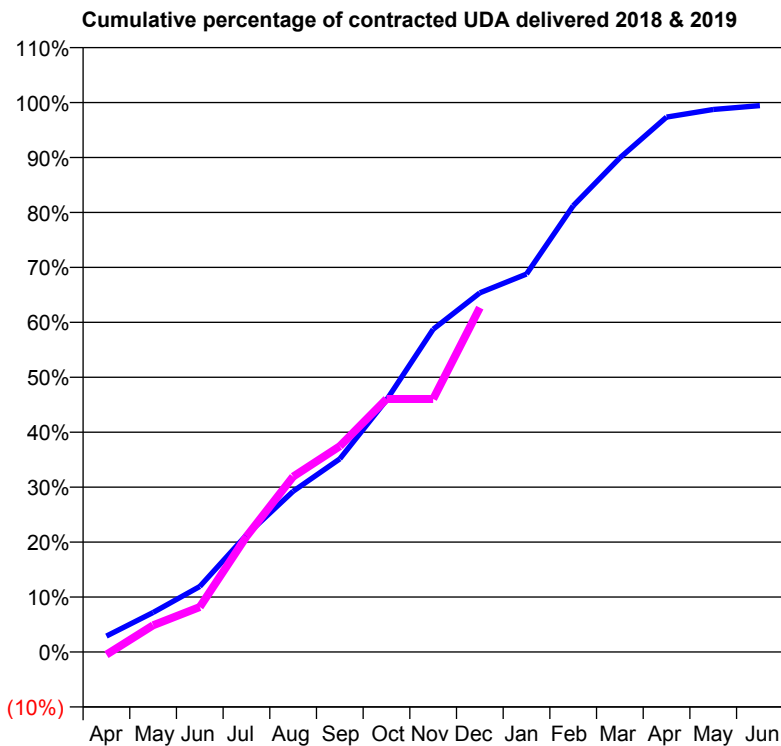
18/19 Contracted general activity (UDA)	3,655
Carry forward general activity (UDA)	20
18/19 Contracted orthodontic activity (UOA)	0
Carry forward orthodontic activity (UOA)	0
Baseline contract value	£93,297.99

ACCESS*

Patients seen in 24 months	Total	Change since previous quarter
Quarter ending December 2017	1,203	
Quarter ending March 2018	1,176	↓
Quarter ending June 2018	1,165	→
Quarter ending September 2018	1,132	↓
Quarter ending December 2018	1,141	→
Variance since December 2017	(5.2%)	↓



ACTIVITY



Adjusted Scheduled Activity (UDA)		
Month	2018	2019
April	106	-18
May	263	178
June	436	299
July	778	768
August	1,069	1,167
September	1,284	1,369
October	1,676	1,683
November	2,147	1,683
December	2,389	2,291
January	2,514	
February	2,969	
March	3,286	
April	3,558	
May	3,608	
June	3,634	

QUALITY

	Quantity	Base Number	Contract	AT	Region	England
% of FP17s for the same patient ID Re-attending within 3 months - Children	29	620	4.7%	9.9%	11.6%	11.8%
% of FP17s for the same patient ID Re-attending within 3 months - Adults	67	649	10.3%	14.7%	15.1%	15.6%
% of FP17s for the same patient ID Re-attending between 3 & 9 months - Children	404	620	65.2%	53.0%	59.9%	58.8%
% of FP17s for the same patient ID Re-attending between 3 & 9 months - Adults	382	649	58.9%	47.8%	52.0%	51.0%
% of FP17s for Band 1 Urgent Courses	105	1,183	8.9%	7.9%	8.0%	9.0%
% of FP17s Relating to Free Repair or Replacements	3	1,183	0.3%	0.7%	0.8%	0.8%
% of FP17s Relating to Continuations	1	1,183	0.1%	0.8%	0.9%	0.9%
% of Patients satisfied with the dentistry they have received	0	0	N/A	93.3%	93.6%	93.2%
% of Patients satisfied with the time they had to wait for an appointment	0	0	N/A	90.1%	88.6%	88.3%

* This is based on patients treated on this contract for their most recent course of treatment. Figures in italics indicate the base number of FP17s or Patient Questionnaire responses are less than 100. N/A is shown where the base number of responses is less than 10 during the period. % is calculated as Quantity/Base number*100

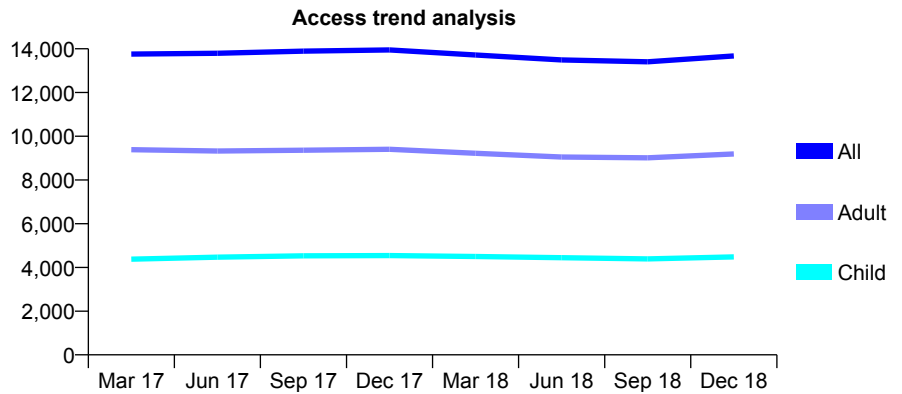
Q54 - Vital Signs At a Glance Contract Report for 345865/0001 - December 2018

Name or company name	Sherwood Dental Practice
Contract type name	GDS Contract
Purpose of contract	General
Contract start date	01/04/2006
Contract end date	

18/19 Contracted general activity (UDA)	31,270
Carry forward general activity (UDA)	54
18/19 Contracted orthodontic activity (UOA)	0
Carry forward orthodontic activity (UOA)	0
Baseline contract value	£771,194.96

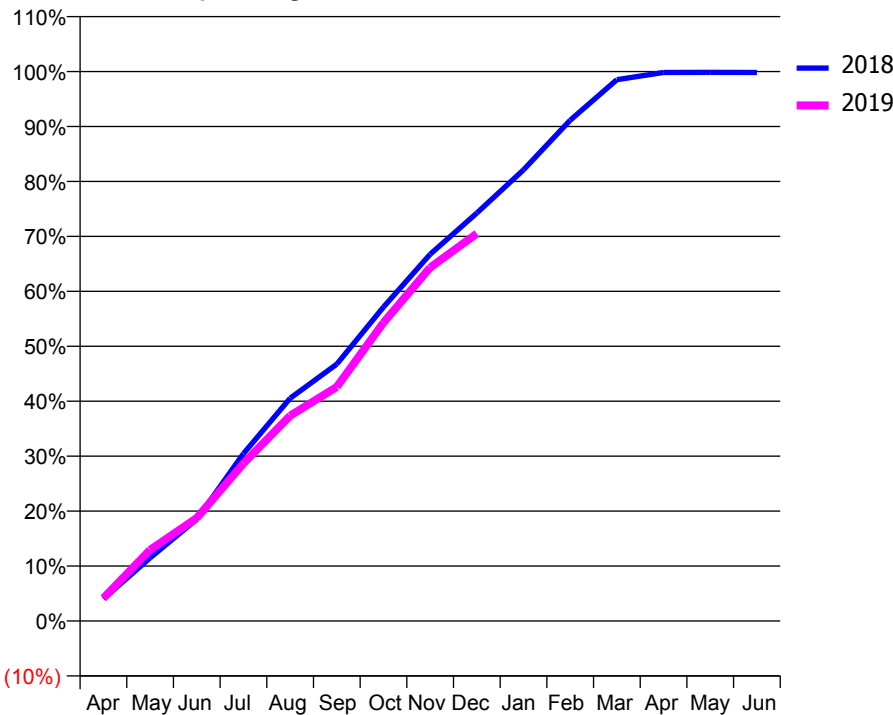
ACCESS*

Patients seen in 24 months	Total	Change since previous quarter
Quarter ending December 2017	13,949	
Quarter ending March 2018	13,716	↓
Quarter ending June 2018	13,490	↓
Quarter ending September 2018	13,403	→
Quarter ending December 2018	13,674	↑
Variance since December 2017	(2.0%)	↓



ACTIVITY

Cumulative percentage of contracted UDA delivered 2018 & 2019



Adjusted Scheduled Activity (UDA)		
Month	2018	2019
April	1,260	1,305
May	3,595	4,048
June	5,793	5,862
July	9,529	8,967
August	12,674	11,680
September	14,621	13,319
October	17,870	16,982
November	20,871	20,111
December	23,215	22,047
January	25,678	
February	28,500	
March	30,802	
April	31,216	
May	31,225	
June	31,215	

QUALITY

	Quantity	Base Number	Contract	AT	Region	England
% of FP17s for the same patient ID Re-attending within 3 months - Children	193	4,336	4.5%	9.9%	11.6%	11.8%
% of FP17s for the same patient ID Re-attending within 3 months - Adults	583	7,632	7.6%	14.7%	15.1%	15.6%
% of FP17s for the same patient ID Re-attending between 3 & 9 months - Children	2,185	4,336	50.4%	53.0%	59.9%	58.8%
% of FP17s for the same patient ID Re-attending between 3 & 9 months - Adults	3,489	7,632	45.7%	47.8%	52.0%	51.0%
% of FP17s for Band 1 Urgent Courses	516	11,671	4.4%	7.9%	8.0%	9.0%
% of FP17s Relating to Free Repair or Replacements	81	11,671	0.7%	0.7%	0.8%	0.8%
% of FP17s Relating to Continuations	36	11,671	0.3%	0.8%	0.9%	0.9%
% of Patients satisfied with the dentistry they have received	2	2	N/A	93.3%	93.6%	93.2%
% of Patients satisfied with the time they had to wait for an appointment	2	2	N/A	90.1%	88.6%	88.3%

* This is based on patients treated on this contract for their most recent course of treatment. Figures in italics indicate the base number of FP17s or Patient Questionnaire responses are less than 100. N/A is shown where the base number of responses is less than 10 during the period. % is calculated as Quantity/Base number*100

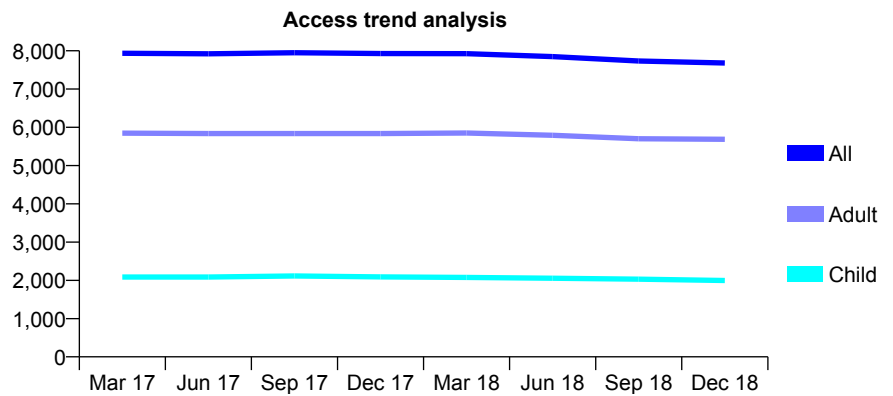
Q54 - Vital Signs At a Glance Contract Report for 345962/0001 - December 2018

Name or company name	MR JS DOSANJH
Contract type name	GDS Contract
Purpose of contract	General
Contract start date	01/04/2006
Contract end date	

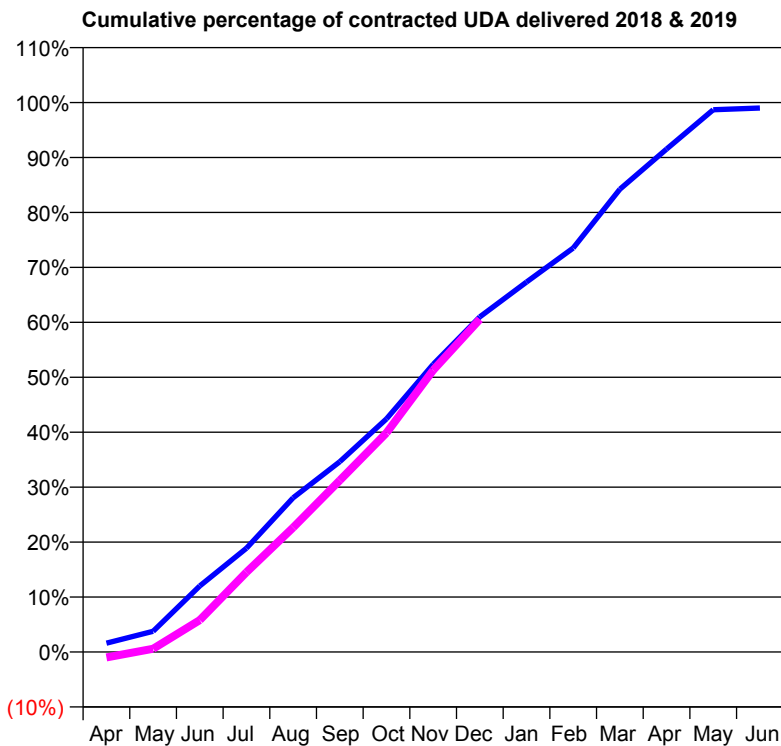
18/19 Contracted general activity (UDA)	20,414
Carry forward general activity (UDA)	204
18/19 Contracted orthodontic activity (UOA)	0
Carry forward orthodontic activity (UOA)	0
Baseline contract value	£506,452.30

ACCESS*

Patients seen in 24 months	Total	Change since previous quarter
Quarter ending December 2017	7,927	
Quarter ending March 2018	7,926	→
Quarter ending June 2018	7,847	→
Quarter ending September 2018	7,732	↓
Quarter ending December 2018	7,681	→
Variance since December 2017	(3.1%)	↓



ACTIVITY



Adjusted Scheduled Activity (UDA)		
Month	2018	2019
April	329	-204
May	769	123
June	2,455	1,187
July	3,855	2,963
August	5,730	4,626
September	7,074	6,380
October	8,663	8,142
November	10,686	10,468
December	12,449	12,362
January	13,746	
February	15,009	
March	17,192	
April	18,683	
May	20,144	
June	20,210	

QUALITY

	Quantity	Base Number	Contract	AT	Region	England
% of FP17s for the same patient ID Re-attending within 3 months - Children	99	1,949	5.1%	9.9%	11.6%	11.8%
% of FP17s for the same patient ID Re-attending within 3 months - Adults	868	6,103	14.2%	14.7%	15.1%	15.6%
% of FP17s for the same patient ID Re-attending between 3 & 9 months - Children	1,095	1,949	56.2%	53.0%	59.9%	58.8%
% of FP17s for the same patient ID Re-attending between 3 & 9 months - Adults	3,584	6,103	58.7%	47.8%	52.0%	51.0%
% of FP17s for Band 1 Urgent Courses	549	6,503	8.4%	7.9%	8.0%	9.0%
% of FP17s Relating to Free Repair or Replacements	75	6,503	1.2%	0.7%	0.8%	0.8%
% of FP17s Relating to Continuations	20	6,503	0.3%	0.8%	0.9%	0.9%
% of Patients satisfied with the dentistry they have received	2	2	N/A	93.3%	93.6%	93.2%
% of Patients satisfied with the time they had to wait for an appointment	2	2	N/A	90.1%	88.6%	88.3%

* This is based on patients treated on this contract for their most recent course of treatment. Figures in italics indicate the base number of FP17s or Patient Questionnaire responses are less than 100. N/A is shown where the base number of responses is less than 10 during the period. % is calculated as Quantity/Base number*100

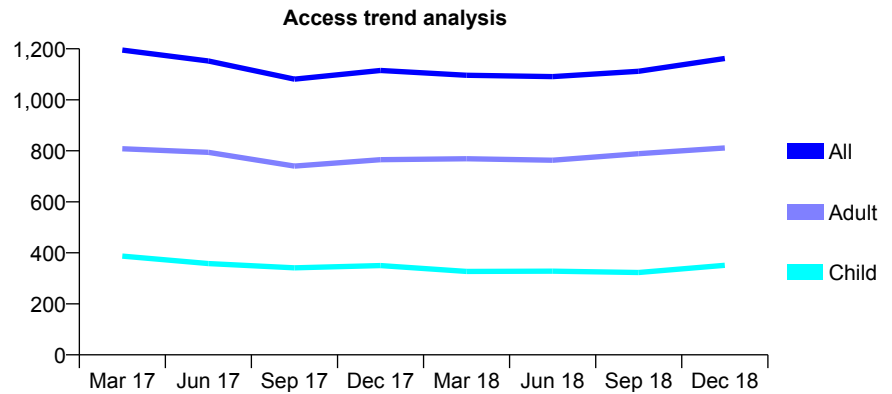
Q54 - Vital Signs At a Glance Contract Report for 358223/0001 - December 2018

Name or company name	MR F YASSIN
Contract type name	GDS Contract
Purpose of contract	General
Contract start date	01/04/2006
Contract end date	

18/19 Contracted general activity (UDA)	2,761
Carry forward general activity (UDA)	-55
18/19 Contracted orthodontic activity (UOA)	0
Carry forward orthodontic activity (UOA)	0
Baseline contract value	£74,407.50

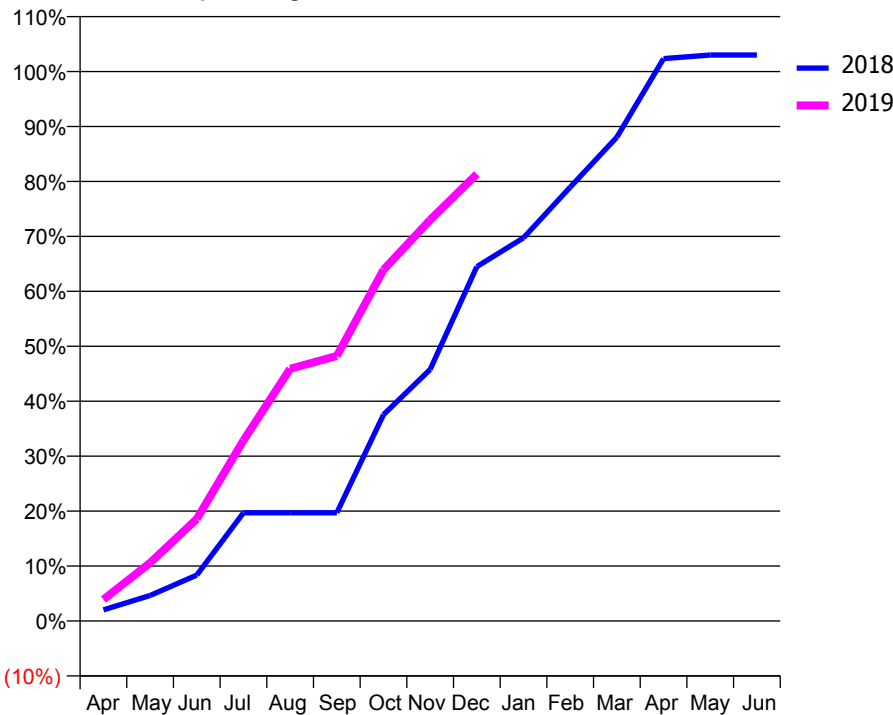
ACCESS*

Patients seen in 24 months	Total	Change since previous quarter
Quarter ending December 2017	1,115	
Quarter ending March 2018	1,096	↓
Quarter ending June 2018	1,091	→
Quarter ending September 2018	1,112	→
Quarter ending December 2018	1,162	↑
Variance since December 2017	4.2%	↑



ACTIVITY

Cumulative percentage of contracted UDA delivered 2018 & 2019



Month	Adjusted Scheduled Activity (UDA)	
	2018	2019
April	56	108
May	128	293
June	231	513
July	544	908
August	544	1,267
September	544	1,331
October	1,037	1,764
November	1,264	2,016
December	1,781	2,246
January	1,925	
February	2,180	
March	2,431	
April	2,826	
May	2,844	
June	2,844	

QUALITY

	Quantity	Base Number	Contract	AT	Region	England
% of FP17s for the same patient ID Re-attending within 3 months - Children	12	251	4.8%	9.9%	11.6%	11.8%
% of FP17s for the same patient ID Re-attending within 3 months - Adults	108	594	18.2%	14.7%	15.1%	15.6%
% of FP17s for the same patient ID Re-attending between 3 & 9 months - Children	41	251	16.3%	53.0%	59.9%	58.8%
% of FP17s for the same patient ID Re-attending between 3 & 9 months - Adults	110	594	18.5%	47.8%	52.0%	51.0%
% of FP17s for Band 1 Urgent Courses	24	723	3.3%	7.9%	8.0%	9.0%
% of FP17s Relating to Free Repair or Replacements	0	723	0.0%	0.7%	0.8%	0.8%
% of FP17s Relating to Continuations	3	723	0.4%	0.8%	0.9%	0.9%
% of Patients satisfied with the dentistry they have received	0	0	N/A	93.3%	93.6%	93.2%
% of Patients satisfied with the time they had to wait for an appointment	0	0	N/A	90.1%	88.6%	88.3%

* This is based on patients treated on this contract for their most recent course of treatment. Figures in italics indicate the base number of FP17s or Patient Questionnaire responses are less than 100. N/A is shown where the base number of responses is less than 10 during the period. % is calculated as Quantity/Base number*100

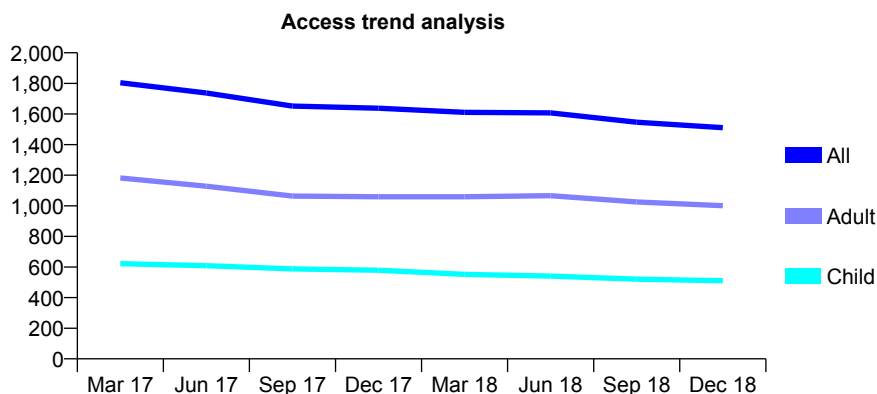
Q54 - Vital Signs At a Glance Contract Report for 361690/0001 - December 2018

Name or company name	MR M AGGARWAL
Contract type name	GDS Contract
Purpose of contract	General
Contract start date	01/04/2006
Contract end date	

18/19 Contracted general activity (UDA)	3,955
Carry forward general activity (UDA)	0
18/19 Contracted orthodontic activity (UOA)	0
Carry forward orthodontic activity (UOA)	0
Baseline contract value	£101,026.57

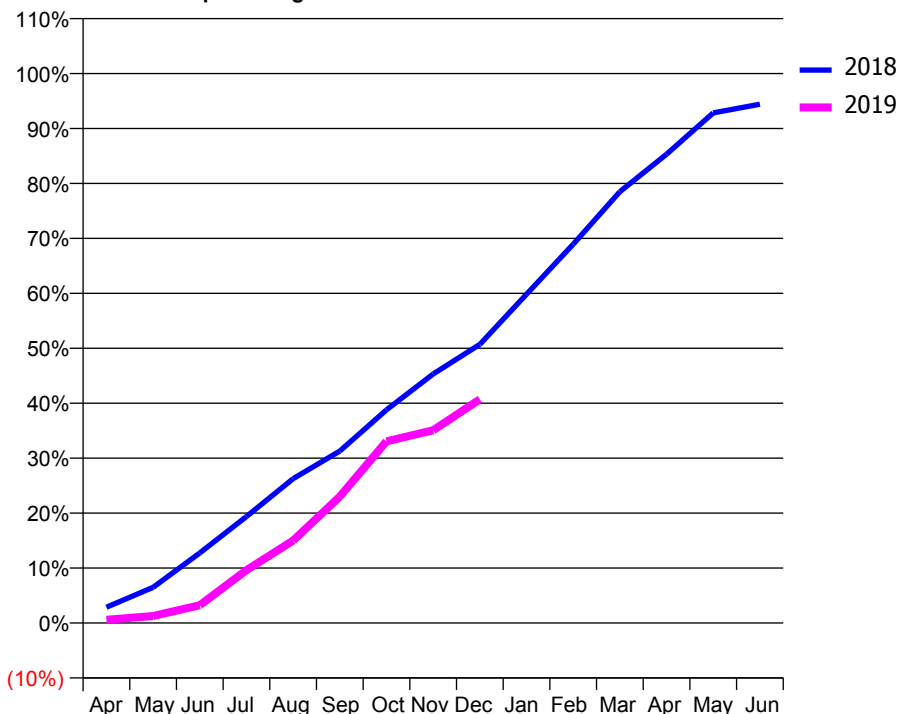
ACCESS*

Patients seen in 24 months	Total	Change since previous quarter
Quarter ending December 2017	1,638	
Quarter ending March 2018	1,611	↓
Quarter ending June 2018	1,607	→
Quarter ending September 2018	1,546	↓
Quarter ending December 2018	1,511	↓
Variance since December 2017	(7.8%)	↓



ACTIVITY

Cumulative percentage of contracted UDA delivered 2018 & 2019



Month	Adjusted Scheduled Activity (UDA)	
	2018	2019
April	114	23
May	257	50
June	504	128
July	767	381
August	1,039	594
September	1,238	911
October	1,534	1,308
November	1,793	1,388
December	2,005	1,610
January	2,367	
February	2,726	
March	3,104	
April	3,374	
May	3,672	
June	3,734	

QUALITY

	Quantity	Base Number	Contract	AT	Region	England
% of FP17s for the same patient ID Re-attending within 3 months - Children	15	404	3.7%	9.9%	11.6%	11.8%
% of FP17s for the same patient ID Re-attending within 3 months - Adults	44	704	6.3%	14.7%	15.1%	15.6%
% of FP17s for the same patient ID Re-attending between 3 & 9 months - Children	192	404	47.5%	53.0%	59.9%	58.8%
% of FP17s for the same patient ID Re-attending between 3 & 9 months - Adults	287	704	40.8%	47.8%	52.0%	51.0%
% of FP17s for Band 1 Urgent Courses	33	804	4.1%	7.9%	8.0%	9.0%
% of FP17s Relating to Free Repair or Replacements	2	804	0.2%	0.7%	0.8%	0.8%
% of FP17s Relating to Continuations	0	804	0.0%	0.8%	0.9%	0.9%
% of Patients satisfied with the dentistry they have received	2	3	N/A	93.3%	93.6%	93.2%
% of Patients satisfied with the time they had to wait for an appointment	2	3	N/A	90.1%	88.6%	88.3%

* This is based on patients treated on this contract for their most recent course of treatment. Figures in italics indicate the base number of FP17s or Patient Questionnaire responses are less than 100. N/A is shown where the base number of responses is less than 10 during the period. % is calculated as Quantity/Base number*100

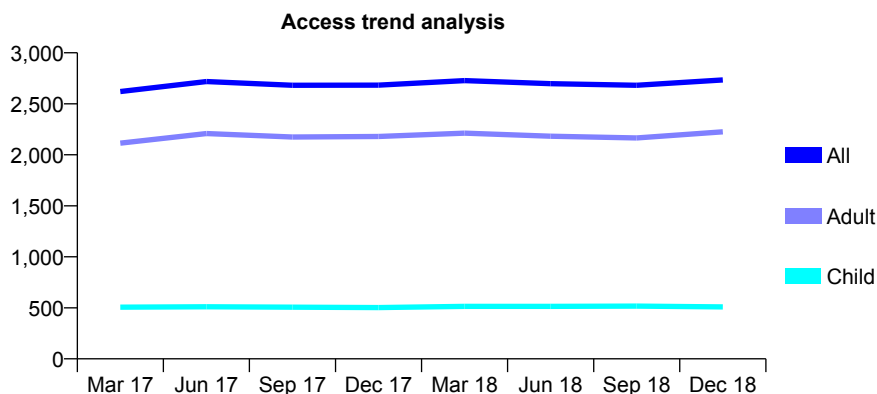
Q54 - Vital Signs At a Glance Contract Report for 372471/0001 - December 2018

Name or company name	A Nandra & E Kara Partnership
Contract type name	GDS Contract
Purpose of contract	General
Contract start date	01/07/2015
Contract end date	

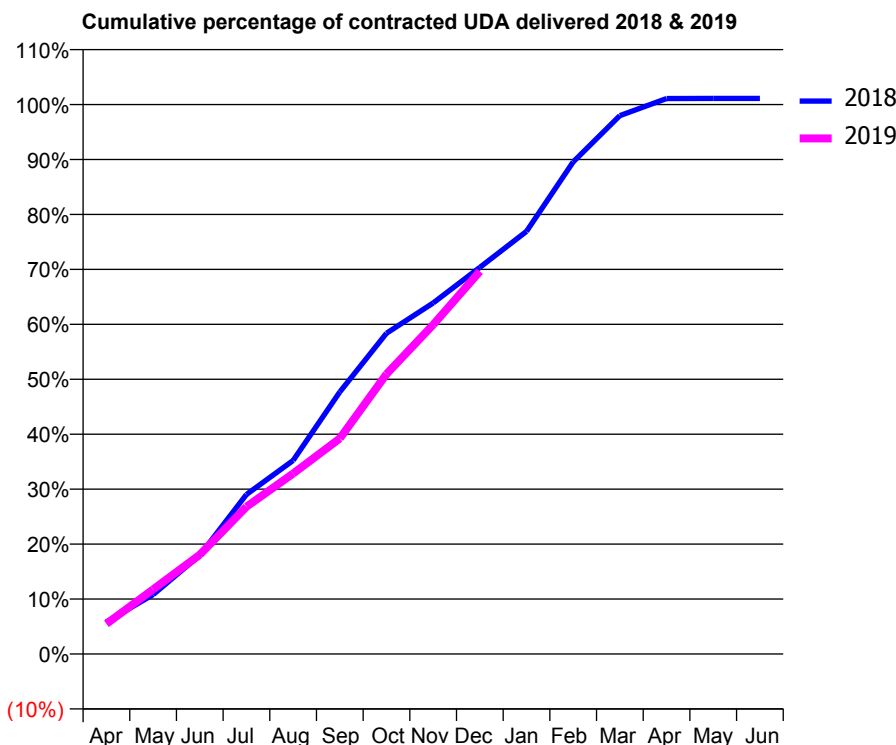
18/19 Contracted general activity (UDA)	8,492
Carry forward general activity (UDA)	-93
18/19 Contracted orthodontic activity (UOA)	0
Carry forward orthodontic activity (UOA)	0
Baseline contract value	£284,198.65

ACCESS*

Patients seen in 24 months	Total	Change since previous quarter
Quarter ending December 2017	2,683	
Quarter ending March 2018	2,727	→
Quarter ending June 2018	2,697	↓
Quarter ending September 2018	2,682	→
Quarter ending December 2018	2,734	→
Variance since December 2017	1.9%	→



ACTIVITY



Month	Adjusted Scheduled Activity (UDA)	
	2018	2019
April	496	468
May	919	998
June	1,526	1,535
July	2,465	2,277
August	2,991	2,790
September	4,051	3,331
October	4,958	4,327
November	5,426	5,090
December	5,974	5,913
January	6,532	
February	7,605	
March	8,321	
April	8,584	
May	8,585	
June	8,585	

QUALITY

	Quantity	Base Number	Contract	AT	Region	England
% of FP17s for the same patient ID Re-attending within 3 months - Children	38	541	7.0%	9.9%	11.6%	11.8%
% of FP17s for the same patient ID Re-attending within 3 months - Adults	289	2,142	13.5%	14.7%	15.1%	15.6%
% of FP17s for the same patient ID Re-attending between 3 & 9 months - Children	291	541	53.8%	53.0%	59.9%	58.8%
% of FP17s for the same patient ID Re-attending between 3 & 9 months - Adults	1,015	2,142	47.4%	47.8%	52.0%	51.0%
% of FP17s for Band 1 Urgent Courses	209	2,582	8.1%	7.9%	8.0%	9.0%
% of FP17s Relating to Free Repair or Replacements	22	2,582	0.9%	0.7%	0.8%	0.8%
% of FP17s Relating to Continuations	15	2,582	0.6%	0.8%	0.9%	0.9%
% of Patients satisfied with the dentistry they have received	0	0	N/A	93.3%	93.6%	93.2%
% of Patients satisfied with the time they had to wait for an appointment	0	0	N/A	90.1%	88.6%	88.3%

* This is based on patients treated on this contract for their most recent course of treatment. Figures in italics indicate the base number of FP17s or Patient Questionnaire responses are less than 100. N/A is shown where the base number of responses is less than 10 during the period. % is calculated as Quantity/Base number*100

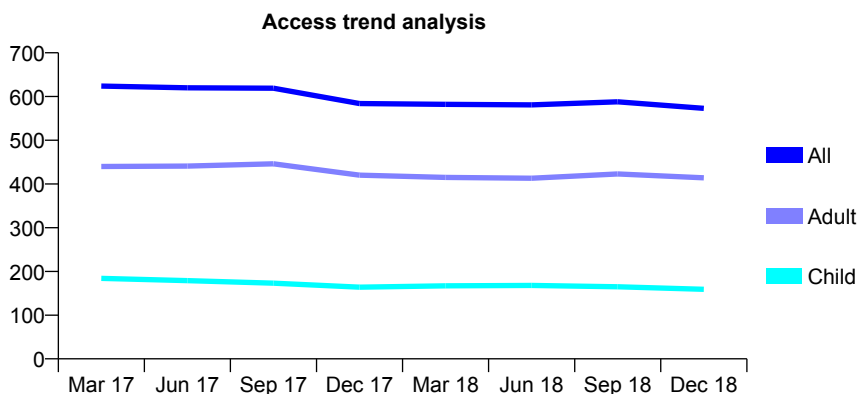
Q54 - Vital Signs At a Glance Contract Report for 564192/0001 - December 2018

Name or company name	MR PJ ROBERTS
Contract type name	GDS Contract
Purpose of contract	General
Contract start date	01/04/2006
Contract end date	

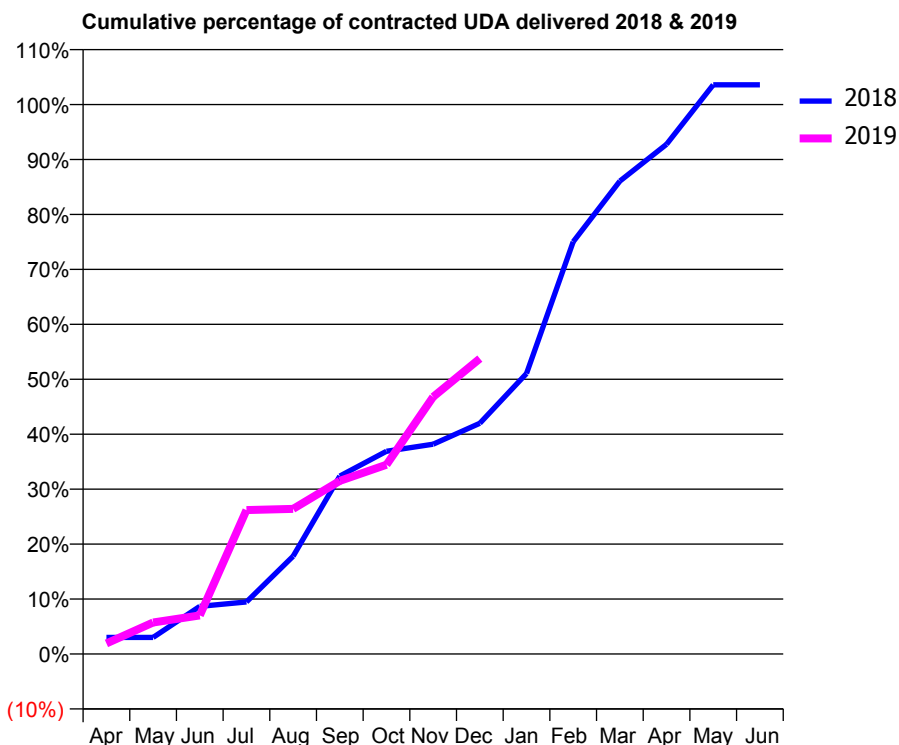
18/19 Contracted general activity (UDA)	1,393
Carry forward general activity (UDA)	-27
18/19 Contracted orthodontic activity (UOA)	0
Carry forward orthodontic activity (UOA)	0
Baseline contract value	£31,696.77

ACCESS*

Patients seen in 24 months	Total	Change since previous quarter
Quarter ending December 2017	584	
Quarter ending March 2018	582	→
Quarter ending June 2018	581	→
Quarter ending September 2018	588	→
Quarter ending December 2018	573	↓
Variance since December 2017	(1.9%)	↓



ACTIVITY



Adjusted Scheduled Activity (UDA)		
Month	2018	2019
April	42	27
May	42	80
June	121	98
July	132	365
August	248	368
September	451	439
October	514	480
November	532	652
December	585	749
January	711	
February	1,045	
March	1,199	
April	1,292	
May	1,443	
June	1,443	

QUALITY

	Quantity	Base Number	Contract	AT	Region	England
% of FP17s for the same patient ID Re-attending within 3 months - Children	5	155	3.2%	9.9%	11.6%	11.8%
% of FP17s for the same patient ID Re-attending within 3 months - Adults	30	263	11.4%	14.7%	15.1%	15.6%
% of FP17s for the same patient ID Re-attending between 3 & 9 months - Children	96	155	61.9%	53.0%	59.9%	58.8%
% of FP17s for the same patient ID Re-attending between 3 & 9 months - Adults	100	263	38.0%	47.8%	52.0%	51.0%
% of FP17s for Band 1 Urgent Courses	0	336	0.0%	7.9%	8.0%	9.0%
% of FP17s Relating to Free Repair or Replacements	1	336	0.3%	0.7%	0.8%	0.8%
% of FP17s Relating to Continuations	0	336	0.0%	0.8%	0.9%	0.9%
% of Patients satisfied with the dentistry they have received	0	0	N/A	93.3%	93.6%	93.2%
% of Patients satisfied with the time they had to wait for an appointment	0	0	N/A	90.1%	88.6%	88.3%

* This is based on patients treated on this contract for their most recent course of treatment. Figures in italics indicate the base number of FP17s or Patient Questionnaire responses are less than 100. N/A is shown where the base number of responses is less than 10 during the period. % is calculated as Quantity/Base number*100

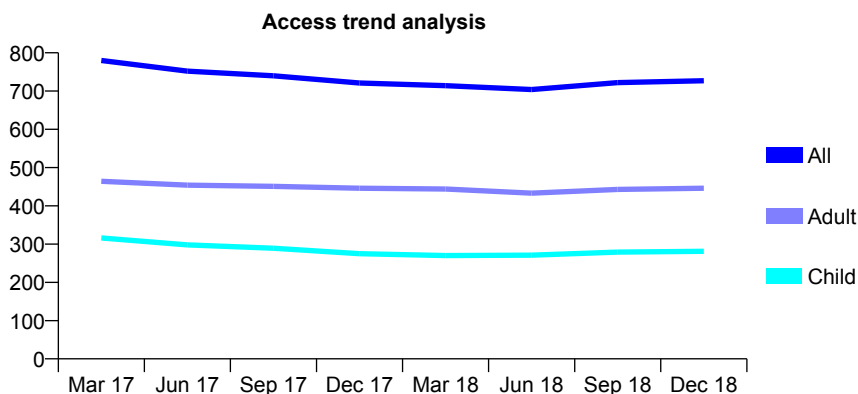
Q54 - Vital Signs At a Glance Contract Report for 565032/0001 - December 2018

Name or company name	MR P CASASOLA
Contract type name	GDS Contract
Purpose of contract	General
Contract start date	01/04/2006
Contract end date	

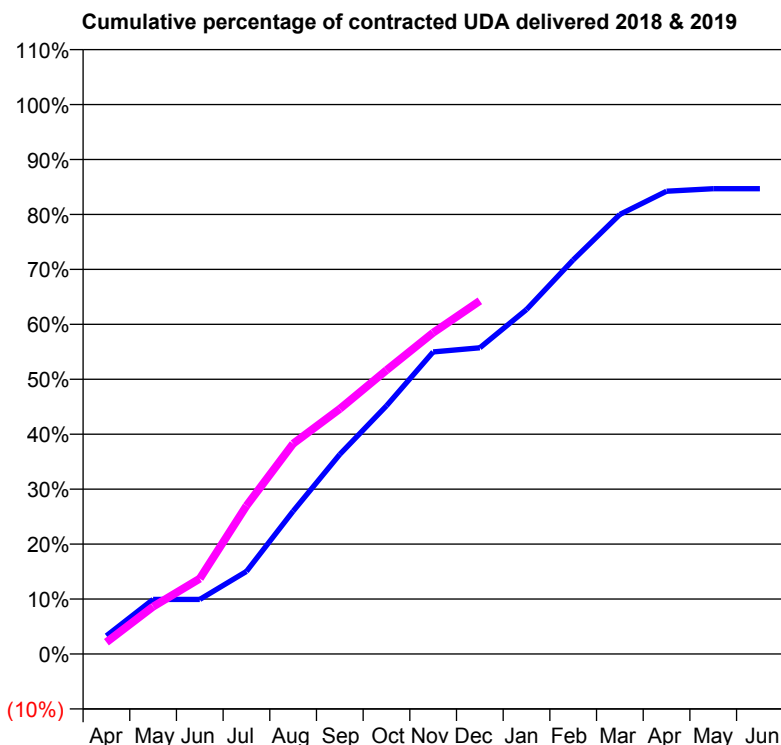
18/19 Contracted general activity (UDA)	1,450
Carry forward general activity (UDA)	0
18/19 Contracted orthodontic activity (UOA)	0
Carry forward orthodontic activity (UOA)	0
Baseline contract value	£36,585.54

ACCESS*

Patients seen in 24 months	Total	Change since previous quarter
Quarter ending December 2017	721	
Quarter ending March 2018	714	→
Quarter ending June 2018	704	↓
Quarter ending September 2018	722	↑
Quarter ending December 2018	727	→
Variance since December 2017	0.8%	→



ACTIVITY



Month	Adjusted Scheduled Activity (UDA)	
	2018	2019
April	48	31
May	144	125
June	144	199
July	218	391
August	377	555
September	527	647
October	655	749
November	797	848
December	808	932
January	909	
February	1,040	
March	1,160	
April	1,221	
May	1,228	
June	1,228	

QUALITY

	Quantity	Base Number	Contract	AT	Region	England
% of FP17s for the same patient ID Re-attending within 3 months - Children	9	283	3.2%	9.9%	11.6%	11.8%
% of FP17s for the same patient ID Re-attending within 3 months - Adults	38	386	9.8%	14.7%	15.1%	15.6%
% of FP17s for the same patient ID Re-attending between 3 & 9 months - Children	148	283	52.3%	53.0%	59.9%	58.8%
% of FP17s for the same patient ID Re-attending between 3 & 9 months - Adults	182	386	47.2%	47.8%	52.0%	51.0%
% of FP17s for Band 1 Urgent Courses	0	626	0.0%	7.9%	8.0%	9.0%
% of FP17s Relating to Free Repair or Replacements	2	626	0.3%	0.7%	0.8%	0.8%
% of FP17s Relating to Continuations	0	626	0.0%	0.8%	0.9%	0.9%
% of Patients satisfied with the dentistry they have received	0	0	N/A	93.3%	93.6%	93.2%
% of Patients satisfied with the time they had to wait for an appointment	0	0	N/A	90.1%	88.6%	88.3%

* This is based on patients treated on this contract for their most recent course of treatment. Figures in italics indicate the base number of FP17s or Patient Questionnaire responses are less than 100. N/A is shown where the base number of responses is less than 10 during the period. % is calculated as Quantity/Base number*100

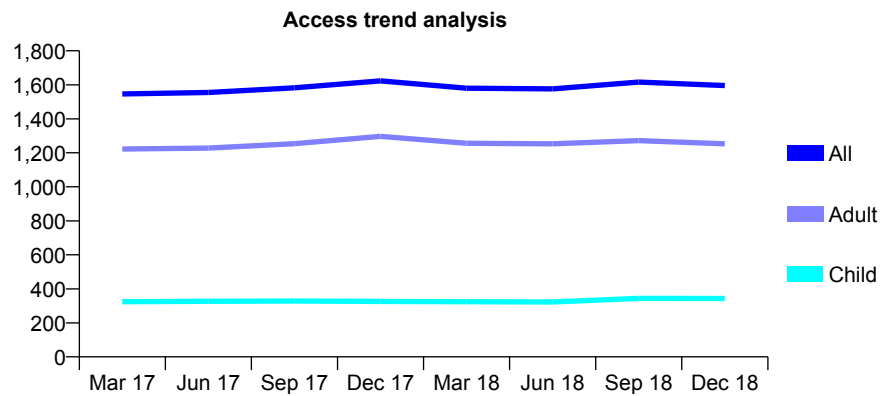
Q54 - Vital Signs At a Glance Contract Report for 568724/0001 - December 2018

Name or company name	MR MD SEGELOV
Contract type name	GDS Contract
Purpose of contract	General
Contract start date	01/04/2006
Contract end date	

18/19 Contracted general activity (UDA)	3,197
Carry forward general activity (UDA)	-62
18/19 Contracted orthodontic activity (UOA)	0
Carry forward orthodontic activity (UOA)	0
Baseline contract value	£87,019.08

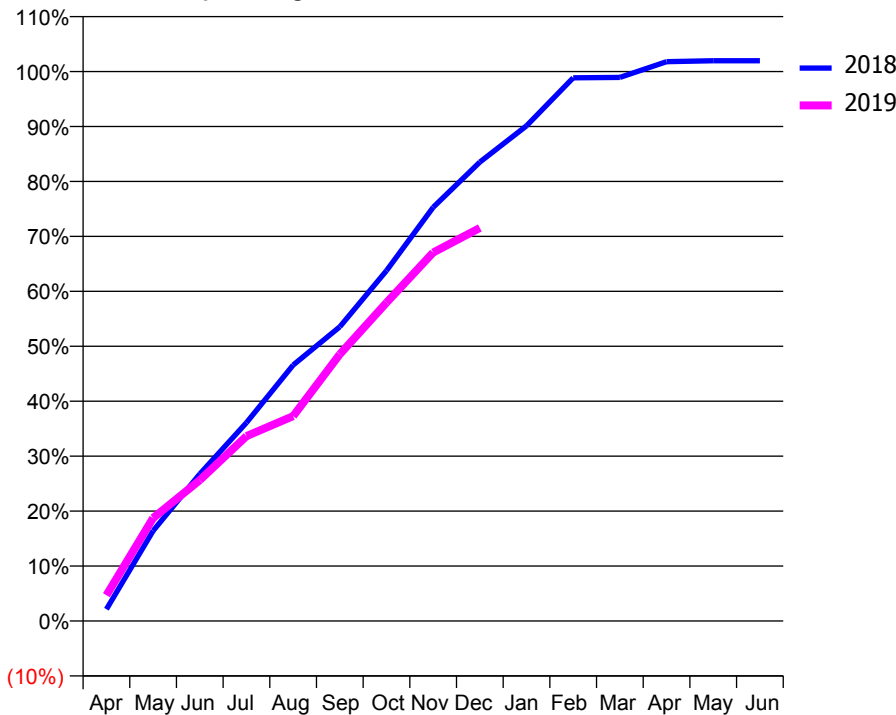
ACCESS*

Patients seen in 24 months	Total	Change since previous quarter
Quarter ending December 2017	1,623	
Quarter ending March 2018	1,580	↓
Quarter ending June 2018	1,576	→
Quarter ending September 2018	1,616	↑
Quarter ending December 2018	1,596	↓
Variance since December 2017	(1.7%)	↓



ACTIVITY

Cumulative percentage of contracted UDA delivered 2018 & 2019



Month	Adjusted Scheduled Activity (UDA)	
	2018	2019
April	69	150
May	525	600
June	855	820
July	1,154	1,076
August	1,489	1,192
September	1,712	1,552
October	2,039	1,852
November	2,407	2,144
December	2,670	2,286
January	2,881	
February	3,161	
March	3,163	
April	3,254	
May	3,260	
June	3,260	

QUALITY

	Quantity	Base Number	Contract	AT	Region	England
% of FP17s for the same patient ID Re-attending within 3 months - Children	10	297	3.4%	9.9%	11.6%	11.8%
% of FP17s for the same patient ID Re-attending within 3 months - Adults	59	1,007	5.9%	14.7%	15.1%	15.6%
% of FP17s for the same patient ID Re-attending between 3 & 9 months - Children	131	297	44.1%	53.0%	59.9%	58.8%
% of FP17s for the same patient ID Re-attending between 3 & 9 months - Adults	520	1,007	51.6%	47.8%	52.0%	51.0%
% of FP17s for Band 1 Urgent Courses	60	1,241	4.8%	7.9%	8.0%	9.0%
% of FP17s Relating to Free Repair or Replacements	2	1,241	0.2%	0.7%	0.8%	0.8%
% of FP17s Relating to Continuations	0	1,241	0.0%	0.8%	0.9%	0.9%
% of Patients satisfied with the dentistry they have received	0	0	N/A	93.3%	93.6%	93.2%
% of Patients satisfied with the time they had to wait for an appointment	0	0	N/A	90.1%	88.6%	88.3%

* This is based on patients treated on this contract for their most recent course of treatment. Figures in italics indicate the base number of FP17s or Patient Questionnaire responses are less than 100. N/A is shown where the base number of responses is less than 10 during the period. % is calculated as Quantity/Base number*100

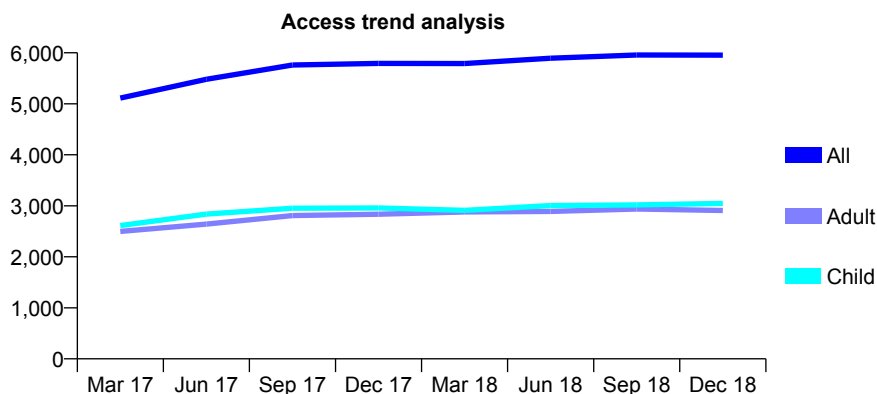
Q54 - Vital Signs At a Glance Contract Report for 570192/0002 - December 2018

Name or company name	Mr A Solanki & Miss K Solanki
Contract type name	GDS Contract
Purpose of contract	General
Contract start date	01/04/2006
Contract end date	

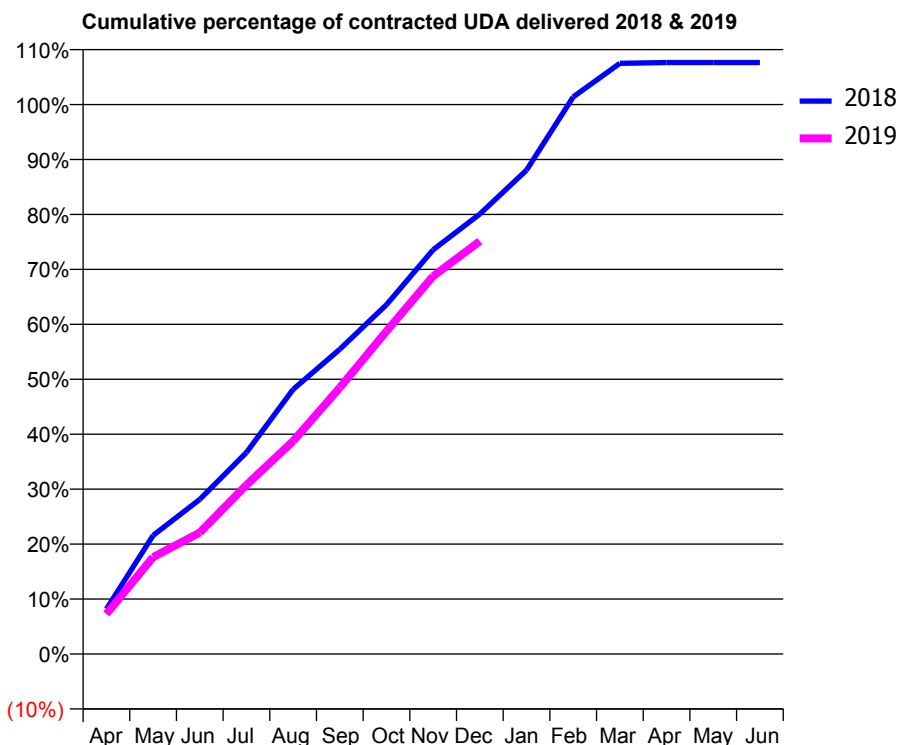
18/19 Contracted general activity (UDA)	16,425
Carry forward general activity (UDA)	-328
18/19 Contracted orthodontic activity (UOA)	0
Carry forward orthodontic activity (UOA)	0
Baseline contract value	£483,944.87

ACCESS*

Patients seen in 24 months	Total	Change since previous quarter
Quarter ending December 2017	5,792	
Quarter ending March 2018	5,790	→
Quarter ending June 2018	5,893	→
Quarter ending September 2018	5,956	→
Quarter ending December 2018	5,954	→
Variance since December 2017	2.8%	↑



ACTIVITY



Adjusted Scheduled Activity (UDA)		
Month	2018	2019
April	1,279	1,197
May	3,369	2,894
June	4,393	3,631
July	5,729	5,053
August	7,520	6,362
September	8,659	7,963
October	9,924	9,648
November	11,484	11,293
December	12,502	12,338
January	13,747	
February	15,829	
March	16,781	
April	16,803	
May	16,803	
June	16,804	

QUALITY

	Quantity	Base Number	Contract	AT	Region	England
% of FP17s for the same patient ID Re-attending within 3 months - Children	176	3,212	5.5%	9.9%	11.6%	11.8%
% of FP17s for the same patient ID Re-attending within 3 months - Adults	314	2,445	12.8%	14.7%	15.1%	15.6%
% of FP17s for the same patient ID Re-attending between 3 & 9 months - Children	1,725	3,212	53.7%	53.0%	59.9%	58.8%
% of FP17s for the same patient ID Re-attending between 3 & 9 months - Adults	1,042	2,445	42.6%	47.8%	52.0%	51.0%
% of FP17s for Band 1 Urgent Courses	441	5,318	8.3%	7.9%	8.0%	9.0%
% of FP17s Relating to Free Repair or Replacements	0	5,318	0.0%	0.7%	0.8%	0.8%
% of FP17s Relating to Continuations	13	5,318	0.2%	0.8%	0.9%	0.9%
% of Patients satisfied with the dentistry they have received	2	3	N/A	93.3%	93.6%	93.2%
% of Patients satisfied with the time they had to wait for an appointment	3	3	N/A	90.1%	88.6%	88.3%

* This is based on patients treated on this contract for their most recent course of treatment. Figures in italics indicate the base number of FP17s or Patient Questionnaire responses are less than 100. N/A is shown where the base number of responses is less than 10 during the period. % is calculated as Quantity/Base number*100

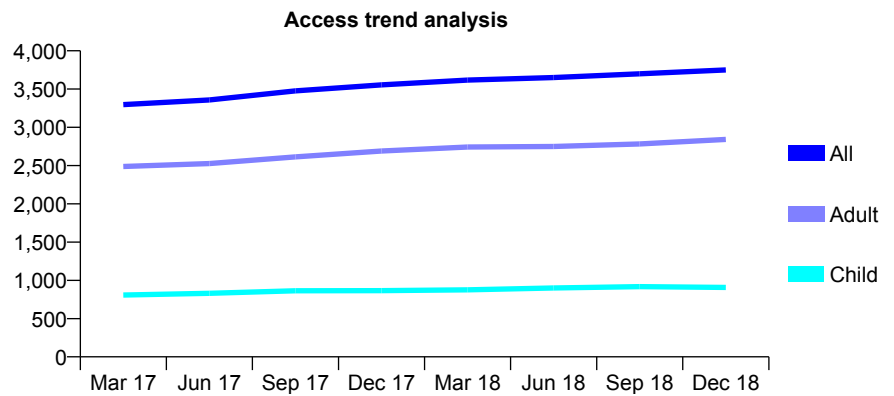
Q54 - Vital Signs At a Glance Contract Report for 576530/0001 - December 2018

Name or company name	MR AK PAL
Contract type name	GDS Contract
Purpose of contract	General
Contract start date	01/04/2006
Contract end date	

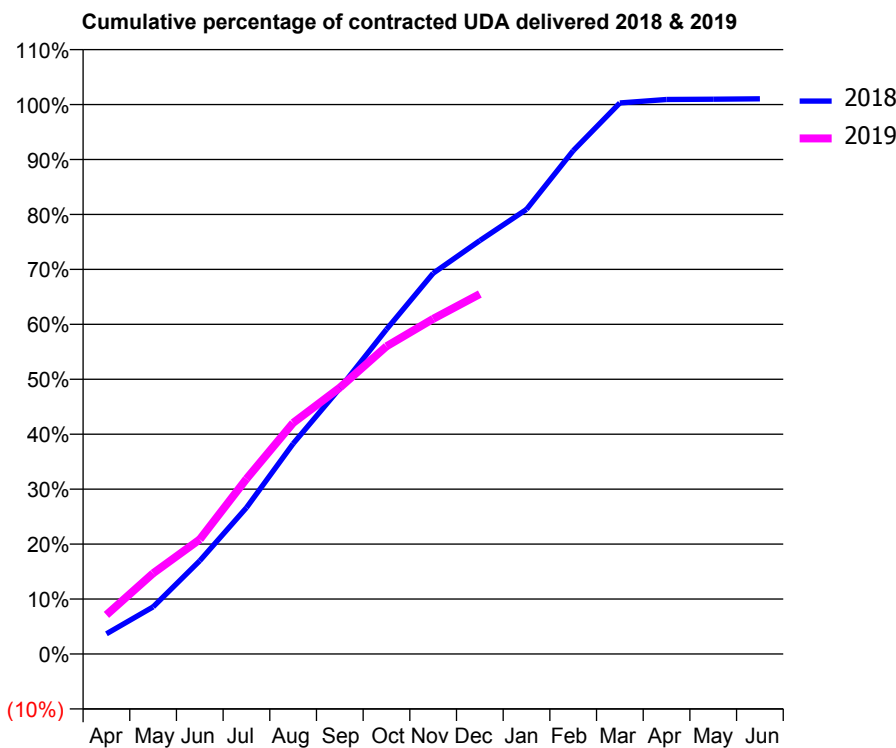
18/19 Contracted general activity (UDA)	6,708
Carry forward general activity (UDA)	-68
18/19 Contracted orthodontic activity (UOA)	0
Carry forward orthodontic activity (UOA)	0
Baseline contract value	£225,660.87

ACCESS*

Patients seen in 24 months	Total	Change since previous quarter
Quarter ending December 2017	3,555	
Quarter ending March 2018	3,618	→
Quarter ending June 2018	3,650	→
Quarter ending September 2018	3,700	→
Quarter ending December 2018	3,750	→
Variance since December 2017	5.5%	↑



ACTIVITY



Month	Adjusted Scheduled Activity (UDA)	
	2018	2019
April	247	477
May	575	986
June	1,139	1,398
July	1,786	2,138
August	2,568	2,823
September	3,243	3,252
October	3,962	3,757
November	4,649	4,092
December	5,047	4,395
January	5,429	
February	6,144	
March	6,727	
April	6,769	
May	6,772	
June	6,777	

QUALITY

	Quantity	Base Number	Contract	AT	Region	England
% of FP17s for the same patient ID Re-attending within 3 months - Children	75	868	8.6%	9.9%	11.6%	11.8%
% of FP17s for the same patient ID Re-attending within 3 months - Adults	288	2,104	13.7%	14.7%	15.1%	15.6%
% of FP17s for the same patient ID Re-attending between 3 & 9 months - Children	414	868	47.7%	53.0%	59.9%	58.8%
% of FP17s for the same patient ID Re-attending between 3 & 9 months - Adults	725	2,104	34.5%	47.8%	52.0%	51.0%
% of FP17s for Band 1 Urgent Courses	239	2,346	10.2%	7.9%	8.0%	9.0%
% of FP17s Relating to Free Repair or Replacements	20	2,346	0.9%	0.7%	0.8%	0.8%
% of FP17s Relating to Continuations	13	2,346	0.6%	0.8%	0.9%	0.9%
% of Patients satisfied with the dentistry they have received	2	2	N/A	93.3%	93.6%	93.2%
% of Patients satisfied with the time they had to wait for an appointment	2	2	N/A	90.1%	88.6%	88.3%

* This is based on patients treated on this contract for their most recent course of treatment. Figures in italics indicate the base number of FP17s or Patient Questionnaire responses are less than 100. N/A is shown where the base number of responses is less than 10 during the period. % is calculated as Quantity/Base number*100

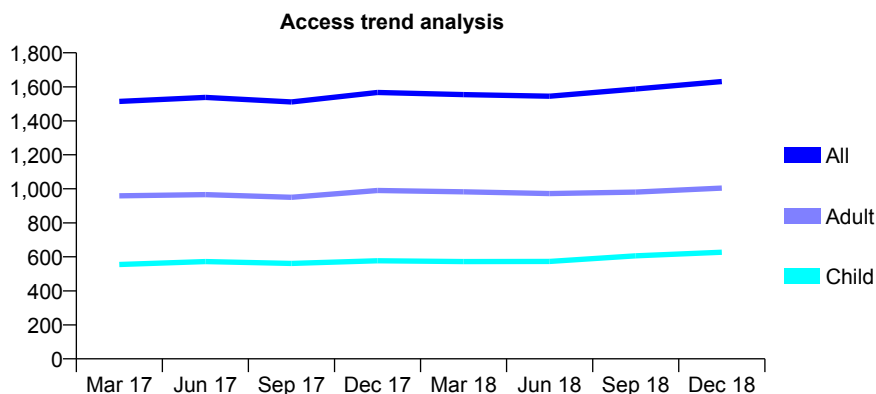
Q54 - Vital Signs At a Glance Contract Report for 577820/0001 - December 2018

Name or company name	Novos Dental Clinic
Contract type name	GDS Contract
Purpose of contract	General
Contract start date	01/04/2006
Contract end date	

18/19 Contracted general activity (UDA)	7,540
Carry forward general activity (UDA)	-77
18/19 Contracted orthodontic activity (UOA)	0
Carry forward orthodontic activity (UOA)	0
Baseline contract value	£226,851.83

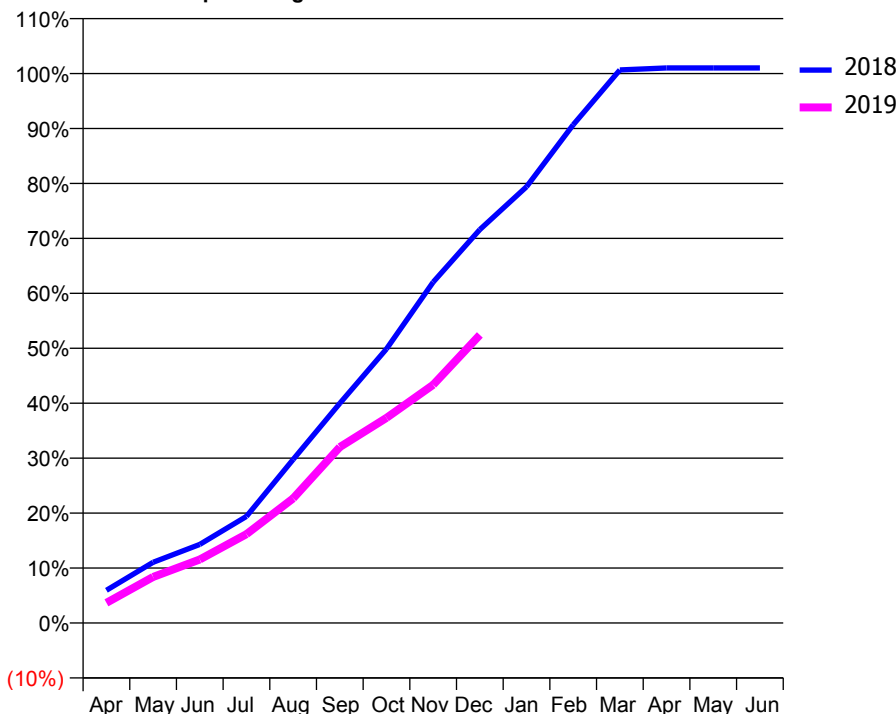
ACCESS*

Patients seen in 24 months	Total	Change since previous quarter
Quarter ending December 2017	1,567	
Quarter ending March 2018	1,554	→
Quarter ending June 2018	1,545	→
Quarter ending September 2018	1,587	↑
Quarter ending December 2018	1,631	↑
Variance since December 2017	4.1%	↑



ACTIVITY

Cumulative percentage of contracted UDA delivered 2018 & 2019



Month	Adjusted Scheduled Activity (UDA)	
	2018	2019
April	448	277
May	833	632
June	1,079	872
July	1,463	1,219
August	2,244	1,710
September	3,015	2,415
October	3,761	2,814
November	4,679	3,269
December	5,399	3,952
January	5,986	
February	6,836	
March	7,588	
April	7,617	
May	7,617	
June	7,617	

QUALITY

	Quantity	Base Number	Contract	AT	Region	England
% of FP17s for the same patient ID Re-attending within 3 months - Children	15	554	2.7%	9.9%	11.6%	11.8%
% of FP17s for the same patient ID Re-attending within 3 months - Adults	73	807	9.0%	14.7%	15.1%	15.6%
% of FP17s for the same patient ID Re-attending between 3 & 9 months - Children	283	554	51.1%	53.0%	59.9%	58.8%
% of FP17s for the same patient ID Re-attending between 3 & 9 months - Adults	318	807	39.4%	47.8%	52.0%	51.0%
% of FP17s for Band 1 Urgent Courses	82	1,353	6.1%	7.9%	8.0%	9.0%
% of FP17s Relating to Free Repair or Replacements	1	1,353	0.1%	0.7%	0.8%	0.8%
% of FP17s Relating to Continuations	7	1,353	0.5%	0.8%	0.9%	0.9%
% of Patients satisfied with the dentistry they have received	1	1	N/A	93.3%	93.6%	93.2%
% of Patients satisfied with the time they had to wait for an appointment	0	1	N/A	90.1%	88.6%	88.3%

* This is based on patients treated on this contract for their most recent course of treatment. Figures in italics indicate the base number of FP17s or Patient Questionnaire responses are less than 100. N/A is shown where the base number of responses is less than 10 during the period. % is calculated as Quantity/Base number*100

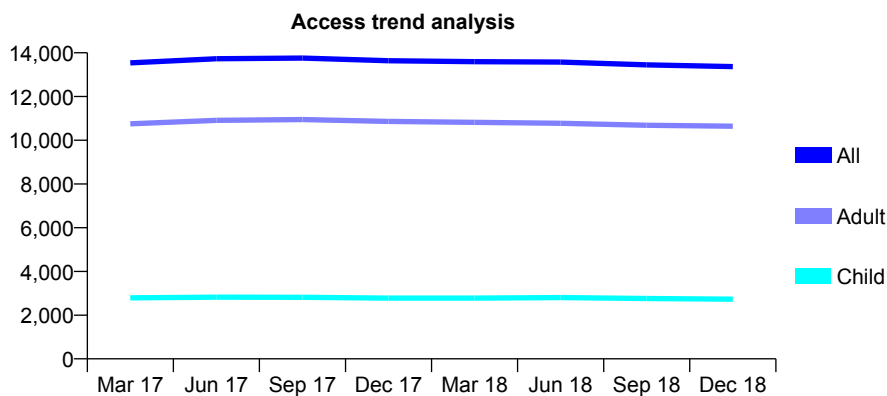
Q54 - Vital Signs At a Glance Contract Report for 619744/0004 - December 2018

Name or company name	MR AM WILLIAMS
Contract type name	GDS Contract
Purpose of contract	General and Orthodontic
Contract start date	01/07/2012
Contract end date	

18/19 Contracted general activity (UDA)	42,273
Carry forward general activity (UDA)	0
18/19 Contracted orthodontic activity (UOA)	1,974
Carry forward orthodontic activity (UOA)	-17
Baseline contract value	£1,132,364.17

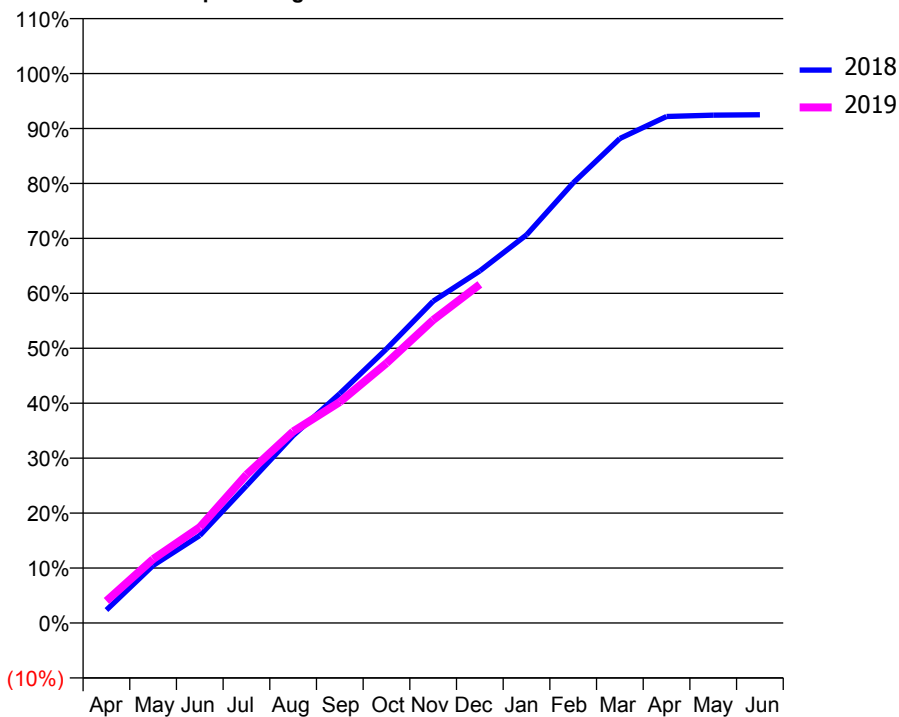
ACCESS*

Patients seen in 24 months	Total	Change since previous quarter
Quarter ending December 2017	13,640	
Quarter ending March 2018	13,596	→
Quarter ending June 2018	13,575	→
Quarter ending September 2018	13,447	→
Quarter ending December 2018	13,371	→
Variance since December 2017	(2.0%)	↓



ACTIVITY

Cumulative percentage of contracted UDA delivered 2018 & 2019



Month	Adjusted Scheduled Activity (UDA)	
	2018	2019
April	1,003	1,693
May	4,428	4,915
June	6,737	7,373
July	10,558	11,415
August	14,420	14,737
September	17,653	17,001
October	21,085	19,987
November	24,759	23,310
December	27,092	26,051
January	29,852	
February	33,854	
March	37,274	
April	38,966	
May	39,072	
June	39,096	

QUALITY

	Quantity	Base Number	Contract	AT	Region	England
% of FP17s for the same patient ID Re-attending within 3 months - Children	377	3,161	11.9%	9.9%	11.6%	11.8%
% of FP17s for the same patient ID Re-attending within 3 months - Adults	2,238	12,583	17.8%	14.7%	15.1%	15.6%
% of FP17s for the same patient ID Re-attending between 3 & 9 months - Children	1,907	3,161	60.3%	53.0%	59.9%	58.8%
% of FP17s for the same patient ID Re-attending between 3 & 9 months - Adults	7,624	12,583	60.6%	47.8%	52.0%	51.0%
% of FP17s for Band 1 Urgent Courses	1,338	14,646	9.1%	7.9%	8.0%	9.0%
% of FP17s Relating to Free Repair or Replacements	255	14,646	1.7%	0.7%	0.8%	0.8%
% of FP17s Relating to Continuations	298	14,646	2.0%	0.8%	0.9%	0.9%
% of Patients satisfied with the dentistry they have received	7	7	N/A	93.3%	93.6%	93.2%
% of Patients satisfied with the time they had to wait for an appointment	7	7	N/A	90.1%	88.6%	88.3%

* This is based on patients treated on this contract for their most recent course of treatment. Figures in italics indicate the base number of FP17s or Patient Questionnaire responses are less than 100. N/A is shown where the base number of responses is less than 10 during the period. % is calculated as Quantity/Base number*100

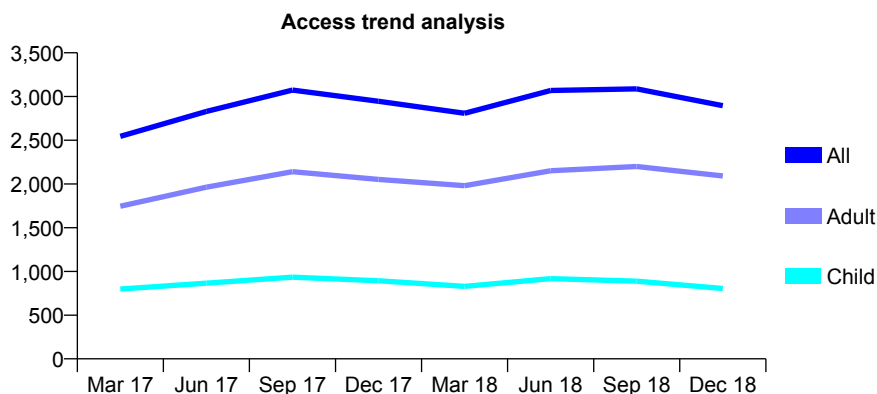
Q54 - Vital Signs At a Glance Contract Report for 629715/0001 - December 2018

Name or company name	MR M GIBBONS
Contract type name	GDS Contract
Purpose of contract	General
Contract start date	01/04/2006
Contract end date	

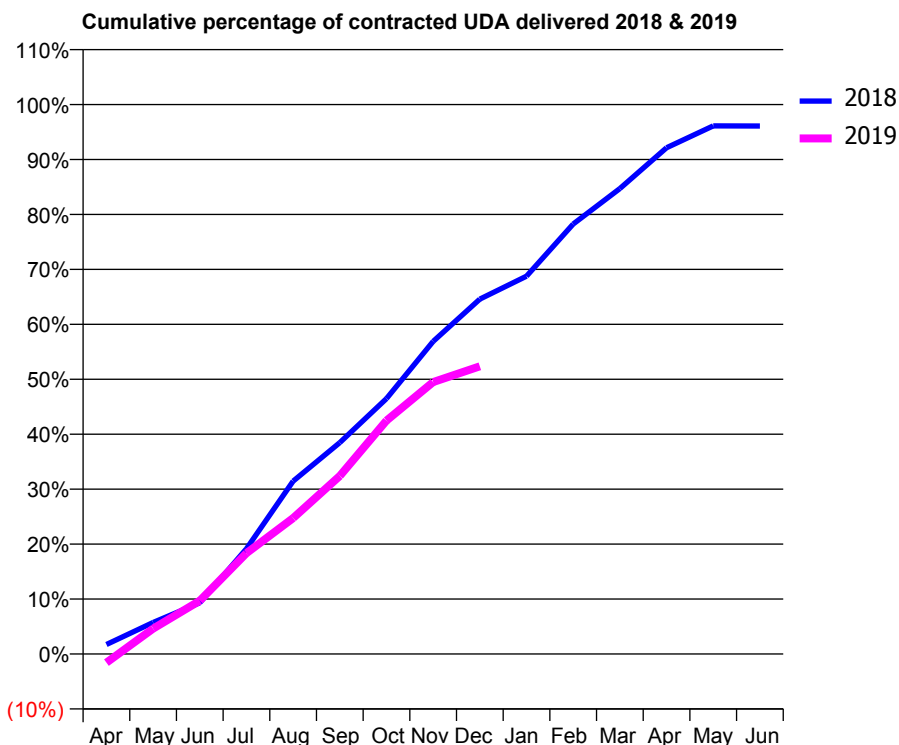
18/19 Contracted general activity (UDA)	9,814
Carry forward general activity (UDA)	384
18/19 Contracted orthodontic activity (UOA)	0
Carry forward orthodontic activity (UOA)	0
Baseline contract value	£228,957.25

ACCESS*

Patients seen in 24 months	Total	Change since previous quarter
Quarter ending December 2017	2,945	
Quarter ending March 2018	2,809	↓
Quarter ending June 2018	3,069	↑
Quarter ending September 2018	3,088	→
Quarter ending December 2018	2,896	↓
Variance since December 2017	(1.7%)	↓



ACTIVITY



Month	Adjusted Scheduled Activity (UDA)	
	2018	2019
April	171	-157
May	563	453
June	915	952
July	1,880	1,803
August	3,089	2,428
September	3,775	3,181
October	4,562	4,169
November	5,583	4,858
December	6,338	5,138
January	6,749	
February	7,680	
March	8,314	
April	9,042	
May	9,432	
June	9,430	

QUALITY

	Quantity	Base Number	Contract	AT	Region	England
% of FP17s for the same patient ID Re-attending within 3 months - Children	41	941	4.4%	9.9%	11.6%	11.8%
% of FP17s for the same patient ID Re-attending within 3 months - Adults	313	2,465	12.7%	14.7%	15.1%	15.6%
% of FP17s for the same patient ID Re-attending between 3 & 9 months - Children	479	941	50.9%	53.0%	59.9%	58.8%
% of FP17s for the same patient ID Re-attending between 3 & 9 months - Adults	1,120	2,465	45.4%	47.8%	52.0%	51.0%
% of FP17s for Band 1 Urgent Courses	168	2,924	5.7%	7.9%	8.0%	9.0%
% of FP17s Relating to Free Repair or Replacements	20	2,924	0.7%	0.7%	0.8%	0.8%
% of FP17s Relating to Continuations	41	2,924	1.4%	0.8%	0.9%	0.9%
% of Patients satisfied with the dentistry they have received	0	0	N/A	93.3%	93.6%	93.2%
% of Patients satisfied with the time they had to wait for an appointment	0	0	N/A	90.1%	88.6%	88.3%

* This is based on patients treated on this contract for their most recent course of treatment. Figures in italics indicate the base number of FP17s or Patient Questionnaire responses are less than 100. N/A is shown where the base number of responses is less than 10 during the period. % is calculated as Quantity/Base number*100

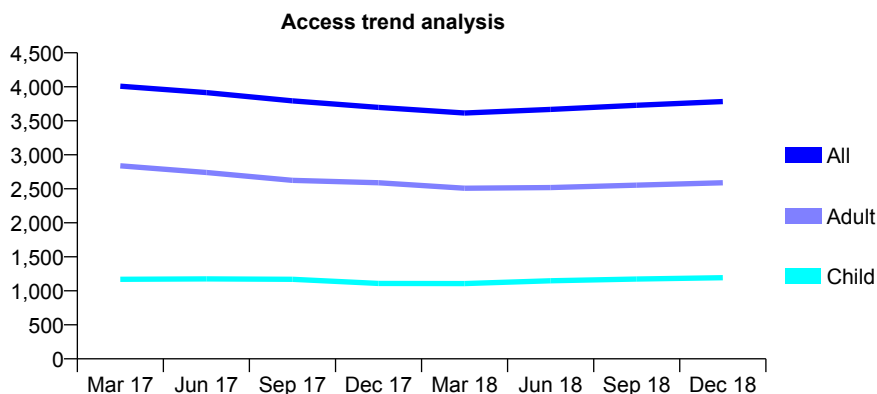
Q54 - Vital Signs At a Glance Contract Report for 629820/0001 - December 2018

Name or company name	488 Smile Avenue
Contract type name	GDS Contract
Purpose of contract	General
Contract start date	01/04/2006
Contract end date	

18/19 Contracted general activity (UDA)	16,237
Carry forward general activity (UDA)	0
18/19 Contracted orthodontic activity (UOA)	0
Carry forward orthodontic activity (UOA)	0
Baseline contract value	£382,684.07

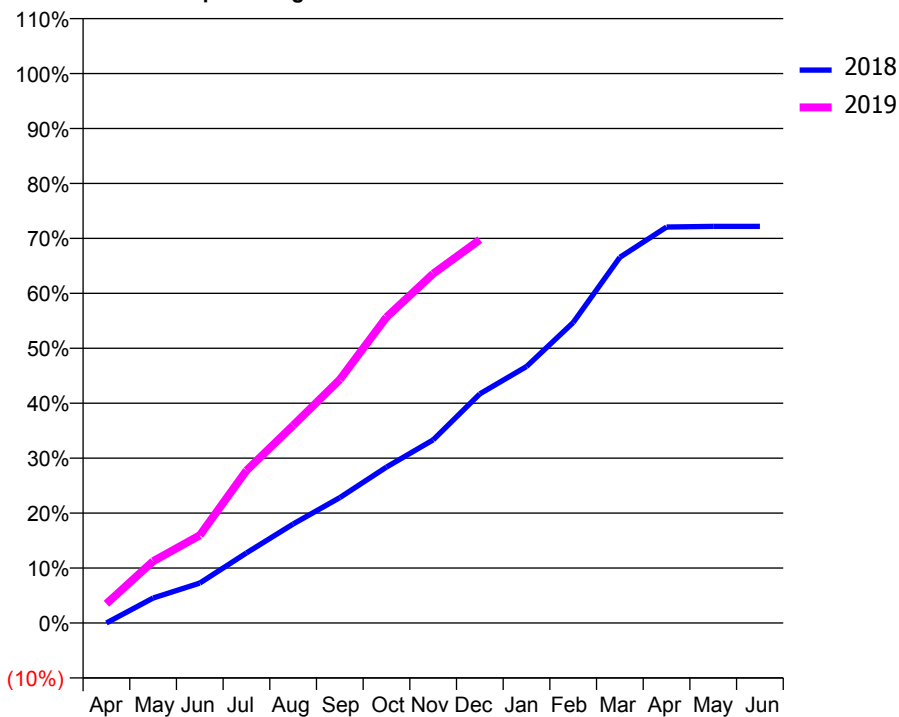
ACCESS*

Patients seen in 24 months	Total	Change since previous quarter
Quarter ending December 2017	3,697	
Quarter ending March 2018	3,615	↓
Quarter ending June 2018	3,668	→
Quarter ending September 2018	3,728	→
Quarter ending December 2018	3,784	→
Variance since December 2017	2.4%	↑



ACTIVITY

Cumulative percentage of contracted UDA delivered 2018 & 2019



Month	Adjusted Scheduled Activity (UDA)	
	2018	2019
April	0	570
May	739	1,828
June	1,182	2,592
July	2,070	4,506
August	2,926	5,838
September	3,706	7,192
October	4,610	9,036
November	5,410	10,323
December	6,771	11,328
January	7,579	
February	8,879	
March	10,807	
April	11,700	
May	11,721	
June	11,721	

QUALITY

	Quantity	Base Number	Contract	AT	Region	England
% of FP17s for the same patient ID Re-attending within 3 months - Children	52	1,058	4.9%	9.9%	11.6%	11.8%
% of FP17s for the same patient ID Re-attending within 3 months - Adults	270	2,246	12.0%	14.7%	15.1%	15.6%
% of FP17s for the same patient ID Re-attending between 3 & 9 months - Children	447	1,058	42.2%	53.0%	59.9%	58.8%
% of FP17s for the same patient ID Re-attending between 3 & 9 months - Adults	985	2,246	43.9%	47.8%	52.0%	51.0%
% of FP17s for Band 1 Urgent Courses	260	3,109	8.4%	7.9%	8.0%	9.0%
% of FP17s Relating to Free Repair or Replacements	23	3,109	0.7%	0.7%	0.8%	0.8%
% of FP17s Relating to Continuations	14	3,109	0.5%	0.8%	0.9%	0.9%
% of Patients satisfied with the dentistry they have received	2	2	N/A	93.3%	93.6%	93.2%
% of Patients satisfied with the time they had to wait for an appointment	2	2	N/A	90.1%	88.6%	88.3%

* This is based on patients treated on this contract for their most recent course of treatment. Figures in italics indicate the base number of FP17s or Patient Questionnaire responses are less than 100. N/A is shown where the base number of responses is less than 10 during the period. % is calculated as Quantity/Base number*100

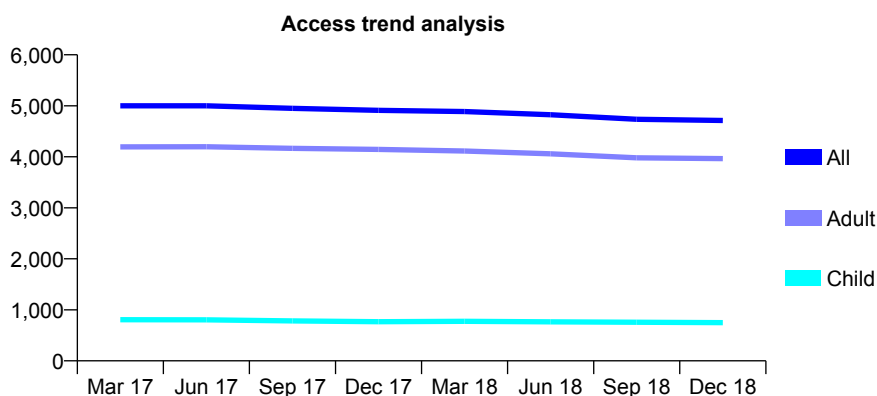
Q54 - Vital Signs At a Glance Contract Report for 630179/0001 - December 2018

Name or company name	Blackheath Dental Practice
Contract type name	GDS Contract
Purpose of contract	General and Orthodontic
Contract start date	01/04/2006
Contract end date	

18/19 Contracted general activity (UDA)	13,502
Carry forward general activity (UDA)	-85
18/19 Contracted orthodontic activity (UOA)	395
Carry forward orthodontic activity (UOA)	7
Baseline contract value	£357,853.16

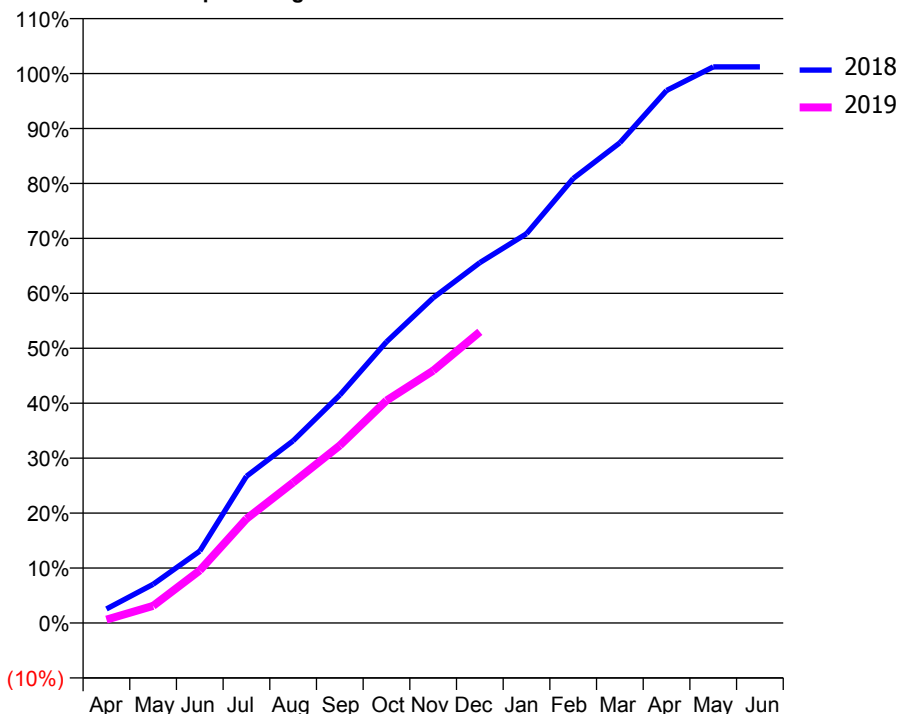
ACCESS*

Patients seen in 24 months	Total	Change since previous quarter
Quarter ending December 2017	4,912	
Quarter ending March 2018	4,888	→
Quarter ending June 2018	4,825	↓
Quarter ending September 2018	4,737	↓
Quarter ending December 2018	4,712	→
Variance since December 2017	(4.1%)	↓



ACTIVITY

Cumulative percentage of contracted UDA delivered 2018 & 2019



Month	Adjusted Scheduled Activity (UDA)	
	2018	2019
April	347	85
May	953	420
June	1,768	1,293
July	3,605	2,560
August	4,476	3,450
September	5,601	4,364
October	6,909	5,466
November	7,991	6,200
December	8,854	7,154
January	9,567	
February	10,922	
March	11,802	
April	13,083	
May	13,664	
June	13,664	

QUALITY

	Quantity	Base Number	Contract	AT	Region	England
% of FP17s for the same patient ID Re-attending within 3 months - Children	42	728	5.8%	9.9%	11.6%	11.8%
% of FP17s for the same patient ID Re-attending within 3 months - Adults	335	3,489	9.6%	14.7%	15.1%	15.6%
% of FP17s for the same patient ID Re-attending between 3 & 9 months - Children	376	728	51.6%	53.0%	59.9%	58.8%
% of FP17s for the same patient ID Re-attending between 3 & 9 months - Adults	1,872	3,489	53.7%	47.8%	52.0%	51.0%
% of FP17s for Band 1 Urgent Courses	109	3,479	3.1%	7.9%	8.0%	9.0%
% of FP17s Relating to Free Repair or Replacements	24	3,479	0.7%	0.7%	0.8%	0.8%
% of FP17s Relating to Continuations	30	3,479	0.9%	0.8%	0.9%	0.9%
% of Patients satisfied with the dentistry they have received	3	3	N/A	93.3%	93.6%	93.2%
% of Patients satisfied with the time they had to wait for an appointment	3	3	N/A	90.1%	88.6%	88.3%

* This is based on patients treated on this contract for their most recent course of treatment. Figures in italics indicate the base number of FP17s or Patient Questionnaire responses are less than 100. N/A is shown where the base number of responses is less than 10 during the period. % is calculated as Quantity/Base number*100

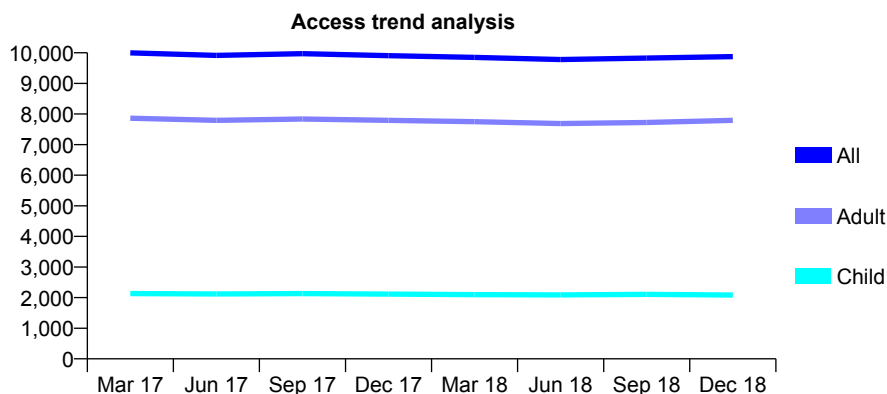
Q54 - Vital Signs At a Glance Contract Report for 631183/0001 - December 2018

Name or company name	Mr Brij Dhody
Contract type name	GDS Contract
Purpose of contract	General
Contract start date	01/04/2006
Contract end date	

18/19 Contracted general activity (UDA)	26,410
Carry forward general activity (UDA)	-509
18/19 Contracted orthodontic activity (UOA)	0
Carry forward orthodontic activity (UOA)	0
Baseline contract value	£653,955.32

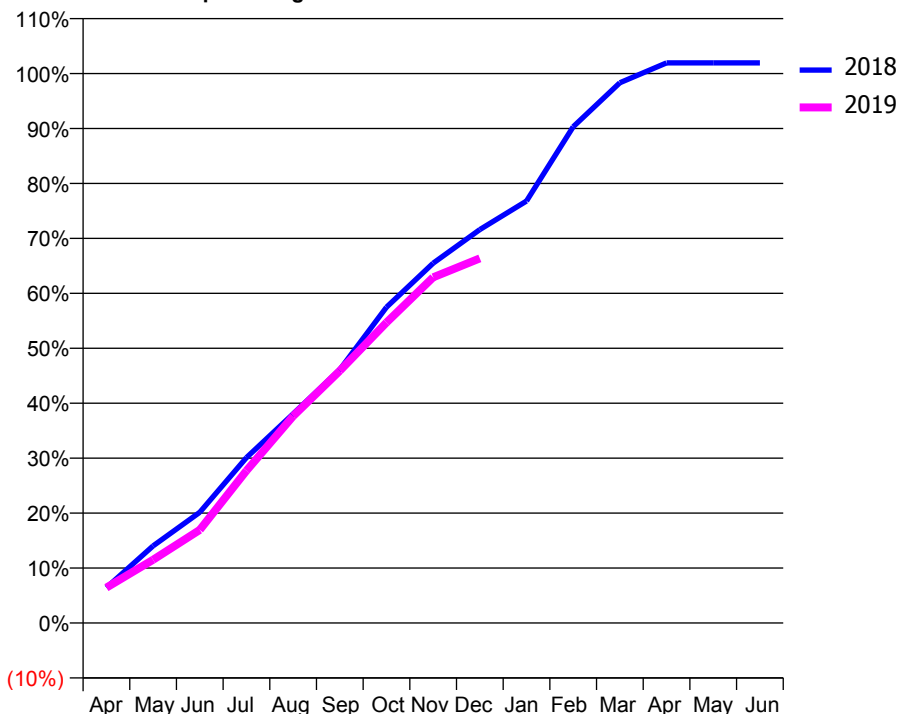
ACCESS*

Patients seen in 24 months	Total	Change since previous quarter
Quarter ending December 2017	9,908	
Quarter ending March 2018	9,849	→
Quarter ending June 2018	9,778	→
Quarter ending September 2018	9,828	→
Quarter ending December 2018	9,875	→
Variance since December 2017	(0.3%)	→



ACTIVITY

Cumulative percentage of contracted UDA delivered 2018 & 2019



Month	Adjusted Scheduled Activity (UDA)	
	2018	2019
April	1,704	1,705
May	3,709	3,041
June	5,321	4,475
July	7,947	7,324
August	10,051	9,946
September	12,180	12,124
October	15,179	14,442
November	17,296	16,615
December	18,911	17,524
January	20,280	
February	23,853	
March	25,965	
April	26,918	
May	26,919	
June	26,919	

QUALITY

	Quantity	Base Number	Contract	AT	Region	England
% of FP17s for the same patient ID Re-attending within 3 months - Children	158	2,079	7.6%	9.9%	11.6%	11.8%
% of FP17s for the same patient ID Re-attending within 3 months - Adults	1,049	7,051	14.9%	14.7%	15.1%	15.6%
% of FP17s for the same patient ID Re-attending between 3 & 9 months - Children	1,089	2,079	52.4%	53.0%	59.9%	58.8%
% of FP17s for the same patient ID Re-attending between 3 & 9 months - Adults	3,481	7,051	49.4%	47.8%	52.0%	51.0%
% of FP17s for Band 1 Urgent Courses	255	7,953	3.2%	7.9%	8.0%	9.0%
% of FP17s Relating to Free Repair or Replacements	30	7,953	0.4%	0.7%	0.8%	0.8%
% of FP17s Relating to Continuations	139	7,953	1.7%	0.8%	0.9%	0.9%
% of Patients satisfied with the dentistry they have received	5	6	N/A	93.3%	93.6%	93.2%
% of Patients satisfied with the time they had to wait for an appointment	5	6	N/A	90.1%	88.6%	88.3%

* This is based on patients treated on this contract for their most recent course of treatment. Figures in italics indicate the base number of FP17s or Patient Questionnaire responses are less than 100. N/A is shown where the base number of responses is less than 10 during the period. % is calculated as Quantity/Base number*100

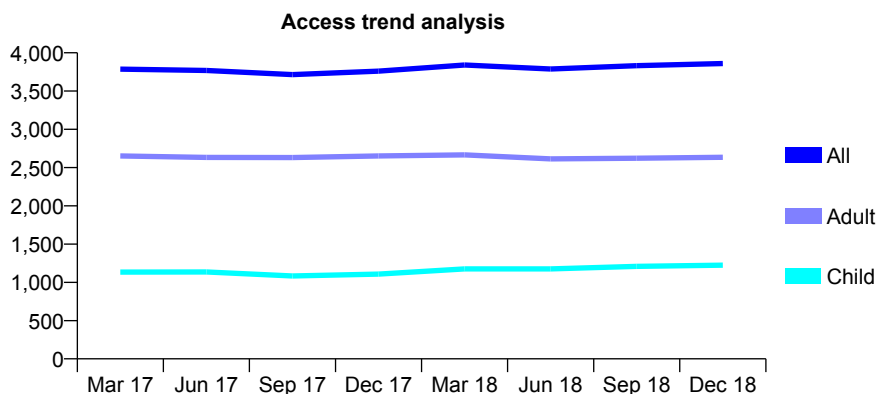
Q54 - Vital Signs At a Glance Contract Report for 638056/0001 - December 2018

Name or company name	Lansdowne Dental
Contract type name	GDS Contract
Purpose of contract	General
Contract start date	01/04/2006
Contract end date	

18/19 Contracted general activity (UDA)	9,422
Carry forward general activity (UDA)	-61
18/19 Contracted orthodontic activity (UOA)	0
Carry forward orthodontic activity (UOA)	0
Baseline contract value	£251,161.77

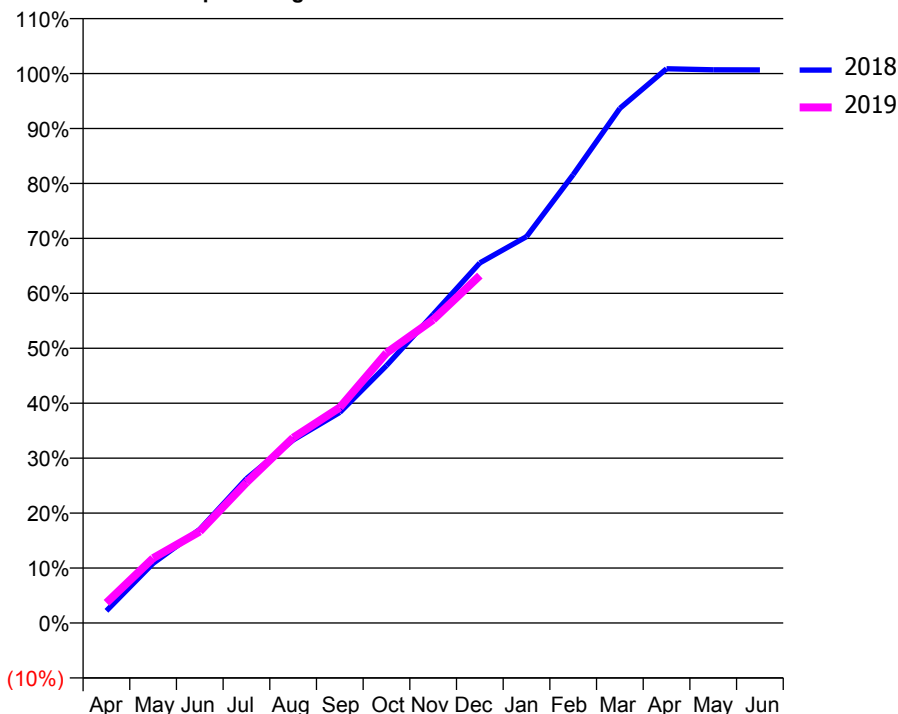
ACCESS*

Patients seen in 24 months	Total	Change since previous quarter
Quarter ending December 2017	3,760	
Quarter ending March 2018	3,841	↑
Quarter ending June 2018	3,789	↓
Quarter ending September 2018	3,831	→
Quarter ending December 2018	3,859	→
Variance since December 2017	2.6%	↑



ACTIVITY

Cumulative percentage of contracted UDA delivered 2018 & 2019



Month	Adjusted Scheduled Activity (UDA)	
	2018	2019
April	209	346
May	1,024	1,113
June	1,606	1,569
July	2,475	2,410
August	3,138	3,177
September	3,610	3,695
October	4,413	4,630
November	5,291	5,200
December	6,175	5,958
January	6,625	
February	7,688	
March	8,824	
April	9,504	
May	9,484	
June	9,483	

QUALITY

	Quantity	Base Number	Contract	AT	Region	England
% of FP17s for the same patient ID Re-attending within 3 months - Children	70	1,183	5.9%	9.9%	11.6%	11.8%
% of FP17s for the same patient ID Re-attending within 3 months - Adults	208	2,051	10.1%	14.7%	15.1%	15.6%
% of FP17s for the same patient ID Re-attending between 3 & 9 months - Children	578	1,183	48.9%	53.0%	59.9%	58.8%
% of FP17s for the same patient ID Re-attending between 3 & 9 months - Adults	849	2,051	41.4%	47.8%	52.0%	51.0%
% of FP17s for Band 1 Urgent Courses	111	3,025	3.7%	7.9%	8.0%	9.0%
% of FP17s Relating to Free Repair or Replacements	31	3,025	1.0%	0.7%	0.8%	0.8%
% of FP17s Relating to Continuations	6	3,025	0.2%	0.8%	0.9%	0.9%
% of Patients satisfied with the dentistry they have received	2	2	N/A	93.3%	93.6%	93.2%
% of Patients satisfied with the time they had to wait for an appointment	2	2	N/A	90.1%	88.6%	88.3%

* This is based on patients treated on this contract for their most recent course of treatment. Figures in italics indicate the base number of FP17s or Patient Questionnaire responses are less than 100. N/A is shown where the base number of responses is less than 10 during the period. % is calculated as Quantity/Base number*100

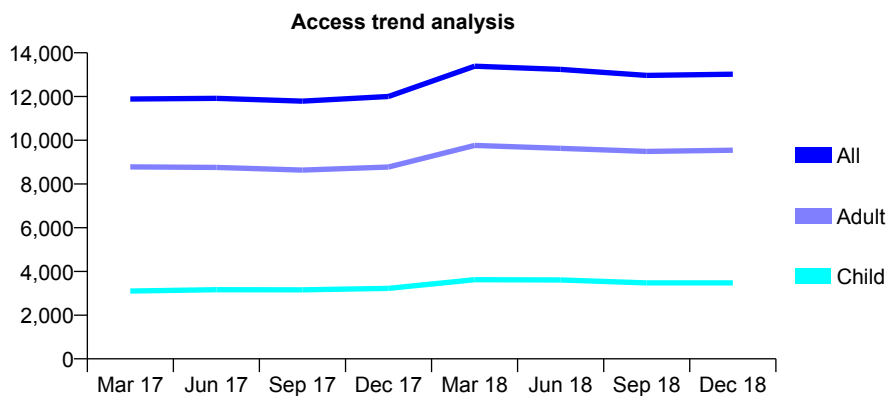
Q54 - Vital Signs At a Glance Contract Report for 638633/0001 - December 2018

Name or company name	Balbir S Bhandal, Amrik S Bhandal & Baljit
Contract type name	GDS Contract
Purpose of contract	General
Contract start date	01/04/2006
Contract end date	

18/19 Contracted general activity (UDA)	45,033
Carry forward general activity (UDA)	69
18/19 Contracted orthodontic activity (UOA)	0
Carry forward orthodontic activity (UOA)	0
Baseline contract value	£1,207,187.76

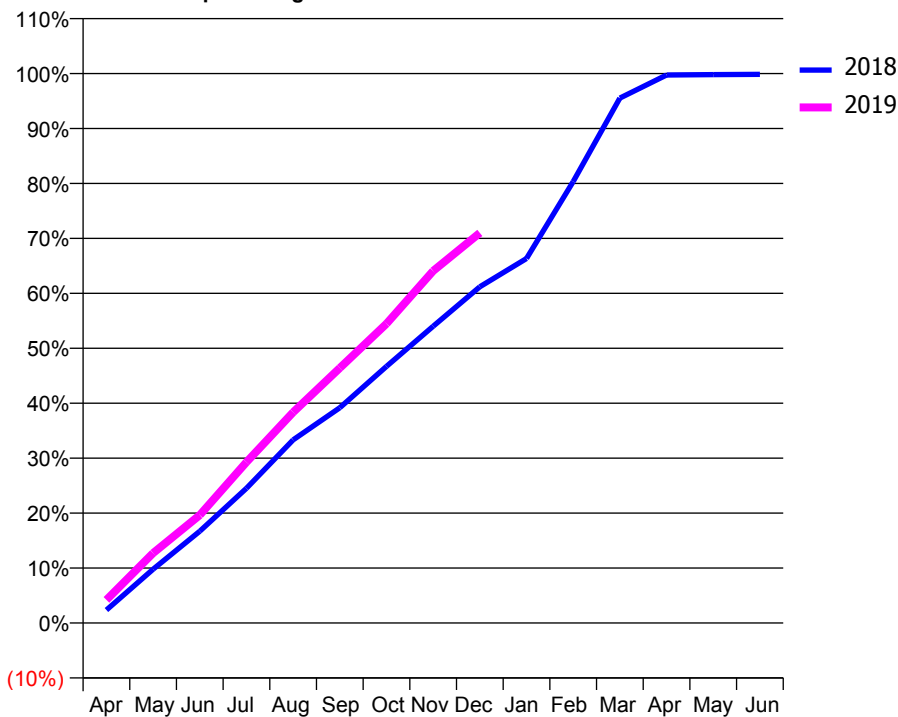
ACCESS*

Patients seen in 24 months	Total	Change since previous quarter
Quarter ending December 2017	12,000	
Quarter ending March 2018	13,386	↑
Quarter ending June 2018	13,239	↓
Quarter ending September 2018	12,968	↓
Quarter ending December 2018	13,019	→
Variance since December 2017	8.5%	↑



ACTIVITY

Cumulative percentage of contracted UDA delivered 2018 & 2019



Month	Adjusted Scheduled Activity (UDA)	
	2018	2019
April	1,064	1,896
May	4,413	5,727
June	7,520	8,849
July	11,041	13,187
August	15,008	17,270
September	17,646	20,904
October	21,030	24,532
November	24,320	28,852
December	27,556	31,965
January	29,874	
February	36,173	
March	43,022	
April	44,906	
May	44,940	
June	44,964	

QUALITY

	Quantity	Base Number	Contract	AT	Region	England
% of FP17s for the same patient ID Re-attending within 3 months - Children	171	3,120	5.5%	9.9%	11.6%	11.8%
% of FP17s for the same patient ID Re-attending within 3 months - Adults	987	7,926	12.5%	14.7%	15.1%	15.6%
% of FP17s for the same patient ID Re-attending between 3 & 9 months - Children	1,366	3,120	43.8%	53.0%	59.9%	58.8%
% of FP17s for the same patient ID Re-attending between 3 & 9 months - Adults	2,646	7,926	33.4%	47.8%	52.0%	51.0%
% of FP17s for Band 1 Urgent Courses	1,508	10,469	14.4%	7.9%	8.0%	9.0%
% of FP17s Relating to Free Repair or Replacements	101	10,469	1.0%	0.7%	0.8%	0.8%
% of FP17s Relating to Continuations	42	10,469	0.4%	0.8%	0.9%	0.9%
% of Patients satisfied with the dentistry they have received	4	4	N/A	93.3%	93.6%	93.2%
% of Patients satisfied with the time they had to wait for an appointment	3	4	N/A	90.1%	88.6%	88.3%

* This is based on patients treated on this contract for their most recent course of treatment. Figures in italics indicate the base number of FP17s or Patient Questionnaire responses are less than 100. N/A is shown where the base number of responses is less than 10 during the period. % is calculated as Quantity/Base number*100

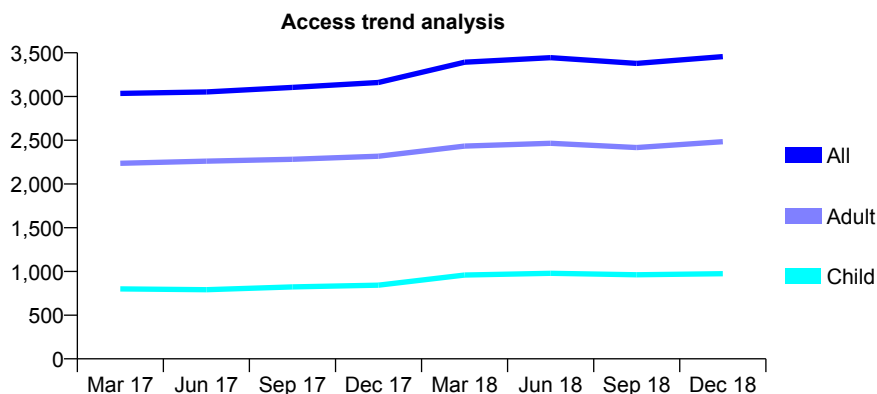
Q54 - Vital Signs At a Glance Contract Report for 638633/0002 - December 2018

Name or company name	Balbir S Bhandal, Amrik S Bhandal & Baljit
Contract type name	GDS Contract
Purpose of contract	General
Contract start date	01/04/2006
Contract end date	

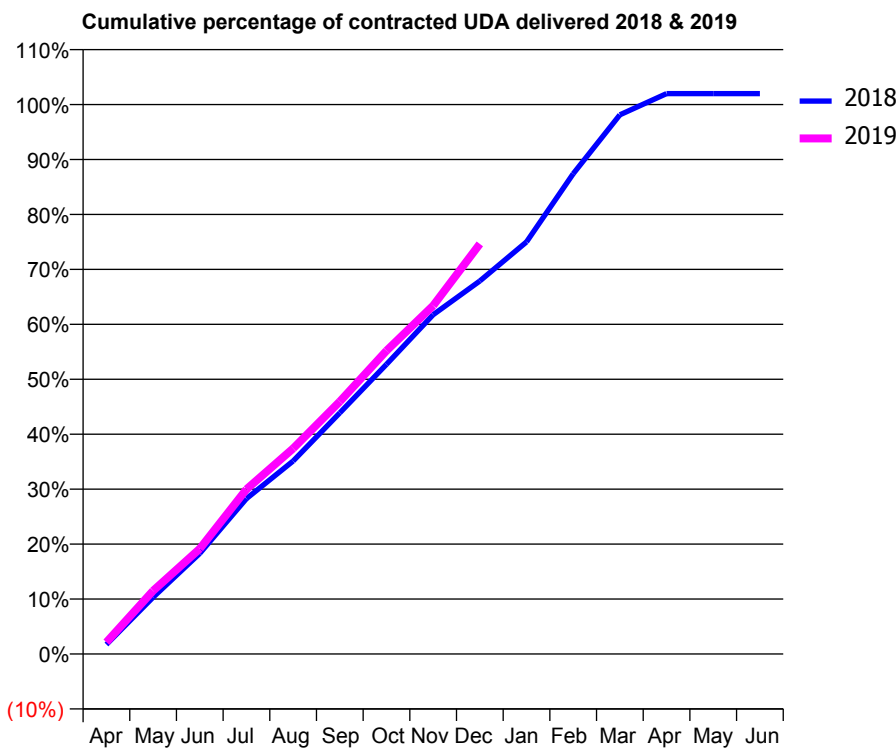
18/19 Contracted general activity (UDA)	9,867
Carry forward general activity (UDA)	-196
18/19 Contracted orthodontic activity (UOA)	0
Carry forward orthodontic activity (UOA)	0
Baseline contract value	£224,288.29

ACCESS*

Patients seen in 24 months	Total	Change since previous quarter
Quarter ending December 2017	3,160	
Quarter ending March 2018	3,392	↑
Quarter ending June 2018	3,445	→
Quarter ending September 2018	3,378	↓
Quarter ending December 2018	3,457	↑
Variance since December 2017	9.4%	↑



ACTIVITY



Month	Adjusted Scheduled Activity (UDA)	
	2018	2019
April	171	212
May	1,019	1,136
June	1,807	1,890
July	2,792	2,958
August	3,467	3,691
September	4,329	4,533
October	5,203	5,446
November	6,092	6,256
December	6,699	7,363
January	7,401	
February	8,625	
March	9,681	
April	10,062	
May	10,063	
June	10,063	

QUALITY

	Quantity	Base Number	Contract	AT	Region	England
% of FP17s for the same patient ID Re-attending within 3 months - Children	8	785	1.0%	9.9%	11.6%	11.8%
% of FP17s for the same patient ID Re-attending within 3 months - Adults	82	1,999	4.1%	14.7%	15.1%	15.6%
% of FP17s for the same patient ID Re-attending between 3 & 9 months - Children	289	785	36.8%	53.0%	59.9%	58.8%
% of FP17s for the same patient ID Re-attending between 3 & 9 months - Adults	932	1,999	46.6%	47.8%	52.0%	51.0%
% of FP17s for Band 1 Urgent Courses	142	2,667	5.3%	7.9%	8.0%	9.0%
% of FP17s Relating to Free Repair or Replacements	11	2,667	0.4%	0.7%	0.8%	0.8%
% of FP17s Relating to Continuations	8	2,667	0.3%	0.8%	0.9%	0.9%
% of Patients satisfied with the dentistry they have received	1	1	N/A	93.3%	93.6%	93.2%
% of Patients satisfied with the time they had to wait for an appointment	1	1	N/A	90.1%	88.6%	88.3%

* This is based on patients treated on this contract for their most recent course of treatment. Figures in italics indicate the base number of FP17s or Patient Questionnaire responses are less than 100. N/A is shown where the base number of responses is less than 10 during the period. % is calculated as Quantity/Base number*100

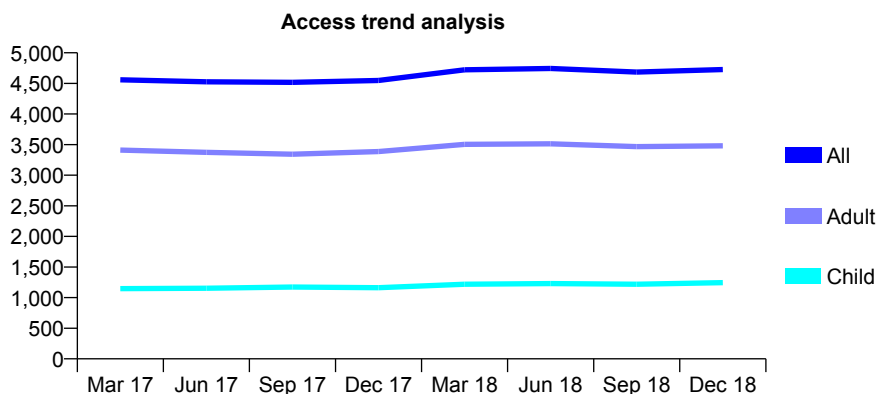
Q54 - Vital Signs At a Glance Contract Report for 638633/0003 - December 2018

Name or company name	Balbir S Bhandal, Amrik S Bhandal & Baljit
Contract type name	GDS Contract
Purpose of contract	General
Contract start date	01/04/2006
Contract end date	

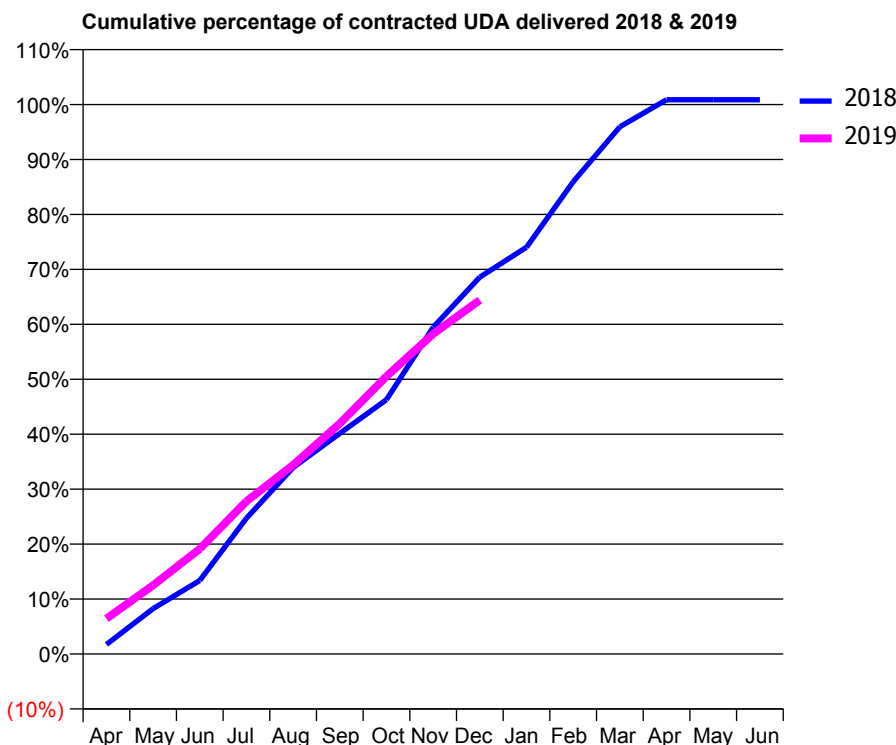
18/19 Contracted general activity (UDA)	13,717
Carry forward general activity (UDA)	-117
18/19 Contracted orthodontic activity (UOA)	0
Carry forward orthodontic activity (UOA)	0
Baseline contract value	£350,284.44

ACCESS*

Patients seen in 24 months	Total	Change since previous quarter
Quarter ending December 2017	4,549	
Quarter ending March 2018	4,723	↑
Quarter ending June 2018	4,744	→
Quarter ending September 2018	4,686	↓
Quarter ending December 2018	4,727	→
Variance since December 2017	3.9%	↑



ACTIVITY



Month	Adjusted Scheduled Activity (UDA)	
	2018	2019
April	238	883
May	1,134	1,717
June	1,837	2,624
July	3,390	3,812
August	4,655	4,718
September	5,508	5,753
October	6,349	6,933
November	8,156	7,990
December	9,409	8,836
January	10,155	
February	11,788	
March	13,161	
April	13,837	
May	13,835	
June	13,835	

QUALITY

	Quantity	Base Number	Contract	AT	Region	England
% of FP17s for the same patient ID Re-attending within 3 months - Children	23	1,040	2.2%	9.9%	11.6%	11.8%
% of FP17s for the same patient ID Re-attending within 3 months - Adults	180	2,726	6.6%	14.7%	15.1%	15.6%
% of FP17s for the same patient ID Re-attending between 3 & 9 months - Children	425	1,040	40.9%	53.0%	59.9%	58.8%
% of FP17s for the same patient ID Re-attending between 3 & 9 months - Adults	1,216	2,726	44.6%	47.8%	52.0%	51.0%
% of FP17s for Band 1 Urgent Courses	113	3,522	3.2%	7.9%	8.0%	9.0%
% of FP17s Relating to Free Repair or Replacements	47	3,522	1.3%	0.7%	0.8%	0.8%
% of FP17s Relating to Continuations	11	3,522	0.3%	0.8%	0.9%	0.9%
% of Patients satisfied with the dentistry they have received	1	1	N/A	93.3%	93.6%	93.2%
% of Patients satisfied with the time they had to wait for an appointment	1	1	N/A	90.1%	88.6%	88.3%

* This is based on patients treated on this contract for their most recent course of treatment. Figures in italics indicate the base number of FP17s or Patient Questionnaire responses are less than 100. N/A is shown where the base number of responses is less than 10 during the period. % is calculated as Quantity/Base number*100

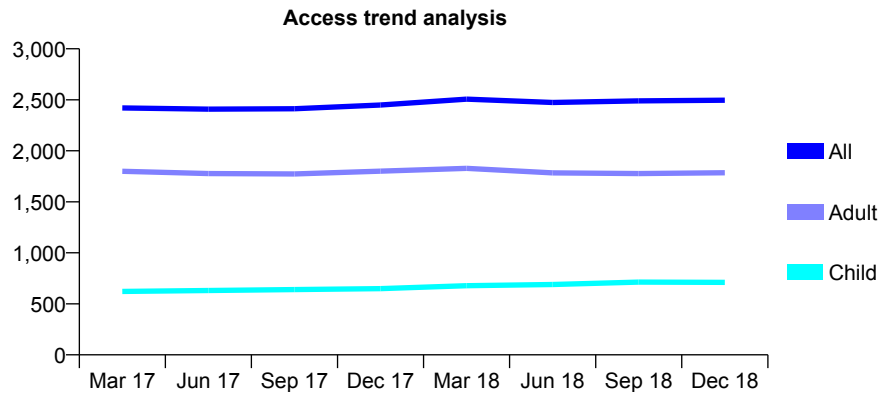
Q54 - Vital Signs At a Glance Contract Report for 638633/0004 - December 2018

Name or company name	Balbir S Bhandal, Amrik S Bhandal & Baljit
Contract type name	GDS Contract
Purpose of contract	General
Contract start date	01/04/2006
Contract end date	

18/19 Contracted general activity (UDA)	7,522
Carry forward general activity (UDA)	-136
18/19 Contracted orthodontic activity (UOA)	0
Carry forward orthodontic activity (UOA)	0
Baseline contract value	£192,027.15

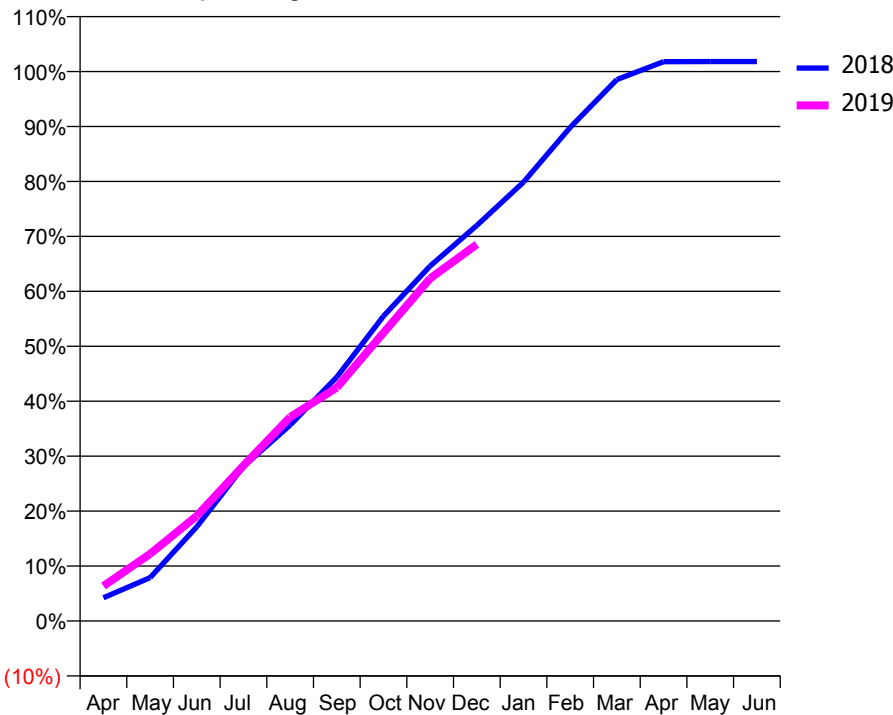
ACCESS*

Patients seen in 24 months	Total	Change since previous quarter
Quarter ending December 2017	2,449	
Quarter ending March 2018	2,506	↑
Quarter ending June 2018	2,474	↓
Quarter ending September 2018	2,490	→
Quarter ending December 2018	2,496	→
Variance since December 2017	1.9%	→



ACTIVITY

Cumulative percentage of contracted UDA delivered 2018 & 2019



Month	Adjusted Scheduled Activity (UDA)	
	2018	2019
April	318	479
May	594	919
June	1,290	1,439
July	2,115	2,127
August	2,683	2,793
September	3,339	3,194
October	4,173	3,946
November	4,860	4,690
December	5,414	5,156
January	6,009	
February	6,756	
March	7,412	
April	7,657	
May	7,659	
June	7,659	

QUALITY

	Quantity	Base Number	Contract	AT	Region	England
% of FP17s for the same patient ID Re-attending within 3 months - Children	36	663	5.4%	9.9%	11.6%	11.8%
% of FP17s for the same patient ID Re-attending within 3 months - Adults	158	1,452	10.9%	14.7%	15.1%	15.6%
% of FP17s for the same patient ID Re-attending between 3 & 9 months - Children	319	663	48.1%	53.0%	59.9%	58.8%
% of FP17s for the same patient ID Re-attending between 3 & 9 months - Adults	589	1,452	40.6%	47.8%	52.0%	51.0%
% of FP17s for Band 1 Urgent Courses	131	2,040	6.4%	7.9%	8.0%	9.0%
% of FP17s Relating to Free Repair or Replacements	11	2,040	0.5%	0.7%	0.8%	0.8%
% of FP17s Relating to Continuations	10	2,040	0.5%	0.8%	0.9%	0.9%
% of Patients satisfied with the dentistry they have received	0	0	N/A	93.3%	93.6%	93.2%
% of Patients satisfied with the time they had to wait for an appointment	0	0	N/A	90.1%	88.6%	88.3%

* This is based on patients treated on this contract for their most recent course of treatment. Figures in italics indicate the base number of FP17s or Patient Questionnaire responses are less than 100. N/A is shown where the base number of responses is less than 10 during the period. % is calculated as Quantity/Base number*100

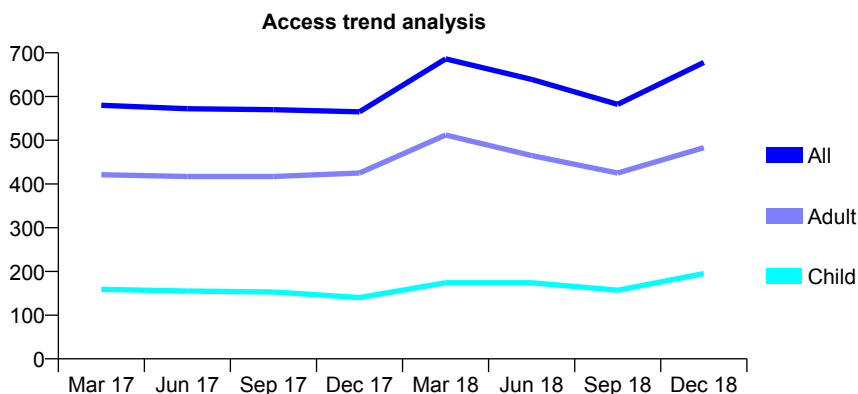
Q54 - Vital Signs At a Glance Contract Report for 638633/0005 - December 2018

Name or company name	Balbir S Bhandal, Amrik S Bhandal & Baljit
Contract type name	GDS Contract
Purpose of contract	General and Orthodontic
Contract start date	01/04/2006
Contract end date	

18/19 Contracted general activity (UDA)	2,045
Carry forward general activity (UDA)	-38
18/19 Contracted orthodontic activity (UOA)	450
Carry forward orthodontic activity (UOA)	1,049
Baseline contract value	£76,300.28

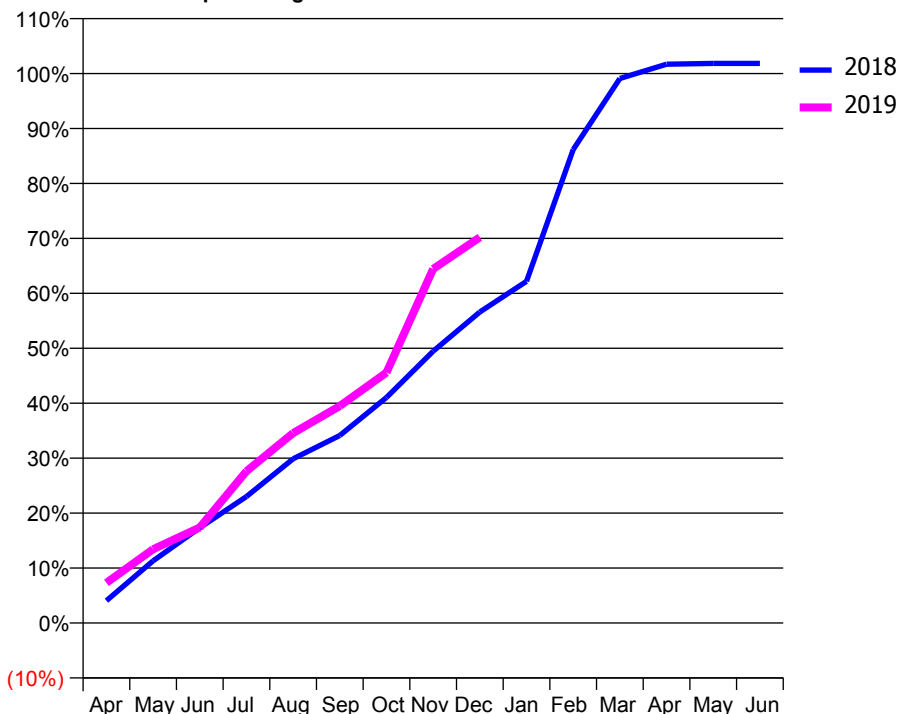
ACCESS*

Patients seen in 24 months	Total	Change since previous quarter
Quarter ending December 2017	565	
Quarter ending March 2018	686	↑
Quarter ending June 2018	639	↓
Quarter ending September 2018	582	↓
Quarter ending December 2018	678	↑
Variance since December 2017	20.0%	↑



ACTIVITY

Cumulative percentage of contracted UDA delivered 2018 & 2019



Adjusted Scheduled Activity (UDA)		
Month	2018	2019
April	83	149
May	231	275
June	355	356
July	471	565
August	611	707
September	698	808
October	839	932
November	1,012	1,318
December	1,157	1,435
January	1,272	
February	1,762	
March	2,026	
April	2,080	
May	2,083	
June	2,083	

QUALITY

	Quantity	Base Number	Contract	AT	Region	England
% of FP17s for the same patient ID Re-attending within 3 months - Children	31	292	10.6%	9.9%	11.6%	11.8%
% of FP17s for the same patient ID Re-attending within 3 months - Adults	37	448	8.3%	14.7%	15.1%	15.6%
% of FP17s for the same patient ID Re-attending between 3 & 9 months - Children	76	292	26.0%	53.0%	59.9%	58.8%
% of FP17s for the same patient ID Re-attending between 3 & 9 months - Adults	248	448	55.4%	47.8%	52.0%	51.0%
% of FP17s for Band 1 Urgent Courses	26	620	4.2%	7.9%	8.0%	9.0%
% of FP17s Relating to Free Repair or Replacements	0	620	0.0%	0.7%	0.8%	0.8%
% of FP17s Relating to Continuations	2	620	0.3%	0.8%	0.9%	0.9%
% of Patients satisfied with the dentistry they have received	0	0	N/A	93.3%	93.6%	93.2%
% of Patients satisfied with the time they had to wait for an appointment	0	0	N/A	90.1%	88.6%	88.3%

* This is based on patients treated on this contract for their most recent course of treatment. Figures in italics indicate the base number of FP17s or Patient Questionnaire responses are less than 100. N/A is shown where the base number of responses is less than 10 during the period. % is calculated as Quantity/Base number*100

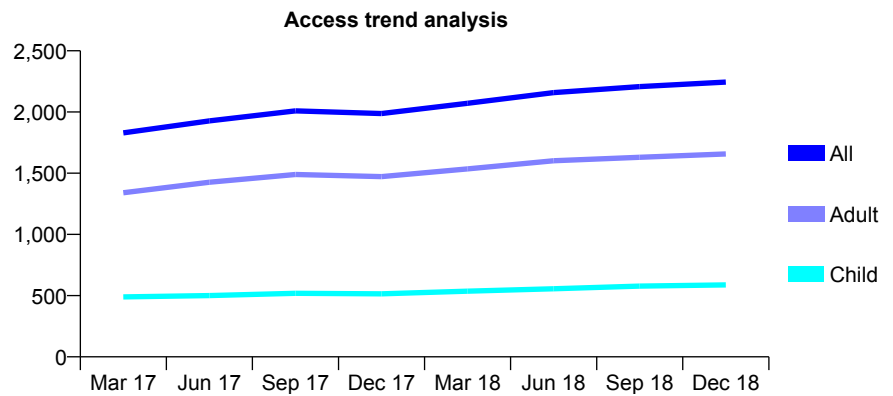
Q54 - Vital Signs At a Glance Contract Report for 638633/0006 - December 2018

Name or company name	Balbir S Bhandal, Amrik S Bhandal & Baljit
Contract type name	GDS Contract
Purpose of contract	General
Contract start date	01/04/2006
Contract end date	

18/19 Contracted general activity (UDA)	6,103
Carry forward general activity (UDA)	-3
18/19 Contracted orthodontic activity (UOA)	0
Carry forward orthodontic activity (UOA)	0
Baseline contract value	£135,638.92

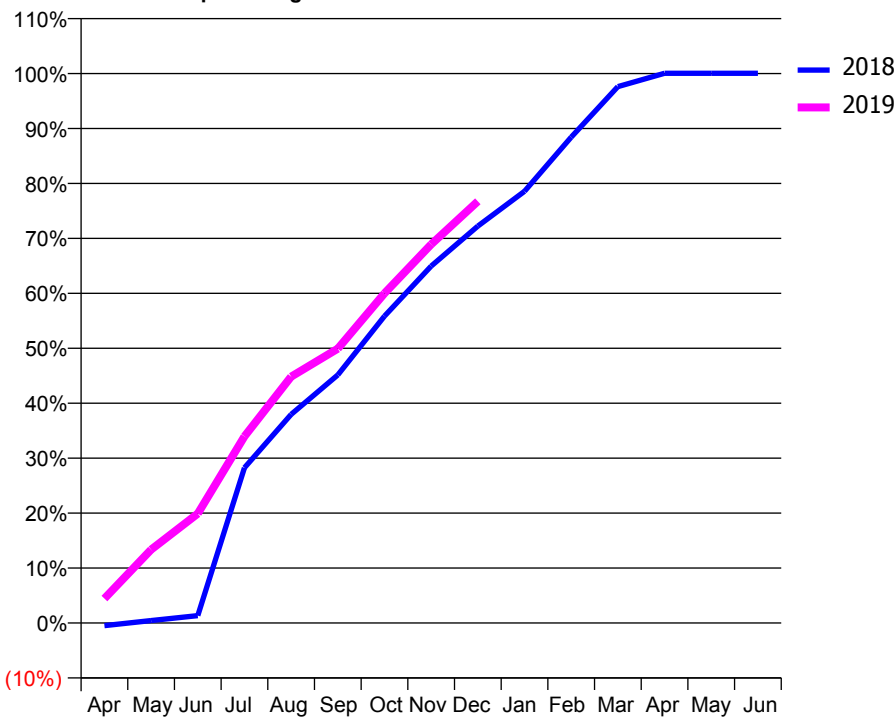
ACCESS*

Patients seen in 24 months	Total	Change since previous quarter
Quarter ending December 2017	1,987	
Quarter ending March 2018	2,071	↑
Quarter ending June 2018	2,158	↑
Quarter ending September 2018	2,208	↑
Quarter ending December 2018	2,245	→
Variance since December 2017	13.0%	↑



ACTIVITY

Cumulative percentage of contracted UDA delivered 2018 & 2019



Month	Adjusted Scheduled Activity (UDA)	
	2018	2019
April	-30	272
May	28	815
June	82	1,215
July	1,725	2,073
August	2,317	2,736
September	2,755	3,047
October	3,409	3,662
November	3,964	4,205
December	4,408	4,683
January	4,795	
February	5,396	
March	5,958	
April	6,106	
May	6,106	
June	6,106	

QUALITY

	Quantity	Base Number	Contract	AT	Region	England
% of FP17s for the same patient ID Re-attending within 3 months - Children	11	544	2.0%	9.9%	11.6%	11.8%
% of FP17s for the same patient ID Re-attending within 3 months - Adults	60	1,225	4.9%	14.7%	15.1%	15.6%
% of FP17s for the same patient ID Re-attending between 3 & 9 months - Children	264	544	48.5%	53.0%	59.9%	58.8%
% of FP17s for the same patient ID Re-attending between 3 & 9 months - Adults	482	1,225	39.3%	47.8%	52.0%	51.0%
% of FP17s for Band 1 Urgent Courses	51	1,721	3.0%	7.9%	8.0%	9.0%
% of FP17s Relating to Free Repair or Replacements	14	1,721	0.8%	0.7%	0.8%	0.8%
% of FP17s Relating to Continuations	6	1,721	0.3%	0.8%	0.9%	0.9%
% of Patients satisfied with the dentistry they have received	1	1	N/A	93.3%	93.6%	93.2%
% of Patients satisfied with the time they had to wait for an appointment	1	1	N/A	90.1%	88.6%	88.3%

* This is based on patients treated on this contract for their most recent course of treatment. Figures in italics indicate the base number of FP17s or Patient Questionnaire responses are less than 100. N/A is shown where the base number of responses is less than 10 during the period. % is calculated as Quantity/Base number*100

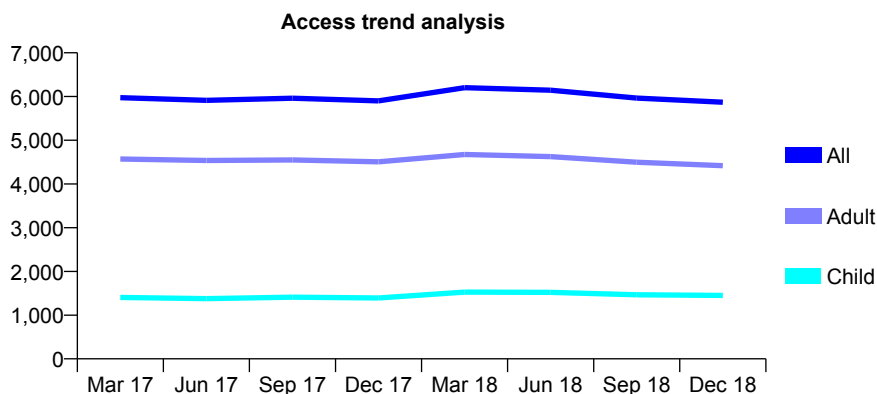
Q54 - Vital Signs At a Glance Contract Report for 638633/0007 - December 2018

Name or company name	Balbir S Bhandal, Amrik S Bhandal & Baljit
Contract type name	GDS Contract
Purpose of contract	General
Contract start date	01/04/2006
Contract end date	

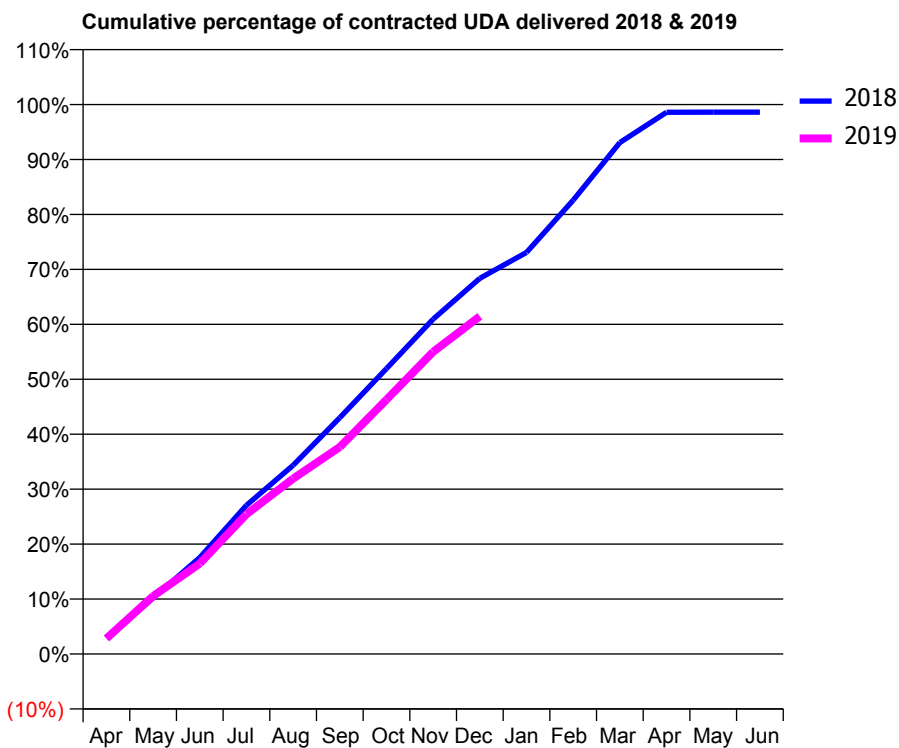
18/19 Contracted general activity (UDA)	19,396
Carry forward general activity (UDA)	269
18/19 Contracted orthodontic activity (UOA)	0
Carry forward orthodontic activity (UOA)	0
Baseline contract value	£457,462.59

ACCESS*

Patients seen in 24 months	Total	Change since previous quarter
Quarter ending December 2017	5,901	
Quarter ending March 2018	6,201	↑
Quarter ending June 2018	6,143	→
Quarter ending September 2018	5,964	↓
Quarter ending December 2018	5,870	↓
Variance since December 2017	(0.5%)	→



ACTIVITY



Month	Adjusted Scheduled Activity (UDA)	
	2018	2019
April	568	547
May	1,980	2,043
June	3,403	3,195
July	5,252	4,934
August	6,664	6,191
September	8,342	7,306
October	10,076	8,976
November	11,819	10,670
December	13,259	11,919
January	14,175	
February	16,019	
March	18,053	
April	19,122	
May	19,126	
June	19,126	

QUALITY

	Quantity	Base Number	Contract	AT	Region	England
% of FP17s for the same patient ID Re-attending within 3 months - Children	77	1,375	5.6%	9.9%	11.6%	11.8%
% of FP17s for the same patient ID Re-attending within 3 months - Adults	502	3,930	12.8%	14.7%	15.1%	15.6%
% of FP17s for the same patient ID Re-attending between 3 & 9 months - Children	660	1,375	48.0%	53.0%	59.9%	58.8%
% of FP17s for the same patient ID Re-attending between 3 & 9 months - Adults	1,834	3,930	46.7%	47.8%	52.0%	51.0%
% of FP17s for Band 1 Urgent Courses	274	4,888	5.6%	7.9%	8.0%	9.0%
% of FP17s Relating to Free Repair or Replacements	54	4,888	1.1%	0.7%	0.8%	0.8%
% of FP17s Relating to Continuations	57	4,888	1.2%	0.8%	0.9%	0.9%
% of Patients satisfied with the dentistry they have received	2	2	N/A	93.3%	93.6%	93.2%
% of Patients satisfied with the time they had to wait for an appointment	2	2	N/A	90.1%	88.6%	88.3%

* This is based on patients treated on this contract for their most recent course of treatment. Figures in italics indicate the base number of FP17s or Patient Questionnaire responses are less than 100. N/A is shown where the base number of responses is less than 10 during the period. % is calculated as Quantity/Base number*100

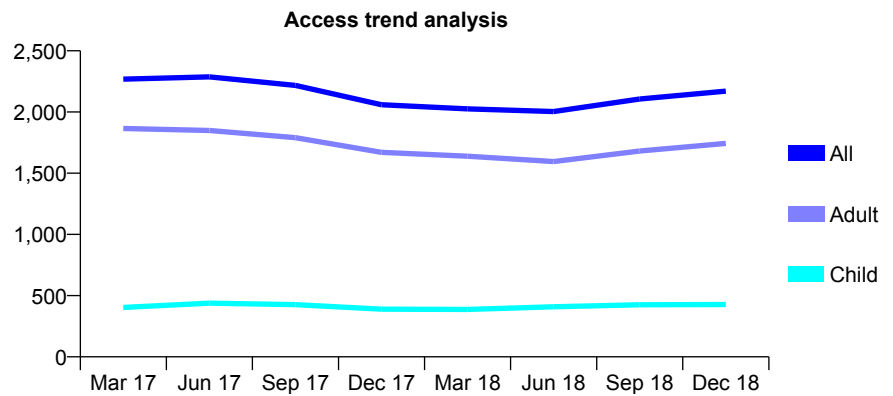
Q54 - Vital Signs At a Glance Contract Report for 638633/0008 - December 2018

Name or company name	Balbir S Bhandal, Amrik S Bhandal & Baljit
Contract type name	GDS Contract
Purpose of contract	General
Contract start date	01/04/2006
Contract end date	

18/19 Contracted general activity (UDA)	9,466
Carry forward general activity (UDA)	161
18/19 Contracted orthodontic activity (UOA)	0
Carry forward orthodontic activity (UOA)	0
Baseline contract value	£233,948.00

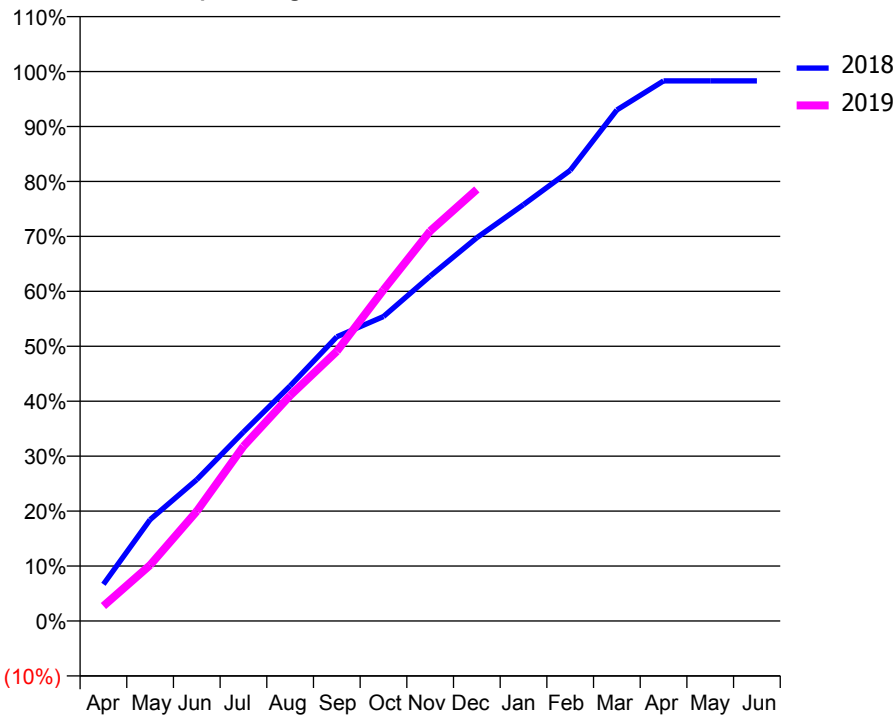
ACCESS*

Patients seen in 24 months	Total	Change since previous quarter
Quarter ending December 2017	2,059	
Quarter ending March 2018	2,026	↓
Quarter ending June 2018	2,004	↓
Quarter ending September 2018	2,106	↑
Quarter ending December 2018	2,171	↑
Variance since December 2017	5.4%	↑



ACTIVITY

Cumulative percentage of contracted UDA delivered 2018 & 2019



Month	Adjusted Scheduled Activity (UDA)	
	2018	2019
April	633	259
May	1,748	965
June	2,436	1,892
July	3,256	3,010
August	4,050	3,884
September	4,897	4,645
October	5,246	5,704
November	5,941	6,718
December	6,602	7,435
January	7,172	
February	7,762	
March	8,804	
April	9,304	
May	9,304	
June	9,304	

QUALITY

	Quantity	Base Number	Contract	AT	Region	England
% of FP17s for the same patient ID Re-attending within 3 months - Children	8	373	2.1%	9.9%	11.6%	11.8%
% of FP17s for the same patient ID Re-attending within 3 months - Adults	136	1,465	9.3%	14.7%	15.1%	15.6%
% of FP17s for the same patient ID Re-attending between 3 & 9 months - Children	137	373	36.7%	53.0%	59.9%	58.8%
% of FP17s for the same patient ID Re-attending between 3 & 9 months - Adults	493	1,465	33.7%	47.8%	52.0%	51.0%
% of FP17s for Band 1 Urgent Courses	135	1,739	7.8%	7.9%	8.0%	9.0%
% of FP17s Relating to Free Repair or Replacements	8	1,739	0.5%	0.7%	0.8%	0.8%
% of FP17s Relating to Continuations	18	1,739	1.0%	0.8%	0.9%	0.9%
% of Patients satisfied with the dentistry they have received	1	1	N/A	93.3%	93.6%	93.2%
% of Patients satisfied with the time they had to wait for an appointment	1	1	N/A	90.1%	88.6%	88.3%

* This is based on patients treated on this contract for their most recent course of treatment. Figures in italics indicate the base number of FP17s or Patient Questionnaire responses are less than 100. N/A is shown where the base number of responses is less than 10 during the period. % is calculated as Quantity/Base number*100

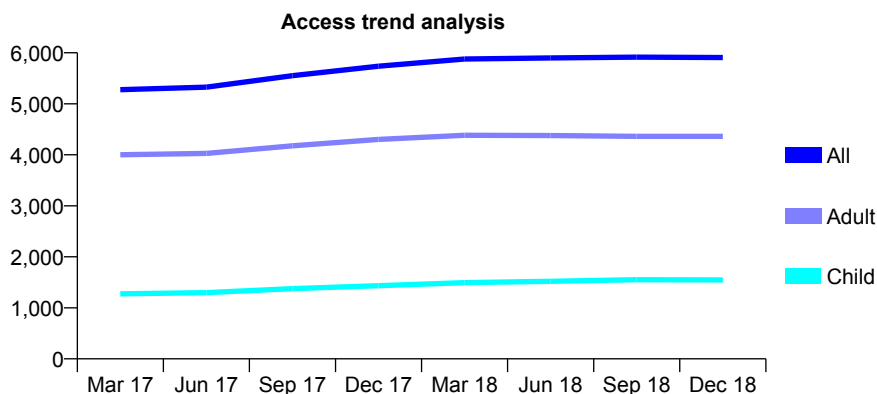
Q54 - Vital Signs At a Glance Contract Report for 638633/0009 - December 2018

Name or company name	Balbir S Bhandal, Amrik S Bhandal & Baljit
Contract type name	GDS Contract
Purpose of contract	General
Contract start date	01/04/2006
Contract end date	

18/19 Contracted general activity (UDA)	18,695
Carry forward general activity (UDA)	-373
18/19 Contracted orthodontic activity (UOA)	0
Carry forward orthodontic activity (UOA)	0
Baseline contract value	£443,229.64

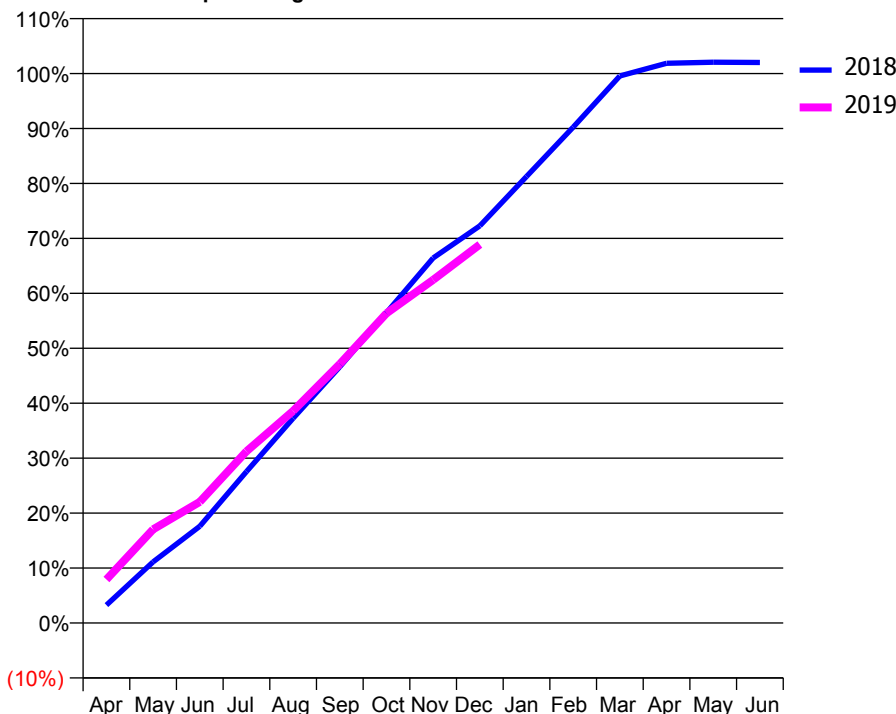
ACCESS*

Patients seen in 24 months	Total	Change since previous quarter
Quarter ending December 2017	5,736	
Quarter ending March 2018	5,879	↑
Quarter ending June 2018	5,899	→
Quarter ending September 2018	5,915	→
Quarter ending December 2018	5,907	→
Variance since December 2017	3.0%	↑



ACTIVITY

Cumulative percentage of contracted UDA delivered 2018 & 2019



Month	Adjusted Scheduled Activity (UDA)	
	2018	2019
April	611	1,483
May	2,082	3,186
June	3,291	4,121
July	5,152	5,840
August	6,965	7,215
September	8,718	8,813
October	10,557	10,535
November	12,420	11,675
December	13,513	12,876
January	15,193	
February	16,870	
March	18,612	
April	19,044	
May	19,080	
June	19,068	

QUALITY

	Quantity	Base Number	Contract	AT	Region	England
% of FP17s for the same patient ID Re-attending within 3 months - Children	54	1,426	3.8%	9.9%	11.6%	11.8%
% of FP17s for the same patient ID Re-attending within 3 months - Adults	319	3,716	8.6%	14.7%	15.1%	15.6%
% of FP17s for the same patient ID Re-attending between 3 & 9 months - Children	704	1,426	49.4%	53.0%	59.9%	58.8%
% of FP17s for the same patient ID Re-attending between 3 & 9 months - Adults	1,887	3,716	50.8%	47.8%	52.0%	51.0%
% of FP17s for Band 1 Urgent Courses	166	4,942	3.4%	7.9%	8.0%	9.0%
% of FP17s Relating to Free Repair or Replacements	42	4,942	0.8%	0.7%	0.8%	0.8%
% of FP17s Relating to Continuations	35	4,942	0.7%	0.8%	0.9%	0.9%
% of Patients satisfied with the dentistry they have received	4	4	N/A	93.3%	93.6%	93.2%
% of Patients satisfied with the time they had to wait for an appointment	4	4	N/A	90.1%	88.6%	88.3%

* This is based on patients treated on this contract for their most recent course of treatment. Figures in italics indicate the base number of FP17s or Patient Questionnaire responses are less than 100. N/A is shown where the base number of responses is less than 10 during the period. % is calculated as Quantity/Base number*100

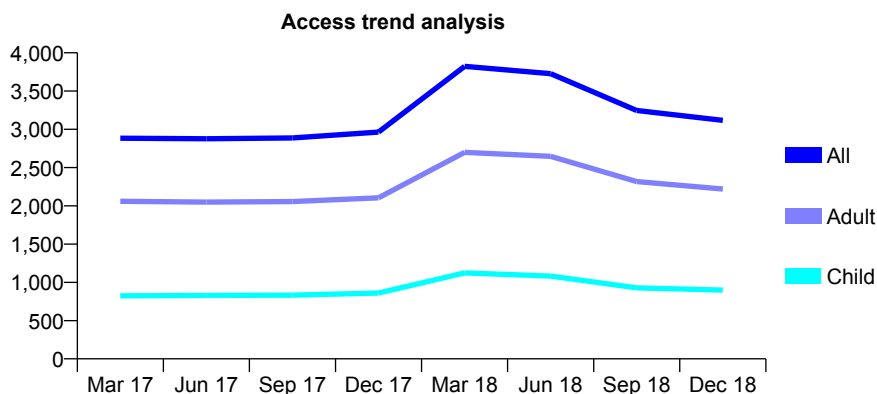
Q54 - Vital Signs At a Glance Contract Report for 638633/0010 - December 2018

Name or company name	Balbir S Bhandal, Amrik S Bhandal & Baljit
Contract type name	GDS Contract
Purpose of contract	General
Contract start date	01/04/2006
Contract end date	

18/19 Contracted general activity (UDA)	11,660
Carry forward general activity (UDA)	-176
18/19 Contracted orthodontic activity (UOA)	0
Carry forward orthodontic activity (UOA)	0
Baseline contract value	£307,267.33

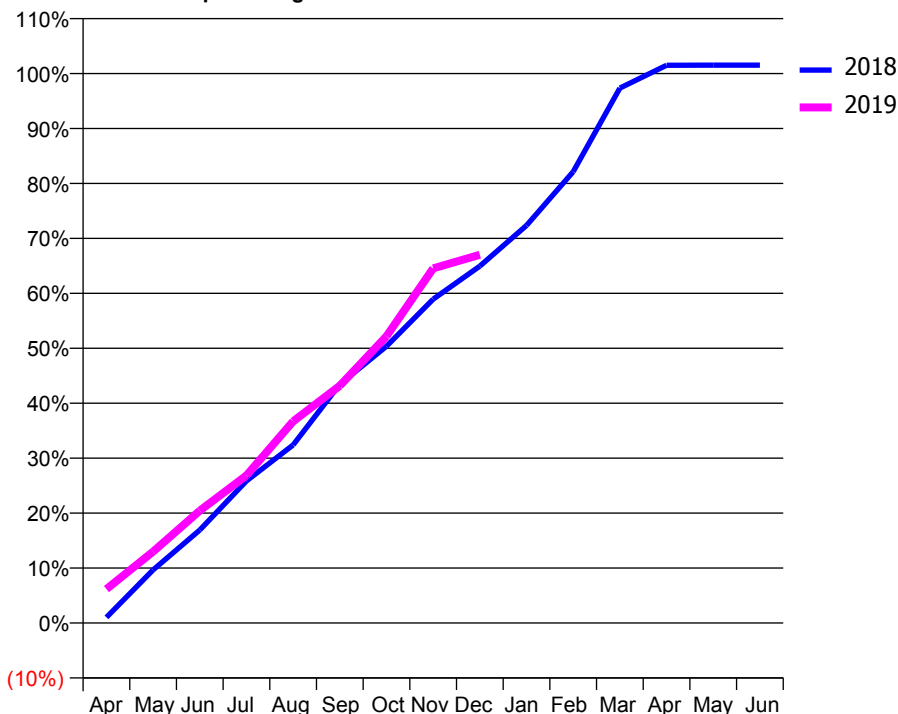
ACCESS*

Patients seen in 24 months	Total	Change since previous quarter
Quarter ending December 2017	2,964	
Quarter ending March 2018	3,823	↑
Quarter ending June 2018	3,728	↓
Quarter ending September 2018	3,246	↓
Quarter ending December 2018	3,118	↓
Variance since December 2017	5.2%	↑



ACTIVITY

Cumulative percentage of contracted UDA delivered 2018 & 2019



Month	Adjusted Scheduled Activity (UDA)	
	2018	2019
April	119	720
May	1,128	1,515
June	1,973	2,383
July	3,015	3,131
August	3,780	4,281
September	5,065	5,034
October	5,873	6,084
November	6,870	7,526
December	7,574	7,813
January	8,435	
February	9,578	
March	11,352	
April	11,834	
May	11,837	
June	11,837	

QUALITY

	Quantity	Base Number	Contract	AT	Region	England
% of FP17s for the same patient ID Re-attending within 3 months - Children	48	816	5.9%	9.9%	11.6%	11.8%
% of FP17s for the same patient ID Re-attending within 3 months - Adults	235	1,752	13.4%	14.7%	15.1%	15.6%
% of FP17s for the same patient ID Re-attending between 3 & 9 months - Children	376	816	46.1%	53.0%	59.9%	58.8%
% of FP17s for the same patient ID Re-attending between 3 & 9 months - Adults	600	1,752	34.2%	47.8%	52.0%	51.0%
% of FP17s for Band 1 Urgent Courses	206	2,340	8.8%	7.9%	8.0%	9.0%
% of FP17s Relating to Free Repair or Replacements	20	2,340	0.9%	0.7%	0.8%	0.8%
% of FP17s Relating to Continuations	11	2,340	0.5%	0.8%	0.9%	0.9%
% of Patients satisfied with the dentistry they have received	0	0	N/A	93.3%	93.6%	93.2%
% of Patients satisfied with the time they had to wait for an appointment	0	0	N/A	90.1%	88.6%	88.3%

* This is based on patients treated on this contract for their most recent course of treatment. Figures in italics indicate the base number of FP17s or Patient Questionnaire responses are less than 100. N/A is shown where the base number of responses is less than 10 during the period. % is calculated as Quantity/Base number*100

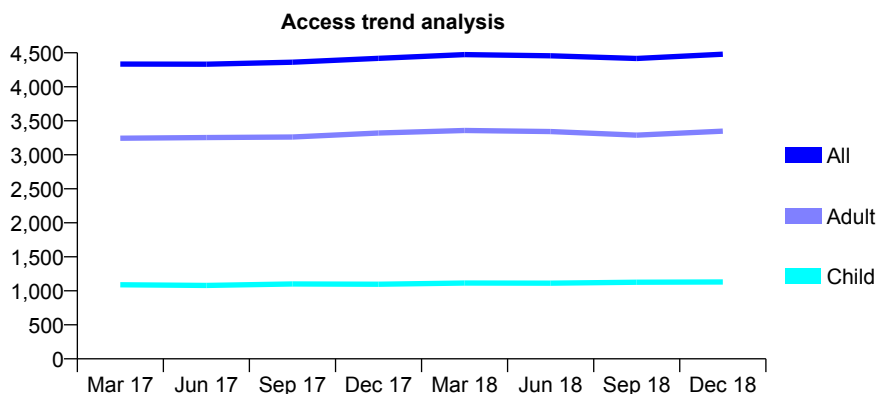
Q54 - Vital Signs At a Glance Contract Report for 638633/0011 - December 2018

Name or company name	Balbir S Bhandal, Amrik S Bhandal & Baljit
Contract type name	GDS Contract
Purpose of contract	General and Orthodontic
Contract start date	01/04/2006
Contract end date	

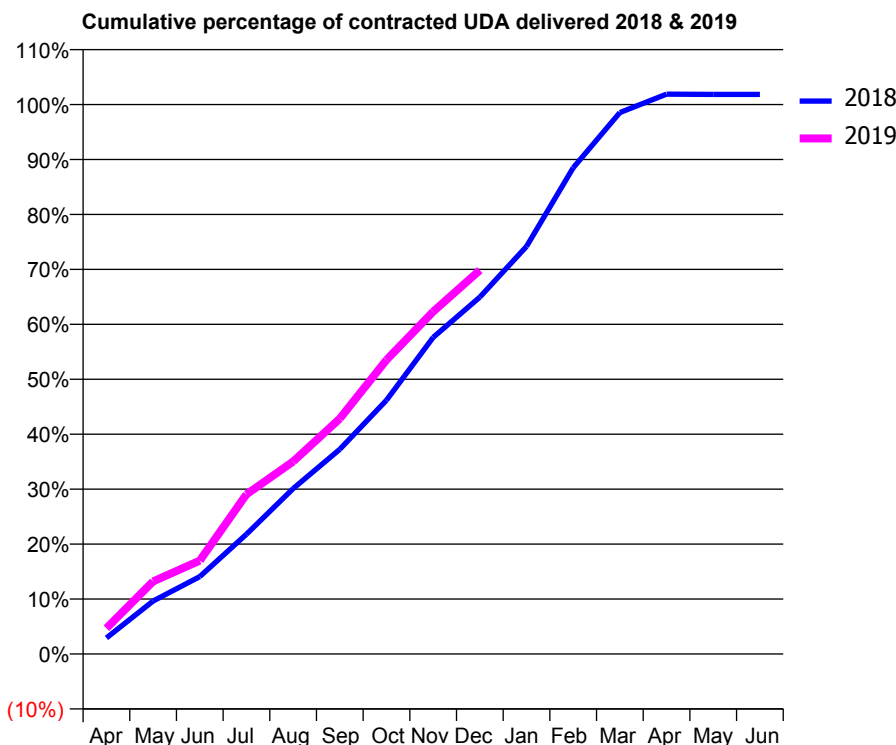
18/19 Contracted general activity (UDA)	13,730
Carry forward general activity (UDA)	-252
18/19 Contracted orthodontic activity (UOA)	529
Carry forward orthodontic activity (UOA)	10
Baseline contract value	£379,985.75

ACCESS*

Patients seen in 24 months	Total	Change since previous quarter
Quarter ending December 2017	4,418	
Quarter ending March 2018	4,473	→
Quarter ending June 2018	4,455	→
Quarter ending September 2018	4,416	→
Quarter ending December 2018	4,479	→
Variance since December 2017	1.4%	→



ACTIVITY



Month	Adjusted Scheduled Activity (UDA)	
	2018	2019
April	402	646
May	1,323	1,815
June	1,933	2,333
July	2,993	3,990
August	4,132	4,809
September	5,115	5,884
October	6,343	7,349
November	7,913	8,554
December	8,918	9,589
January	10,185	
February	12,150	
March	13,530	
April	13,990	
May	13,982	
June	13,982	

QUALITY

	Quantity	Base Number	Contract	AT	Region	England
% of FP17s for the same patient ID Re-attending within 3 months - Children	35	1,203	2.9%	9.9%	11.6%	11.8%
% of FP17s for the same patient ID Re-attending within 3 months - Adults	226	3,226	7.0%	14.7%	15.1%	15.6%
% of FP17s for the same patient ID Re-attending between 3 & 9 months - Children	789	1,203	65.6%	53.0%	59.9%	58.8%
% of FP17s for the same patient ID Re-attending between 3 & 9 months - Adults	1,945	3,226	60.3%	47.8%	52.0%	51.0%
% of FP17s for Band 1 Urgent Courses	177	4,194	4.2%	7.9%	8.0%	9.0%
% of FP17s Relating to Free Repair or Replacements	16	4,194	0.4%	0.7%	0.8%	0.8%
% of FP17s Relating to Continuations	10	4,194	0.2%	0.8%	0.9%	0.9%
% of Patients satisfied with the dentistry they have received	4	4	N/A	93.3%	93.6%	93.2%
% of Patients satisfied with the time they had to wait for an appointment	3	4	N/A	90.1%	88.6%	88.3%

* This is based on patients treated on this contract for their most recent course of treatment. Figures in italics indicate the base number of FP17s or Patient Questionnaire responses are less than 100. N/A is shown where the base number of responses is less than 10 during the period. % is calculated as Quantity/Base number*100

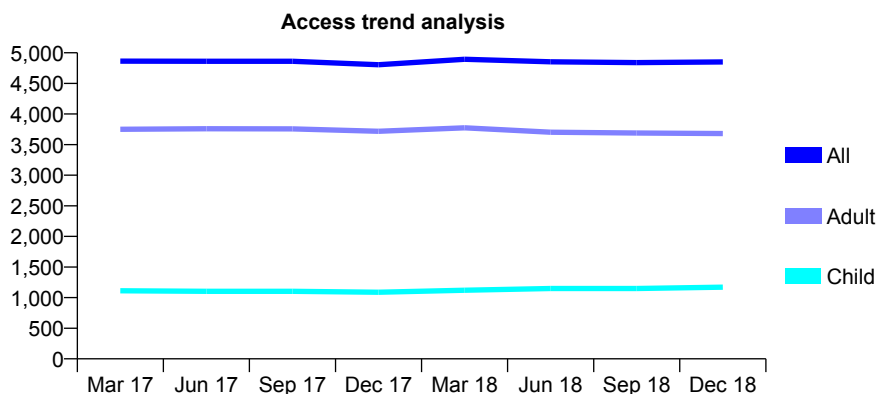
Q54 - Vital Signs At a Glance Contract Report for 638633/0013 - December 2018

Name or company name	Balbir S Bhandal, Amrik S Bhandal & Baljit
Contract type name	GDS Contract
Purpose of contract	General
Contract start date	01/04/2006
Contract end date	

18/19 Contracted general activity (UDA)	16,321
Carry forward general activity (UDA)	411
18/19 Contracted orthodontic activity (UOA)	0
Carry forward orthodontic activity (UOA)	0
Baseline contract value	£357,105.31

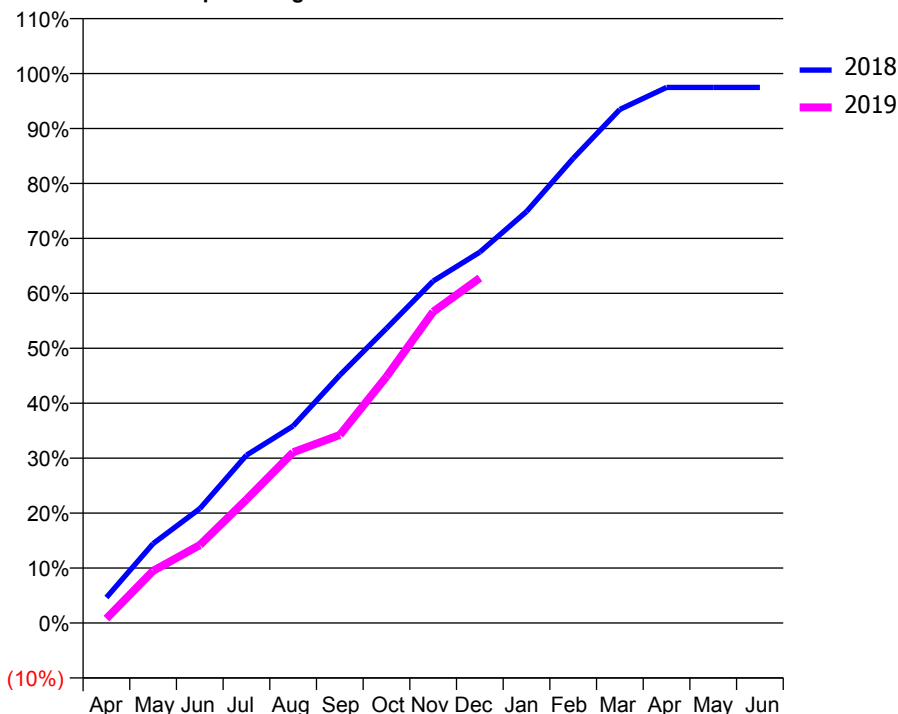
ACCESS*

Patients seen in 24 months	Total	Change since previous quarter
Quarter ending December 2017	4,806	
Quarter ending March 2018	4,894	→
Quarter ending June 2018	4,853	→
Quarter ending September 2018	4,840	→
Quarter ending December 2018	4,850	→
Variance since December 2017	0.9%	→



ACTIVITY

Cumulative percentage of contracted UDA delivered 2018 & 2019



Month	Adjusted Scheduled Activity (UDA)	
	2018	2019
April	758	134
May	2,359	1,552
June	3,396	2,316
July	4,985	3,670
August	5,851	5,072
September	7,362	5,585
October	8,752	7,318
November	10,156	9,247
December	11,016	10,249
January	12,222	
February	13,800	
March	15,252	
April	15,908	
May	15,909	
June	15,909	

QUALITY

	Quantity	Base Number	Contract	AT	Region	England
% of FP17s for the same patient ID Re-attending within 3 months - Children	41	1,123	3.7%	9.9%	11.6%	11.8%
% of FP17s for the same patient ID Re-attending within 3 months - Adults	217	3,200	6.8%	14.7%	15.1%	15.6%
% of FP17s for the same patient ID Re-attending between 3 & 9 months - Children	555	1,123	49.4%	53.0%	59.9%	58.8%
% of FP17s for the same patient ID Re-attending between 3 & 9 months - Adults	1,627	3,200	50.8%	47.8%	52.0%	51.0%
% of FP17s for Band 1 Urgent Courses	187	4,137	4.5%	7.9%	8.0%	9.0%
% of FP17s Relating to Free Repair or Replacements	27	4,137	0.7%	0.7%	0.8%	0.8%
% of FP17s Relating to Continuations	14	4,137	0.3%	0.8%	0.9%	0.9%
% of Patients satisfied with the dentistry they have received	5	5	N/A	93.3%	93.6%	93.2%
% of Patients satisfied with the time they had to wait for an appointment	5	5	N/A	90.1%	88.6%	88.3%

* This is based on patients treated on this contract for their most recent course of treatment. Figures in italics indicate the base number of FP17s or Patient Questionnaire responses are less than 100. N/A is shown where the base number of responses is less than 10 during the period. % is calculated as Quantity/Base number*100

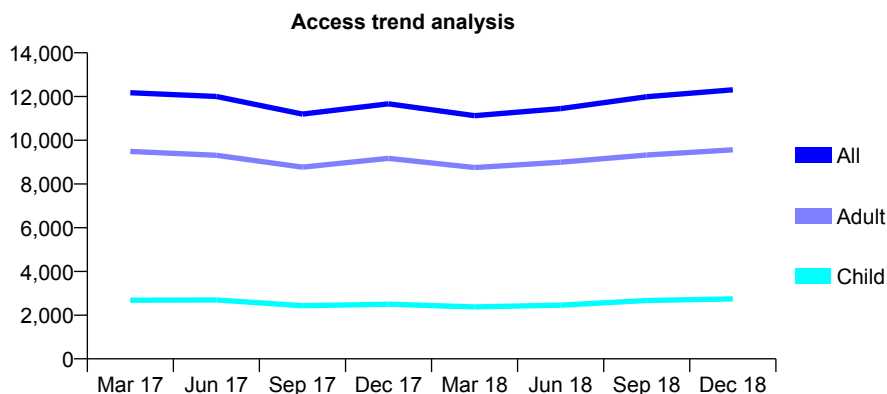
Q54 - Vital Signs At a Glance Contract Report for 638633/0014 - December 2018

Name or company name	Balbir S Bhandal, Amrik S Bhandal & Baljit
Contract type name	GDS Contract
Purpose of contract	General
Contract start date	01/04/2006
Contract end date	

18/19 Contracted general activity (UDA)	39,989
Carry forward general activity (UDA)	295
18/19 Contracted orthodontic activity (UOA)	0
Carry forward orthodontic activity (UOA)	0
Baseline contract value	£960,764.75

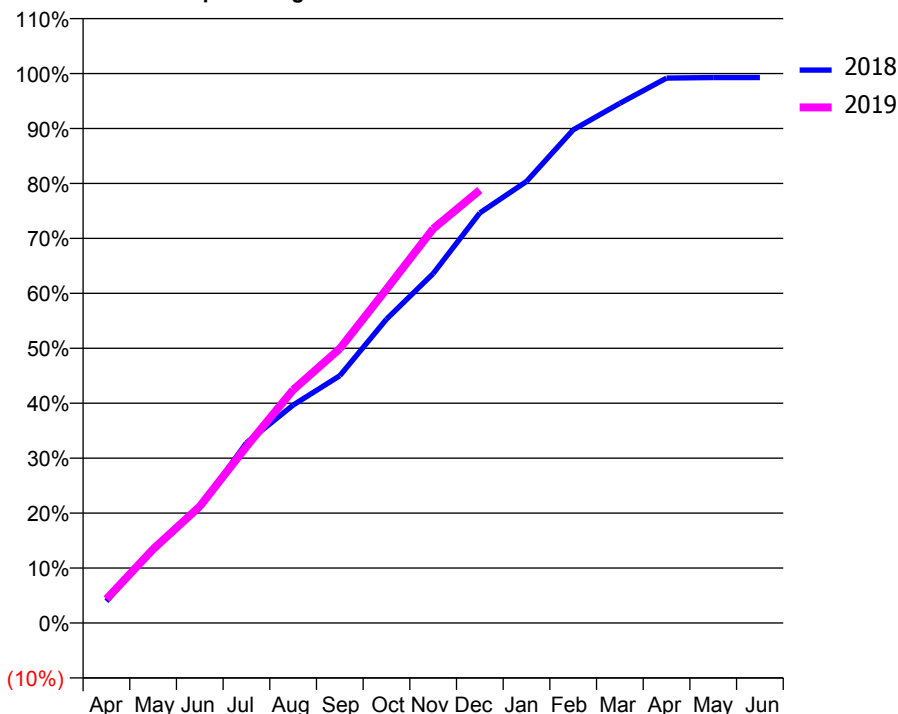
ACCESS*

Patients seen in 24 months	Total	Change since previous quarter
Quarter ending December 2017	11,669	
Quarter ending March 2018	11,123	↓
Quarter ending June 2018	11,447	↑
Quarter ending September 2018	11,992	↑
Quarter ending December 2018	12,307	↑
Variance since December 2017	5.5%	↑



ACTIVITY

Cumulative percentage of contracted UDA delivered 2018 & 2019



Month	Adjusted Scheduled Activity (UDA)	
	2018	2019
April	1,584	1,745
May	5,464	5,369
June	8,406	8,486
July	13,111	12,845
August	15,865	16,965
September	17,994	19,965
October	22,110	24,291
November	25,433	28,695
December	29,843	31,509
January	32,131	
February	35,895	
March	37,820	
April	39,653	
May	39,693	
June	39,693	

QUALITY

	Quantity	Base Number	Contract	AT	Region	England
% of FP17s for the same patient ID Re-attending within 3 months - Children	136	2,623	5.2%	9.9%	11.6%	11.8%
% of FP17s for the same patient ID Re-attending within 3 months - Adults	928	8,400	11.0%	14.7%	15.1%	15.6%
% of FP17s for the same patient ID Re-attending between 3 & 9 months - Children	1,150	2,623	43.8%	53.0%	59.9%	58.8%
% of FP17s for the same patient ID Re-attending between 3 & 9 months - Adults	3,265	8,400	38.9%	47.8%	52.0%	51.0%
% of FP17s for Band 1 Urgent Courses	314	10,483	3.0%	7.9%	8.0%	9.0%
% of FP17s Relating to Free Repair or Replacements	29	10,483	0.3%	0.7%	0.8%	0.8%
% of FP17s Relating to Continuations	29	10,483	0.3%	0.8%	0.9%	0.9%
% of Patients satisfied with the dentistry they have received	0	0	N/A	93.3%	93.6%	93.2%
% of Patients satisfied with the time they had to wait for an appointment	0	0	N/A	90.1%	88.6%	88.3%

* This is based on patients treated on this contract for their most recent course of treatment. Figures in italics indicate the base number of FP17s or Patient Questionnaire responses are less than 100. N/A is shown where the base number of responses is less than 10 during the period. % is calculated as Quantity/Base number*100

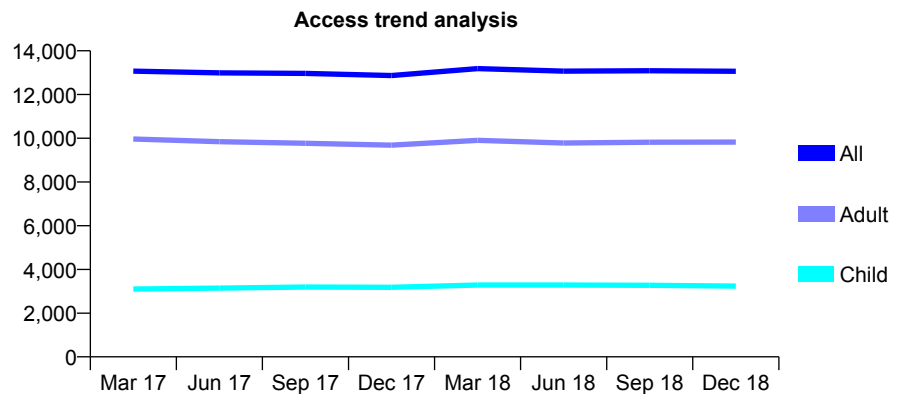
Q54 - Vital Signs At a Glance Contract Report for 638633/0015 - December 2018

Name or company name	Balbir S Bhandal, Amrik S Bhandal & Baljit
Contract type name	GDS Contract
Purpose of contract	General
Contract start date	01/04/2006
Contract end date	

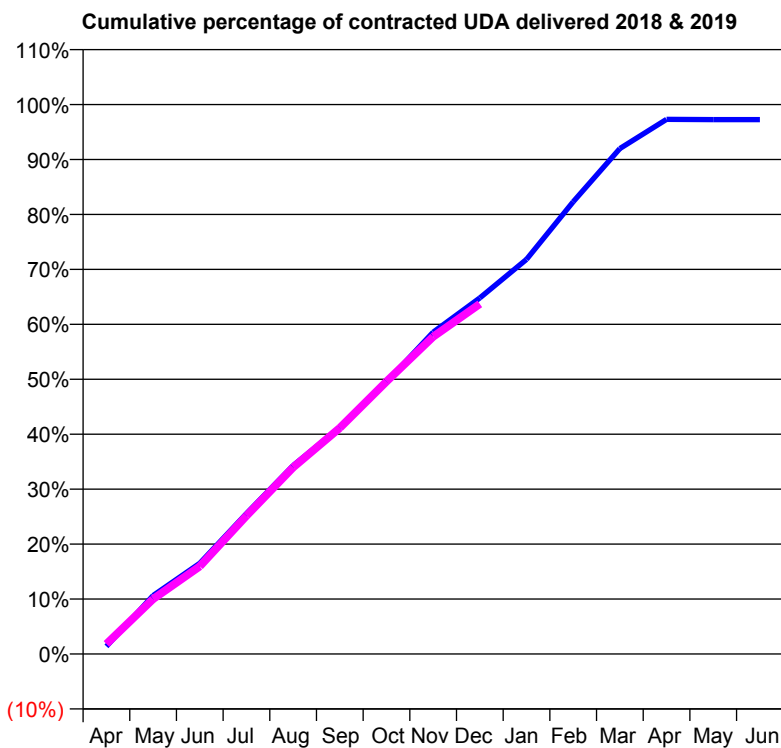
18/19 Contracted general activity (UDA)	42,991
Carry forward general activity (UDA)	1,181
18/19 Contracted orthodontic activity (UOA)	0
Carry forward orthodontic activity (UOA)	0
Baseline contract value	£1,017,937.39

ACCESS*

Patients seen in 24 months	Total	Change since previous quarter
Quarter ending December 2017	12,870	
Quarter ending March 2018	13,187	↑
Quarter ending June 2018	13,067	→
Quarter ending September 2018	13,088	→
Quarter ending December 2018	13,061	→
Variance since December 2017	1.5%	→



ACTIVITY



Month	Adjusted Scheduled Activity (UDA)	
	2018	2019
April	602	787
May	4,579	4,306
June	7,098	6,859
July	10,988	10,814
August	14,745	14,603
September	17,716	17,693
October	21,291	21,319
November	25,182	24,826
December	27,861	27,387
January	30,879	
February	35,385	
March	39,544	
April	41,827	
May	41,810	
June	41,810	

QUALITY

	Quantity	Base Number	Contract	AT	Region	England
% of FP17s for the same patient ID Re-attending within 3 months - Children	142	3,030	4.7%	9.9%	11.6%	11.8%
% of FP17s for the same patient ID Re-attending within 3 months - Adults	855	8,945	9.6%	14.7%	15.1%	15.6%
% of FP17s for the same patient ID Re-attending between 3 & 9 months - Children	1,559	3,030	51.5%	53.0%	59.9%	58.8%
% of FP17s for the same patient ID Re-attending between 3 & 9 months - Adults	4,622	8,945	51.7%	47.8%	52.0%	51.0%
% of FP17s for Band 1 Urgent Courses	478	10,811	4.4%	7.9%	8.0%	9.0%
% of FP17s Relating to Free Repair or Replacements	112	10,811	1.0%	0.7%	0.8%	0.8%
% of FP17s Relating to Continuations	58	10,811	0.5%	0.8%	0.9%	0.9%
% of Patients satisfied with the dentistry they have received	7	7	N/A	93.3%	93.6%	93.2%
% of Patients satisfied with the time they had to wait for an appointment	7	7	N/A	90.1%	88.6%	88.3%

* This is based on patients treated on this contract for their most recent course of treatment. Figures in italics indicate the base number of FP17s or Patient Questionnaire responses are less than 100. N/A is shown where the base number of responses is less than 10 during the period. % is calculated as Quantity/Base number*100

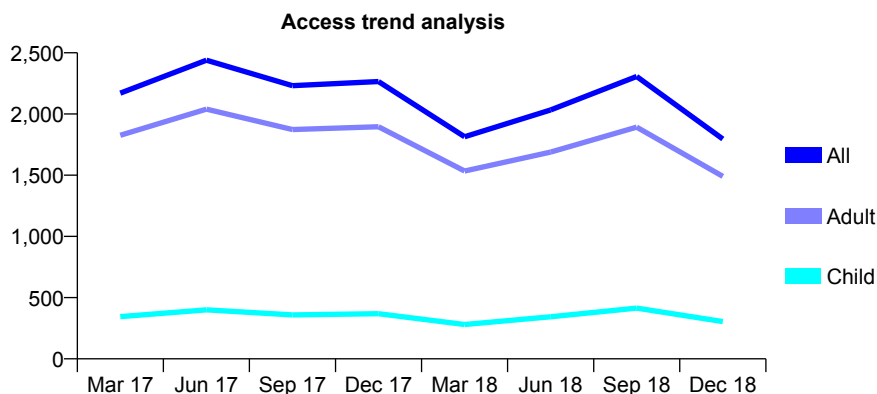
Q54 - Vital Signs At a Glance Contract Report for 638633/0016 - December 2018

Name or company name	Balbir S Bhandal, Amrik S Bhandal & Baljit
Contract type name	GDS Contract
Purpose of contract	General
Contract start date	01/04/2006
Contract end date	

18/19 Contracted general activity (UDA)	6,561
Carry forward general activity (UDA)	-66
18/19 Contracted orthodontic activity (UOA)	0
Carry forward orthodontic activity (UOA)	0
Baseline contract value	£203,561.43

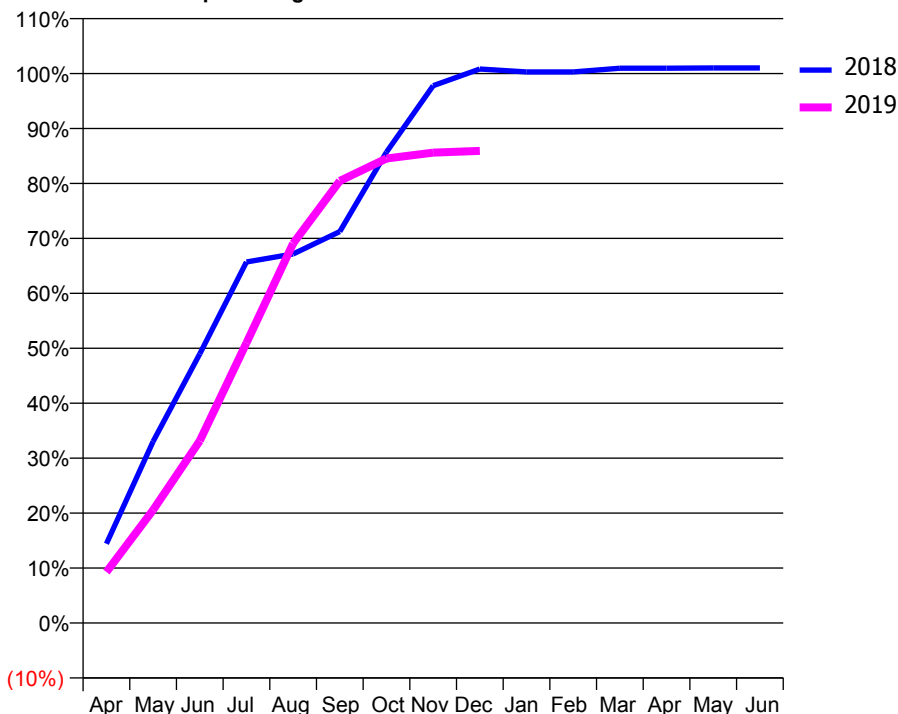
ACCESS*

Patients seen in 24 months	Total	Change since previous quarter
Quarter ending December 2017	2,265	
Quarter ending March 2018	1,814	↓
Quarter ending June 2018	2,033	↑
Quarter ending September 2018	2,307	↑
Quarter ending December 2018	1,796	↓
Variance since December 2017	(20.7%)	↓



ACTIVITY

Cumulative percentage of contracted UDA delivered 2018 & 2019



Month	Adjusted Scheduled Activity (UDA)	
	2018	2019
April	947	609
May	2,168	1,349
June	3,213	2,175
July	4,311	3,344
August	4,406	4,533
September	4,673	5,279
October	5,623	5,547
November	6,416	5,616
December	6,615	5,637
January	6,579	
February	6,579	
March	6,624	
April	6,624	
May	6,627	
June	6,627	

QUALITY

	Quantity	Base Number	Contract	AT	Region	England
% of FP17s for the same patient ID Re-attending within 3 months - Children	10	313	3.2%	9.9%	11.6%	11.8%
% of FP17s for the same patient ID Re-attending within 3 months - Adults	58	1,190	4.9%	14.7%	15.1%	15.6%
% of FP17s for the same patient ID Re-attending between 3 & 9 months - Children	36	313	11.5%	53.0%	59.9%	58.8%
% of FP17s for the same patient ID Re-attending between 3 & 9 months - Adults	160	1,190	13.4%	47.8%	52.0%	51.0%
% of FP17s for Band 1 Urgent Courses	14	1,501	0.9%	7.9%	8.0%	9.0%
% of FP17s Relating to Free Repair or Replacements	3	1,501	0.2%	0.7%	0.8%	0.8%
% of FP17s Relating to Continuations	1	1,501	0.1%	0.8%	0.9%	0.9%
% of Patients satisfied with the dentistry they have received	0	0	N/A	93.3%	93.6%	93.2%
% of Patients satisfied with the time they had to wait for an appointment	0	0	N/A	90.1%	88.6%	88.3%

* This is based on patients treated on this contract for their most recent course of treatment. Figures in italics indicate the base number of FP17s or Patient Questionnaire responses are less than 100. N/A is shown where the base number of responses is less than 10 during the period. % is calculated as Quantity/Base number*100

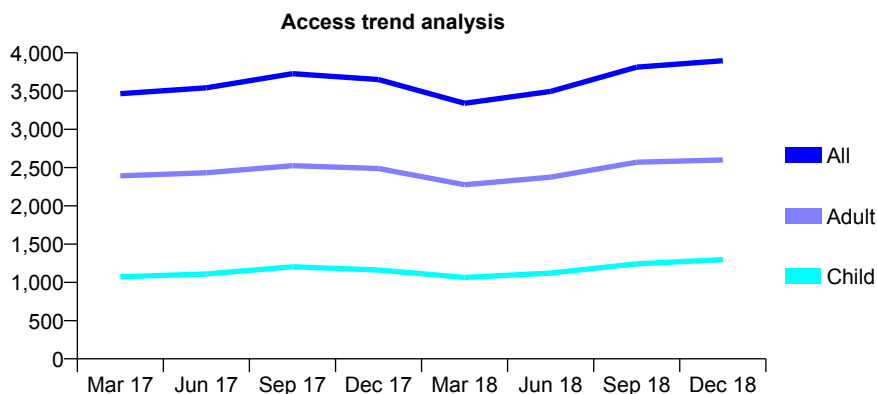
Q54 - Vital Signs At a Glance Contract Report for 638633/0017 - December 2018

Name or company name	Balbir S Bhandal, Amrik S Bhandal & Baljit
Contract type name	GDS Contract
Purpose of contract	General
Contract start date	01/04/2006
Contract end date	

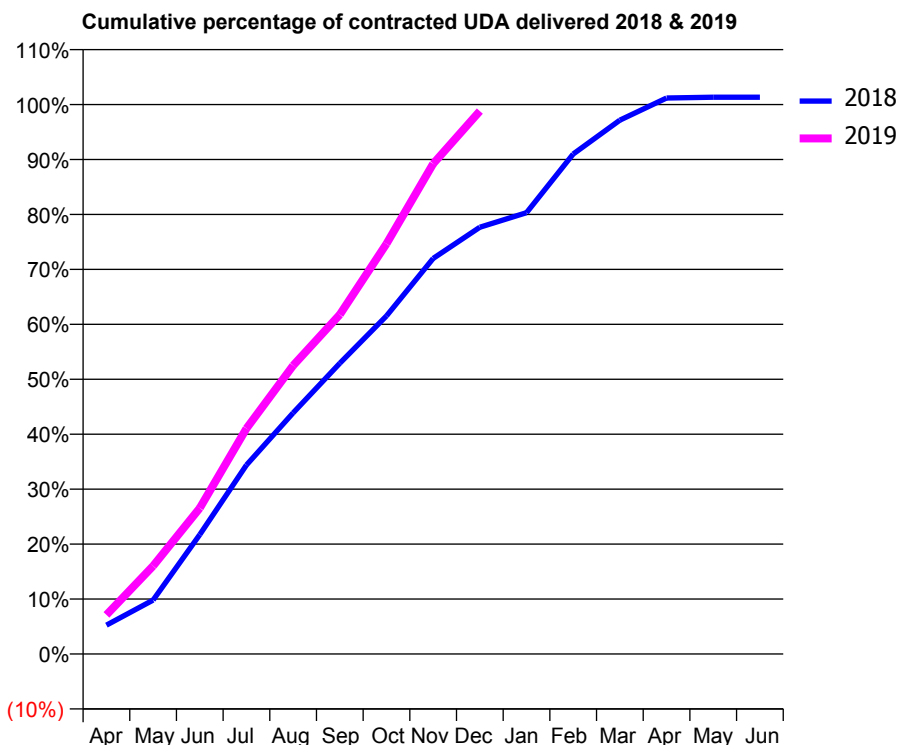
18/19 Contracted general activity (UDA)	11,830
Carry forward general activity (UDA)	-157
18/19 Contracted orthodontic activity (UOA)	0
Carry forward orthodontic activity (UOA)	0
Baseline contract value	£291,248.08

ACCESS*

Patients seen in 24 months	Total	Change since previous quarter
Quarter ending December 2017	3,650	
Quarter ending March 2018	3,340	↓
Quarter ending June 2018	3,495	↑
Quarter ending September 2018	3,812	↑
Quarter ending December 2018	3,896	↑
Variance since December 2017	6.7%	↑



ACTIVITY



Month	Adjusted Scheduled Activity (UDA)	
	2018	2019
April	622	843
May	1,160	1,897
June	2,570	3,141
July	4,069	4,857
August	5,192	6,211
September	6,260	7,309
October	7,279	8,832
November	8,517	10,556
December	9,188	11,687
January	9,501	
February	10,765	
March	11,493	
April	11,969	
May	11,987	
June	11,987	

QUALITY

	Quantity	Base Number	Contract	AT	Region	England
% of FP17s for the same patient ID Re-attending within 3 months - Children	62	1,431	4.3%	9.9%	11.6%	11.8%
% of FP17s for the same patient ID Re-attending within 3 months - Adults	356	2,933	12.1%	14.7%	15.1%	15.6%
% of FP17s for the same patient ID Re-attending between 3 & 9 months - Children	663	1,431	46.3%	53.0%	59.9%	58.8%
% of FP17s for the same patient ID Re-attending between 3 & 9 months - Adults	1,226	2,933	41.8%	47.8%	52.0%	51.0%
% of FP17s for Band 1 Urgent Courses	407	4,198	9.7%	7.9%	8.0%	9.0%
% of FP17s Relating to Free Repair or Replacements	48	4,198	1.1%	0.7%	0.8%	0.8%
% of FP17s Relating to Continuations	7	4,198	0.2%	0.8%	0.9%	0.9%
% of Patients satisfied with the dentistry they have received	0	0	N/A	93.3%	93.6%	93.2%
% of Patients satisfied with the time they had to wait for an appointment	0	0	N/A	90.1%	88.6%	88.3%

* This is based on patients treated on this contract for their most recent course of treatment. Figures in italics indicate the base number of FP17s or Patient Questionnaire responses are less than 100. N/A is shown where the base number of responses is less than 10 during the period. % is calculated as Quantity/Base number*100

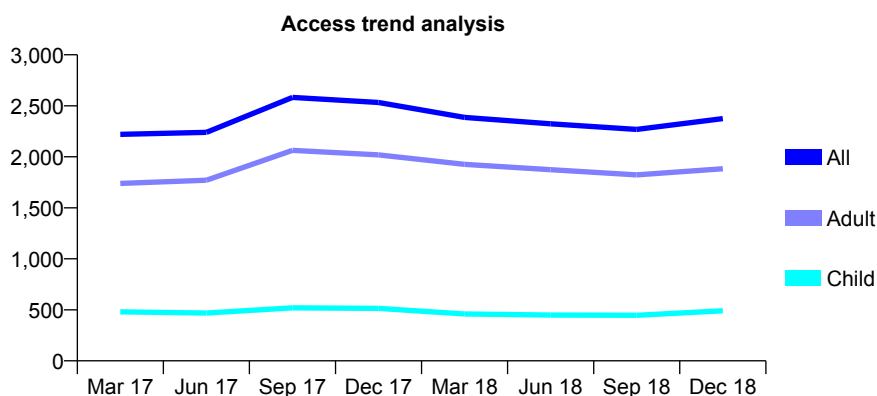
Q54 - Vital Signs At a Glance Contract Report for 638633/0018 - December 2018

Name or company name	Balbir S Bhandal, Amrik S Bhandal & Baljit
Contract type name	GDS Contract
Purpose of contract	General
Contract start date	01/04/2006
Contract end date	

18/19 Contracted general activity (UDA)	7,552
Carry forward general activity (UDA)	-99
18/19 Contracted orthodontic activity (UOA)	0
Carry forward orthodontic activity (UOA)	0
Baseline contract value	£201,225.91

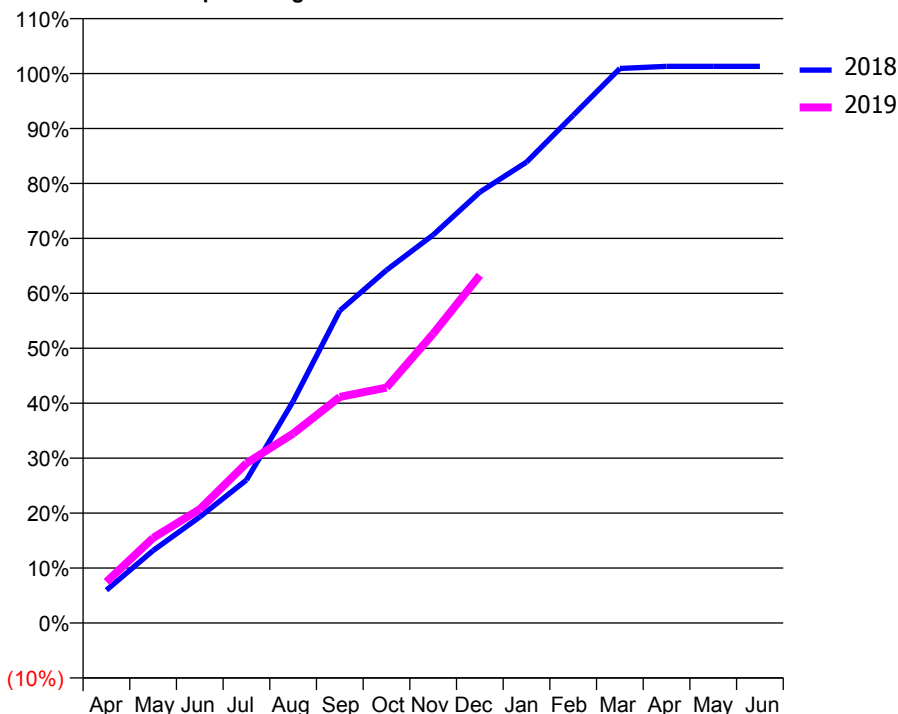
ACCESS*

Patients seen in 24 months	Total	Change since previous quarter
Quarter ending December 2017	2,533	
Quarter ending March 2018	2,386	↓
Quarter ending June 2018	2,323	↓
Quarter ending September 2018	2,269	↓
Quarter ending December 2018	2,374	↑
Variance since December 2017	(6.3%)	↓



ACTIVITY

Cumulative percentage of contracted UDA delivered 2018 & 2019



Month	Adjusted Scheduled Activity (UDA)	
	2018	2019
April	451	565
May	996	1,170
June	1,458	1,565
July	1,966	2,197
August	3,048	2,603
September	4,293	3,107
October	4,849	3,235
November	5,335	3,977
December	5,922	4,778
January	6,335	
February	6,979	
March	7,620	
April	7,651	
May	7,651	
June	7,651	

QUALITY

	Quantity	Base Number	Contract	AT	Region	England
% of FP17s for the same patient ID Re-attending within 3 months - Children	23	412	5.6%	9.9%	11.6%	11.8%
% of FP17s for the same patient ID Re-attending within 3 months - Adults	155	1,417	10.9%	14.7%	15.1%	15.6%
% of FP17s for the same patient ID Re-attending between 3 & 9 months - Children	154	412	37.4%	53.0%	59.9%	58.8%
% of FP17s for the same patient ID Re-attending between 3 & 9 months - Adults	650	1,417	45.9%	47.8%	52.0%	51.0%
% of FP17s for Band 1 Urgent Courses	79	1,799	4.4%	7.9%	8.0%	9.0%
% of FP17s Relating to Free Repair or Replacements	43	1,799	2.4%	0.7%	0.8%	0.8%
% of FP17s Relating to Continuations	3	1,799	0.2%	0.8%	0.9%	0.9%
% of Patients satisfied with the dentistry they have received	0	0	N/A	93.3%	93.6%	93.2%
% of Patients satisfied with the time they had to wait for an appointment	0	0	N/A	90.1%	88.6%	88.3%

* This is based on patients treated on this contract for their most recent course of treatment. Figures in italics indicate the base number of FP17s or Patient Questionnaire responses are less than 100. N/A is shown where the base number of responses is less than 10 during the period. % is calculated as Quantity/Base number*100

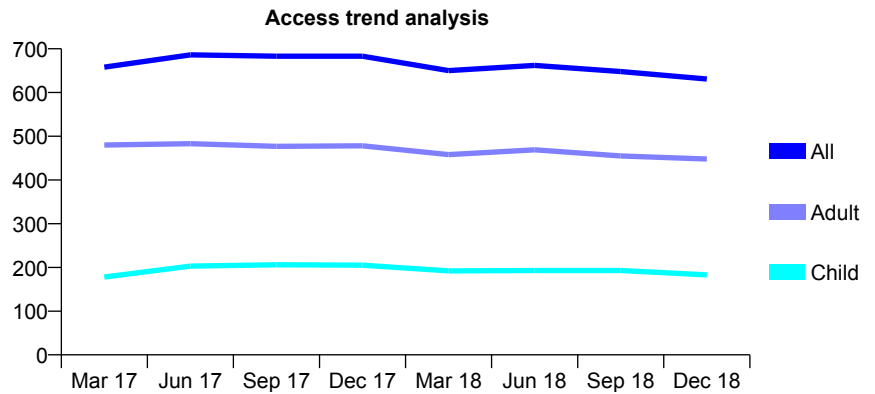
Q54 - Vital Signs At a Glance Contract Report for 638633/0019 - December 2018

Name or company name	Balbir S Bhandal, Amrik S Bhandal & Baljit
Contract type name	GDS Contract
Purpose of contract	General and Orthodontic
Contract start date	01/04/2006
Contract end date	

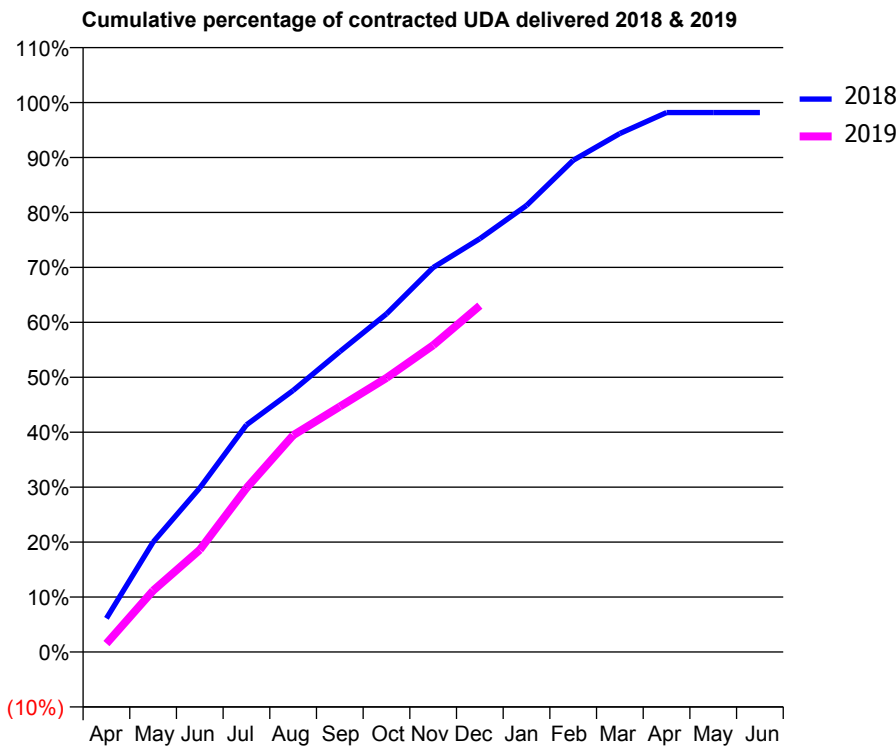
18/19 Contracted general activity (UDA)	2,037
Carry forward general activity (UDA)	37
18/19 Contracted orthodontic activity (UOA)	147
Carry forward orthodontic activity (UOA)	-2
Baseline contract value	£54,952.32

ACCESS*

Patients seen in 24 months	Total	Change since previous quarter
Quarter ending December 2017	683	
Quarter ending March 2018	650	↓
Quarter ending June 2018	662	→
Quarter ending September 2018	648	↓
Quarter ending December 2018	631	↓
Variance since December 2017	(7.6%)	↓



ACTIVITY



Month	Adjusted Scheduled Activity (UDA)	
	2018	2019
April	125	31
May	408	228
June	608	379
July	842	608
August	969	804
September	1,114	910
October	1,253	1,016
November	1,425	1,137
December	1,532	1,284
January	1,655	
February	1,823	
March	1,922	
April	2,000	
May	2,000	
June	2,000	

QUALITY

	Quantity	Base Number	Contract	AT	Region	England
% of FP17s for the same patient ID Re-attending within 3 months - Children	18	217	8.3%	9.9%	11.6%	11.8%
% of FP17s for the same patient ID Re-attending within 3 months - Adults	45	443	10.2%	14.7%	15.1%	15.6%
% of FP17s for the same patient ID Re-attending between 3 & 9 months - Children	110	217	50.7%	53.0%	59.9%	58.8%
% of FP17s for the same patient ID Re-attending between 3 & 9 months - Adults	243	443	54.9%	47.8%	52.0%	51.0%
% of FP17s for Band 1 Urgent Courses	24	625	3.8%	7.9%	8.0%	9.0%
% of FP17s Relating to Free Repair or Replacements	0	625	0.0%	0.7%	0.8%	0.8%
% of FP17s Relating to Continuations	7	625	1.1%	0.8%	0.9%	0.9%
% of Patients satisfied with the dentistry they have received	0	0	N/A	93.3%	93.6%	93.2%
% of Patients satisfied with the time they had to wait for an appointment	0	0	N/A	90.1%	88.6%	88.3%

* This is based on patients treated on this contract for their most recent course of treatment. Figures in italics indicate the base number of FP17s or Patient Questionnaire responses are less than 100. N/A is shown where the base number of responses is less than 10 during the period. % is calculated as Quantity/Base number*100

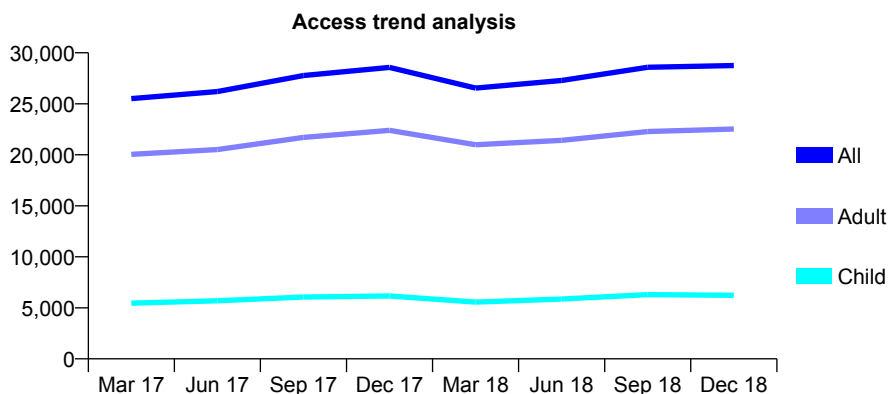
Q54 - Vital Signs At a Glance Contract Report for 638633/0020 - December 2018

Name or company name	Balbir S Bhandal, Amrik S Bhandal & Baljit
Contract type name	GDS Contract
Purpose of contract	General and Orthodontic
Contract start date	01/04/2006
Contract end date	

18/19 Contracted general activity (UDA)	97,227
Carry forward general activity (UDA)	-1,838
18/19 Contracted orthodontic activity (UOA)	6,238
Carry forward orthodontic activity (UOA)	56
Baseline contract value	£3,613,512.49

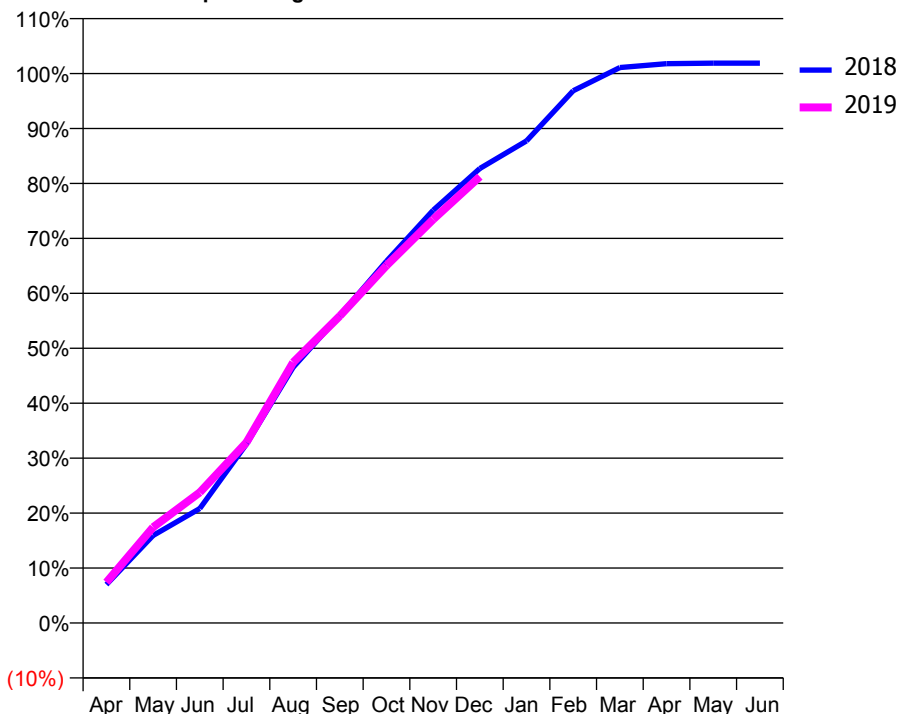
ACCESS*

Patients seen in 24 months	Total	Change since previous quarter
Quarter ending December 2017	28,564	
Quarter ending March 2018	26,546	↓
Quarter ending June 2018	27,282	↑
Quarter ending September 2018	28,577	↑
Quarter ending December 2018	28,756	→
Variance since December 2017	0.7%	→



ACTIVITY

Cumulative percentage of contracted UDA delivered 2018 & 2019



Month	Adjusted Scheduled Activity (UDA)	
	2018	2019
April	6,815	7,205
May	15,499	16,957
June	20,263	23,099
July	31,654	31,962
August	45,239	46,119
September	54,423	54,337
October	64,017	63,252
November	73,040	71,402
December	80,422	78,992
January	85,308	
February	94,172	
March	98,283	
April	98,957	
May	99,066	
June	99,066	

QUALITY

	Quantity	Base Number	Contract	AT	Region	England
% of FP17s for the same patient ID Re-attending within 3 months - Children	366	5,862	6.2%	9.9%	11.6%	11.8%
% of FP17s for the same patient ID Re-attending within 3 months - Adults	1,313	16,515	8.0%	14.7%	15.1%	15.6%
% of FP17s for the same patient ID Re-attending between 3 & 9 months - Children	1,139	5,862	19.4%	53.0%	59.9%	58.8%
% of FP17s for the same patient ID Re-attending between 3 & 9 months - Adults	2,966	16,515	18.0%	47.8%	52.0%	51.0%
% of FP17s for Band 1 Urgent Courses	1,146	21,171	5.4%	7.9%	8.0%	9.0%
% of FP17s Relating to Free Repair or Replacements	109	21,171	0.5%	0.7%	0.8%	0.8%
% of FP17s Relating to Continuations	168	21,171	0.8%	0.8%	0.9%	0.9%
% of Patients satisfied with the dentistry they have received	5	5	N/A	93.3%	93.6%	93.2%
% of Patients satisfied with the time they had to wait for an appointment	5	5	N/A	90.1%	88.6%	88.3%

* This is based on patients treated on this contract for their most recent course of treatment. Figures in italics indicate the base number of FP17s or Patient Questionnaire responses are less than 100. N/A is shown where the base number of responses is less than 10 during the period. % is calculated as Quantity/Base number*100

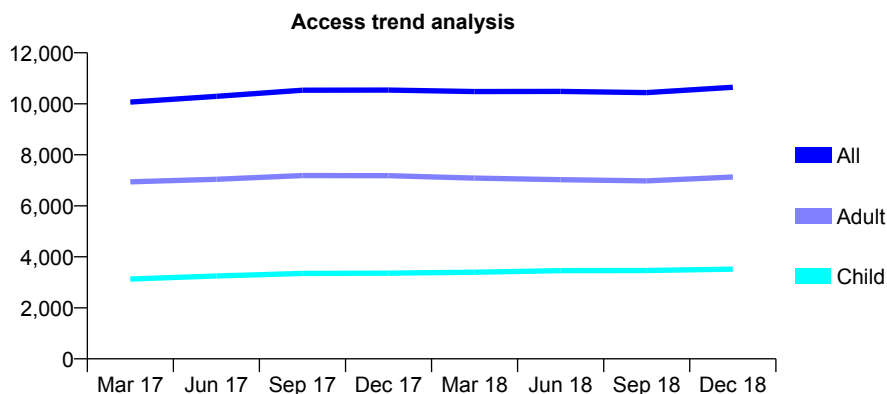
Q54 - Vital Signs At a Glance Contract Report for 638633/0021 - December 2018

Name or company name	Balbir S Bhandal, Amrik S Bhandal & Baljit
Contract type name	GDS Contract
Purpose of contract	General
Contract start date	01/04/2006
Contract end date	

18/19 Contracted general activity (UDA)	30,893
Carry forward general activity (UDA)	-148
18/19 Contracted orthodontic activity (UOA)	0
Carry forward orthodontic activity (UOA)	0
Baseline contract value	£818,589.47

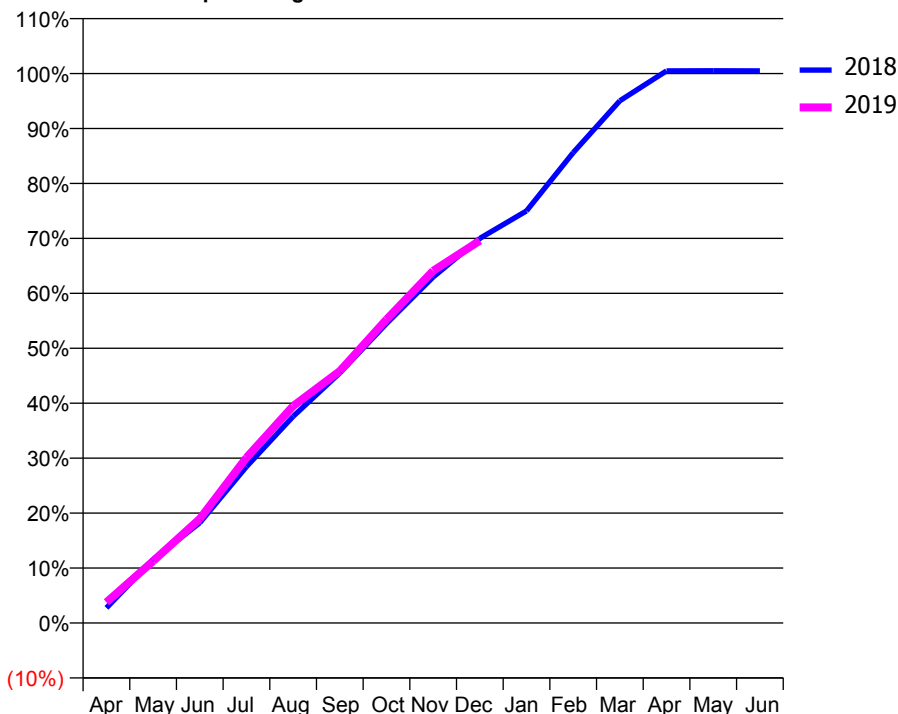
ACCESS*

Patients seen in 24 months	Total	Change since previous quarter
Quarter ending December 2017	10,541	
Quarter ending March 2018	10,483	→
Quarter ending June 2018	10,484	→
Quarter ending September 2018	10,441	→
Quarter ending December 2018	10,648	→
Variance since December 2017	1.0%	→



ACTIVITY

Cumulative percentage of contracted UDA delivered 2018 & 2019



Month	Adjusted Scheduled Activity (UDA)	
	2018	2019
April	854	1,164
May	3,574	3,479
June	5,637	5,857
July	8,789	9,296
August	11,618	12,204
September	14,058	14,162
October	16,833	17,069
November	19,453	19,804
December	21,628	21,495
January	23,172	
February	26,448	
March	29,359	
April	31,043	
May	31,046	
June	31,041	

QUALITY

	Quantity	Base Number	Contract	AT	Region	England
% of FP17s for the same patient ID Re-attending within 3 months - Children	132	3,016	4.4%	9.9%	11.6%	11.8%
% of FP17s for the same patient ID Re-attending within 3 months - Adults	538	5,732	9.4%	14.7%	15.1%	15.6%
% of FP17s for the same patient ID Re-attending between 3 & 9 months - Children	1,476	3,016	48.9%	53.0%	59.9%	58.8%
% of FP17s for the same patient ID Re-attending between 3 & 9 months - Adults	2,546	5,732	44.4%	47.8%	52.0%	51.0%
% of FP17s for Band 1 Urgent Courses	659	8,179	8.1%	7.9%	8.0%	9.0%
% of FP17s Relating to Free Repair or Replacements	44	8,179	0.5%	0.7%	0.8%	0.8%
% of FP17s Relating to Continuations	12	8,179	0.1%	0.8%	0.9%	0.9%
% of Patients satisfied with the dentistry they have received	3	4	N/A	93.3%	93.6%	93.2%
% of Patients satisfied with the time they had to wait for an appointment	4	4	N/A	90.1%	88.6%	88.3%

* This is based on patients treated on this contract for their most recent course of treatment. Figures in italics indicate the base number of FP17s or Patient Questionnaire responses are less than 100. N/A is shown where the base number of responses is less than 10 during the period. % is calculated as Quantity/Base number*100

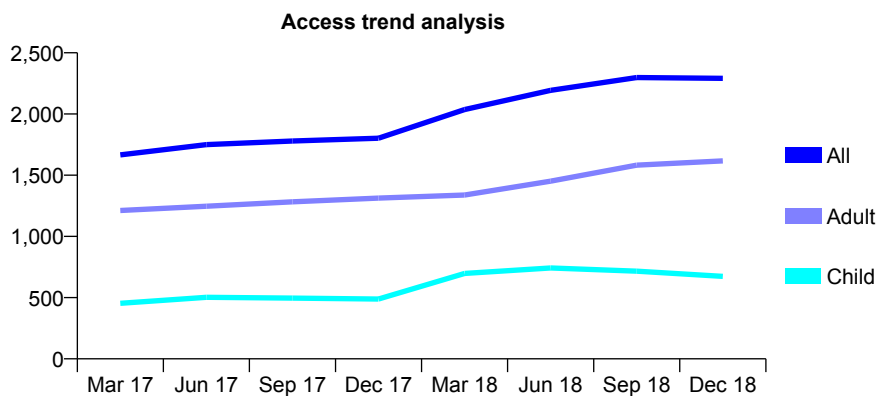
Q54 - Vital Signs At a Glance Contract Report for 643572/0002 - December 2018

Name or company name	DR JF ALLSOPP
Contract type name	GDS Contract
Purpose of contract	General and Orthodontic
Contract start date	01/04/2006
Contract end date	

18/19 Contracted general activity (UDA)	4,835
Carry forward general activity (UDA)	47
18/19 Contracted orthodontic activity (UOA)	760
Carry forward orthodontic activity (UOA)	-15
Baseline contract value	£169,424.23

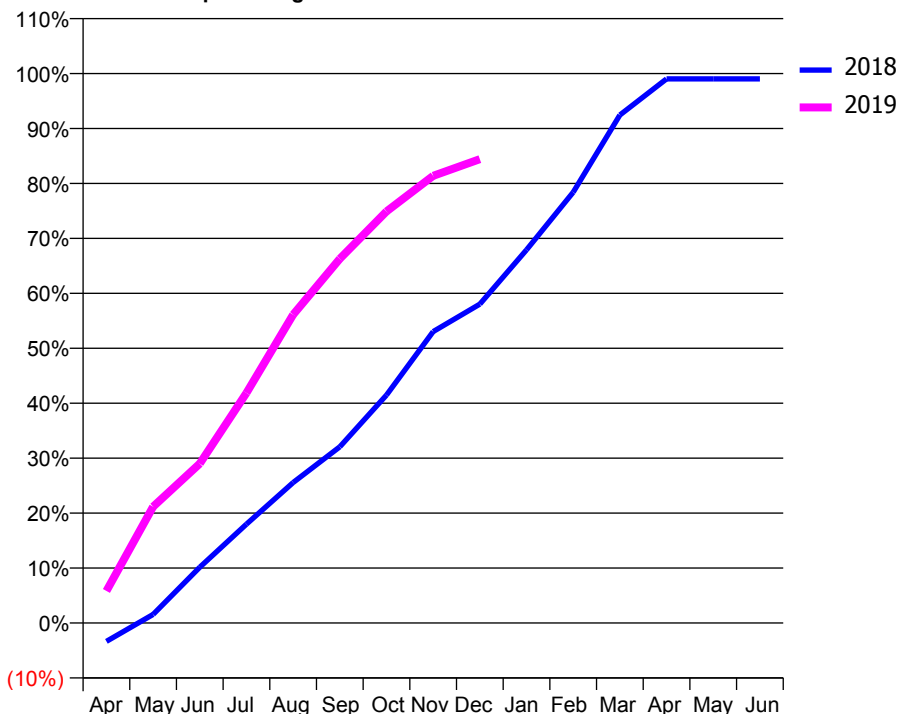
ACCESS*

Patients seen in 24 months	Total	Change since previous quarter
Quarter ending December 2017	1,802	
Quarter ending March 2018	2,036	↑
Quarter ending June 2018	2,193	↑
Quarter ending September 2018	2,298	↑
Quarter ending December 2018	2,291	→
Variance since December 2017	27.1%	↑



ACTIVITY

Cumulative percentage of contracted UDA delivered 2018 & 2019



Month	Adjusted Scheduled Activity (UDA)	
	2018	2019
April	-163	282
May	76	1,024
June	491	1,403
July	870	2,024
August	1,236	2,714
September	1,550	3,205
October	2,006	3,621
November	2,564	3,934
December	2,806	4,081
January	3,284	
February	3,790	
March	4,469	
April	4,787	
May	4,787	
June	4,787	

QUALITY

	Quantity	Base Number	Contract	AT	Region	England
% of FP17s for the same patient ID Re-attending within 3 months - Children	17	635	2.7%	9.9%	11.6%	11.8%
% of FP17s for the same patient ID Re-attending within 3 months - Adults	226	1,471	15.4%	14.7%	15.1%	15.6%
% of FP17s for the same patient ID Re-attending between 3 & 9 months - Children	193	635	30.4%	53.0%	59.9%	58.8%
% of FP17s for the same patient ID Re-attending between 3 & 9 months - Adults	588	1,471	40.0%	47.8%	52.0%	51.0%
% of FP17s for Band 1 Urgent Courses	90	1,889	4.8%	7.9%	8.0%	9.0%
% of FP17s Relating to Free Repair or Replacements	41	1,889	2.2%	0.7%	0.8%	0.8%
% of FP17s Relating to Continuations	15	1,889	0.8%	0.8%	0.9%	0.9%
% of Patients satisfied with the dentistry they have received	1	1	N/A	93.3%	93.6%	93.2%
% of Patients satisfied with the time they had to wait for an appointment	0	1	N/A	90.1%	88.6%	88.3%

* This is based on patients treated on this contract for their most recent course of treatment. Figures in italics indicate the base number of FP17s or Patient Questionnaire responses are less than 100. N/A is shown where the base number of responses is less than 10 during the period. % is calculated as Quantity/Base number*100

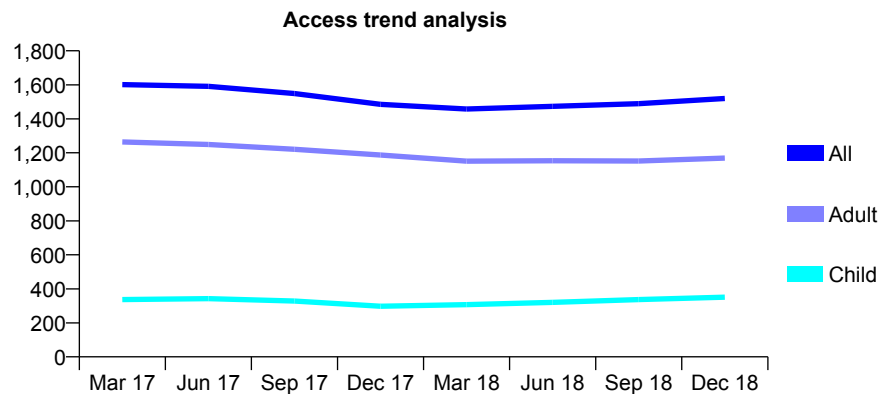
Q54 - Vital Signs At a Glance Contract Report for 650544/0001 - December 2018

Name or company name	MR GD BROWN
Contract type name	GDS Contract
Purpose of contract	General
Contract start date	01/04/2006
Contract end date	

18/19 Contracted general activity (UDA)	6,000
Carry forward general activity (UDA)	112
18/19 Contracted orthodontic activity (UOA)	0
Carry forward orthodontic activity (UOA)	0
Baseline contract value	£162,484.11

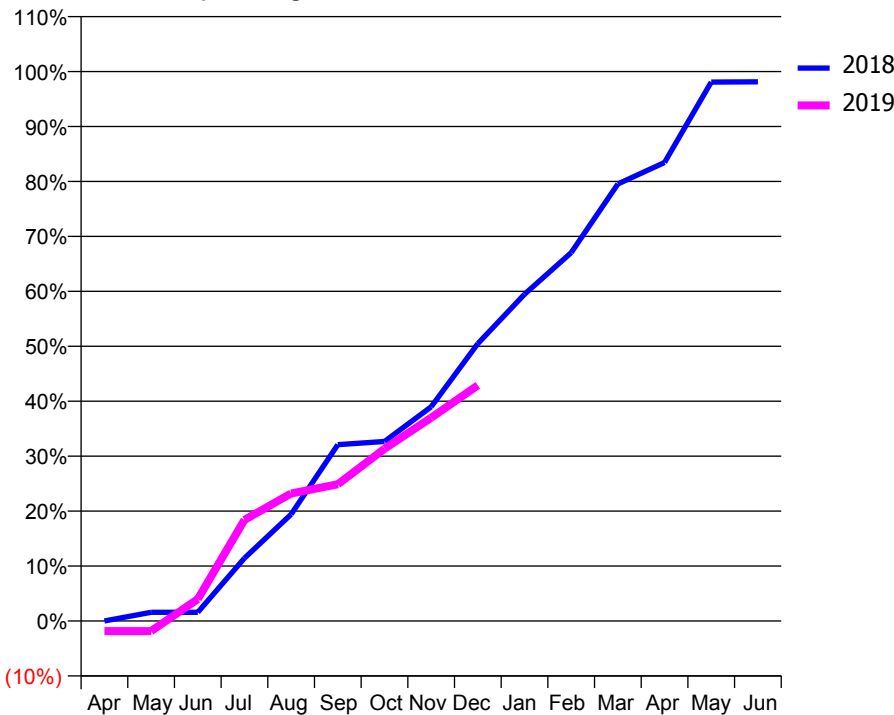
ACCESS*

Patients seen in 24 months	Total	Change since previous quarter
Quarter ending December 2017	1,485	
Quarter ending March 2018	1,458	↓
Quarter ending June 2018	1,473	→
Quarter ending September 2018	1,489	→
Quarter ending December 2018	1,520	↑
Variance since December 2017	2.4%	↑



ACTIVITY

Cumulative percentage of contracted UDA delivered 2018 & 2019



Month	Adjusted Scheduled Activity (UDA)	
	2018	2019
April	0	-112
May	95	-112
June	95	239
July	686	1,104
August	1,166	1,392
September	1,926	1,493
October	1,960	1,881
November	2,338	2,219
December	3,030	2,574
January	3,568	
February	4,022	
March	4,772	
April	5,006	
May	5,885	
June	5,888	

QUALITY

	Quantity	Base Number	Contract	AT	Region	England
% of FP17s for the same patient ID Re-attending within 3 months - Children	11	200	5.5%	9.9%	11.6%	11.8%
% of FP17s for the same patient ID Re-attending within 3 months - Adults	55	626	8.8%	14.7%	15.1%	15.6%
% of FP17s for the same patient ID Re-attending between 3 & 9 months - Children	24	200	12.0%	53.0%	59.9%	58.8%
% of FP17s for the same patient ID Re-attending between 3 & 9 months - Adults	111	626	17.7%	47.8%	52.0%	51.0%
% of FP17s for Band 1 Urgent Courses	16	626	2.6%	7.9%	8.0%	9.0%
% of FP17s Relating to Free Repair or Replacements	1	626	0.2%	0.7%	0.8%	0.8%
% of FP17s Relating to Continuations	7	626	1.1%	0.8%	0.9%	0.9%
% of Patients satisfied with the dentistry they have received	1	1	N/A	93.3%	93.6%	93.2%
% of Patients satisfied with the time they had to wait for an appointment	1	1	N/A	90.1%	88.6%	88.3%

* This is based on patients treated on this contract for their most recent course of treatment. Figures in italics indicate the base number of FP17s or Patient Questionnaire responses are less than 100. N/A is shown where the base number of responses is less than 10 during the period. % is calculated as Quantity/Base number*100

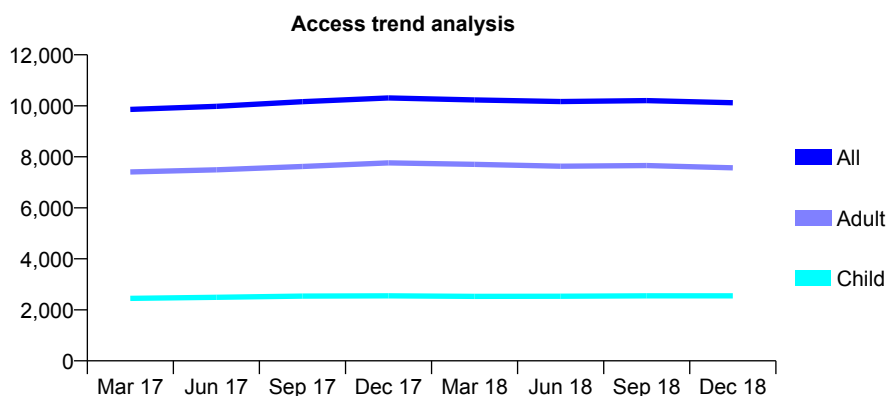
Q54 - Vital Signs At a Glance Contract Report for 658421/0001 - December 2018

Name or company name	Hayers Dental Surgery
Contract type name	GDS Contract
Purpose of contract	General and Orthodontic
Contract start date	01/04/2006
Contract end date	

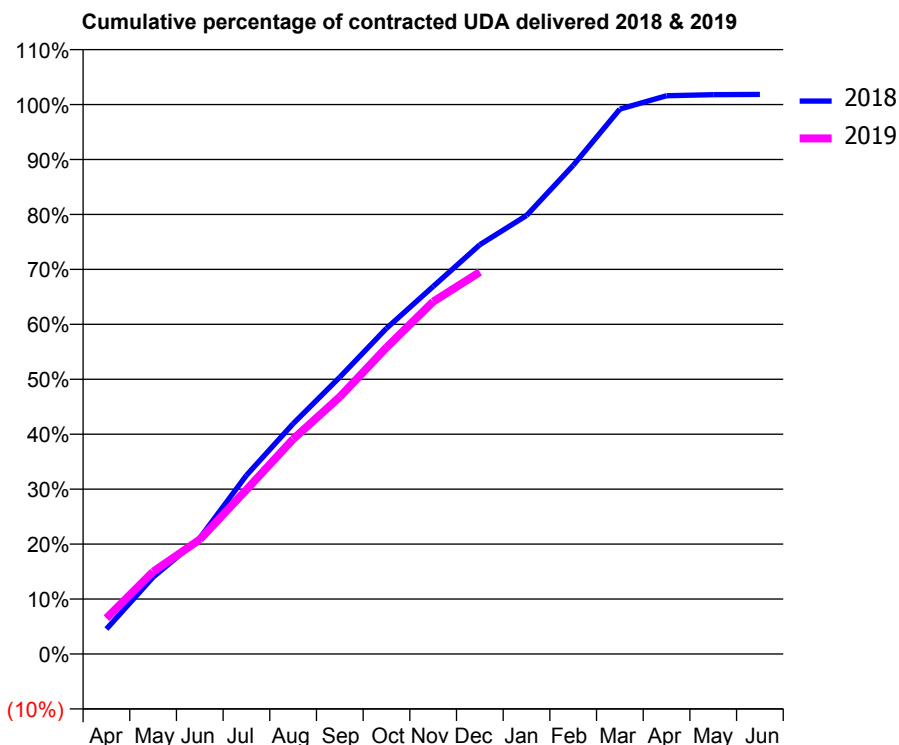
18/19 Contracted general activity (UDA)	21,866
Carry forward general activity (UDA)	-410
18/19 Contracted orthodontic activity (UOA)	387
Carry forward orthodontic activity (UOA)	294
Baseline contract value	£558,082.99

ACCESS*

Patients seen in 24 months	Total	Change since previous quarter
Quarter ending December 2017	10,308	
Quarter ending March 2018	10,232	→
Quarter ending June 2018	10,165	→
Quarter ending September 2018	10,205	→
Quarter ending December 2018	10,119	→
Variance since December 2017	(1.8%)	↓



ACTIVITY



Month	Adjusted Scheduled Activity (UDA)	
	2018	2019
April	994	1,426
May	3,057	3,277
June	4,612	4,553
July	7,116	6,542
August	9,167	8,550
September	11,017	10,235
October	12,960	12,197
November	14,628	14,021
December	16,286	15,197
January	17,450	
February	19,442	
March	21,684	
April	22,217	
May	22,257	
June	22,265	

QUALITY

	Quantity	Base Number	Contract	AT	Region	England
% of FP17s for the same patient ID Re-attending within 3 months - Children	158	2,081	7.6%	9.9%	11.6%	11.8%
% of FP17s for the same patient ID Re-attending within 3 months - Adults	597	5,490	10.9%	14.7%	15.1%	15.6%
% of FP17s for the same patient ID Re-attending between 3 & 9 months - Children	837	2,081	40.2%	53.0%	59.9%	58.8%
% of FP17s for the same patient ID Re-attending between 3 & 9 months - Adults	1,680	5,490	30.6%	47.8%	52.0%	51.0%
% of FP17s for Band 1 Urgent Courses	593	6,811	8.7%	7.9%	8.0%	9.0%
% of FP17s Relating to Free Repair or Replacements	70	6,811	1.0%	0.7%	0.8%	0.8%
% of FP17s Relating to Continuations	70	6,811	1.0%	0.8%	0.9%	0.9%
% of Patients satisfied with the dentistry they have received	2	2	N/A	93.3%	93.6%	93.2%
% of Patients satisfied with the time they had to wait for an appointment	2	2	N/A	90.1%	88.6%	88.3%

* This is based on patients treated on this contract for their most recent course of treatment. Figures in italics indicate the base number of FP17s or Patient Questionnaire responses are less than 100. N/A is shown where the base number of responses is less than 10 during the period. % is calculated as Quantity/Base number*100

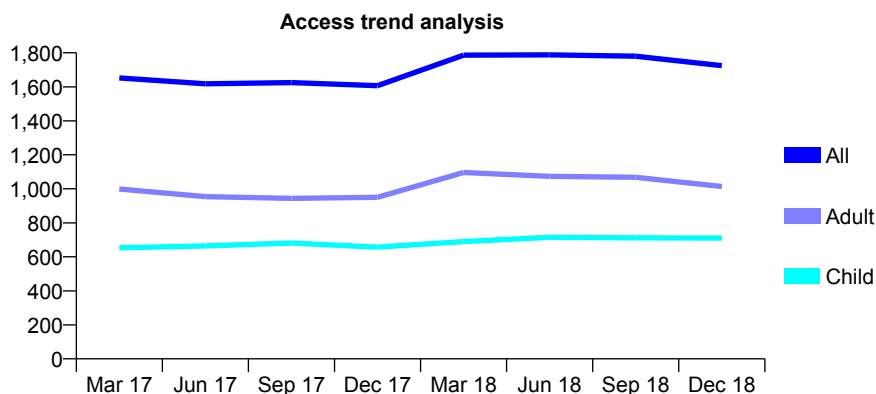
Q54 - Vital Signs At a Glance Contract Report for 658995/0001 - December 2018

Name or company name	MR SR MEHTA
Contract type name	GDS Contract
Purpose of contract	General
Contract start date	16/08/2011
Contract end date	

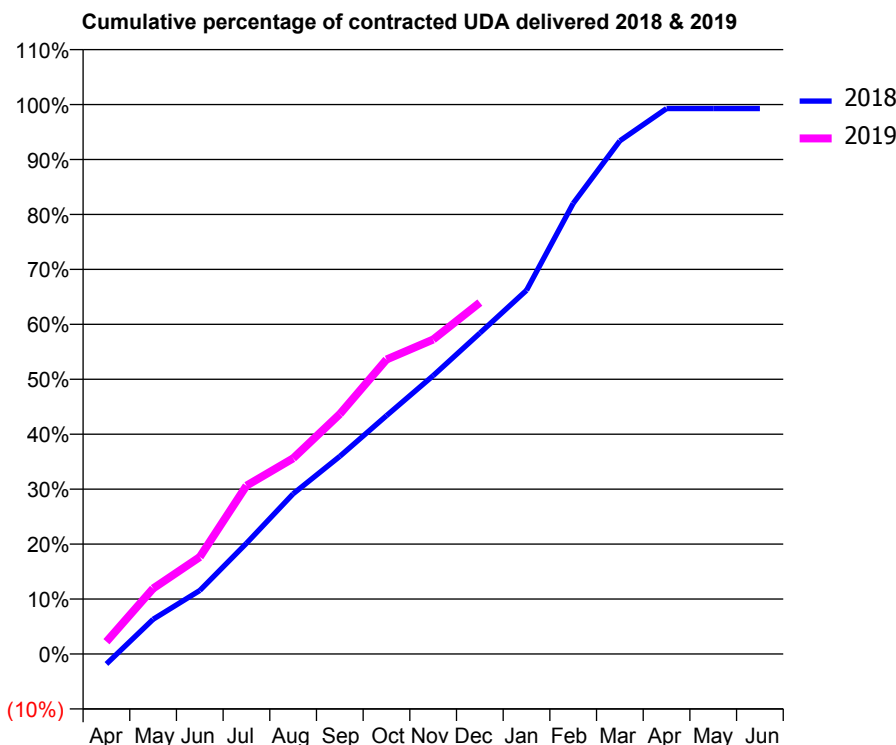
18/19 Contracted general activity (UDA)	5,107
Carry forward general activity (UDA)	37
18/19 Contracted orthodontic activity (UOA)	0
Carry forward orthodontic activity (UOA)	0
Baseline contract value	£109,048.76

ACCESS*

Patients seen in 24 months	Total	Change since previous quarter
Quarter ending December 2017	1,607	
Quarter ending March 2018	1,786	↑
Quarter ending June 2018	1,788	→
Quarter ending September 2018	1,780	→
Quarter ending December 2018	1,724	↓
Variance since December 2017	7.3%	↑



ACTIVITY



Month	Adjusted Scheduled Activity (UDA)	
	2018	2019
April	-94	115
May	323	609
June	590	901
July	1,030	1,564
August	1,490	1,819
September	1,837	2,231
October	2,216	2,737
November	2,587	2,923
December	2,983	3,267
January	3,381	
February	4,189	
March	4,770	
April	5,069	
May	5,069	
June	5,069	

QUALITY

	Quantity	Base Number	Contract	AT	Region	England
% of FP17s for the same patient ID Re-attending within 3 months - Children	25	576	4.3%	9.9%	11.6%	11.8%
% of FP17s for the same patient ID Re-attending within 3 months - Adults	93	678	13.7%	14.7%	15.1%	15.6%
% of FP17s for the same patient ID Re-attending between 3 & 9 months - Children	244	576	42.4%	53.0%	59.9%	58.8%
% of FP17s for the same patient ID Re-attending between 3 & 9 months - Adults	257	678	37.9%	47.8%	52.0%	51.0%
% of FP17s for Band 1 Urgent Courses	73	1,159	6.3%	7.9%	8.0%	9.0%
% of FP17s Relating to Free Repair or Replacements	1	1,159	0.1%	0.7%	0.8%	0.8%
% of FP17s Relating to Continuations	7	1,159	0.6%	0.8%	0.9%	0.9%
% of Patients satisfied with the dentistry they have received	1	1	N/A	93.3%	93.6%	93.2%
% of Patients satisfied with the time they had to wait for an appointment	1	1	N/A	90.1%	88.6%	88.3%

* This is based on patients treated on this contract for their most recent course of treatment. Figures in italics indicate the base number of FP17s or Patient Questionnaire responses are less than 100. N/A is shown where the base number of responses is less than 10 during the period. % is calculated as Quantity/Base number*100

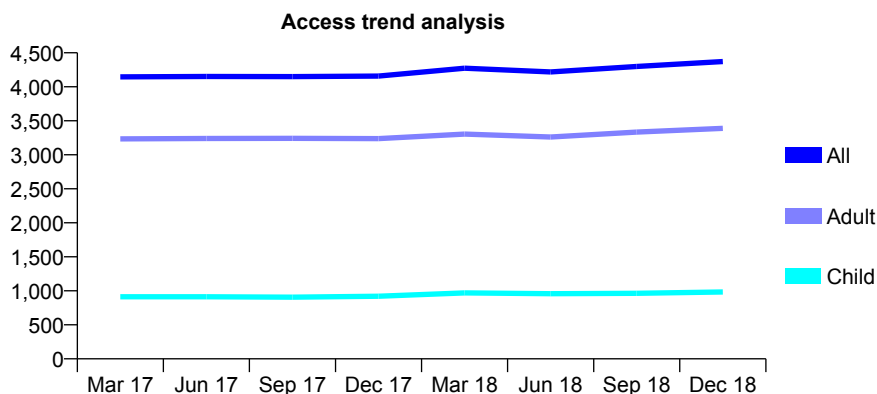
Q54 - Vital Signs At a Glance Contract Report for 660094/0001 - December 2018

Name or company name	MISS HL PHAM
Contract type name	GDS Contract
Purpose of contract	General
Contract start date	01/04/2006
Contract end date	

18/19 Contracted general activity (UDA)	16,200
Carry forward general activity (UDA)	252
18/19 Contracted orthodontic activity (UOA)	0
Carry forward orthodontic activity (UOA)	0
Baseline contract value	£400,808.59

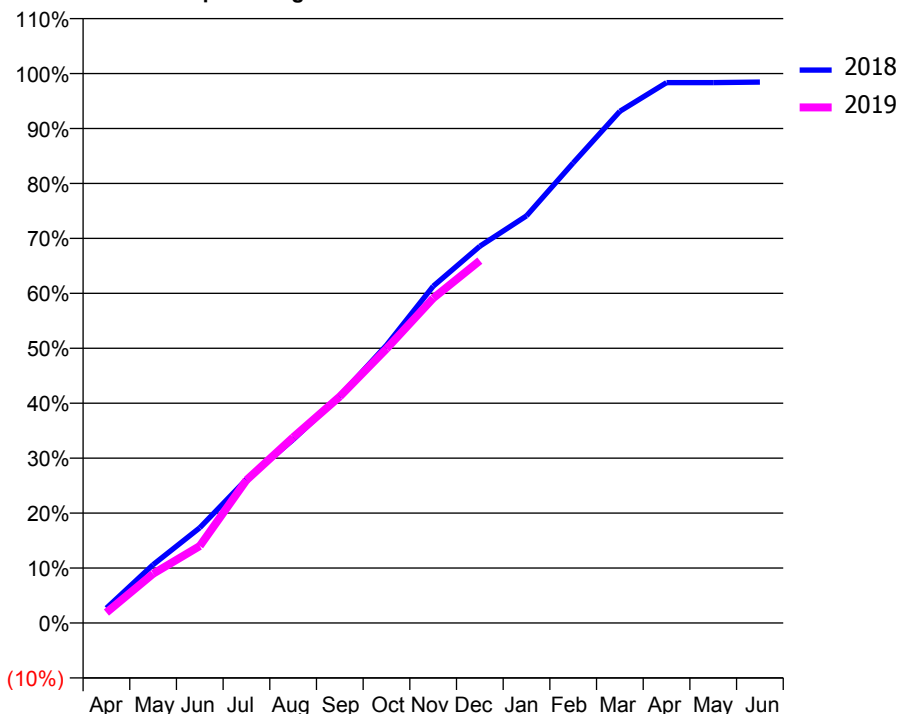
ACCESS*

Patients seen in 24 months	Total	Change since previous quarter
Quarter ending December 2017	4,158	
Quarter ending March 2018	4,274	↑
Quarter ending June 2018	4,218	↓
Quarter ending September 2018	4,299	→
Quarter ending December 2018	4,372	→
Variance since December 2017	5.1%	↑



ACTIVITY

Cumulative percentage of contracted UDA delivered 2018 & 2019



Month	Adjusted Scheduled Activity (UDA)	
	2018	2019
April	439	310
May	1,720	1,454
June	2,809	2,271
July	4,234	4,213
August	5,409	5,475
September	6,694	6,678
October	8,190	8,086
November	9,928	9,573
December	11,108	10,683
January	12,005	
February	13,564	
March	15,087	
April	15,932	
May	15,932	
June	15,948	

QUALITY

	Quantity	Base Number	Contract	AT	Region	England
% of FP17s for the same patient ID Re-attending within 3 months - Children	88	992	8.9%	9.9%	11.6%	11.8%
% of FP17s for the same patient ID Re-attending within 3 months - Adults	569	3,642	15.6%	14.7%	15.1%	15.6%
% of FP17s for the same patient ID Re-attending between 3 & 9 months - Children	520	992	52.4%	53.0%	59.9%	58.8%
% of FP17s for the same patient ID Re-attending between 3 & 9 months - Adults	2,078	3,642	57.1%	47.8%	52.0%	51.0%
% of FP17s for Band 1 Urgent Courses	336	4,347	7.7%	7.9%	8.0%	9.0%
% of FP17s Relating to Free Repair or Replacements	82	4,347	1.9%	0.7%	0.8%	0.8%
% of FP17s Relating to Continuations	53	4,347	1.2%	0.8%	0.9%	0.9%
% of Patients satisfied with the dentistry they have received	3	3	N/A	93.3%	93.6%	93.2%
% of Patients satisfied with the time they had to wait for an appointment	3	3	N/A	90.1%	88.6%	88.3%

* This is based on patients treated on this contract for their most recent course of treatment. Figures in italics indicate the base number of FP17s or Patient Questionnaire responses are less than 100. N/A is shown where the base number of responses is less than 10 during the period. % is calculated as Quantity/Base number*100

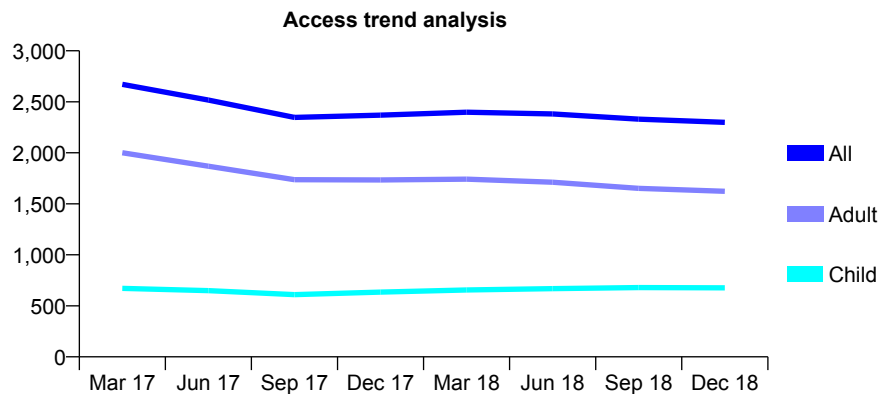
Q54 - Vital Signs At a Glance Contract Report for 673749/0001 - December 2018

Name or company name	MR R KUMAR
Contract type name	GDS Contract
Purpose of contract	General and Orthodontic
Contract start date	01/04/2006
Contract end date	

18/19 Contracted general activity (UDA)	9,973
Carry forward general activity (UDA)	0
18/19 Contracted orthodontic activity (UOA)	210
Carry forward orthodontic activity (UOA)	0
Baseline contract value	£275,732.80

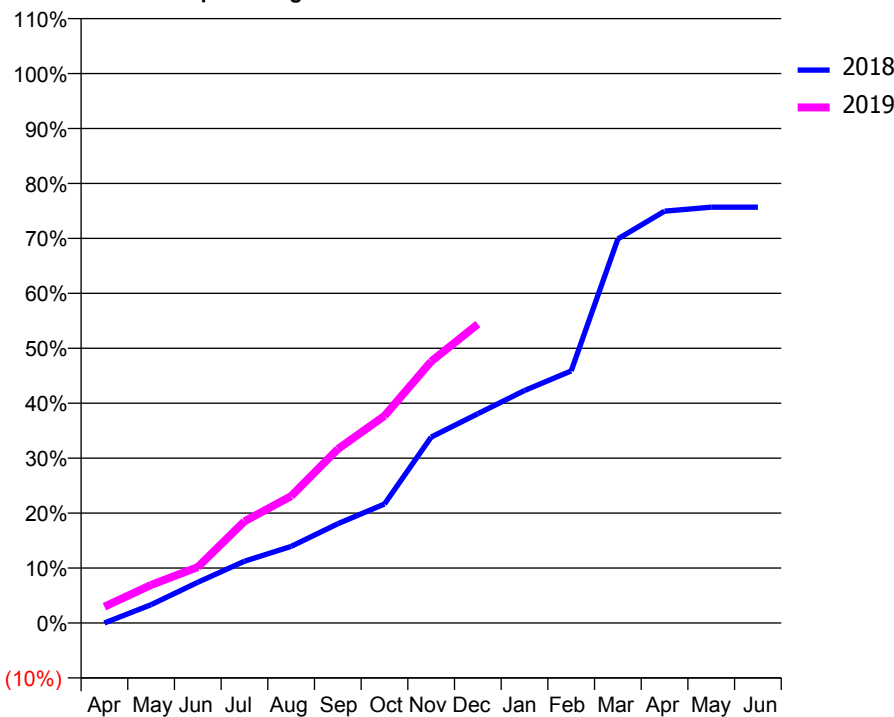
ACCESS*

Patients seen in 24 months	Total	Change since previous quarter
Quarter ending December 2017	2,369	
Quarter ending March 2018	2,398	→
Quarter ending June 2018	2,381	→
Quarter ending September 2018	2,330	↓
Quarter ending December 2018	2,299	↓
Variance since December 2017	(3.0%)	↓



ACTIVITY

Cumulative percentage of contracted UDA delivered 2018 & 2019



Month	Adjusted Scheduled Activity (UDA)	
	2018	2019
April	0	297
May	333	691
June	739	1,015
July	1,122	1,846
August	1,390	2,304
September	1,802	3,157
October	2,159	3,761
November	3,374	4,747
December	3,799	5,424
January	4,219	
February	4,576	
March	6,972	
April	7,475	
May	7,548	
June	7,548	

QUALITY

	Quantity	Base Number	Contract	AT	Region	England
% of FP17s for the same patient ID Re-attending within 3 months - Children	41	740	5.5%	9.9%	11.6%	11.8%
% of FP17s for the same patient ID Re-attending within 3 months - Adults	106	1,260	8.4%	14.7%	15.1%	15.6%
% of FP17s for the same patient ID Re-attending between 3 & 9 months - Children	413	740	55.8%	53.0%	59.9%	58.8%
% of FP17s for the same patient ID Re-attending between 3 & 9 months - Adults	583	1,260	46.3%	47.8%	52.0%	51.0%
% of FP17s for Band 1 Urgent Courses	94	1,843	5.1%	7.9%	8.0%	9.0%
% of FP17s Relating to Free Repair or Replacements	3	1,843	0.2%	0.7%	0.8%	0.8%
% of FP17s Relating to Continuations	17	1,843	0.9%	0.8%	0.9%	0.9%
% of Patients satisfied with the dentistry they have received	0	0	N/A	93.3%	93.6%	93.2%
% of Patients satisfied with the time they had to wait for an appointment	0	0	N/A	90.1%	88.6%	88.3%

* This is based on patients treated on this contract for their most recent course of treatment. Figures in italics indicate the base number of FP17s or Patient Questionnaire responses are less than 100. N/A is shown where the base number of responses is less than 10 during the period. % is calculated as Quantity/Base number*100

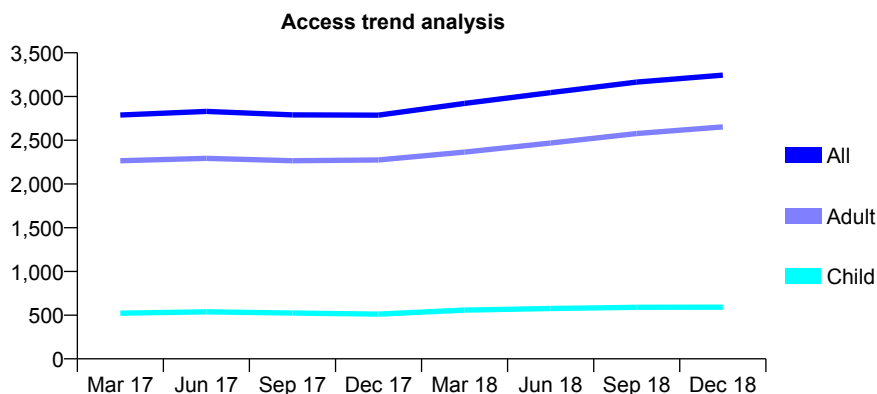
Q54 - Vital Signs At a Glance Contract Report for 677566/0001 - December 2018

Name or company name	MR N KHALED
Contract type name	GDS Contract
Purpose of contract	General
Contract start date	01/12/2006
Contract end date	

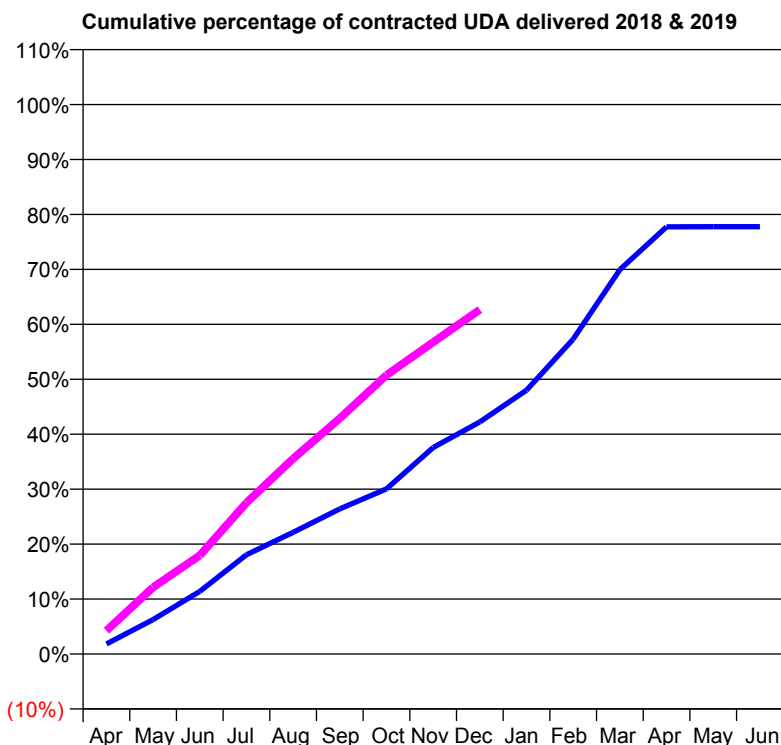
18/19 Contracted general activity (UDA)	15,657
Carry forward general activity (UDA)	0
18/19 Contracted orthodontic activity (UOA)	0
Carry forward orthodontic activity (UOA)	0
Baseline contract value	£401,682.84

ACCESS*

Patients seen in 24 months	Total	Change since previous quarter
Quarter ending December 2017	2,787	
Quarter ending March 2018	2,921	↑
Quarter ending June 2018	3,045	↑
Quarter ending September 2018	3,166	↑
Quarter ending December 2018	3,244	↑
Variance since December 2017	16.4%	↑



ACTIVITY



Month	Adjusted Scheduled Activity (UDA)	
	2018	2019
April	286	666
May	983	1,900
June	1,783	2,809
July	2,828	4,311
August	3,466	5,568
September	4,136	6,717
October	4,707	7,947
November	5,884	8,884
December	6,612	9,811
January	7,517	
February	8,972	
March	10,951	
April	12,173	
May	12,174	
June	12,174	

QUALITY

	Quantity	Base Number	Contract	AT	Region	England
% of FP17s for the same patient ID Re-attending within 3 months - Children	55	591	9.3%	9.9%	11.6%	11.8%
% of FP17s for the same patient ID Re-attending within 3 months - Adults	496	2,446	20.3%	14.7%	15.1%	15.6%
% of FP17s for the same patient ID Re-attending between 3 & 9 months - Children	250	591	42.3%	53.0%	59.9%	58.8%
% of FP17s for the same patient ID Re-attending between 3 & 9 months - Adults	842	2,446	34.4%	47.8%	52.0%	51.0%
% of FP17s for Band 1 Urgent Courses	57	2,835	2.0%	7.9%	8.0%	9.0%
% of FP17s Relating to Free Repair or Replacements	48	2,835	1.7%	0.7%	0.8%	0.8%
% of FP17s Relating to Continuations	102	2,835	3.6%	0.8%	0.9%	0.9%
% of Patients satisfied with the dentistry they have received	1	1	N/A	93.3%	93.6%	93.2%
% of Patients satisfied with the time they had to wait for an appointment	1	1	N/A	90.1%	88.6%	88.3%

* This is based on patients treated on this contract for their most recent course of treatment. Figures in italics indicate the base number of FP17s or Patient Questionnaire responses are less than 100. N/A is shown where the base number of responses is less than 10 during the period. % is calculated as Quantity/Base number*100

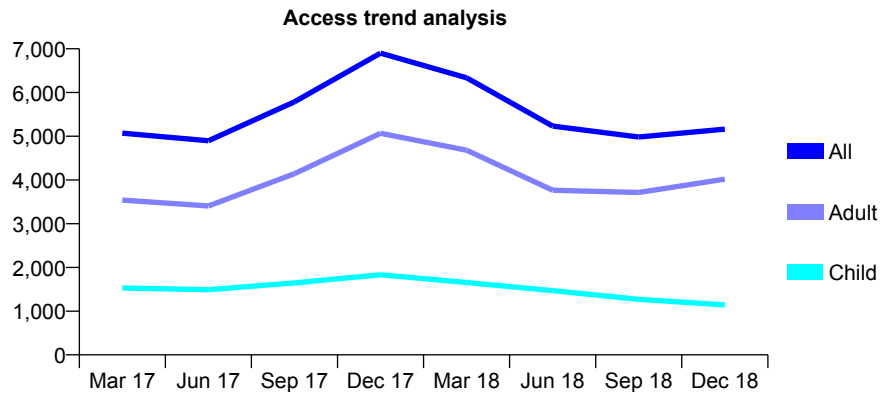
Q54 - Vital Signs At a Glance Contract Report for 677620/0002 - December 2018

Name or company name	MR MA ILYAS
Contract type name	GDS Contract
Purpose of contract	General
Contract start date	01/04/2006
Contract end date	

18/19 Contracted general activity (UDA)	14,933
Carry forward general activity (UDA)	465
18/19 Contracted orthodontic activity (UOA)	0
Carry forward orthodontic activity (UOA)	0
Baseline contract value	£345,403.37

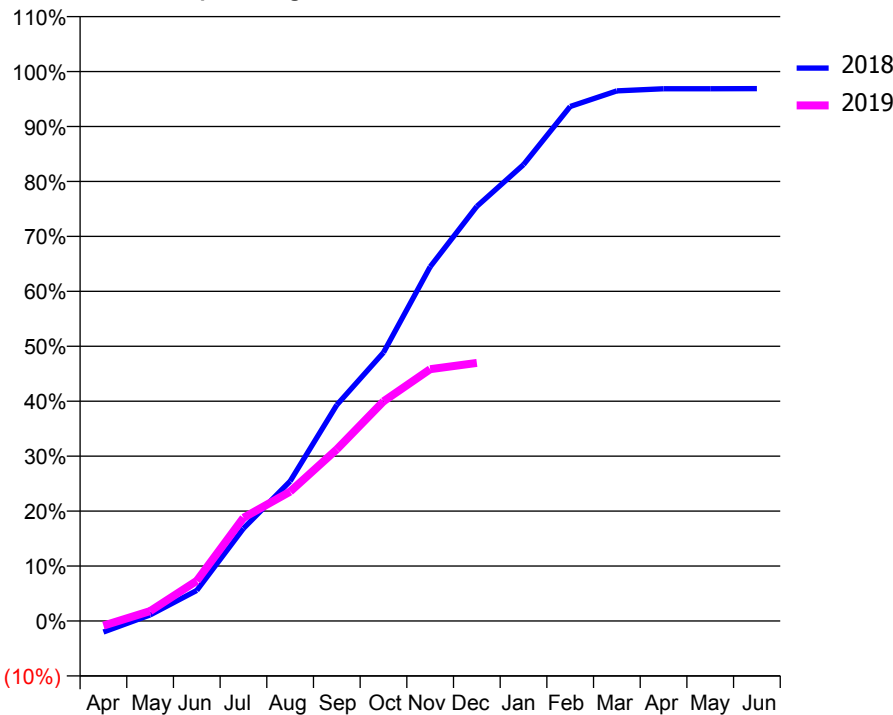
ACCESS*

Patients seen in 24 months	Total	Change since previous quarter
Quarter ending December 2017	6,901	
Quarter ending March 2018	6,336	↓
Quarter ending June 2018	5,233	↓
Quarter ending September 2018	4,983	↓
Quarter ending December 2018	5,161	↑
Variance since December 2017	(25.2%)	↓



ACTIVITY

Cumulative percentage of contracted UDA delivered 2018 & 2019



Month	Adjusted Scheduled Activity (UDA)	
	2018	2019
April	-301	-130
May	165	268
June	830	1,093
July	2,518	2,808
August	3,801	3,516
September	5,873	4,667
October	7,297	5,970
November	9,628	6,844
December	11,268	7,014
January	12,403	
February	13,983	
March	14,405	
April	14,465	
May	14,464	
June	14,468	

QUALITY

	Quantity	Base Number	Contract	AT	Region	England
% of FP17s for the same patient ID Re-attending within 3 months - Children	58	1,209	4.8%	9.9%	11.6%	11.8%
% of FP17s for the same patient ID Re-attending within 3 months - Adults	274	3,979	6.9%	14.7%	15.1%	15.6%
% of FP17s for the same patient ID Re-attending between 3 & 9 months - Children	541	1,209	44.7%	53.0%	59.9%	58.8%
% of FP17s for the same patient ID Re-attending between 3 & 9 months - Adults	1,746	3,979	43.9%	47.8%	52.0%	51.0%
% of FP17s for Band 1 Urgent Courses	182	4,059	4.5%	7.9%	8.0%	9.0%
% of FP17s Relating to Free Repair or Replacements	39	4,059	1.0%	0.7%	0.8%	0.8%
% of FP17s Relating to Continuations	8	4,059	0.2%	0.8%	0.9%	0.9%
% of Patients satisfied with the dentistry they have received	2	2	N/A	93.3%	93.6%	93.2%
% of Patients satisfied with the time they had to wait for an appointment	2	2	N/A	90.1%	88.6%	88.3%

* This is based on patients treated on this contract for their most recent course of treatment. Figures in italics indicate the base number of FP17s or Patient Questionnaire responses are less than 100. N/A is shown where the base number of responses is less than 10 during the period. % is calculated as Quantity/Base number*100

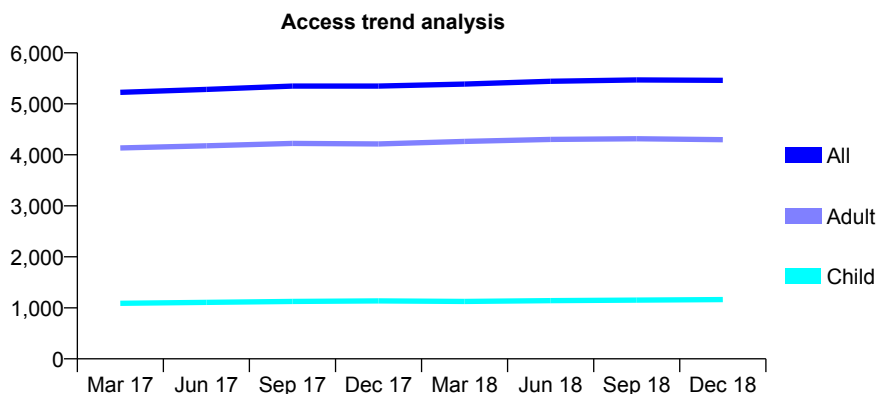
Q54 - Vital Signs At a Glance Contract Report for 678139/0001 - December 2018

Name or company name	MS WP CHEUNG
Contract type name	GDS Contract
Purpose of contract	General
Contract start date	01/04/2006
Contract end date	

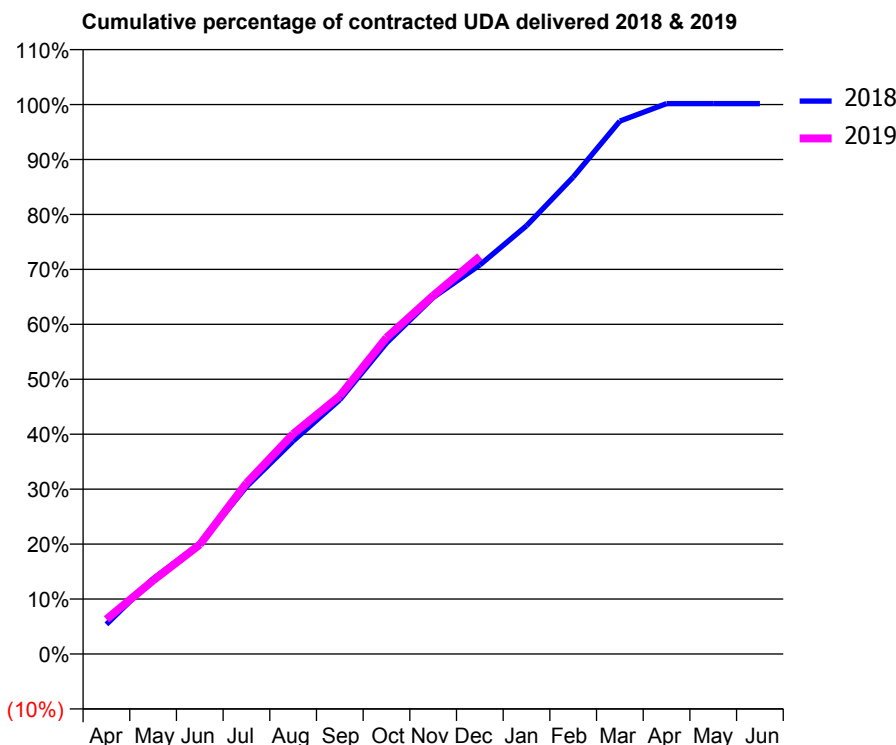
18/19 Contracted general activity (UDA)	16,054
Carry forward general activity (UDA)	-27
18/19 Contracted orthodontic activity (UOA)	0
Carry forward orthodontic activity (UOA)	0
Baseline contract value	£345,019.11

ACCESS*

Patients seen in 24 months	Total	Change since previous quarter
Quarter ending December 2017	5,348	
Quarter ending March 2018	5,388	→
Quarter ending June 2018	5,443	→
Quarter ending September 2018	5,467	→
Quarter ending December 2018	5,460	→
Variance since December 2017	2.1%	↑



ACTIVITY



Month	Adjusted Scheduled Activity (UDA)	
	2018	2019
April	867	1,014
May	2,197	2,147
June	3,218	3,196
July	4,889	4,992
August	6,222	6,429
September	7,427	7,542
October	9,086	9,243
November	10,415	10,469
December	11,367	11,616
January	12,512	
February	13,932	
March	15,569	
April	16,082	
May	16,082	
June	16,082	

QUALITY

	Quantity	Base Number	Contract	AT	Region	England
% of FP17s for the same patient ID Re-attending within 3 months - Children	88	1,298	6.8%	9.9%	11.6%	11.8%
% of FP17s for the same patient ID Re-attending within 3 months - Adults	788	5,162	15.3%	14.7%	15.1%	15.6%
% of FP17s for the same patient ID Re-attending between 3 & 9 months - Children	832	1,298	64.1%	53.0%	59.9%	58.8%
% of FP17s for the same patient ID Re-attending between 3 & 9 months - Adults	3,255	5,162	63.1%	47.8%	52.0%	51.0%
% of FP17s for Band 1 Urgent Courses	329	6,232	5.3%	7.9%	8.0%	9.0%
% of FP17s Relating to Free Repair or Replacements	67	6,232	1.1%	0.7%	0.8%	0.8%
% of FP17s Relating to Continuations	120	6,232	1.9%	0.8%	0.9%	0.9%
% of Patients satisfied with the dentistry they have received	3	3	N/A	93.3%	93.6%	93.2%
% of Patients satisfied with the time they had to wait for an appointment	2	3	N/A	90.1%	88.6%	88.3%

* This is based on patients treated on this contract for their most recent course of treatment. Figures in italics indicate the base number of FP17s or Patient Questionnaire responses are less than 100. N/A is shown where the base number of responses is less than 10 during the period. % is calculated as Quantity/Base number*100

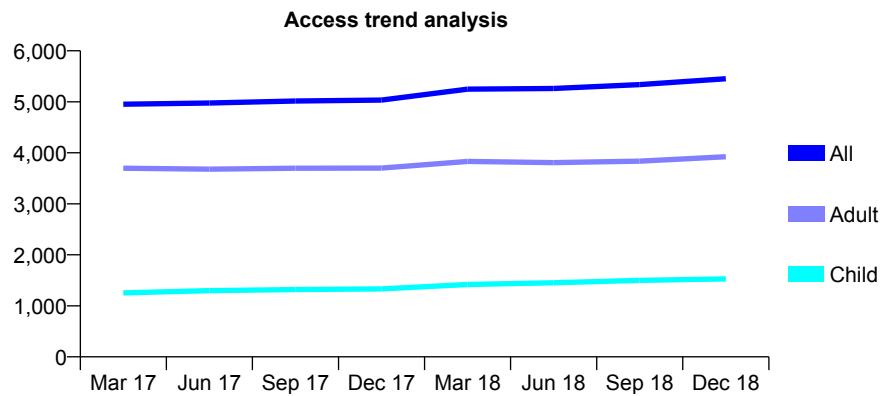
Q54 - Vital Signs At a Glance Contract Report for 678325/0001 - December 2018

Name or company name	Acorn Implant and Dental Practice Ltd
Contract type name	GDS Contract
Purpose of contract	General
Contract start date	01/04/2006
Contract end date	

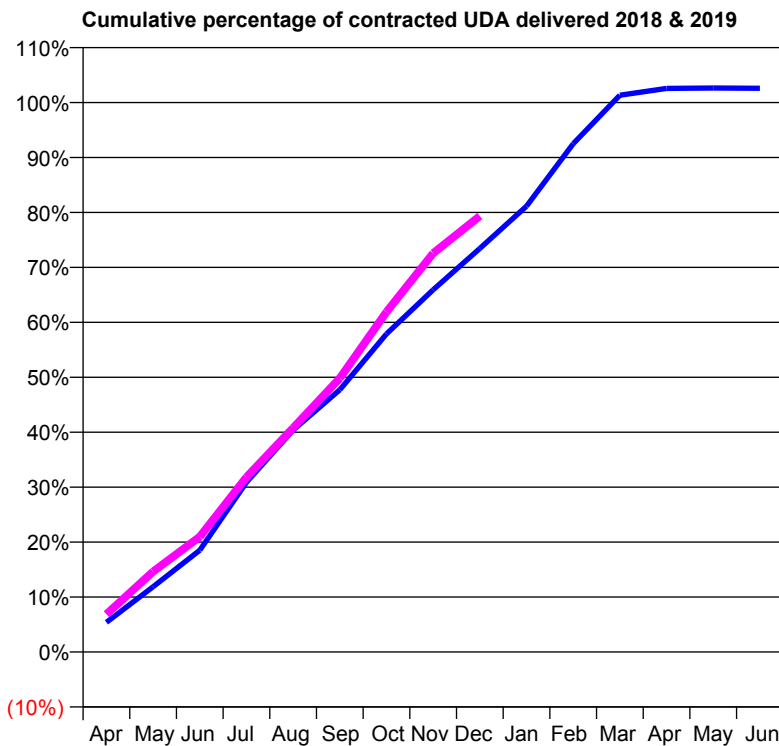
18/19 Contracted general activity (UDA)	9,855
Carry forward general activity (UDA)	-197
18/19 Contracted orthodontic activity (UOA)	0
Carry forward orthodontic activity (UOA)	0
Baseline contract value	£278,882.45

ACCESS*

Patients seen in 24 months	Total	Change since previous quarter
Quarter ending December 2017	5,033	
Quarter ending March 2018	5,249	↑
Quarter ending June 2018	5,261	→
Quarter ending September 2018	5,337	→
Quarter ending December 2018	5,451	↑
Variance since December 2017	8.3%	↑



ACTIVITY



Month	Adjusted Scheduled Activity (UDA)	
	2018	2019
April	532	677
May	1,171	1,443
June	1,826	2,069
July	3,043	3,136
August	3,982	4,019
September	4,704	4,911
October	5,706	6,099
November	6,495	7,152
December	7,238	7,819
January	7,996	
February	9,116	
March	9,987	
April	10,108	
May	10,114	
June	10,110	

QUALITY

	Quantity	Base Number	Contract	AT	Region	England
% of FP17s for the same patient ID Re-attending within 3 months - Children	101	1,572	6.4%	9.9%	11.6%	11.8%
% of FP17s for the same patient ID Re-attending within 3 months - Adults	353	3,261	10.8%	14.7%	15.1%	15.6%
% of FP17s for the same patient ID Re-attending between 3 & 9 months - Children	758	1,572	48.2%	53.0%	59.9%	58.8%
% of FP17s for the same patient ID Re-attending between 3 & 9 months - Adults	1,421	3,261	43.6%	47.8%	52.0%	51.0%
% of FP17s for Band 1 Urgent Courses	181	4,139	4.4%	7.9%	8.0%	9.0%
% of FP17s Relating to Free Repair or Replacements	26	4,139	0.6%	0.7%	0.8%	0.8%
% of FP17s Relating to Continuations	23	4,139	0.6%	0.8%	0.9%	0.9%
% of Patients satisfied with the dentistry they have received	2	2	N/A	93.3%	93.6%	93.2%
% of Patients satisfied with the time they had to wait for an appointment	2	2	N/A	90.1%	88.6%	88.3%

* This is based on patients treated on this contract for their most recent course of treatment. Figures in italics indicate the base number of FP17s or Patient Questionnaire responses are less than 100. N/A is shown where the base number of responses is less than 10 during the period. % is calculated as Quantity/Base number*100

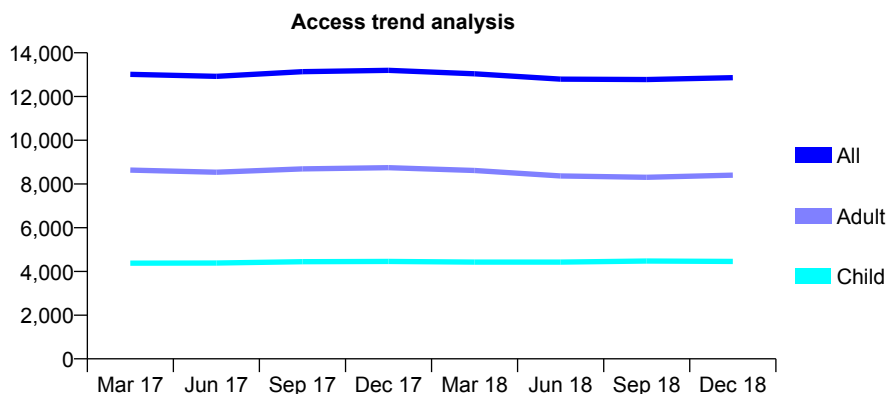
Q54 - Vital Signs At a Glance Contract Report for 682004/0001 - December 2018

Name or company name	Birchfield Dental Practice
Contract type name	GDS Contract
Purpose of contract	General
Contract start date	01/04/2006
Contract end date	

18/19 Contracted general activity (UDA)	45,372
Carry forward general activity (UDA)	1,030
18/19 Contracted orthodontic activity (UOA)	0
Carry forward orthodontic activity (UOA)	0
Baseline contract value	£1,270,464.12

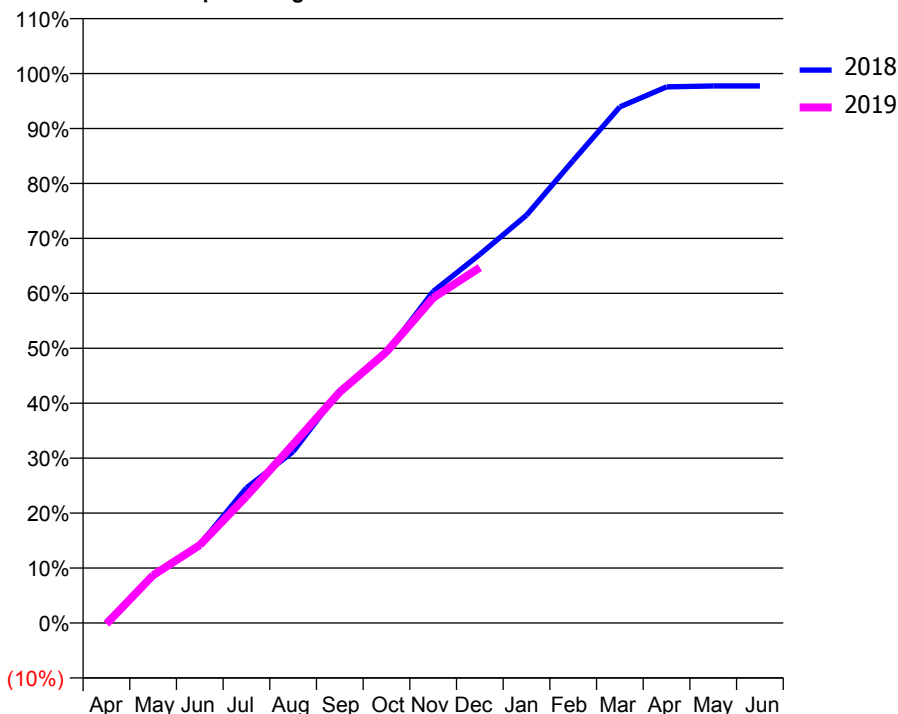
ACCESS*

Patients seen in 24 months	Total	Change since previous quarter
Quarter ending December 2017	13,200	
Quarter ending March 2018	13,042	↓
Quarter ending June 2018	12,795	↓
Quarter ending September 2018	12,779	→
Quarter ending December 2018	12,861	→
Variance since December 2017	(2.6%)	↓



ACTIVITY

Cumulative percentage of contracted UDA delivered 2018 & 2019



Month	Adjusted Scheduled Activity (UDA)	
	2018	2019
April	94	-78
May	3,865	3,947
June	6,488	6,437
July	11,163	10,468
August	14,153	14,746
September	19,196	19,074
October	22,327	22,385
November	27,378	26,847
December	30,439	29,350
January	33,679	
February	38,193	
March	42,613	
April	44,264	
May	44,341	
June	44,341	

QUALITY

	Quantity	Base Number	Contract	AT	Region	England
% of FP17s for the same patient ID Re-attending within 3 months - Children	178	3,749	4.7%	9.9%	11.6%	11.8%
% of FP17s for the same patient ID Re-attending within 3 months - Adults	839	6,278	13.4%	14.7%	15.1%	15.6%
% of FP17s for the same patient ID Re-attending between 3 & 9 months - Children	1,584	3,749	42.3%	53.0%	59.9%	58.8%
% of FP17s for the same patient ID Re-attending between 3 & 9 months - Adults	2,282	6,278	36.3%	47.8%	52.0%	51.0%
% of FP17s for Band 1 Urgent Courses	935	9,525	9.8%	7.9%	8.0%	9.0%
% of FP17s Relating to Free Repair or Replacements	37	9,525	0.4%	0.7%	0.8%	0.8%
% of FP17s Relating to Continuations	43	9,525	0.5%	0.8%	0.9%	0.9%
% of Patients satisfied with the dentistry they have received	1	1	N/A	93.3%	93.6%	93.2%
% of Patients satisfied with the time they had to wait for an appointment	1	1	N/A	90.1%	88.6%	88.3%

* This is based on patients treated on this contract for their most recent course of treatment. Figures in italics indicate the base number of FP17s or Patient Questionnaire responses are less than 100. N/A is shown where the base number of responses is less than 10 during the period. % is calculated as Quantity/Base number*100

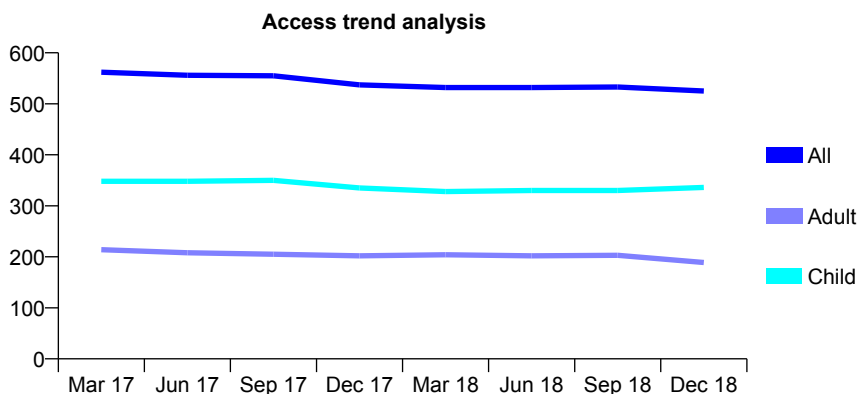
Q54 - Vital Signs At a Glance Contract Report for 682381/0001 - December 2018

Name or company name	MR TF FRASER
Contract type name	GDS Contract
Purpose of contract	General
Contract start date	01/04/2006
Contract end date	

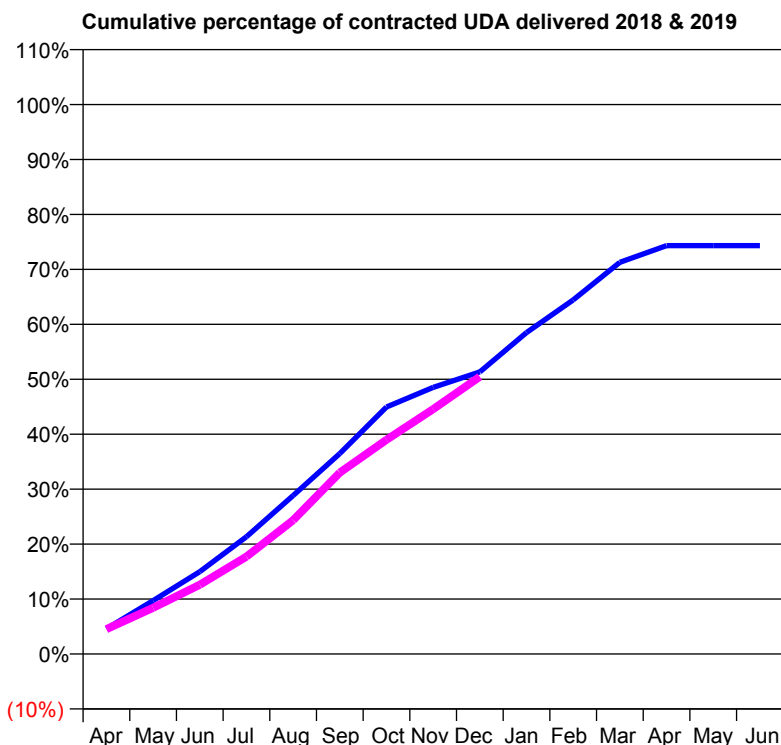
18/19 Contracted general activity (UDA)	1,600
Carry forward general activity (UDA)	0
18/19 Contracted orthodontic activity (UOA)	0
Carry forward orthodontic activity (UOA)	0
Baseline contract value	£41,817.08

ACCESS*

Patients seen in 24 months	Total	Change since previous quarter
Quarter ending December 2017	537	
Quarter ending March 2018	532	→
Quarter ending June 2018	532	→
Quarter ending September 2018	533	→
Quarter ending December 2018	525	↓
Variance since December 2017	(2.2%)	↓



ACTIVITY



Adjusted Scheduled Activity (UDA)		
Month	2018	2019
April	73	72
May	155	135
June	240	202
July	341	284
August	462	390
September	584	528
October	719	624
November	776	713
December	821	808
January	936	
February	1,031	
March	1,140	
April	1,189	
May	1,189	
June	1,189	

QUALITY

	Quantity	Base Number	Contract	AT	Region	England
% of FP17s for the same patient ID Re-attending within 3 months - Children	18	356	5.1%	9.9%	11.6%	11.8%
% of FP17s for the same patient ID Re-attending within 3 months - Adults	32	187	17.1%	14.7%	15.1%	15.6%
% of FP17s for the same patient ID Re-attending between 3 & 9 months - Children	213	356	59.8%	53.0%	59.9%	58.8%
% of FP17s for the same patient ID Re-attending between 3 & 9 months - Adults	100	187	53.5%	47.8%	52.0%	51.0%
% of FP17s for Band 1 Urgent Courses	18	513	3.5%	7.9%	8.0%	9.0%
% of FP17s Relating to Free Repair or Replacements	0	513	0.0%	0.7%	0.8%	0.8%
% of FP17s Relating to Continuations	8	513	1.6%	0.8%	0.9%	0.9%
% of Patients satisfied with the dentistry they have received	0	1	N/A	93.3%	93.6%	93.2%
% of Patients satisfied with the time they had to wait for an appointment	0	1	N/A	90.1%	88.6%	88.3%

* This is based on patients treated on this contract for their most recent course of treatment. Figures in italics indicate the base number of FP17s or Patient Questionnaire responses are less than 100. N/A is shown where the base number of responses is less than 10 during the period. % is calculated as Quantity/Base number*100

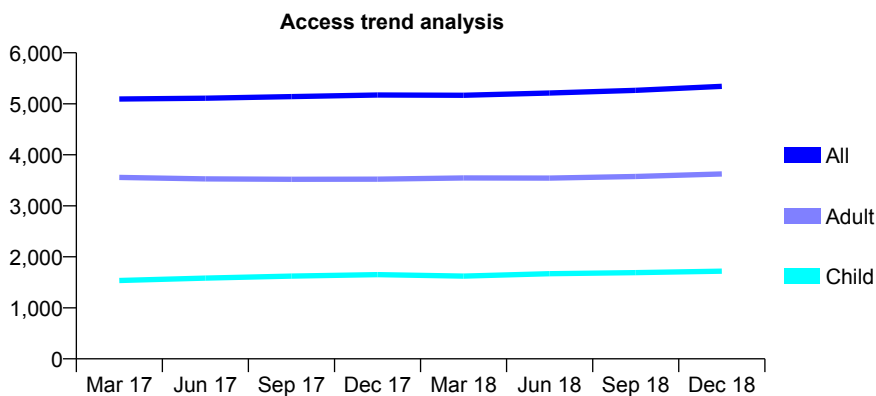
Q54 - Vital Signs At a Glance Contract Report for 686867/0001 - December 2018

Name or company name	City Dental Practice
Contract type name	GDS Contract
Purpose of contract	General
Contract start date	01/04/2006
Contract end date	

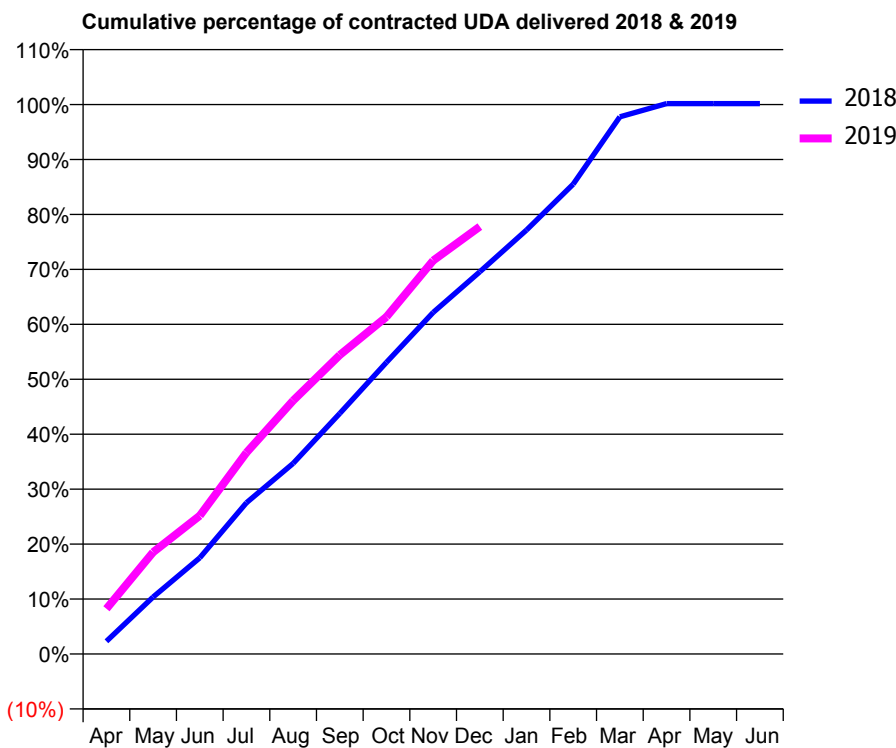
18/19 Contracted general activity (UDA)	18,296
Carry forward general activity (UDA)	-28
18/19 Contracted orthodontic activity (UOA)	0
Carry forward orthodontic activity (UOA)	0
Baseline contract value	£535,885.23

ACCESS*

Patients seen in 24 months	Total	Change since previous quarter
Quarter ending December 2017	5,173	
Quarter ending March 2018	5,168	→
Quarter ending June 2018	5,212	→
Quarter ending September 2018	5,263	→
Quarter ending December 2018	5,343	→
Variance since December 2017	3.3%	↑



ACTIVITY



Month	Adjusted Scheduled Activity (UDA)	
	2018	2019
April	426	1,509
May	1,898	3,390
June	3,201	4,606
July	5,037	6,708
August	6,348	8,440
September	8,010	9,957
October	9,713	11,225
November	11,372	13,100
December	12,729	14,230
January	14,116	
February	15,643	
March	17,886	
April	18,324	
May	18,324	
June	18,324	

QUALITY

	Quantity	Base Number	Contract	AT	Region	England
% of FP17s for the same patient ID Re-attending within 3 months - Children	82	1,984	4.1%	9.9%	11.6%	11.8%
% of FP17s for the same patient ID Re-attending within 3 months - Adults	312	3,624	8.6%	14.7%	15.1%	15.6%
% of FP17s for the same patient ID Re-attending between 3 & 9 months - Children	1,319	1,984	66.5%	53.0%	59.9%	58.8%
% of FP17s for the same patient ID Re-attending between 3 & 9 months - Adults	2,128	3,624	58.7%	47.8%	52.0%	51.0%
% of FP17s for Band 1 Urgent Courses	166	5,458	3.0%	7.9%	8.0%	9.0%
% of FP17s Relating to Free Repair or Replacements	28	5,458	0.5%	0.7%	0.8%	0.8%
% of FP17s Relating to Continuations	3	5,458	0.1%	0.8%	0.9%	0.9%
% of Patients satisfied with the dentistry they have received	0	0	N/A	93.3%	93.6%	93.2%
% of Patients satisfied with the time they had to wait for an appointment	0	0	N/A	90.1%	88.6%	88.3%

* This is based on patients treated on this contract for their most recent course of treatment. Figures in italics indicate the base number of FP17s or Patient Questionnaire responses are less than 100. N/A is shown where the base number of responses is less than 10 during the period. % is calculated as Quantity/Base number*100

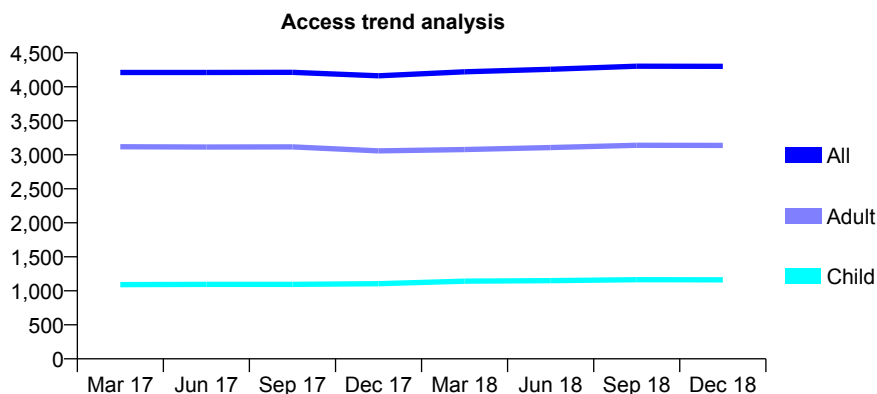
Q54 - Vital Signs At a Glance Contract Report for 686883/0001 - December 2018

Name or company name	MR HS GILL
Contract type name	GDS Contract
Purpose of contract	General
Contract start date	01/04/2006
Contract end date	

18/19 Contracted general activity (UDA)	11,380
Carry forward general activity (UDA)	0
18/19 Contracted orthodontic activity (UOA)	0
Carry forward orthodontic activity (UOA)	0
Baseline contract value	£253,337.60

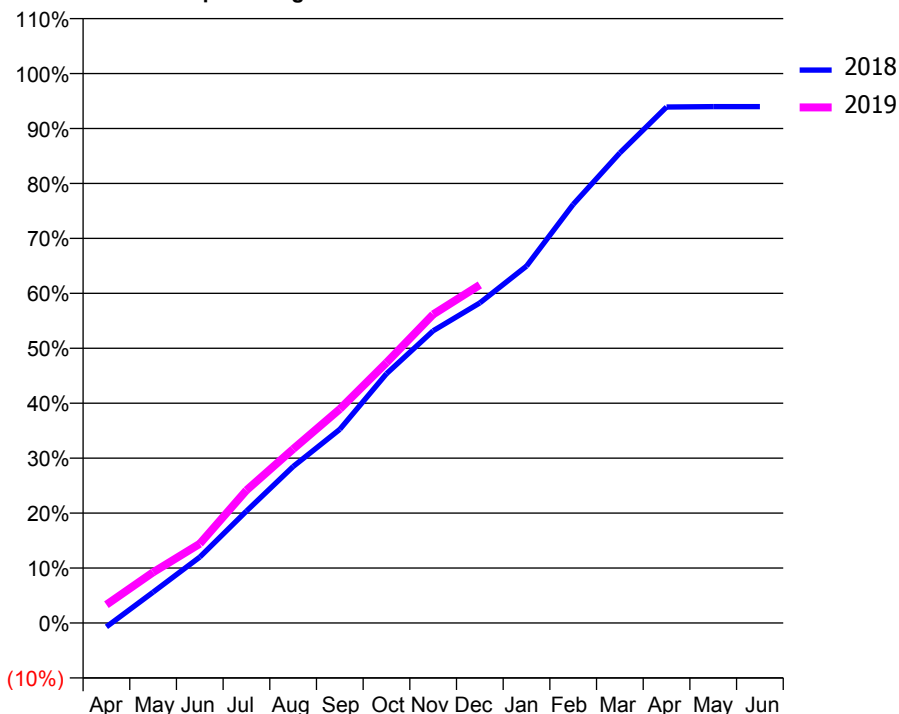
ACCESS*

Patients seen in 24 months	Total	Change since previous quarter
Quarter ending December 2017	4,162	
Quarter ending March 2018	4,220	→
Quarter ending June 2018	4,257	→
Quarter ending September 2018	4,303	→
Quarter ending December 2018	4,300	→
Variance since December 2017	3.3%	↑



ACTIVITY

Cumulative percentage of contracted UDA delivered 2018 & 2019



Month	Adjusted Scheduled Activity (UDA)	
	2018	2019
April	-80	380
May	639	1,052
June	1,366	1,641
July	2,317	2,750
August	3,241	3,602
September	4,010	4,431
October	5,162	5,392
November	6,053	6,391
December	6,628	7,001
January	7,392	
February	8,670	
March	9,735	
April	10,685	
May	10,694	
June	10,694	

QUALITY

	Quantity	Base Number	Contract	AT	Region	England
% of FP17s for the same patient ID Re-attending within 3 months - Children	114	1,369	8.3%	9.9%	11.6%	11.8%
% of FP17s for the same patient ID Re-attending within 3 months - Adults	354	3,307	10.7%	14.7%	15.1%	15.6%
% of FP17s for the same patient ID Re-attending between 3 & 9 months - Children	904	1,369	66.0%	53.0%	59.9%	58.8%
% of FP17s for the same patient ID Re-attending between 3 & 9 months - Adults	2,006	3,307	60.7%	47.8%	52.0%	51.0%
% of FP17s for Band 1 Urgent Courses	103	3,658	2.8%	7.9%	8.0%	9.0%
% of FP17s Relating to Free Repair or Replacements	20	3,658	0.5%	0.7%	0.8%	0.8%
% of FP17s Relating to Continuations	9	3,658	0.2%	0.8%	0.9%	0.9%
% of Patients satisfied with the dentistry they have received	2	3	N/A	93.3%	93.6%	93.2%
% of Patients satisfied with the time they had to wait for an appointment	2	3	N/A	90.1%	88.6%	88.3%

* This is based on patients treated on this contract for their most recent course of treatment. Figures in italics indicate the base number of FP17s or Patient Questionnaire responses are less than 100. N/A is shown where the base number of responses is less than 10 during the period. % is calculated as Quantity/Base number*100

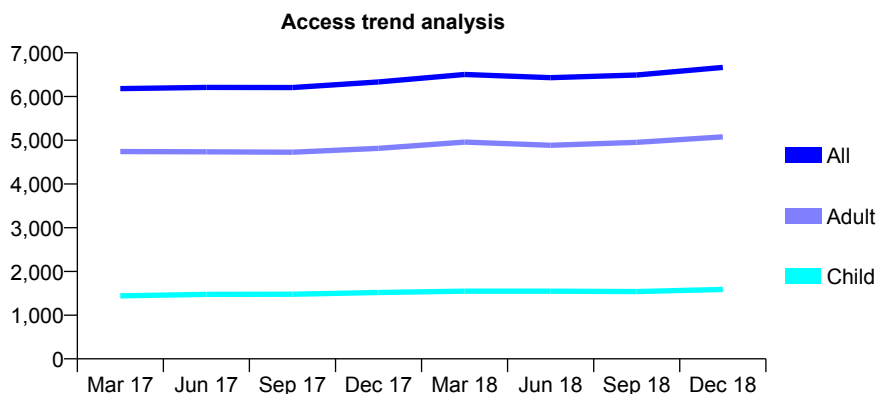
Q54 - Vital Signs At a Glance Contract Report for 686883/0002 - December 2018

Name or company name	MR HS GILL
Contract type name	PDS Plus Contract
Purpose of contract	General
Contract start date	01/11/2010
Contract end date	31/10/2020

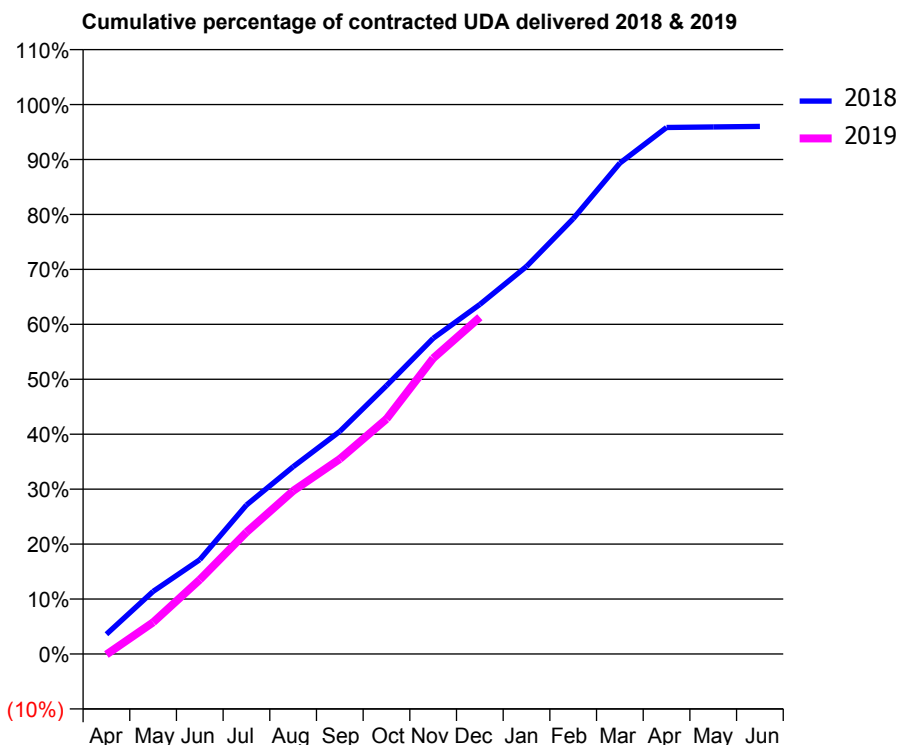
18/19 Contracted general activity (UDA)	22,480
Carry forward general activity (UDA)	896
18/19 Contracted orthodontic activity (UOA)	0
Carry forward orthodontic activity (UOA)	0
Baseline contract value	£298,027.56

ACCESS*

Patients seen in 24 months	Total	Change since previous quarter
Quarter ending December 2017	6,334	
Quarter ending March 2018	6,505	↑
Quarter ending June 2018	6,431	↓
Quarter ending September 2018	6,491	→
Quarter ending December 2018	6,665	↑
Variance since December 2017	5.2%	↑



ACTIVITY



Month	Adjusted Scheduled Activity (UDA)	
	2018	2019
April	810	-27
May	2,560	1,294
June	3,858	3,039
July	6,098	4,985
August	7,663	6,675
September	9,106	7,980
October	10,980	9,615
November	12,916	12,096
December	14,302	13,779
January	15,857	
February	17,809	
March	20,082	
April	21,538	
May	21,563	
June	21,584	

QUALITY

	Quantity	Base Number	Contract	AT	Region	England
% of FP17s for the same patient ID Re-attending within 3 months - Children	157	1,476	10.6%	9.9%	11.6%	11.8%
% of FP17s for the same patient ID Re-attending within 3 months - Adults	963	4,328	22.3%	14.7%	15.1%	15.6%
% of FP17s for the same patient ID Re-attending between 3 & 9 months - Children	615	1,476	41.7%	53.0%	59.9%	58.8%
% of FP17s for the same patient ID Re-attending between 3 & 9 months - Adults	981	4,328	22.7%	47.8%	52.0%	51.0%
% of FP17s for Band 1 Urgent Courses	1,668	5,383	31.0%	7.9%	8.0%	9.0%
% of FP17s Relating to Free Repair or Replacements	39	5,383	0.7%	0.7%	0.8%	0.8%
% of FP17s Relating to Continuations	42	5,383	0.8%	0.8%	0.9%	0.9%
% of Patients satisfied with the dentistry they have received	3	3	N/A	93.3%	93.6%	93.2%
% of Patients satisfied with the time they had to wait for an appointment	3	3	N/A	90.1%	88.6%	88.3%

* This is based on patients treated on this contract for their most recent course of treatment. Figures in italics indicate the base number of FP17s or Patient Questionnaire responses are less than 100. N/A is shown where the base number of responses is less than 10 during the period. % is calculated as Quantity/Base number*100

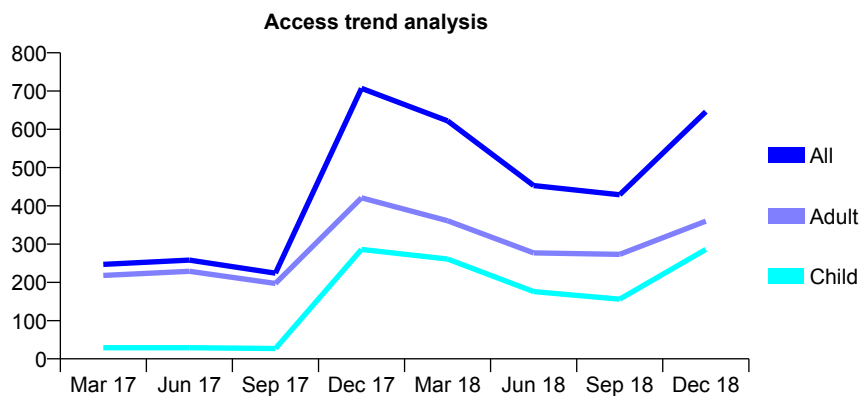
Q54 - Vital Signs At a Glance Contract Report for 688347/0002 - December 2018

Name or company name	MR K HANJI
Contract type name	PDS Contract
Purpose of contract	General
Contract start date	08/03/2012
Contract end date	07/03/2022

18/19 Contracted general activity (UDA)	1,440
Carry forward general activity (UDA)	-28
18/19 Contracted orthodontic activity (UOA)	0
Carry forward orthodontic activity (UOA)	0
Baseline contract value	£72,936.60

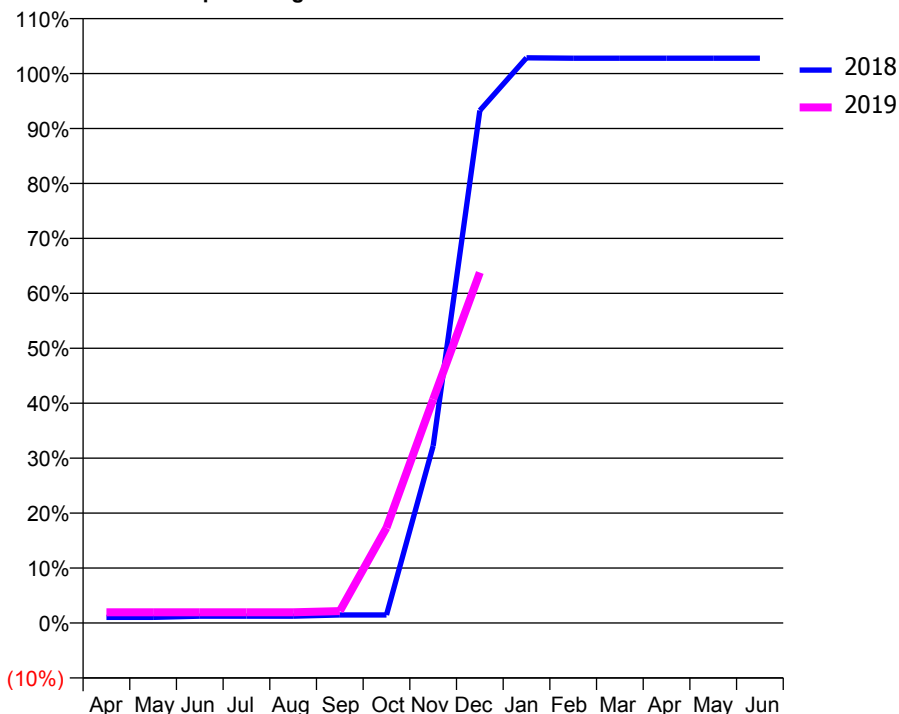
ACCESS*

Patients seen in 24 months	Total	Change since previous quarter
Quarter ending December 2017	707	
Quarter ending March 2018	622	↓
Quarter ending June 2018	453	↓
Quarter ending September 2018	429	↓
Quarter ending December 2018	646	↑
Variance since December 2017	(8.6%)	↓



ACTIVITY

Cumulative percentage of contracted UDA delivered 2018 & 2019



Month	Adjusted Scheduled Activity (UDA)	
	2018	2019
April	15	28
May	15	28
June	18	28
July	18	28
August	18	28
September	21	31
October	21	250
November	464	586
December	1,343	919
January	1,481	
February	1,480	
March	1,480	
April	1,480	
May	1,480	
June	1,480	

QUALITY

	Quantity	Base Number	Contract	AT	Region	England
% of FP17s for the same patient ID Re-attending within 3 months - Children	7	173	4.0%	9.9%	11.6%	11.8%
% of FP17s for the same patient ID Re-attending within 3 months - Adults	9	213	4.2%	14.7%	15.1%	15.6%
% of FP17s for the same patient ID Re-attending between 3 & 9 months - Children	3	173	1.7%	53.0%	59.9%	58.8%
% of FP17s for the same patient ID Re-attending between 3 & 9 months - Adults	4	213	1.9%	47.8%	52.0%	51.0%
% of FP17s for Band 1 Urgent Courses	33	386	8.5%	7.9%	8.0%	9.0%
% of FP17s Relating to Free Repair or Replacements	0	386	0.0%	0.7%	0.8%	0.8%
% of FP17s Relating to Continuations	0	386	0.0%	0.8%	0.9%	0.9%
% of Patients satisfied with the dentistry they have received	0	0	N/A	93.3%	93.6%	93.2%
% of Patients satisfied with the time they had to wait for an appointment	0	0	N/A	90.1%	88.6%	88.3%

* This is based on patients treated on this contract for their most recent course of treatment. Figures in italics indicate the base number of FP17s or Patient Questionnaire responses are less than 100. N/A is shown where the base number of responses is less than 10 during the period. % is calculated as Quantity/Base number*100

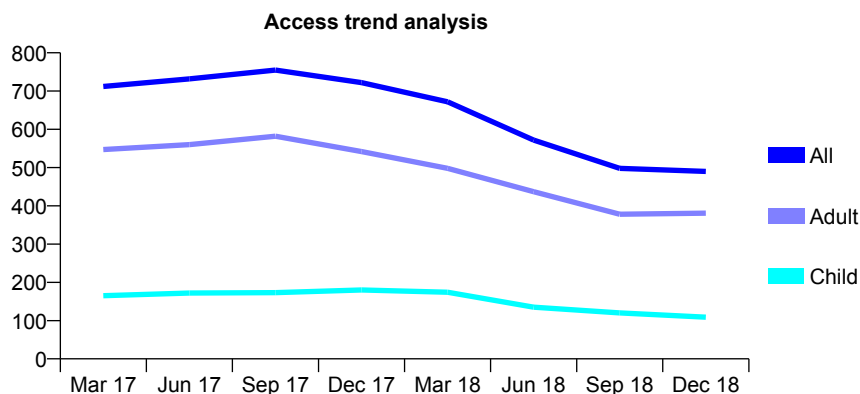
Q54 - Vital Signs At a Glance Contract Report for 688347/0003 - December 2018

Name or company name	MR K HANJI
Contract type name	GDS Contract
Purpose of contract	General
Contract start date	08/03/2012
Contract end date	

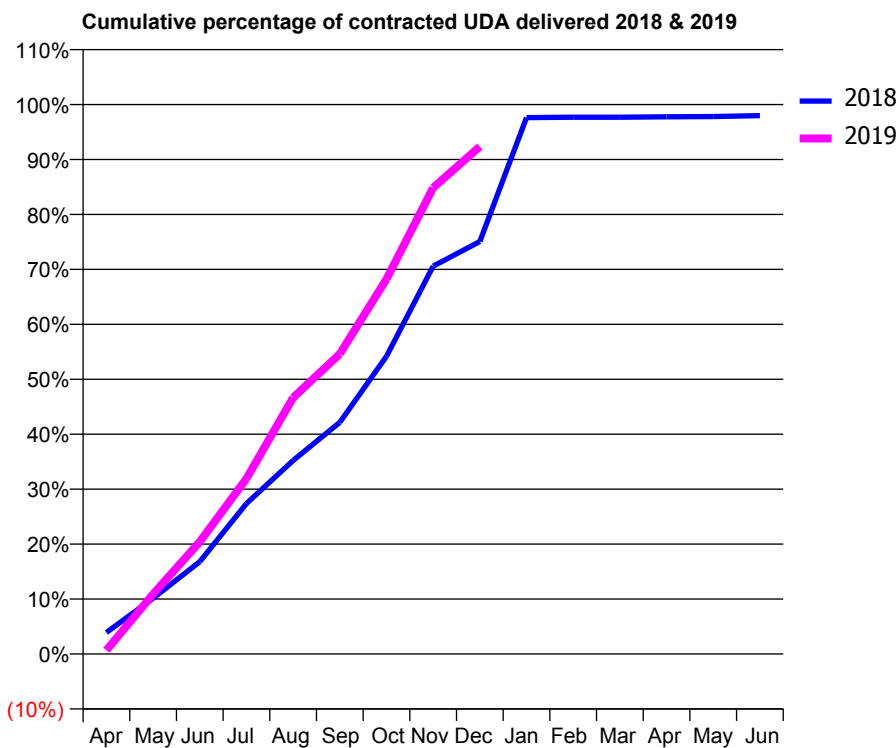
18/19 Contracted general activity (UDA)	1,758
Carry forward general activity (UDA)	35
18/19 Contracted orthodontic activity (UOA)	0
Carry forward orthodontic activity (UOA)	0
Baseline contract value	£46,794.01

ACCESS*

Patients seen in 24 months	Total	Change since previous quarter
Quarter ending December 2017	722	
Quarter ending March 2018	672	↓
Quarter ending June 2018	572	↓
Quarter ending September 2018	498	↓
Quarter ending December 2018	490	↓
Variance since December 2017	(32.1%)	↓



ACTIVITY



Month	Adjusted Scheduled Activity (UDA)	
	2018	2019
April	69	12
May	178	192
June	295	359
July	482	561
August	619	820
September	741	960
October	952	1,199
November	1,241	1,492
December	1,320	1,624
January	1,716	
February	1,717	
March	1,717	
April	1,718	
May	1,719	
June	1,722	

QUALITY

	Quantity	Base Number	Contract	AT	Region	England
% of FP17s for the same patient ID Re-attending within 3 months - Children	20	99	20.2%	9.9%	11.6%	11.8%
% of FP17s for the same patient ID Re-attending within 3 months - Adults	40	336	11.9%	14.7%	15.1%	15.6%
% of FP17s for the same patient ID Re-attending between 3 & 9 months - Children	2	99	2.0%	53.0%	59.9%	58.8%
% of FP17s for the same patient ID Re-attending between 3 & 9 months - Adults	8	336	2.4%	47.8%	52.0%	51.0%
% of FP17s for Band 1 Urgent Courses	8	427	1.9%	7.9%	8.0%	9.0%
% of FP17s Relating to Free Repair or Replacements	0	427	0.0%	0.7%	0.8%	0.8%
% of FP17s Relating to Continuations	1	427	0.2%	0.8%	0.9%	0.9%
% of Patients satisfied with the dentistry they have received	0	0	N/A	93.3%	93.6%	93.2%
% of Patients satisfied with the time they had to wait for an appointment	0	0	N/A	90.1%	88.6%	88.3%

* This is based on patients treated on this contract for their most recent course of treatment. Figures in italics indicate the base number of FP17s or Patient Questionnaire responses are less than 100. N/A is shown where the base number of responses is less than 10 during the period. % is calculated as Quantity/Base number*100

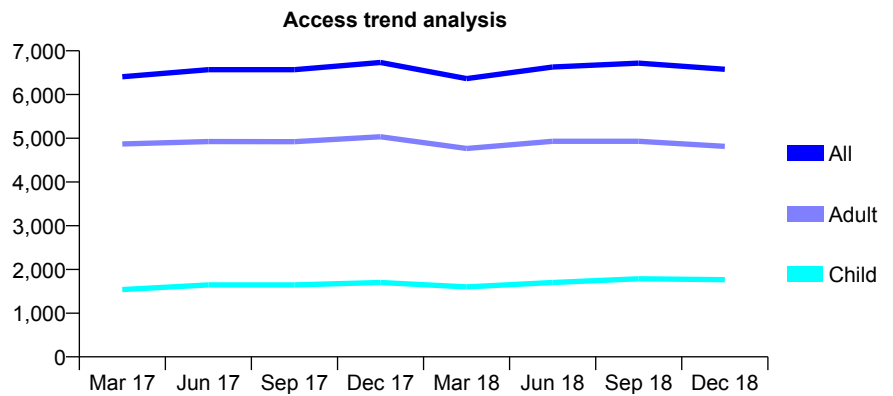
Q54 - Vital Signs At a Glance Contract Report for 688347/0004 - December 2018

Name or company name	MR K HANJI
Contract type name	GDS Contract
Purpose of contract	General
Contract start date	01/05/2012
Contract end date	

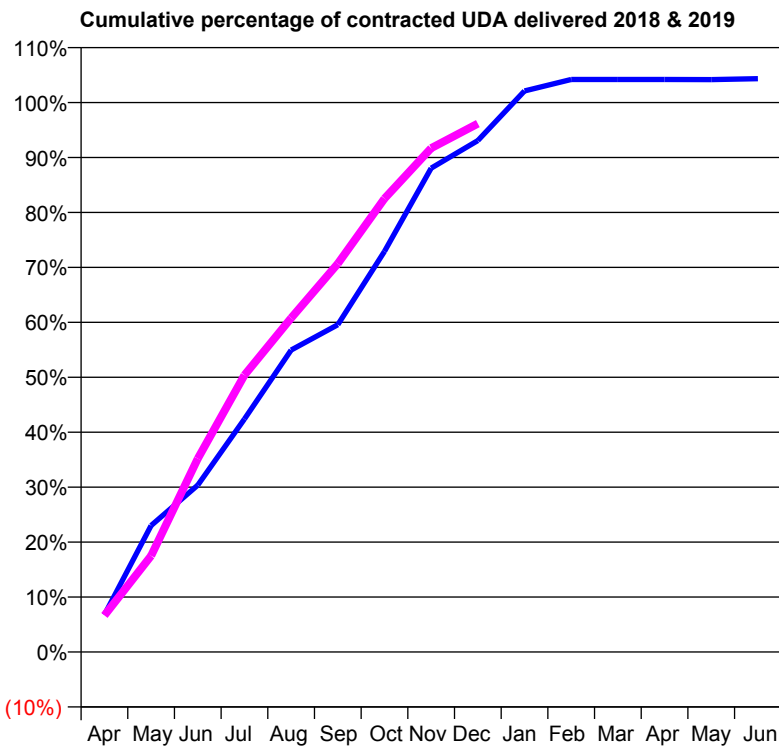
18/19 Contracted general activity (UDA)	20,608
Carry forward general activity (UDA)	-412
18/19 Contracted orthodontic activity (UOA)	0
Carry forward orthodontic activity (UOA)	0
Baseline contract value	£553,549.23

ACCESS*

Patients seen in 24 months	Total	Change since previous quarter
Quarter ending December 2017	6,732	
Quarter ending March 2018	6,365	↓
Quarter ending June 2018	6,629	↑
Quarter ending September 2018	6,718	→
Quarter ending December 2018	6,579	↓
Variance since December 2017	(2.3%)	↓



ACTIVITY



Month	Adjusted Scheduled Activity (UDA)	
	2018	2019
April	1,397	1,373
May	4,746	3,608
June	6,258	7,254
July	8,737	10,383
August	11,323	12,526
September	12,276	14,564
October	15,025	17,006
November	18,143	18,897
December	19,182	19,817
January	21,039	
February	21,469	
March	21,469	
April	21,469	
May	21,466	
June	21,499	

QUALITY

	Quantity	Base Number	Contract	AT	Region	England
% of FP17s for the same patient ID Re-attending within 3 months - Children	78	1,398	5.6%	9.9%	11.6%	11.8%
% of FP17s for the same patient ID Re-attending within 3 months - Adults	290	3,290	8.8%	14.7%	15.1%	15.6%
% of FP17s for the same patient ID Re-attending between 3 & 9 months - Children	240	1,398	17.2%	53.0%	59.9%	58.8%
% of FP17s for the same patient ID Re-attending between 3 & 9 months - Adults	686	3,290	20.9%	47.8%	52.0%	51.0%
% of FP17s for Band 1 Urgent Courses	212	4,684	4.5%	7.9%	8.0%	9.0%
% of FP17s Relating to Free Repair or Replacements	13	4,684	0.3%	0.7%	0.8%	0.8%
% of FP17s Relating to Continuations	20	4,684	0.4%	0.8%	0.9%	0.9%
% of Patients satisfied with the dentistry they have received	1	2	N/A	93.3%	93.6%	93.2%
% of Patients satisfied with the time they had to wait for an appointment	1	2	N/A	90.1%	88.6%	88.3%

* This is based on patients treated on this contract for their most recent course of treatment. Figures in italics indicate the base number of FP17s or Patient Questionnaire responses are less than 100. N/A is shown where the base number of responses is less than 10 during the period. % is calculated as Quantity/Base number*100

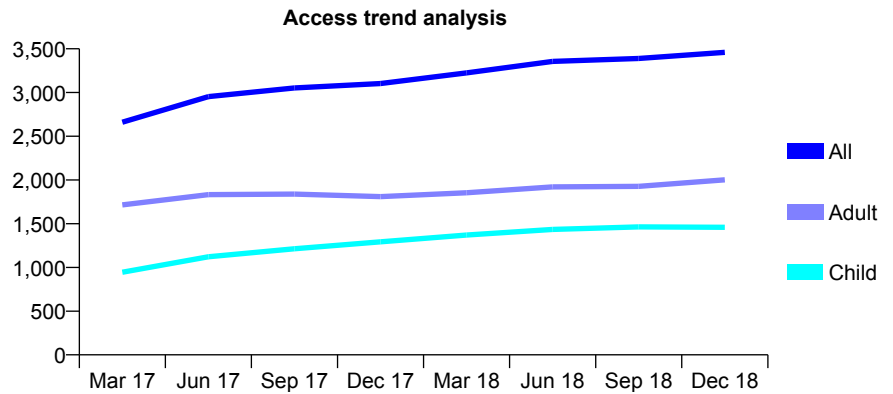
Q54 - Vital Signs At a Glance Contract Report for 688347/0006 - December 2018

Name or company name	MR K HANJI
Contract type name	GDS Contract
Purpose of contract	General
Contract start date	01/09/2014
Contract end date	

18/19 Contracted general activity (UDA)	8,562
Carry forward general activity (UDA)	-171
18/19 Contracted orthodontic activity (UOA)	0
Carry forward orthodontic activity (UOA)	0
Baseline contract value	£228,253.58

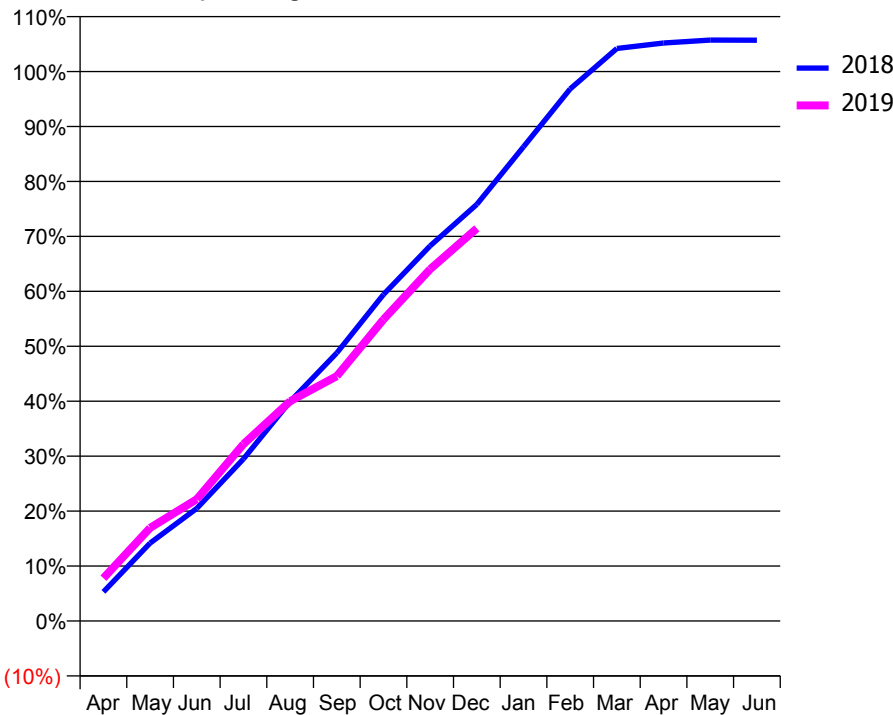
ACCESS*

Patients seen in 24 months	Total	Change since previous quarter
Quarter ending December 2017	3,102	
Quarter ending March 2018	3,225	↑
Quarter ending June 2018	3,356	↑
Quarter ending September 2018	3,390	→
Quarter ending December 2018	3,460	↑
Variance since December 2017	11.5%	↑



ACTIVITY

Cumulative percentage of contracted UDA delivered 2018 & 2019



Adjusted Scheduled Activity (UDA)		
Month	2018	2019
April	453	669
May	1,215	1,451
June	1,754	1,897
July	2,526	2,756
August	3,422	3,425
September	4,176	3,816
October	5,088	4,698
November	5,845	5,483
December	6,492	6,117
January	7,390	
February	8,291	
March	8,922	
April	9,006	
May	9,052	
June	9,049	

QUALITY

	Quantity	Base Number	Contract	AT	Region	England
% of FP17s for the same patient ID Re-attending within 3 months - Children	44	1,204	3.7%	9.9%	11.6%	11.8%
% of FP17s for the same patient ID Re-attending within 3 months - Adults	71	1,400	5.1%	14.7%	15.1%	15.6%
% of FP17s for the same patient ID Re-attending between 3 & 9 months - Children	463	1,204	38.5%	53.0%	59.9%	58.8%
% of FP17s for the same patient ID Re-attending between 3 & 9 months - Adults	360	1,400	25.7%	47.8%	52.0%	51.0%
% of FP17s for Band 1 Urgent Courses	179	2,531	7.1%	7.9%	8.0%	9.0%
% of FP17s Relating to Free Repair or Replacements	0	2,531	0.0%	0.7%	0.8%	0.8%
% of FP17s Relating to Continuations	0	2,531	0.0%	0.8%	0.9%	0.9%
% of Patients satisfied with the dentistry they have received	1	1	N/A	93.3%	93.6%	93.2%
% of Patients satisfied with the time they had to wait for an appointment	1	1	N/A	90.1%	88.6%	88.3%

* This is based on patients treated on this contract for their most recent course of treatment. Figures in italics indicate the base number of FP17s or Patient Questionnaire responses are less than 100. N/A is shown where the base number of responses is less than 10 during the period. % is calculated as Quantity/Base number*100

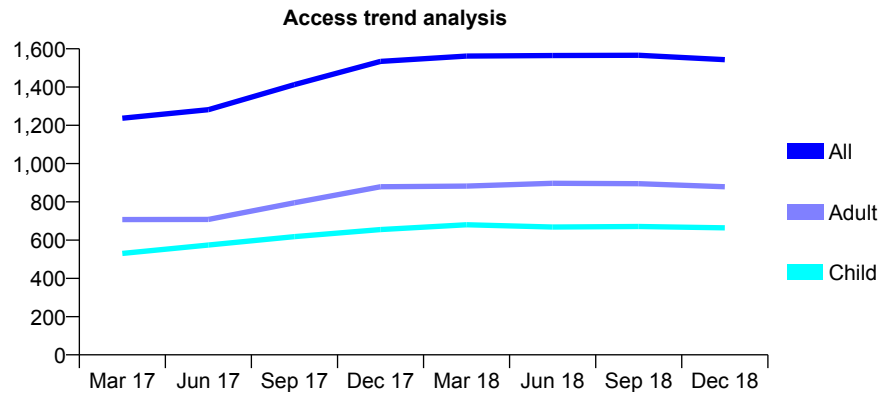
Q54 - Vital Signs At a Glance Contract Report for 689068/0001 - December 2018

Name or company name	MRS S VORA
Contract type name	GDS Contract
Purpose of contract	General
Contract start date	01/04/2006
Contract end date	

18/19 Contracted general activity (UDA)	4,767
Carry forward general activity (UDA)	-95
18/19 Contracted orthodontic activity (UOA)	0
Carry forward orthodontic activity (UOA)	0
Baseline contract value	£58,374.73

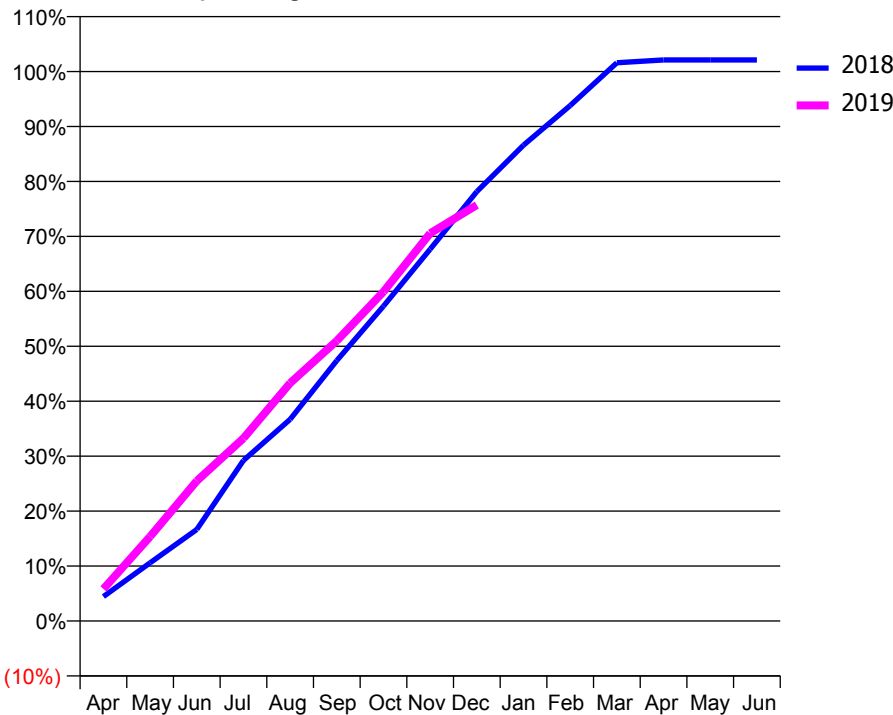
ACCESS*

Patients seen in 24 months	Total	Change since previous quarter
Quarter ending December 2017	1,534	
Quarter ending March 2018	1,562	→
Quarter ending June 2018	1,565	→
Quarter ending September 2018	1,566	→
Quarter ending December 2018	1,543	↓
Variance since December 2017	0.6%	→



ACTIVITY

Cumulative percentage of contracted UDA delivered 2018 & 2019



Month	Adjusted Scheduled Activity (UDA)	
	2018	2019
April	212	278
May	505	733
June	794	1,215
July	1,393	1,585
August	1,750	2,065
September	2,260	2,431
October	2,732	2,857
November	3,225	3,363
December	3,725	3,608
January	4,128	
February	4,471	
March	4,843	
April	4,868	
May	4,868	
June	4,868	

QUALITY

	Quantity	Base Number	Contract	AT	Region	England
% of FP17s for the same patient ID Re-attending within 3 months - Children	62	670	9.3%	9.9%	11.6%	11.8%
% of FP17s for the same patient ID Re-attending within 3 months - Adults	133	819	16.2%	14.7%	15.1%	15.6%
% of FP17s for the same patient ID Re-attending between 3 & 9 months - Children	330	670	49.3%	53.0%	59.9%	58.8%
% of FP17s for the same patient ID Re-attending between 3 & 9 months - Adults	335	819	40.9%	47.8%	52.0%	51.0%
% of FP17s for Band 1 Urgent Courses	77	1,471	5.2%	7.9%	8.0%	9.0%
% of FP17s Relating to Free Repair or Replacements	17	1,471	1.2%	0.7%	0.8%	0.8%
% of FP17s Relating to Continuations	29	1,471	2.0%	0.8%	0.9%	0.9%
% of Patients satisfied with the dentistry they have received	0	0	N/A	93.3%	93.6%	93.2%
% of Patients satisfied with the time they had to wait for an appointment	0	0	N/A	90.1%	88.6%	88.3%

* This is based on patients treated on this contract for their most recent course of treatment. Figures in italics indicate the base number of FP17s or Patient Questionnaire responses are less than 100. N/A is shown where the base number of responses is less than 10 during the period. % is calculated as Quantity/Base number*100

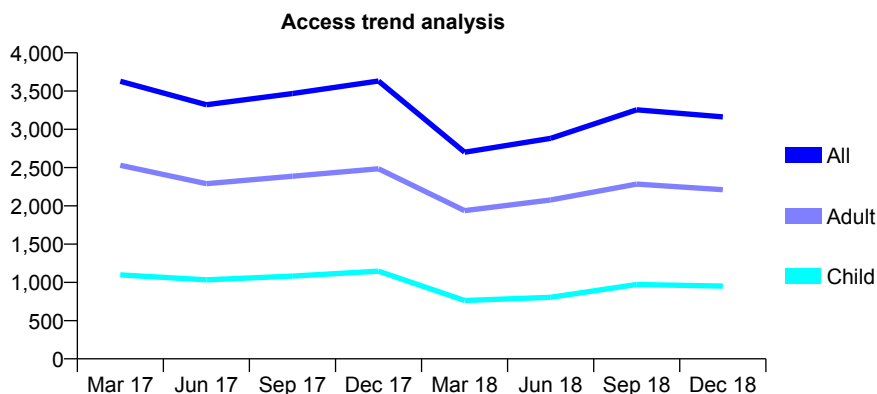
Q54 - Vital Signs At a Glance Contract Report for 732052/0002 - December 2018

Name or company name	Balbir S Bhandal, Amrik S Bhandal & Baljit
Contract type name	GDS Contract
Purpose of contract	General
Contract start date	01/04/2006
Contract end date	

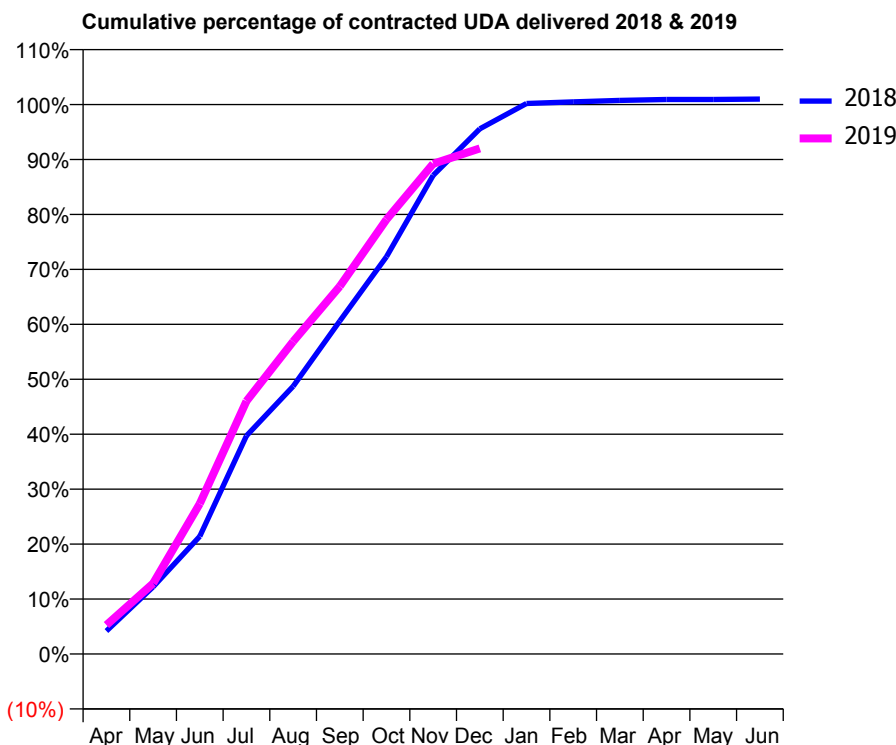
18/19 Contracted general activity (UDA)	10,031
Carry forward general activity (UDA)	-99
18/19 Contracted orthodontic activity (UOA)	0
Carry forward orthodontic activity (UOA)	0
Baseline contract value	£252,525.28

ACCESS*

Patients seen in 24 months	Total	Change since previous quarter
Quarter ending December 2017	3,631	
Quarter ending March 2018	2,700	↓
Quarter ending June 2018	2,882	↑
Quarter ending September 2018	3,255	↑
Quarter ending December 2018	3,162	↓
Variance since December 2017	(12.9%)	↓



ACTIVITY



Month	Adjusted Scheduled Activity (UDA)	
	2018	2019
April	419	531
May	1,226	1,288
June	2,149	2,743
July	3,983	4,616
August	4,887	5,705
September	6,080	6,712
October	7,252	7,931
November	8,737	8,951
December	9,586	9,229
January	10,050	
February	10,080	
March	10,106	
April	10,123	
May	10,123	
June	10,131	

QUALITY

	Quantity	Base Number	Contract	AT	Region	England
% of FP17s for the same patient ID Re-attending within 3 months - Children	54	1,068	5.1%	9.9%	11.6%	11.8%
% of FP17s for the same patient ID Re-attending within 3 months - Adults	158	2,076	7.6%	14.7%	15.1%	15.6%
% of FP17s for the same patient ID Re-attending between 3 & 9 months - Children	322	1,068	30.1%	53.0%	59.9%	58.8%
% of FP17s for the same patient ID Re-attending between 3 & 9 months - Adults	570	2,076	27.5%	47.8%	52.0%	51.0%
% of FP17s for Band 1 Urgent Courses	250	3,124	8.0%	7.9%	8.0%	9.0%
% of FP17s Relating to Free Repair or Replacements	18	3,124	0.6%	0.7%	0.8%	0.8%
% of FP17s Relating to Continuations	9	3,124	0.3%	0.8%	0.9%	0.9%
% of Patients satisfied with the dentistry they have received	0	0	N/A	93.3%	93.6%	93.2%
% of Patients satisfied with the time they had to wait for an appointment	0	0	N/A	90.1%	88.6%	88.3%

* This is based on patients treated on this contract for their most recent course of treatment. Figures in italics indicate the base number of FP17s or Patient Questionnaire responses are less than 100. N/A is shown where the base number of responses is less than 10 during the period. % is calculated as Quantity/Base number*100

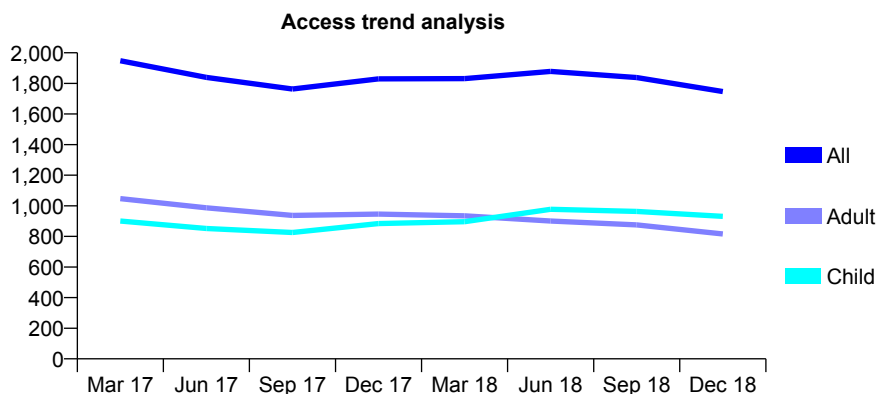
Q54 - Vital Signs At a Glance Contract Report for 735884/0001 - December 2018

Name or company name	MR VJ PATTNI
Contract type name	GDS Contract
Purpose of contract	General
Contract start date	01/04/2006
Contract end date	

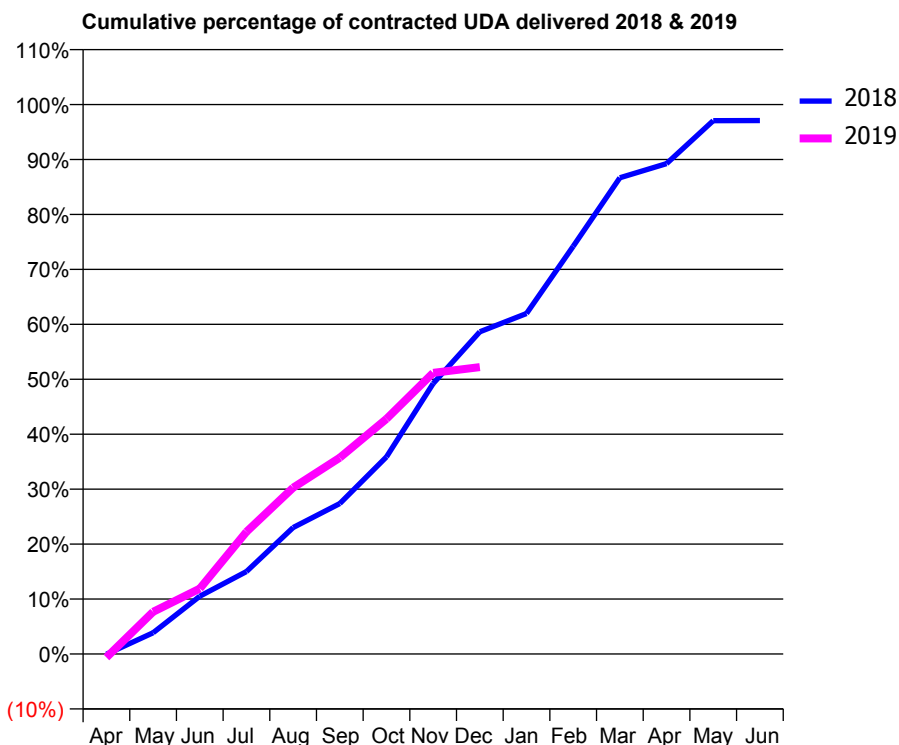
18/19 Contracted general activity (UDA)	7,426
Carry forward general activity (UDA)	216
18/19 Contracted orthodontic activity (UOA)	0
Carry forward orthodontic activity (UOA)	0
Baseline contract value	£206,275.20

ACCESS*

Patients seen in 24 months	Total	Change since previous quarter
Quarter ending December 2017	1,830	
Quarter ending March 2018	1,831	→
Quarter ending June 2018	1,878	↑
Quarter ending September 2018	1,838	↓
Quarter ending December 2018	1,747	↓
Variance since December 2017	(4.5%)	↓



ACTIVITY



Adjusted Scheduled Activity (UDA)		
Month	2018	2019
April	-4	-47
May	287	570
June	781	883
July	1,115	1,651
August	1,709	2,249
September	2,033	2,653
October	2,665	3,178
November	3,655	3,799
December	4,355	3,877
January	4,601	
February	5,509	
March	6,436	
April	6,627	
May	7,207	
June	7,210	

QUALITY

	Quantity	Base Number	Contract	AT	Region	England
% of FP17s for the same patient ID Re-attending within 3 months - Children	40	761	5.3%	9.9%	11.6%	11.8%
% of FP17s for the same patient ID Re-attending within 3 months - Adults	46	544	8.5%	14.7%	15.1%	15.6%
% of FP17s for the same patient ID Re-attending between 3 & 9 months - Children	292	761	38.4%	53.0%	59.9%	58.8%
% of FP17s for the same patient ID Re-attending between 3 & 9 months - Adults	158	544	29.0%	47.8%	52.0%	51.0%
% of FP17s for Band 1 Urgent Courses	120	1,094	11.0%	7.9%	8.0%	9.0%
% of FP17s Relating to Free Repair or Replacements	0	1,094	0.0%	0.7%	0.8%	0.8%
% of FP17s Relating to Continuations	0	1,094	0.0%	0.8%	0.9%	0.9%
% of Patients satisfied with the dentistry they have received	0	0	N/A	93.3%	93.6%	93.2%
% of Patients satisfied with the time they had to wait for an appointment	0	0	N/A	90.1%	88.6%	88.3%

* This is based on patients treated on this contract for their most recent course of treatment. Figures in italics indicate the base number of FP17s or Patient Questionnaire responses are less than 100. N/A is shown where the base number of responses is less than 10 during the period. % is calculated as Quantity/Base number*100

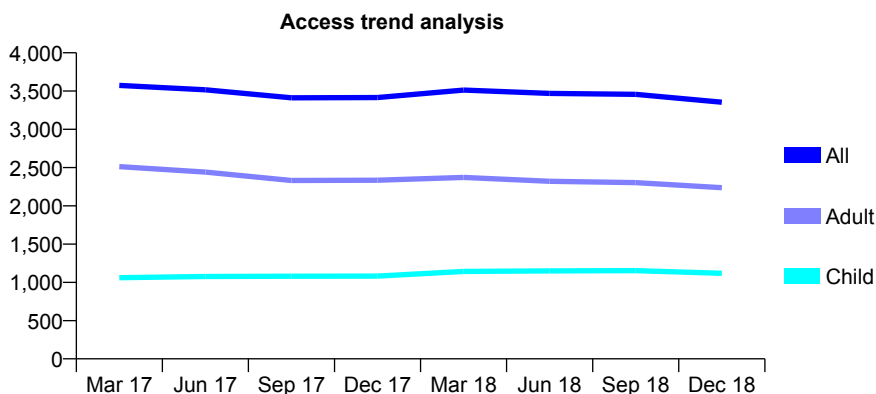
Q54 - Vital Signs At a Glance Contract Report for 735884/0002 - December 2018

Name or company name	MR VJ PATTNI
Contract type name	GDS Contract
Purpose of contract	General
Contract start date	01/04/2011
Contract end date	

18/19 Contracted general activity (UDA)	16,000
Carry forward general activity (UDA)	175
18/19 Contracted orthodontic activity (UOA)	0
Carry forward orthodontic activity (UOA)	0
Baseline contract value	£354,600.74

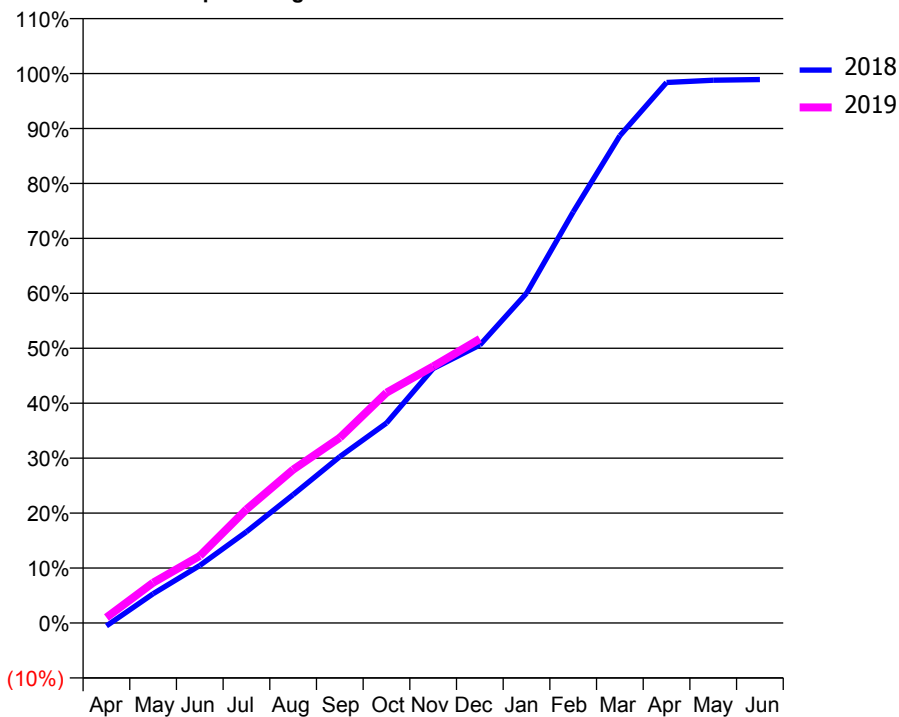
ACCESS*

Patients seen in 24 months	Total	Change since previous quarter
Quarter ending December 2017	3,416	
Quarter ending March 2018	3,513	↑
Quarter ending June 2018	3,470	↓
Quarter ending September 2018	3,457	→
Quarter ending December 2018	3,355	↓
Variance since December 2017	(1.8%)	↓



ACTIVITY

Cumulative percentage of contracted UDA delivered 2018 & 2019



Month	Adjusted Scheduled Activity (UDA)	
	2018	2019
April	-87	161
May	852	1,173
June	1,677	1,953
July	2,656	3,311
August	3,738	4,467
September	4,845	5,395
October	5,822	6,708
November	7,410	7,472
December	8,094	8,272
January	9,602	
February	11,968	
March	14,189	
April	15,738	
May	15,803	
June	15,824	

QUALITY

	Quantity	Base Number	Contract	AT	Region	England
% of FP17s for the same patient ID Re-attending within 3 months - Children	99	987	10.0%	9.9%	11.6%	11.8%
% of FP17s for the same patient ID Re-attending within 3 months - Adults	220	1,730	12.7%	14.7%	15.1%	15.6%
% of FP17s for the same patient ID Re-attending between 3 & 9 months - Children	503	987	51.0%	53.0%	59.9%	58.8%
% of FP17s for the same patient ID Re-attending between 3 & 9 months - Adults	782	1,730	45.2%	47.8%	52.0%	51.0%
% of FP17s for Band 1 Urgent Courses	211	2,430	8.7%	7.9%	8.0%	9.0%
% of FP17s Relating to Free Repair or Replacements	10	2,430	0.4%	0.7%	0.8%	0.8%
% of FP17s Relating to Continuations	24	2,430	1.0%	0.8%	0.9%	0.9%
% of Patients satisfied with the dentistry they have received	1	1	N/A	93.3%	93.6%	93.2%
% of Patients satisfied with the time they had to wait for an appointment	1	1	N/A	90.1%	88.6%	88.3%

* This is based on patients treated on this contract for their most recent course of treatment. Figures in italics indicate the base number of FP17s or Patient Questionnaire responses are less than 100. N/A is shown where the base number of responses is less than 10 during the period. % is calculated as Quantity/Base number*100

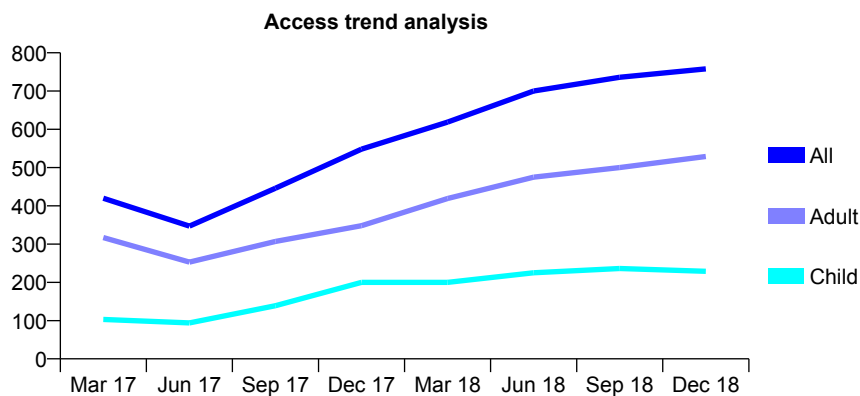
Q54 - Vital Signs At a Glance Contract Report for 740403/0002 - December 2018

Name or company name	MISS JV PATEL
Contract type name	GDS Contract
Purpose of contract	General
Contract start date	01/04/2006
Contract end date	

18/19 Contracted general activity (UDA)	2,997
Carry forward general activity (UDA)	-51
18/19 Contracted orthodontic activity (UOA)	0
Carry forward orthodontic activity (UOA)	0
Baseline contract value	£75,935.34

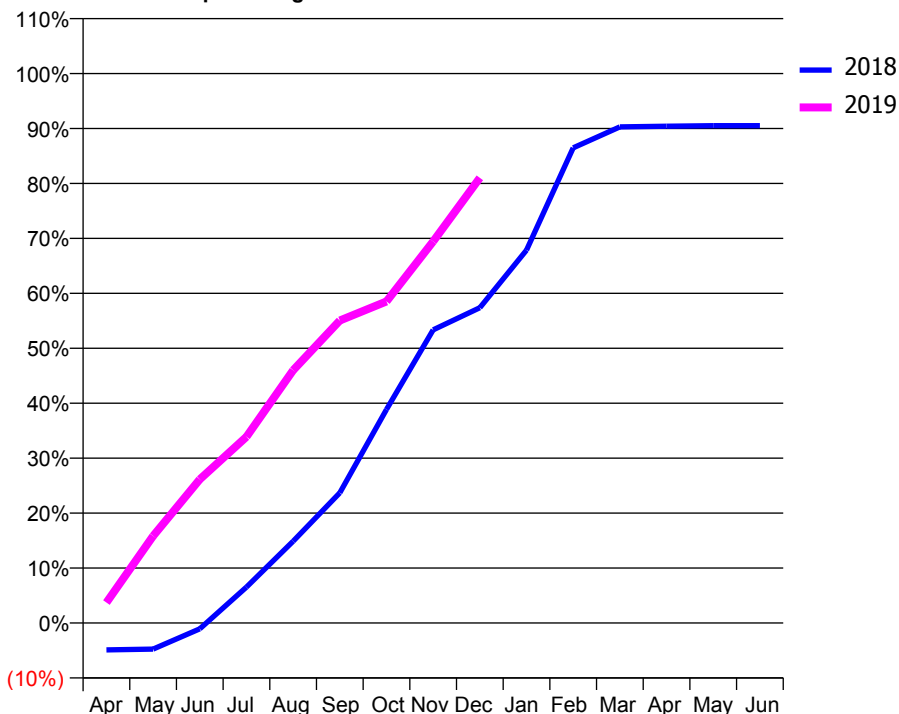
ACCESS*

Patients seen in 24 months	Total	Change since previous quarter
Quarter ending December 2017	548	
Quarter ending March 2018	619	↑
Quarter ending June 2018	700	↑
Quarter ending September 2018	736	↑
Quarter ending December 2018	758	↑
Variance since December 2017	38.3%	↑



ACTIVITY

Cumulative percentage of contracted UDA delivered 2018 & 2019



Month	Adjusted Scheduled Activity (UDA)	
	2018	2019
April	-113	111
May	-110	474
June	-25	784
July	151	1,016
August	343	1,378
September	546	1,650
October	895	1,754
November	1,229	2,081
December	1,322	2,428
January	1,564	
February	1,993	
March	2,080	
April	2,083	
May	2,085	
June	2,085	

QUALITY

	Quantity	Base Number	Contract	AT	Region	England
% of FP17s for the same patient ID Re-attending within 3 months - Children	6	213	2.8%	9.9%	11.6%	11.8%
% of FP17s for the same patient ID Re-attending within 3 months - Adults	20	424	4.7%	14.7%	15.1%	15.6%
% of FP17s for the same patient ID Re-attending between 3 & 9 months - Children	63	213	29.6%	53.0%	59.9%	58.8%
% of FP17s for the same patient ID Re-attending between 3 & 9 months - Adults	115	424	27.1%	47.8%	52.0%	51.0%
% of FP17s for Band 1 Urgent Courses	46	631	7.3%	7.9%	8.0%	9.0%
% of FP17s Relating to Free Repair or Replacements	0	631	0.0%	0.7%	0.8%	0.8%
% of FP17s Relating to Continuations	0	631	0.0%	0.8%	0.9%	0.9%
% of Patients satisfied with the dentistry they have received	1	1	N/A	93.3%	93.6%	93.2%
% of Patients satisfied with the time they had to wait for an appointment	1	1	N/A	90.1%	88.6%	88.3%

* This is based on patients treated on this contract for their most recent course of treatment. Figures in italics indicate the base number of FP17s or Patient Questionnaire responses are less than 100. N/A is shown where the base number of responses is less than 10 during the period. % is calculated as Quantity/Base number*100

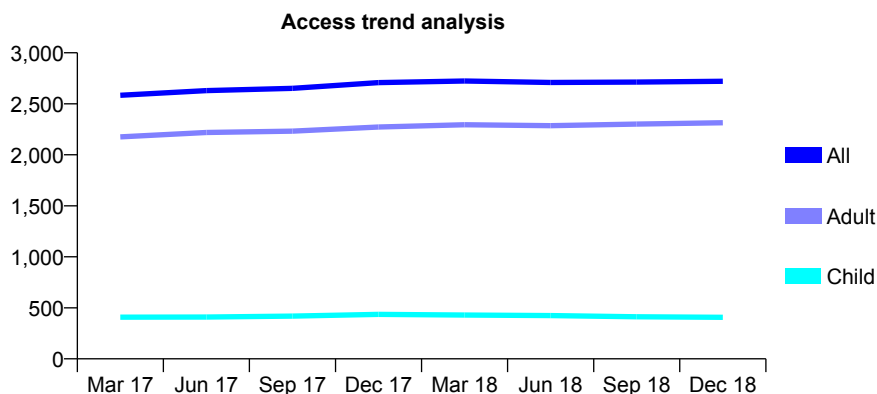
Q54 - Vital Signs At a Glance Contract Report for 745138/0001 - December 2018

Name or company name	MR JM ROBINSON
Contract type name	GDS Contract
Purpose of contract	General
Contract start date	01/04/2006
Contract end date	

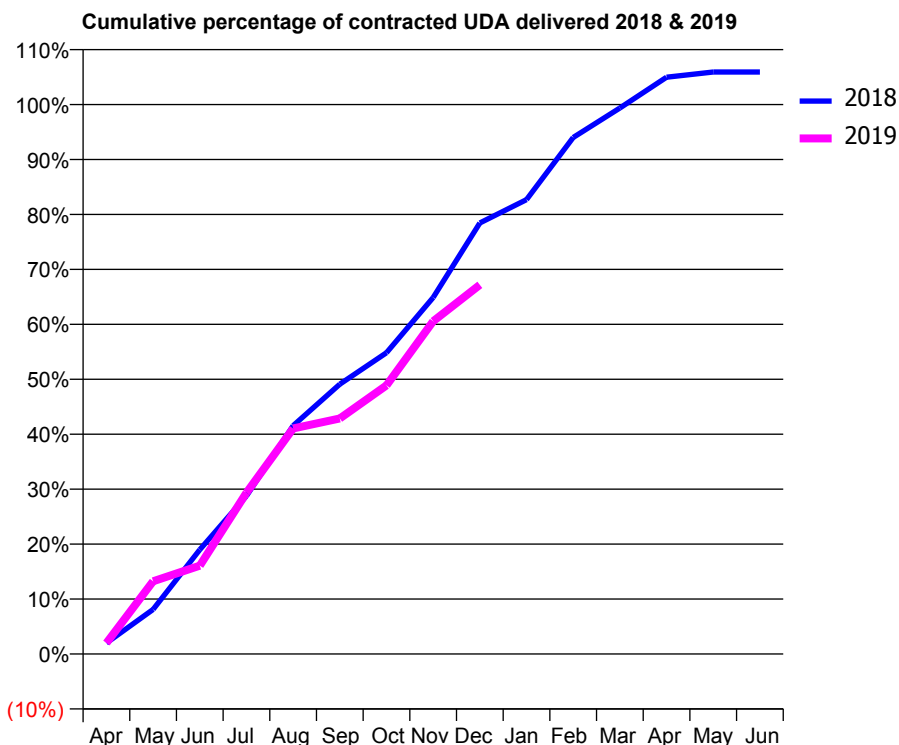
18/19 Contracted general activity (UDA)	7,227
Carry forward general activity (UDA)	-144
18/19 Contracted orthodontic activity (UOA)	0
Carry forward orthodontic activity (UOA)	0
Baseline contract value	£180,025.56

ACCESS*

Patients seen in 24 months	Total	Change since previous quarter
Quarter ending December 2017	2,708	
Quarter ending March 2018	2,724	→
Quarter ending June 2018	2,709	→
Quarter ending September 2018	2,713	→
Quarter ending December 2018	2,721	→
Variance since December 2017	0.5%	→



ACTIVITY



Month	Adjusted Scheduled Activity (UDA)	
	2018	2019
April	145	144
May	586	957
June	1,372	1,163
July	2,079	2,121
August	3,003	2,967
September	3,549	3,098
October	3,962	3,533
November	4,688	4,376
December	5,670	4,855
January	5,976	
February	6,793	
March	7,181	
April	7,587	
May	7,654	
June	7,654	

QUALITY

	Quantity	Base Number	Contract	AT	Region	England
% of FP17s for the same patient ID Re-attending within 3 months - Children	7	453	1.5%	9.9%	11.6%	11.8%
% of FP17s for the same patient ID Re-attending within 3 months - Adults	163	2,305	7.1%	14.7%	15.1%	15.6%
% of FP17s for the same patient ID Re-attending between 3 & 9 months - Children	316	453	69.8%	53.0%	59.9%	58.8%
% of FP17s for the same patient ID Re-attending between 3 & 9 months - Adults	1,304	2,305	56.6%	47.8%	52.0%	51.0%
% of FP17s for Band 1 Urgent Courses	144	2,536	5.7%	7.9%	8.0%	9.0%
% of FP17s Relating to Free Repair or Replacements	25	2,536	1.0%	0.7%	0.8%	0.8%
% of FP17s Relating to Continuations	8	2,536	0.3%	0.8%	0.9%	0.9%
% of Patients satisfied with the dentistry they have received	0	0	N/A	93.3%	93.6%	93.2%
% of Patients satisfied with the time they had to wait for an appointment	0	0	N/A	90.1%	88.6%	88.3%

* This is based on patients treated on this contract for their most recent course of treatment. Figures in italics indicate the base number of FP17s or Patient Questionnaire responses are less than 100. N/A is shown where the base number of responses is less than 10 during the period. % is calculated as Quantity/Base number*100

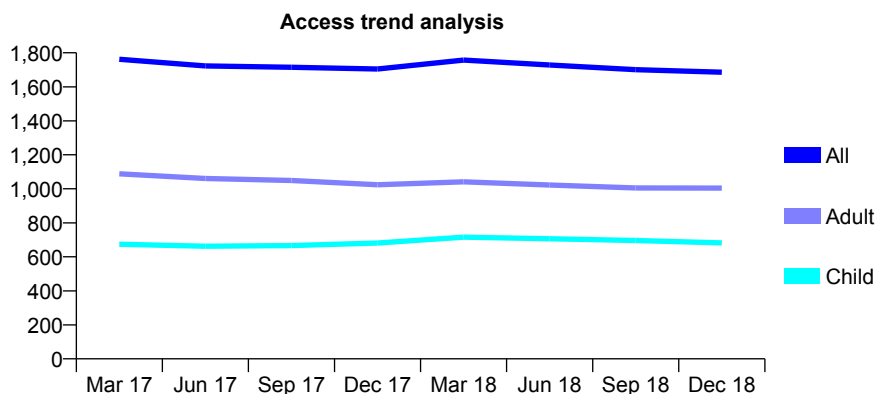
Q54 - Vital Signs At a Glance Contract Report for 748196/0001 - December 2018

Name or company name	MR AM PATTNI
Contract type name	GDS Contract
Purpose of contract	General
Contract start date	01/04/2006
Contract end date	

18/19 Contracted general activity (UDA)	4,099
Carry forward general activity (UDA)	-81
18/19 Contracted orthodontic activity (UOA)	0
Carry forward orthodontic activity (UOA)	0
Baseline contract value	£97,513.93

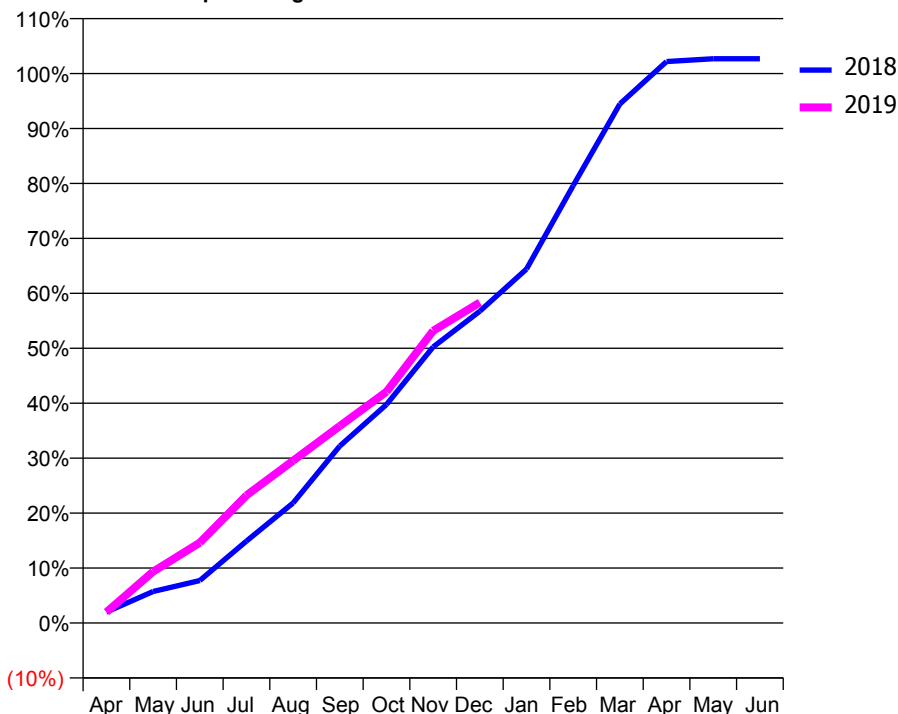
ACCESS*

Patients seen in 24 months	Total	Change since previous quarter
Quarter ending December 2017	1,705	
Quarter ending March 2018	1,757	↑
Quarter ending June 2018	1,728	↓
Quarter ending September 2018	1,701	↓
Quarter ending December 2018	1,686	→
Variance since December 2017	(1.1%)	↓



ACTIVITY

Cumulative percentage of contracted UDA delivered 2018 & 2019



Month	Adjusted Scheduled Activity (UDA)	
	2018	2019
April	82	81
May	235	383
June	317	600
July	611	952
August	896	1,211
September	1,321	1,469
October	1,630	1,725
November	2,059	2,179
December	2,326	2,390
January	2,641	
February	3,264	
March	3,872	
April	4,188	
May	4,209	
June	4,209	

QUALITY

	Quantity	Base Number	Contract	AT	Region	England
% of FP17s for the same patient ID Re-attending within 3 months - Children	52	695	7.5%	9.9%	11.6%	11.8%
% of FP17s for the same patient ID Re-attending within 3 months - Adults	35	584	6.0%	14.7%	15.1%	15.6%
% of FP17s for the same patient ID Re-attending between 3 & 9 months - Children	397	695	57.1%	53.0%	59.9%	58.8%
% of FP17s for the same patient ID Re-attending between 3 & 9 months - Adults	158	584	27.1%	47.8%	52.0%	51.0%
% of FP17s for Band 1 Urgent Courses	101	1,142	8.8%	7.9%	8.0%	9.0%
% of FP17s Relating to Free Repair or Replacements	1	1,142	0.1%	0.7%	0.8%	0.8%
% of FP17s Relating to Continuations	0	1,142	0.0%	0.8%	0.9%	0.9%
% of Patients satisfied with the dentistry they have received	1	1	N/A	93.3%	93.6%	93.2%
% of Patients satisfied with the time they had to wait for an appointment	1	1	N/A	90.1%	88.6%	88.3%

* This is based on patients treated on this contract for their most recent course of treatment. Figures in italics indicate the base number of FP17s or Patient Questionnaire responses are less than 100. N/A is shown where the base number of responses is less than 10 during the period. % is calculated as Quantity/Base number*100

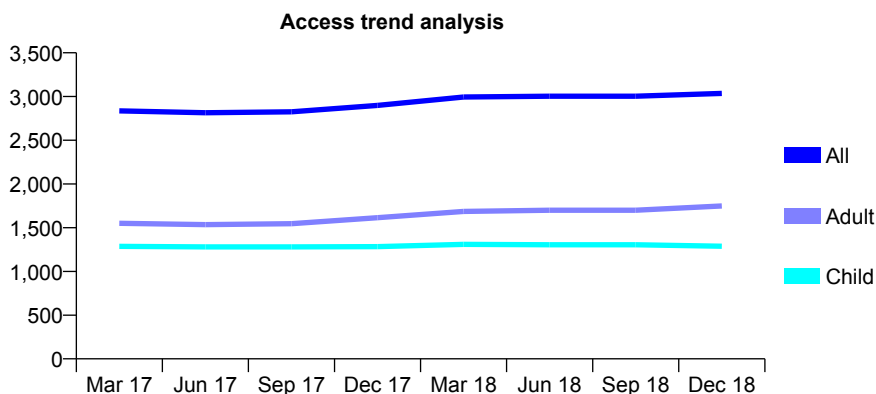
Q54 - Vital Signs At a Glance Contract Report for 749672/0001 - December 2018

Name or company name	MR SS KELLEY
Contract type name	GDS Contract
Purpose of contract	General
Contract start date	01/04/2006
Contract end date	

18/19 Contracted general activity (UDA)	8,700
Carry forward general activity (UDA)	236
18/19 Contracted orthodontic activity (UOA)	0
Carry forward orthodontic activity (UOA)	0
Baseline contract value	£207,071.96

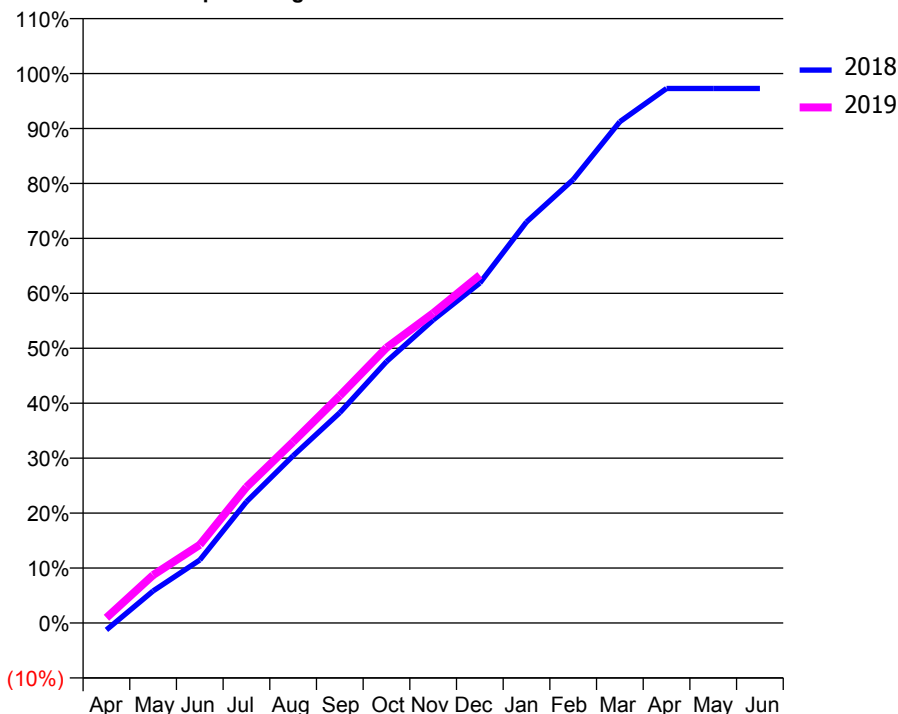
ACCESS*

Patients seen in 24 months	Total	Change since previous quarter
Quarter ending December 2017	2,899	
Quarter ending March 2018	2,995	↑
Quarter ending June 2018	3,003	→
Quarter ending September 2018	3,004	→
Quarter ending December 2018	3,036	→
Variance since December 2017	4.7%	↑



ACTIVITY

Cumulative percentage of contracted UDA delivered 2018 & 2019



Month	Adjusted Scheduled Activity (UDA)	
	2018	2019
April	-112	83
May	508	758
June	998	1,238
July	1,920	2,152
August	2,648	2,867
September	3,330	3,599
October	4,140	4,360
November	4,797	4,906
December	5,382	5,507
January	6,349	
February	7,021	
March	7,938	
April	8,463	
May	8,464	
June	8,464	

QUALITY

	Quantity	Base Number	Contract	AT	Region	England
% of FP17s for the same patient ID Re-attending within 3 months - Children	164	1,800	9.1%	9.9%	11.6%	11.8%
% of FP17s for the same patient ID Re-attending within 3 months - Adults	252	1,872	13.5%	14.7%	15.1%	15.6%
% of FP17s for the same patient ID Re-attending between 3 & 9 months - Children	1,248	1,800	69.3%	53.0%	59.9%	58.8%
% of FP17s for the same patient ID Re-attending between 3 & 9 months - Adults	1,217	1,872	65.0%	47.8%	52.0%	51.0%
% of FP17s for Band 1 Urgent Courses	131	3,488	3.8%	7.9%	8.0%	9.0%
% of FP17s Relating to Free Repair or Replacements	11	3,488	0.3%	0.7%	0.8%	0.8%
% of FP17s Relating to Continuations	43	3,488	1.2%	0.8%	0.9%	0.9%
% of Patients satisfied with the dentistry they have received	2	2	N/A	93.3%	93.6%	93.2%
% of Patients satisfied with the time they had to wait for an appointment	2	2	N/A	90.1%	88.6%	88.3%

* This is based on patients treated on this contract for their most recent course of treatment. Figures in italics indicate the base number of FP17s or Patient Questionnaire responses are less than 100. N/A is shown where the base number of responses is less than 10 during the period. % is calculated as Quantity/Base number*100

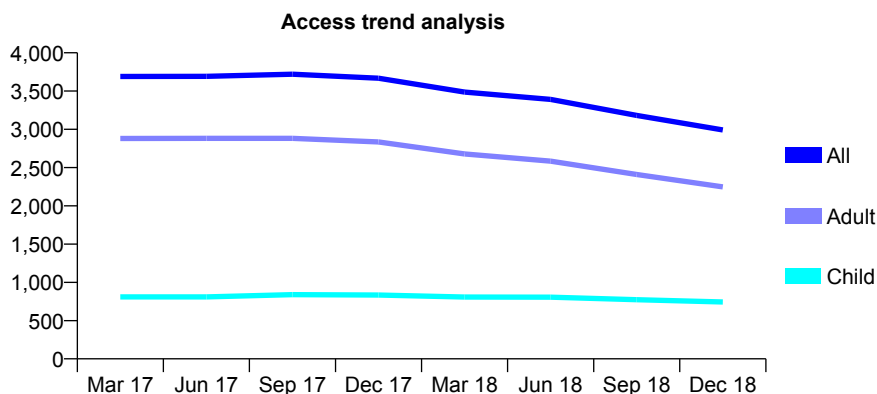
Q54 - Vital Signs At a Glance Contract Report for 754005/0001 - December 2018

Name or company name	MR RN RIDDELL
Contract type name	GDS Contract
Purpose of contract	General
Contract start date	01/04/2006
Contract end date	

18/19 Contracted general activity (UDA)	5,536
Carry forward general activity (UDA)	-94
18/19 Contracted orthodontic activity (UOA)	0
Carry forward orthodontic activity (UOA)	0
Baseline contract value	£118,209.09

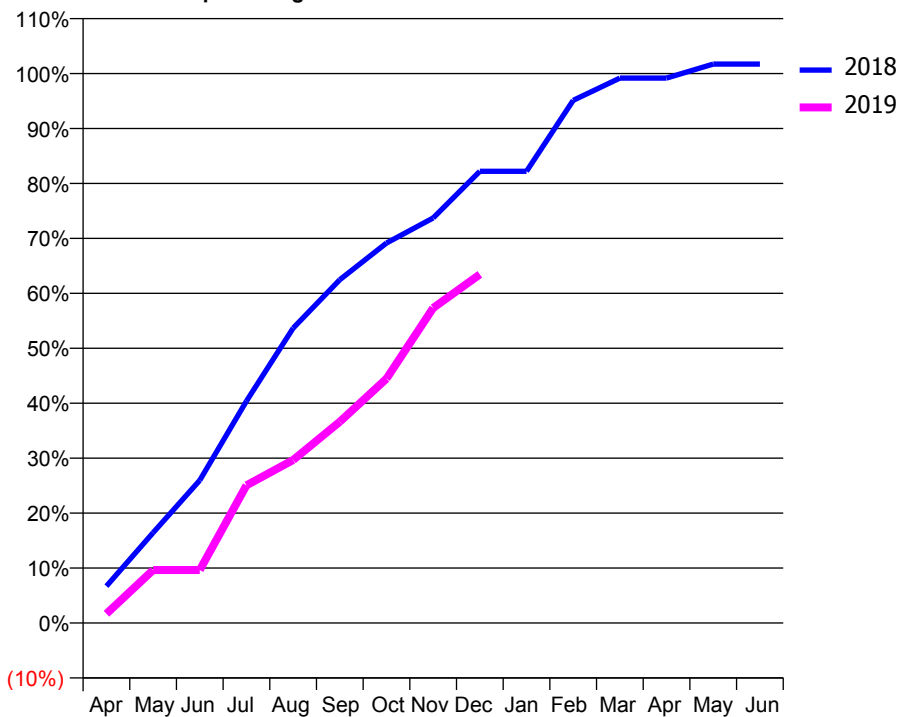
ACCESS*

Patients seen in 24 months	Total	Change since previous quarter
Quarter ending December 2017	3,668	
Quarter ending March 2018	3,486	↓
Quarter ending June 2018	3,390	↓
Quarter ending September 2018	3,182	↓
Quarter ending December 2018	2,991	↓
Variance since December 2017	(18.5%)	↓



ACTIVITY

Cumulative percentage of contracted UDA delivered 2018 & 2019



Month	Adjusted Scheduled Activity (UDA)	
	2018	2019
April	372	94
May	911	534
June	1,438	534
July	2,236	1,387
August	2,970	1,642
September	3,459	2,028
October	3,828	2,461
November	4,081	3,174
December	4,551	3,512
January	4,551	
February	5,266	
March	5,490	
April	5,490	
May	5,630	
June	5,630	

QUALITY

	Quantity	Base Number	Contract	AT	Region	England
% of FP17s for the same patient ID Re-attending within 3 months - Children	29	748	3.9%	9.9%	11.6%	11.8%
% of FP17s for the same patient ID Re-attending within 3 months - Adults	132	1,616	8.2%	14.7%	15.1%	15.6%
% of FP17s for the same patient ID Re-attending between 3 & 9 months - Children	452	748	60.4%	53.0%	59.9%	58.8%
% of FP17s for the same patient ID Re-attending between 3 & 9 months - Adults	499	1,616	30.9%	47.8%	52.0%	51.0%
% of FP17s for Band 1 Urgent Courses	197	2,305	8.5%	7.9%	8.0%	9.0%
% of FP17s Relating to Free Repair or Replacements	2	2,305	0.1%	0.7%	0.8%	0.8%
% of FP17s Relating to Continuations	5	2,305	0.2%	0.8%	0.9%	0.9%
% of Patients satisfied with the dentistry they have received	1	1	N/A	93.3%	93.6%	93.2%
% of Patients satisfied with the time they had to wait for an appointment	1	1	N/A	90.1%	88.6%	88.3%

* This is based on patients treated on this contract for their most recent course of treatment. Figures in italics indicate the base number of FP17s or Patient Questionnaire responses are less than 100. N/A is shown where the base number of responses is less than 10 during the period. % is calculated as Quantity/Base number*100

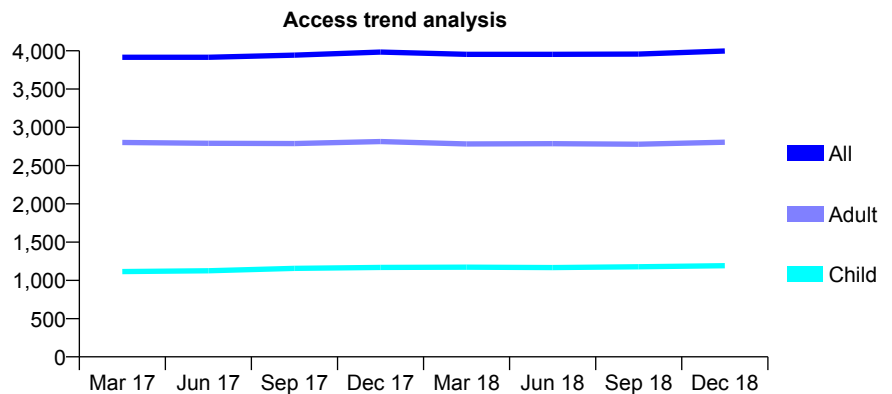
Q54 - Vital Signs At a Glance Contract Report for 763144/0001 - December 2018

Name or company name	MR GS BAHIA
Contract type name	GDS Contract
Purpose of contract	General
Contract start date	01/04/2006
Contract end date	

18/19 Contracted general activity (UDA)	7,933
Carry forward general activity (UDA)	-158
18/19 Contracted orthodontic activity (UOA)	0
Carry forward orthodontic activity (UOA)	0
Baseline contract value	£218,218.13

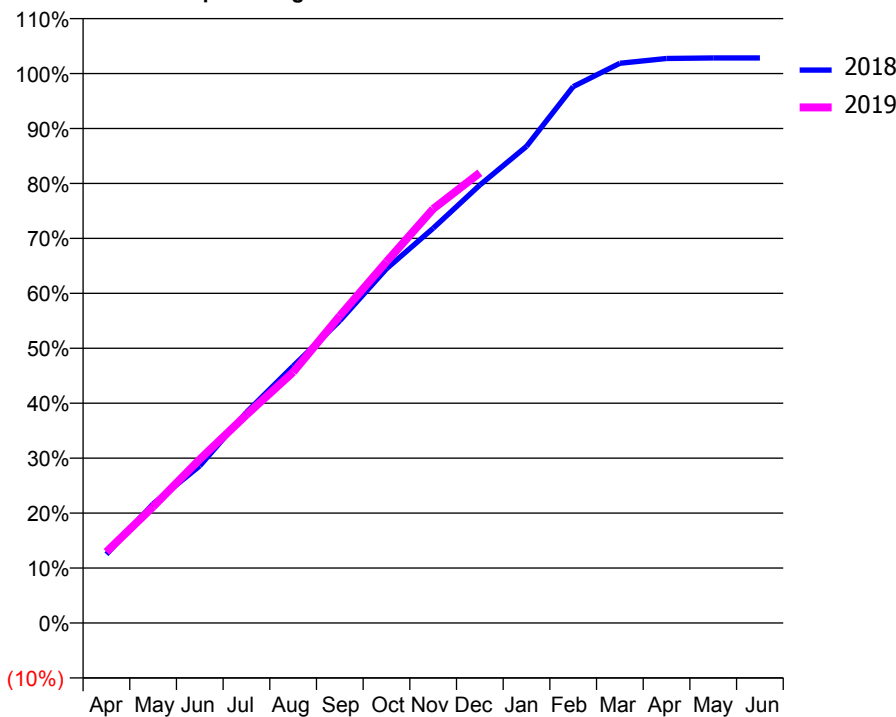
ACCESS*

Patients seen in 24 months	Total	Change since previous quarter
Quarter ending December 2017	3,983	
Quarter ending March 2018	3,954	→
Quarter ending June 2018	3,953	→
Quarter ending September 2018	3,957	→
Quarter ending December 2018	3,998	→
Variance since December 2017	0.4%	→



ACTIVITY

Cumulative percentage of contracted UDA delivered 2018 & 2019



Month	Adjusted Scheduled Activity (UDA)	
	2018	2019
April	992	1,028
May	1,720	1,680
June	2,269	2,364
July	3,042	3,006
August	3,708	3,622
September	4,363	4,434
October	5,114	5,216
November	5,699	5,978
December	6,324	6,500
January	6,882	
February	7,744	
March	8,080	
April	8,150	
May	8,157	
June	8,157	

QUALITY

	Quantity	Base Number	Contract	AT	Region	England
% of FP17s for the same patient ID Re-attending within 3 months - Children	13	1,064	1.2%	9.9%	11.6%	11.8%
% of FP17s for the same patient ID Re-attending within 3 months - Adults	115	2,402	4.8%	14.7%	15.1%	15.6%
% of FP17s for the same patient ID Re-attending between 3 & 9 months - Children	567	1,064	53.3%	53.0%	59.9%	58.8%
% of FP17s for the same patient ID Re-attending between 3 & 9 months - Adults	1,176	2,402	49.0%	47.8%	52.0%	51.0%
% of FP17s for Band 1 Urgent Courses	92	3,402	2.7%	7.9%	8.0%	9.0%
% of FP17s Relating to Free Repair or Replacements	5	3,402	0.1%	0.7%	0.8%	0.8%
% of FP17s Relating to Continuations	1	3,402	0.0%	0.8%	0.9%	0.9%
% of Patients satisfied with the dentistry they have received	0	0	N/A	93.3%	93.6%	93.2%
% of Patients satisfied with the time they had to wait for an appointment	0	0	N/A	90.1%	88.6%	88.3%

* This is based on patients treated on this contract for their most recent course of treatment. Figures in italics indicate the base number of FP17s or Patient Questionnaire responses are less than 100. N/A is shown where the base number of responses is less than 10 during the period. % is calculated as Quantity/Base number*100

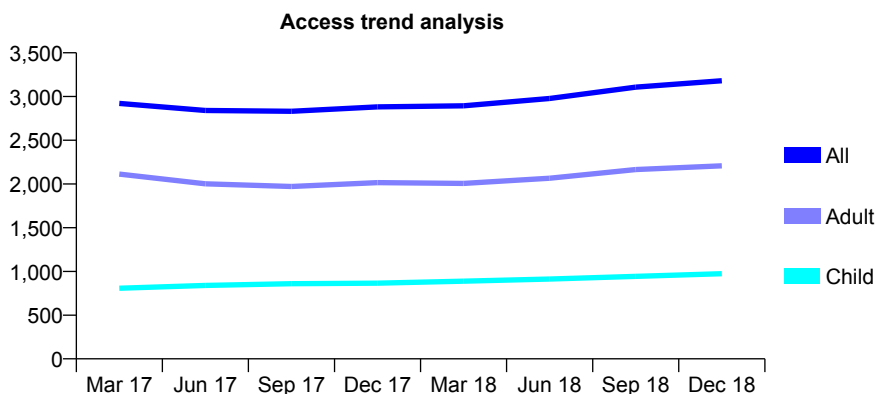
Q54 - Vital Signs At a Glance Contract Report for 764191/0001 - December 2018

Name or company name	MISS KL ROBINSON
Contract type name	GDS Contract
Purpose of contract	General
Contract start date	01/04/2006
Contract end date	

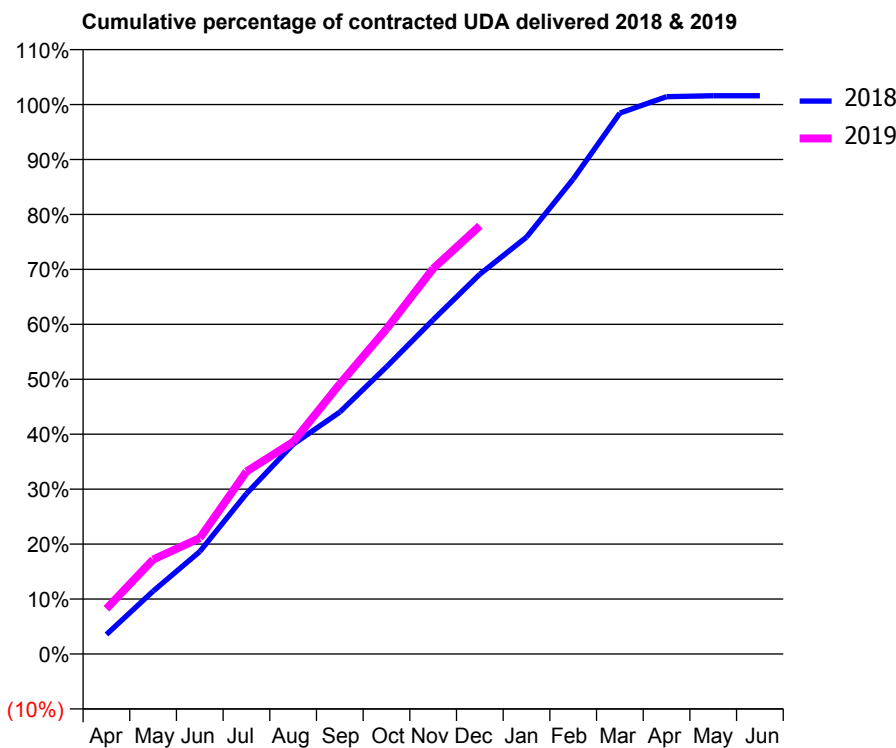
18/19 Contracted general activity (UDA)	7,466
Carry forward general activity (UDA)	-147
18/19 Contracted orthodontic activity (UOA)	0
Carry forward orthodontic activity (UOA)	0
Baseline contract value	£213,046.73

ACCESS*

Patients seen in 24 months	Total	Change since previous quarter
Quarter ending December 2017	2,881	
Quarter ending March 2018	2,894	→
Quarter ending June 2018	2,978	↑
Quarter ending September 2018	3,108	↑
Quarter ending December 2018	3,181	↑
Variance since December 2017	10.4%	↑



ACTIVITY



Adjusted Scheduled Activity (UDA)		
Month	2018	2019
April	265	614
May	855	1,283
June	1,393	1,575
July	2,178	2,479
August	2,849	2,881
September	3,287	3,669
October	3,902	4,415
November	4,540	5,238
December	5,161	5,818
January	5,665	
February	6,453	
March	7,349	
April	7,573	
May	7,586	
June	7,586	

QUALITY

	Quantity	Base Number	Contract	AT	Region	England
% of FP17s for the same patient ID Re-attending within 3 months - Children	39	1,023	3.8%	9.9%	11.6%	11.8%
% of FP17s for the same patient ID Re-attending within 3 months - Adults	334	2,171	15.4%	14.7%	15.1%	15.6%
% of FP17s for the same patient ID Re-attending between 3 & 9 months - Children	603	1,023	58.9%	53.0%	59.9%	58.8%
% of FP17s for the same patient ID Re-attending between 3 & 9 months - Adults	1,104	2,171	50.9%	47.8%	52.0%	51.0%
% of FP17s for Band 1 Urgent Courses	294	3,072	9.6%	7.9%	8.0%	9.0%
% of FP17s Relating to Free Repair or Replacements	13	3,072	0.4%	0.7%	0.8%	0.8%
% of FP17s Relating to Continuations	4	3,072	0.1%	0.8%	0.9%	0.9%
% of Patients satisfied with the dentistry they have received	0	0	N/A	93.3%	93.6%	93.2%
% of Patients satisfied with the time they had to wait for an appointment	0	0	N/A	90.1%	88.6%	88.3%

* This is based on patients treated on this contract for their most recent course of treatment. Figures in italics indicate the base number of FP17s or Patient Questionnaire responses are less than 100. N/A is shown where the base number of responses is less than 10 during the period. % is calculated as Quantity/Base number*100

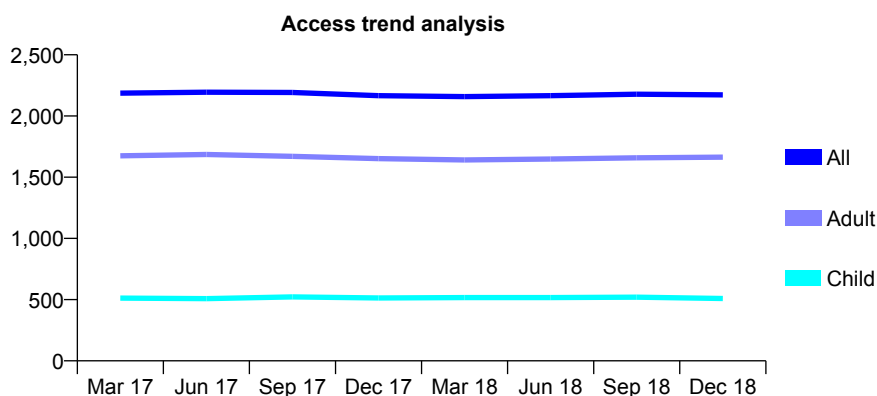
Q54 - Vital Signs At a Glance Contract Report for 765597/0001 - December 2018

Name or company name	MRS N GHABAI
Contract type name	GDS Contract
Purpose of contract	General
Contract start date	01/04/2006
Contract end date	

18/19 Contracted general activity (UDA)	8,368
Carry forward general activity (UDA)	243
18/19 Contracted orthodontic activity (UOA)	0
Carry forward orthodontic activity (UOA)	0
Baseline contract value	£196,414.87

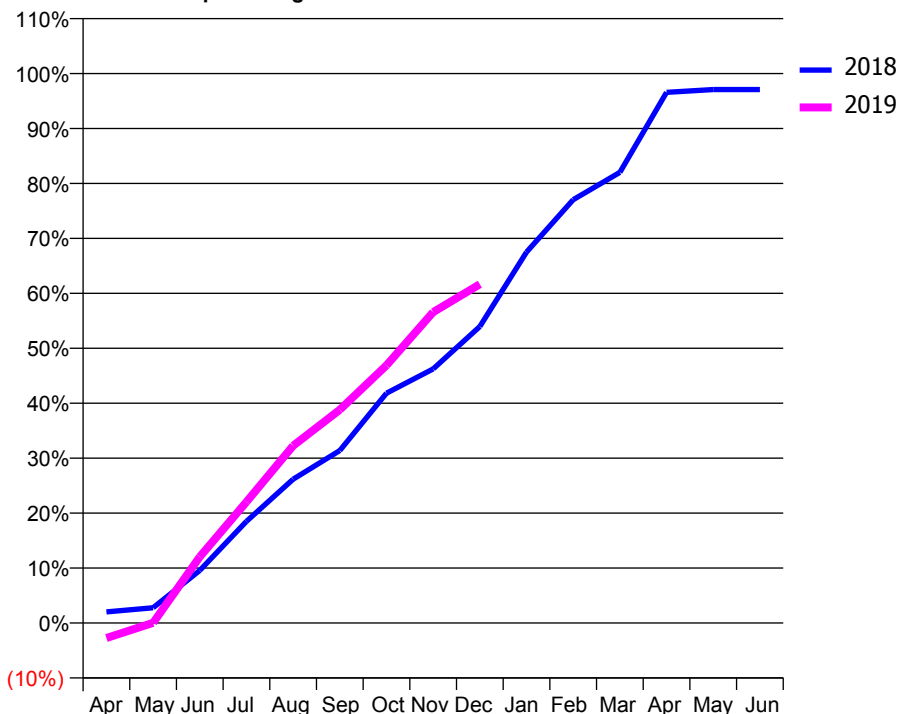
ACCESS*

Patients seen in 24 months	Total	Change since previous quarter
Quarter ending December 2017	2,166	
Quarter ending March 2018	2,158	→
Quarter ending June 2018	2,166	→
Quarter ending September 2018	2,178	→
Quarter ending December 2018	2,173	→
Variance since December 2017	0.3%	→



ACTIVITY

Cumulative percentage of contracted UDA delivered 2018 & 2019



Month	Adjusted Scheduled Activity (UDA)	
	2018	2019
April	169	-231
May	232	4
June	800	1,008
July	1,548	1,845
August	2,191	2,700
September	2,626	3,248
October	3,499	3,923
November	3,870	4,734
December	4,516	5,158
January	5,648	
February	6,445	
March	6,863	
April	8,081	
May	8,124	
June	8,124	

QUALITY

	Quantity	Base Number	Contract	AT	Region	England
% of FP17s for the same patient ID Re-attending within 3 months - Children	66	687	9.6%	9.9%	11.6%	11.8%
% of FP17s for the same patient ID Re-attending within 3 months - Adults	388	1,990	19.5%	14.7%	15.1%	15.6%
% of FP17s for the same patient ID Re-attending between 3 & 9 months - Children	500	687	72.8%	53.0%	59.9%	58.8%
% of FP17s for the same patient ID Re-attending between 3 & 9 months - Adults	1,171	1,990	58.8%	47.8%	52.0%	51.0%
% of FP17s for Band 1 Urgent Courses	191	2,175	8.8%	7.9%	8.0%	9.0%
% of FP17s Relating to Free Repair or Replacements	6	2,175	0.3%	0.7%	0.8%	0.8%
% of FP17s Relating to Continuations	64	2,175	2.9%	0.8%	0.9%	0.9%
% of Patients satisfied with the dentistry they have received	2	2	N/A	93.3%	93.6%	93.2%
% of Patients satisfied with the time they had to wait for an appointment	2	2	N/A	90.1%	88.6%	88.3%

* This is based on patients treated on this contract for their most recent course of treatment. Figures in italics indicate the base number of FP17s or Patient Questionnaire responses are less than 100. N/A is shown where the base number of responses is less than 10 during the period. % is calculated as Quantity/Base number*100

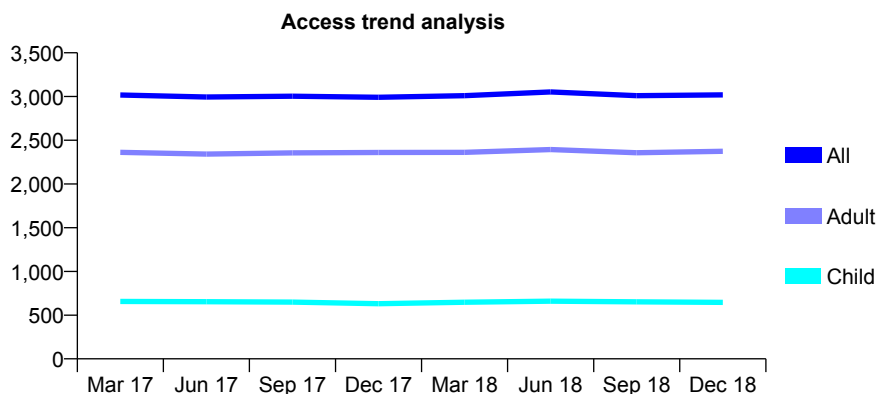
Q54 - Vital Signs At a Glance Contract Report for 765643/0001 - December 2018

Name or company name	MR D SINGH-TERPOT
Contract type name	GDS Contract
Purpose of contract	General
Contract start date	01/04/2006
Contract end date	

18/19 Contracted general activity (UDA)	8,845
Carry forward general activity (UDA)	192
18/19 Contracted orthodontic activity (UOA)	0
Carry forward orthodontic activity (UOA)	0
Baseline contract value	£219,470.60

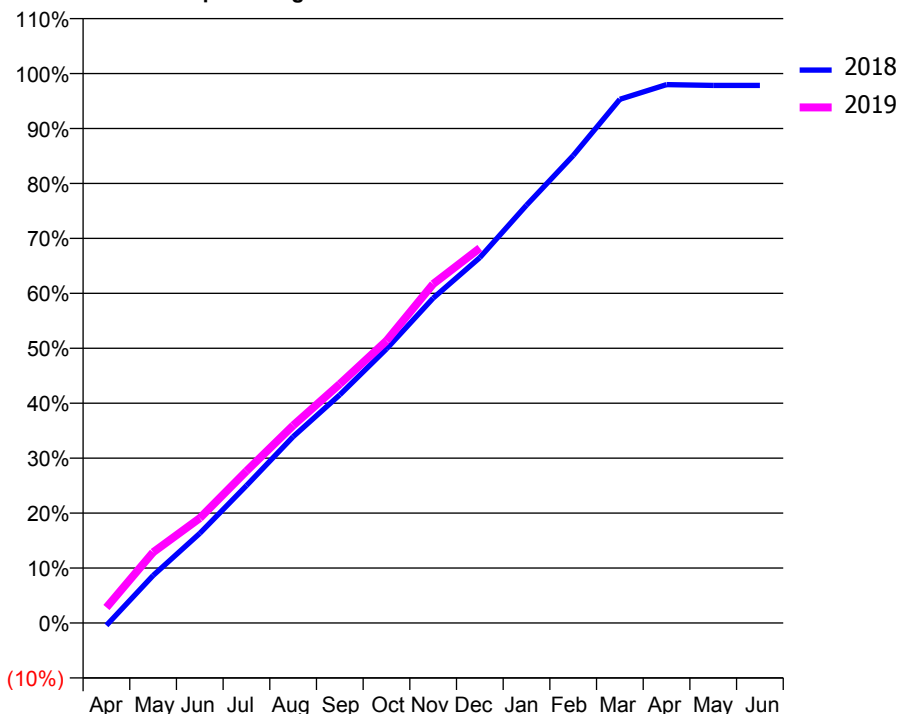
ACCESS*

Patients seen in 24 months	Total	Change since previous quarter
Quarter ending December 2017	2,991	
Quarter ending March 2018	3,010	→
Quarter ending June 2018	3,053	→
Quarter ending September 2018	3,009	↓
Quarter ending December 2018	3,019	→
Variance since December 2017	0.9%	→



ACTIVITY

Cumulative percentage of contracted UDA delivered 2018 & 2019



Month	Adjusted Scheduled Activity (UDA)	
	2018	2019
April	-40	249
May	766	1,138
June	1,444	1,688
July	2,211	2,445
August	3,000	3,179
September	3,674	3,847
October	4,412	4,542
November	5,230	5,458
December	5,882	6,034
January	6,725	
February	7,524	
March	8,430	
April	8,666	
May	8,653	
June	8,652	

QUALITY

	Quantity	Base Number	Contract	AT	Region	England
% of FP17s for the same patient ID Re-attending within 3 months - Children	15	621	2.4%	9.9%	11.6%	11.8%
% of FP17s for the same patient ID Re-attending within 3 months - Adults	314	2,392	13.1%	14.7%	15.1%	15.6%
% of FP17s for the same patient ID Re-attending between 3 & 9 months - Children	328	621	52.8%	53.0%	59.9%	58.8%
% of FP17s for the same patient ID Re-attending between 3 & 9 months - Adults	1,385	2,392	57.9%	47.8%	52.0%	51.0%
% of FP17s for Band 1 Urgent Courses	28	2,876	1.0%	7.9%	8.0%	9.0%
% of FP17s Relating to Free Repair or Replacements	8	2,876	0.3%	0.7%	0.8%	0.8%
% of FP17s Relating to Continuations	10	2,876	0.3%	0.8%	0.9%	0.9%
% of Patients satisfied with the dentistry they have received	1	1	N/A	93.3%	93.6%	93.2%
% of Patients satisfied with the time they had to wait for an appointment	1	1	N/A	90.1%	88.6%	88.3%

* This is based on patients treated on this contract for their most recent course of treatment. Figures in italics indicate the base number of FP17s or Patient Questionnaire responses are less than 100. N/A is shown where the base number of responses is less than 10 during the period. % is calculated as Quantity/Base number*100

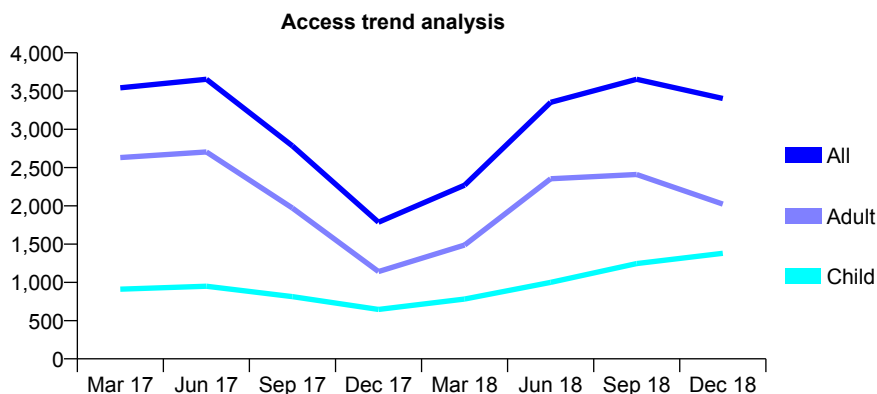
Q54 - Vital Signs At a Glance Contract Report for 766518/0001 - December 2018

Name or company name	MRS CS ILYAS
Contract type name	GDS Contract
Purpose of contract	General
Contract start date	01/10/2014
Contract end date	

18/19 Contracted general activity (UDA)	9,871
Carry forward general activity (UDA)	0
18/19 Contracted orthodontic activity (UOA)	0
Carry forward orthodontic activity (UOA)	0
Baseline contract value	£210,773.49

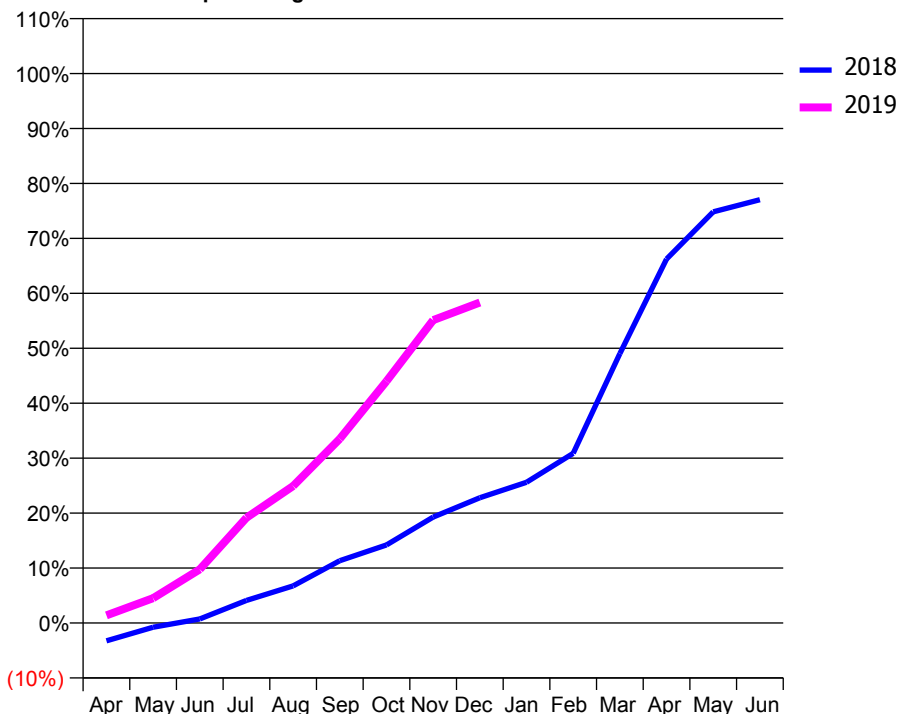
ACCESS*

Patients seen in 24 months	Total	Change since previous quarter
Quarter ending December 2017	1,786	
Quarter ending March 2018	2,270	↑
Quarter ending June 2018	3,353	↑
Quarter ending September 2018	3,654	↑
Quarter ending December 2018	3,403	↓
Variance since December 2017	90.5%	↑



ACTIVITY

Cumulative percentage of contracted UDA delivered 2018 & 2019



Month	Adjusted Scheduled Activity (UDA)	
	2018	2019
April	-323	138
May	-78	448
June	72	965
July	407	1,891
August	666	2,460
September	1,119	3,310
October	1,403	4,344
November	1,903	5,442
December	2,252	5,756
January	2,529	
February	3,048	
March	4,840	
April	6,538	
May	7,387	
June	7,603	

QUALITY

	Quantity	Base Number	Contract	AT	Region	England
% of FP17s for the same patient ID Re-attending within 3 months - Children	86	1,596	5.4%	9.9%	11.6%	11.8%
% of FP17s for the same patient ID Re-attending within 3 months - Adults	190	2,420	7.9%	14.7%	15.1%	15.6%
% of FP17s for the same patient ID Re-attending between 3 & 9 months - Children	469	1,596	29.4%	53.0%	59.9%	58.8%
% of FP17s for the same patient ID Re-attending between 3 & 9 months - Adults	421	2,420	17.4%	47.8%	52.0%	51.0%
% of FP17s for Band 1 Urgent Courses	107	2,739	3.9%	7.9%	8.0%	9.0%
% of FP17s Relating to Free Repair or Replacements	37	2,739	1.4%	0.7%	0.8%	0.8%
% of FP17s Relating to Continuations	8	2,739	0.3%	0.8%	0.9%	0.9%
% of Patients satisfied with the dentistry they have received	1	1	N/A	93.3%	93.6%	93.2%
% of Patients satisfied with the time they had to wait for an appointment	1	1	N/A	90.1%	88.6%	88.3%

* This is based on patients treated on this contract for their most recent course of treatment. Figures in italics indicate the base number of FP17s or Patient Questionnaire responses are less than 100. N/A is shown where the base number of responses is less than 10 during the period. % is calculated as Quantity/Base number*100

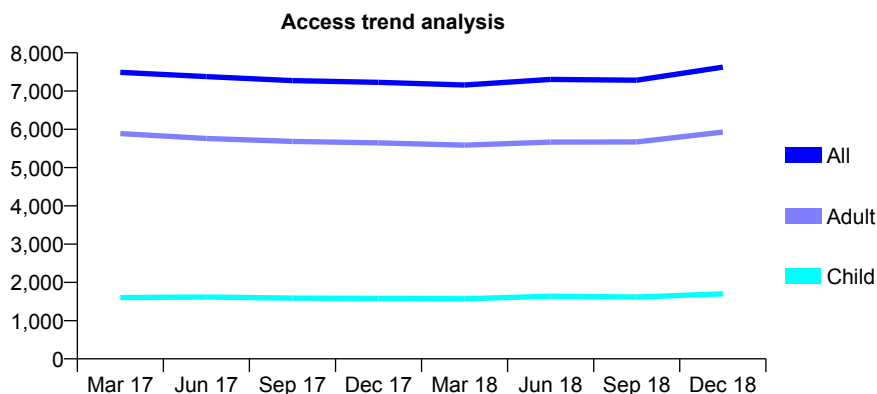
Q54 - Vital Signs At a Glance Contract Report for 769258/0001 - December 2018

Name or company name	MR S TALWAR
Contract type name	GDS Contract
Purpose of contract	General
Contract start date	01/04/2006
Contract end date	

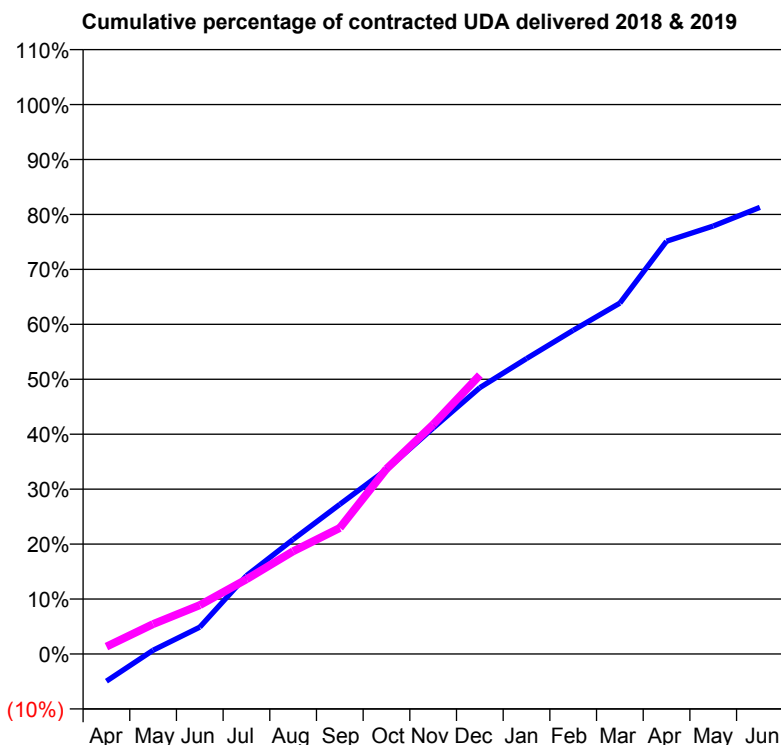
18/19 Contracted general activity (UDA)	23,061
Carry forward general activity (UDA)	0
18/19 Contracted orthodontic activity (UOA)	0
Carry forward orthodontic activity (UOA)	0
Baseline contract value	£557,174.53

ACCESS*

Patients seen in 24 months	Total	Change since previous quarter
Quarter ending December 2017	7,227	
Quarter ending March 2018	7,157	→
Quarter ending June 2018	7,303	↑
Quarter ending September 2018	7,282	→
Quarter ending December 2018	7,627	↑
Variance since December 2017	5.5%	↑



ACTIVITY



Month	Adjusted Scheduled Activity (UDA)	
	2018	2019
April	-1,145	310
May	159	1,258
June	1,126	2,053
July	3,289	3,138
August	4,810	4,310
September	6,279	5,293
October	7,740	7,772
November	9,480	9,633
December	11,179	11,705
January	12,399	
February	13,587	
March	14,725	
April	17,325	
May	17,962	
June	18,745	

QUALITY

	Quantity	Base Number	Contract	AT	Region	England
% of FP17s for the same patient ID Re-attending within 3 months - Children	136	2,078	6.5%	9.9%	11.6%	11.8%
% of FP17s for the same patient ID Re-attending within 3 months - Adults	1,147	6,976	16.4%	14.7%	15.1%	15.6%
% of FP17s for the same patient ID Re-attending between 3 & 9 months - Children	1,219	2,078	58.7%	53.0%	59.9%	58.8%
% of FP17s for the same patient ID Re-attending between 3 & 9 months - Adults	3,823	6,976	54.8%	47.8%	52.0%	51.0%
% of FP17s for Band 1 Urgent Courses	594	7,002	8.5%	7.9%	8.0%	9.0%
% of FP17s Relating to Free Repair or Replacements	85	7,002	1.2%	0.7%	0.8%	0.8%
% of FP17s Relating to Continuations	216	7,002	3.1%	0.8%	0.9%	0.9%
% of Patients satisfied with the dentistry they have received	5	5	N/A	93.3%	93.6%	93.2%
% of Patients satisfied with the time they had to wait for an appointment	5	5	N/A	90.1%	88.6%	88.3%

* This is based on patients treated on this contract for their most recent course of treatment. Figures in italics indicate the base number of FP17s or Patient Questionnaire responses are less than 100. N/A is shown where the base number of responses is less than 10 during the period. % is calculated as Quantity/Base number*100

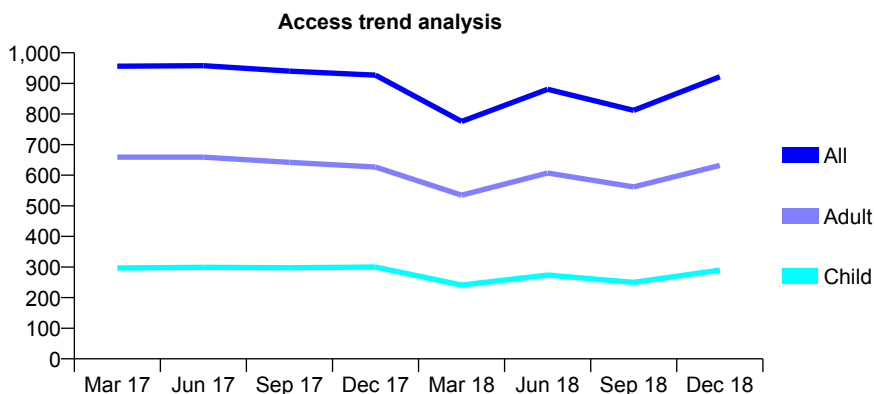
Q54 - Vital Signs At a Glance Contract Report for 769258/0002 - December 2018

Name or company name	MR S TALWAR
Contract type name	GDS Contract
Purpose of contract	General
Contract start date	01/04/2006
Contract end date	

18/19 Contracted general activity (UDA)	4,660
Carry forward general activity (UDA)	0
18/19 Contracted orthodontic activity (UOA)	0
Carry forward orthodontic activity (UOA)	0
Baseline contract value	£113,238.20

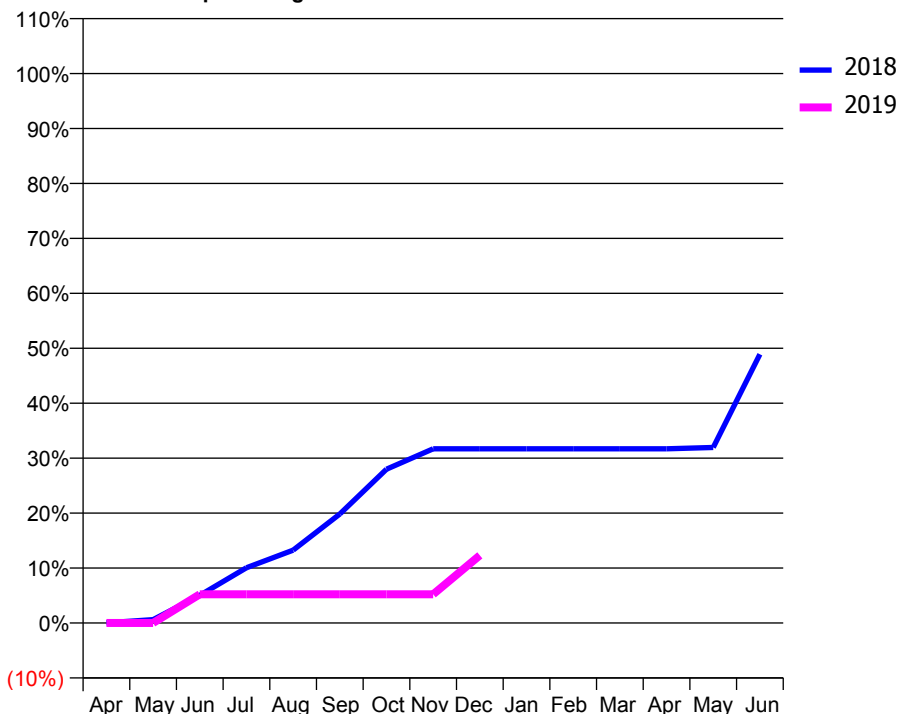
ACCESS*

Patients seen in 24 months	Total	Change since previous quarter
Quarter ending December 2017	927	
Quarter ending March 2018	776	↓
Quarter ending June 2018	881	↑
Quarter ending September 2018	812	↓
Quarter ending December 2018	922	↑
Variance since December 2017	(0.5%)	→



ACTIVITY

Cumulative percentage of contracted UDA delivered 2018 & 2019



Adjusted Scheduled Activity (UDA)

Month	2018	2019
April	2	0
May	29	0
June	234	243
July	469	243
August	618	243
September	924	243
October	1,304	243
November	1,478	243
December	1,477	574
January	1,477	
February	1,477	
March	1,477	
April	1,477	
May	1,489	
June	2,279	

QUALITY

	Quantity	Base Number	Contract	AT	Region	England
% of FP17s for the same patient ID Re-attending within 3 months - Children	38	326	11.7%	9.9%	11.6%	11.8%
% of FP17s for the same patient ID Re-attending within 3 months - Adults	229	859	26.7%	14.7%	15.1%	15.6%
% of FP17s for the same patient ID Re-attending between 3 & 9 months - Children	152	326	46.6%	53.0%	59.9%	58.8%
% of FP17s for the same patient ID Re-attending between 3 & 9 months - Adults	352	859	41.0%	47.8%	52.0%	51.0%
% of FP17s for Band 1 Urgent Courses	46	659	7.0%	7.9%	8.0%	9.0%
% of FP17s Relating to Free Repair or Replacements	10	659	1.5%	0.7%	0.8%	0.8%
% of FP17s Relating to Continuations	16	659	2.4%	0.8%	0.9%	0.9%
% of Patients satisfied with the dentistry they have received	0	0	N/A	93.3%	93.6%	93.2%
% of Patients satisfied with the time they had to wait for an appointment	0	0	N/A	90.1%	88.6%	88.3%

* This is based on patients treated on this contract for their most recent course of treatment. Figures in italics indicate the base number of FP17s or Patient Questionnaire responses are less than 100. N/A is shown where the base number of responses is less than 10 during the period. % is calculated as Quantity/Base number*100

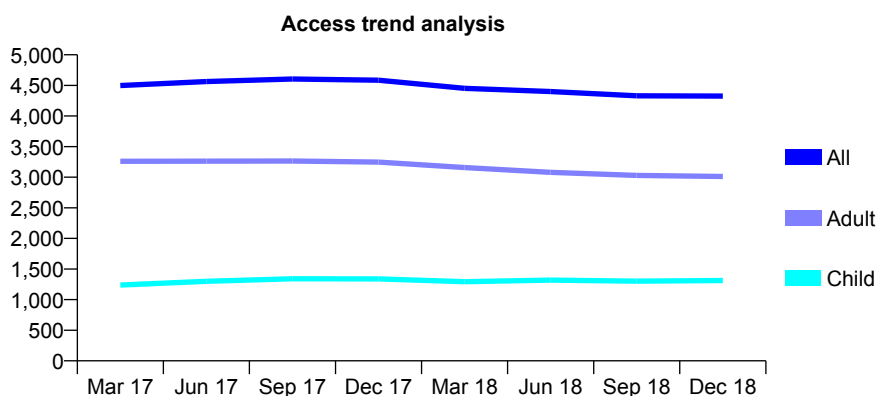
Q54 - Vital Signs At a Glance Contract Report for 769827/0001 - December 2018

Name or company name	MR A HUSSAIN
Contract type name	GDS Contract
Purpose of contract	General
Contract start date	01/04/2006
Contract end date	

18/19 Contracted general activity (UDA)	10,369
Carry forward general activity (UDA)	-207
18/19 Contracted orthodontic activity (UOA)	0
Carry forward orthodontic activity (UOA)	0
Baseline contract value	£259,681.10

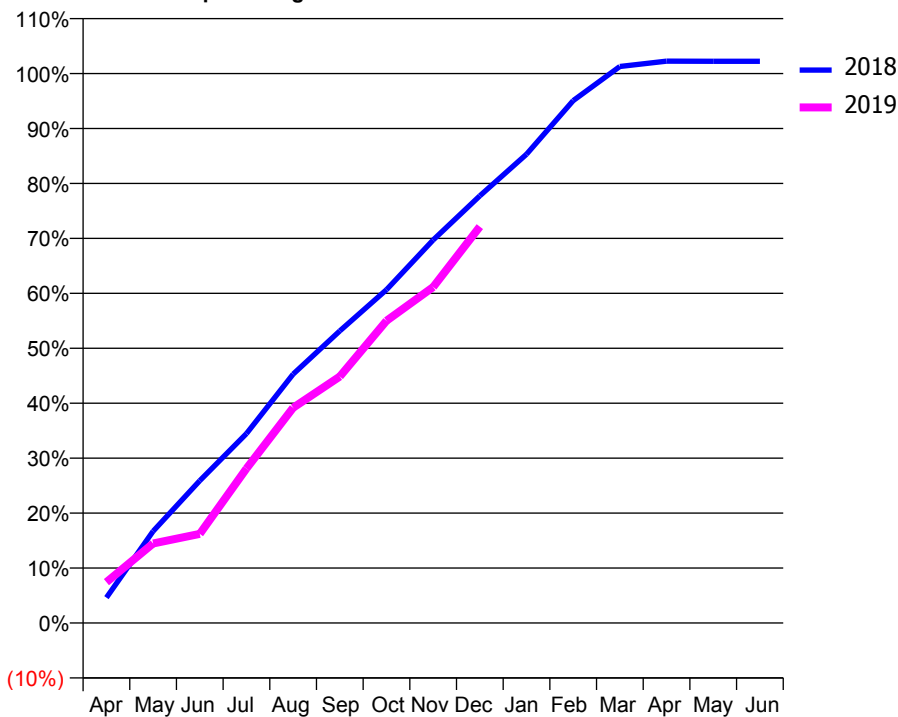
ACCESS*

Patients seen in 24 months	Total	Change since previous quarter
Quarter ending December 2017	4,586	
Quarter ending March 2018	4,452	↓
Quarter ending June 2018	4,399	↓
Quarter ending September 2018	4,331	↓
Quarter ending December 2018	4,326	→
Variance since December 2017	(5.7%)	↓



ACTIVITY

Cumulative percentage of contracted UDA delivered 2018 & 2019



Month	Adjusted Scheduled Activity (UDA)	
	2018	2019
April	478	771
May	1,733	1,501
June	2,687	1,682
July	3,575	2,916
August	4,695	4,062
September	5,512	4,652
October	6,288	5,704
November	7,229	6,339
December	8,060	7,480
January	8,847	
February	9,858	
March	10,502	
April	10,602	
May	10,601	
June	10,601	

QUALITY

	Quantity	Base Number	Contract	AT	Region	England
% of FP17s for the same patient ID Re-attending within 3 months - Children	65	1,075	6.0%	9.9%	11.6%	11.8%
% of FP17s for the same patient ID Re-attending within 3 months - Adults	353	2,330	15.2%	14.7%	15.1%	15.6%
% of FP17s for the same patient ID Re-attending between 3 & 9 months - Children	394	1,075	36.7%	53.0%	59.9%	58.8%
% of FP17s for the same patient ID Re-attending between 3 & 9 months - Adults	832	2,330	35.7%	47.8%	52.0%	51.0%
% of FP17s for Band 1 Urgent Courses	368	2,930	12.6%	7.9%	8.0%	9.0%
% of FP17s Relating to Free Repair or Replacements	79	2,930	2.7%	0.7%	0.8%	0.8%
% of FP17s Relating to Continuations	13	2,930	0.4%	0.8%	0.9%	0.9%
% of Patients satisfied with the dentistry they have received	0	0	N/A	93.3%	93.6%	93.2%
% of Patients satisfied with the time they had to wait for an appointment	0	0	N/A	90.1%	88.6%	88.3%

* This is based on patients treated on this contract for their most recent course of treatment. Figures in italics indicate the base number of FP17s or Patient Questionnaire responses are less than 100. N/A is shown where the base number of responses is less than 10 during the period. % is calculated as Quantity/Base number*100

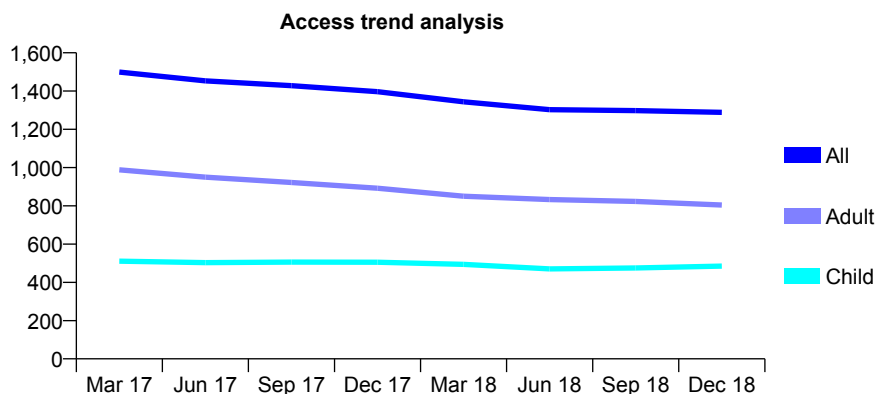
Q54 - Vital Signs At a Glance Contract Report for 769827/0002 - December 2018

Name or company name	MR A HUSSAIN
Contract type name	GDS Contract
Purpose of contract	General
Contract start date	01/11/2010
Contract end date	

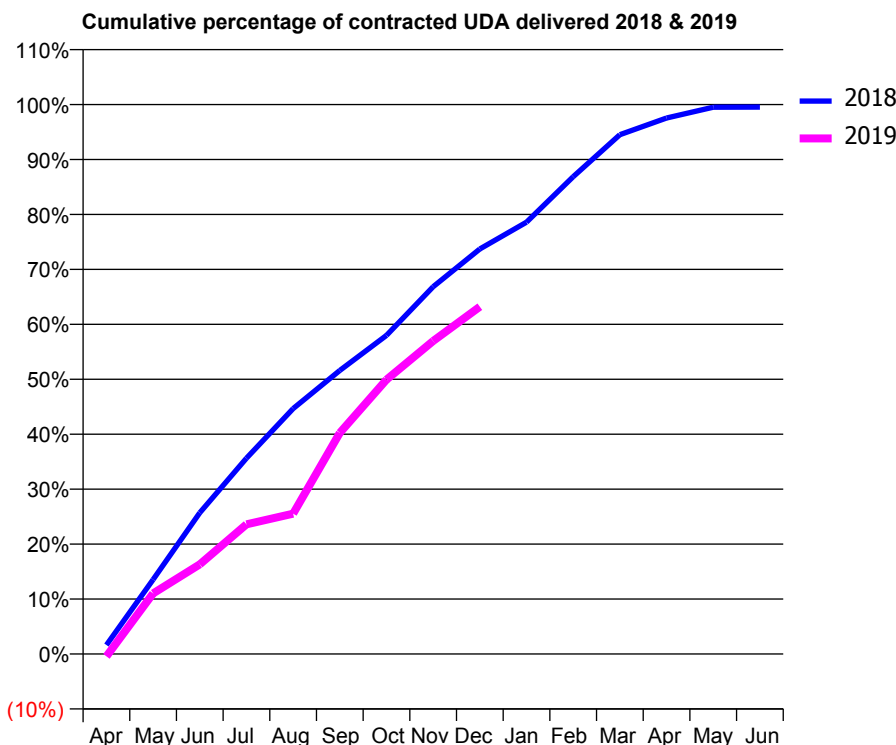
18/19 Contracted general activity (UDA)	3,564
Carry forward general activity (UDA)	16
18/19 Contracted orthodontic activity (UOA)	0
Carry forward orthodontic activity (UOA)	0
Baseline contract value	£93,689.89

ACCESS*

Patients seen in 24 months	Total	Change since previous quarter
Quarter ending December 2017	1,397	
Quarter ending March 2018	1,344	↓
Quarter ending June 2018	1,303	↓
Quarter ending September 2018	1,298	→
Quarter ending December 2018	1,289	→
Variance since December 2017	(7.7%)	↓



ACTIVITY



Month	Adjusted Scheduled Activity (UDA)	
	2018	2019
April	58	-16
May	483	393
June	916	582
July	1,270	841
August	1,591	910
September	1,839	1,435
October	2,067	1,780
November	2,382	2,031
December	2,627	2,253
January	2,801	
February	3,096	
March	3,368	
April	3,477	
May	3,546	
June	3,547	

QUALITY

	Quantity	Base Number	Contract	AT	Region	England
% of FP17s for the same patient ID Re-attending within 3 months - Children	21	327	6.4%	9.9%	11.6%	11.8%
% of FP17s for the same patient ID Re-attending within 3 months - Adults	66	552	12.0%	14.7%	15.1%	15.6%
% of FP17s for the same patient ID Re-attending between 3 & 9 months - Children	95	327	29.1%	53.0%	59.9%	58.8%
% of FP17s for the same patient ID Re-attending between 3 & 9 months - Adults	181	552	32.8%	47.8%	52.0%	51.0%
% of FP17s for Band 1 Urgent Courses	65	803	8.1%	7.9%	8.0%	9.0%
% of FP17s Relating to Free Repair or Replacements	17	803	2.1%	0.7%	0.8%	0.8%
% of FP17s Relating to Continuations	2	803	0.2%	0.8%	0.9%	0.9%
% of Patients satisfied with the dentistry they have received	0	0	N/A	93.3%	93.6%	93.2%
% of Patients satisfied with the time they had to wait for an appointment	0	0	N/A	90.1%	88.6%	88.3%

* This is based on patients treated on this contract for their most recent course of treatment. Figures in italics indicate the base number of FP17s or Patient Questionnaire responses are less than 100. N/A is shown where the base number of responses is less than 10 during the period. % is calculated as Quantity/Base number*100

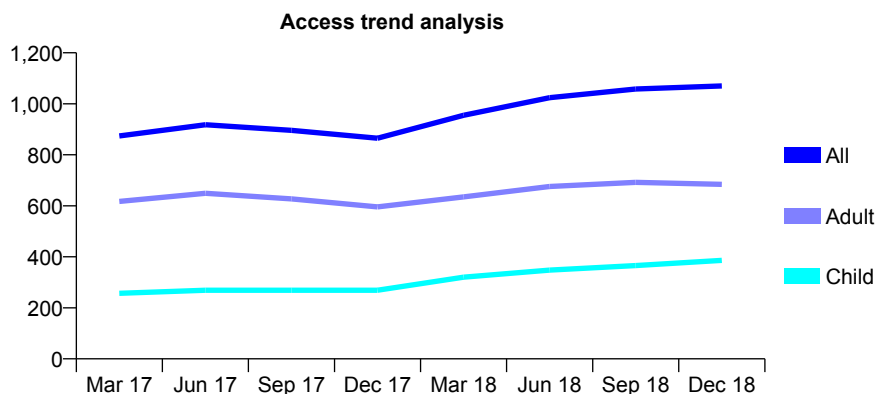
Q54 - Vital Signs At a Glance Contract Report for 769827/0003 - December 2018

Name or company name	MR A HUSSAIN
Contract type name	GDS Contract
Purpose of contract	General
Contract start date	09/11/2012
Contract end date	

18/19 Contracted general activity (UDA)	2,224
Carry forward general activity (UDA)	-6
18/19 Contracted orthodontic activity (UOA)	0
Carry forward orthodontic activity (UOA)	0
Baseline contract value	£58,045.47

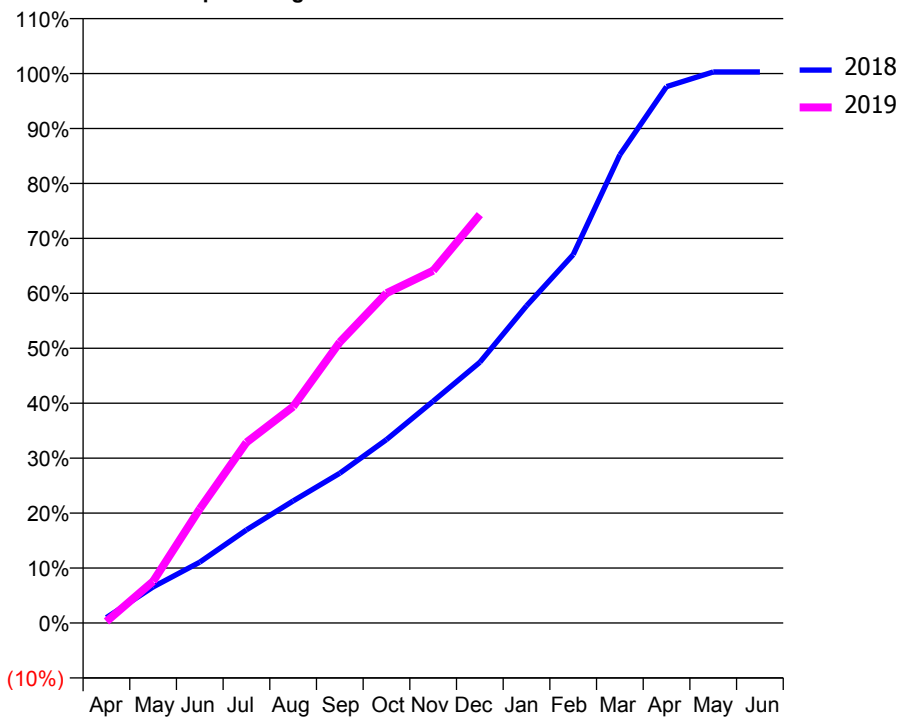
ACCESS*

Patients seen in 24 months	Total	Change since previous quarter
Quarter ending December 2017	865	
Quarter ending March 2018	955	↑
Quarter ending June 2018	1,024	↑
Quarter ending September 2018	1,058	↑
Quarter ending December 2018	1,070	→
Variance since December 2017	23.7%	↑



ACTIVITY

Cumulative percentage of contracted UDA delivered 2018 & 2019



Month	Adjusted Scheduled Activity (UDA)	
	2018	2019
April	22	6
May	146	169
June	247	462
July	377	731
August	494	876
September	607	1,137
October	742	1,335
November	898	1,426
December	1,056	1,653
January	1,283	
February	1,491	
March	1,895	
April	2,171	
May	2,230	
June	2,230	

QUALITY

	Quantity	Base Number	Contract	AT	Region	England
% of FP17s for the same patient ID Re-attending within 3 months - Children	16	293	5.5%	9.9%	11.6%	11.8%
% of FP17s for the same patient ID Re-attending within 3 months - Adults	40	464	8.6%	14.7%	15.1%	15.6%
% of FP17s for the same patient ID Re-attending between 3 & 9 months - Children	81	293	27.6%	53.0%	59.9%	58.8%
% of FP17s for the same patient ID Re-attending between 3 & 9 months - Adults	123	464	26.5%	47.8%	52.0%	51.0%
% of FP17s for Band 1 Urgent Courses	32	638	5.0%	7.9%	8.0%	9.0%
% of FP17s Relating to Free Repair or Replacements	0	638	0.0%	0.7%	0.8%	0.8%
% of FP17s Relating to Continuations	4	638	0.6%	0.8%	0.9%	0.9%
% of Patients satisfied with the dentistry they have received	1	1	N/A	93.3%	93.6%	93.2%
% of Patients satisfied with the time they had to wait for an appointment	1	1	N/A	90.1%	88.6%	88.3%

* This is based on patients treated on this contract for their most recent course of treatment. Figures in italics indicate the base number of FP17s or Patient Questionnaire responses are less than 100. N/A is shown where the base number of responses is less than 10 during the period. % is calculated as Quantity/Base number*100

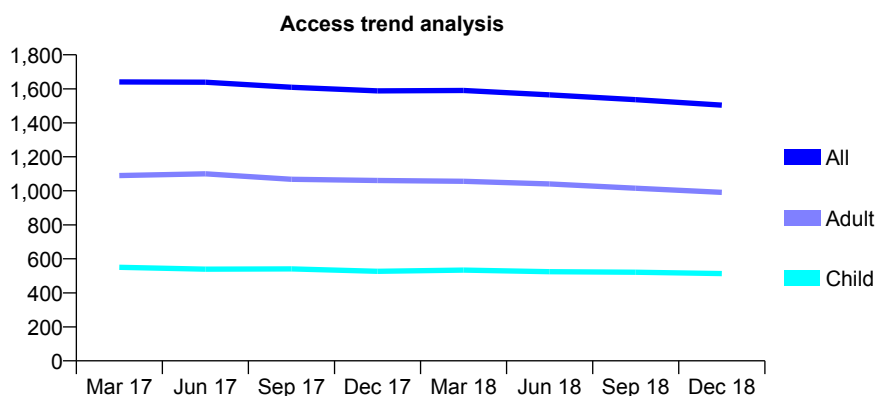
Q54 - Vital Signs At a Glance Contract Report for 769967/0004 - December 2018

Name or company name	MR MA TAI
Contract type name	GDS Contract
Purpose of contract	General
Contract start date	01/04/2012
Contract end date	

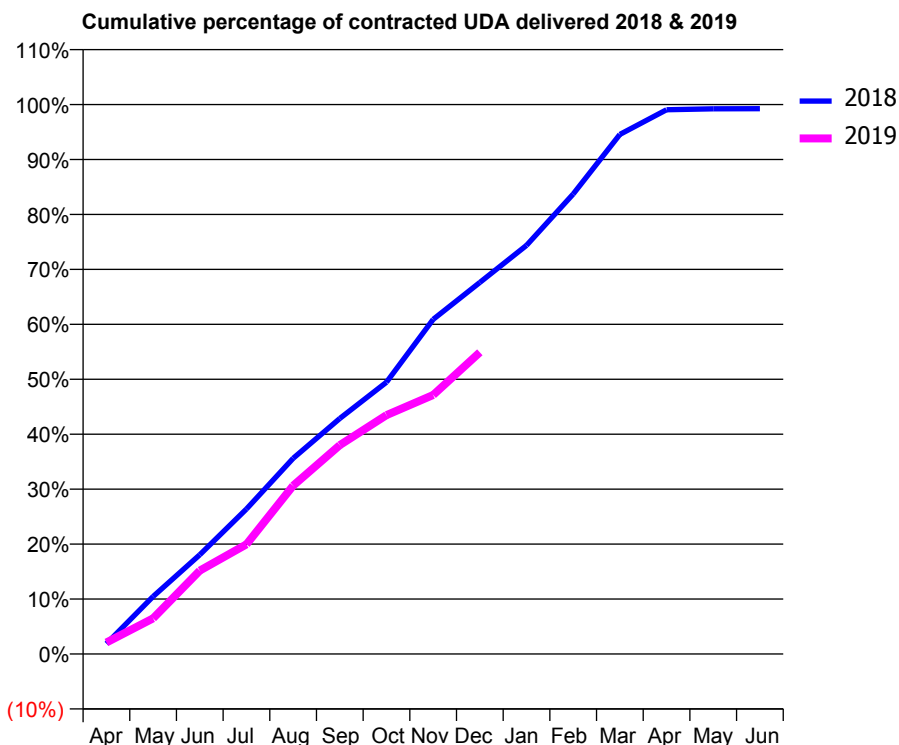
18/19 Contracted general activity (UDA)	4,402
Carry forward general activity (UDA)	33
18/19 Contracted orthodontic activity (UOA)	0
Carry forward orthodontic activity (UOA)	0
Baseline contract value	£118,836.83

ACCESS*

Patients seen in 24 months	Total	Change since previous quarter
Quarter ending December 2017	1,588	
Quarter ending March 2018	1,590	→
Quarter ending June 2018	1,564	↓
Quarter ending September 2018	1,536	↓
Quarter ending December 2018	1,504	↓
Variance since December 2017	(5.3%)	↓



ACTIVITY



Month	Adjusted Scheduled Activity (UDA)	
	2018	2019
April	83	92
May	461	286
June	795	668
July	1,162	878
August	1,568	1,348
September	1,887	1,674
October	2,178	1,914
November	2,680	2,075
December	2,977	2,417
January	3,273	
February	3,685	
March	4,163	
April	4,360	
May	4,368	
June	4,369	

QUALITY

	Quantity	Base Number	Contract	AT	Region	England
% of FP17s for the same patient ID Re-attending within 3 months - Children	19	481	4.0%	9.9%	11.6%	11.8%
% of FP17s for the same patient ID Re-attending within 3 months - Adults	153	882	17.3%	14.7%	15.1%	15.6%
% of FP17s for the same patient ID Re-attending between 3 & 9 months - Children	292	481	60.7%	53.0%	59.9%	58.8%
% of FP17s for the same patient ID Re-attending between 3 & 9 months - Adults	475	882	53.9%	47.8%	52.0%	51.0%
% of FP17s for Band 1 Urgent Courses	93	1,288	7.2%	7.9%	8.0%	9.0%
% of FP17s Relating to Free Repair or Replacements	15	1,288	1.2%	0.7%	0.8%	0.8%
% of FP17s Relating to Continuations	27	1,288	2.1%	0.8%	0.9%	0.9%
% of Patients satisfied with the dentistry they have received	0	0	N/A	93.3%	93.6%	93.2%
% of Patients satisfied with the time they had to wait for an appointment	0	0	N/A	90.1%	88.6%	88.3%

* This is based on patients treated on this contract for their most recent course of treatment. Figures in italics indicate the base number of FP17s or Patient Questionnaire responses are less than 100. N/A is shown where the base number of responses is less than 10 during the period. % is calculated as Quantity/Base number*100

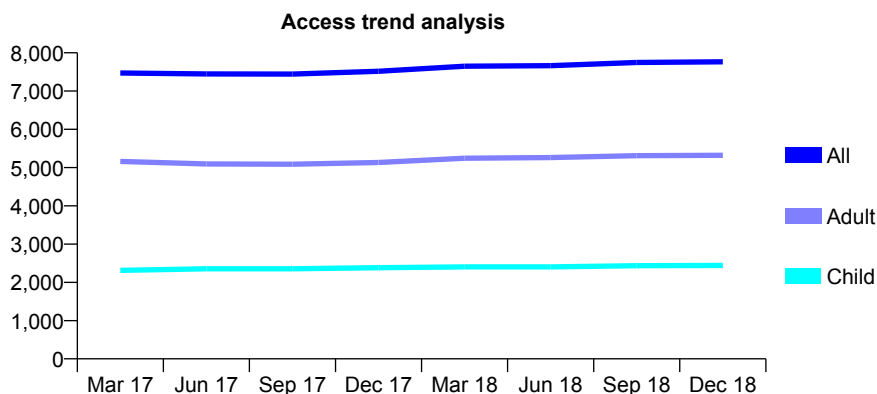
Q54 - Vital Signs At a Glance Contract Report for 770728/0001 - December 2018

Name or company name	MR TS JHEETA
Contract type name	GDS Contract
Purpose of contract	General
Contract start date	01/04/2006
Contract end date	

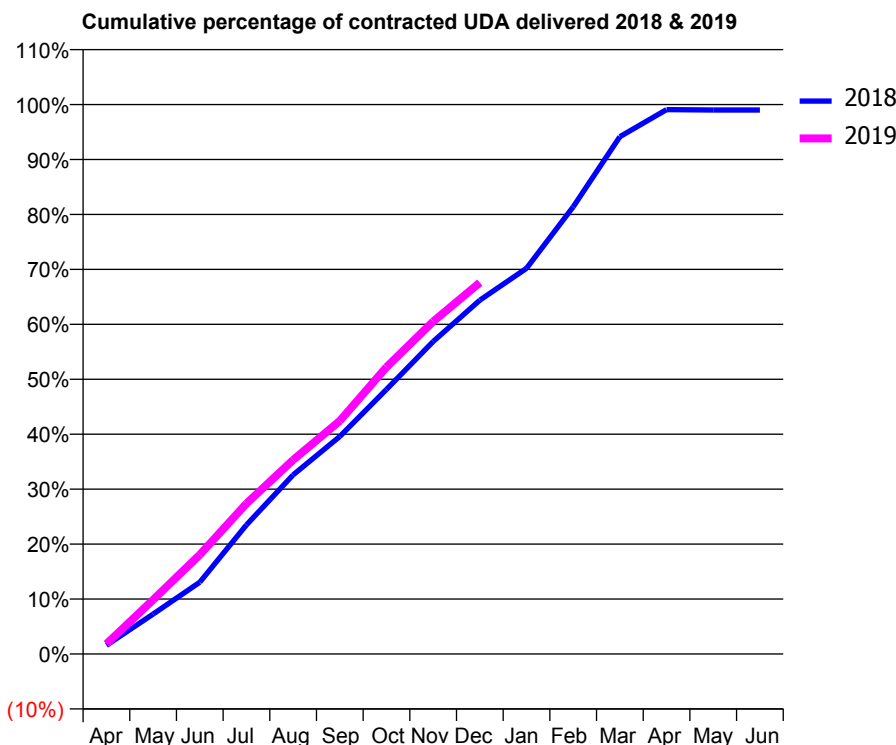
18/19 Contracted general activity (UDA)	20,291
Carry forward general activity (UDA)	203
18/19 Contracted orthodontic activity (UOA)	0
Carry forward orthodontic activity (UOA)	0
Baseline contract value	£581,054.73

ACCESS*

Patients seen in 24 months	Total	Change since previous quarter
Quarter ending December 2017	7,518	
Quarter ending March 2018	7,651	→
Quarter ending June 2018	7,663	→
Quarter ending September 2018	7,748	→
Quarter ending December 2018	7,764	→
Variance since December 2017	3.3%	↑



ACTIVITY



Month	Adjusted Scheduled Activity (UDA)	
	2018	2019
April	320	370
May	1,477	2,002
June	2,653	3,665
July	4,771	5,558
August	6,617	7,168
September	8,032	8,610
October	9,770	10,593
November	11,540	12,280
December	13,066	13,714
January	14,245	
February	16,514	
March	19,101	
April	20,101	
May	20,087	
June	20,087	

QUALITY

	Quantity	Base Number	Contract	AT	Region	England
% of FP17s for the same patient ID Re-attending within 3 months - Children	130	2,743	4.7%	9.9%	11.6%	11.8%
% of FP17s for the same patient ID Re-attending within 3 months - Adults	507	5,291	9.6%	14.7%	15.1%	15.6%
% of FP17s for the same patient ID Re-attending between 3 & 9 months - Children	1,778	2,743	64.8%	53.0%	59.9%	58.8%
% of FP17s for the same patient ID Re-attending between 3 & 9 months - Adults	3,058	5,291	57.8%	47.8%	52.0%	51.0%
% of FP17s for Band 1 Urgent Courses	448	7,176	6.2%	7.9%	8.0%	9.0%
% of FP17s Relating to Free Repair or Replacements	52	7,176	0.7%	0.7%	0.8%	0.8%
% of FP17s Relating to Continuations	26	7,176	0.4%	0.8%	0.9%	0.9%
% of Patients satisfied with the dentistry they have received	1	1	N/A	93.3%	93.6%	93.2%
% of Patients satisfied with the time they had to wait for an appointment	1	1	N/A	90.1%	88.6%	88.3%

* This is based on patients treated on this contract for their most recent course of treatment. Figures in italics indicate the base number of FP17s or Patient Questionnaire responses are less than 100. N/A is shown where the base number of responses is less than 10 during the period. % is calculated as Quantity/Base number*100

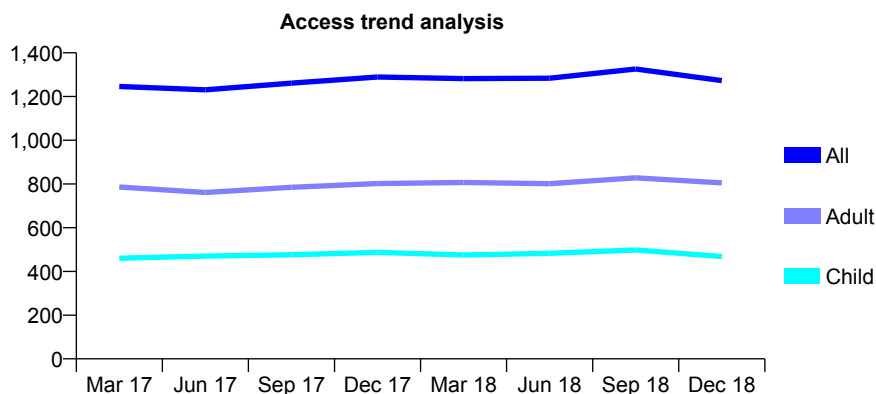
Q54 - Vital Signs At a Glance Contract Report for 776432/0001 - December 2018

Name or company name	MRS AN ARSHAD
Contract type name	GDS Contract
Purpose of contract	General
Contract start date	01/04/2006
Contract end date	

18/19 Contracted general activity (UDA)	3,806
Carry forward general activity (UDA)	-9
18/19 Contracted orthodontic activity (UOA)	0
Carry forward orthodontic activity (UOA)	0
Baseline contract value	£96,256.35

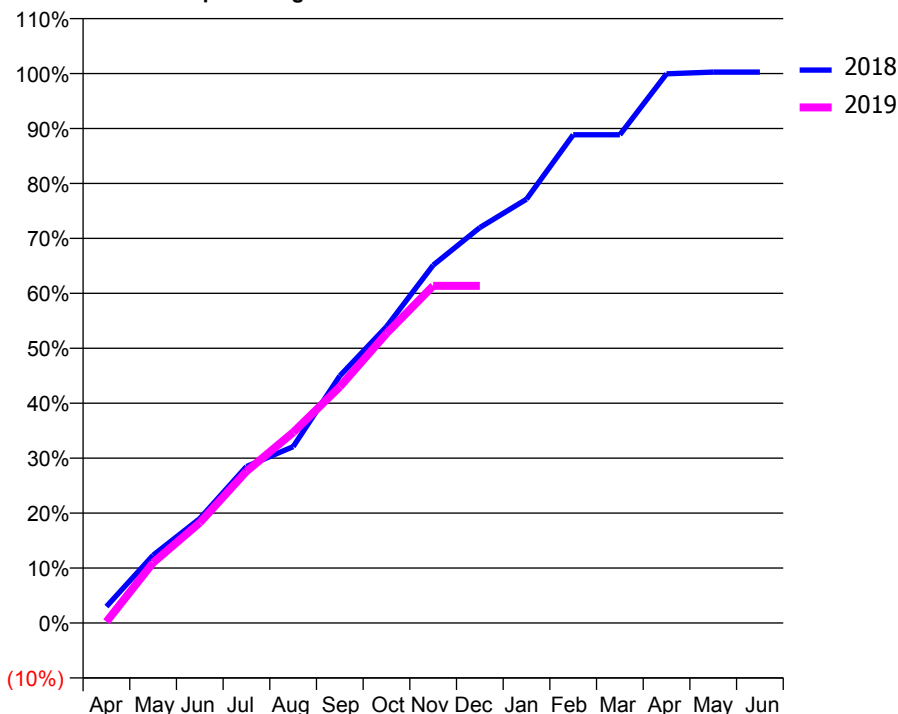
ACCESS*

Patients seen in 24 months	Total	Change since previous quarter
Quarter ending December 2017	1,289	
Quarter ending March 2018	1,282	→
Quarter ending June 2018	1,284	→
Quarter ending September 2018	1,326	↑
Quarter ending December 2018	1,273	↓
Variance since December 2017	(1.2%)	↓



ACTIVITY

Cumulative percentage of contracted UDA delivered 2018 & 2019



Month	Adjusted Scheduled Activity (UDA)	
	2018	2019
April	114	9
May	470	418
June	723	695
July	1,084	1,051
August	1,221	1,320
September	1,712	1,636
October	2,053	2,006
November	2,478	2,335
December	2,739	2,335
January	2,935	
February	3,382	
March	3,382	
April	3,803	
May	3,815	
June	3,815	

QUALITY

	Quantity	Base Number	Contract	AT	Region	England
% of FP17s for the same patient ID Re-attending within 3 months - Children	27	569	4.7%	9.9%	11.6%	11.8%
% of FP17s for the same patient ID Re-attending within 3 months - Adults	69	829	8.3%	14.7%	15.1%	15.6%
% of FP17s for the same patient ID Re-attending between 3 & 9 months - Children	323	569	56.8%	53.0%	59.9%	58.8%
% of FP17s for the same patient ID Re-attending between 3 & 9 months - Adults	474	829	57.2%	47.8%	52.0%	51.0%
% of FP17s for Band 1 Urgent Courses	60	1,195	5.0%	7.9%	8.0%	9.0%
% of FP17s Relating to Free Repair or Replacements	0	1,195	0.0%	0.7%	0.8%	0.8%
% of FP17s Relating to Continuations	19	1,195	1.6%	0.8%	0.9%	0.9%
% of Patients satisfied with the dentistry they have received	0	0	N/A	93.3%	93.6%	93.2%
% of Patients satisfied with the time they had to wait for an appointment	0	0	N/A	90.1%	88.6%	88.3%

* This is based on patients treated on this contract for their most recent course of treatment. Figures in italics indicate the base number of FP17s or Patient Questionnaire responses are less than 100. N/A is shown where the base number of responses is less than 10 during the period. % is calculated as Quantity/Base number*100

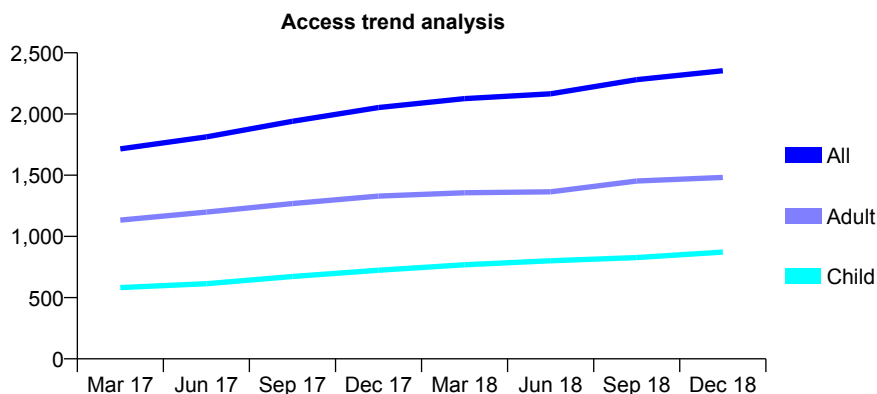
Q54 - Vital Signs At a Glance Contract Report for 786837/0003 - December 2018

Name or company name	Queenshead Dental Surgery
Contract type name	GDS Contract
Purpose of contract	General
Contract start date	01/10/2014
Contract end date	

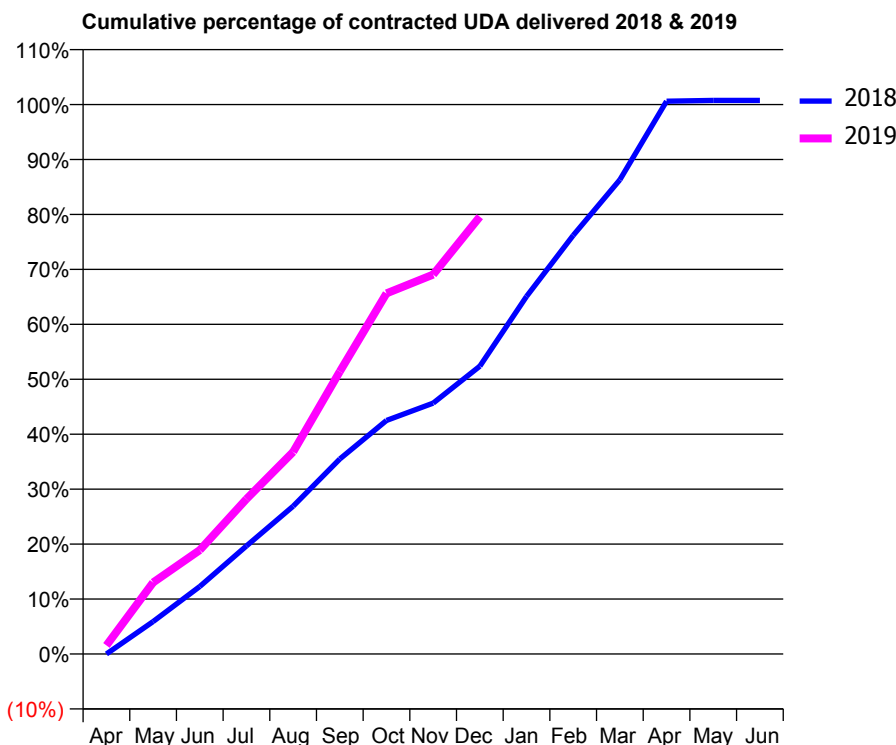
18/19 Contracted general activity (UDA)	7,265
Carry forward general activity (UDA)	-54
18/19 Contracted orthodontic activity (UOA)	0
Carry forward orthodontic activity (UOA)	0
Baseline contract value	£187,499.03

ACCESS*

Patients seen in 24 months	Total	Change since previous quarter
Quarter ending December 2017	2,053	
Quarter ending March 2018	2,126	↑
Quarter ending June 2018	2,165	→
Quarter ending September 2018	2,280	↑
Quarter ending December 2018	2,354	↑
Variance since December 2017	14.7%	↑



ACTIVITY



Month	Adjusted Scheduled Activity (UDA)	
	2018	2019
April	0	113
May	429	946
June	894	1,375
July	1,428	2,049
August	1,953	2,671
September	2,579	3,735
October	3,087	4,768
November	3,317	5,016
December	3,806	5,781
January	4,727	
February	5,534	
March	6,271	
April	7,308	
May	7,319	
June	7,319	

QUALITY

	Quantity	Base Number	Contract	AT	Region	England
% of FP17s for the same patient ID Re-attending within 3 months - Children	52	682	7.6%	9.9%	11.6%	11.8%
% of FP17s for the same patient ID Re-attending within 3 months - Adults	246	1,242	19.8%	14.7%	15.1%	15.6%
% of FP17s for the same patient ID Re-attending between 3 & 9 months - Children	237	682	34.8%	53.0%	59.9%	58.8%
% of FP17s for the same patient ID Re-attending between 3 & 9 months - Adults	343	1,242	27.6%	47.8%	52.0%	51.0%
% of FP17s for Band 1 Urgent Courses	222	1,714	13.0%	7.9%	8.0%	9.0%
% of FP17s Relating to Free Repair or Replacements	50	1,714	2.9%	0.7%	0.8%	0.8%
% of FP17s Relating to Continuations	25	1,714	1.5%	0.8%	0.9%	0.9%
% of Patients satisfied with the dentistry they have received	0	0	N/A	93.3%	93.6%	93.2%
% of Patients satisfied with the time they had to wait for an appointment	0	0	N/A	90.1%	88.6%	88.3%

* This is based on patients treated on this contract for their most recent course of treatment. Figures in italics indicate the base number of FP17s or Patient Questionnaire responses are less than 100. N/A is shown where the base number of responses is less than 10 during the period. % is calculated as Quantity/Base number*100

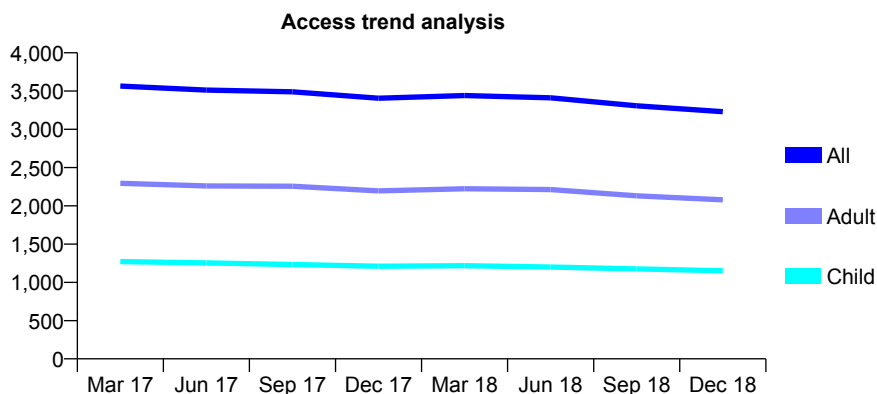
Q54 - Vital Signs At a Glance Contract Report for 804274/0001 - December 2018

Name or company name	MR MC REECE
Contract type name	GDS Contract
Purpose of contract	General
Contract start date	01/04/2006
Contract end date	

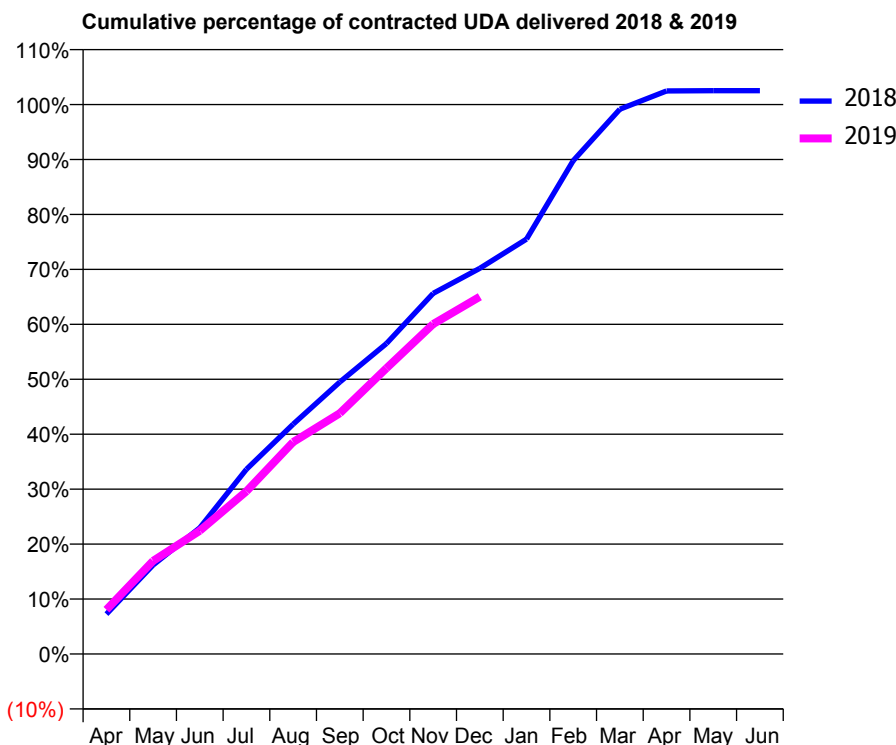
18/19 Contracted general activity (UDA)	8,745
Carry forward general activity (UDA)	-174
18/19 Contracted orthodontic activity (UOA)	0
Carry forward orthodontic activity (UOA)	0
Baseline contract value	£193,827.51

ACCESS*

Patients seen in 24 months	Total	Change since previous quarter
Quarter ending December 2017	3,407	
Quarter ending March 2018	3,441	→
Quarter ending June 2018	3,412	→
Quarter ending September 2018	3,307	↓
Quarter ending December 2018	3,230	↓
Variance since December 2017	(5.2%)	↓



ACTIVITY



Month	Adjusted Scheduled Activity (UDA)	
	2018	2019
April	636	706
May	1,416	1,481
June	2,008	1,962
July	2,941	2,589
August	3,658	3,372
September	4,329	3,832
October	4,941	4,548
November	5,740	5,250
December	6,138	5,687
January	6,603	
February	7,851	
March	8,670	
April	8,961	
May	8,965	
June	8,964	

QUALITY

	Quantity	Base Number	Contract	AT	Region	England
% of FP17s for the same patient ID Re-attending within 3 months - Children	58	1,249	4.6%	9.9%	11.6%	11.8%
% of FP17s for the same patient ID Re-attending within 3 months - Adults	244	2,305	10.6%	14.7%	15.1%	15.6%
% of FP17s for the same patient ID Re-attending between 3 & 9 months - Children	908	1,249	72.7%	53.0%	59.9%	58.8%
% of FP17s for the same patient ID Re-attending between 3 & 9 months - Adults	1,622	2,305	70.4%	47.8%	52.0%	51.0%
% of FP17s for Band 1 Urgent Courses	162	3,380	4.8%	7.9%	8.0%	9.0%
% of FP17s Relating to Free Repair or Replacements	21	3,380	0.6%	0.7%	0.8%	0.8%
% of FP17s Relating to Continuations	8	3,380	0.2%	0.8%	0.9%	0.9%
% of Patients satisfied with the dentistry they have received	1	1	N/A	93.3%	93.6%	93.2%
% of Patients satisfied with the time they had to wait for an appointment	0	1	N/A	90.1%	88.6%	88.3%

* This is based on patients treated on this contract for their most recent course of treatment. Figures in italics indicate the base number of FP17s or Patient Questionnaire responses are less than 100. N/A is shown where the base number of responses is less than 10 during the period. % is calculated as Quantity/Base number*100

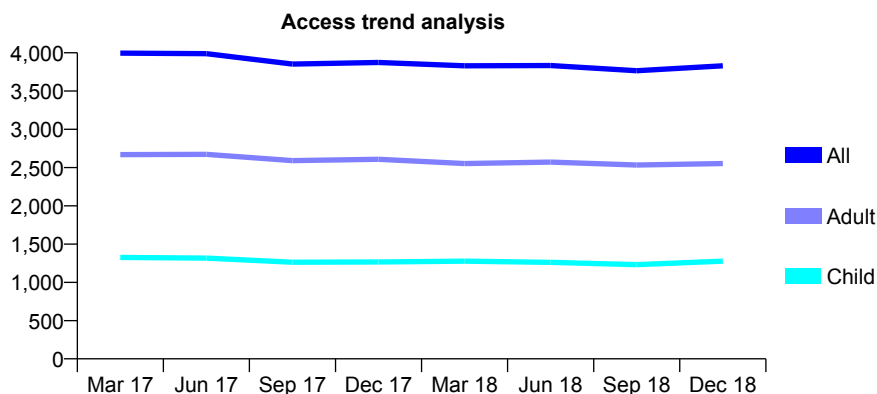
Q54 - Vital Signs At a Glance Contract Report for 804886/0001 - December 2018

Name or company name	Heathfield Dental Surgery
Contract type name	GDS Contract
Purpose of contract	General
Contract start date	01/04/2006
Contract end date	

18/19 Contracted general activity (UDA)	11,696
Carry forward general activity (UDA)	451
18/19 Contracted orthodontic activity (UOA)	0
Carry forward orthodontic activity (UOA)	0
Baseline contract value	£326,928.06

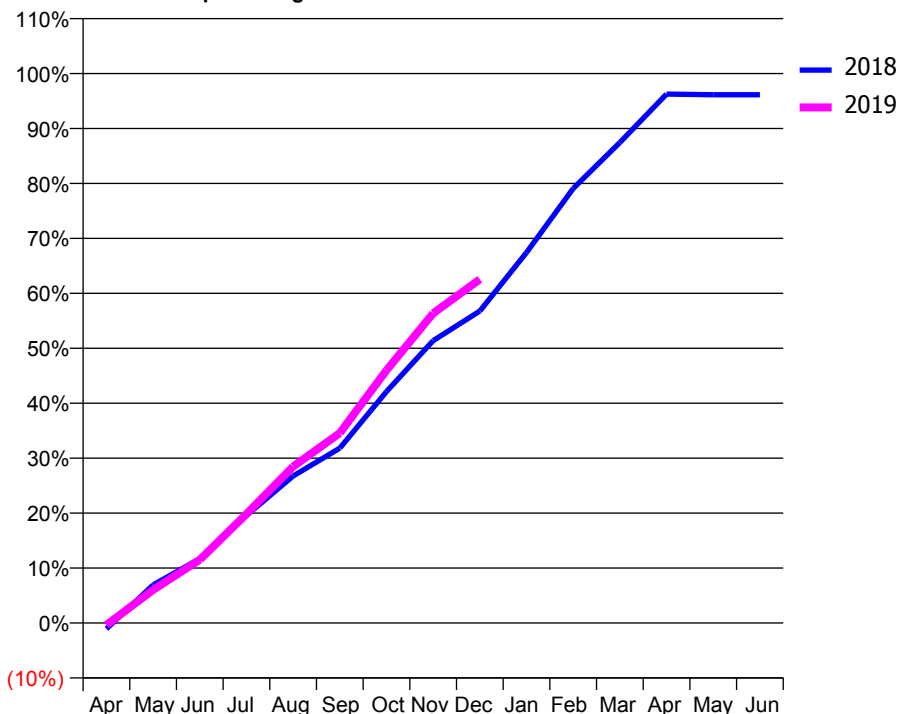
ACCESS*

Patients seen in 24 months	Total	Change since previous quarter
Quarter ending December 2017	3,874	
Quarter ending March 2018	3,830	↓
Quarter ending June 2018	3,833	→
Quarter ending September 2018	3,765	↓
Quarter ending December 2018	3,830	→
Variance since December 2017	(1.1%)	↓



ACTIVITY

Cumulative percentage of contracted UDA delivered 2018 & 2019



Month	Adjusted Scheduled Activity (UDA)	
	2018	2019
April	-125	-44
May	810	706
June	1,371	1,346
July	2,289	2,320
August	3,130	3,329
September	3,723	4,042
October	4,926	5,379
November	6,010	6,593
December	6,641	7,315
January	7,886	
February	9,249	
March	10,228	
April	11,257	
May	11,245	
June	11,245	

QUALITY

	Quantity	Base Number	Contract	AT	Region	England
% of FP17s for the same patient ID Re-attending within 3 months - Children	82	1,077	7.6%	9.9%	11.6%	11.8%
% of FP17s for the same patient ID Re-attending within 3 months - Adults	411	2,239	18.4%	14.7%	15.1%	15.6%
% of FP17s for the same patient ID Re-attending between 3 & 9 months - Children	427	1,077	39.6%	53.0%	59.9%	58.8%
% of FP17s for the same patient ID Re-attending between 3 & 9 months - Adults	745	2,239	33.3%	47.8%	52.0%	51.0%
% of FP17s for Band 1 Urgent Courses	211	2,486	8.5%	7.9%	8.0%	9.0%
% of FP17s Relating to Free Repair or Replacements	22	2,486	0.9%	0.7%	0.8%	0.8%
% of FP17s Relating to Continuations	30	2,486	1.2%	0.8%	0.9%	0.9%
% of Patients satisfied with the dentistry they have received	1	1	N/A	93.3%	93.6%	93.2%
% of Patients satisfied with the time they had to wait for an appointment	1	1	N/A	90.1%	88.6%	88.3%

* This is based on patients treated on this contract for their most recent course of treatment. Figures in italics indicate the base number of FP17s or Patient Questionnaire responses are less than 100. N/A is shown where the base number of responses is less than 10 during the period. % is calculated as Quantity/Base number*100

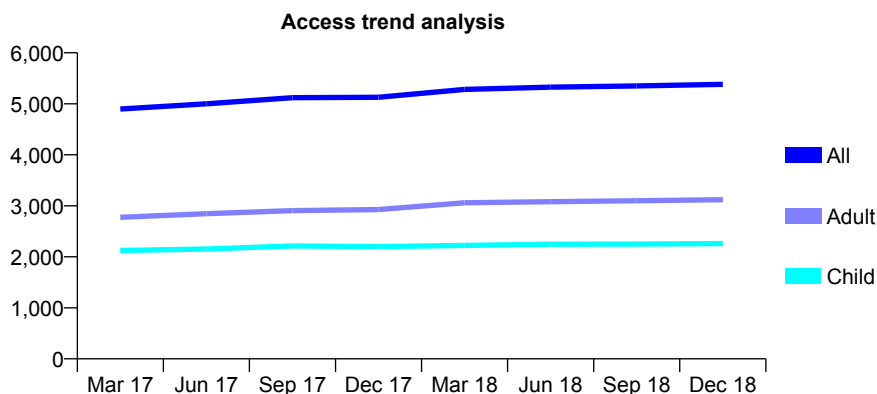
Q54 - Vital Signs At a Glance Contract Report for 804886/0002 - December 2018

Name or company name	Neachells Dental Clinic
Contract type name	GDS Contract
Purpose of contract	General
Contract start date	01/04/2006
Contract end date	

18/19 Contracted general activity (UDA)	18,497
Carry forward general activity (UDA)	564
18/19 Contracted orthodontic activity (UOA)	0
Carry forward orthodontic activity (UOA)	0
Baseline contract value	£485,886.21

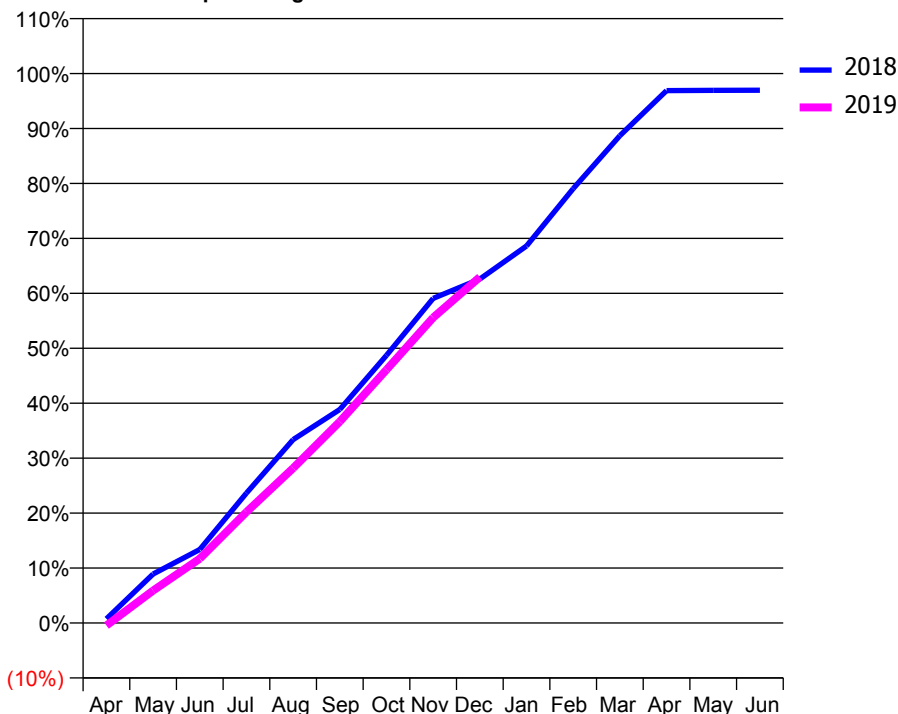
ACCESS*

Patients seen in 24 months	Total	Change since previous quarter
Quarter ending December 2017	5,129	
Quarter ending March 2018	5,283	↑
Quarter ending June 2018	5,327	→
Quarter ending September 2018	5,350	→
Quarter ending December 2018	5,381	→
Variance since December 2017	4.9%	↑



ACTIVITY

Cumulative percentage of contracted UDA delivered 2018 & 2019



Month	Adjusted Scheduled Activity (UDA)	
	2018	2019
April	141	-87
May	1,651	1,091
June	2,476	2,164
July	4,374	3,737
August	6,173	5,212
September	7,191	6,781
October	9,013	8,527
November	10,930	10,283
December	11,578	11,647
January	12,692	
February	14,624	
March	16,402	
April	17,922	
May	17,931	
June	17,932	

QUALITY

	Quantity	Base Number	Contract	AT	Region	England
% of FP17s for the same patient ID Re-attending within 3 months - Children	113	1,969	5.7%	9.9%	11.6%	11.8%
% of FP17s for the same patient ID Re-attending within 3 months - Adults	396	2,522	15.7%	14.7%	15.1%	15.6%
% of FP17s for the same patient ID Re-attending between 3 & 9 months - Children	925	1,969	47.0%	53.0%	59.9%	58.8%
% of FP17s for the same patient ID Re-attending between 3 & 9 months - Adults	996	2,522	39.5%	47.8%	52.0%	51.0%
% of FP17s for Band 1 Urgent Courses	374	4,196	8.9%	7.9%	8.0%	9.0%
% of FP17s Relating to Free Repair or Replacements	15	4,196	0.4%	0.7%	0.8%	0.8%
% of FP17s Relating to Continuations	79	4,196	1.9%	0.8%	0.9%	0.9%
% of Patients satisfied with the dentistry they have received	0	0	N/A	93.3%	93.6%	93.2%
% of Patients satisfied with the time they had to wait for an appointment	0	0	N/A	90.1%	88.6%	88.3%

* This is based on patients treated on this contract for their most recent course of treatment. Figures in italics indicate the base number of FP17s or Patient Questionnaire responses are less than 100. N/A is shown where the base number of responses is less than 10 during the period. % is calculated as Quantity/Base number*100

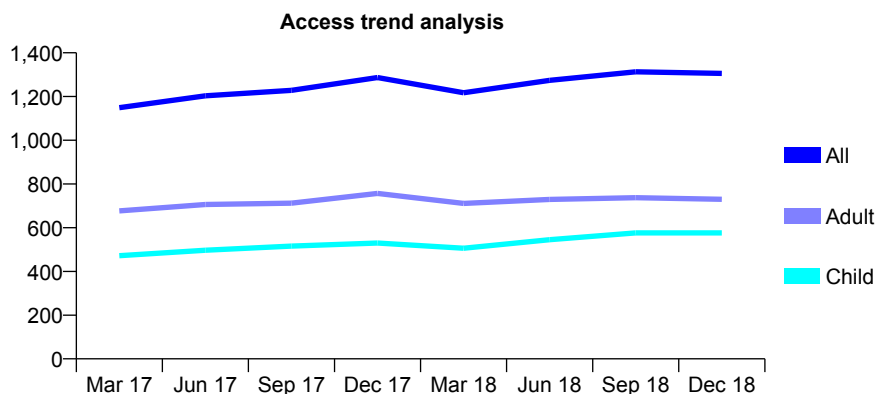
Q54 - Vital Signs At a Glance Contract Report for 812714/0001 - December 2018

Name or company name	A Kotadia & A Kotadia
Contract type name	GDS Contract
Purpose of contract	General
Contract start date	01/04/2006
Contract end date	

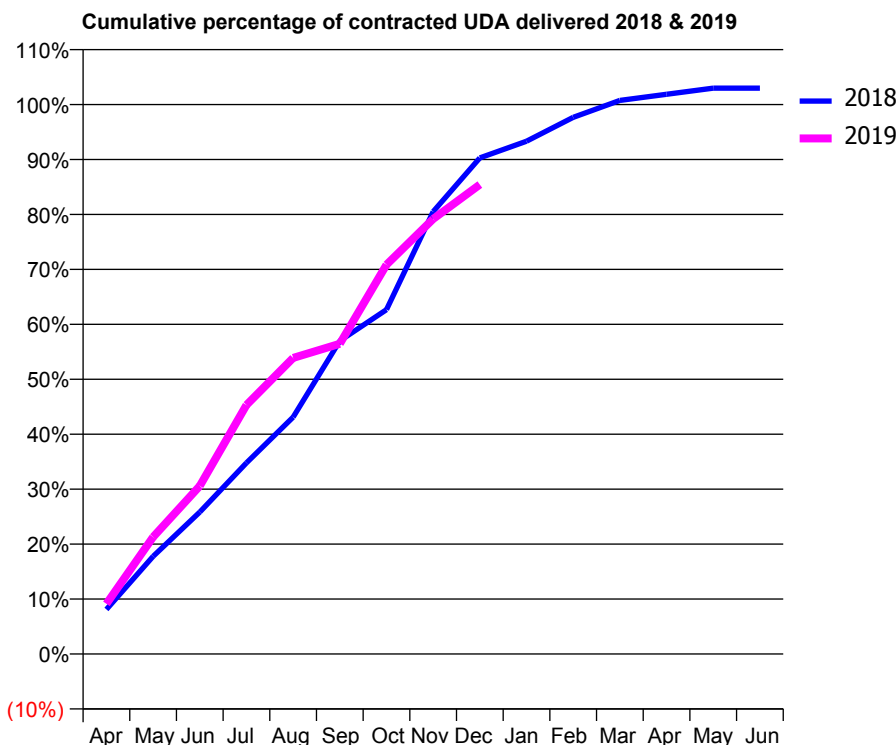
18/19 Contracted general activity (UDA)	2,151
Carry forward general activity (UDA)	-43
18/19 Contracted orthodontic activity (UOA)	0
Carry forward orthodontic activity (UOA)	0
Baseline contract value	£61,782.57

ACCESS*

Patients seen in 24 months	Total	Change since previous quarter
Quarter ending December 2017	1,287	
Quarter ending March 2018	1,217	↓
Quarter ending June 2018	1,274	↑
Quarter ending September 2018	1,313	↑
Quarter ending December 2018	1,306	→
Variance since December 2017	1.5%	→



ACTIVITY



Adjusted Scheduled Activity (UDA)		
Month	2018	2019
April	175	196
May	382	458
June	556	658
July	748	975
August	927	1,159
September	1,226	1,215
October	1,348	1,524
November	1,732	1,703
December	1,942	1,838
January	2,007	
February	2,101	
March	2,167	
April	2,191	
May	2,215	
June	2,215	

QUALITY

	Quantity	Base Number	Contract	AT	Region	England
% of FP17s for the same patient ID Re-attending within 3 months - Children	5	612	0.8%	9.9%	11.6%	11.8%
% of FP17s for the same patient ID Re-attending within 3 months - Adults	23	555	4.1%	14.7%	15.1%	15.6%
% of FP17s for the same patient ID Re-attending between 3 & 9 months - Children	270	612	44.1%	53.0%	59.9%	58.8%
% of FP17s for the same patient ID Re-attending between 3 & 9 months - Adults	197	555	35.5%	47.8%	52.0%	51.0%
% of FP17s for Band 1 Urgent Courses	23	1,101	2.1%	7.9%	8.0%	9.0%
% of FP17s Relating to Free Repair or Replacements	0	1,101	0.0%	0.7%	0.8%	0.8%
% of FP17s Relating to Continuations	3	1,101	0.3%	0.8%	0.9%	0.9%
% of Patients satisfied with the dentistry they have received	1	1	N/A	93.3%	93.6%	93.2%
% of Patients satisfied with the time they had to wait for an appointment	1	1	N/A	90.1%	88.6%	88.3%

* This is based on patients treated on this contract for their most recent course of treatment. Figures in italics indicate the base number of FP17s or Patient Questionnaire responses are less than 100. N/A is shown where the base number of responses is less than 10 during the period. % is calculated as Quantity/Base number*100

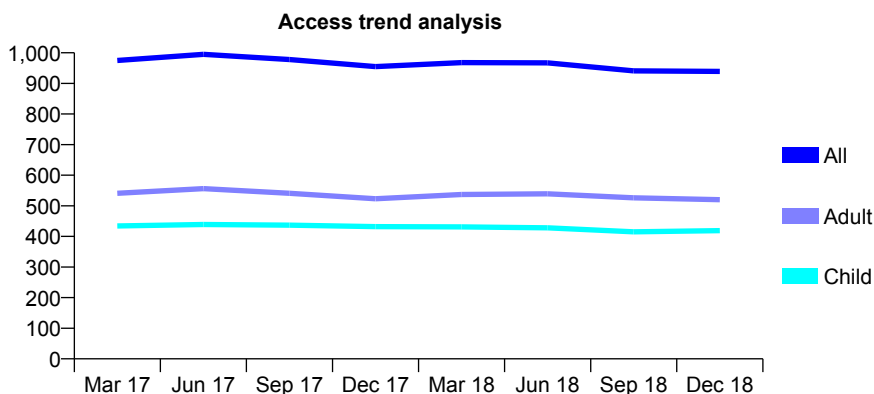
Q54 - Vital Signs At a Glance Contract Report for 813575/0001 - December 2018

Name or company name	MR AJ LUCKHURST
Contract type name	GDS Contract
Purpose of contract	General
Contract start date	01/04/2006
Contract end date	

18/19 Contracted general activity (UDA)	2,298
Carry forward general activity (UDA)	-45
18/19 Contracted orthodontic activity (UOA)	0
Carry forward orthodontic activity (UOA)	0
Baseline contract value	£55,281.57

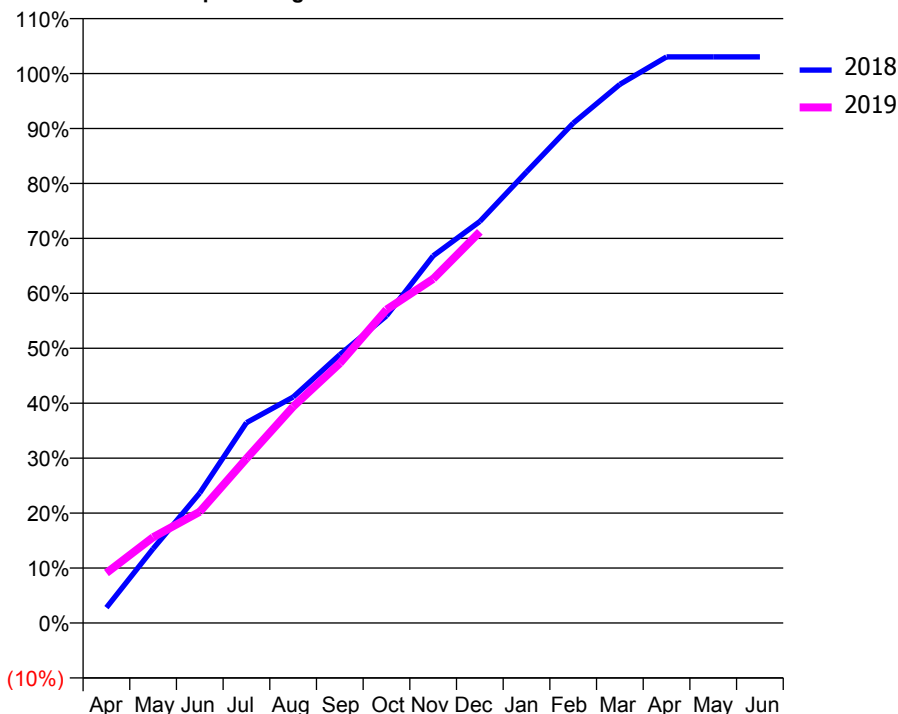
ACCESS*

Patients seen in 24 months	Total	Change since previous quarter
Quarter ending December 2017	955	
Quarter ending March 2018	968	→
Quarter ending June 2018	967	→
Quarter ending September 2018	941	↓
Quarter ending December 2018	939	→
Variance since December 2017	(1.7%)	↓



ACTIVITY

Cumulative percentage of contracted UDA delivered 2018 & 2019



Month	Adjusted Scheduled Activity (UDA)	
	2018	2019
April	64	210
May	311	359
June	544	465
July	838	688
August	945	905
September	1,122	1,086
October	1,284	1,311
November	1,535	1,439
December	1,680	1,636
January	1,886	
February	2,090	
March	2,253	
April	2,367	
May	2,367	
June	2,367	

QUALITY

	Quantity	Base Number	Contract	AT	Region	England
% of FP17s for the same patient ID Re-attending within 3 months - Children	23	472	4.9%	9.9%	11.6%	11.8%
% of FP17s for the same patient ID Re-attending within 3 months - Adults	70	503	13.9%	14.7%	15.1%	15.6%
% of FP17s for the same patient ID Re-attending between 3 & 9 months - Children	302	472	64.0%	53.0%	59.9%	58.8%
% of FP17s for the same patient ID Re-attending between 3 & 9 months - Adults	269	503	53.5%	47.8%	52.0%	51.0%
% of FP17s for Band 1 Urgent Courses	54	921	5.9%	7.9%	8.0%	9.0%
% of FP17s Relating to Free Repair or Replacements	1	921	0.1%	0.7%	0.8%	0.8%
% of FP17s Relating to Continuations	15	921	1.6%	0.8%	0.9%	0.9%
% of Patients satisfied with the dentistry they have received	0	0	N/A	93.3%	93.6%	93.2%
% of Patients satisfied with the time they had to wait for an appointment	0	0	N/A	90.1%	88.6%	88.3%

* This is based on patients treated on this contract for their most recent course of treatment. Figures in italics indicate the base number of FP17s or Patient Questionnaire responses are less than 100. N/A is shown where the base number of responses is less than 10 during the period. % is calculated as Quantity/Base number*100

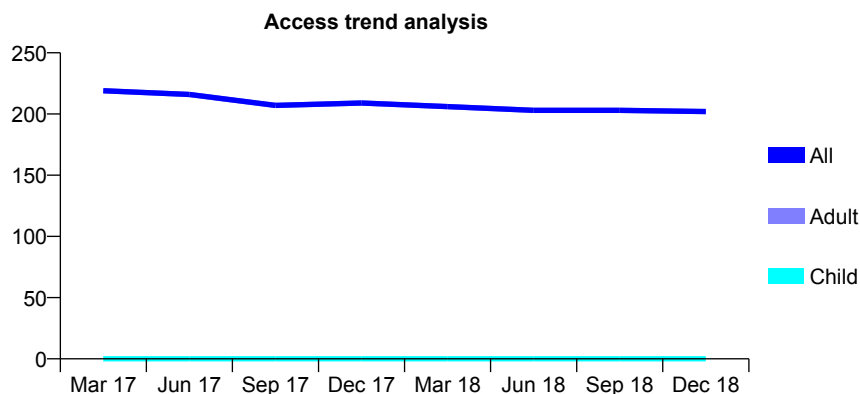
Q54 - Vital Signs At a Glance Contract Report for 820822/0002 - December 2018

Name or company name	MR GJ ALLEN
Contract type name	GDS Contract
Purpose of contract	General
Contract start date	01/04/2006
Contract end date	

18/19 Contracted general activity (UDA)	700
Carry forward general activity (UDA)	-10
18/19 Contracted orthodontic activity (UOA)	0
Carry forward orthodontic activity (UOA)	0
Baseline contract value	£18,725.13

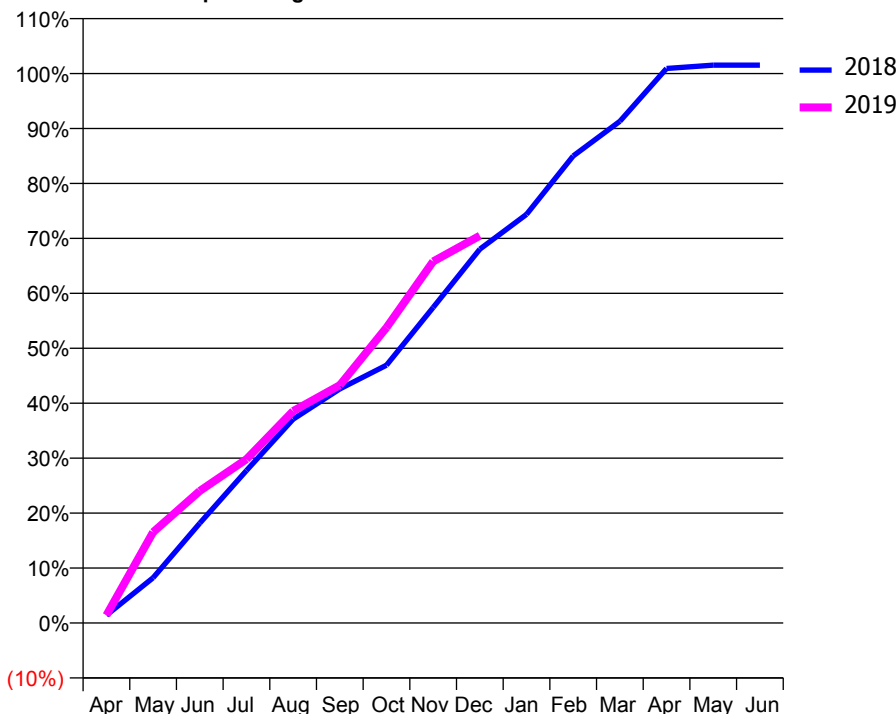
ACCESS*

Patients seen in 24 months	Total	Change since previous quarter
Quarter ending December 2017	209	
Quarter ending March 2018	206	↓
Quarter ending June 2018	203	↓
Quarter ending September 2018	203	→
Quarter ending December 2018	202	→
Variance since December 2017	(3.3%)	↓



ACTIVITY

Cumulative percentage of contracted UDA delivered 2018 & 2019



Month	Adjusted Scheduled Activity (UDA)	
	2018	2019
April	10	10
May	58	116
June	127	168
July	194	209
August	260	270
September	298	303
October	328	376
November	402	461
December	476	493
January	521	
February	595	
March	639	
April	706	
May	711	
June	711	

QUALITY

	Quantity	Base Number	Contract	AT	Region	England
% of FP17s for the same patient ID Re-attending within 3 months - Children	0	0	N/A	9.9%	11.6%	11.8%
% of FP17s for the same patient ID Re-attending within 3 months - Adults	31	226	13.7%	14.7%	15.1%	15.6%
% of FP17s for the same patient ID Re-attending between 3 & 9 months - Children	0	0	N/A	53.0%	59.9%	58.8%
% of FP17s for the same patient ID Re-attending between 3 & 9 months - Adults	123	226	54.4%	47.8%	52.0%	51.0%
% of FP17s for Band 1 Urgent Courses	22	200	11.0%	7.9%	8.0%	9.0%
% of FP17s Relating to Free Repair or Replacements	6	200	3.0%	0.7%	0.8%	0.8%
% of FP17s Relating to Continuations	1	200	0.5%	0.8%	0.9%	0.9%
% of Patients satisfied with the dentistry they have received	3	3	N/A	93.3%	93.6%	93.2%
% of Patients satisfied with the time they had to wait for an appointment	3	3	N/A	90.1%	88.6%	88.3%

* This is based on patients treated on this contract for their most recent course of treatment. Figures in italics indicate the base number of FP17s or Patient Questionnaire responses are less than 100. N/A is shown where the base number of responses is less than 10 during the period. % is calculated as Quantity/Base number*100

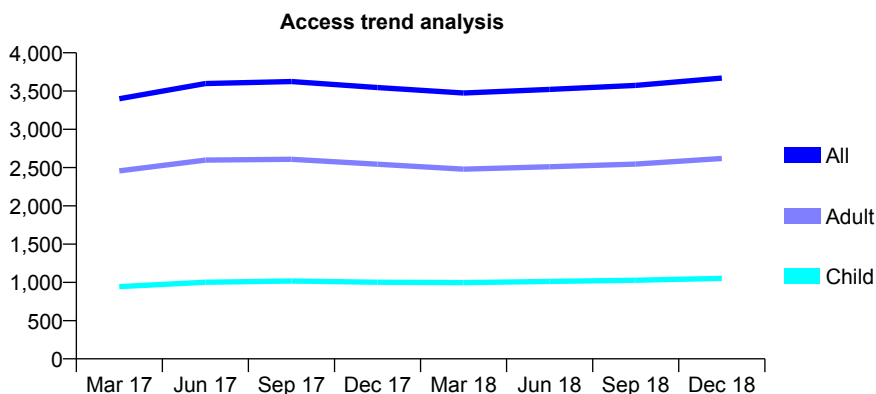
Q54 - Vital Signs At a Glance Contract Report for 822205/0001 - December 2018

Name or company name	Henry Road Dental Practice
Contract type name	GDS Contract
Purpose of contract	General
Contract start date	01/04/2006
Contract end date	

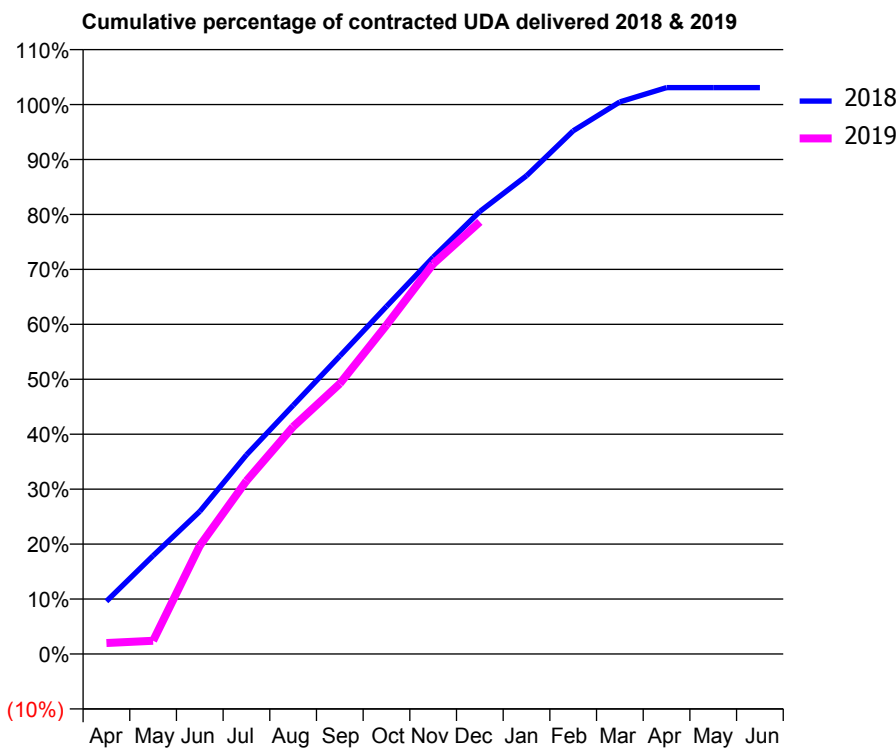
18/19 Contracted general activity (UDA)	12,097
Carry forward general activity (UDA)	-193
18/19 Contracted orthodontic activity (UOA)	0
Carry forward orthodontic activity (UOA)	0
Baseline contract value	£339,287.30

ACCESS*

Patients seen in 24 months	Total	Change since previous quarter
Quarter ending December 2017	3,546	
Quarter ending March 2018	3,475	↓
Quarter ending June 2018	3,521	→
Quarter ending September 2018	3,574	→
Quarter ending December 2018	3,670	↑
Variance since December 2017	3.5%	↑



ACTIVITY



Month	Adjusted Scheduled Activity (UDA)	
	2018	2019
April	929	241
May	1,732	292
June	2,512	2,384
July	3,507	3,811
August	4,378	5,004
September	5,248	5,951
October	6,121	7,239
November	6,988	8,587
December	7,793	9,511
January	8,423	
February	9,214	
March	9,724	
April	9,976	
May	9,976	
June	9,976	

QUALITY

	Quantity	Base Number	Contract	AT	Region	England
% of FP17s for the same patient ID Re-attending within 3 months - Children	76	949	8.0%	9.9%	11.6%	11.8%
% of FP17s for the same patient ID Re-attending within 3 months - Adults	277	2,181	12.7%	14.7%	15.1%	15.6%
% of FP17s for the same patient ID Re-attending between 3 & 9 months - Children	359	949	37.8%	53.0%	59.9%	58.8%
% of FP17s for the same patient ID Re-attending between 3 & 9 months - Adults	718	2,181	32.9%	47.8%	52.0%	51.0%
% of FP17s for Band 1 Urgent Courses	227	3,033	7.5%	7.9%	8.0%	9.0%
% of FP17s Relating to Free Repair or Replacements	14	3,033	0.5%	0.7%	0.8%	0.8%
% of FP17s Relating to Continuations	24	3,033	0.8%	0.8%	0.9%	0.9%
% of Patients satisfied with the dentistry they have received	0	0	N/A	93.3%	93.6%	93.2%
% of Patients satisfied with the time they had to wait for an appointment	0	0	N/A	90.1%	88.6%	88.3%

* This is based on patients treated on this contract for their most recent course of treatment. Figures in italics indicate the base number of FP17s or Patient Questionnaire responses are less than 100. N/A is shown where the base number of responses is less than 10 during the period. % is calculated as Quantity/Base number*100

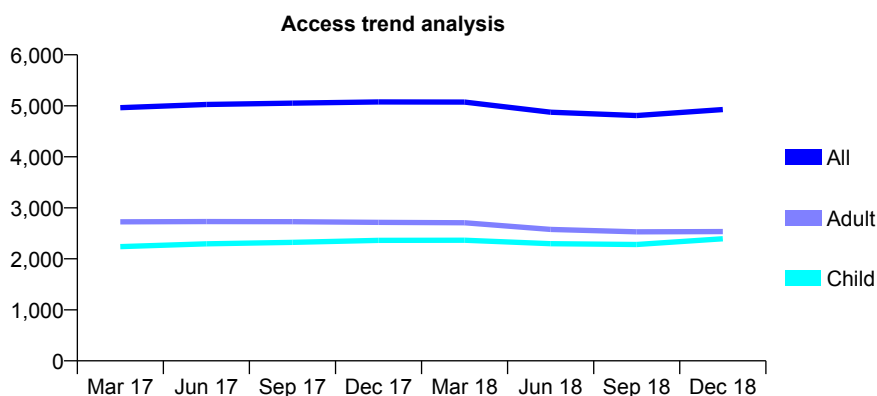
Q54 - Vital Signs At a Glance Contract Report for 824399/0002 - December 2018

Name or company name	MR J SINGH
Contract type name	GDS Contract
Purpose of contract	General
Contract start date	01/04/2006
Contract end date	

18/19 Contracted general activity (UDA)	15,789
Carry forward general activity (UDA)	-257
18/19 Contracted orthodontic activity (UOA)	0
Carry forward orthodontic activity (UOA)	0
Baseline contract value	£402,533.99

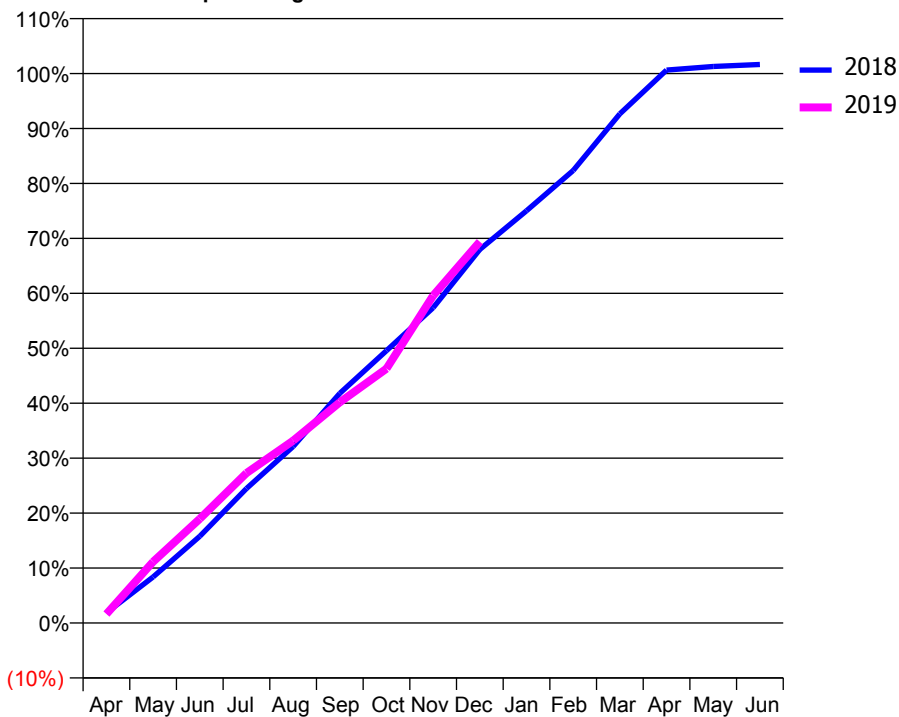
ACCESS*

Patients seen in 24 months	Total	Change since previous quarter
Quarter ending December 2017	5,077	
Quarter ending March 2018	5,072	→
Quarter ending June 2018	4,874	↓
Quarter ending September 2018	4,810	↓
Quarter ending December 2018	4,928	↑
Variance since December 2017	(2.9%)	↓



ACTIVITY

Cumulative percentage of contracted UDA delivered 2018 & 2019



Month	Adjusted Scheduled Activity (UDA)	
	2018	2019
April	295	257
May	1,324	1,759
June	2,492	2,994
July	3,862	4,308
August	5,071	5,241
September	6,601	6,343
October	7,827	7,309
November	9,059	9,408
December	10,732	10,954
January	11,843	
February	13,002	
March	14,632	
April	15,887	
May	15,992	
June	16,047	

QUALITY

	Quantity	Base Number	Contract	AT	Region	England
% of FP17s for the same patient ID Re-attending within 3 months - Children	92	2,411	3.8%	9.9%	11.6%	11.8%
% of FP17s for the same patient ID Re-attending within 3 months - Adults	226	2,078	10.9%	14.7%	15.1%	15.6%
% of FP17s for the same patient ID Re-attending between 3 & 9 months - Children	1,088	2,411	45.1%	53.0%	59.9%	58.8%
% of FP17s for the same patient ID Re-attending between 3 & 9 months - Adults	888	2,078	42.7%	47.8%	52.0%	51.0%
% of FP17s for Band 1 Urgent Courses	127	3,955	3.2%	7.9%	8.0%	9.0%
% of FP17s Relating to Free Repair or Replacements	1	3,955	0.0%	0.7%	0.8%	0.8%
% of FP17s Relating to Continuations	32	3,955	0.8%	0.8%	0.9%	0.9%
% of Patients satisfied with the dentistry they have received	3	4	N/A	93.3%	93.6%	93.2%
% of Patients satisfied with the time they had to wait for an appointment	3	4	N/A	90.1%	88.6%	88.3%

* This is based on patients treated on this contract for their most recent course of treatment. Figures in italics indicate the base number of FP17s or Patient Questionnaire responses are less than 100. N/A is shown where the base number of responses is less than 10 during the period. % is calculated as Quantity/Base number*100

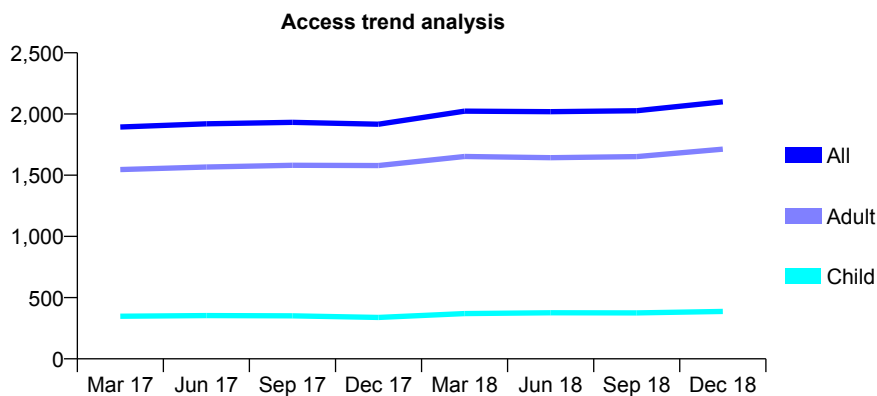
Q54 - Vital Signs At a Glance Contract Report for 825743/0001 - December 2018

Name or company name	MRS A SHARMA
Contract type name	GDS Contract
Purpose of contract	General
Contract start date	01/04/2006
Contract end date	

18/19 Contracted general activity (UDA)	6,723
Carry forward general activity (UDA)	-134
18/19 Contracted orthodontic activity (UOA)	0
Carry forward orthodontic activity (UOA)	0
Baseline contract value	£166,448.27

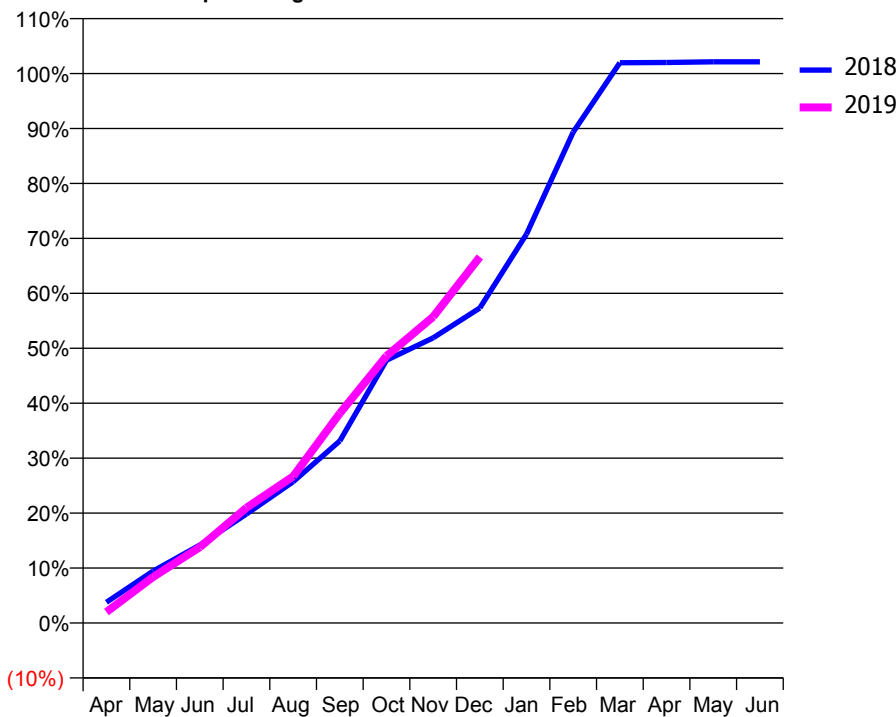
ACCESS*

Patients seen in 24 months	Total	Change since previous quarter
Quarter ending December 2017	1,917	
Quarter ending March 2018	2,023	↑
Quarter ending June 2018	2,019	→
Quarter ending September 2018	2,027	→
Quarter ending December 2018	2,100	↑
Variance since December 2017	9.5%	↑



ACTIVITY

Cumulative percentage of contracted UDA delivered 2018 & 2019



Month	Adjusted Scheduled Activity (UDA)	
	2018	2019
April	253	134
May	636	564
June	954	927
July	1,334	1,410
August	1,729	1,794
September	2,227	2,565
October	3,215	3,267
November	3,489	3,747
December	3,854	4,479
January	4,759	
February	6,006	
March	6,855	
April	6,857	
May	6,866	
June	6,866	

QUALITY

	Quantity	Base Number	Contract	AT	Region	England
% of FP17s for the same patient ID Re-attending within 3 months - Children	24	457	5.3%	9.9%	11.6%	11.8%
% of FP17s for the same patient ID Re-attending within 3 months - Adults	111	1,733	6.4%	14.7%	15.1%	15.6%
% of FP17s for the same patient ID Re-attending between 3 & 9 months - Children	283	457	61.9%	53.0%	59.9%	58.8%
% of FP17s for the same patient ID Re-attending between 3 & 9 months - Adults	1,114	1,733	64.3%	47.8%	52.0%	51.0%
% of FP17s for Band 1 Urgent Courses	18	1,572	1.1%	7.9%	8.0%	9.0%
% of FP17s Relating to Free Repair or Replacements	1	1,572	0.1%	0.7%	0.8%	0.8%
% of FP17s Relating to Continuations	2	1,572	0.1%	0.8%	0.9%	0.9%
% of Patients satisfied with the dentistry they have received	2	2	N/A	93.3%	93.6%	93.2%
% of Patients satisfied with the time they had to wait for an appointment	2	2	N/A	90.1%	88.6%	88.3%

* This is based on patients treated on this contract for their most recent course of treatment. Figures in italics indicate the base number of FP17s or Patient Questionnaire responses are less than 100. N/A is shown where the base number of responses is less than 10 during the period. % is calculated as Quantity/Base number*100

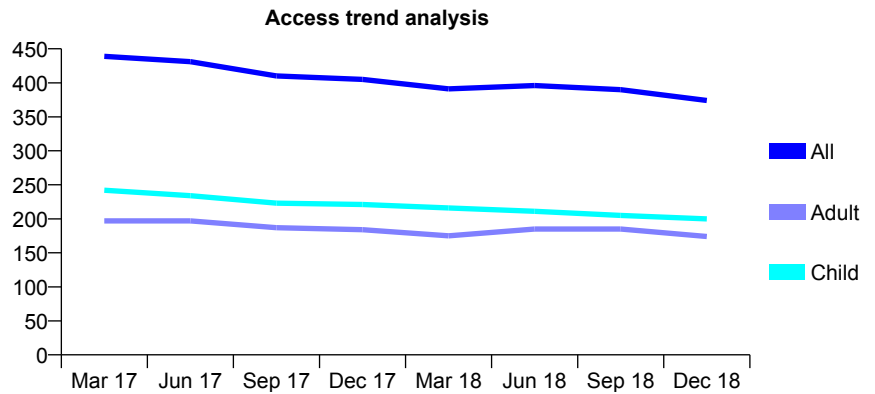
Q54 - Vital Signs At a Glance Contract Report for 826774/0001 - December 2018

Name or company name	MR PJ READY
Contract type name	GDS Contract
Purpose of contract	General
Contract start date	01/04/2006
Contract end date	

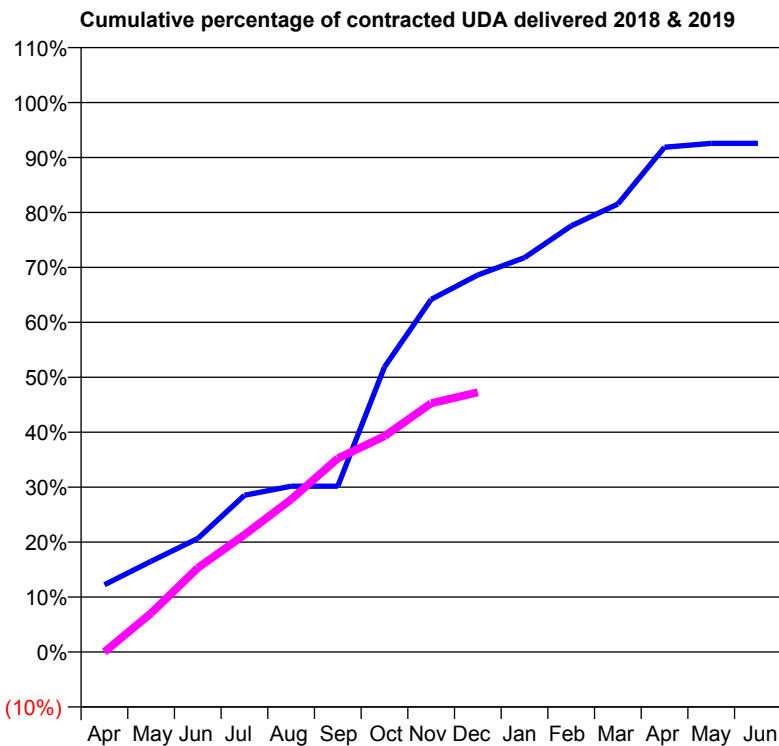
18/19 Contracted general activity (UDA)	2,236
Carry forward general activity (UDA)	0
18/19 Contracted orthodontic activity (UOA)	0
Carry forward orthodontic activity (UOA)	0
Baseline contract value	£53,973.16

ACCESS*

Patients seen in 24 months	Total	Change since previous quarter
Quarter ending December 2017	405	
Quarter ending March 2018	391	↓
Quarter ending June 2018	396	→
Quarter ending September 2018	390	↓
Quarter ending December 2018	374	↓
Variance since December 2017	(7.7%)	↓



ACTIVITY



Adjusted Scheduled Activity (UDA)		
Month	2018	2019
April	274	0
May	369	158
June	462	342
July	638	477
August	675	621
September	675	788
October	1,160	878
November	1,435	1,012
December	1,534	1,057
January	1,605	
February	1,734	
March	1,823	
April	2,054	
May	2,070	
June	2,070	

QUALITY

	Quantity	Base Number	Contract	AT	Region	England
% of FP17s for the same patient ID Re-attending within 3 months - Children	29	269	10.8%	9.9%	11.6%	11.8%
% of FP17s for the same patient ID Re-attending within 3 months - Adults	17	152	11.2%	14.7%	15.1%	15.6%
% of FP17s for the same patient ID Re-attending between 3 & 9 months - Children	183	269	68.0%	53.0%	59.9%	58.8%
% of FP17s for the same patient ID Re-attending between 3 & 9 months - Adults	100	152	65.8%	47.8%	52.0%	51.0%
% of FP17s for Band 1 Urgent Courses	0	341	0.0%	7.9%	8.0%	9.0%
% of FP17s Relating to Free Repair or Replacements	1	341	0.3%	0.7%	0.8%	0.8%
% of FP17s Relating to Continuations	0	341	0.0%	0.8%	0.9%	0.9%
% of Patients satisfied with the dentistry they have received	0	0	N/A	93.3%	93.6%	93.2%
% of Patients satisfied with the time they had to wait for an appointment	0	0	N/A	90.1%	88.6%	88.3%

* This is based on patients treated on this contract for their most recent course of treatment. Figures in italics indicate the base number of FP17s or Patient Questionnaire responses are less than 100. N/A is shown where the base number of responses is less than 10 during the period. % is calculated as Quantity/Base number*100

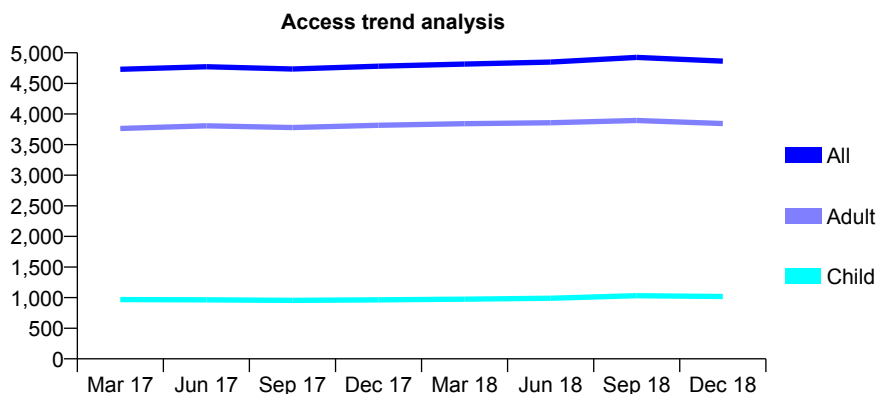
Q54 - Vital Signs At a Glance Contract Report for 827223/0001 - December 2018

Name or company name	MR DC O'SULLIVAN
Contract type name	GDS Contract
Purpose of contract	General
Contract start date	01/04/2006
Contract end date	

18/19 Contracted general activity (UDA)	10,941
Carry forward general activity (UDA)	-197
18/19 Contracted orthodontic activity (UOA)	0
Carry forward orthodontic activity (UOA)	0
Baseline contract value	£233,620.98

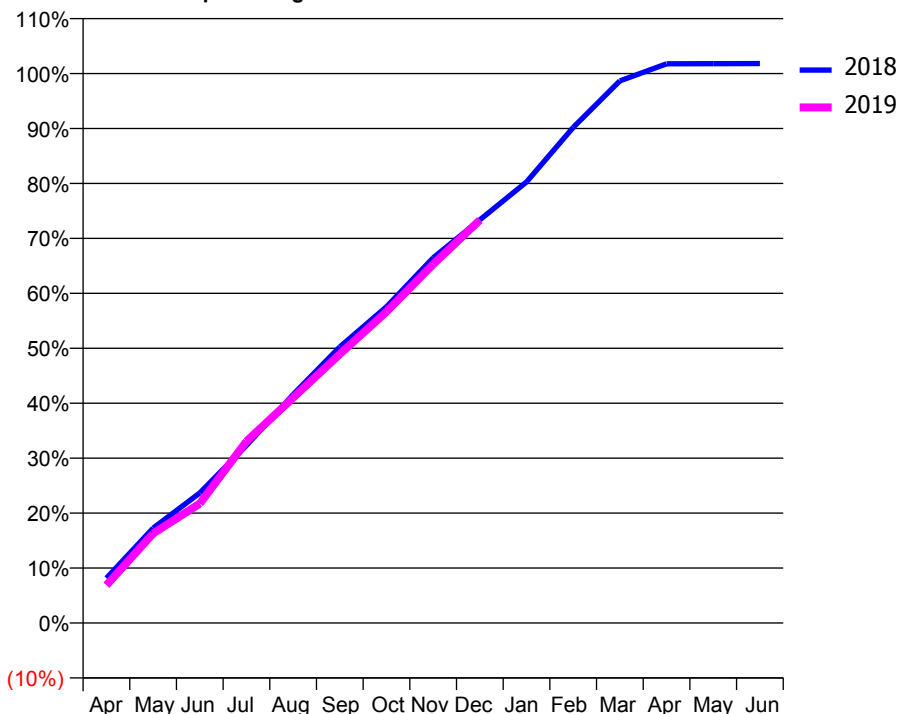
ACCESS*

Patients seen in 24 months	Total	Change since previous quarter
Quarter ending December 2017	4,780	
Quarter ending March 2018	4,816	→
Quarter ending June 2018	4,849	→
Quarter ending September 2018	4,925	→
Quarter ending December 2018	4,864	↓
Variance since December 2017	1.8%	→



ACTIVITY

Cumulative percentage of contracted UDA delivered 2018 & 2019



Month	Adjusted Scheduled Activity (UDA)	
	2018	2019
April	893	752
May	1,888	1,783
June	2,591	2,379
July	3,535	3,618
August	4,548	4,486
September	5,498	5,355
October	6,296	6,199
November	7,271	7,144
December	8,027	8,023
January	8,781	
February	9,867	
March	10,794	
April	11,134	
May	11,137	
June	11,138	

QUALITY

	Quantity	Base Number	Contract	AT	Region	England
% of FP17s for the same patient ID Re-attending within 3 months - Children	26	998	2.6%	9.9%	11.6%	11.8%
% of FP17s for the same patient ID Re-attending within 3 months - Adults	287	2,906	9.9%	14.7%	15.1%	15.6%
% of FP17s for the same patient ID Re-attending between 3 & 9 months - Children	598	998	59.9%	53.0%	59.9%	58.8%
% of FP17s for the same patient ID Re-attending between 3 & 9 months - Adults	705	2,906	24.3%	47.8%	52.0%	51.0%
% of FP17s for Band 1 Urgent Courses	327	3,777	8.7%	7.9%	8.0%	9.0%
% of FP17s Relating to Free Repair or Replacements	12	3,777	0.3%	0.7%	0.8%	0.8%
% of FP17s Relating to Continuations	44	3,777	1.2%	0.8%	0.9%	0.9%
% of Patients satisfied with the dentistry they have received	3	3	N/A	93.3%	93.6%	93.2%
% of Patients satisfied with the time they had to wait for an appointment	3	3	N/A	90.1%	88.6%	88.3%

* This is based on patients treated on this contract for their most recent course of treatment. Figures in italics indicate the base number of FP17s or Patient Questionnaire responses are less than 100. N/A is shown where the base number of responses is less than 10 during the period. % is calculated as Quantity/Base number*100

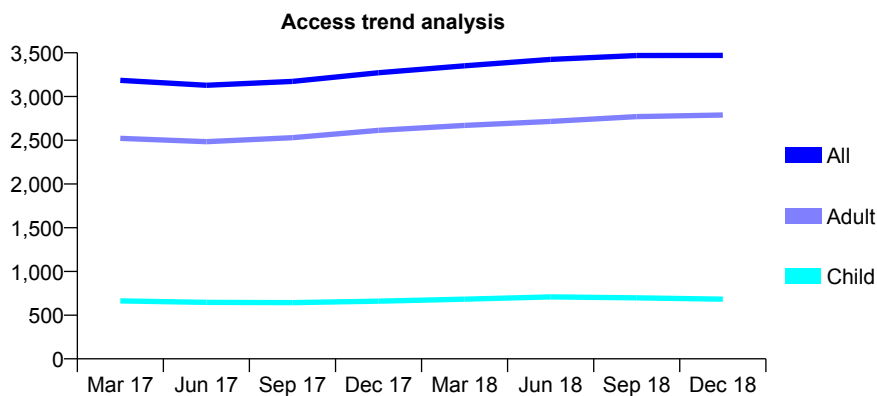
Q54 - Vital Signs At a Glance Contract Report for 833584/0001 - December 2018

Name or company name	MR A KAPNISIS
Contract type name	GDS Contract
Purpose of contract	General
Contract start date	01/04/2006
Contract end date	

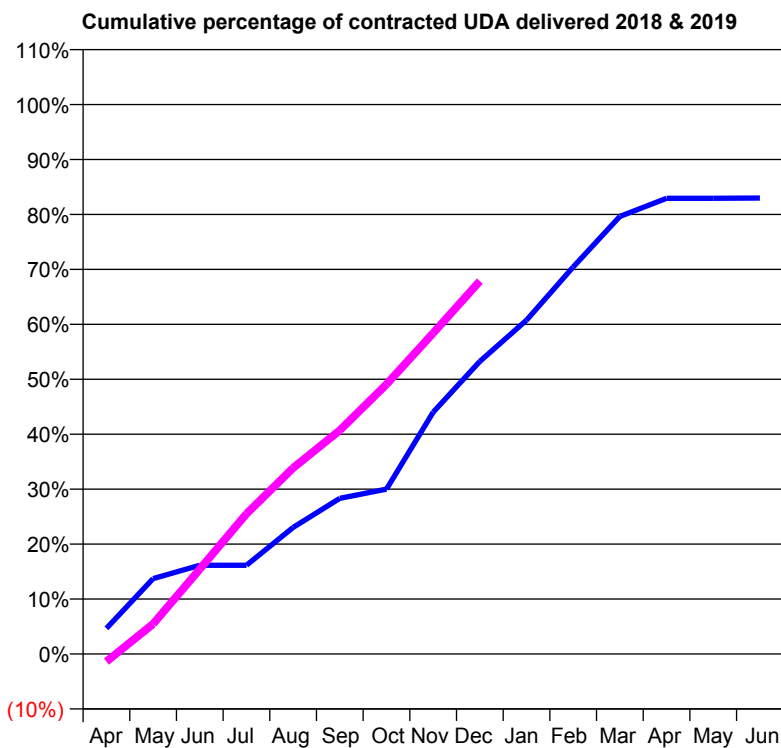
18/19 Contracted general activity (UDA)	8,492
Carry forward general activity (UDA)	625
18/19 Contracted orthodontic activity (UOA)	0
Carry forward orthodontic activity (UOA)	0
Baseline contract value	£280,728.55

ACCESS*

Patients seen in 24 months	Total	Change since previous quarter
Quarter ending December 2017	3,272	
Quarter ending March 2018	3,351	↑
Quarter ending June 2018	3,424	↑
Quarter ending September 2018	3,469	→
Quarter ending December 2018	3,470	→
Variance since December 2017	6.1%	↑



ACTIVITY



Adjusted Scheduled Activity (UDA)		
Month	2018	2019
April	397	-118
May	1,165	465
June	1,371	1,312
July	1,371	2,167
August	1,957	2,877
September	2,406	3,457
October	2,548	4,168
November	3,737	4,960
December	4,522	5,763
January	5,159	
February	5,982	
March	6,763	
April	7,042	
May	7,044	
June	7,047	

QUALITY

	Quantity	Base Number	Contract	AT	Region	England
% of FP17s for the same patient ID Re-attending within 3 months - Children	40	836	4.8%	9.9%	11.6%	11.8%
% of FP17s for the same patient ID Re-attending within 3 months - Adults	441	2,868	15.4%	14.7%	15.1%	15.6%
% of FP17s for the same patient ID Re-attending between 3 & 9 months - Children	506	836	60.5%	53.0%	59.9%	58.8%
% of FP17s for the same patient ID Re-attending between 3 & 9 months - Adults	1,001	2,868	34.9%	47.8%	52.0%	51.0%
% of FP17s for Band 1 Urgent Courses	204	3,533	5.8%	7.9%	8.0%	9.0%
% of FP17s Relating to Free Repair or Replacements	26	3,533	0.7%	0.7%	0.8%	0.8%
% of FP17s Relating to Continuations	80	3,533	2.3%	0.8%	0.9%	0.9%
% of Patients satisfied with the dentistry they have received	0	0	N/A	93.3%	93.6%	93.2%
% of Patients satisfied with the time they had to wait for an appointment	0	0	N/A	90.1%	88.6%	88.3%

* This is based on patients treated on this contract for their most recent course of treatment. Figures in italics indicate the base number of FP17s or Patient Questionnaire responses are less than 100. N/A is shown where the base number of responses is less than 10 during the period. % is calculated as Quantity/Base number*100

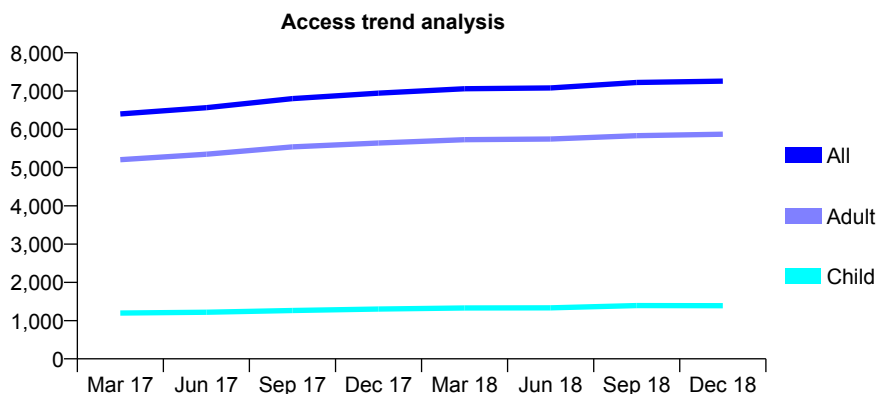
Q54 - Vital Signs At a Glance Contract Report for 835811/0002 - December 2018

Name or company name	Aulak & Corbett Partnership
Contract type name	GDS Contract
Purpose of contract	General
Contract start date	01/10/2015
Contract end date	

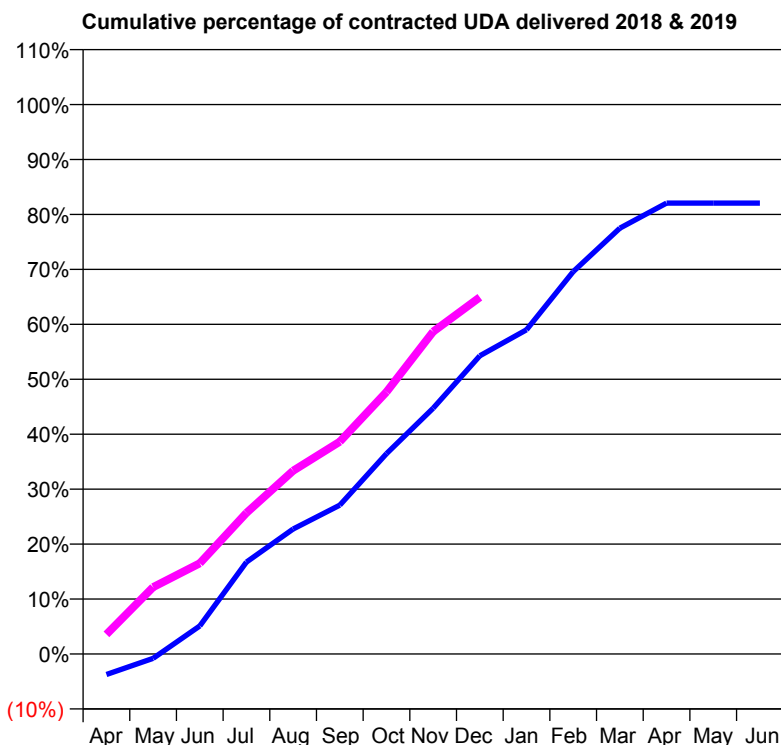
18/19 Contracted general activity (UDA)	26,834
Carry forward general activity (UDA)	0
18/19 Contracted orthodontic activity (UOA)	0
Carry forward orthodontic activity (UOA)	0
Baseline contract value	£733,838.14

ACCESS*

Patients seen in 24 months	Total	Change since previous quarter
Quarter ending December 2017	6,945	
Quarter ending March 2018	7,061	→
Quarter ending June 2018	7,081	→
Quarter ending September 2018	7,225	↑
Quarter ending December 2018	7,261	→
Variance since December 2017	4.6%	↑



ACTIVITY



Month	Adjusted Scheduled Activity (UDA)	
	2018	2019
April	-1,006	962
May	-219	3,269
June	1,370	4,433
July	4,488	6,895
August	6,107	8,951
September	7,268	10,369
October	9,782	12,801
November	12,006	15,741
December	14,560	17,421
January	15,836	
February	18,672	
March	20,792	
April	22,018	
May	22,019	
June	22,020	

QUALITY

	Quantity	Base Number	Contract	AT	Region	England
% of FP17s for the same patient ID Re-attending within 3 months - Children	82	1,510	5.4%	9.9%	11.6%	11.8%
% of FP17s for the same patient ID Re-attending within 3 months - Adults	809	6,399	12.6%	14.7%	15.1%	15.6%
% of FP17s for the same patient ID Re-attending between 3 & 9 months - Children	877	1,510	58.1%	53.0%	59.9%	58.8%
% of FP17s for the same patient ID Re-attending between 3 & 9 months - Adults	3,804	6,399	59.4%	47.8%	52.0%	51.0%
% of FP17s for Band 1 Urgent Courses	241	7,472	3.2%	7.9%	8.0%	9.0%
% of FP17s Relating to Free Repair or Replacements	48	7,472	0.6%	0.7%	0.8%	0.8%
% of FP17s Relating to Continuations	184	7,472	2.5%	0.8%	0.9%	0.9%
% of Patients satisfied with the dentistry they have received	2	2	N/A	93.3%	93.6%	93.2%
% of Patients satisfied with the time they had to wait for an appointment	2	2	N/A	90.1%	88.6%	88.3%

* This is based on patients treated on this contract for their most recent course of treatment. Figures in italics indicate the base number of FP17s or Patient Questionnaire responses are less than 100. N/A is shown where the base number of responses is less than 10 during the period. % is calculated as Quantity/Base number*100

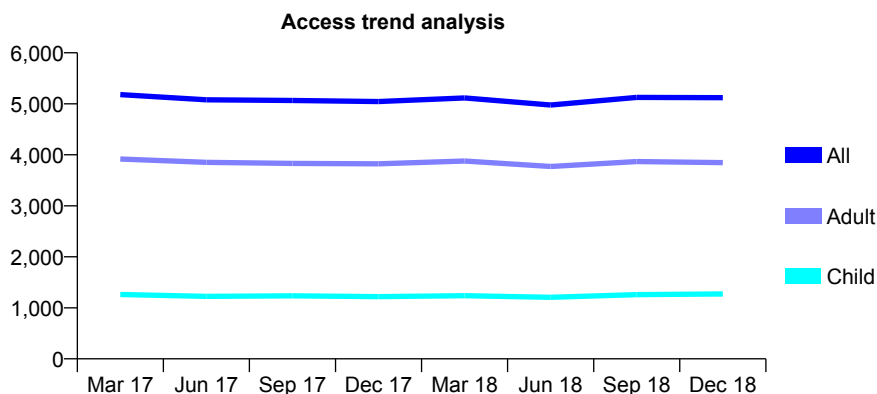
Q54 - Vital Signs At a Glance Contract Report for 847739/0001 - December 2018

Name or company name	MR E MOORE
Contract type name	GDS Contract
Purpose of contract	General
Contract start date	01/04/2006
Contract end date	

18/19 Contracted general activity (UDA)	16,341
Carry forward general activity (UDA)	-93
18/19 Contracted orthodontic activity (UOA)	0
Carry forward orthodontic activity (UOA)	0
Baseline contract value	£444,011.58

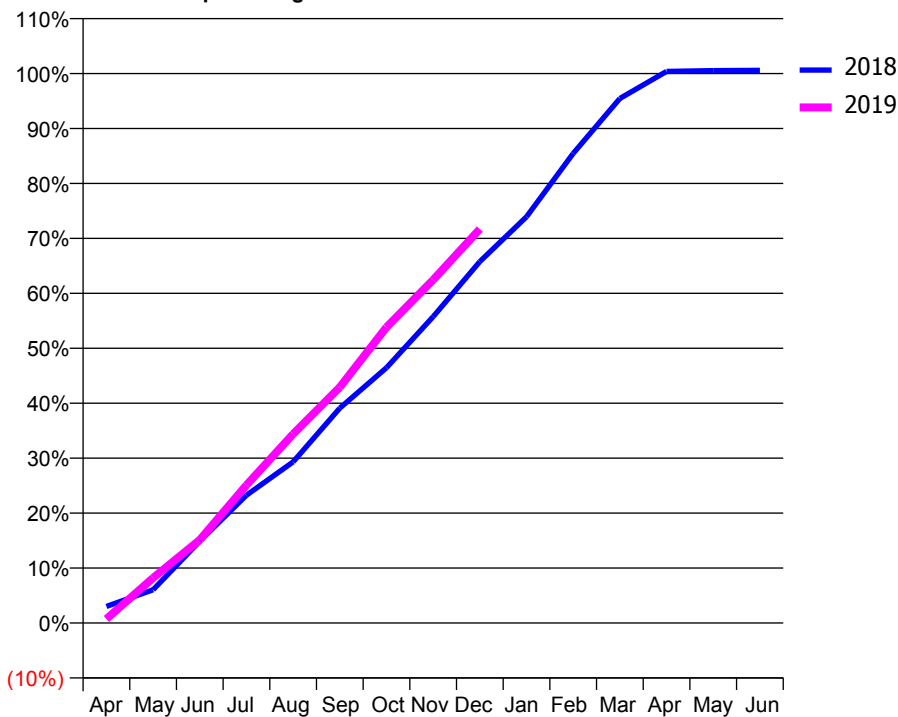
ACCESS*

Patients seen in 24 months	Total	Change since previous quarter
Quarter ending December 2017	5,044	
Quarter ending March 2018	5,115	→
Quarter ending June 2018	4,977	↓
Quarter ending September 2018	5,126	↑
Quarter ending December 2018	5,119	→
Variance since December 2017	1.5%	→



ACTIVITY

Cumulative percentage of contracted UDA delivered 2018 & 2019



Month	Adjusted Scheduled Activity (UDA)	
	2018	2019
April	494	120
May	990	1,343
June	2,432	2,474
July	3,803	4,103
August	4,793	5,622
September	6,391	7,014
October	7,590	8,799
November	9,109	10,207
December	10,747	11,716
January	12,082	
February	13,962	
March	15,600	
April	16,401	
May	16,429	
June	16,435	

QUALITY

	Quantity	Base Number	Contract	AT	Region	England
% of FP17s for the same patient ID Re-attending within 3 months - Children	111	1,199	9.3%	9.9%	11.6%	11.8%
% of FP17s for the same patient ID Re-attending within 3 months - Adults	669	3,699	18.1%	14.7%	15.1%	15.6%
% of FP17s for the same patient ID Re-attending between 3 & 9 months - Children	498	1,199	41.5%	53.0%	59.9%	58.8%
% of FP17s for the same patient ID Re-attending between 3 & 9 months - Adults	1,752	3,699	47.4%	47.8%	52.0%	51.0%
% of FP17s for Band 1 Urgent Courses	584	4,621	12.6%	7.9%	8.0%	9.0%
% of FP17s Relating to Free Repair or Replacements	19	4,621	0.4%	0.7%	0.8%	0.8%
% of FP17s Relating to Continuations	59	4,621	1.3%	0.8%	0.9%	0.9%
% of Patients satisfied with the dentistry they have received	0	0	N/A	93.3%	93.6%	93.2%
% of Patients satisfied with the time they had to wait for an appointment	0	0	N/A	90.1%	88.6%	88.3%

* This is based on patients treated on this contract for their most recent course of treatment. Figures in italics indicate the base number of FP17s or Patient Questionnaire responses are less than 100. N/A is shown where the base number of responses is less than 10 during the period. % is calculated as Quantity/Base number*100

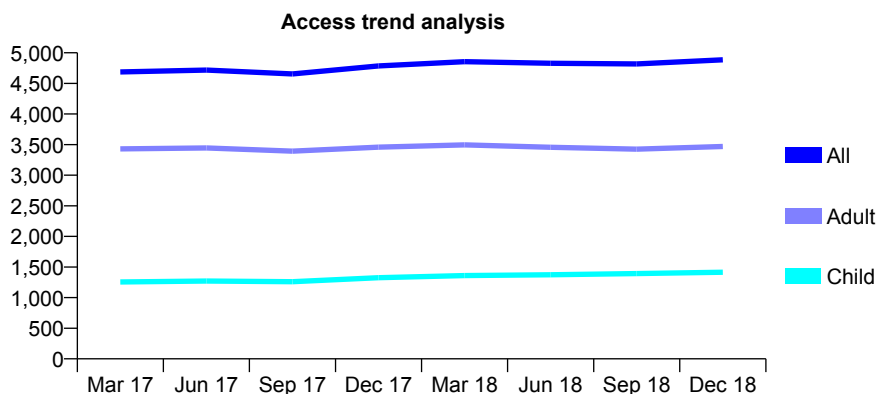
Q54 - Vital Signs At a Glance Contract Report for 848115/0002 - December 2018

Name or company name	MR P PARSOTAM
Contract type name	GDS Contract
Purpose of contract	General
Contract start date	01/04/2013
Contract end date	

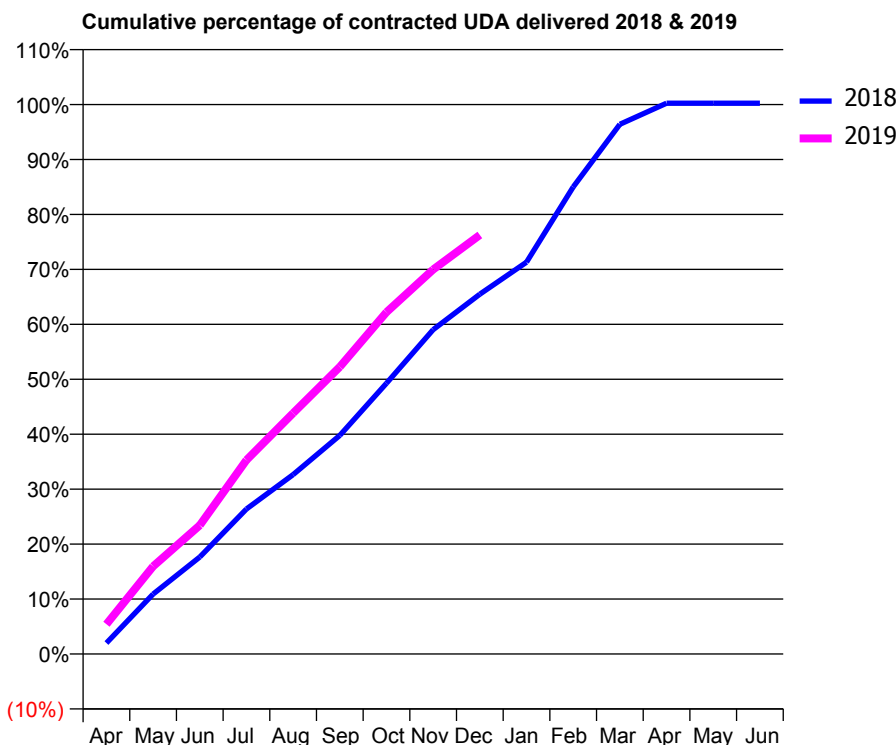
18/19 Contracted general activity (UDA)	14,734
Carry forward general activity (UDA)	-34
18/19 Contracted orthodontic activity (UOA)	0
Carry forward orthodontic activity (UOA)	0
Baseline contract value	£378,168.10

ACCESS*

Patients seen in 24 months	Total	Change since previous quarter
Quarter ending December 2017	4,785	
Quarter ending March 2018	4,855	→
Quarter ending June 2018	4,830	→
Quarter ending September 2018	4,819	→
Quarter ending December 2018	4,885	→
Variance since December 2017	2.1%	↑



ACTIVITY



Month	Adjusted Scheduled Activity (UDA)	
	2018	2019
April	296	800
May	1,606	2,350
June	2,600	3,452
July	3,889	5,202
August	4,809	6,458
September	5,863	7,699
October	7,259	9,165
November	8,697	10,311
December	9,648	11,235
January	10,507	
February	12,525	
March	14,202	
April	14,767	
May	14,768	
June	14,768	

QUALITY

	Quantity	Base Number	Contract	AT	Region	England
% of FP17s for the same patient ID Re-attending within 3 months - Children	97	1,477	6.6%	9.9%	11.6%	11.8%
% of FP17s for the same patient ID Re-attending within 3 months - Adults	467	3,573	13.1%	14.7%	15.1%	15.6%
% of FP17s for the same patient ID Re-attending between 3 & 9 months - Children	898	1,477	60.8%	53.0%	59.9%	58.8%
% of FP17s for the same patient ID Re-attending between 3 & 9 months - Adults	2,056	3,573	57.5%	47.8%	52.0%	51.0%
% of FP17s for Band 1 Urgent Courses	200	4,321	4.6%	7.9%	8.0%	9.0%
% of FP17s Relating to Free Repair or Replacements	35	4,321	0.8%	0.7%	0.8%	0.8%
% of FP17s Relating to Continuations	106	4,321	2.5%	0.8%	0.9%	0.9%
% of Patients satisfied with the dentistry they have received	4	4	N/A	93.3%	93.6%	93.2%
% of Patients satisfied with the time they had to wait for an appointment	4	4	N/A	90.1%	88.6%	88.3%

* This is based on patients treated on this contract for their most recent course of treatment. Figures in italics indicate the base number of FP17s or Patient Questionnaire responses are less than 100. N/A is shown where the base number of responses is less than 10 during the period. % is calculated as Quantity/Base number*100

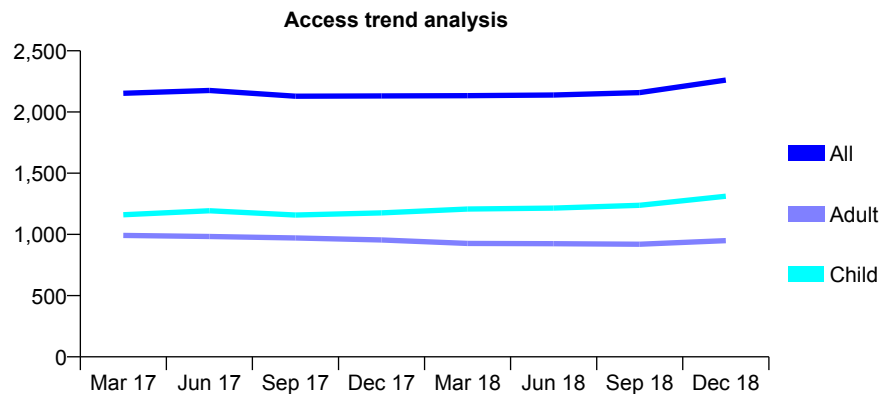
Q54 - Vital Signs At a Glance Contract Report for 849022/0001 - December 2018

Name or company name	MR FL MOHAMED
Contract type name	GDS Contract
Purpose of contract	General
Contract start date	01/04/2006
Contract end date	

18/19 Contracted general activity (UDA)	6,092
Carry forward general activity (UDA)	19
18/19 Contracted orthodontic activity (UOA)	0
Carry forward orthodontic activity (UOA)	0
Baseline contract value	£193,914.55

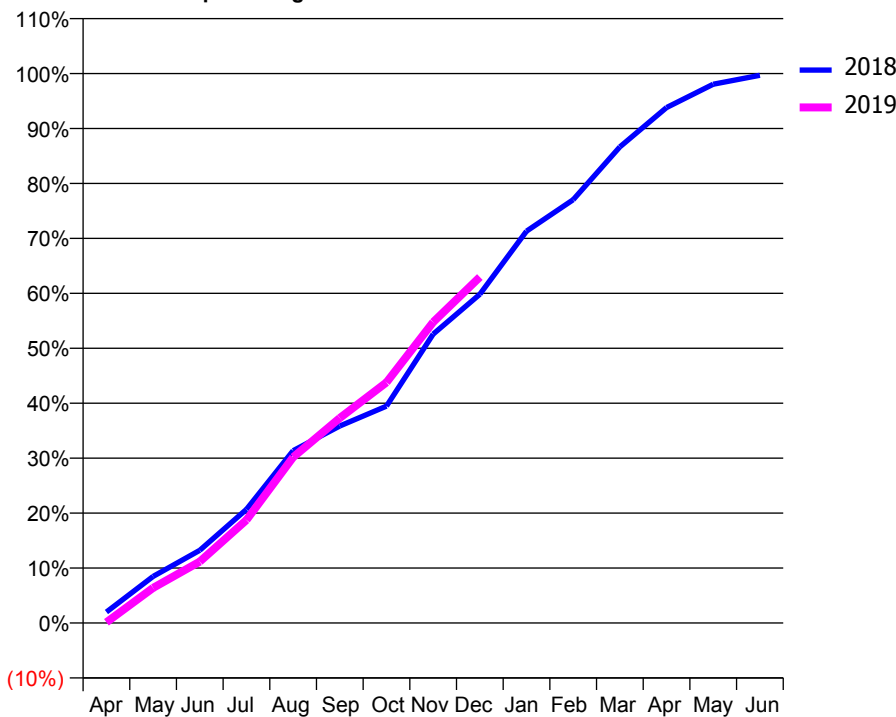
ACCESS*

Patients seen in 24 months	Total	Change since previous quarter
Quarter ending December 2017	2,131	
Quarter ending March 2018	2,133	→
Quarter ending June 2018	2,139	→
Quarter ending September 2018	2,158	→
Quarter ending December 2018	2,261	↑
Variance since December 2017	6.1%	↑



ACTIVITY

Cumulative percentage of contracted UDA delivered 2018 & 2019



Adjusted Scheduled Activity (UDA)		
Month	2018	2019
April	122	8
May	517	389
June	806	681
July	1,261	1,143
August	1,911	1,838
September	2,184	2,273
October	2,404	2,668
November	3,202	3,335
December	3,644	3,836
January	4,345	
February	4,693	
March	5,279	
April	5,715	
May	5,974	
June	6,073	

QUALITY

	Quantity	Base Number	Contract	AT	Region	England
% of FP17s for the same patient ID Re-attending within 3 months - Children	62	970	6.4%	9.9%	11.6%	11.8%
% of FP17s for the same patient ID Re-attending within 3 months - Adults	86	620	13.9%	14.7%	15.1%	15.6%
% of FP17s for the same patient ID Re-attending between 3 & 9 months - Children	298	970	30.7%	53.0%	59.9%	58.8%
% of FP17s for the same patient ID Re-attending between 3 & 9 months - Adults	133	620	21.5%	47.8%	52.0%	51.0%
% of FP17s for Band 1 Urgent Courses	135	1,373	9.8%	7.9%	8.0%	9.0%
% of FP17s Relating to Free Repair or Replacements	0	1,373	0.0%	0.7%	0.8%	0.8%
% of FP17s Relating to Continuations	3	1,373	0.2%	0.8%	0.9%	0.9%
% of Patients satisfied with the dentistry they have received	1	1	N/A	93.3%	93.6%	93.2%
% of Patients satisfied with the time they had to wait for an appointment	1	1	N/A	90.1%	88.6%	88.3%

* This is based on patients treated on this contract for their most recent course of treatment. Figures in italics indicate the base number of FP17s or Patient Questionnaire responses are less than 100. N/A is shown where the base number of responses is less than 10 during the period. % is calculated as Quantity/Base number*100

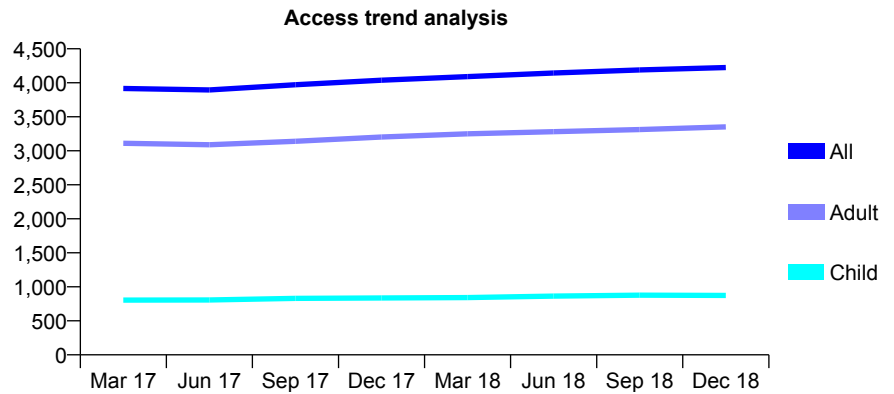
Q54 - Vital Signs At a Glance Contract Report for 853720/0001 - December 2018

Name or company name	MR LY CHEN
Contract type name	GDS Contract
Purpose of contract	General
Contract start date	01/04/2006
Contract end date	

18/19 Contracted general activity (UDA)	14,000
Carry forward general activity (UDA)	347
18/19 Contracted orthodontic activity (UOA)	0
Carry forward orthodontic activity (UOA)	0
Baseline contract value	£341,188.99

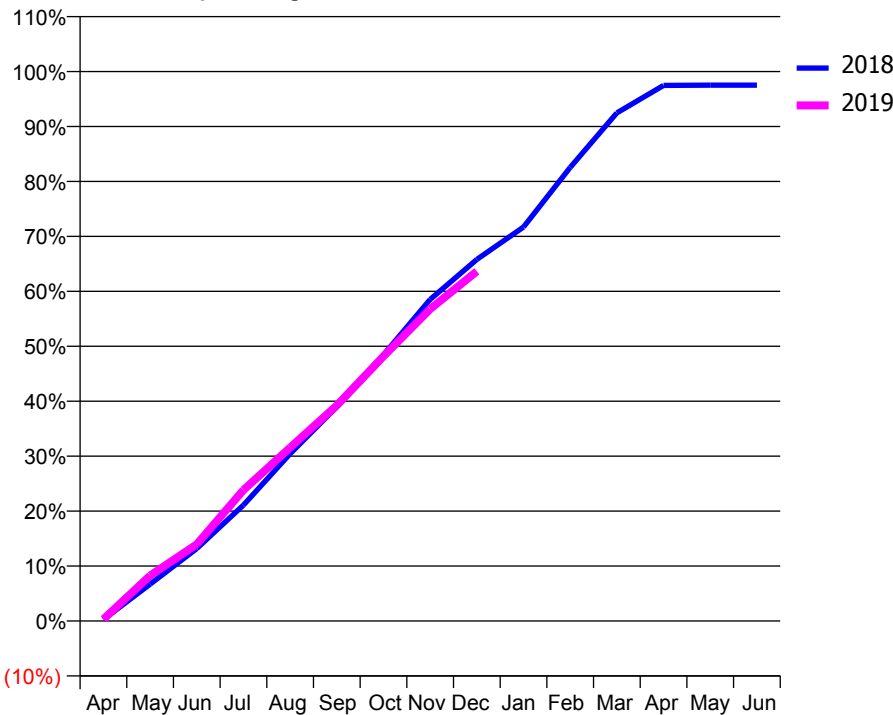
ACCESS*

Patients seen in 24 months	Total	Change since previous quarter
Quarter ending December 2017	4,039	
Quarter ending March 2018	4,092	→
Quarter ending June 2018	4,144	→
Quarter ending September 2018	4,190	→
Quarter ending December 2018	4,225	→
Variance since December 2017	4.6%	↑



ACTIVITY

Cumulative percentage of contracted UDA delivered 2018 & 2019



Month	Adjusted Scheduled Activity (UDA)	
	2018	2019
April	41	47
May	939	1,157
June	1,845	1,955
July	2,954	3,338
August	4,261	4,418
September	5,458	5,493
October	6,782	6,747
November	8,192	7,947
December	9,213	8,908
January	10,038	
February	11,556	
March	12,945	
April	13,646	
May	13,652	
June	13,652	

QUALITY

	Quantity	Base Number	Contract	AT	Region	England
% of FP17s for the same patient ID Re-attending within 3 months - Children	71	772	9.2%	9.9%	11.6%	11.8%
% of FP17s for the same patient ID Re-attending within 3 months - Adults	346	3,000	11.5%	14.7%	15.1%	15.6%
% of FP17s for the same patient ID Re-attending between 3 & 9 months - Children	304	772	39.4%	53.0%	59.9%	58.8%
% of FP17s for the same patient ID Re-attending between 3 & 9 months - Adults	1,445	3,000	48.2%	47.8%	52.0%	51.0%
% of FP17s for Band 1 Urgent Courses	275	3,542	7.8%	7.9%	8.0%	9.0%
% of FP17s Relating to Free Repair or Replacements	24	3,542	0.7%	0.7%	0.8%	0.8%
% of FP17s Relating to Continuations	9	3,542	0.3%	0.8%	0.9%	0.9%
% of Patients satisfied with the dentistry they have received	2	2	N/A	93.3%	93.6%	93.2%
% of Patients satisfied with the time they had to wait for an appointment	2	2	N/A	90.1%	88.6%	88.3%

* This is based on patients treated on this contract for their most recent course of treatment. Figures in italics indicate the base number of FP17s or Patient Questionnaire responses are less than 100. N/A is shown where the base number of responses is less than 10 during the period. % is calculated as Quantity/Base number*100

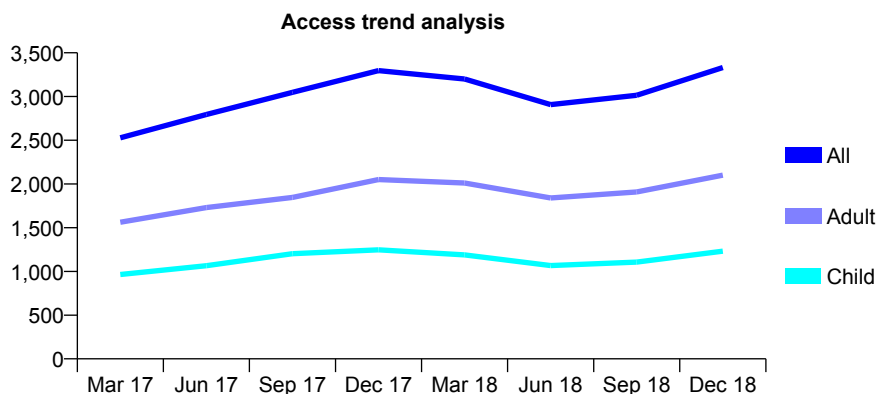
Q54 - Vital Signs At a Glance Contract Report for 854115/0001 - December 2018

Name or company name	MISS N DHALIWAL
Contract type name	GDS Contract
Purpose of contract	General
Contract start date	01/04/2006
Contract end date	

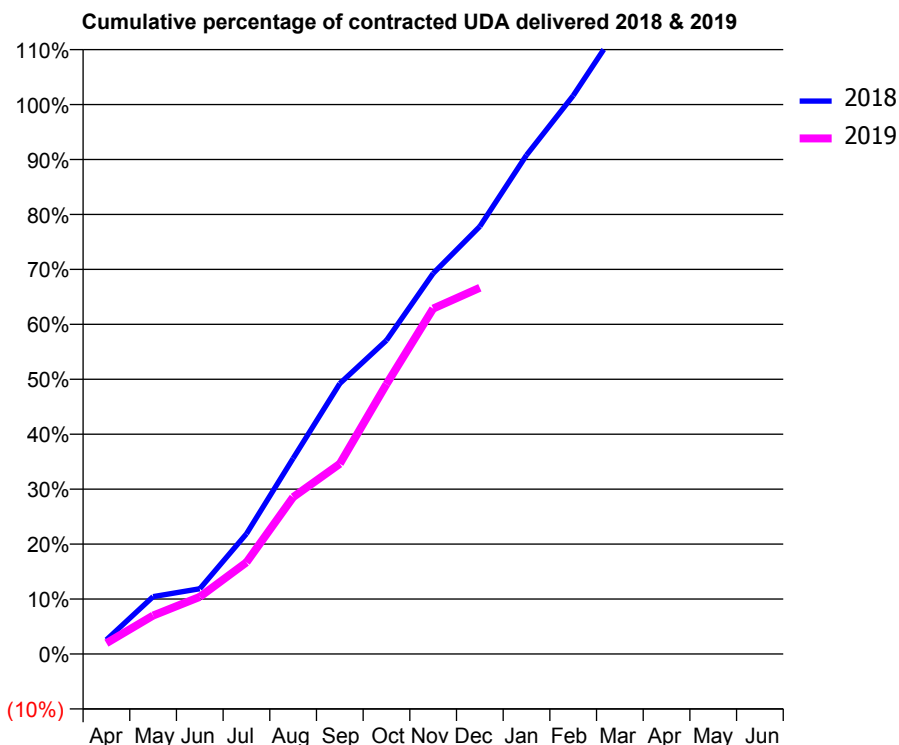
18/19 Contracted general activity (UDA)	9,418
Carry forward general activity (UDA)	0
18/19 Contracted orthodontic activity (UOA)	0
Carry forward orthodontic activity (UOA)	0
Baseline contract value	£267,243.55

ACCESS*

Patients seen in 24 months	Total	Change since previous quarter
Quarter ending December 2017	3,296	
Quarter ending March 2018	3,200	↓
Quarter ending June 2018	2,907	↓
Quarter ending September 2018	3,014	↑
Quarter ending December 2018	3,332	↑
Variance since December 2017	1.1%	→



ACTIVITY



Adjusted Scheduled Activity (UDA)		
Month	2018	2019
April	244	186
May	983	659
June	1,118	980
July	2,061	1,571
August	3,355	2,689
September	4,636	3,261
October	5,376	4,624
November	6,524	5,921
December	7,329	6,277
January	8,551	
February	9,570	
March	10,776	
April	11,185	
May	11,185	
June	11,185	

QUALITY

	Quantity	Base Number	Contract	AT	Region	England
% of FP17s for the same patient ID Re-attending within 3 months - Children	45	1,117	4.0%	9.9%	11.6%	11.8%
% of FP17s for the same patient ID Re-attending within 3 months - Adults	127	1,314	9.7%	14.7%	15.1%	15.6%
% of FP17s for the same patient ID Re-attending between 3 & 9 months - Children	454	1,117	40.6%	53.0%	59.9%	58.8%
% of FP17s for the same patient ID Re-attending between 3 & 9 months - Adults	405	1,314	30.8%	47.8%	52.0%	51.0%
% of FP17s for Band 1 Urgent Courses	81	2,316	3.5%	7.9%	8.0%	9.0%
% of FP17s Relating to Free Repair or Replacements	10	2,316	0.4%	0.7%	0.8%	0.8%
% of FP17s Relating to Continuations	41	2,316	1.8%	0.8%	0.9%	0.9%
% of Patients satisfied with the dentistry they have received	2	2	N/A	93.3%	93.6%	93.2%
% of Patients satisfied with the time they had to wait for an appointment	1	2	N/A	90.1%	88.6%	88.3%

* This is based on patients treated on this contract for their most recent course of treatment. Figures in italics indicate the base number of FP17s or Patient Questionnaire responses are less than 100. N/A is shown where the base number of responses is less than 10 during the period. % is calculated as Quantity/Base number*100

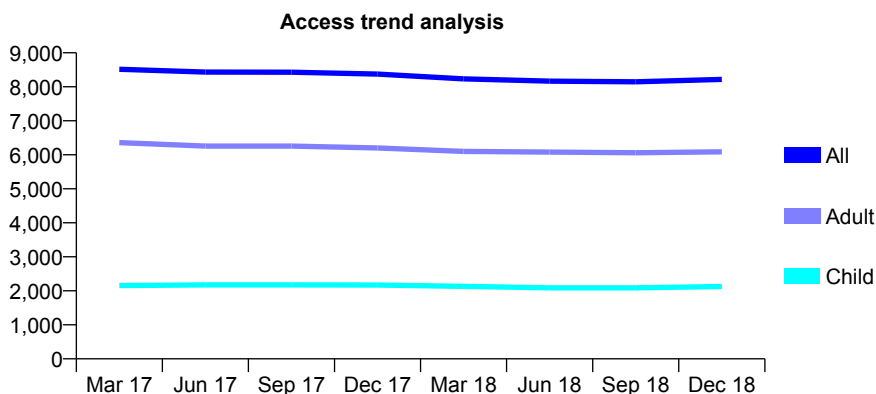
Q54 - Vital Signs At a Glance Contract Report for 854255/0001 - December 2018

Name or company name	MR M DHANDA
Contract type name	GDS Contract
Purpose of contract	General
Contract start date	01/04/2006
Contract end date	

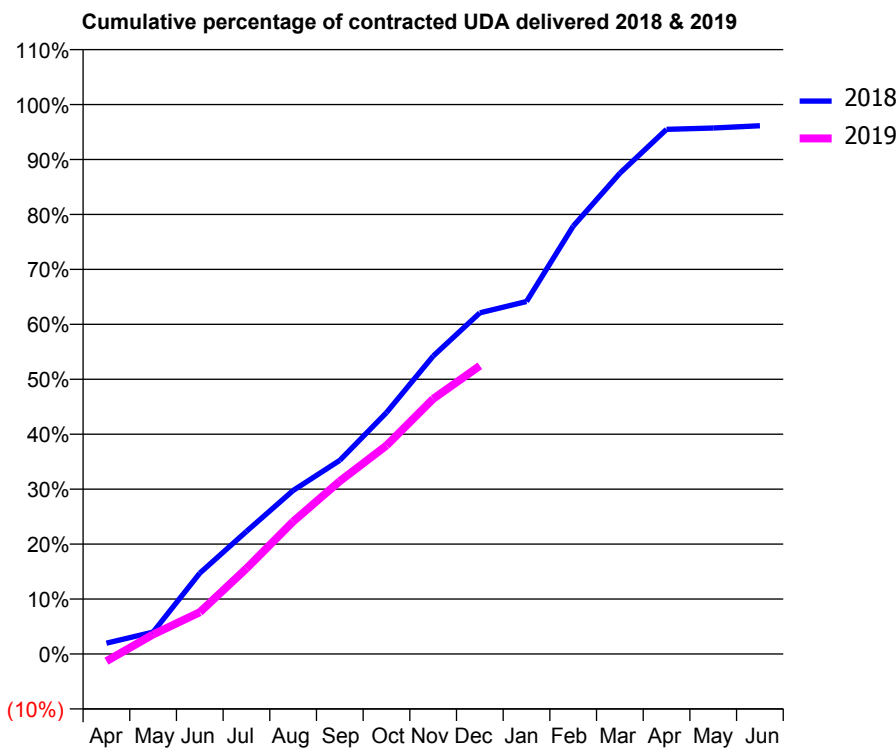
18/19 Contracted general activity (UDA)	22,559
Carry forward general activity (UDA)	872
18/19 Contracted orthodontic activity (UOA)	0
Carry forward orthodontic activity (UOA)	0
Baseline contract value	£548,529.26

ACCESS*

Patients seen in 24 months	Total	Change since previous quarter
Quarter ending December 2017	8,374	
Quarter ending March 2018	8,233	↓
Quarter ending June 2018	8,166	→
Quarter ending September 2018	8,146	→
Quarter ending December 2018	8,216	→
Variance since December 2017	(1.9%)	↓



ACTIVITY



Month	Adjusted Scheduled Activity (UDA)	
	2018	2019
April	445	-296
May	900	805
June	3,321	1,715
July	5,031	3,511
August	6,715	5,439
September	7,953	7,100
October	9,910	8,557
November	12,232	10,476
December	14,007	11,835
January	14,471	
February	17,566	
March	19,737	
April	21,542	
May	21,594	
June	21,687	

QUALITY

	Quantity	Base Number	Contract	AT	Region	England
% of FP17s for the same patient ID Re-attending within 3 months - Children	96	1,868	5.1%	9.9%	11.6%	11.8%
% of FP17s for the same patient ID Re-attending within 3 months - Adults	415	4,865	8.5%	14.7%	15.1%	15.6%
% of FP17s for the same patient ID Re-attending between 3 & 9 months - Children	923	1,868	49.4%	53.0%	59.9%	58.8%
% of FP17s for the same patient ID Re-attending between 3 & 9 months - Adults	2,405	4,865	49.4%	47.8%	52.0%	51.0%
% of FP17s for Band 1 Urgent Courses	263	5,718	4.6%	7.9%	8.0%	9.0%
% of FP17s Relating to Free Repair or Replacements	23	5,718	0.4%	0.7%	0.8%	0.8%
% of FP17s Relating to Continuations	15	5,718	0.3%	0.8%	0.9%	0.9%
% of Patients satisfied with the dentistry they have received	4	4	N/A	93.3%	93.6%	93.2%
% of Patients satisfied with the time they had to wait for an appointment	4	4	N/A	90.1%	88.6%	88.3%

* This is based on patients treated on this contract for their most recent course of treatment. Figures in italics indicate the base number of FP17s or Patient Questionnaire responses are less than 100. N/A is shown where the base number of responses is less than 10 during the period. % is calculated as Quantity/Base number*100

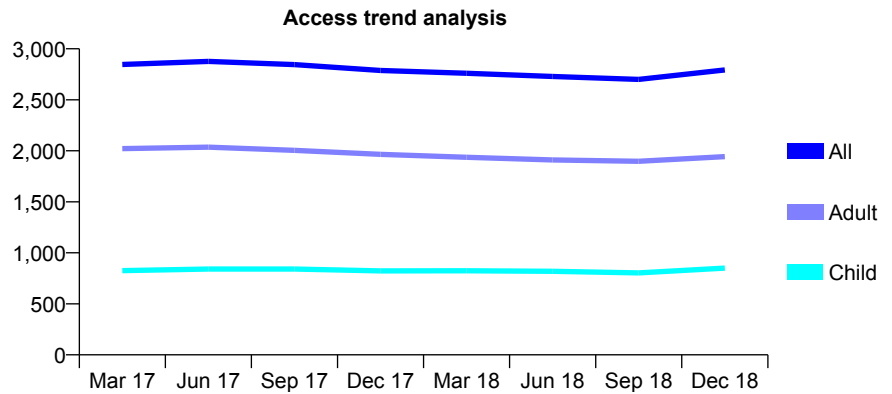
Q54 - Vital Signs At a Glance Contract Report for 857866/0002 - December 2018

Name or company name	Kingsurst Dental Surgery
Contract type name	GDS Contract
Purpose of contract	General
Contract start date	01/09/2006
Contract end date	

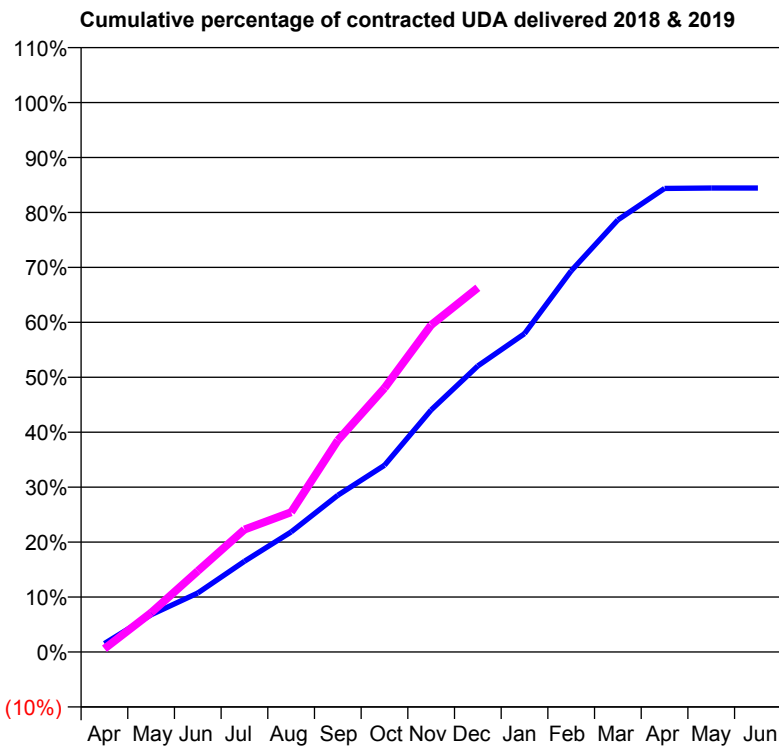
18/19 Contracted general activity (UDA)	16,000
Carry forward general activity (UDA)	0
18/19 Contracted orthodontic activity (UOA)	0
Carry forward orthodontic activity (UOA)	0
Baseline contract value	£341,644.79

ACCESS*

Patients seen in 24 months	Total	Change since previous quarter
Quarter ending December 2017	2,788	
Quarter ending March 2018	2,760	↓
Quarter ending June 2018	2,729	↓
Quarter ending September 2018	2,700	↓
Quarter ending December 2018	2,793	↑
Variance since December 2017	0.2%	→



ACTIVITY



Month	Adjusted Scheduled Activity (UDA)	
	2018	2019
April	248	94
May	1,085	1,145
June	1,716	2,360
July	2,642	3,566
August	3,495	4,070
September	4,564	6,164
October	5,436	7,685
November	7,049	9,523
December	8,331	10,606
January	9,269	
February	11,098	
March	12,583	
April	13,497	
May	13,508	
June	13,508	

QUALITY

	Quantity	Base Number	Contract	AT	Region	England
% of FP17s for the same patient ID Re-attending within 3 months - Children	57	808	7.1%	9.9%	11.6%	11.8%
% of FP17s for the same patient ID Re-attending within 3 months - Adults	310	1,873	16.6%	14.7%	15.1%	15.6%
% of FP17s for the same patient ID Re-attending between 3 & 9 months - Children	422	808	52.2%	53.0%	59.9%	58.8%
% of FP17s for the same patient ID Re-attending between 3 & 9 months - Adults	972	1,873	51.9%	47.8%	52.0%	51.0%
% of FP17s for Band 1 Urgent Courses	85	2,510	3.4%	7.9%	8.0%	9.0%
% of FP17s Relating to Free Repair or Replacements	54	2,510	2.2%	0.7%	0.8%	0.8%
% of FP17s Relating to Continuations	86	2,510	3.4%	0.8%	0.9%	0.9%
% of Patients satisfied with the dentistry they have received	1	1	N/A	93.3%	93.6%	93.2%
% of Patients satisfied with the time they had to wait for an appointment	1	1	N/A	90.1%	88.6%	88.3%

* This is based on patients treated on this contract for their most recent course of treatment. Figures in italics indicate the base number of FP17s or Patient Questionnaire responses are less than 100. N/A is shown where the base number of responses is less than 10 during the period. % is calculated as Quantity/Base number*100

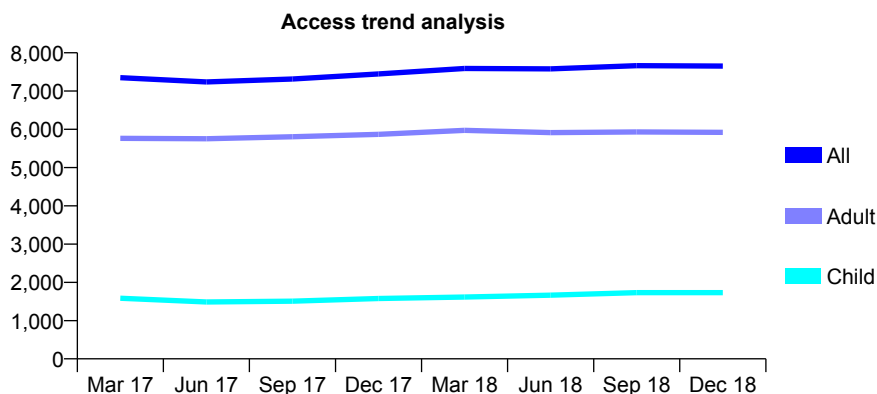
Q54 - Vital Signs At a Glance Contract Report for 858064/0001 - December 2018

Name or company name	MR JE SWINSCOE
Contract type name	GDS Contract
Purpose of contract	General
Contract start date	01/04/2006
Contract end date	

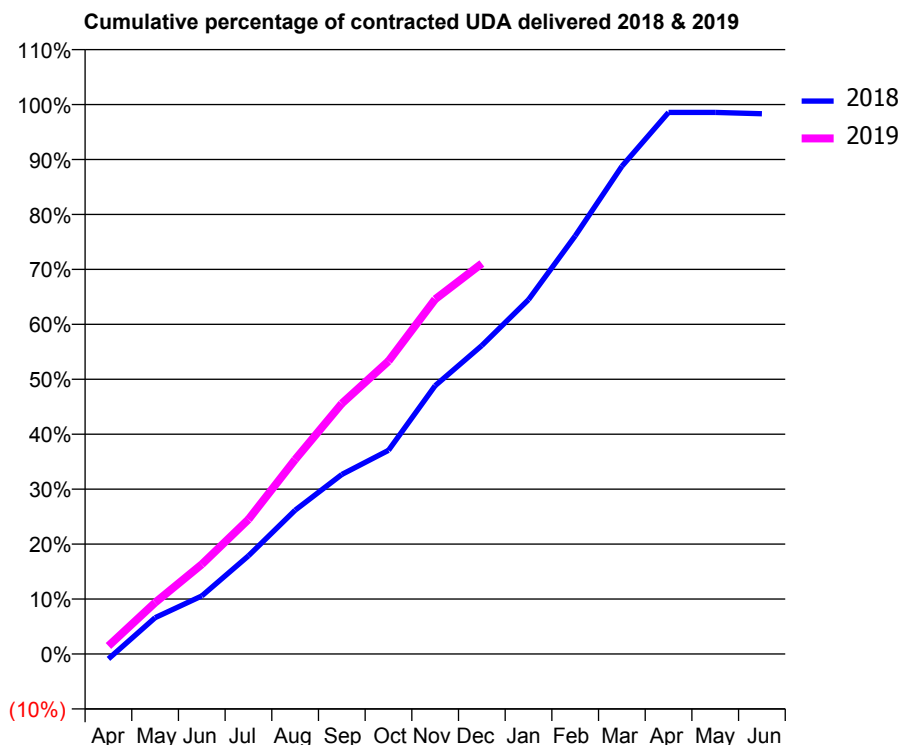
18/19 Contracted general activity (UDA)	23,507
Carry forward general activity (UDA)	395
18/19 Contracted orthodontic activity (UOA)	0
Carry forward orthodontic activity (UOA)	0
Baseline contract value	£676,995.04

ACCESS*

Patients seen in 24 months	Total	Change since previous quarter
Quarter ending December 2017	7,449	
Quarter ending March 2018	7,590	→
Quarter ending June 2018	7,581	→
Quarter ending September 2018	7,663	→
Quarter ending December 2018	7,652	→
Variance since December 2017	2.7%	↑



ACTIVITY



Month	Adjusted Scheduled Activity (UDA)	
	2018	2019
April	-211	343
May	1,554	2,200
June	2,484	3,834
July	4,203	5,757
August	6,155	8,319
September	7,678	10,718
October	8,712	12,531
November	11,481	15,174
December	13,196	16,704
January	15,161	
February	17,884	
March	20,862	
April	23,168	
May	23,168	
June	23,111	

QUALITY

	Quantity	Base Number	Contract	AT	Region	England
% of FP17s for the same patient ID Re-attending within 3 months - Children	138	2,081	6.6%	9.9%	11.6%	11.8%
% of FP17s for the same patient ID Re-attending within 3 months - Adults	886	6,498	13.6%	14.7%	15.1%	15.6%
% of FP17s for the same patient ID Re-attending between 3 & 9 months - Children	1,287	2,081	61.8%	53.0%	59.9%	58.8%
% of FP17s for the same patient ID Re-attending between 3 & 9 months - Adults	3,811	6,498	58.6%	47.8%	52.0%	51.0%
% of FP17s for Band 1 Urgent Courses	447	7,820	5.7%	7.9%	8.0%	9.0%
% of FP17s Relating to Free Repair or Replacements	124	7,820	1.6%	0.7%	0.8%	0.8%
% of FP17s Relating to Continuations	167	7,820	2.1%	0.8%	0.9%	0.9%
% of Patients satisfied with the dentistry they have received	2	2	N/A	93.3%	93.6%	93.2%
% of Patients satisfied with the time they had to wait for an appointment	2	2	N/A	90.1%	88.6%	88.3%

* This is based on patients treated on this contract for their most recent course of treatment. Figures in italics indicate the base number of FP17s or Patient Questionnaire responses are less than 100. N/A is shown where the base number of responses is less than 10 during the period. % is calculated as Quantity/Base number*100

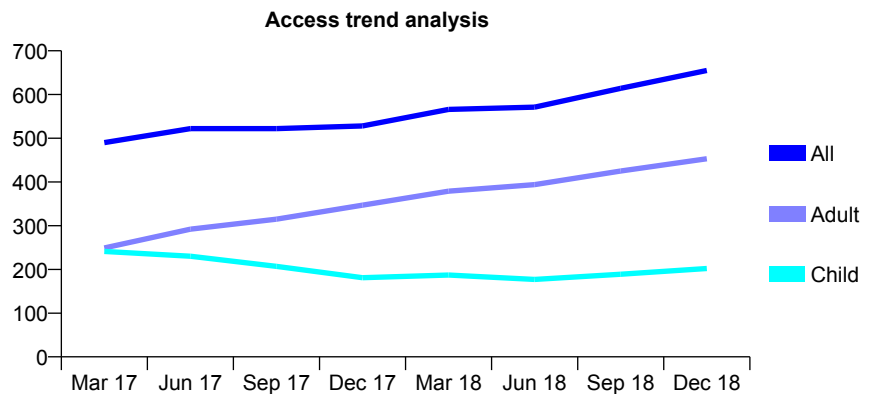
Q54 - Vital Signs At a Glance Contract Report for 858609/0001 - December 2018

Name or company name	MR KS GILL
Contract type name	GDS Contract
Purpose of contract	General
Contract start date	01/03/2010
Contract end date	

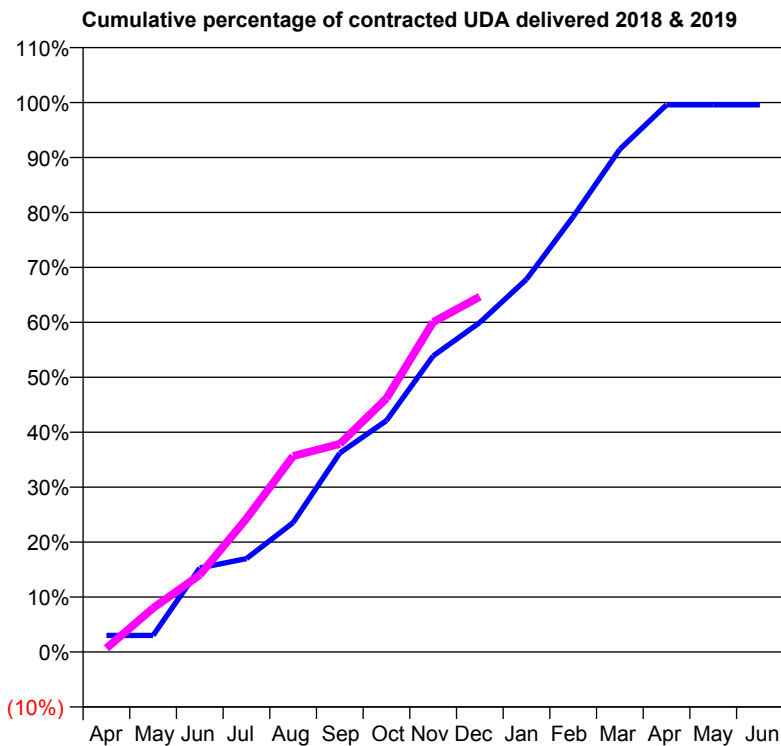
18/19 Contracted general activity (UDA)	2,000
Carry forward general activity (UDA)	8
18/19 Contracted orthodontic activity (UOA)	0
Carry forward orthodontic activity (UOA)	0
Baseline contract value	£47,812.17

ACCESS*

Patients seen in 24 months	Total	Change since previous quarter
Quarter ending December 2017	528	
Quarter ending March 2018	566	↑
Quarter ending June 2018	571	→
Quarter ending September 2018	614	↑
Quarter ending December 2018	655	↑
Variance since December 2017	24.1%	↑



ACTIVITY



Month	Adjusted Scheduled Activity (UDA)	
	2018	2019
April	60	14
May	60	160
June	306	281
July	340	485
August	471	713
September	724	757
October	842	923
November	1,078	1,201
December	1,200	1,293
January	1,357	
February	1,585	
March	1,830	
April	1,992	
May	1,992	
June	1,992	

QUALITY

	Quantity	Base Number	Contract	AT	Region	England
% of FP17s for the same patient ID Re-attending within 3 months - Children	2	208	1.0%	9.9%	11.6%	11.8%
% of FP17s for the same patient ID Re-attending within 3 months - Adults	26	423	6.1%	14.7%	15.1%	15.6%
% of FP17s for the same patient ID Re-attending between 3 & 9 months - Children	74	208	35.6%	53.0%	59.9%	58.8%
% of FP17s for the same patient ID Re-attending between 3 & 9 months - Adults	102	423	24.1%	47.8%	52.0%	51.0%
% of FP17s for Band 1 Urgent Courses	12	588	2.0%	7.9%	8.0%	9.0%
% of FP17s Relating to Free Repair or Replacements	1	588	0.2%	0.7%	0.8%	0.8%
% of FP17s Relating to Continuations	1	588	0.2%	0.8%	0.9%	0.9%
% of Patients satisfied with the dentistry they have received	0	0	N/A	93.3%	93.6%	93.2%
% of Patients satisfied with the time they had to wait for an appointment	0	0	N/A	90.1%	88.6%	88.3%

* This is based on patients treated on this contract for their most recent course of treatment. Figures in italics indicate the base number of FP17s or Patient Questionnaire responses are less than 100. N/A is shown where the base number of responses is less than 10 during the period. % is calculated as Quantity/Base number*100

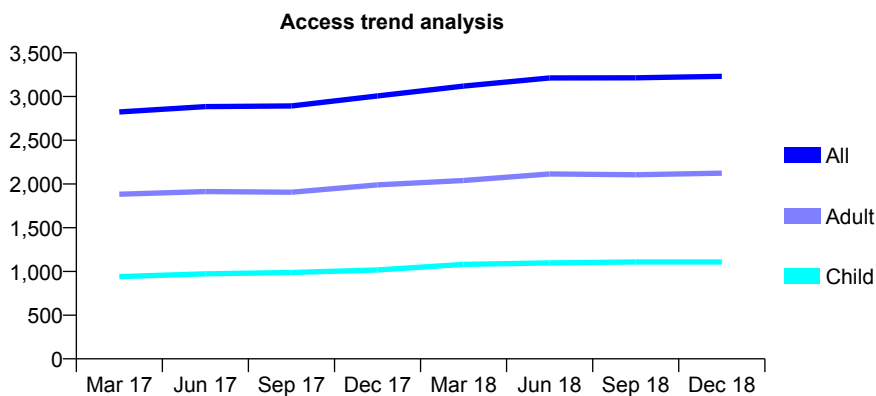
Q54 - Vital Signs At a Glance Contract Report for 859389/0001 - December 2018

Name or company name	MR A KHALIL
Contract type name	GDS Contract
Purpose of contract	General
Contract start date	01/04/2006
Contract end date	

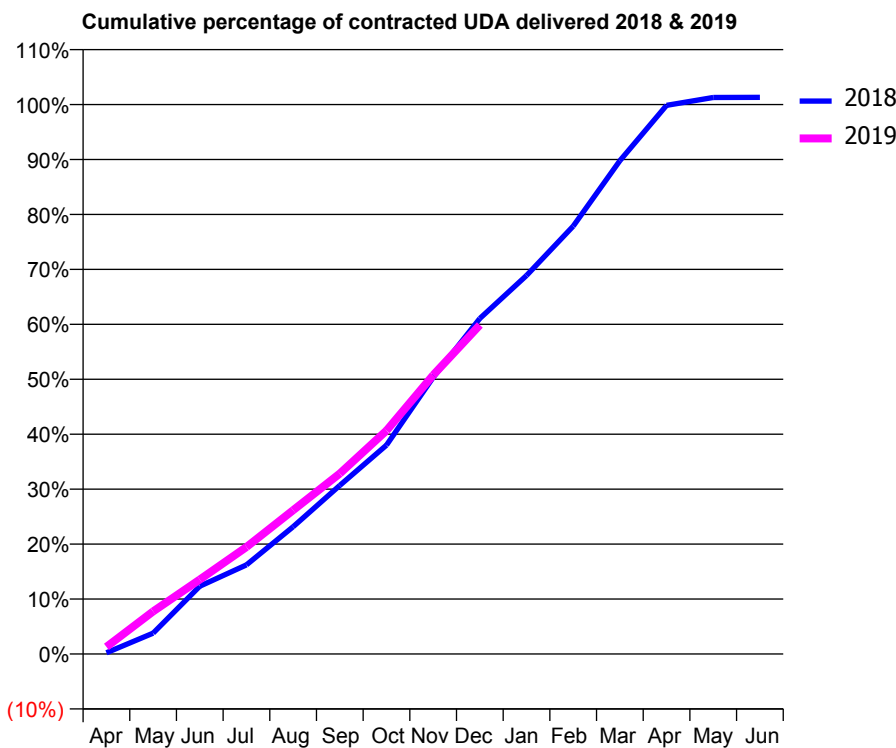
18/19 Contracted general activity (UDA)	11,766
Carry forward general activity (UDA)	-152
18/19 Contracted orthodontic activity (UOA)	0
Carry forward orthodontic activity (UOA)	0
Baseline contract value	£301,069.15

ACCESS*

Patients seen in 24 months	Total	Change since previous quarter
Quarter ending December 2017	3,007	
Quarter ending March 2018	3,120	↑
Quarter ending June 2018	3,212	↑
Quarter ending September 2018	3,214	→
Quarter ending December 2018	3,231	→
Variance since December 2017	7.4%	↑



ACTIVITY



Month	Adjusted Scheduled Activity (UDA)	
	2018	2019
April	28	152
May	447	913
June	1,452	1,594
July	1,910	2,290
August	2,726	3,080
September	3,612	3,865
October	4,474	4,783
November	5,924	5,971
December	7,184	7,045
January	8,104	
February	9,162	
March	10,563	
April	11,748	
May	11,917	
June	11,918	

QUALITY

	Quantity	Base Number	Contract	AT	Region	England
% of FP17s for the same patient ID Re-attending within 3 months - Children	44	771	5.7%	9.9%	11.6%	11.8%
% of FP17s for the same patient ID Re-attending within 3 months - Adults	190	1,538	12.4%	14.7%	15.1%	15.6%
% of FP17s for the same patient ID Re-attending between 3 & 9 months - Children	200	771	25.9%	53.0%	59.9%	58.8%
% of FP17s for the same patient ID Re-attending between 3 & 9 months - Adults	435	1,538	28.3%	47.8%	52.0%	51.0%
% of FP17s for Band 1 Urgent Courses	227	2,026	11.2%	7.9%	8.0%	9.0%
% of FP17s Relating to Free Repair or Replacements	5	2,026	0.2%	0.7%	0.8%	0.8%
% of FP17s Relating to Continuations	1	2,026	0.0%	0.8%	0.9%	0.9%
% of Patients satisfied with the dentistry they have received	0	0	N/A	93.3%	93.6%	93.2%
% of Patients satisfied with the time they had to wait for an appointment	0	0	N/A	90.1%	88.6%	88.3%

* This is based on patients treated on this contract for their most recent course of treatment. Figures in italics indicate the base number of FP17s or Patient Questionnaire responses are less than 100. N/A is shown where the base number of responses is less than 10 during the period. % is calculated as Quantity/Base number*100

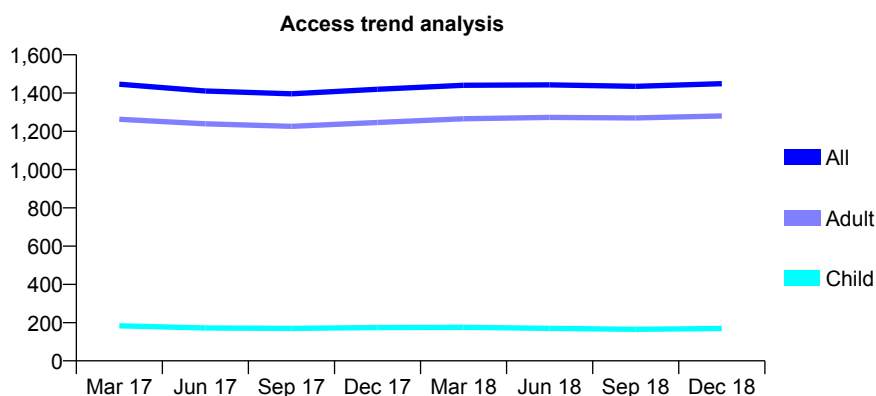
Q54 - Vital Signs At a Glance Contract Report for 901245/0001 - December 2018

Name or company name	MR DG HENDERSON
Contract type name	GDS Contract
Purpose of contract	General and Orthodontic
Contract start date	01/04/2006
Contract end date	

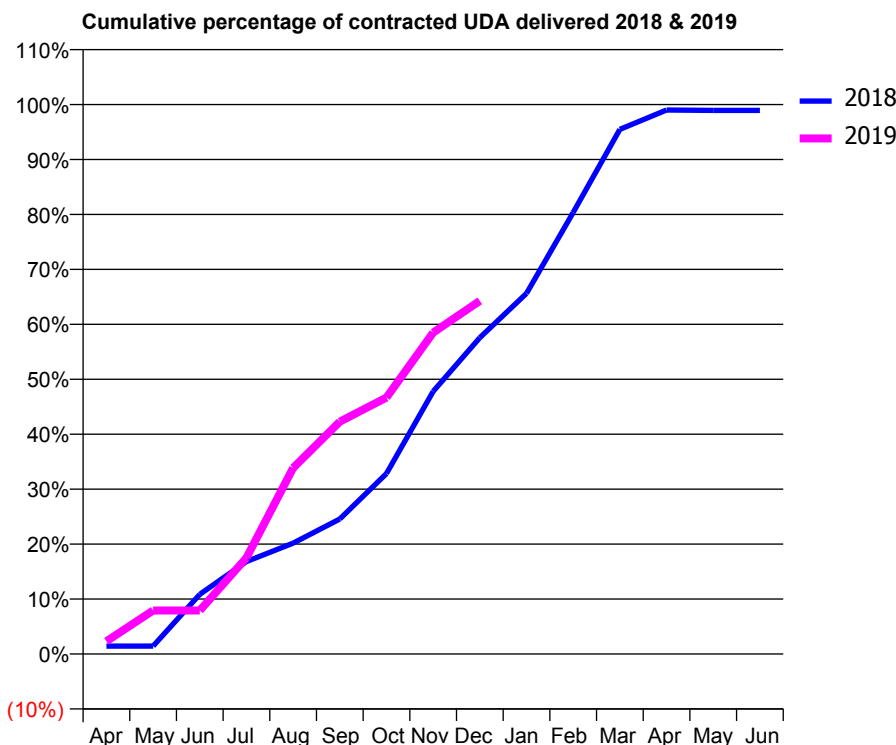
18/19 Contracted general activity (UDA)	3,830
Carry forward general activity (UDA)	41
18/19 Contracted orthodontic activity (UOA)	3
Carry forward orthodontic activity (UOA)	0
Baseline contract value	£101,438.48

ACCESS*

Patients seen in 24 months	Total	Change since previous quarter
Quarter ending December 2017	1,420	
Quarter ending March 2018	1,441	→
Quarter ending June 2018	1,443	→
Quarter ending September 2018	1,435	→
Quarter ending December 2018	1,449	→
Variance since December 2017	2.0%	↑



ACTIVITY



Month	Adjusted Scheduled Activity (UDA)	
	2018	2019
April	55	88
May	55	304
June	416	304
July	644	670
August	772	1,297
September	941	1,620
October	1,258	1,787
November	1,831	2,240
December	2,205	2,461
January	2,514	
February	3,078	
March	3,657	
April	3,791	
May	3,788	
June	3,788	

QUALITY

	Quantity	Base Number	Contract	AT	Region	England
% of FP17s for the same patient ID Re-attending within 3 months - Children	14	171	8.2%	9.9%	11.6%	11.8%
% of FP17s for the same patient ID Re-attending within 3 months - Adults	237	1,176	20.2%	14.7%	15.1%	15.6%
% of FP17s for the same patient ID Re-attending between 3 & 9 months - Children	102	171	59.6%	53.0%	59.9%	58.8%
% of FP17s for the same patient ID Re-attending between 3 & 9 months - Adults	573	1,176	48.7%	47.8%	52.0%	51.0%
% of FP17s for Band 1 Urgent Courses	175	1,296	13.5%	7.9%	8.0%	9.0%
% of FP17s Relating to Free Repair or Replacements	14	1,296	1.1%	0.7%	0.8%	0.8%
% of FP17s Relating to Continuations	2	1,296	0.2%	0.8%	0.9%	0.9%
% of Patients satisfied with the dentistry they have received	0	1	N/A	93.3%	93.6%	93.2%
% of Patients satisfied with the time they had to wait for an appointment	0	1	N/A	90.1%	88.6%	88.3%

* This is based on patients treated on this contract for their most recent course of treatment. Figures in italics indicate the base number of FP17s or Patient Questionnaire responses are less than 100. N/A is shown where the base number of responses is less than 10 during the period. % is calculated as Quantity/Base number*100

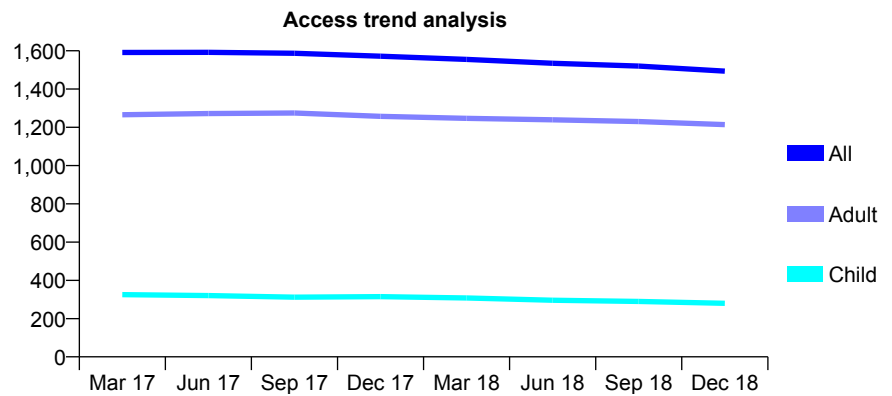
Q54 - Vital Signs At a Glance Contract Report for 909386/0001 - December 2018

Name or company name	MR AN HARGREAVES
Contract type name	GDS Contract
Purpose of contract	General
Contract start date	01/04/2006
Contract end date	

18/19 Contracted general activity (UDA)	4,635
Carry forward general activity (UDA)	39
18/19 Contracted orthodontic activity (UOA)	0
Carry forward orthodontic activity (UOA)	0
Baseline contract value	£135,706.98

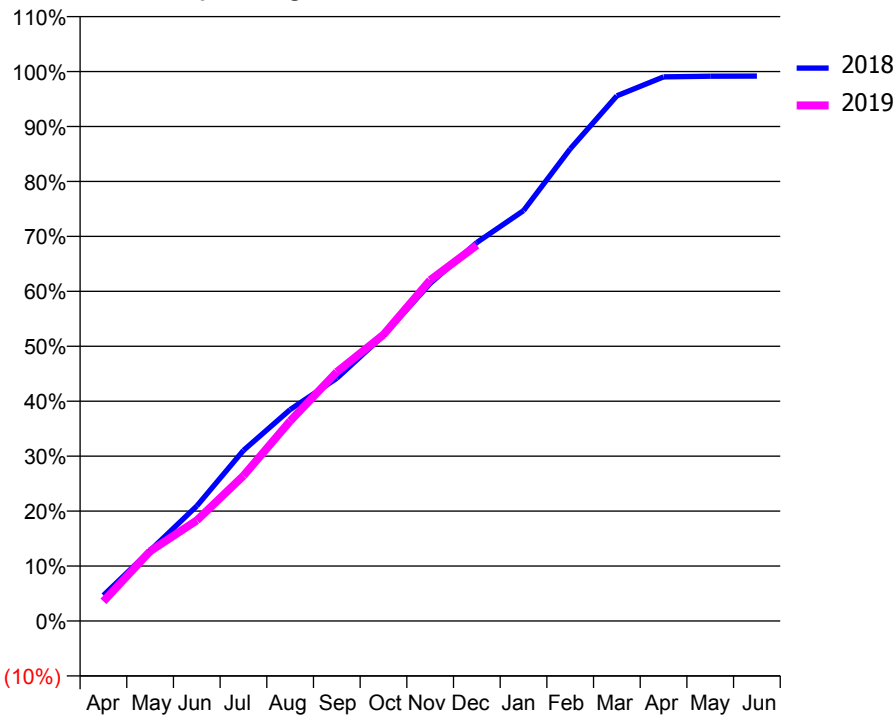
ACCESS*

Patients seen in 24 months	Total	Change since previous quarter
Quarter ending December 2017	1,572	
Quarter ending March 2018	1,555	↓
Quarter ending June 2018	1,535	↓
Quarter ending September 2018	1,520	→
Quarter ending December 2018	1,494	↓
Variance since December 2017	(5.0%)	↓



ACTIVITY

Cumulative percentage of contracted UDA delivered 2018 & 2019



Month	Adjusted Scheduled Activity (UDA)	
	2018	2019
April	217	166
May	595	589
June	970	849
July	1,440	1,225
August	1,784	1,686
September	2,048	2,100
October	2,409	2,416
November	2,847	2,875
December	3,193	3,170
January	3,462	
February	3,982	
March	4,429	
April	4,590	
May	4,595	
June	4,596	

QUALITY

	Quantity	Base Number	Contract	AT	Region	England
% of FP17s for the same patient ID Re-attending within 3 months - Children	11	342	3.2%	9.9%	11.6%	11.8%
% of FP17s for the same patient ID Re-attending within 3 months - Adults	69	1,390	5.0%	14.7%	15.1%	15.6%
% of FP17s for the same patient ID Re-attending between 3 & 9 months - Children	253	342	74.0%	53.0%	59.9%	58.8%
% of FP17s for the same patient ID Re-attending between 3 & 9 months - Adults	945	1,390	68.0%	47.8%	52.0%	51.0%
% of FP17s for Band 1 Urgent Courses	45	1,622	2.8%	7.9%	8.0%	9.0%
% of FP17s Relating to Free Repair or Replacements	6	1,622	0.4%	0.7%	0.8%	0.8%
% of FP17s Relating to Continuations	6	1,622	0.4%	0.8%	0.9%	0.9%
% of Patients satisfied with the dentistry they have received	0	0	N/A	93.3%	93.6%	93.2%
% of Patients satisfied with the time they had to wait for an appointment	0	0	N/A	90.1%	88.6%	88.3%

* This is based on patients treated on this contract for their most recent course of treatment. Figures in italics indicate the base number of FP17s or Patient Questionnaire responses are less than 100. N/A is shown where the base number of responses is less than 10 during the period. % is calculated as Quantity/Base number*100

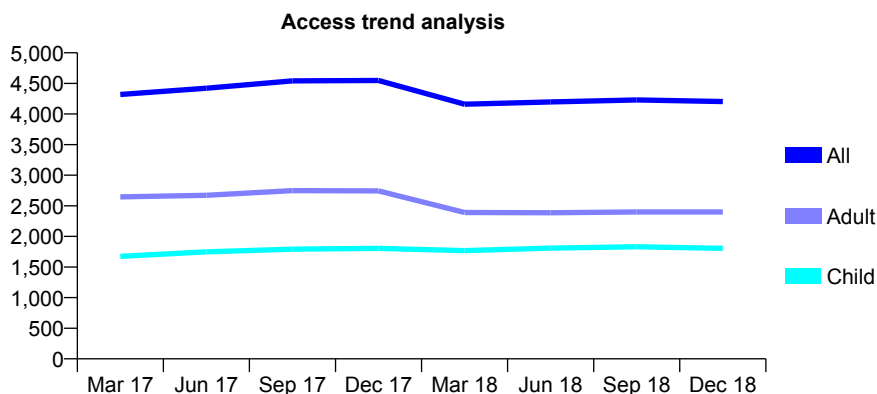
Q54 - Vital Signs At a Glance Contract Report for 913286/0002 - December 2018

Name or company name	Midlands Smile Centres
Contract type name	GDS Contract
Purpose of contract	General
Contract start date	01/04/2006
Contract end date	

18/19 Contracted general activity (UDA)	14,799
Carry forward general activity (UDA)	-226
18/19 Contracted orthodontic activity (UOA)	0
Carry forward orthodontic activity (UOA)	0
Baseline contract value	£371,972.98

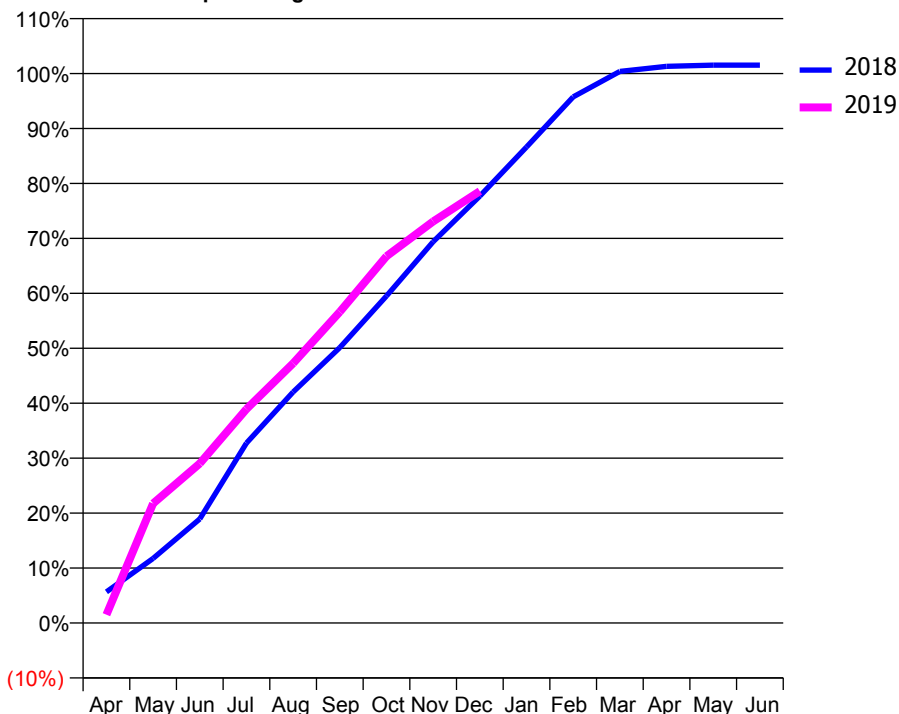
ACCESS*

Patients seen in 24 months	Total	Change since previous quarter
Quarter ending December 2017	4,547	
Quarter ending March 2018	4,161	↓
Quarter ending June 2018	4,197	→
Quarter ending September 2018	4,230	→
Quarter ending December 2018	4,204	→
Variance since December 2017	(7.5%)	↓



ACTIVITY

Cumulative percentage of contracted UDA delivered 2018 & 2019



Month	Adjusted Scheduled Activity (UDA)	
	2018	2019
April	838	226
May	1,739	3,221
June	2,803	4,298
July	4,845	5,763
August	6,223	6,996
September	7,418	8,381
October	8,806	9,877
November	10,270	10,815
December	11,496	11,631
January	12,817	
February	14,169	
March	14,856	
April	14,993	
May	15,025	
June	15,025	

QUALITY

	Quantity	Base Number	Contract	AT	Region	England
% of FP17s for the same patient ID Re-attending within 3 months - Children	126	1,821	6.9%	9.9%	11.6%	11.8%
% of FP17s for the same patient ID Re-attending within 3 months - Adults	368	1,853	19.9%	14.7%	15.1%	15.6%
% of FP17s for the same patient ID Re-attending between 3 & 9 months - Children	1,027	1,821	56.4%	53.0%	59.9%	58.8%
% of FP17s for the same patient ID Re-attending between 3 & 9 months - Adults	722	1,853	39.0%	47.8%	52.0%	51.0%
% of FP17s for Band 1 Urgent Courses	237	3,568	6.6%	7.9%	8.0%	9.0%
% of FP17s Relating to Free Repair or Replacements	5	3,568	0.1%	0.7%	0.8%	0.8%
% of FP17s Relating to Continuations	4	3,568	0.1%	0.8%	0.9%	0.9%
% of Patients satisfied with the dentistry they have received	0	1	N/A	93.3%	93.6%	93.2%
% of Patients satisfied with the time they had to wait for an appointment	1	1	N/A	90.1%	88.6%	88.3%

* This is based on patients treated on this contract for their most recent course of treatment. Figures in italics indicate the base number of FP17s or Patient Questionnaire responses are less than 100. N/A is shown where the base number of responses is less than 10 during the period. % is calculated as Quantity/Base number*100

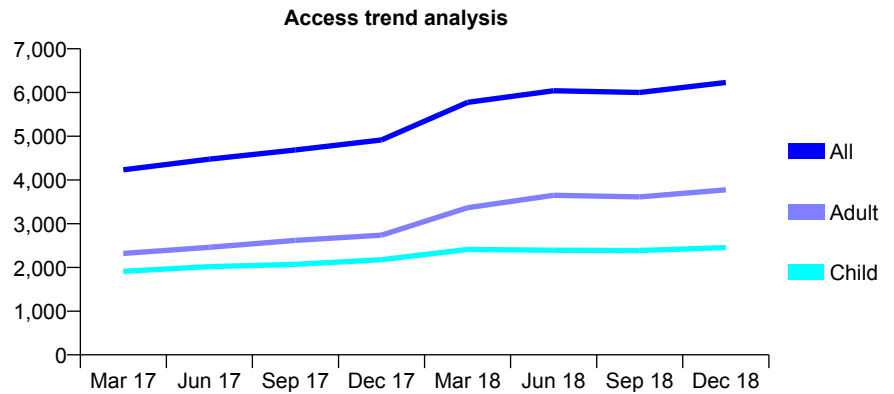
Q54 - Vital Signs At a Glance Contract Report for 913286/0003 - December 2018

Name or company name	Midlands Smile Centres
Contract type name	GDS Contract
Purpose of contract	General
Contract start date	01/04/2006
Contract end date	

18/19 Contracted general activity (UDA)	13,657
Carry forward general activity (UDA)	-273
18/19 Contracted orthodontic activity (UOA)	0
Carry forward orthodontic activity (UOA)	0
Baseline contract value	£381,524.15

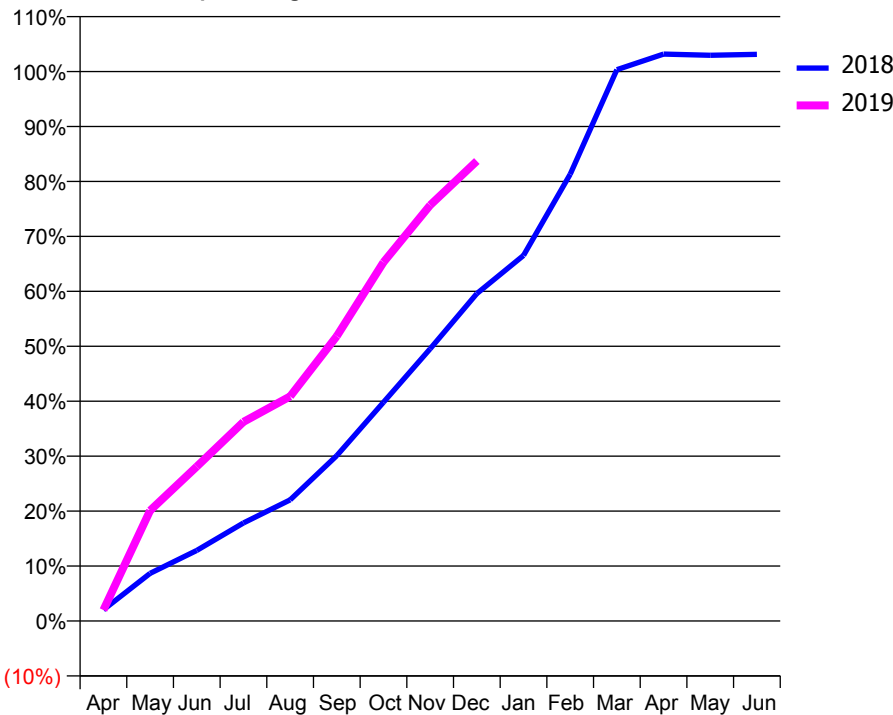
ACCESS*

Patients seen in 24 months	Total	Change since previous quarter
Quarter ending December 2017	4,915	
Quarter ending March 2018	5,776	↑
Quarter ending June 2018	6,042	↑
Quarter ending September 2018	6,000	→
Quarter ending December 2018	6,230	↑
Variance since December 2017	26.8%	↑



ACTIVITY

Cumulative percentage of contracted UDA delivered 2018 & 2019



Month	Adjusted Scheduled Activity (UDA)	
	2018	2019
April	282	273
May	1,186	2,744
June	1,755	3,839
July	2,436	4,950
August	3,011	5,583
September	4,111	7,081
October	5,435	8,916
November	6,764	10,336
December	8,139	11,431
January	9,087	
February	11,106	
March	13,703	
April	14,089	
May	14,059	
June	14,085	

QUALITY

	Quantity	Base Number	Contract	AT	Region	England
% of FP17s for the same patient ID Re-attending within 3 months - Children	168	2,062	8.1%	9.9%	11.6%	11.8%
% of FP17s for the same patient ID Re-attending within 3 months - Adults	587	2,868	20.5%	14.7%	15.1%	15.6%
% of FP17s for the same patient ID Re-attending between 3 & 9 months - Children	909	2,062	44.1%	53.0%	59.9%	58.8%
% of FP17s for the same patient ID Re-attending between 3 & 9 months - Adults	717	2,868	25.0%	47.8%	52.0%	51.0%
% of FP17s for Band 1 Urgent Courses	643	4,143	15.5%	7.9%	8.0%	9.0%
% of FP17s Relating to Free Repair or Replacements	0	4,143	0.0%	0.7%	0.8%	0.8%
% of FP17s Relating to Continuations	1	4,143	0.0%	0.8%	0.9%	0.9%
% of Patients satisfied with the dentistry they have received	0	0	N/A	93.3%	93.6%	93.2%
% of Patients satisfied with the time they had to wait for an appointment	0	0	N/A	90.1%	88.6%	88.3%

* This is based on patients treated on this contract for their most recent course of treatment. Figures in italics indicate the base number of FP17s or Patient Questionnaire responses are less than 100. N/A is shown where the base number of responses is less than 10 during the period. % is calculated as Quantity/Base number*100

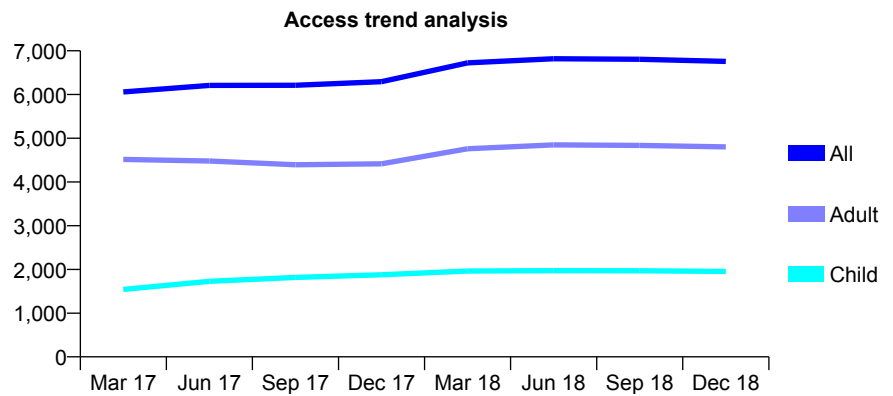
Q54 - Vital Signs At a Glance Contract Report for 913286/0007 - December 2018

Name or company name	Midlands Smile Centres
Contract type name	GDS Contract
Purpose of contract	General
Contract start date	01/04/2009
Contract end date	

18/19 Contracted general activity (UDA)	19,254
Carry forward general activity (UDA)	-162
18/19 Contracted orthodontic activity (UOA)	0
Carry forward orthodontic activity (UOA)	0
Baseline contract value	£492,268.43

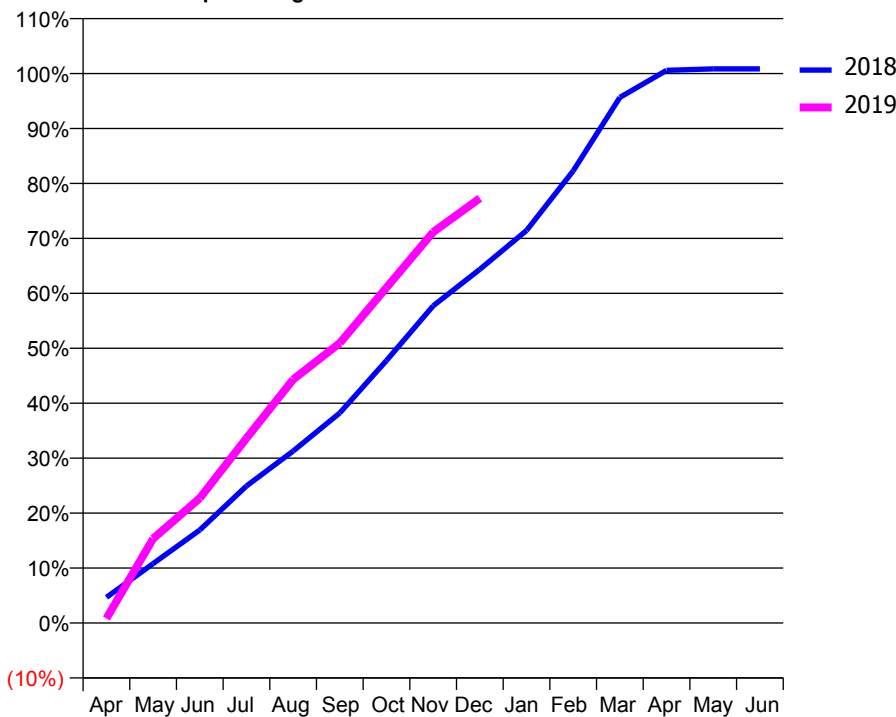
ACCESS*

Patients seen in 24 months	Total	Change since previous quarter
Quarter ending December 2017	6,293	
Quarter ending March 2018	6,724	↑
Quarter ending June 2018	6,818	→
Quarter ending September 2018	6,806	→
Quarter ending December 2018	6,757	→
Variance since December 2017	7.4%	↑



ACTIVITY

Cumulative percentage of contracted UDA delivered 2018 & 2019



Month	Adjusted Scheduled Activity (UDA)	
	2018	2019
April	902	162
May	2,080	2,955
June	3,257	4,374
July	4,799	6,474
August	6,023	8,535
September	7,362	9,807
October	9,197	11,755
November	11,113	13,696
December	12,393	14,883
January	13,753	
February	15,844	
March	18,415	
April	19,366	
May	19,416	
June	19,416	

QUALITY

	Quantity	Base Number	Contract	AT	Region	England
% of FP17s for the same patient ID Re-attending within 3 months - Children	184	1,837	10.0%	9.9%	11.6%	11.8%
% of FP17s for the same patient ID Re-attending within 3 months - Adults	822	4,495	18.3%	14.7%	15.1%	15.6%
% of FP17s for the same patient ID Re-attending between 3 & 9 months - Children	1,041	1,837	56.7%	53.0%	59.9%	58.8%
% of FP17s for the same patient ID Re-attending between 3 & 9 months - Adults	2,086	4,495	46.4%	47.8%	52.0%	51.0%
% of FP17s for Band 1 Urgent Courses	695	5,984	11.6%	7.9%	8.0%	9.0%
% of FP17s Relating to Free Repair or Replacements	57	5,984	1.0%	0.7%	0.8%	0.8%
% of FP17s Relating to Continuations	21	5,984	0.4%	0.8%	0.9%	0.9%
% of Patients satisfied with the dentistry they have received	0	0	N/A	93.3%	93.6%	93.2%
% of Patients satisfied with the time they had to wait for an appointment	0	0	N/A	90.1%	88.6%	88.3%

* This is based on patients treated on this contract for their most recent course of treatment. Figures in italics indicate the base number of FP17s or Patient Questionnaire responses are less than 100. N/A is shown where the base number of responses is less than 10 during the period. % is calculated as Quantity/Base number*100

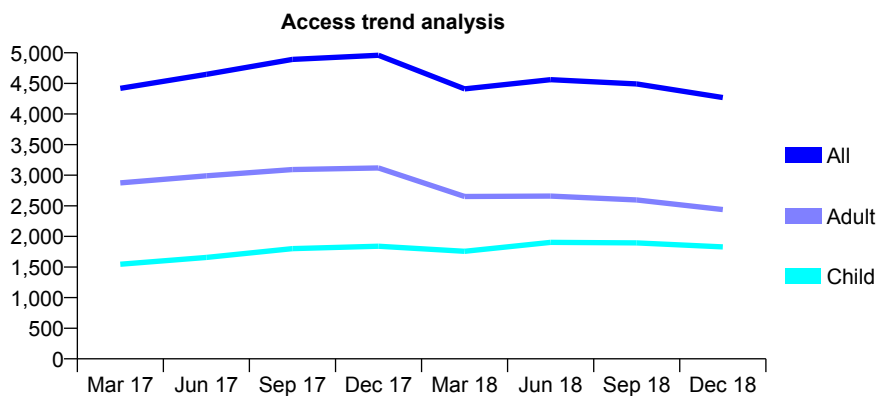
Q54 - Vital Signs At a Glance Contract Report for 913286/0010 - December 2018

Name or company name	Midlands Smile Centres
Contract type name	GDS Contract
Purpose of contract	General
Contract start date	30/04/2013
Contract end date	

18/19 Contracted general activity (UDA)	13,901
Carry forward general activity (UDA)	253
18/19 Contracted orthodontic activity (UOA)	0
Carry forward orthodontic activity (UOA)	0
Baseline contract value	£376,547.89

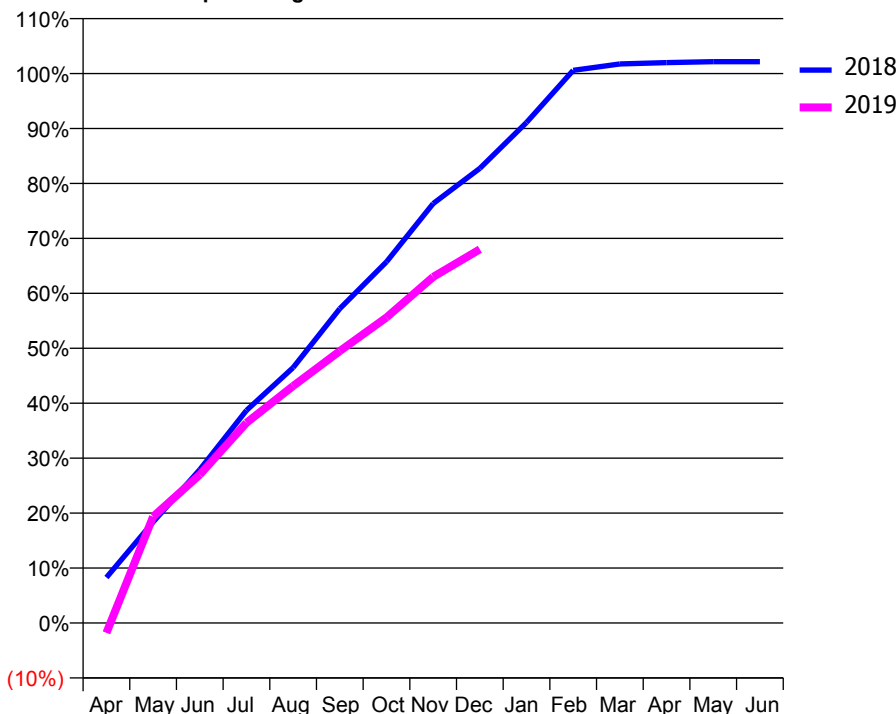
ACCESS*

Patients seen in 24 months	Total	Change since previous quarter
Quarter ending December 2017	4,959	
Quarter ending March 2018	4,410	↓
Quarter ending June 2018	4,562	↑
Quarter ending September 2018	4,491	↓
Quarter ending December 2018	4,270	↓
Variance since December 2017	(13.9%)	↓



ACTIVITY

Cumulative percentage of contracted UDA delivered 2018 & 2019



Adjusted Scheduled Activity (UDA)

Month	2018	2019
April	1,109	-253
May	2,459	2,689
June	3,739	3,752
July	5,178	5,064
August	6,224	5,996
September	7,659	6,880
October	8,797	7,728
November	10,217	8,754
December	11,074	9,453
January	12,192	
February	13,464	
March	13,617	
April	13,650	
May	13,673	
June	13,673	

QUALITY

	Quantity	Base Number	Contract	AT	Region	England
% of FP17s for the same patient ID Re-attending within 3 months - Children	124	1,946	6.4%	9.9%	11.6%	11.8%
% of FP17s for the same patient ID Re-attending within 3 months - Adults	282	1,903	14.8%	14.7%	15.1%	15.6%
% of FP17s for the same patient ID Re-attending between 3 & 9 months - Children	1,115	1,946	57.3%	53.0%	59.9%	58.8%
% of FP17s for the same patient ID Re-attending between 3 & 9 months - Adults	829	1,903	43.6%	47.8%	52.0%	51.0%
% of FP17s for Band 1 Urgent Courses	315	3,821	8.2%	7.9%	8.0%	9.0%
% of FP17s Relating to Free Repair or Replacements	9	3,821	0.2%	0.7%	0.8%	0.8%
% of FP17s Relating to Continuations	2	3,821	0.1%	0.8%	0.9%	0.9%
% of Patients satisfied with the dentistry they have received	3	3	N/A	93.3%	93.6%	93.2%
% of Patients satisfied with the time they had to wait for an appointment	3	3	N/A	90.1%	88.6%	88.3%

* This is based on patients treated on this contract for their most recent course of treatment. Figures in italics indicate the base number of FP17s or Patient Questionnaire responses are less than 100. N/A is shown where the base number of responses is less than 10 during the period. % is calculated as Quantity/Base number*100

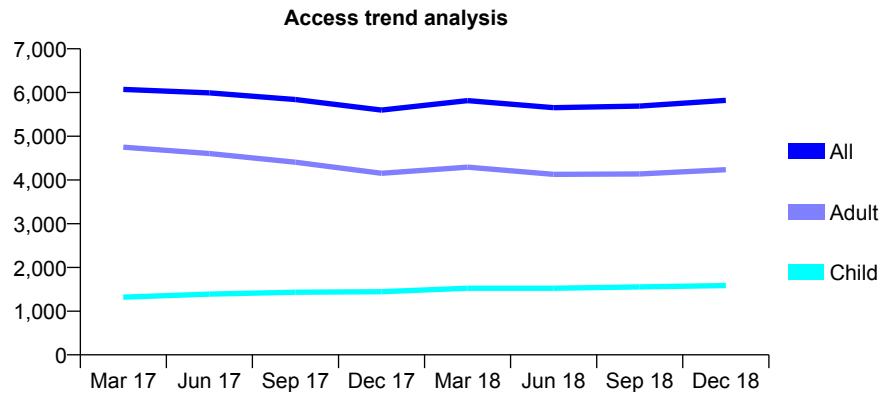
Q54 - Vital Signs At a Glance Contract Report for 913286/0011 - December 2018

Name or company name	Midlands Smile Centres
Contract type name	GDS Contract
Purpose of contract	General
Contract start date	01/07/2013
Contract end date	

18/19 Contracted general activity (UDA)	15,442
Carry forward general activity (UDA)	-252
18/19 Contracted orthodontic activity (UOA)	0
Carry forward orthodontic activity (UOA)	0
Baseline contract value	£350,046.47

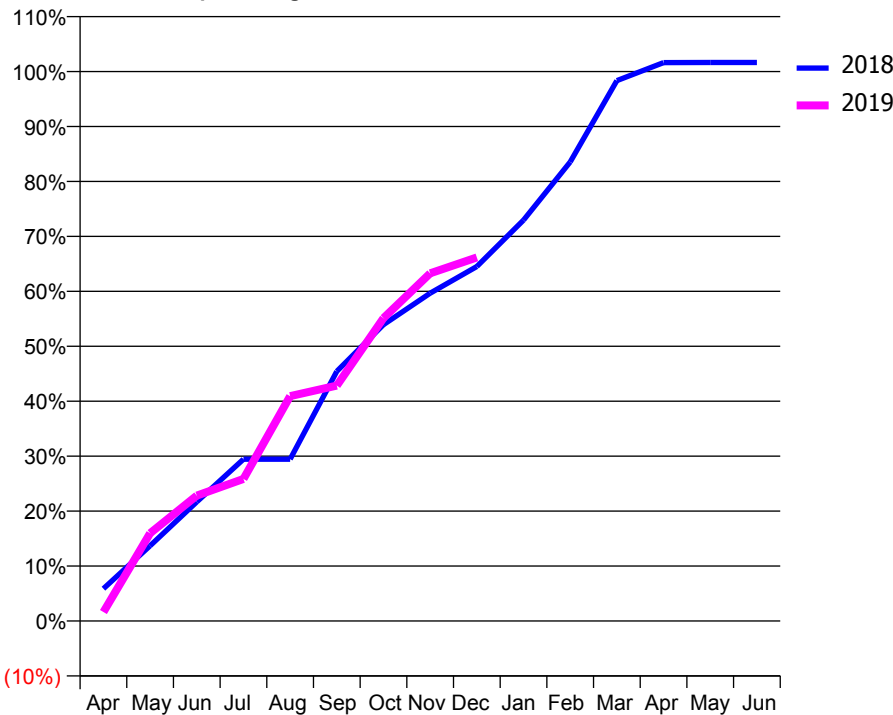
ACCESS*

Patients seen in 24 months	Total	Change since previous quarter
Quarter ending December 2017	5,597	
Quarter ending March 2018	5,816	↑
Quarter ending June 2018	5,653	↓
Quarter ending September 2018	5,689	→
Quarter ending December 2018	5,820	↑
Variance since December 2017	4.0%	↑



ACTIVITY

Cumulative percentage of contracted UDA delivered 2018 & 2019



Month	Adjusted Scheduled Activity (UDA)	
	2018	2019
April	908	252
May	2,117	2,467
June	3,349	3,523
July	4,549	3,992
August	4,549	6,321
September	7,015	6,616
October	8,329	8,511
November	9,214	9,770
December	9,961	10,216
January	11,267	
February	12,898	
March	15,186	
April	15,693	
May	15,694	
June	15,694	

QUALITY

	Quantity	Base Number	Contract	AT	Region	England
% of FP17s for the same patient ID Re-attending within 3 months - Children	99	1,470	6.7%	9.9%	11.6%	11.8%
% of FP17s for the same patient ID Re-attending within 3 months - Adults	479	3,822	12.5%	14.7%	15.1%	15.6%
% of FP17s for the same patient ID Re-attending between 3 & 9 months - Children	726	1,470	49.4%	53.0%	59.9%	58.8%
% of FP17s for the same patient ID Re-attending between 3 & 9 months - Adults	1,437	3,822	37.6%	47.8%	52.0%	51.0%
% of FP17s for Band 1 Urgent Courses	624	5,063	12.3%	7.9%	8.0%	9.0%
% of FP17s Relating to Free Repair or Replacements	6	5,063	0.1%	0.7%	0.8%	0.8%
% of FP17s Relating to Continuations	0	5,063	0.0%	0.8%	0.9%	0.9%
% of Patients satisfied with the dentistry they have received	0	0	N/A	93.3%	93.6%	93.2%
% of Patients satisfied with the time they had to wait for an appointment	0	0	N/A	90.1%	88.6%	88.3%

* This is based on patients treated on this contract for their most recent course of treatment. Figures in italics indicate the base number of FP17s or Patient Questionnaire responses are less than 100. N/A is shown where the base number of responses is less than 10 during the period. % is calculated as Quantity/Base number*100

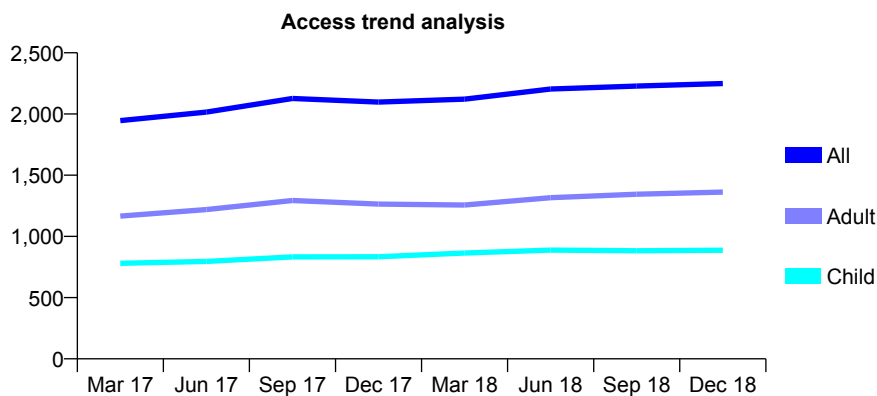
Q54 - Vital Signs At a Glance Contract Report for 913618/0001 - December 2018

Name or company name	Mere Green Dental
Contract type name	GDS Contract
Purpose of contract	General and Orthodontic
Contract start date	01/04/2006
Contract end date	

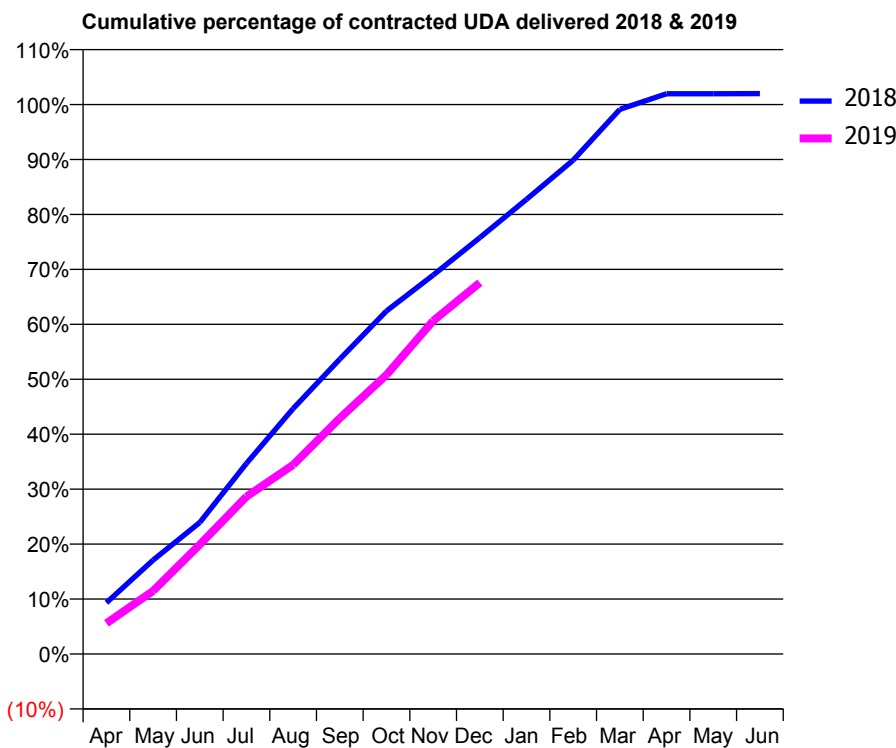
18/19 Contracted general activity (UDA)	5,306
Carry forward general activity (UDA)	-104
18/19 Contracted orthodontic activity (UOA)	959
Carry forward orthodontic activity (UOA)	-19
Baseline contract value	£198,071.83

ACCESS*

Patients seen in 24 months	Total	Change since previous quarter
Quarter ending December 2017	2,098	
Quarter ending March 2018	2,121	→
Quarter ending June 2018	2,204	↑
Quarter ending September 2018	2,228	→
Quarter ending December 2018	2,249	→
Variance since December 2017	7.2%	↑



ACTIVITY



Month	Adjusted Scheduled Activity (UDA)	
	2018	2019
April	495	297
May	908	610
June	1,270	1,057
July	1,840	1,520
August	2,370	1,826
September	2,847	2,277
October	3,312	2,695
November	3,658	3,217
December	4,020	3,585
January	4,391	
February	4,768	
March	5,259	
April	5,409	
May	5,409	
June	5,411	

QUALITY

	Quantity	Base Number	Contract	AT	Region	England
% of FP17s for the same patient ID Re-attending within 3 months - Children	67	1,014	6.6%	9.9%	11.6%	11.8%
% of FP17s for the same patient ID Re-attending within 3 months - Adults	145	1,258	11.5%	14.7%	15.1%	15.6%
% of FP17s for the same patient ID Re-attending between 3 & 9 months - Children	517	1,014	51.0%	53.0%	59.9%	58.8%
% of FP17s for the same patient ID Re-attending between 3 & 9 months - Adults	636	1,258	50.6%	47.8%	52.0%	51.0%
% of FP17s for Band 1 Urgent Courses	162	1,998	8.1%	7.9%	8.0%	9.0%
% of FP17s Relating to Free Repair or Replacements	8	1,998	0.4%	0.7%	0.8%	0.8%
% of FP17s Relating to Continuations	9	1,998	0.5%	0.8%	0.9%	0.9%
% of Patients satisfied with the dentistry they have received	3	3	N/A	93.3%	93.6%	93.2%
% of Patients satisfied with the time they had to wait for an appointment	2	3	N/A	90.1%	88.6%	88.3%

* This is based on patients treated on this contract for their most recent course of treatment. Figures in italics indicate the base number of FP17s or Patient Questionnaire responses are less than 100. N/A is shown where the base number of responses is less than 10 during the period. % is calculated as Quantity/Base number*100

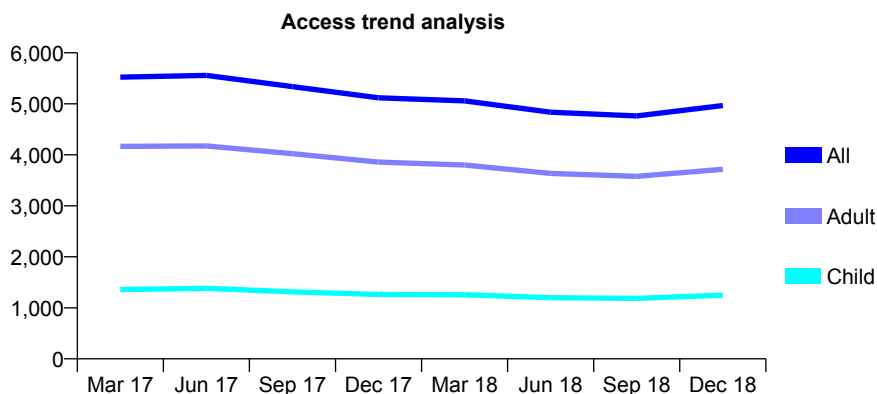
Q54 - Vital Signs At a Glance Contract Report for 921025/0001 - December 2018

Name or company name	MR S KUMAR
Contract type name	GDS Contract
Purpose of contract	General
Contract start date	06/04/2007
Contract end date	

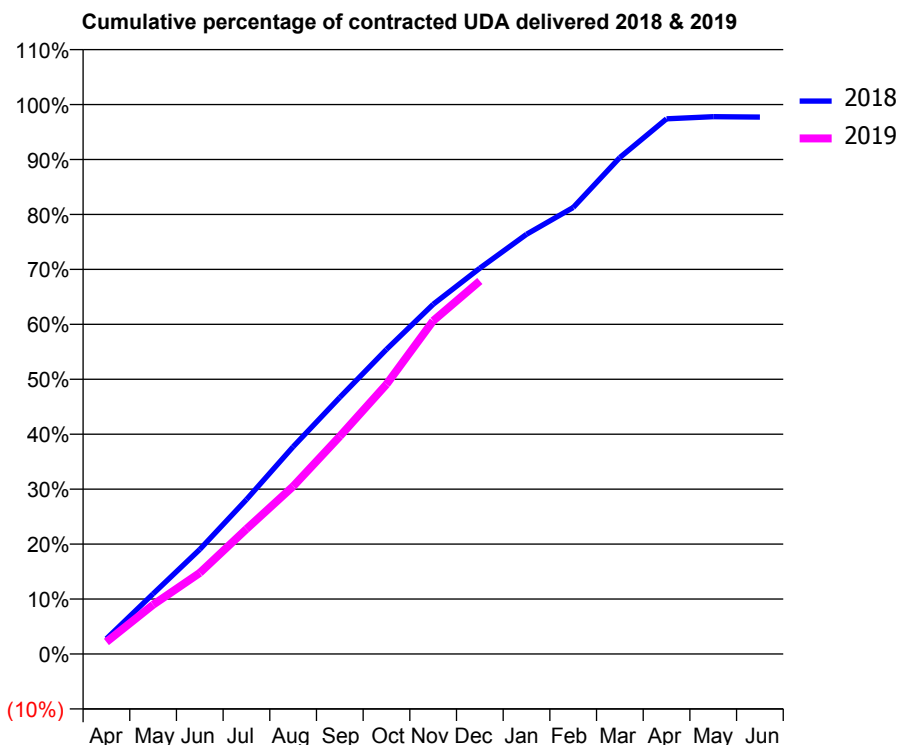
18/19 Contracted general activity (UDA)	17,992
Carry forward general activity (UDA)	411
18/19 Contracted orthodontic activity (UOA)	0
Carry forward orthodontic activity (UOA)	0
Baseline contract value	£424,953.86

ACCESS*

Patients seen in 24 months	Total	Change since previous quarter
Quarter ending December 2017	5,118	
Quarter ending March 2018	5,058	↓
Quarter ending June 2018	4,835	↓
Quarter ending September 2018	4,763	↓
Quarter ending December 2018	4,965	↑
Variance since December 2017	(3.0%)	↓



ACTIVITY



Month	Adjusted Scheduled Activity (UDA)	
	2018	2019
April	500	396
May	1,971	1,612
June	3,426	2,658
July	5,056	4,091
August	6,786	5,491
September	8,402	7,126
October	9,976	8,831
November	11,452	10,910
December	12,635	12,212
January	13,744	
February	14,621	
March	16,255	
April	17,522	
May	17,592	
June	17,580	

QUALITY

	Quantity	Base Number	Contract	AT	Region	England
% of FP17s for the same patient ID Re-attending within 3 months - Children	92	1,276	7.2%	9.9%	11.6%	11.8%
% of FP17s for the same patient ID Re-attending within 3 months - Adults	667	3,750	17.8%	14.7%	15.1%	15.6%
% of FP17s for the same patient ID Re-attending between 3 & 9 months - Children	638	1,276	50.0%	53.0%	59.9%	58.8%
% of FP17s for the same patient ID Re-attending between 3 & 9 months - Adults	1,762	3,750	47.0%	47.8%	52.0%	51.0%
% of FP17s for Band 1 Urgent Courses	197	4,647	4.2%	7.9%	8.0%	9.0%
% of FP17s Relating to Free Repair or Replacements	204	4,647	4.4%	0.7%	0.8%	0.8%
% of FP17s Relating to Continuations	75	4,647	1.6%	0.8%	0.9%	0.9%
% of Patients satisfied with the dentistry they have received	0	0	N/A	93.3%	93.6%	93.2%
% of Patients satisfied with the time they had to wait for an appointment	0	0	N/A	90.1%	88.6%	88.3%

* This is based on patients treated on this contract for their most recent course of treatment. Figures in italics indicate the base number of FP17s or Patient Questionnaire responses are less than 100. N/A is shown where the base number of responses is less than 10 during the period. % is calculated as Quantity/Base number*100

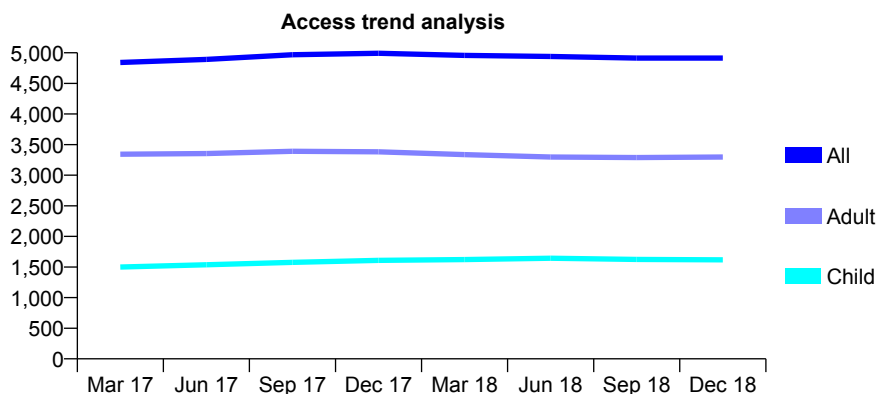
Q54 - Vital Signs At a Glance Contract Report for 921408/0001 - December 2018

Name or company name	MRS AK KHATKAR
Contract type name	GDS Contract
Purpose of contract	General
Contract start date	01/04/2006
Contract end date	

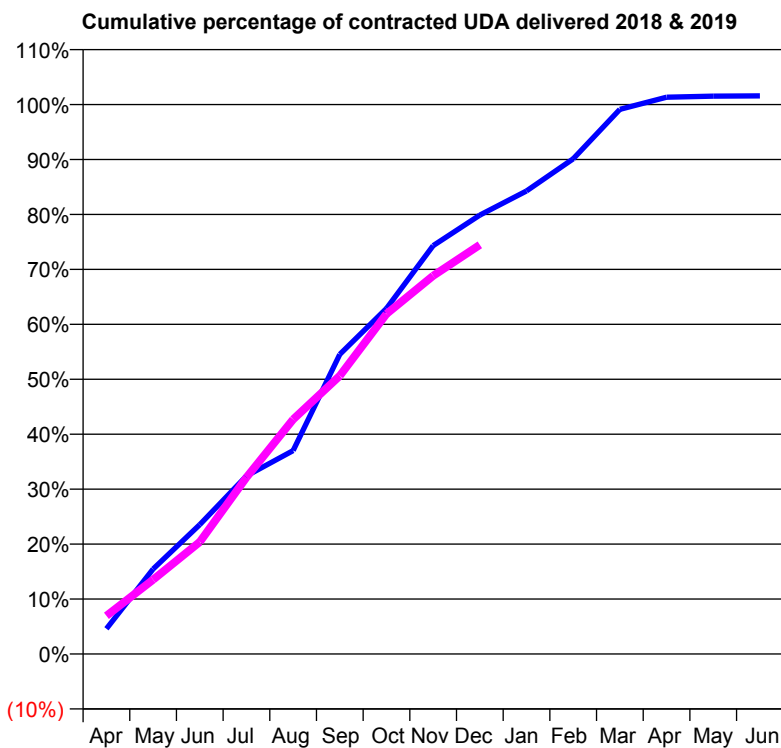
18/19 Contracted general activity (UDA)	8,640
Carry forward general activity (UDA)	-135
18/19 Contracted orthodontic activity (UOA)	0
Carry forward orthodontic activity (UOA)	0
Baseline contract value	£212,488.99

ACCESS*

Patients seen in 24 months	Total	Change since previous quarter
Quarter ending December 2017	4,992	
Quarter ending March 2018	4,957	→
Quarter ending June 2018	4,941	→
Quarter ending September 2018	4,913	→
Quarter ending December 2018	4,915	→
Variance since December 2017	(1.5%)	↓



ACTIVITY



Month	Adjusted Scheduled Activity (UDA)	
	2018	2019
April	398	600
May	1,337	1,169
June	2,034	1,762
July	2,800	2,778
August	3,199	3,690
September	4,712	4,375
October	5,433	5,347
November	6,420	5,947
December	6,900	6,434
January	7,280	
February	7,786	
March	8,563	
April	8,754	
May	8,771	
June	8,776	

QUALITY

	Quantity	Base Number	Contract	AT	Region	England
% of FP17s for the same patient ID Re-attending within 3 months - Children	88	1,689	5.2%	9.9%	11.6%	11.8%
% of FP17s for the same patient ID Re-attending within 3 months - Adults	241	2,580	9.3%	14.7%	15.1%	15.6%
% of FP17s for the same patient ID Re-attending between 3 & 9 months - Children	1,071	1,689	63.4%	53.0%	59.9%	58.8%
% of FP17s for the same patient ID Re-attending between 3 & 9 months - Adults	948	2,580	36.7%	47.8%	52.0%	51.0%
% of FP17s for Band 1 Urgent Courses	198	3,526	5.6%	7.9%	8.0%	9.0%
% of FP17s Relating to Free Repair or Replacements	22	3,526	0.6%	0.7%	0.8%	0.8%
% of FP17s Relating to Continuations	16	3,526	0.5%	0.8%	0.9%	0.9%
% of Patients satisfied with the dentistry they have received	0	0	N/A	93.3%	93.6%	93.2%
% of Patients satisfied with the time they had to wait for an appointment	0	0	N/A	90.1%	88.6%	88.3%

* This is based on patients treated on this contract for their most recent course of treatment. Figures in italics indicate the base number of FP17s or Patient Questionnaire responses are less than 100. N/A is shown where the base number of responses is less than 10 during the period. % is calculated as Quantity/Base number*100

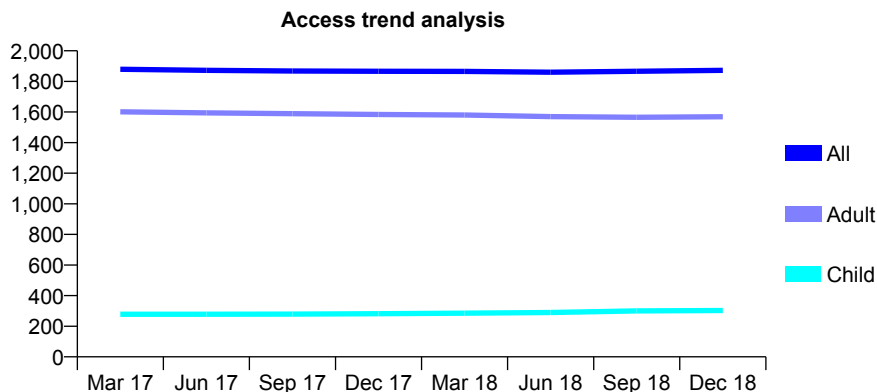
Q54 - Vital Signs At a Glance Contract Report for 924822/0002 - December 2018

Name or company name	Rai Dental Surgery
Contract type name	GDS Contract
Purpose of contract	General
Contract start date	28/01/2013
Contract end date	

18/19 Contracted general activity (UDA)	6,238
Carry forward general activity (UDA)	-124
18/19 Contracted orthodontic activity (UOA)	0
Carry forward orthodontic activity (UOA)	0
Baseline contract value	£183,563.04

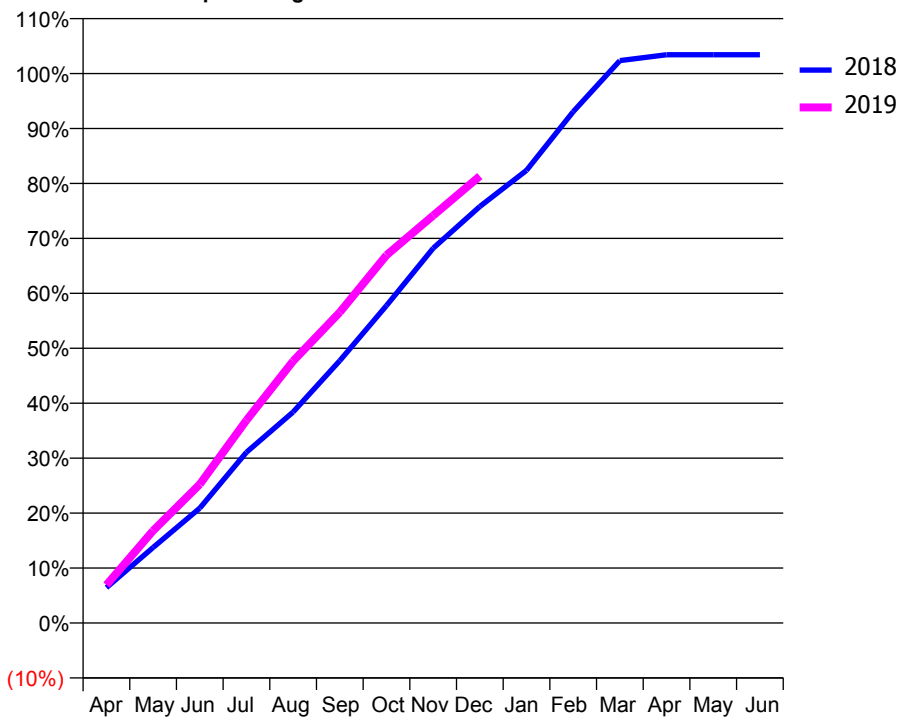
ACCESS*

Patients seen in 24 months	Total	Change since previous quarter
Quarter ending December 2017	1,866	
Quarter ending March 2018	1,865	→
Quarter ending June 2018	1,860	→
Quarter ending September 2018	1,866	→
Quarter ending December 2018	1,872	→
Variance since December 2017	0.3%	→



ACTIVITY

Cumulative percentage of contracted UDA delivered 2018 & 2019



Month	Adjusted Scheduled Activity (UDA)	
	2018	2019
April	402	432
May	858	1,049
June	1,304	1,575
July	1,939	2,302
August	2,395	2,973
September	2,978	3,527
October	3,603	4,176
November	4,255	4,626
December	4,728	5,074
January	5,139	
February	5,805	
March	6,385	
April	6,451	
May	6,451	
June	6,451	

QUALITY

	Quantity	Base Number	Contract	AT	Region	England
% of FP17s for the same patient ID Re-attending within 3 months - Children	17	369	4.6%	9.9%	11.6%	11.8%
% of FP17s for the same patient ID Re-attending within 3 months - Adults	293	2,099	14.0%	14.7%	15.1%	15.6%
% of FP17s for the same patient ID Re-attending between 3 & 9 months - Children	268	369	72.6%	53.0%	59.9%	58.8%
% of FP17s for the same patient ID Re-attending between 3 & 9 months - Adults	1,418	2,099	67.6%	47.8%	52.0%	51.0%
% of FP17s for Band 1 Urgent Courses	93	2,447	3.8%	7.9%	8.0%	9.0%
% of FP17s Relating to Free Repair or Replacements	28	2,447	1.1%	0.7%	0.8%	0.8%
% of FP17s Relating to Continuations	23	2,447	0.9%	0.8%	0.9%	0.9%
% of Patients satisfied with the dentistry they have received	1	1	N/A	93.3%	93.6%	93.2%
% of Patients satisfied with the time they had to wait for an appointment	1	1	N/A	90.1%	88.6%	88.3%

* This is based on patients treated on this contract for their most recent course of treatment. Figures in italics indicate the base number of FP17s or Patient Questionnaire responses are less than 100. N/A is shown where the base number of responses is less than 10 during the period. % is calculated as Quantity/Base number*100

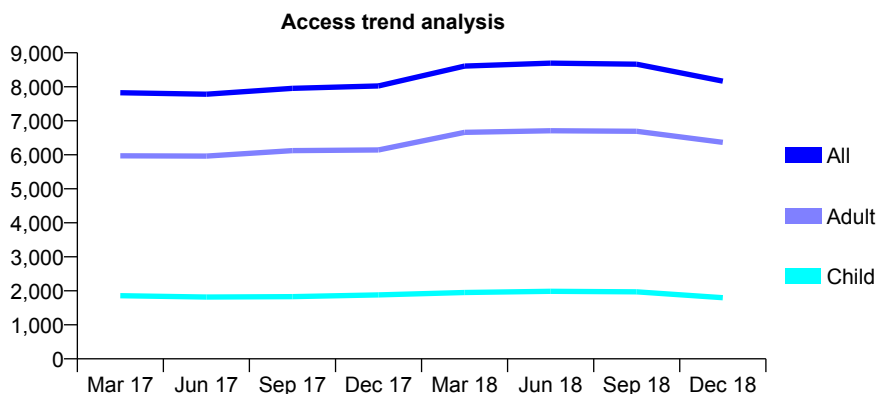
Q54 - Vital Signs At a Glance Contract Report for 925829/0005 - December 2018

Name or company name	MR KS AULAK
Contract type name	PDS Plus Contract
Purpose of contract	General
Contract start date	01/09/2010
Contract end date	31/10/2018

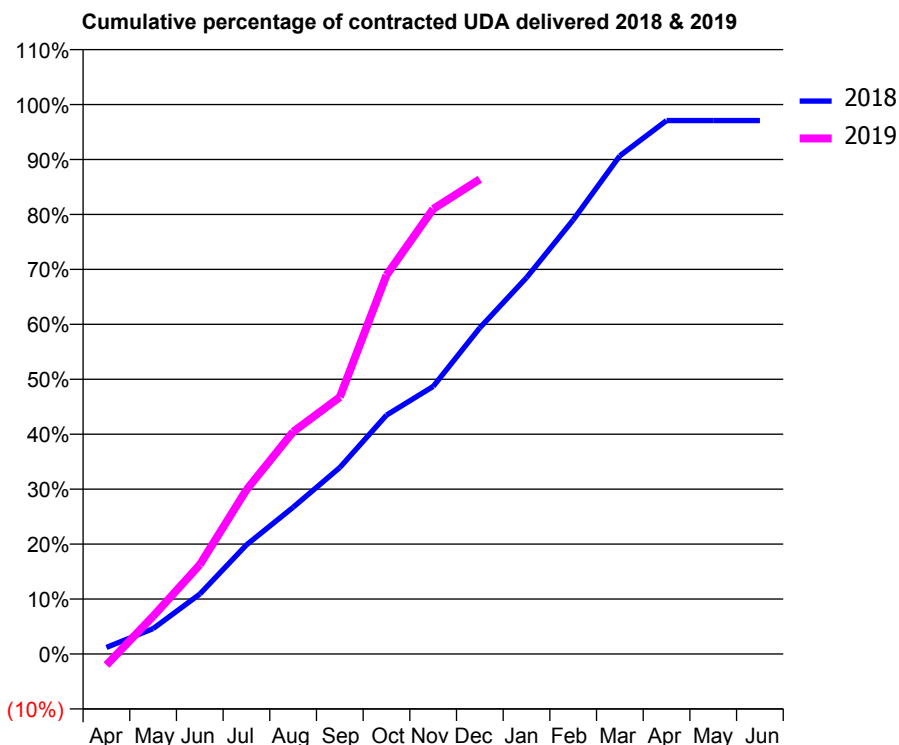
18/19 Contracted general activity (UDA)	12,833
Carry forward general activity (UDA)	639
18/19 Contracted orthodontic activity (UOA)	0
Carry forward orthodontic activity (UOA)	0
Baseline contract value	£188,963.65

ACCESS*

Patients seen in 24 months	Total	Change since previous quarter
Quarter ending December 2017	8,026	
Quarter ending March 2018	8,610	↑
Quarter ending June 2018	8,696	→
Quarter ending September 2018	8,663	→
Quarter ending December 2018	8,165	↓
Variance since December 2017	1.7%	→



ACTIVITY



Month	Adjusted Scheduled Activity (UDA)	
	2018	2019
April	265	-259
May	1,017	882
June	2,399	2,085
July	4,369	3,836
August	5,876	5,189
September	7,467	5,999
October	9,567	8,848
November	10,714	10,393
December	13,064	11,089
January	15,068	
February	17,380	
March	19,946	
April	21,356	
May	21,357	
June	21,357	

QUALITY

	Quantity	Base Number	Contract	AT	Region	England
% of FP17s for the same patient ID Re-attending within 3 months - Children	90	1,298	6.9%	9.9%	11.6%	11.8%
% of FP17s for the same patient ID Re-attending within 3 months - Adults	593	4,278	13.9%	14.7%	15.1%	15.6%
% of FP17s for the same patient ID Re-attending between 3 & 9 months - Children	515	1,298	39.7%	53.0%	59.9%	58.8%
% of FP17s for the same patient ID Re-attending between 3 & 9 months - Adults	1,347	4,278	31.5%	47.8%	52.0%	51.0%
% of FP17s for Band 1 Urgent Courses	937	5,084	18.4%	7.9%	8.0%	9.0%
% of FP17s Relating to Free Repair or Replacements	20	5,084	0.4%	0.7%	0.8%	0.8%
% of FP17s Relating to Continuations	69	5,084	1.4%	0.8%	0.9%	0.9%
% of Patients satisfied with the dentistry they have received	3	3	N/A	93.3%	93.6%	93.2%
% of Patients satisfied with the time they had to wait for an appointment	3	3	N/A	90.1%	88.6%	88.3%

* This is based on patients treated on this contract for their most recent course of treatment. Figures in italics indicate the base number of FP17s or Patient Questionnaire responses are less than 100. N/A is shown where the base number of responses is less than 10 during the period. % is calculated as Quantity/Base number*100

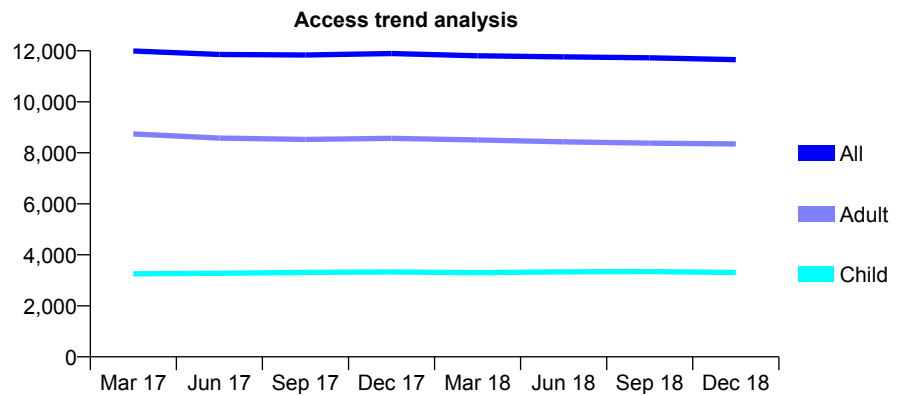
Q54 - Vital Signs At a Glance Contract Report for 927724/0002 - December 2018

Name or company name	MR SS DEHAL
Contract type name	GDS Contract
Purpose of contract	General
Contract start date	01/04/2006
Contract end date	

18/19 Contracted general activity (UDA)	37,097
Carry forward general activity (UDA)	0
18/19 Contracted orthodontic activity (UOA)	0
Carry forward orthodontic activity (UOA)	0
Baseline contract value	£1,004,040.08

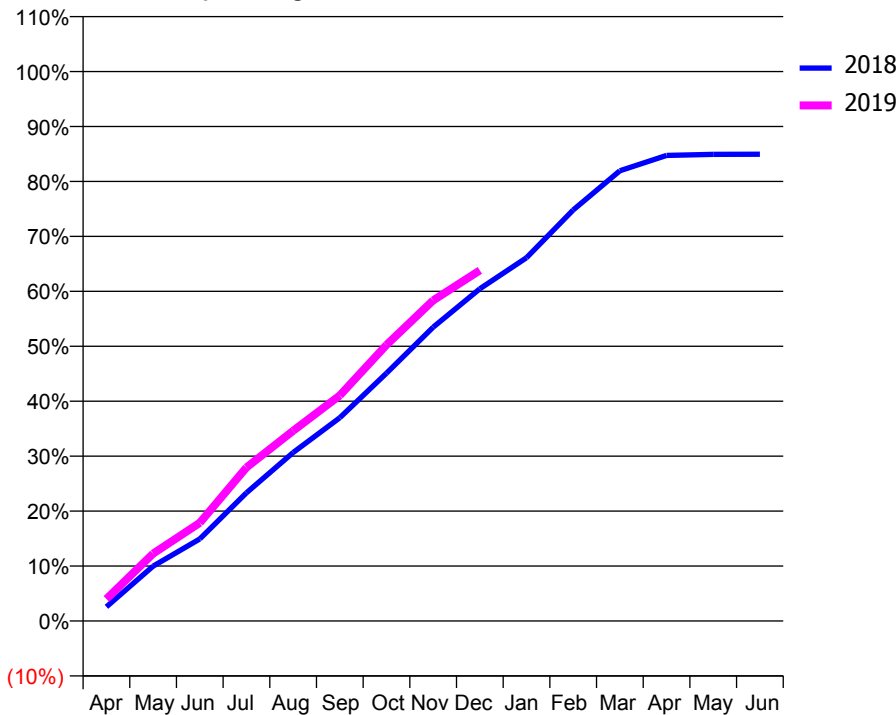
ACCESS*

Patients seen in 24 months	Total	Change since previous quarter
Quarter ending December 2017	11,894	
Quarter ending March 2018	11,805	→
Quarter ending June 2018	11,761	→
Quarter ending September 2018	11,723	→
Quarter ending December 2018	11,654	→
Variance since December 2017	(2.0%)	↓



ACTIVITY

Cumulative percentage of contracted UDA delivered 2018 & 2019



Month	Adjusted Scheduled Activity (UDA)	
	2018	2019
April	959	1,492
May	3,703	4,553
June	5,538	6,629
July	8,656	10,366
August	11,371	12,840
September	13,728	15,225
October	16,734	18,641
November	19,838	21,642
December	22,427	23,668
January	24,525	
February	27,751	
March	30,399	
April	31,429	
May	31,507	
June	31,511	

QUALITY

	Quantity	Base Number	Contract	AT	Region	England
% of FP17s for the same patient ID Re-attending within 3 months - Children	136	2,831	4.8%	9.9%	11.6%	11.8%
% of FP17s for the same patient ID Re-attending within 3 months - Adults	717	6,766	10.6%	14.7%	15.1%	15.6%
% of FP17s for the same patient ID Re-attending between 3 & 9 months - Children	1,337	2,831	47.2%	53.0%	59.9%	58.8%
% of FP17s for the same patient ID Re-attending between 3 & 9 months - Adults	2,911	6,766	43.0%	47.8%	52.0%	51.0%
% of FP17s for Band 1 Urgent Courses	457	9,196	5.0%	7.9%	8.0%	9.0%
% of FP17s Relating to Free Repair or Replacements	72	9,196	0.8%	0.7%	0.8%	0.8%
% of FP17s Relating to Continuations	56	9,196	0.6%	0.8%	0.9%	0.9%
% of Patients satisfied with the dentistry they have received	3	3	N/A	93.3%	93.6%	93.2%
% of Patients satisfied with the time they had to wait for an appointment	2	3	N/A	90.1%	88.6%	88.3%

* This is based on patients treated on this contract for their most recent course of treatment. Figures in italics indicate the base number of FP17s or Patient Questionnaire responses are less than 100. N/A is shown where the base number of responses is less than 10 during the period. % is calculated as Quantity/Base number*100

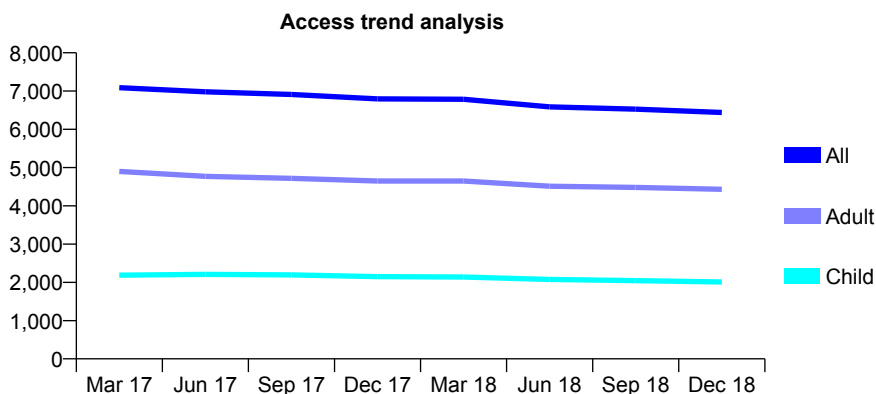
Q54 - Vital Signs At a Glance Contract Report for 931152/0001 - December 2018

Name or company name	MR TS MAROK
Contract type name	GDS Contract
Purpose of contract	General and Orthodontic
Contract start date	01/04/2006
Contract end date	

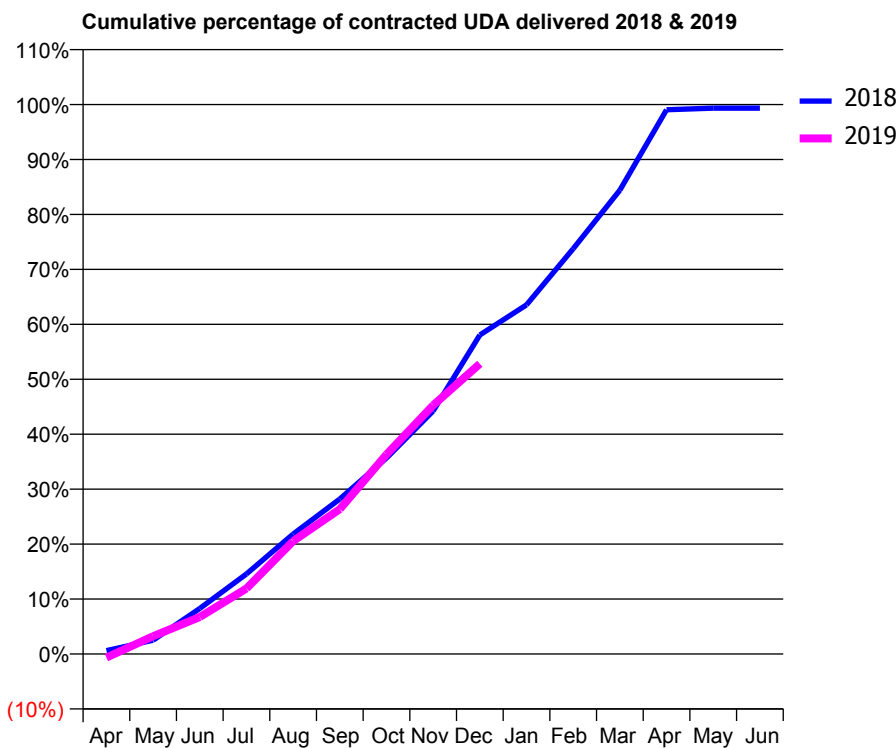
18/19 Contracted general activity (UDA)	22,662
Carry forward general activity (UDA)	149
18/19 Contracted orthodontic activity (UOA)	20
Carry forward orthodontic activity (UOA)	0
Baseline contract value	£571,872.81

ACCESS*

Patients seen in 24 months	Total	Change since previous quarter
Quarter ending December 2017	6,797	
Quarter ending March 2018	6,785	→
Quarter ending June 2018	6,586	↓
Quarter ending September 2018	6,528	→
Quarter ending December 2018	6,441	↓
Variance since December 2017	(5.2%)	↓



ACTIVITY



Month	Adjusted Scheduled Activity (UDA)	
	2018	2019
April	139	-149
May	570	735
June	1,880	1,524
July	3,302	2,703
August	4,947	4,653
September	6,395	5,978
October	8,083	8,230
November	10,024	10,261
December	13,155	11,972
January	14,397	
February	16,713	
March	19,128	
April	22,443	
May	22,511	
June	22,513	

QUALITY

	Quantity	Base Number	Contract	AT	Region	England
% of FP17s for the same patient ID Re-attending within 3 months - Children	165	2,228	7.4%	9.9%	11.6%	11.8%
% of FP17s for the same patient ID Re-attending within 3 months - Adults	409	4,136	9.9%	14.7%	15.1%	15.6%
% of FP17s for the same patient ID Re-attending between 3 & 9 months - Children	1,373	2,228	61.6%	53.0%	59.9%	58.8%
% of FP17s for the same patient ID Re-attending between 3 & 9 months - Adults	2,399	4,136	58.0%	47.8%	52.0%	51.0%
% of FP17s for Band 1 Urgent Courses	202	5,077	4.0%	7.9%	8.0%	9.0%
% of FP17s Relating to Free Repair or Replacements	52	5,077	1.0%	0.7%	0.8%	0.8%
% of FP17s Relating to Continuations	14	5,077	0.3%	0.8%	0.9%	0.9%
% of Patients satisfied with the dentistry they have received	2	2	N/A	93.3%	93.6%	93.2%
% of Patients satisfied with the time they had to wait for an appointment	2	2	N/A	90.1%	88.6%	88.3%

* This is based on patients treated on this contract for their most recent course of treatment. Figures in italics indicate the base number of FP17s or Patient Questionnaire responses are less than 100. N/A is shown where the base number of responses is less than 10 during the period. % is calculated as Quantity/Base number*100

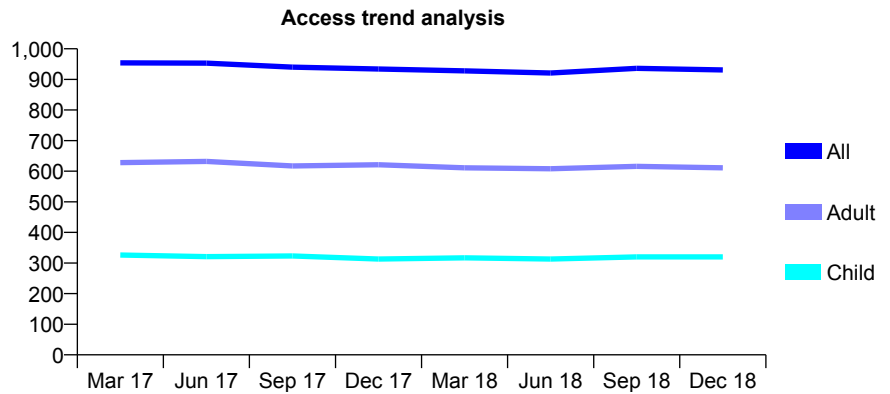
Q54 - Vital Signs At a Glance Contract Report for 931446/0001 - December 2018

Name or company name	MR WW YIP
Contract type name	GDS Contract
Purpose of contract	General
Contract start date	01/04/2006
Contract end date	

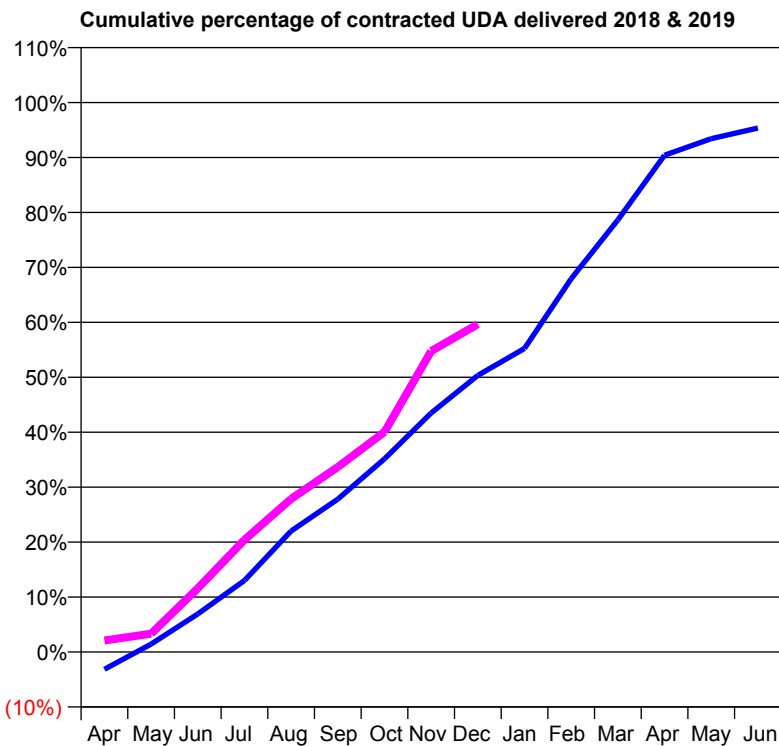
18/19 Contracted general activity (UDA)	3,873
Carry forward general activity (UDA)	0
18/19 Contracted orthodontic activity (UOA)	0
Carry forward orthodontic activity (UOA)	0
Baseline contract value	£97,239.97

ACCESS*

Patients seen in 24 months	Total	Change since previous quarter
Quarter ending December 2017	934	
Quarter ending March 2018	928	→
Quarter ending June 2018	921	→
Quarter ending September 2018	936	→
Quarter ending December 2018	931	→
Variance since December 2017	(0.3%)	→



ACTIVITY



Month	Adjusted Scheduled Activity (UDA)	
	2018	2019
April	-123	81
May	56	129
June	268	449
July	504	791
August	853	1,080
September	1,077	1,304
October	1,362	1,551
November	1,685	2,120
December	1,950	2,311
January	2,140	
February	2,632	
March	3,045	
April	3,502	
May	3,618	
June	3,694	

QUALITY

	Quantity	Base Number	Contract	AT	Region	England
% of FP17s for the same patient ID Re-attending within 3 months - Children	41	383	10.7%	9.9%	11.6%	11.8%
% of FP17s for the same patient ID Re-attending within 3 months - Adults	196	787	24.9%	14.7%	15.1%	15.6%
% of FP17s for the same patient ID Re-attending between 3 & 9 months - Children	240	383	62.7%	53.0%	59.9%	58.8%
% of FP17s for the same patient ID Re-attending between 3 & 9 months - Adults	395	787	50.2%	47.8%	52.0%	51.0%
% of FP17s for Band 1 Urgent Courses	155	1,008	15.4%	7.9%	8.0%	9.0%
% of FP17s Relating to Free Repair or Replacements	0	1,008	0.0%	0.7%	0.8%	0.8%
% of FP17s Relating to Continuations	28	1,008	2.8%	0.8%	0.9%	0.9%
% of Patients satisfied with the dentistry they have received	0	0	N/A	93.3%	93.6%	93.2%
% of Patients satisfied with the time they had to wait for an appointment	0	0	N/A	90.1%	88.6%	88.3%

* This is based on patients treated on this contract for their most recent course of treatment. Figures in italics indicate the base number of FP17s or Patient Questionnaire responses are less than 100. N/A is shown where the base number of responses is less than 10 during the period. % is calculated as Quantity/Base number*100

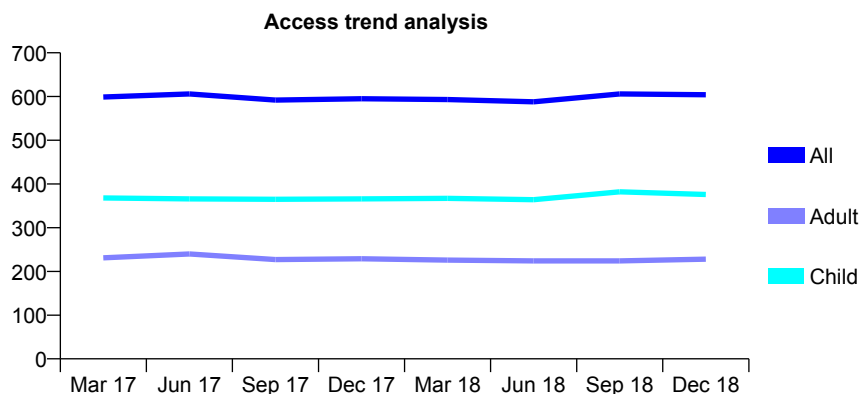
Q54 - Vital Signs At a Glance Contract Report for 936448/0001 - December 2018

Name or company name	MR SW PIPE
Contract type name	GDS Contract
Purpose of contract	General
Contract start date	01/04/2006
Contract end date	

18/19 Contracted general activity (UDA)	1,050
Carry forward general activity (UDA)	0
18/19 Contracted orthodontic activity (UOA)	0
Carry forward orthodontic activity (UOA)	0
Baseline contract value	£26,611.86

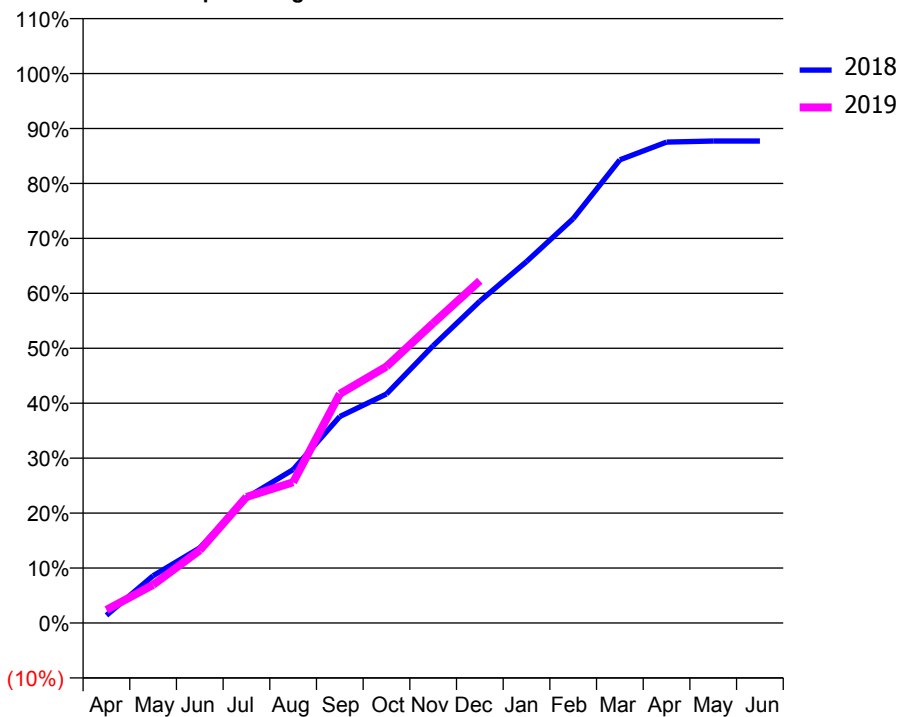
ACCESS*

Patients seen in 24 months	Total	Change since previous quarter
Quarter ending December 2017	595	
Quarter ending March 2018	593	→
Quarter ending June 2018	588	→
Quarter ending September 2018	606	↑
Quarter ending December 2018	604	→
Variance since December 2017	1.5%	→



ACTIVITY

Cumulative percentage of contracted UDA delivered 2018 & 2019



Month	Adjusted Scheduled Activity (UDA)	
	2018	2019
April	16	25
May	99	73
June	157	139
July	262	241
August	321	269
September	432	438
October	479	490
November	580	573
December	673	654
January	756	
February	846	
March	969	
April	1,007	
May	1,009	
June	1,009	

QUALITY

	Quantity	Base Number	Contract	AT	Region	England
% of FP17s for the same patient ID Re-attending within 3 months - Children	12	376	3.2%	9.9%	11.6%	11.8%
% of FP17s for the same patient ID Re-attending within 3 months - Adults	10	137	7.3%	14.7%	15.1%	15.6%
% of FP17s for the same patient ID Re-attending between 3 & 9 months - Children	215	376	57.2%	53.0%	59.9%	58.8%
% of FP17s for the same patient ID Re-attending between 3 & 9 months - Adults	72	137	52.6%	47.8%	52.0%	51.0%
% of FP17s for Band 1 Urgent Courses	0	474	0.0%	7.9%	8.0%	9.0%
% of FP17s Relating to Free Repair or Replacements	1	474	0.2%	0.7%	0.8%	0.8%
% of FP17s Relating to Continuations	0	474	0.0%	0.8%	0.9%	0.9%
% of Patients satisfied with the dentistry they have received	0	0	N/A	93.3%	93.6%	93.2%
% of Patients satisfied with the time they had to wait for an appointment	0	0	N/A	90.1%	88.6%	88.3%

* This is based on patients treated on this contract for their most recent course of treatment. Figures in italics indicate the base number of FP17s or Patient Questionnaire responses are less than 100. N/A is shown where the base number of responses is less than 10 during the period. % is calculated as Quantity/Base number*100

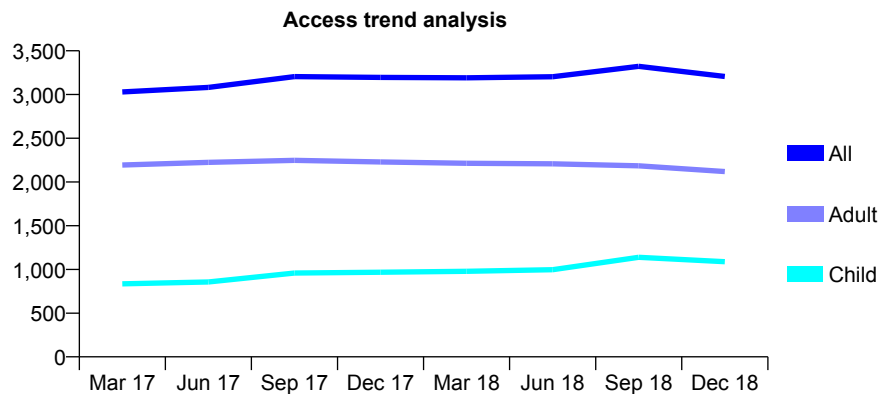
Q54 - Vital Signs At a Glance Contract Report for 936596/0001 - December 2018

Name or company name	MR M ASGHARI TAVANEI GILANI
Contract type name	GDS Contract
Purpose of contract	General
Contract start date	01/04/2006
Contract end date	

18/19 Contracted general activity (UDA)	9,921
Carry forward general activity (UDA)	-198
18/19 Contracted orthodontic activity (UOA)	0
Carry forward orthodontic activity (UOA)	0
Baseline contract value	£285,057.15

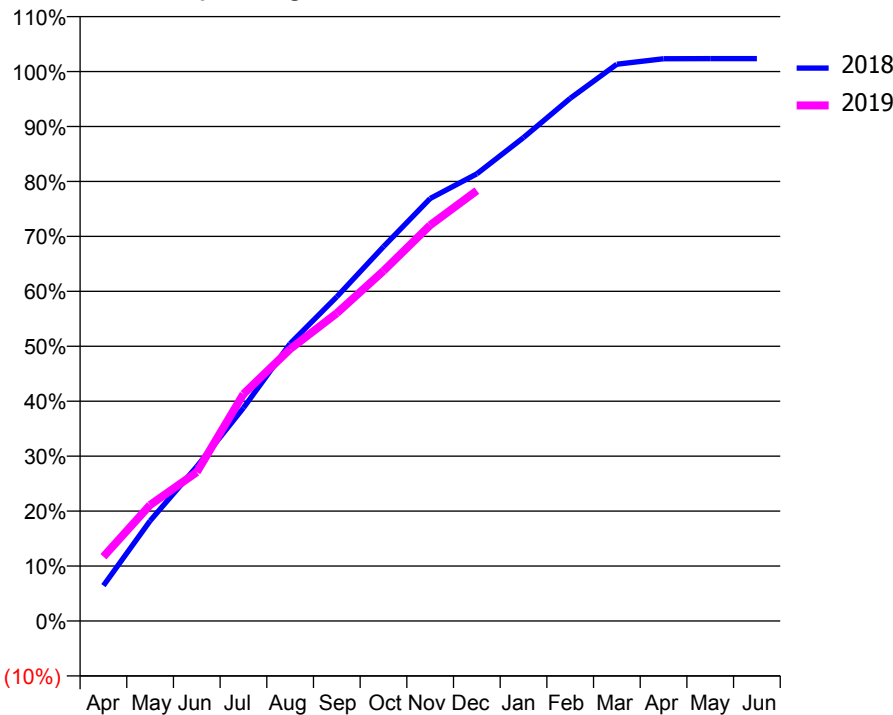
ACCESS*

Patients seen in 24 months	Total	Change since previous quarter
Quarter ending December 2017	3,196	
Quarter ending March 2018	3,191	→
Quarter ending June 2018	3,203	→
Quarter ending September 2018	3,323	↑
Quarter ending December 2018	3,207	↓
Variance since December 2017	0.3%	→



ACTIVITY

Cumulative percentage of contracted UDA delivered 2018 & 2019



Month	Adjusted Scheduled Activity (UDA)	
	2018	2019
April	639	1,162
May	1,808	2,095
June	2,789	2,688
July	3,849	4,098
August	5,008	4,910
September	5,854	5,557
October	6,758	6,321
November	7,628	7,146
December	8,075	7,770
January	8,728	
February	9,437	
March	10,052	
April	10,152	
May	10,154	
June	10,154	

QUALITY

	Quantity	Base Number	Contract	AT	Region	England
% of FP17s for the same patient ID Re-attending within 3 months - Children	69	1,247	5.5%	9.9%	11.6%	11.8%
% of FP17s for the same patient ID Re-attending within 3 months - Adults	305	2,019	15.1%	14.7%	15.1%	15.6%
% of FP17s for the same patient ID Re-attending between 3 & 9 months - Children	613	1,247	49.2%	53.0%	59.9%	58.8%
% of FP17s for the same patient ID Re-attending between 3 & 9 months - Adults	931	2,019	46.1%	47.8%	52.0%	51.0%
% of FP17s for Band 1 Urgent Courses	275	3,185	8.6%	7.9%	8.0%	9.0%
% of FP17s Relating to Free Repair or Replacements	3	3,185	0.1%	0.7%	0.8%	0.8%
% of FP17s Relating to Continuations	2	3,185	0.1%	0.8%	0.9%	0.9%
% of Patients satisfied with the dentistry they have received	0	0	N/A	93.3%	93.6%	93.2%
% of Patients satisfied with the time they had to wait for an appointment	0	0	N/A	90.1%	88.6%	88.3%

* This is based on patients treated on this contract for their most recent course of treatment. Figures in italics indicate the base number of FP17s or Patient Questionnaire responses are less than 100. N/A is shown where the base number of responses is less than 10 during the period. % is calculated as Quantity/Base number*100

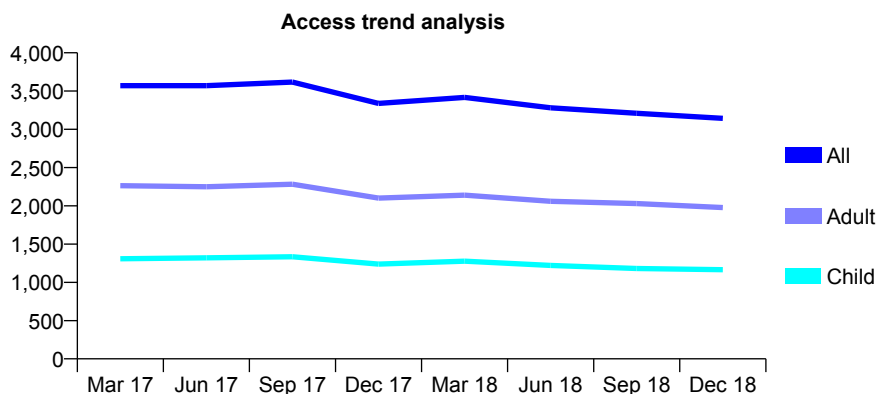
Q54 - Vital Signs At a Glance Contract Report for 938181/0001 - December 2018

Name or company name	MR SS ATTHI
Contract type name	GDS Contract
Purpose of contract	General and Orthodontic
Contract start date	01/04/2006
Contract end date	

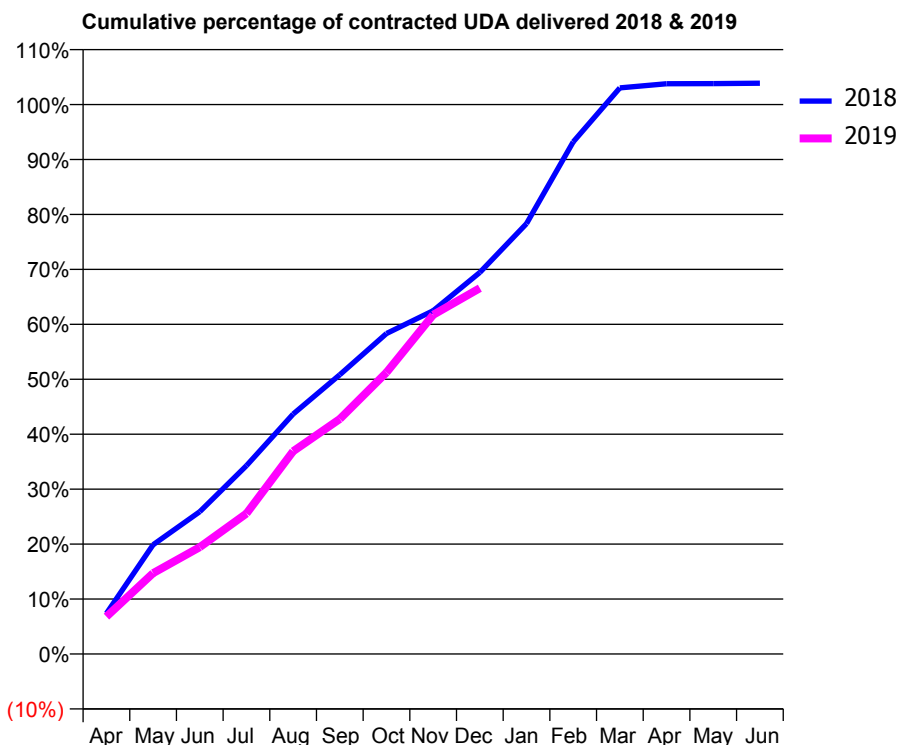
18/19 Contracted general activity (UDA)	11,107
Carry forward general activity (UDA)	-222
18/19 Contracted orthodontic activity (UOA)	587
Carry forward orthodontic activity (UOA)	-11
Baseline contract value	£383,750.83

ACCESS*

Patients seen in 24 months	Total	Change since previous quarter
Quarter ending December 2017	3,339	
Quarter ending March 2018	3,417	↑
Quarter ending June 2018	3,281	↓
Quarter ending September 2018	3,209	↓
Quarter ending December 2018	3,143	↓
Variance since December 2017	(5.9%)	↓



ACTIVITY



Month	Adjusted Scheduled Activity (UDA)	
	2018	2019
April	821	757
May	2,208	1,636
June	2,878	2,159
July	3,808	2,838
August	4,851	4,097
September	5,645	4,751
October	6,479	5,691
November	6,938	6,856
December	7,714	7,394
January	8,700	
February	10,350	
March	11,443	
April	11,527	
May	11,530	
June	11,537	

QUALITY

	Quantity	Base Number	Contract	AT	Region	England
% of FP17s for the same patient ID Re-attending within 3 months - Children	73	1,035	7.1%	9.9%	11.6%	11.8%
% of FP17s for the same patient ID Re-attending within 3 months - Adults	236	1,506	15.7%	14.7%	15.1%	15.6%
% of FP17s for the same patient ID Re-attending between 3 & 9 months - Children	396	1,035	38.3%	53.0%	59.9%	58.8%
% of FP17s for the same patient ID Re-attending between 3 & 9 months - Adults	478	1,506	31.7%	47.8%	52.0%	51.0%
% of FP17s for Band 1 Urgent Courses	570	2,454	23.2%	7.9%	8.0%	9.0%
% of FP17s Relating to Free Repair or Replacements	2	2,454	0.1%	0.7%	0.8%	0.8%
% of FP17s Relating to Continuations	7	2,454	0.3%	0.8%	0.9%	0.9%
% of Patients satisfied with the dentistry they have received	0	0	N/A	93.3%	93.6%	93.2%
% of Patients satisfied with the time they had to wait for an appointment	0	0	N/A	90.1%	88.6%	88.3%

* This is based on patients treated on this contract for their most recent course of treatment. Figures in italics indicate the base number of FP17s or Patient Questionnaire responses are less than 100. N/A is shown where the base number of responses is less than 10 during the period. % is calculated as Quantity/Base number*100

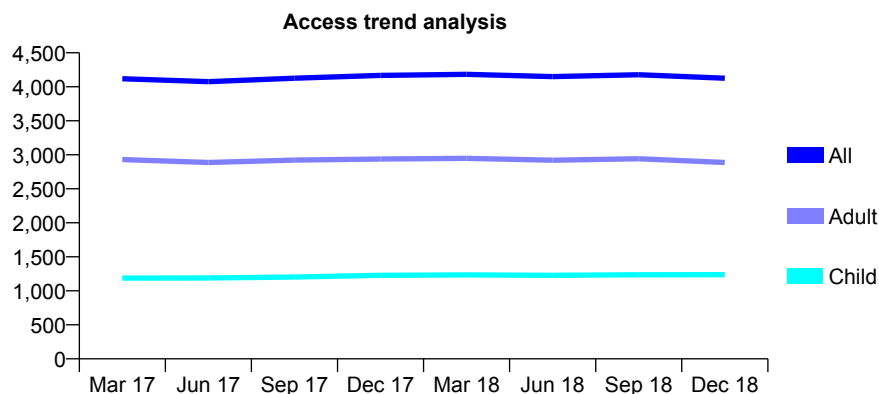
Q54 - Vital Signs At a Glance Contract Report for 942243/0001 - December 2018

Name or company name	MR KS RATRA
Contract type name	GDS Contract
Purpose of contract	General
Contract start date	01/04/2006
Contract end date	

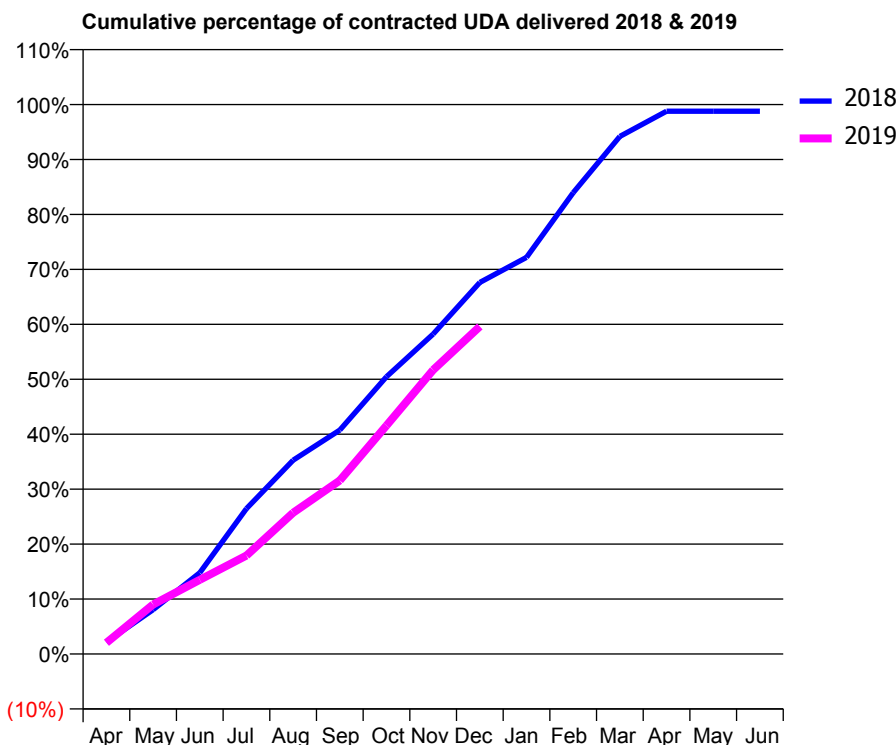
18/19 Contracted general activity (UDA)	12,456
Carry forward general activity (UDA)	153
18/19 Contracted orthodontic activity (UOA)	0
Carry forward orthodontic activity (UOA)	0
Baseline contract value	£306,244.75

ACCESS*

Patients seen in 24 months	Total	Change since previous quarter
Quarter ending December 2017	4,168	
Quarter ending March 2018	4,183	→
Quarter ending June 2018	4,150	→
Quarter ending September 2018	4,178	→
Quarter ending December 2018	4,127	↓
Variance since December 2017	(1.0%)	→



ACTIVITY



Month	Adjusted Scheduled Activity (UDA)	
	2018	2019
April	272	256
May	1,006	1,124
June	1,844	1,681
July	3,297	2,231
August	4,394	3,202
September	5,077	3,935
October	6,287	5,180
November	7,252	6,441
December	8,422	7,424
January	8,992	
February	10,458	
March	11,732	
April	12,302	
May	12,302	
June	12,302	

QUALITY

	Quantity	Base Number	Contract	AT	Region	England
% of FP17s for the same patient ID Re-attending within 3 months - Children	74	1,194	6.2%	9.9%	11.6%	11.8%
% of FP17s for the same patient ID Re-attending within 3 months - Adults	469	2,691	17.4%	14.7%	15.1%	15.6%
% of FP17s for the same patient ID Re-attending between 3 & 9 months - Children	671	1,194	56.2%	53.0%	59.9%	58.8%
% of FP17s for the same patient ID Re-attending between 3 & 9 months - Adults	1,356	2,691	50.4%	47.8%	52.0%	51.0%
% of FP17s for Band 1 Urgent Courses	334	3,216	10.4%	7.9%	8.0%	9.0%
% of FP17s Relating to Free Repair or Replacements	40	3,216	1.2%	0.7%	0.8%	0.8%
% of FP17s Relating to Continuations	39	3,216	1.2%	0.8%	0.9%	0.9%
% of Patients satisfied with the dentistry they have received	1	1	N/A	93.3%	93.6%	93.2%
% of Patients satisfied with the time they had to wait for an appointment	1	1	N/A	90.1%	88.6%	88.3%

* This is based on patients treated on this contract for their most recent course of treatment. Figures in italics indicate the base number of FP17s or Patient Questionnaire responses are less than 100. N/A is shown where the base number of responses is less than 10 during the period. % is calculated as Quantity/Base number*100

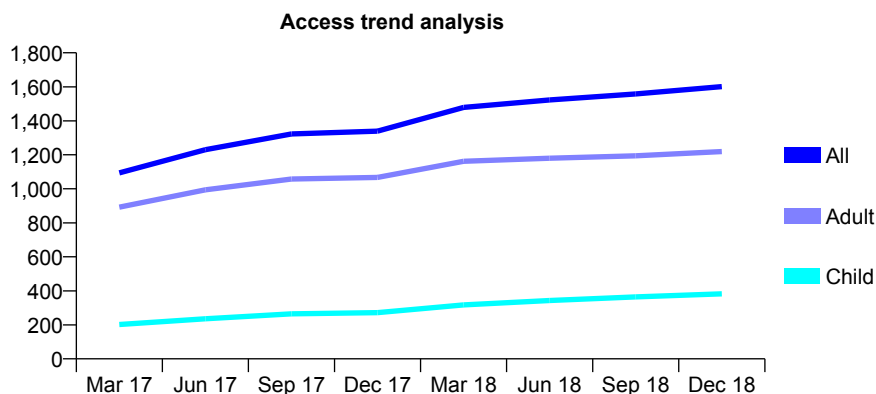
Q54 - Vital Signs At a Glance Contract Report for 943630/0001 - December 2018

Name or company name	MS HJ WAHEED
Contract type name	GDS Contract
Purpose of contract	General
Contract start date	01/10/2015
Contract end date	

18/19 Contracted general activity (UDA)	3,820
Carry forward general activity (UDA)	-10
18/19 Contracted orthodontic activity (UOA)	0
Carry forward orthodontic activity (UOA)	0
Baseline contract value	£109,035.43

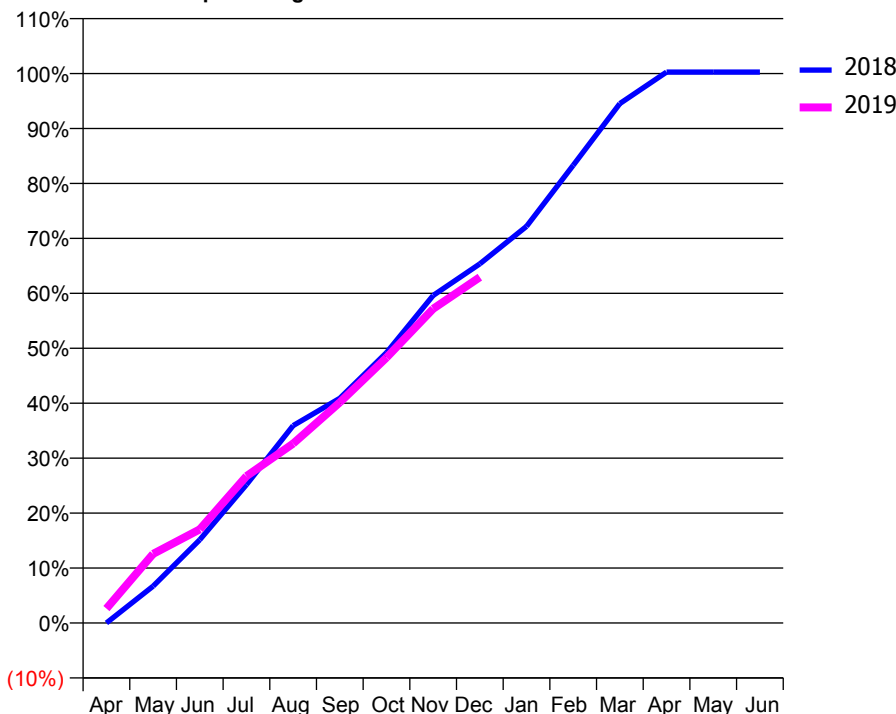
ACCESS*

Patients seen in 24 months	Total	Change since previous quarter
Quarter ending December 2017	1,339	
Quarter ending March 2018	1,479	↑
Quarter ending June 2018	1,523	↑
Quarter ending September 2018	1,558	↑
Quarter ending December 2018	1,601	↑
Variance since December 2017	19.6%	↑



ACTIVITY

Cumulative percentage of contracted UDA delivered 2018 & 2019



Month	Adjusted Scheduled Activity (UDA)	
	2018	2019
April	0	100
May	256	480
June	579	652
July	962	1,021
August	1,373	1,248
September	1,562	1,534
October	1,879	1,845
November	2,277	2,184
December	2,497	2,404
January	2,757	
February	3,182	
March	3,611	
April	3,830	
May	3,830	
June	3,830	

QUALITY

	Quantity	Base Number	Contract	AT	Region	England
% of FP17s for the same patient ID Re-attending within 3 months - Children	26	333	7.8%	9.9%	11.6%	11.8%
% of FP17s for the same patient ID Re-attending within 3 months - Adults	141	1,088	13.0%	14.7%	15.1%	15.6%
% of FP17s for the same patient ID Re-attending between 3 & 9 months - Children	159	333	47.7%	53.0%	59.9%	58.8%
% of FP17s for the same patient ID Re-attending between 3 & 9 months - Adults	555	1,088	51.0%	47.8%	52.0%	51.0%
% of FP17s for Band 1 Urgent Courses	51	1,015	5.0%	7.9%	8.0%	9.0%
% of FP17s Relating to Free Repair or Replacements	14	1,015	1.4%	0.7%	0.8%	0.8%
% of FP17s Relating to Continuations	20	1,015	2.0%	0.8%	0.9%	0.9%
% of Patients satisfied with the dentistry they have received	0	0	N/A	93.3%	93.6%	93.2%
% of Patients satisfied with the time they had to wait for an appointment	0	0	N/A	90.1%	88.6%	88.3%

* This is based on patients treated on this contract for their most recent course of treatment. Figures in italics indicate the base number of FP17s or Patient Questionnaire responses are less than 100. N/A is shown where the base number of responses is less than 10 during the period. % is calculated as Quantity/Base number*100

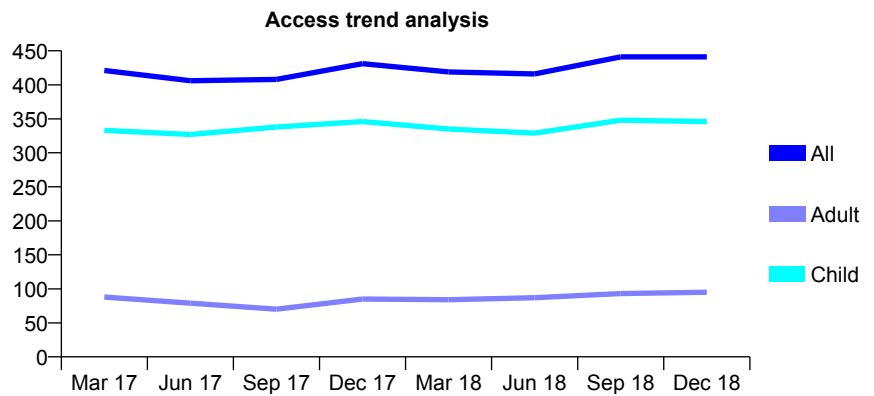
Q54 - Vital Signs At a Glance Contract Report for 943673/0001 - December 2018

Name or company name	MISS H JAGPAL
Contract type name	GDS Contract
Purpose of contract	General
Contract start date	03/07/2009
Contract end date	

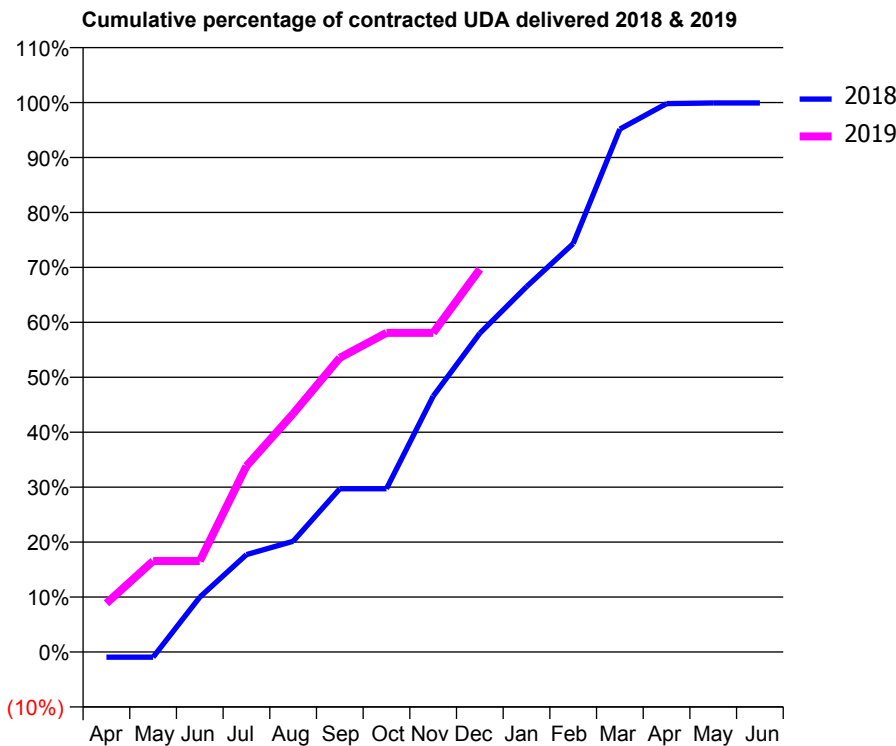
18/19 Contracted general activity (UDA)	826
Carry forward general activity (UDA)	0
18/19 Contracted orthodontic activity (UOA)	0
Carry forward orthodontic activity (UOA)	0
Baseline contract value	£19,857.08

ACCESS*

Patients seen in 24 months	Total	Change since previous quarter
Quarter ending December 2017	431	
Quarter ending March 2018	419	↓
Quarter ending June 2018	416	→
Quarter ending September 2018	441	↑
Quarter ending December 2018	441	→
Variance since December 2017	2.3%	↑



ACTIVITY



Month	Adjusted Scheduled Activity (UDA)	
	2018	2019
April	-8	73
May	-8	137
June	82	137
July	146	280
August	166	358
September	245	442
October	245	480
November	385	480
December	479	575
January	549	
February	614	
March	786	
April	824	
May	825	
June	825	

QUALITY

	Quantity	Base Number	Contract	AT	Region	England
% of FP17s for the same patient ID Re-attending within 3 months - Children	8	310	2.6%	9.9%	11.6%	11.8%
% of FP17s for the same patient ID Re-attending within 3 months - Adults	2	49	4.1%	14.7%	15.1%	15.6%
% of FP17s for the same patient ID Re-attending between 3 & 9 months - Children	175	310	56.5%	53.0%	59.9%	58.8%
% of FP17s for the same patient ID Re-attending between 3 & 9 months - Adults	22	49	44.9%	47.8%	52.0%	51.0%
% of FP17s for Band 1 Urgent Courses	17	337	5.0%	7.9%	8.0%	9.0%
% of FP17s Relating to Free Repair or Replacements	0	337	0.0%	0.7%	0.8%	0.8%
% of FP17s Relating to Continuations	0	337	0.0%	0.8%	0.9%	0.9%
% of Patients satisfied with the dentistry they have received	0	0	N/A	93.3%	93.6%	93.2%
% of Patients satisfied with the time they had to wait for an appointment	0	0	N/A	90.1%	88.6%	88.3%

* This is based on patients treated on this contract for their most recent course of treatment. Figures in italics indicate the base number of FP17s or Patient Questionnaire responses are less than 100. N/A is shown where the base number of responses is less than 10 during the period. % is calculated as Quantity/Base number*100

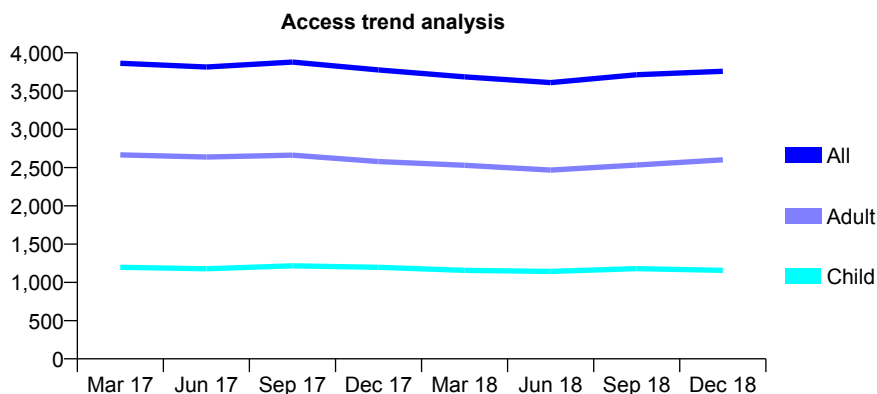
Q54 - Vital Signs At a Glance Contract Report for 944009/0001 - December 2018

Name or company name	MR Z AFZAL
Contract type name	GDS Contract
Purpose of contract	General
Contract start date	01/04/2006
Contract end date	

18/19 Contracted general activity (UDA)	13,582
Carry forward general activity (UDA)	33
18/19 Contracted orthodontic activity (UOA)	0
Carry forward orthodontic activity (UOA)	0
Baseline contract value	£345,909.31

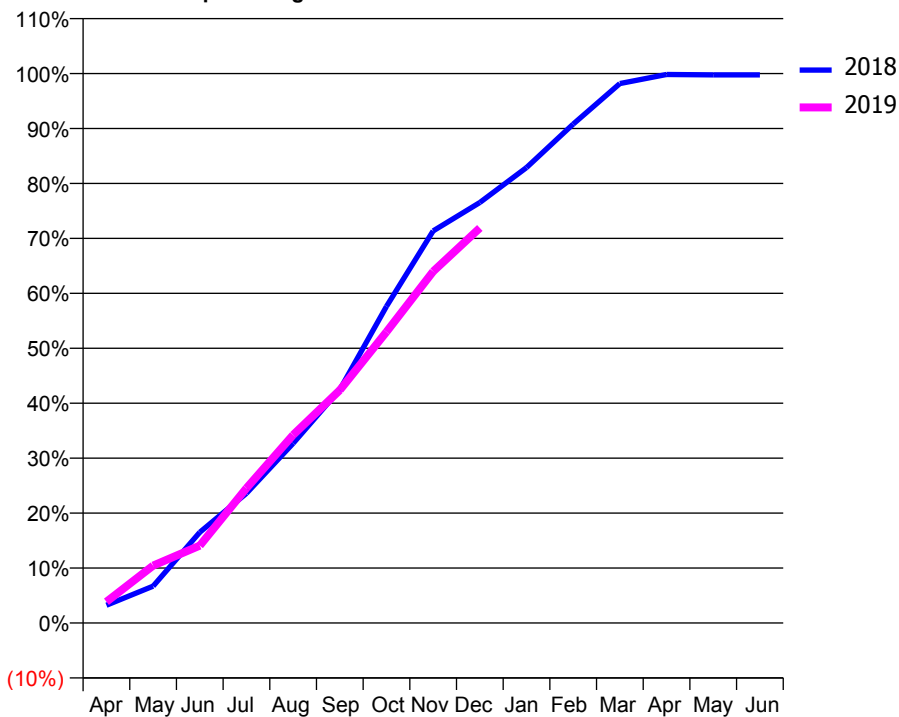
ACCESS*

Patients seen in 24 months	Total	Change since previous quarter
Quarter ending December 2017	3,776	
Quarter ending March 2018	3,685	↓
Quarter ending June 2018	3,610	↓
Quarter ending September 2018	3,713	↑
Quarter ending December 2018	3,759	→
Variance since December 2017	(0.5%)	→



ACTIVITY

Cumulative percentage of contracted UDA delivered 2018 & 2019



Month	Adjusted Scheduled Activity (UDA)	
	2018	2019
April	441	527
May	912	1,418
June	2,243	1,912
July	3,205	3,335
August	4,443	4,649
September	5,769	5,757
October	7,826	7,196
November	9,692	8,690
December	10,394	9,765
January	11,259	
February	12,331	
March	13,333	
April	13,557	
May	13,548	
June	13,548	

QUALITY

	Quantity	Base Number	Contract	AT	Region	England
% of FP17s for the same patient ID Re-attending within 3 months - Children	41	951	4.3%	9.9%	11.6%	11.8%
% of FP17s for the same patient ID Re-attending within 3 months - Adults	291	2,158	13.5%	14.7%	15.1%	15.6%
% of FP17s for the same patient ID Re-attending between 3 & 9 months - Children	356	951	37.4%	53.0%	59.9%	58.8%
% of FP17s for the same patient ID Re-attending between 3 & 9 months - Adults	796	2,158	36.9%	47.8%	52.0%	51.0%
% of FP17s for Band 1 Urgent Courses	409	3,014	13.6%	7.9%	8.0%	9.0%
% of FP17s Relating to Free Repair or Replacements	10	3,014	0.3%	0.7%	0.8%	0.8%
% of FP17s Relating to Continuations	4	3,014	0.1%	0.8%	0.9%	0.9%
% of Patients satisfied with the dentistry they have received	0	0	N/A	93.3%	93.6%	93.2%
% of Patients satisfied with the time they had to wait for an appointment	0	0	N/A	90.1%	88.6%	88.3%

* This is based on patients treated on this contract for their most recent course of treatment. Figures in italics indicate the base number of FP17s or Patient Questionnaire responses are less than 100. N/A is shown where the base number of responses is less than 10 during the period. % is calculated as Quantity/Base number*100

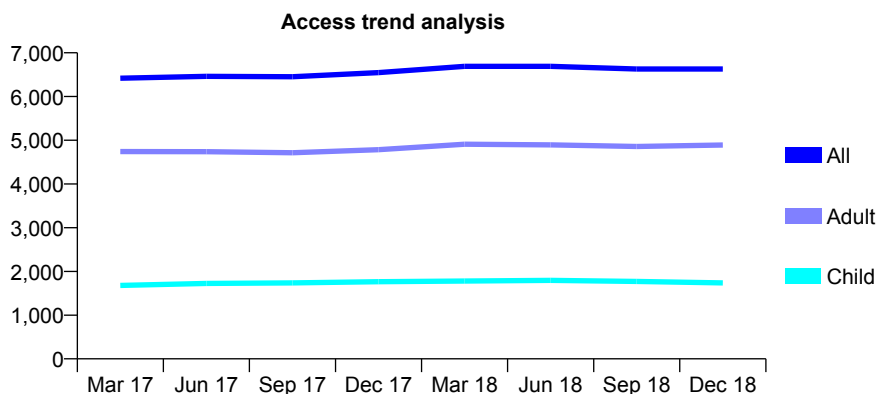
Q54 - Vital Signs At a Glance Contract Report for 944092/0001 - December 2018

Name or company name	MISS SN CHAUDARY
Contract type name	GDS Contract
Purpose of contract	General
Contract start date	17/09/2010
Contract end date	

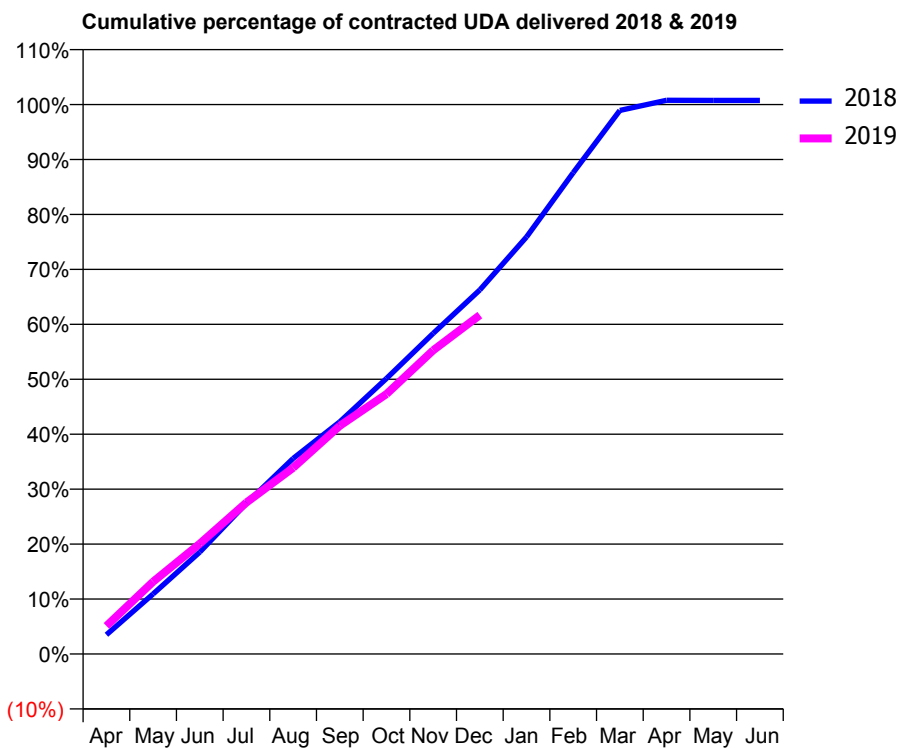
18/19 Contracted general activity (UDA)	18,528
Carry forward general activity (UDA)	-139
18/19 Contracted orthodontic activity (UOA)	0
Carry forward orthodontic activity (UOA)	0
Baseline contract value	£473,866.63

ACCESS*

Patients seen in 24 months	Total	Change since previous quarter
Quarter ending December 2017	6,547	
Quarter ending March 2018	6,691	↑
Quarter ending June 2018	6,690	→
Quarter ending September 2018	6,628	→
Quarter ending December 2018	6,630	→
Variance since December 2017	1.3%	→



ACTIVITY



Month	Adjusted Scheduled Activity (UDA)	
	2018	2019
April	650	948
May	2,026	2,440
June	3,438	3,722
July	5,083	5,111
August	6,592	6,280
September	7,832	7,693
October	9,290	8,767
November	10,812	10,241
December	12,277	11,429
January	14,063	
February	16,230	
March	18,327	
April	18,672	
May	18,668	
June	18,668	

QUALITY

	Quantity	Base Number	Contract	AT	Region	England
% of FP17s for the same patient ID Re-attending within 3 months - Children	67	1,702	3.9%	9.9%	11.6%	11.8%
% of FP17s for the same patient ID Re-attending within 3 months - Adults	512	4,666	11.0%	14.7%	15.1%	15.6%
% of FP17s for the same patient ID Re-attending between 3 & 9 months - Children	1,156	1,702	67.9%	53.0%	59.9%	58.8%
% of FP17s for the same patient ID Re-attending between 3 & 9 months - Adults	3,065	4,666	65.7%	47.8%	52.0%	51.0%
% of FP17s for Band 1 Urgent Courses	318	6,202	5.1%	7.9%	8.0%	9.0%
% of FP17s Relating to Free Repair or Replacements	47	6,202	0.8%	0.7%	0.8%	0.8%
% of FP17s Relating to Continuations	29	6,202	0.5%	0.8%	0.9%	0.9%
% of Patients satisfied with the dentistry they have received	0	1	N/A	93.3%	93.6%	93.2%
% of Patients satisfied with the time they had to wait for an appointment	1	1	N/A	90.1%	88.6%	88.3%

* This is based on patients treated on this contract for their most recent course of treatment. Figures in italics indicate the base number of FP17s or Patient Questionnaire responses are less than 100. N/A is shown where the base number of responses is less than 10 during the period. % is calculated as Quantity/Base number*100

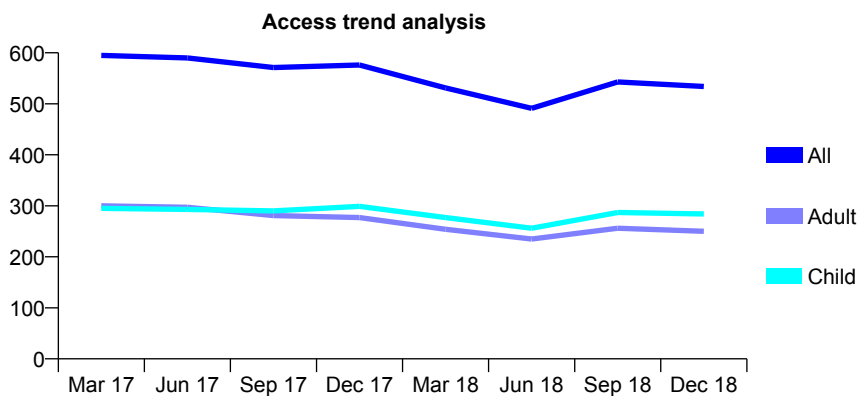
Q54 - Vital Signs At a Glance Contract Report for 946303/0001 - December 2018

Name or company name	MR E ACHEAMPONG
Contract type name	GDS Contract
Purpose of contract	General and Orthodontic
Contract start date	01/04/2006
Contract end date	

18/19 Contracted general activity (UDA)	1,810
Carry forward general activity (UDA)	0
18/19 Contracted orthodontic activity (UOA)	642
Carry forward orthodontic activity (UOA)	0
Baseline contract value	£87,919.09

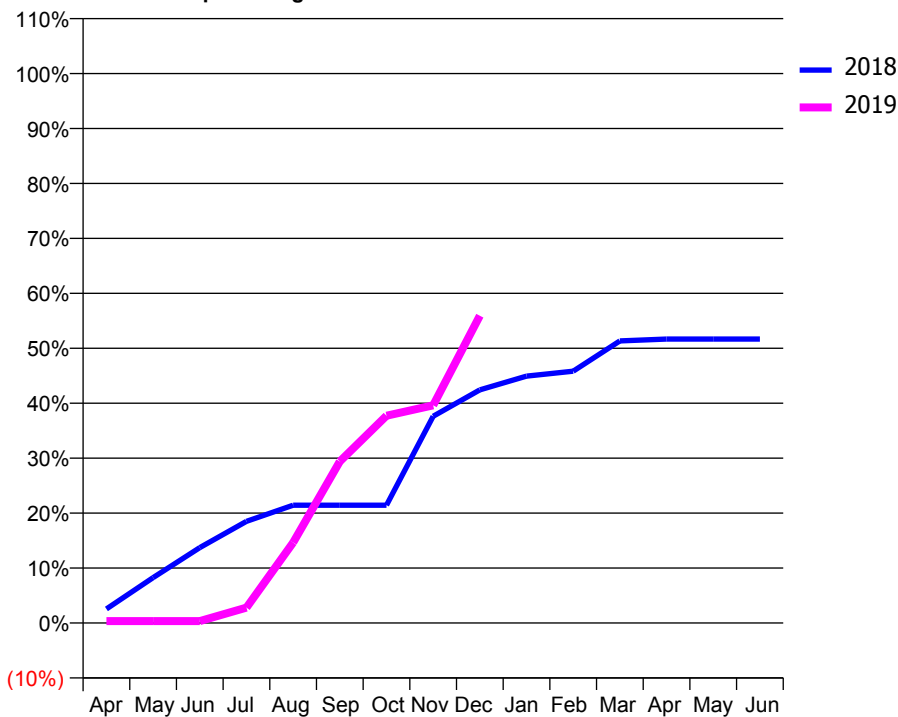
ACCESS*

Patients seen in 24 months	Total	Change since previous quarter
Quarter ending December 2017	576	
Quarter ending March 2018	531	↓
Quarter ending June 2018	491	↓
Quarter ending September 2018	543	↑
Quarter ending December 2018	534	↓
Variance since December 2017	(7.3%)	↓



ACTIVITY

Cumulative percentage of contracted UDA delivered 2018 & 2019



Adjusted Scheduled Activity (UDA)		
Month	2018	2019
April	46	6
May	149	6
June	248	6
July	335	51
August	388	265
September	388	532
October	388	683
November	681	717
December	768	1,012
January	813	
February	829	
March	929	
April	935	
May	935	
June	935	

QUALITY

	Quantity	Base Number	Contract	AT	Region	England
% of FP17s for the same patient ID Re-attending within 3 months - Children	16	409	3.9%	9.9%	11.6%	11.8%
% of FP17s for the same patient ID Re-attending within 3 months - Adults	23	277	8.3%	14.7%	15.1%	15.6%
% of FP17s for the same patient ID Re-attending between 3 & 9 months - Children	194	409	47.4%	53.0%	59.9%	58.8%
% of FP17s for the same patient ID Re-attending between 3 & 9 months - Adults	139	277	50.2%	47.8%	52.0%	51.0%
% of FP17s for Band 1 Urgent Courses	19	514	3.7%	7.9%	8.0%	9.0%
% of FP17s Relating to Free Repair or Replacements	0	514	0.0%	0.7%	0.8%	0.8%
% of FP17s Relating to Continuations	0	514	0.0%	0.8%	0.9%	0.9%
% of Patients satisfied with the dentistry they have received	0	0	N/A	93.3%	93.6%	93.2%
% of Patients satisfied with the time they had to wait for an appointment	0	0	N/A	90.1%	88.6%	88.3%

* This is based on patients treated on this contract for their most recent course of treatment. Figures in italics indicate the base number of FP17s or Patient Questionnaire responses are less than 100. N/A is shown where the base number of responses is less than 10 during the period. % is calculated as Quantity/Base number*100

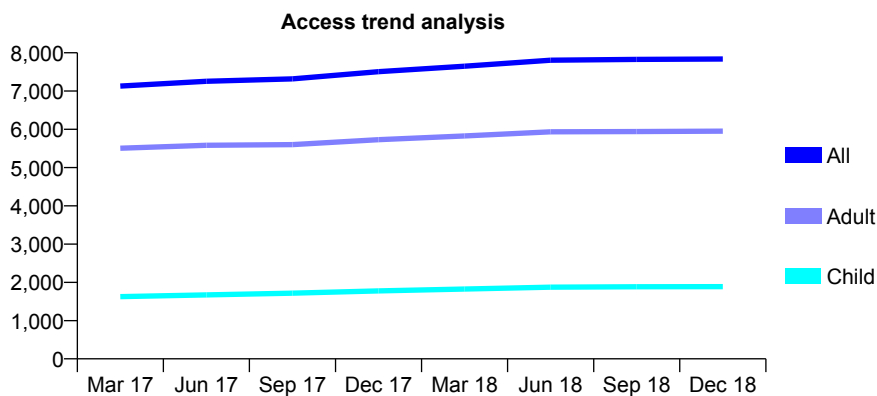
Q54 - Vital Signs At a Glance Contract Report for 960128/0002 - December 2018

Name or company name	MR Z SACRANIE
Contract type name	GDS Contract
Purpose of contract	General
Contract start date	01/11/2006
Contract end date	

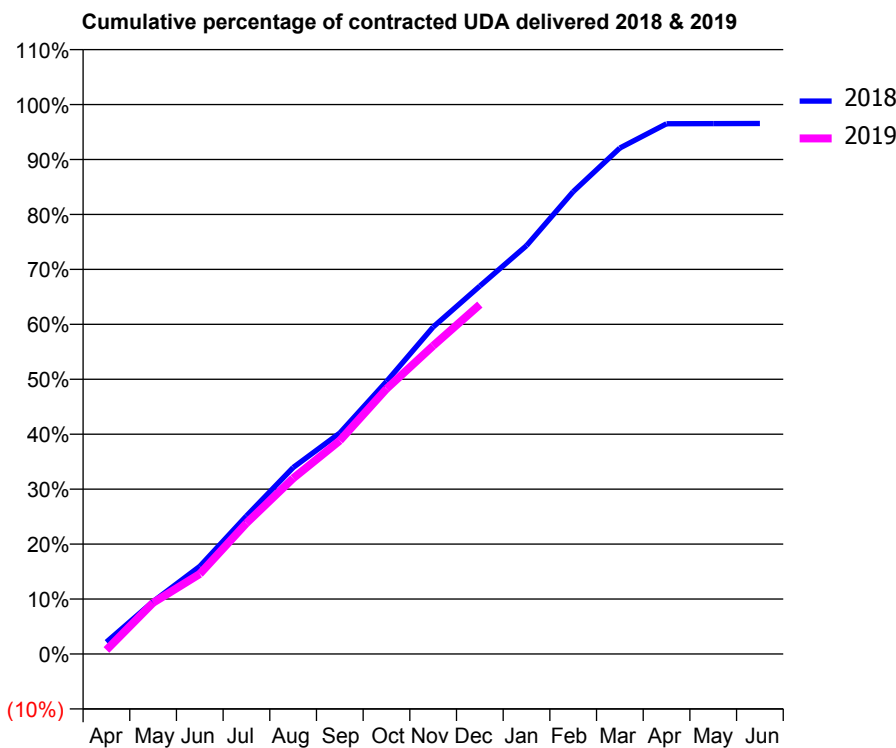
18/19 Contracted general activity (UDA)	18,821
Carry forward general activity (UDA)	649
18/19 Contracted orthodontic activity (UOA)	0
Carry forward orthodontic activity (UOA)	0
Baseline contract value	£427,876.75

ACCESS*

Patients seen in 24 months	Total	Change since previous quarter
Quarter ending December 2017	7,506	
Quarter ending March 2018	7,650	→
Quarter ending June 2018	7,807	↑
Quarter ending September 2018	7,826	→
Quarter ending December 2018	7,838	→
Variance since December 2017	4.4%	↑



ACTIVITY



Month	Adjusted Scheduled Activity (UDA)	
	2018	2019
April	409	138
May	1,796	1,756
June	3,003	2,741
July	4,728	4,484
August	6,386	6,019
September	7,568	7,311
October	9,333	9,084
November	11,202	10,558
December	12,604	11,967
January	13,986	
February	15,838	
March	17,329	
April	18,160	
May	18,167	
June	18,171	

QUALITY

	Quantity	Base Number	Contract	AT	Region	England
% of FP17s for the same patient ID Re-attending within 3 months - Children	155	2,077	7.5%	9.9%	11.6%	11.8%
% of FP17s for the same patient ID Re-attending within 3 months - Adults	813	6,082	13.4%	14.7%	15.1%	15.6%
% of FP17s for the same patient ID Re-attending between 3 & 9 months - Children	1,326	2,077	63.8%	53.0%	59.9%	58.8%
% of FP17s for the same patient ID Re-attending between 3 & 9 months - Adults	3,370	6,082	55.4%	47.8%	52.0%	51.0%
% of FP17s for Band 1 Urgent Courses	595	7,074	8.4%	7.9%	8.0%	9.0%
% of FP17s Relating to Free Repair or Replacements	48	7,074	0.7%	0.7%	0.8%	0.8%
% of FP17s Relating to Continuations	22	7,074	0.3%	0.8%	0.9%	0.9%
% of Patients satisfied with the dentistry they have received	3	3	N/A	93.3%	93.6%	93.2%
% of Patients satisfied with the time they had to wait for an appointment	3	3	N/A	90.1%	88.6%	88.3%

* This is based on patients treated on this contract for their most recent course of treatment. Figures in italics indicate the base number of FP17s or Patient Questionnaire responses are less than 100. N/A is shown where the base number of responses is less than 10 during the period. % is calculated as Quantity/Base number*100

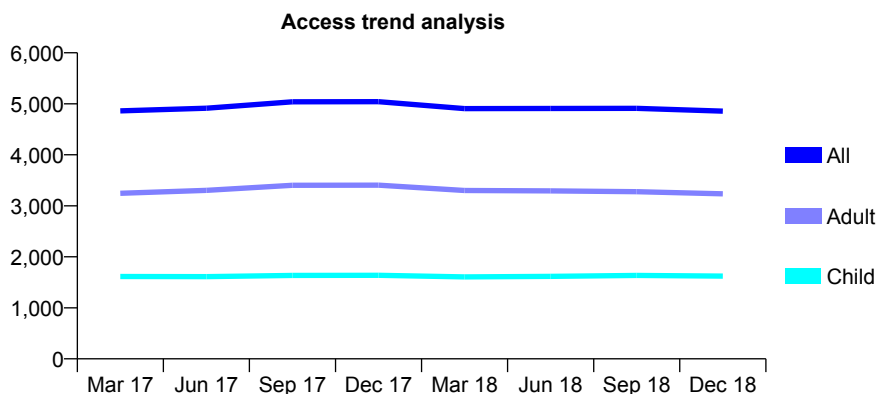
Q54 - Vital Signs At a Glance Contract Report for 960934/0002 - December 2018

Name or company name	MRS J DHERI
Contract type name	GDS Contract
Purpose of contract	General
Contract start date	19/06/2006
Contract end date	

18/19 Contracted general activity (UDA)	12,396
Carry forward general activity (UDA)	-184
18/19 Contracted orthodontic activity (UOA)	0
Carry forward orthodontic activity (UOA)	0
Baseline contract value	£329,792.68

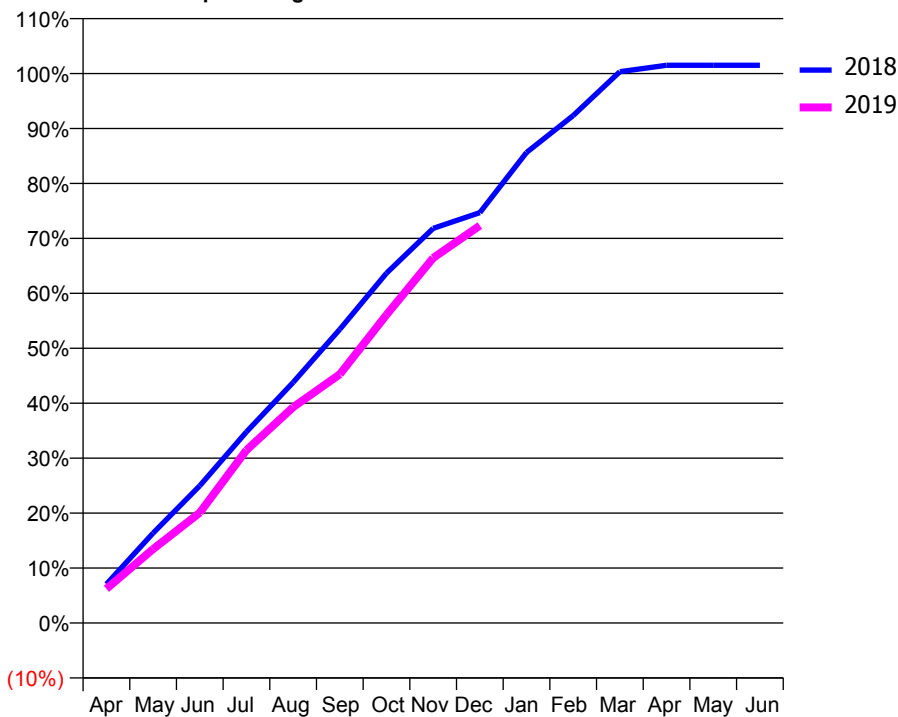
ACCESS*

Patients seen in 24 months	Total	Change since previous quarter
Quarter ending December 2017	5,043	
Quarter ending March 2018	4,907	↓
Quarter ending June 2018	4,908	→
Quarter ending September 2018	4,911	→
Quarter ending December 2018	4,857	↓
Variance since December 2017	(3.7%)	↓



ACTIVITY

Cumulative percentage of contracted UDA delivered 2018 & 2019



Month	Adjusted Scheduled Activity (UDA)	
	2018	2019
April	877	770
May	2,030	1,667
June	3,096	2,489
July	4,311	3,899
August	5,428	4,867
September	6,624	5,612
October	7,892	6,952
November	8,902	8,235
December	9,257	8,965
January	10,613	
February	11,446	
March	12,436	
April	12,581	
May	12,581	
June	12,581	

QUALITY

	Quantity	Base Number	Contract	AT	Region	England
% of FP17s for the same patient ID Re-attending within 3 months - Children	67	1,862	3.6%	9.9%	11.6%	11.8%
% of FP17s for the same patient ID Re-attending within 3 months - Adults	324	3,260	9.9%	14.7%	15.1%	15.6%
% of FP17s for the same patient ID Re-attending between 3 & 9 months - Children	1,317	1,862	70.7%	53.0%	59.9%	58.8%
% of FP17s for the same patient ID Re-attending between 3 & 9 months - Adults	1,984	3,260	60.9%	47.8%	52.0%	51.0%
% of FP17s for Band 1 Urgent Courses	260	5,046	5.2%	7.9%	8.0%	9.0%
% of FP17s Relating to Free Repair or Replacements	24	5,046	0.5%	0.7%	0.8%	0.8%
% of FP17s Relating to Continuations	11	5,046	0.2%	0.8%	0.9%	0.9%
% of Patients satisfied with the dentistry they have received	0	0	N/A	93.3%	93.6%	93.2%
% of Patients satisfied with the time they had to wait for an appointment	0	0	N/A	90.1%	88.6%	88.3%

* This is based on patients treated on this contract for their most recent course of treatment. Figures in italics indicate the base number of FP17s or Patient Questionnaire responses are less than 100. N/A is shown where the base number of responses is less than 10 during the period. % is calculated as Quantity/Base number*100

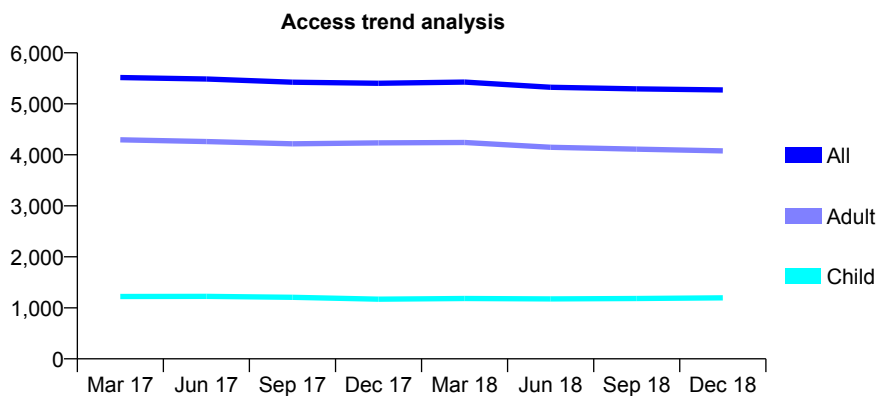
Q54 - Vital Signs At a Glance Contract Report for 968811/0001 - December 2018

Name or company name	MR D CHACKO
Contract type name	GDS Contract
Purpose of contract	General
Contract start date	01/04/2014
Contract end date	

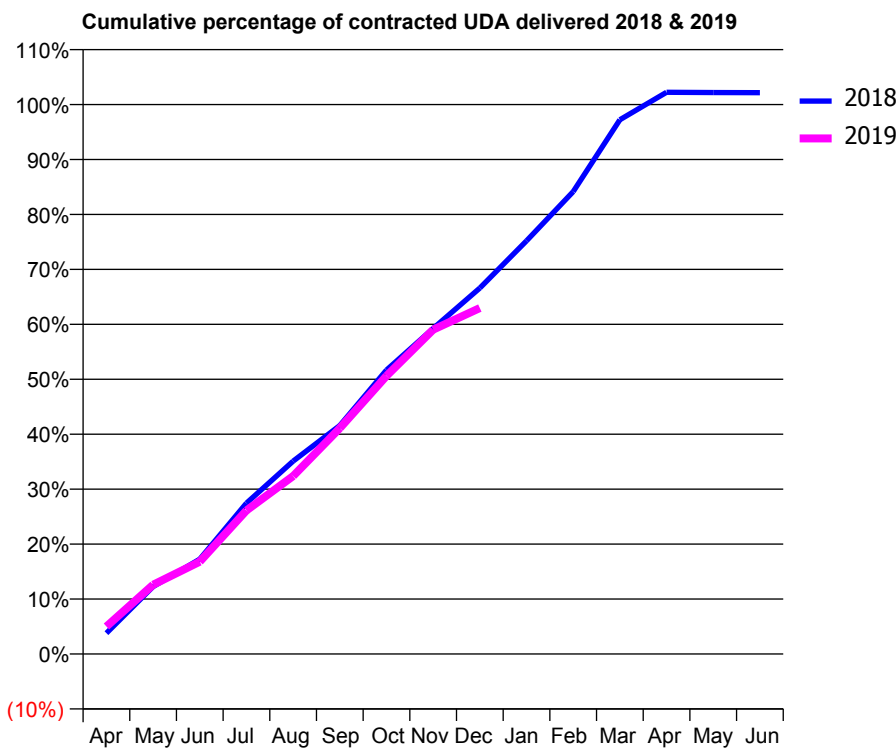
18/19 Contracted general activity (UDA)	16,500
Carry forward general activity (UDA)	-330
18/19 Contracted orthodontic activity (UOA)	0
Carry forward orthodontic activity (UOA)	0
Baseline contract value	£425,615.24

ACCESS*

Patients seen in 24 months	Total	Change since previous quarter
Quarter ending December 2017	5,403	
Quarter ending March 2018	5,427	→
Quarter ending June 2018	5,323	↓
Quarter ending September 2018	5,294	→
Quarter ending December 2018	5,273	→
Variance since December 2017	(2.4%)	↓



ACTIVITY



Month	Adjusted Scheduled Activity (UDA)	
	2018	2019
April	625	825
May	2,023	2,082
June	2,850	2,772
July	4,529	4,310
August	5,792	5,343
September	6,861	6,779
October	8,525	8,352
November	9,775	9,740
December	10,988	10,389
January	12,406	
February	13,883	
March	16,041	
April	16,866	
May	16,857	
June	16,855	

QUALITY

	Quantity	Base Number	Contract	AT	Region	England
% of FP17s for the same patient ID Re-attending within 3 months - Children	79	1,162	6.8%	9.9%	11.6%	11.8%
% of FP17s for the same patient ID Re-attending within 3 months - Adults	483	3,832	12.6%	14.7%	15.1%	15.6%
% of FP17s for the same patient ID Re-attending between 3 & 9 months - Children	704	1,162	60.6%	53.0%	59.9%	58.8%
% of FP17s for the same patient ID Re-attending between 3 & 9 months - Adults	2,308	3,832	60.2%	47.8%	52.0%	51.0%
% of FP17s for Band 1 Urgent Courses	284	4,684	6.1%	7.9%	8.0%	9.0%
% of FP17s Relating to Free Repair or Replacements	65	4,684	1.4%	0.7%	0.8%	0.8%
% of FP17s Relating to Continuations	25	4,684	0.5%	0.8%	0.9%	0.9%
% of Patients satisfied with the dentistry they have received	0	0	N/A	93.3%	93.6%	93.2%
% of Patients satisfied with the time they had to wait for an appointment	0	0	N/A	90.1%	88.6%	88.3%

* This is based on patients treated on this contract for their most recent course of treatment. Figures in italics indicate the base number of FP17s or Patient Questionnaire responses are less than 100. N/A is shown where the base number of responses is less than 10 during the period. % is calculated as Quantity/Base number*100

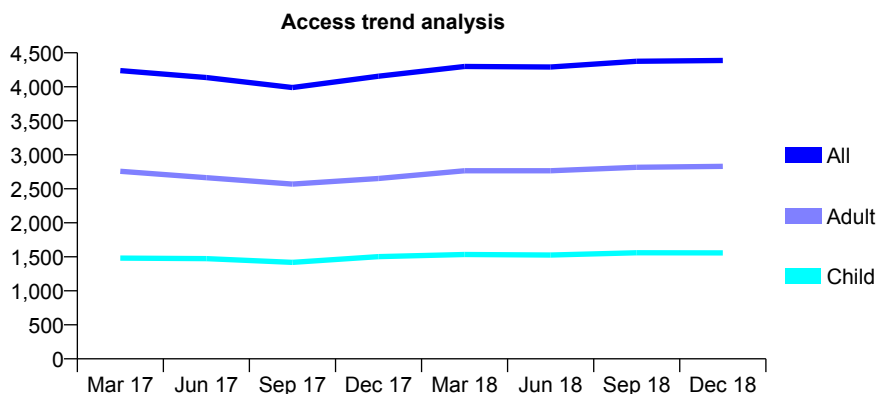
Q54 - Vital Signs At a Glance Contract Report for 976989/0001 - December 2018

Name or company name	MR SS SOHAL
Contract type name	GDS Contract
Purpose of contract	General
Contract start date	23/11/2013
Contract end date	

18/19 Contracted general activity (UDA)	12,884
Carry forward general activity (UDA)	-139
18/19 Contracted orthodontic activity (UOA)	0
Carry forward orthodontic activity (UOA)	0
Baseline contract value	£350,142.52

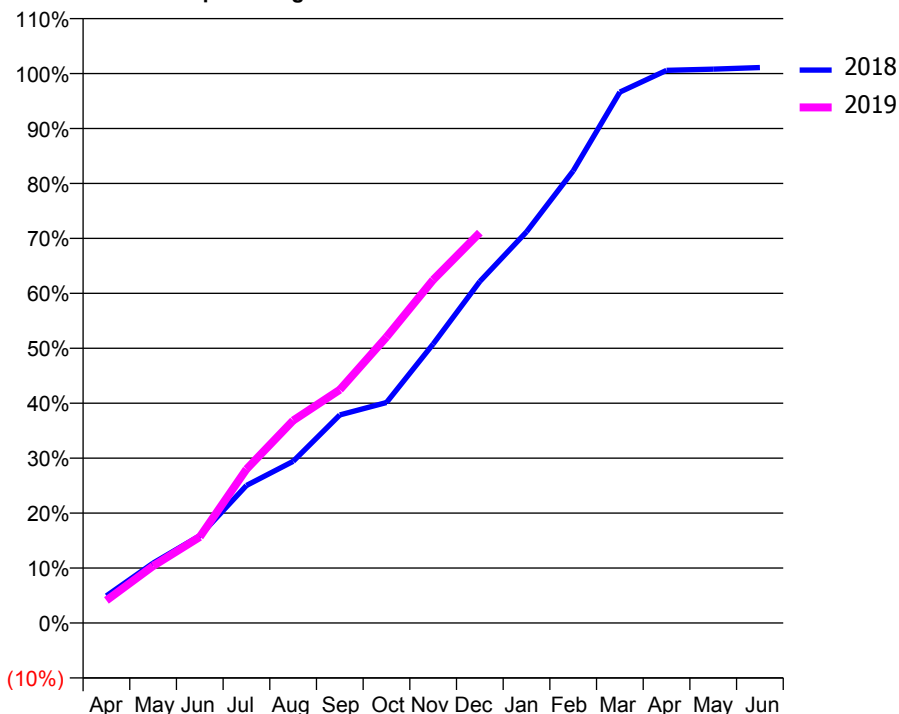
ACCESS*

Patients seen in 24 months	Total	Change since previous quarter
Quarter ending December 2017	4,155	
Quarter ending March 2018	4,299	↑
Quarter ending June 2018	4,292	→
Quarter ending September 2018	4,376	→
Quarter ending December 2018	4,388	→
Variance since December 2017	5.6%	↑



ACTIVITY

Cumulative percentage of contracted UDA delivered 2018 & 2019



Month	Adjusted Scheduled Activity (UDA)	
	2018	2019
April	636	529
May	1,404	1,337
June	2,047	2,019
July	3,225	3,606
August	3,792	4,749
September	4,878	5,469
October	5,169	6,704
November	6,543	8,047
December	8,008	9,154
January	9,173	
February	10,600	
March	12,448	
April	12,958	
May	12,985	
June	13,023	

QUALITY

	Quantity	Base Number	Contract	AT	Region	England
% of FP17s for the same patient ID Re-attending within 3 months - Children	72	1,467	4.9%	9.9%	11.6%	11.8%
% of FP17s for the same patient ID Re-attending within 3 months - Adults	301	2,342	12.9%	14.7%	15.1%	15.6%
% of FP17s for the same patient ID Re-attending between 3 & 9 months - Children	841	1,467	57.3%	53.0%	59.9%	58.8%
% of FP17s for the same patient ID Re-attending between 3 & 9 months - Adults	1,037	2,342	44.3%	47.8%	52.0%	51.0%
% of FP17s for Band 1 Urgent Courses	290	3,617	8.0%	7.9%	8.0%	9.0%
% of FP17s Relating to Free Repair or Replacements	11	3,617	0.3%	0.7%	0.8%	0.8%
% of FP17s Relating to Continuations	35	3,617	1.0%	0.8%	0.9%	0.9%
% of Patients satisfied with the dentistry they have received	1	1	N/A	93.3%	93.6%	93.2%
% of Patients satisfied with the time they had to wait for an appointment	0	1	N/A	90.1%	88.6%	88.3%

* This is based on patients treated on this contract for their most recent course of treatment. Figures in italics indicate the base number of FP17s or Patient Questionnaire responses are less than 100. N/A is shown where the base number of responses is less than 10 during the period. % is calculated as Quantity/Base number*100

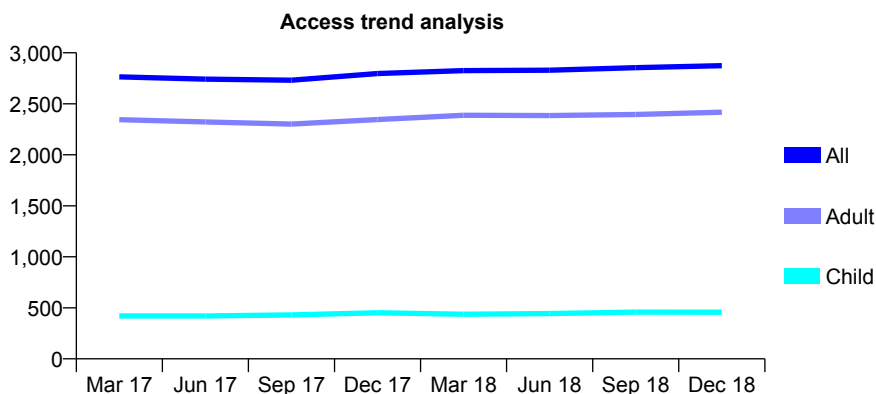
Q54 - Vital Signs At a Glance Contract Report for 993956/0001 - December 2018

Name or company name	SM Bentley Dental Practice
Contract type name	GDS Contract
Purpose of contract	General
Contract start date	01/04/2006
Contract end date	

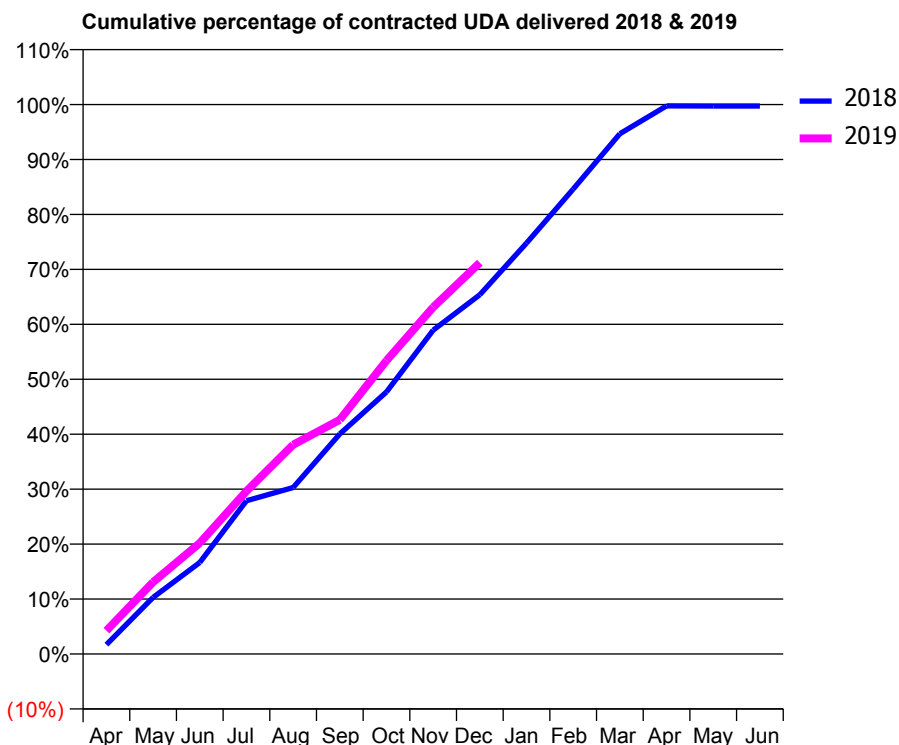
18/19 Contracted general activity (UDA)	7,816
Carry forward general activity (UDA)	20
18/19 Contracted orthodontic activity (UOA)	0
Carry forward orthodontic activity (UOA)	0
Baseline contract value	£170,421.43

ACCESS*

Patients seen in 24 months	Total	Change since previous quarter
Quarter ending December 2017	2,797	
Quarter ending March 2018	2,825	→
Quarter ending June 2018	2,829	→
Quarter ending September 2018	2,854	→
Quarter ending December 2018	2,874	→
Variance since December 2017	2.8%	↑



ACTIVITY



Month	Adjusted Scheduled Activity (UDA)	
	2018	2019
April	134	333
May	805	1,024
June	1,303	1,579
July	2,181	2,317
August	2,368	2,976
September	3,131	3,332
October	3,729	4,173
November	4,606	4,932
December	5,111	5,567
January	5,845	
February	6,614	
March	7,401	
April	7,796	
May	7,795	
June	7,795	

QUALITY

	Quantity	Base Number	Contract	AT	Region	England
% of FP17s for the same patient ID Re-attending within 3 months - Children	28	473	5.9%	9.9%	11.6%	11.8%
% of FP17s for the same patient ID Re-attending within 3 months - Adults	335	2,469	13.6%	14.7%	15.1%	15.6%
% of FP17s for the same patient ID Re-attending between 3 & 9 months - Children	258	473	54.5%	53.0%	59.9%	58.8%
% of FP17s for the same patient ID Re-attending between 3 & 9 months - Adults	1,296	2,469	52.5%	47.8%	52.0%	51.0%
% of FP17s for Band 1 Urgent Courses	69	2,805	2.5%	7.9%	8.0%	9.0%
% of FP17s Relating to Free Repair or Replacements	48	2,805	1.7%	0.7%	0.8%	0.8%
% of FP17s Relating to Continuations	33	2,805	1.2%	0.8%	0.9%	0.9%
% of Patients satisfied with the dentistry they have received	1	1	N/A	93.3%	93.6%	93.2%
% of Patients satisfied with the time they had to wait for an appointment	1	1	N/A	90.1%	88.6%	88.3%

* This is based on patients treated on this contract for their most recent course of treatment. Figures in italics indicate the base number of FP17s or Patient Questionnaire responses are less than 100. N/A is shown where the base number of responses is less than 10 during the period. % is calculated as Quantity/Base number*100

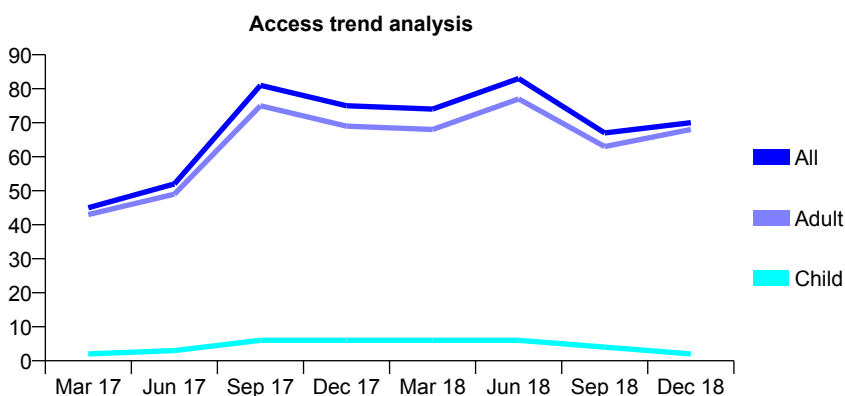
Q55 - Vital Signs At a Glance Contract Report for 100056/0000 - December 2018

Name or company name	Nationwide Healthcare Providers Ltd
Contract type name	GDS Contract
Purpose of contract	General
Contract start date	22/03/2016
Contract end date	

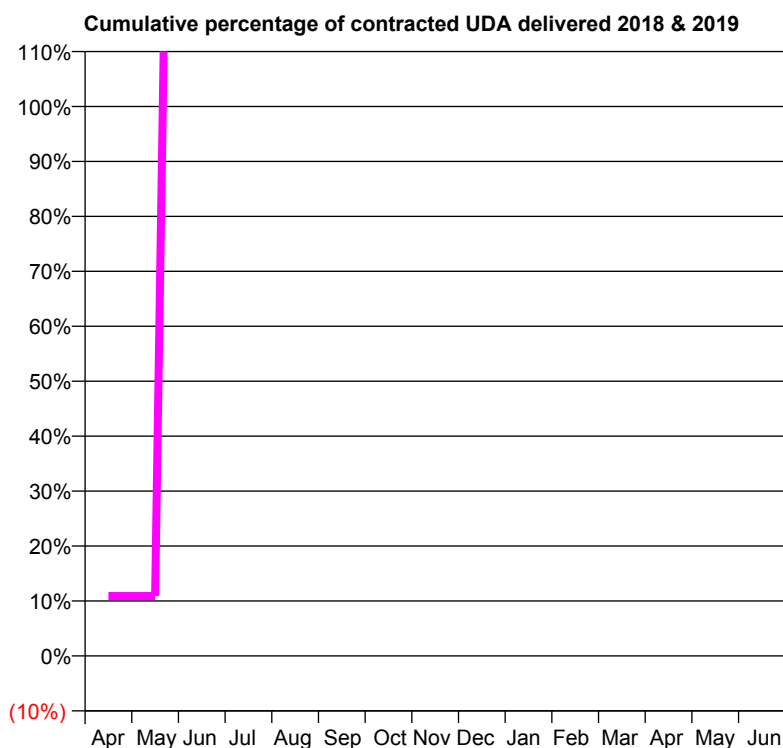
18/19 Contracted general activity (UDA)	11
Carry forward general activity (UDA)	0
18/19 Contracted orthodontic activity (UOA)	0
Carry forward orthodontic activity (UOA)	0
Baseline contract value	£23,051.04

ACCESS*

Patients seen in 24 months	Total	Change since previous quarter
Quarter ending December 2017	75	
Quarter ending March 2018	74	↓
Quarter ending June 2018	83	↑
Quarter ending September 2018	67	↓
Quarter ending December 2018	70	↑
Variance since December 2017	(6.7%)	↓



ACTIVITY



Month	Adjusted Scheduled Activity (UDA)	
	2018	2019
April	0	1
May	16	1
June	16	60
July	33	60
August	33	60
September	86	61
October	86	62
November	87	62
December	88	62
January	88	
February	88	
March	88	
April	88	
May	88	
June	88	

QUALITY

	Quantity	Base Number	Contract	AT	Region	England
% of FP17s for the same patient ID Re-attending within 3 months - Children	0	3	0.0%	10.1%	11.6%	11.8%
% of FP17s for the same patient ID Re-attending within 3 months - Adults	0	52	0.0%	14.0%	15.1%	15.6%
% of FP17s for the same patient ID Re-attending between 3 & 9 months - Children	0	3	0.0%	62.0%	59.9%	58.8%
% of FP17s for the same patient ID Re-attending between 3 & 9 months - Adults	0	52	0.0%	55.1%	52.0%	51.0%
% of FP17s for Band 1 Urgent Courses	37	53	69.8%	6.8%	8.0%	9.0%
% of FP17s Relating to Free Repair or Replacements	0	53	0.0%	0.8%	0.8%	0.8%
% of FP17s Relating to Continuations	0	53	0.0%	1.1%	0.9%	0.9%
% of Patients satisfied with the dentistry they have received	0	0	N/A	92.0%	93.6%	93.2%
% of Patients satisfied with the time they had to wait for an appointment	0	0	N/A	87.2%	88.6%	88.3%

* This is based on patients treated on this contract for their most recent course of treatment. Figures in italics indicate the base number of FP17s or Patient Questionnaire responses are less than 100. N/A is shown where the base number of responses is less than 10 during the period. % is calculated as Quantity/Base number*100

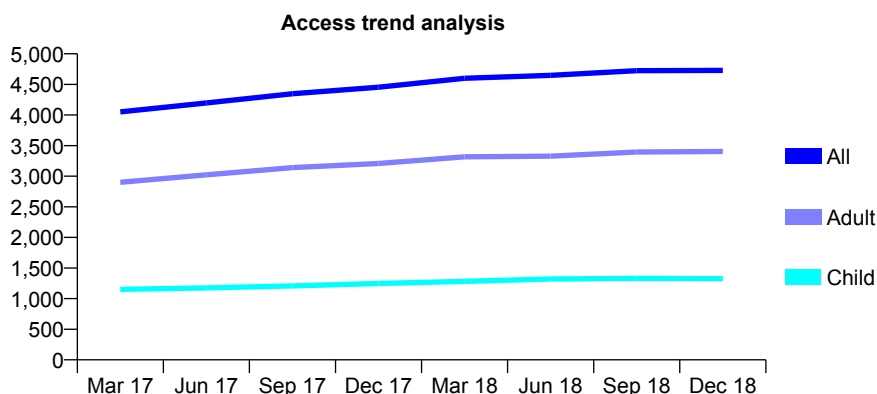
Q55 - Vital Signs At a Glance Contract Report for 100062/0000 - December 2018

Name or company name	MR EG MCDAID
Contract type name	GDS Contract
Purpose of contract	General
Contract start date	01/04/2016
Contract end date	

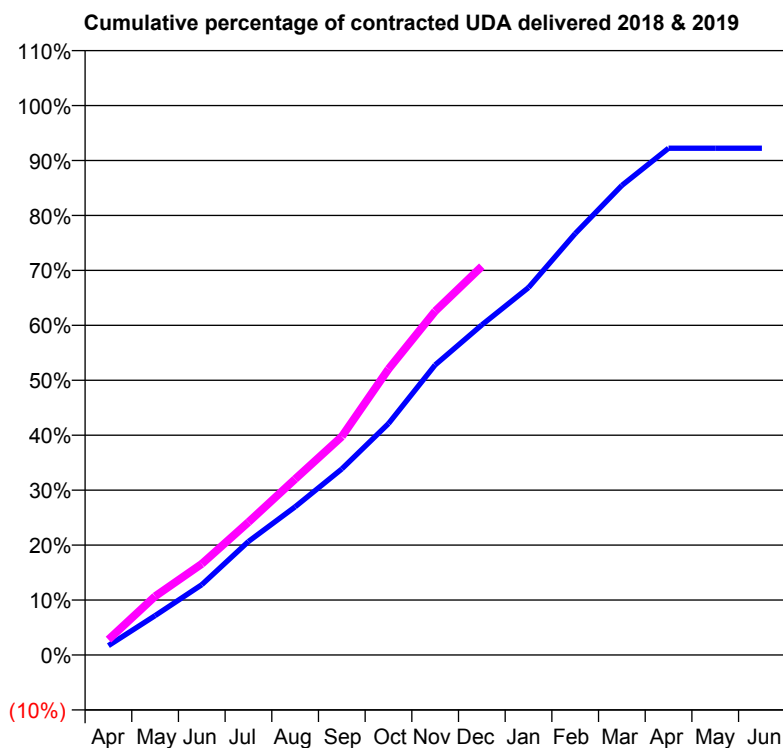
18/19 Contracted general activity (UDA)	15,050
Carry forward general activity (UDA)	0
18/19 Contracted orthodontic activity (UOA)	0
Carry forward orthodontic activity (UOA)	0
Baseline contract value	£407,776.62

ACCESS*

Patients seen in 24 months	Total	Change since previous quarter
Quarter ending December 2017	4,455	
Quarter ending March 2018	4,601	↑
Quarter ending June 2018	4,649	→
Quarter ending September 2018	4,725	→
Quarter ending December 2018	4,729	→
Variance since December 2017	6.2%	↑



ACTIVITY



Month	Adjusted Scheduled Activity (UDA)	
	2018	2019
April	258	421
May	1,081	1,608
June	1,927	2,495
July	3,111	3,638
August	4,061	4,818
September	5,098	5,984
October	6,339	7,832
November	7,945	9,419
December	9,042	10,646
January	10,064	
February	11,543	
March	12,860	
April	13,881	
May	13,881	
June	13,881	

QUALITY

	Quantity	Base Number	Contract	AT	Region	England
% of FP17s for the same patient ID Re-attending within 3 months - Children	134	1,812	7.4%	10.1%	11.6%	11.8%
% of FP17s for the same patient ID Re-attending within 3 months - Adults	502	4,044	12.4%	14.0%	15.1%	15.6%
% of FP17s for the same patient ID Re-attending between 3 & 9 months - Children	1,315	1,812	72.6%	62.0%	59.9%	58.8%
% of FP17s for the same patient ID Re-attending between 3 & 9 months - Adults	2,360	4,044	58.4%	55.1%	52.0%	51.0%
% of FP17s for Band 1 Urgent Courses	278	5,117	5.4%	6.8%	8.0%	9.0%
% of FP17s Relating to Free Repair or Replacements	39	5,117	0.8%	0.8%	0.8%	0.8%
% of FP17s Relating to Continuations	74	5,117	1.4%	1.1%	0.9%	0.9%
% of Patients satisfied with the dentistry they have received	3	3	N/A	92.0%	93.6%	93.2%
% of Patients satisfied with the time they had to wait for an appointment	3	3	N/A	87.2%	88.6%	88.3%

* This is based on patients treated on this contract for their most recent course of treatment. Figures in italics indicate the base number of FP17s or Patient Questionnaire responses are less than 100. N/A is shown where the base number of responses is less than 10 during the period. % is calculated as Quantity/Base number*100

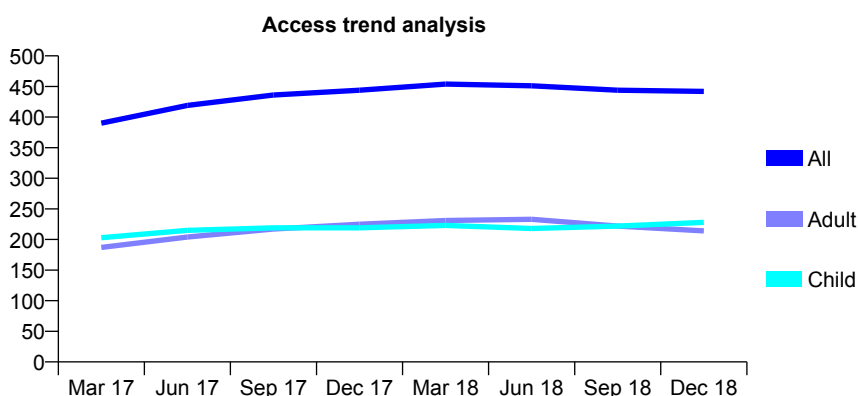
Q55 - Vital Signs At a Glance Contract Report for 100101/0000 - December 2018

Name or company name	Brookview Dental Care
Contract type name	GDS Contract
Purpose of contract	General
Contract start date	01/04/2016
Contract end date	

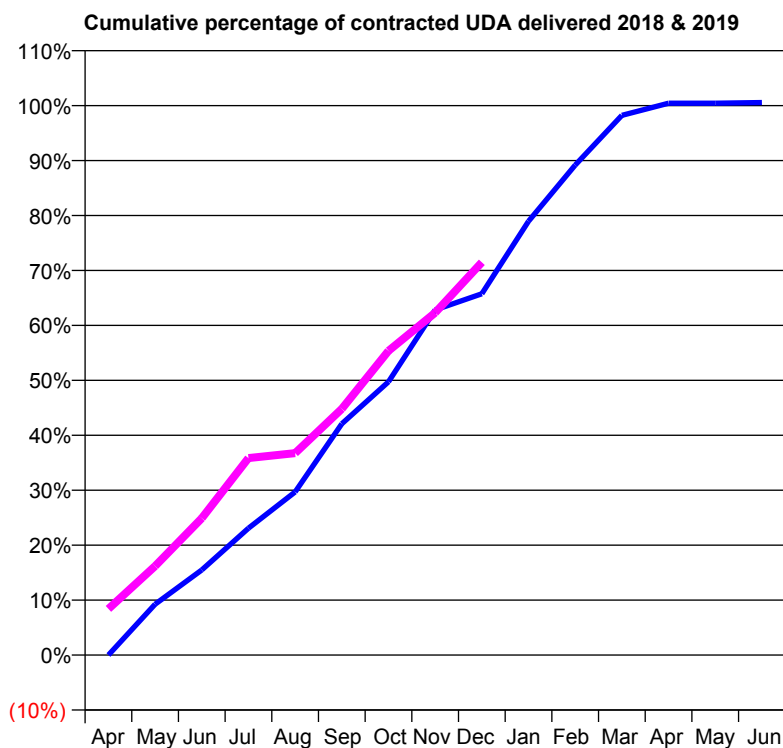
18/19 Contracted general activity (UDA)	1,000
Carry forward general activity (UDA)	-5
18/19 Contracted orthodontic activity (UOA)	0
Carry forward orthodontic activity (UOA)	0
Baseline contract value	£29,910.75

ACCESS*

Patients seen in 24 months	Total	Change since previous quarter
Quarter ending December 2017	444	
Quarter ending March 2018	454	↑
Quarter ending June 2018	451	→
Quarter ending September 2018	444	↓
Quarter ending December 2018	442	→
Variance since December 2017	(0.5%)	→



ACTIVITY



Month	Adjusted Scheduled Activity (UDA)	
	2018	2019
April	0	84
May	93	162
June	155	249
July	231	359
August	297	368
September	421	448
October	497	554
November	628	623
December	657	715
January	790	
February	892	
March	982	
April	1,004	
May	1,004	
June	1,005	

QUALITY

	Quantity	Base Number	Contract	AT	Region	England
% of FP17s for the same patient ID Re-attending within 3 months - Children	19	302	6.3%	10.1%	11.6%	11.8%
% of FP17s for the same patient ID Re-attending within 3 months - Adults	36	225	16.0%	14.0%	15.1%	15.6%
% of FP17s for the same patient ID Re-attending between 3 & 9 months - Children	213	302	70.5%	62.0%	59.9%	58.8%
% of FP17s for the same patient ID Re-attending between 3 & 9 months - Adults	145	225	64.4%	55.1%	52.0%	51.0%
% of FP17s for Band 1 Urgent Courses	24	510	4.7%	6.8%	8.0%	9.0%
% of FP17s Relating to Free Repair or Replacements	0	510	0.0%	0.8%	0.8%	0.8%
% of FP17s Relating to Continuations	0	510	0.0%	1.1%	0.9%	0.9%
% of Patients satisfied with the dentistry they have received	1	1	N/A	92.0%	93.6%	93.2%
% of Patients satisfied with the time they had to wait for an appointment	1	1	N/A	87.2%	88.6%	88.3%

* This is based on patients treated on this contract for their most recent course of treatment. Figures in italics indicate the base number of FP17s or Patient Questionnaire responses are less than 100. N/A is shown where the base number of responses is less than 10 during the period. % is calculated as Quantity/Base number*100

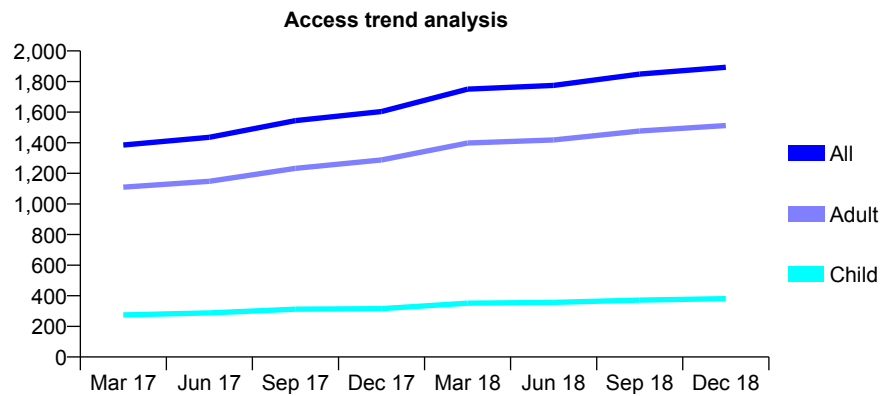
Q55 - Vital Signs At a Glance Contract Report for 100103/0000 - December 2018

Name or company name	Dr H S Thiara, Mrs R K Mattu
Contract type name	GDS Contract
Purpose of contract	General
Contract start date	01/04/2016
Contract end date	

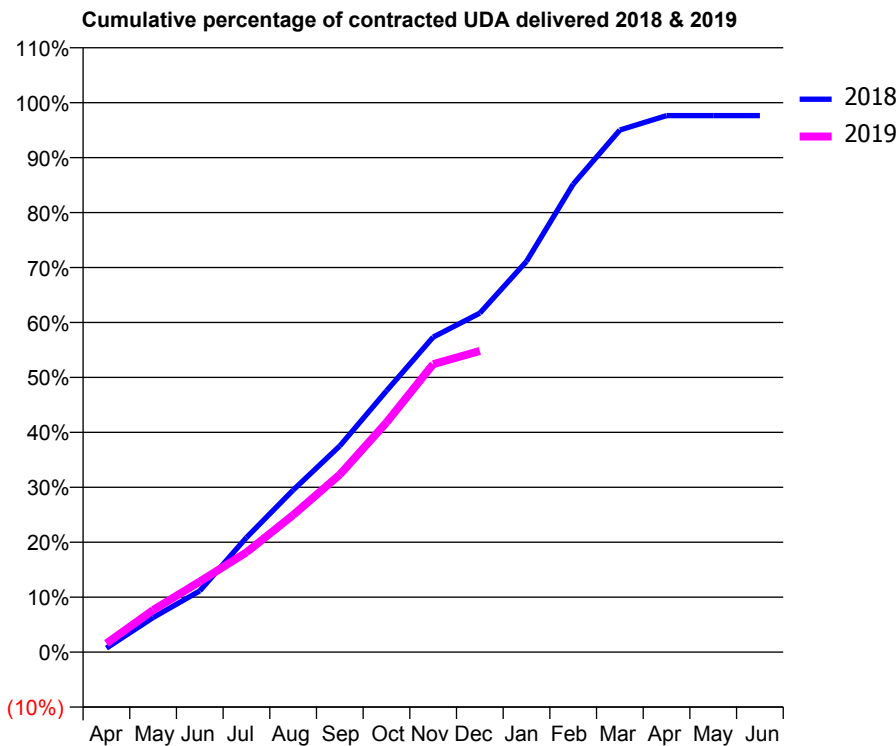
18/19 Contracted general activity (UDA)	8,332
Carry forward general activity (UDA)	126
18/19 Contracted orthodontic activity (UOA)	0
Carry forward orthodontic activity (UOA)	0
Baseline contract value	£287,353.27

ACCESS*

Patients seen in 24 months	Total	Change since previous quarter
Quarter ending December 2017	1,604	
Quarter ending March 2018	1,750	↑
Quarter ending June 2018	1,775	→
Quarter ending September 2018	1,849	↑
Quarter ending December 2018	1,893	↑
Variance since December 2017	18.0%	↑



ACTIVITY



Month	Adjusted Scheduled Activity (UDA)	
	2018	2019
April	39	132
May	336	638
June	595	1,071
July	1,112	1,514
August	1,573	2,080
September	2,001	2,693
October	2,535	3,483
November	3,057	4,367
December	3,289	4,567
January	3,791	
February	4,540	
March	5,067	
April	5,206	
May	5,206	
June	5,206	

QUALITY

	Quantity	Base Number	Contract	AT	Region	England
% of FP17s for the same patient ID Re-attending within 3 months - Children	50	425	11.8%	10.1%	11.6%	11.8%
% of FP17s for the same patient ID Re-attending within 3 months - Adults	386	1,846	20.9%	14.0%	15.1%	15.6%
% of FP17s for the same patient ID Re-attending between 3 & 9 months - Children	252	425	59.3%	62.0%	59.9%	58.8%
% of FP17s for the same patient ID Re-attending between 3 & 9 months - Adults	881	1,846	47.7%	55.1%	52.0%	51.0%
% of FP17s for Band 1 Urgent Courses	326	2,206	14.8%	6.8%	8.0%	9.0%
% of FP17s Relating to Free Repair or Replacements	19	2,206	0.9%	0.8%	0.8%	0.8%
% of FP17s Relating to Continuations	23	2,206	1.0%	1.1%	0.9%	0.9%
% of Patients satisfied with the dentistry they have received	0	0	N/A	92.0%	93.6%	93.2%
% of Patients satisfied with the time they had to wait for an appointment	0	0	N/A	87.2%	88.6%	88.3%

* This is based on patients treated on this contract for their most recent course of treatment. Figures in italics indicate the base number of FP17s or Patient Questionnaire responses are less than 100. N/A is shown where the base number of responses is less than 10 during the period. % is calculated as Quantity/Base number*100

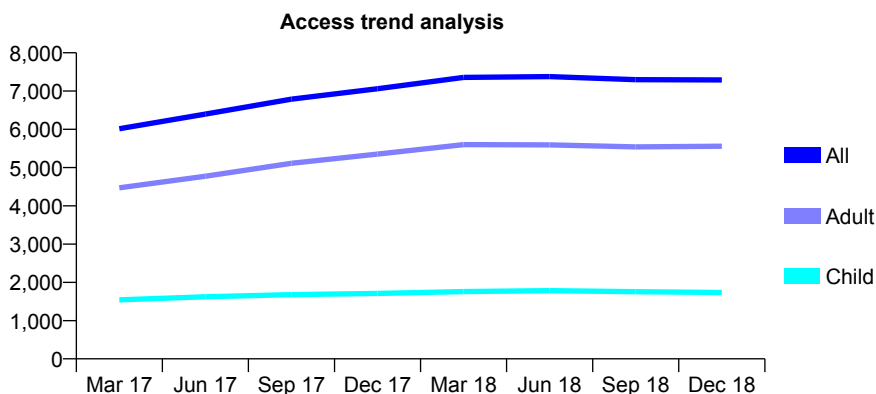
Q55 - Vital Signs At a Glance Contract Report for 100109/0000 - December 2018

Name or company name	Whitecross Dental Care Limited
Contract type name	GDS Contract
Purpose of contract	General
Contract start date	01/04/2016
Contract end date	

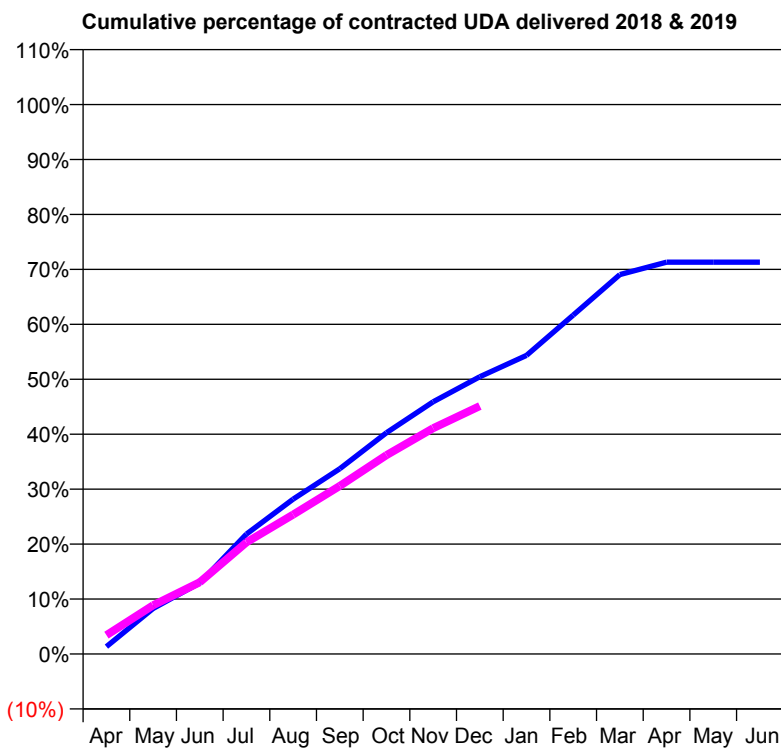
18/19 Contracted general activity (UDA)	24,298
Carry forward general activity (UDA)	0
18/19 Contracted orthodontic activity (UOA)	0
Carry forward orthodontic activity (UOA)	0
Baseline contract value	£619,070.74

ACCESS*

Patients seen in 24 months	Total	Change since previous quarter
Quarter ending December 2017	7,061	
Quarter ending March 2018	7,357	↑
Quarter ending June 2018	7,378	→
Quarter ending September 2018	7,296	↓
Quarter ending December 2018	7,292	→
Variance since December 2017	3.3%	↑



ACTIVITY



Month	Adjusted Scheduled Activity (UDA)	
	2018	2019
April	325	836
May	2,013	2,156
June	3,143	3,176
July	5,301	4,938
August	6,847	6,165
September	8,195	7,432
October	9,782	8,795
November	11,155	9,988
December	12,262	10,965
January	13,207	
February	14,986	
March	16,778	
April	17,325	
May	17,324	
June	17,324	

QUALITY

	Quantity	Base Number	Contract	AT	Region	England
% of FP17s for the same patient ID Re-attending within 3 months - Children	84	1,670	5.0%	10.1%	11.6%	11.8%
% of FP17s for the same patient ID Re-attending within 3 months - Adults	633	4,824	13.1%	14.0%	15.1%	15.6%
% of FP17s for the same patient ID Re-attending between 3 & 9 months - Children	966	1,670	57.8%	62.0%	59.9%	58.8%
% of FP17s for the same patient ID Re-attending between 3 & 9 months - Adults	2,103	4,824	43.6%	55.1%	52.0%	51.0%
% of FP17s for Band 1 Urgent Courses	467	6,186	7.5%	6.8%	8.0%	9.0%
% of FP17s Relating to Free Repair or Replacements	59	6,186	1.0%	0.8%	0.8%	0.8%
% of FP17s Relating to Continuations	139	6,186	2.2%	1.1%	0.9%	0.9%
% of Patients satisfied with the dentistry they have received	0	0	N/A	92.0%	93.6%	93.2%
% of Patients satisfied with the time they had to wait for an appointment	0	0	N/A	87.2%	88.6%	88.3%

* This is based on patients treated on this contract for their most recent course of treatment. Figures in italics indicate the base number of FP17s or Patient Questionnaire responses are less than 100. N/A is shown where the base number of responses is less than 10 during the period. % is calculated as Quantity/Base number*100

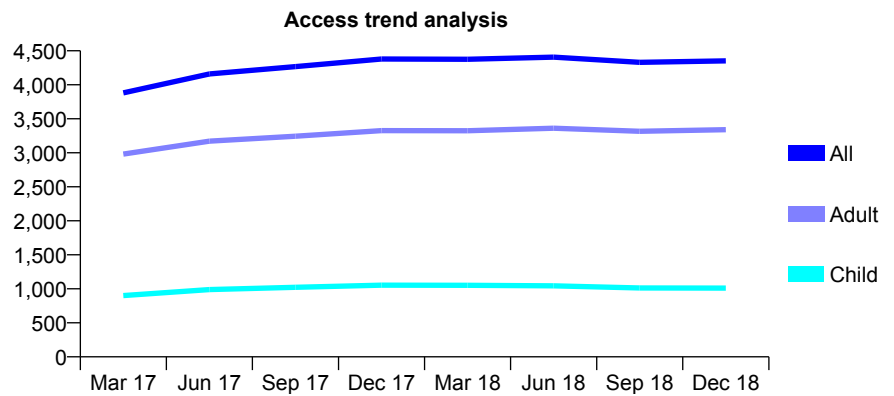
Q55 - Vital Signs At a Glance Contract Report for 100150/0000 - December 2018

Name or company name	Brimington Dental Practice
Contract type name	GDS Contract
Purpose of contract	General and Orthodontic
Contract start date	01/06/2016
Contract end date	

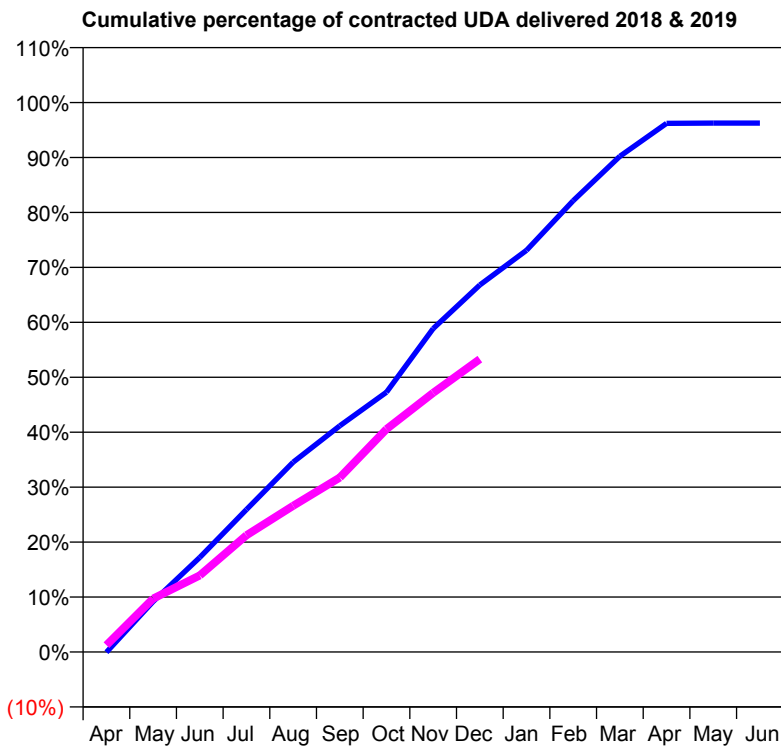
18/19 Contracted general activity (UDA)	20,298
Carry forward general activity (UDA)	0
18/19 Contracted orthodontic activity (UOA)	563
Carry forward orthodontic activity (UOA)	0
Baseline contract value	£588,046.80

ACCESS*

Patients seen in 24 months	Total	Change since previous quarter
Quarter ending December 2017	4,379	
Quarter ending March 2018	4,376	→
Quarter ending June 2018	4,406	→
Quarter ending September 2018	4,330	↓
Quarter ending December 2018	4,351	→
Variance since December 2017	(0.6%)	→



ACTIVITY



Month	Adjusted Scheduled Activity (UDA)	
	2018	2019
April	-11	253
May	1,444	1,974
June	2,705	2,831
July	4,075	4,313
August	5,428	5,402
September	6,466	6,446
October	7,427	8,235
November	9,247	9,572
December	10,492	10,818
January	11,484	
February	12,901	
March	14,173	
April	15,111	
May	15,120	
June	15,120	

QUALITY

	Quantity	Base Number	Contract	AT	Region	England
% of FP17s for the same patient ID Re-attending within 3 months - Children	280	1,538	18.2%	10.1%	11.6%	11.8%
% of FP17s for the same patient ID Re-attending within 3 months - Adults	878	5,088	17.3%	14.0%	15.1%	15.6%
% of FP17s for the same patient ID Re-attending between 3 & 9 months - Children	957	1,538	62.2%	62.0%	59.9%	58.8%
% of FP17s for the same patient ID Re-attending between 3 & 9 months - Adults	3,499	5,088	68.8%	55.1%	52.0%	51.0%
% of FP17s for Band 1 Urgent Courses	422	5,891	7.2%	6.8%	8.0%	9.0%
% of FP17s Relating to Free Repair or Replacements	38	5,891	0.6%	0.8%	0.8%	0.8%
% of FP17s Relating to Continuations	37	5,891	0.6%	1.1%	0.9%	0.9%
% of Patients satisfied with the dentistry they have received	6	6	N/A	92.0%	93.6%	93.2%
% of Patients satisfied with the time they had to wait for an appointment	6	6	N/A	87.2%	88.6%	88.3%

* This is based on patients treated on this contract for their most recent course of treatment. Figures in italics indicate the base number of FP17s or Patient Questionnaire responses are less than 100. N/A is shown where the base number of responses is less than 10 during the period. % is calculated as Quantity/Base number*100

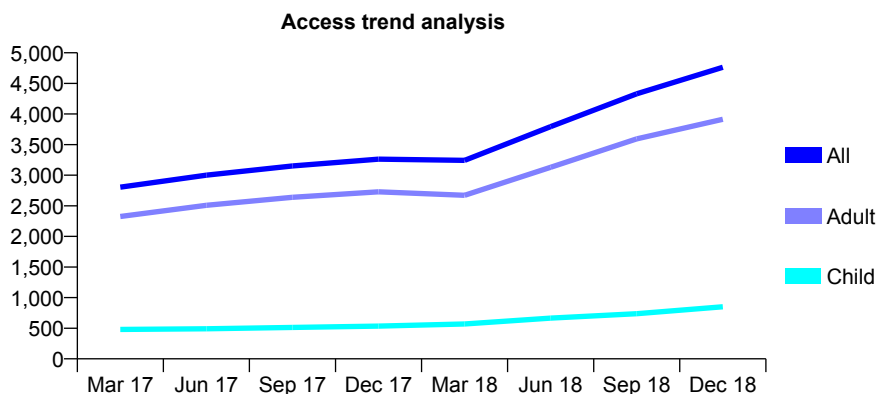
Q55 - Vital Signs At a Glance Contract Report for 100180/0000 - December 2018

Name or company name	Chaddesden Dental Practice
Contract type name	GDS Contract
Purpose of contract	General
Contract start date	01/08/2016
Contract end date	

18/19 Contracted general activity (UDA)	21,628
Carry forward general activity (UDA)	0
18/19 Contracted orthodontic activity (UOA)	0
Carry forward orthodontic activity (UOA)	0
Baseline contract value	£564,575.41

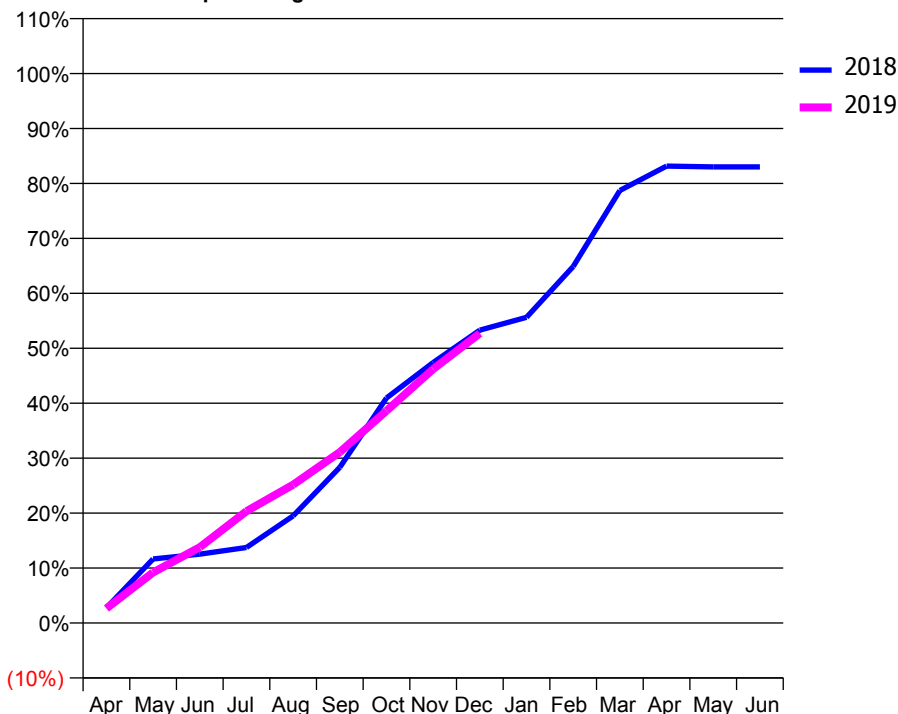
ACCESS*

Patients seen in 24 months	Total	Change since previous quarter
Quarter ending December 2017	3,262	
Quarter ending March 2018	3,242	→
Quarter ending June 2018	3,795	↑
Quarter ending September 2018	4,330	↑
Quarter ending December 2018	4,764	↑
Variance since December 2017	46.0%	↑



ACTIVITY

Cumulative percentage of contracted UDA delivered 2018 & 2019



Month	Adjusted Scheduled Activity (UDA)	
	2018	2019
April	284	574
May	1,192	1,989
June	1,281	2,986
July	1,406	4,402
August	1,994	5,447
September	2,897	6,725
October	4,187	8,352
November	4,848	9,998
December	5,452	11,404
January	5,690	
February	6,636	
March	8,051	
April	8,505	
May	8,489	
June	8,490	

QUALITY

	Quantity	Base Number	Contract	AT	Region	England
% of FP17s for the same patient ID Re-attending within 3 months - Children	91	1,145	7.9%	10.1%	11.6%	11.8%
% of FP17s for the same patient ID Re-attending within 3 months - Adults	631	5,276	12.0%	14.0%	15.1%	15.6%
% of FP17s for the same patient ID Re-attending between 3 & 9 months - Children	583	1,145	50.9%	62.0%	59.9%	58.8%
% of FP17s for the same patient ID Re-attending between 3 & 9 months - Adults	2,619	5,276	49.6%	55.1%	52.0%	51.0%
% of FP17s for Band 1 Urgent Courses	392	6,145	6.4%	6.8%	8.0%	9.0%
% of FP17s Relating to Free Repair or Replacements	32	6,145	0.5%	0.8%	0.8%	0.8%
% of FP17s Relating to Continuations	38	6,145	0.6%	1.1%	0.9%	0.9%
% of Patients satisfied with the dentistry they have received	0	0	N/A	92.0%	93.6%	93.2%
% of Patients satisfied with the time they had to wait for an appointment	0	0	N/A	87.2%	88.6%	88.3%

* This is based on patients treated on this contract for their most recent course of treatment. Figures in italics indicate the base number of FP17s or Patient Questionnaire responses are less than 100. N/A is shown where the base number of responses is less than 10 during the period. % is calculated as Quantity/Base number*100

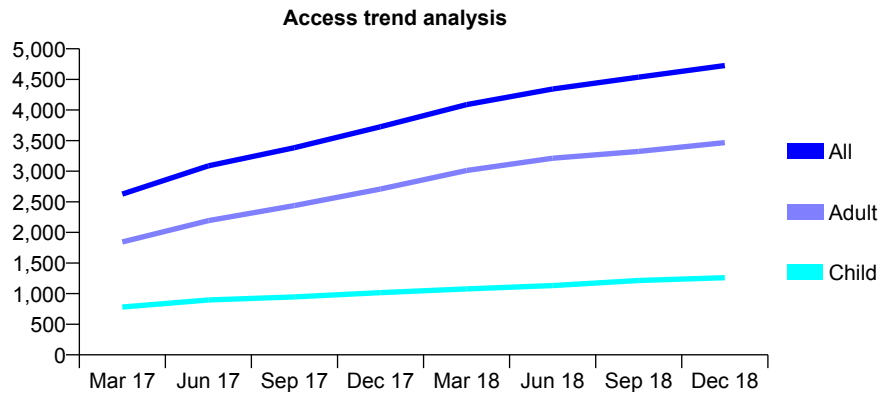
Q55 - Vital Signs At a Glance Contract Report for 100195/0000 - December 2018

Name or company name	TASK B LTD - T/A Dental Perfection
Contract type name	GDS Contract
Purpose of contract	General
Contract start date	01/08/2016
Contract end date	

18/19 Contracted general activity (UDA)	10,900
Carry forward general activity (UDA)	0
18/19 Contracted orthodontic activity (UOA)	0
Carry forward orthodontic activity (UOA)	0
Baseline contract value	£246,373.94

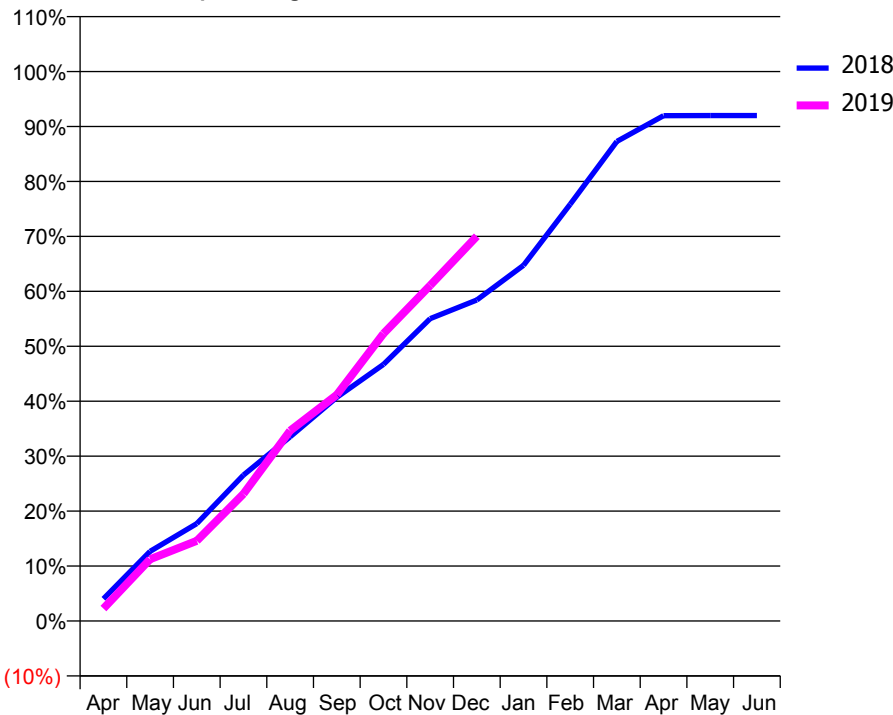
ACCESS*

Patients seen in 24 months	Total	Change since previous quarter
Quarter ending December 2017	3,727	
Quarter ending March 2018	4,089	↑
Quarter ending June 2018	4,344	↑
Quarter ending September 2018	4,538	↑
Quarter ending December 2018	4,727	↑
Variance since December 2017	26.8%	↑



ACTIVITY

Cumulative percentage of contracted UDA delivered 2018 & 2019



Month	Adjusted Scheduled Activity (UDA)	
	2018	2019
April	439	246
May	1,381	1,226
June	1,933	1,592
July	2,894	2,521
August	3,654	3,775
September	4,438	4,489
October	5,090	5,702
November	5,997	6,657
December	6,367	7,632
January	7,057	
February	8,266	
March	9,513	
April	10,024	
May	10,026	
June	10,026	

QUALITY

	Quantity	Base Number	Contract	AT	Region	England
% of FP17s for the same patient ID Re-attending within 3 months - Children	74	1,245	5.9%	10.1%	11.6%	11.8%
% of FP17s for the same patient ID Re-attending within 3 months - Adults	239	2,834	8.4%	14.0%	15.1%	15.6%
% of FP17s for the same patient ID Re-attending between 3 & 9 months - Children	548	1,245	44.0%	62.0%	59.9%	58.8%
% of FP17s for the same patient ID Re-attending between 3 & 9 months - Adults	1,112	2,834	39.2%	55.1%	52.0%	51.0%
% of FP17s for Band 1 Urgent Courses	135	3,804	3.5%	6.8%	8.0%	9.0%
% of FP17s Relating to Free Repair or Replacements	5	3,804	0.1%	0.8%	0.8%	0.8%
% of FP17s Relating to Continuations	77	3,804	2.0%	1.1%	0.9%	0.9%
% of Patients satisfied with the dentistry they have received	1	1	N/A	92.0%	93.6%	93.2%
% of Patients satisfied with the time they had to wait for an appointment	0	1	N/A	87.2%	88.6%	88.3%

* This is based on patients treated on this contract for their most recent course of treatment. Figures in italics indicate the base number of FP17s or Patient Questionnaire responses are less than 100. N/A is shown where the base number of responses is less than 10 during the period. % is calculated as Quantity/Base number*100

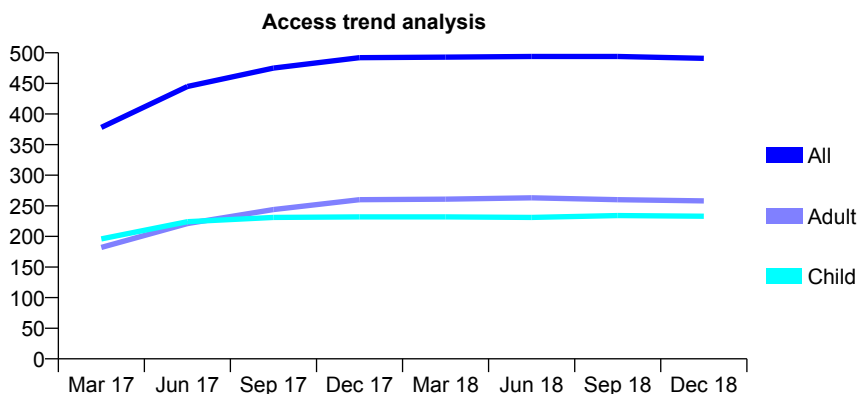
Q55 - Vital Signs At a Glance Contract Report for 100196/0000 - December 2018

Name or company name	Impressions Dental Care (Nottingham) Limi
Contract type name	GDS Contract
Purpose of contract	General
Contract start date	01/08/2016
Contract end date	

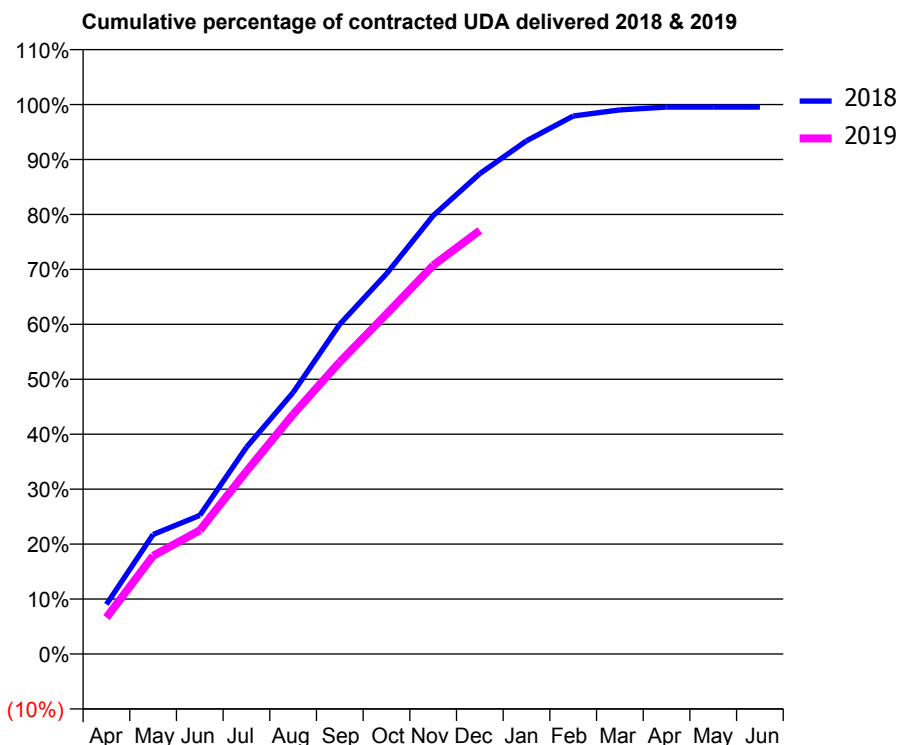
18/19 Contracted general activity (UDA)	1,375
Carry forward general activity (UDA)	-14
18/19 Contracted orthodontic activity (UOA)	0
Carry forward orthodontic activity (UOA)	0
Baseline contract value	£33,138.93

ACCESS*

Patients seen in 24 months	Total	Change since previous quarter
Quarter ending December 2017	492	
Quarter ending March 2018	493	→
Quarter ending June 2018	494	→
Quarter ending September 2018	494	→
Quarter ending December 2018	491	→
Variance since December 2017	(0.2%)	→



ACTIVITY



Month	Adjusted Scheduled Activity (UDA)	
	2018	2019
April	124	91
May	299	246
June	347	310
July	517	457
August	654	600
September	825	731
October	952	851
November	1,097	973
December	1,202	1,060
January	1,284	
February	1,346	
March	1,361	
April	1,368	
May	1,368	
June	1,368	

QUALITY

	Quantity	Base Number	Contract	AT	Region	England
% of FP17s for the same patient ID Re-attending within 3 months - Children	22	299	7.4%	10.1%	11.6%	11.8%
% of FP17s for the same patient ID Re-attending within 3 months - Adults	48	293	16.4%	14.0%	15.1%	15.6%
% of FP17s for the same patient ID Re-attending between 3 & 9 months - Children	195	299	65.2%	62.0%	59.9%	58.8%
% of FP17s for the same patient ID Re-attending between 3 & 9 months - Adults	172	293	58.7%	55.1%	52.0%	51.0%
% of FP17s for Band 1 Urgent Courses	14	584	2.4%	6.8%	8.0%	9.0%
% of FP17s Relating to Free Repair or Replacements	4	584	0.7%	0.8%	0.8%	0.8%
% of FP17s Relating to Continuations	1	584	0.2%	1.1%	0.9%	0.9%
% of Patients satisfied with the dentistry they have received	0	0	N/A	92.0%	93.6%	93.2%
% of Patients satisfied with the time they had to wait for an appointment	0	0	N/A	87.2%	88.6%	88.3%

* This is based on patients treated on this contract for their most recent course of treatment. Figures in italics indicate the base number of FP17s or Patient Questionnaire responses are less than 100. N/A is shown where the base number of responses is less than 10 during the period. % is calculated as Quantity/Base number*100

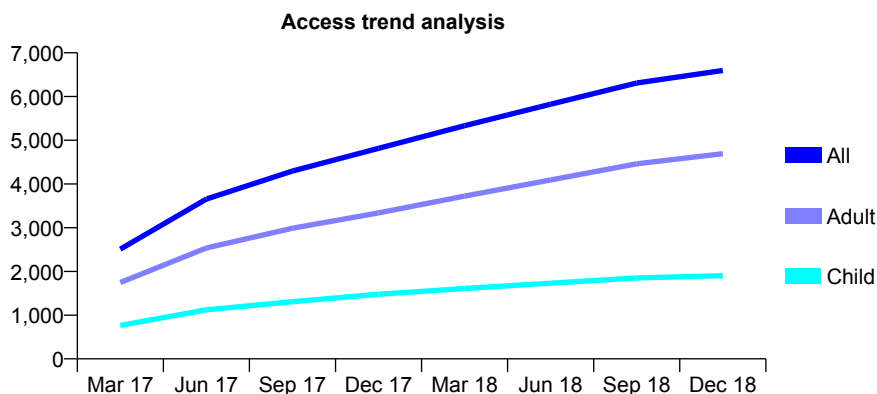
Q55 - Vital Signs At a Glance Contract Report for 100205/0000 - December 2018

Name or company name	Family Medical Centre (Green//Hanji)
Contract type name	GDS Contract
Purpose of contract	General
Contract start date	01/08/2016
Contract end date	

18/19 Contracted general activity (UDA)	26,057
Carry forward general activity (UDA)	-421
18/19 Contracted orthodontic activity (UOA)	0
Carry forward orthodontic activity (UOA)	0
Baseline contract value	£715,678.94

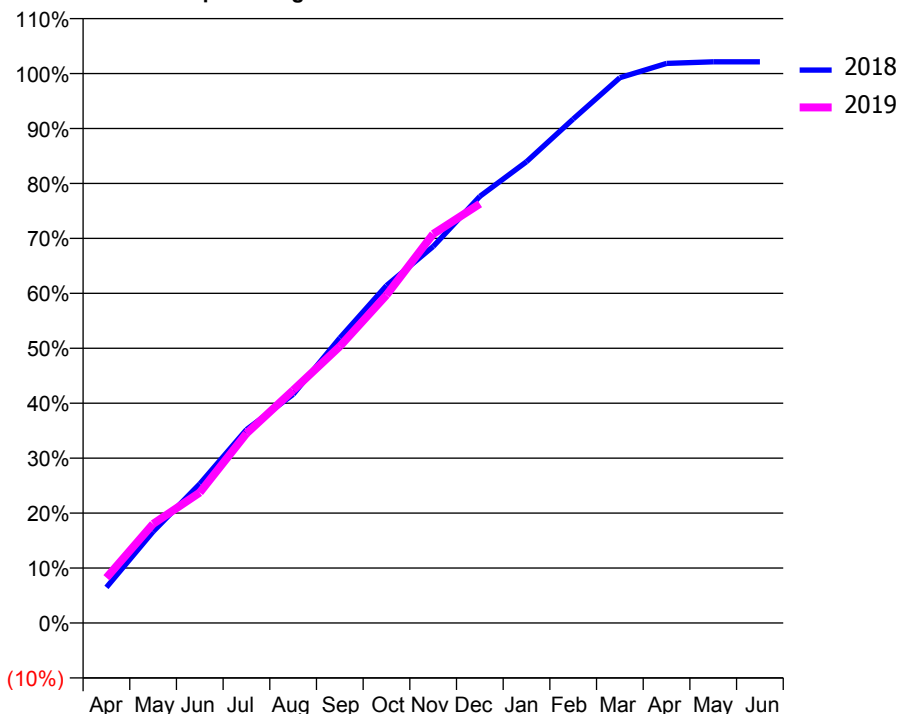
ACCESS*

Patients seen in 24 months	Total	Change since previous quarter
Quarter ending December 2017	4,816	
Quarter ending March 2018	5,332	↑
Quarter ending June 2018	5,823	↑
Quarter ending September 2018	6,310	↑
Quarter ending December 2018	6,595	↑
Variance since December 2017	36.9%	↑



ACTIVITY

Cumulative percentage of contracted UDA delivered 2018 & 2019



Month	Adjusted Scheduled Activity (UDA)	
	2018	2019
April	1,365	2,150
May	3,500	4,703
June	5,332	6,187
July	7,411	8,986
August	8,759	11,040
September	10,924	13,118
October	12,928	15,549
November	14,429	18,446
December	16,351	19,876
January	17,680	
February	19,312	
March	20,898	
April	21,444	
May	21,504	
June	21,503	

QUALITY

	Quantity	Base Number	Contract	AT	Region	England
% of FP17s for the same patient ID Re-attending within 3 months - Children	138	1,840	7.5%	10.1%	11.6%	11.8%
% of FP17s for the same patient ID Re-attending within 3 months - Adults	551	4,339	12.7%	14.0%	15.1%	15.6%
% of FP17s for the same patient ID Re-attending between 3 & 9 months - Children	831	1,840	45.2%	62.0%	59.9%	58.8%
% of FP17s for the same patient ID Re-attending between 3 & 9 months - Adults	1,502	4,339	34.6%	55.1%	52.0%	51.0%
% of FP17s for Band 1 Urgent Courses	285	5,974	4.8%	6.8%	8.0%	9.0%
% of FP17s Relating to Free Repair or Replacements	67	5,974	1.1%	0.8%	0.8%	0.8%
% of FP17s Relating to Continuations	19	5,974	0.3%	1.1%	0.9%	0.9%
% of Patients satisfied with the dentistry they have received	0	0	N/A	92.0%	93.6%	93.2%
% of Patients satisfied with the time they had to wait for an appointment	0	0	N/A	87.2%	88.6%	88.3%

* This is based on patients treated on this contract for their most recent course of treatment. Figures in italics indicate the base number of FP17s or Patient Questionnaire responses are less than 100. N/A is shown where the base number of responses is less than 10 during the period. % is calculated as Quantity/Base number*100

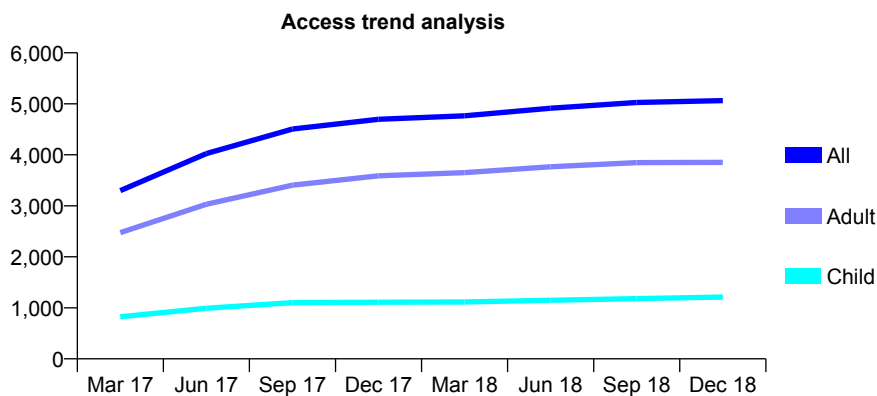
Q55 - Vital Signs At a Glance Contract Report for 100211/0000 - December 2018

Name or company name	Rivergreen Dental Practice
Contract type name	GDS Contract
Purpose of contract	General
Contract start date	01/09/2016
Contract end date	

18/19 Contracted general activity (UDA)	14,929
Carry forward general activity (UDA)	-252
18/19 Contracted orthodontic activity (UOA)	0
Carry forward orthodontic activity (UOA)	0
Baseline contract value	£393,324.13

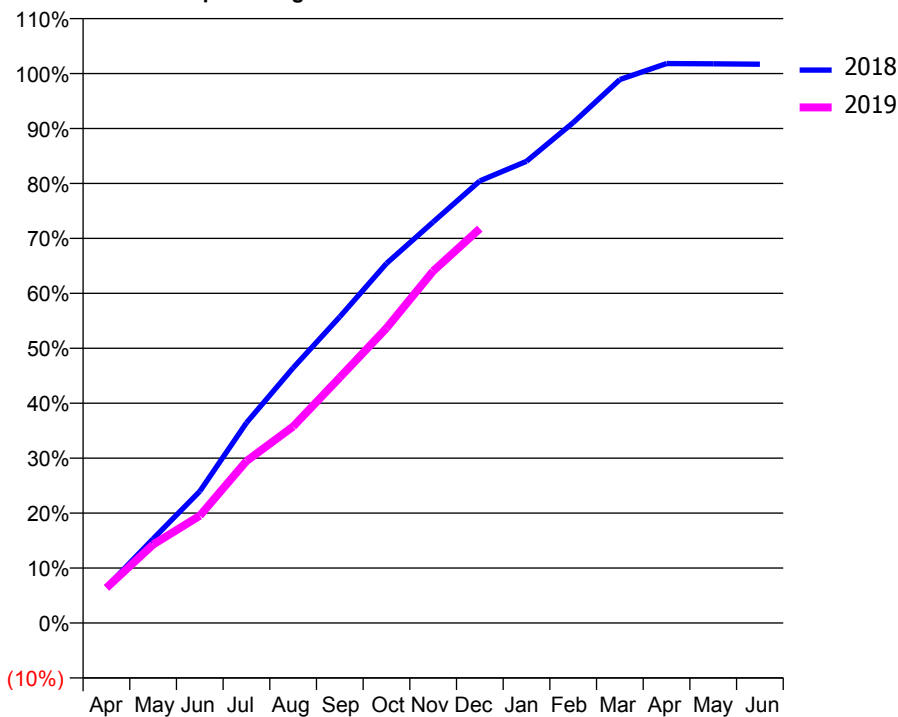
ACCESS*

Patients seen in 24 months	Total	Change since previous quarter
Quarter ending December 2017	4,698	
Quarter ending March 2018	4,766	→
Quarter ending June 2018	4,913	↑
Quarter ending September 2018	5,026	↑
Quarter ending December 2018	5,063	→
Variance since December 2017	7.8%	↑



ACTIVITY

Cumulative percentage of contracted UDA delivered 2018 & 2019



Month	Adjusted Scheduled Activity (UDA)	
	2018	2019
April	978	954
May	2,288	2,132
June	3,579	2,914
July	5,440	4,401
August	6,931	5,339
September	8,319	6,671
October	9,767	8,012
November	10,895	9,563
December	12,013	10,716
January	12,544	
February	13,594	
March	14,764	
April	15,198	
May	15,193	
June	15,181	

QUALITY

	Quantity	Base Number	Contract	AT	Region	England
% of FP17s for the same patient ID Re-attending within 3 months - Children	78	1,171	6.7%	10.1%	11.6%	11.8%
% of FP17s for the same patient ID Re-attending within 3 months - Adults	514	3,996	12.9%	14.0%	15.1%	15.6%
% of FP17s for the same patient ID Re-attending between 3 & 9 months - Children	659	1,171	56.3%	62.0%	59.9%	58.8%
% of FP17s for the same patient ID Re-attending between 3 & 9 months - Adults	2,201	3,996	55.1%	55.1%	52.0%	51.0%
% of FP17s for Band 1 Urgent Courses	264	4,997	5.3%	6.8%	8.0%	9.0%
% of FP17s Relating to Free Repair or Replacements	82	4,997	1.6%	0.8%	0.8%	0.8%
% of FP17s Relating to Continuations	32	4,997	0.6%	1.1%	0.9%	0.9%
% of Patients satisfied with the dentistry they have received	1	3	N/A	92.0%	93.6%	93.2%
% of Patients satisfied with the time they had to wait for an appointment	3	3	N/A	87.2%	88.6%	88.3%

* This is based on patients treated on this contract for their most recent course of treatment. Figures in italics indicate the base number of FP17s or Patient Questionnaire responses are less than 100. N/A is shown where the base number of responses is less than 10 during the period. % is calculated as Quantity/Base number*100

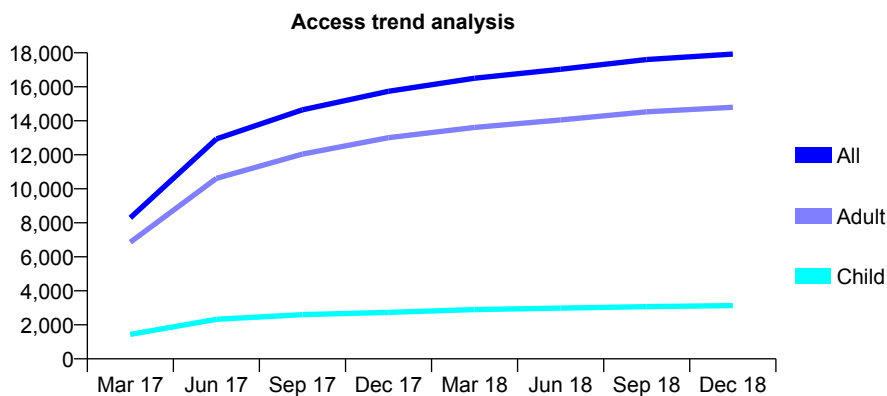
Q55 - Vital Signs At a Glance Contract Report for 100236/0000 - December 2018

Name or company name	AJ Moore & Associates
Contract type name	GDS Contract
Purpose of contract	General
Contract start date	01/12/2016
Contract end date	

18/19 Contracted general activity (UDA)	55,587
Carry forward general activity (UDA)	0
18/19 Contracted orthodontic activity (UOA)	0
Carry forward orthodontic activity (UOA)	0
Baseline contract value	£1,339,871.58

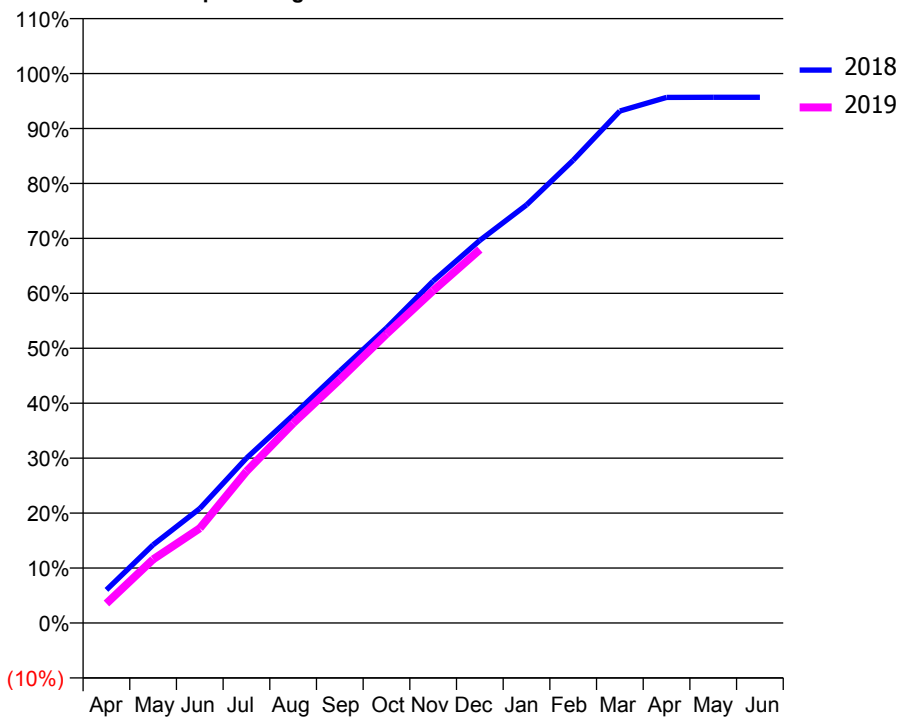
ACCESS*

Patients seen in 24 months	Total	Change since previous quarter
Quarter ending December 2017	15,739	
Quarter ending March 2018	16,504	↑
Quarter ending June 2018	17,035	↑
Quarter ending September 2018	17,603	↑
Quarter ending December 2018	17,928	→
Variance since December 2017	13.9%	↑



ACTIVITY

Cumulative percentage of contracted UDA delivered 2018 & 2019



Month	Adjusted Scheduled Activity (UDA)	
	2018	2019
April	3,420	1,977
May	8,076	6,447
June	11,834	9,589
July	17,036	15,340
August	21,483	20,196
September	26,032	24,637
October	30,496	29,241
November	35,343	33,618
December	39,546	37,783
January	43,209	
February	47,820	
March	52,905	
April	54,321	
May	54,330	
June	54,332	

QUALITY

	Quantity	Base Number	Contract	AT	Region	England
% of FP17s for the same patient ID Re-attending within 3 months - Children	229	3,858	5.9%	10.1%	11.6%	11.8%
% of FP17s for the same patient ID Re-attending within 3 months - Adults	2,335	18,639	12.5%	14.0%	15.1%	15.6%
% of FP17s for the same patient ID Re-attending between 3 & 9 months - Children	2,535	3,858	65.7%	62.0%	59.9%	58.8%
% of FP17s for the same patient ID Re-attending between 3 & 9 months - Adults	12,251	18,639	65.7%	55.1%	52.0%	51.0%
% of FP17s for Band 1 Urgent Courses	1,041	21,233	4.9%	6.8%	8.0%	9.0%
% of FP17s Relating to Free Repair or Replacements	309	21,233	1.5%	0.8%	0.8%	0.8%
% of FP17s Relating to Continuations	235	21,233	1.1%	1.1%	0.9%	0.9%
% of Patients satisfied with the dentistry they have received	17	17	100.0%	92.0%	93.6%	93.2%
% of Patients satisfied with the time they had to wait for an appointment	16	17	94.1%	87.2%	88.6%	88.3%

* This is based on patients treated on this contract for their most recent course of treatment. Figures in italics indicate the base number of FP17s or Patient Questionnaire responses are less than 100. N/A is shown where the base number of responses is less than 10 during the period. % is calculated as Quantity/Base number*100

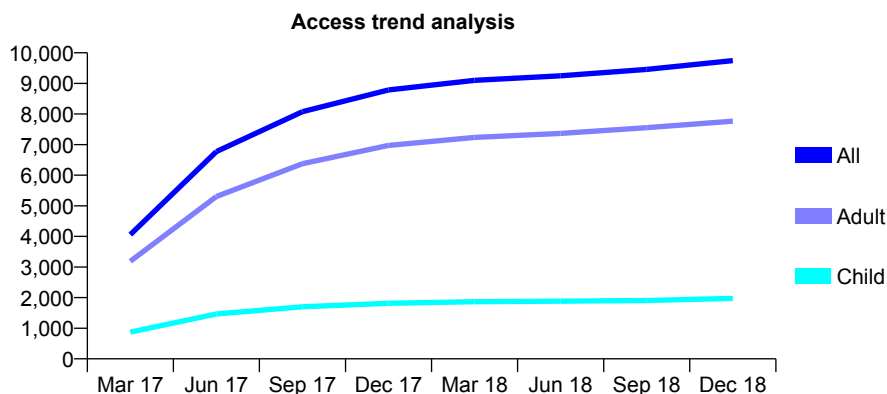
Q55 - Vital Signs At a Glance Contract Report for 100238/0000 - December 2018

Name or company name	Hearnor Dental Practice
Contract type name	GDS Contract
Purpose of contract	General
Contract start date	01/12/2016
Contract end date	

18/19 Contracted general activity (UDA)	25,773
Carry forward general activity (UDA)	0
18/19 Contracted orthodontic activity (UOA)	0
Carry forward orthodontic activity (UOA)	0
Baseline contract value	£786,875.54

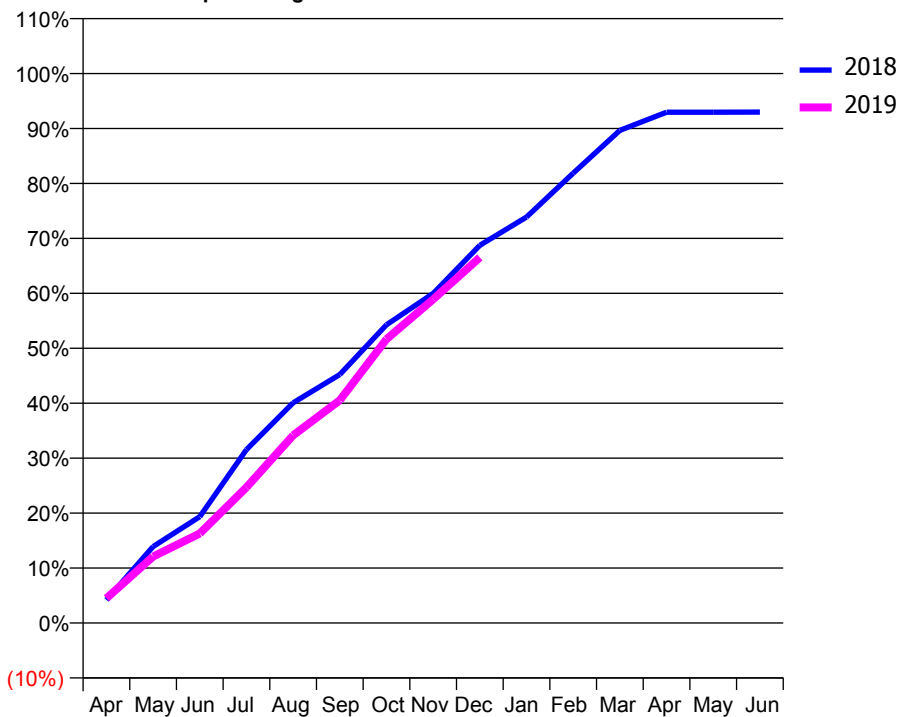
ACCESS*

Patients seen in 24 months	Total	Change since previous quarter
Quarter ending December 2017	8,788	
Quarter ending March 2018	9,099	↑
Quarter ending June 2018	9,250	→
Quarter ending September 2018	9,459	↑
Quarter ending December 2018	9,743	↑
Variance since December 2017	10.9%	↑



ACTIVITY

Cumulative percentage of contracted UDA delivered 2018 & 2019



Month	Adjusted Scheduled Activity (UDA)	
	2018	2019
April	1,087	1,163
May	3,589	3,120
June	4,989	4,202
July	8,132	6,363
August	10,329	8,803
September	11,655	10,450
October	13,986	13,311
November	15,456	15,184
December	17,714	17,148
January	19,043	
February	21,097	
March	23,106	
April	23,956	
May	23,960	
June	23,961	

QUALITY

	Quantity	Base Number	Contract	AT	Region	England
% of FP17s for the same patient ID Re-attending within 3 months - Children	119	2,257	5.3%	10.1%	11.6%	11.8%
% of FP17s for the same patient ID Re-attending within 3 months - Adults	1,015	8,393	12.1%	14.0%	15.1%	15.6%
% of FP17s for the same patient ID Re-attending between 3 & 9 months - Children	1,427	2,257	63.2%	62.0%	59.9%	58.8%
% of FP17s for the same patient ID Re-attending between 3 & 9 months - Adults	4,925	8,393	58.7%	55.1%	52.0%	51.0%
% of FP17s for Band 1 Urgent Courses	424	10,132	4.2%	6.8%	8.0%	9.0%
% of FP17s Relating to Free Repair or Replacements	107	10,132	1.1%	0.8%	0.8%	0.8%
% of FP17s Relating to Continuations	67	10,132	0.7%	1.1%	0.9%	0.9%
% of Patients satisfied with the dentistry they have received	7	7	N/A	92.0%	93.6%	93.2%
% of Patients satisfied with the time they had to wait for an appointment	7	7	N/A	87.2%	88.6%	88.3%

* This is based on patients treated on this contract for their most recent course of treatment. Figures in italics indicate the base number of FP17s or Patient Questionnaire responses are less than 100. N/A is shown where the base number of responses is less than 10 during the period. % is calculated as Quantity/Base number*100

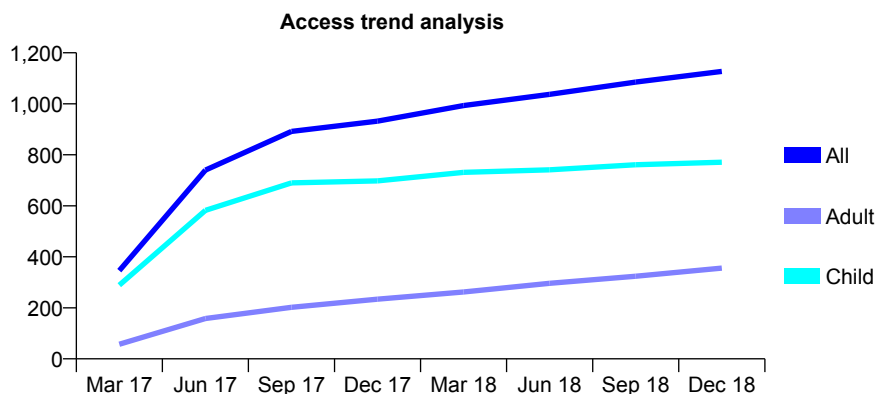
Q55 - Vital Signs At a Glance Contract Report for 100271/0000 - December 2018

Name or company name	Peterson, Carr & Towlerton
Contract type name	GDS Contract
Purpose of contract	General
Contract start date	01/01/2017
Contract end date	

18/19 Contracted general activity (UDA)	3,100
Carry forward general activity (UDA)	0
18/19 Contracted orthodontic activity (UOA)	0
Carry forward orthodontic activity (UOA)	0
Baseline contract value	£72,258.24

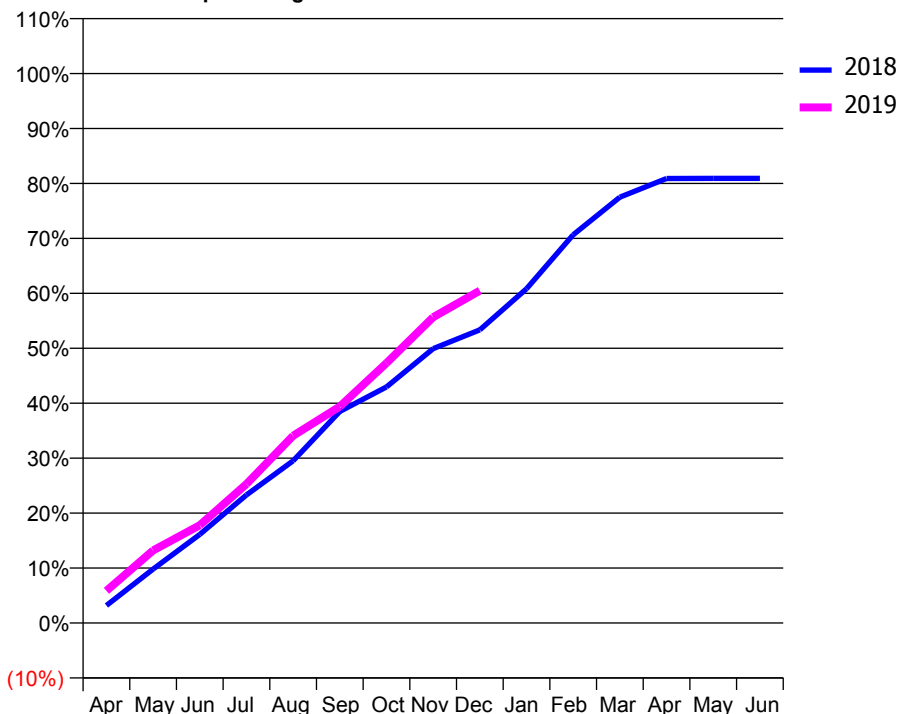
ACCESS*

Patients seen in 24 months	Total	Change since previous quarter
Quarter ending December 2017	932	
Quarter ending March 2018	993	↑
Quarter ending June 2018	1,037	↑
Quarter ending September 2018	1,085	↑
Quarter ending December 2018	1,127	↑
Variance since December 2017	20.9%	↑



ACTIVITY

Cumulative percentage of contracted UDA delivered 2018 & 2019



Month	Adjusted Scheduled Activity (UDA)	
	2018	2019
April	99	182
May	304	410
June	500	552
July	723	784
August	915	1,057
September	1,193	1,221
October	1,332	1,466
November	1,548	1,725
December	1,654	1,875
January	1,886	
February	2,191	
March	2,402	
April	2,507	
May	2,508	
June	2,508	

QUALITY

	Quantity	Base Number	Contract	AT	Region	England
% of FP17s for the same patient ID Re-attending within 3 months - Children	61	1,014	6.0%	10.1%	11.6%	11.8%
% of FP17s for the same patient ID Re-attending within 3 months - Adults	27	269	10.0%	14.0%	15.1%	15.6%
% of FP17s for the same patient ID Re-attending between 3 & 9 months - Children	718	1,014	70.8%	62.0%	59.9%	58.8%
% of FP17s for the same patient ID Re-attending between 3 & 9 months - Adults	132	269	49.1%	55.1%	52.0%	51.0%
% of FP17s for Band 1 Urgent Courses	89	1,216	7.3%	6.8%	8.0%	9.0%
% of FP17s Relating to Free Repair or Replacements	0	1,216	0.0%	0.8%	0.8%	0.8%
% of FP17s Relating to Continuations	0	1,216	0.0%	1.1%	0.9%	0.9%
% of Patients satisfied with the dentistry they have received	1	1	N/A	92.0%	93.6%	93.2%
% of Patients satisfied with the time they had to wait for an appointment	1	1	N/A	87.2%	88.6%	88.3%

* This is based on patients treated on this contract for their most recent course of treatment. Figures in italics indicate the base number of FP17s or Patient Questionnaire responses are less than 100. N/A is shown where the base number of responses is less than 10 during the period. % is calculated as Quantity/Base number*100

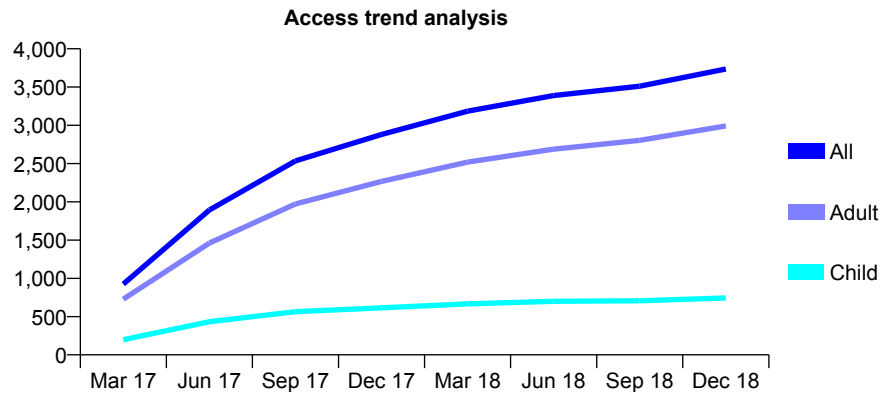
Q55 - Vital Signs At a Glance Contract Report for 100305/0000 - December 2018

Name or company name	New Whittington Dental Practice
Contract type name	GDS Contract
Purpose of contract	General
Contract start date	01/02/2017
Contract end date	

18/19 Contracted general activity (UDA)	14,513
Carry forward general activity (UDA)	186
18/19 Contracted orthodontic activity (UOA)	0
Carry forward orthodontic activity (UOA)	0
Baseline contract value	£449,039.24

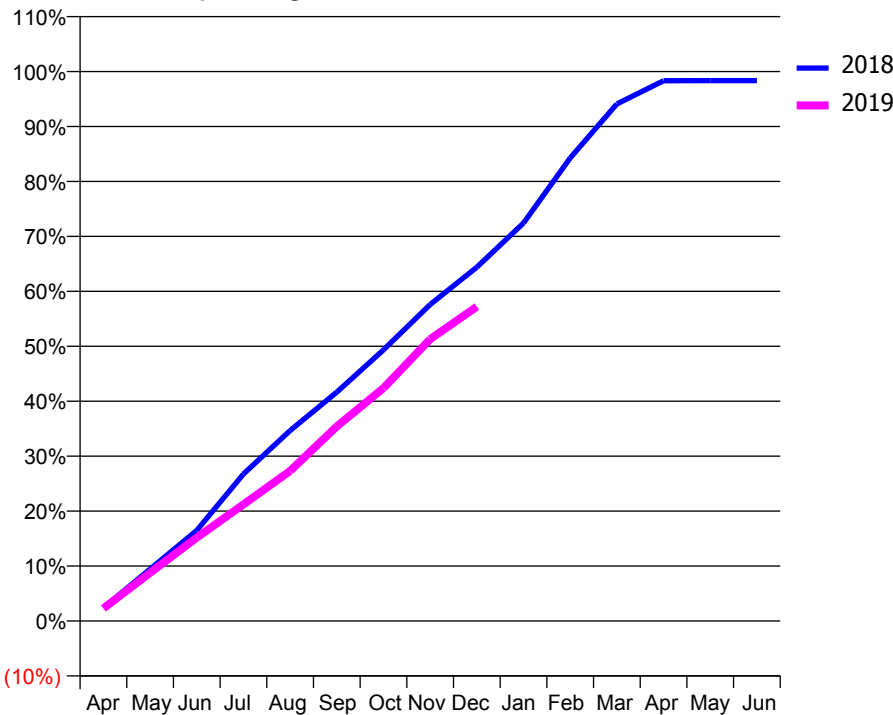
ACCESS*

Patients seen in 24 months	Total	Change since previous quarter
Quarter ending December 2017	2,880	
Quarter ending March 2018	3,186	↑
Quarter ending June 2018	3,389	↑
Quarter ending September 2018	3,511	↑
Quarter ending December 2018	3,736	↑
Variance since December 2017	29.7%	↑



ACTIVITY

Cumulative percentage of contracted UDA delivered 2018 & 2019



Month	Adjusted Scheduled Activity (UDA)	
	2018	2019
April	269	334
May	1,060	1,272
June	1,848	2,202
July	3,000	3,080
August	3,888	3,963
September	4,671	5,142
October	5,533	6,151
November	6,459	7,443
December	7,221	8,302
January	8,120	
February	9,450	
March	10,550	
April	11,024	
May	11,026	
June	11,027	

QUALITY

	Quantity	Base Number	Contract	AT	Region	England
% of FP17s for the same patient ID Re-attending within 3 months - Children	67	864	7.8%	10.1%	11.6%	11.8%
% of FP17s for the same patient ID Re-attending within 3 months - Adults	430	3,379	12.7%	14.0%	15.1%	15.6%
% of FP17s for the same patient ID Re-attending between 3 & 9 months - Children	481	864	55.7%	62.0%	59.9%	58.8%
% of FP17s for the same patient ID Re-attending between 3 & 9 months - Adults	1,836	3,379	54.3%	55.1%	52.0%	51.0%
% of FP17s for Band 1 Urgent Courses	343	4,038	8.5%	6.8%	8.0%	9.0%
% of FP17s Relating to Free Repair or Replacements	84	4,038	2.1%	0.8%	0.8%	0.8%
% of FP17s Relating to Continuations	62	4,038	1.5%	1.1%	0.9%	0.9%
% of Patients satisfied with the dentistry they have received	5	5	N/A	92.0%	93.6%	93.2%
% of Patients satisfied with the time they had to wait for an appointment	5	5	N/A	87.2%	88.6%	88.3%

* This is based on patients treated on this contract for their most recent course of treatment. Figures in italics indicate the base number of FP17s or Patient Questionnaire responses are less than 100. N/A is shown where the base number of responses is less than 10 during the period. % is calculated as Quantity/Base number*100

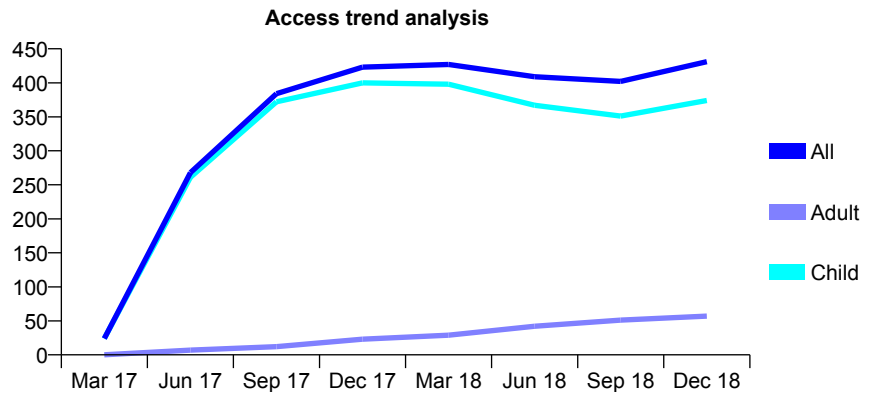
Q55 - Vital Signs At a Glance Contract Report for 100315/0000 - December 2018

Name or company name	Tuckley, Iltott and Skariah
Contract type name	GDS Contract
Purpose of contract	General
Contract start date	01/02/2017
Contract end date	

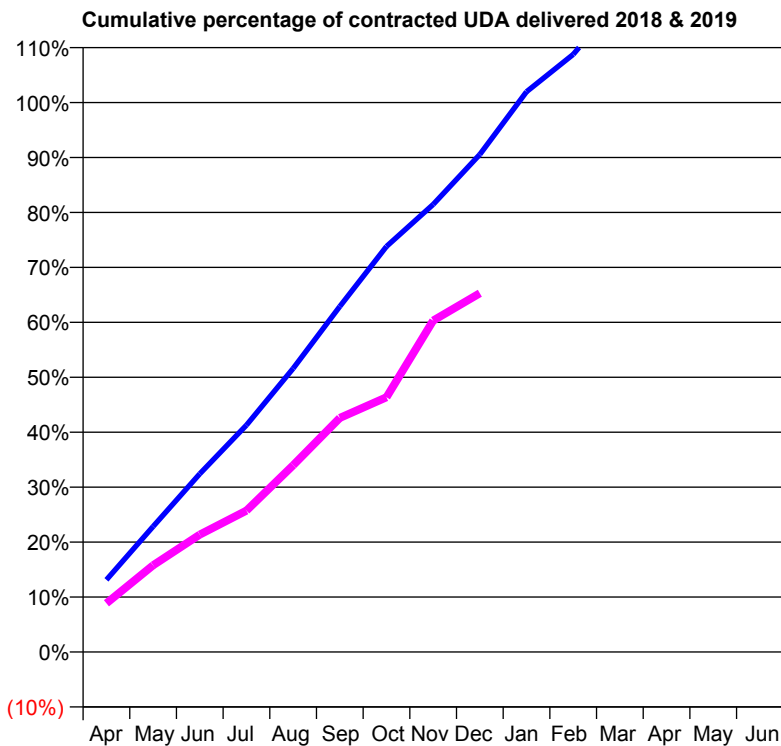
18/19 Contracted general activity (UDA)	824
Carry forward general activity (UDA)	-16
18/19 Contracted orthodontic activity (UOA)	0
Carry forward orthodontic activity (UOA)	0
Baseline contract value	£22,758.55

ACCESS*

Patients seen in 24 months	Total	Change since previous quarter
Quarter ending December 2017	423	
Quarter ending March 2018	427	→
Quarter ending June 2018	409	↓
Quarter ending September 2018	402	↓
Quarter ending December 2018	431	↑
Variance since December 2017	1.9%	→



ACTIVITY



Month	Adjusted Scheduled Activity (UDA)	
	2018	2019
April	108	73
May	188	130
June	267	176
July	340	212
August	425	280
September	518	351
October	608	382
November	671	497
December	746	538
January	840	
February	896	
March	977	
April	1,032	
May	1,032	
June	1,032	

QUALITY

	Quantity	Base Number	Contract	AT	Region	England
% of FP17s for the same patient ID Re-attending within 3 months - Children	18	480	3.8%	10.1%	11.6%	11.8%
% of FP17s for the same patient ID Re-attending within 3 months - Adults	0	0	N/A	14.0%	15.1%	15.6%
% of FP17s for the same patient ID Re-attending between 3 & 9 months - Children	331	480	69.0%	62.0%	59.9%	58.8%
% of FP17s for the same patient ID Re-attending between 3 & 9 months - Adults	0	0	N/A	55.1%	52.0%	51.0%
% of FP17s for Band 1 Urgent Courses	0	439	0.0%	6.8%	8.0%	9.0%
% of FP17s Relating to Free Repair or Replacements	0	439	0.0%	0.8%	0.8%	0.8%
% of FP17s Relating to Continuations	9	439	2.1%	1.1%	0.9%	0.9%
% of Patients satisfied with the dentistry they have received	0	0	N/A	92.0%	93.6%	93.2%
% of Patients satisfied with the time they had to wait for an appointment	0	0	N/A	87.2%	88.6%	88.3%

* This is based on patients treated on this contract for their most recent course of treatment. Figures in italics indicate the base number of FP17s or Patient Questionnaire responses are less than 100. N/A is shown where the base number of responses is less than 10 during the period. % is calculated as Quantity/Base number*100

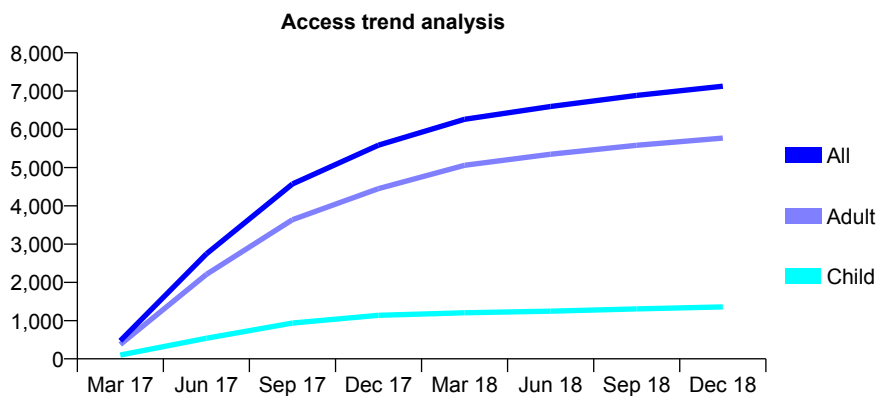
Q55 - Vital Signs At a Glance Contract Report for 100316/0000 - December 2018

Name or company name	Dr Mandeep Hampson
Contract type name	GDS Contract
Purpose of contract	General
Contract start date	01/03/2017
Contract end date	

18/19 Contracted general activity (UDA)	17,825
Carry forward general activity (UDA)	0
18/19 Contracted orthodontic activity (UOA)	0
Carry forward orthodontic activity (UOA)	0
Baseline contract value	£402,491.58

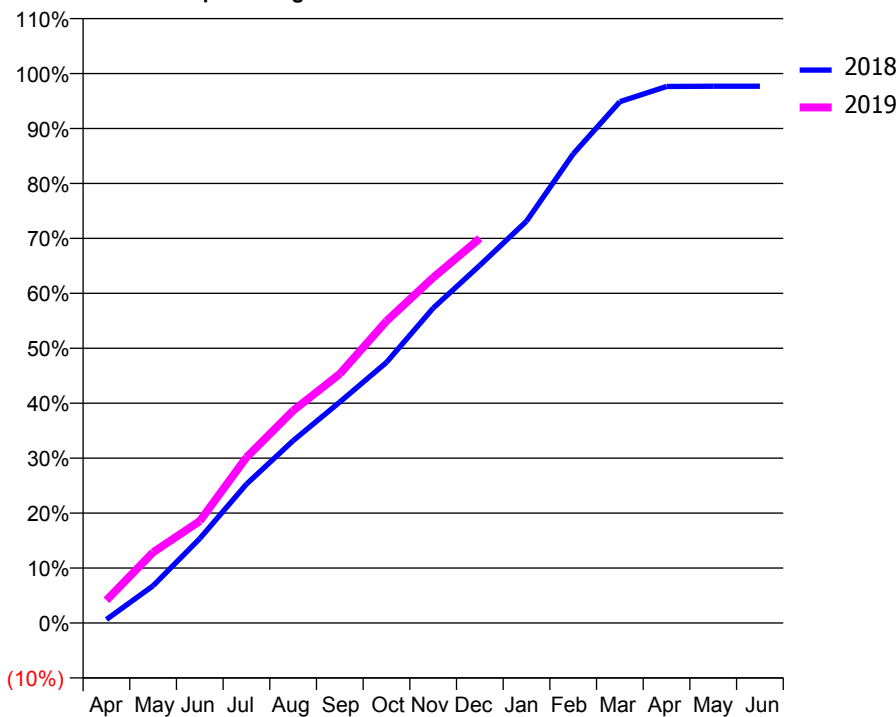
ACCESS*

Patients seen in 24 months	Total	Change since previous quarter
Quarter ending December 2017	5,587	
Quarter ending March 2018	6,262	↑
Quarter ending June 2018	6,596	↑
Quarter ending September 2018	6,888	↑
Quarter ending December 2018	7,126	↑
Variance since December 2017	27.5%	↑



ACTIVITY

Cumulative percentage of contracted UDA delivered 2018 & 2019



Month	Adjusted Scheduled Activity (UDA)	
	2018	2019
April	113	739
May	1,207	2,294
June	2,739	3,307
July	4,504	5,373
August	5,915	6,889
September	7,172	8,081
October	8,455	9,794
November	10,216	11,204
December	11,602	12,476
January	13,033	
February	15,217	
March	16,912	
April	17,404	
May	17,412	
June	17,413	

QUALITY

	Quantity	Base Number	Contract	AT	Region	England
% of FP17s for the same patient ID Re-attending within 3 months - Children	60	1,500	4.0%	10.1%	11.6%	11.8%
% of FP17s for the same patient ID Re-attending within 3 months - Adults	568	6,037	9.4%	14.0%	15.1%	15.6%
% of FP17s for the same patient ID Re-attending between 3 & 9 months - Children	989	1,500	65.9%	62.0%	59.9%	58.8%
% of FP17s for the same patient ID Re-attending between 3 & 9 months - Adults	3,538	6,037	58.6%	55.1%	52.0%	51.0%
% of FP17s for Band 1 Urgent Courses	388	7,210	5.4%	6.8%	8.0%	9.0%
% of FP17s Relating to Free Repair or Replacements	34	7,210	0.5%	0.8%	0.8%	0.8%
% of FP17s Relating to Continuations	47	7,210	0.7%	1.1%	0.9%	0.9%
% of Patients satisfied with the dentistry they have received	2	2	N/A	92.0%	93.6%	93.2%
% of Patients satisfied with the time they had to wait for an appointment	2	2	N/A	87.2%	88.6%	88.3%

* This is based on patients treated on this contract for their most recent course of treatment. Figures in italics indicate the base number of FP17s or Patient Questionnaire responses are less than 100. N/A is shown where the base number of responses is less than 10 during the period. % is calculated as Quantity/Base number*100

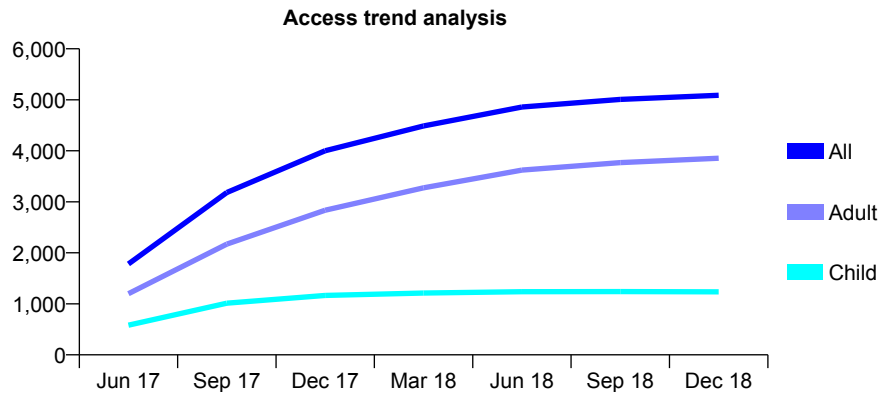
Q55 - Vital Signs At a Glance Contract Report for 100334/0000 - December 2018

Name or company name	Chapel Dental Care
Contract type name	GDS Contract
Purpose of contract	General
Contract start date	01/04/2017
Contract end date	

18/19 Contracted general activity (UDA)	17,496
Carry forward general activity (UDA)	153
18/19 Contracted orthodontic activity (UOA)	0
Carry forward orthodontic activity (UOA)	0
Baseline contract value	£802,073.91

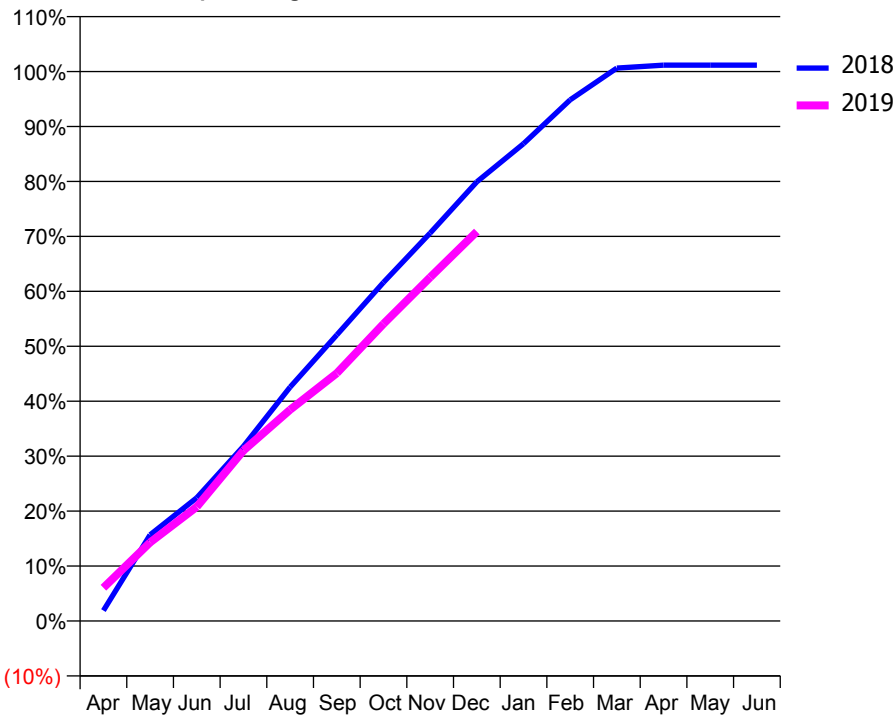
ACCESS*

Patients seen in 24 months	Total	Change since previous quarter
Quarter ending December 2017	4,000	
Quarter ending March 2018	4,487	↑
Quarter ending June 2018	4,858	↑
Quarter ending September 2018	5,008	↑
Quarter ending December 2018	5,090	→
Variance since December 2017	27.3%	↑



ACTIVITY

Cumulative percentage of contracted UDA delivered 2018 & 2019



Month	Adjusted Scheduled Activity (UDA)	
	2018	2019
April	327	1,058
May	2,691	2,504
June	3,847	3,638
July	5,454	5,429
August	7,302	6,728
September	8,926	7,890
October	10,566	9,463
November	12,106	10,945
December	13,702	12,401
January	14,893	
February	16,264	
March	17,252	
April	17,344	
May	17,343	
June	17,343	

QUALITY

	Quantity	Base Number	Contract	AT	Region	England
% of FP17s for the same patient ID Re-attending within 3 months - Children	73	1,792	4.1%	10.1%	11.6%	11.8%
% of FP17s for the same patient ID Re-attending within 3 months - Adults	334	3,753	8.9%	14.0%	15.1%	15.6%
% of FP17s for the same patient ID Re-attending between 3 & 9 months - Children	1,400	1,792	78.1%	62.0%	59.9%	58.8%
% of FP17s for the same patient ID Re-attending between 3 & 9 months - Adults	1,791	3,753	47.7%	55.1%	52.0%	51.0%
% of FP17s for Band 1 Urgent Courses	292	5,471	5.3%	6.8%	8.0%	9.0%
% of FP17s Relating to Free Repair or Replacements	47	5,471	0.9%	0.8%	0.8%	0.8%
% of FP17s Relating to Continuations	24	5,471	0.4%	1.1%	0.9%	0.9%
% of Patients satisfied with the dentistry they have received	1	1	N/A	92.0%	93.6%	93.2%
% of Patients satisfied with the time they had to wait for an appointment	0	1	N/A	87.2%	88.6%	88.3%

* This is based on patients treated on this contract for their most recent course of treatment. Figures in italics indicate the base number of FP17s or Patient Questionnaire responses are less than 100. N/A is shown where the base number of responses is less than 10 during the period. % is calculated as Quantity/Base number*100

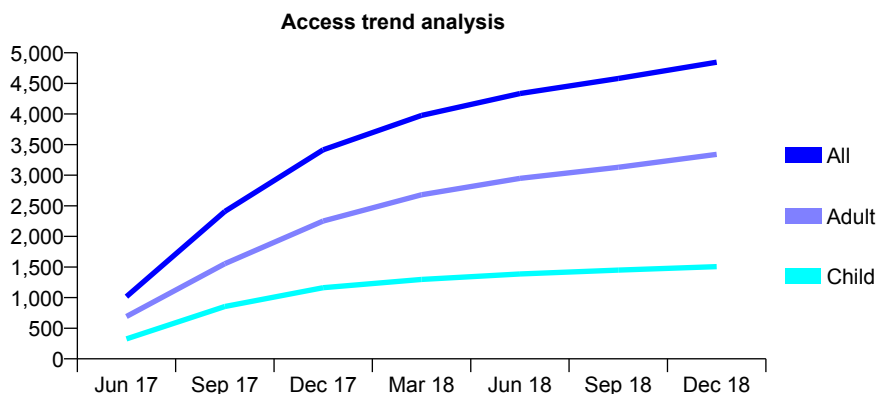
Q55 - Vital Signs At a Glance Contract Report for 100370/0000 - December 2018

Name or company name	Ishak Practices Limited
Contract type name	GDS Contract
Purpose of contract	General
Contract start date	01/04/2017
Contract end date	

18/19 Contracted general activity (UDA)	19,000
Carry forward general activity (UDA)	0
18/19 Contracted orthodontic activity (UOA)	0
Carry forward orthodontic activity (UOA)	0
Baseline contract value	£521,312.23

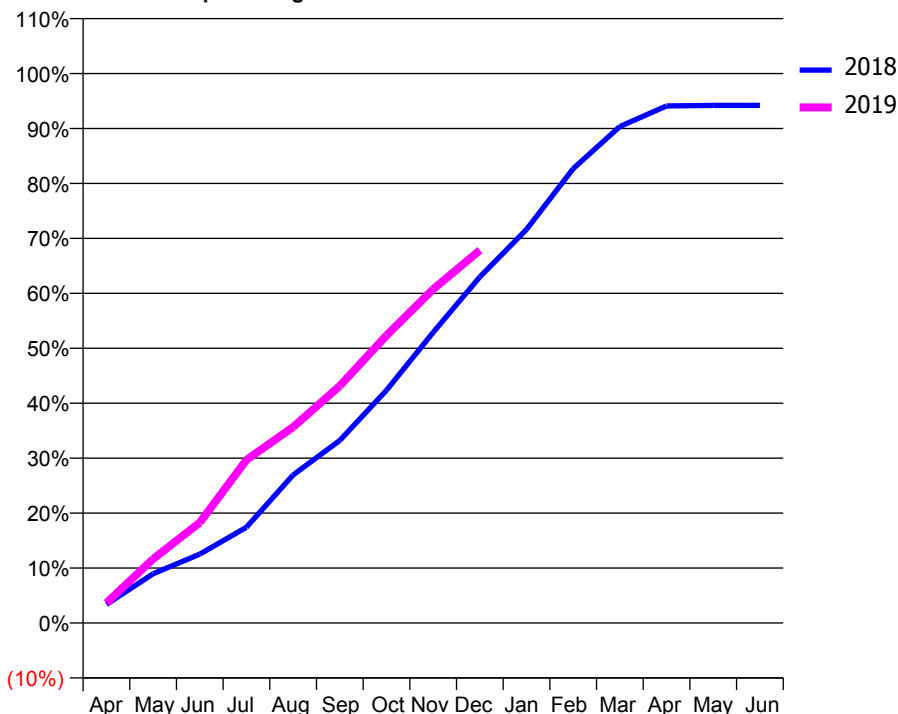
ACCESS*

Patients seen in 24 months	Total	Change since previous quarter
Quarter ending December 2017	3,414	
Quarter ending March 2018	3,977	↑
Quarter ending June 2018	4,335	↑
Quarter ending September 2018	4,580	↑
Quarter ending December 2018	4,846	↑
Variance since December 2017	41.9%	↑



ACTIVITY

Cumulative percentage of contracted UDA delivered 2018 & 2019



Month	Adjusted Scheduled Activity (UDA)	
	2018	2019
April	644	694
May	1,702	2,215
June	2,380	3,474
July	3,313	5,643
August	5,122	6,774
September	6,315	8,202
October	8,047	9,945
November	10,049	11,543
December	11,967	12,890
January	13,609	
February	15,712	
March	17,166	
April	17,876	
May	17,896	
June	17,899	

QUALITY

	Quantity	Base Number	Contract	AT	Region	England
% of FP17s for the same patient ID Re-attending within 3 months - Children	164	1,566	10.5%	10.1%	11.6%	11.8%
% of FP17s for the same patient ID Re-attending within 3 months - Adults	540	3,231	16.7%	14.0%	15.1%	15.6%
% of FP17s for the same patient ID Re-attending between 3 & 9 months - Children	916	1,566	58.5%	62.0%	59.9%	58.8%
% of FP17s for the same patient ID Re-attending between 3 & 9 months - Adults	1,587	3,231	49.1%	55.1%	52.0%	51.0%
% of FP17s for Band 1 Urgent Courses	434	4,566	9.5%	6.8%	8.0%	9.0%
% of FP17s Relating to Free Repair or Replacements	55	4,566	1.2%	0.8%	0.8%	0.8%
% of FP17s Relating to Continuations	29	4,566	0.6%	1.1%	0.9%	0.9%
% of Patients satisfied with the dentistry they have received	2	3	N/A	92.0%	93.6%	93.2%
% of Patients satisfied with the time they had to wait for an appointment	2	3	N/A	87.2%	88.6%	88.3%

* This is based on patients treated on this contract for their most recent course of treatment. Figures in italics indicate the base number of FP17s or Patient Questionnaire responses are less than 100. N/A is shown where the base number of responses is less than 10 during the period. % is calculated as Quantity/Base number*100

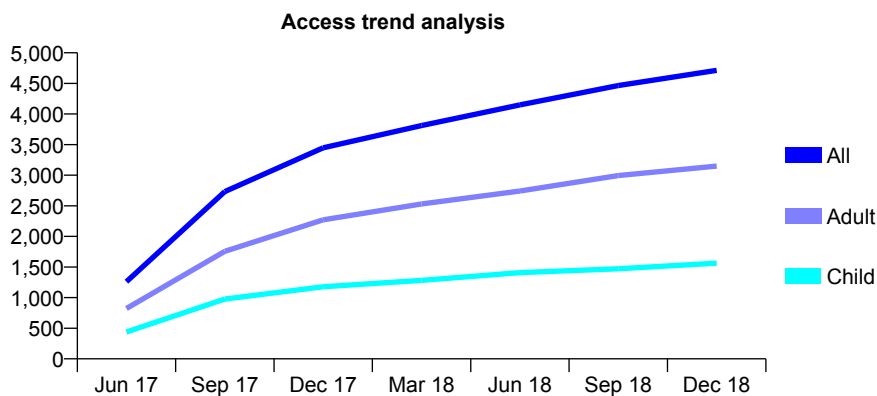
Q55 - Vital Signs At a Glance Contract Report for 100376/0000 - December 2018

Name or company name	Rodericks Dental Limited
Contract type name	GDS Contract
Purpose of contract	General
Contract start date	01/04/2017
Contract end date	

18/19 Contracted general activity (UDA)	16,500
Carry forward general activity (UDA)	0
18/19 Contracted orthodontic activity (UOA)	0
Carry forward orthodontic activity (UOA)	0
Baseline contract value	£445,798.86

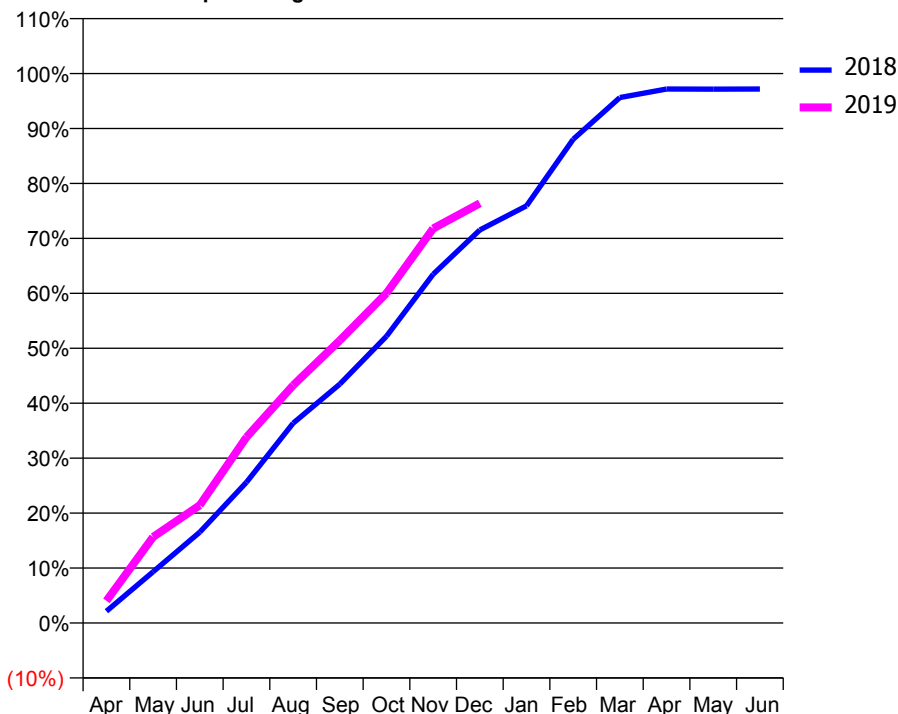
ACCESS*

Patients seen in 24 months	Total	Change since previous quarter
Quarter ending December 2017	3,448	
Quarter ending March 2018	3,812	↑
Quarter ending June 2018	4,150	↑
Quarter ending September 2018	4,466	↑
Quarter ending December 2018	4,713	↑
Variance since December 2017	36.7%	↑



ACTIVITY

Cumulative percentage of contracted UDA delivered 2018 & 2019



Month	Adjusted Scheduled Activity (UDA)	
	2018	2019
April	353	667
May	1,541	2,583
June	2,730	3,537
July	4,226	5,578
August	6,002	7,137
September	7,175	8,486
October	8,612	9,905
November	10,472	11,846
December	11,802	12,604
January	12,525	
February	14,523	
March	15,776	
April	16,035	
May	16,032	
June	16,034	

QUALITY

	Quantity	Base Number	Contract	AT	Region	England
% of FP17s for the same patient ID Re-attending within 3 months - Children	138	1,749	7.9%	10.1%	11.6%	11.8%
% of FP17s for the same patient ID Re-attending within 3 months - Adults	564	3,409	16.5%	14.0%	15.1%	15.6%
% of FP17s for the same patient ID Re-attending between 3 & 9 months - Children	1,044	1,749	59.7%	62.0%	59.9%	58.8%
% of FP17s for the same patient ID Re-attending between 3 & 9 months - Adults	1,821	3,409	53.4%	55.1%	52.0%	51.0%
% of FP17s for Band 1 Urgent Courses	299	5,038	5.9%	6.8%	8.0%	9.0%
% of FP17s Relating to Free Repair or Replacements	83	5,038	1.6%	0.8%	0.8%	0.8%
% of FP17s Relating to Continuations	19	5,038	0.4%	1.1%	0.9%	0.9%
% of Patients satisfied with the dentistry they have received	1	1	N/A	92.0%	93.6%	93.2%
% of Patients satisfied with the time they had to wait for an appointment	1	1	N/A	87.2%	88.6%	88.3%

* This is based on patients treated on this contract for their most recent course of treatment. Figures in italics indicate the base number of FP17s or Patient Questionnaire responses are less than 100. N/A is shown where the base number of responses is less than 10 during the period. % is calculated as Quantity/Base number*100

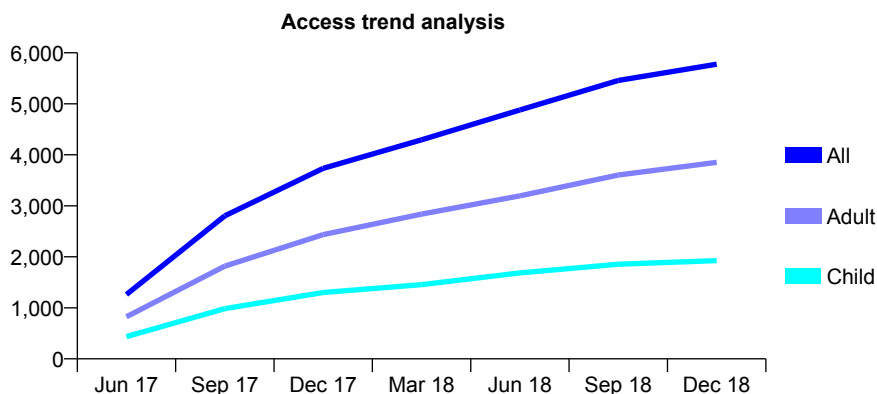
Q55 - Vital Signs At a Glance Contract Report for 100377/0000 - December 2018

Name or company name	Rodericks Dental Limited
Contract type name	GDS Contract
Purpose of contract	General
Contract start date	01/04/2017
Contract end date	

18/19 Contracted general activity (UDA)	20,500
Carry forward general activity (UDA)	0
18/19 Contracted orthodontic activity (UOA)	0
Carry forward orthodontic activity (UOA)	0
Baseline contract value	£541,195.01

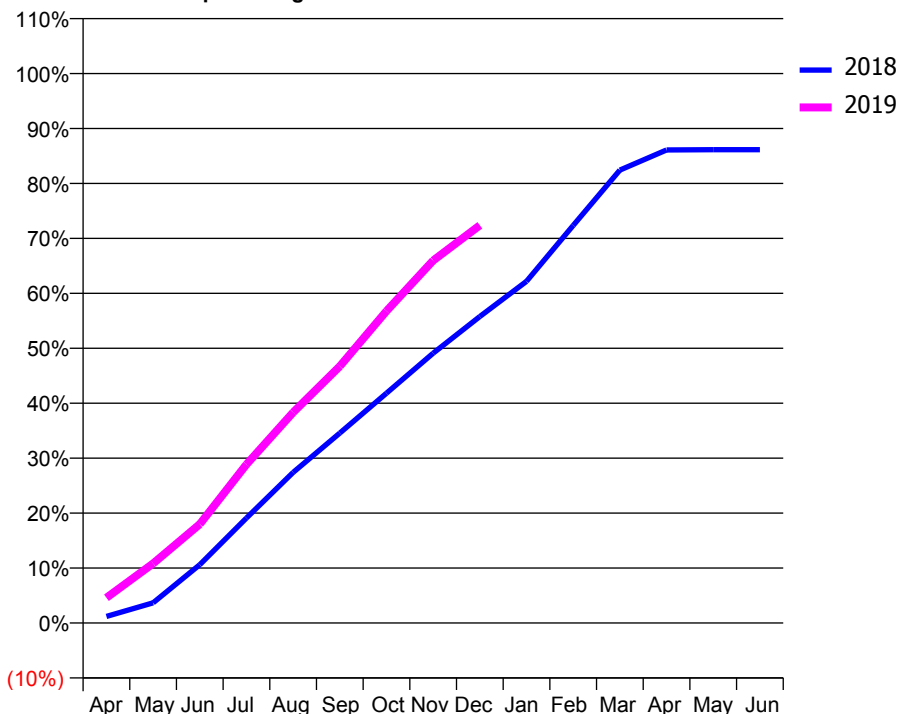
ACCESS*

Patients seen in 24 months	Total	Change since previous quarter
Quarter ending December 2017	3,734	
Quarter ending March 2018	4,293	↑
Quarter ending June 2018	4,879	↑
Quarter ending September 2018	5,458	↑
Quarter ending December 2018	5,777	↑
Variance since December 2017	54.7%	↑



ACTIVITY

Cumulative percentage of contracted UDA delivered 2018 & 2019



Month	Adjusted Scheduled Activity (UDA)	
	2018	2019
April	246	944
May	753	2,223
June	2,175	3,688
July	3,918	5,919
August	5,621	7,855
September	7,084	9,581
October	8,574	11,639
November	10,066	13,523
December	11,434	14,839
January	12,747	
February	14,831	
March	16,895	
April	17,650	
May	17,655	
June	17,659	

QUALITY

	Quantity	Base Number	Contract	AT	Region	England
% of FP17s for the same patient ID Re-attending within 3 months - Children	155	2,102	7.4%	10.1%	11.6%	11.8%
% of FP17s for the same patient ID Re-attending within 3 months - Adults	609	4,205	14.5%	14.0%	15.1%	15.6%
% of FP17s for the same patient ID Re-attending between 3 & 9 months - Children	1,139	2,102	54.2%	62.0%	59.9%	58.8%
% of FP17s for the same patient ID Re-attending between 3 & 9 months - Adults	2,019	4,205	48.0%	55.1%	52.0%	51.0%
% of FP17s for Band 1 Urgent Courses	498	6,025	8.3%	6.8%	8.0%	9.0%
% of FP17s Relating to Free Repair or Replacements	70	6,025	1.2%	0.8%	0.8%	0.8%
% of FP17s Relating to Continuations	32	6,025	0.5%	1.1%	0.9%	0.9%
% of Patients satisfied with the dentistry they have received	1	1	N/A	92.0%	93.6%	93.2%
% of Patients satisfied with the time they had to wait for an appointment	1	1	N/A	87.2%	88.6%	88.3%

* This is based on patients treated on this contract for their most recent course of treatment. Figures in italics indicate the base number of FP17s or Patient Questionnaire responses are less than 100. N/A is shown where the base number of responses is less than 10 during the period. % is calculated as Quantity/Base number*100

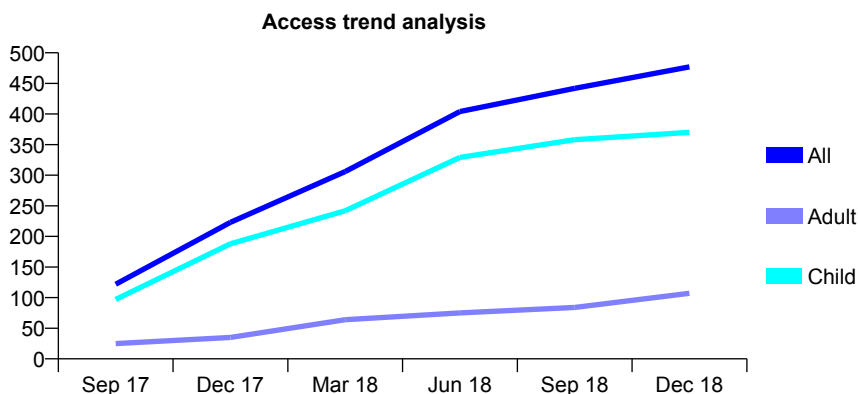
Q55 - Vital Signs At a Glance Contract Report for 100467/0000 - December 2018

Name or company name	Raynesway Dental Practice
Contract type name	GDS Contract
Purpose of contract	General and Orthodontic
Contract start date	01/07/2017
Contract end date	

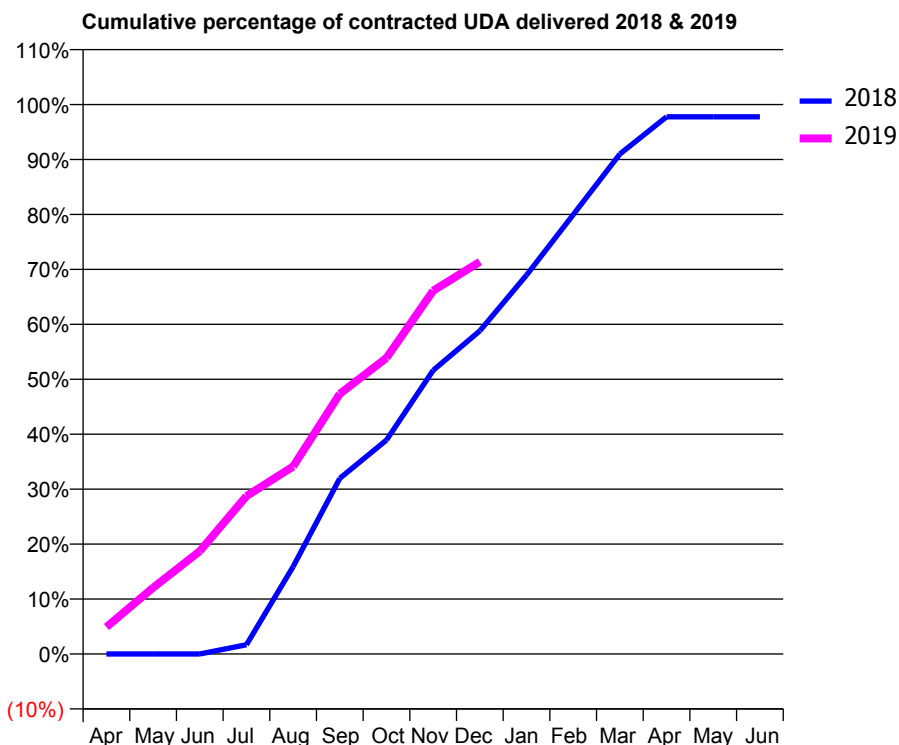
18/19 Contracted general activity (UDA)	631
Carry forward general activity (UDA)	-13
18/19 Contracted orthodontic activity (UOA)	7,388
Carry forward orthodontic activity (UOA)	-43
Baseline contract value	£499,844.70

ACCESS*

Patients seen in 24 months	Total	Change since previous quarter
Quarter ending December 2017	223	
Quarter ending March 2018	306	↑
Quarter ending June 2018	404	↑
Quarter ending September 2018	442	↑
Quarter ending December 2018	477	↑
Variance since December 2017	113.9%	↑



ACTIVITY



Month	Adjusted Scheduled Activity (UDA)	
	2018	2019
April	0	31
May	0	76
June	0	118
July	8	181
August	75	215
September	151	299
October	184	340
November	244	417
December	278	450
January	326	
February	378	
March	430	
April	462	
May	462	
June	462	

QUALITY

	Quantity	Base Number	Contract	AT	Region	England
% of FP17s for the same patient ID Re-attending within 3 months - Children	33	1,233	2.7%	10.1%	11.6%	11.8%
% of FP17s for the same patient ID Re-attending within 3 months - Adults	9	88	10.2%	14.0%	15.1%	15.6%
% of FP17s for the same patient ID Re-attending between 3 & 9 months - Children	128	1,233	10.4%	62.0%	59.9%	58.8%
% of FP17s for the same patient ID Re-attending between 3 & 9 months - Adults	28	88	31.8%	55.1%	52.0%	51.0%
% of FP17s for Band 1 Urgent Courses	7	244	2.9%	6.8%	8.0%	9.0%
% of FP17s Relating to Free Repair or Replacements	0	244	0.0%	0.8%	0.8%	0.8%
% of FP17s Relating to Continuations	0	244	0.0%	1.1%	0.9%	0.9%
% of Patients satisfied with the dentistry they have received	1	1	N/A	92.0%	93.6%	93.2%
% of Patients satisfied with the time they had to wait for an appointment	1	1	N/A	87.2%	88.6%	88.3%

* This is based on patients treated on this contract for their most recent course of treatment. Figures in italics indicate the base number of FP17s or Patient Questionnaire responses are less than 100. N/A is shown where the base number of responses is less than 10 during the period. % is calculated as Quantity/Base number*100

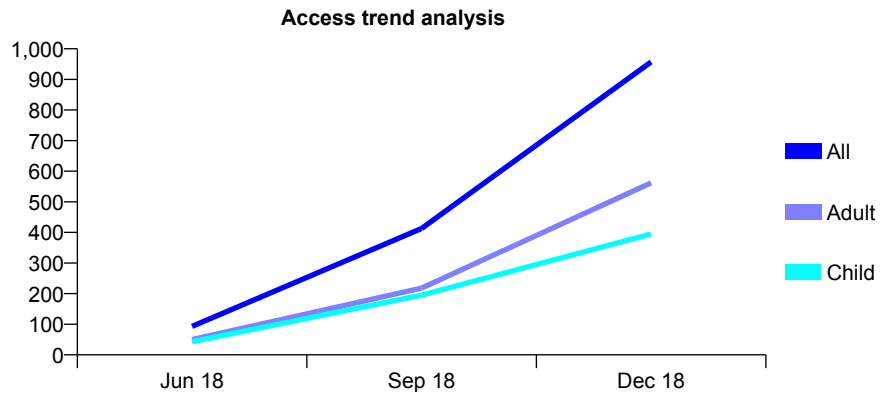
Q55 - Vital Signs At a Glance Contract Report for 100664/0000 - December 2018

Name or company name	Etwall Dental Practice Ltd
Contract type name	GDS Contract
Purpose of contract	General
Contract start date	01/04/2018
Contract end date	31/03/2019

18/19 Contracted general activity (UDA)	6,000
Carry forward general activity (UDA)	0
18/19 Contracted orthodontic activity (UOA)	0
Carry forward orthodontic activity (UOA)	0
Baseline contract value	£150,001.02

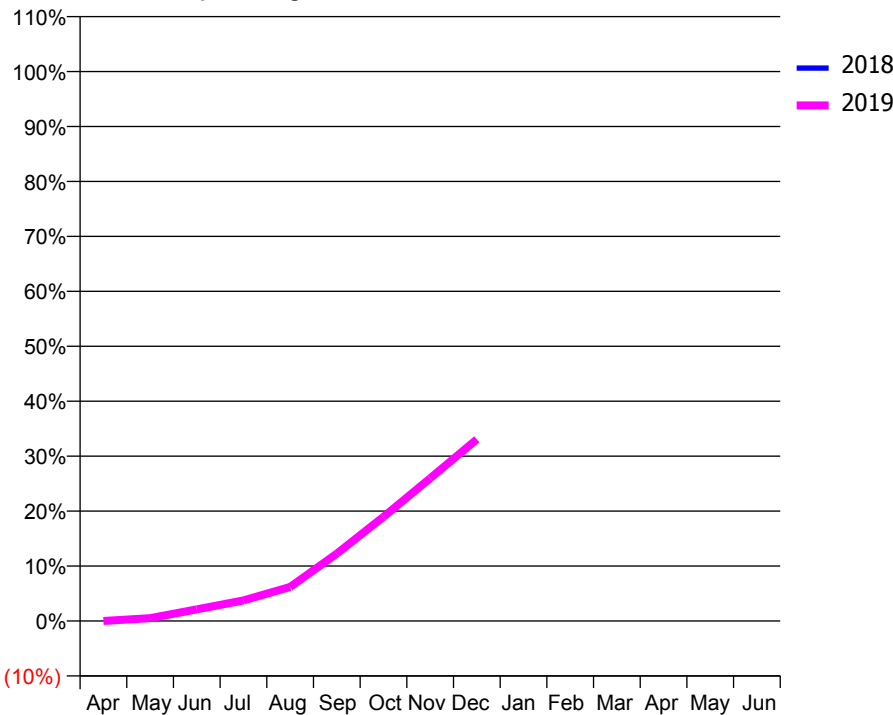
ACCESS*

Patients seen in 24 months	Total	Change since previous quarter
Quarter ending December 2017	0	
Quarter ending March 2018	0	
Quarter ending June 2018	93	↑
Quarter ending September 2018	413	↑
Quarter ending December 2018	957	↑
Variance since December 2017	N/A	



ACTIVITY

Cumulative percentage of contracted UDA delivered 2018 & 2019



Month	Adjusted Scheduled Activity (UDA)	
	2018	2019
April	0	0
May	0	31
June	0	128
July	0	225
August	0	372
September	0	736
October	0	1,138
November	0	1,559
December	0	1,984
January	0	
February	0	
March	0	
April	0	
May	0	
June	0	

QUALITY

	Quantity	Base Number	Contract	AT	Region	England
% of FP17s for the same patient ID Re-attending within 3 months - Children	9	420	2.1%	10.1%	11.6%	11.8%
% of FP17s for the same patient ID Re-attending within 3 months - Adults	21	601	3.5%	14.0%	15.1%	15.6%
% of FP17s for the same patient ID Re-attending between 3 & 9 months - Children	11	420	2.6%	62.0%	59.9%	58.8%
% of FP17s for the same patient ID Re-attending between 3 & 9 months - Adults	6	601	1.0%	55.1%	52.0%	51.0%
% of FP17s for Band 1 Urgent Courses	52	1,021	5.1%	6.8%	8.0%	9.0%
% of FP17s Relating to Free Repair or Replacements	13	1,021	1.3%	0.8%	0.8%	0.8%
% of FP17s Relating to Continuations	4	1,021	0.4%	1.1%	0.9%	0.9%
% of Patients satisfied with the dentistry they have received	0	0	N/A	92.0%	93.6%	93.2%
% of Patients satisfied with the time they had to wait for an appointment	0	0	N/A	87.2%	88.6%	88.3%

* This is based on patients treated on this contract for their most recent course of treatment. Figures in italics indicate the base number of FP17s or Patient Questionnaire responses are less than 100. N/A is shown where the base number of responses is less than 10 during the period. % is calculated as Quantity/Base number*100

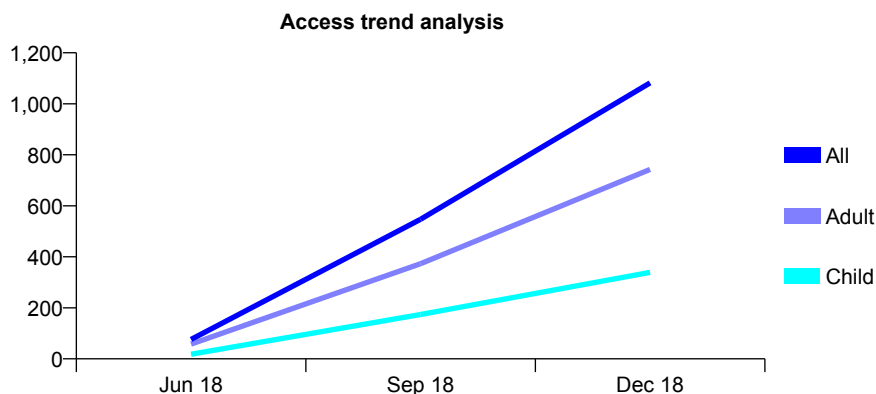
Q55 - Vital Signs At a Glance Contract Report for 100667/0000 - December 2018

Name or company name	Staveley Dental Care
Contract type name	GDS Contract
Purpose of contract	General
Contract start date	01/04/2018
Contract end date	31/03/2019

18/19 Contracted general activity (UDA)	5,500
Carry forward general activity (UDA)	0
18/19 Contracted orthodontic activity (UOA)	0
Carry forward orthodontic activity (UOA)	0
Baseline contract value	£137,501.02

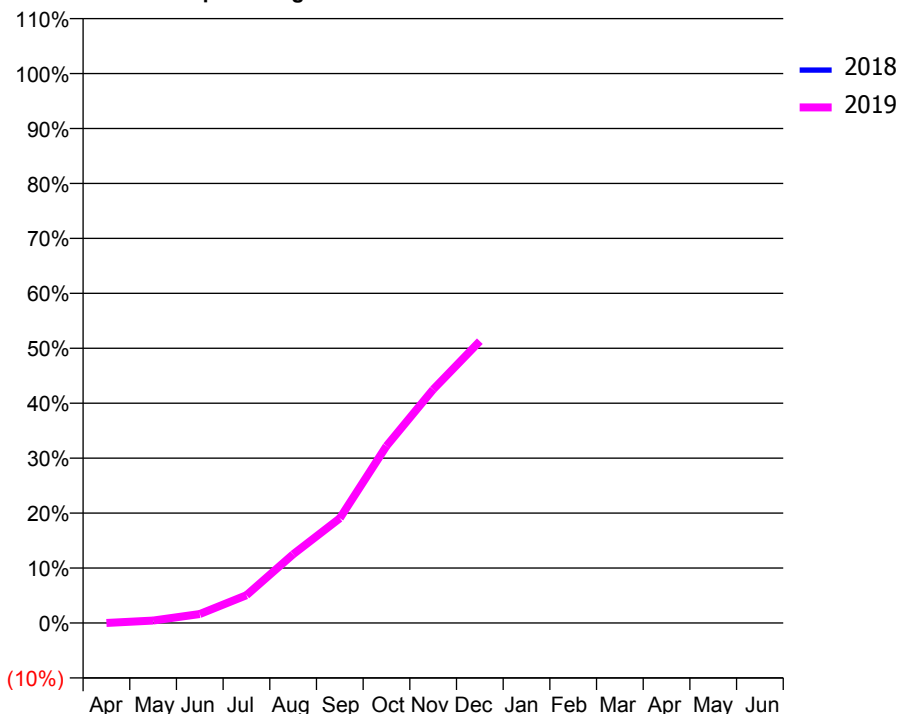
ACCESS*

Patients seen in 24 months	Total	Change since previous quarter
Quarter ending December 2017	0	
Quarter ending March 2018	0	
Quarter ending June 2018	76	↑
Quarter ending September 2018	547	↑
Quarter ending December 2018	1,082	↑
Variance since December 2017	N/A	



ACTIVITY

Cumulative percentage of contracted UDA delivered 2018 & 2019



Month	Adjusted Scheduled Activity (UDA)	
	2018	2019
April	0	0
May	0	25
June	0	90
July	0	279
August	0	688
September	0	1,048
October	0	1,772
November	0	2,338
December	0	2,821
January	0	
February	0	
March	0	
April	0	
May	0	
June	0	

QUALITY

	Quantity	Base Number	Contract	AT	Region	England
% of FP17s for the same patient ID Re-attending within 3 months - Children	9	374	2.4%	10.1%	11.6%	11.8%
% of FP17s for the same patient ID Re-attending within 3 months - Adults	34	867	3.9%	14.0%	15.1%	15.6%
% of FP17s for the same patient ID Re-attending between 3 & 9 months - Children	10	374	2.7%	62.0%	59.9%	58.8%
% of FP17s for the same patient ID Re-attending between 3 & 9 months - Adults	23	867	2.7%	55.1%	52.0%	51.0%
% of FP17s for Band 1 Urgent Courses	62	1,241	5.0%	6.8%	8.0%	9.0%
% of FP17s Relating to Free Repair or Replacements	2	1,241	0.2%	0.8%	0.8%	0.8%
% of FP17s Relating to Continuations	0	1,241	0.0%	1.1%	0.9%	0.9%
% of Patients satisfied with the dentistry they have received	0	0	N/A	92.0%	93.6%	93.2%
% of Patients satisfied with the time they had to wait for an appointment	0	0	N/A	87.2%	88.6%	88.3%

* This is based on patients treated on this contract for their most recent course of treatment. Figures in italics indicate the base number of FP17s or Patient Questionnaire responses are less than 100. N/A is shown where the base number of responses is less than 10 during the period. % is calculated as Quantity/Base number*100

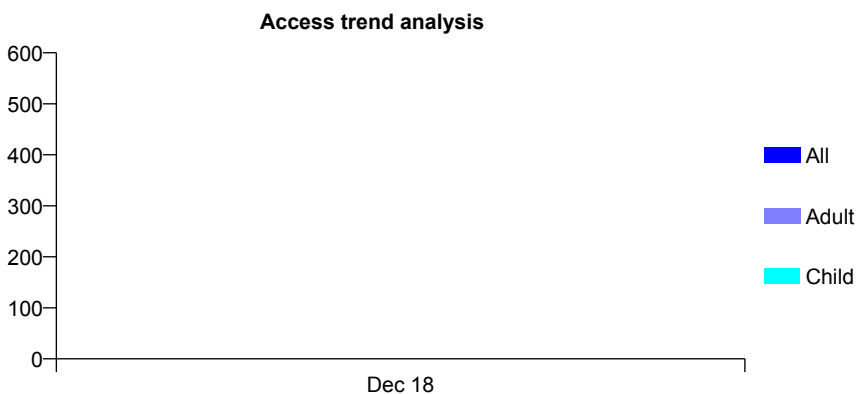
Q55 - Vital Signs At a Glance Contract Report for 100896/0000 - December 2018

Name or company name	Rainworth Dental Practice Partnership
Contract type name	GDS Contract
Purpose of contract	General
Contract start date	12/09/2018
Contract end date	

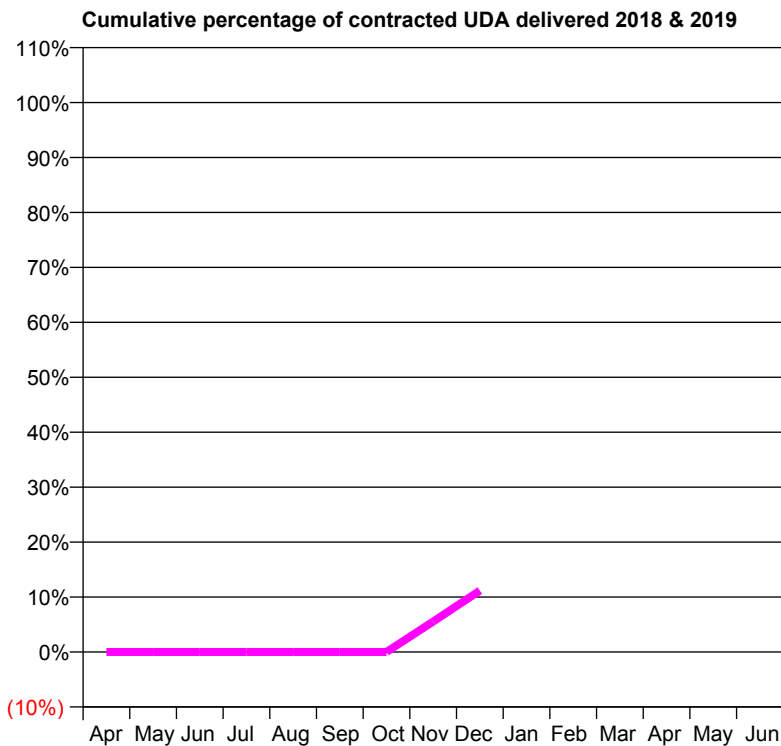
18/19 Contracted general activity (UDA)	8,292
Carry forward general activity (UDA)	0
18/19 Contracted orthodontic activity (UOA)	0
Carry forward orthodontic activity (UOA)	0
Baseline contract value	£197,106.09

ACCESS*

Patients seen in 24 months	Total	Change since previous quarter
Quarter ending December 2017	0	
Quarter ending March 2018	0	
Quarter ending June 2018	0	
Quarter ending September 2018	0	
Quarter ending December 2018	570	↑
Variance since December 2017	N/A	



ACTIVITY



Month	Adjusted Scheduled Activity (UDA)	
	2018	2019
April	0	0
May	0	0
June	0	0
July	0	0
August	0	0
September	0	0
October	0	0
November	0	459
December	0	926
January	0	
February	0	
March	0	
April	0	
May	0	
June	0	

QUALITY

	Quantity	Base Number	Contract	AT	Region	England
% of FP17s for the same patient ID Re-attending within 3 months - Children	2	126	1.6%	10.1%	11.6%	11.8%
% of FP17s for the same patient ID Re-attending within 3 months - Adults	15	352	4.3%	14.0%	15.1%	15.6%
% of FP17s for the same patient ID Re-attending between 3 & 9 months - Children	0	126	0.0%	62.0%	59.9%	58.8%
% of FP17s for the same patient ID Re-attending between 3 & 9 months - Adults	0	352	0.0%	55.1%	52.0%	51.0%
% of FP17s for Band 1 Urgent Courses	44	478	9.2%	6.8%	8.0%	9.0%
% of FP17s Relating to Free Repair or Replacements	1	478	0.2%	0.8%	0.8%	0.8%
% of FP17s Relating to Continuations	6	478	1.3%	1.1%	0.9%	0.9%
% of Patients satisfied with the dentistry they have received	0	0	N/A	92.0%	93.6%	93.2%
% of Patients satisfied with the time they had to wait for an appointment	0	0	N/A	87.2%	88.6%	88.3%

* This is based on patients treated on this contract for their most recent course of treatment. Figures in italics indicate the base number of FP17s or Patient Questionnaire responses are less than 100. N/A is shown where the base number of responses is less than 10 during the period. % is calculated as Quantity/Base number*100

Q55 - Vital Signs At a Glance Contract Report for 100917/0000 - December 2018


Name or company name	Arnold Dental Care Partnership
Contract type name	GDS Contract
Purpose of contract	General
Contract start date	01/11/2018
Contract end date	

18/19 Contracted general activity (UDA)	6,173
Carry forward general activity (UDA)	0
18/19 Contracted orthodontic activity (UOA)	0
Carry forward orthodontic activity (UOA)	0
Baseline contract value	£174,911.20

ACCESS*

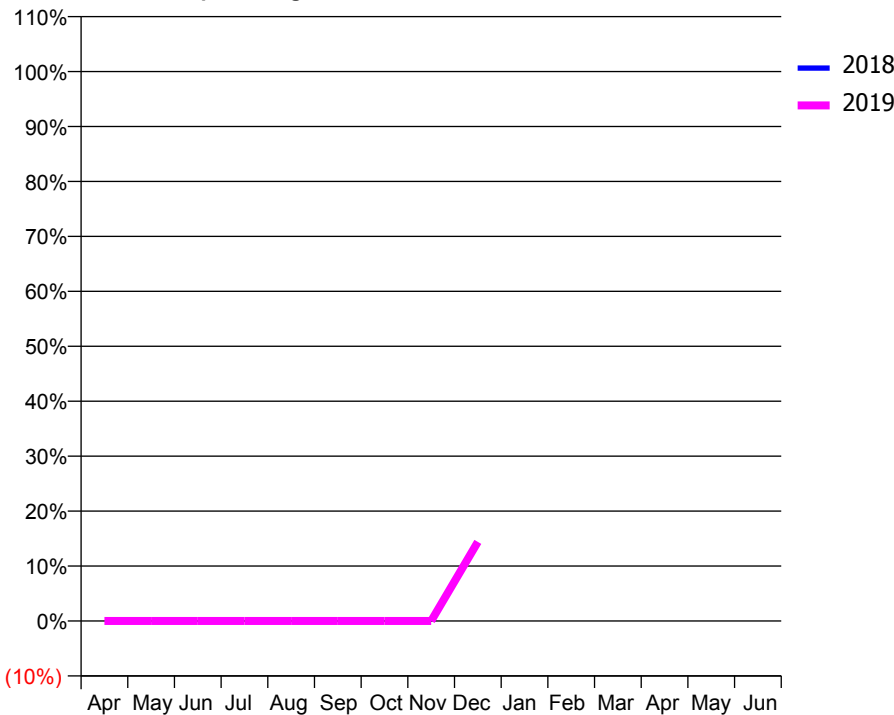
Patients seen in 24 months	Total	Change since previous quarter
Quarter ending December 2017	0	
Quarter ending March 2018	0	
Quarter ending June 2018	0	
Quarter ending September 2018	0	
Quarter ending December 2018	468	↑
Variance since December 2017	N/A	

Access trend analysis



ACTIVITY

Cumulative percentage of contracted UDA delivered 2018 & 2019



Month	Adjusted Scheduled Activity (UDA)	
	2018	2019
April	0	0
May	0	0
June	0	0
July	0	0
August	0	0
September	0	0
October	0	0
November	0	0
December	0	890
January	0	
February	0	
March	0	
April	0	
May	0	
June	0	

QUALITY

	Quantity	Base Number	Contract	AT	Region	England
% of FP17s for the same patient ID Re-attending within 3 months - Children	1	132	0.8%	10.1%	11.6%	11.8%
% of FP17s for the same patient ID Re-attending within 3 months - Adults	2	391	0.5%	14.0%	15.1%	15.6%
% of FP17s for the same patient ID Re-attending between 3 & 9 months - Children	0	132	0.0%	62.0%	59.9%	58.8%
% of FP17s for the same patient ID Re-attending between 3 & 9 months - Adults	0	391	0.0%	55.1%	52.0%	51.0%
% of FP17s for Band 1 Urgent Courses	63	523	12.0%	6.8%	8.0%	9.0%
% of FP17s Relating to Free Repair or Replacements	0	523	0.0%	0.8%	0.8%	0.8%
% of FP17s Relating to Continuations	1	523	0.2%	1.1%	0.9%	0.9%
% of Patients satisfied with the dentistry they have received	0	0	N/A	92.0%	93.6%	93.2%
% of Patients satisfied with the time they had to wait for an appointment	0	0	N/A	87.2%	88.6%	88.3%

* This is based on patients treated on this contract for their most recent course of treatment. Figures in italics indicate the base number of FP17s or Patient Questionnaire responses are less than 100. N/A is shown where the base number of responses is less than 10 during the period. % is calculated as Quantity/Base number*100

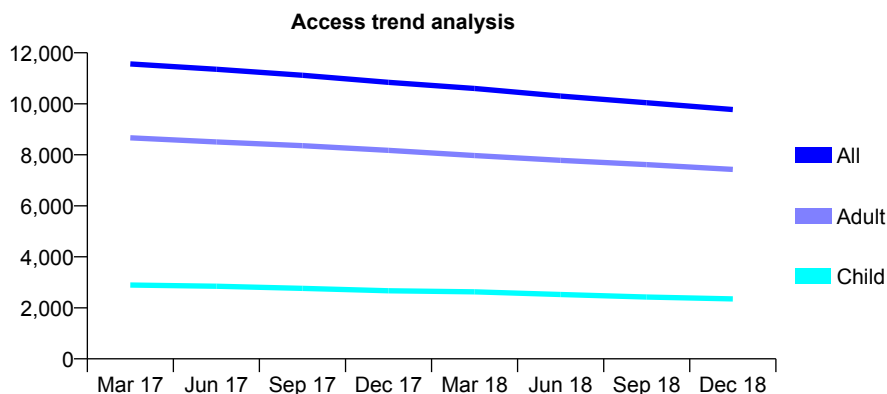
Q55 - Vital Signs At a Glance Contract Report for 101281/0023 - December 2018

Name or company name	OASIS DENTAL CARE LTD
Contract type name	GDS Contract
Purpose of contract	General
Contract start date	01/04/2006
Contract end date	

18/19 Contracted general activity (UDA)	35,550
Carry forward general activity (UDA)	0
18/19 Contracted orthodontic activity (UOA)	0
Carry forward orthodontic activity (UOA)	0
Baseline contract value	£779,515.58

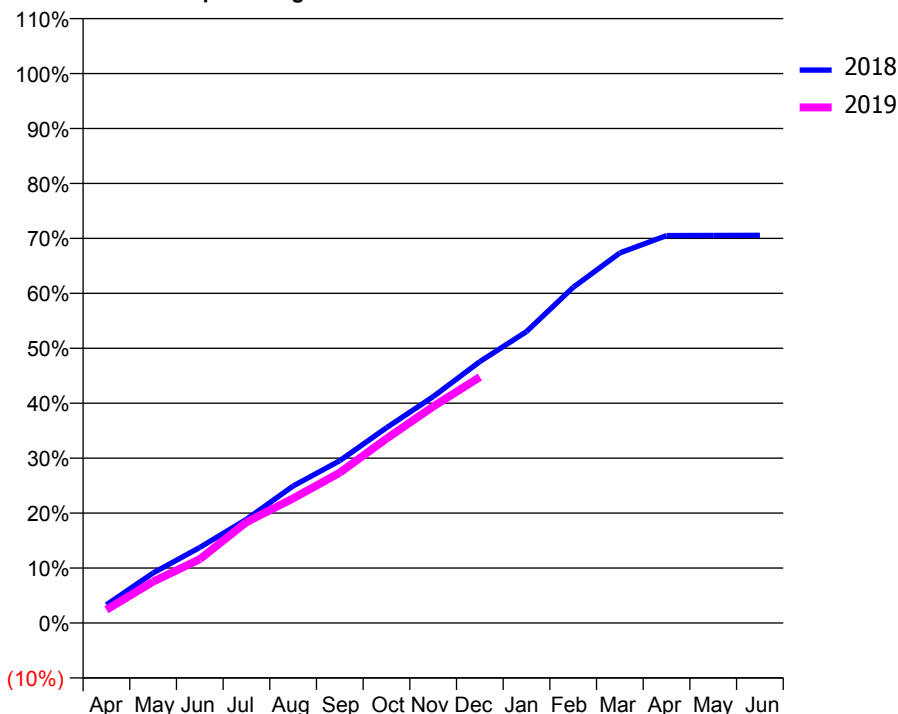
ACCESS*

Patients seen in 24 months	Total	Change since previous quarter
Quarter ending December 2017	10,844	
Quarter ending March 2018	10,602	↓
Quarter ending June 2018	10,304	↓
Quarter ending September 2018	10,041	↓
Quarter ending December 2018	9,776	↓
Variance since December 2017	(9.8%)	↓



ACTIVITY

Cumulative percentage of contracted UDA delivered 2018 & 2019



Month	Adjusted Scheduled Activity (UDA)	
	2018	2019
April	1,179	855
May	3,242	2,679
June	4,886	4,127
July	6,706	6,527
August	8,863	8,062
September	10,507	9,728
October	12,638	11,924
November	14,643	14,007
December	16,912	15,911
January	18,855	
February	21,722	
March	23,946	
April	25,061	
May	25,075	
June	25,082	

QUALITY

	Quantity	Base Number	Contract	AT	Region	England
% of FP17s for the same patient ID Re-attending within 3 months - Children	154	2,413	6.4%	10.1%	11.6%	11.8%
% of FP17s for the same patient ID Re-attending within 3 months - Adults	909	7,382	12.3%	14.0%	15.1%	15.6%
% of FP17s for the same patient ID Re-attending between 3 & 9 months - Children	1,598	2,413	66.2%	62.0%	59.9%	58.8%
% of FP17s for the same patient ID Re-attending between 3 & 9 months - Adults	4,566	7,382	61.9%	55.1%	52.0%	51.0%
% of FP17s for Band 1 Urgent Courses	677	9,211	7.3%	6.8%	8.0%	9.0%
% of FP17s Relating to Free Repair or Replacements	101	9,211	1.1%	0.8%	0.8%	0.8%
% of FP17s Relating to Continuations	47	9,211	0.5%	1.1%	0.9%	0.9%
% of Patients satisfied with the dentistry they have received	3	4	N/A	92.0%	93.6%	93.2%
% of Patients satisfied with the time they had to wait for an appointment	3	4	N/A	87.2%	88.6%	88.3%

* This is based on patients treated on this contract for their most recent course of treatment. Figures in italics indicate the base number of FP17s or Patient Questionnaire responses are less than 100. N/A is shown where the base number of responses is less than 10 during the period. % is calculated as Quantity/Base number*100

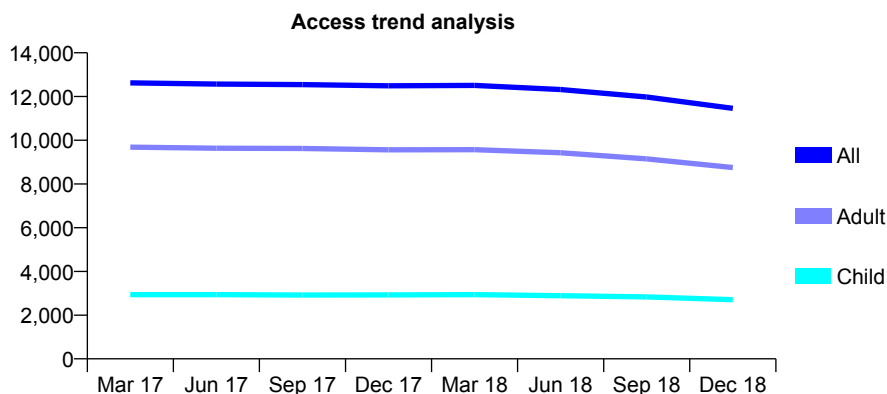
Q55 - Vital Signs At a Glance Contract Report for 101281/0041 - December 2018

Name or company name	OASIS DENTAL CARE LTD
Contract type name	GDS Contract
Purpose of contract	General
Contract start date	01/04/2006
Contract end date	

18/19 Contracted general activity (UDA)	42,036
Carry forward general activity (UDA)	0
18/19 Contracted orthodontic activity (UOA)	0
Carry forward orthodontic activity (UOA)	0
Baseline contract value	£936,080.90

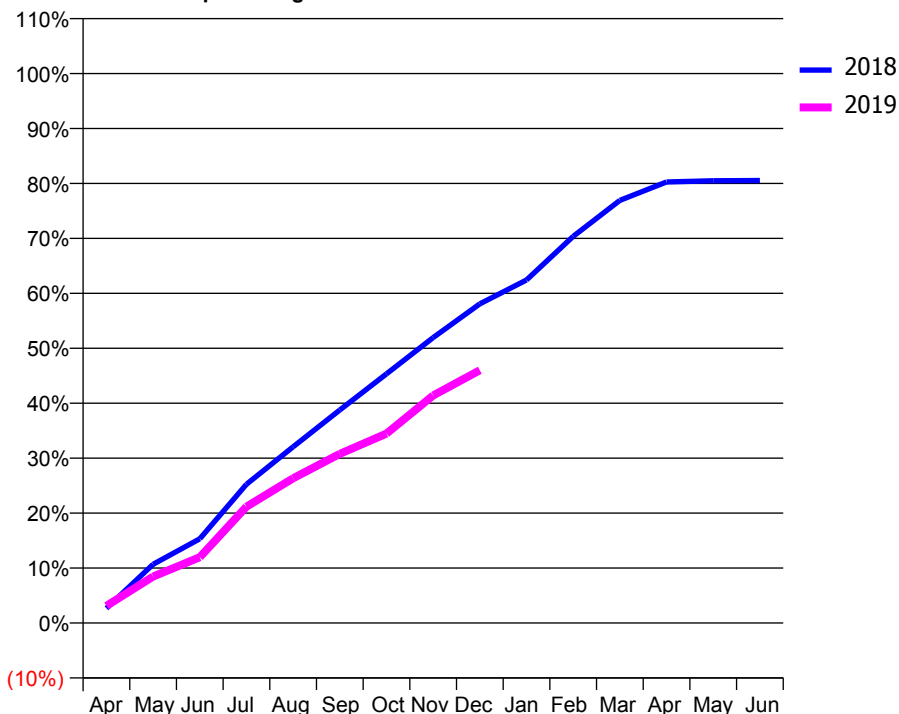
ACCESS*

Patients seen in 24 months	Total	Change since previous quarter
Quarter ending December 2017	12,490	
Quarter ending March 2018	12,506	→
Quarter ending June 2018	12,317	↓
Quarter ending September 2018	11,977	↓
Quarter ending December 2018	11,457	↓
Variance since December 2017	(8.3%)	↓



ACTIVITY

Cumulative percentage of contracted UDA delivered 2018 & 2019



Month	2018	2019
April	1,125	1,314
May	4,493	3,558
June	6,441	5,035
July	10,612	8,896
August	13,485	11,077
September	16,297	12,940
October	19,062	14,494
November	21,839	17,409
December	24,416	19,334
January	26,239	
February	29,579	
March	32,328	
April	33,738	
May	33,835	
June	33,854	

QUALITY

	Quantity	Base Number	Contract	AT	Region	England
% of FP17s for the same patient ID Re-attending within 3 months - Children	145	2,686	5.4%	10.1%	11.6%	11.8%
% of FP17s for the same patient ID Re-attending within 3 months - Adults	1,121	8,739	12.8%	14.0%	15.1%	15.6%
% of FP17s for the same patient ID Re-attending between 3 & 9 months - Children	1,629	2,686	60.6%	62.0%	59.9%	58.8%
% of FP17s for the same patient ID Re-attending between 3 & 9 months - Adults	5,056	8,739	57.9%	55.1%	52.0%	51.0%
% of FP17s for Band 1 Urgent Courses	815	10,604	7.7%	6.8%	8.0%	9.0%
% of FP17s Relating to Free Repair or Replacements	189	10,604	1.8%	0.8%	0.8%	0.8%
% of FP17s Relating to Continuations	141	10,604	1.3%	1.1%	0.9%	0.9%
% of Patients satisfied with the dentistry they have received	6	7	N/A	92.0%	93.6%	93.2%
% of Patients satisfied with the time they had to wait for an appointment	4	7	N/A	87.2%	88.6%	88.3%

* This is based on patients treated on this contract for their most recent course of treatment. Figures in italics indicate the base number of FP17s or Patient Questionnaire responses are less than 100. N/A is shown where the base number of responses is less than 10 during the period. % is calculated as Quantity/Base number*100

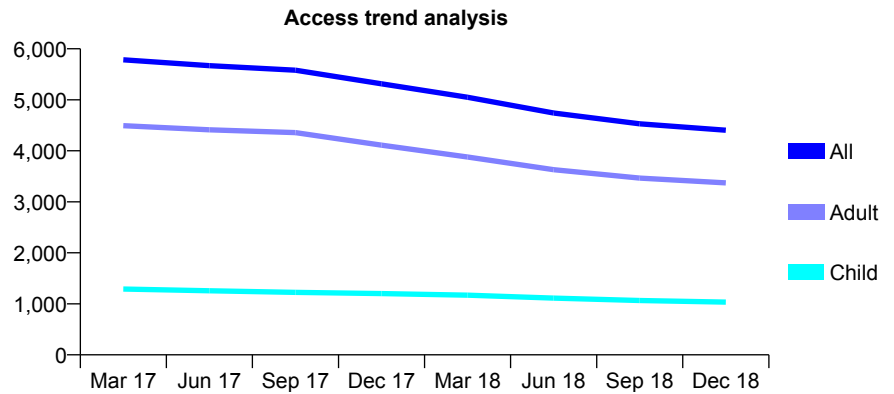
Q55 - Vital Signs At a Glance Contract Report for 101281/0048 - December 2018

Name or company name	OASIS DENTAL CARE LTD
Contract type name	Pilot Contract
Purpose of contract	General and Orthodontic
Contract start date	01/04/2006
Contract end date	

18/19 Contracted general activity (UDA)	19,361
Carry forward general activity (UDA)	0
18/19 Contracted orthodontic activity (UOA)	628
Carry forward orthodontic activity (UOA)	0
Baseline contract value	£518,076.77

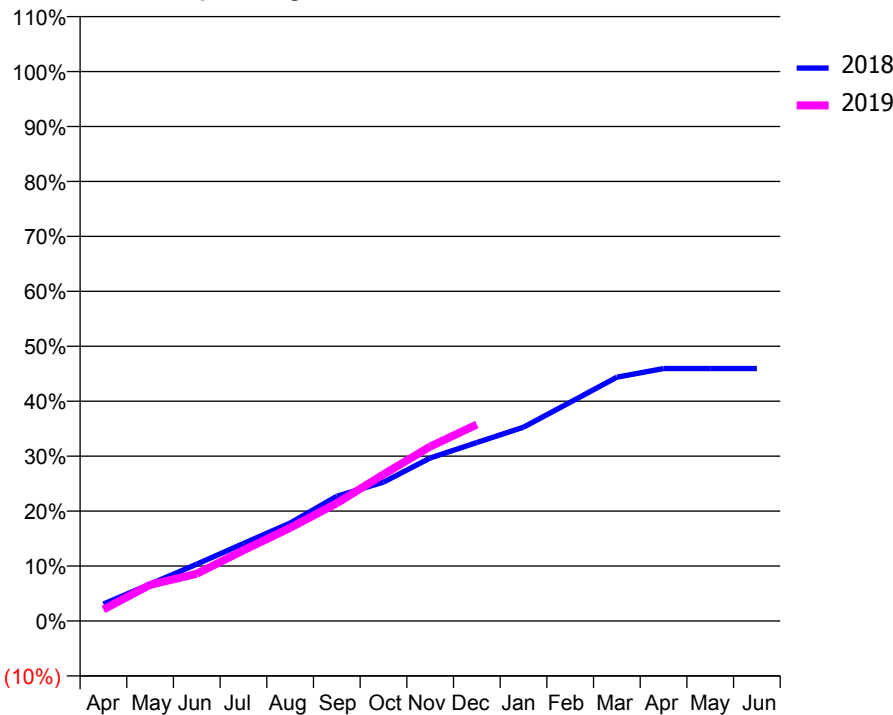
ACCESS*

Patients seen in 24 months	Total	Change since previous quarter
Quarter ending December 2017	5,314	
Quarter ending March 2018	5,049	↓
Quarter ending June 2018	4,741	↓
Quarter ending September 2018	4,530	↓
Quarter ending December 2018	4,403	↓
Variance since December 2017	(17.1%)	↓



ACTIVITY

Cumulative percentage of contracted UDA delivered 2018 & 2019



Month	Adjusted Scheduled Activity (UDA)	
	2018	2019
April	597	406
May	1,300	1,275
June	2,005	1,663
July	2,733	2,493
August	3,450	3,280
September	4,397	4,149
October	4,895	5,164
November	5,746	6,148
December	6,291	6,922
January	6,829	
February	7,709	
March	8,593	
April	8,895	
May	8,897	
June	8,898	

QUALITY

	Quantity	Base Number	Contract	AT	Region	England
% of FP17s for the same patient ID Re-attending within 3 months - Children	40	924	4.3%	10.1%	11.6%	11.8%
% of FP17s for the same patient ID Re-attending within 3 months - Adults	234	2,960	7.9%	14.0%	15.1%	15.6%
% of FP17s for the same patient ID Re-attending between 3 & 9 months - Children	411	924	44.5%	62.0%	59.9%	58.8%
% of FP17s for the same patient ID Re-attending between 3 & 9 months - Adults	1,175	2,960	39.7%	55.1%	52.0%	51.0%
% of FP17s for Band 1 Urgent Courses	142	3,676	3.9%	6.8%	8.0%	9.0%
% of FP17s Relating to Free Repair or Replacements	22	3,676	0.6%	0.8%	0.8%	0.8%
% of FP17s Relating to Continuations	44	3,676	1.2%	1.1%	0.9%	0.9%
% of Patients satisfied with the dentistry they have received	4	4	N/A	92.0%	93.6%	93.2%
% of Patients satisfied with the time they had to wait for an appointment	3	4	N/A	87.2%	88.6%	88.3%

* This is based on patients treated on this contract for their most recent course of treatment. Figures in italics indicate the base number of FP17s or Patient Questionnaire responses are less than 100. N/A is shown where the base number of responses is less than 10 during the period. % is calculated as Quantity/Base number*100

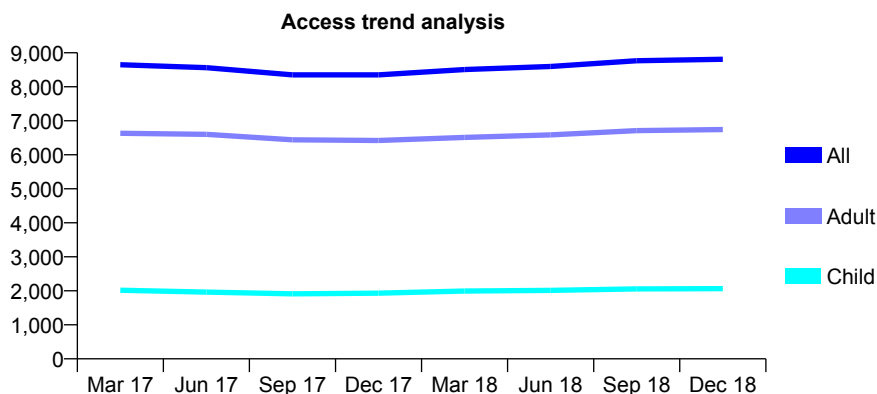
Q55 - Vital Signs At a Glance Contract Report for 101281/0059 - December 2018

Name or company name	OASIS DENTAL CARE LTD
Contract type name	GDS Contract
Purpose of contract	General
Contract start date	01/04/2006
Contract end date	

18/19 Contracted general activity (UDA)	26,245
Carry forward general activity (UDA)	0
18/19 Contracted orthodontic activity (UOA)	0
Carry forward orthodontic activity (UOA)	0
Baseline contract value	£619,285.15

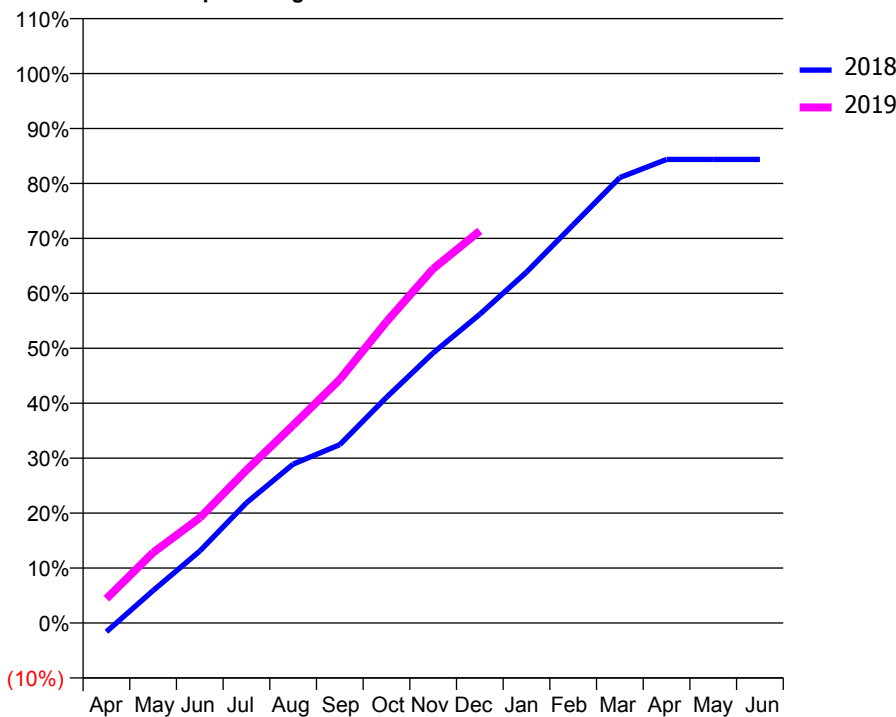
ACCESS*

Patients seen in 24 months	Total	Change since previous quarter
Quarter ending December 2017	8,350	
Quarter ending March 2018	8,508	→
Quarter ending June 2018	8,599	→
Quarter ending September 2018	8,768	→
Quarter ending December 2018	8,809	→
Variance since December 2017	5.5%	↑



ACTIVITY

Cumulative percentage of contracted UDA delivered 2018 & 2019



Month	Adjusted Scheduled Activity (UDA)	
	2018	2019
April	-426	1,162
May	1,553	3,363
June	3,436	5,022
July	5,740	7,299
August	7,586	9,447
September	8,519	11,631
October	10,779	14,389
November	12,897	16,920
December	14,744	18,726
January	16,758	
February	19,018	
March	21,277	
April	22,143	
May	22,144	
June	22,144	

QUALITY

	Quantity	Base Number	Contract	AT	Region	England
% of FP17s for the same patient ID Re-attending within 3 months - Children	228	2,787	8.2%	10.1%	11.6%	11.8%
% of FP17s for the same patient ID Re-attending within 3 months - Adults	1,011	8,203	12.3%	14.0%	15.1%	15.6%
% of FP17s for the same patient ID Re-attending between 3 & 9 months - Children	1,880	2,787	67.5%	62.0%	59.9%	58.8%
% of FP17s for the same patient ID Re-attending between 3 & 9 months - Adults	5,155	8,203	62.8%	55.1%	52.0%	51.0%
% of FP17s for Band 1 Urgent Courses	647	9,991	6.5%	6.8%	8.0%	9.0%
% of FP17s Relating to Free Repair or Replacements	123	9,991	1.2%	0.8%	0.8%	0.8%
% of FP17s Relating to Continuations	89	9,991	0.9%	1.1%	0.9%	0.9%
% of Patients satisfied with the dentistry they have received	3	4	N/A	92.0%	93.6%	93.2%
% of Patients satisfied with the time they had to wait for an appointment	4	4	N/A	87.2%	88.6%	88.3%

* This is based on patients treated on this contract for their most recent course of treatment. Figures in italics indicate the base number of FP17s or Patient Questionnaire responses are less than 100. N/A is shown where the base number of responses is less than 10 during the period. % is calculated as Quantity/Base number*100

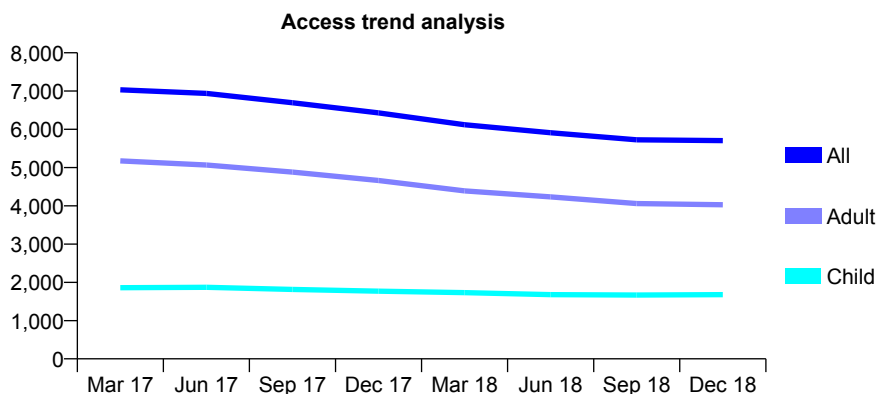
Q55 - Vital Signs At a Glance Contract Report for 101281/0092 - December 2018

Name or company name	OASIS DENTAL CARE LTD
Contract type name	GDS Contract
Purpose of contract	General
Contract start date	01/04/2006
Contract end date	

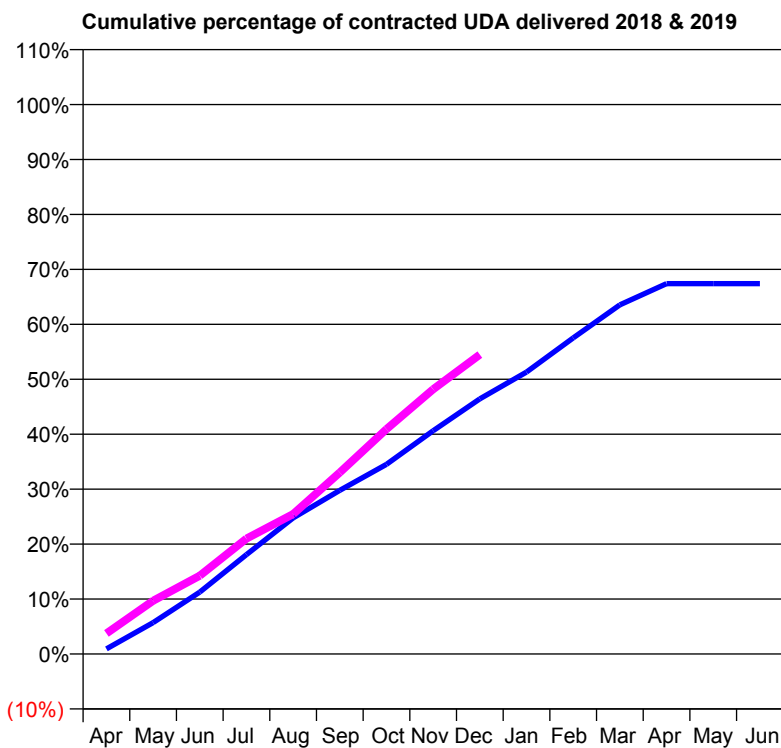
18/19 Contracted general activity (UDA)	18,929
Carry forward general activity (UDA)	0
18/19 Contracted orthodontic activity (UOA)	0
Carry forward orthodontic activity (UOA)	0
Baseline contract value	£416,471.20

ACCESS*

Patients seen in 24 months	Total	Change since previous quarter
Quarter ending December 2017	6,430	
Quarter ending March 2018	6,120	↓
Quarter ending June 2018	5,911	↓
Quarter ending September 2018	5,727	↓
Quarter ending December 2018	5,706	→
Variance since December 2017	(11.3%)	↓



ACTIVITY



Month	Adjusted Scheduled Activity (UDA)	
	2018	2019
April	176	709
May	1,082	1,833
June	2,133	2,697
July	3,424	3,974
August	4,688	4,819
September	5,640	6,252
October	6,534	7,745
November	7,692	9,120
December	8,788	10,314
January	9,715	
February	10,890	
March	12,026	
April	12,758	
May	12,758	
June	12,758	

QUALITY

	Quantity	Base Number	Contract	AT	Region	England
% of FP17s for the same patient ID Re-attending within 3 months - Children	97	2,013	4.8%	10.1%	11.6%	11.8%
% of FP17s for the same patient ID Re-attending within 3 months - Adults	452	4,489	10.1%	14.0%	15.1%	15.6%
% of FP17s for the same patient ID Re-attending between 3 & 9 months - Children	1,297	2,013	64.4%	62.0%	59.9%	58.8%
% of FP17s for the same patient ID Re-attending between 3 & 9 months - Adults	2,688	4,489	59.9%	55.1%	52.0%	51.0%
% of FP17s for Band 1 Urgent Courses	279	5,343	5.2%	6.8%	8.0%	9.0%
% of FP17s Relating to Free Repair or Replacements	39	5,343	0.7%	0.8%	0.8%	0.8%
% of FP17s Relating to Continuations	56	5,343	1.0%	1.1%	0.9%	0.9%
% of Patients satisfied with the dentistry they have received	1	1	N/A	92.0%	93.6%	93.2%
% of Patients satisfied with the time they had to wait for an appointment	1	1	N/A	87.2%	88.6%	88.3%

* This is based on patients treated on this contract for their most recent course of treatment. Figures in italics indicate the base number of FP17s or Patient Questionnaire responses are less than 100. N/A is shown where the base number of responses is less than 10 during the period. % is calculated as Quantity/Base number*100

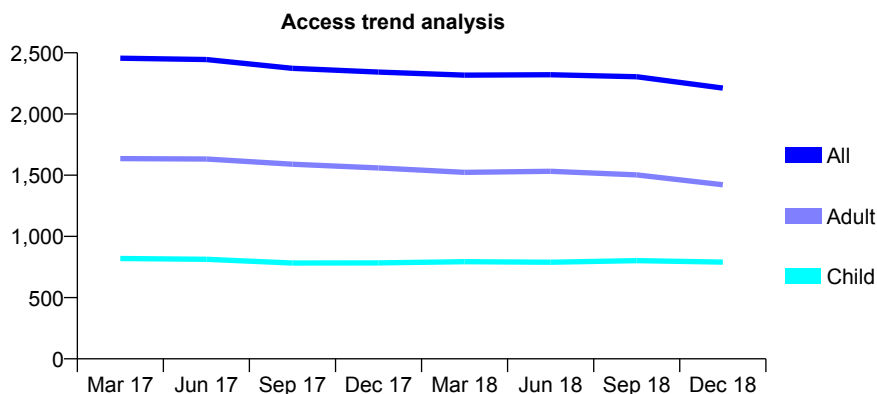
Q55 - Vital Signs At a Glance Contract Report for 101281/0118 - December 2018

Name or company name	OASIS DENTAL CARE LTD
Contract type name	GDS Contract
Purpose of contract	General
Contract start date	01/04/2006
Contract end date	

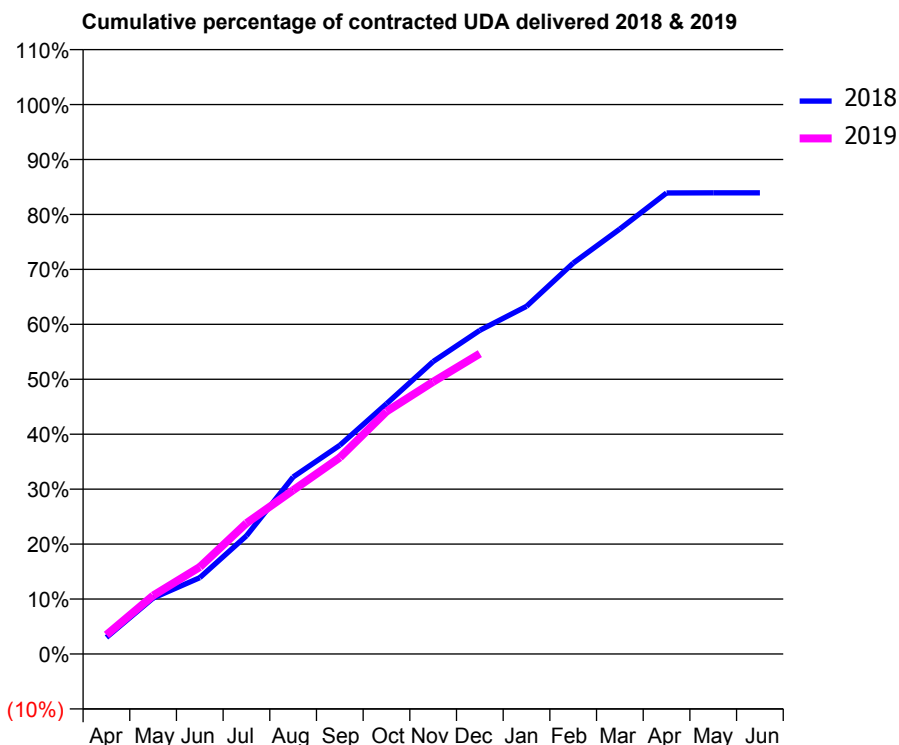
18/19 Contracted general activity (UDA)	5,159
Carry forward general activity (UDA)	0
18/19 Contracted orthodontic activity (UOA)	0
Carry forward orthodontic activity (UOA)	0
Baseline contract value	£156,365.59

ACCESS*

Patients seen in 24 months	Total	Change since previous quarter
Quarter ending December 2017	2,343	
Quarter ending March 2018	2,317	↓
Quarter ending June 2018	2,321	→
Quarter ending September 2018	2,305	→
Quarter ending December 2018	2,212	↓
Variance since December 2017	(5.6%)	↓



ACTIVITY



Month	Adjusted Scheduled Activity (UDA)	
	2018	2019
April	155	180
May	526	549
June	717	817
July	1,110	1,228
August	1,662	1,538
September	1,960	1,845
October	2,349	2,276
November	2,746	2,555
December	3,039	2,820
January	3,265	
February	3,670	
March	3,990	
April	4,329	
May	4,330	
June	4,330	

QUALITY

	Quantity	Base Number	Contract	AT	Region	England
% of FP17s for the same patient ID Re-attending within 3 months - Children	63	879	7.2%	10.1%	11.6%	11.8%
% of FP17s for the same patient ID Re-attending within 3 months - Adults	245	1,405	17.4%	14.0%	15.1%	15.6%
% of FP17s for the same patient ID Re-attending between 3 & 9 months - Children	561	879	63.8%	62.0%	59.9%	58.8%
% of FP17s for the same patient ID Re-attending between 3 & 9 months - Adults	728	1,405	51.8%	55.1%	52.0%	51.0%
% of FP17s for Band 1 Urgent Courses	131	1,650	7.9%	6.8%	8.0%	9.0%
% of FP17s Relating to Free Repair or Replacements	15	1,650	0.9%	0.8%	0.8%	0.8%
% of FP17s Relating to Continuations	27	1,650	1.6%	1.1%	0.9%	0.9%
% of Patients satisfied with the dentistry they have received	1	1	N/A	92.0%	93.6%	93.2%
% of Patients satisfied with the time they had to wait for an appointment	1	1	N/A	87.2%	88.6%	88.3%

* This is based on patients treated on this contract for their most recent course of treatment. Figures in italics indicate the base number of FP17s or Patient Questionnaire responses are less than 100. N/A is shown where the base number of responses is less than 10 during the period. % is calculated as Quantity/Base number*100

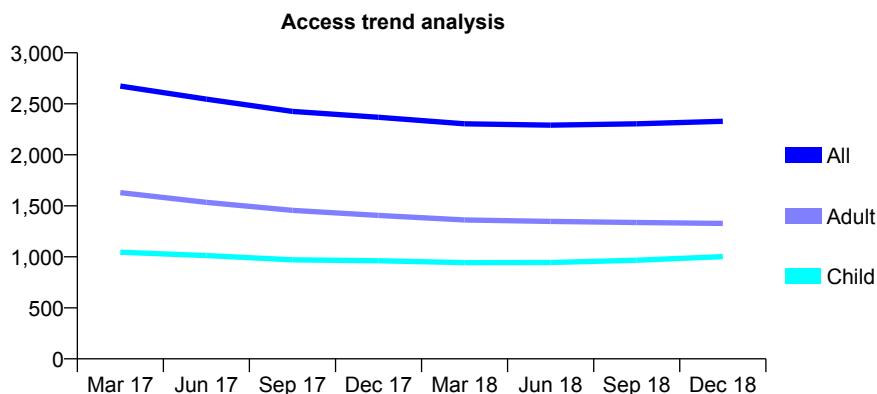
Q55 - Vital Signs At a Glance Contract Report for 101281/0129 - December 2018

Name or company name	OASIS DENTAL CARE LTD
Contract type name	GDS Contract
Purpose of contract	General
Contract start date	01/04/2006
Contract end date	

18/19 Contracted general activity (UDA)	7,956
Carry forward general activity (UDA)	0
18/19 Contracted orthodontic activity (UOA)	0
Carry forward orthodontic activity (UOA)	0
Baseline contract value	£178,104.16

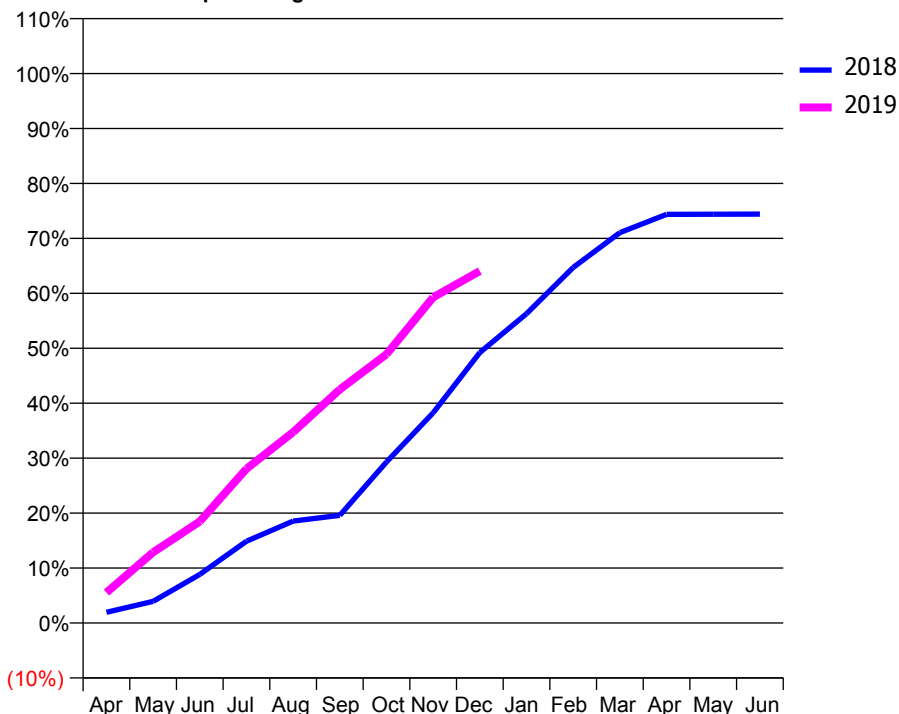
ACCESS*

Patients seen in 24 months	Total	Change since previous quarter
Quarter ending December 2017	2,368	
Quarter ending March 2018	2,304	↓
Quarter ending June 2018	2,291	→
Quarter ending September 2018	2,304	→
Quarter ending December 2018	2,329	→
Variance since December 2017	(1.6%)	↓



ACTIVITY

Cumulative percentage of contracted UDA delivered 2018 & 2019



Month	Adjusted Scheduled Activity (UDA)	
	2018	2019
April	156	441
May	314	1,024
June	703	1,471
July	1,185	2,234
August	1,476	2,763
September	1,558	3,382
October	2,331	3,891
November	3,043	4,715
December	3,916	5,095
January	4,478	
February	5,147	
March	5,652	
April	5,917	
May	5,919	
June	5,920	

QUALITY

	Quantity	Base Number	Contract	AT	Region	England
% of FP17s for the same patient ID Re-attending within 3 months - Children	130	1,318	9.9%	10.1%	11.6%	11.8%
% of FP17s for the same patient ID Re-attending within 3 months - Adults	252	1,576	16.0%	14.0%	15.1%	15.6%
% of FP17s for the same patient ID Re-attending between 3 & 9 months - Children	773	1,318	58.6%	62.0%	59.9%	58.8%
% of FP17s for the same patient ID Re-attending between 3 & 9 months - Adults	901	1,576	57.2%	55.1%	52.0%	51.0%
% of FP17s for Band 1 Urgent Courses	246	2,761	8.9%	6.8%	8.0%	9.0%
% of FP17s Relating to Free Repair or Replacements	27	2,761	1.0%	0.8%	0.8%	0.8%
% of FP17s Relating to Continuations	26	2,761	0.9%	1.1%	0.9%	0.9%
% of Patients satisfied with the dentistry they have received	3	3	N/A	92.0%	93.6%	93.2%
% of Patients satisfied with the time they had to wait for an appointment	3	3	N/A	87.2%	88.6%	88.3%

* This is based on patients treated on this contract for their most recent course of treatment. Figures in italics indicate the base number of FP17s or Patient Questionnaire responses are less than 100. N/A is shown where the base number of responses is less than 10 during the period. % is calculated as Quantity/Base number*100

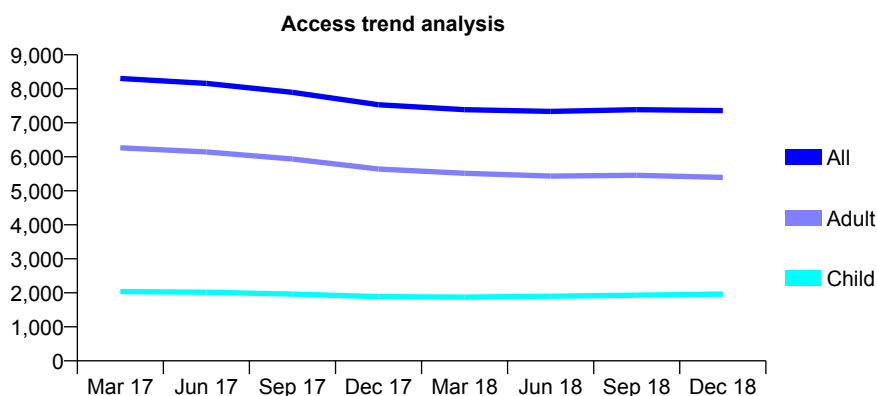
Q55 - Vital Signs At a Glance Contract Report for 101281/0200 - December 2018

Name or company name	OASIS DENTAL CARE LTD
Contract type name	Pilot Contract
Purpose of contract	General
Contract start date	28/04/2009
Contract end date	

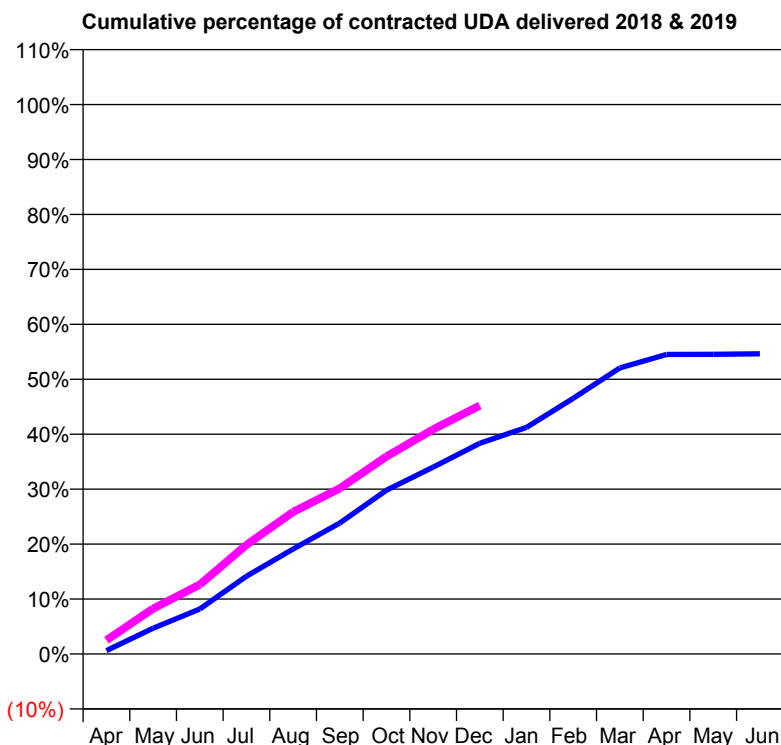
18/19 Contracted general activity (UDA)	30,000
Carry forward general activity (UDA)	0
18/19 Contracted orthodontic activity (UOA)	0
Carry forward orthodontic activity (UOA)	0
Baseline contract value	£661,764.02

ACCESS*

Patients seen in 24 months	Total	Change since previous quarter
Quarter ending December 2017	7,531	
Quarter ending March 2018	7,387	↓
Quarter ending June 2018	7,335	→
Quarter ending September 2018	7,387	→
Quarter ending December 2018	7,360	→
Variance since December 2017	(2.3%)	↓



ACTIVITY



Month	Adjusted Scheduled Activity (UDA)	
	2018	2019
April	185	756
May	1,407	2,477
June	2,458	3,786
July	4,245	5,962
August	5,731	7,760
September	7,153	9,047
October	8,945	10,783
November	10,202	12,266
December	11,505	13,570
January	12,375	
February	13,963	
March	15,616	
April	16,352	
May	16,365	
June	16,393	

QUALITY

	Quantity	Base Number	Contract	AT	Region	England
% of FP17s for the same patient ID Re-attending within 3 months - Children	63	1,706	3.7%	10.1%	11.6%	11.8%
% of FP17s for the same patient ID Re-attending within 3 months - Adults	393	4,460	8.8%	14.0%	15.1%	15.6%
% of FP17s for the same patient ID Re-attending between 3 & 9 months - Children	772	1,706	45.3%	62.0%	59.9%	58.8%
% of FP17s for the same patient ID Re-attending between 3 & 9 months - Adults	1,715	4,460	38.5%	55.1%	52.0%	51.0%
% of FP17s for Band 1 Urgent Courses	65	5,877	1.1%	6.8%	8.0%	9.0%
% of FP17s Relating to Free Repair or Replacements	24	5,877	0.4%	0.8%	0.8%	0.8%
% of FP17s Relating to Continuations	36	5,877	0.6%	1.1%	0.9%	0.9%
% of Patients satisfied with the dentistry they have received	3	3	N/A	92.0%	93.6%	93.2%
% of Patients satisfied with the time they had to wait for an appointment	2	3	N/A	87.2%	88.6%	88.3%

* This is based on patients treated on this contract for their most recent course of treatment. Figures in italics indicate the base number of FP17s or Patient Questionnaire responses are less than 100. N/A is shown where the base number of responses is less than 10 during the period. % is calculated as Quantity/Base number*100

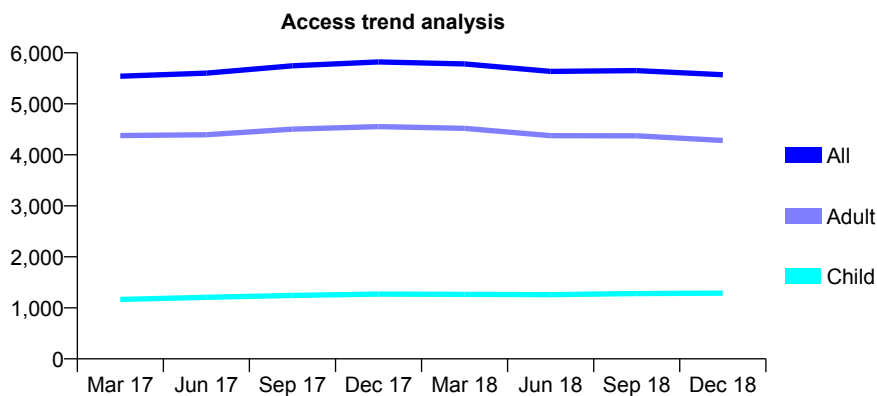
Q55 - Vital Signs At a Glance Contract Report for 101338/0050 - December 2018

Name or company name	Whitecross Dental Care Limited
Contract type name	GDS Contract
Purpose of contract	General
Contract start date	01/04/2007
Contract end date	

18/19 Contracted general activity (UDA)	17,600
Carry forward general activity (UDA)	0
18/19 Contracted orthodontic activity (UOA)	0
Carry forward orthodontic activity (UOA)	0
Baseline contract value	£471,701.23

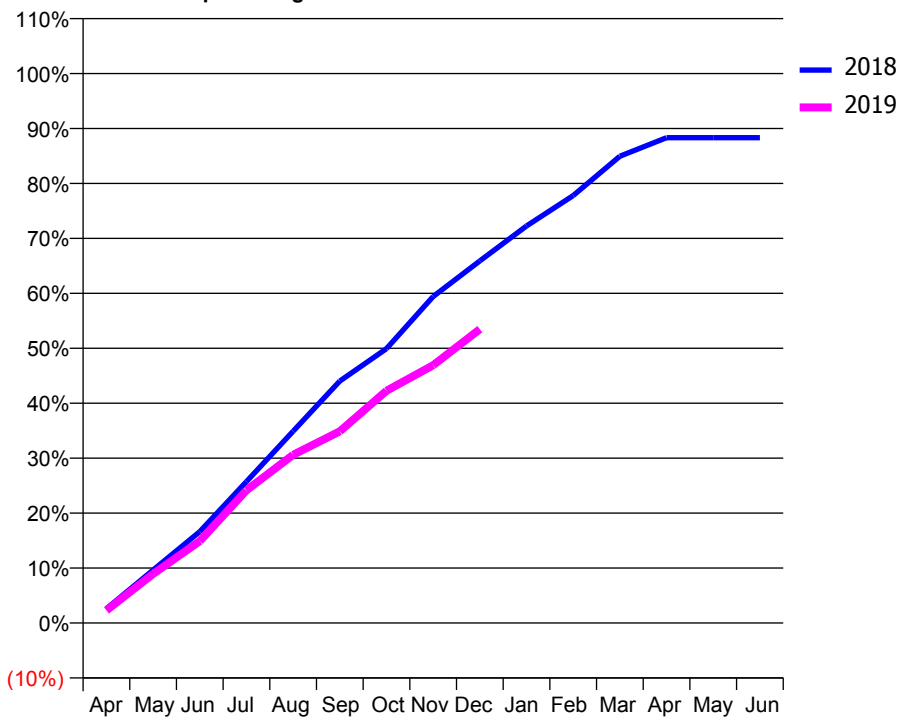
ACCESS*

Patients seen in 24 months	Total	Change since previous quarter
Quarter ending December 2017	5,822	
Quarter ending March 2018	5,782	→
Quarter ending June 2018	5,634	↓
Quarter ending September 2018	5,652	→
Quarter ending December 2018	5,569	↓
Variance since December 2017	(4.3%)	↓



ACTIVITY

Cumulative percentage of contracted UDA delivered 2018 & 2019



Month	Adjusted Scheduled Activity (UDA)	
	2018	2019
April	460	403
May	1,697	1,572
June	2,928	2,623
July	4,531	4,251
August	6,143	5,387
September	7,750	6,139
October	8,787	7,438
November	10,459	8,259
December	11,598	9,411
January	12,716	
February	13,690	
March	14,952	
April	15,545	
May	15,546	
June	15,546	

QUALITY

	Quantity	Base Number	Contract	AT	Region	England
% of FP17s for the same patient ID Re-attending within 3 months - Children	86	1,351	6.4%	10.1%	11.6%	11.8%
% of FP17s for the same patient ID Re-attending within 3 months - Adults	463	3,999	11.6%	14.0%	15.1%	15.6%
% of FP17s for the same patient ID Re-attending between 3 & 9 months - Children	813	1,351	60.2%	62.0%	59.9%	58.8%
% of FP17s for the same patient ID Re-attending between 3 & 9 months - Adults	2,035	3,999	50.9%	55.1%	52.0%	51.0%
% of FP17s for Band 1 Urgent Courses	285	5,129	5.6%	6.8%	8.0%	9.0%
% of FP17s Relating to Free Repair or Replacements	58	5,129	1.1%	0.8%	0.8%	0.8%
% of FP17s Relating to Continuations	83	5,129	1.6%	1.1%	0.9%	0.9%
% of Patients satisfied with the dentistry they have received	3	4	N/A	92.0%	93.6%	93.2%
% of Patients satisfied with the time they had to wait for an appointment	3	4	N/A	87.2%	88.6%	88.3%

* This is based on patients treated on this contract for their most recent course of treatment. Figures in italics indicate the base number of FP17s or Patient Questionnaire responses are less than 100. N/A is shown where the base number of responses is less than 10 during the period. % is calculated as Quantity/Base number*100

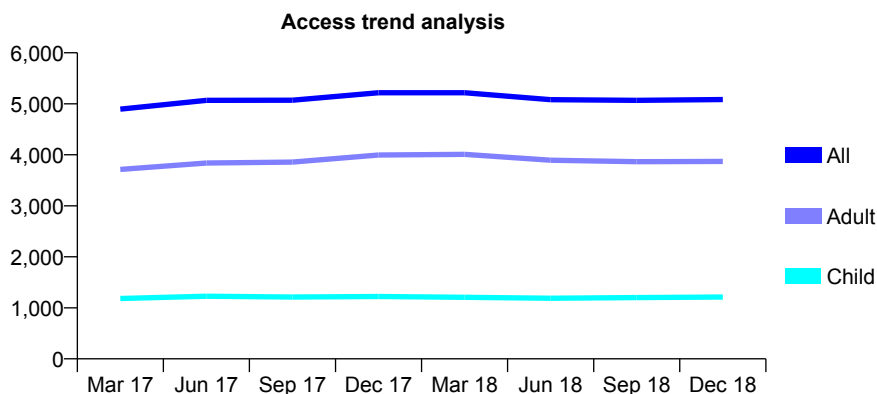
Q55 - Vital Signs At a Glance Contract Report for 101362/0006 - December 2018

Name or company name	Rodericks Dental Limited
Contract type name	GDS Contract
Purpose of contract	General
Contract start date	01/04/2008
Contract end date	

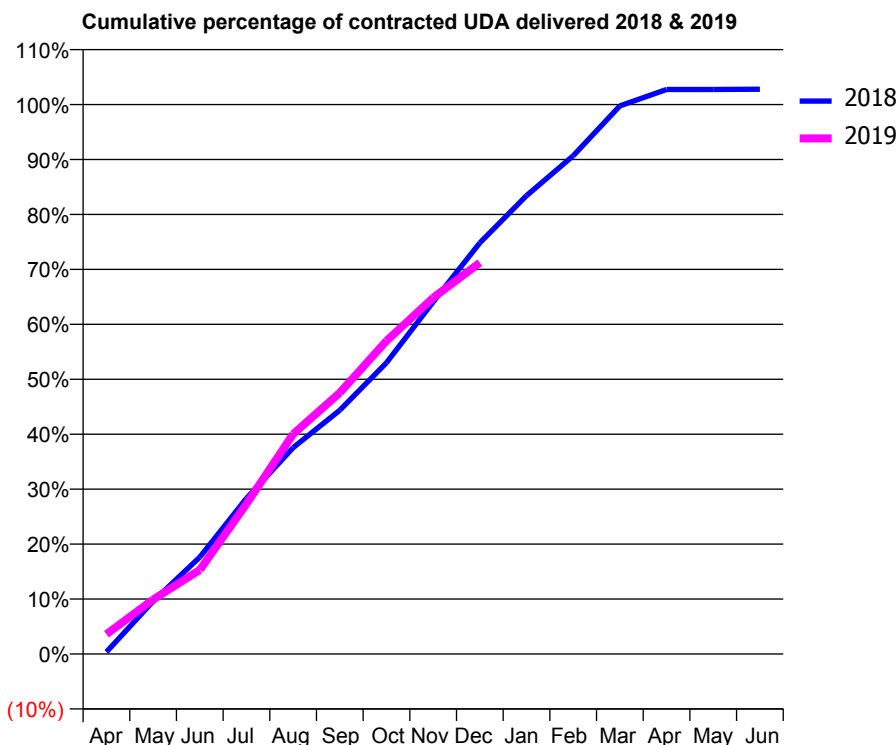
18/19 Contracted general activity (UDA)	13,542
Carry forward general activity (UDA)	-271
18/19 Contracted orthodontic activity (UOA)	0
Carry forward orthodontic activity (UOA)	0
Baseline contract value	£331,576.86

ACCESS*

Patients seen in 24 months	Total	Change since previous quarter
Quarter ending December 2017	5,218	
Quarter ending March 2018	5,217	→
Quarter ending June 2018	5,081	↓
Quarter ending September 2018	5,067	→
Quarter ending December 2018	5,084	→
Variance since December 2017	(2.6%)	↓



ACTIVITY



Month	Adjusted Scheduled Activity (UDA)	
	2018	2019
April	52	487
May	1,299	1,343
June	2,387	2,073
July	3,835	3,699
August	5,087	5,420
September	6,007	6,439
October	7,180	7,719
November	8,676	8,780
December	10,134	9,642
January	11,298	
February	12,278	
March	13,509	
April	13,911	
May	13,913	
June	13,919	

QUALITY

	Quantity	Base Number	Contract	AT	Region	England
% of FP17s for the same patient ID Re-attending within 3 months - Children	86	1,316	6.5%	10.1%	11.6%	11.8%
% of FP17s for the same patient ID Re-attending within 3 months - Adults	404	3,900	10.4%	14.0%	15.1%	15.6%
% of FP17s for the same patient ID Re-attending between 3 & 9 months - Children	797	1,316	60.6%	62.0%	59.9%	58.8%
% of FP17s for the same patient ID Re-attending between 3 & 9 months - Adults	2,370	3,900	60.8%	55.1%	52.0%	51.0%
% of FP17s for Band 1 Urgent Courses	290	5,015	5.8%	6.8%	8.0%	9.0%
% of FP17s Relating to Free Repair or Replacements	72	5,015	1.4%	0.8%	0.8%	0.8%
% of FP17s Relating to Continuations	5	5,015	0.1%	1.1%	0.9%	0.9%
% of Patients satisfied with the dentistry they have received	3	3	N/A	92.0%	93.6%	93.2%
% of Patients satisfied with the time they had to wait for an appointment	3	3	N/A	87.2%	88.6%	88.3%

* This is based on patients treated on this contract for their most recent course of treatment. Figures in italics indicate the base number of FP17s or Patient Questionnaire responses are less than 100. N/A is shown where the base number of responses is less than 10 during the period. % is calculated as Quantity/Base number*100

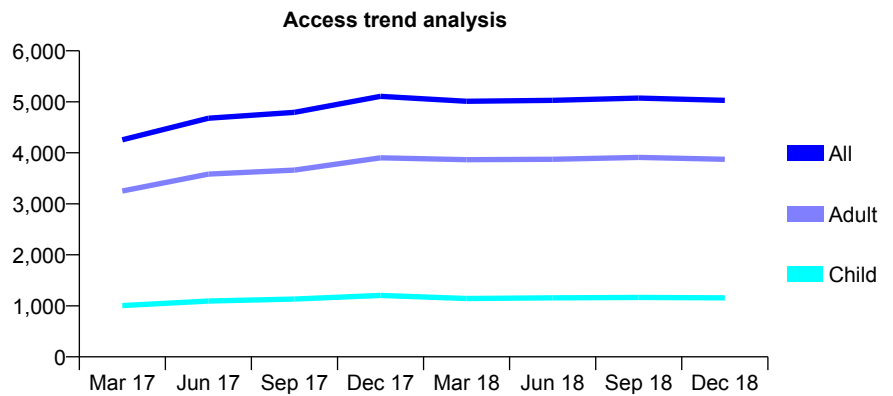
Q55 - Vital Signs At a Glance Contract Report for 101362/0007 - December 2018

Name or company name	Rodericks Dental Limited
Contract type name	GDS Contract
Purpose of contract	General
Contract start date	28/07/2008
Contract end date	

18/19 Contracted general activity (UDA)	12,792
Carry forward general activity (UDA)	-246
18/19 Contracted orthodontic activity (UOA)	0
Carry forward orthodontic activity (UOA)	0
Baseline contract value	£321,971.72

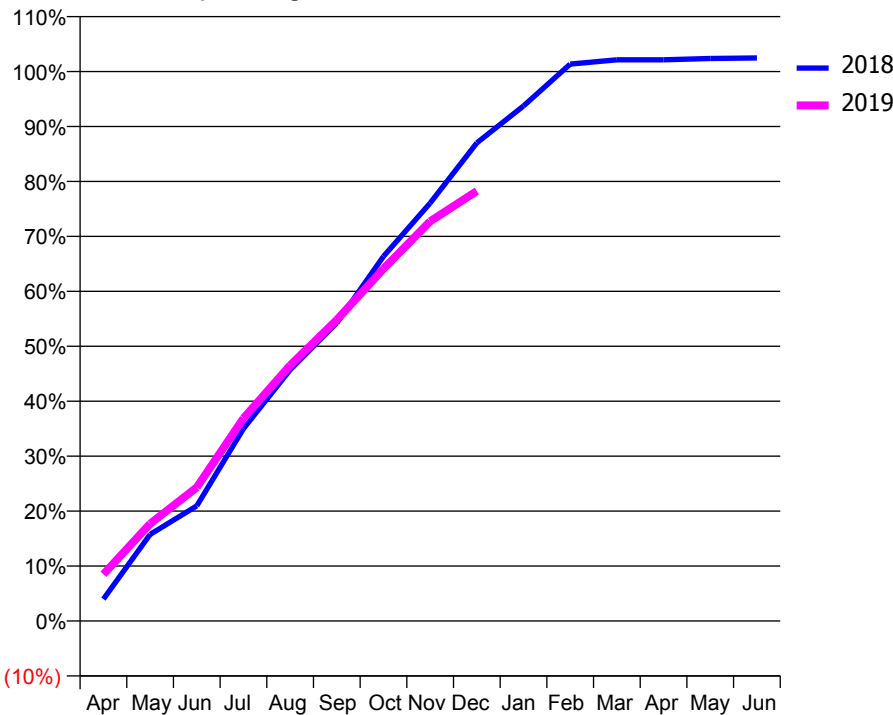
ACCESS*

Patients seen in 24 months	Total	Change since previous quarter
Quarter ending December 2017	5,106	
Quarter ending March 2018	5,011	↓
Quarter ending June 2018	5,030	→
Quarter ending September 2018	5,074	→
Quarter ending December 2018	5,029	→
Variance since December 2017	(1.5%)	↓



ACTIVITY

Cumulative percentage of contracted UDA delivered 2018 & 2019



Adjusted Scheduled Activity (UDA)		
Month	2018	2019
April	490	1,087
May	1,936	2,263
June	2,577	3,112
July	4,304	4,721
August	5,617	5,951
September	6,668	7,011
October	8,157	8,201
November	9,351	9,305
December	10,696	10,010
January	11,522	
February	12,459	
March	12,554	
April	12,554	
May	12,584	
June	12,594	

QUALITY

	Quantity	Base Number	Contract	AT	Region	England
% of FP17s for the same patient ID Re-attending within 3 months - Children	61	1,312	4.6%	10.1%	11.6%	11.8%
% of FP17s for the same patient ID Re-attending within 3 months - Adults	465	4,167	11.2%	14.0%	15.1%	15.6%
% of FP17s for the same patient ID Re-attending between 3 & 9 months - Children	826	1,312	63.0%	62.0%	59.9%	58.8%
% of FP17s for the same patient ID Re-attending between 3 & 9 months - Adults	2,383	4,167	57.2%	55.1%	52.0%	51.0%
% of FP17s for Band 1 Urgent Courses	422	5,458	7.7%	6.8%	8.0%	9.0%
% of FP17s Relating to Free Repair or Replacements	65	5,458	1.2%	0.8%	0.8%	0.8%
% of FP17s Relating to Continuations	15	5,458	0.3%	1.1%	0.9%	0.9%
% of Patients satisfied with the dentistry they have received	0	0	N/A	92.0%	93.6%	93.2%
% of Patients satisfied with the time they had to wait for an appointment	0	0	N/A	87.2%	88.6%	88.3%

* This is based on patients treated on this contract for their most recent course of treatment. Figures in italics indicate the base number of FP17s or Patient Questionnaire responses are less than 100. N/A is shown where the base number of responses is less than 10 during the period. % is calculated as Quantity/Base number*100

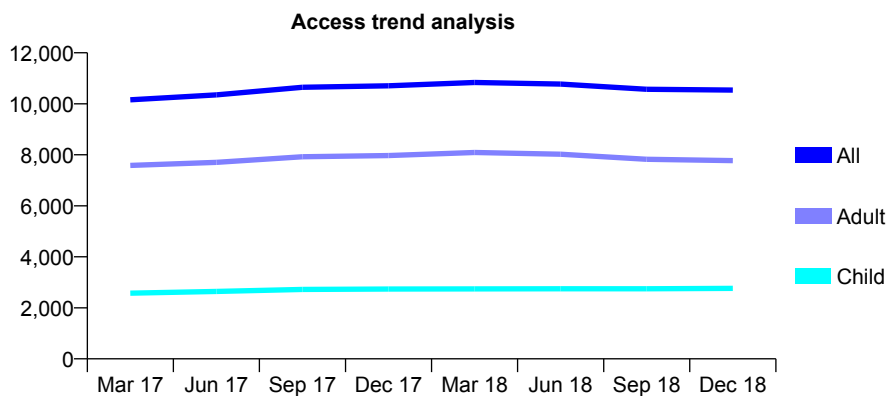
Q55 - Vital Signs At a Glance Contract Report for 101362/0008 - December 2018

Name or company name	Rodericks Dental Limited
Contract type name	GDS Contract
Purpose of contract	General
Contract start date	01/04/2008
Contract end date	

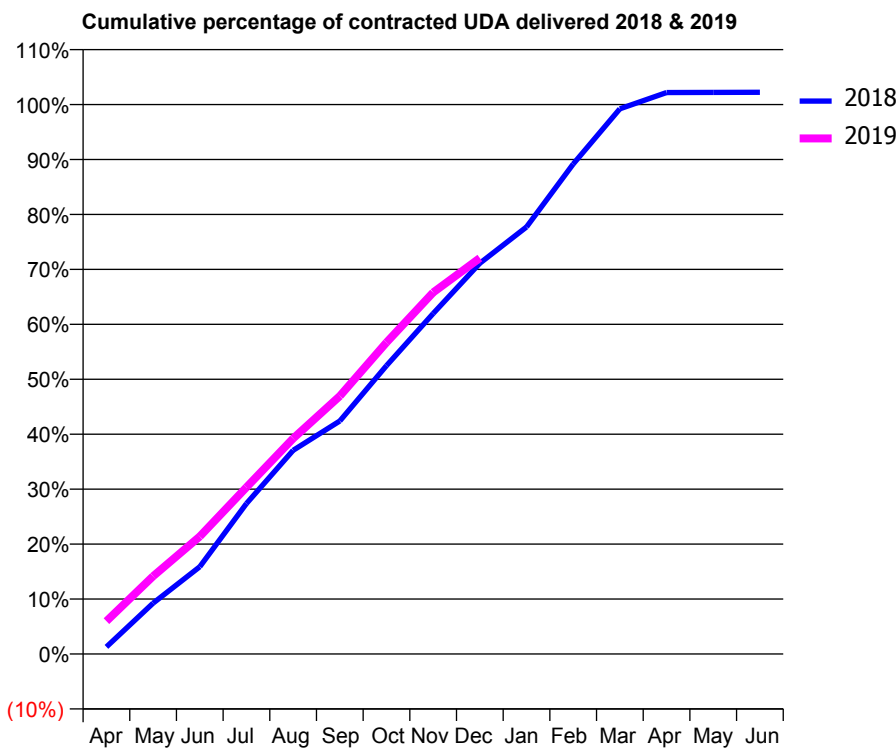
18/19 Contracted general activity (UDA)	26,370
Carry forward general activity (UDA)	-527
18/19 Contracted orthodontic activity (UOA)	0
Carry forward orthodontic activity (UOA)	0
Baseline contract value	£618,575.35

ACCESS*

Patients seen in 24 months	Total	Change since previous quarter
Quarter ending December 2017	10,708	
Quarter ending March 2018	10,838	→
Quarter ending June 2018	10,772	→
Quarter ending September 2018	10,572	↓
Quarter ending December 2018	10,537	→
Variance since December 2017	(1.6%)	↓



ACTIVITY



Month	Adjusted Scheduled Activity (UDA)	
	2018	2019
April	345	1,578
May	2,440	3,733
June	4,191	5,640
July	7,224	8,001
August	9,774	10,344
September	11,184	12,379
October	13,841	14,953
November	16,342	17,352
December	18,755	19,002
January	20,492	
February	23,516	
March	26,162	
April	26,943	
May	26,953	
June	26,958	

QUALITY

	Quantity	Base Number	Contract	AT	Region	England
% of FP17s for the same patient ID Re-attending within 3 months - Children	175	3,375	5.2%	10.1%	11.6%	11.8%
% of FP17s for the same patient ID Re-attending within 3 months - Adults	817	8,690	9.4%	14.0%	15.1%	15.6%
% of FP17s for the same patient ID Re-attending between 3 & 9 months - Children	2,481	3,375	73.5%	62.0%	59.9%	58.8%
% of FP17s for the same patient ID Re-attending between 3 & 9 months - Adults	5,784	8,690	66.6%	55.1%	52.0%	51.0%
% of FP17s for Band 1 Urgent Courses	388	11,618	3.3%	6.8%	8.0%	9.0%
% of FP17s Relating to Free Repair or Replacements	107	11,618	0.9%	0.8%	0.8%	0.8%
% of FP17s Relating to Continuations	38	11,618	0.3%	1.1%	0.9%	0.9%
% of Patients satisfied with the dentistry they have received	4	5	N/A	92.0%	93.6%	93.2%
% of Patients satisfied with the time they had to wait for an appointment	4	5	N/A	87.2%	88.6%	88.3%

* This is based on patients treated on this contract for their most recent course of treatment. Figures in italics indicate the base number of FP17s or Patient Questionnaire responses are less than 100. N/A is shown where the base number of responses is less than 10 during the period. % is calculated as Quantity/Base number*100

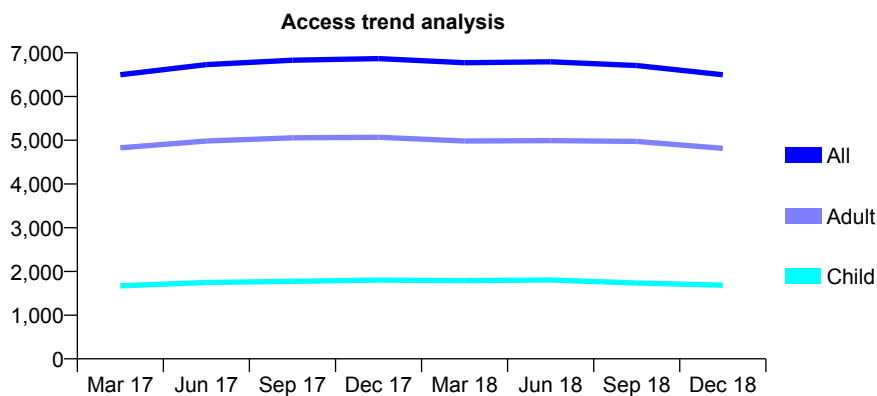
Q55 - Vital Signs At a Glance Contract Report for 101362/0014 - December 2018

Name or company name	Rodericks Dental Limited
Contract type name	GDS Contract
Purpose of contract	General
Contract start date	05/02/2009
Contract end date	

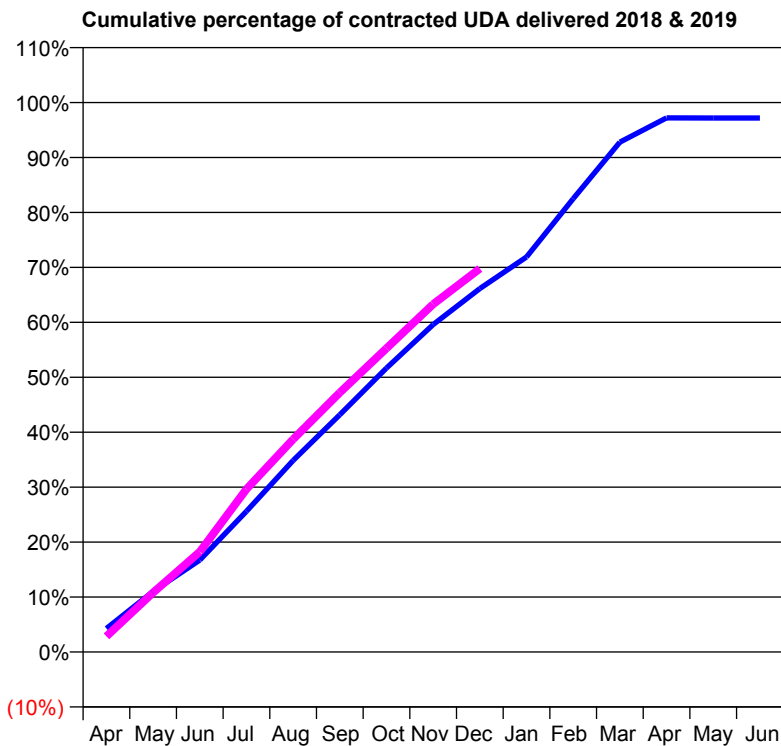
18/19 Contracted general activity (UDA)	15,400
Carry forward general activity (UDA)	344
18/19 Contracted orthodontic activity (UOA)	0
Carry forward orthodontic activity (UOA)	0
Baseline contract value	£363,069.29

ACCESS*

Patients seen in 24 months	Total	Change since previous quarter
Quarter ending December 2017	6,868	
Quarter ending March 2018	6,772	↓
Quarter ending June 2018	6,794	→
Quarter ending September 2018	6,708	↓
Quarter ending December 2018	6,499	↓
Variance since December 2017	(5.4%)	↓



ACTIVITY



Month	Adjusted Scheduled Activity (UDA)	
	2018	2019
April	661	441
May	1,699	1,664
June	2,575	2,808
July	3,944	4,566
August	5,367	5,963
September	6,651	7,272
October	7,959	8,512
November	9,178	9,747
December	10,184	10,746
January	11,070	
February	12,705	
March	14,288	
April	14,969	
May	14,965	
June	14,964	

QUALITY

	Quantity	Base Number	Contract	AT	Region	England
% of FP17s for the same patient ID Re-attending within 3 months - Children	108	1,581	6.8%	10.1%	11.6%	11.8%
% of FP17s for the same patient ID Re-attending within 3 months - Adults	648	4,686	13.8%	14.0%	15.1%	15.6%
% of FP17s for the same patient ID Re-attending between 3 & 9 months - Children	832	1,581	52.6%	62.0%	59.9%	58.8%
% of FP17s for the same patient ID Re-attending between 3 & 9 months - Adults	2,219	4,686	47.4%	55.1%	52.0%	51.0%
% of FP17s for Band 1 Urgent Courses	460	5,935	7.8%	6.8%	8.0%	9.0%
% of FP17s Relating to Free Repair or Replacements	41	5,935	0.7%	0.8%	0.8%	0.8%
% of FP17s Relating to Continuations	45	5,935	0.8%	1.1%	0.9%	0.9%
% of Patients satisfied with the dentistry they have received	3	3	N/A	92.0%	93.6%	93.2%
% of Patients satisfied with the time they had to wait for an appointment	3	3	N/A	87.2%	88.6%	88.3%

* This is based on patients treated on this contract for their most recent course of treatment. Figures in italics indicate the base number of FP17s or Patient Questionnaire responses are less than 100. N/A is shown where the base number of responses is less than 10 during the period. % is calculated as Quantity/Base number*100

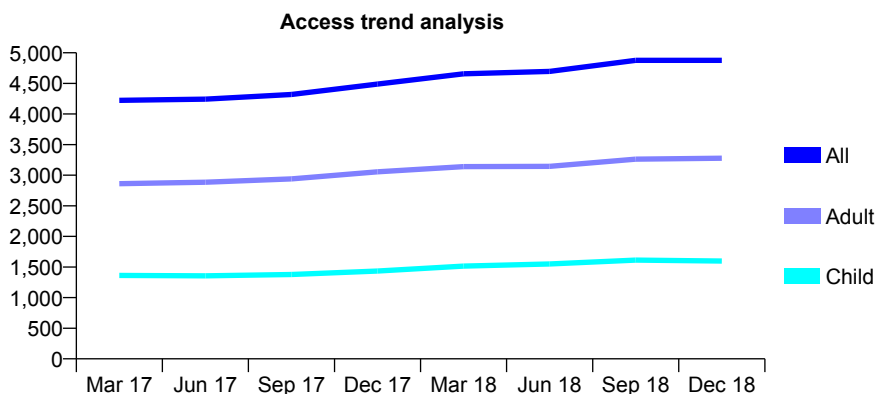
Q55 - Vital Signs At a Glance Contract Report for 101362/0026 - December 2018

Name or company name	Rodericks Dental Limited
Contract type name	GDS Contract
Purpose of contract	General
Contract start date	16/11/2009
Contract end date	

18/19 Contracted general activity (UDA)	12,524
Carry forward general activity (UDA)	-179
18/19 Contracted orthodontic activity (UOA)	0
Carry forward orthodontic activity (UOA)	0
Baseline contract value	£328,576.53

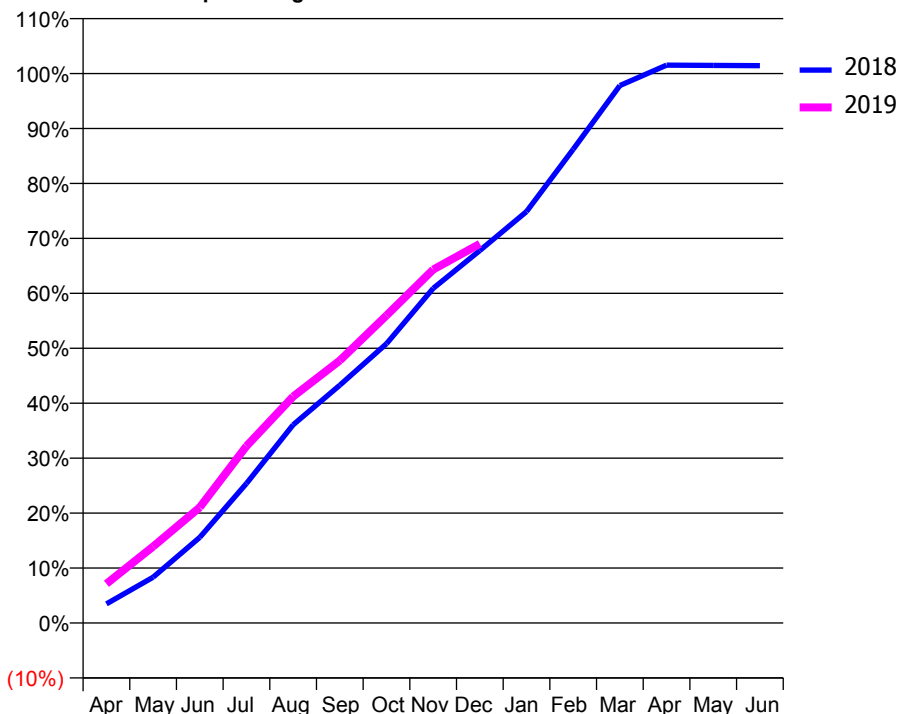
ACCESS*

Patients seen in 24 months	Total	Change since previous quarter
Quarter ending December 2017	4,490	
Quarter ending March 2018	4,657	↑
Quarter ending June 2018	4,695	→
Quarter ending September 2018	4,876	↑
Quarter ending December 2018	4,876	→
Variance since December 2017	8.6%	↑



ACTIVITY

Cumulative percentage of contracted UDA delivered 2018 & 2019



Month	Adjusted Scheduled Activity (UDA)	
	2018	2019
April	436	895
May	1,043	1,742
June	1,953	2,636
July	3,181	4,031
August	4,517	5,161
September	5,421	5,983
October	6,366	7,009
November	7,628	8,056
December	8,491	8,643
January	9,376	
February	10,797	
March	12,250	
April	12,714	
May	12,709	
June	12,703	

QUALITY

	Quantity	Base Number	Contract	AT	Region	England
% of FP17s for the same patient ID Re-attending within 3 months - Children	132	1,663	7.9%	10.1%	11.6%	11.8%
% of FP17s for the same patient ID Re-attending within 3 months - Adults	380	3,348	11.4%	14.0%	15.1%	15.6%
% of FP17s for the same patient ID Re-attending between 3 & 9 months - Children	1,025	1,663	61.6%	62.0%	59.9%	58.8%
% of FP17s for the same patient ID Re-attending between 3 & 9 months - Adults	2,047	3,348	61.1%	55.1%	52.0%	51.0%
% of FP17s for Band 1 Urgent Courses	438	4,779	9.2%	6.8%	8.0%	9.0%
% of FP17s Relating to Free Repair or Replacements	32	4,779	0.7%	0.8%	0.8%	0.8%
% of FP17s Relating to Continuations	15	4,779	0.3%	1.1%	0.9%	0.9%
% of Patients satisfied with the dentistry they have received	2	2	N/A	92.0%	93.6%	93.2%
% of Patients satisfied with the time they had to wait for an appointment	2	2	N/A	87.2%	88.6%	88.3%

* This is based on patients treated on this contract for their most recent course of treatment. Figures in italics indicate the base number of FP17s or Patient Questionnaire responses are less than 100. N/A is shown where the base number of responses is less than 10 during the period. % is calculated as Quantity/Base number*100

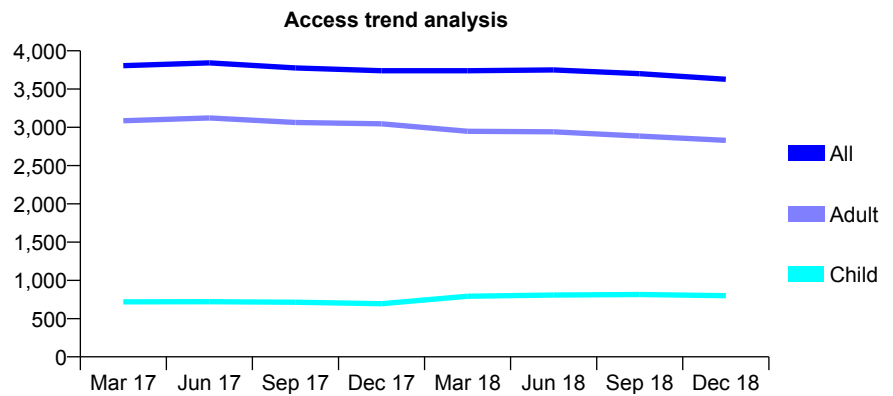
Q55 - Vital Signs At a Glance Contract Report for 101362/0027 - December 2018

Name or company name	Rodericks Dental Limited
Contract type name	GDS Contract
Purpose of contract	General
Contract start date	13/01/2010
Contract end date	

18/19 Contracted general activity (UDA)	12,042
Carry forward general activity (UDA)	0
18/19 Contracted orthodontic activity (UOA)	0
Carry forward orthodontic activity (UOA)	0
Baseline contract value	£315,945.74

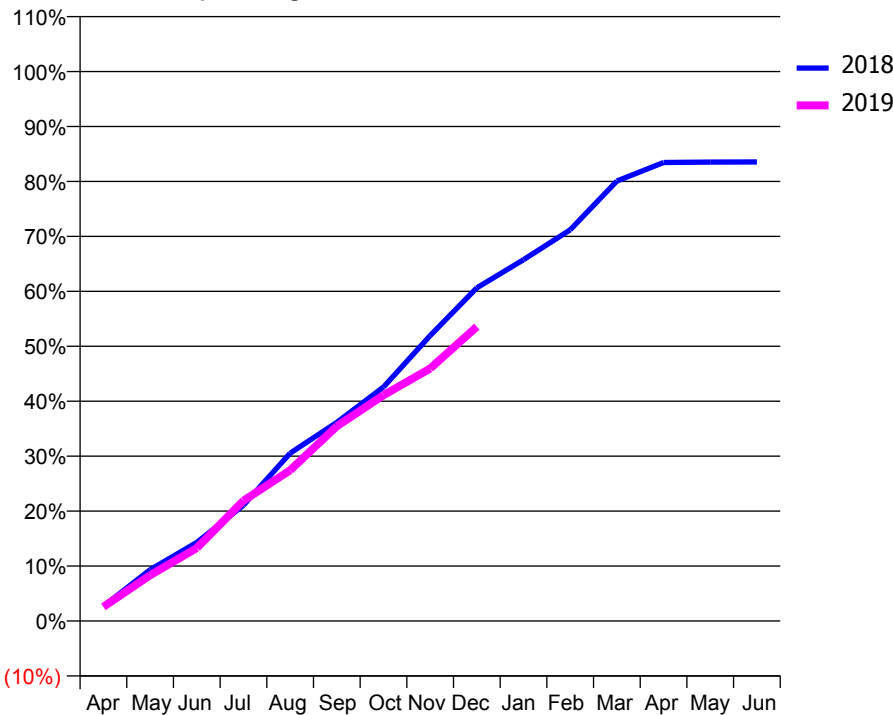
ACCESS*

Patients seen in 24 months	Total	Change since previous quarter
Quarter ending December 2017	3,740	
Quarter ending March 2018	3,740	→
Quarter ending June 2018	3,750	→
Quarter ending September 2018	3,701	↓
Quarter ending December 2018	3,628	↓
Variance since December 2017	(3.0%)	↓



ACTIVITY

Cumulative percentage of contracted UDA delivered 2018 & 2019



Month	Adjusted Scheduled Activity (UDA)	
	2018	2019
April	327	311
May	1,123	1,004
June	1,724	1,599
July	2,539	2,638
August	3,679	3,305
September	4,354	4,267
October	5,128	4,948
November	6,256	5,535
December	7,300	6,450
January	7,917	
February	8,571	
March	9,641	
April	10,049	
May	10,055	
June	10,058	

QUALITY

	Quantity	Base Number	Contract	AT	Region	England
% of FP17s for the same patient ID Re-attending within 3 months - Children	67	779	8.6%	10.1%	11.6%	11.8%
% of FP17s for the same patient ID Re-attending within 3 months - Adults	356	2,741	13.0%	14.0%	15.1%	15.6%
% of FP17s for the same patient ID Re-attending between 3 & 9 months - Children	483	779	62.0%	62.0%	59.9%	58.8%
% of FP17s for the same patient ID Re-attending between 3 & 9 months - Adults	1,433	2,741	52.3%	55.1%	52.0%	51.0%
% of FP17s for Band 1 Urgent Courses	191	3,314	5.8%	6.8%	8.0%	9.0%
% of FP17s Relating to Free Repair or Replacements	26	3,314	0.8%	0.8%	0.8%	0.8%
% of FP17s Relating to Continuations	6	3,314	0.2%	1.1%	0.9%	0.9%
% of Patients satisfied with the dentistry they have received	0	0	N/A	92.0%	93.6%	93.2%
% of Patients satisfied with the time they had to wait for an appointment	0	0	N/A	87.2%	88.6%	88.3%

* This is based on patients treated on this contract for their most recent course of treatment. Figures in italics indicate the base number of FP17s or Patient Questionnaire responses are less than 100. N/A is shown where the base number of responses is less than 10 during the period. % is calculated as Quantity/Base number*100

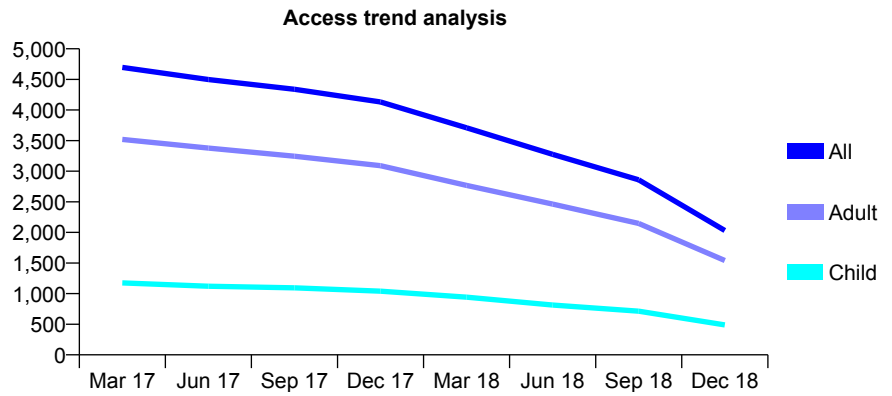
Q55 - Vital Signs At a Glance Contract Report for 101370/0040 - December 2018

Name or company name	Petrie Tucker & Partners Ltd
Contract type name	GDS Contract
Purpose of contract	General
Contract start date	01/04/2006
Contract end date	11/09/2018

18/19 Contracted general activity (UDA)	6,708
Carry forward general activity (UDA)	0
18/19 Contracted orthodontic activity (UOA)	0
Carry forward orthodontic activity (UOA)	0
Baseline contract value	£159,469.54

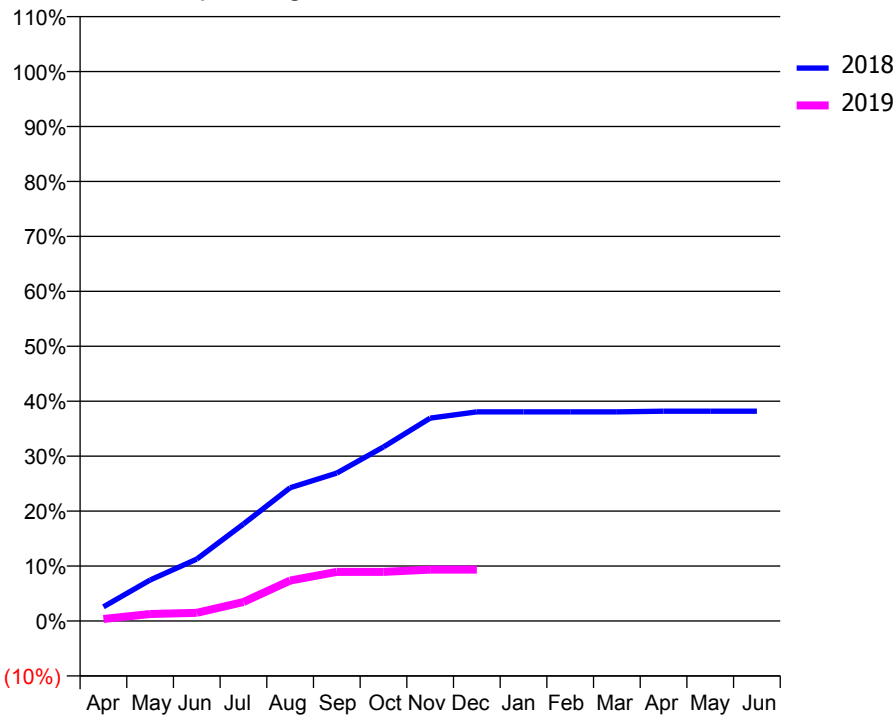
ACCESS*

Patients seen in 24 months	Total	Change since previous quarter
Quarter ending December 2017	4,131	
Quarter ending March 2018	3,710	↓
Quarter ending June 2018	3,276	↓
Quarter ending September 2018	2,860	↓
Quarter ending December 2018	2,031	↓
Variance since December 2017	(50.8%)	↓



ACTIVITY

Cumulative percentage of contracted UDA delivered 2018 & 2019



Month	Adjusted Scheduled Activity (UDA)	
	2018	2019
April	388	25
May	1,118	86
June	1,691	99
July	2,650	231
August	3,640	494
September	4,039	600
October	4,753	600
November	5,538	628
December	5,710	628
January	5,710	
February	5,710	
March	5,710	
April	5,726	
May	5,726	
June	5,726	

QUALITY

	Quantity	Base Number	Contract	AT	Region	England
% of FP17s for the same patient ID Re-attending within 3 months - Children	2	90	2.2%	10.1%	11.6%	11.8%
% of FP17s for the same patient ID Re-attending within 3 months - Adults	12	277	4.3%	14.0%	15.1%	15.6%
% of FP17s for the same patient ID Re-attending between 3 & 9 months - Children	6	90	6.7%	62.0%	59.9%	58.8%
% of FP17s for the same patient ID Re-attending between 3 & 9 months - Adults	32	277	11.6%	55.1%	52.0%	51.0%
% of FP17s for Band 1 Urgent Courses	94	354	26.6%	6.8%	8.0%	9.0%
% of FP17s Relating to Free Repair or Replacements	0	354	0.0%	0.8%	0.8%	0.8%
% of FP17s Relating to Continuations	4	354	1.1%	1.1%	0.9%	0.9%
% of Patients satisfied with the dentistry they have received	0	0	N/A	92.0%	93.6%	93.2%
% of Patients satisfied with the time they had to wait for an appointment	0	0	N/A	87.2%	88.6%	88.3%

* This is based on patients treated on this contract for their most recent course of treatment. Figures in italics indicate the base number of FP17s or Patient Questionnaire responses are less than 100. N/A is shown where the base number of responses is less than 10 during the period. % is calculated as Quantity/Base number*100

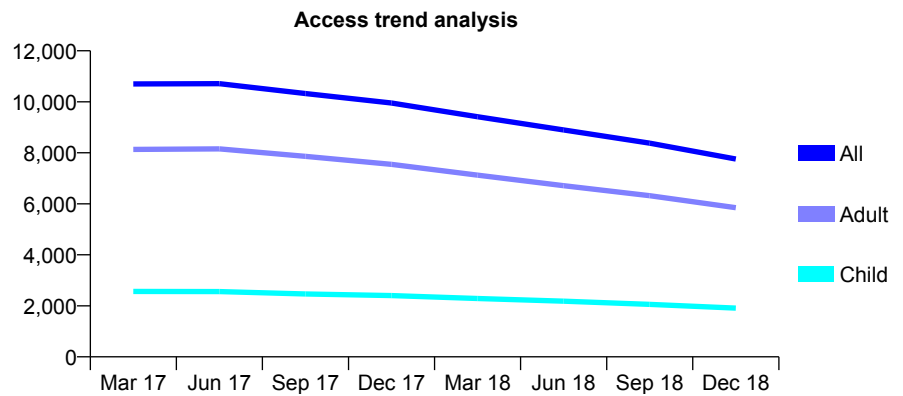
Q55 - Vital Signs At a Glance Contract Report for 101370/0071 - December 2018

Name or company name	Petrie Tucker & Partners Ltd
Contract type name	GDS Contract
Purpose of contract	General
Contract start date	01/07/2006
Contract end date	

18/19 Contracted general activity (UDA)	28,992
Carry forward general activity (UDA)	0
18/19 Contracted orthodontic activity (UOA)	0
Carry forward orthodontic activity (UOA)	0
Baseline contract value	£584,745.26

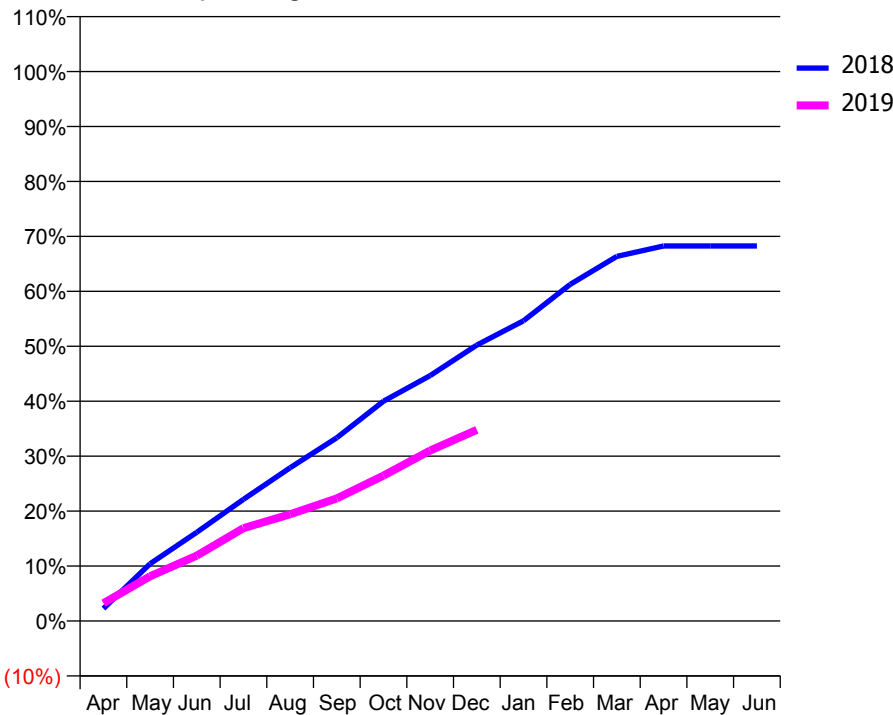
ACCESS*

Patients seen in 24 months	Total	Change since previous quarter
Quarter ending December 2017	9,954	
Quarter ending March 2018	9,415	↓
Quarter ending June 2018	8,897	↓
Quarter ending September 2018	8,379	↓
Quarter ending December 2018	7,758	↓
Variance since December 2017	(22.1%)	↓



ACTIVITY

Cumulative percentage of contracted UDA delivered 2018 & 2019



Month	Adjusted Scheduled Activity (UDA)	
	2018	2019
April	659	937
May	3,020	2,359
June	4,682	3,452
July	6,418	4,898
August	8,087	5,631
September	9,670	6,468
October	11,595	7,675
November	12,946	8,996
December	14,561	10,087
January	15,840	
February	17,764	
March	19,237	
April	19,788	
May	19,787	
June	19,787	

QUALITY

	Quantity	Base Number	Contract	AT	Region	England
% of FP17s for the same patient ID Re-attending within 3 months - Children	82	1,530	5.4%	10.1%	11.6%	11.8%
% of FP17s for the same patient ID Re-attending within 3 months - Adults	271	4,126	6.6%	14.0%	15.1%	15.6%
% of FP17s for the same patient ID Re-attending between 3 & 9 months - Children	755	1,530	49.3%	62.0%	59.9%	58.8%
% of FP17s for the same patient ID Re-attending between 3 & 9 months - Adults	2,172	4,126	52.6%	55.1%	52.0%	51.0%
% of FP17s for Band 1 Urgent Courses	89	5,273	1.7%	6.8%	8.0%	9.0%
% of FP17s Relating to Free Repair or Replacements	59	5,273	1.1%	0.8%	0.8%	0.8%
% of FP17s Relating to Continuations	68	5,273	1.3%	1.1%	0.9%	0.9%
% of Patients satisfied with the dentistry they have received	2	2	N/A	92.0%	93.6%	93.2%
% of Patients satisfied with the time they had to wait for an appointment	2	2	N/A	87.2%	88.6%	88.3%

* This is based on patients treated on this contract for their most recent course of treatment. Figures in italics indicate the base number of FP17s or Patient Questionnaire responses are less than 100. N/A is shown where the base number of responses is less than 10 during the period. % is calculated as Quantity/Base number*100

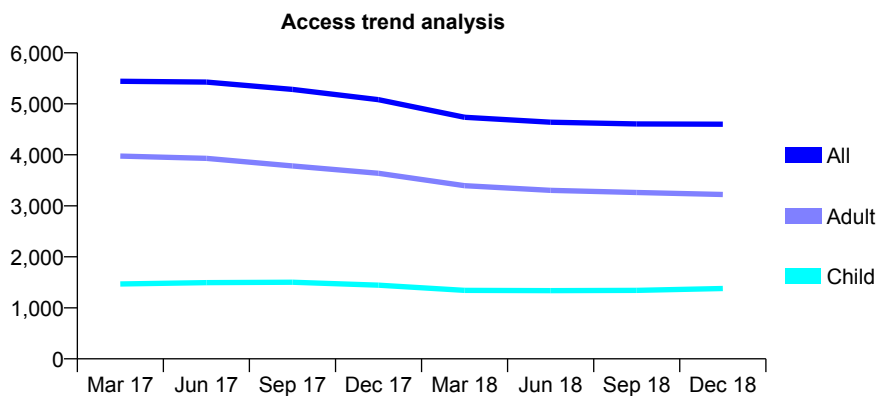
Q55 - Vital Signs At a Glance Contract Report for 101370/0076 - December 2018

Name or company name	Petrie Tucker & Partners Ltd
Contract type name	GDS Contract
Purpose of contract	General
Contract start date	01/04/2006
Contract end date	

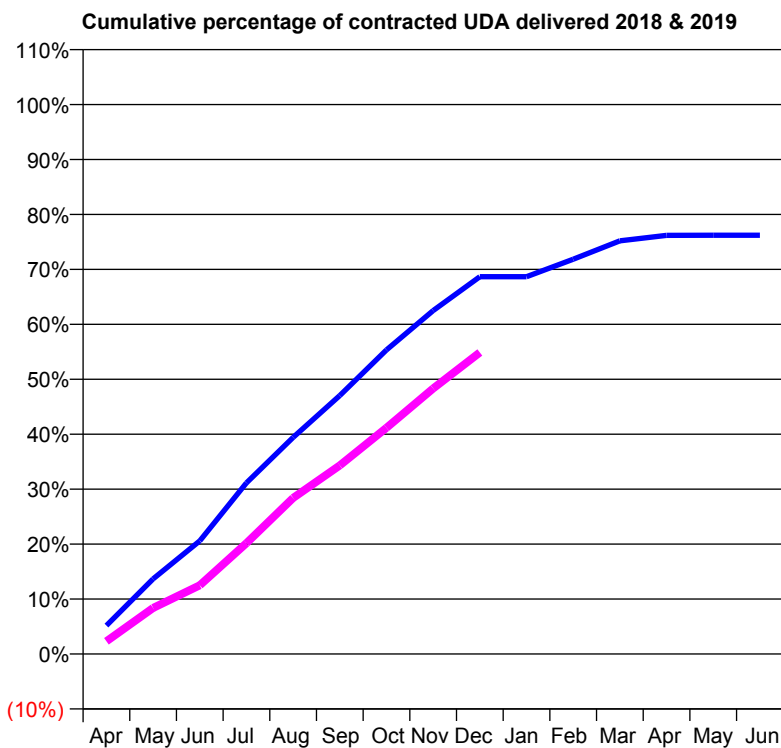
18/19 Contracted general activity (UDA)	18,058
Carry forward general activity (UDA)	0
18/19 Contracted orthodontic activity (UOA)	0
Carry forward orthodontic activity (UOA)	0
Baseline contract value	£500,339.97

ACCESS*

Patients seen in 24 months	Total	Change since previous quarter
Quarter ending December 2017	5,082	
Quarter ending March 2018	4,737	↓
Quarter ending June 2018	4,640	↓
Quarter ending September 2018	4,604	→
Quarter ending December 2018	4,600	→
Variance since December 2017	(9.5%)	↓



ACTIVITY



Month	Adjusted Scheduled Activity (UDA)	
	2018	2019
April	937	421
May	2,471	1,516
June	3,720	2,258
July	5,623	3,643
August	7,120	5,130
September	8,493	6,198
October	9,992	7,434
November	11,287	8,728
December	12,399	9,908
January	12,399	
February	12,975	
March	13,578	
April	13,758	
May	13,762	
June	13,764	

QUALITY

	Quantity	Base Number	Contract	AT	Region	England
% of FP17s for the same patient ID Re-attending within 3 months - Children	81	1,273	6.4%	10.1%	11.6%	11.8%
% of FP17s for the same patient ID Re-attending within 3 months - Adults	354	2,923	12.1%	14.0%	15.1%	15.6%
% of FP17s for the same patient ID Re-attending between 3 & 9 months - Children	418	1,273	32.8%	62.0%	59.9%	58.8%
% of FP17s for the same patient ID Re-attending between 3 & 9 months - Adults	1,002	2,923	34.3%	55.1%	52.0%	51.0%
% of FP17s for Band 1 Urgent Courses	203	4,046	5.0%	6.8%	8.0%	9.0%
% of FP17s Relating to Free Repair or Replacements	16	4,046	0.4%	0.8%	0.8%	0.8%
% of FP17s Relating to Continuations	78	4,046	1.9%	1.1%	0.9%	0.9%
% of Patients satisfied with the dentistry they have received	0	0	N/A	92.0%	93.6%	93.2%
% of Patients satisfied with the time they had to wait for an appointment	0	0	N/A	87.2%	88.6%	88.3%

* This is based on patients treated on this contract for their most recent course of treatment. Figures in italics indicate the base number of FP17s or Patient Questionnaire responses are less than 100. N/A is shown where the base number of responses is less than 10 during the period. % is calculated as Quantity/Base number*100

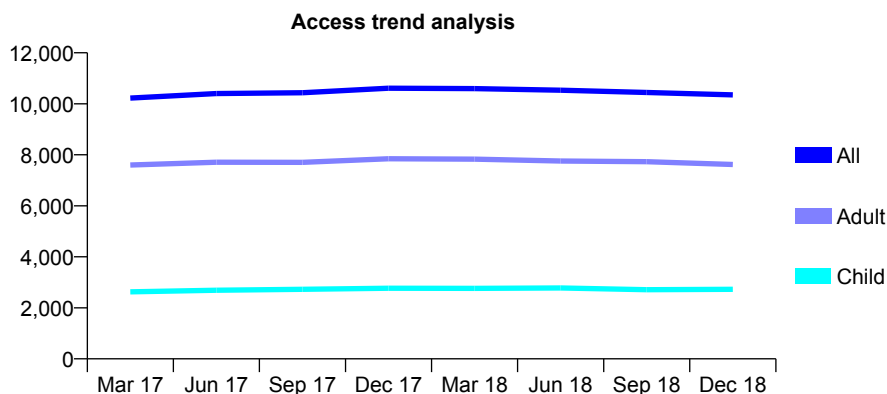
Q55 - Vital Signs At a Glance Contract Report for 101370/0077 - December 2018

Name or company name	Petrie Tucker & Partners Ltd
Contract type name	GDS Contract
Purpose of contract	General
Contract start date	01/04/2006
Contract end date	

18/19 Contracted general activity (UDA)	29,016
Carry forward general activity (UDA)	0
18/19 Contracted orthodontic activity (UOA)	0
Carry forward orthodontic activity (UOA)	0
Baseline contract value	£804,238.03

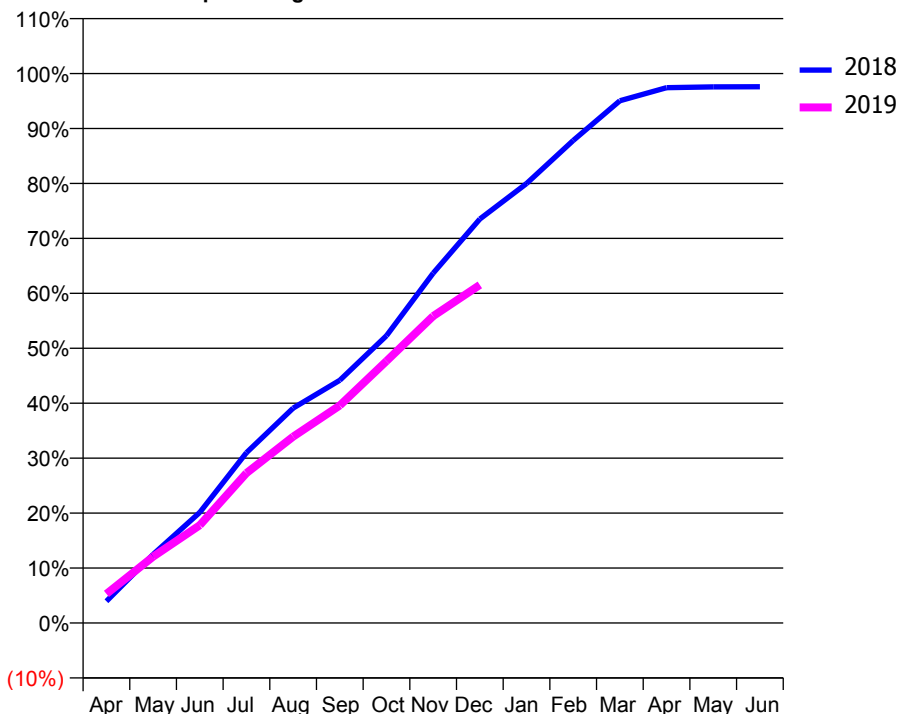
ACCESS*

Patients seen in 24 months	Total	Change since previous quarter
Quarter ending December 2017	10,612	
Quarter ending March 2018	10,595	→
Quarter ending June 2018	10,535	→
Quarter ending September 2018	10,442	→
Quarter ending December 2018	10,350	→
Variance since December 2017	(2.5%)	↓



ACTIVITY

Cumulative percentage of contracted UDA delivered 2018 & 2019



Month	Adjusted Scheduled Activity (UDA)	
	2018	2019
April	1,151	1,535
May	3,625	3,502
June	5,840	5,164
July	8,996	7,916
August	11,347	9,837
September	12,819	11,488
October	15,167	13,831
November	18,472	16,208
December	21,333	17,855
January	23,203	
February	25,479	
March	27,575	
April	28,271	
May	28,313	
June	28,318	

QUALITY

	Quantity	Base Number	Contract	AT	Region	England
% of FP17s for the same patient ID Re-attending within 3 months - Children	77	2,374	3.2%	10.1%	11.6%	11.8%
% of FP17s for the same patient ID Re-attending within 3 months - Adults	441	6,195	7.1%	14.0%	15.1%	15.6%
% of FP17s for the same patient ID Re-attending between 3 & 9 months - Children	1,242	2,374	52.3%	62.0%	59.9%	58.8%
% of FP17s for the same patient ID Re-attending between 3 & 9 months - Adults	3,237	6,195	52.3%	55.1%	52.0%	51.0%
% of FP17s for Band 1 Urgent Courses	358	8,162	4.4%	6.8%	8.0%	9.0%
% of FP17s Relating to Free Repair or Replacements	23	8,162	0.3%	0.8%	0.8%	0.8%
% of FP17s Relating to Continuations	37	8,162	0.5%	1.1%	0.9%	0.9%
% of Patients satisfied with the dentistry they have received	3	3	N/A	92.0%	93.6%	93.2%
% of Patients satisfied with the time they had to wait for an appointment	3	3	N/A	87.2%	88.6%	88.3%

* This is based on patients treated on this contract for their most recent course of treatment. Figures in italics indicate the base number of FP17s or Patient Questionnaire responses are less than 100. N/A is shown where the base number of responses is less than 10 during the period. % is calculated as Quantity/Base number*100

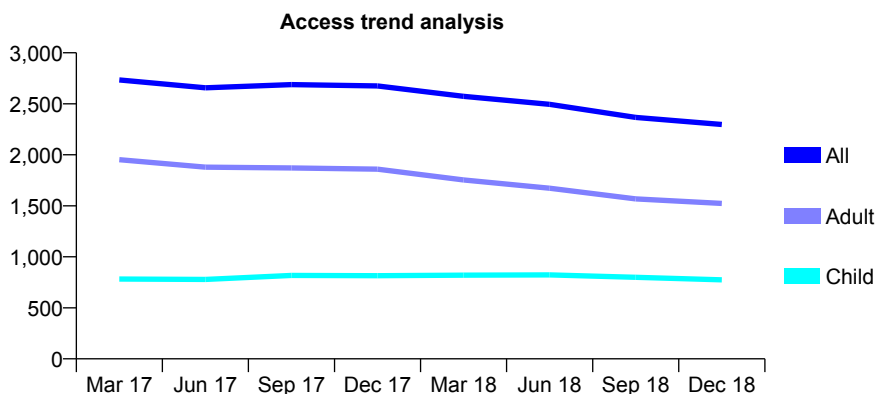
Q55 - Vital Signs At a Glance Contract Report for 101370/0078 - December 2018

Name or company name	Petrie Tucker & Partners Ltd
Contract type name	GDS Contract
Purpose of contract	General
Contract start date	01/04/2006
Contract end date	

18/19 Contracted general activity (UDA)	8,386
Carry forward general activity (UDA)	0
18/19 Contracted orthodontic activity (UOA)	0
Carry forward orthodontic activity (UOA)	0
Baseline contract value	£331,869.51

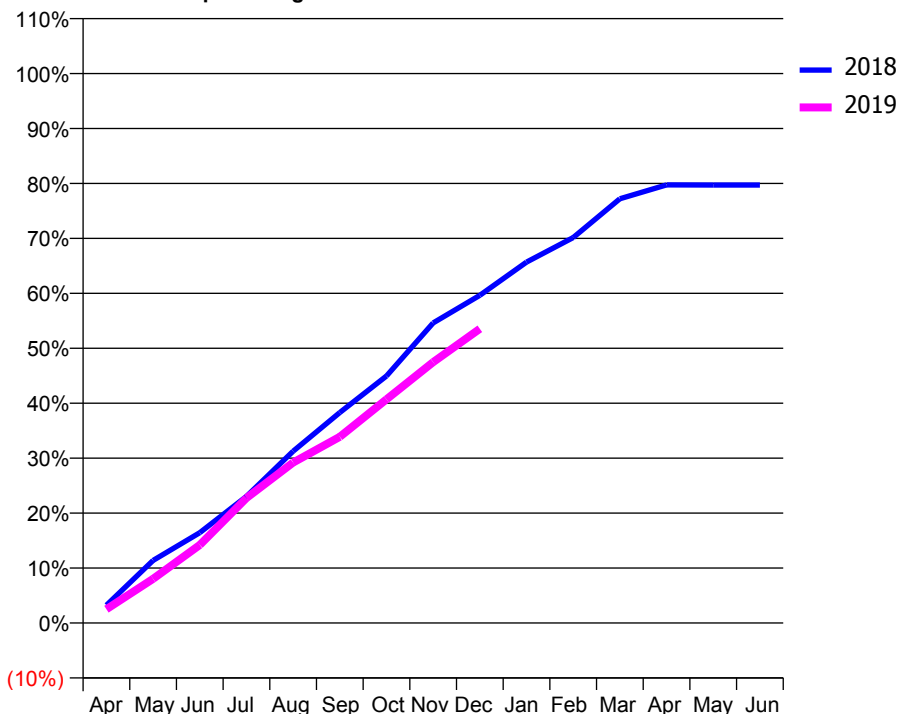
ACCESS*

Patients seen in 24 months	Total	Change since previous quarter
Quarter ending December 2017	2,675	
Quarter ending March 2018	2,573	↓
Quarter ending June 2018	2,495	↓
Quarter ending September 2018	2,367	↓
Quarter ending December 2018	2,298	↓
Variance since December 2017	(14.1%)	↓



ACTIVITY

Cumulative percentage of contracted UDA delivered 2018 & 2019



Month	Adjusted Scheduled Activity (UDA)	
	2018	2019
April	272	210
May	956	674
June	1,379	1,192
July	1,932	1,907
August	2,621	2,449
September	3,213	2,841
October	3,771	3,413
November	4,580	3,982
December	5,002	4,491
January	5,509	
February	5,883	
March	6,474	
April	6,686	
May	6,685	
June	6,685	

QUALITY

	Quantity	Base Number	Contract	AT	Region	England
% of FP17s for the same patient ID Re-attending within 3 months - Children	35	625	5.6%	10.1%	11.6%	11.8%
% of FP17s for the same patient ID Re-attending within 3 months - Adults	162	1,114	14.5%	14.0%	15.1%	15.6%
% of FP17s for the same patient ID Re-attending between 3 & 9 months - Children	233	625	37.3%	62.0%	59.9%	58.8%
% of FP17s for the same patient ID Re-attending between 3 & 9 months - Adults	399	1,114	35.8%	55.1%	52.0%	51.0%
% of FP17s for Band 1 Urgent Courses	0	1,674	0.0%	6.8%	8.0%	9.0%
% of FP17s Relating to Free Repair or Replacements	17	1,674	1.0%	0.8%	0.8%	0.8%
% of FP17s Relating to Continuations	71	1,674	4.2%	1.1%	0.9%	0.9%
% of Patients satisfied with the dentistry they have received	0	0	N/A	92.0%	93.6%	93.2%
% of Patients satisfied with the time they had to wait for an appointment	0	0	N/A	87.2%	88.6%	88.3%

* This is based on patients treated on this contract for their most recent course of treatment. Figures in italics indicate the base number of FP17s or Patient Questionnaire responses are less than 100. N/A is shown where the base number of responses is less than 10 during the period. % is calculated as Quantity/Base number*100

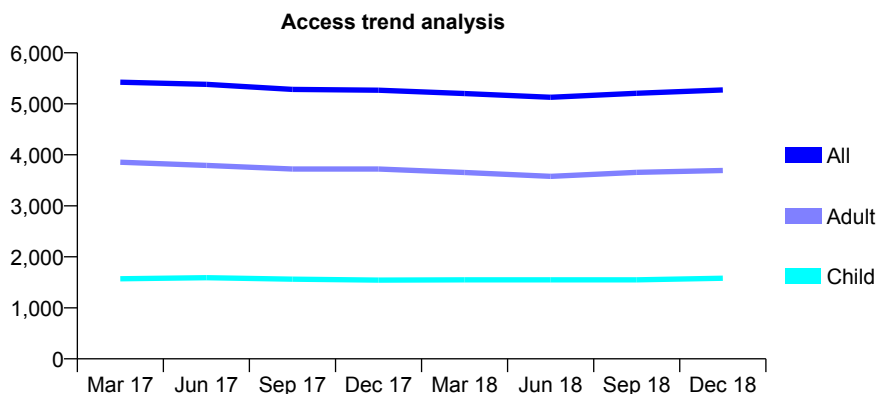
Q55 - Vital Signs At a Glance Contract Report for 101370/0079 - December 2018

Name or company name	Petrie Tucker & Partners Ltd
Contract type name	GDS Contract
Purpose of contract	General
Contract start date	01/04/2006
Contract end date	

18/19 Contracted general activity (UDA)	14,432
Carry forward general activity (UDA)	0
18/19 Contracted orthodontic activity (UOA)	0
Carry forward orthodontic activity (UOA)	0
Baseline contract value	£399,162.30

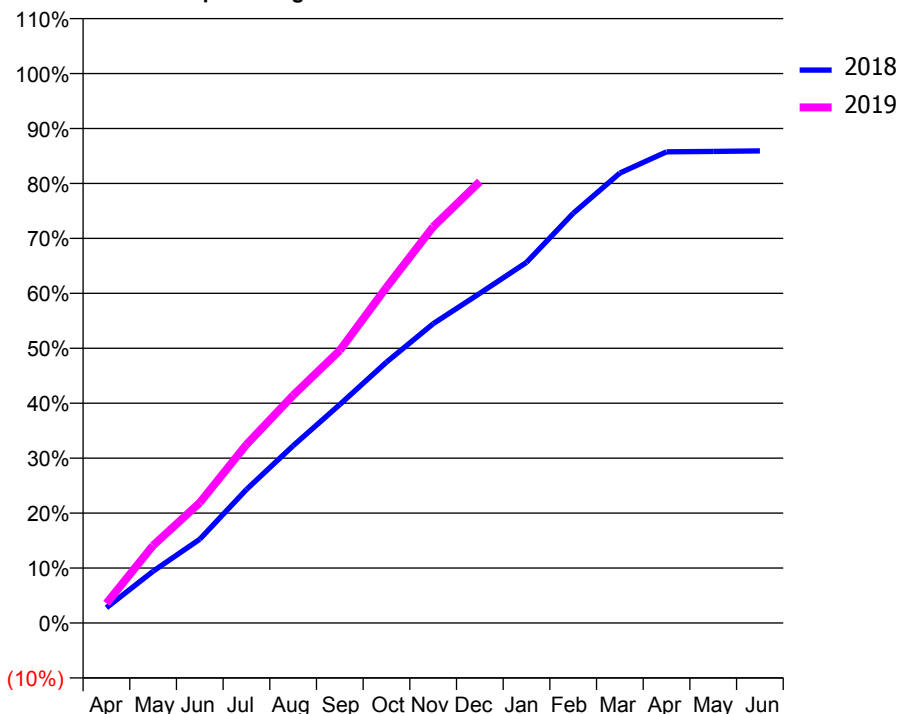
ACCESS*

Patients seen in 24 months	Total	Change since previous quarter
Quarter ending December 2017	5,266	
Quarter ending March 2018	5,202	↓
Quarter ending June 2018	5,128	↓
Quarter ending September 2018	5,206	→
Quarter ending December 2018	5,273	→
Variance since December 2017	0.1%	→



ACTIVITY

Cumulative percentage of contracted UDA delivered 2018 & 2019



Month	Adjusted Scheduled Activity (UDA)	
	2018	2019
April	402	516
May	1,360	2,035
June	2,203	3,159
July	3,506	4,686
August	4,657	5,979
September	5,739	7,160
October	6,853	8,816
November	7,859	10,407
December	8,659	11,593
January	9,471	
February	10,761	
March	11,819	
April	12,375	
May	12,387	
June	12,399	

QUALITY

	Quantity	Base Number	Contract	AT	Region	England
% of FP17s for the same patient ID Re-attending within 3 months - Children	61	1,459	4.2%	10.1%	11.6%	11.8%
% of FP17s for the same patient ID Re-attending within 3 months - Adults	223	3,101	7.2%	14.0%	15.1%	15.6%
% of FP17s for the same patient ID Re-attending between 3 & 9 months - Children	597	1,459	40.9%	62.0%	59.9%	58.8%
% of FP17s for the same patient ID Re-attending between 3 & 9 months - Adults	1,171	3,101	37.8%	55.1%	52.0%	51.0%
% of FP17s for Band 1 Urgent Courses	176	4,339	4.1%	6.8%	8.0%	9.0%
% of FP17s Relating to Free Repair or Replacements	24	4,339	0.6%	0.8%	0.8%	0.8%
% of FP17s Relating to Continuations	52	4,339	1.2%	1.1%	0.9%	0.9%
% of Patients satisfied with the dentistry they have received	1	1	N/A	92.0%	93.6%	93.2%
% of Patients satisfied with the time they had to wait for an appointment	0	1	N/A	87.2%	88.6%	88.3%

* This is based on patients treated on this contract for their most recent course of treatment. Figures in italics indicate the base number of FP17s or Patient Questionnaire responses are less than 100. N/A is shown where the base number of responses is less than 10 during the period. % is calculated as Quantity/Base number*100

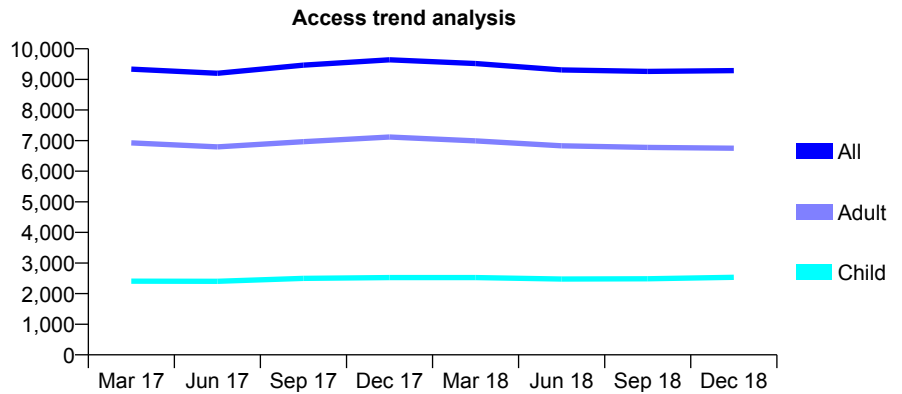
Q55 - Vital Signs At a Glance Contract Report for 101370/0080 - December 2018

Name or company name	Petrie Tucker & Partners Ltd
Contract type name	GDS Contract
Purpose of contract	General
Contract start date	01/04/2006
Contract end date	

18/19 Contracted general activity (UDA)	52,053
Carry forward general activity (UDA)	0
18/19 Contracted orthodontic activity (UOA)	0
Carry forward orthodontic activity (UOA)	0
Baseline contract value	£1,349,390.67

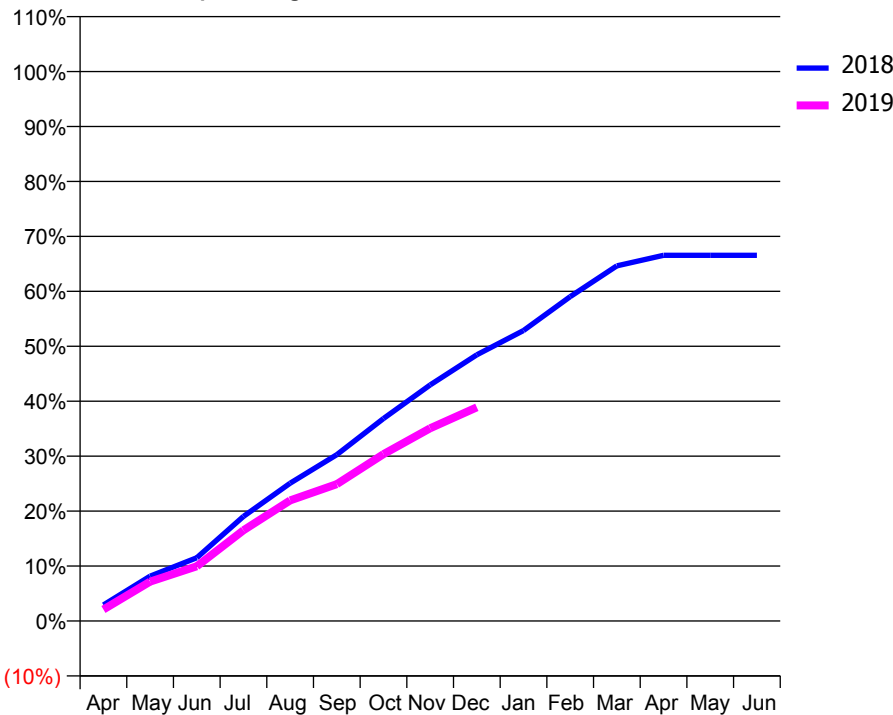
ACCESS*

Patients seen in 24 months	Total	Change since previous quarter
Quarter ending December 2017	9,642	
Quarter ending March 2018	9,518	↓
Quarter ending June 2018	9,309	↓
Quarter ending September 2018	9,263	→
Quarter ending December 2018	9,288	→
Variance since December 2017	(3.7%)	↓



ACTIVITY

Cumulative percentage of contracted UDA delivered 2018 & 2019



Month	Adjusted Scheduled Activity (UDA)	
	2018	2019
April	1,526	1,087
May	4,255	3,728
June	5,993	5,191
July	9,908	8,599
August	13,058	11,425
September	15,760	12,964
October	19,183	15,804
November	22,360	18,260
December	25,215	20,238
January	27,521	
February	30,731	
March	33,646	
April	34,639	
May	34,643	
June	34,642	

QUALITY

	Quantity	Base Number	Contract	AT	Region	England
% of FP17s for the same patient ID Re-attending within 3 months - Children	182	1,934	9.4%	10.1%	11.6%	11.8%
% of FP17s for the same patient ID Re-attending within 3 months - Adults	975	5,102	19.1%	14.0%	15.1%	15.6%
% of FP17s for the same patient ID Re-attending between 3 & 9 months - Children	717	1,934	37.1%	62.0%	59.9%	58.8%
% of FP17s for the same patient ID Re-attending between 3 & 9 months - Adults	1,750	5,102	34.3%	55.1%	52.0%	51.0%
% of FP17s for Band 1 Urgent Courses	870	6,666	13.1%	6.8%	8.0%	9.0%
% of FP17s Relating to Free Repair or Replacements	19	6,666	0.3%	0.8%	0.8%	0.8%
% of FP17s Relating to Continuations	151	6,666	2.3%	1.1%	0.9%	0.9%
% of Patients satisfied with the dentistry they have received	3	3	N/A	92.0%	93.6%	93.2%
% of Patients satisfied with the time they had to wait for an appointment	2	3	N/A	87.2%	88.6%	88.3%

* This is based on patients treated on this contract for their most recent course of treatment. Figures in italics indicate the base number of FP17s or Patient Questionnaire responses are less than 100. N/A is shown where the base number of responses is less than 10 during the period. % is calculated as Quantity/Base number*100

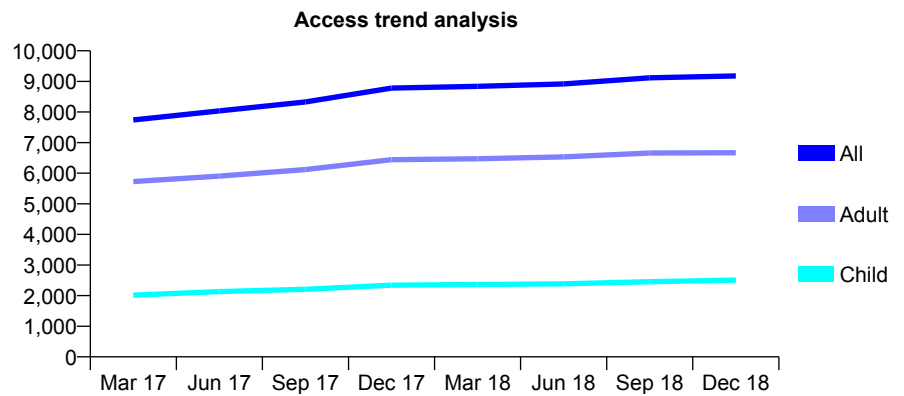
Q55 - Vital Signs At a Glance Contract Report for 101370/0091 - December 2018

Name or company name	Petrie Tucker & Partners Ltd
Contract type name	GDS Contract
Purpose of contract	General
Contract start date	01/04/2007
Contract end date	

18/19 Contracted general activity (UDA)	27,705
Carry forward general activity (UDA)	-554
18/19 Contracted orthodontic activity (UOA)	0
Carry forward orthodontic activity (UOA)	0
Baseline contract value	£810,290.01

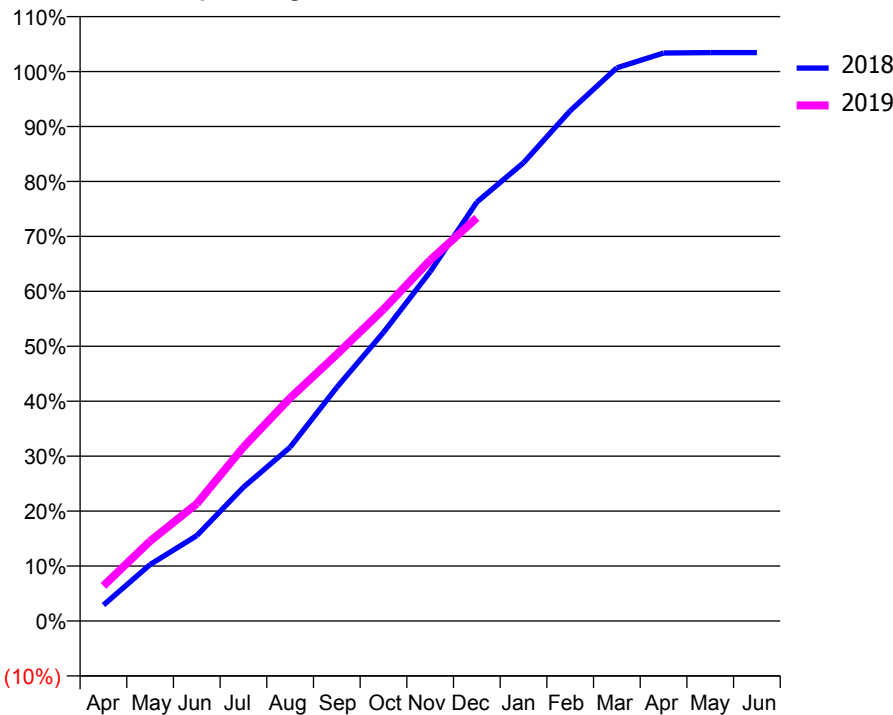
ACCESS*

Patients seen in 24 months	Total	Change since previous quarter
Quarter ending December 2017	8,784	
Quarter ending March 2018	8,840	→
Quarter ending June 2018	8,919	→
Quarter ending September 2018	9,118	↑
Quarter ending December 2018	9,179	→
Variance since December 2017	4.5%	↑



ACTIVITY

Cumulative percentage of contracted UDA delivered 2018 & 2019



Month	Adjusted Scheduled Activity (UDA)	
	2018	2019
April	800	1,775
May	2,848	4,029
June	4,308	5,914
July	6,749	8,771
August	8,764	11,247
September	11,780	13,444
October	14,550	15,716
November	17,611	18,197
December	21,119	20,325
January	23,102	
February	25,728	
March	27,892	
April	28,640	
May	28,654	
June	28,654	

QUALITY

	Quantity	Base Number	Contract	AT	Region	England
% of FP17s for the same patient ID Re-attending within 3 months - Children	115	2,349	4.9%	10.1%	11.6%	11.8%
% of FP17s for the same patient ID Re-attending within 3 months - Adults	540	6,179	8.7%	14.0%	15.1%	15.6%
% of FP17s for the same patient ID Re-attending between 3 & 9 months - Children	1,183	2,349	50.4%	62.0%	59.9%	58.8%
% of FP17s for the same patient ID Re-attending between 3 & 9 months - Adults	3,062	6,179	49.6%	55.1%	52.0%	51.0%
% of FP17s for Band 1 Urgent Courses	340	8,239	4.1%	6.8%	8.0%	9.0%
% of FP17s Relating to Free Repair or Replacements	29	8,239	0.4%	0.8%	0.8%	0.8%
% of FP17s Relating to Continuations	86	8,239	1.0%	1.1%	0.9%	0.9%
% of Patients satisfied with the dentistry they have received	2	2	N/A	92.0%	93.6%	93.2%
% of Patients satisfied with the time they had to wait for an appointment	2	2	N/A	87.2%	88.6%	88.3%

* This is based on patients treated on this contract for their most recent course of treatment. Figures in italics indicate the base number of FP17s or Patient Questionnaire responses are less than 100. N/A is shown where the base number of responses is less than 10 during the period. % is calculated as Quantity/Base number*100

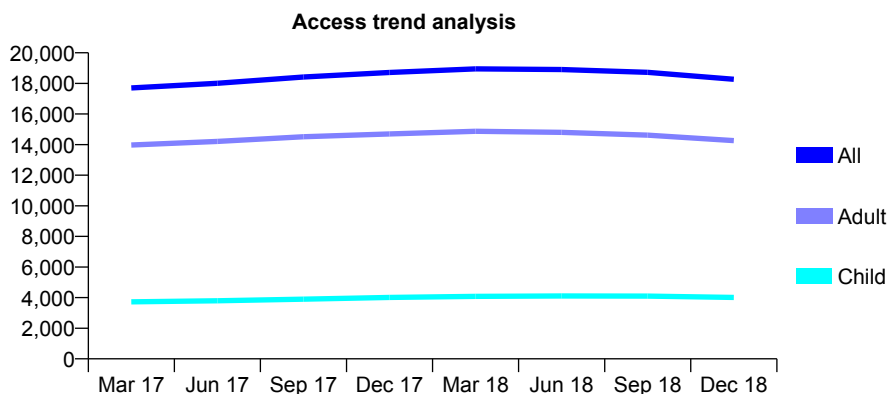
Q55 - Vital Signs At a Glance Contract Report for 101435/0064 - December 2018

Name or company name	IDH Limited
Contract type name	GDS Contract
Purpose of contract	General and Orthodontic
Contract start date	21/07/2007
Contract end date	

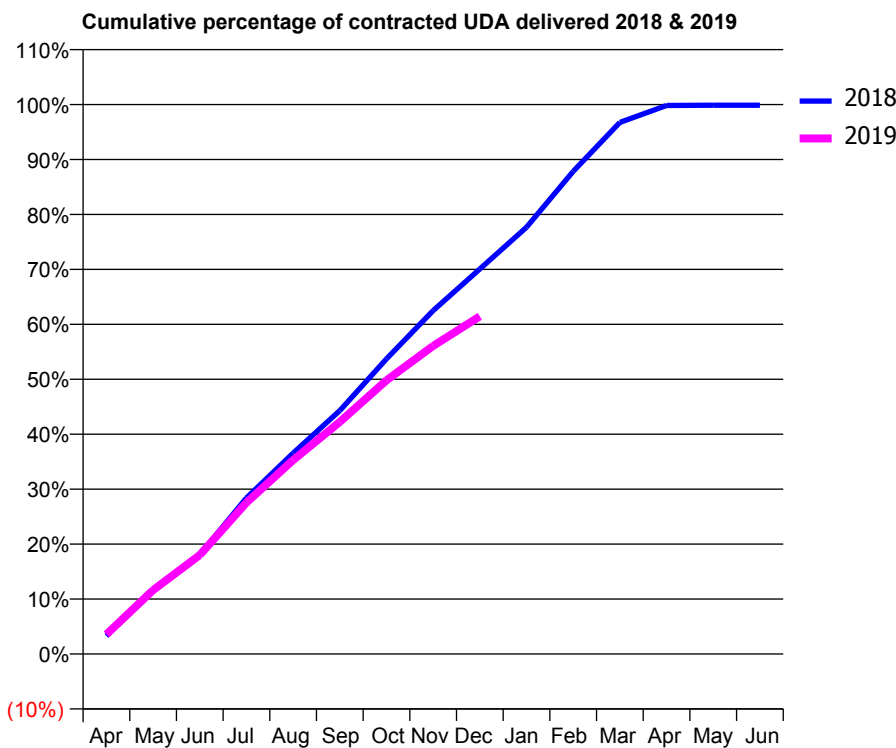
18/19 Contracted general activity (UDA)	49,253
Carry forward general activity (UDA)	0
18/19 Contracted orthodontic activity (UOA)	1,392
Carry forward orthodontic activity (UOA)	0
Baseline contract value	£1,129,846.92

ACCESS*

Patients seen in 24 months	Total	Change since previous quarter
Quarter ending December 2017	18,717	
Quarter ending March 2018	18,952	→
Quarter ending June 2018	18,906	→
Quarter ending September 2018	18,719	→
Quarter ending December 2018	18,272	↓
Variance since December 2017	(2.4%)	↓



ACTIVITY



Month	Adjusted Scheduled Activity (UDA)	
	2018	2019
April	1,616	1,758
May	5,696	5,730
June	8,908	8,875
July	13,988	13,570
August	18,010	17,387
September	21,818	20,799
October	26,462	24,534
November	30,786	27,619
December	34,506	30,270
January	38,258	
February	43,267	
March	47,645	
April	49,171	
May	49,193	
June	49,192	

QUALITY

	Quantity	Base Number	Contract	AT	Region	England
% of FP17s for the same patient ID Re-attending within 3 months - Children	245	4,261	5.7%	10.1%	11.6%	11.8%
% of FP17s for the same patient ID Re-attending within 3 months - Adults	1,571	13,381	11.7%	14.0%	15.1%	15.6%
% of FP17s for the same patient ID Re-attending between 3 & 9 months - Children	2,801	4,261	65.7%	62.0%	59.9%	58.8%
% of FP17s for the same patient ID Re-attending between 3 & 9 months - Adults	6,750	13,381	50.4%	55.1%	52.0%	51.0%
% of FP17s for Band 1 Urgent Courses	1,015	16,897	6.0%	6.8%	8.0%	9.0%
% of FP17s Relating to Free Repair or Replacements	183	16,897	1.1%	0.8%	0.8%	0.8%
% of FP17s Relating to Continuations	273	16,897	1.6%	1.1%	0.9%	0.9%
% of Patients satisfied with the dentistry they have received	7	9	N/A	92.0%	93.6%	93.2%
% of Patients satisfied with the time they had to wait for an appointment	8	9	N/A	87.2%	88.6%	88.3%

* This is based on patients treated on this contract for their most recent course of treatment. Figures in italics indicate the base number of FP17s or Patient Questionnaire responses are less than 100. N/A is shown where the base number of responses is less than 10 during the period. % is calculated as Quantity/Base number*100

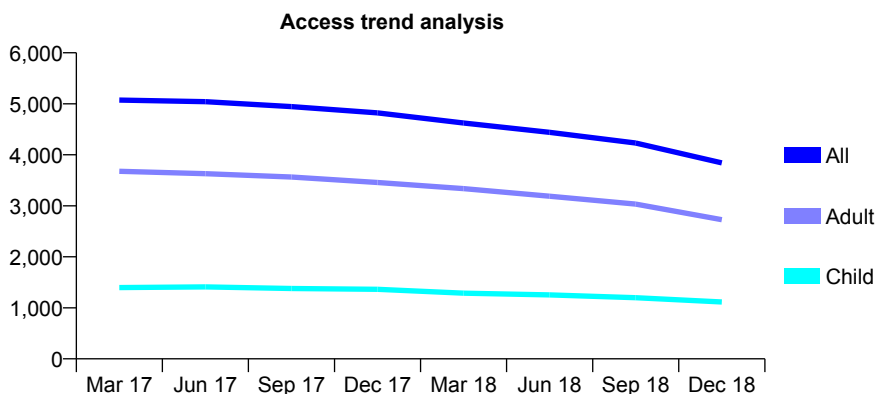
Q55 - Vital Signs At a Glance Contract Report for 101656/0004 - December 2018

Name or company name	Arnold Dental Care Partnership
Contract type name	GDS Contract
Purpose of contract	General
Contract start date	01/01/2015
Contract end date	01/11/2018

18/19 Contracted general activity (UDA)	8,683
Carry forward general activity (UDA)	0
18/19 Contracted orthodontic activity (UOA)	0
Carry forward orthodontic activity (UOA)	0
Baseline contract value	£246,040.58

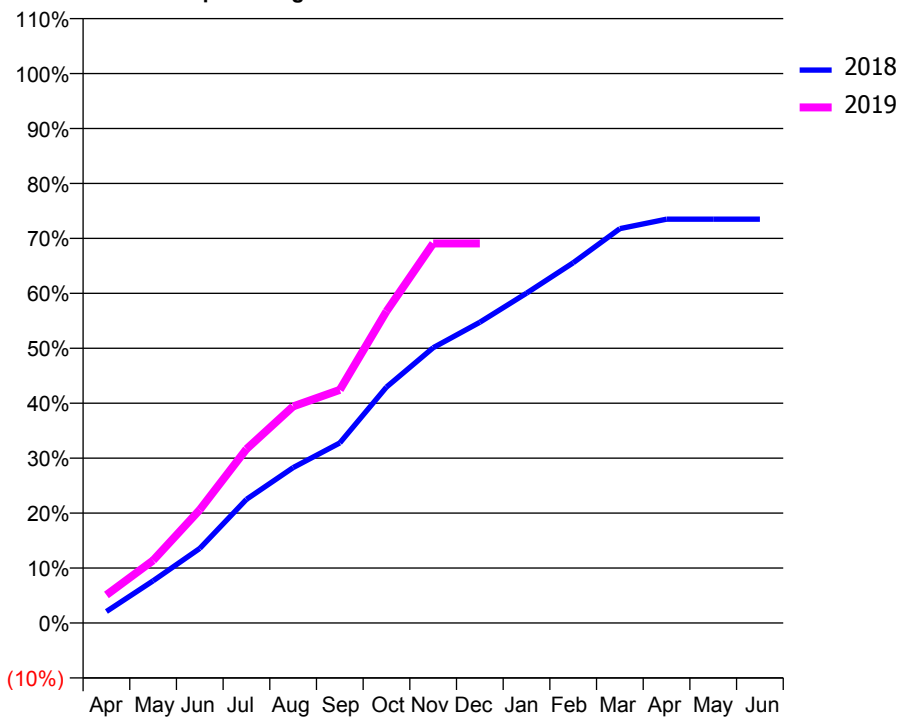
ACCESS*

Patients seen in 24 months	Total	Change since previous quarter
Quarter ending December 2017	4,821	
Quarter ending March 2018	4,624	↓
Quarter ending June 2018	4,441	↓
Quarter ending September 2018	4,232	↓
Quarter ending December 2018	3,843	↓
Variance since December 2017	(20.3%)	↓



ACTIVITY

Cumulative percentage of contracted UDA delivered 2018 & 2019



Month	Adjusted Scheduled Activity (UDA)	
	2018	2019
April	310	443
May	1,136	989
June	2,012	1,789
July	3,333	2,748
August	4,190	3,424
September	4,855	3,684
October	6,360	4,925
November	7,421	5,997
December	8,109	5,997
January	8,891	
February	9,712	
March	10,630	
April	10,889	
May	10,889	
June	10,889	

QUALITY

	Quantity	Base Number	Contract	AT	Region	England
% of FP17s for the same patient ID Re-attending within 3 months - Children	64	1,126	5.7%	10.1%	11.6%	11.8%
% of FP17s for the same patient ID Re-attending within 3 months - Adults	307	2,785	11.0%	14.0%	15.1%	15.6%
% of FP17s for the same patient ID Re-attending between 3 & 9 months - Children	673	1,126	59.8%	62.0%	59.9%	58.8%
% of FP17s for the same patient ID Re-attending between 3 & 9 months - Adults	1,634	2,785	58.7%	55.1%	52.0%	51.0%
% of FP17s for Band 1 Urgent Courses	351	3,750	9.4%	6.8%	8.0%	9.0%
% of FP17s Relating to Free Repair or Replacements	29	3,750	0.8%	0.8%	0.8%	0.8%
% of FP17s Relating to Continuations	23	3,750	0.6%	1.1%	0.9%	0.9%
% of Patients satisfied with the dentistry they have received	1	1	N/A	92.0%	93.6%	93.2%
% of Patients satisfied with the time they had to wait for an appointment	1	1	N/A	87.2%	88.6%	88.3%

* This is based on patients treated on this contract for their most recent course of treatment. Figures in italics indicate the base number of FP17s or Patient Questionnaire responses are less than 100. N/A is shown where the base number of responses is less than 10 during the period. % is calculated as Quantity/Base number*100

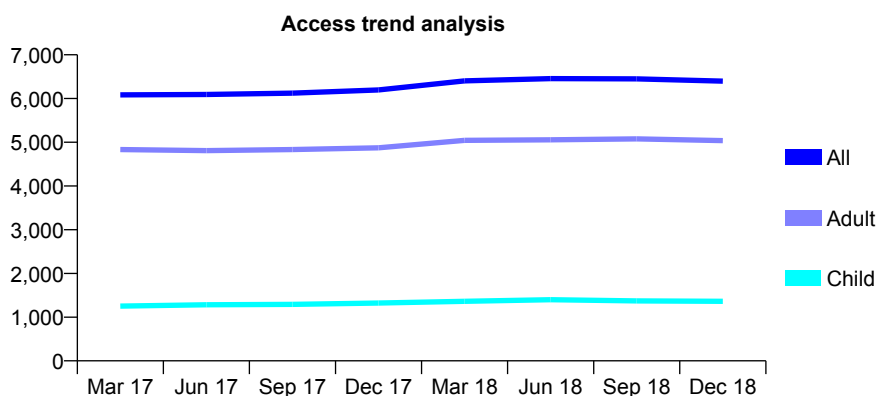
Q55 - Vital Signs At a Glance Contract Report for 103667/0001 - December 2018

Name or company name	White House Dental Care Limited
Contract type name	GDS Contract
Purpose of contract	General
Contract start date	01/05/2010
Contract end date	

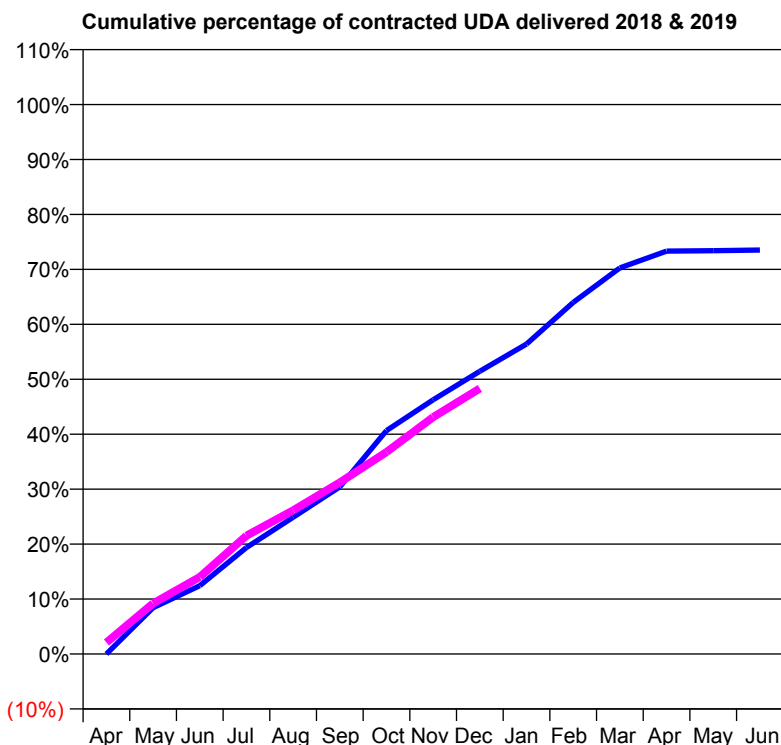
18/19 Contracted general activity (UDA)	29,000
Carry forward general activity (UDA)	0
18/19 Contracted orthodontic activity (UOA)	0
Carry forward orthodontic activity (UOA)	0
Baseline contract value	£698,345.41

ACCESS*

Patients seen in 24 months	Total	Change since previous quarter
Quarter ending December 2017	6,196	
Quarter ending March 2018	6,404	↑
Quarter ending June 2018	6,455	→
Quarter ending September 2018	6,449	→
Quarter ending December 2018	6,399	→
Variance since December 2017	3.3%	↑



ACTIVITY



Month	Adjusted Scheduled Activity (UDA)	
	2018	2019
April	0	606
May	2,447	2,670
June	3,605	4,067
July	5,618	6,247
August	7,217	7,583
September	8,824	9,056
October	11,794	10,660
November	13,418	12,502
December	14,920	14,013
January	16,359	
February	18,552	
March	20,378	
April	21,261	
May	21,284	
June	21,321	

QUALITY

	Quantity	Base Number	Contract	AT	Region	England
% of FP17s for the same patient ID Re-attending within 3 months - Children	82	1,219	6.7%	10.1%	11.6%	11.8%
% of FP17s for the same patient ID Re-attending within 3 months - Adults	337	4,666	7.2%	14.0%	15.1%	15.6%
% of FP17s for the same patient ID Re-attending between 3 & 9 months - Children	694	1,219	56.9%	62.0%	59.9%	58.8%
% of FP17s for the same patient ID Re-attending between 3 & 9 months - Adults	2,762	4,666	59.2%	55.1%	52.0%	51.0%
% of FP17s for Band 1 Urgent Courses	151	5,548	2.7%	6.8%	8.0%	9.0%
% of FP17s Relating to Free Repair or Replacements	44	5,548	0.8%	0.8%	0.8%	0.8%
% of FP17s Relating to Continuations	48	5,548	0.9%	1.1%	0.9%	0.9%
% of Patients satisfied with the dentistry they have received	2	3	N/A	92.0%	93.6%	93.2%
% of Patients satisfied with the time they had to wait for an appointment	2	3	N/A	87.2%	88.6%	88.3%

* This is based on patients treated on this contract for their most recent course of treatment. Figures in italics indicate the base number of FP17s or Patient Questionnaire responses are less than 100. N/A is shown where the base number of responses is less than 10 during the period. % is calculated as Quantity/Base number*100

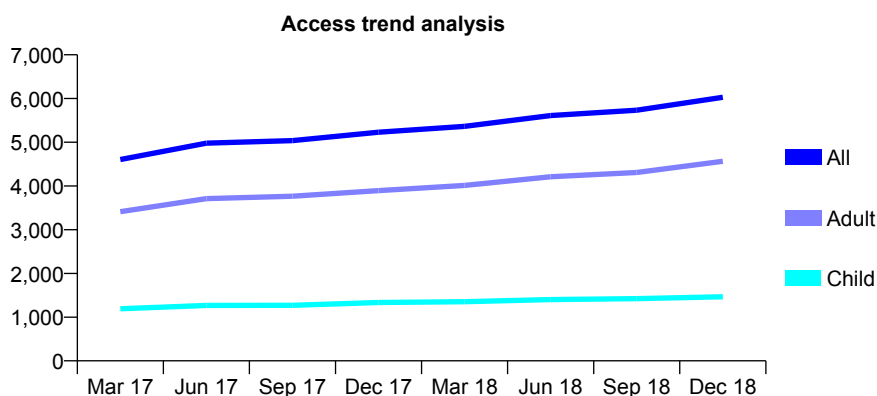
Q55 - Vital Signs At a Glance Contract Report for 104167/0001 - December 2018

Name or company name	TSA Care Limited
Contract type name	GDS Contract
Purpose of contract	General
Contract start date	01/08/2010
Contract end date	

18/19 Contracted general activity (UDA)	15,453
Carry forward general activity (UDA)	0
18/19 Contracted orthodontic activity (UOA)	0
Carry forward orthodontic activity (UOA)	0
Baseline contract value	£406,388.85

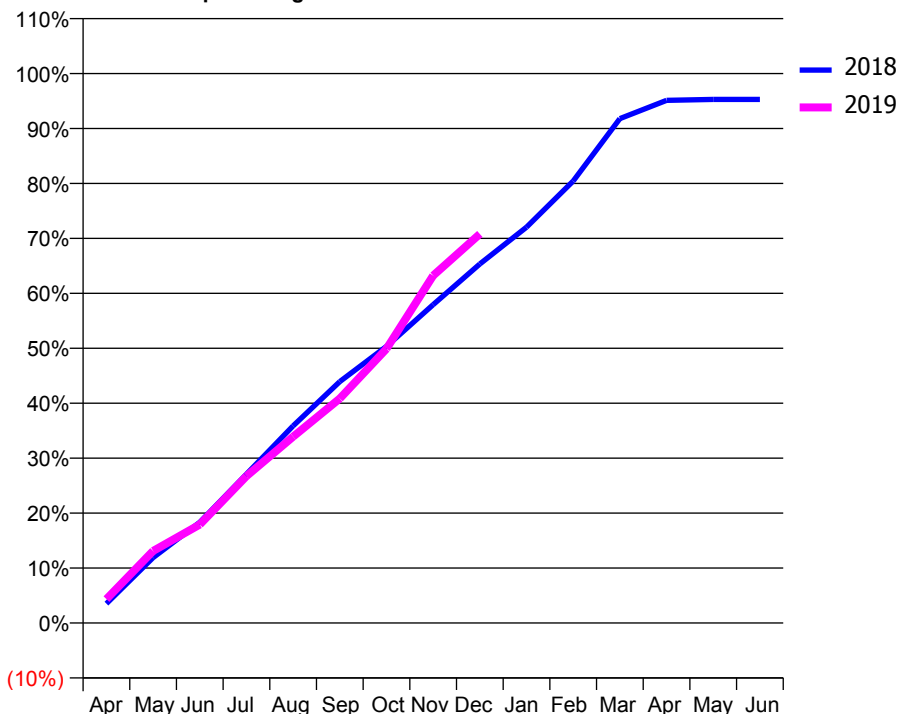
ACCESS*

Patients seen in 24 months	Total	Change since previous quarter
Quarter ending December 2017	5,228	
Quarter ending March 2018	5,364	↑
Quarter ending June 2018	5,610	↑
Quarter ending September 2018	5,732	↑
Quarter ending December 2018	6,030	↑
Variance since December 2017	15.3%	↑



ACTIVITY

Cumulative percentage of contracted UDA delivered 2018 & 2019



Month	Adjusted Scheduled Activity (UDA)	
	2018	2019
April	547	674
May	1,839	2,025
June	2,834	2,769
July	4,188	4,131
August	5,544	5,241
September	6,788	6,313
October	7,780	7,713
November	8,952	9,769
December	10,097	10,941
January	11,132	
February	12,429	
March	14,184	
April	14,699	
May	14,725	
June	14,725	

QUALITY

	Quantity	Base Number	Contract	AT	Region	England
% of FP17s for the same patient ID Re-attending within 3 months - Children	93	1,809	5.1%	10.1%	11.6%	11.8%
% of FP17s for the same patient ID Re-attending within 3 months - Adults	445	5,403	8.2%	14.0%	15.1%	15.6%
% of FP17s for the same patient ID Re-attending between 3 & 9 months - Children	1,284	1,809	71.0%	62.0%	59.9%	58.8%
% of FP17s for the same patient ID Re-attending between 3 & 9 months - Adults	3,618	5,403	67.0%	55.1%	52.0%	51.0%
% of FP17s for Band 1 Urgent Courses	178	6,369	2.8%	6.8%	8.0%	9.0%
% of FP17s Relating to Free Repair or Replacements	46	6,369	0.7%	0.8%	0.8%	0.8%
% of FP17s Relating to Continuations	54	6,369	0.8%	1.1%	0.9%	0.9%
% of Patients satisfied with the dentistry they have received	1	1	N/A	92.0%	93.6%	93.2%
% of Patients satisfied with the time they had to wait for an appointment	1	1	N/A	87.2%	88.6%	88.3%

* This is based on patients treated on this contract for their most recent course of treatment. Figures in italics indicate the base number of FP17s or Patient Questionnaire responses are less than 100. N/A is shown where the base number of responses is less than 10 during the period. % is calculated as Quantity/Base number*100

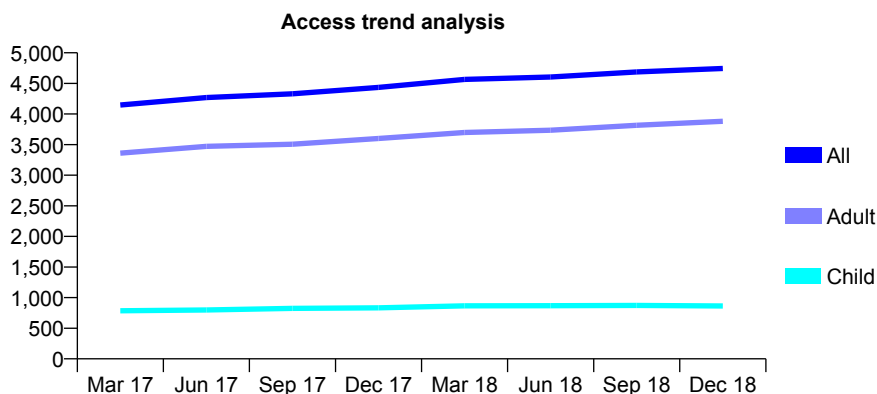
Q55 - Vital Signs At a Glance Contract Report for 104426/0001 - December 2018

Name or company name	Parklands Dental Care
Contract type name	GDS Contract
Purpose of contract	General
Contract start date	01/04/2006
Contract end date	

18/19 Contracted general activity (UDA)	13,579
Carry forward general activity (UDA)	0
18/19 Contracted orthodontic activity (UOA)	0
Carry forward orthodontic activity (UOA)	0
Baseline contract value	£330,971.03

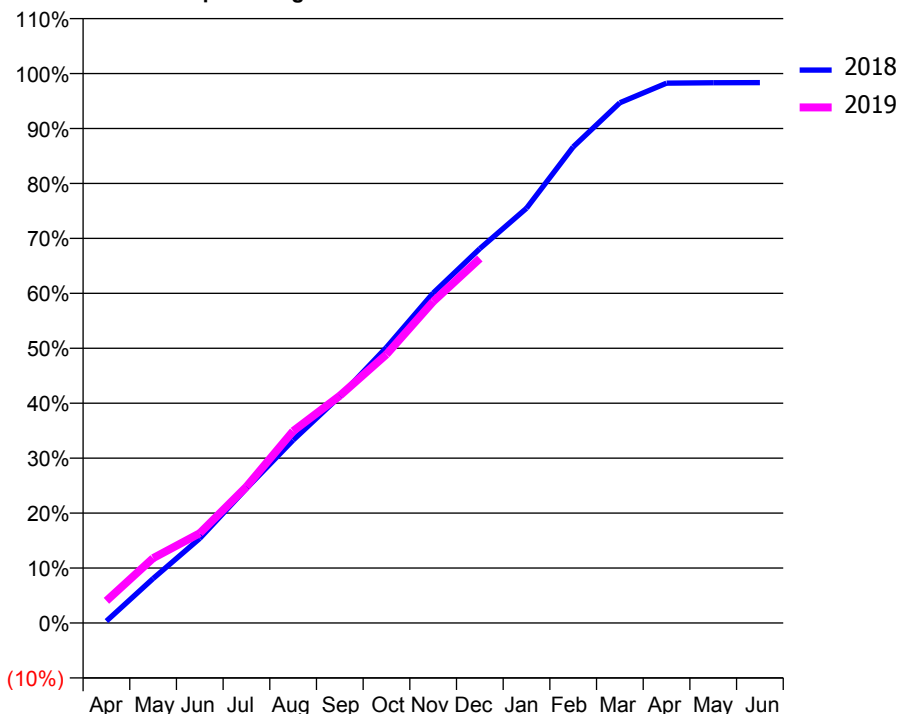
ACCESS*

Patients seen in 24 months	Total	Change since previous quarter
Quarter ending December 2017	4,435	
Quarter ending March 2018	4,565	↑
Quarter ending June 2018	4,604	→
Quarter ending September 2018	4,688	→
Quarter ending December 2018	4,745	→
Variance since December 2017	7.0%	↑



ACTIVITY

Cumulative percentage of contracted UDA delivered 2018 & 2019



Month	Adjusted Scheduled Activity (UDA)	
	2018	2019
April	47	547
May	1,058	1,602
June	2,014	2,220
July	3,204	3,369
August	4,351	4,742
September	5,395	5,615
October	6,561	6,640
November	7,855	7,944
December	8,910	9,009
January	9,873	
February	11,333	
March	12,383	
April	12,850	
May	12,860	
June	12,861	

QUALITY

	Quantity	Base Number	Contract	AT	Region	England
% of FP17s for the same patient ID Re-attending within 3 months - Children	90	975	9.2%	10.1%	11.6%	11.8%
% of FP17s for the same patient ID Re-attending within 3 months - Adults	671	4,185	16.0%	14.0%	15.1%	15.6%
% of FP17s for the same patient ID Re-attending between 3 & 9 months - Children	586	975	60.1%	62.0%	59.9%	58.8%
% of FP17s for the same patient ID Re-attending between 3 & 9 months - Adults	2,185	4,185	52.2%	55.1%	52.0%	51.0%
% of FP17s for Band 1 Urgent Courses	610	4,938	12.4%	6.8%	8.0%	9.0%
% of FP17s Relating to Free Repair or Replacements	39	4,938	0.8%	0.8%	0.8%	0.8%
% of FP17s Relating to Continuations	17	4,938	0.3%	1.1%	0.9%	0.9%
% of Patients satisfied with the dentistry they have received	1	1	N/A	92.0%	93.6%	93.2%
% of Patients satisfied with the time they had to wait for an appointment	1	1	N/A	87.2%	88.6%	88.3%

* This is based on patients treated on this contract for their most recent course of treatment. Figures in italics indicate the base number of FP17s or Patient Questionnaire responses are less than 100. N/A is shown where the base number of responses is less than 10 during the period. % is calculated as Quantity/Base number*100

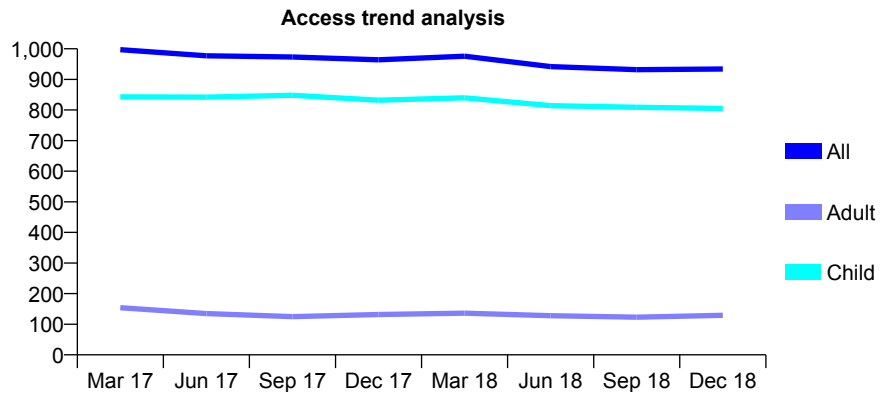
Q55 - Vital Signs At a Glance Contract Report for 104736/0001 - December 2018

Name or company name	Compton Acres Dental Practice LTD
Contract type name	GDS Contract
Purpose of contract	General
Contract start date	01/07/2009
Contract end date	

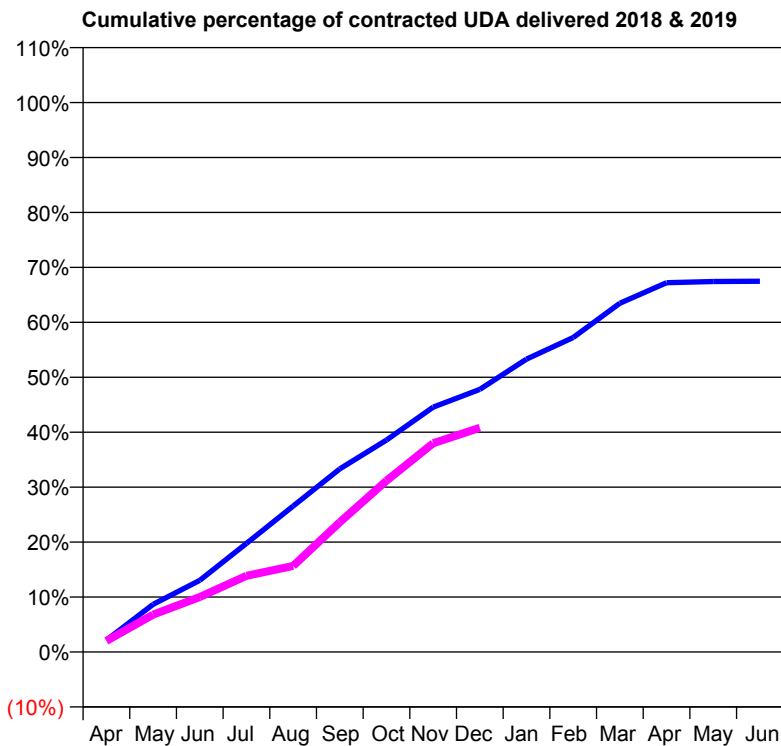
18/19 Contracted general activity (UDA)	2,182
Carry forward general activity (UDA)	0
18/19 Contracted orthodontic activity (UOA)	0
Carry forward orthodontic activity (UOA)	0
Baseline contract value	£53,289.33

ACCESS*

Patients seen in 24 months	Total	Change since previous quarter
Quarter ending December 2017	964	
Quarter ending March 2018	976	→
Quarter ending June 2018	942	↓
Quarter ending September 2018	932	↓
Quarter ending December 2018	934	→
Variance since December 2017	(3.1%)	↓



ACTIVITY



Month	Adjusted Scheduled Activity (UDA)	
	2018	2019
April	47	44
May	189	148
June	284	218
July	431	303
August	580	342
September	727	515
October	842	680
November	973	829
December	1,043	890
January	1,163	
February	1,249	
March	1,385	
April	1,466	
May	1,471	
June	1,472	

QUALITY

	Quantity	Base Number	Contract	AT	Region	England
% of FP17s for the same patient ID Re-attending within 3 months - Children	37	758	4.9%	10.1%	11.6%	11.8%
% of FP17s for the same patient ID Re-attending within 3 months - Adults	0	41	0.0%	14.0%	15.1%	15.6%
% of FP17s for the same patient ID Re-attending between 3 & 9 months - Children	361	758	47.6%	62.0%	59.9%	58.8%
% of FP17s for the same patient ID Re-attending between 3 & 9 months - Adults	20	41	48.8%	55.1%	52.0%	51.0%
% of FP17s for Band 1 Urgent Courses	16	723	2.2%	6.8%	8.0%	9.0%
% of FP17s Relating to Free Repair or Replacements	0	723	0.0%	0.8%	0.8%	0.8%
% of FP17s Relating to Continuations	0	723	0.0%	1.1%	0.9%	0.9%
% of Patients satisfied with the dentistry they have received	1	1	N/A	92.0%	93.6%	93.2%
% of Patients satisfied with the time they had to wait for an appointment	1	1	N/A	87.2%	88.6%	88.3%

* This is based on patients treated on this contract for their most recent course of treatment. Figures in italics indicate the base number of FP17s or Patient Questionnaire responses are less than 100. N/A is shown where the base number of responses is less than 10 during the period. % is calculated as Quantity/Base number*100

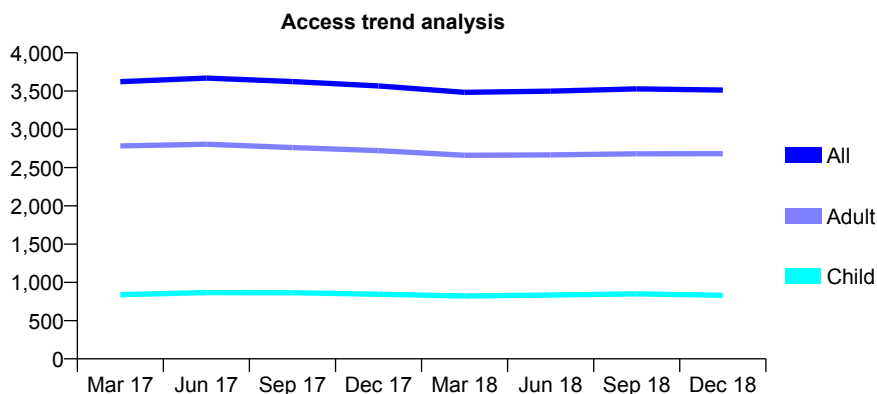
Q55 - Vital Signs At a Glance Contract Report for 105740/0001 - December 2018

Name or company name	Mr JE Rowson & Mr I McVicar
Contract type name	GDS Contract
Purpose of contract	General
Contract start date	01/04/2006
Contract end date	

18/19 Contracted general activity (UDA)	12,629
Carry forward general activity (UDA)	0
18/19 Contracted orthodontic activity (UOA)	0
Carry forward orthodontic activity (UOA)	0
Baseline contract value	£301,899.07

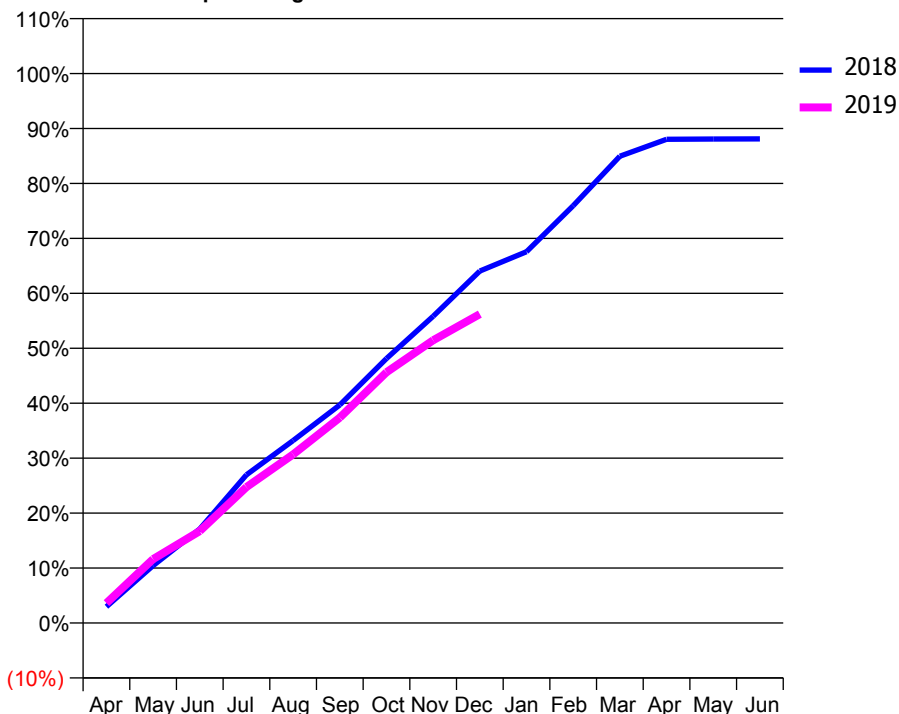
ACCESS*

Patients seen in 24 months	Total	Change since previous quarter
Quarter ending December 2017	3,567	
Quarter ending March 2018	3,483	↓
Quarter ending June 2018	3,499	→
Quarter ending September 2018	3,529	→
Quarter ending December 2018	3,512	→
Variance since December 2017	(1.5%)	↓



ACTIVITY

Cumulative percentage of contracted UDA delivered 2018 & 2019



Month	Adjusted Scheduled Activity (UDA)	
	2018	2019
April	342	459
May	1,201	1,469
June	1,969	2,114
July	3,101	3,124
August	3,818	3,874
September	4,564	4,722
October	5,534	5,762
November	6,419	6,500
December	7,365	7,100
January	7,771	
February	8,732	
March	9,769	
April	10,123	
May	10,128	
June	10,130	

QUALITY

	Quantity	Base Number	Contract	AT	Region	England
% of FP17s for the same patient ID Re-attending within 3 months - Children	51	898	5.7%	10.1%	11.6%	11.8%
% of FP17s for the same patient ID Re-attending within 3 months - Adults	649	3,486	18.6%	14.0%	15.1%	15.6%
% of FP17s for the same patient ID Re-attending between 3 & 9 months - Children	531	898	59.1%	62.0%	59.9%	58.8%
% of FP17s for the same patient ID Re-attending between 3 & 9 months - Adults	2,132	3,486	61.2%	55.1%	52.0%	51.0%
% of FP17s for Band 1 Urgent Courses	306	4,165	7.3%	6.8%	8.0%	9.0%
% of FP17s Relating to Free Repair or Replacements	103	4,165	2.5%	0.8%	0.8%	0.8%
% of FP17s Relating to Continuations	67	4,165	1.6%	1.1%	0.9%	0.9%
% of Patients satisfied with the dentistry they have received	0	0	N/A	92.0%	93.6%	93.2%
% of Patients satisfied with the time they had to wait for an appointment	0	0	N/A	87.2%	88.6%	88.3%

* This is based on patients treated on this contract for their most recent course of treatment. Figures in italics indicate the base number of FP17s or Patient Questionnaire responses are less than 100. N/A is shown where the base number of responses is less than 10 during the period. % is calculated as Quantity/Base number*100

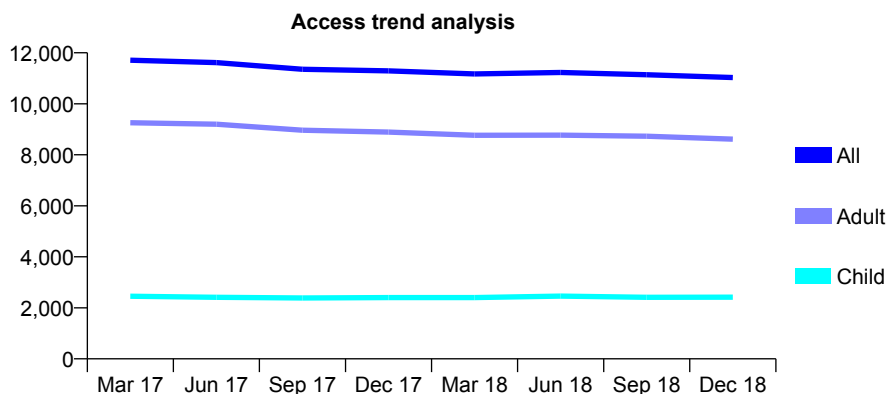
Q55 - Vital Signs At a Glance Contract Report for 106992/0001 - December 2018

Name or company name	The Plains' Dental Practice Limited
Contract type name	GDS Contract
Purpose of contract	General
Contract start date	01/04/2008
Contract end date	

18/19 Contracted general activity (UDA)	36,931
Carry forward general activity (UDA)	0
18/19 Contracted orthodontic activity (UOA)	0
Carry forward orthodontic activity (UOA)	0
Baseline contract value	£1,049,294.95

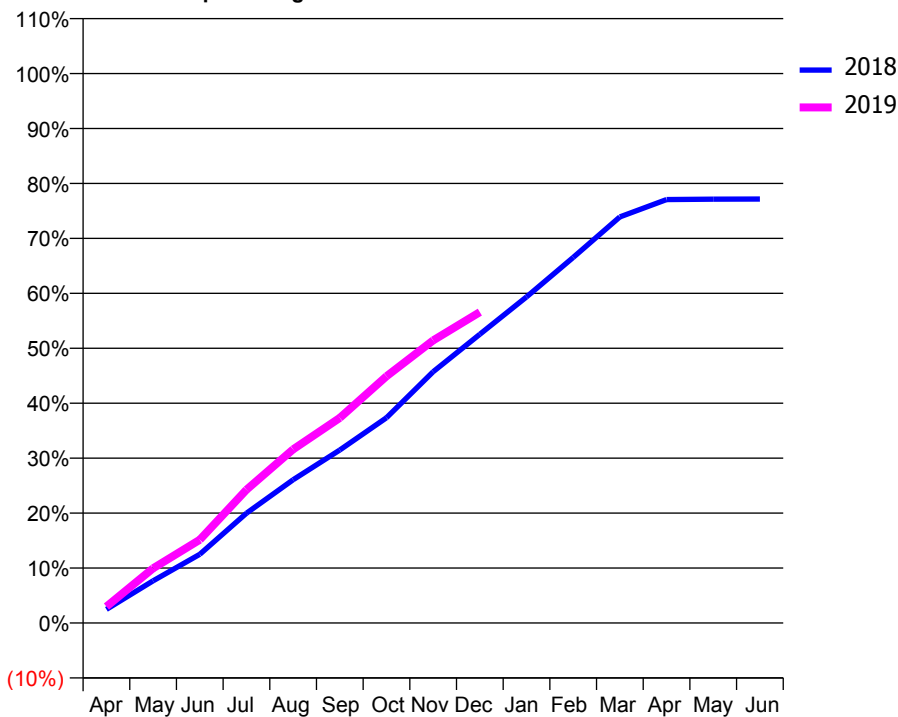
ACCESS*

Patients seen in 24 months	Total	Change since previous quarter
Quarter ending December 2017	11,294	
Quarter ending March 2018	11,170	↓
Quarter ending June 2018	11,229	→
Quarter ending September 2018	11,142	→
Quarter ending December 2018	11,029	↓
Variance since December 2017	(2.3%)	↓



ACTIVITY

Cumulative percentage of contracted UDA delivered 2018 & 2019



Month	Adjusted Scheduled Activity (UDA)	
	2018	2019
April	918	1,111
May	2,833	3,681
June	4,617	5,599
July	7,384	8,961
August	9,626	11,676
September	11,630	13,791
October	13,801	16,589
November	16,886	18,998
December	19,408	20,899
January	21,919	
February	24,570	
March	27,295	
April	28,460	
May	28,485	
June	28,492	

QUALITY

	Quantity	Base Number	Contract	AT	Region	England
% of FP17s for the same patient ID Re-attending within 3 months - Children	174	2,692	6.5%	10.1%	11.6%	11.8%
% of FP17s for the same patient ID Re-attending within 3 months - Adults	1,113	9,355	11.9%	14.0%	15.1%	15.6%
% of FP17s for the same patient ID Re-attending between 3 & 9 months - Children	1,692	2,692	62.9%	62.0%	59.9%	58.8%
% of FP17s for the same patient ID Re-attending between 3 & 9 months - Adults	5,610	9,355	60.0%	55.1%	52.0%	51.0%
% of FP17s for Band 1 Urgent Courses	433	11,450	3.8%	6.8%	8.0%	9.0%
% of FP17s Relating to Free Repair or Replacements	90	11,450	0.8%	0.8%	0.8%	0.8%
% of FP17s Relating to Continuations	243	11,450	2.1%	1.1%	0.9%	0.9%
% of Patients satisfied with the dentistry they have received	7	8	N/A	92.0%	93.6%	93.2%
% of Patients satisfied with the time they had to wait for an appointment	6	8	N/A	87.2%	88.6%	88.3%

* This is based on patients treated on this contract for their most recent course of treatment. Figures in italics indicate the base number of FP17s or Patient Questionnaire responses are less than 100. N/A is shown where the base number of responses is less than 10 during the period. % is calculated as Quantity/Base number*100

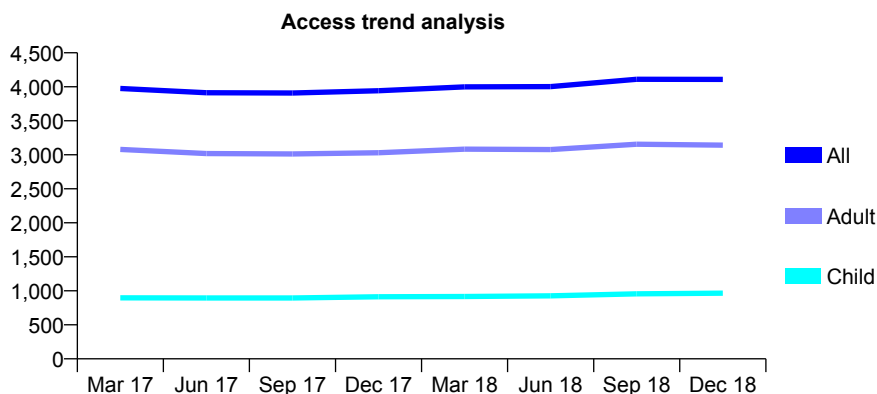
Q55 - Vital Signs At a Glance Contract Report for 110841/0001 - December 2018

Name or company name	Bamford Dental Practice
Contract type name	GDS Contract
Purpose of contract	General
Contract start date	01/04/2011
Contract end date	

18/19 Contracted general activity (UDA)	11,928
Carry forward general activity (UDA)	0
18/19 Contracted orthodontic activity (UOA)	0
Carry forward orthodontic activity (UOA)	0
Baseline contract value	£316,954.90

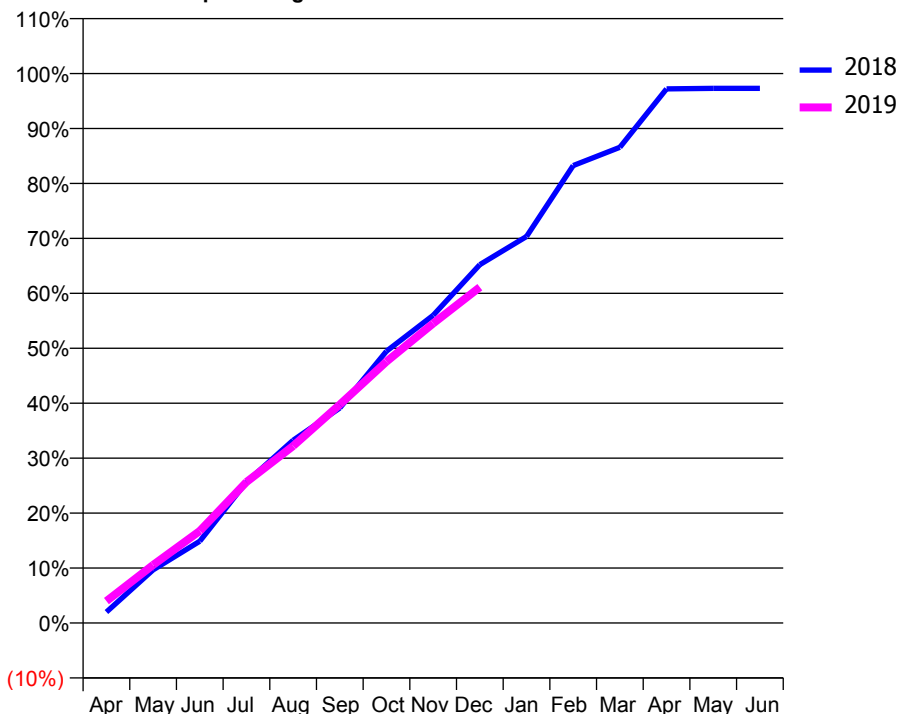
ACCESS*

Patients seen in 24 months	Total	Change since previous quarter
Quarter ending December 2017	3,942	
Quarter ending March 2018	3,999	→
Quarter ending June 2018	4,003	→
Quarter ending September 2018	4,110	↑
Quarter ending December 2018	4,109	→
Variance since December 2017	4.2%	↑



ACTIVITY

Cumulative percentage of contracted UDA delivered 2018 & 2019



Month	Adjusted Scheduled Activity (UDA)	
	2018	2019
April	210	475
May	1,016	1,262
June	1,564	2,000
July	2,695	3,061
August	3,492	3,843
September	4,108	4,742
October	5,194	5,676
November	5,879	6,502
December	6,847	7,291
January	7,385	
February	8,741	
March	9,091	
April	10,205	
May	10,215	
June	10,215	

QUALITY

	Quantity	Base Number	Contract	AT	Region	England
% of FP17s for the same patient ID Re-attending within 3 months - Children	61	1,128	5.4%	10.1%	11.6%	11.8%
% of FP17s for the same patient ID Re-attending within 3 months - Adults	396	3,190	12.4%	14.0%	15.1%	15.6%
% of FP17s for the same patient ID Re-attending between 3 & 9 months - Children	658	1,128	58.3%	62.0%	59.9%	58.8%
% of FP17s for the same patient ID Re-attending between 3 & 9 months - Adults	1,455	3,190	45.6%	55.1%	52.0%	51.0%
% of FP17s for Band 1 Urgent Courses	361	3,856	9.4%	6.8%	8.0%	9.0%
% of FP17s Relating to Free Repair or Replacements	30	3,856	0.8%	0.8%	0.8%	0.8%
% of FP17s Relating to Continuations	23	3,856	0.6%	1.1%	0.9%	0.9%
% of Patients satisfied with the dentistry they have received	0	0	N/A	92.0%	93.6%	93.2%
% of Patients satisfied with the time they had to wait for an appointment	0	0	N/A	87.2%	88.6%	88.3%

* This is based on patients treated on this contract for their most recent course of treatment. Figures in italics indicate the base number of FP17s or Patient Questionnaire responses are less than 100. N/A is shown where the base number of responses is less than 10 during the period. % is calculated as Quantity/Base number*100

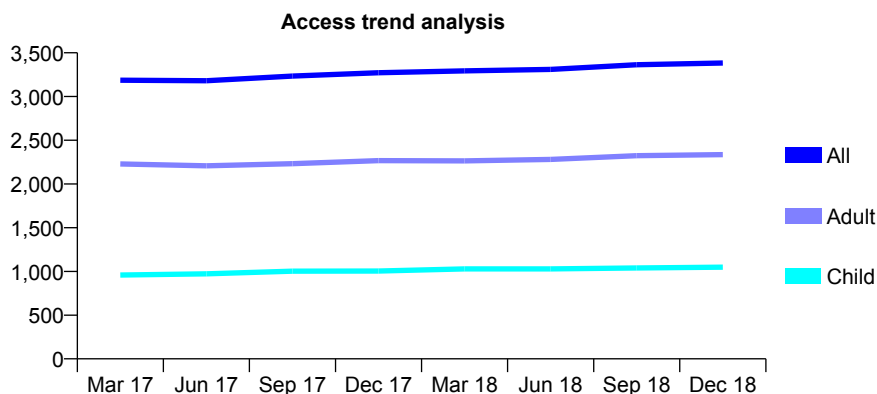
Q55 - Vital Signs At a Glance Contract Report for 113883/0001 - December 2018

Name or company name	Aesthetix Limited
Contract type name	GDS Contract
Purpose of contract	General
Contract start date	01/12/2012
Contract end date	

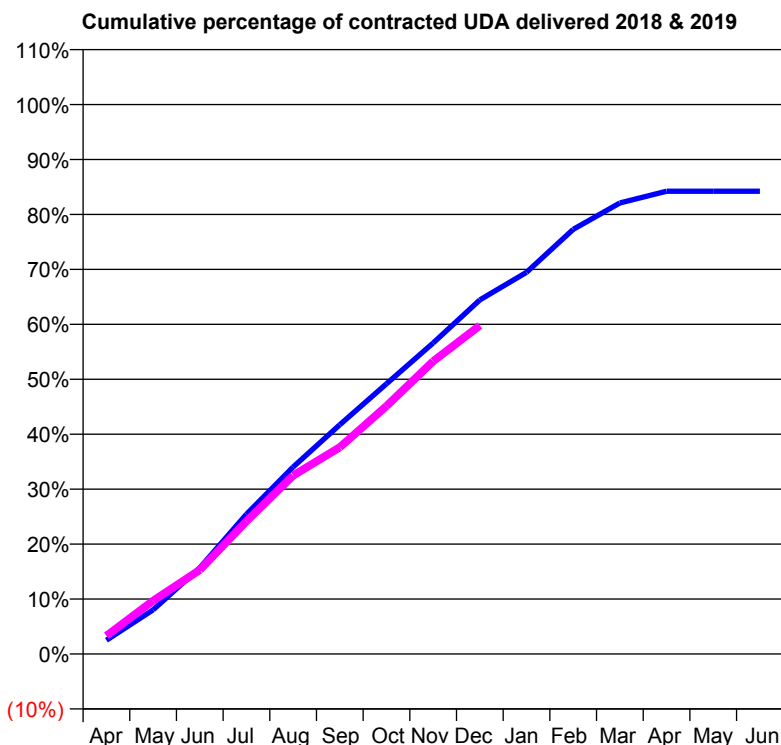
18/19 Contracted general activity (UDA)	9,555
Carry forward general activity (UDA)	0
18/19 Contracted orthodontic activity (UOA)	0
Carry forward orthodontic activity (UOA)	0
Baseline contract value	£294,132.32

ACCESS*

Patients seen in 24 months	Total	Change since previous quarter
Quarter ending December 2017	3,272	
Quarter ending March 2018	3,293	→
Quarter ending June 2018	3,310	→
Quarter ending September 2018	3,364	→
Quarter ending December 2018	3,383	→
Variance since December 2017	3.4%	↑



ACTIVITY



Month	Adjusted Scheduled Activity (UDA)	
	2018	2019
April	240	316
May	769	926
June	1,499	1,463
July	2,432	2,308
August	3,251	3,104
September	3,986	3,595
October	4,698	4,312
November	5,409	5,090
December	6,158	5,711
January	6,638	
February	7,384	
March	7,844	
April	8,048	
May	8,047	
June	8,047	

QUALITY

	Quantity	Base Number	Contract	AT	Region	England
% of FP17s for the same patient ID Re-attending within 3 months - Children	63	1,162	5.4%	10.1%	11.6%	11.8%
% of FP17s for the same patient ID Re-attending within 3 months - Adults	209	2,287	9.1%	14.0%	15.1%	15.6%
% of FP17s for the same patient ID Re-attending between 3 & 9 months - Children	761	1,162	65.5%	62.0%	59.9%	58.8%
% of FP17s for the same patient ID Re-attending between 3 & 9 months - Adults	1,226	2,287	53.6%	55.1%	52.0%	51.0%
% of FP17s for Band 1 Urgent Courses	115	2,978	3.9%	6.8%	8.0%	9.0%
% of FP17s Relating to Free Repair or Replacements	23	2,978	0.8%	0.8%	0.8%	0.8%
% of FP17s Relating to Continuations	44	2,978	1.5%	1.1%	0.9%	0.9%
% of Patients satisfied with the dentistry they have received	0	0	N/A	92.0%	93.6%	93.2%
% of Patients satisfied with the time they had to wait for an appointment	0	0	N/A	87.2%	88.6%	88.3%

* This is based on patients treated on this contract for their most recent course of treatment. Figures in italics indicate the base number of FP17s or Patient Questionnaire responses are less than 100. N/A is shown where the base number of responses is less than 10 during the period. % is calculated as Quantity/Base number*100

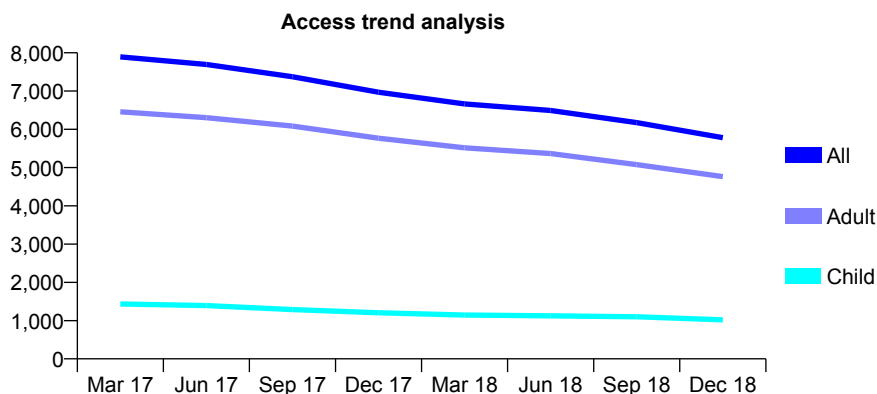
Q55 - Vital Signs At a Glance Contract Report for 115649/0001 - December 2018

Name or company name	Whitecross Dental Care Ltd
Contract type name	GDS Contract
Purpose of contract	General
Contract start date	01/05/2011
Contract end date	

18/19 Contracted general activity (UDA)	27,225
Carry forward general activity (UDA)	0
18/19 Contracted orthodontic activity (UOA)	0
Carry forward orthodontic activity (UOA)	0
Baseline contract value	£739,497.42

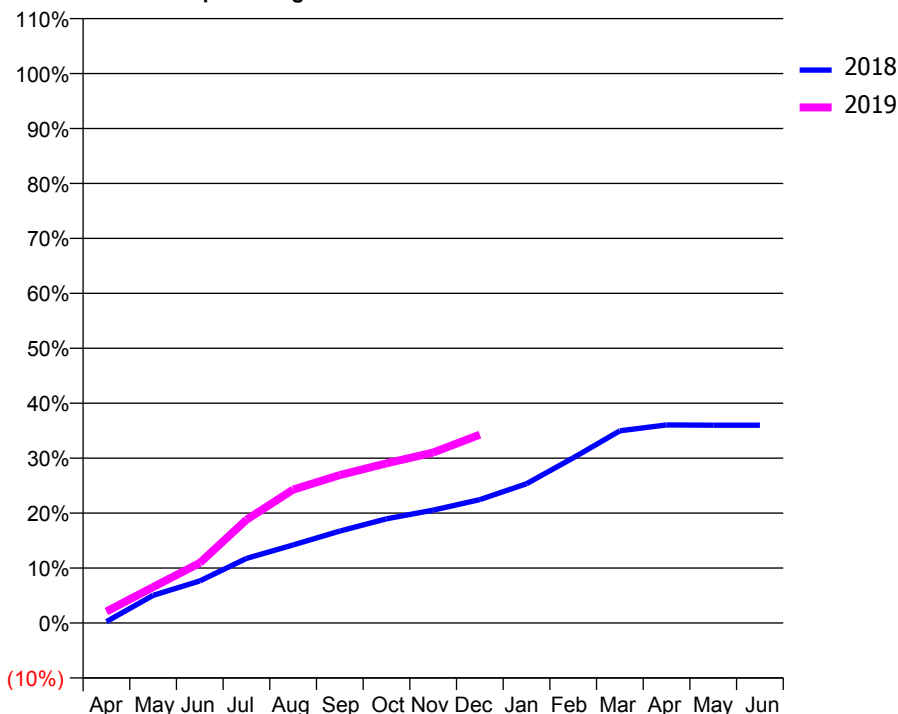
ACCESS*

Patients seen in 24 months	Total	Change since previous quarter
Quarter ending December 2017	6,970	
Quarter ending March 2018	6,662	↓
Quarter ending June 2018	6,492	↓
Quarter ending September 2018	6,176	↓
Quarter ending December 2018	5,783	↓
Variance since December 2017	(17.0%)	↓



ACTIVITY

Cumulative percentage of contracted UDA delivered 2018 & 2019



Month	Adjusted Scheduled Activity (UDA)	
	2018	2019
April	68	570
May	1,369	1,779
June	2,083	2,973
July	3,201	5,116
August	3,866	6,611
September	4,558	7,328
October	5,163	7,909
November	5,590	8,445
December	6,114	9,330
January	6,902	
February	8,183	
March	9,522	
April	9,817	
May	9,804	
June	9,804	

QUALITY

	Quantity	Base Number	Contract	AT	Region	England
% of FP17s for the same patient ID Re-attending within 3 months - Children	40	939	4.3%	10.1%	11.6%	11.8%
% of FP17s for the same patient ID Re-attending within 3 months - Adults	487	4,177	11.7%	14.0%	15.1%	15.6%
% of FP17s for the same patient ID Re-attending between 3 & 9 months - Children	372	939	39.6%	62.0%	59.9%	58.8%
% of FP17s for the same patient ID Re-attending between 3 & 9 months - Adults	1,517	4,177	36.3%	55.1%	52.0%	51.0%
% of FP17s for Band 1 Urgent Courses	517	4,946	10.5%	6.8%	8.0%	9.0%
% of FP17s Relating to Free Repair or Replacements	22	4,946	0.4%	0.8%	0.8%	0.8%
% of FP17s Relating to Continuations	75	4,946	1.5%	1.1%	0.9%	0.9%
% of Patients satisfied with the dentistry they have received	3	3	N/A	92.0%	93.6%	93.2%
% of Patients satisfied with the time they had to wait for an appointment	2	3	N/A	87.2%	88.6%	88.3%

* This is based on patients treated on this contract for their most recent course of treatment. Figures in italics indicate the base number of FP17s or Patient Questionnaire responses are less than 100. N/A is shown where the base number of responses is less than 10 during the period. % is calculated as Quantity/Base number*100

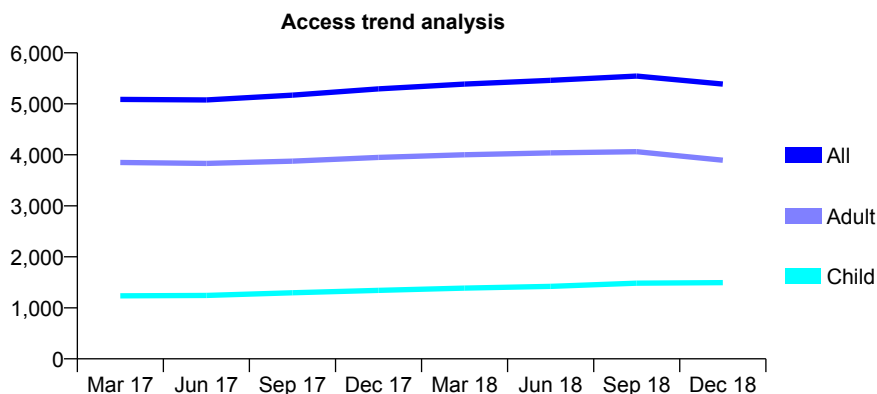
Q55 - Vital Signs At a Glance Contract Report for 115711/0001 - December 2018

Name or company name	Ishak Practices Limited
Contract type name	GDS Contract
Purpose of contract	General
Contract start date	01/04/2011
Contract end date	

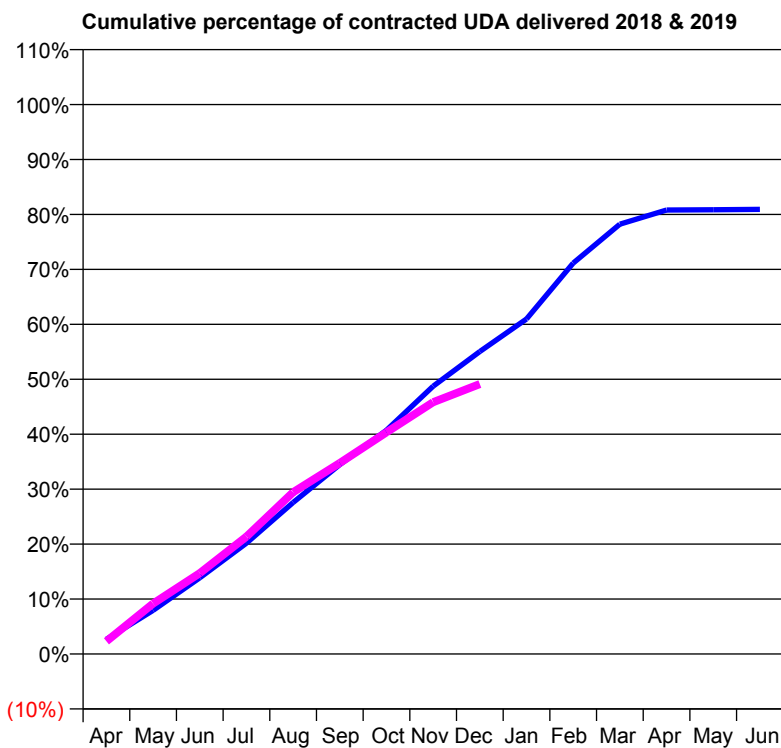
18/19 Contracted general activity (UDA)	16,922
Carry forward general activity (UDA)	0
18/19 Contracted orthodontic activity (UOA)	0
Carry forward orthodontic activity (UOA)	0
Baseline contract value	£407,287.18

ACCESS*

Patients seen in 24 months	Total	Change since previous quarter
Quarter ending December 2017	5,292	
Quarter ending March 2018	5,388	→
Quarter ending June 2018	5,459	→
Quarter ending September 2018	5,544	→
Quarter ending December 2018	5,388	↓
Variance since December 2017	1.8%	→



ACTIVITY



Adjusted Scheduled Activity (UDA)		
Month	2018	2019
April	455	392
May	1,345	1,555
June	2,345	2,492
July	3,414	3,617
August	4,667	4,984
September	5,834	5,883
October	6,892	6,826
November	8,249	7,756
December	9,316	8,312
January	10,319	
February	12,036	
March	13,237	
April	13,673	
May	13,681	
June	13,694	

QUALITY

	Quantity	Base Number	Contract	AT	Region	England
% of FP17s for the same patient ID Re-attending within 3 months - Children	74	1,512	4.9%	10.1%	11.6%	11.8%
% of FP17s for the same patient ID Re-attending within 3 months - Adults	260	3,659	7.1%	14.0%	15.1%	15.6%
% of FP17s for the same patient ID Re-attending between 3 & 9 months - Children	992	1,512	65.6%	62.0%	59.9%	58.8%
% of FP17s for the same patient ID Re-attending between 3 & 9 months - Adults	2,368	3,659	64.7%	55.1%	52.0%	51.0%
% of FP17s for Band 1 Urgent Courses	1	4,922	0.0%	6.8%	8.0%	9.0%
% of FP17s Relating to Free Repair or Replacements	11	4,922	0.2%	0.8%	0.8%	0.8%
% of FP17s Relating to Continuations	72	4,922	1.5%	1.1%	0.9%	0.9%
% of Patients satisfied with the dentistry they have received	0	0	N/A	92.0%	93.6%	93.2%
% of Patients satisfied with the time they had to wait for an appointment	0	0	N/A	87.2%	88.6%	88.3%

* This is based on patients treated on this contract for their most recent course of treatment. Figures in italics indicate the base number of FP17s or Patient Questionnaire responses are less than 100. N/A is shown where the base number of responses is less than 10 during the period. % is calculated as Quantity/Base number*100

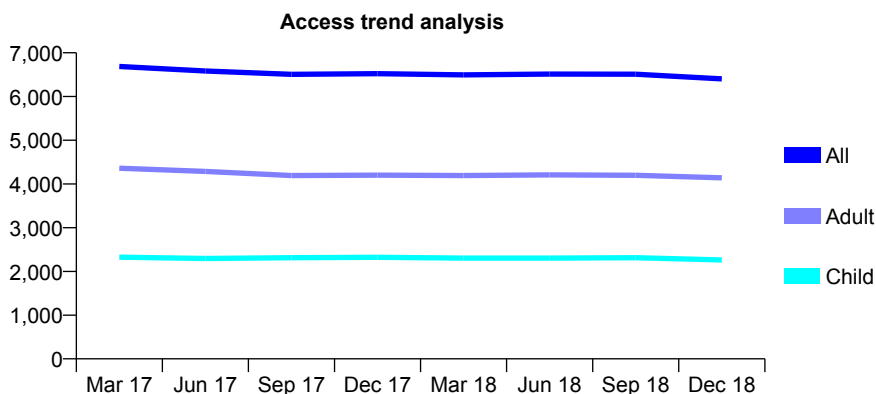
Q55 - Vital Signs At a Glance Contract Report for 116114/0001 - December 2018

Name or company name	Rise Park Dental Practice Limited
Contract type name	GDS Contract
Purpose of contract	General
Contract start date	01/04/2010
Contract end date	

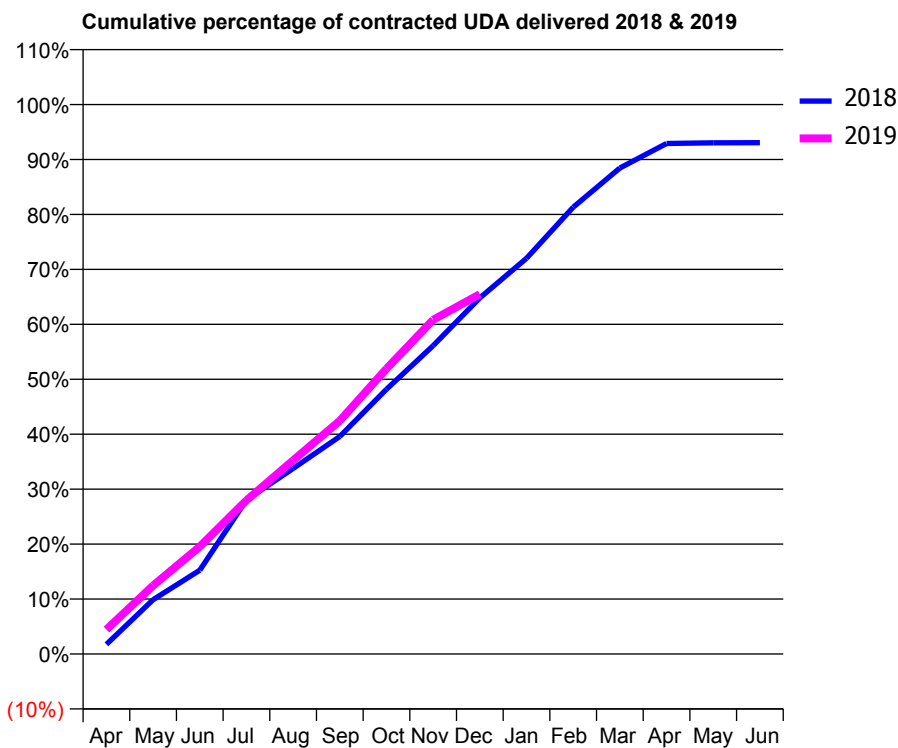
18/19 Contracted general activity (UDA)	16,916
Carry forward general activity (UDA)	0
18/19 Contracted orthodontic activity (UOA)	0
Carry forward orthodontic activity (UOA)	0
Baseline contract value	£394,412.92

ACCESS*

Patients seen in 24 months	Total	Change since previous quarter
Quarter ending December 2017	6,524	
Quarter ending March 2018	6,495	→
Quarter ending June 2018	6,513	→
Quarter ending September 2018	6,510	→
Quarter ending December 2018	6,403	↓
Variance since December 2017	(1.9%)	↓



ACTIVITY



Adjusted Scheduled Activity (UDA)		
Month	2018	2019
April	298	753
May	1,672	2,107
June	2,579	3,308
July	4,744	4,732
August	5,711	5,964
September	6,696	7,183
October	8,149	8,782
November	9,494	10,289
December	10,962	11,079
January	12,183	
February	13,754	
March	14,960	
April	15,717	
May	15,736	
June	15,741	

QUALITY

	Quantity	Base Number	Contract	AT	Region	England
% of FP17s for the same patient ID Re-attending within 3 months - Children	136	2,276	6.0%	10.1%	11.6%	11.8%
% of FP17s for the same patient ID Re-attending within 3 months - Adults	411	3,855	10.7%	14.0%	15.1%	15.6%
% of FP17s for the same patient ID Re-attending between 3 & 9 months - Children	1,411	2,276	62.0%	62.0%	59.9%	58.8%
% of FP17s for the same patient ID Re-attending between 3 & 9 months - Adults	2,027	3,855	52.6%	55.1%	52.0%	51.0%
% of FP17s for Band 1 Urgent Courses	424	5,731	7.4%	6.8%	8.0%	9.0%
% of FP17s Relating to Free Repair or Replacements	16	5,731	0.3%	0.8%	0.8%	0.8%
% of FP17s Relating to Continuations	12	5,731	0.2%	1.1%	0.9%	0.9%
% of Patients satisfied with the dentistry they have received	1	2	N/A	92.0%	93.6%	93.2%
% of Patients satisfied with the time they had to wait for an appointment	1	2	N/A	87.2%	88.6%	88.3%

* This is based on patients treated on this contract for their most recent course of treatment. Figures in italics indicate the base number of FP17s or Patient Questionnaire responses are less than 100. N/A is shown where the base number of responses is less than 10 during the period. % is calculated as Quantity/Base number*100

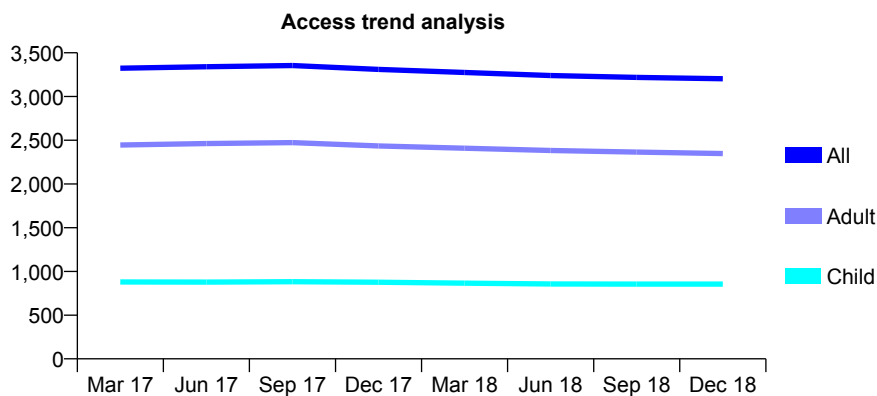
Q55 - Vital Signs At a Glance Contract Report for 116386/0001 - December 2018

Name or company name	Apex Dental Care Dronfield Partnership
Contract type name	GDS Contract
Purpose of contract	General and Orthodontic
Contract start date	01/05/2015
Contract end date	

18/19 Contracted general activity (UDA)	10,201
Carry forward general activity (UDA)	0
18/19 Contracted orthodontic activity (UOA)	105
Carry forward orthodontic activity (UOA)	0
Baseline contract value	£269,478.33

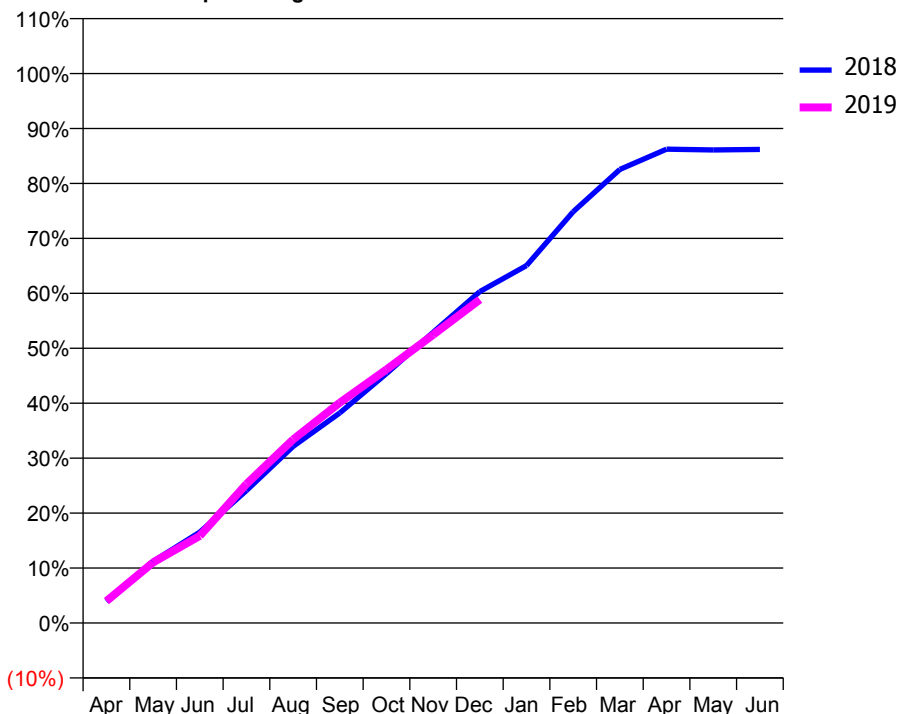
ACCESS*

Patients seen in 24 months	Total	Change since previous quarter
Quarter ending December 2017	3,310	
Quarter ending March 2018	3,275	↓
Quarter ending June 2018	3,240	↓
Quarter ending September 2018	3,219	→
Quarter ending December 2018	3,203	→
Variance since December 2017	(3.2%)	↓



ACTIVITY

Cumulative percentage of contracted UDA delivered 2018 & 2019



Month	Adjusted Scheduled Activity (UDA)	
	2018	2019
April	400	408
May	1,145	1,125
June	1,686	1,617
July	2,459	2,582
August	3,280	3,408
September	3,901	4,091
October	4,631	4,708
November	5,398	5,351
December	6,152	6,004
January	6,635	
February	7,635	
March	8,420	
April	8,796	
May	8,783	
June	8,793	

QUALITY

	Quantity	Base Number	Contract	AT	Region	England
% of FP17s for the same patient ID Re-attending within 3 months - Children	64	1,150	5.6%	10.1%	11.6%	11.8%
% of FP17s for the same patient ID Re-attending within 3 months - Adults	374	2,821	13.3%	14.0%	15.1%	15.6%
% of FP17s for the same patient ID Re-attending between 3 & 9 months - Children	904	1,150	78.6%	62.0%	59.9%	58.8%
% of FP17s for the same patient ID Re-attending between 3 & 9 months - Adults	1,949	2,821	69.1%	55.1%	52.0%	51.0%
% of FP17s for Band 1 Urgent Courses	212	3,752	5.7%	6.8%	8.0%	9.0%
% of FP17s Relating to Free Repair or Replacements	55	3,752	1.5%	0.8%	0.8%	0.8%
% of FP17s Relating to Continuations	15	3,752	0.4%	1.1%	0.9%	0.9%
% of Patients satisfied with the dentistry they have received	2	2	N/A	92.0%	93.6%	93.2%
% of Patients satisfied with the time they had to wait for an appointment	2	2	N/A	87.2%	88.6%	88.3%

* This is based on patients treated on this contract for their most recent course of treatment. Figures in italics indicate the base number of FP17s or Patient Questionnaire responses are less than 100. N/A is shown where the base number of responses is less than 10 during the period. % is calculated as Quantity/Base number*100

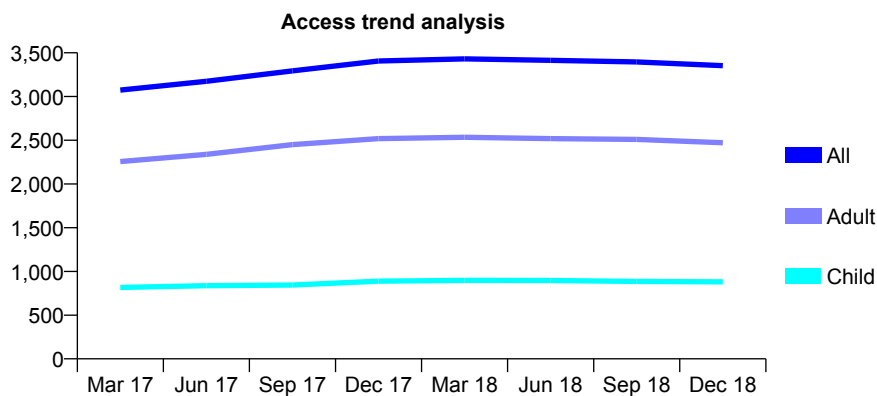
Q55 - Vital Signs At a Glance Contract Report for 117153/0001 - December 2018

Name or company name	Woodthorpe Dental Care
Contract type name	GDS Contract
Purpose of contract	General
Contract start date	24/12/2015
Contract end date	

18/19 Contracted general activity (UDA)	8,991
Carry forward general activity (UDA)	75
18/19 Contracted orthodontic activity (UOA)	0
Carry forward orthodontic activity (UOA)	0
Baseline contract value	£218,646.44

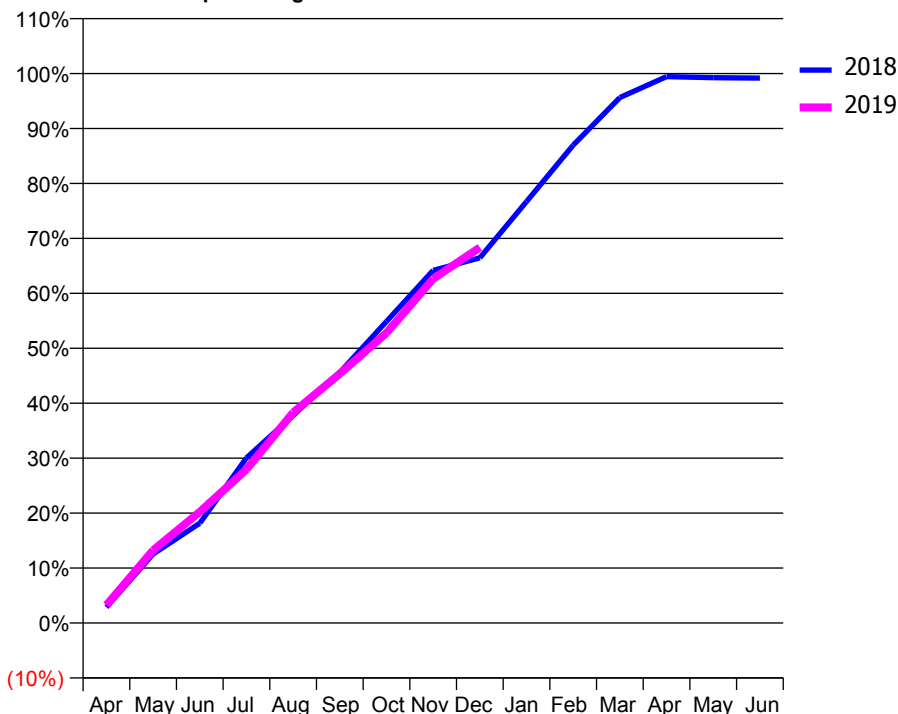
ACCESS*

Patients seen in 24 months	Total	Change since previous quarter
Quarter ending December 2017	3,406	
Quarter ending March 2018	3,431	→
Quarter ending June 2018	3,414	→
Quarter ending September 2018	3,395	→
Quarter ending December 2018	3,353	↓
Variance since December 2017	(1.6%)	↓



ACTIVITY

Cumulative percentage of contracted UDA delivered 2018 & 2019



Month	Adjusted Scheduled Activity (UDA)	
	2018	2019
April	259	293
May	1,129	1,189
June	1,634	1,819
July	2,702	2,515
August	3,397	3,445
September	4,101	4,079
October	4,935	4,746
November	5,770	5,632
December	5,974	6,145
January	6,895	
February	7,820	
March	8,598	
April	8,941	
May	8,922	
June	8,916	

QUALITY

	Quantity	Base Number	Contract	AT	Region	England
% of FP17s for the same patient ID Re-attending within 3 months - Children	48	1,004	4.8%	10.1%	11.6%	11.8%
% of FP17s for the same patient ID Re-attending within 3 months - Adults	353	2,855	12.4%	14.0%	15.1%	15.6%
% of FP17s for the same patient ID Re-attending between 3 & 9 months - Children	623	1,004	62.1%	62.0%	59.9%	58.8%
% of FP17s for the same patient ID Re-attending between 3 & 9 months - Adults	1,942	2,855	68.0%	55.1%	52.0%	51.0%
% of FP17s for Band 1 Urgent Courses	272	3,671	7.4%	6.8%	8.0%	9.0%
% of FP17s Relating to Free Repair or Replacements	17	3,671	0.5%	0.8%	0.8%	0.8%
% of FP17s Relating to Continuations	0	3,671	0.0%	1.1%	0.9%	0.9%
% of Patients satisfied with the dentistry they have received	1	1	N/A	92.0%	93.6%	93.2%
% of Patients satisfied with the time they had to wait for an appointment	0	1	N/A	87.2%	88.6%	88.3%

* This is based on patients treated on this contract for their most recent course of treatment. Figures in italics indicate the base number of FP17s or Patient Questionnaire responses are less than 100. N/A is shown where the base number of responses is less than 10 during the period. % is calculated as Quantity/Base number*100

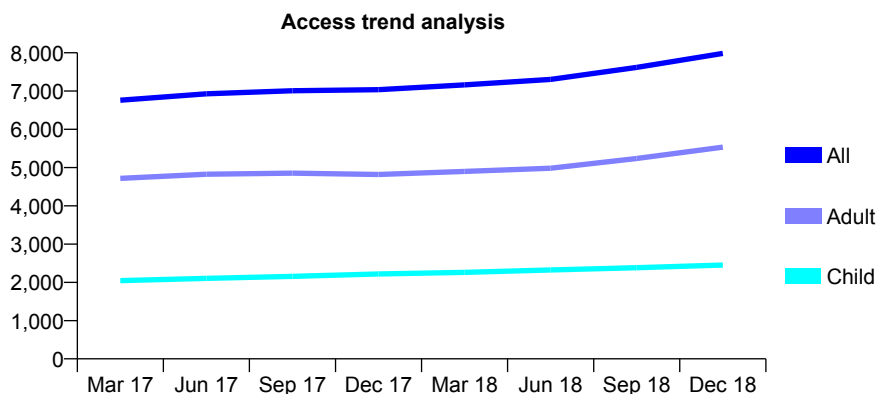
Q55 - Vital Signs At a Glance Contract Report for 117897/0001 - December 2018

Name or company name	Dove Dental Care Ltd
Contract type name	GDS Contract
Purpose of contract	General
Contract start date	01/10/2009
Contract end date	

18/19 Contracted general activity (UDA)	32,030
Carry forward general activity (UDA)	-441
18/19 Contracted orthodontic activity (UOA)	0
Carry forward orthodontic activity (UOA)	0
Baseline contract value	£812,843.92

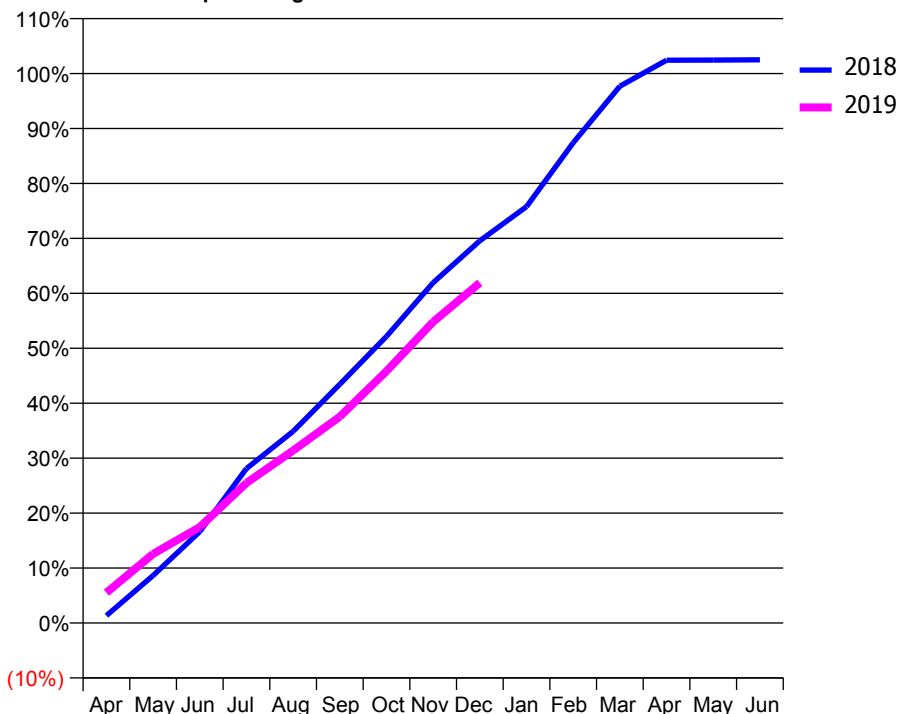
ACCESS*

Patients seen in 24 months	Total	Change since previous quarter
Quarter ending December 2017	7,037	
Quarter ending March 2018	7,163	→
Quarter ending June 2018	7,306	→
Quarter ending September 2018	7,620	↑
Quarter ending December 2018	7,986	↑
Variance since December 2017	13.5%	↑



ACTIVITY

Cumulative percentage of contracted UDA delivered 2018 & 2019



Month	Adjusted Scheduled Activity (UDA)	
	2018	2019
April	294	1,768
May	1,906	4,031
June	3,665	5,590
July	6,191	8,163
August	7,687	10,057
September	9,573	12,029
October	11,491	14,677
November	13,644	17,551
December	15,325	19,836
January	16,695	
February	19,253	
March	21,521	
April	22,561	
May	22,566	
June	22,578	

QUALITY

	Quantity	Base Number	Contract	AT	Region	England
% of FP17s for the same patient ID Re-attending within 3 months - Children	365	3,023	12.1%	10.1%	11.6%	11.8%
% of FP17s for the same patient ID Re-attending within 3 months - Adults	1,063	6,317	16.8%	14.0%	15.1%	15.6%
% of FP17s for the same patient ID Re-attending between 3 & 9 months - Children	1,751	3,023	57.9%	62.0%	59.9%	58.8%
% of FP17s for the same patient ID Re-attending between 3 & 9 months - Adults	3,275	6,317	51.8%	55.1%	52.0%	51.0%
% of FP17s for Band 1 Urgent Courses	616	8,970	6.9%	6.8%	8.0%	9.0%
% of FP17s Relating to Free Repair or Replacements	74	8,970	0.8%	0.8%	0.8%	0.8%
% of FP17s Relating to Continuations	16	8,970	0.2%	1.1%	0.9%	0.9%
% of Patients satisfied with the dentistry they have received	3	3	N/A	92.0%	93.6%	93.2%
% of Patients satisfied with the time they had to wait for an appointment	3	3	N/A	87.2%	88.6%	88.3%

* This is based on patients treated on this contract for their most recent course of treatment. Figures in italics indicate the base number of FP17s or Patient Questionnaire responses are less than 100. N/A is shown where the base number of responses is less than 10 during the period. % is calculated as Quantity/Base number*100

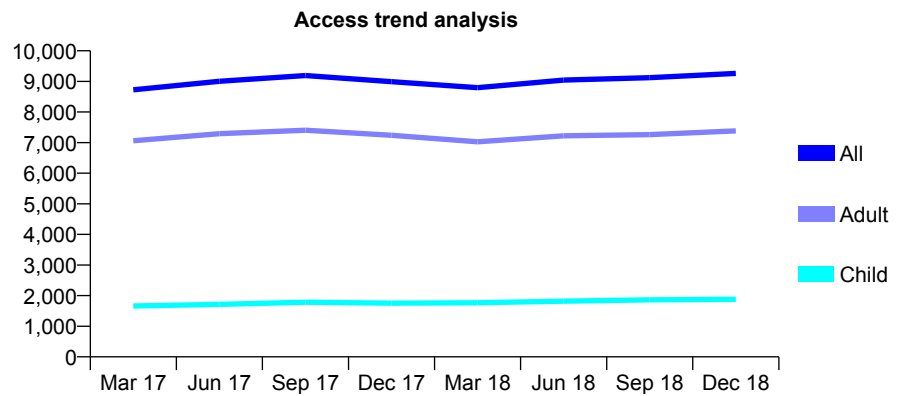
Q55 - Vital Signs At a Glance Contract Report for 118885/0001 - December 2018

Name or company name	Sherwood Dental Centre
Contract type name	GDS Contract
Purpose of contract	General
Contract start date	01/04/2006
Contract end date	

18/19 Contracted general activity (UDA)	31,155
Carry forward general activity (UDA)	-158
18/19 Contracted orthodontic activity (UOA)	0
Carry forward orthodontic activity (UOA)	0
Baseline contract value	£610,383.43

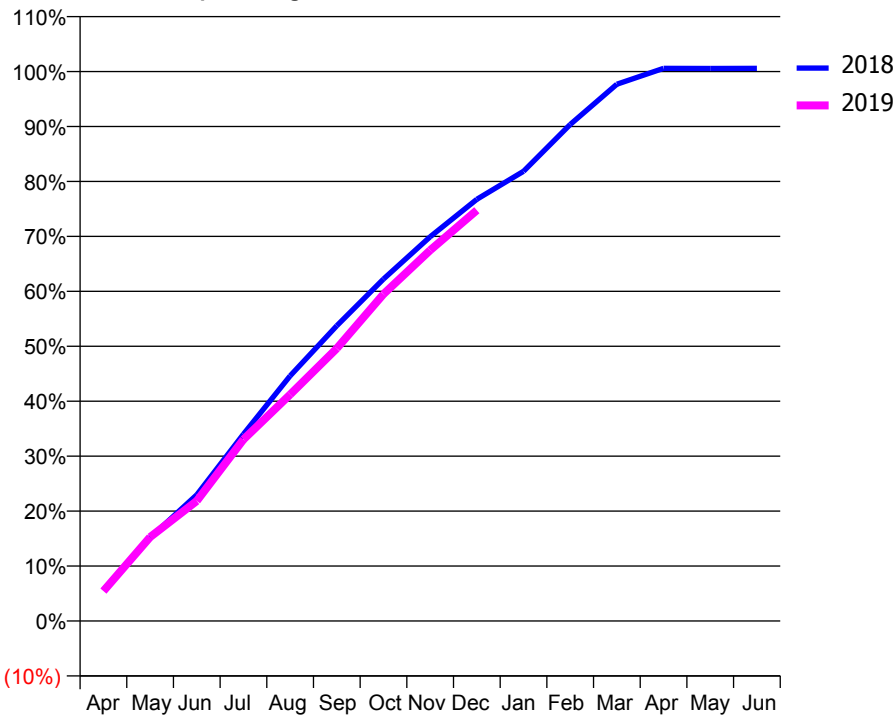
ACCESS*

Patients seen in 24 months	Total	Change since previous quarter
Quarter ending December 2017	8,992	
Quarter ending March 2018	8,794	↓
Quarter ending June 2018	9,045	↑
Quarter ending September 2018	9,124	→
Quarter ending December 2018	9,261	→
Variance since December 2017	3.0%	↑



ACTIVITY

Cumulative percentage of contracted UDA delivered 2018 & 2019



Month	Adjusted Scheduled Activity (UDA)	
	2018	2019
April	1,597	1,698
May	4,276	4,756
June	6,466	6,811
July	9,574	10,291
August	12,561	12,839
September	15,134	15,454
October	17,524	18,536
November	19,686	21,024
December	21,606	23,288
January	23,040	
February	25,442	
March	27,502	
April	28,314	
May	28,312	
June	28,313	

QUALITY

	Quantity	Base Number	Contract	AT	Region	England
% of FP17s for the same patient ID Re-attending within 3 months - Children	122	2,294	5.3%	10.1%	11.6%	11.8%
% of FP17s for the same patient ID Re-attending within 3 months - Adults	532	7,600	7.0%	14.0%	15.1%	15.6%
% of FP17s for the same patient ID Re-attending between 3 & 9 months - Children	1,596	2,294	69.6%	62.0%	59.9%	58.8%
% of FP17s for the same patient ID Re-attending between 3 & 9 months - Adults	4,103	7,600	54.0%	55.1%	52.0%	51.0%
% of FP17s for Band 1 Urgent Courses	286	9,106	3.1%	6.8%	8.0%	9.0%
% of FP17s Relating to Free Repair or Replacements	60	9,106	0.7%	0.8%	0.8%	0.8%
% of FP17s Relating to Continuations	19	9,106	0.2%	1.1%	0.9%	0.9%
% of Patients satisfied with the dentistry they have received	3	4	N/A	92.0%	93.6%	93.2%
% of Patients satisfied with the time they had to wait for an appointment	4	4	N/A	87.2%	88.6%	88.3%

* This is based on patients treated on this contract for their most recent course of treatment. Figures in italics indicate the base number of FP17s or Patient Questionnaire responses are less than 100. N/A is shown where the base number of responses is less than 10 during the period. % is calculated as Quantity/Base number*100

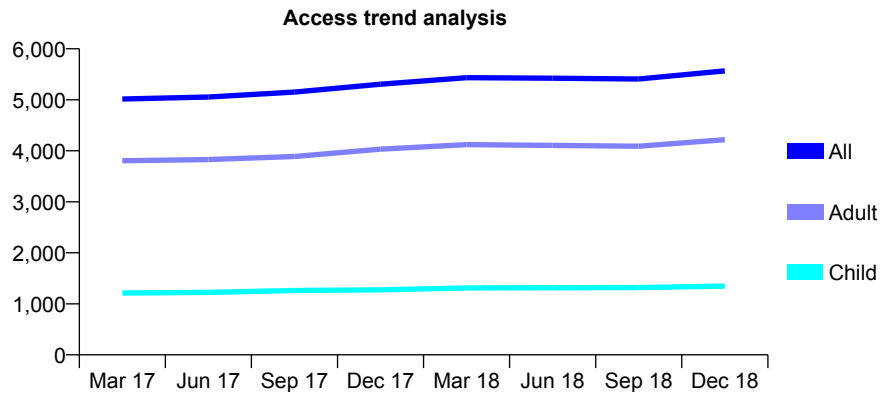
Q55 - Vital Signs At a Glance Contract Report for 119091/0002 - December 2018

Name or company name	TLC 4 Smiles Ashbourne LLP
Contract type name	PDS Contract
Purpose of contract	General
Contract start date	15/02/2010
Contract end date	14/02/2020

18/19 Contracted general activity (UDA)	14,674
Carry forward general activity (UDA)	0
18/19 Contracted orthodontic activity (UOA)	0
Carry forward orthodontic activity (UOA)	0
Baseline contract value	£491,895.95

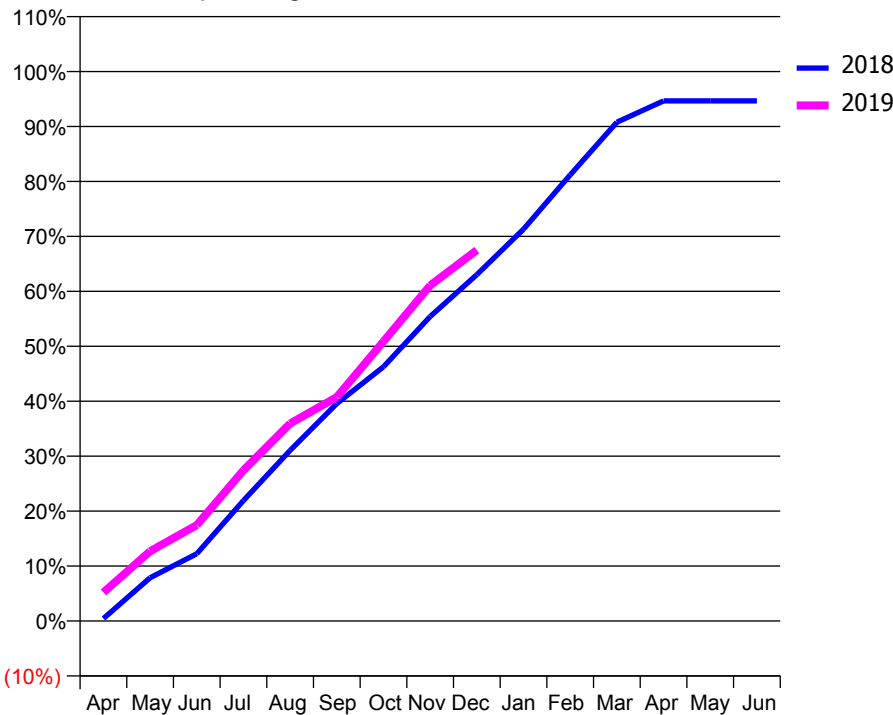
ACCESS*

Patients seen in 24 months	Total	Change since previous quarter
Quarter ending December 2017	5,307	
Quarter ending March 2018	5,433	↑
Quarter ending June 2018	5,423	→
Quarter ending September 2018	5,409	→
Quarter ending December 2018	5,567	↑
Variance since December 2017	4.9%	↑



ACTIVITY

Cumulative percentage of contracted UDA delivered 2018 & 2019



Month	Adjusted Scheduled Activity (UDA)	
	2018	2019
April	66	763
May	1,155	1,863
June	1,795	2,562
July	3,216	4,024
August	4,556	5,277
September	5,804	5,980
October	6,790	7,466
November	8,130	8,960
December	9,250	9,906
January	10,465	
February	11,914	
March	13,321	
April	13,890	
May	13,890	
June	13,890	

QUALITY

	Quantity	Base Number	Contract	AT	Region	England
% of FP17s for the same patient ID Re-attending within 3 months - Children	56	1,525	3.7%	10.1%	11.6%	11.8%
% of FP17s for the same patient ID Re-attending within 3 months - Adults	432	4,359	9.9%	14.0%	15.1%	15.6%
% of FP17s for the same patient ID Re-attending between 3 & 9 months - Children	1,065	1,525	69.8%	62.0%	59.9%	58.8%
% of FP17s for the same patient ID Re-attending between 3 & 9 months - Adults	2,708	4,359	62.1%	55.1%	52.0%	51.0%
% of FP17s for Band 1 Urgent Courses	323	5,626	5.7%	6.8%	8.0%	9.0%
% of FP17s Relating to Free Repair or Replacements	19	5,626	0.3%	0.8%	0.8%	0.8%
% of FP17s Relating to Continuations	53	5,626	0.9%	1.1%	0.9%	0.9%
% of Patients satisfied with the dentistry they have received	3	3	N/A	92.0%	93.6%	93.2%
% of Patients satisfied with the time they had to wait for an appointment	3	3	N/A	87.2%	88.6%	88.3%

* This is based on patients treated on this contract for their most recent course of treatment. Figures in italics indicate the base number of FP17s or Patient Questionnaire responses are less than 100. N/A is shown where the base number of responses is less than 10 during the period. % is calculated as Quantity/Base number*100

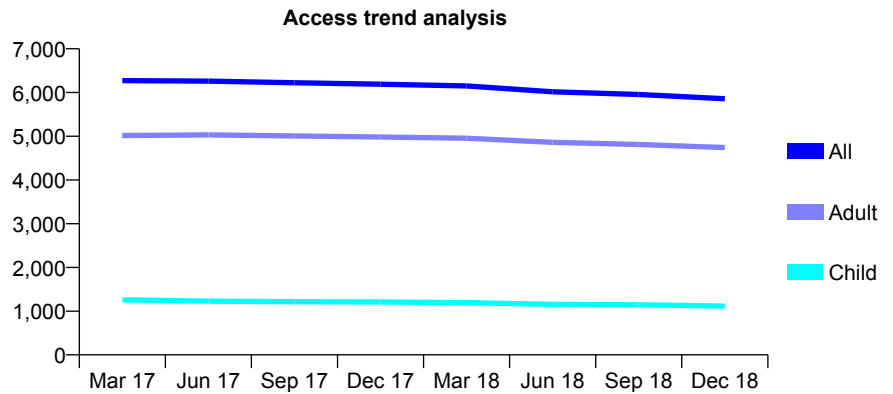
Q55 - Vital Signs At a Glance Contract Report for 119105/0001 - December 2018

Name or company name	THE PEAR TREE DENTAL CENTRE LIMITED
Contract type name	GDS Contract
Purpose of contract	General
Contract start date	01/09/2010
Contract end date	

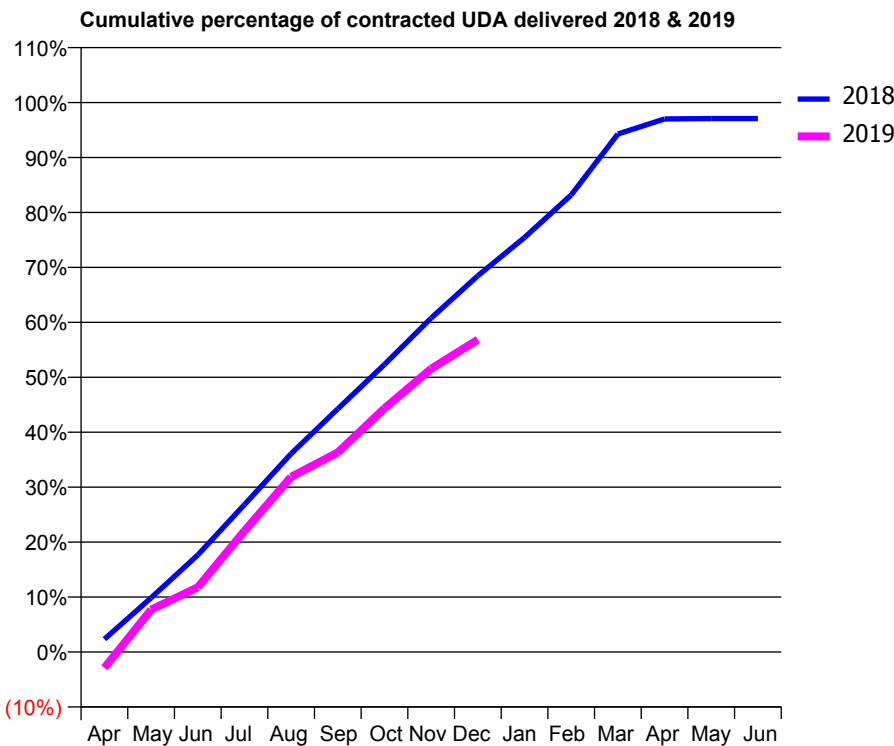
18/19 Contracted general activity (UDA)	16,518
Carry forward general activity (UDA)	480
18/19 Contracted orthodontic activity (UOA)	0
Carry forward orthodontic activity (UOA)	0
Baseline contract value	£413,566.36

ACCESS*

Patients seen in 24 months	Total	Change since previous quarter
Quarter ending December 2017	6,191	
Quarter ending March 2018	6,150	→
Quarter ending June 2018	6,015	↓
Quarter ending September 2018	5,956	→
Quarter ending December 2018	5,857	↓
Variance since December 2017	(5.4%)	↓



ACTIVITY



Month	Adjusted Scheduled Activity (UDA)	
	2018	2019
April	388	-480
May	1,629	1,273
June	2,918	1,944
July	4,432	3,642
August	5,962	5,266
September	7,309	5,997
October	8,645	7,325
November	10,038	8,517
December	11,312	9,389
January	12,460	
February	13,741	
March	15,572	
April	16,024	
May	16,038	
June	16,038	

QUALITY

	Quantity	Base Number	Contract	AT	Region	England
% of FP17s for the same patient ID Re-attending within 3 months - Children	43	1,247	3.4%	10.1%	11.6%	11.8%
% of FP17s for the same patient ID Re-attending within 3 months - Adults	669	5,491	12.2%	14.0%	15.1%	15.6%
% of FP17s for the same patient ID Re-attending between 3 & 9 months - Children	911	1,247	73.1%	62.0%	59.9%	58.8%
% of FP17s for the same patient ID Re-attending between 3 & 9 months - Adults	3,838	5,491	69.9%	55.1%	52.0%	51.0%
% of FP17s for Band 1 Urgent Courses	235	6,462	3.6%	6.8%	8.0%	9.0%
% of FP17s Relating to Free Repair or Replacements	53	6,462	0.8%	0.8%	0.8%	0.8%
% of FP17s Relating to Continuations	131	6,462	2.0%	1.1%	0.9%	0.9%
% of Patients satisfied with the dentistry they have received	3	3	N/A	92.0%	93.6%	93.2%
% of Patients satisfied with the time they had to wait for an appointment	3	3	N/A	87.2%	88.6%	88.3%

* This is based on patients treated on this contract for their most recent course of treatment. Figures in italics indicate the base number of FP17s or Patient Questionnaire responses are less than 100. N/A is shown where the base number of responses is less than 10 during the period. % is calculated as Quantity/Base number*100

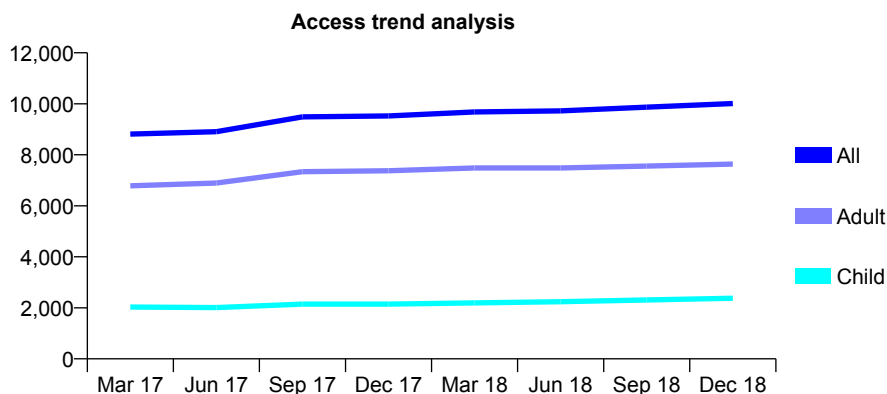
Q55 - Vital Signs At a Glance Contract Report for 120898/0001 - December 2018

Name or company name	Nationwide Healthcare Providers Ltd
Contract type name	GDS Contract
Purpose of contract	General
Contract start date	01/04/2015
Contract end date	

18/19 Contracted general activity (UDA)	27,708
Carry forward general activity (UDA)	0
18/19 Contracted orthodontic activity (UOA)	0
Carry forward orthodontic activity (UOA)	0
Baseline contract value	£559,857.65

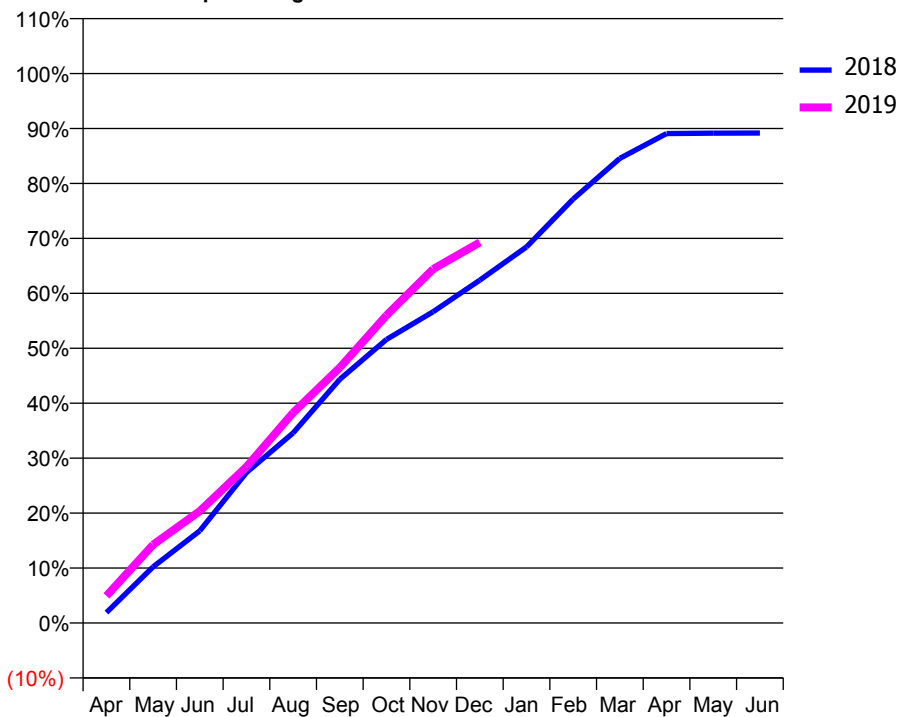
ACCESS*

Patients seen in 24 months	Total	Change since previous quarter
Quarter ending December 2017	9,525	
Quarter ending March 2018	9,679	→
Quarter ending June 2018	9,721	→
Quarter ending September 2018	9,869	→
Quarter ending December 2018	10,013	→
Variance since December 2017	5.1%	↑



ACTIVITY

Cumulative percentage of contracted UDA delivered 2018 & 2019



Month	Adjusted Scheduled Activity (UDA)	
	2018	2019
April	527	1,371
May	2,831	3,952
June	4,647	5,647
July	7,586	7,876
August	9,584	10,605
September	12,287	12,878
October	14,296	15,516
November	15,695	17,850
December	17,289	19,192
January	18,967	
February	21,379	
March	23,431	
April	24,680	
May	24,702	
June	24,704	

QUALITY

	Quantity	Base Number	Contract	AT	Region	England
% of FP17s for the same patient ID Re-attending within 3 months - Children	171	2,468	6.9%	10.1%	11.6%	11.8%
% of FP17s for the same patient ID Re-attending within 3 months - Adults	883	7,182	12.3%	14.0%	15.1%	15.6%
% of FP17s for the same patient ID Re-attending between 3 & 9 months - Children	1,226	2,468	49.7%	62.0%	59.9%	58.8%
% of FP17s for the same patient ID Re-attending between 3 & 9 months - Adults	3,477	7,182	48.4%	55.1%	52.0%	51.0%
% of FP17s for Band 1 Urgent Courses	717	9,007	8.0%	6.8%	8.0%	9.0%
% of FP17s Relating to Free Repair or Replacements	14	9,007	0.2%	0.8%	0.8%	0.8%
% of FP17s Relating to Continuations	118	9,007	1.3%	1.1%	0.9%	0.9%
% of Patients satisfied with the dentistry they have received	7	7	N/A	92.0%	93.6%	93.2%
% of Patients satisfied with the time they had to wait for an appointment	7	7	N/A	87.2%	88.6%	88.3%

* This is based on patients treated on this contract for their most recent course of treatment. Figures in italics indicate the base number of FP17s or Patient Questionnaire responses are less than 100. N/A is shown where the base number of responses is less than 10 during the period. % is calculated as Quantity/Base number*100

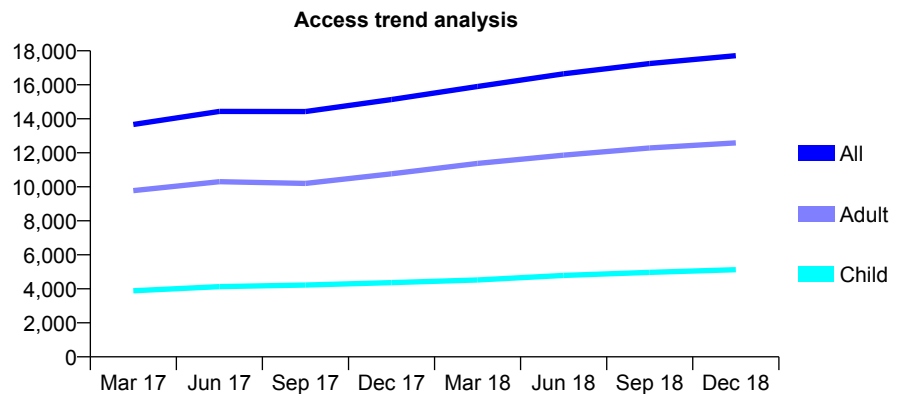
Q55 - Vital Signs At a Glance Contract Report for 120898/0002 - December 2018

Name or company name	Nationwide Healthcare Providers Ltd
Contract type name	GDS Contract
Purpose of contract	General
Contract start date	01/06/2015
Contract end date	

18/19 Contracted general activity (UDA)	41,898
Carry forward general activity (UDA)	-686
18/19 Contracted orthodontic activity (UOA)	0
Carry forward orthodontic activity (UOA)	0
Baseline contract value	£973,706.21

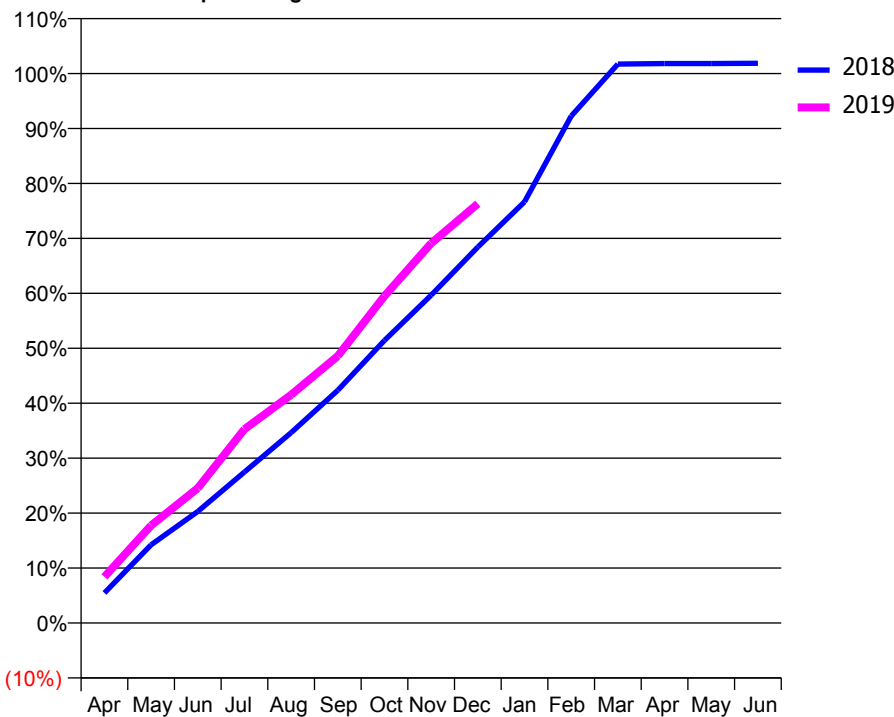
ACCESS*

Patients seen in 24 months	Total	Change since previous quarter
Quarter ending December 2017	15,131	
Quarter ending March 2018	15,902	↑
Quarter ending June 2018	16,647	↑
Quarter ending September 2018	17,250	↑
Quarter ending December 2018	17,710	↑
Variance since December 2017	17.0%	↑



ACTIVITY

Cumulative percentage of contracted UDA delivered 2018 & 2019



Month	Adjusted Scheduled Activity (UDA)	
	2018	2019
April	2,020	3,528
May	5,250	7,434
June	7,491	10,287
July	10,143	14,783
August	12,778	17,401
September	15,627	20,365
October	18,980	24,935
November	22,015	28,948
December	25,242	31,974
January	28,280	
February	34,041	
March	37,529	
April	37,563	
May	37,571	
June	37,584	

QUALITY

	Quantity	Base Number	Contract	AT	Region	England
% of FP17s for the same patient ID Re-attending within 3 months - Children	361	4,914	7.3%	10.1%	11.6%	11.8%
% of FP17s for the same patient ID Re-attending within 3 months - Adults	1,128	8,760	12.9%	14.0%	15.1%	15.6%
% of FP17s for the same patient ID Re-attending between 3 & 9 months - Children	2,466	4,914	50.2%	62.0%	59.9%	58.8%
% of FP17s for the same patient ID Re-attending between 3 & 9 months - Adults	3,036	8,760	34.7%	55.1%	52.0%	51.0%
% of FP17s for Band 1 Urgent Courses	1,106	13,647	8.1%	6.8%	8.0%	9.0%
% of FP17s Relating to Free Repair or Replacements	40	13,647	0.3%	0.8%	0.8%	0.8%
% of FP17s Relating to Continuations	256	13,647	1.9%	1.1%	0.9%	0.9%
% of Patients satisfied with the dentistry they have received	3	4	N/A	92.0%	93.6%	93.2%
% of Patients satisfied with the time they had to wait for an appointment	2	4	N/A	87.2%	88.6%	88.3%

* This is based on patients treated on this contract for their most recent course of treatment. Figures in italics indicate the base number of FP17s or Patient Questionnaire responses are less than 100. N/A is shown where the base number of responses is less than 10 during the period. % is calculated as Quantity/Base number*100

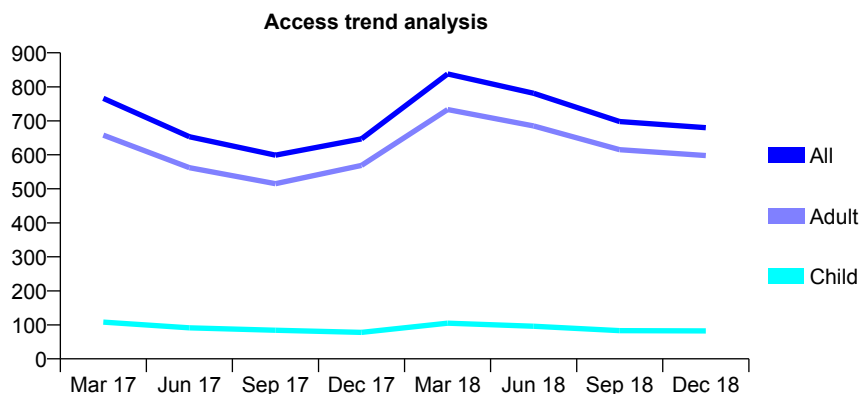
Q55 - Vital Signs At a Glance Contract Report for 121908/0002 - December 2018

Name or company name	Forest Road and Cherry Orchard Mount
Contract type name	GDS Contract
Purpose of contract	General
Contract start date	18/09/2012
Contract end date	

18/19 Contracted general activity (UDA)	3,955
Carry forward general activity (UDA)	-87
18/19 Contracted orthodontic activity (UOA)	0
Carry forward orthodontic activity (UOA)	0
Baseline contract value	£104,371.47

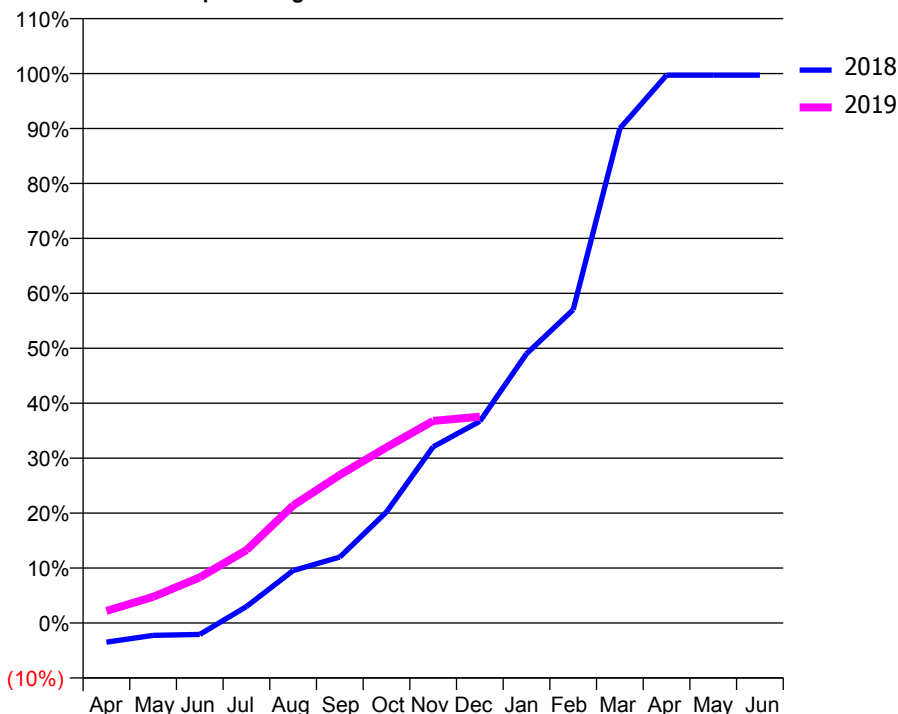
ACCESS*

Patients seen in 24 months	Total	Change since previous quarter
Quarter ending December 2017	647	
Quarter ending March 2018	838	↑
Quarter ending June 2018	781	↓
Quarter ending September 2018	698	↓
Quarter ending December 2018	680	↓
Variance since December 2017	5.1%	↑



ACTIVITY

Cumulative percentage of contracted UDA delivered 2018 & 2019



Month	Adjusted Scheduled Activity (UDA)	
	2018	2019
April	-139	87
May	-89	188
June	-83	329
July	119	524
August	378	846
September	475	1,066
October	799	1,264
November	1,269	1,455
December	1,452	1,486
January	1,938	
February	2,255	
March	3,559	
April	3,943	
May	3,943	
June	3,943	

QUALITY

	Quantity	Base Number	Contract	AT	Region	England
% of FP17s for the same patient ID Re-attending within 3 months - Children	2	51	3.9%	10.1%	11.6%	11.8%
% of FP17s for the same patient ID Re-attending within 3 months - Adults	40	370	10.8%	14.0%	15.1%	15.6%
% of FP17s for the same patient ID Re-attending between 3 & 9 months - Children	26	51	51.0%	62.0%	59.9%	58.8%
% of FP17s for the same patient ID Re-attending between 3 & 9 months - Adults	183	370	49.5%	55.1%	52.0%	51.0%
% of FP17s for Band 1 Urgent Courses	22	344	6.4%	6.8%	8.0%	9.0%
% of FP17s Relating to Free Repair or Replacements	4	344	1.2%	0.8%	0.8%	0.8%
% of FP17s Relating to Continuations	2	344	0.6%	1.1%	0.9%	0.9%
% of Patients satisfied with the dentistry they have received	0	0	N/A	92.0%	93.6%	93.2%
% of Patients satisfied with the time they had to wait for an appointment	0	0	N/A	87.2%	88.6%	88.3%

* This is based on patients treated on this contract for their most recent course of treatment. Figures in italics indicate the base number of FP17s or Patient Questionnaire responses are less than 100. N/A is shown where the base number of responses is less than 10 during the period. % is calculated as Quantity/Base number*100

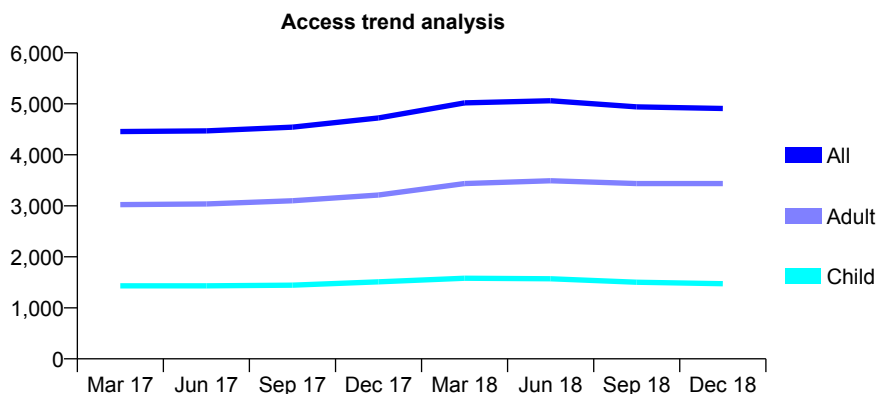
Q55 - Vital Signs At a Glance Contract Report for 124788/0002 - December 2018

Name or company name	Laxsh Ltd
Contract type name	GDS Contract
Purpose of contract	General
Contract start date	23/02/2009
Contract end date	

18/19 Contracted general activity (UDA)	14,000
Carry forward general activity (UDA)	-200
18/19 Contracted orthodontic activity (UOA)	0
Carry forward orthodontic activity (UOA)	0
Baseline contract value	£326,337.95

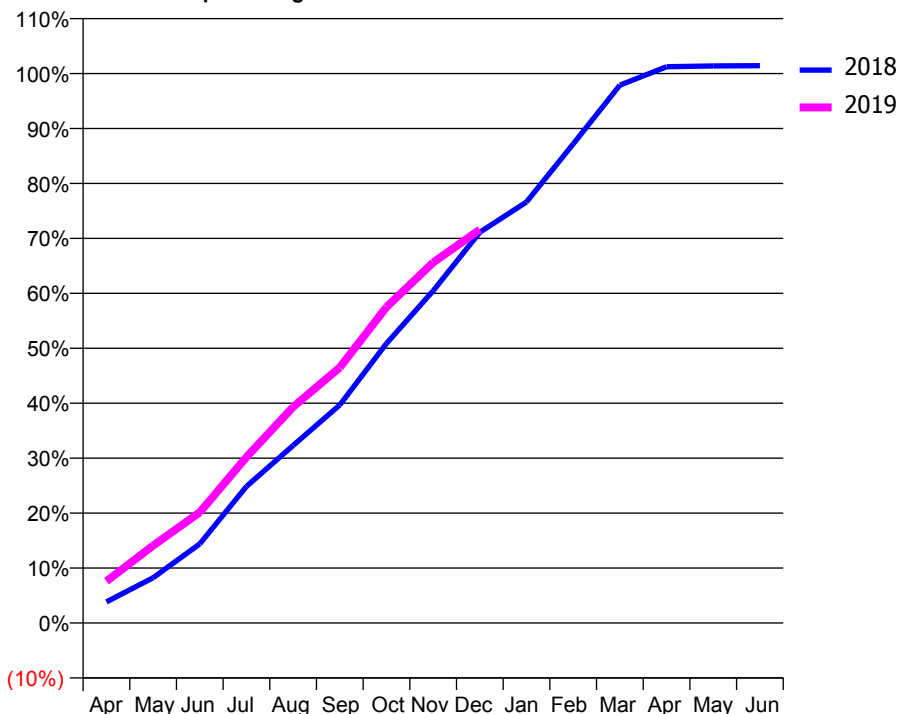
ACCESS*

Patients seen in 24 months	Total	Change since previous quarter
Quarter ending December 2017	4,723	
Quarter ending March 2018	5,017	↑
Quarter ending June 2018	5,061	→
Quarter ending September 2018	4,939	↓
Quarter ending December 2018	4,909	→
Variance since December 2017	3.9%	↑



ACTIVITY

Cumulative percentage of contracted UDA delivered 2018 & 2019



Month	Adjusted Scheduled Activity (UDA)	
	2018	2019
April	537	1,065
May	1,152	1,971
June	2,015	2,822
July	3,481	4,229
August	4,524	5,504
September	5,557	6,510
October	7,121	8,050
November	8,464	9,186
December	9,955	10,024
January	10,726	
February	12,204	
March	13,702	
April	14,172	
May	14,194	
June	14,200	

QUALITY

	Quantity	Base Number	Contract	AT	Region	England
% of FP17s for the same patient ID Re-attending within 3 months - Children	118	1,628	7.2%	10.1%	11.6%	11.8%
% of FP17s for the same patient ID Re-attending within 3 months - Adults	514	3,713	13.8%	14.0%	15.1%	15.6%
% of FP17s for the same patient ID Re-attending between 3 & 9 months - Children	1,130	1,628	69.4%	62.0%	59.9%	58.8%
% of FP17s for the same patient ID Re-attending between 3 & 9 months - Adults	2,406	3,713	64.8%	55.1%	52.0%	51.0%
% of FP17s for Band 1 Urgent Courses	324	5,111	6.3%	6.8%	8.0%	9.0%
% of FP17s Relating to Free Repair or Replacements	16	5,111	0.3%	0.8%	0.8%	0.8%
% of FP17s Relating to Continuations	79	5,111	1.5%	1.1%	0.9%	0.9%
% of Patients satisfied with the dentistry they have received	0	0	N/A	92.0%	93.6%	93.2%
% of Patients satisfied with the time they had to wait for an appointment	0	0	N/A	87.2%	88.6%	88.3%

* This is based on patients treated on this contract for their most recent course of treatment. Figures in italics indicate the base number of FP17s or Patient Questionnaire responses are less than 100. N/A is shown where the base number of responses is less than 10 during the period. % is calculated as Quantity/Base number*100

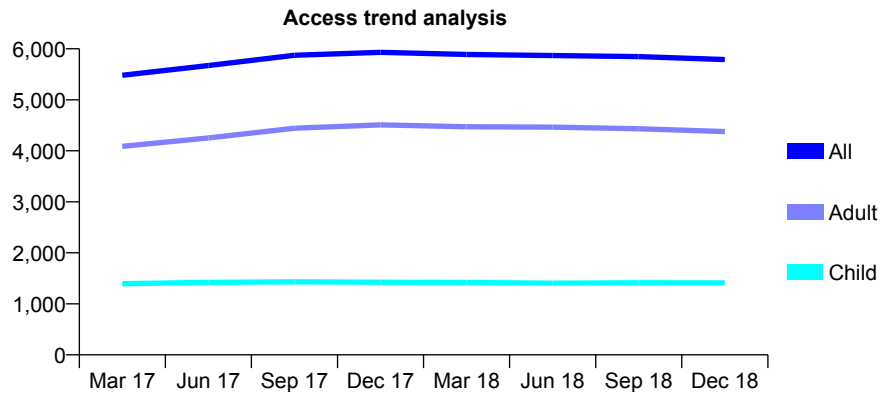
Q55 - Vital Signs At a Glance Contract Report for 124931/0001 - December 2018

Name or company name	Goyt Valley Medical & Dental Practice
Contract type name	GDS Contract
Purpose of contract	General
Contract start date	01/04/2008
Contract end date	

18/19 Contracted general activity (UDA)	19,370
Carry forward general activity (UDA)	111
18/19 Contracted orthodontic activity (UOA)	0
Carry forward orthodontic activity (UOA)	0
Baseline contract value	£627,933.85

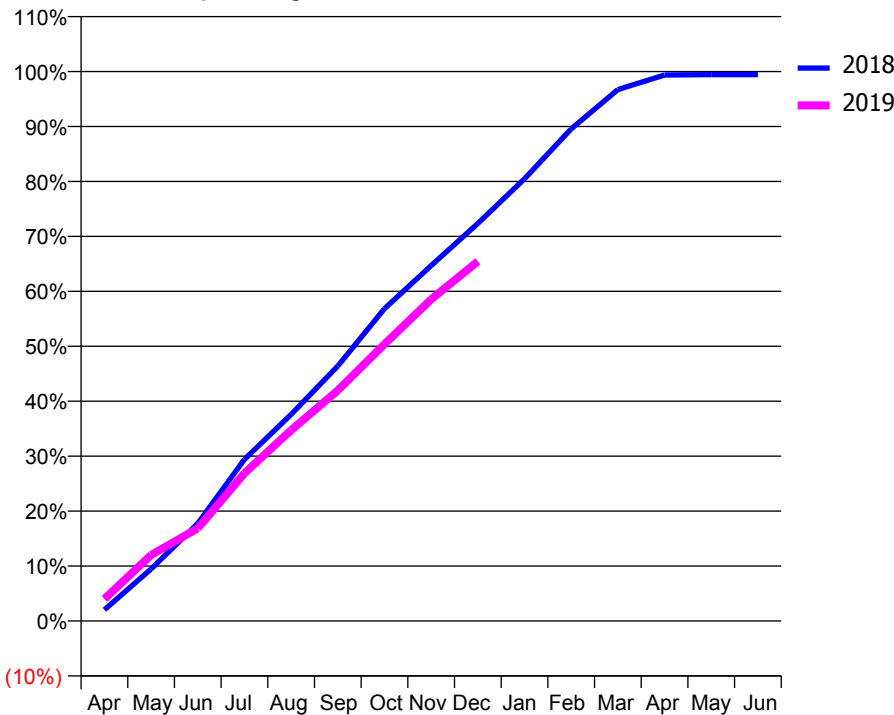
ACCESS*

Patients seen in 24 months	Total	Change since previous quarter
Quarter ending December 2017	5,931	
Quarter ending March 2018	5,890	→
Quarter ending June 2018	5,869	→
Quarter ending September 2018	5,847	→
Quarter ending December 2018	5,790	→
Variance since December 2017	(2.4%)	↓



ACTIVITY

Cumulative percentage of contracted UDA delivered 2018 & 2019



Month	Adjusted Scheduled Activity (UDA)	
	2018	2019
April	397	779
May	1,834	2,328
June	3,439	3,270
July	5,699	5,212
August	7,282	6,728
September	8,991	8,129
October	11,010	9,761
November	12,531	11,338
December	14,017	12,679
January	15,591	
February	17,349	
March	18,736	
April	19,246	
May	19,259	
June	19,259	

QUALITY

	Quantity	Base Number	Contract	AT	Region	England
% of FP17s for the same patient ID Re-attending within 3 months - Children	105	1,776	5.9%	10.1%	11.6%	11.8%
% of FP17s for the same patient ID Re-attending within 3 months - Adults	812	5,467	14.9%	14.0%	15.1%	15.6%
% of FP17s for the same patient ID Re-attending between 3 & 9 months - Children	1,256	1,776	70.7%	62.0%	59.9%	58.8%
% of FP17s for the same patient ID Re-attending between 3 & 9 months - Adults	3,527	5,467	64.5%	55.1%	52.0%	51.0%
% of FP17s for Band 1 Urgent Courses	481	6,973	6.9%	6.8%	8.0%	9.0%
% of FP17s Relating to Free Repair or Replacements	84	6,973	1.2%	0.8%	0.8%	0.8%
% of FP17s Relating to Continuations	75	6,973	1.1%	1.1%	0.9%	0.9%
% of Patients satisfied with the dentistry they have received	9	9	N/A	92.0%	93.6%	93.2%
% of Patients satisfied with the time they had to wait for an appointment	9	9	N/A	87.2%	88.6%	88.3%

* This is based on patients treated on this contract for their most recent course of treatment. Figures in italics indicate the base number of FP17s or Patient Questionnaire responses are less than 100. N/A is shown where the base number of responses is less than 10 during the period. % is calculated as Quantity/Base number*100

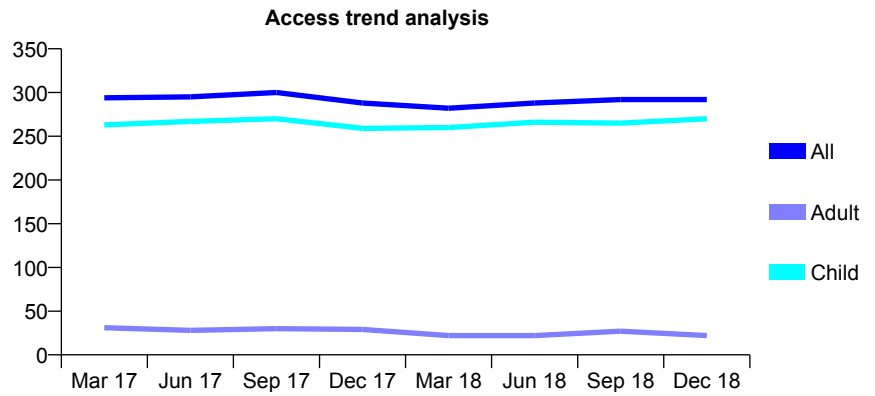
Q55 - Vital Signs At a Glance Contract Report for 125563/0001 - December 2018

Name or company name	S Goodwin Limited*
Contract type name	GDS Contract
Purpose of contract	General
Contract start date	01/10/2008
Contract end date	

18/19 Contracted general activity (UDA)	815
Carry forward general activity (UDA)	-8
18/19 Contracted orthodontic activity (UOA)	0
Carry forward orthodontic activity (UOA)	0
Baseline contract value	£26,261.85

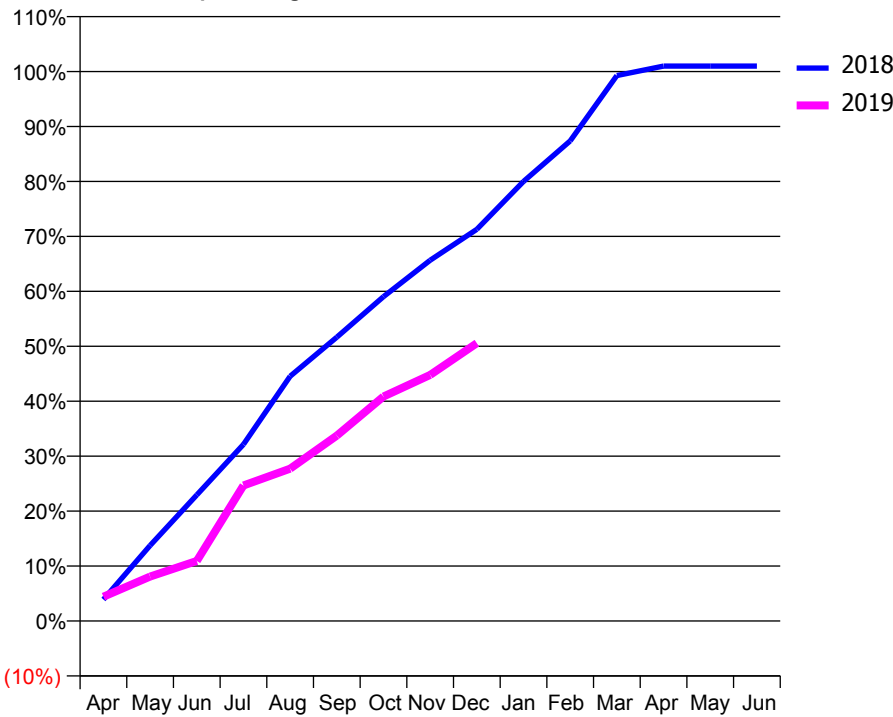
ACCESS*

Patients seen in 24 months	Total	Change since previous quarter
Quarter ending December 2017	288	
Quarter ending March 2018	282	↓
Quarter ending June 2018	288	↑
Quarter ending September 2018	292	→
Quarter ending December 2018	292	→
Variance since December 2017	1.4%	→



ACTIVITY

Cumulative percentage of contracted UDA delivered 2018 & 2019



Month	Adjusted Scheduled Activity (UDA)	
	2018	2019
April	32	36
May	112	66
June	187	89
July	262	201
August	363	226
September	421	275
October	481	333
November	535	365
December	581	412
January	652	
February	712	
March	809	
April	823	
May	823	
June	823	

QUALITY

	Quantity	Base Number	Contract	AT	Region	England
% of FP17s for the same patient ID Re-attending within 3 months - Children	36	315	11.4%	10.1%	11.6%	11.8%
% of FP17s for the same patient ID Re-attending within 3 months - Adults	0	0	N/A	14.0%	15.1%	15.6%
% of FP17s for the same patient ID Re-attending between 3 & 9 months - Children	206	315	65.4%	62.0%	59.9%	58.8%
% of FP17s for the same patient ID Re-attending between 3 & 9 months - Adults	0	0	N/A	55.1%	52.0%	51.0%
% of FP17s for Band 1 Urgent Courses	0	305	0.0%	6.8%	8.0%	9.0%
% of FP17s Relating to Free Repair or Replacements	0	305	0.0%	0.8%	0.8%	0.8%
% of FP17s Relating to Continuations	0	305	0.0%	1.1%	0.9%	0.9%
% of Patients satisfied with the dentistry they have received	0	0	N/A	92.0%	93.6%	93.2%
% of Patients satisfied with the time they had to wait for an appointment	0	0	N/A	87.2%	88.6%	88.3%

* This is based on patients treated on this contract for their most recent course of treatment. Figures in italics indicate the base number of FP17s or Patient Questionnaire responses are less than 100. N/A is shown where the base number of responses is less than 10 during the period. % is calculated as Quantity/Base number*100

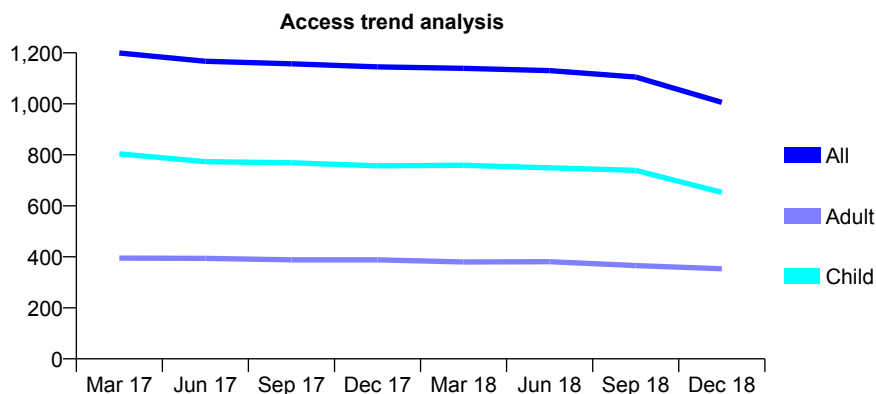
Q55 - Vital Signs At a Glance Contract Report for 125725/0001 - December 2018

Name or company name	D A Bradley Ltd
Contract type name	GDS Contract
Purpose of contract	General
Contract start date	01/09/2008
Contract end date	30/11/2018

18/19 Contracted general activity (UDA)	2,467
Carry forward general activity (UDA)	0
18/19 Contracted orthodontic activity (UOA)	0
Carry forward orthodontic activity (UOA)	0
Baseline contract value	£67,903.79

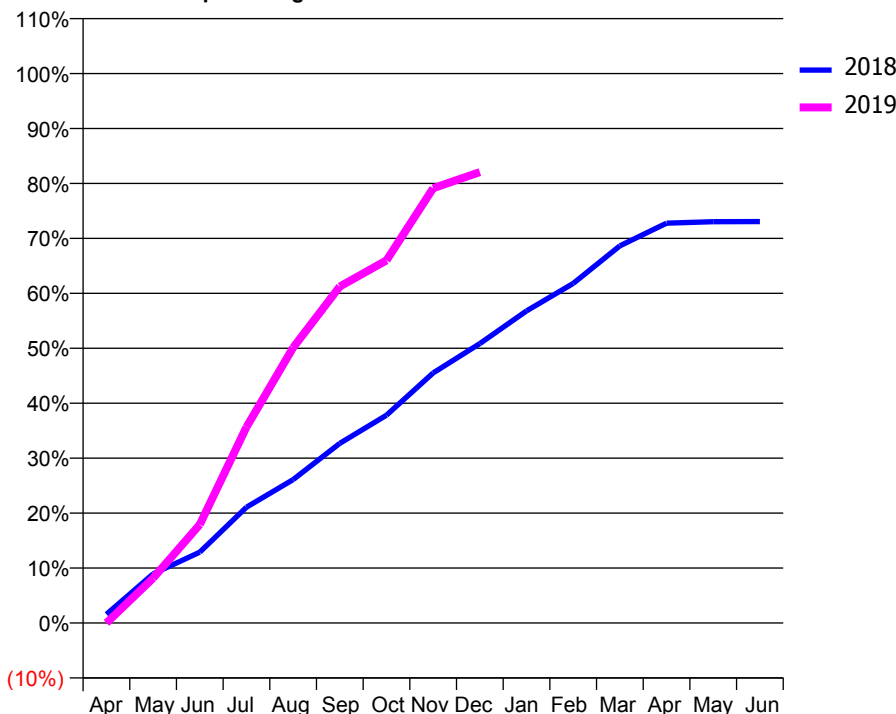
ACCESS*

Patients seen in 24 months	Total	Change since previous quarter
Quarter ending December 2017	1,145	
Quarter ending March 2018	1,139	→
Quarter ending June 2018	1,130	→
Quarter ending September 2018	1,105	↓
Quarter ending December 2018	1,006	↓
Variance since December 2017	(12.1%)	↓



ACTIVITY

Cumulative percentage of contracted UDA delivered 2018 & 2019



Adjusted Scheduled Activity (UDA)

Month	2018	2019
April	59	0
May	331	201
June	477	442
July	780	880
August	966	1,237
September	1,210	1,511
October	1,399	1,628
November	1,684	1,952
December	1,882	2,024
January	2,102	
February	2,287	
March	2,540	
April	2,692	
May	2,702	
June	2,703	

QUALITY

	Quantity	Base Number	Contract	AT	Region	England
% of FP17s for the same patient ID Re-attending within 3 months - Children	48	752	6.4%	10.1%	11.6%	11.8%
% of FP17s for the same patient ID Re-attending within 3 months - Adults	28	272	10.3%	14.0%	15.1%	15.6%
% of FP17s for the same patient ID Re-attending between 3 & 9 months - Children	451	752	60.0%	62.0%	59.9%	58.8%
% of FP17s for the same patient ID Re-attending between 3 & 9 months - Adults	149	272	54.8%	55.1%	52.0%	51.0%
% of FP17s for Band 1 Urgent Courses	11	942	1.2%	6.8%	8.0%	9.0%
% of FP17s Relating to Free Repair or Replacements	1	942	0.1%	0.8%	0.8%	0.8%
% of FP17s Relating to Continuations	13	942	1.4%	1.1%	0.9%	0.9%
% of Patients satisfied with the dentistry they have received	0	0	N/A	92.0%	93.6%	93.2%
% of Patients satisfied with the time they had to wait for an appointment	0	0	N/A	87.2%	88.6%	88.3%

* This is based on patients treated on this contract for their most recent course of treatment. Figures in italics indicate the base number of FP17s or Patient Questionnaire responses are less than 100. N/A is shown where the base number of responses is less than 10 during the period. % is calculated as Quantity/Base number*100

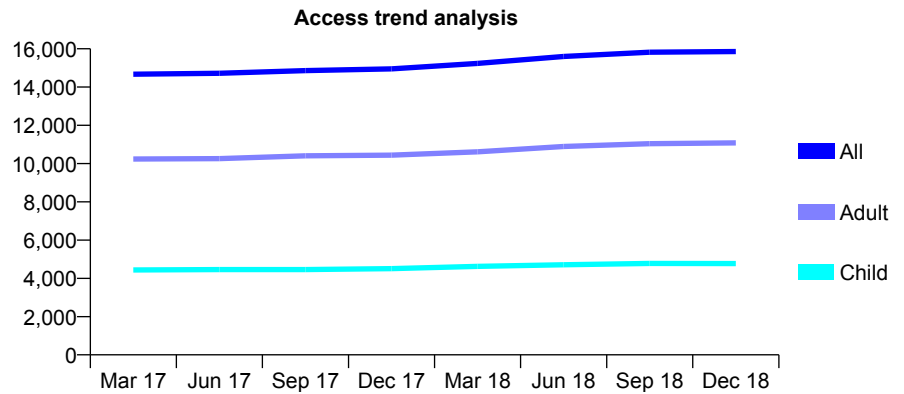
Q55 - Vital Signs At a Glance Contract Report for 126667/0001 - December 2018

Name or company name	Nationwide Healthcare - Normanton Road f
Contract type name	GDS Contract
Purpose of contract	General
Contract start date	17/02/2009
Contract end date	

18/19 Contracted general activity (UDA)	48,218
Carry forward general activity (UDA)	-125
18/19 Contracted orthodontic activity (UOA)	0
Carry forward orthodontic activity (UOA)	0
Baseline contract value	£1,189,427.69

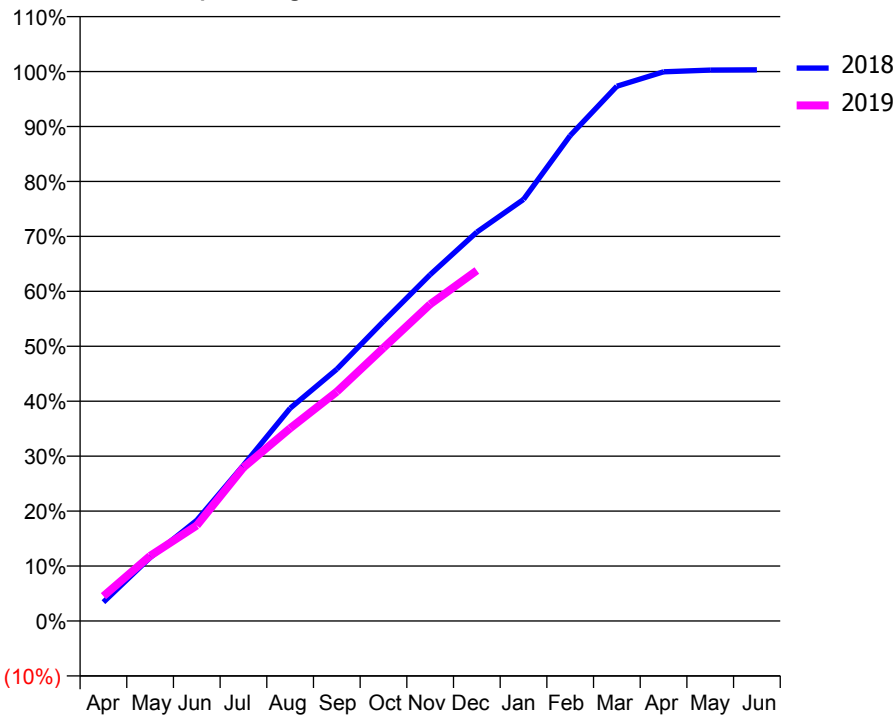
ACCESS*

Patients seen in 24 months	Total	Change since previous quarter
Quarter ending December 2017	14,948	
Quarter ending March 2018	15,238	→
Quarter ending June 2018	15,602	↑
Quarter ending September 2018	15,819	→
Quarter ending December 2018	15,856	→
Variance since December 2017	6.1%	↑



ACTIVITY

Cumulative percentage of contracted UDA delivered 2018 & 2019



Month	Adjusted Scheduled Activity (UDA)	
	2018	2019
April	1,384	2,182
May	4,643	5,718
June	7,373	8,383
July	11,407	13,478
August	15,571	16,910
September	18,428	20,122
October	21,930	23,970
November	25,355	27,793
December	28,468	30,753
January	30,852	
February	35,527	
March	39,141	
April	40,198	
May	40,320	
June	40,343	

QUALITY

	Quantity	Base Number	Contract	AT	Region	England
% of FP17s for the same patient ID Re-attending within 3 months - Children	418	5,131	8.1%	10.1%	11.6%	11.8%
% of FP17s for the same patient ID Re-attending within 3 months - Adults	1,002	8,953	11.2%	14.0%	15.1%	15.6%
% of FP17s for the same patient ID Re-attending between 3 & 9 months - Children	2,701	5,131	52.6%	62.0%	59.9%	58.8%
% of FP17s for the same patient ID Re-attending between 3 & 9 months - Adults	3,293	8,953	36.8%	55.1%	52.0%	51.0%
% of FP17s for Band 1 Urgent Courses	905	13,548	6.7%	6.8%	8.0%	9.0%
% of FP17s Relating to Free Repair or Replacements	43	13,548	0.3%	0.8%	0.8%	0.8%
% of FP17s Relating to Continuations	209	13,548	1.5%	1.1%	0.9%	0.9%
% of Patients satisfied with the dentistry they have received	5	6	N/A	92.0%	93.6%	93.2%
% of Patients satisfied with the time they had to wait for an appointment	4	6	N/A	87.2%	88.6%	88.3%

* This is based on patients treated on this contract for their most recent course of treatment. Figures in italics indicate the base number of FP17s or Patient Questionnaire responses are less than 100. N/A is shown where the base number of responses is less than 10 during the period. % is calculated as Quantity/Base number*100

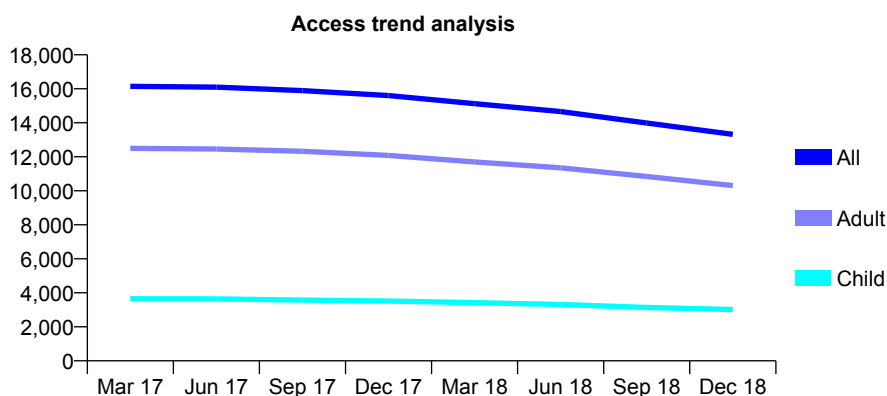
Q55 - Vital Signs At a Glance Contract Report for 127000/0001 - December 2018

Name or company name	Petrie Tucker & Partners Ltd
Contract type name	GDS Contract
Purpose of contract	General
Contract start date	01/04/2012
Contract end date	

18/19 Contracted general activity (UDA)	52,324
Carry forward general activity (UDA)	0
18/19 Contracted orthodontic activity (UOA)	0
Carry forward orthodontic activity (UOA)	0
Baseline contract value	£1,254,262.92

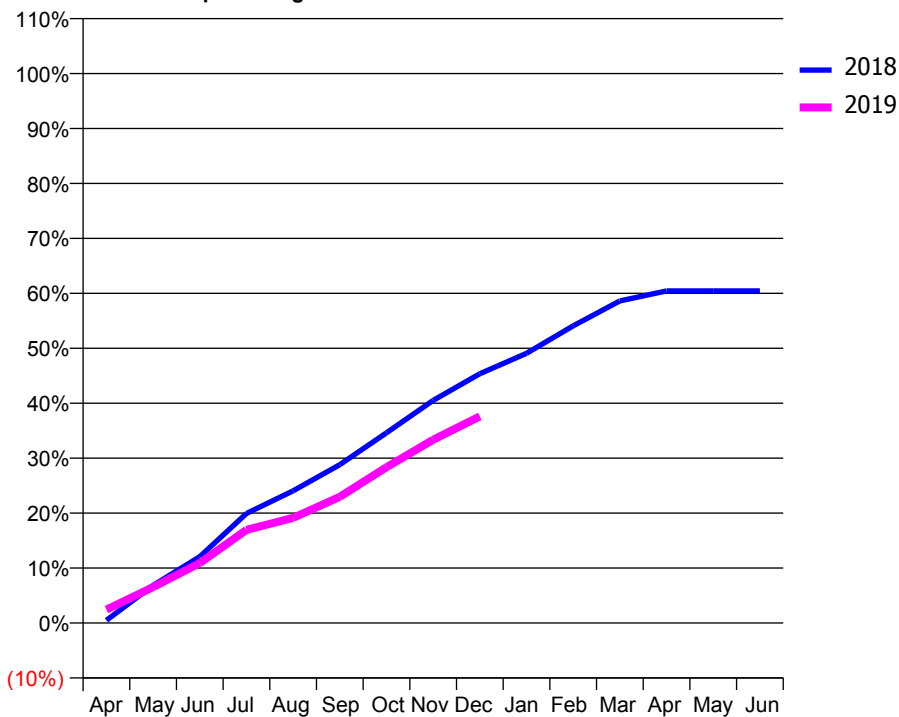
ACCESS*

Patients seen in 24 months	Total	Change since previous quarter
Quarter ending December 2017	15,605	
Quarter ending March 2018	15,123	↓
Quarter ending June 2018	14,666	↓
Quarter ending September 2018	13,991	↓
Quarter ending December 2018	13,325	↓
Variance since December 2017	(14.6%)	↓



ACTIVITY

Cumulative percentage of contracted UDA delivered 2018 & 2019



Month	Adjusted Scheduled Activity (UDA)	
	2018	2019
April	265	1,270
May	3,582	3,418
June	6,313	5,710
July	10,426	8,863
August	12,591	10,010
September	15,078	12,017
October	18,113	14,835
November	21,203	17,447
December	23,733	19,670
January	25,678	
February	28,293	
March	30,666	
April	31,625	
May	31,624	
June	31,623	

QUALITY

	Quantity	Base Number	Contract	AT	Region	England
% of FP17s for the same patient ID Re-attending within 3 months - Children	139	2,240	6.2%	10.1%	11.6%	11.8%
% of FP17s for the same patient ID Re-attending within 3 months - Adults	911	7,765	11.7%	14.0%	15.1%	15.6%
% of FP17s for the same patient ID Re-attending between 3 & 9 months - Children	863	2,240	38.5%	62.0%	59.9%	58.8%
% of FP17s for the same patient ID Re-attending between 3 & 9 months - Adults	3,136	7,765	40.4%	55.1%	52.0%	51.0%
% of FP17s for Band 1 Urgent Courses	468	9,575	4.9%	6.8%	8.0%	9.0%
% of FP17s Relating to Free Repair or Replacements	73	9,575	0.8%	0.8%	0.8%	0.8%
% of FP17s Relating to Continuations	267	9,575	2.8%	1.1%	0.9%	0.9%
% of Patients satisfied with the dentistry they have received	2	2	N/A	92.0%	93.6%	93.2%
% of Patients satisfied with the time they had to wait for an appointment	2	2	N/A	87.2%	88.6%	88.3%

* This is based on patients treated on this contract for their most recent course of treatment. Figures in italics indicate the base number of FP17s or Patient Questionnaire responses are less than 100. N/A is shown where the base number of responses is less than 10 during the period. % is calculated as Quantity/Base number*100

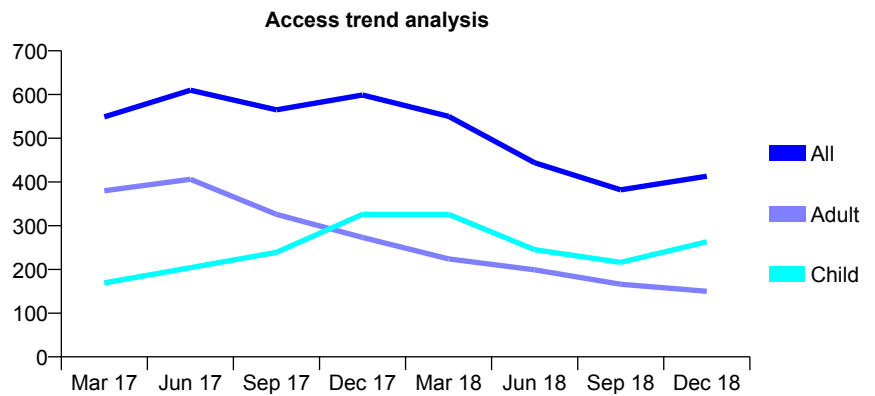
Q55 - Vital Signs At a Glance Contract Report for 128597/0001 - December 2018

Name or company name	Creswell Dental Limited
Contract type name	GDS Contract
Purpose of contract	General
Contract start date	01/07/2013
Contract end date	

18/19 Contracted general activity (UDA)	1,760
Carry forward general activity (UDA)	0
18/19 Contracted orthodontic activity (UOA)	0
Carry forward orthodontic activity (UOA)	0
Baseline contract value	£48,615.10

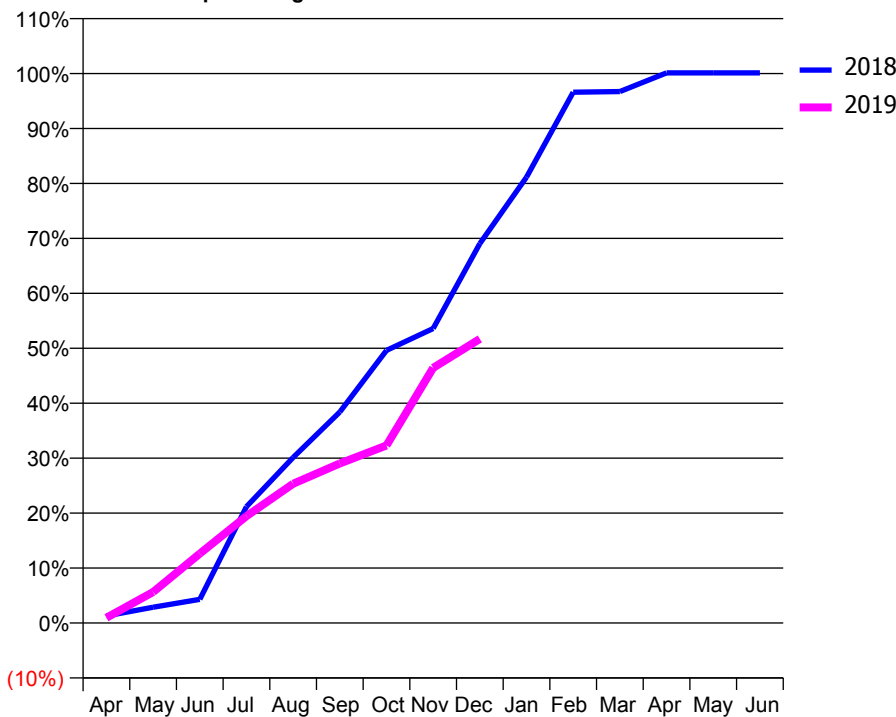
ACCESS*

Patients seen in 24 months	Total	Change since previous quarter
Quarter ending December 2017	599	
Quarter ending March 2018	550	↓
Quarter ending June 2018	444	↓
Quarter ending September 2018	382	↓
Quarter ending December 2018	413	↑
Variance since December 2017	(31.1%)	↓



ACTIVITY

Cumulative percentage of contracted UDA delivered 2018 & 2019



Month	Adjusted Scheduled Activity (UDA)	
	2018	2019
April	23	17
May	51	99
June	76	222
July	373	342
August	530	446
September	676	511
October	873	569
November	943	817
December	1,215	910
January	1,428	
February	1,700	
March	1,702	
April	1,762	
May	1,762	
June	1,762	

QUALITY

	Quantity	Base Number	Contract	AT	Region	England
% of FP17s for the same patient ID Re-attending within 3 months - Children	5	315	1.6%	10.1%	11.6%	11.8%
% of FP17s for the same patient ID Re-attending within 3 months - Adults	22	265	8.3%	14.0%	15.1%	15.6%
% of FP17s for the same patient ID Re-attending between 3 & 9 months - Children	54	315	17.1%	62.0%	59.9%	58.8%
% of FP17s for the same patient ID Re-attending between 3 & 9 months - Adults	27	265	10.2%	55.1%	52.0%	51.0%
% of FP17s for Band 1 Urgent Courses	190	544	34.9%	6.8%	8.0%	9.0%
% of FP17s Relating to Free Repair or Replacements	0	544	0.0%	0.8%	0.8%	0.8%
% of FP17s Relating to Continuations	6	544	1.1%	1.1%	0.9%	0.9%
% of Patients satisfied with the dentistry they have received	1	1	N/A	92.0%	93.6%	93.2%
% of Patients satisfied with the time they had to wait for an appointment	1	1	N/A	87.2%	88.6%	88.3%

* This is based on patients treated on this contract for their most recent course of treatment. Figures in italics indicate the base number of FP17s or Patient Questionnaire responses are less than 100. N/A is shown where the base number of responses is less than 10 during the period. % is calculated as Quantity/Base number*100

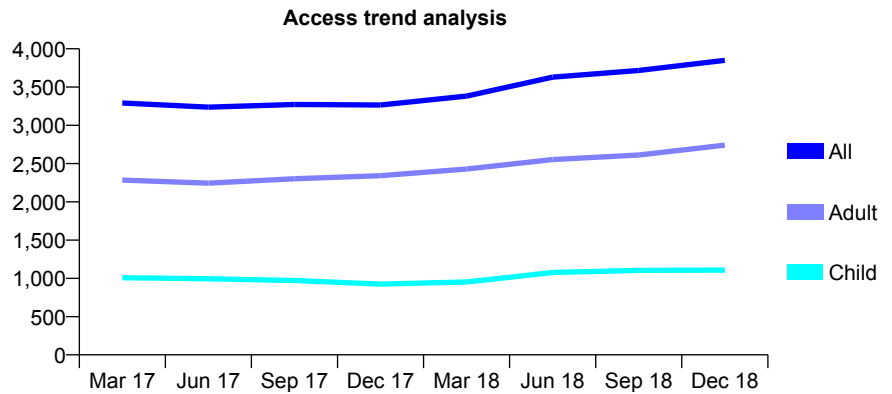
Q55 - Vital Signs At a Glance Contract Report for 128597/0002 - December 2018

Name or company name	Creswell Dental Limited
Contract type name	GDS Contract
Purpose of contract	General
Contract start date	01/07/2013
Contract end date	

18/19 Contracted general activity (UDA)	10,000
Carry forward general activity (UDA)	79
18/19 Contracted orthodontic activity (UOA)	0
Carry forward orthodontic activity (UOA)	0
Baseline contract value	£386,839.69

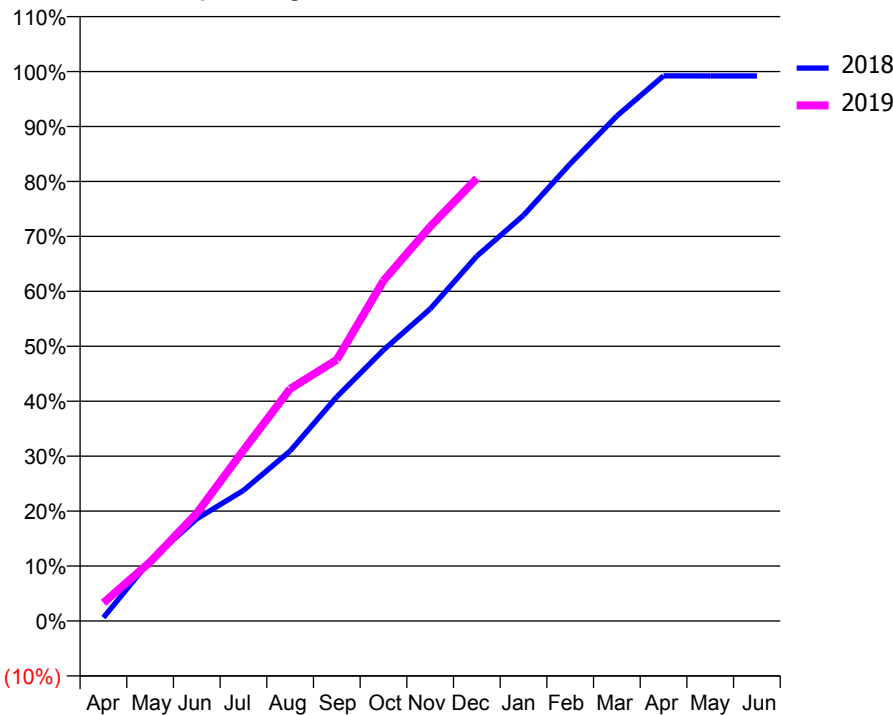
ACCESS*

Patients seen in 24 months	Total	Change since previous quarter
Quarter ending December 2017	3,266	
Quarter ending March 2018	3,382	↑
Quarter ending June 2018	3,629	↑
Quarter ending September 2018	3,716	↑
Quarter ending December 2018	3,849	↑
Variance since December 2017	17.9%	↑



ACTIVITY

Cumulative percentage of contracted UDA delivered 2018 & 2019



Month	Adjusted Scheduled Activity (UDA)	
	2018	2019
April	61	332
May	1,101	1,074
June	1,861	1,963
July	2,377	3,108
August	3,094	4,227
September	4,080	4,755
October	4,933	6,194
November	5,679	7,176
December	6,641	8,054
January	7,384	
February	8,321	
March	9,192	
April	9,921	
May	9,919	
June	9,919	

QUALITY

	Quantity	Base Number	Contract	AT	Region	England
% of FP17s for the same patient ID Re-attending within 3 months - Children	61	1,331	4.6%	10.1%	11.6%	11.8%
% of FP17s for the same patient ID Re-attending within 3 months - Adults	291	3,005	9.7%	14.0%	15.1%	15.6%
% of FP17s for the same patient ID Re-attending between 3 & 9 months - Children	676	1,331	50.8%	62.0%	59.9%	58.8%
% of FP17s for the same patient ID Re-attending between 3 & 9 months - Adults	1,631	3,005	54.3%	55.1%	52.0%	51.0%
% of FP17s for Band 1 Urgent Courses	41	3,976	1.0%	6.8%	8.0%	9.0%
% of FP17s Relating to Free Repair or Replacements	38	3,976	1.0%	0.8%	0.8%	0.8%
% of FP17s Relating to Continuations	108	3,976	2.7%	1.1%	0.9%	0.9%
% of Patients satisfied with the dentistry they have received	1	1	N/A	92.0%	93.6%	93.2%
% of Patients satisfied with the time they had to wait for an appointment	1	1	N/A	87.2%	88.6%	88.3%

* This is based on patients treated on this contract for their most recent course of treatment. Figures in italics indicate the base number of FP17s or Patient Questionnaire responses are less than 100. N/A is shown where the base number of responses is less than 10 during the period. % is calculated as Quantity/Base number*100

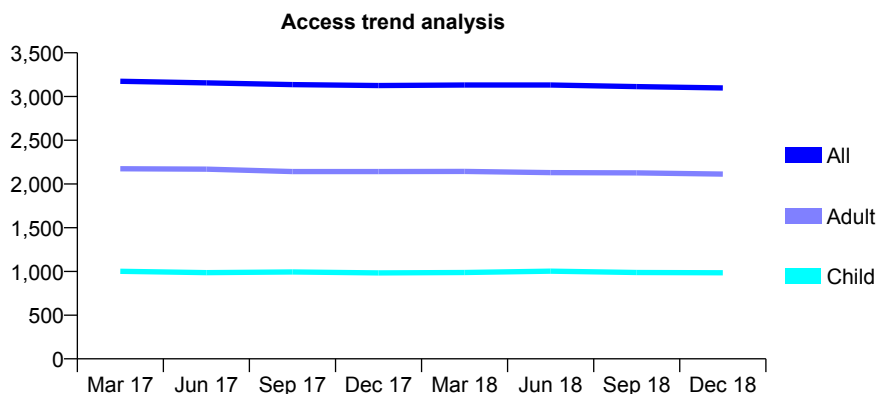
Q55 - Vital Signs At a Glance Contract Report for 131806/0001 - December 2018

Name or company name	Wollaton Dental Care
Contract type name	GDS Contract
Purpose of contract	General
Contract start date	01/04/2006
Contract end date	

18/19 Contracted general activity (UDA)	9,356
Carry forward general activity (UDA)	345
18/19 Contracted orthodontic activity (UOA)	0
Carry forward orthodontic activity (UOA)	0
Baseline contract value	£216,128.07

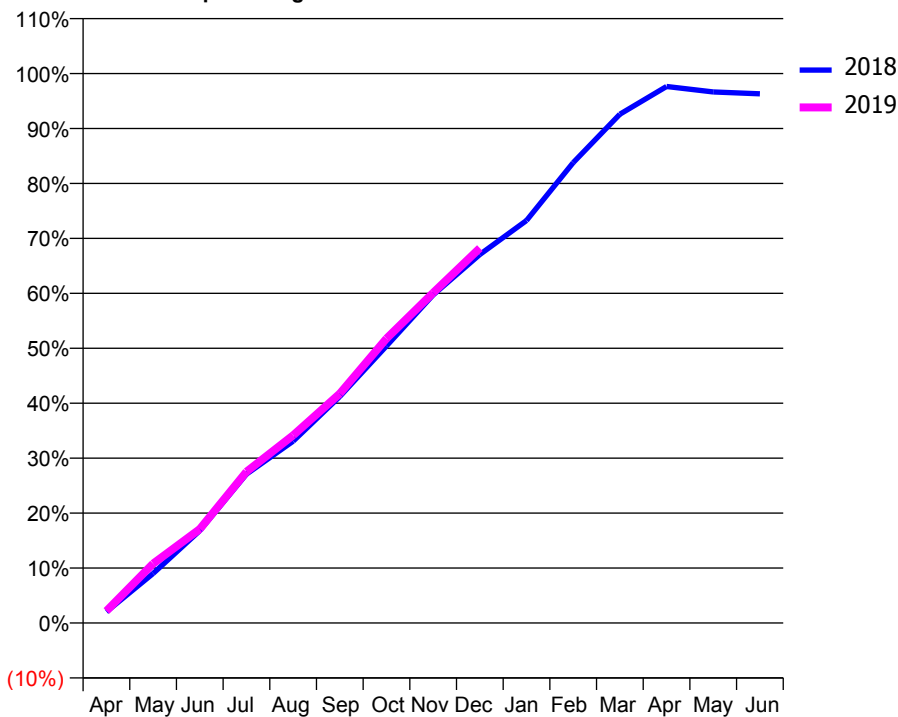
ACCESS*

Patients seen in 24 months	Total	Change since previous quarter
Quarter ending December 2017	3,125	
Quarter ending March 2018	3,131	→
Quarter ending June 2018	3,132	→
Quarter ending September 2018	3,114	→
Quarter ending December 2018	3,098	→
Variance since December 2017	(0.9%)	→



ACTIVITY

Cumulative percentage of contracted UDA delivered 2018 & 2019



Month	Adjusted Scheduled Activity (UDA)	
	2018	2019
April	192	205
May	843	1,012
June	1,573	1,600
July	2,534	2,575
August	3,095	3,195
September	3,857	3,906
October	4,716	4,843
November	5,587	5,623
December	6,274	6,383
January	6,853	
February	7,839	
March	8,664	
April	9,136	
May	9,042	
June	9,011	

QUALITY

	Quantity	Base Number	Contract	AT	Region	England
% of FP17s for the same patient ID Re-attending within 3 months - Children	104	1,256	8.3%	10.1%	11.6%	11.8%
% of FP17s for the same patient ID Re-attending within 3 months - Adults	398	2,572	15.5%	14.0%	15.1%	15.6%
% of FP17s for the same patient ID Re-attending between 3 & 9 months - Children	808	1,256	64.3%	62.0%	59.9%	58.8%
% of FP17s for the same patient ID Re-attending between 3 & 9 months - Adults	1,513	2,572	58.8%	55.1%	52.0%	51.0%
% of FP17s for Band 1 Urgent Courses	167	3,637	4.6%	6.8%	8.0%	9.0%
% of FP17s Relating to Free Repair or Replacements	17	3,637	0.5%	0.8%	0.8%	0.8%
% of FP17s Relating to Continuations	88	3,637	2.4%	1.1%	0.9%	0.9%
% of Patients satisfied with the dentistry they have received	2	2	N/A	92.0%	93.6%	93.2%
% of Patients satisfied with the time they had to wait for an appointment	2	2	N/A	87.2%	88.6%	88.3%

* This is based on patients treated on this contract for their most recent course of treatment. Figures in italics indicate the base number of FP17s or Patient Questionnaire responses are less than 100. N/A is shown where the base number of responses is less than 10 during the period. % is calculated as Quantity/Base number*100

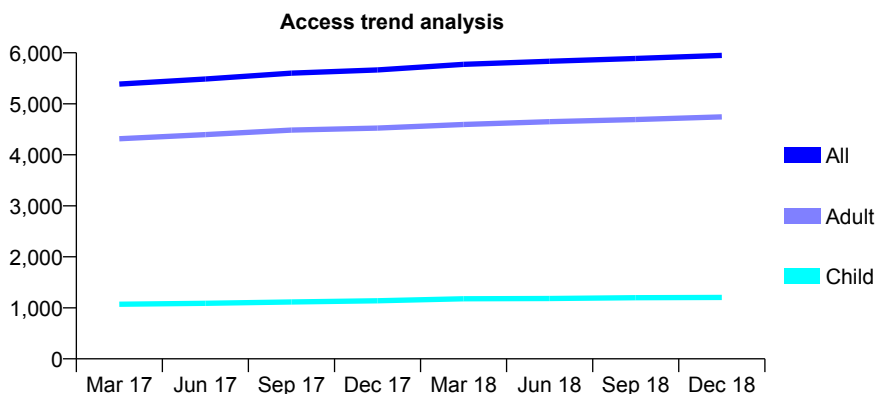
Q55 - Vital Signs At a Glance Contract Report for 131997/0001 - December 2018

Name or company name	Treeline Dental Care
Contract type name	GDS Contract
Purpose of contract	General
Contract start date	01/08/2010
Contract end date	

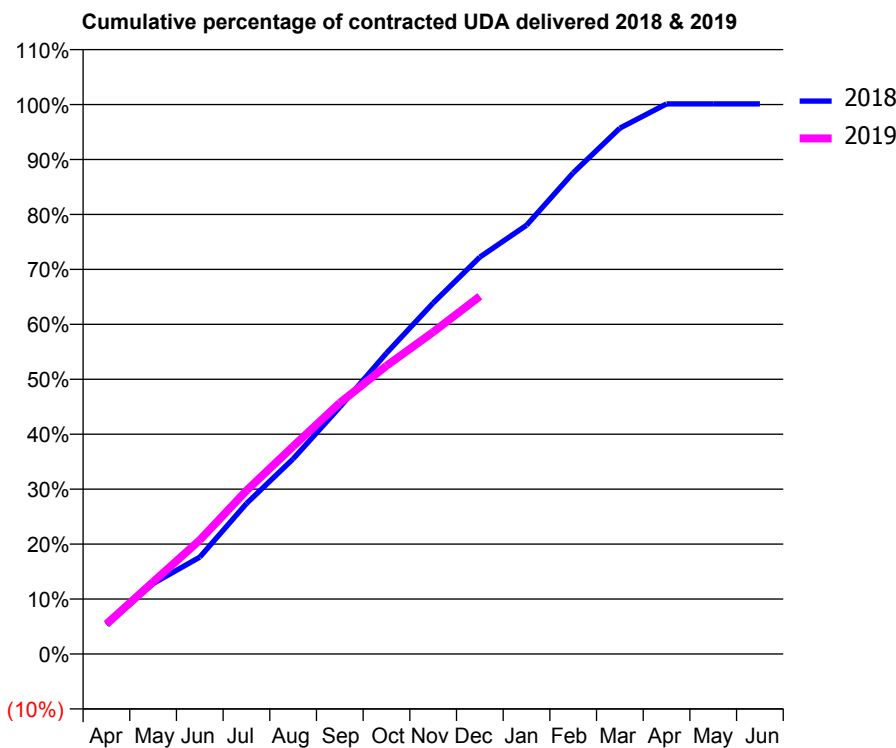
18/19 Contracted general activity (UDA)	15,556
Carry forward general activity (UDA)	-18
18/19 Contracted orthodontic activity (UOA)	0
Carry forward orthodontic activity (UOA)	0
Baseline contract value	£378,470.78

ACCESS*

Patients seen in 24 months	Total	Change since previous quarter
Quarter ending December 2017	5,663	
Quarter ending March 2018	5,773	→
Quarter ending June 2018	5,834	→
Quarter ending September 2018	5,890	→
Quarter ending December 2018	5,949	→
Variance since December 2017	5.1%	↑



ACTIVITY



Month	Adjusted Scheduled Activity (UDA)	
	2018	2019
April	780	848
May	1,867	2,041
June	2,565	3,224
July	3,985	4,626
August	5,171	5,879
September	6,540	7,110
October	7,972	8,159
November	9,299	9,116
December	10,513	10,128
January	11,358	
February	12,745	
March	13,930	
April	14,574	
May	14,574	
June	14,574	

QUALITY

	Quantity	Base Number	Contract	AT	Region	England
% of FP17s for the same patient ID Re-attending within 3 months - Children	60	1,376	4.4%	10.1%	11.6%	11.8%
% of FP17s for the same patient ID Re-attending within 3 months - Adults	573	4,889	11.7%	14.0%	15.1%	15.6%
% of FP17s for the same patient ID Re-attending between 3 & 9 months - Children	839	1,376	61.0%	62.0%	59.9%	58.8%
% of FP17s for the same patient ID Re-attending between 3 & 9 months - Adults	2,775	4,889	56.8%	55.1%	52.0%	51.0%
% of FP17s for Band 1 Urgent Courses	239	5,626	4.2%	6.8%	8.0%	9.0%
% of FP17s Relating to Free Repair or Replacements	58	5,626	1.0%	0.8%	0.8%	0.8%
% of FP17s Relating to Continuations	87	5,626	1.5%	1.1%	0.9%	0.9%
% of Patients satisfied with the dentistry they have received	5	5	N/A	92.0%	93.6%	93.2%
% of Patients satisfied with the time they had to wait for an appointment	4	5	N/A	87.2%	88.6%	88.3%

* This is based on patients treated on this contract for their most recent course of treatment. Figures in italics indicate the base number of FP17s or Patient Questionnaire responses are less than 100. N/A is shown where the base number of responses is less than 10 during the period. % is calculated as Quantity/Base number*100

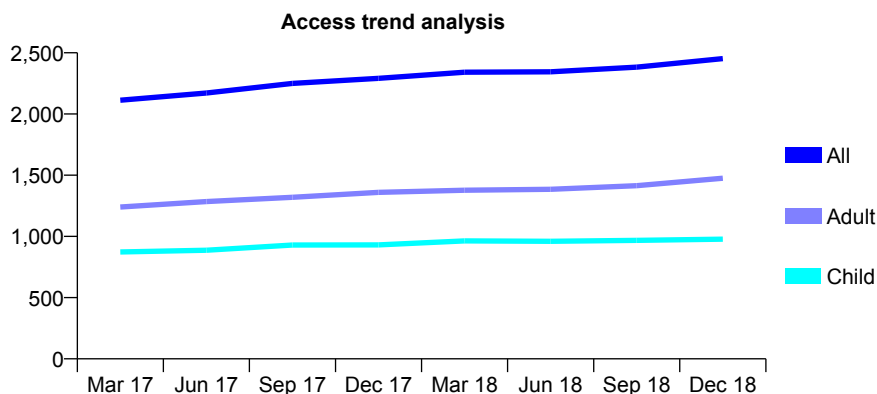
Q55 - Vital Signs At a Glance Contract Report for 133477/0001 - December 2018

Name or company name	Eckington One Partnership
Contract type name	GDS Contract
Purpose of contract	General
Contract start date	01/02/2016
Contract end date	

18/19 Contracted general activity (UDA)	7,300
Carry forward general activity (UDA)	0
18/19 Contracted orthodontic activity (UOA)	0
Carry forward orthodontic activity (UOA)	0
Baseline contract value	£174,530.38

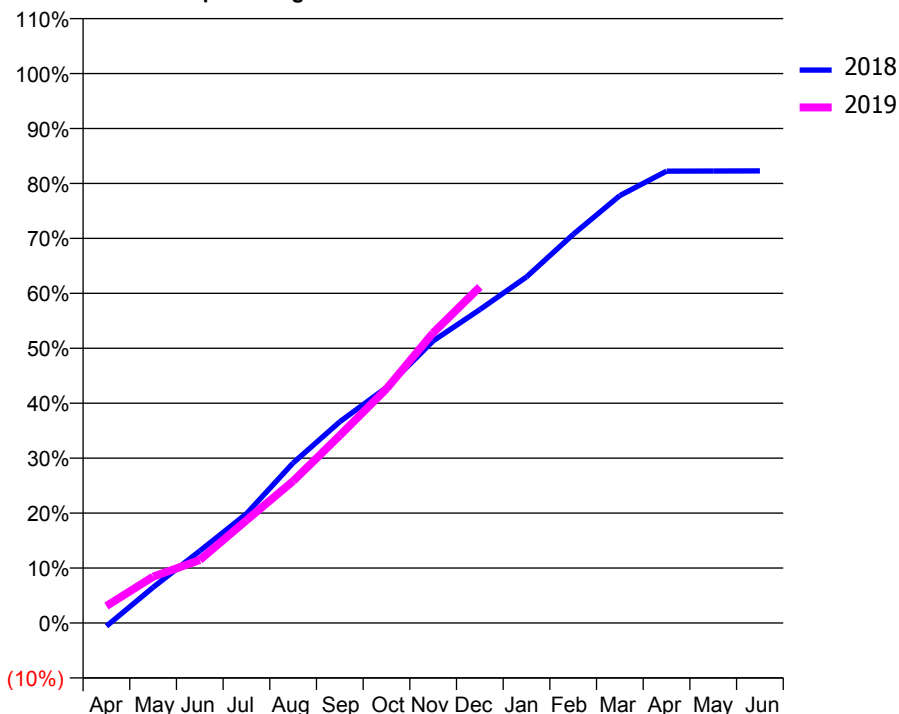
ACCESS*

Patients seen in 24 months	Total	Change since previous quarter
Quarter ending December 2017	2,291	
Quarter ending March 2018	2,341	↑
Quarter ending June 2018	2,345	→
Quarter ending September 2018	2,383	→
Quarter ending December 2018	2,453	↑
Variance since December 2017	7.1%	↑



ACTIVITY

Cumulative percentage of contracted UDA delivered 2018 & 2019



Month	Adjusted Scheduled Activity (UDA)	
	2018	2019
April	-43	225
May	473	615
June	957	837
July	1,451	1,365
August	2,126	1,886
September	2,674	2,492
October	3,129	3,111
November	3,748	3,855
December	4,165	4,466
January	4,598	
February	5,163	
March	5,679	
April	6,003	
May	6,004	
June	6,006	

QUALITY

	Quantity	Base Number	Contract	AT	Region	England
% of FP17s for the same patient ID Re-attending within 3 months - Children	134	1,279	10.5%	10.1%	11.6%	11.8%
% of FP17s for the same patient ID Re-attending within 3 months - Adults	236	1,625	14.5%	14.0%	15.1%	15.6%
% of FP17s for the same patient ID Re-attending between 3 & 9 months - Children	849	1,279	66.4%	62.0%	59.9%	58.8%
% of FP17s for the same patient ID Re-attending between 3 & 9 months - Adults	972	1,625	59.8%	55.1%	52.0%	51.0%
% of FP17s for Band 1 Urgent Courses	149	2,656	5.6%	6.8%	8.0%	9.0%
% of FP17s Relating to Free Repair or Replacements	14	2,656	0.5%	0.8%	0.8%	0.8%
% of FP17s Relating to Continuations	9	2,656	0.3%	1.1%	0.9%	0.9%
% of Patients satisfied with the dentistry they have received	3	3	N/A	92.0%	93.6%	93.2%
% of Patients satisfied with the time they had to wait for an appointment	3	3	N/A	87.2%	88.6%	88.3%

* This is based on patients treated on this contract for their most recent course of treatment. Figures in italics indicate the base number of FP17s or Patient Questionnaire responses are less than 100. N/A is shown where the base number of responses is less than 10 during the period. % is calculated as Quantity/Base number*100

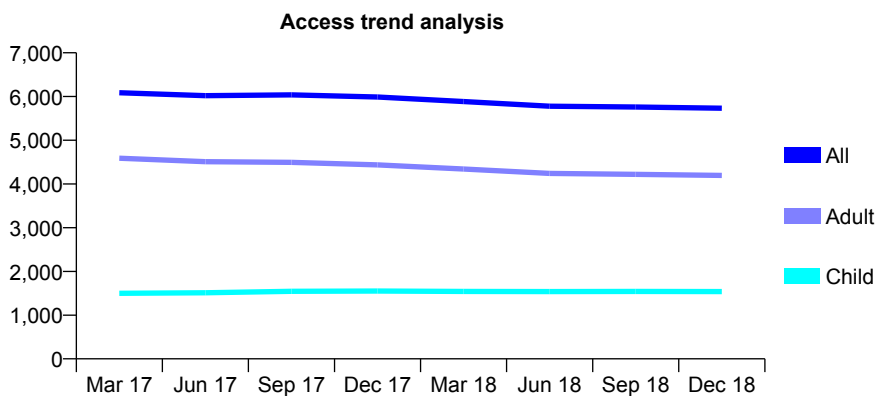
Q55 - Vital Signs At a Glance Contract Report for 134406/0001 - December 2018

Name or company name	Ice Surgeries Limited
Contract type name	GDS Contract
Purpose of contract	General
Contract start date	01/09/2009
Contract end date	

18/19 Contracted general activity (UDA)	16,500
Carry forward general activity (UDA)	0
18/19 Contracted orthodontic activity (UOA)	0
Carry forward orthodontic activity (UOA)	0
Baseline contract value	£393,499.63

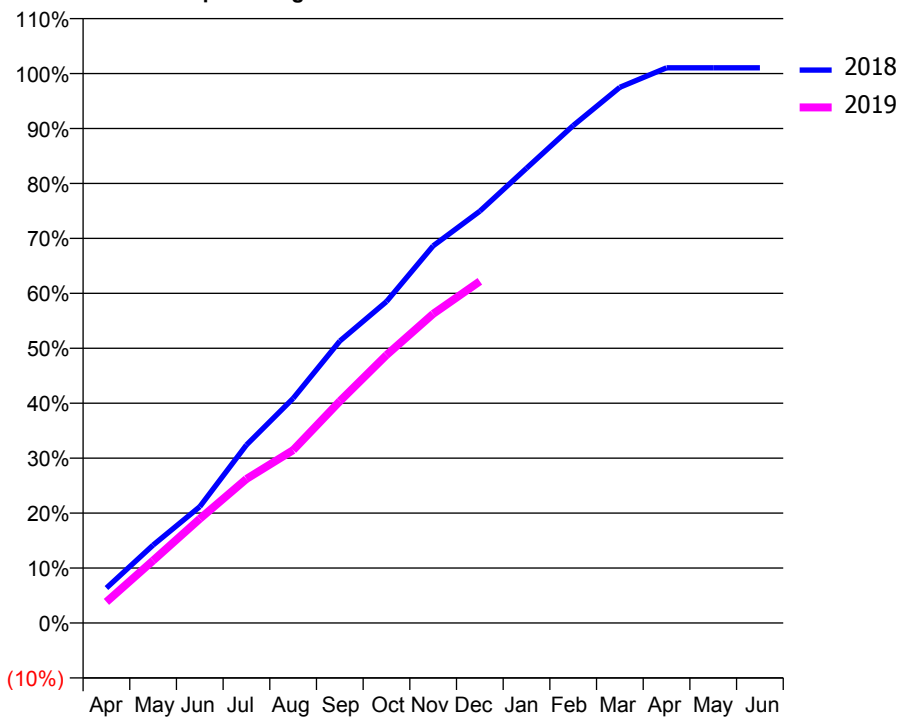
ACCESS*

Patients seen in 24 months	Total	Change since previous quarter
Quarter ending December 2017	5,988	
Quarter ending March 2018	5,884	↓
Quarter ending June 2018	5,778	↓
Quarter ending September 2018	5,761	→
Quarter ending December 2018	5,734	→
Variance since December 2017	(4.2%)	↓



ACTIVITY

Cumulative percentage of contracted UDA delivered 2018 & 2019



Month	Adjusted Scheduled Activity (UDA)	
	2018	2019
April	891	633
May	1,986	1,876
June	2,965	3,130
July	4,536	4,328
August	5,723	5,193
September	7,184	6,659
October	8,188	8,044
November	9,609	9,283
December	10,493	10,261
January	11,586	
February	12,672	
March	13,648	
April	14,145	
May	14,145	
June	14,145	

QUALITY

	Quantity	Base Number	Contract	AT	Region	England
% of FP17s for the same patient ID Re-attending within 3 months - Children	113	1,841	6.1%	10.1%	11.6%	11.8%
% of FP17s for the same patient ID Re-attending within 3 months - Adults	467	4,294	10.9%	14.0%	15.1%	15.6%
% of FP17s for the same patient ID Re-attending between 3 & 9 months - Children	1,243	1,841	67.5%	62.0%	59.9%	58.8%
% of FP17s for the same patient ID Re-attending between 3 & 9 months - Adults	2,369	4,294	55.2%	55.1%	52.0%	51.0%
% of FP17s for Band 1 Urgent Courses	252	5,844	4.3%	6.8%	8.0%	9.0%
% of FP17s Relating to Free Repair or Replacements	45	5,844	0.8%	0.8%	0.8%	0.8%
% of FP17s Relating to Continuations	105	5,844	1.8%	1.1%	0.9%	0.9%
% of Patients satisfied with the dentistry they have received	0	0	N/A	92.0%	93.6%	93.2%
% of Patients satisfied with the time they had to wait for an appointment	0	0	N/A	87.2%	88.6%	88.3%

* This is based on patients treated on this contract for their most recent course of treatment. Figures in italics indicate the base number of FP17s or Patient Questionnaire responses are less than 100. N/A is shown where the base number of responses is less than 10 during the period. % is calculated as Quantity/Base number*100

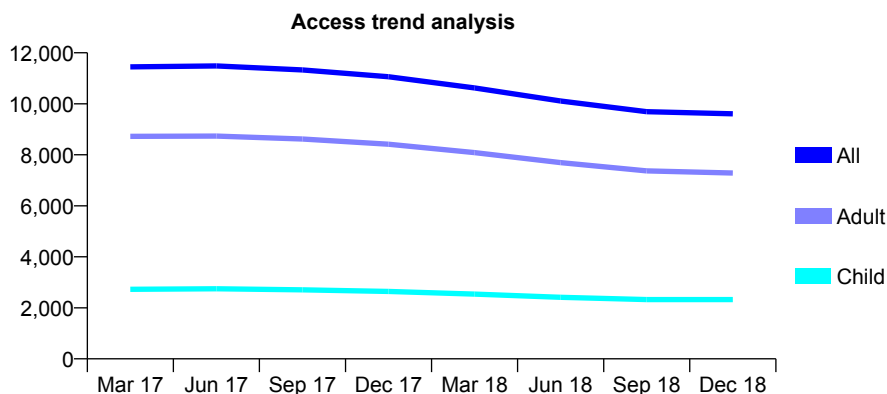
Q55 - Vital Signs At a Glance Contract Report for 134678/0001 - December 2018

Name or company name	IDH Mansfield Limited
Contract type name	GDS Contract
Purpose of contract	General
Contract start date	01/02/2008
Contract end date	

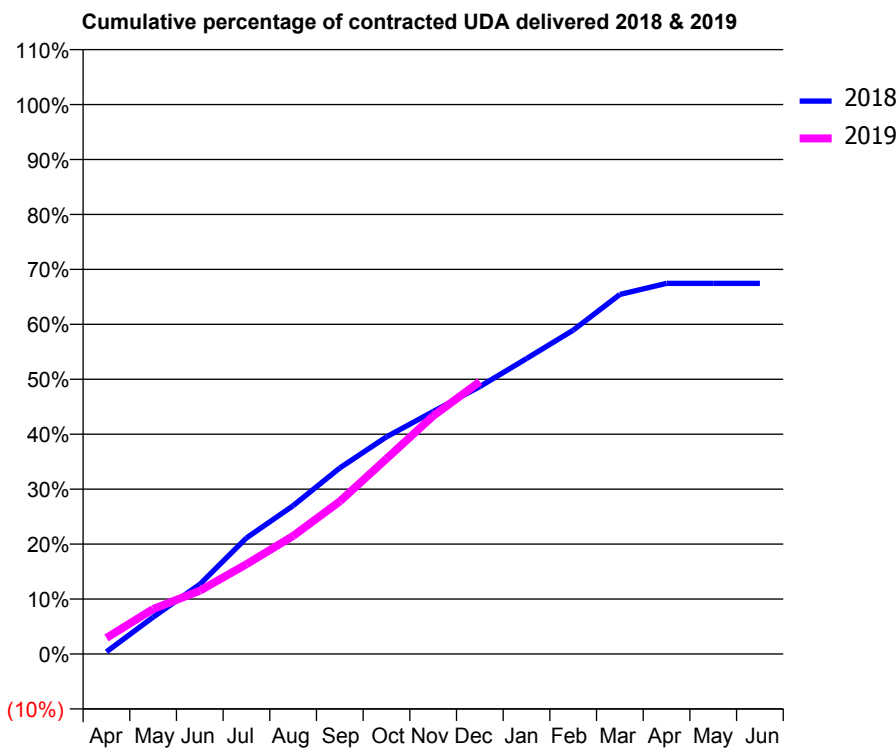
18/19 Contracted general activity (UDA)	33,500
Carry forward general activity (UDA)	0
18/19 Contracted orthodontic activity (UOA)	0
Carry forward orthodontic activity (UOA)	0
Baseline contract value	£834,059.65

ACCESS*

Patients seen in 24 months	Total	Change since previous quarter
Quarter ending December 2017	11,061	
Quarter ending March 2018	10,620	↓
Quarter ending June 2018	10,110	↓
Quarter ending September 2018	9,693	↓
Quarter ending December 2018	9,608	→
Variance since December 2017	(13.1%)	↓



ACTIVITY



Month	Adjusted Scheduled Activity (UDA)	
	2018	2019
April	131	982
May	2,247	2,740
June	4,247	3,853
July	7,073	5,472
August	9,045	7,202
September	11,344	9,307
October	13,243	11,908
November	14,785	14,516
December	16,302	16,605
January	18,012	
February	19,740	
March	21,919	
April	22,595	
May	22,598	
June	22,597	

QUALITY

	Quantity	Base Number	Contract	AT	Region	England
% of FP17s for the same patient ID Re-attending within 3 months - Children	86	2,191	3.9%	10.1%	11.6%	11.8%
% of FP17s for the same patient ID Re-attending within 3 months - Adults	471	6,538	7.2%	14.0%	15.1%	15.6%
% of FP17s for the same patient ID Re-attending between 3 & 9 months - Children	1,085	2,191	49.5%	62.0%	59.9%	58.8%
% of FP17s for the same patient ID Re-attending between 3 & 9 months - Adults	3,536	6,538	54.1%	55.1%	52.0%	51.0%
% of FP17s for Band 1 Urgent Courses	430	8,364	5.1%	6.8%	8.0%	9.0%
% of FP17s Relating to Free Repair or Replacements	24	8,364	0.3%	0.8%	0.8%	0.8%
% of FP17s Relating to Continuations	117	8,364	1.4%	1.1%	0.9%	0.9%
% of Patients satisfied with the dentistry they have received	0	1	N/A	92.0%	93.6%	93.2%
% of Patients satisfied with the time they had to wait for an appointment	0	1	N/A	87.2%	88.6%	88.3%

* This is based on patients treated on this contract for their most recent course of treatment. Figures in italics indicate the base number of FP17s or Patient Questionnaire responses are less than 100. N/A is shown where the base number of responses is less than 10 during the period. % is calculated as Quantity/Base number*100

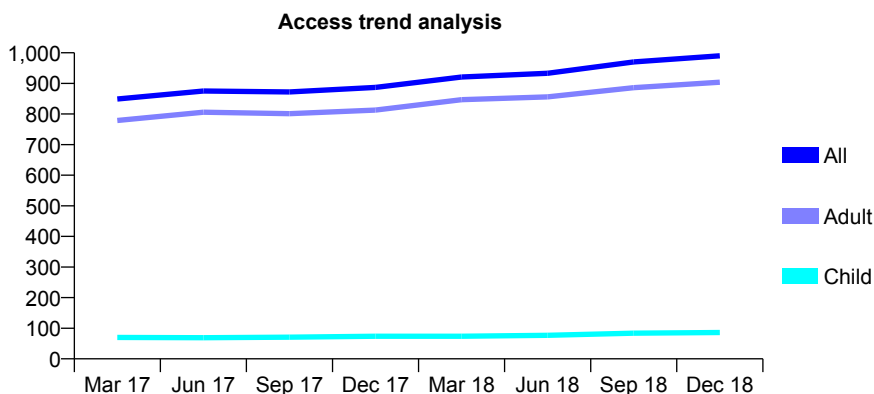
Q55 - Vital Signs At a Glance Contract Report for 135267/0001 - December 2018

Name or company name	Dr D Iliadis and Dr C Hancock
Contract type name	GDS Contract
Purpose of contract	General
Contract start date	01/06/2014
Contract end date	

18/19 Contracted general activity (UDA)	4,340
Carry forward general activity (UDA)	-22
18/19 Contracted orthodontic activity (UOA)	0
Carry forward orthodontic activity (UOA)	0
Baseline contract value	£108,548.81

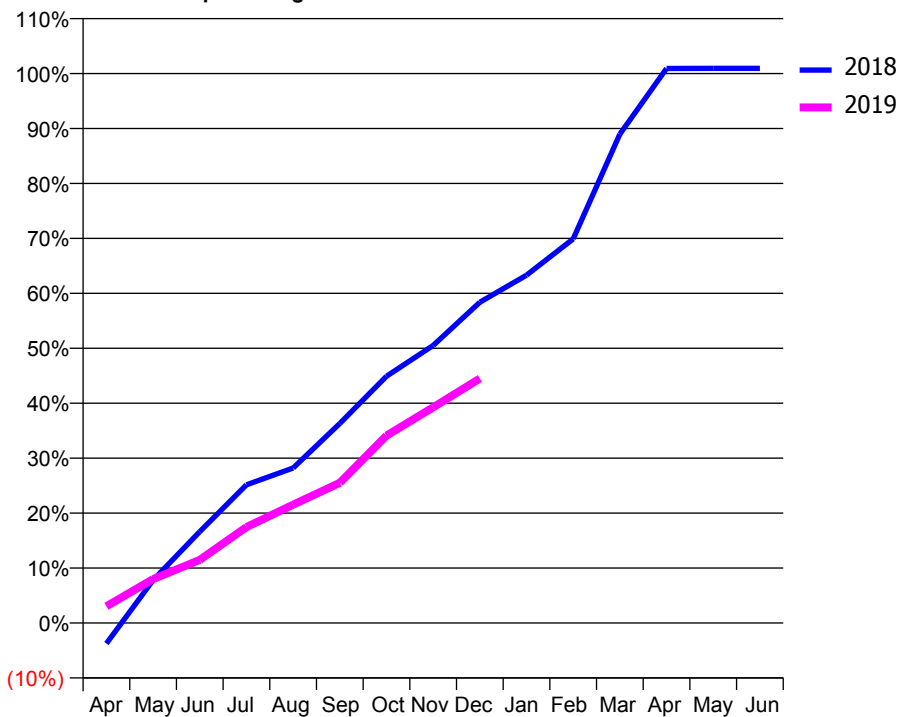
ACCESS*

Patients seen in 24 months	Total	Change since previous quarter
Quarter ending December 2017	887	
Quarter ending March 2018	921	↑
Quarter ending June 2018	933	→
Quarter ending September 2018	970	↑
Quarter ending December 2018	990	↑
Variance since December 2017	11.6%	↑



ACTIVITY

Cumulative percentage of contracted UDA delivered 2018 & 2019



Month	Adjusted Scheduled Activity (UDA)	
	2018	2019
April	-88	132
May	182	347
June	389	499
July	589	758
August	660	934
September	850	1,107
October	1,051	1,481
November	1,182	1,704
December	1,366	1,931
January	1,481	
February	1,636	
March	2,082	
April	2,361	
May	2,362	
June	2,362	

QUALITY

	Quantity	Base Number	Contract	AT	Region	England
% of FP17s for the same patient ID Re-attending within 3 months - Children	3	78	3.8%	10.1%	11.6%	11.8%
% of FP17s for the same patient ID Re-attending within 3 months - Adults	80	838	9.5%	14.0%	15.1%	15.6%
% of FP17s for the same patient ID Re-attending between 3 & 9 months - Children	40	78	51.3%	62.0%	59.9%	58.8%
% of FP17s for the same patient ID Re-attending between 3 & 9 months - Adults	401	838	47.9%	55.1%	52.0%	51.0%
% of FP17s for Band 1 Urgent Courses	66	839	7.9%	6.8%	8.0%	9.0%
% of FP17s Relating to Free Repair or Replacements	7	839	0.8%	0.8%	0.8%	0.8%
% of FP17s Relating to Continuations	3	839	0.4%	1.1%	0.9%	0.9%
% of Patients satisfied with the dentistry they have received	0	0	N/A	92.0%	93.6%	93.2%
% of Patients satisfied with the time they had to wait for an appointment	0	0	N/A	87.2%	88.6%	88.3%

* This is based on patients treated on this contract for their most recent course of treatment. Figures in italics indicate the base number of FP17s or Patient Questionnaire responses are less than 100. N/A is shown where the base number of responses is less than 10 during the period. % is calculated as Quantity/Base number*100

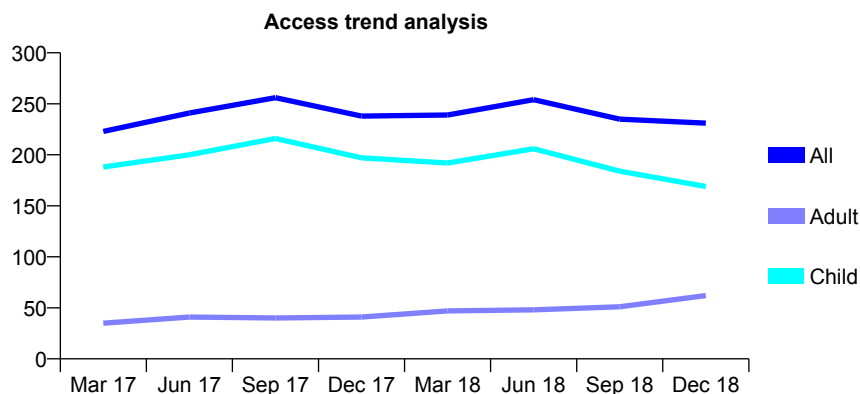
Q55 - Vital Signs At a Glance Contract Report for 135372/0001 - December 2018

Name or company name	No.1 The Orthodontic Specialists
Contract type name	GDS Contract
Purpose of contract	General and Orthodontic
Contract start date	14/12/2012
Contract end date	

18/19 Contracted general activity (UDA)	44
Carry forward general activity (UDA)	-1
18/19 Contracted orthodontic activity (UOA)	3,438
Carry forward orthodontic activity (UOA)	-69
Baseline contract value	£237,732.31

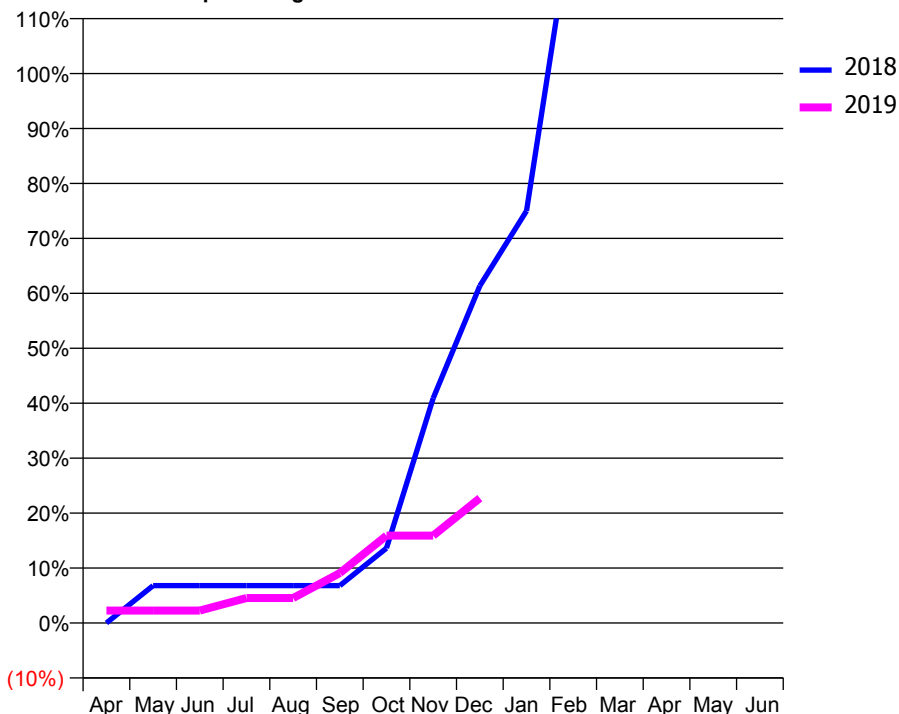
ACCESS*

Patients seen in 24 months	Total	Change since previous quarter
Quarter ending December 2017	238	
Quarter ending March 2018	239	→
Quarter ending June 2018	254	↑
Quarter ending September 2018	235	↓
Quarter ending December 2018	231	↓
Variance since December 2017	(2.9%)	↓



ACTIVITY

Cumulative percentage of contracted UDA delivered 2018 & 2019



Month	Adjusted Scheduled Activity (UDA)	
	2018	2019
April	0	1
May	3	1
June	3	1
July	3	2
August	3	2
September	3	4
October	6	7
November	18	7
December	27	10
January	33	
February	57	
March	57	
April	57	
May	57	
June	57	

QUALITY

	Quantity	Base Number	Contract	AT	Region	England
% of FP17s for the same patient ID Re-attending within 3 months - Children	5	586	0.9%	10.1%	11.6%	11.8%
% of FP17s for the same patient ID Re-attending within 3 months - Adults	1	37	2.7%	14.0%	15.1%	15.6%
% of FP17s for the same patient ID Re-attending between 3 & 9 months - Children	2	586	0.3%	62.0%	59.9%	58.8%
% of FP17s for the same patient ID Re-attending between 3 & 9 months - Adults	1	37	2.7%	55.1%	52.0%	51.0%
% of FP17s for Band 1 Urgent Courses	0	9	0.0%	6.8%	8.0%	9.0%
% of FP17s Relating to Free Repair or Replacements	0	9	0.0%	0.8%	0.8%	0.8%
% of FP17s Relating to Continuations	0	9	0.0%	1.1%	0.9%	0.9%
% of Patients satisfied with the dentistry they have received	0	0	N/A	92.0%	93.6%	93.2%
% of Patients satisfied with the time they had to wait for an appointment	0	0	N/A	87.2%	88.6%	88.3%

* This is based on patients treated on this contract for their most recent course of treatment. Figures in italics indicate the base number of FP17s or Patient Questionnaire responses are less than 100. N/A is shown where the base number of responses is less than 10 during the period. % is calculated as Quantity/Base number*100

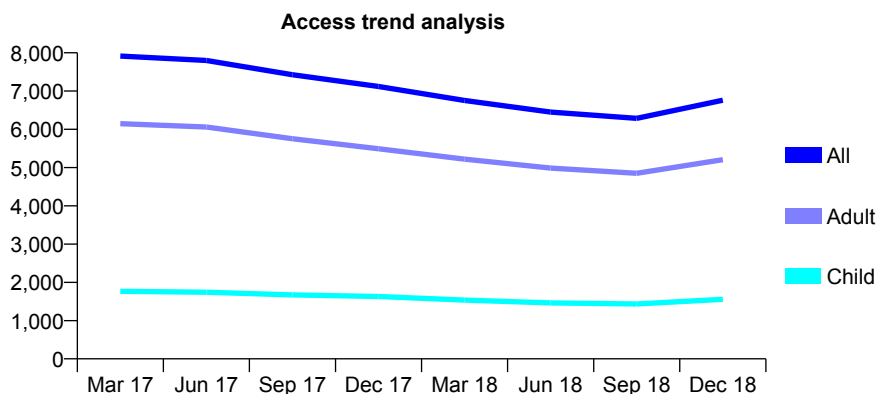
Q55 - Vital Signs At a Glance Contract Report for 136654/0001 - December 2018

Name or company name	Dentichек Ltd
Contract type name	GDS Contract
Purpose of contract	General
Contract start date	01/04/2009
Contract end date	

18/19 Contracted general activity (UDA)	23,894
Carry forward general activity (UDA)	0
18/19 Contracted orthodontic activity (UOA)	0
Carry forward orthodontic activity (UOA)	0
Baseline contract value	£573,302.25

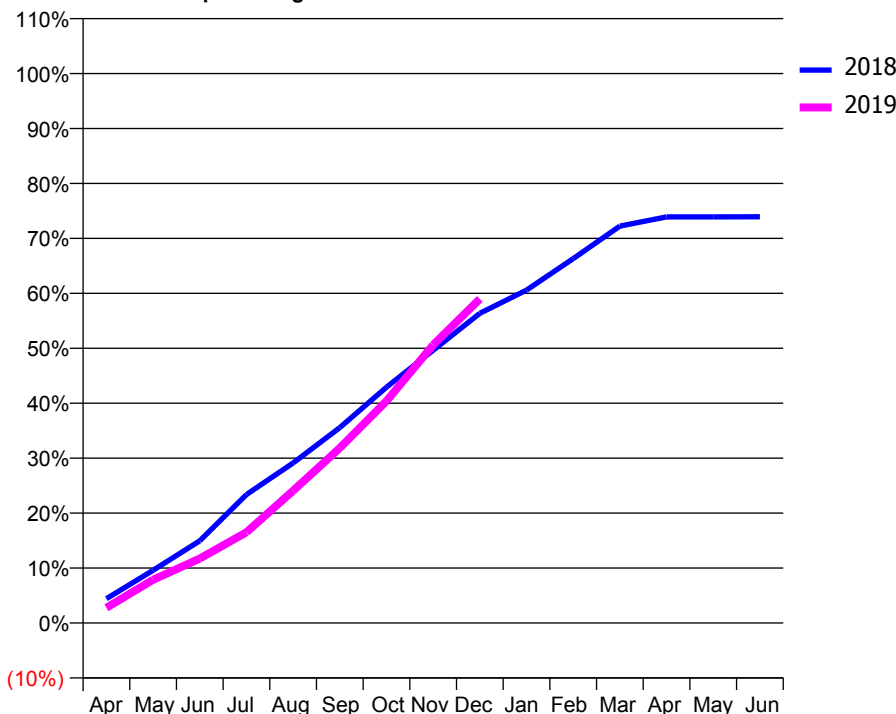
ACCESS*

Patients seen in 24 months	Total	Change since previous quarter
Quarter ending December 2017	7,120	
Quarter ending March 2018	6,753	↓
Quarter ending June 2018	6,450	↓
Quarter ending September 2018	6,285	↓
Quarter ending December 2018	6,762	↑
Variance since December 2017	(5.0%)	↓



ACTIVITY

Cumulative percentage of contracted UDA delivered 2018 & 2019



Month	Adjusted Scheduled Activity (UDA)	
	2018	2019
April	1,055	666
May	2,295	1,884
June	3,576	2,806
July	5,586	3,945
August	6,960	5,752
September	8,499	7,612
October	10,255	9,654
November	11,863	12,090
December	13,466	14,091
January	14,476	
February	15,847	
March	17,260	
April	17,658	
May	17,657	
June	17,662	

QUALITY

	Quantity	Base Number	Contract	AT	Region	England
% of FP17s for the same patient ID Re-attending within 3 months - Children	394	1,909	20.6%	10.1%	11.6%	11.8%
% of FP17s for the same patient ID Re-attending within 3 months - Adults	646	5,584	11.6%	14.0%	15.1%	15.6%
% of FP17s for the same patient ID Re-attending between 3 & 9 months - Children	900	1,909	47.1%	62.0%	59.9%	58.8%
% of FP17s for the same patient ID Re-attending between 3 & 9 months - Adults	3,089	5,584	55.3%	55.1%	52.0%	51.0%
% of FP17s for Band 1 Urgent Courses	598	7,245	8.3%	6.8%	8.0%	9.0%
% of FP17s Relating to Free Repair or Replacements	45	7,245	0.6%	0.8%	0.8%	0.8%
% of FP17s Relating to Continuations	16	7,245	0.2%	1.1%	0.9%	0.9%
% of Patients satisfied with the dentistry they have received	1	1	N/A	92.0%	93.6%	93.2%
% of Patients satisfied with the time they had to wait for an appointment	1	1	N/A	87.2%	88.6%	88.3%

* This is based on patients treated on this contract for their most recent course of treatment. Figures in italics indicate the base number of FP17s or Patient Questionnaire responses are less than 100. N/A is shown where the base number of responses is less than 10 during the period. % is calculated as Quantity/Base number*100

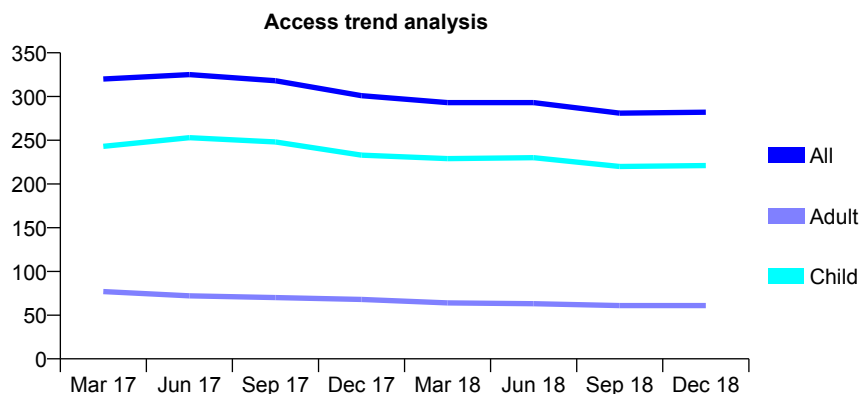
Q55 - Vital Signs At a Glance Contract Report for 137553/0001 - December 2018

Name or company name	Ruddington Dental Practice
Contract type name	GDS Contract
Purpose of contract	General
Contract start date	01/08/2013
Contract end date	

18/19 Contracted general activity (UDA)	600
Carry forward general activity (UDA)	-4
18/19 Contracted orthodontic activity (UOA)	0
Carry forward orthodontic activity (UOA)	0
Baseline contract value	£15,885.72

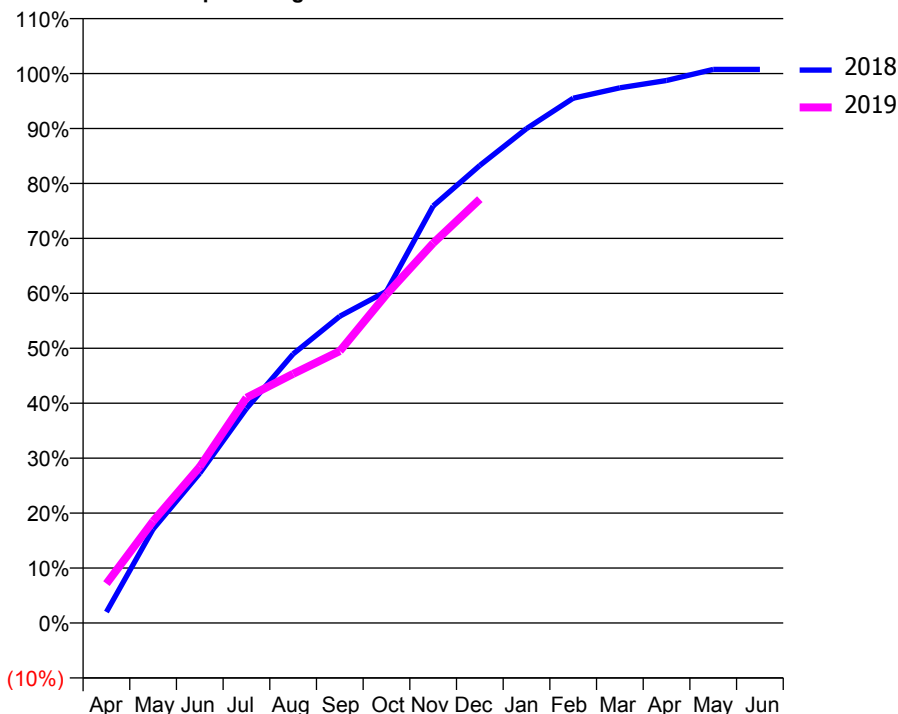
ACCESS*

Patients seen in 24 months	Total	Change since previous quarter
Quarter ending December 2017	301	
Quarter ending March 2018	293	↓
Quarter ending June 2018	293	→
Quarter ending September 2018	281	↓
Quarter ending December 2018	282	→
Variance since December 2017	(6.3%)	↓



ACTIVITY

Cumulative percentage of contracted UDA delivered 2018 & 2019



Month	Adjusted Scheduled Activity (UDA)	
	2018	2019
April	12	43
May	103	111
June	164	171
July	234	246
August	294	272
September	335	297
October	362	359
November	455	415
December	500	463
January	540	
February	573	
March	584	
April	592	
May	604	
June	604	

QUALITY

	Quantity	Base Number	Contract	AT	Region	England
% of FP17s for the same patient ID Re-attending within 3 months - Children	12	297	4.0%	10.1%	11.6%	11.8%
% of FP17s for the same patient ID Re-attending within 3 months - Adults	4	54	7.4%	14.0%	15.1%	15.6%
% of FP17s for the same patient ID Re-attending between 3 & 9 months - Children	214	297	72.1%	62.0%	59.9%	58.8%
% of FP17s for the same patient ID Re-attending between 3 & 9 months - Adults	43	54	79.6%	55.1%	52.0%	51.0%
% of FP17s for Band 1 Urgent Courses	14	346	4.0%	6.8%	8.0%	9.0%
% of FP17s Relating to Free Repair or Replacements	0	346	0.0%	0.8%	0.8%	0.8%
% of FP17s Relating to Continuations	4	346	1.2%	1.1%	0.9%	0.9%
% of Patients satisfied with the dentistry they have received	0	0	N/A	92.0%	93.6%	93.2%
% of Patients satisfied with the time they had to wait for an appointment	0	0	N/A	87.2%	88.6%	88.3%

* This is based on patients treated on this contract for their most recent course of treatment. Figures in italics indicate the base number of FP17s or Patient Questionnaire responses are less than 100. N/A is shown where the base number of responses is less than 10 during the period. % is calculated as Quantity/Base number*100

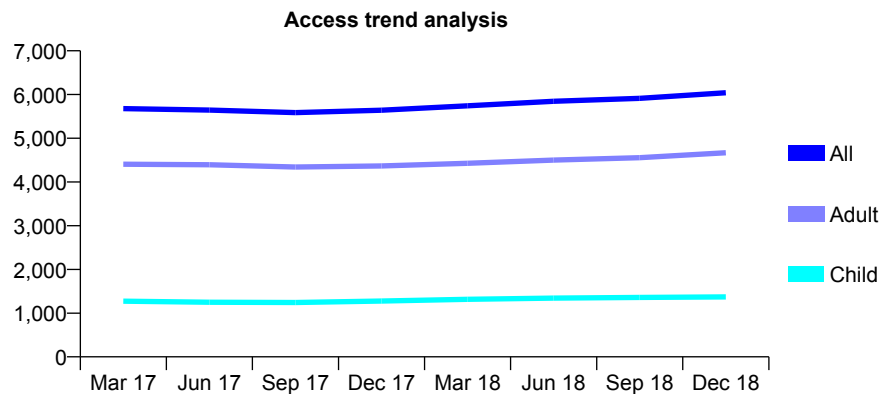
Q55 - Vital Signs At a Glance Contract Report for 138045/0001 - December 2018

Name or company name	16a Dental
Contract type name	GDS Contract
Purpose of contract	General
Contract start date	01/04/2006
Contract end date	

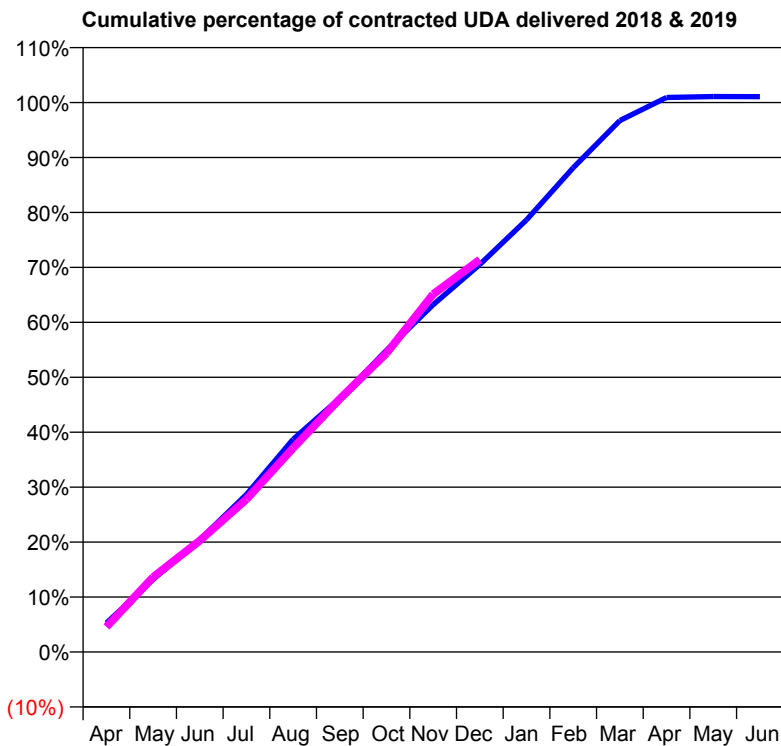
18/19 Contracted general activity (UDA)	15,977
Carry forward general activity (UDA)	-171
18/19 Contracted orthodontic activity (UOA)	0
Carry forward orthodontic activity (UOA)	0
Baseline contract value	£431,230.81

ACCESS*

Patients seen in 24 months	Total	Change since previous quarter
Quarter ending December 2017	5,642	
Quarter ending March 2018	5,742	→
Quarter ending June 2018	5,846	→
Quarter ending September 2018	5,914	→
Quarter ending December 2018	6,041	↑
Variance since December 2017	7.1%	↑



ACTIVITY



Month	Adjusted Scheduled Activity (UDA)	
	2018	2019
April	842	732
May	2,111	2,177
June	3,266	3,240
July	4,581	4,442
August	6,184	5,928
September	7,381	7,362
October	8,772	8,687
November	10,099	10,405
December	11,269	11,409
January	12,565	
February	14,079	
March	15,451	
April	16,123	
May	16,149	
June	16,148	

QUALITY

	Quantity	Base Number	Contract	AT	Region	England
% of FP17s for the same patient ID Re-attending within 3 months - Children	82	1,846	4.4%	10.1%	11.6%	11.8%
% of FP17s for the same patient ID Re-attending within 3 months - Adults	672	6,015	11.2%	14.0%	15.1%	15.6%
% of FP17s for the same patient ID Re-attending between 3 & 9 months - Children	1,302	1,846	70.5%	62.0%	59.9%	58.8%
% of FP17s for the same patient ID Re-attending between 3 & 9 months - Adults	4,041	6,015	67.2%	55.1%	52.0%	51.0%
% of FP17s for Band 1 Urgent Courses	517	6,908	7.5%	6.8%	8.0%	9.0%
% of FP17s Relating to Free Repair or Replacements	82	6,908	1.2%	0.8%	0.8%	0.8%
% of FP17s Relating to Continuations	79	6,908	1.1%	1.1%	0.9%	0.9%
% of Patients satisfied with the dentistry they have received	5	5	N/A	92.0%	93.6%	93.2%
% of Patients satisfied with the time they had to wait for an appointment	5	5	N/A	87.2%	88.6%	88.3%

* This is based on patients treated on this contract for their most recent course of treatment. Figures in italics indicate the base number of FP17s or Patient Questionnaire responses are less than 100. N/A is shown where the base number of responses is less than 10 during the period. % is calculated as Quantity/Base number*100

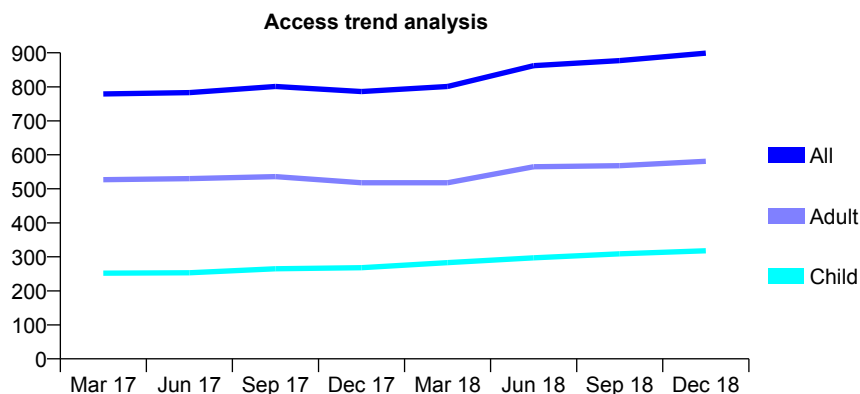
Q55 - Vital Signs At a Glance Contract Report for 138169/0001 - December 2018

Name or company name	Holly Tree House Dental Practice
Contract type name	GDS Contract
Purpose of contract	General
Contract start date	25/11/2011
Contract end date	

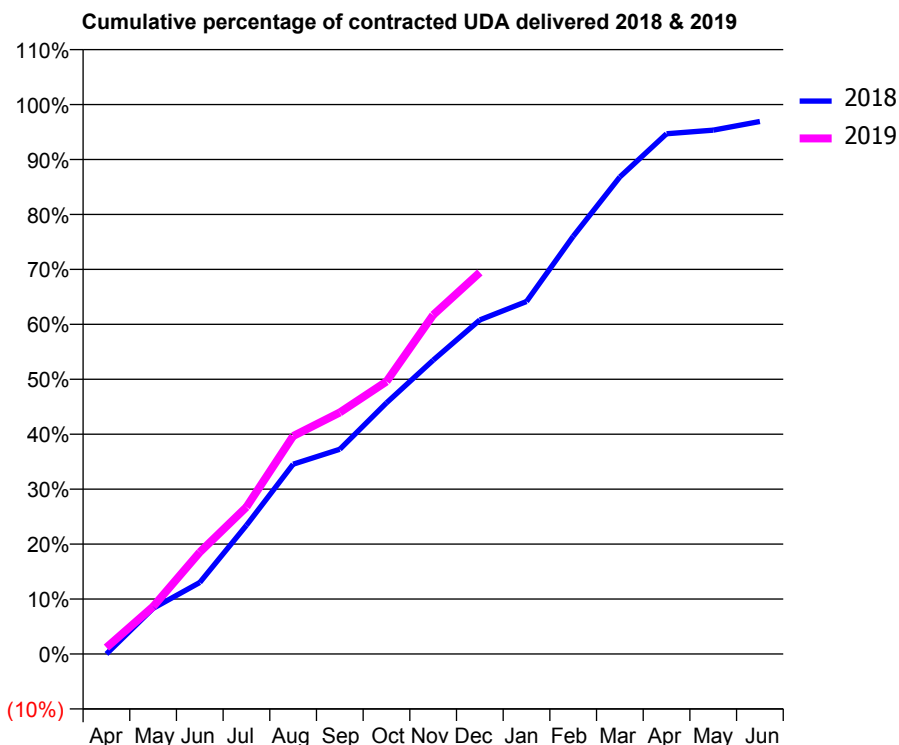
18/19 Contracted general activity (UDA)	2,254
Carry forward general activity (UDA)	70
18/19 Contracted orthodontic activity (UOA)	0
Carry forward orthodontic activity (UOA)	0
Baseline contract value	£54,840.57

ACCESS*

Patients seen in 24 months	Total	Change since previous quarter
Quarter ending December 2017	786	
Quarter ending March 2018	801	→
Quarter ending June 2018	862	↑
Quarter ending September 2018	877	→
Quarter ending December 2018	899	↑
Variance since December 2017	14.4%	↑



ACTIVITY



Month	Adjusted Scheduled Activity (UDA)	
	2018	2019
April	0	26
May	188	194
June	294	418
July	528	603
August	779	894
September	840	991
October	1,030	1,118
November	1,205	1,391
December	1,370	1,565
January	1,446	
February	1,714	
March	1,957	
April	2,134	
May	2,149	
June	2,184	

QUALITY

	Quantity	Base Number	Contract	AT	Region	England
% of FP17s for the same patient ID Re-attending within 3 months - Children	31	423	7.3%	10.1%	11.6%	11.8%
% of FP17s for the same patient ID Re-attending within 3 months - Adults	64	500	12.8%	14.0%	15.1%	15.6%
% of FP17s for the same patient ID Re-attending between 3 & 9 months - Children	280	423	66.2%	62.0%	59.9%	58.8%
% of FP17s for the same patient ID Re-attending between 3 & 9 months - Adults	235	500	47.0%	55.1%	52.0%	51.0%
% of FP17s for Band 1 Urgent Courses	20	851	2.4%	6.8%	8.0%	9.0%
% of FP17s Relating to Free Repair or Replacements	9	851	1.1%	0.8%	0.8%	0.8%
% of FP17s Relating to Continuations	24	851	2.8%	1.1%	0.9%	0.9%
% of Patients satisfied with the dentistry they have received	0	0	N/A	92.0%	93.6%	93.2%
% of Patients satisfied with the time they had to wait for an appointment	0	0	N/A	87.2%	88.6%	88.3%

* This is based on patients treated on this contract for their most recent course of treatment. Figures in italics indicate the base number of FP17s or Patient Questionnaire responses are less than 100. N/A is shown where the base number of responses is less than 10 during the period. % is calculated as Quantity/Base number*100

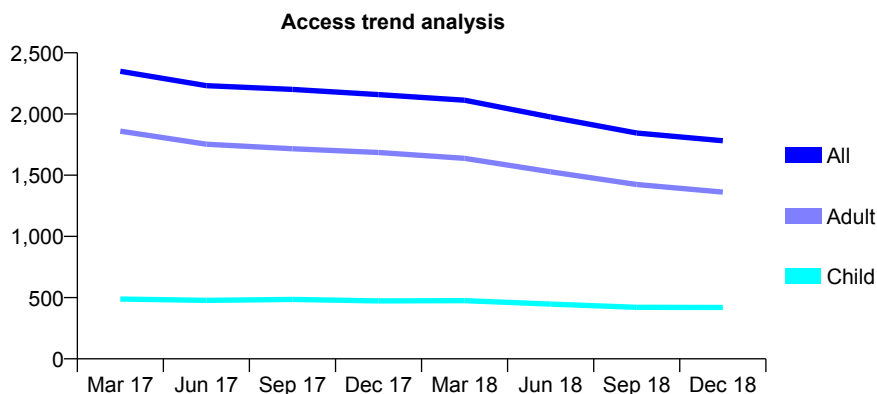
Q55 - Vital Signs At a Glance Contract Report for 138592/0001 - December 2018

Name or company name	Oradent Studio
Contract type name	GDS Contract
Purpose of contract	General
Contract start date	12/02/2014
Contract end date	

18/19 Contracted general activity (UDA)	5,825
Carry forward general activity (UDA)	26
18/19 Contracted orthodontic activity (UOA)	0
Carry forward orthodontic activity (UOA)	0
Baseline contract value	£154,534.86

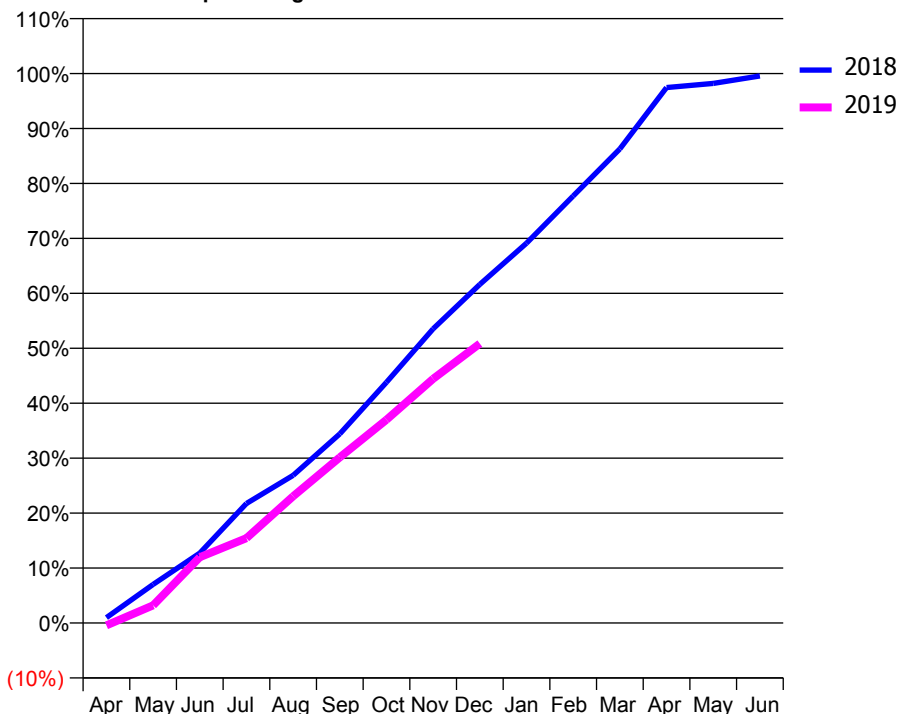
ACCESS*

Patients seen in 24 months	Total	Change since previous quarter
Quarter ending December 2017	2,159	
Quarter ending March 2018	2,113	↓
Quarter ending June 2018	1,975	↓
Quarter ending September 2018	1,845	↓
Quarter ending December 2018	1,782	↓
Variance since December 2017	(17.5%)	↓



ACTIVITY

Cumulative percentage of contracted UDA delivered 2018 & 2019



Month	Adjusted Scheduled Activity (UDA)	
	2018	2019
April	57	-26
May	409	187
June	742	698
July	1,267	899
August	1,565	1,344
September	2,005	1,756
October	2,552	2,154
November	3,120	2,589
December	3,590	2,961
January	4,026	
February	4,527	
March	5,026	
April	5,676	
May	5,720	
June	5,799	

QUALITY

	Quantity	Base Number	Contract	AT	Region	England
% of FP17s for the same patient ID Re-attending within 3 months - Children	10	328	3.0%	10.1%	11.6%	11.8%
% of FP17s for the same patient ID Re-attending within 3 months - Adults	86	1,088	7.9%	14.0%	15.1%	15.6%
% of FP17s for the same patient ID Re-attending between 3 & 9 months - Children	134	328	40.9%	62.0%	59.9%	58.8%
% of FP17s for the same patient ID Re-attending between 3 & 9 months - Adults	504	1,088	46.3%	55.1%	52.0%	51.0%
% of FP17s for Band 1 Urgent Courses	92	1,142	8.1%	6.8%	8.0%	9.0%
% of FP17s Relating to Free Repair or Replacements	9	1,142	0.8%	0.8%	0.8%	0.8%
% of FP17s Relating to Continuations	4	1,142	0.4%	1.1%	0.9%	0.9%
% of Patients satisfied with the dentistry they have received	3	4	N/A	92.0%	93.6%	93.2%
% of Patients satisfied with the time they had to wait for an appointment	3	4	N/A	87.2%	88.6%	88.3%

* This is based on patients treated on this contract for their most recent course of treatment. Figures in italics indicate the base number of FP17s or Patient Questionnaire responses are less than 100. N/A is shown where the base number of responses is less than 10 during the period. % is calculated as Quantity/Base number*100

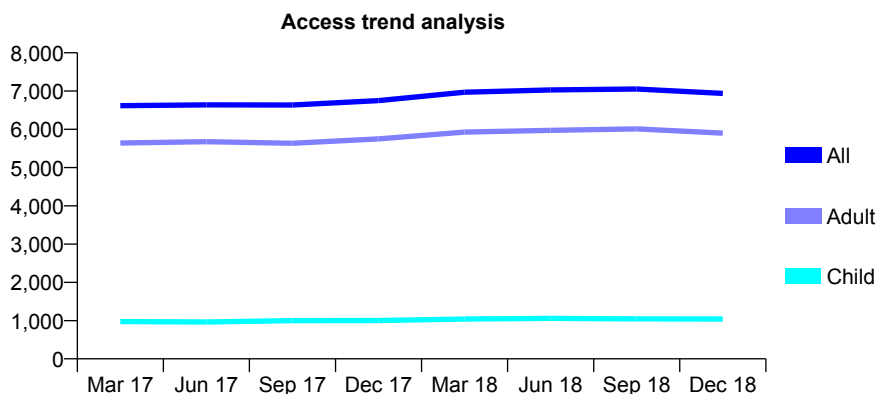
Q55 - Vital Signs At a Glance Contract Report for 139904/0001 - December 2018

Name or company name	Market Street Dental Care
Contract type name	GDS Contract
Purpose of contract	General
Contract start date	01/09/2012
Contract end date	

18/19 Contracted general activity (UDA)	16,736
Carry forward general activity (UDA)	-75
18/19 Contracted orthodontic activity (UOA)	0
Carry forward orthodontic activity (UOA)	0
Baseline contract value	£414,789.38

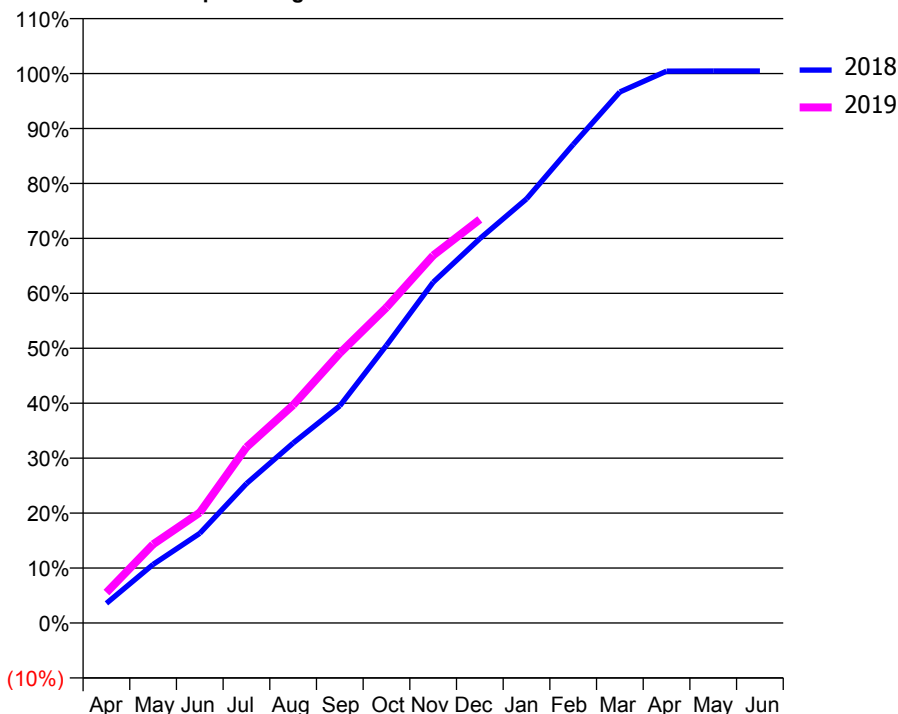
ACCESS*

Patients seen in 24 months	Total	Change since previous quarter
Quarter ending December 2017	6,752	
Quarter ending March 2018	6,970	↑
Quarter ending June 2018	7,030	→
Quarter ending September 2018	7,053	→
Quarter ending December 2018	6,940	↓
Variance since December 2017	2.8%	↑



ACTIVITY

Cumulative percentage of contracted UDA delivered 2018 & 2019



Month	Adjusted Scheduled Activity (UDA)	
	2018	2019
April	599	928
May	1,787	2,399
June	2,732	3,364
July	4,244	5,354
August	5,480	6,637
September	6,613	8,216
October	8,456	9,611
November	10,380	11,197
December	11,706	12,293
January	12,919	
February	14,574	
March	16,173	
April	16,807	
May	16,811	
June	16,811	

QUALITY

	Quantity	Base Number	Contract	AT	Region	England
% of FP17s for the same patient ID Re-attending within 3 months - Children	72	1,206	6.0%	10.1%	11.6%	11.8%
% of FP17s for the same patient ID Re-attending within 3 months - Adults	730	6,155	11.9%	14.0%	15.1%	15.6%
% of FP17s for the same patient ID Re-attending between 3 & 9 months - Children	782	1,206	64.8%	62.0%	59.9%	58.8%
% of FP17s for the same patient ID Re-attending between 3 & 9 months - Adults	3,916	6,155	63.6%	55.1%	52.0%	51.0%
% of FP17s for Band 1 Urgent Courses	356	6,580	5.4%	6.8%	8.0%	9.0%
% of FP17s Relating to Free Repair or Replacements	12	6,580	0.2%	0.8%	0.8%	0.8%
% of FP17s Relating to Continuations	141	6,580	2.1%	1.1%	0.9%	0.9%
% of Patients satisfied with the dentistry they have received	2	2	N/A	92.0%	93.6%	93.2%
% of Patients satisfied with the time they had to wait for an appointment	2	2	N/A	87.2%	88.6%	88.3%

* This is based on patients treated on this contract for their most recent course of treatment. Figures in italics indicate the base number of FP17s or Patient Questionnaire responses are less than 100. N/A is shown where the base number of responses is less than 10 during the period. % is calculated as Quantity/Base number*100

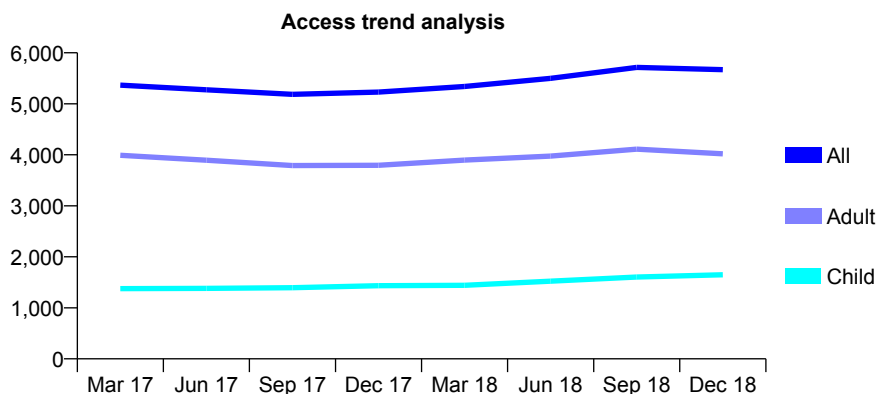
Q55 - Vital Signs At a Glance Contract Report for 142166/0001 - December 2018

Name or company name	Nationwide Healthcare Providers Ltd Clay C
Contract type name	GDS Contract
Purpose of contract	General
Contract start date	01/04/2015
Contract end date	

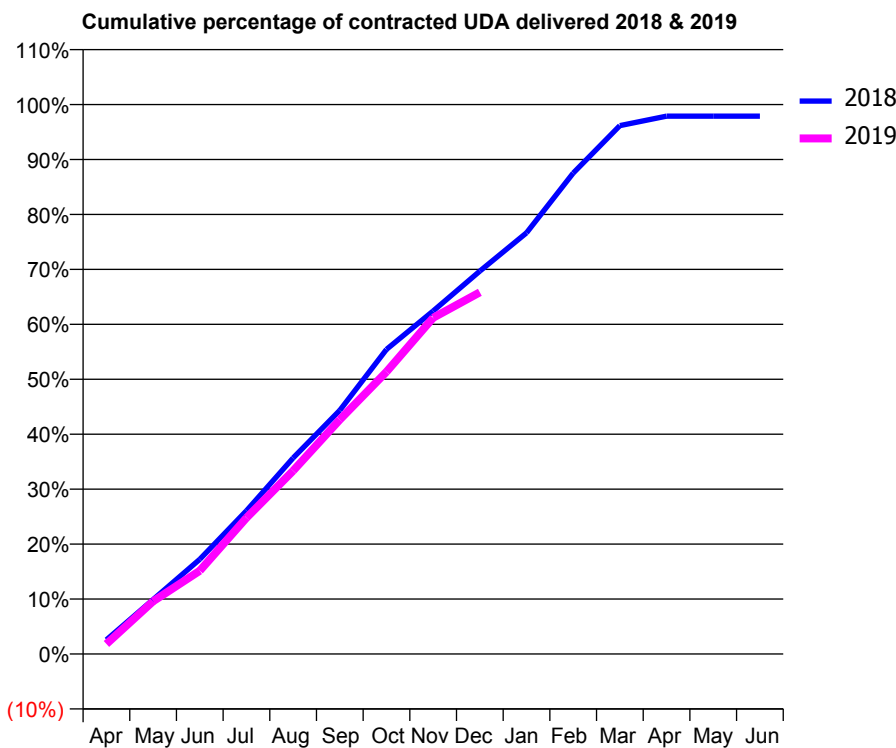
18/19 Contracted general activity (UDA)	18,774
Carry forward general activity (UDA)	291
18/19 Contracted orthodontic activity (UOA)	0
Carry forward orthodontic activity (UOA)	0
Baseline contract value	£529,028.58

ACCESS*

Patients seen in 24 months	Total	Change since previous quarter
Quarter ending December 2017	5,229	
Quarter ending March 2018	5,339	↑
Quarter ending June 2018	5,500	↑
Quarter ending September 2018	5,713	↑
Quarter ending December 2018	5,669	→
Variance since December 2017	8.4%	↑



ACTIVITY



Month	Adjusted Scheduled Activity (UDA)	
	2018	2019
April	354	343
May	1,366	1,800
June	2,374	2,845
July	3,590	4,656
August	4,914	6,262
September	6,108	8,008
October	7,635	9,643
November	8,598	11,486
December	9,599	12,360
January	10,556	
February	12,054	
March	13,244	
April	13,483	
May	13,483	
June	13,483	

QUALITY

	Quantity	Base Number	Contract	AT	Region	England
% of FP17s for the same patient ID Re-attending within 3 months - Children	214	1,892	11.3%	10.1%	11.6%	11.8%
% of FP17s for the same patient ID Re-attending within 3 months - Adults	495	3,470	14.3%	14.0%	15.1%	15.6%
% of FP17s for the same patient ID Re-attending between 3 & 9 months - Children	941	1,892	49.7%	62.0%	59.9%	58.8%
% of FP17s for the same patient ID Re-attending between 3 & 9 months - Adults	1,031	3,470	29.7%	55.1%	52.0%	51.0%
% of FP17s for Band 1 Urgent Courses	430	5,279	8.1%	6.8%	8.0%	9.0%
% of FP17s Relating to Free Repair or Replacements	9	5,279	0.2%	0.8%	0.8%	0.8%
% of FP17s Relating to Continuations	103	5,279	2.0%	1.1%	0.9%	0.9%
% of Patients satisfied with the dentistry they have received	1	1	N/A	92.0%	93.6%	93.2%
% of Patients satisfied with the time they had to wait for an appointment	1	1	N/A	87.2%	88.6%	88.3%

* This is based on patients treated on this contract for their most recent course of treatment. Figures in italics indicate the base number of FP17s or Patient Questionnaire responses are less than 100. N/A is shown where the base number of responses is less than 10 during the period. % is calculated as Quantity/Base number*100

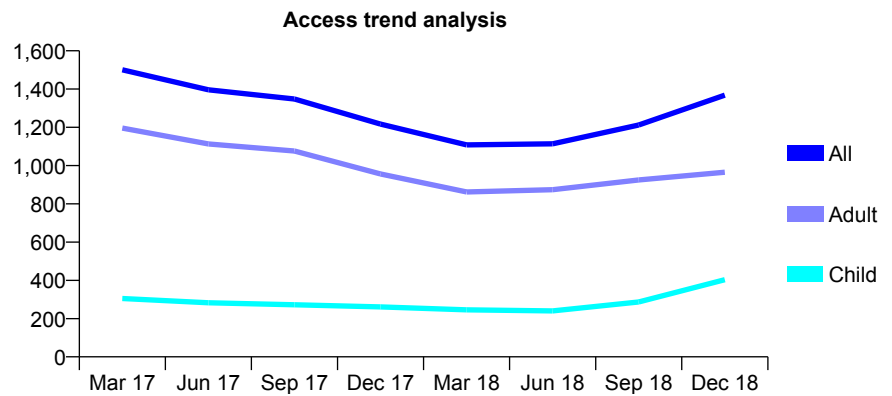
Q55 - Vital Signs At a Glance Contract Report for 142190/0001 - December 2018

Name or company name	Grange Dental Care
Contract type name	GDS Contract
Purpose of contract	General
Contract start date	01/06/2012
Contract end date	

18/19 Contracted general activity (UDA)	6,597
Carry forward general activity (UDA)	0
18/19 Contracted orthodontic activity (UOA)	0
Carry forward orthodontic activity (UOA)	0
Baseline contract value	£145,332.42

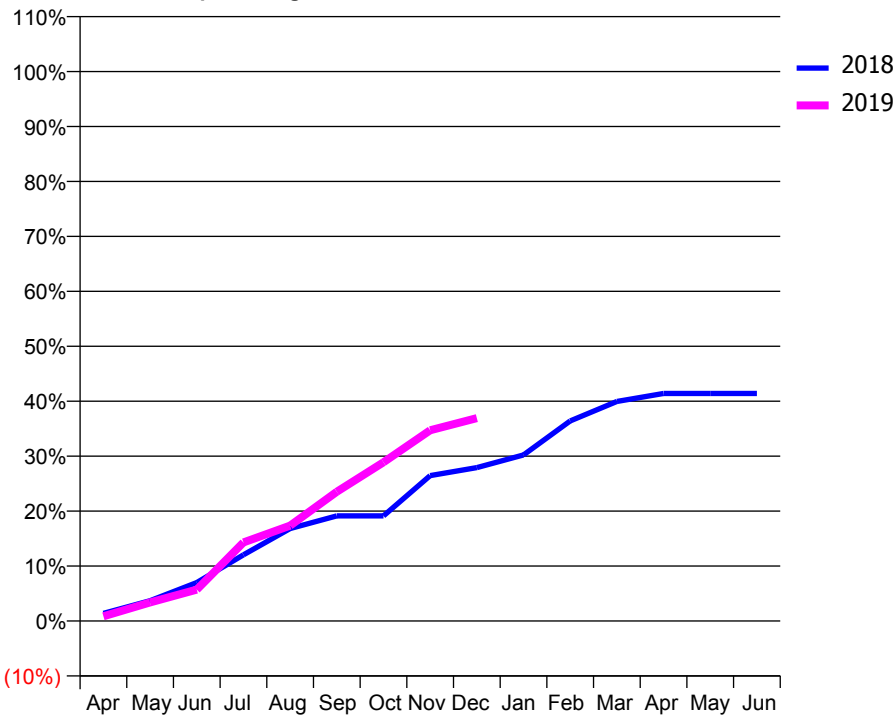
ACCESS*

Patients seen in 24 months	Total	Change since previous quarter
Quarter ending December 2017	1,217	
Quarter ending March 2018	1,108	↓
Quarter ending June 2018	1,114	→
Quarter ending September 2018	1,212	↑
Quarter ending December 2018	1,368	↑
Variance since December 2017	12.4%	↑



ACTIVITY

Cumulative percentage of contracted UDA delivered 2018 & 2019



Month	Adjusted Scheduled Activity (UDA)	
	2018	2019
April	92	57
May	244	224
June	463	377
July	795	944
August	1,110	1,146
September	1,263	1,553
October	1,263	1,906
November	1,746	2,290
December	1,842	2,435
January	1,994	
February	2,403	
March	2,635	
April	2,731	
May	2,732	
June	2,732	

QUALITY

	Quantity	Base Number	Contract	AT	Region	England
% of FP17s for the same patient ID Re-attending within 3 months - Children	13	440	3.0%	10.1%	11.6%	11.8%
% of FP17s for the same patient ID Re-attending within 3 months - Adults	132	1,012	13.0%	14.0%	15.1%	15.6%
% of FP17s for the same patient ID Re-attending between 3 & 9 months - Children	132	440	30.0%	62.0%	59.9%	58.8%
% of FP17s for the same patient ID Re-attending between 3 & 9 months - Adults	397	1,012	39.2%	55.1%	52.0%	51.0%
% of FP17s for Band 1 Urgent Courses	89	1,230	7.2%	6.8%	8.0%	9.0%
% of FP17s Relating to Free Repair or Replacements	2	1,230	0.2%	0.8%	0.8%	0.8%
% of FP17s Relating to Continuations	13	1,230	1.1%	1.1%	0.9%	0.9%
% of Patients satisfied with the dentistry they have received	0	0	N/A	92.0%	93.6%	93.2%
% of Patients satisfied with the time they had to wait for an appointment	0	0	N/A	87.2%	88.6%	88.3%

* This is based on patients treated on this contract for their most recent course of treatment. Figures in italics indicate the base number of FP17s or Patient Questionnaire responses are less than 100. N/A is shown where the base number of responses is less than 10 during the period. % is calculated as Quantity/Base number*100

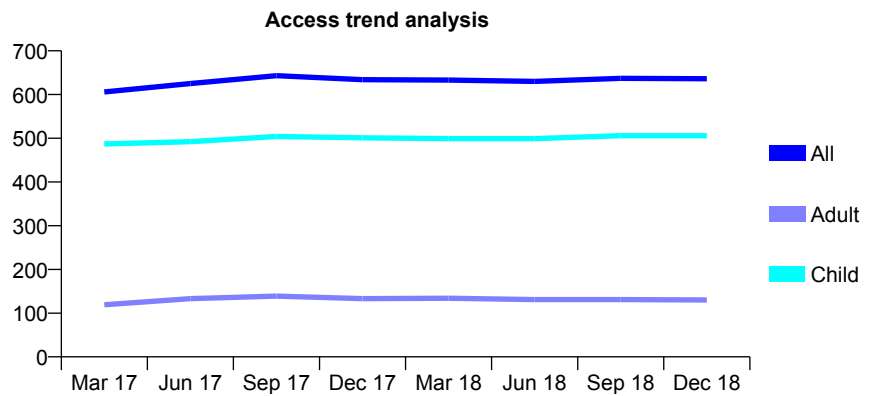
Q55 - Vital Signs At a Glance Contract Report for 142506/0001 - December 2018

Name or company name	Kedleston Dental Care
Contract type name	GDS Contract
Purpose of contract	General
Contract start date	10/07/2015
Contract end date	

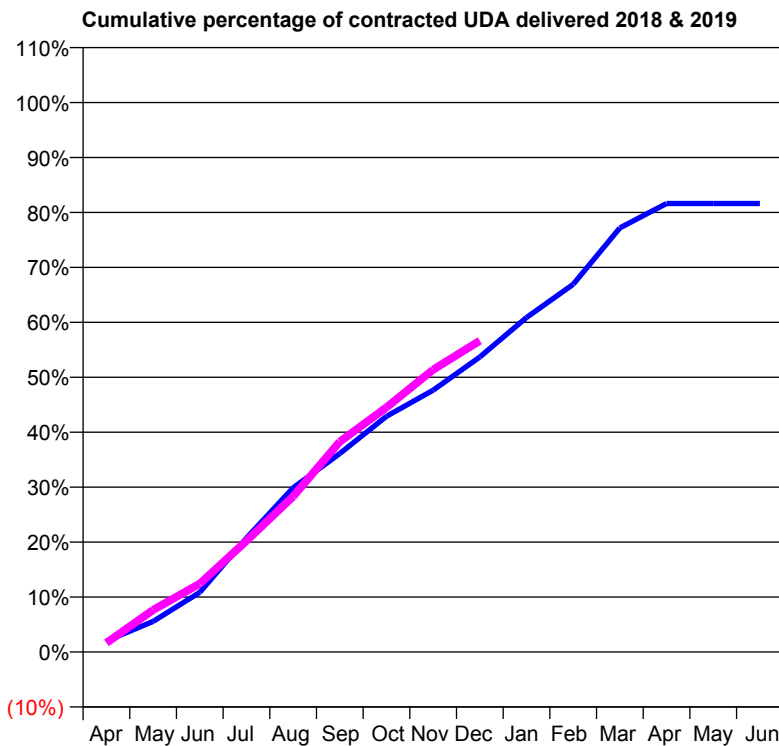
18/19 Contracted general activity (UDA)	1,400
Carry forward general activity (UDA)	0
18/19 Contracted orthodontic activity (UOA)	0
Carry forward orthodontic activity (UOA)	0
Baseline contract value	£29,373.46

ACCESS*

Patients seen in 24 months	Total	Change since previous quarter
Quarter ending December 2017	634	
Quarter ending March 2018	633	→
Quarter ending June 2018	630	→
Quarter ending September 2018	637	→
Quarter ending December 2018	636	→
Variance since December 2017	0.3%	→



ACTIVITY



Month	Adjusted Scheduled Activity (UDA)	
	2018	2019
April	28	23
May	78	107
June	152	174
July	290	283
August	418	396
September	506	536
October	600	623
November	667	719
December	752	793
January	852	
February	937	
March	1,080	
April	1,143	
May	1,143	
June	1,143	

QUALITY

	Quantity	Base Number	Contract	AT	Region	England
% of FP17s for the same patient ID Re-attending within 3 months - Children	29	617	4.7%	10.1%	11.6%	11.8%
% of FP17s for the same patient ID Re-attending within 3 months - Adults	8	83	9.6%	14.0%	15.1%	15.6%
% of FP17s for the same patient ID Re-attending between 3 & 9 months - Children	416	617	67.4%	62.0%	59.9%	58.8%
% of FP17s for the same patient ID Re-attending between 3 & 9 months - Adults	44	83	53.0%	55.1%	52.0%	51.0%
% of FP17s for Band 1 Urgent Courses	16	654	2.4%	6.8%	8.0%	9.0%
% of FP17s Relating to Free Repair or Replacements	1	654	0.2%	0.8%	0.8%	0.8%
% of FP17s Relating to Continuations	0	654	0.0%	1.1%	0.9%	0.9%
% of Patients satisfied with the dentistry they have received	0	0	N/A	92.0%	93.6%	93.2%
% of Patients satisfied with the time they had to wait for an appointment	0	0	N/A	87.2%	88.6%	88.3%

* This is based on patients treated on this contract for their most recent course of treatment. Figures in italics indicate the base number of FP17s or Patient Questionnaire responses are less than 100. N/A is shown where the base number of responses is less than 10 during the period. % is calculated as Quantity/Base number*100

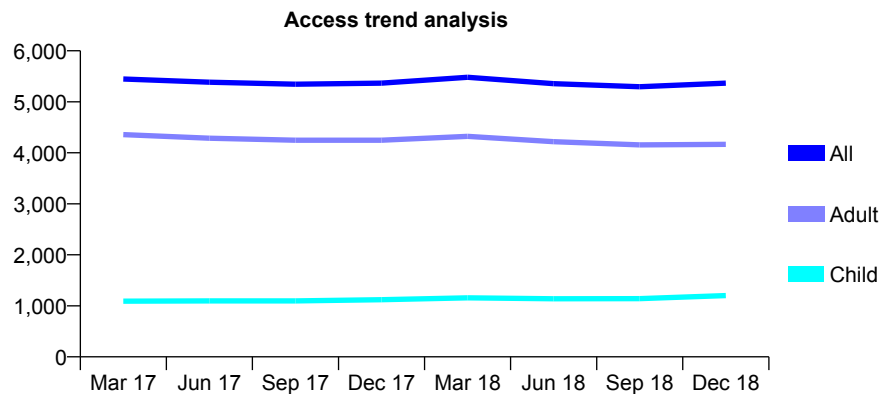
Q55 - Vital Signs At a Glance Contract Report for 143111/0001 - December 2018

Name or company name	Cadmus Dental Care Limited
Contract type name	GDS Contract
Purpose of contract	General
Contract start date	01/10/2013
Contract end date	

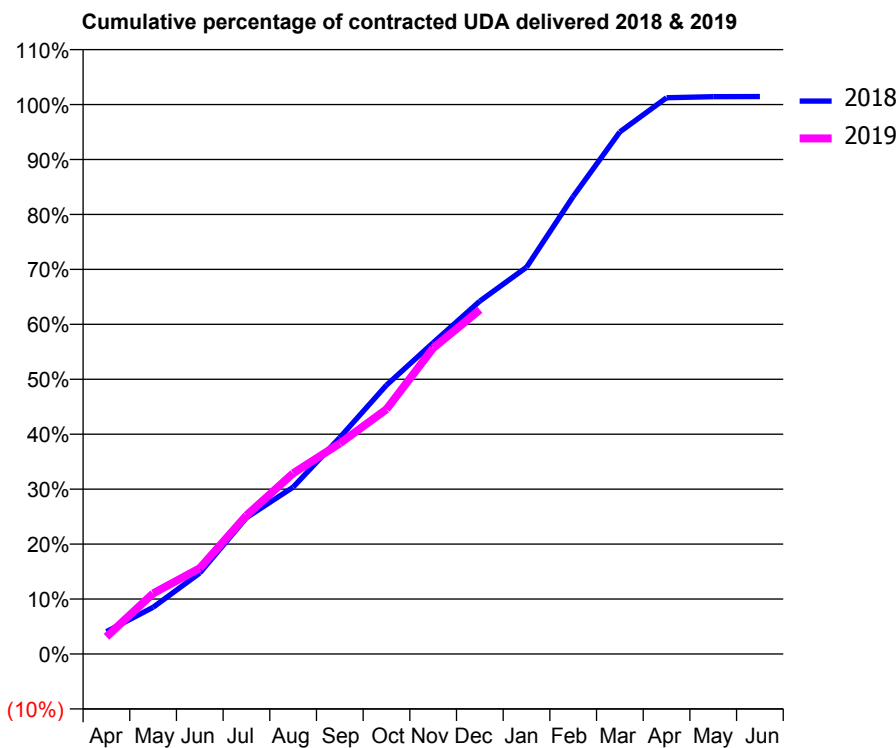
18/19 Contracted general activity (UDA)	17,677
Carry forward general activity (UDA)	-234
18/19 Contracted orthodontic activity (UOA)	0
Carry forward orthodontic activity (UOA)	0
Baseline contract value	£427,048.18

ACCESS*

Patients seen in 24 months	Total	Change since previous quarter
Quarter ending December 2017	5,366	
Quarter ending March 2018	5,480	↑
Quarter ending June 2018	5,356	↓
Quarter ending September 2018	5,296	↓
Quarter ending December 2018	5,367	→
Variance since December 2017	0.0%	→



ACTIVITY



Month	Adjusted Scheduled Activity (UDA)	
	2018	2019
April	660	555
May	1,384	1,949
June	2,399	2,760
July	4,041	4,460
August	4,942	5,815
September	6,414	6,778
October	7,964	7,874
November	9,219	9,843
December	10,452	11,073
January	11,456	
February	13,554	
March	15,465	
April	16,476	
May	16,510	
June	16,511	

QUALITY

	Quantity	Base Number	Contract	AT	Region	England
% of FP17s for the same patient ID Re-attending within 3 months - Children	94	1,198	7.8%	10.1%	11.6%	11.8%
% of FP17s for the same patient ID Re-attending within 3 months - Adults	453	3,946	11.5%	14.0%	15.1%	15.6%
% of FP17s for the same patient ID Re-attending between 3 & 9 months - Children	660	1,198	55.1%	62.0%	59.9%	58.8%
% of FP17s for the same patient ID Re-attending between 3 & 9 months - Adults	2,191	3,946	55.5%	55.1%	52.0%	51.0%
% of FP17s for Band 1 Urgent Courses	289	4,828	6.0%	6.8%	8.0%	9.0%
% of FP17s Relating to Free Repair or Replacements	50	4,828	1.0%	0.8%	0.8%	0.8%
% of FP17s Relating to Continuations	9	4,828	0.2%	1.1%	0.9%	0.9%
% of Patients satisfied with the dentistry they have received	1	1	N/A	92.0%	93.6%	93.2%
% of Patients satisfied with the time they had to wait for an appointment	1	1	N/A	87.2%	88.6%	88.3%

* This is based on patients treated on this contract for their most recent course of treatment. Figures in italics indicate the base number of FP17s or Patient Questionnaire responses are less than 100. N/A is shown where the base number of responses is less than 10 during the period. % is calculated as Quantity/Base number*100

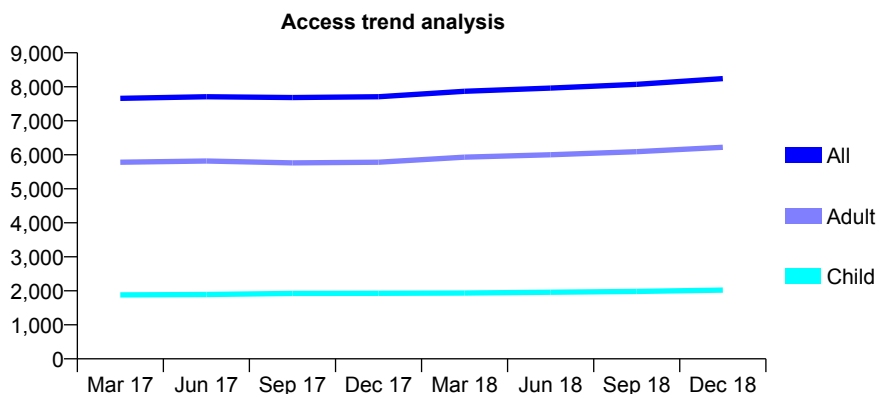
Q55 - Vital Signs At a Glance Contract Report for 143111/0002 - December 2018

Name or company name	Cadmus Dental Care Limited
Contract type name	GDS Contract
Purpose of contract	General
Contract start date	01/10/2013
Contract end date	

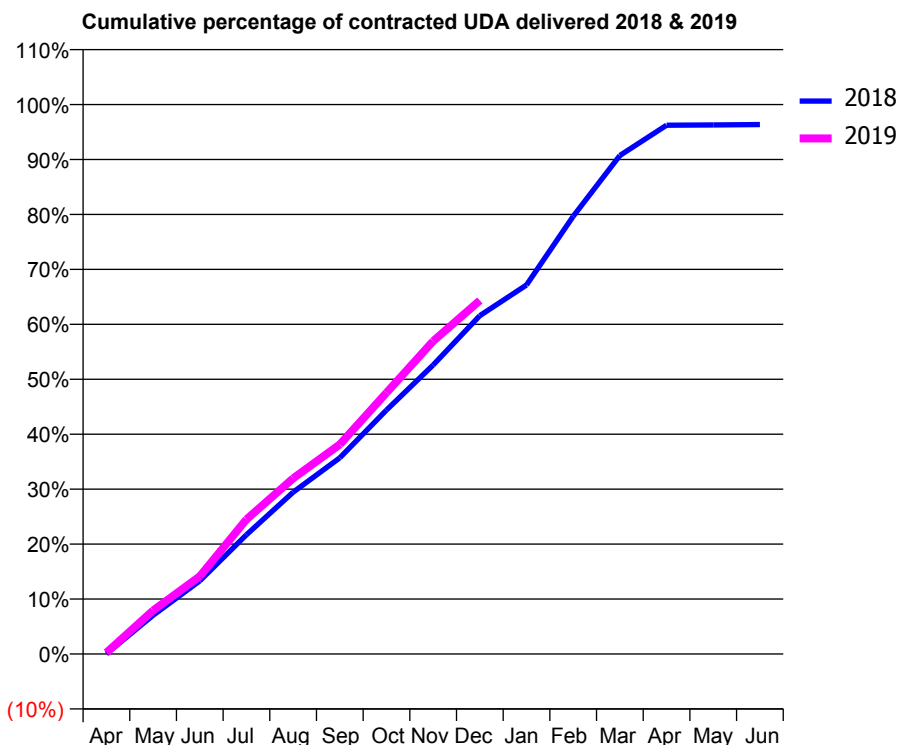
18/19 Contracted general activity (UDA)	28,084
Carry forward general activity (UDA)	1,024
18/19 Contracted orthodontic activity (UOA)	0
Carry forward orthodontic activity (UOA)	0
Baseline contract value	£642,536.84

ACCESS*

Patients seen in 24 months	Total	Change since previous quarter
Quarter ending December 2017	7,708	
Quarter ending March 2018	7,868	↑
Quarter ending June 2018	7,961	→
Quarter ending September 2018	8,074	→
Quarter ending December 2018	8,240	↑
Variance since December 2017	6.9%	↑



ACTIVITY



Month	Adjusted Scheduled Activity (UDA)	
	2018	2019
April	9	75
May	1,979	2,225
June	3,739	3,972
July	6,098	6,881
August	8,271	8,981
September	10,031	10,711
October	12,470	13,354
November	14,773	15,991
December	17,290	18,069
January	18,864	
February	22,373	
March	25,476	
April	27,027	
May	27,042	
June	27,060	

QUALITY

	Quantity	Base Number	Contract	AT	Region	England
% of FP17s for the same patient ID Re-attending within 3 months - Children	163	2,327	7.0%	10.1%	11.6%	11.8%
% of FP17s for the same patient ID Re-attending within 3 months - Adults	942	7,221	13.0%	14.0%	15.1%	15.6%
% of FP17s for the same patient ID Re-attending between 3 & 9 months - Children	1,555	2,327	66.8%	62.0%	59.9%	58.8%
% of FP17s for the same patient ID Re-attending between 3 & 9 months - Adults	4,546	7,221	63.0%	55.1%	52.0%	51.0%
% of FP17s for Band 1 Urgent Courses	527	9,013	5.8%	6.8%	8.0%	9.0%
% of FP17s Relating to Free Repair or Replacements	97	9,013	1.1%	0.8%	0.8%	0.8%
% of FP17s Relating to Continuations	78	9,013	0.9%	1.1%	0.9%	0.9%
% of Patients satisfied with the dentistry they have received	8	9	N/A	92.0%	93.6%	93.2%
% of Patients satisfied with the time they had to wait for an appointment	7	9	N/A	87.2%	88.6%	88.3%

* This is based on patients treated on this contract for their most recent course of treatment. Figures in italics indicate the base number of FP17s or Patient Questionnaire responses are less than 100. N/A is shown where the base number of responses is less than 10 during the period. % is calculated as Quantity/Base number*100

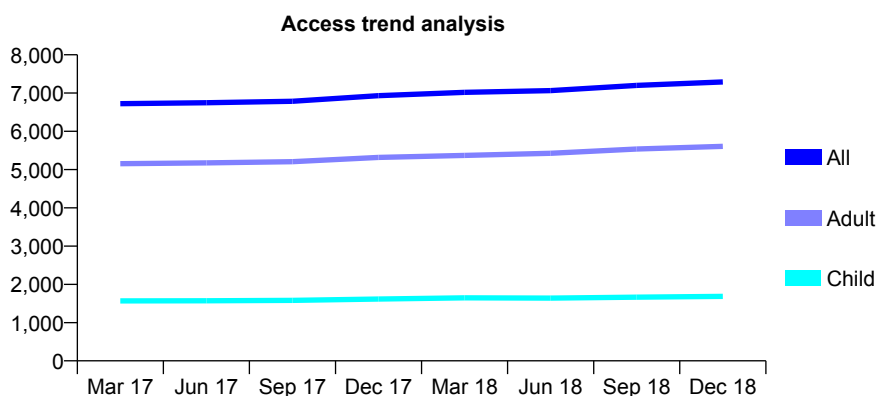
Q55 - Vital Signs At a Glance Contract Report for 146900/0001 - December 2018

Name or company name	Glen Thelwell & Associates LTD Vasileios (
Contract type name	GDS Contract
Purpose of contract	General
Contract start date	01/05/2014
Contract end date	

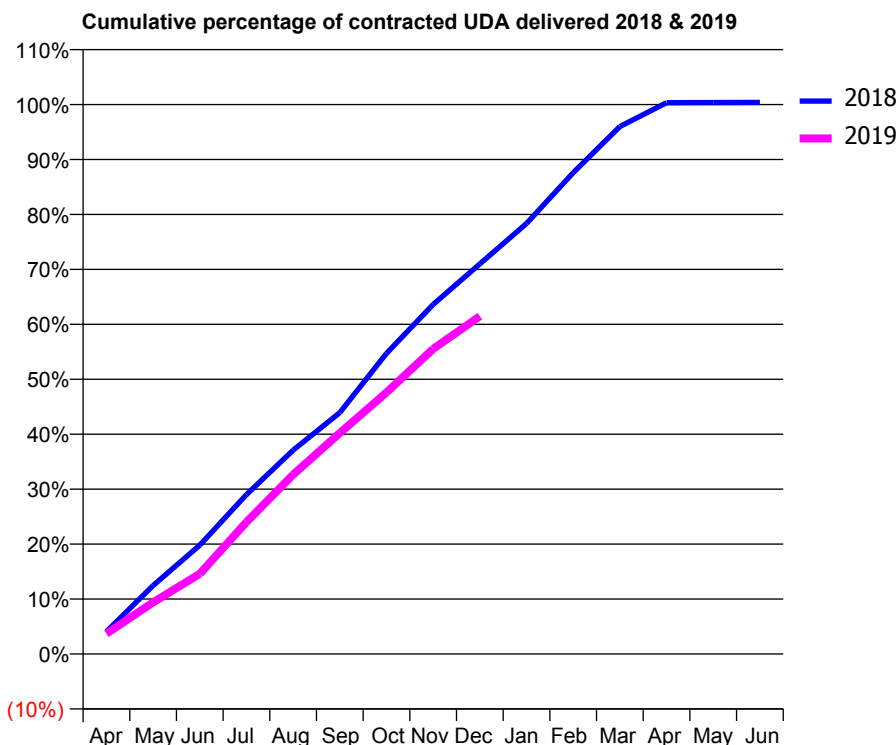
18/19 Contracted general activity (UDA)	28,370
Carry forward general activity (UDA)	-79
18/19 Contracted orthodontic activity (UOA)	0
Carry forward orthodontic activity (UOA)	0
Baseline contract value	£806,199.23

ACCESS*

Patients seen in 24 months	Total	Change since previous quarter
Quarter ending December 2017	6,932	
Quarter ending March 2018	7,018	→
Quarter ending June 2018	7,063	→
Quarter ending September 2018	7,201	→
Quarter ending December 2018	7,292	→
Variance since December 2017	5.2%	↑



ACTIVITY



Month	Adjusted Scheduled Activity (UDA)	
	2018	2019
April	875	1,049
May	2,663	2,667
June	4,235	4,141
July	6,199	6,814
August	7,928	9,260
September	9,387	11,408
October	11,692	13,506
November	13,593	15,758
December	15,172	17,443
January	16,742	
February	18,718	
March	20,512	
April	21,443	
May	21,448	
June	21,449	

QUALITY

	Quantity	Base Number	Contract	AT	Region	England
% of FP17s for the same patient ID Re-attending within 3 months - Children	101	2,060	4.9%	10.1%	11.6%	11.8%
% of FP17s for the same patient ID Re-attending within 3 months - Adults	667	7,016	9.5%	14.0%	15.1%	15.6%
% of FP17s for the same patient ID Re-attending between 3 & 9 months - Children	1,349	2,060	65.5%	62.0%	59.9%	58.8%
% of FP17s for the same patient ID Re-attending between 3 & 9 months - Adults	4,820	7,016	68.7%	55.1%	52.0%	51.0%
% of FP17s for Band 1 Urgent Courses	117	8,535	1.4%	6.8%	8.0%	9.0%
% of FP17s Relating to Free Repair or Replacements	90	8,535	1.1%	0.8%	0.8%	0.8%
% of FP17s Relating to Continuations	155	8,535	1.8%	1.1%	0.9%	0.9%
% of Patients satisfied with the dentistry they have received	3	3	N/A	92.0%	93.6%	93.2%
% of Patients satisfied with the time they had to wait for an appointment	3	3	N/A	87.2%	88.6%	88.3%

* This is based on patients treated on this contract for their most recent course of treatment. Figures in italics indicate the base number of FP17s or Patient Questionnaire responses are less than 100. N/A is shown where the base number of responses is less than 10 during the period. % is calculated as Quantity/Base number*100

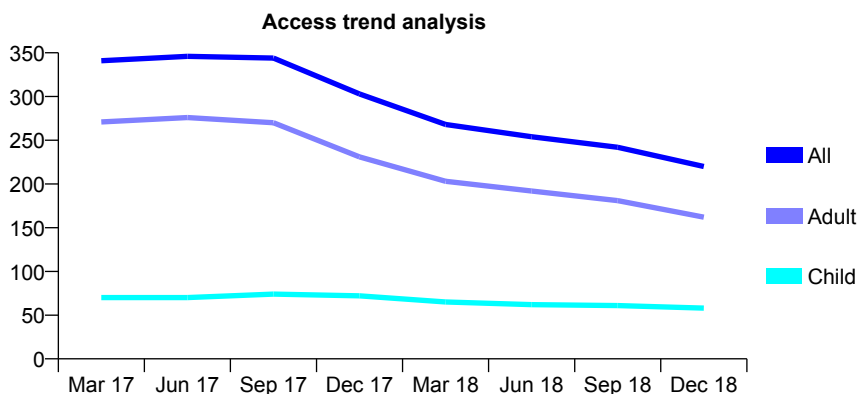
Q55 - Vital Signs At a Glance Contract Report for 147354/0001 - December 2018

Name or company name	Dr Fitton & Dr Singh Dental Surgery
Contract type name	GDS Contract
Purpose of contract	General
Contract start date	29/07/2010
Contract end date	

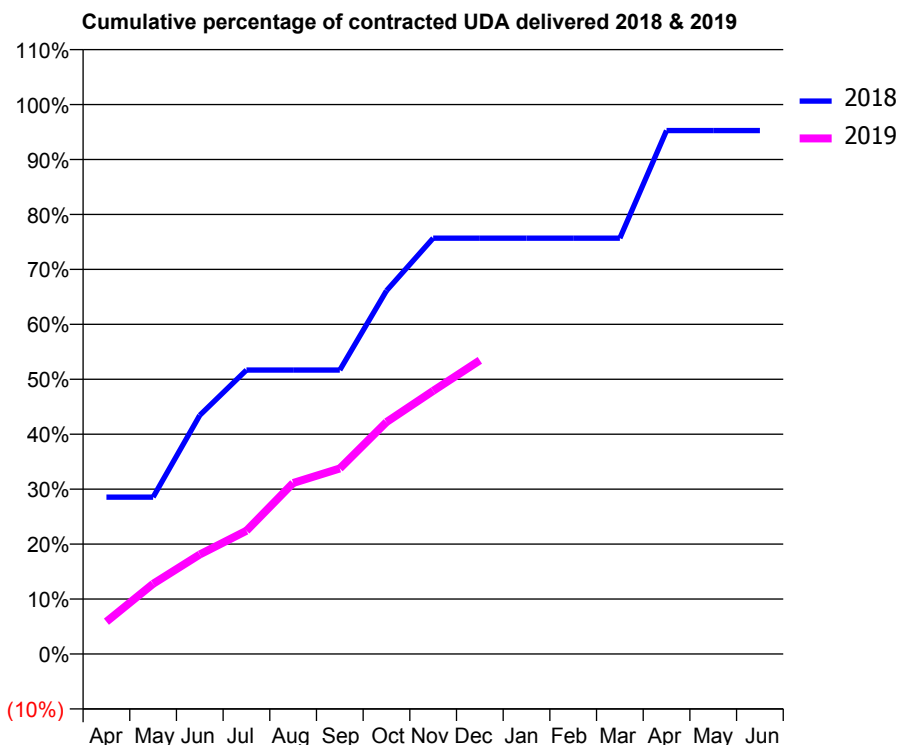
18/19 Contracted general activity (UDA)	900
Carry forward general activity (UDA)	0
18/19 Contracted orthodontic activity (UOA)	0
Carry forward orthodontic activity (UOA)	0
Baseline contract value	£26,765.79

ACCESS*

Patients seen in 24 months	Total	Change since previous quarter
Quarter ending December 2017	303	
Quarter ending March 2018	268	↓
Quarter ending June 2018	254	↓
Quarter ending September 2018	242	↓
Quarter ending December 2018	220	↓
Variance since December 2017	(27.4%)	↓



ACTIVITY



Adjusted Scheduled Activity (UDA)		
Month	2018	2019
April	257	53
May	257	115
June	391	163
July	465	202
August	465	280
September	465	304
October	595	380
November	681	431
December	681	481
January	681	
February	681	
March	681	
April	857	
May	857	
June	857	

QUALITY

	Quantity	Base Number	Contract	AT	Region	England
% of FP17s for the same patient ID Re-attending within 3 months - Children	5	61	8.2%	10.1%	11.6%	11.8%
% of FP17s for the same patient ID Re-attending within 3 months - Adults	32	166	19.3%	14.0%	15.1%	15.6%
% of FP17s for the same patient ID Re-attending between 3 & 9 months - Children	23	61	37.7%	62.0%	59.9%	58.8%
% of FP17s for the same patient ID Re-attending between 3 & 9 months - Adults	71	166	42.8%	55.1%	52.0%	51.0%
% of FP17s for Band 1 Urgent Courses	0	163	0.0%	6.8%	8.0%	9.0%
% of FP17s Relating to Free Repair or Replacements	0	163	0.0%	0.8%	0.8%	0.8%
% of FP17s Relating to Continuations	9	163	5.5%	1.1%	0.9%	0.9%
% of Patients satisfied with the dentistry they have received	0	1	N/A	92.0%	93.6%	93.2%
% of Patients satisfied with the time they had to wait for an appointment	0	1	N/A	87.2%	88.6%	88.3%

* This is based on patients treated on this contract for their most recent course of treatment. Figures in italics indicate the base number of FP17s or Patient Questionnaire responses are less than 100. N/A is shown where the base number of responses is less than 10 during the period. % is calculated as Quantity/Base number*100

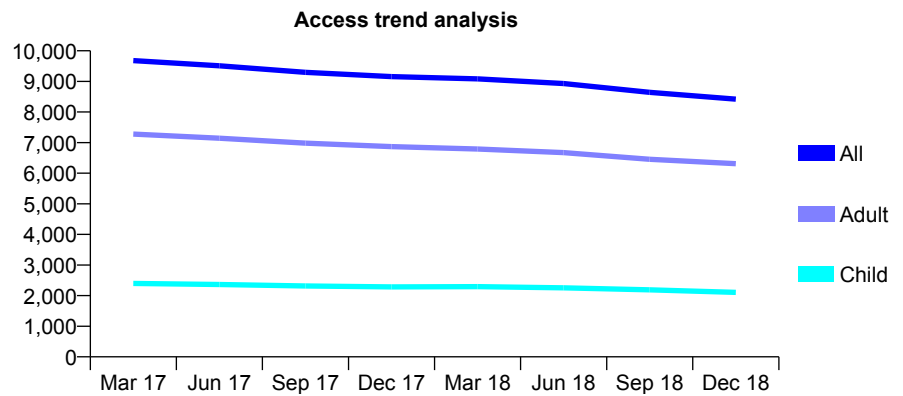
Q55 - Vital Signs At a Glance Contract Report for 148369/0001 - December 2018

Name or company name	KH & GW Ltd
Contract type name	GDS Contract
Purpose of contract	General and Orthodontic
Contract start date	01/04/2008
Contract end date	

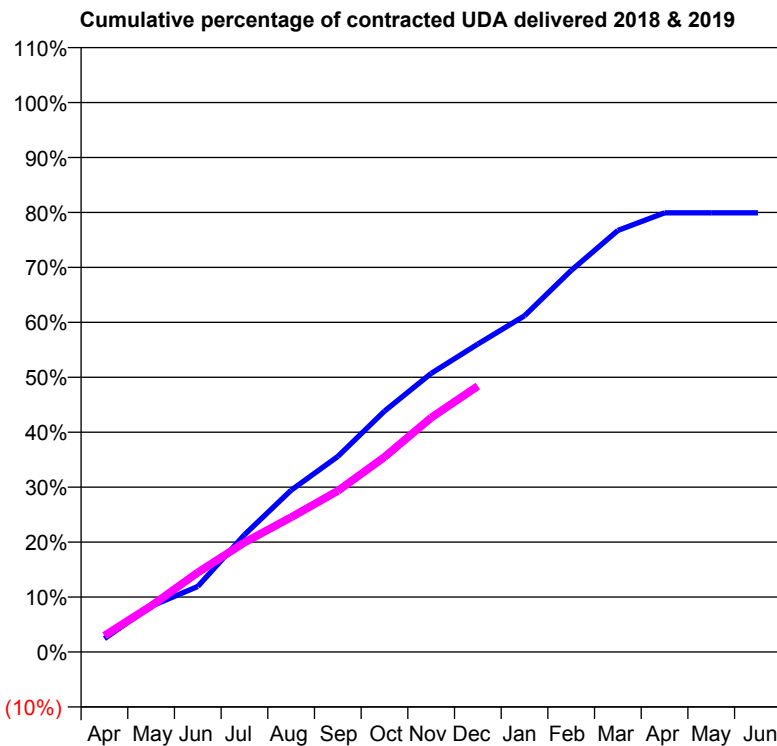
18/19 Contracted general activity (UDA)	30,382
Carry forward general activity (UDA)	0
18/19 Contracted orthodontic activity (UOA)	1,589
Carry forward orthodontic activity (UOA)	0
Baseline contract value	£1,056,371.02

ACCESS*

Patients seen in 24 months	Total	Change since previous quarter
Quarter ending December 2017	9,155	
Quarter ending March 2018	9,084	→
Quarter ending June 2018	8,931	↓
Quarter ending September 2018	8,642	↓
Quarter ending December 2018	8,419	↓
Variance since December 2017	(8.0%)	↓



ACTIVITY



Month	Adjusted Scheduled Activity (UDA)	
	2018	2019
April	742	906
May	2,532	2,548
June	3,626	4,400
July	6,484	6,056
August	8,949	7,451
September	10,809	8,912
October	13,320	10,781
November	15,403	12,961
December	17,031	14,707
January	18,591	
February	21,101	
March	23,306	
April	24,285	
May	24,286	
June	24,280	

QUALITY

	Quantity	Base Number	Contract	AT	Region	England
% of FP17s for the same patient ID Re-attending within 3 months - Children	78	2,072	3.8%	10.1%	11.6%	11.8%
% of FP17s for the same patient ID Re-attending within 3 months - Adults	544	5,727	9.5%	14.0%	15.1%	15.6%
% of FP17s for the same patient ID Re-attending between 3 & 9 months - Children	1,112	2,072	53.7%	62.0%	59.9%	58.8%
% of FP17s for the same patient ID Re-attending between 3 & 9 months - Adults	2,543	5,727	44.4%	55.1%	52.0%	51.0%
% of FP17s for Band 1 Urgent Courses	252	7,369	3.4%	6.8%	8.0%	9.0%
% of FP17s Relating to Free Repair or Replacements	57	7,369	0.8%	0.8%	0.8%	0.8%
% of FP17s Relating to Continuations	81	7,369	1.1%	1.1%	0.9%	0.9%
% of Patients satisfied with the dentistry they have received	2	2	N/A	92.0%	93.6%	93.2%
% of Patients satisfied with the time they had to wait for an appointment	2	2	N/A	87.2%	88.6%	88.3%

* This is based on patients treated on this contract for their most recent course of treatment. Figures in italics indicate the base number of FP17s or Patient Questionnaire responses are less than 100. N/A is shown where the base number of responses is less than 10 during the period. % is calculated as Quantity/Base number*100

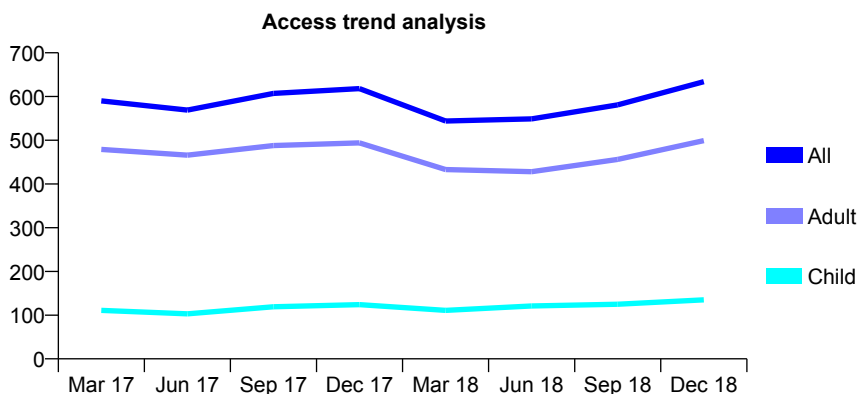
Q55 - Vital Signs At a Glance Contract Report for 151378/0001 - December 2018

Name or company name	Bulwell Dental Practice
Contract type name	GDS Contract
Purpose of contract	General
Contract start date	03/11/2008
Contract end date	

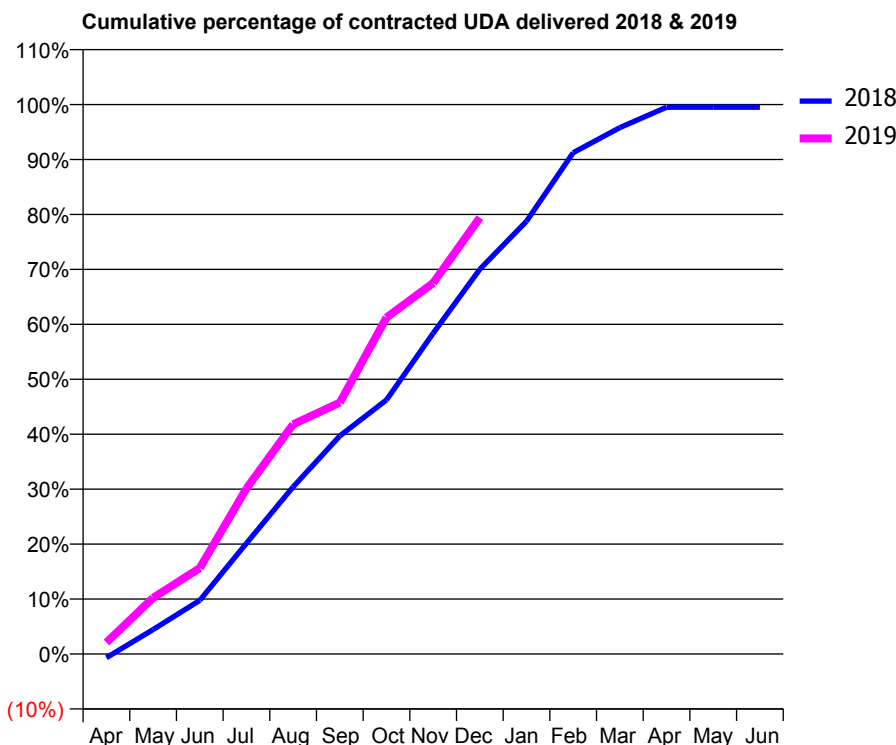
18/19 Contracted general activity (UDA)	2,345
Carry forward general activity (UDA)	0
18/19 Contracted orthodontic activity (UOA)	0
Carry forward orthodontic activity (UOA)	0
Baseline contract value	£55,486.83

ACCESS*

Patients seen in 24 months	Total	Change since previous quarter
Quarter ending December 2017	618	
Quarter ending March 2018	544	↓
Quarter ending June 2018	549	→
Quarter ending September 2018	581	↑
Quarter ending December 2018	634	↑
Variance since December 2017	2.6%	↑



ACTIVITY



Month	Adjusted Scheduled Activity (UDA)	
	2018	2019
April	-16	49
May	104	240
June	229	367
July	472	706
August	713	980
September	931	1,073
October	1,085	1,436
November	1,369	1,583
December	1,642	1,862
January	1,847	
February	2,139	
March	2,246	
April	2,333	
May	2,333	
June	2,333	

QUALITY

	Quantity	Base Number	Contract	AT	Region	England
% of FP17s for the same patient ID Re-attending within 3 months - Children	14	141	9.9%	10.1%	11.6%	11.8%
% of FP17s for the same patient ID Re-attending within 3 months - Adults	56	544	10.3%	14.0%	15.1%	15.6%
% of FP17s for the same patient ID Re-attending between 3 & 9 months - Children	69	141	48.9%	62.0%	59.9%	58.8%
% of FP17s for the same patient ID Re-attending between 3 & 9 months - Adults	264	544	48.5%	55.1%	52.0%	51.0%
% of FP17s for Band 1 Urgent Courses	44	650	6.8%	6.8%	8.0%	9.0%
% of FP17s Relating to Free Repair or Replacements	12	650	1.8%	0.8%	0.8%	0.8%
% of FP17s Relating to Continuations	12	650	1.8%	1.1%	0.9%	0.9%
% of Patients satisfied with the dentistry they have received	0	0	N/A	92.0%	93.6%	93.2%
% of Patients satisfied with the time they had to wait for an appointment	0	0	N/A	87.2%	88.6%	88.3%

* This is based on patients treated on this contract for their most recent course of treatment. Figures in italics indicate the base number of FP17s or Patient Questionnaire responses are less than 100. N/A is shown where the base number of responses is less than 10 during the period. % is calculated as Quantity/Base number*100

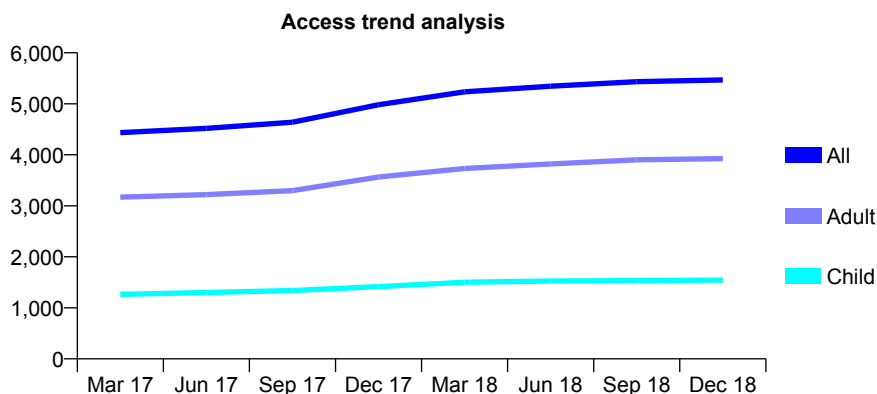
Q55 - Vital Signs At a Glance Contract Report for 153907/0002 - December 2018

Name or company name	Carlton Dental Care Limited
Contract type name	GDS Contract
Purpose of contract	General
Contract start date	06/04/2013
Contract end date	

18/19 Contracted general activity (UDA)	19,441
Carry forward general activity (UDA)	0
18/19 Contracted orthodontic activity (UOA)	0
Carry forward orthodontic activity (UOA)	0
Baseline contract value	£529,530.87

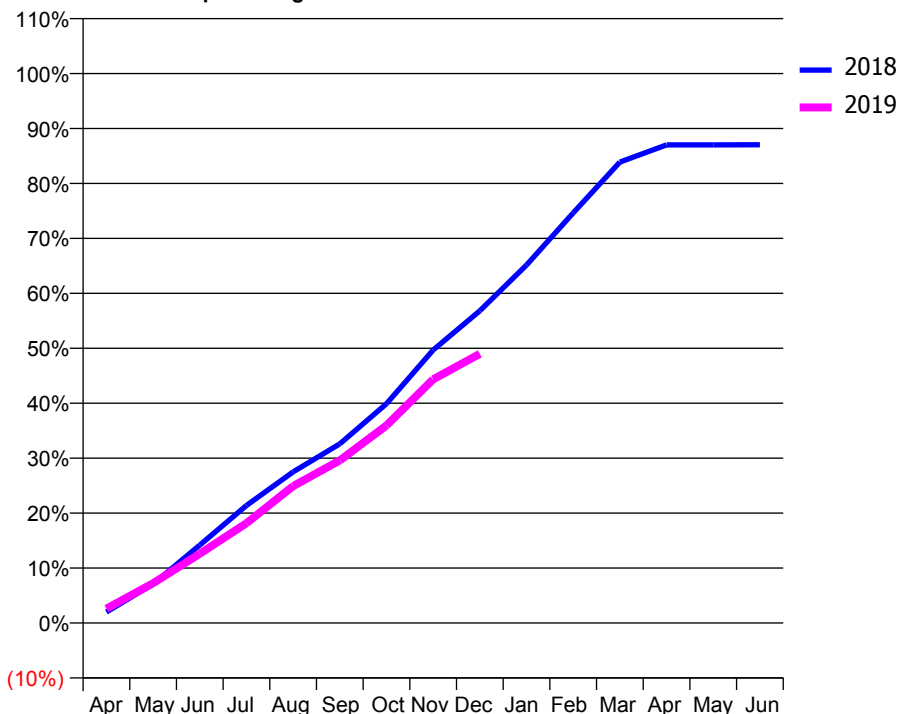
ACCESS*

Patients seen in 24 months	Total	Change since previous quarter
Quarter ending December 2017	4,981	
Quarter ending March 2018	5,234	↑
Quarter ending June 2018	5,346	↑
Quarter ending September 2018	5,435	→
Quarter ending December 2018	5,469	→
Variance since December 2017	9.8%	↑



ACTIVITY

Cumulative percentage of contracted UDA delivered 2018 & 2019



Month	Adjusted Scheduled Activity (UDA)	
	2018	2019
April	351	506
May	1,237	1,409
June	2,474	2,451
July	3,729	3,533
August	4,799	4,842
September	5,685	5,752
October	6,960	6,988
November	8,666	8,622
December	9,910	9,523
January	11,360	
February	13,015	
March	14,628	
April	15,176	
May	15,177	
June	15,178	

QUALITY

	Quantity	Base Number	Contract	AT	Region	England
% of FP17s for the same patient ID Re-attending within 3 months - Children	170	1,693	10.0%	10.1%	11.6%	11.8%
% of FP17s for the same patient ID Re-attending within 3 months - Adults	523	3,799	13.8%	14.0%	15.1%	15.6%
% of FP17s for the same patient ID Re-attending between 3 & 9 months - Children	1,074	1,693	63.4%	62.0%	59.9%	58.8%
% of FP17s for the same patient ID Re-attending between 3 & 9 months - Adults	2,119	3,799	55.8%	55.1%	52.0%	51.0%
% of FP17s for Band 1 Urgent Courses	154	4,743	3.2%	6.8%	8.0%	9.0%
% of FP17s Relating to Free Repair or Replacements	74	4,743	1.6%	0.8%	0.8%	0.8%
% of FP17s Relating to Continuations	116	4,743	2.4%	1.1%	0.9%	0.9%
% of Patients satisfied with the dentistry they have received	0	0	N/A	92.0%	93.6%	93.2%
% of Patients satisfied with the time they had to wait for an appointment	0	0	N/A	87.2%	88.6%	88.3%

* This is based on patients treated on this contract for their most recent course of treatment. Figures in italics indicate the base number of FP17s or Patient Questionnaire responses are less than 100. N/A is shown where the base number of responses is less than 10 during the period. % is calculated as Quantity/Base number*100

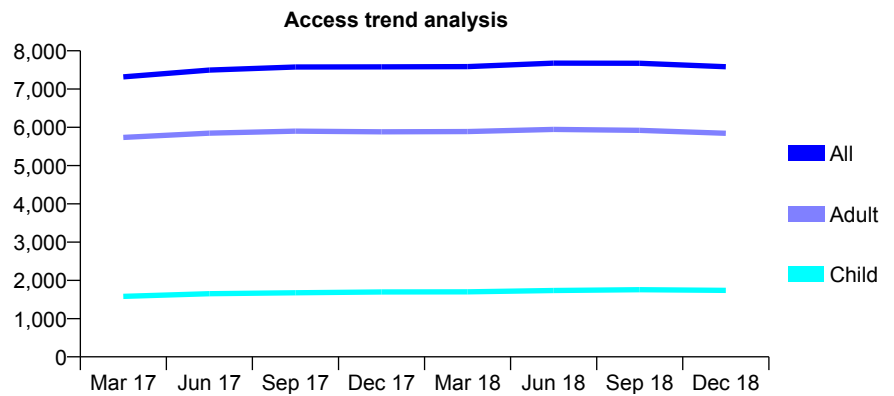
Q55 - Vital Signs At a Glance Contract Report for 154288/0001 - December 2018

Name or company name	D AND L JORDAN LIMITED
Contract type name	GDS Contract
Purpose of contract	General
Contract start date	01/04/2013
Contract end date	

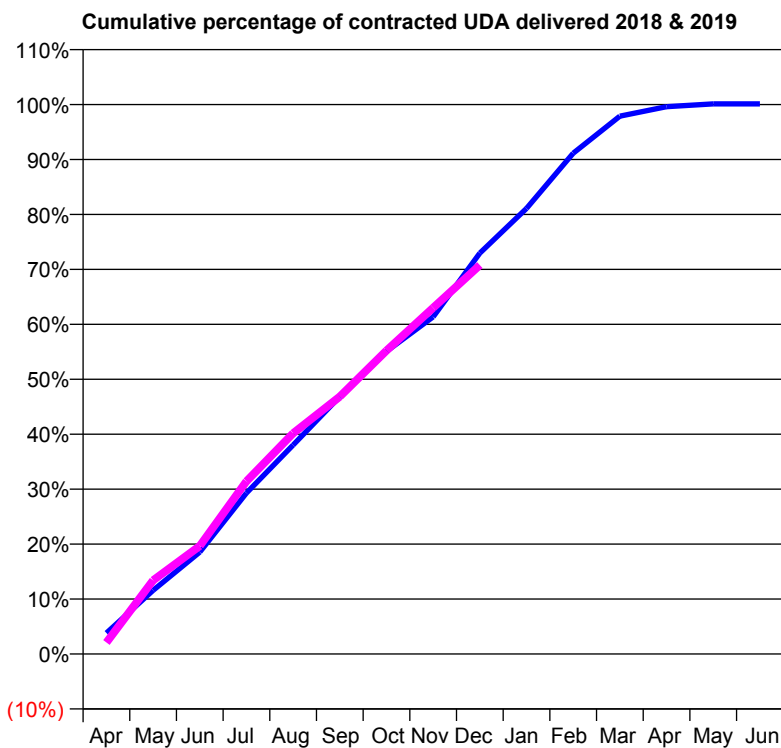
18/19 Contracted general activity (UDA)	19,075
Carry forward general activity (UDA)	-24
18/19 Contracted orthodontic activity (UOA)	0
Carry forward orthodontic activity (UOA)	0
Baseline contract value	£527,761.36

ACCESS*

Patients seen in 24 months	Total	Change since previous quarter
Quarter ending December 2017	7,580	
Quarter ending March 2018	7,587	→
Quarter ending June 2018	7,679	→
Quarter ending September 2018	7,674	→
Quarter ending December 2018	7,582	↓
Variance since December 2017	0.0%	→



ACTIVITY



Month	Adjusted Scheduled Activity (UDA)	
	2018	2019
April	728	398
May	2,209	2,557
June	3,540	3,753
July	5,591	5,997
August	7,255	7,665
September	8,936	8,937
October	10,506	10,533
November	11,703	12,019
December	13,916	13,500
January	15,466	
February	17,384	
March	18,669	
April	19,001	
May	19,097	
June	19,099	

QUALITY

	Quantity	Base Number	Contract	AT	Region	England
% of FP17s for the same patient ID Re-attending within 3 months - Children	130	1,940	6.7%	10.1%	11.6%	11.8%
% of FP17s for the same patient ID Re-attending within 3 months - Adults	577	6,349	9.1%	14.0%	15.1%	15.6%
% of FP17s for the same patient ID Re-attending between 3 & 9 months - Children	1,231	1,940	63.5%	62.0%	59.9%	58.8%
% of FP17s for the same patient ID Re-attending between 3 & 9 months - Adults	4,135	6,349	65.1%	55.1%	52.0%	51.0%
% of FP17s for Band 1 Urgent Courses	421	7,996	5.3%	6.8%	8.0%	9.0%
% of FP17s Relating to Free Repair or Replacements	35	7,996	0.4%	0.8%	0.8%	0.8%
% of FP17s Relating to Continuations	45	7,996	0.6%	1.1%	0.9%	0.9%
% of Patients satisfied with the dentistry they have received	3	3	N/A	92.0%	93.6%	93.2%
% of Patients satisfied with the time they had to wait for an appointment	3	3	N/A	87.2%	88.6%	88.3%

* This is based on patients treated on this contract for their most recent course of treatment. Figures in italics indicate the base number of FP17s or Patient Questionnaire responses are less than 100. N/A is shown where the base number of responses is less than 10 during the period. % is calculated as Quantity/Base number*100

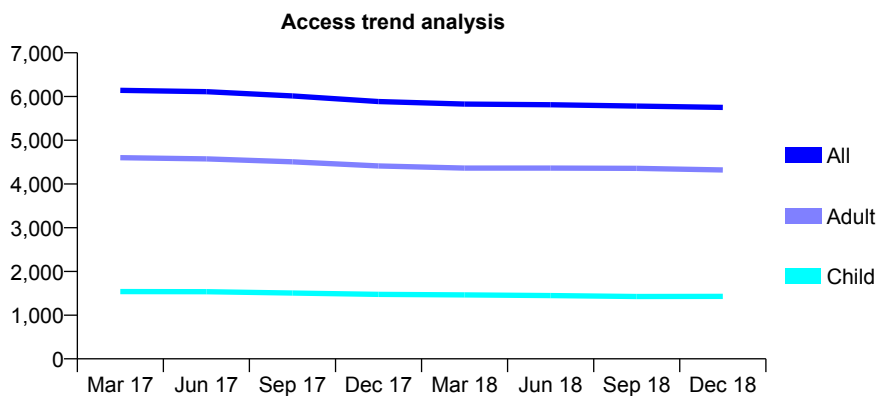
Q55 - Vital Signs At a Glance Contract Report for 154393/0001 - December 2018

Name or company name	Oswald House Dental Practice
Contract type name	GDS Contract
Purpose of contract	General
Contract start date	01/10/2013
Contract end date	

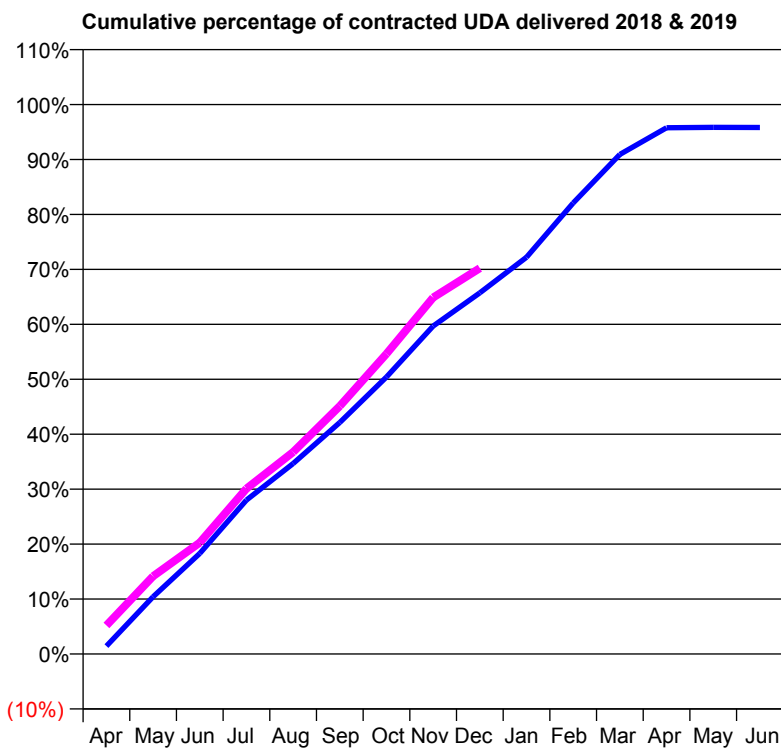
18/19 Contracted general activity (UDA)	18,083
Carry forward general activity (UDA)	0
18/19 Contracted orthodontic activity (UOA)	0
Carry forward orthodontic activity (UOA)	0
Baseline contract value	£395,478.60

ACCESS*

Patients seen in 24 months	Total	Change since previous quarter
Quarter ending December 2017	5,885	
Quarter ending March 2018	5,828	→
Quarter ending June 2018	5,812	→
Quarter ending September 2018	5,782	→
Quarter ending December 2018	5,751	→
Variance since December 2017	(2.3%)	↓



ACTIVITY



Month	Adjusted Scheduled Activity (UDA)	
	2018	2019
April	234	942
May	1,675	2,562
June	2,944	3,665
July	4,507	5,445
August	5,577	6,647
September	6,775	8,160
October	8,110	9,880
November	9,598	11,733
December	10,572	12,698
January	11,612	
February	13,203	
March	14,623	
April	15,402	
May	15,413	
June	15,411	

QUALITY

	Quantity	Base Number	Contract	AT	Region	England
% of FP17s for the same patient ID Re-attending within 3 months - Children	140	1,835	7.6%	10.1%	11.6%	11.8%
% of FP17s for the same patient ID Re-attending within 3 months - Adults	688	5,112	13.5%	14.0%	15.1%	15.6%
% of FP17s for the same patient ID Re-attending between 3 & 9 months - Children	1,198	1,835	65.3%	62.0%	59.9%	58.8%
% of FP17s for the same patient ID Re-attending between 3 & 9 months - Adults	3,114	5,112	60.9%	55.1%	52.0%	51.0%
% of FP17s for Band 1 Urgent Courses	545	6,572	8.3%	6.8%	8.0%	9.0%
% of FP17s Relating to Free Repair or Replacements	112	6,572	1.7%	0.8%	0.8%	0.8%
% of FP17s Relating to Continuations	73	6,572	1.1%	1.1%	0.9%	0.9%
% of Patients satisfied with the dentistry they have received	5	5	N/A	92.0%	93.6%	93.2%
% of Patients satisfied with the time they had to wait for an appointment	4	5	N/A	87.2%	88.6%	88.3%

* This is based on patients treated on this contract for their most recent course of treatment. Figures in italics indicate the base number of FP17s or Patient Questionnaire responses are less than 100. N/A is shown where the base number of responses is less than 10 during the period. % is calculated as Quantity/Base number*100

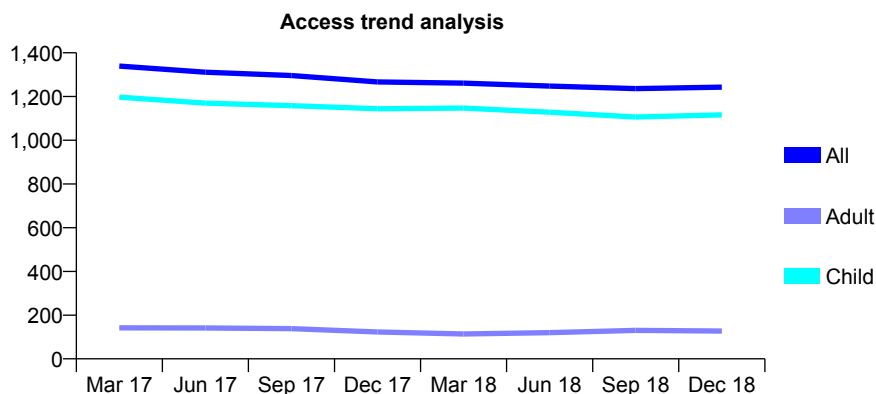
Q55 - Vital Signs At a Glance Contract Report for 157139/0001 - December 2018

Name or company name	Brompton House Dental Practice Limited
Contract type name	GDS Contract
Purpose of contract	General
Contract start date	01/04/2011
Contract end date	

18/19 Contracted general activity (UDA)	3,450
Carry forward general activity (UDA)	0
18/19 Contracted orthodontic activity (UOA)	0
Carry forward orthodontic activity (UOA)	0
Baseline contract value	£94,455.20

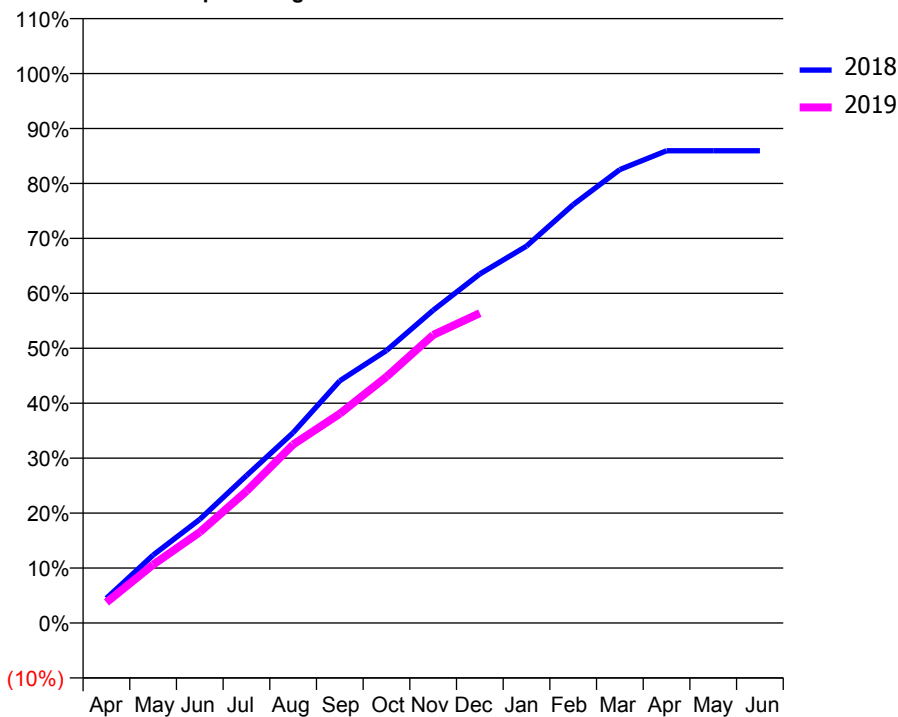
ACCESS*

Patients seen in 24 months	Total	Change since previous quarter
Quarter ending December 2017	1,267	
Quarter ending March 2018	1,261	→
Quarter ending June 2018	1,248	↓
Quarter ending September 2018	1,236	→
Quarter ending December 2018	1,243	→
Variance since December 2017	(1.9%)	↓



ACTIVITY

Cumulative percentage of contracted UDA delivered 2018 & 2019



Month	Adjusted Scheduled Activity (UDA)	
	2018	2019
April	155	129
May	427	367
June	651	570
July	926	827
August	1,195	1,120
September	1,521	1,314
October	1,711	1,546
November	1,963	1,808
December	2,191	1,946
January	2,366	
February	2,627	
March	2,847	
April	2,965	
May	2,965	
June	2,965	

QUALITY

	Quantity	Base Number	Contract	AT	Region	England
% of FP17s for the same patient ID Re-attending within 3 months - Children	179	1,593	11.2%	10.1%	11.6%	11.8%
% of FP17s for the same patient ID Re-attending within 3 months - Adults	1	2	50.0%	14.0%	15.1%	15.6%
% of FP17s for the same patient ID Re-attending between 3 & 9 months - Children	1,117	1,593	70.1%	62.0%	59.9%	58.8%
% of FP17s for the same patient ID Re-attending between 3 & 9 months - Adults	0	2	0.0%	55.1%	52.0%	51.0%
% of FP17s for Band 1 Urgent Courses	38	1,506	2.5%	6.8%	8.0%	9.0%
% of FP17s Relating to Free Repair or Replacements	0	1,506	0.0%	0.8%	0.8%	0.8%
% of FP17s Relating to Continuations	0	1,506	0.0%	1.1%	0.9%	0.9%
% of Patients satisfied with the dentistry they have received	0	0	N/A	92.0%	93.6%	93.2%
% of Patients satisfied with the time they had to wait for an appointment	0	0	N/A	87.2%	88.6%	88.3%

* This is based on patients treated on this contract for their most recent course of treatment. Figures in italics indicate the base number of FP17s or Patient Questionnaire responses are less than 100. N/A is shown where the base number of responses is less than 10 during the period. % is calculated as Quantity/Base number*100

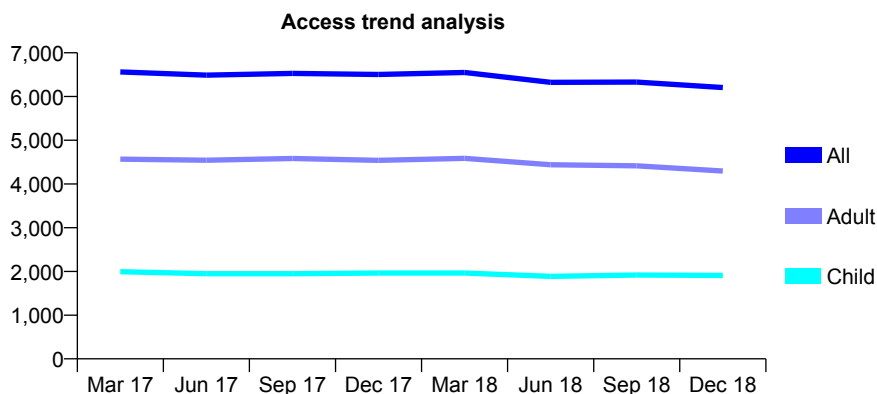
Q55 - Vital Signs At a Glance Contract Report for 158941/0001 - December 2018

Name or company name	D M Jordan Limited
Contract type name	GDS Contract
Purpose of contract	General
Contract start date	01/07/2012
Contract end date	

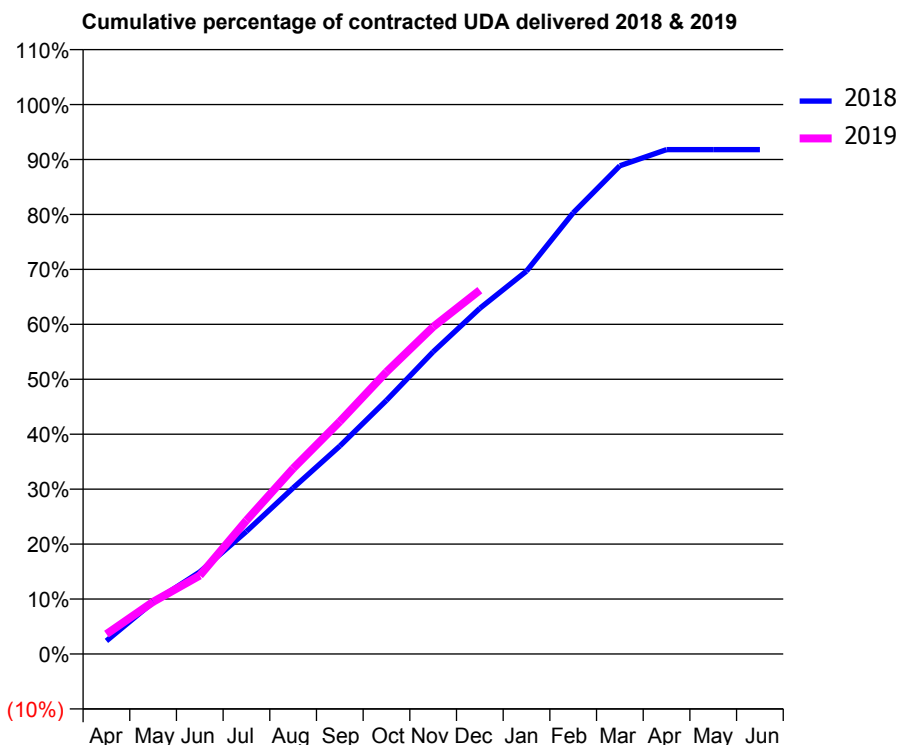
18/19 Contracted general activity (UDA)	21,500
Carry forward general activity (UDA)	0
18/19 Contracted orthodontic activity (UOA)	0
Carry forward orthodontic activity (UOA)	0
Baseline contract value	£523,113.04

ACCESS*

Patients seen in 24 months	Total	Change since previous quarter
Quarter ending December 2017	6,503	
Quarter ending March 2018	6,549	→
Quarter ending June 2018	6,325	↓
Quarter ending September 2018	6,332	→
Quarter ending December 2018	6,205	↓
Variance since December 2017	(4.6%)	↓



ACTIVITY



Month	Adjusted Scheduled Activity (UDA)	
	2018	2019
April	515	778
May	2,025	2,041
June	3,213	3,073
July	4,798	5,228
August	6,499	7,261
September	8,135	9,098
October	9,928	11,040
November	11,827	12,802
December	13,528	14,236
January	14,981	
February	17,261	
March	19,101	
April	19,734	
May	19,734	
June	19,734	

QUALITY

	Quantity	Base Number	Contract	AT	Region	England
% of FP17s for the same patient ID Re-attending within 3 months - Children	185	2,582	7.2%	10.1%	11.6%	11.8%
% of FP17s for the same patient ID Re-attending within 3 months - Adults	569	4,604	12.4%	14.0%	15.1%	15.6%
% of FP17s for the same patient ID Re-attending between 3 & 9 months - Children	1,714	2,582	66.4%	62.0%	59.9%	58.8%
% of FP17s for the same patient ID Re-attending between 3 & 9 months - Adults	2,901	4,604	63.0%	55.1%	52.0%	51.0%
% of FP17s for Band 1 Urgent Courses	241	6,840	3.5%	6.8%	8.0%	9.0%
% of FP17s Relating to Free Repair or Replacements	47	6,840	0.7%	0.8%	0.8%	0.8%
% of FP17s Relating to Continuations	171	6,840	2.5%	1.1%	0.9%	0.9%
% of Patients satisfied with the dentistry they have received	4	4	N/A	92.0%	93.6%	93.2%
% of Patients satisfied with the time they had to wait for an appointment	1	4	N/A	87.2%	88.6%	88.3%

* This is based on patients treated on this contract for their most recent course of treatment. Figures in italics indicate the base number of FP17s or Patient Questionnaire responses are less than 100. N/A is shown where the base number of responses is less than 10 during the period. % is calculated as Quantity/Base number*100

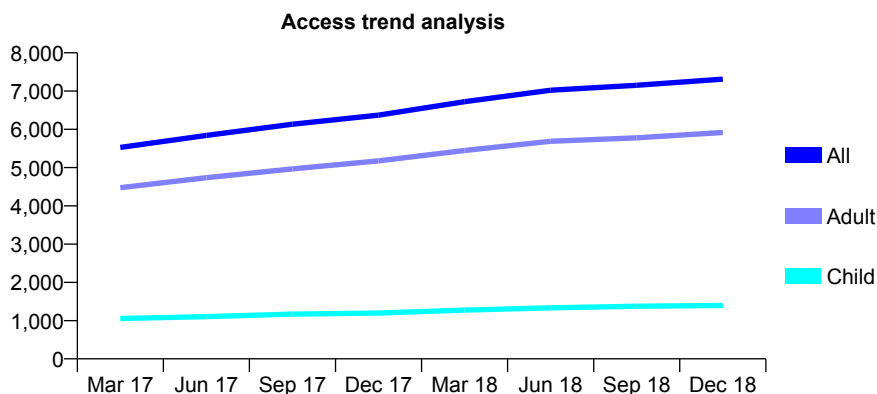
Q55 - Vital Signs At a Glance Contract Report for 160490/0001 - December 2018

Name or company name	Dr Chandan Sharma
Contract type name	GDS Contract
Purpose of contract	General
Contract start date	01/04/2012
Contract end date	

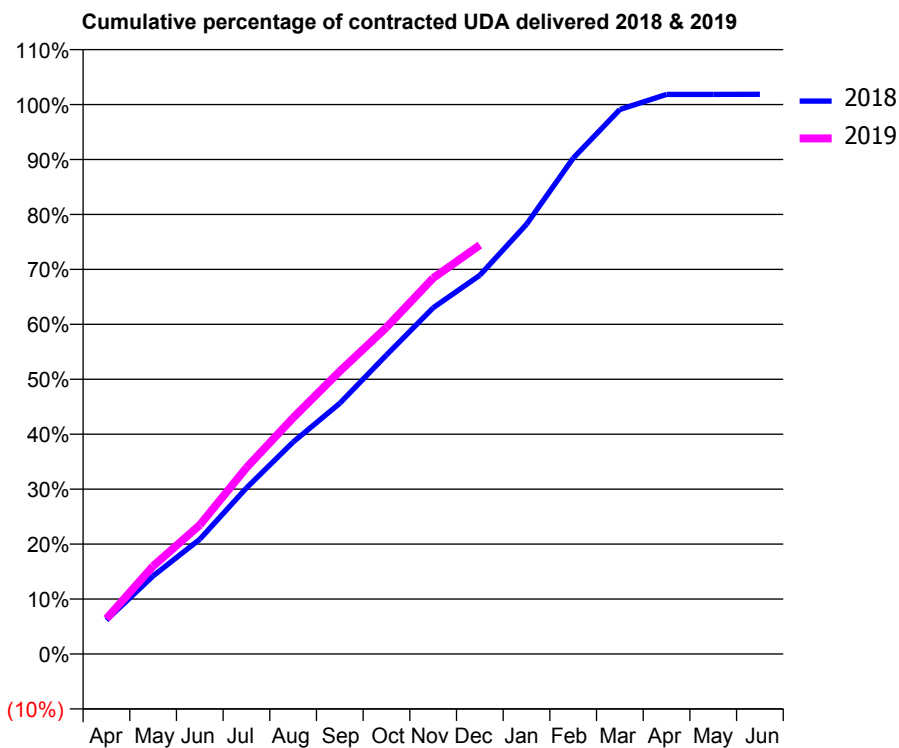
18/19 Contracted general activity (UDA)	16,786
Carry forward general activity (UDA)	-311
18/19 Contracted orthodontic activity (UOA)	0
Carry forward orthodontic activity (UOA)	0
Baseline contract value	£449,861.96

ACCESS*

Patients seen in 24 months	Total	Change since previous quarter
Quarter ending December 2017	6,372	
Quarter ending March 2018	6,721	↑
Quarter ending June 2018	7,021	↑
Quarter ending September 2018	7,151	→
Quarter ending December 2018	7,313	↑
Variance since December 2017	14.8%	↑



ACTIVITY



Month	Adjusted Scheduled Activity (UDA)	
	2018	2019
April	1,038	1,077
May	2,385	2,687
June	3,504	3,941
July	5,073	5,693
August	6,476	7,217
September	7,660	8,636
October	9,135	9,978
November	10,578	11,485
December	11,569	12,493
January	13,125	
February	15,148	
March	16,634	
April	17,095	
May	17,094	
June	17,097	

QUALITY

	Quantity	Base Number	Contract	AT	Region	England
% of FP17s for the same patient ID Re-attending within 3 months - Children	85	1,622	5.2%	10.1%	11.6%	11.8%
% of FP17s for the same patient ID Re-attending within 3 months - Adults	720	6,020	12.0%	14.0%	15.1%	15.6%
% of FP17s for the same patient ID Re-attending between 3 & 9 months - Children	1,028	1,622	63.4%	62.0%	59.9%	58.8%
% of FP17s for the same patient ID Re-attending between 3 & 9 months - Adults	2,640	6,020	43.9%	55.1%	52.0%	51.0%
% of FP17s for Band 1 Urgent Courses	640	7,243	8.8%	6.8%	8.0%	9.0%
% of FP17s Relating to Free Repair or Replacements	65	7,243	0.9%	0.8%	0.8%	0.8%
% of FP17s Relating to Continuations	21	7,243	0.3%	1.1%	0.9%	0.9%
% of Patients satisfied with the dentistry they have received	4	5	N/A	92.0%	93.6%	93.2%
% of Patients satisfied with the time they had to wait for an appointment	4	5	N/A	87.2%	88.6%	88.3%

* This is based on patients treated on this contract for their most recent course of treatment. Figures in italics indicate the base number of FP17s or Patient Questionnaire responses are less than 100. N/A is shown where the base number of responses is less than 10 during the period. % is calculated as Quantity/Base number*100

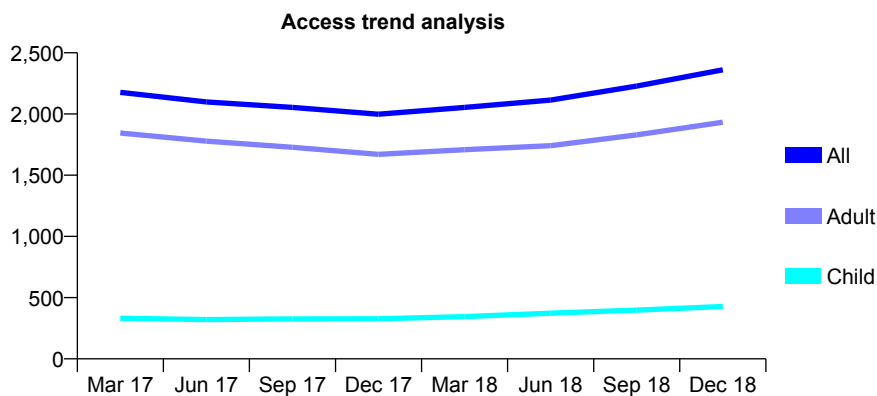
Q55 - Vital Signs At a Glance Contract Report for 160636/0001 - December 2018

Name or company name	Eyre Street Dental
Contract type name	GDS Contract
Purpose of contract	General
Contract start date	01/04/2015
Contract end date	

18/19 Contracted general activity (UDA)	9,028
Carry forward general activity (UDA)	0
18/19 Contracted orthodontic activity (UOA)	0
Carry forward orthodontic activity (UOA)	0
Baseline contract value	£257,163.88

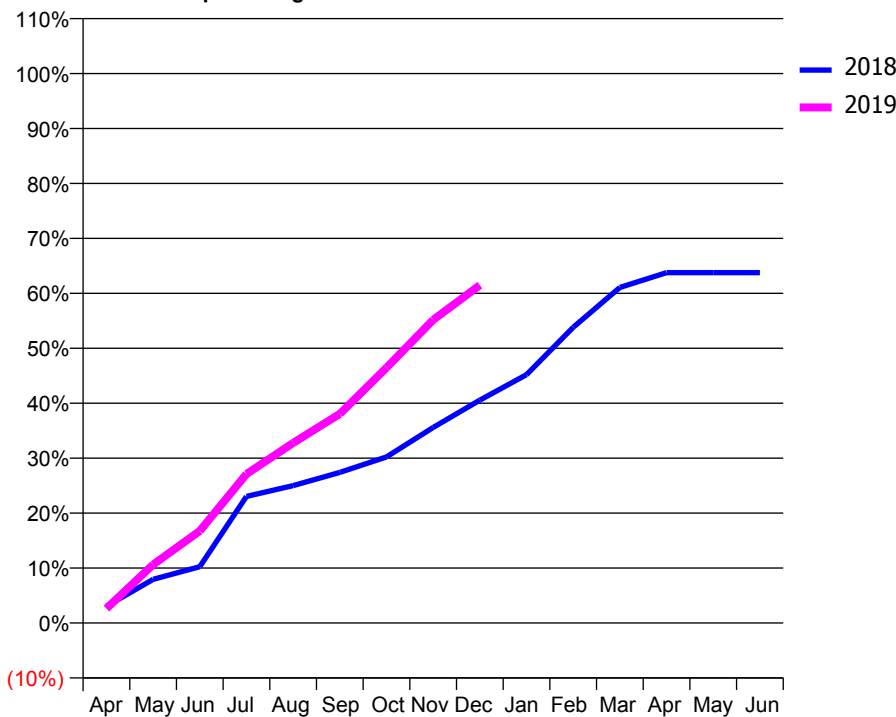
ACCESS*

Patients seen in 24 months	Total	Change since previous quarter
Quarter ending December 2017	1,998	
Quarter ending March 2018	2,054	↑
Quarter ending June 2018	2,114	↑
Quarter ending September 2018	2,228	↑
Quarter ending December 2018	2,361	↑
Variance since December 2017	18.2%	↑



ACTIVITY

Cumulative percentage of contracted UDA delivered 2018 & 2019



Adjusted Scheduled Activity (UDA)

Month	2018	2019
April	276	237
May	717	960
June	926	1,513
July	2,080	2,448
August	2,257	2,959
September	2,474	3,437
October	2,728	4,195
November	3,213	4,982
December	3,662	5,550
January	4,080	
February	4,859	
March	5,512	
April	5,756	
May	5,756	
June	5,756	

QUALITY

	Quantity	Base Number	Contract	AT	Region	England
% of FP17s for the same patient ID Re-attending within 3 months - Children	17	421	4.0%	10.1%	11.6%	11.8%
% of FP17s for the same patient ID Re-attending within 3 months - Adults	164	2,219	7.4%	14.0%	15.1%	15.6%
% of FP17s for the same patient ID Re-attending between 3 & 9 months - Children	176	421	41.8%	62.0%	59.9%	58.8%
% of FP17s for the same patient ID Re-attending between 3 & 9 months - Adults	1,283	2,219	57.8%	55.1%	52.0%	51.0%
% of FP17s for Band 1 Urgent Courses	65	2,555	2.5%	6.8%	8.0%	9.0%
% of FP17s Relating to Free Repair or Replacements	24	2,555	0.9%	0.8%	0.8%	0.8%
% of FP17s Relating to Continuations	22	2,555	0.9%	1.1%	0.9%	0.9%
% of Patients satisfied with the dentistry they have received	2	2	N/A	92.0%	93.6%	93.2%
% of Patients satisfied with the time they had to wait for an appointment	2	2	N/A	87.2%	88.6%	88.3%

* This is based on patients treated on this contract for their most recent course of treatment. Figures in italics indicate the base number of FP17s or Patient Questionnaire responses are less than 100. N/A is shown where the base number of responses is less than 10 during the period. % is calculated as Quantity/Base number*100

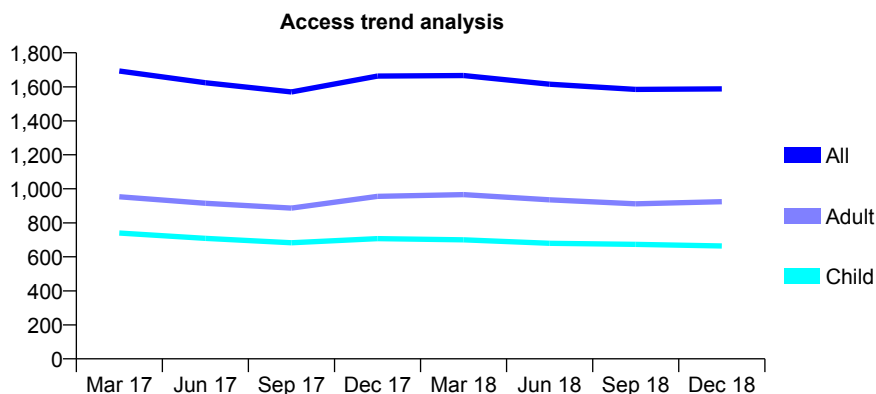
Q55 - Vital Signs At a Glance Contract Report for 161802/0001 - December 2018

Name or company name	Dental Surgery
Contract type name	GDS Contract
Purpose of contract	General
Contract start date	01/11/2012
Contract end date	

18/19 Contracted general activity (UDA)	5,966
Carry forward general activity (UDA)	-119
18/19 Contracted orthodontic activity (UOA)	0
Carry forward orthodontic activity (UOA)	0
Baseline contract value	£207,438.51

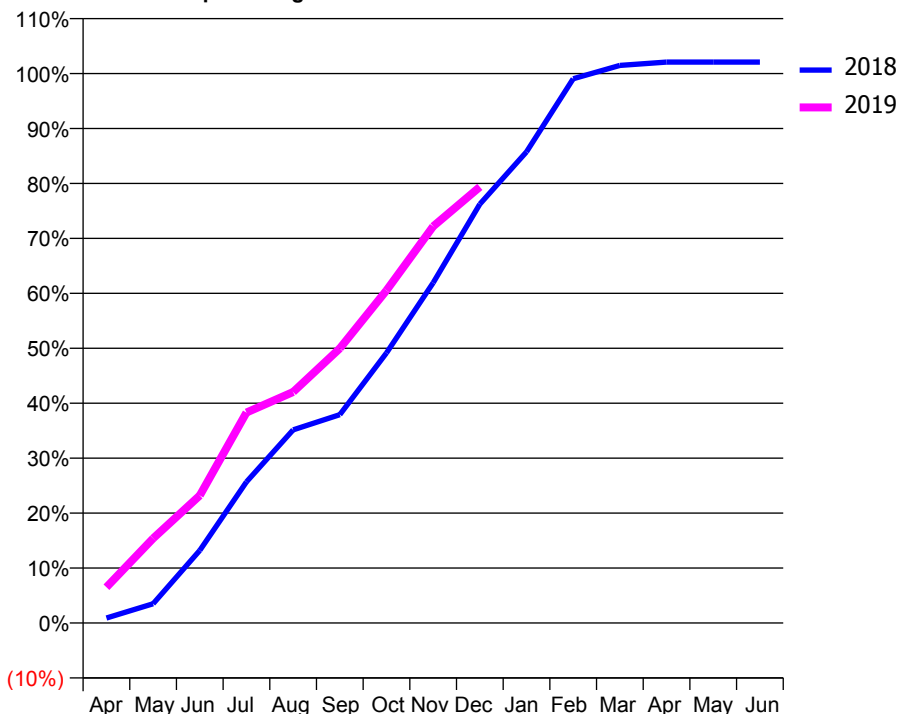
ACCESS*

Patients seen in 24 months	Total	Change since previous quarter
Quarter ending December 2017	1,663	
Quarter ending March 2018	1,666	→
Quarter ending June 2018	1,615	↓
Quarter ending September 2018	1,585	↓
Quarter ending December 2018	1,588	→
Variance since December 2017	(4.5%)	↓



ACTIVITY

Cumulative percentage of contracted UDA delivered 2018 & 2019



Month	Adjusted Scheduled Activity (UDA)	
	2018	2019
April	55	389
May	210	918
June	788	1,385
July	1,533	2,285
August	2,097	2,509
September	2,262	2,982
October	2,933	3,611
November	3,694	4,306
December	4,548	4,735
January	5,116	
February	5,910	
March	6,054	
April	6,090	
May	6,090	
June	6,090	

QUALITY

	Quantity	Base Number	Contract	AT	Region	England
% of FP17s for the same patient ID Re-attending within 3 months - Children	210	1,074	19.6%	10.1%	11.6%	11.8%
% of FP17s for the same patient ID Re-attending within 3 months - Adults	272	1,037	26.2%	14.0%	15.1%	15.6%
% of FP17s for the same patient ID Re-attending between 3 & 9 months - Children	600	1,074	55.9%	62.0%	59.9%	58.8%
% of FP17s for the same patient ID Re-attending between 3 & 9 months - Adults	497	1,037	47.9%	55.1%	52.0%	51.0%
% of FP17s for Band 1 Urgent Courses	203	2,092	9.7%	6.8%	8.0%	9.0%
% of FP17s Relating to Free Repair or Replacements	3	2,092	0.1%	0.8%	0.8%	0.8%
% of FP17s Relating to Continuations	0	2,092	0.0%	1.1%	0.9%	0.9%
% of Patients satisfied with the dentistry they have received	0	0	N/A	92.0%	93.6%	93.2%
% of Patients satisfied with the time they had to wait for an appointment	0	0	N/A	87.2%	88.6%	88.3%

* This is based on patients treated on this contract for their most recent course of treatment. Figures in italics indicate the base number of FP17s or Patient Questionnaire responses are less than 100. N/A is shown where the base number of responses is less than 10 during the period. % is calculated as Quantity/Base number*100

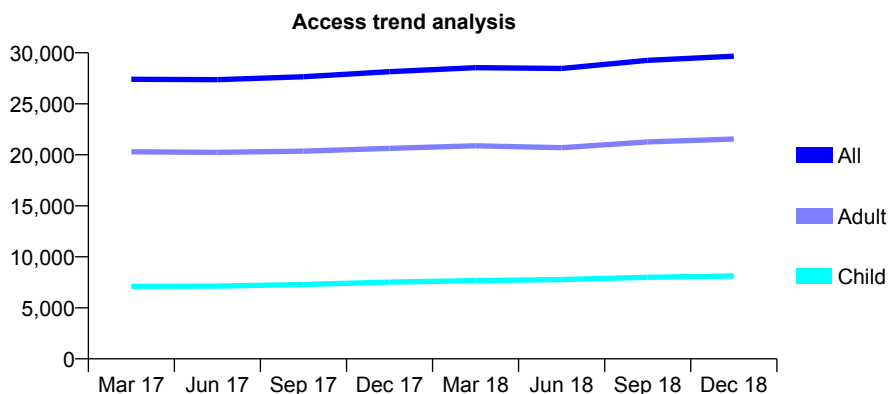
Q55 - Vital Signs At a Glance Contract Report for 162906/0001 - December 2018

Name or company name	Seven Dental & 2 Colwick Road
Contract type name	GDS Contract
Purpose of contract	General
Contract start date	01/04/2006
Contract end date	

18/19 Contracted general activity (UDA)	100,476
Carry forward general activity (UDA)	0
18/19 Contracted orthodontic activity (UOA)	0
Carry forward orthodontic activity (UOA)	0
Baseline contract value	£3,032,886.96

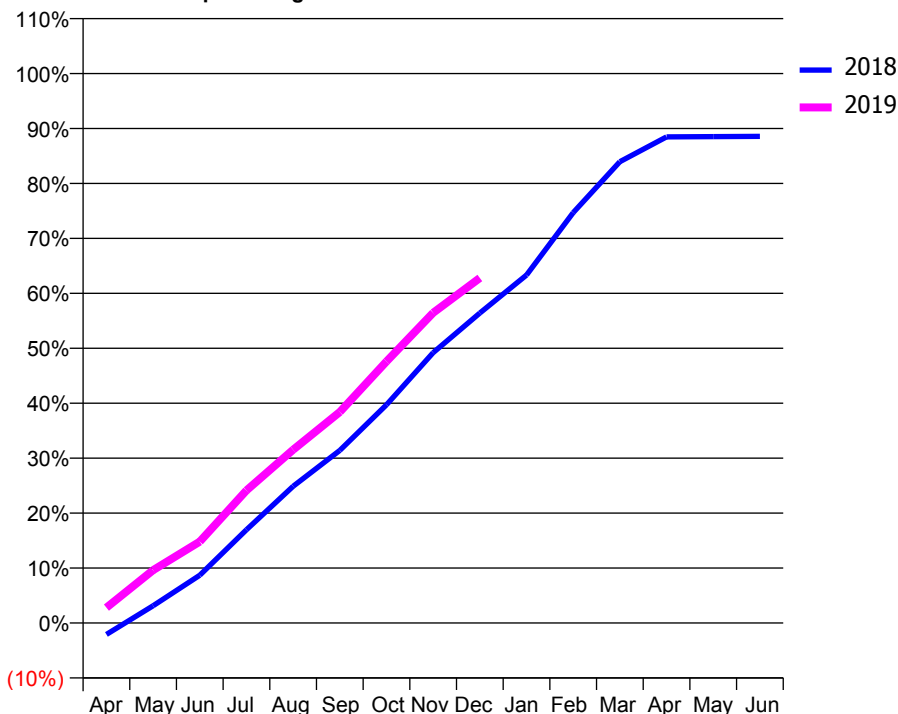
ACCESS*

Patients seen in 24 months	Total	Change since previous quarter
Quarter ending December 2017	28,151	
Quarter ending March 2018	28,545	→
Quarter ending June 2018	28,461	→
Quarter ending September 2018	29,255	↑
Quarter ending December 2018	29,664	→
Variance since December 2017	5.4%	↑



ACTIVITY

Cumulative percentage of contracted UDA delivered 2018 & 2019



Month	Adjusted Scheduled Activity (UDA)	
	2018	2019
April	-1,900	2,809
May	2,842	9,664
June	7,873	14,881
July	15,349	24,252
August	22,519	31,690
September	28,416	38,597
October	35,941	47,816
November	44,521	56,727
December	51,041	63,098
January	57,301	
February	67,576	
March	75,962	
April	80,032	
May	80,090	
June	80,121	

QUALITY

	Quantity	Base Number	Contract	AT	Region	England
% of FP17s for the same patient ID Re-attending within 3 months - Children	889	8,131	10.9%	10.1%	11.6%	11.8%
% of FP17s for the same patient ID Re-attending within 3 months - Adults	2,951	17,769	16.6%	14.0%	15.1%	15.6%
% of FP17s for the same patient ID Re-attending between 3 & 9 months - Children	4,100	8,131	50.4%	62.0%	59.9%	58.8%
% of FP17s for the same patient ID Re-attending between 3 & 9 months - Adults	6,448	17,769	36.3%	55.1%	52.0%	51.0%
% of FP17s for Band 1 Urgent Courses	3,270	24,431	13.4%	6.8%	8.0%	9.0%
% of FP17s Relating to Free Repair or Replacements	25	24,431	0.1%	0.8%	0.8%	0.8%
% of FP17s Relating to Continuations	432	24,431	1.8%	1.1%	0.9%	0.9%
% of Patients satisfied with the dentistry they have received	10	11	90.9%	92.0%	93.6%	93.2%
% of Patients satisfied with the time they had to wait for an appointment	9	11	81.8%	87.2%	88.6%	88.3%

* This is based on patients treated on this contract for their most recent course of treatment. Figures in italics indicate the base number of FP17s or Patient Questionnaire responses are less than 100. N/A is shown where the base number of responses is less than 10 during the period. % is calculated as Quantity/Base number*100

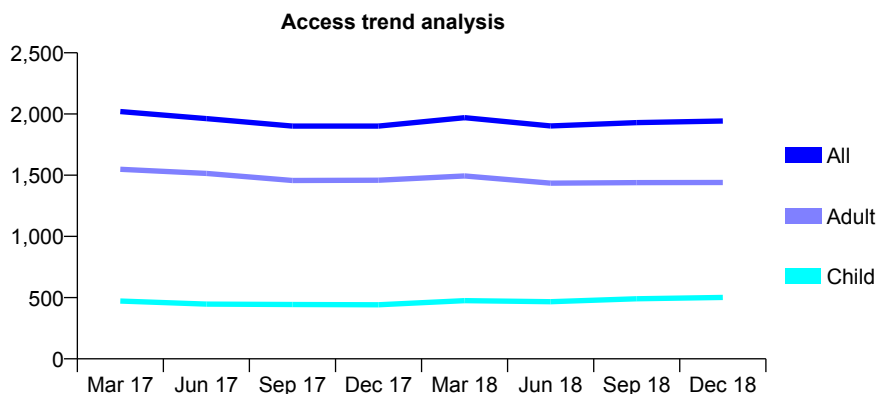
Q55 - Vital Signs At a Glance Contract Report for 162906/0002 - December 2018

Name or company name	Seven Dental & 2 Colwick Road
Contract type name	GDS Contract
Purpose of contract	General
Contract start date	01/04/2006
Contract end date	

18/19 Contracted general activity (UDA)	8,140
Carry forward general activity (UDA)	0
18/19 Contracted orthodontic activity (UOA)	0
Carry forward orthodontic activity (UOA)	0
Baseline contract value	£246,760.61

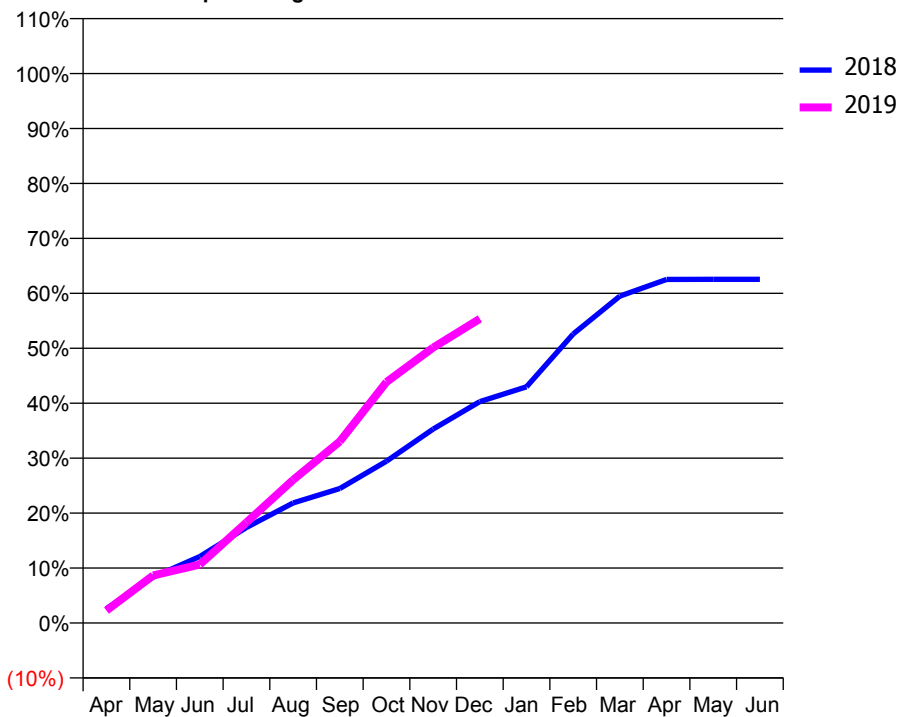
ACCESS*

Patients seen in 24 months	Total	Change since previous quarter
Quarter ending December 2017	1,901	
Quarter ending March 2018	1,970	↑
Quarter ending June 2018	1,902	↓
Quarter ending September 2018	1,930	→
Quarter ending December 2018	1,943	→
Variance since December 2017	2.2%	↑



ACTIVITY

Cumulative percentage of contracted UDA delivered 2018 & 2019



Month	Adjusted Scheduled Activity (UDA)	
	2018	2019
April	212	185
May	681	705
June	985	866
July	1,416	1,491
August	1,780	2,120
September	1,992	2,690
October	2,397	3,571
November	2,873	4,079
December	3,281	4,506
January	3,499	
February	4,281	
March	4,843	
April	5,089	
May	5,092	
June	5,092	

QUALITY

	Quantity	Base Number	Contract	AT	Region	England
% of FP17s for the same patient ID Re-attending within 3 months - Children	34	503	6.8%	10.1%	11.6%	11.8%
% of FP17s for the same patient ID Re-attending within 3 months - Adults	184	1,245	14.8%	14.0%	15.1%	15.6%
% of FP17s for the same patient ID Re-attending between 3 & 9 months - Children	262	503	52.1%	62.0%	59.9%	58.8%
% of FP17s for the same patient ID Re-attending between 3 & 9 months - Adults	484	1,245	38.9%	55.1%	52.0%	51.0%
% of FP17s for Band 1 Urgent Courses	145	1,642	8.8%	6.8%	8.0%	9.0%
% of FP17s Relating to Free Repair or Replacements	10	1,642	0.6%	0.8%	0.8%	0.8%
% of FP17s Relating to Continuations	25	1,642	1.5%	1.1%	0.9%	0.9%
% of Patients satisfied with the dentistry they have received	0	0	N/A	92.0%	93.6%	93.2%
% of Patients satisfied with the time they had to wait for an appointment	0	0	N/A	87.2%	88.6%	88.3%

* This is based on patients treated on this contract for their most recent course of treatment. Figures in italics indicate the base number of FP17s or Patient Questionnaire responses are less than 100. N/A is shown where the base number of responses is less than 10 during the period. % is calculated as Quantity/Base number*100

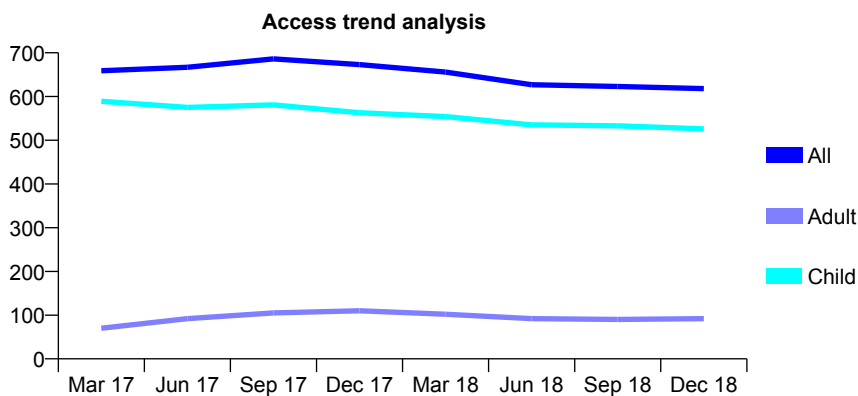
Q55 - Vital Signs At a Glance Contract Report for 163627/0001 - December 2018

Name or company name	High Street Dental Limited
Contract type name	GDS Contract
Purpose of contract	General
Contract start date	01/10/2015
Contract end date	

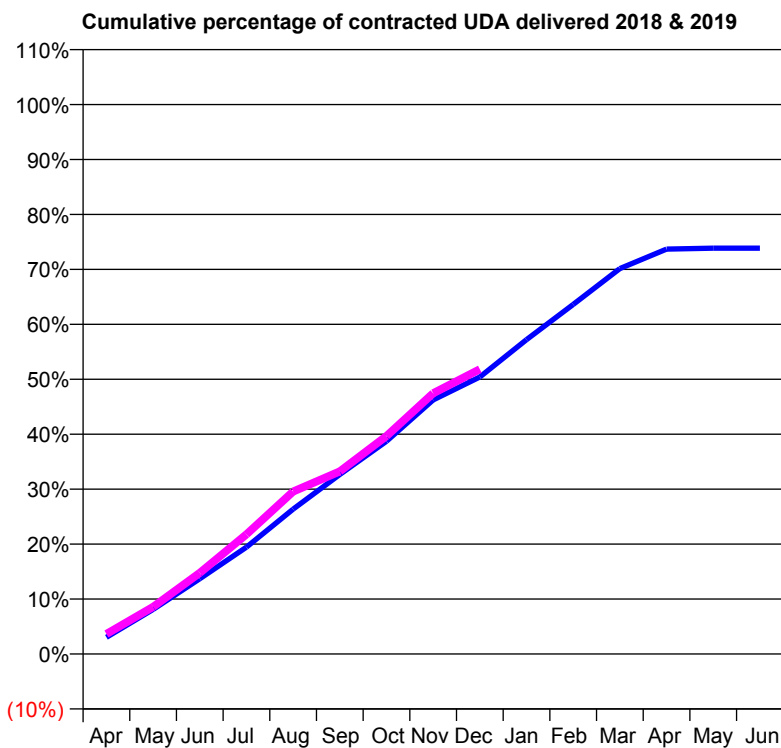
18/19 Contracted general activity (UDA)	2,280
Carry forward general activity (UDA)	0
18/19 Contracted orthodontic activity (UOA)	0
Carry forward orthodontic activity (UOA)	0
Baseline contract value	£50,434.82

ACCESS*

Patients seen in 24 months	Total	Change since previous quarter
Quarter ending December 2017	673	
Quarter ending March 2018	656	↓
Quarter ending June 2018	627	↓
Quarter ending September 2018	623	→
Quarter ending December 2018	618	→
Variance since December 2017	(8.2%)	↓



ACTIVITY



Adjusted Scheduled Activity (UDA)		
Month	2018	2019
April	69	83
May	185	196
June	313	337
July	443	497
August	601	674
September	745	758
October	883	904
November	1,054	1,082
December	1,150	1,181
January	1,304	
February	1,451	
March	1,599	
April	1,680	
May	1,684	
June	1,684	

QUALITY

	Quantity	Base Number	Contract	AT	Region	England
% of FP17s for the same patient ID Re-attending within 3 months - Children	54	787	6.9%	10.1%	11.6%	11.8%
% of FP17s for the same patient ID Re-attending within 3 months - Adults	1	35	2.9%	14.0%	15.1%	15.6%
% of FP17s for the same patient ID Re-attending between 3 & 9 months - Children	604	787	76.7%	62.0%	59.9%	58.8%
% of FP17s for the same patient ID Re-attending between 3 & 9 months - Adults	28	35	80.0%	55.1%	52.0%	51.0%
% of FP17s for Band 1 Urgent Courses	17	762	2.2%	6.8%	8.0%	9.0%
% of FP17s Relating to Free Repair or Replacements	0	762	0.0%	0.8%	0.8%	0.8%
% of FP17s Relating to Continuations	7	762	0.9%	1.1%	0.9%	0.9%
% of Patients satisfied with the dentistry they have received	0	0	N/A	92.0%	93.6%	93.2%
% of Patients satisfied with the time they had to wait for an appointment	0	0	N/A	87.2%	88.6%	88.3%

* This is based on patients treated on this contract for their most recent course of treatment. Figures in italics indicate the base number of FP17s or Patient Questionnaire responses are less than 100. N/A is shown where the base number of responses is less than 10 during the period. % is calculated as Quantity/Base number*100

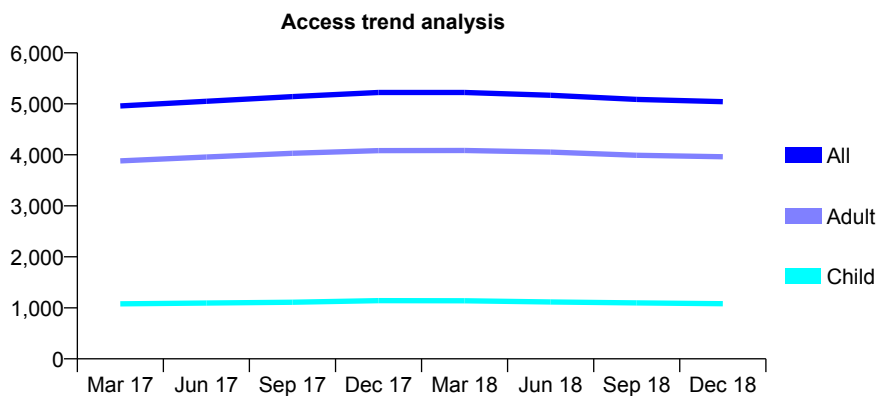
Q55 - Vital Signs At a Glance Contract Report for 164127/0001 - December 2018

Name or company name	Park Road Dental Practice
Contract type name	GDS Contract
Purpose of contract	General
Contract start date	01/10/2015
Contract end date	

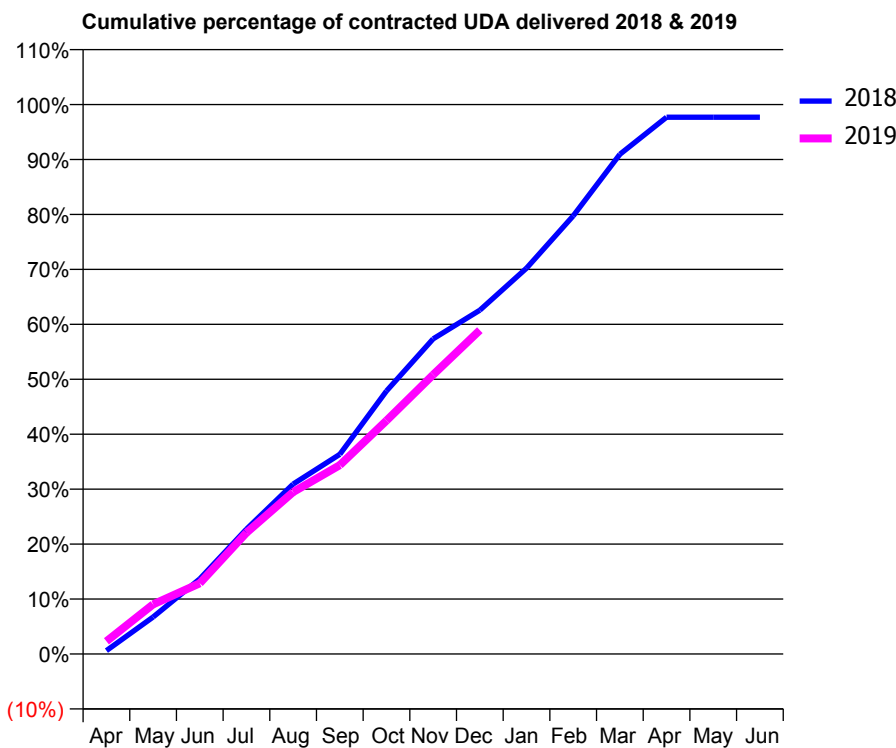
18/19 Contracted general activity (UDA)	17,825
Carry forward general activity (UDA)	414
18/19 Contracted orthodontic activity (UOA)	0
Carry forward orthodontic activity (UOA)	0
Baseline contract value	£375,998.07

ACCESS*

Patients seen in 24 months	Total	Change since previous quarter
Quarter ending December 2017	5,223	
Quarter ending March 2018	5,223	→
Quarter ending June 2018	5,167	↓
Quarter ending September 2018	5,087	↓
Quarter ending December 2018	5,043	→
Variance since December 2017	(3.4%)	↓



ACTIVITY



Month	Adjusted Scheduled Activity (UDA)	
	2018	2019
April	109	413
May	1,200	1,613
June	2,437	2,296
July	4,051	3,933
August	5,513	5,252
September	6,479	6,127
October	8,534	7,571
November	10,224	9,061
December	11,155	10,504
January	12,515	
February	14,210	
March	16,210	
April	17,412	
May	17,411	
June	17,411	

QUALITY

	Quantity	Base Number	Contract	AT	Region	England
% of FP17s for the same patient ID Re-attending within 3 months - Children	136	1,313	10.4%	10.1%	11.6%	11.8%
% of FP17s for the same patient ID Re-attending within 3 months - Adults	571	4,673	12.2%	14.0%	15.1%	15.6%
% of FP17s for the same patient ID Re-attending between 3 & 9 months - Children	923	1,313	70.3%	62.0%	59.9%	58.8%
% of FP17s for the same patient ID Re-attending between 3 & 9 months - Adults	3,357	4,673	71.8%	55.1%	52.0%	51.0%
% of FP17s for Band 1 Urgent Courses	206	5,604	3.7%	6.8%	8.0%	9.0%
% of FP17s Relating to Free Repair or Replacements	55	5,604	1.0%	0.8%	0.8%	0.8%
% of FP17s Relating to Continuations	21	5,604	0.4%	1.1%	0.9%	0.9%
% of Patients satisfied with the dentistry they have received	6	6	N/A	92.0%	93.6%	93.2%
% of Patients satisfied with the time they had to wait for an appointment	6	6	N/A	87.2%	88.6%	88.3%

* This is based on patients treated on this contract for their most recent course of treatment. Figures in italics indicate the base number of FP17s or Patient Questionnaire responses are less than 100. N/A is shown where the base number of responses is less than 10 during the period. % is calculated as Quantity/Base number*100

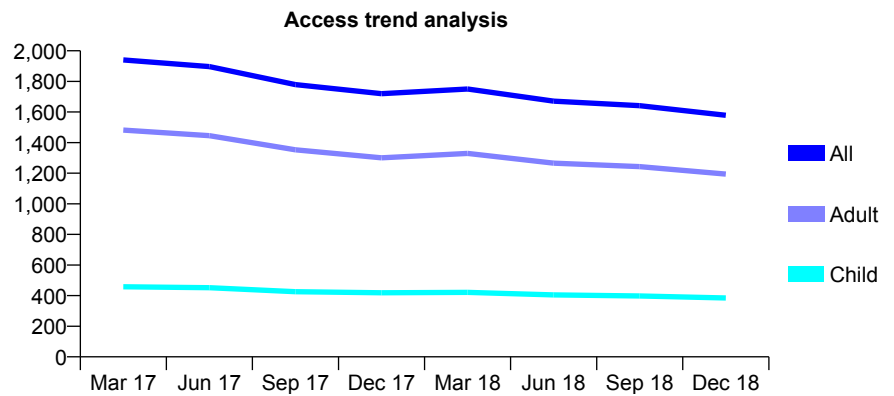
Q55 - Vital Signs At a Glance Contract Report for 166111/0001 - December 2018

Name or company name	Hathersage Dental Surgery
Contract type name	GDS Contract
Purpose of contract	General
Contract start date	01/06/2013
Contract end date	

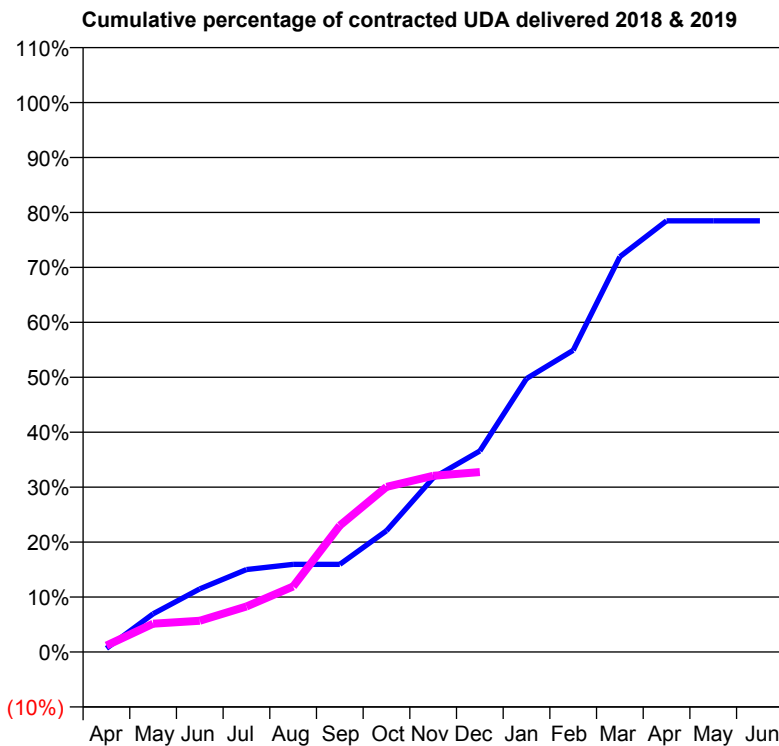
18/19 Contracted general activity (UDA)	5,158
Carry forward general activity (UDA)	0
18/19 Contracted orthodontic activity (UOA)	0
Carry forward orthodontic activity (UOA)	0
Baseline contract value	£153,243.17

ACCESS*

Patients seen in 24 months	Total	Change since previous quarter
Quarter ending December 2017	1,720	
Quarter ending March 2018	1,750	→
Quarter ending June 2018	1,671	↓
Quarter ending September 2018	1,641	↓
Quarter ending December 2018	1,579	↓
Variance since December 2017	(8.2%)	↓



ACTIVITY



Month	Adjusted Scheduled Activity (UDA)	
	2018	2019
April	34	60
May	359	266
June	593	293
July	774	427
August	823	615
September	823	1,187
October	1,138	1,550
November	1,634	1,654
December	1,887	1,689
January	2,566	
February	2,832	
March	3,710	
April	4,047	
May	4,048	
June	4,047	

QUALITY

	Quantity	Base Number	Contract	AT	Region	England
% of FP17s for the same patient ID Re-attending within 3 months - Children	15	329	4.6%	10.1%	11.6%	11.8%
% of FP17s for the same patient ID Re-attending within 3 months - Adults	114	757	15.1%	14.0%	15.1%	15.6%
% of FP17s for the same patient ID Re-attending between 3 & 9 months - Children	237	329	72.0%	62.0%	59.9%	58.8%
% of FP17s for the same patient ID Re-attending between 3 & 9 months - Adults	411	757	54.3%	55.1%	52.0%	51.0%
% of FP17s for Band 1 Urgent Courses	52	921	5.6%	6.8%	8.0%	9.0%
% of FP17s Relating to Free Repair or Replacements	3	921	0.3%	0.8%	0.8%	0.8%
% of FP17s Relating to Continuations	7	921	0.8%	1.1%	0.9%	0.9%
% of Patients satisfied with the dentistry they have received	5	5	N/A	92.0%	93.6%	93.2%
% of Patients satisfied with the time they had to wait for an appointment	5	5	N/A	87.2%	88.6%	88.3%

* This is based on patients treated on this contract for their most recent course of treatment. Figures in italics indicate the base number of FP17s or Patient Questionnaire responses are less than 100. N/A is shown where the base number of responses is less than 10 during the period. % is calculated as Quantity/Base number*100

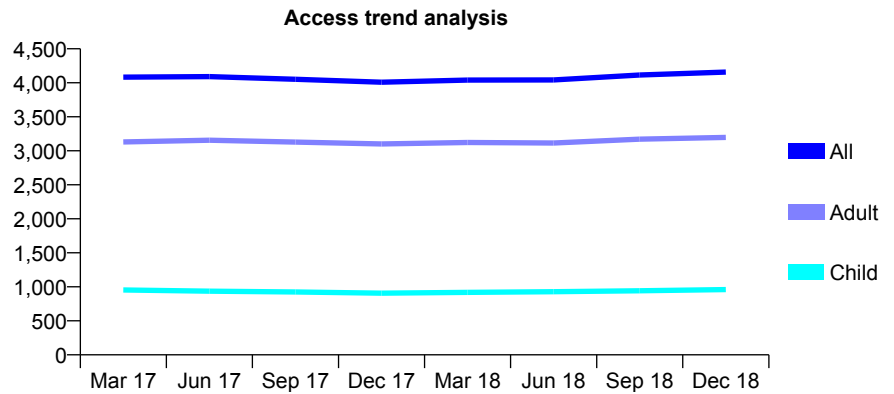
Q55 - Vital Signs At a Glance Contract Report for 167924/0001 - December 2018

Name or company name	Killamarsh Dental Practice Ltd
Contract type name	GDS Contract
Purpose of contract	General
Contract start date	01/11/2012
Contract end date	

18/19 Contracted general activity (UDA)	14,759
Carry forward general activity (UDA)	59
18/19 Contracted orthodontic activity (UOA)	0
Carry forward orthodontic activity (UOA)	0
Baseline contract value	£392,384.53

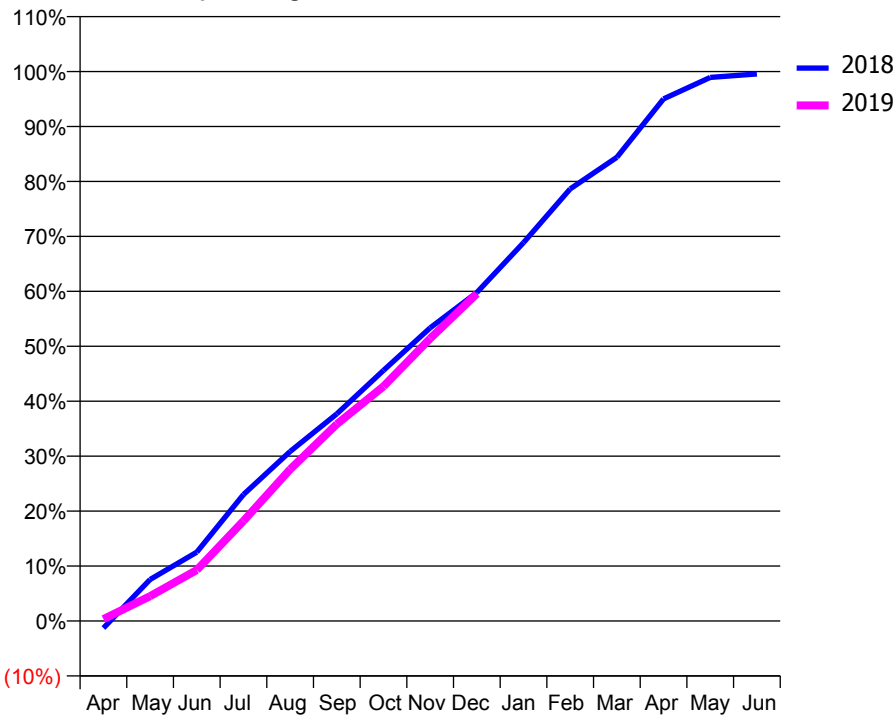
ACCESS*

Patients seen in 24 months	Total	Change since previous quarter
Quarter ending December 2017	4,008	
Quarter ending March 2018	4,041	→
Quarter ending June 2018	4,043	→
Quarter ending September 2018	4,114	→
Quarter ending December 2018	4,157	→
Variance since December 2017	3.7%	↑



ACTIVITY

Cumulative percentage of contracted UDA delivered 2018 & 2019



Month	Adjusted Scheduled Activity (UDA)	
	2018	2019
April	-171	52
May	1,001	668
June	1,662	1,371
July	3,051	2,687
August	4,092	4,073
September	4,999	5,287
October	6,046	6,300
November	7,074	7,589
December	7,927	8,792
January	9,131	
February	10,428	
March	11,190	
April	12,597	
May	13,116	
June	13,200	

QUALITY

	Quantity	Base Number	Contract	AT	Region	England
% of FP17s for the same patient ID Re-attending within 3 months - Children	65	1,258	5.2%	10.1%	11.6%	11.8%
% of FP17s for the same patient ID Re-attending within 3 months - Adults	432	4,161	10.4%	14.0%	15.1%	15.6%
% of FP17s for the same patient ID Re-attending between 3 & 9 months - Children	894	1,258	71.1%	62.0%	59.9%	58.8%
% of FP17s for the same patient ID Re-attending between 3 & 9 months - Adults	2,952	4,161	70.9%	55.1%	52.0%	51.0%
% of FP17s for Band 1 Urgent Courses	165	4,466	3.7%	6.8%	8.0%	9.0%
% of FP17s Relating to Free Repair or Replacements	85	4,466	1.9%	0.8%	0.8%	0.8%
% of FP17s Relating to Continuations	0	4,466	0.0%	1.1%	0.9%	0.9%
% of Patients satisfied with the dentistry they have received	2	2	N/A	92.0%	93.6%	93.2%
% of Patients satisfied with the time they had to wait for an appointment	1	2	N/A	87.2%	88.6%	88.3%

* This is based on patients treated on this contract for their most recent course of treatment. Figures in italics indicate the base number of FP17s or Patient Questionnaire responses are less than 100. N/A is shown where the base number of responses is less than 10 during the period. % is calculated as Quantity/Base number*100

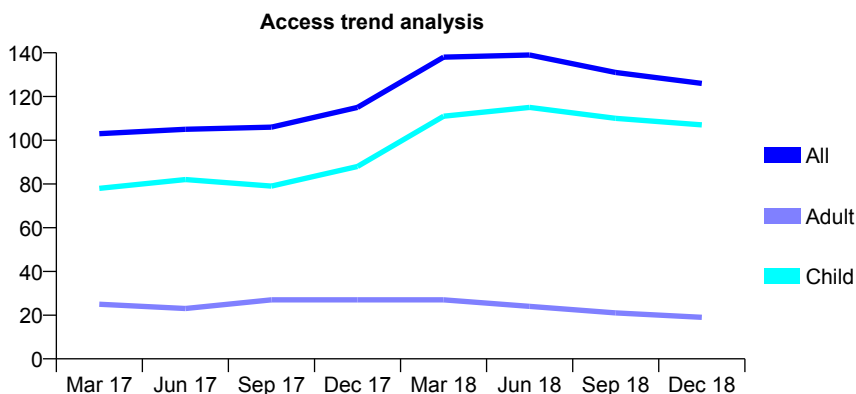
Q55 - Vital Signs At a Glance Contract Report for 169544/0001 - December 2018

Name or company name	STEEPLE GRANGE SMILES LTD.,
Contract type name	GDS Contract
Purpose of contract	General and Orthodontic
Contract start date	15/08/2008
Contract end date	

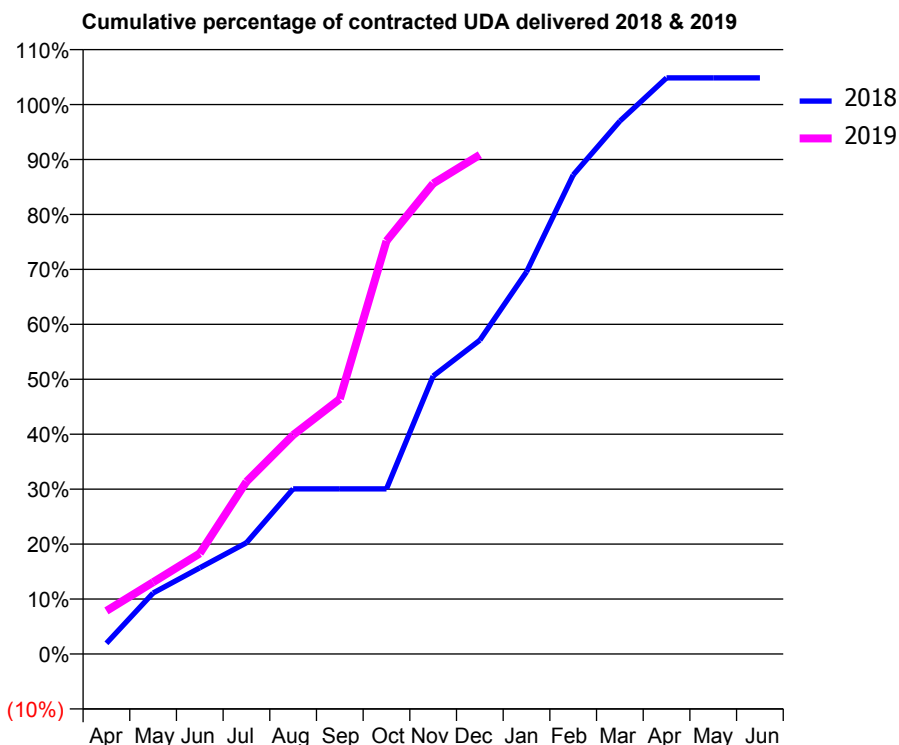
18/19 Contracted general activity (UDA)	153
Carry forward general activity (UDA)	-3
18/19 Contracted orthodontic activity (UOA)	684
Carry forward orthodontic activity (UOA)	-9
Baseline contract value	£51,420.21

ACCESS*

Patients seen in 24 months	Total	Change since previous quarter
Quarter ending December 2017	115	
Quarter ending March 2018	138	↑
Quarter ending June 2018	139	→
Quarter ending September 2018	131	↓
Quarter ending December 2018	126	↓
Variance since December 2017	9.6%	↑



ACTIVITY



Month	Adjusted Scheduled Activity (UDA)	
	2018	2019
April	3	12
May	17	20
June	24	28
July	31	48
August	46	61
September	46	71
October	46	115
November	77	131
December	87	139
January	106	
February	133	
March	148	
April	160	
May	160	
June	160	

QUALITY

	Quantity	Base Number	Contract	AT	Region	England
% of FP17s for the same patient ID Re-attending within 3 months - Children	2	123	1.6%	10.1%	11.6%	11.8%
% of FP17s for the same patient ID Re-attending within 3 months - Adults	0	2	0.0%	14.0%	15.1%	15.6%
% of FP17s for the same patient ID Re-attending between 3 & 9 months - Children	78	123	63.4%	62.0%	59.9%	58.8%
% of FP17s for the same patient ID Re-attending between 3 & 9 months - Adults	0	2	0.0%	55.1%	52.0%	51.0%
% of FP17s for Band 1 Urgent Courses	0	90	0.0%	6.8%	8.0%	9.0%
% of FP17s Relating to Free Repair or Replacements	0	90	0.0%	0.8%	0.8%	0.8%
% of FP17s Relating to Continuations	0	90	0.0%	1.1%	0.9%	0.9%
% of Patients satisfied with the dentistry they have received	0	0	N/A	92.0%	93.6%	93.2%
% of Patients satisfied with the time they had to wait for an appointment	0	0	N/A	87.2%	88.6%	88.3%

* This is based on patients treated on this contract for their most recent course of treatment. Figures in italics indicate the base number of FP17s or Patient Questionnaire responses are less than 100. N/A is shown where the base number of responses is less than 10 during the period. % is calculated as Quantity/Base number*100

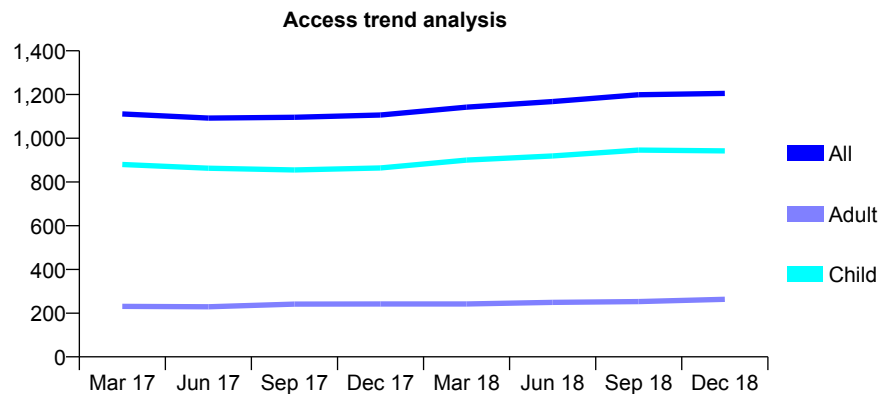
Q55 - Vital Signs At a Glance Contract Report for 170100/0001 - December 2018

Name or company name	Rooprai & Aulak
Contract type name	GDS Contract
Purpose of contract	General
Contract start date	01/04/2009
Contract end date	

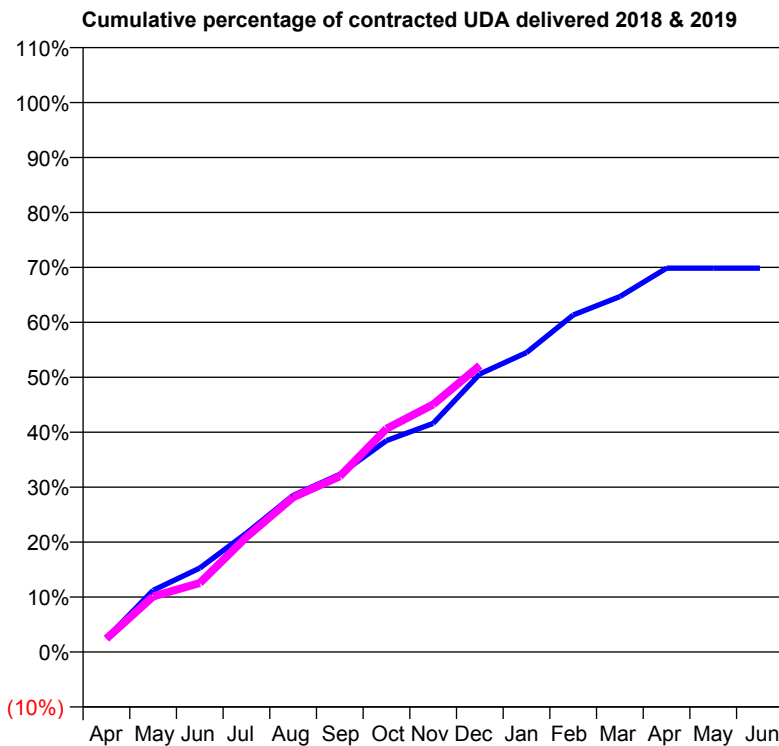
18/19 Contracted general activity (UDA)	3,129
Carry forward general activity (UDA)	0
18/19 Contracted orthodontic activity (UOA)	0
Carry forward orthodontic activity (UOA)	0
Baseline contract value	£69,375.35

ACCESS*

Patients seen in 24 months	Total	Change since previous quarter
Quarter ending December 2017	1,106	
Quarter ending March 2018	1,142	↑
Quarter ending June 2018	1,168	↑
Quarter ending September 2018	1,199	↑
Quarter ending December 2018	1,205	→
Variance since December 2017	9.0%	↑



ACTIVITY



Month	Adjusted Scheduled Activity (UDA)	
	2018	2019
April	78	76
May	351	316
June	478	393
July	677	655
August	892	881
September	1,012	1,000
October	1,204	1,271
November	1,302	1,409
December	1,584	1,631
January	1,705	
February	1,919	
March	2,024	
April	2,186	
May	2,186	
June	2,186	

QUALITY

	Quantity	Base Number	Contract	AT	Region	England
% of FP17s for the same patient ID Re-attending within 3 months - Children	56	1,176	4.8%	10.1%	11.6%	11.8%
% of FP17s for the same patient ID Re-attending within 3 months - Adults	7	164	4.3%	14.0%	15.1%	15.6%
% of FP17s for the same patient ID Re-attending between 3 & 9 months - Children	773	1,176	65.7%	62.0%	59.9%	58.8%
% of FP17s for the same patient ID Re-attending between 3 & 9 months - Adults	107	164	65.2%	55.1%	52.0%	51.0%
% of FP17s for Band 1 Urgent Courses	2	1,217	0.2%	6.8%	8.0%	9.0%
% of FP17s Relating to Free Repair or Replacements	0	1,217	0.0%	0.8%	0.8%	0.8%
% of FP17s Relating to Continuations	0	1,217	0.0%	1.1%	0.9%	0.9%
% of Patients satisfied with the dentistry they have received	0	0	N/A	92.0%	93.6%	93.2%
% of Patients satisfied with the time they had to wait for an appointment	0	0	N/A	87.2%	88.6%	88.3%

* This is based on patients treated on this contract for their most recent course of treatment. Figures in italics indicate the base number of FP17s or Patient Questionnaire responses are less than 100. N/A is shown where the base number of responses is less than 10 during the period. % is calculated as Quantity/Base number*100

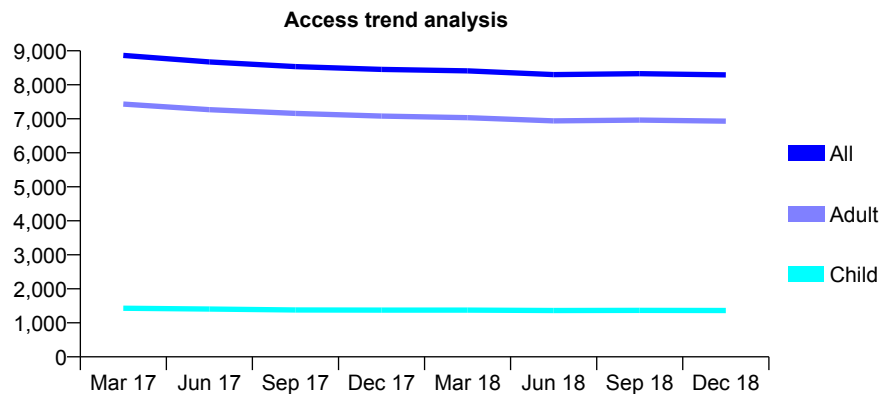
Q55 - Vital Signs At a Glance Contract Report for 170739/0001 - December 2018

Name or company name	Trinity Terrace Dental Practice
Contract type name	GDS Contract
Purpose of contract	General and Orthodontic
Contract start date	02/08/2011
Contract end date	

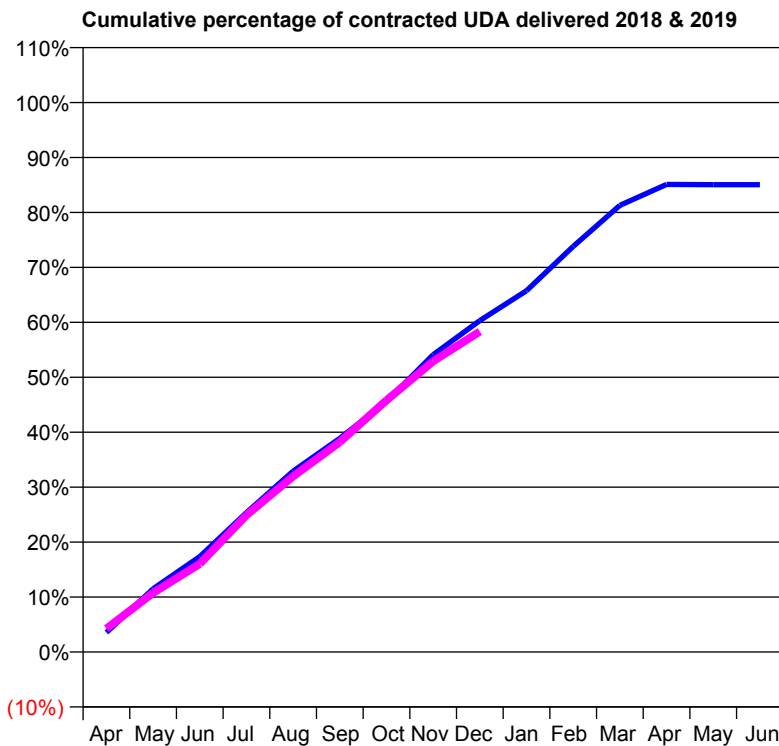
18/19 Contracted general activity (UDA)	32,380
Carry forward general activity (UDA)	0
18/19 Contracted orthodontic activity (UOA)	436
Carry forward orthodontic activity (UOA)	0
Baseline contract value	£727,433.78

ACCESS*

Patients seen in 24 months	Total	Change since previous quarter
Quarter ending December 2017	8,454	
Quarter ending March 2018	8,408	→
Quarter ending June 2018	8,300	↓
Quarter ending September 2018	8,326	→
Quarter ending December 2018	8,294	→
Variance since December 2017	(1.9%)	↓



ACTIVITY



Month	Adjusted Scheduled Activity (UDA)	
	2018	2019
April	1,152	1,376
May	3,729	3,486
June	5,619	5,197
July	8,215	8,065
August	10,662	10,349
September	12,592	12,369
October	14,758	14,830
November	17,522	17,134
December	19,527	18,887
January	21,293	
February	23,896	
March	26,318	
April	27,555	
May	27,539	
June	27,541	

QUALITY

	Quantity	Base Number	Contract	AT	Region	England
% of FP17s for the same patient ID Re-attending within 3 months - Children	107	1,592	6.7%	10.1%	11.6%	11.8%
% of FP17s for the same patient ID Re-attending within 3 months - Adults	760	7,380	10.3%	14.0%	15.1%	15.6%
% of FP17s for the same patient ID Re-attending between 3 & 9 months - Children	972	1,592	61.1%	62.0%	59.9%	58.8%
% of FP17s for the same patient ID Re-attending between 3 & 9 months - Adults	4,237	7,380	57.4%	55.1%	52.0%	51.0%
% of FP17s for Band 1 Urgent Courses	457	8,411	5.4%	6.8%	8.0%	9.0%
% of FP17s Relating to Free Repair or Replacements	34	8,411	0.4%	0.8%	0.8%	0.8%
% of FP17s Relating to Continuations	127	8,411	1.5%	1.1%	0.9%	0.9%
% of Patients satisfied with the dentistry they have received	7	7	N/A	92.0%	93.6%	93.2%
% of Patients satisfied with the time they had to wait for an appointment	5	7	N/A	87.2%	88.6%	88.3%

* This is based on patients treated on this contract for their most recent course of treatment. Figures in italics indicate the base number of FP17s or Patient Questionnaire responses are less than 100. N/A is shown where the base number of responses is less than 10 during the period. % is calculated as Quantity/Base number*100

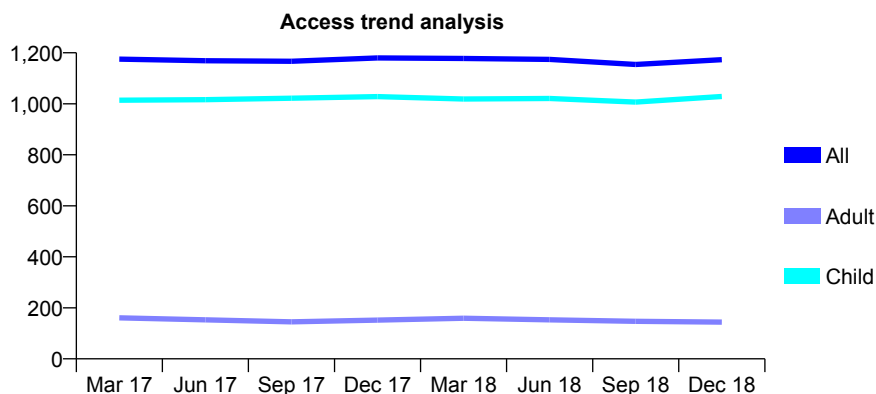
Q55 - Vital Signs At a Glance Contract Report for 171115/0001 - December 2018

Name or company name	Titchfield Park Dental Clinic Limited
Contract type name	GDS Contract
Purpose of contract	General
Contract start date	01/04/2012
Contract end date	

18/19 Contracted general activity (UDA)	2,500
Carry forward general activity (UDA)	-19
18/19 Contracted orthodontic activity (UOA)	0
Carry forward orthodontic activity (UOA)	0
Baseline contract value	£56,912.01

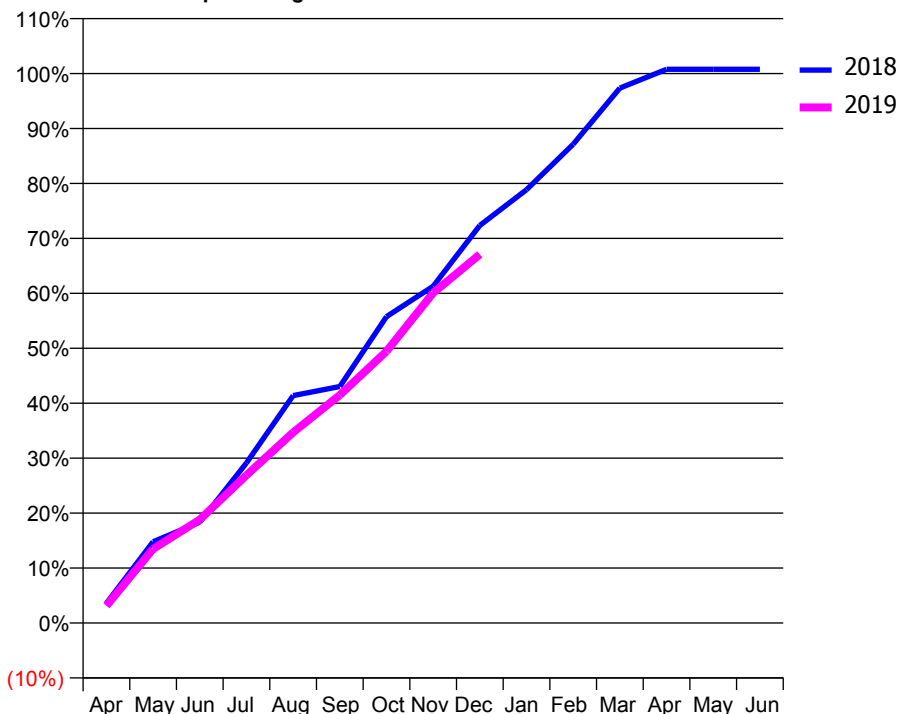
ACCESS*

Patients seen in 24 months	Total	Change since previous quarter
Quarter ending December 2017	1,180	
Quarter ending March 2018	1,178	→
Quarter ending June 2018	1,174	→
Quarter ending September 2018	1,154	↓
Quarter ending December 2018	1,173	→
Variance since December 2017	(0.6%)	→



ACTIVITY

Cumulative percentage of contracted UDA delivered 2018 & 2019



Month	Adjusted Scheduled Activity (UDA)	
	2018	2019
April	90	78
May	370	337
June	459	470
July	728	672
August	1,035	867
September	1,076	1,037
October	1,394	1,236
November	1,532	1,502
December	1,809	1,677
January	1,971	
February	2,178	
March	2,434	
April	2,519	
May	2,519	
June	2,519	

QUALITY

	Quantity	Base Number	Contract	AT	Region	England
% of FP17s for the same patient ID Re-attending within 3 months - Children	86	1,317	6.5%	10.1%	11.6%	11.8%
% of FP17s for the same patient ID Re-attending within 3 months - Adults	1	52	1.9%	14.0%	15.1%	15.6%
% of FP17s for the same patient ID Re-attending between 3 & 9 months - Children	940	1,317	71.4%	62.0%	59.9%	58.8%
% of FP17s for the same patient ID Re-attending between 3 & 9 months - Adults	44	52	84.6%	55.1%	52.0%	51.0%
% of FP17s for Band 1 Urgent Courses	35	1,302	2.7%	6.8%	8.0%	9.0%
% of FP17s Relating to Free Repair or Replacements	0	1,302	0.0%	0.8%	0.8%	0.8%
% of FP17s Relating to Continuations	5	1,302	0.4%	1.1%	0.9%	0.9%
% of Patients satisfied with the dentistry they have received	0	0	N/A	92.0%	93.6%	93.2%
% of Patients satisfied with the time they had to wait for an appointment	0	0	N/A	87.2%	88.6%	88.3%

* This is based on patients treated on this contract for their most recent course of treatment. Figures in italics indicate the base number of FP17s or Patient Questionnaire responses are less than 100. N/A is shown where the base number of responses is less than 10 during the period. % is calculated as Quantity/Base number*100

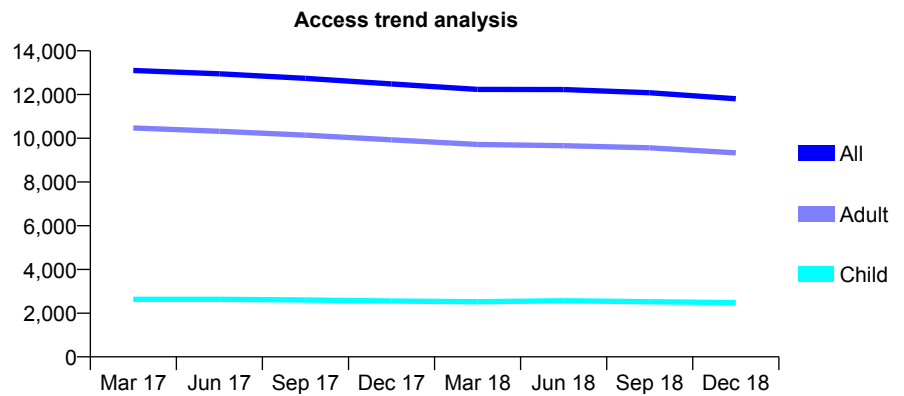
Q55 - Vital Signs At a Glance Contract Report for 171824/0001 - December 2018

Name or company name	Ripley Family Dental Centre
Contract type name	GDS Contract
Purpose of contract	General
Contract start date	01/03/2014
Contract end date	

18/19 Contracted general activity (UDA)	39,239
Carry forward general activity (UDA)	0
18/19 Contracted orthodontic activity (UOA)	0
Carry forward orthodontic activity (UOA)	0
Baseline contract value	£831,810.59

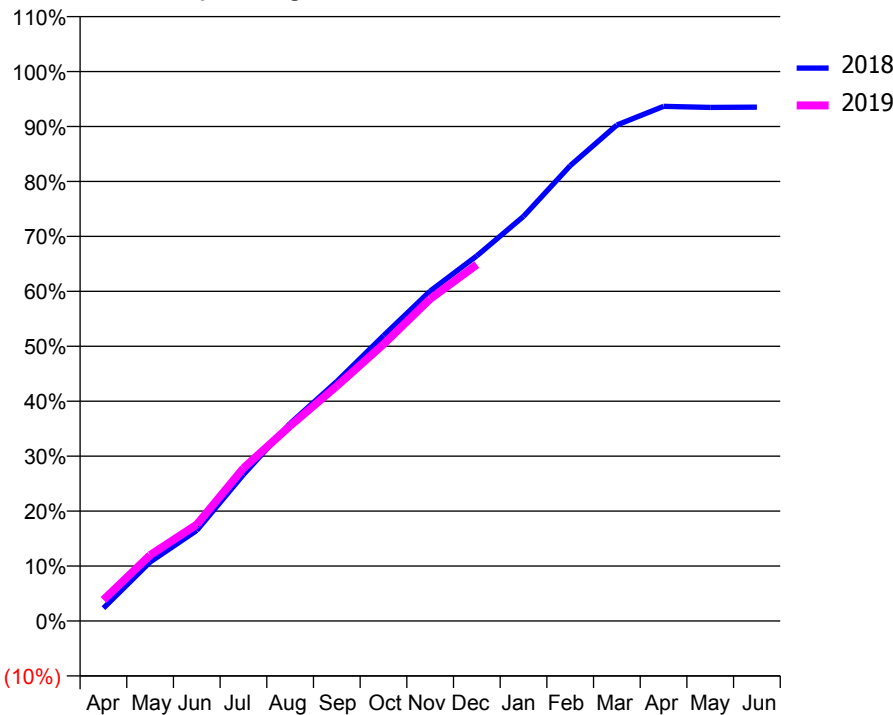
ACCESS*

Patients seen in 24 months	Total	Change since previous quarter
Quarter ending December 2017	12,482	
Quarter ending March 2018	12,234	↓
Quarter ending June 2018	12,225	→
Quarter ending September 2018	12,083	↓
Quarter ending December 2018	11,807	↓
Variance since December 2017	(5.4%)	↓



ACTIVITY

Cumulative percentage of contracted UDA delivered 2018 & 2019



Month	Adjusted Scheduled Activity (UDA)	
	2018	2019
April	922	1,512
May	4,218	4,704
June	6,466	6,890
July	10,458	10,919
August	14,104	13,937
September	17,105	16,782
October	20,369	19,760
November	23,566	22,998
December	26,073	25,445
January	28,892	
February	32,517	
March	35,418	
April	36,746	
May	36,677	
June	36,690	

QUALITY

	Quantity	Base Number	Contract	AT	Region	England
% of FP17s for the same patient ID Re-attending within 3 months - Children	232	2,897	8.0%	10.1%	11.6%	11.8%
% of FP17s for the same patient ID Re-attending within 3 months - Adults	1,472	11,245	13.1%	14.0%	15.1%	15.6%
% of FP17s for the same patient ID Re-attending between 3 & 9 months - Children	1,836	2,897	63.4%	62.0%	59.9%	58.8%
% of FP17s for the same patient ID Re-attending between 3 & 9 months - Adults	7,639	11,245	67.9%	55.1%	52.0%	51.0%
% of FP17s for Band 1 Urgent Courses	552	13,457	4.1%	6.8%	8.0%	9.0%
% of FP17s Relating to Free Repair or Replacements	341	13,457	2.5%	0.8%	0.8%	0.8%
% of FP17s Relating to Continuations	152	13,457	1.1%	1.1%	0.9%	0.9%
% of Patients satisfied with the dentistry they have received	5	8	N/A	92.0%	93.6%	93.2%
% of Patients satisfied with the time they had to wait for an appointment	7	8	N/A	87.2%	88.6%	88.3%

* This is based on patients treated on this contract for their most recent course of treatment. Figures in italics indicate the base number of FP17s or Patient Questionnaire responses are less than 100. N/A is shown where the base number of responses is less than 10 during the period. % is calculated as Quantity/Base number*100

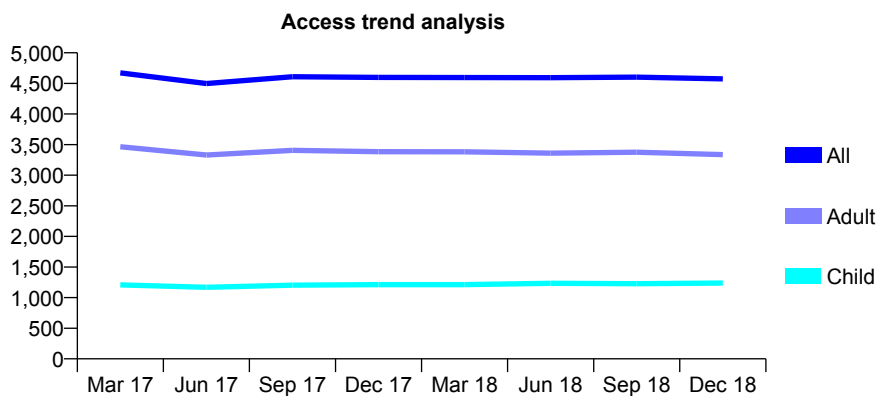
Q55 - Vital Signs At a Glance Contract Report for 172979/0004 - December 2018

Name or company name	DM and LJ Jordan Limited
Contract type name	GDS Contract
Purpose of contract	General
Contract start date	01/01/2015
Contract end date	

18/19 Contracted general activity (UDA)	13,400
Carry forward general activity (UDA)	-49
18/19 Contracted orthodontic activity (UOA)	0
Carry forward orthodontic activity (UOA)	0
Baseline contract value	£419,786.87

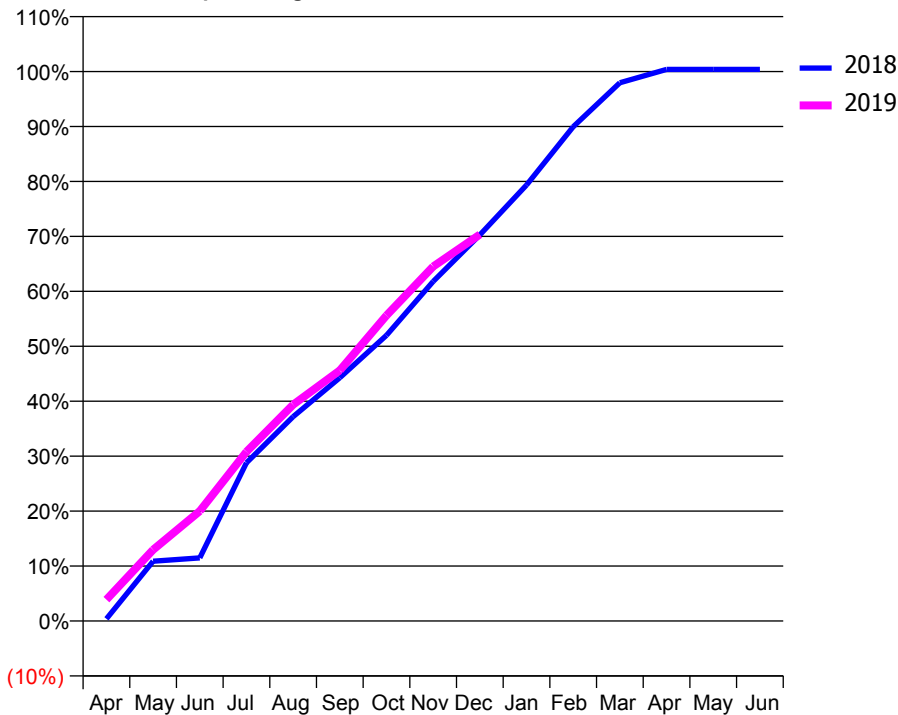
ACCESS*

Patients seen in 24 months	Total	Change since previous quarter
Quarter ending December 2017	4,597	
Quarter ending March 2018	4,595	→
Quarter ending June 2018	4,594	→
Quarter ending September 2018	4,602	→
Quarter ending December 2018	4,575	→
Variance since December 2017	(0.5%)	→



ACTIVITY

Cumulative percentage of contracted UDA delivered 2018 & 2019



Month	Adjusted Scheduled Activity (UDA)	
	2018	2019
April	53	521
May	1,460	1,737
June	1,539	2,683
July	3,858	4,130
August	4,982	5,274
September	5,934	6,110
October	6,966	7,452
November	8,281	8,646
December	9,415	9,424
January	10,630	
February	12,051	
March	13,125	
April	13,452	
May	13,449	
June	13,449	

QUALITY

	Quantity	Base Number	Contract	AT	Region	England
% of FP17s for the same patient ID Re-attending within 3 months - Children	49	1,236	4.0%	10.1%	11.6%	11.8%
% of FP17s for the same patient ID Re-attending within 3 months - Adults	166	3,061	5.4%	14.0%	15.1%	15.6%
% of FP17s for the same patient ID Re-attending between 3 & 9 months - Children	766	1,236	62.0%	62.0%	59.9%	58.8%
% of FP17s for the same patient ID Re-attending between 3 & 9 months - Adults	1,868	3,061	61.0%	55.1%	52.0%	51.0%
% of FP17s for Band 1 Urgent Courses	125	4,123	3.0%	6.8%	8.0%	9.0%
% of FP17s Relating to Free Repair or Replacements	9	4,123	0.2%	0.8%	0.8%	0.8%
% of FP17s Relating to Continuations	19	4,123	0.5%	1.1%	0.9%	0.9%
% of Patients satisfied with the dentistry they have received	2	3	N/A	92.0%	93.6%	93.2%
% of Patients satisfied with the time they had to wait for an appointment	2	3	N/A	87.2%	88.6%	88.3%

* This is based on patients treated on this contract for their most recent course of treatment. Figures in italics indicate the base number of FP17s or Patient Questionnaire responses are less than 100. N/A is shown where the base number of responses is less than 10 during the period. % is calculated as Quantity/Base number*100

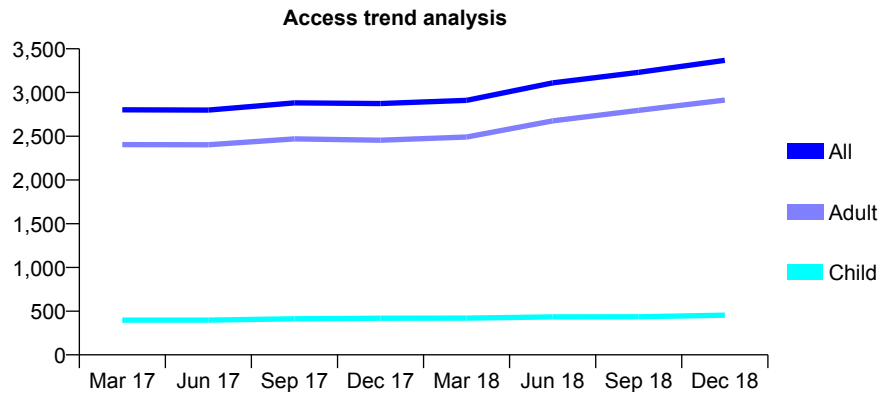
Q55 - Vital Signs At a Glance Contract Report for 173002/0001 - December 2018

Name or company name	City Dental Partnership
Contract type name	GDS Contract
Purpose of contract	General
Contract start date	01/10/2011
Contract end date	

18/19 Contracted general activity (UDA)	9,286
Carry forward general activity (UDA)	0
18/19 Contracted orthodontic activity (UOA)	0
Carry forward orthodontic activity (UOA)	0
Baseline contract value	£221,681.79

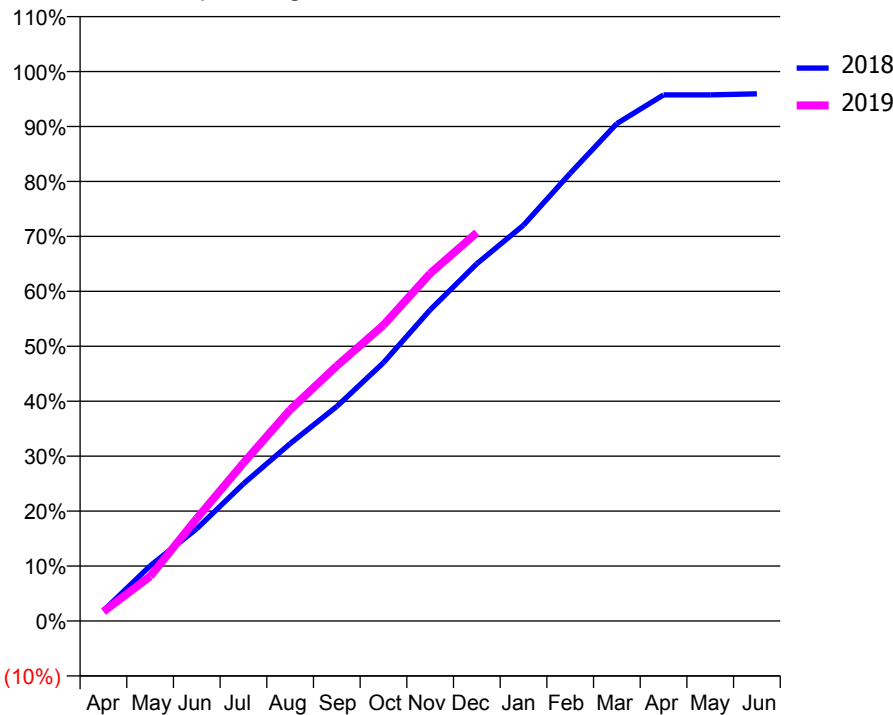
ACCESS*

Patients seen in 24 months	Total	Change since previous quarter
Quarter ending December 2017	2,874	
Quarter ending March 2018	2,911	→
Quarter ending June 2018	3,110	↑
Quarter ending September 2018	3,231	↑
Quarter ending December 2018	3,368	↑
Variance since December 2017	17.2%	↑



ACTIVITY

Cumulative percentage of contracted UDA delivered 2018 & 2019



Month	Adjusted Scheduled Activity (UDA)	
	2018	2019
April	158	158
May	842	753
June	1,411	1,735
July	2,098	2,672
August	2,713	3,572
September	3,280	4,312
October	3,950	5,003
November	4,757	5,873
December	5,461	6,562
January	6,051	
February	6,844	
March	7,604	
April	8,043	
May	8,043	
June	8,060	

QUALITY

	Quantity	Base Number	Contract	AT	Region	England
% of FP17s for the same patient ID Re-attending within 3 months - Children	32	484	6.6%	10.1%	11.6%	11.8%
% of FP17s for the same patient ID Re-attending within 3 months - Adults	342	3,007	11.4%	14.0%	15.1%	15.6%
% of FP17s for the same patient ID Re-attending between 3 & 9 months - Children	244	484	50.4%	62.0%	59.9%	58.8%
% of FP17s for the same patient ID Re-attending between 3 & 9 months - Adults	1,381	3,007	45.9%	55.1%	52.0%	51.0%
% of FP17s for Band 1 Urgent Courses	169	3,304	5.1%	6.8%	8.0%	9.0%
% of FP17s Relating to Free Repair or Replacements	16	3,304	0.5%	0.8%	0.8%	0.8%
% of FP17s Relating to Continuations	55	3,304	1.7%	1.1%	0.9%	0.9%
% of Patients satisfied with the dentistry they have received	5	5	N/A	92.0%	93.6%	93.2%
% of Patients satisfied with the time they had to wait for an appointment	5	5	N/A	87.2%	88.6%	88.3%

* This is based on patients treated on this contract for their most recent course of treatment. Figures in italics indicate the base number of FP17s or Patient Questionnaire responses are less than 100. N/A is shown where the base number of responses is less than 10 during the period. % is calculated as Quantity/Base number*100

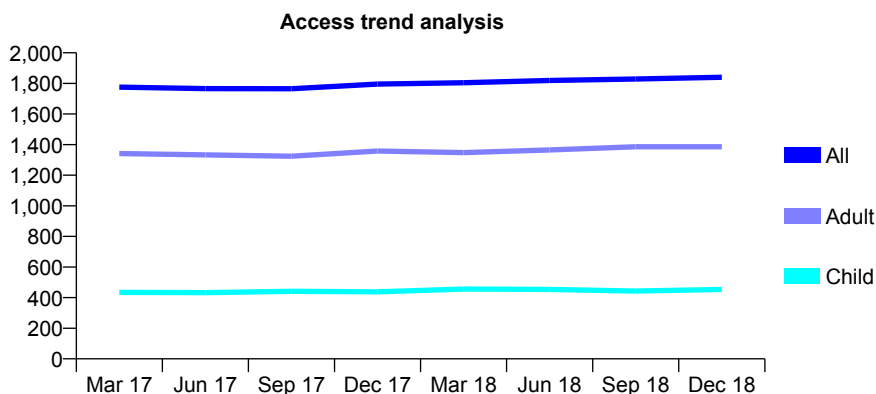
Q55 - Vital Signs At a Glance Contract Report for 173630/0001 - December 2018

Name or company name	Wollaton Dental Practice
Contract type name	GDS Contract
Purpose of contract	General
Contract start date	07/09/2010
Contract end date	

18/19 Contracted general activity (UDA)	8,531
Carry forward general activity (UDA)	-48
18/19 Contracted orthodontic activity (UOA)	0
Carry forward orthodontic activity (UOA)	0
Baseline contract value	£203,039.17

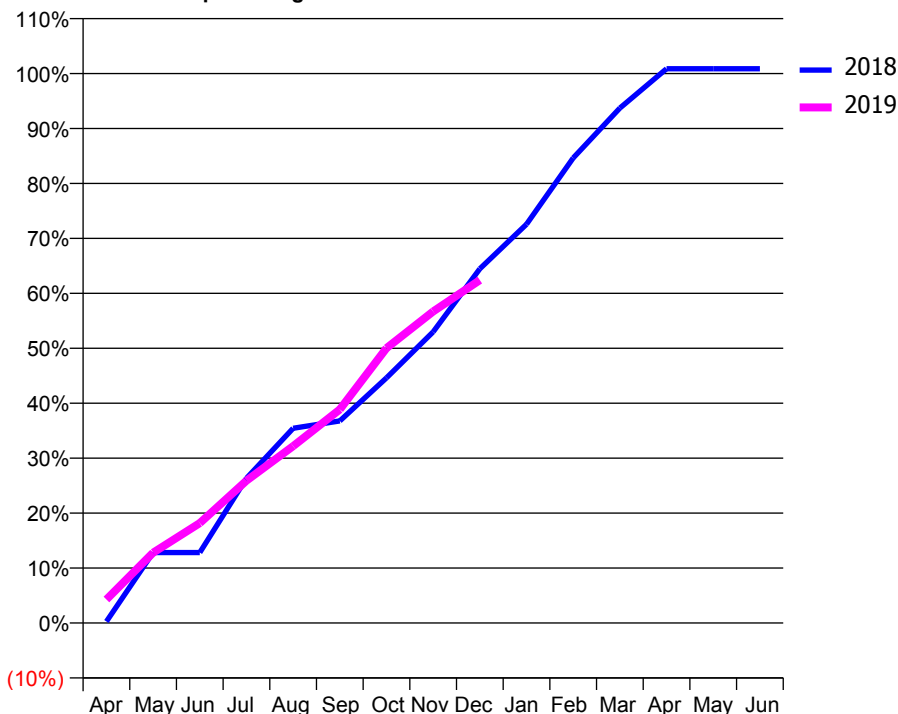
ACCESS*

Patients seen in 24 months	Total	Change since previous quarter
Quarter ending December 2017	1,796	
Quarter ending March 2018	1,804	→
Quarter ending June 2018	1,819	→
Quarter ending September 2018	1,829	→
Quarter ending December 2018	1,840	→
Variance since December 2017	2.4%	↑



ACTIVITY

Cumulative percentage of contracted UDA delivered 2018 & 2019



Month	Adjusted Scheduled Activity (UDA)	
	2018	2019
April	16	366
May	709	1,093
June	709	1,553
July	1,457	2,210
August	1,961	2,745
September	2,034	3,316
October	2,467	4,268
November	2,931	4,837
December	3,566	5,323
January	4,014	
February	4,681	
March	5,183	
April	5,579	
May	5,579	
June	5,579	

QUALITY

	Quantity	Base Number	Contract	AT	Region	England
% of FP17s for the same patient ID Re-attending within 3 months - Children	81	649	12.5%	10.1%	11.6%	11.8%
% of FP17s for the same patient ID Re-attending within 3 months - Adults	455	2,181	20.9%	14.0%	15.1%	15.6%
% of FP17s for the same patient ID Re-attending between 3 & 9 months - Children	410	649	63.2%	62.0%	59.9%	58.8%
% of FP17s for the same patient ID Re-attending between 3 & 9 months - Adults	1,096	2,181	50.3%	55.1%	52.0%	51.0%
% of FP17s for Band 1 Urgent Courses	372	2,604	14.3%	6.8%	8.0%	9.0%
% of FP17s Relating to Free Repair or Replacements	8	2,604	0.3%	0.8%	0.8%	0.8%
% of FP17s Relating to Continuations	18	2,604	0.7%	1.1%	0.9%	0.9%
% of Patients satisfied with the dentistry they have received	0	0	N/A	92.0%	93.6%	93.2%
% of Patients satisfied with the time they had to wait for an appointment	0	0	N/A	87.2%	88.6%	88.3%

* This is based on patients treated on this contract for their most recent course of treatment. Figures in italics indicate the base number of FP17s or Patient Questionnaire responses are less than 100. N/A is shown where the base number of responses is less than 10 during the period. % is calculated as Quantity/Base number*100

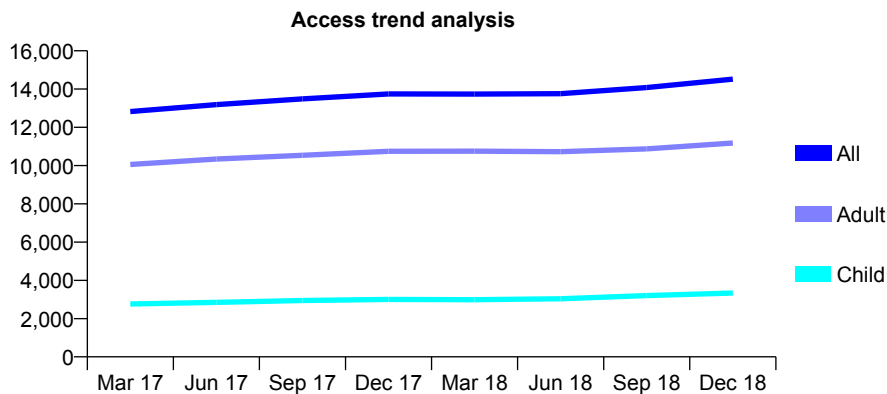
Q55 - Vital Signs At a Glance Contract Report for 174742/0001 - December 2018

Name or company name	Portland Road Family Dental Centre
Contract type name	GDS Contract
Purpose of contract	General
Contract start date	01/01/2009
Contract end date	

18/19 Contracted general activity (UDA)	40,314
Carry forward general activity (UDA)	-62
18/19 Contracted orthodontic activity (UOA)	0
Carry forward orthodontic activity (UOA)	0
Baseline contract value	£964,368.50

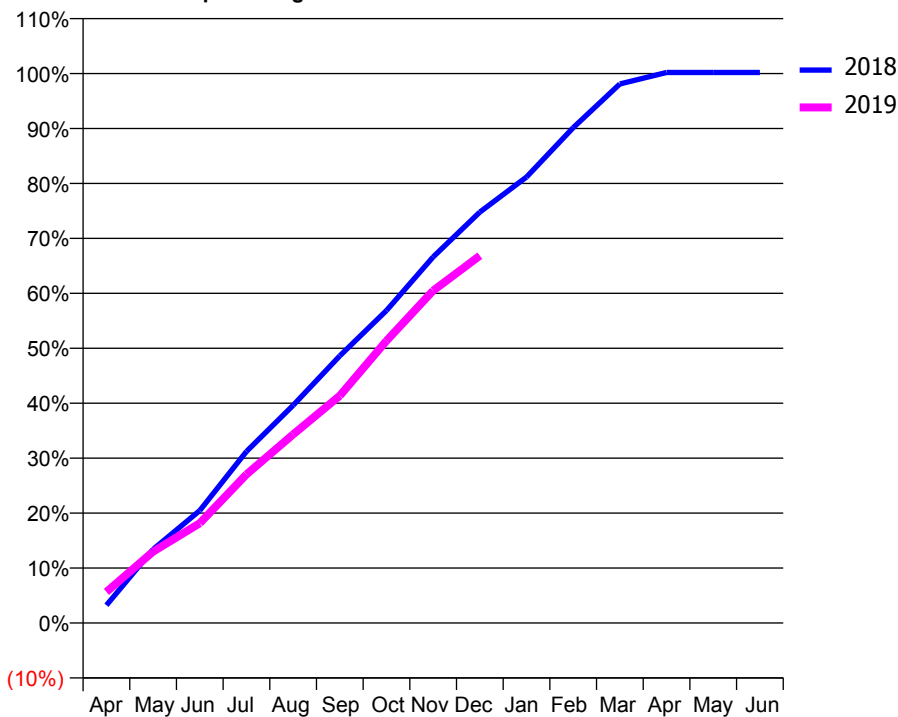
ACCESS*

Patients seen in 24 months	Total	Change since previous quarter
Quarter ending December 2017	13,745	
Quarter ending March 2018	13,739	→
Quarter ending June 2018	13,762	→
Quarter ending September 2018	14,079	↑
Quarter ending December 2018	14,518	↑
Variance since December 2017	5.6%	↑



ACTIVITY

Cumulative percentage of contracted UDA delivered 2018 & 2019



Month	Adjusted Scheduled Activity (UDA)	
	2018	2019
April	1,142	2,284
May	4,738	5,239
June	7,231	7,319
July	11,025	10,900
August	13,990	13,838
September	17,165	16,672
October	20,085	20,708
November	23,529	24,380
December	26,408	26,944
January	28,661	
February	31,831	
March	34,640	
April	35,376	
May	35,376	
June	35,376	

QUALITY

	Quantity	Base Number	Contract	AT	Region	England
% of FP17s for the same patient ID Re-attending within 3 months - Children	108	3,547	3.0%	10.1%	11.6%	11.8%
% of FP17s for the same patient ID Re-attending within 3 months - Adults	844	11,030	7.7%	14.0%	15.1%	15.6%
% of FP17s for the same patient ID Re-attending between 3 & 9 months - Children	2,118	3,547	59.7%	62.0%	59.9%	58.8%
% of FP17s for the same patient ID Re-attending between 3 & 9 months - Adults	6,267	11,030	56.8%	55.1%	52.0%	51.0%
% of FP17s for Band 1 Urgent Courses	204	14,176	1.4%	6.8%	8.0%	9.0%
% of FP17s Relating to Free Repair or Replacements	72	14,176	0.5%	0.8%	0.8%	0.8%
% of FP17s Relating to Continuations	206	14,176	1.5%	1.1%	0.9%	0.9%
% of Patients satisfied with the dentistry they have received	4	5	N/A	92.0%	93.6%	93.2%
% of Patients satisfied with the time they had to wait for an appointment	4	5	N/A	87.2%	88.6%	88.3%

* This is based on patients treated on this contract for their most recent course of treatment. Figures in italics indicate the base number of FP17s or Patient Questionnaire responses are less than 100. N/A is shown where the base number of responses is less than 10 during the period. % is calculated as Quantity/Base number*100

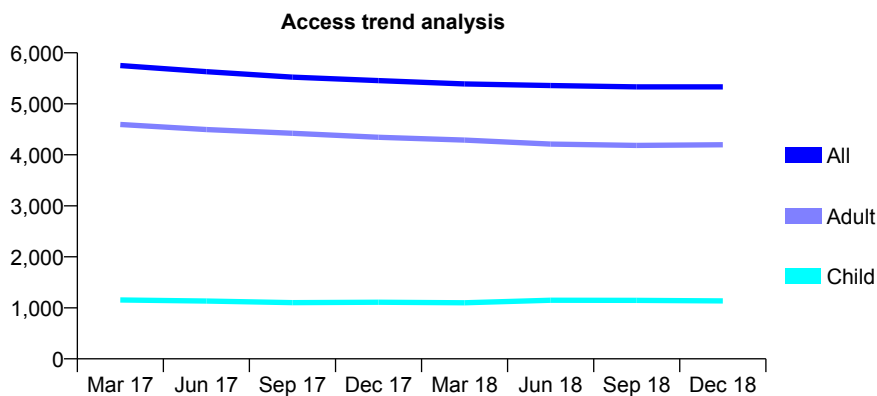
Q55 - Vital Signs At a Glance Contract Report for 176761/0001 - December 2018

Name or company name	The Smile Centre
Contract type name	Pilot Contract
Purpose of contract	General
Contract start date	01/04/2006
Contract end date	

18/19 Contracted general activity (UDA)	17,829
Carry forward general activity (UDA)	0
18/19 Contracted orthodontic activity (UOA)	0
Carry forward orthodontic activity (UOA)	0
Baseline contract value	£534,545.48

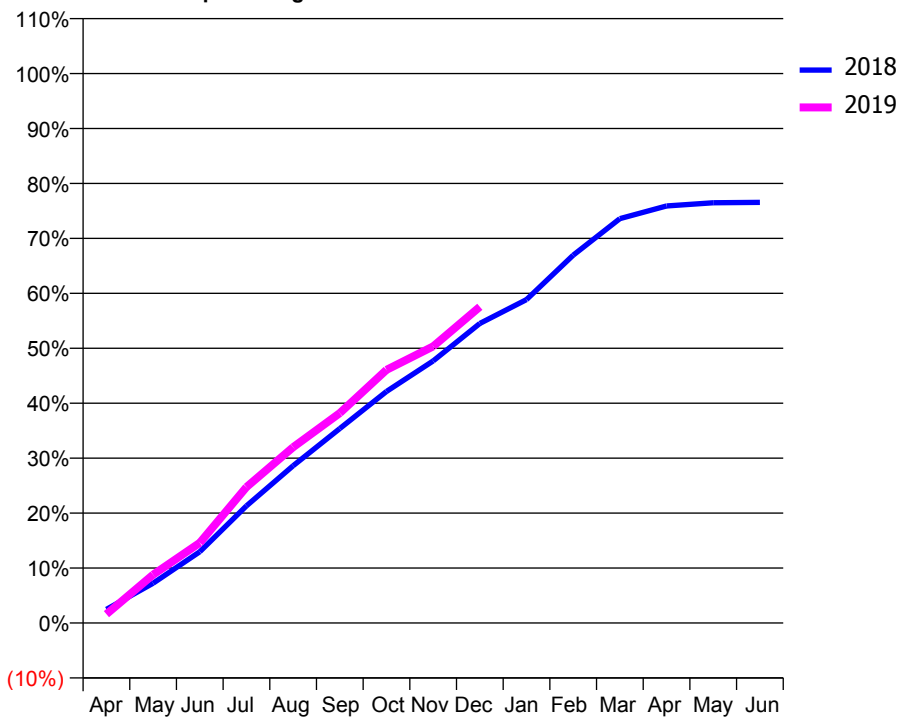
ACCESS*

Patients seen in 24 months	Total	Change since previous quarter
Quarter ending December 2017	5,454	
Quarter ending March 2018	5,389	↓
Quarter ending June 2018	5,359	→
Quarter ending September 2018	5,332	→
Quarter ending December 2018	5,332	→
Variance since December 2017	(2.2%)	↓



ACTIVITY

Cumulative percentage of contracted UDA delivered 2018 & 2019



Month	Adjusted Scheduled Activity (UDA)	
	2018	2019
April	442	288
May	1,293	1,569
June	2,312	2,603
July	3,801	4,412
August	5,105	5,702
September	6,312	6,811
October	7,512	8,213
November	8,503	8,977
December	9,722	10,261
January	10,494	
February	11,937	
March	13,122	
April	13,530	
May	13,633	
June	13,648	

QUALITY

	Quantity	Base Number	Contract	AT	Region	England
% of FP17s for the same patient ID Re-attending within 3 months - Children	97	942	10.3%	10.1%	11.6%	11.8%
% of FP17s for the same patient ID Re-attending within 3 months - Adults	569	3,470	16.4%	14.0%	15.1%	15.6%
% of FP17s for the same patient ID Re-attending between 3 & 9 months - Children	272	942	28.9%	62.0%	59.9%	58.8%
% of FP17s for the same patient ID Re-attending between 3 & 9 months - Adults	999	3,470	28.8%	55.1%	52.0%	51.0%
% of FP17s for Band 1 Urgent Courses	278	4,180	6.7%	6.8%	8.0%	9.0%
% of FP17s Relating to Free Repair or Replacements	11	4,180	0.3%	0.8%	0.8%	0.8%
% of FP17s Relating to Continuations	182	4,180	4.4%	1.1%	0.9%	0.9%
% of Patients satisfied with the dentistry they have received	4	4	N/A	92.0%	93.6%	93.2%
% of Patients satisfied with the time they had to wait for an appointment	2	4	N/A	87.2%	88.6%	88.3%

* This is based on patients treated on this contract for their most recent course of treatment. Figures in italics indicate the base number of FP17s or Patient Questionnaire responses are less than 100. N/A is shown where the base number of responses is less than 10 during the period. % is calculated as Quantity/Base number*100

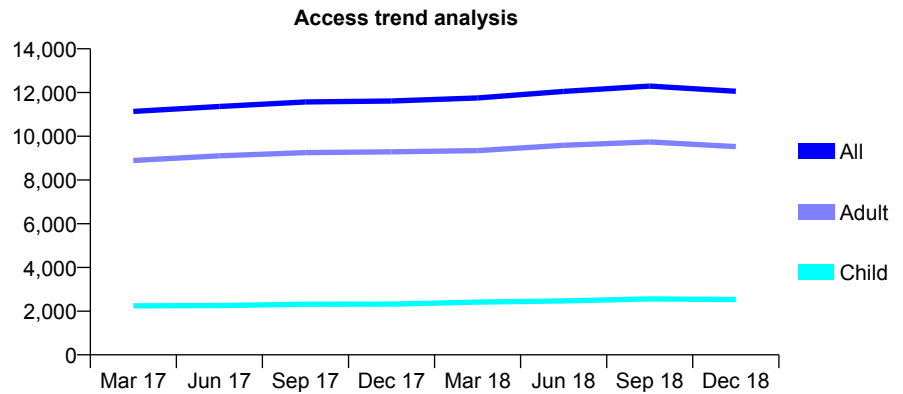
Q55 - Vital Signs At a Glance Contract Report for 177245/0001 - December 2018

Name or company name	Eastwood Dental Limited
Contract type name	GDS Contract
Purpose of contract	General
Contract start date	01/10/2011
Contract end date	

18/19 Contracted general activity (UDA)	35,814
Carry forward general activity (UDA)	-184
18/19 Contracted orthodontic activity (UOA)	0
Carry forward orthodontic activity (UOA)	0
Baseline contract value	£978,823.43

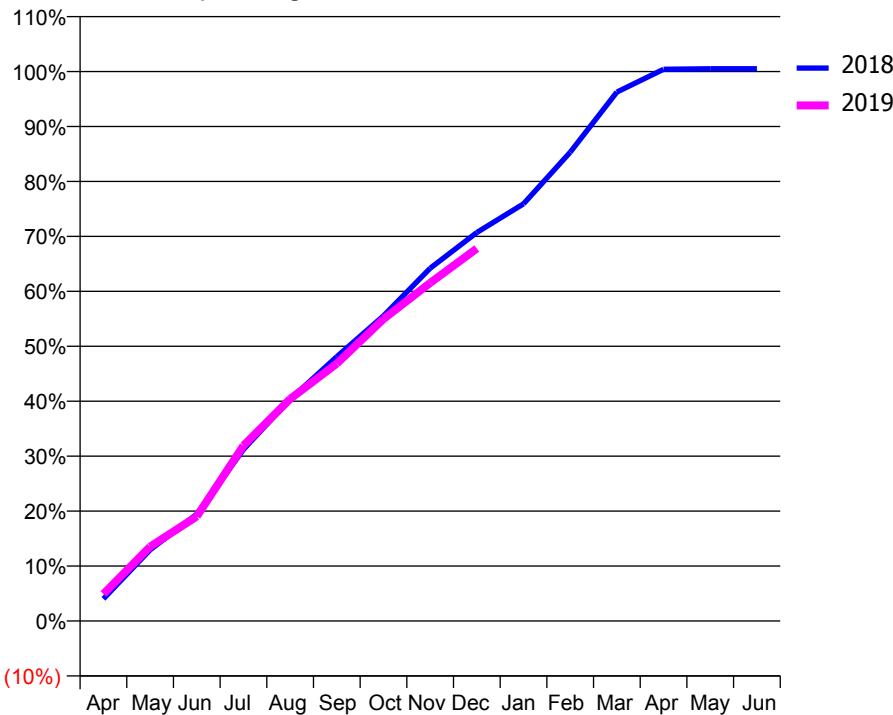
ACCESS*

Patients seen in 24 months	Total	Change since previous quarter
Quarter ending December 2017	11,612	
Quarter ending March 2018	11,753	→
Quarter ending June 2018	12,054	↑
Quarter ending September 2018	12,297	↑
Quarter ending December 2018	12,055	↓
Variance since December 2017	3.8%	↑



ACTIVITY

Cumulative percentage of contracted UDA delivered 2018 & 2019



Month	Adjusted Scheduled Activity (UDA)	
	2018	2019
April	1,449	1,759
May	4,634	4,849
June	6,963	6,820
July	11,178	11,436
August	14,447	14,475
September	17,228	16,780
October	19,889	19,681
November	22,988	22,034
December	25,322	24,282
January	27,192	
February	30,550	
March	34,476	
April	35,959	
May	35,990	
June	35,998	

QUALITY

	Quantity	Base Number	Contract	AT	Region	England
% of FP17s for the same patient ID Re-attending within 3 months - Children	174	2,779	6.3%	10.1%	11.6%	11.8%
% of FP17s for the same patient ID Re-attending within 3 months - Adults	1,337	10,520	12.7%	14.0%	15.1%	15.6%
% of FP17s for the same patient ID Re-attending between 3 & 9 months - Children	1,748	2,779	62.9%	62.0%	59.9%	58.8%
% of FP17s for the same patient ID Re-attending between 3 & 9 months - Adults	6,589	10,520	62.6%	55.1%	52.0%	51.0%
% of FP17s for Band 1 Urgent Courses	588	12,581	4.7%	6.8%	8.0%	9.0%
% of FP17s Relating to Free Repair or Replacements	113	12,581	0.9%	0.8%	0.8%	0.8%
% of FP17s Relating to Continuations	144	12,581	1.1%	1.1%	0.9%	0.9%
% of Patients satisfied with the dentistry they have received	7	7	N/A	92.0%	93.6%	93.2%
% of Patients satisfied with the time they had to wait for an appointment	6	7	N/A	87.2%	88.6%	88.3%

* This is based on patients treated on this contract for their most recent course of treatment. Figures in italics indicate the base number of FP17s or Patient Questionnaire responses are less than 100. N/A is shown where the base number of responses is less than 10 during the period. % is calculated as Quantity/Base number*100

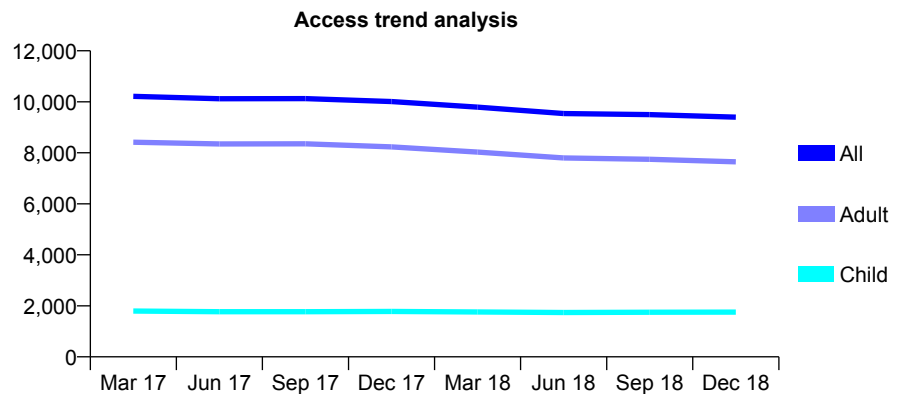
Q55 - Vital Signs At a Glance Contract Report for 178470/0001 - December 2018

Name or company name	Disa Dental Limited
Contract type name	GDS Contract
Purpose of contract	General
Contract start date	01/10/2007
Contract end date	

18/19 Contracted general activity (UDA)	27,203
Carry forward general activity (UDA)	963
18/19 Contracted orthodontic activity (UOA)	0
Carry forward orthodontic activity (UOA)	0
Baseline contract value	£780,808.40

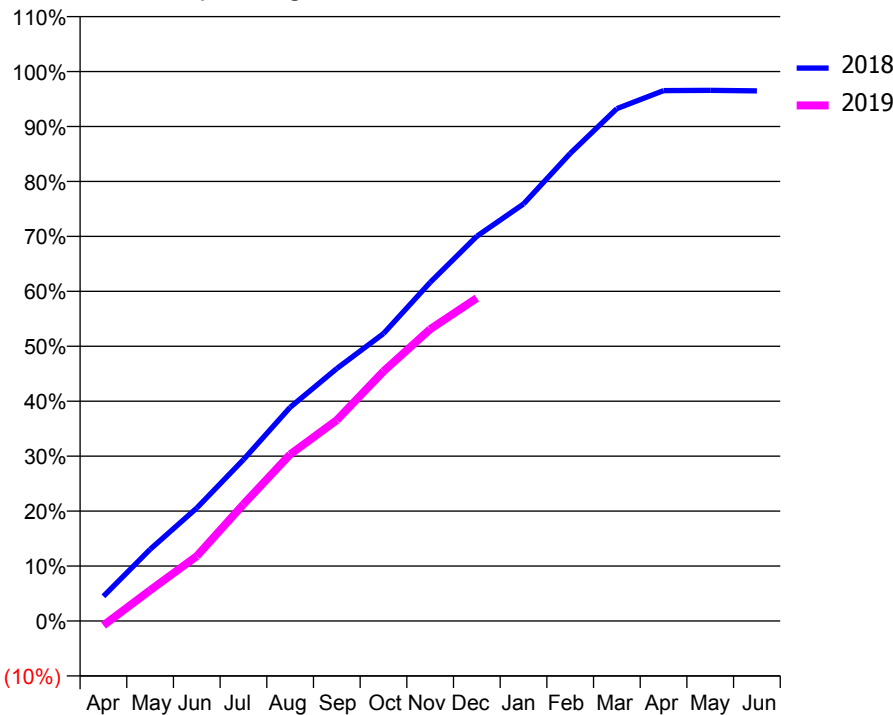
ACCESS*

Patients seen in 24 months	Total	Change since previous quarter
Quarter ending December 2017	10,011	
Quarter ending March 2018	9,791	↓
Quarter ending June 2018	9,542	↓
Quarter ending September 2018	9,497	→
Quarter ending December 2018	9,401	↓
Variance since December 2017	(6.1%)	↓



ACTIVITY

Cumulative percentage of contracted UDA delivered 2018 & 2019



QUALITY

	Quantity	Base Number	Contract	AT	Region	England
% of FP17s for the same patient ID Re-attending within 3 months - Children	99	1,804	5.5%	10.1%	11.6%	11.8%
% of FP17s for the same patient ID Re-attending within 3 months - Adults	686	7,275	9.4%	14.0%	15.1%	15.6%
% of FP17s for the same patient ID Re-attending between 3 & 9 months - Children	1,022	1,804	56.7%	62.0%	59.9%	58.8%
% of FP17s for the same patient ID Re-attending between 3 & 9 months - Adults	3,832	7,275	52.7%	55.1%	52.0%	51.0%
% of FP17s for Band 1 Urgent Courses	532	8,664	6.1%	6.8%	8.0%	9.0%
% of FP17s Relating to Free Repair or Replacements	73	8,664	0.8%	0.8%	0.8%	0.8%
% of FP17s Relating to Continuations	16	8,664	0.2%	1.1%	0.9%	0.9%
% of Patients satisfied with the dentistry they have received	3	3	N/A	92.0%	93.6%	93.2%
% of Patients satisfied with the time they had to wait for an appointment	3	3	N/A	87.2%	88.6%	88.3%

* This is based on patients treated on this contract for their most recent course of treatment. Figures in italics indicate the base number of FP17s or Patient Questionnaire responses are less than 100. N/A is shown where the base number of responses is less than 10 during the period. % is calculated as Quantity/Base number*100

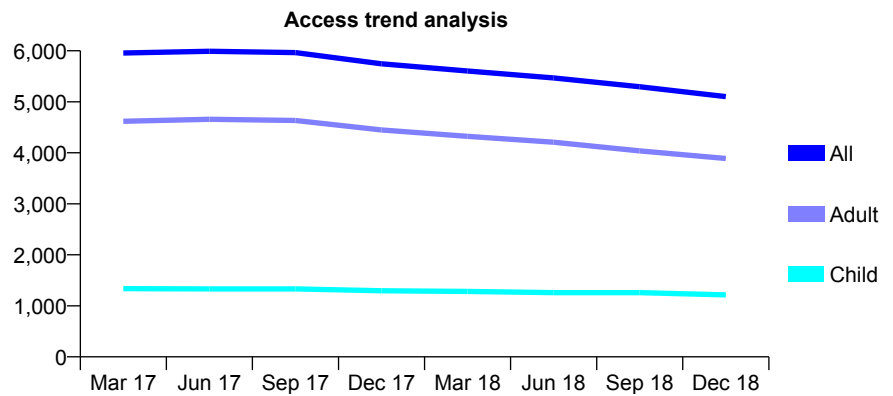
Q55 - Vital Signs At a Glance Contract Report for 178470/0002 - December 2018

Name or company name	Disa Dental Limited
Contract type name	GDS Contract
Purpose of contract	General
Contract start date	01/10/2007
Contract end date	

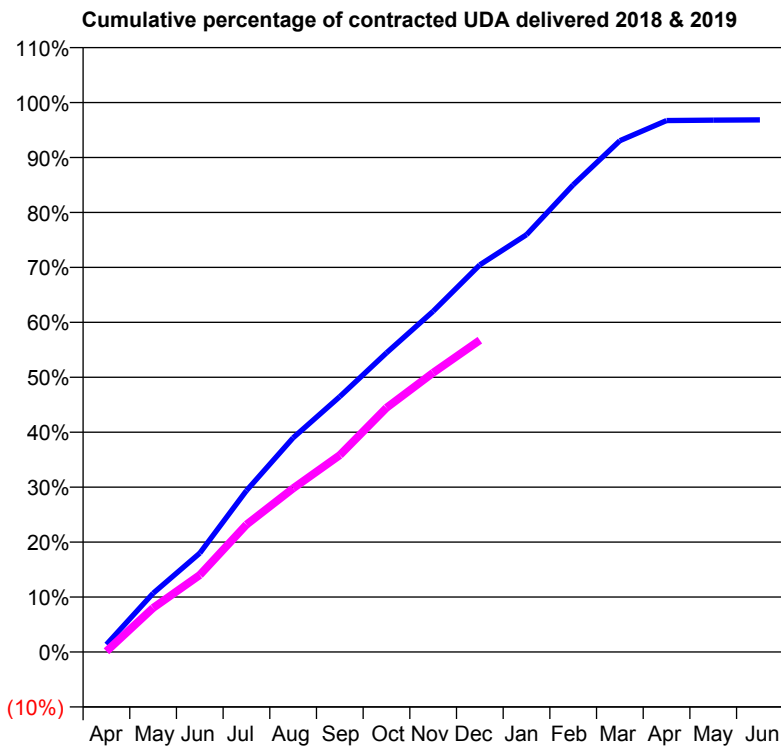
18/19 Contracted general activity (UDA)	16,815
Carry forward general activity (UDA)	532
18/19 Contracted orthodontic activity (UOA)	0
Carry forward orthodontic activity (UOA)	0
Baseline contract value	£531,957.07

ACCESS*

Patients seen in 24 months	Total	Change since previous quarter
Quarter ending December 2017	5,745	
Quarter ending March 2018	5,604	↓
Quarter ending June 2018	5,467	↓
Quarter ending September 2018	5,296	↓
Quarter ending December 2018	5,102	↓
Variance since December 2017	(11.2%)	↓



ACTIVITY



Month	Adjusted Scheduled Activity (UDA)	
	2018	2019
April	232	22
May	1,797	1,347
June	3,026	2,356
July	4,938	3,897
August	6,556	5,011
September	7,815	6,025
October	9,154	7,471
November	10,428	8,548
December	11,848	9,543
January	12,768	
February	14,294	
March	15,648	
April	16,262	
May	16,276	
June	16,283	

QUALITY

	Quantity	Base Number	Contract	AT	Region	England
% of FP17s for the same patient ID Re-attending within 3 months - Children	84	1,261	6.7%	10.1%	11.6%	11.8%
% of FP17s for the same patient ID Re-attending within 3 months - Adults	571	4,147	13.8%	14.0%	15.1%	15.6%
% of FP17s for the same patient ID Re-attending between 3 & 9 months - Children	743	1,261	58.9%	62.0%	59.9%	58.8%
% of FP17s for the same patient ID Re-attending between 3 & 9 months - Adults	2,548	4,147	61.4%	55.1%	52.0%	51.0%
% of FP17s for Band 1 Urgent Courses	550	5,075	10.8%	6.8%	8.0%	9.0%
% of FP17s Relating to Free Repair or Replacements	20	5,075	0.4%	0.8%	0.8%	0.8%
% of FP17s Relating to Continuations	11	5,075	0.2%	1.1%	0.9%	0.9%
% of Patients satisfied with the dentistry they have received	1	1	N/A	92.0%	93.6%	93.2%
% of Patients satisfied with the time they had to wait for an appointment	1	1	N/A	87.2%	88.6%	88.3%

* This is based on patients treated on this contract for their most recent course of treatment. Figures in italics indicate the base number of FP17s or Patient Questionnaire responses are less than 100. N/A is shown where the base number of responses is less than 10 during the period. % is calculated as Quantity/Base number*100

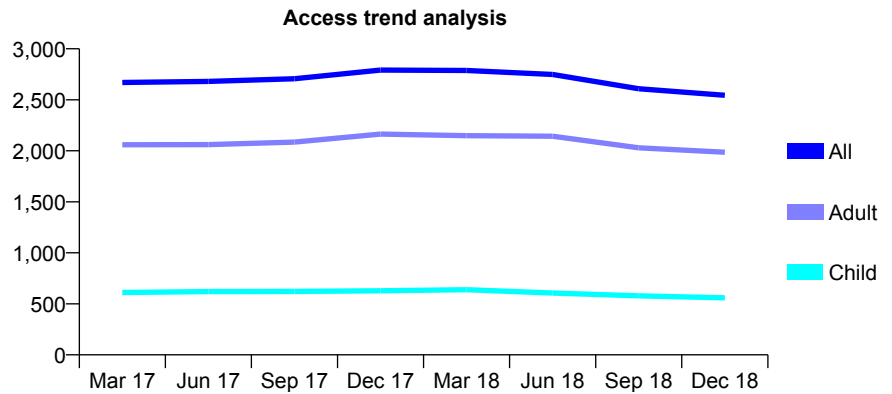
Q55 - Vital Signs At a Glance Contract Report for 178470/0003 - December 2018

Name or company name	Disa Dental Limited
Contract type name	GDS Contract
Purpose of contract	General
Contract start date	01/10/2007
Contract end date	

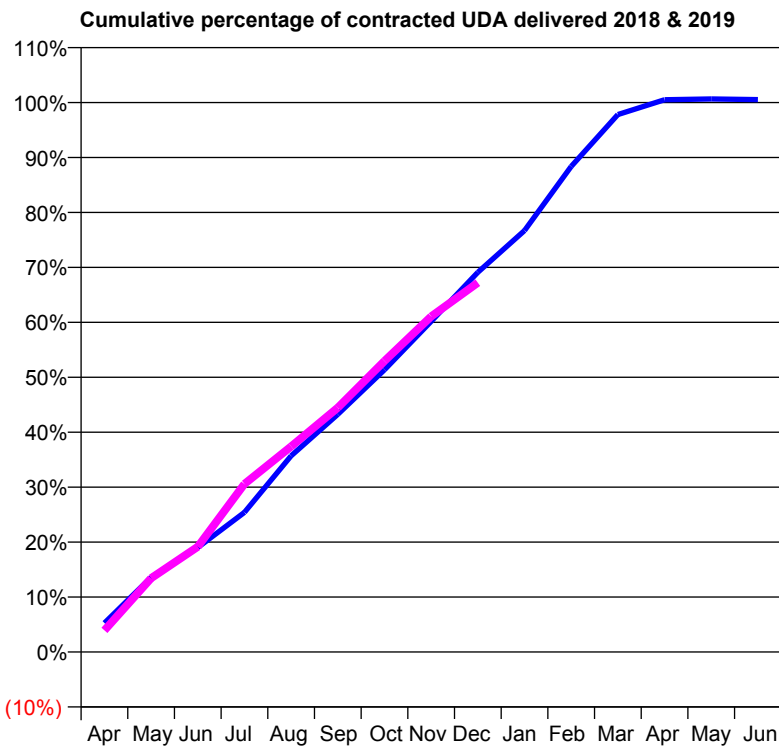
18/19 Contracted general activity (UDA)	8,345
Carry forward general activity (UDA)	-43
18/19 Contracted orthodontic activity (UOA)	0
Carry forward orthodontic activity (UOA)	0
Baseline contract value	£218,563.72

ACCESS*

Patients seen in 24 months	Total	Change since previous quarter
Quarter ending December 2017	2,792	
Quarter ending March 2018	2,787	→
Quarter ending June 2018	2,749	↓
Quarter ending September 2018	2,609	↓
Quarter ending December 2018	2,545	↓
Variance since December 2017	(8.8%)	↓



ACTIVITY



Month	Adjusted Scheduled Activity (UDA)	
	2018	2019
April	430	329
May	1,107	1,120
June	1,548	1,598
July	2,069	2,553
August	2,906	3,122
September	3,521	3,710
October	4,180	4,419
November	4,898	5,095
December	5,624	5,608
January	6,244	
February	7,192	
March	7,962	
April	8,182	
May	8,192	
June	8,183	

QUALITY

	Quantity	Base Number	Contract	AT	Region	England
% of FP17s for the same patient ID Re-attending within 3 months - Children	22	526	4.2%	10.1%	11.6%	11.8%
% of FP17s for the same patient ID Re-attending within 3 months - Adults	337	2,143	15.7%	14.0%	15.1%	15.6%
% of FP17s for the same patient ID Re-attending between 3 & 9 months - Children	298	526	56.7%	62.0%	59.9%	58.8%
% of FP17s for the same patient ID Re-attending between 3 & 9 months - Adults	1,151	2,143	53.7%	55.1%	52.0%	51.0%
% of FP17s for Band 1 Urgent Courses	209	2,601	8.0%	6.8%	8.0%	9.0%
% of FP17s Relating to Free Repair or Replacements	26	2,601	1.0%	0.8%	0.8%	0.8%
% of FP17s Relating to Continuations	21	2,601	0.8%	1.1%	0.9%	0.9%
% of Patients satisfied with the dentistry they have received	0	0	N/A	92.0%	93.6%	93.2%
% of Patients satisfied with the time they had to wait for an appointment	0	0	N/A	87.2%	88.6%	88.3%

* This is based on patients treated on this contract for their most recent course of treatment. Figures in italics indicate the base number of FP17s or Patient Questionnaire responses are less than 100. N/A is shown where the base number of responses is less than 10 during the period. % is calculated as Quantity/Base number*100

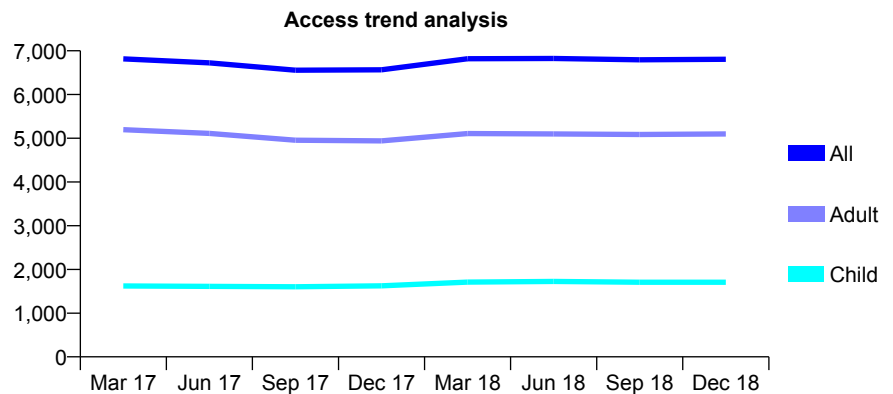
Q55 - Vital Signs At a Glance Contract Report for 178470/0004 - December 2018

Name or company name	Disa Dental Limited
Contract type name	GDS Contract
Purpose of contract	General
Contract start date	01/10/2007
Contract end date	

18/19 Contracted general activity (UDA)	21,412
Carry forward general activity (UDA)	0
18/19 Contracted orthodontic activity (UOA)	0
Carry forward orthodontic activity (UOA)	0
Baseline contract value	£689,730.75

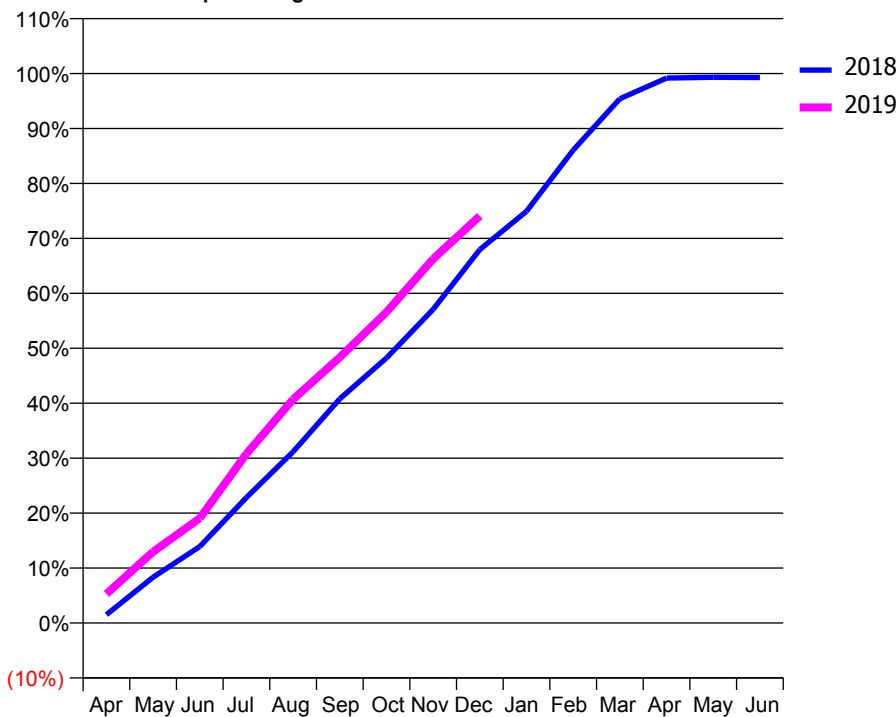
ACCESS*

Patients seen in 24 months	Total	Change since previous quarter
Quarter ending December 2017	6,565	
Quarter ending March 2018	6,817	↑
Quarter ending June 2018	6,825	→
Quarter ending September 2018	6,793	→
Quarter ending December 2018	6,806	→
Variance since December 2017	3.7%	↑



ACTIVITY

Cumulative percentage of contracted UDA delivered 2018 & 2019



Month	Adjusted Scheduled Activity (UDA)	
	2018	2019
April	309	1,136
May	1,699	2,777
June	2,843	4,082
July	4,663	6,596
August	6,362	8,715
September	8,331	10,352
October	9,846	12,113
November	11,654	14,186
December	13,871	15,858
January	15,296	
February	17,568	
March	19,472	
April	20,243	
May	20,270	
June	20,263	

QUALITY

	Quantity	Base Number	Contract	AT	Region	England
% of FP17s for the same patient ID Re-attending within 3 months - Children	113	1,950	5.8%	10.1%	11.6%	11.8%
% of FP17s for the same patient ID Re-attending within 3 months - Adults	897	6,170	14.5%	14.0%	15.1%	15.6%
% of FP17s for the same patient ID Re-attending between 3 & 9 months - Children	1,211	1,950	62.1%	62.0%	59.9%	58.8%
% of FP17s for the same patient ID Re-attending between 3 & 9 months - Adults	3,613	6,170	58.6%	55.1%	52.0%	51.0%
% of FP17s for Band 1 Urgent Courses	677	7,743	8.7%	6.8%	8.0%	9.0%
% of FP17s Relating to Free Repair or Replacements	47	7,743	0.6%	0.8%	0.8%	0.8%
% of FP17s Relating to Continuations	44	7,743	0.6%	1.1%	0.9%	0.9%
% of Patients satisfied with the dentistry they have received	7	8	N/A	92.0%	93.6%	93.2%
% of Patients satisfied with the time they had to wait for an appointment	8	8	N/A	87.2%	88.6%	88.3%

* This is based on patients treated on this contract for their most recent course of treatment. Figures in italics indicate the base number of FP17s or Patient Questionnaire responses are less than 100. N/A is shown where the base number of responses is less than 10 during the period. % is calculated as Quantity/Base number*100

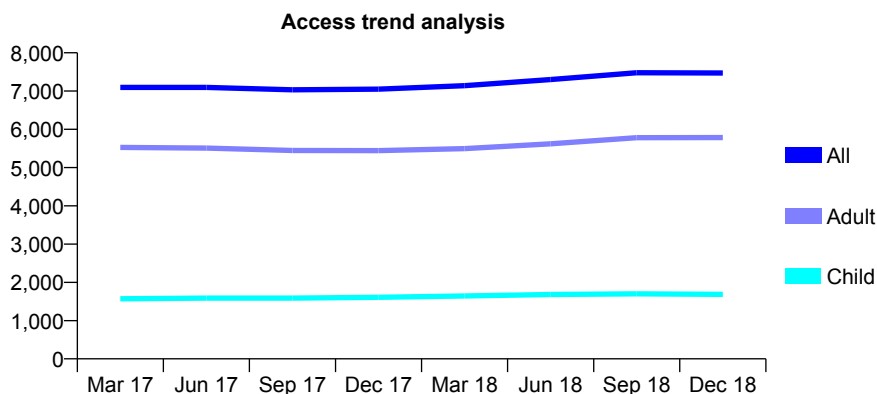
Q55 - Vital Signs At a Glance Contract Report for 179965/0001 - December 2018

Name or company name	Broadwalk Dental Practice
Contract type name	GDS Contract
Purpose of contract	General
Contract start date	01/04/2012
Contract end date	

18/19 Contracted general activity (UDA)	18,598
Carry forward general activity (UDA)	-8
18/19 Contracted orthodontic activity (UOA)	0
Carry forward orthodontic activity (UOA)	0
Baseline contract value	£417,030.18

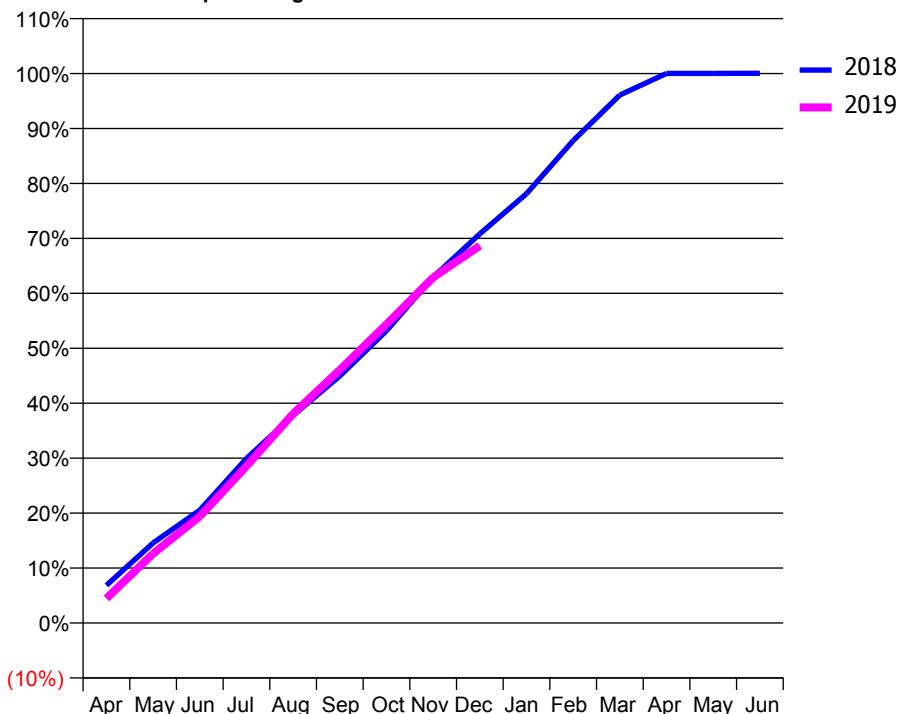
ACCESS*

Patients seen in 24 months	Total	Change since previous quarter
Quarter ending December 2017	7,051	
Quarter ending March 2018	7,141	→
Quarter ending June 2018	7,302	↑
Quarter ending September 2018	7,478	↑
Quarter ending December 2018	7,473	→
Variance since December 2017	6.0%	↑



ACTIVITY

Cumulative percentage of contracted UDA delivered 2018 & 2019



Month	Adjusted Scheduled Activity (UDA)	
	2018	2019
April	1,276	832
May	2,711	2,350
June	3,820	3,610
July	5,568	5,309
August	7,031	7,083
September	8,363	8,567
October	9,892	10,114
November	11,710	11,698
December	13,170	12,770
January	14,529	
February	16,326	
March	17,871	
April	18,601	
May	18,601	
June	18,606	

QUALITY

	Quantity	Base Number	Contract	AT	Region	England
% of FP17s for the same patient ID Re-attending within 3 months - Children	113	1,726	6.5%	10.1%	11.6%	11.8%
% of FP17s for the same patient ID Re-attending within 3 months - Adults	870	5,852	14.9%	14.0%	15.1%	15.6%
% of FP17s for the same patient ID Re-attending between 3 & 9 months - Children	971	1,726	56.3%	62.0%	59.9%	58.8%
% of FP17s for the same patient ID Re-attending between 3 & 9 months - Adults	2,770	5,852	47.3%	55.1%	52.0%	51.0%
% of FP17s for Band 1 Urgent Courses	547	6,812	8.0%	6.8%	8.0%	9.0%
% of FP17s Relating to Free Repair or Replacements	23	6,812	0.3%	0.8%	0.8%	0.8%
% of FP17s Relating to Continuations	138	6,812	2.0%	1.1%	0.9%	0.9%
% of Patients satisfied with the dentistry they have received	6	7	N/A	92.0%	93.6%	93.2%
% of Patients satisfied with the time they had to wait for an appointment	7	7	N/A	87.2%	88.6%	88.3%

* This is based on patients treated on this contract for their most recent course of treatment. Figures in italics indicate the base number of FP17s or Patient Questionnaire responses are less than 100. N/A is shown where the base number of responses is less than 10 during the period. % is calculated as Quantity/Base number*100

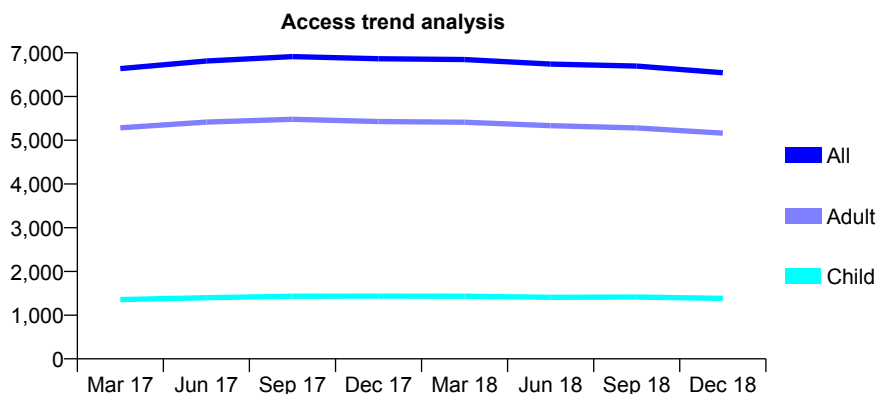
Q55 - Vital Signs At a Glance Contract Report for 180343/0001 - December 2018

Name or company name	Hall and Purchase
Contract type name	GDS Contract
Purpose of contract	General
Contract start date	01/02/2011
Contract end date	

18/19 Contracted general activity (UDA)	18,261
Carry forward general activity (UDA)	0
18/19 Contracted orthodontic activity (UOA)	0
Carry forward orthodontic activity (UOA)	0
Baseline contract value	£475,301.22

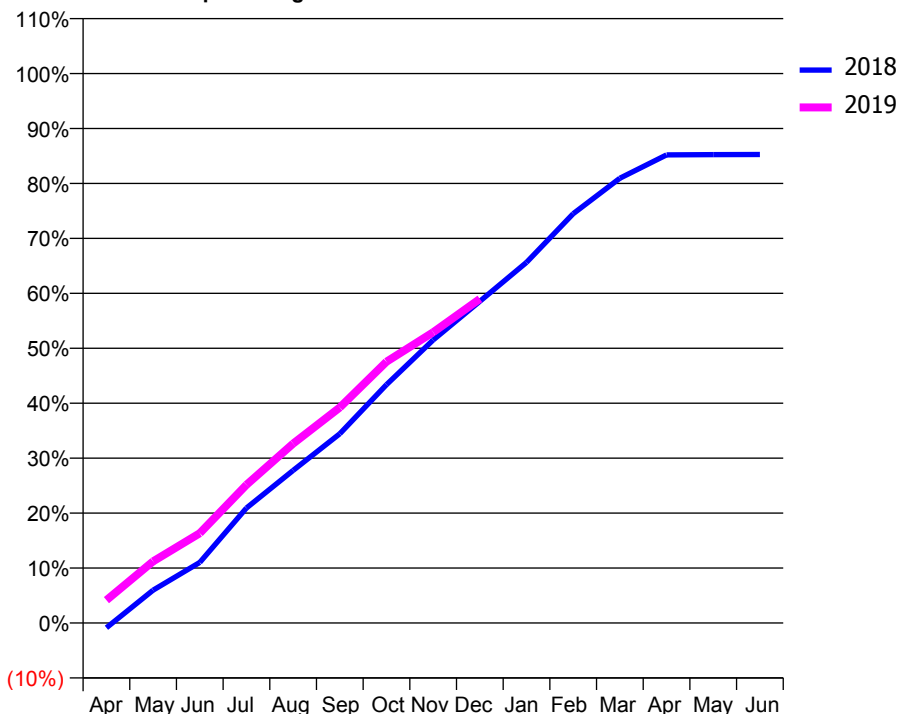
ACCESS*

Patients seen in 24 months	Total	Change since previous quarter
Quarter ending December 2017	6,863	
Quarter ending March 2018	6,846	→
Quarter ending June 2018	6,743	↓
Quarter ending September 2018	6,697	→
Quarter ending December 2018	6,545	↓
Variance since December 2017	(4.6%)	↓



ACTIVITY

Cumulative percentage of contracted UDA delivered 2018 & 2019



Month	Adjusted Scheduled Activity (UDA)	
	2018	2019
April	-160	761
May	1,093	2,050
June	2,012	2,985
July	3,821	4,592
August	5,071	5,963
September	6,290	7,163
October	7,920	8,683
November	9,408	9,664
December	10,692	10,773
January	11,984	
February	13,603	
March	14,783	
April	15,555	
May	15,565	
June	15,569	

QUALITY

	Quantity	Base Number	Contract	AT	Region	England
% of FP17s for the same patient ID Re-attending within 3 months - Children	140	1,628	8.6%	10.1%	11.6%	11.8%
% of FP17s for the same patient ID Re-attending within 3 months - Adults	1,249	5,979	20.9%	14.0%	15.1%	15.6%
% of FP17s for the same patient ID Re-attending between 3 & 9 months - Children	1,159	1,628	71.2%	62.0%	59.9%	58.8%
% of FP17s for the same patient ID Re-attending between 3 & 9 months - Adults	3,219	5,979	53.8%	55.1%	52.0%	51.0%
% of FP17s for Band 1 Urgent Courses	710	7,134	10.0%	6.8%	8.0%	9.0%
% of FP17s Relating to Free Repair or Replacements	25	7,134	0.4%	0.8%	0.8%	0.8%
% of FP17s Relating to Continuations	69	7,134	1.0%	1.1%	0.9%	0.9%
% of Patients satisfied with the dentistry they have received	4	4	N/A	92.0%	93.6%	93.2%
% of Patients satisfied with the time they had to wait for an appointment	3	4	N/A	87.2%	88.6%	88.3%

* This is based on patients treated on this contract for their most recent course of treatment. Figures in italics indicate the base number of FP17s or Patient Questionnaire responses are less than 100. N/A is shown where the base number of responses is less than 10 during the period. % is calculated as Quantity/Base number*100

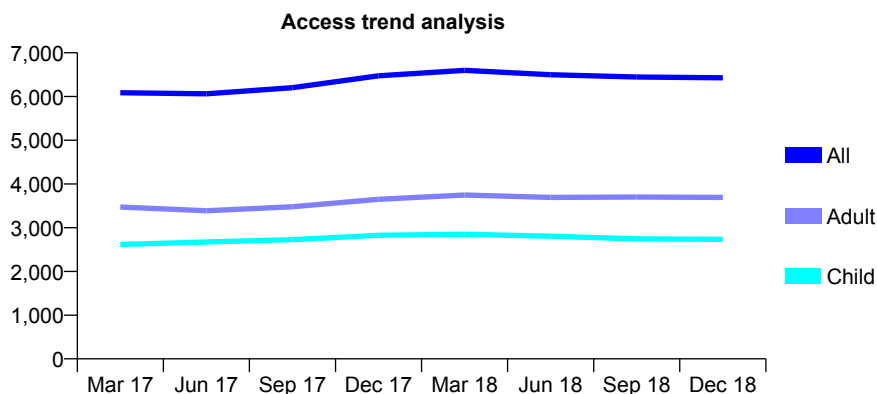
Q55 - Vital Signs At a Glance Contract Report for 180424/0001 - December 2018

Name or company name	S Cowley, R Ingham and J Angelo
Contract type name	GDS Contract
Purpose of contract	General
Contract start date	01/04/2006
Contract end date	

18/19 Contracted general activity (UDA)	26,075
Carry forward general activity (UDA)	0
18/19 Contracted orthodontic activity (UOA)	0
Carry forward orthodontic activity (UOA)	0
Baseline contract value	£759,203.91

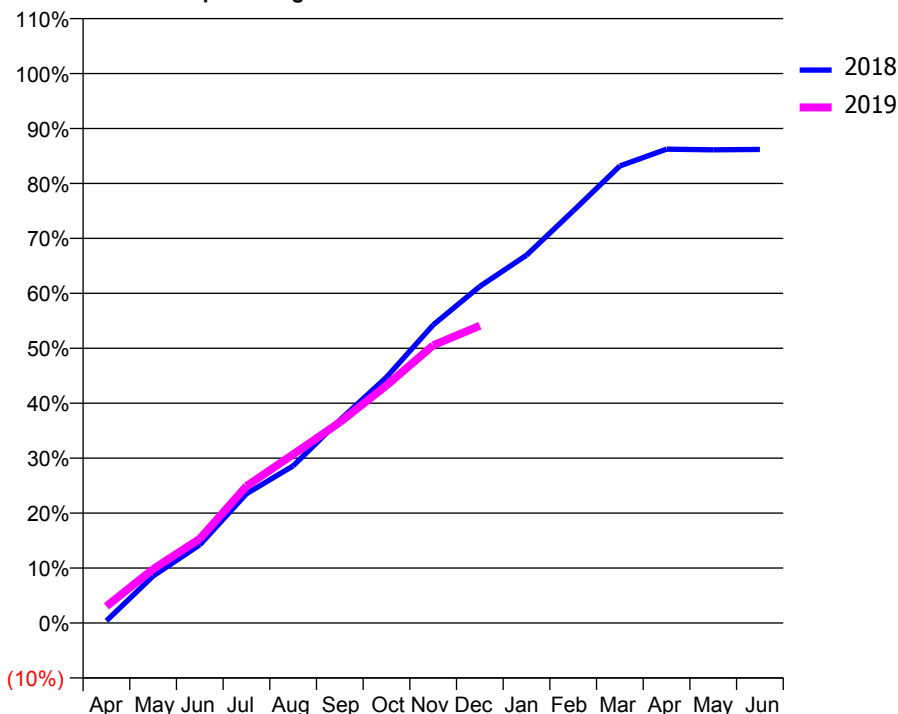
ACCESS*

Patients seen in 24 months	Total	Change since previous quarter
Quarter ending December 2017	6,474	
Quarter ending March 2018	6,598	→
Quarter ending June 2018	6,497	↓
Quarter ending September 2018	6,446	→
Quarter ending December 2018	6,428	→
Variance since December 2017	(0.7%)	→



ACTIVITY

Cumulative percentage of contracted UDA delivered 2018 & 2019



Month	Adjusted Scheduled Activity (UDA)	
	2018	2019
April	102	794
May	2,232	2,563
June	3,710	3,996
July	6,132	6,492
August	7,460	7,999
September	9,628	9,525
October	11,663	11,273
November	14,145	13,178
December	15,972	14,108
January	17,453	
February	19,555	
March	21,685	
April	22,483	
May	22,455	
June	22,473	

QUALITY

	Quantity	Base Number	Contract	AT	Region	England
% of FP17s for the same patient ID Re-attending within 3 months - Children	197	2,551	7.7%	10.1%	11.6%	11.8%
% of FP17s for the same patient ID Re-attending within 3 months - Adults	509	3,316	15.3%	14.0%	15.1%	15.6%
% of FP17s for the same patient ID Re-attending between 3 & 9 months - Children	1,427	2,551	55.9%	62.0%	59.9%	58.8%
% of FP17s for the same patient ID Re-attending between 3 & 9 months - Adults	1,510	3,316	45.5%	55.1%	52.0%	51.0%
% of FP17s for Band 1 Urgent Courses	357	5,607	6.4%	6.8%	8.0%	9.0%
% of FP17s Relating to Free Repair or Replacements	18	5,607	0.3%	0.8%	0.8%	0.8%
% of FP17s Relating to Continuations	90	5,607	1.6%	1.1%	0.9%	0.9%
% of Patients satisfied with the dentistry they have received	2	2	N/A	92.0%	93.6%	93.2%
% of Patients satisfied with the time they had to wait for an appointment	2	2	N/A	87.2%	88.6%	88.3%

* This is based on patients treated on this contract for their most recent course of treatment. Figures in italics indicate the base number of FP17s or Patient Questionnaire responses are less than 100. N/A is shown where the base number of responses is less than 10 during the period. % is calculated as Quantity/Base number*100

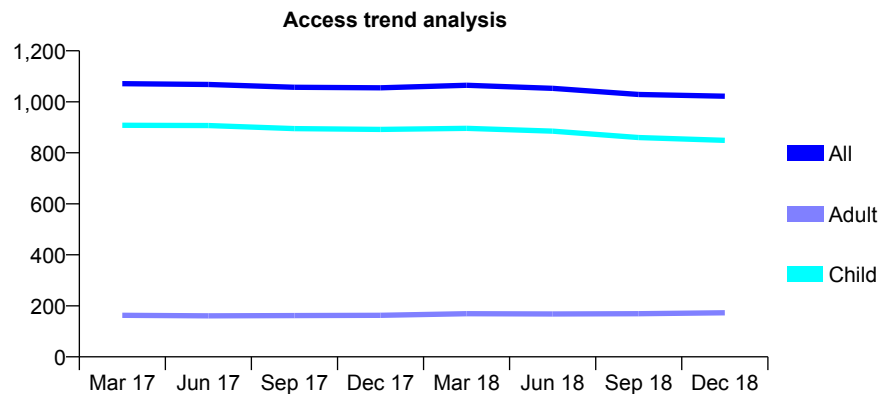
Q55 - Vital Signs At a Glance Contract Report for 182222/0001 - December 2018

Name or company name	Spondon Dental
Contract type name	GDS Contract
Purpose of contract	General
Contract start date	01/03/2014
Contract end date	

18/19 Contracted general activity (UDA)	2,170
Carry forward general activity (UDA)	55
18/19 Contracted orthodontic activity (UOA)	0
Carry forward orthodontic activity (UOA)	0
Baseline contract value	£42,090.04

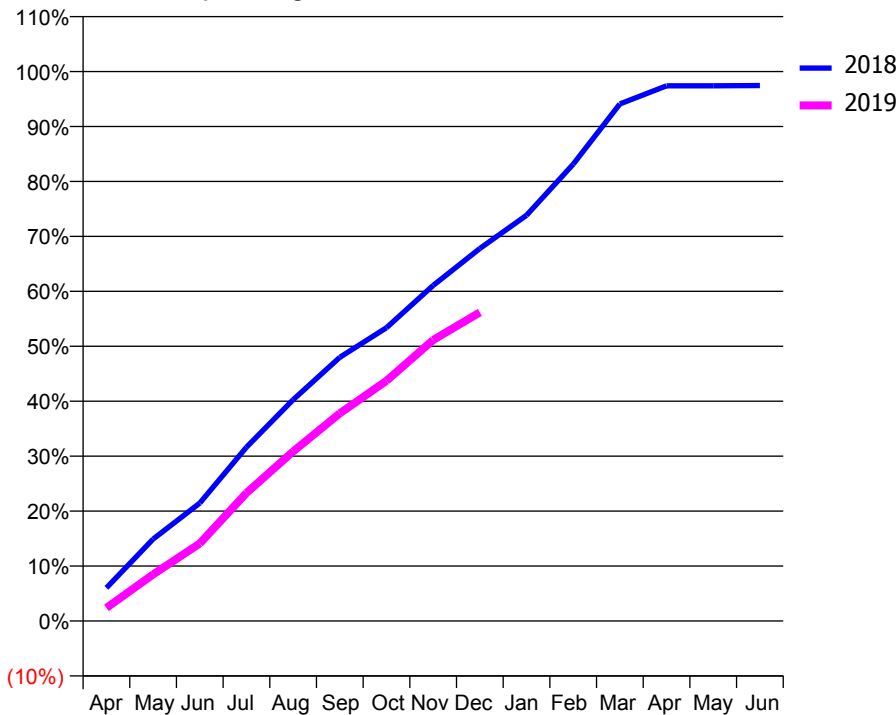
ACCESS*

Patients seen in 24 months	Total	Change since previous quarter
Quarter ending December 2017	1,055	
Quarter ending March 2018	1,065	→
Quarter ending June 2018	1,053	↓
Quarter ending September 2018	1,029	↓
Quarter ending December 2018	1,022	→
Variance since December 2017	(3.1%)	↓



ACTIVITY

Cumulative percentage of contracted UDA delivered 2018 & 2019



Month	Adjusted Scheduled Activity (UDA)	
	2018	2019
April	131	52
May	323	184
June	466	306
July	686	506
August	874	670
September	1,041	820
October	1,158	949
November	1,325	1,110
December	1,471	1,219
January	1,602	
February	1,804	
March	2,042	
April	2,114	
May	2,114	
June	2,115	

QUALITY

	Quantity	Base Number	Contract	AT	Region	England
% of FP17s for the same patient ID Re-attending within 3 months - Children	47	1,008	4.7%	10.1%	11.6%	11.8%
% of FP17s for the same patient ID Re-attending within 3 months - Adults	7	66	10.6%	14.0%	15.1%	15.6%
% of FP17s for the same patient ID Re-attending between 3 & 9 months - Children	690	1,008	68.5%	62.0%	59.9%	58.8%
% of FP17s for the same patient ID Re-attending between 3 & 9 months - Adults	36	66	54.5%	55.1%	52.0%	51.0%
% of FP17s for Band 1 Urgent Courses	30	1,014	3.0%	6.8%	8.0%	9.0%
% of FP17s Relating to Free Repair or Replacements	0	1,014	0.0%	0.8%	0.8%	0.8%
% of FP17s Relating to Continuations	0	1,014	0.0%	1.1%	0.9%	0.9%
% of Patients satisfied with the dentistry they have received	1	1	N/A	92.0%	93.6%	93.2%
% of Patients satisfied with the time they had to wait for an appointment	1	1	N/A	87.2%	88.6%	88.3%

* This is based on patients treated on this contract for their most recent course of treatment. Figures in italics indicate the base number of FP17s or Patient Questionnaire responses are less than 100. N/A is shown where the base number of responses is less than 10 during the period. % is calculated as Quantity/Base number*100

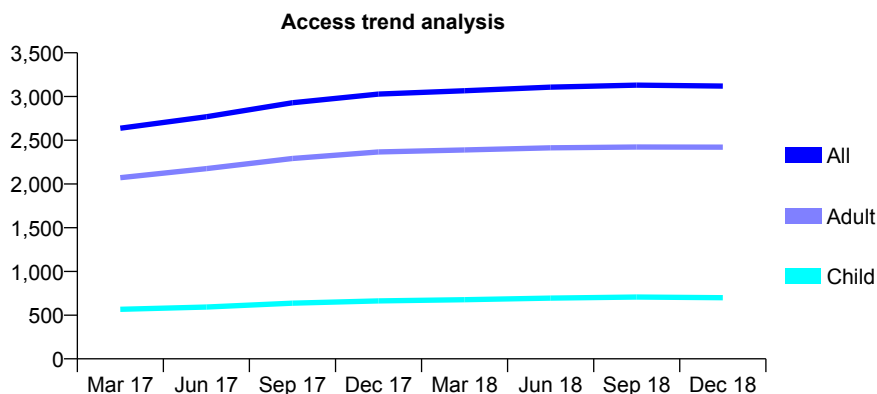
Q55 - Vital Signs At a Glance Contract Report for 183687/0001 - December 2018

Name or company name	Calverton Dental Practice
Contract type name	GDS Contract
Purpose of contract	General
Contract start date	20/11/2015
Contract end date	

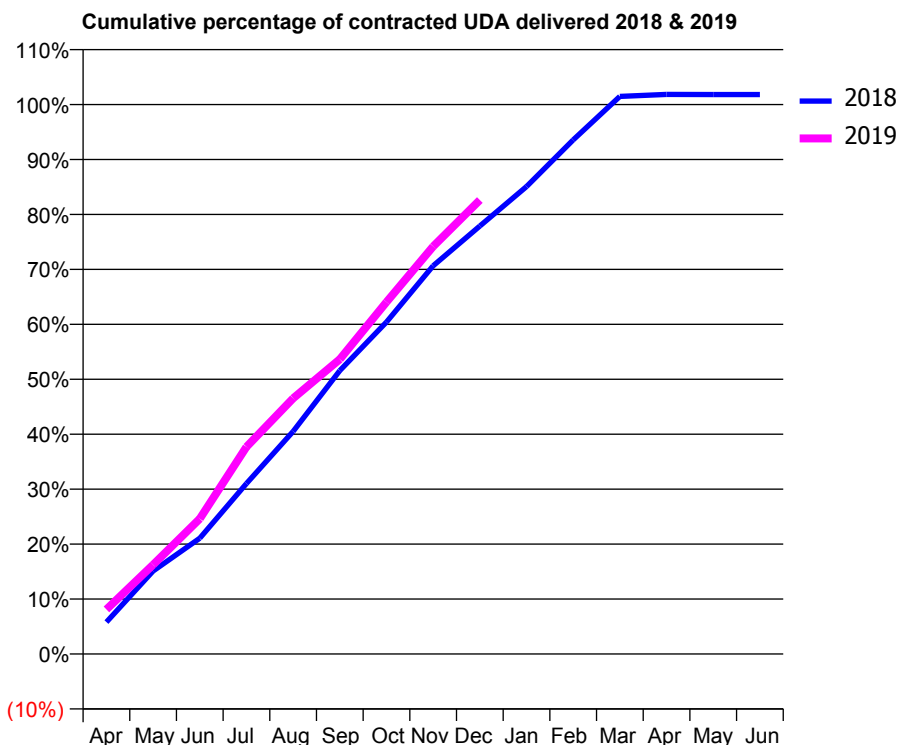
18/19 Contracted general activity (UDA)	10,938
Carry forward general activity (UDA)	-199
18/19 Contracted orthodontic activity (UOA)	0
Carry forward orthodontic activity (UOA)	0
Baseline contract value	£251,926.46

ACCESS*

Patients seen in 24 months	Total	Change since previous quarter
Quarter ending December 2017	3,028	
Quarter ending March 2018	3,066	→
Quarter ending June 2018	3,107	→
Quarter ending September 2018	3,130	→
Quarter ending December 2018	3,120	→
Variance since December 2017	3.0%	↑



ACTIVITY



Month	Adjusted Scheduled Activity (UDA)	
	2018	2019
April	634	887
May	1,651	1,778
June	2,304	2,692
July	3,392	4,124
August	4,431	5,090
September	5,643	5,868
October	6,609	7,005
November	7,727	8,113
December	8,520	9,037
January	9,305	
February	10,233	
March	11,099	
April	11,138	
May	11,137	
June	11,137	

QUALITY

	Quantity	Base Number	Contract	AT	Region	England
% of FP17s for the same patient ID Re-attending within 3 months - Children	81	900	9.0%	10.1%	11.6%	11.8%
% of FP17s for the same patient ID Re-attending within 3 months - Adults	398	2,993	13.3%	14.0%	15.1%	15.6%
% of FP17s for the same patient ID Re-attending between 3 & 9 months - Children	590	900	65.6%	62.0%	59.9%	58.8%
% of FP17s for the same patient ID Re-attending between 3 & 9 months - Adults	1,902	2,993	63.5%	55.1%	52.0%	51.0%
% of FP17s for Band 1 Urgent Courses	301	3,880	7.8%	6.8%	8.0%	9.0%
% of FP17s Relating to Free Repair or Replacements	14	3,880	0.4%	0.8%	0.8%	0.8%
% of FP17s Relating to Continuations	40	3,880	1.0%	1.1%	0.9%	0.9%
% of Patients satisfied with the dentistry they have received	4	4	N/A	92.0%	93.6%	93.2%
% of Patients satisfied with the time they had to wait for an appointment	4	4	N/A	87.2%	88.6%	88.3%

* This is based on patients treated on this contract for their most recent course of treatment. Figures in italics indicate the base number of FP17s or Patient Questionnaire responses are less than 100. N/A is shown where the base number of responses is less than 10 during the period. % is calculated as Quantity/Base number*100

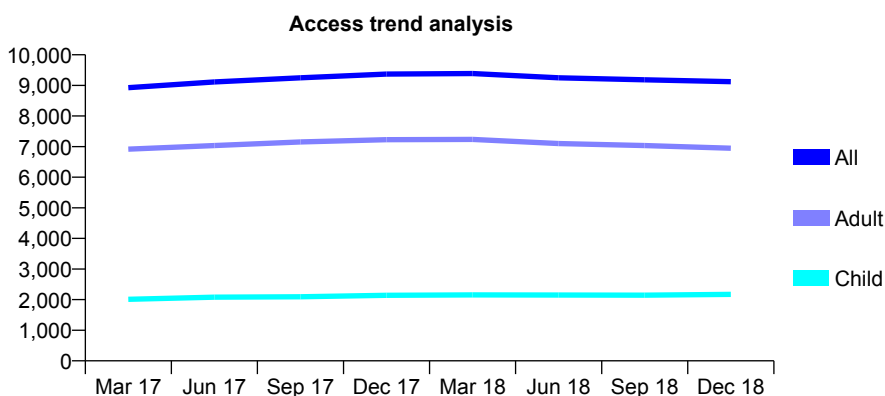
Q55 - Vital Signs At a Glance Contract Report for 183830/0001 - December 2018

Name or company name	KH & GW Ltd
Contract type name	GDS Contract
Purpose of contract	General and Orthodontic
Contract start date	01/04/2008
Contract end date	

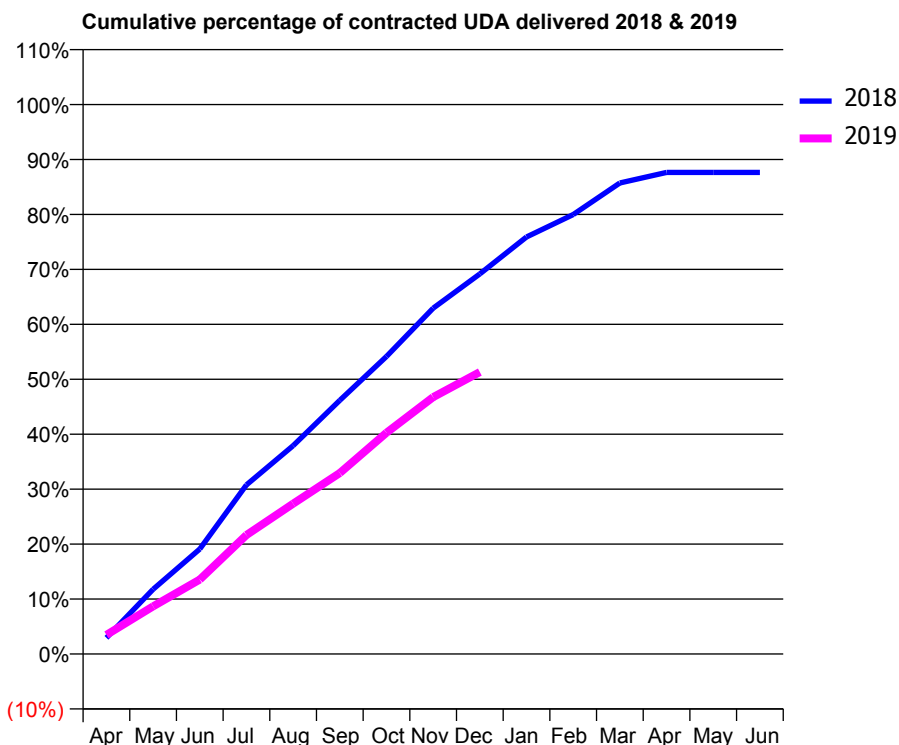
18/19 Contracted general activity (UDA)	27,460
Carry forward general activity (UDA)	0
18/19 Contracted orthodontic activity (UOA)	1,020
Carry forward orthodontic activity (UOA)	0
Baseline contract value	£972,213.62

ACCESS*

Patients seen in 24 months	Total	Change since previous quarter
Quarter ending December 2017	9,370	
Quarter ending March 2018	9,388	→
Quarter ending June 2018	9,248	↓
Quarter ending September 2018	9,183	→
Quarter ending December 2018	9,121	→
Variance since December 2017	(2.7%)	↓



ACTIVITY



Month	Adjusted Scheduled Activity (UDA)	
	2018	2019
April	808	953
May	3,236	2,385
June	5,247	3,724
July	8,453	5,947
August	10,410	7,512
September	12,677	9,044
October	14,872	11,055
November	17,280	12,838
December	18,997	14,089
January	20,841	
February	21,959	
March	23,542	
April	24,066	
May	24,067	
June	24,067	

QUALITY

	Quantity	Base Number	Contract	AT	Region	England
% of FP17s for the same patient ID Re-attending within 3 months - Children	102	2,253	4.5%	10.1%	11.6%	11.8%
% of FP17s for the same patient ID Re-attending within 3 months - Adults	643	6,204	10.4%	14.0%	15.1%	15.6%
% of FP17s for the same patient ID Re-attending between 3 & 9 months - Children	1,339	2,253	59.4%	62.0%	59.9%	58.8%
% of FP17s for the same patient ID Re-attending between 3 & 9 months - Adults	3,013	6,204	48.6%	55.1%	52.0%	51.0%
% of FP17s for Band 1 Urgent Courses	370	8,169	4.5%	6.8%	8.0%	9.0%
% of FP17s Relating to Free Repair or Replacements	61	8,169	0.7%	0.8%	0.8%	0.8%
% of FP17s Relating to Continuations	126	8,169	1.5%	1.1%	0.9%	0.9%
% of Patients satisfied with the dentistry they have received	4	4	N/A	92.0%	93.6%	93.2%
% of Patients satisfied with the time they had to wait for an appointment	4	4	N/A	87.2%	88.6%	88.3%

* This is based on patients treated on this contract for their most recent course of treatment. Figures in italics indicate the base number of FP17s or Patient Questionnaire responses are less than 100. N/A is shown where the base number of responses is less than 10 during the period. % is calculated as Quantity/Base number*100

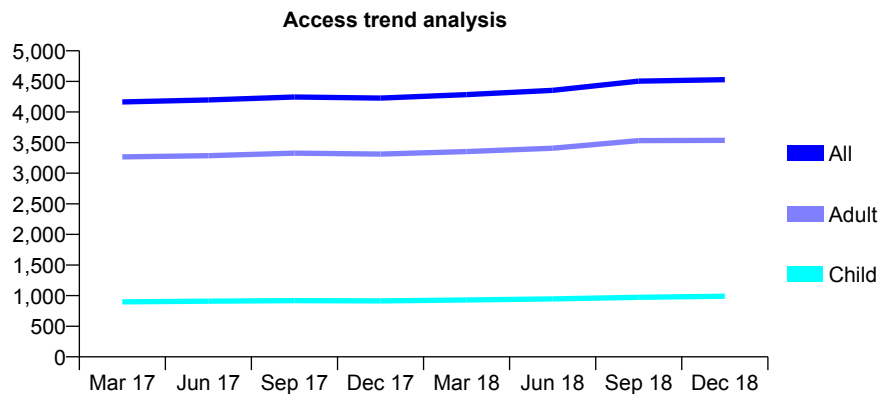
Q55 - Vital Signs At a Glance Contract Report for 183881/0001 - December 2018

Name or company name	Southwell Dental Care
Contract type name	GDS Contract
Purpose of contract	General
Contract start date	28/11/2014
Contract end date	

18/19 Contracted general activity (UDA)	12,473
Carry forward general activity (UDA)	0
18/19 Contracted orthodontic activity (UOA)	0
Carry forward orthodontic activity (UOA)	0
Baseline contract value	£322,298.96

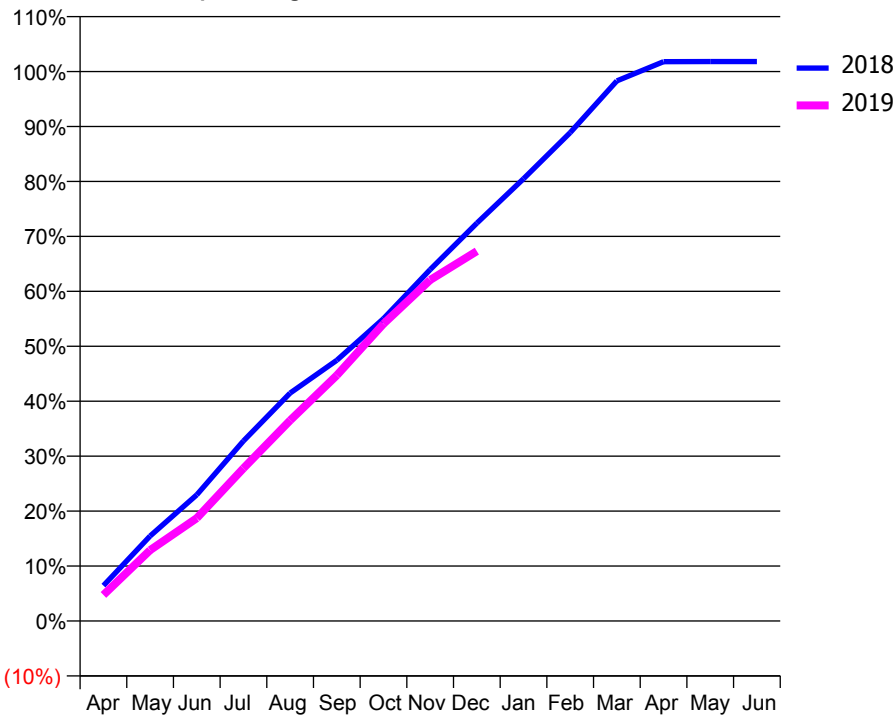
ACCESS*

Patients seen in 24 months	Total	Change since previous quarter
Quarter ending December 2017	4,227	
Quarter ending March 2018	4,284	→
Quarter ending June 2018	4,355	→
Quarter ending September 2018	4,505	↑
Quarter ending December 2018	4,528	→
Variance since December 2017	7.1%	↑



ACTIVITY

Cumulative percentage of contracted UDA delivered 2018 & 2019



Month	Adjusted Scheduled Activity (UDA)	
	2018	2019
April	775	592
May	1,861	1,608
June	2,760	2,334
July	3,941	3,466
August	4,988	4,554
September	5,706	5,578
October	6,617	6,744
November	7,689	7,740
December	8,704	8,396
January	9,676	
February	10,686	
March	11,818	
April	12,237	
May	12,242	
June	12,242	

QUALITY

	Quantity	Base Number	Contract	AT	Region	England
% of FP17s for the same patient ID Re-attending within 3 months - Children	39	1,291	3.0%	10.1%	11.6%	11.8%
% of FP17s for the same patient ID Re-attending within 3 months - Adults	256	4,420	5.8%	14.0%	15.1%	15.6%
% of FP17s for the same patient ID Re-attending between 3 & 9 months - Children	815	1,291	63.1%	62.0%	59.9%	58.8%
% of FP17s for the same patient ID Re-attending between 3 & 9 months - Adults	2,600	4,420	58.8%	55.1%	52.0%	51.0%
% of FP17s for Band 1 Urgent Courses	117	5,481	2.1%	6.8%	8.0%	9.0%
% of FP17s Relating to Free Repair or Replacements	49	5,481	0.9%	0.8%	0.8%	0.8%
% of FP17s Relating to Continuations	6	5,481	0.1%	1.1%	0.9%	0.9%
% of Patients satisfied with the dentistry they have received	3	3	N/A	92.0%	93.6%	93.2%
% of Patients satisfied with the time they had to wait for an appointment	3	3	N/A	87.2%	88.6%	88.3%

* This is based on patients treated on this contract for their most recent course of treatment. Figures in italics indicate the base number of FP17s or Patient Questionnaire responses are less than 100. N/A is shown where the base number of responses is less than 10 during the period. % is calculated as Quantity/Base number*100

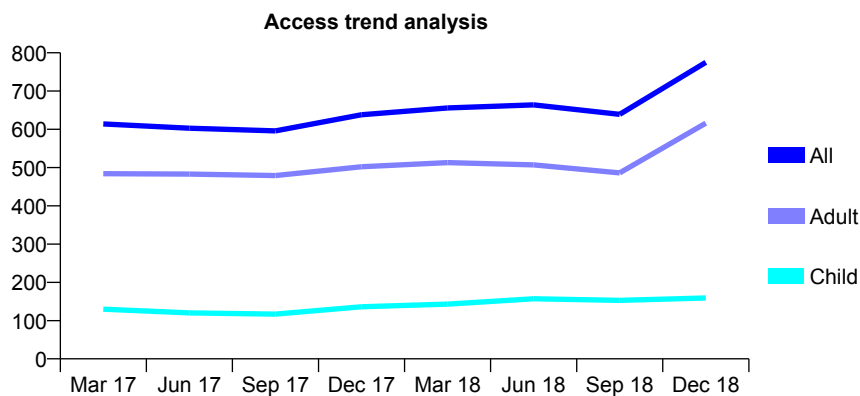
Q55 - Vital Signs At a Glance Contract Report for 183881/0002 - December 2018

Name or company name	Southwell Dental Care
Contract type name	GDS Contract
Purpose of contract	General
Contract start date	28/11/2014
Contract end date	

18/19 Contracted general activity (UDA)	2,532
Carry forward general activity (UDA)	0
18/19 Contracted orthodontic activity (UOA)	0
Carry forward orthodontic activity (UOA)	0
Baseline contract value	£54,665.98

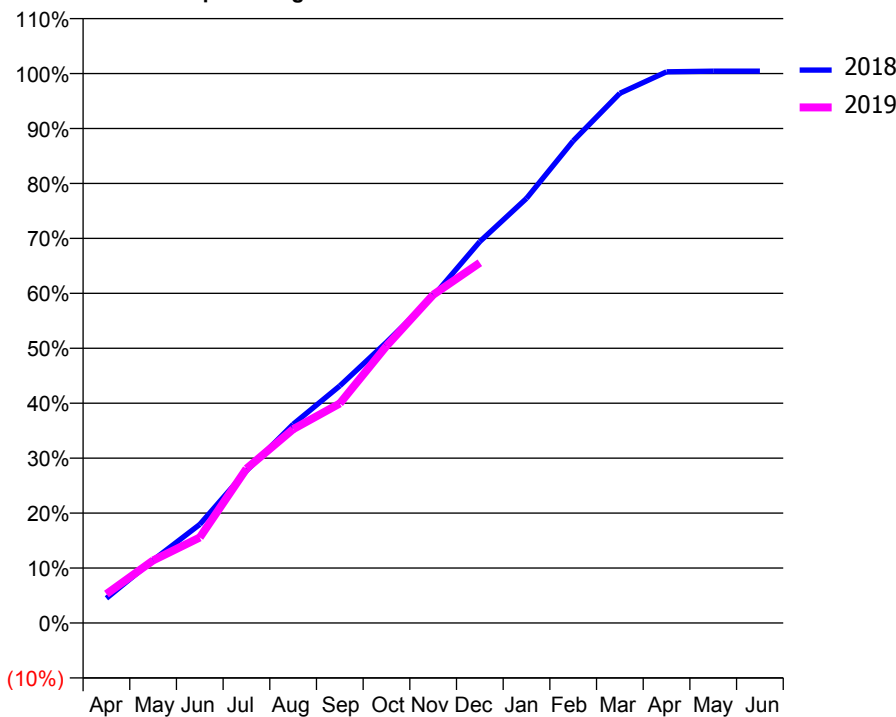
ACCESS*

Patients seen in 24 months	Total	Change since previous quarter
Quarter ending December 2017	638	
Quarter ending March 2018	656	↑
Quarter ending June 2018	664	→
Quarter ending September 2018	639	↓
Quarter ending December 2018	775	↑
Variance since December 2017	21.5%	↑



ACTIVITY

Cumulative percentage of contracted UDA delivered 2018 & 2019



Month	Adjusted Scheduled Activity (UDA)	
	2018	2019
April	114	133
May	290	288
June	454	394
July	701	711
August	916	893
September	1,093	1,011
October	1,294	1,276
November	1,505	1,513
December	1,758	1,660
January	1,957	
February	2,221	
March	2,441	
April	2,540	
May	2,543	
June	2,543	

QUALITY

	Quantity	Base Number	Contract	AT	Region	England
% of FP17s for the same patient ID Re-attending within 3 months - Children	2	221	0.9%	10.1%	11.6%	11.8%
% of FP17s for the same patient ID Re-attending within 3 months - Adults	12	787	1.5%	14.0%	15.1%	15.6%
% of FP17s for the same patient ID Re-attending between 3 & 9 months - Children	20	221	9.0%	62.0%	59.9%	58.8%
% of FP17s for the same patient ID Re-attending between 3 & 9 months - Adults	48	787	6.1%	55.1%	52.0%	51.0%
% of FP17s for Band 1 Urgent Courses	57	955	6.0%	6.8%	8.0%	9.0%
% of FP17s Relating to Free Repair or Replacements	24	955	2.5%	0.8%	0.8%	0.8%
% of FP17s Relating to Continuations	1	955	0.1%	1.1%	0.9%	0.9%
% of Patients satisfied with the dentistry they have received	1	1	N/A	92.0%	93.6%	93.2%
% of Patients satisfied with the time they had to wait for an appointment	1	1	N/A	87.2%	88.6%	88.3%

* This is based on patients treated on this contract for their most recent course of treatment. Figures in italics indicate the base number of FP17s or Patient Questionnaire responses are less than 100. N/A is shown where the base number of responses is less than 10 during the period. % is calculated as Quantity/Base number*100

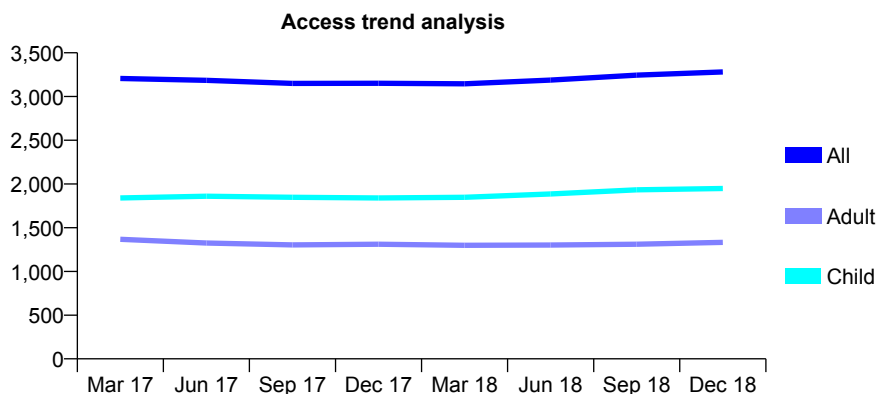
Q55 - Vital Signs At a Glance Contract Report for 183938/0001 - December 2018

Name or company name	The Arnold Dental Centre
Contract type name	GDS Contract
Purpose of contract	General
Contract start date	01/06/2010
Contract end date	

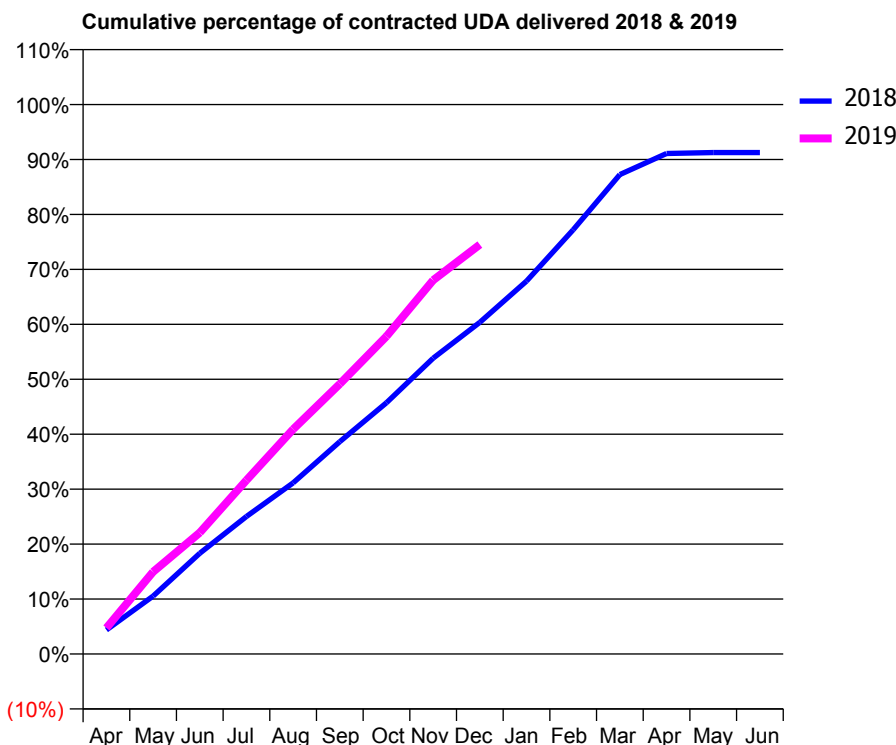
18/19 Contracted general activity (UDA)	10,000
Carry forward general activity (UDA)	0
18/19 Contracted orthodontic activity (UOA)	0
Carry forward orthodontic activity (UOA)	0
Baseline contract value	£232,159.22

ACCESS*

Patients seen in 24 months	Total	Change since previous quarter
Quarter ending December 2017	3,151	
Quarter ending March 2018	3,146	→
Quarter ending June 2018	3,188	→
Quarter ending September 2018	3,244	→
Quarter ending December 2018	3,281	→
Variance since December 2017	4.1%	↑



ACTIVITY



Month	Adjusted Scheduled Activity (UDA)	
	2018	2019
April	438	474
May	1,055	1,495
June	1,832	2,209
July	2,503	3,164
August	3,115	4,090
September	3,863	4,914
October	4,574	5,781
November	5,384	6,803
December	6,036	7,450
January	6,786	
February	7,721	
March	8,726	
April	9,108	
May	9,125	
June	9,125	

QUALITY

	Quantity	Base Number	Contract	AT	Region	England
% of FP17s for the same patient ID Re-attending within 3 months - Children	200	2,493	8.0%	10.1%	11.6%	11.8%
% of FP17s for the same patient ID Re-attending within 3 months - Adults	354	1,518	23.3%	14.0%	15.1%	15.6%
% of FP17s for the same patient ID Re-attending between 3 & 9 months - Children	1,723	2,493	69.1%	62.0%	59.9%	58.8%
% of FP17s for the same patient ID Re-attending between 3 & 9 months - Adults	798	1,518	52.6%	55.1%	52.0%	51.0%
% of FP17s for Band 1 Urgent Courses	265	3,807	7.0%	6.8%	8.0%	9.0%
% of FP17s Relating to Free Repair or Replacements	0	3,807	0.0%	0.8%	0.8%	0.8%
% of FP17s Relating to Continuations	0	3,807	0.0%	1.1%	0.9%	0.9%
% of Patients satisfied with the dentistry they have received	0	0	N/A	92.0%	93.6%	93.2%
% of Patients satisfied with the time they had to wait for an appointment	0	0	N/A	87.2%	88.6%	88.3%

* This is based on patients treated on this contract for their most recent course of treatment. Figures in italics indicate the base number of FP17s or Patient Questionnaire responses are less than 100. N/A is shown where the base number of responses is less than 10 during the period. % is calculated as Quantity/Base number*100

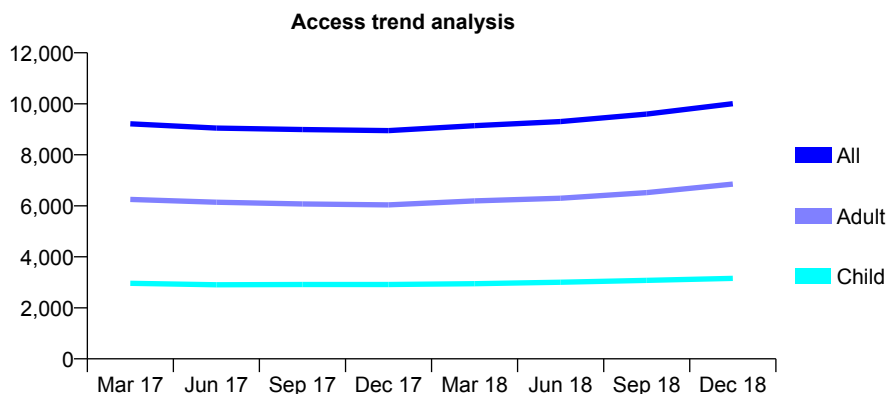
Q55 - Vital Signs At a Glance Contract Report for 187771/0001 - December 2018

Name or company name	The Oakwood Dental Centre Ltd
Contract type name	GDS Contract
Purpose of contract	General
Contract start date	01/04/2014
Contract end date	

18/19 Contracted general activity (UDA)	26,844
Carry forward general activity (UDA)	610
18/19 Contracted orthodontic activity (UOA)	0
Carry forward orthodontic activity (UOA)	0
Baseline contract value	£805,083.76

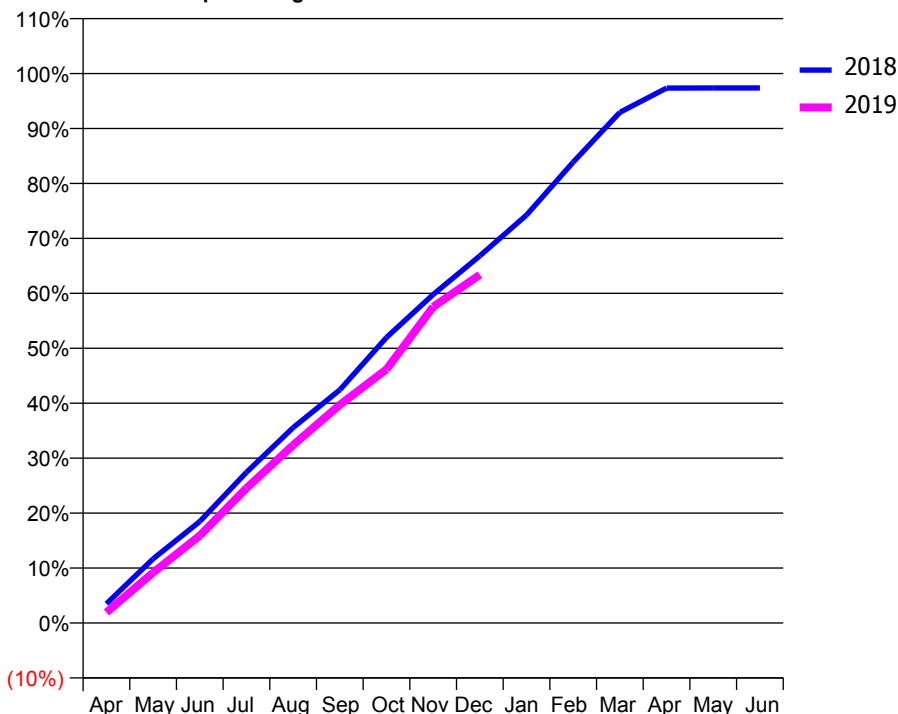
ACCESS*

Patients seen in 24 months	Total	Change since previous quarter
Quarter ending December 2017	8,950	
Quarter ending March 2018	9,143	↑
Quarter ending June 2018	9,302	→
Quarter ending September 2018	9,596	↑
Quarter ending December 2018	10,006	↑
Variance since December 2017	11.8%	↑



ACTIVITY

Cumulative percentage of contracted UDA delivered 2018 & 2019



Month	Adjusted Scheduled Activity (UDA)	
	2018	2019
April	837	519
May	2,788	2,467
June	4,404	4,268
July	6,544	6,591
August	8,481	8,691
September	10,115	10,662
October	12,389	12,392
November	14,252	15,445
December	15,930	17,014
January	17,702	
February	20,000	
March	22,156	
April	23,213	
May	23,220	
June	23,217	

QUALITY

	Quantity	Base Number	Contract	AT	Region	England
% of FP17s for the same patient ID Re-attending within 3 months - Children	178	3,586	5.0%	10.1%	11.6%	11.8%
% of FP17s for the same patient ID Re-attending within 3 months - Adults	594	6,948	8.5%	14.0%	15.1%	15.6%
% of FP17s for the same patient ID Re-attending between 3 & 9 months - Children	2,097	3,586	58.5%	62.0%	59.9%	58.8%
% of FP17s for the same patient ID Re-attending between 3 & 9 months - Adults	3,450	6,948	49.7%	55.1%	52.0%	51.0%
% of FP17s for Band 1 Urgent Courses	451	9,918	4.5%	6.8%	8.0%	9.0%
% of FP17s Relating to Free Repair or Replacements	11	9,918	0.1%	0.8%	0.8%	0.8%
% of FP17s Relating to Continuations	36	9,918	0.4%	1.1%	0.9%	0.9%
% of Patients satisfied with the dentistry they have received	8	8	N/A	92.0%	93.6%	93.2%
% of Patients satisfied with the time they had to wait for an appointment	7	8	N/A	87.2%	88.6%	88.3%

* This is based on patients treated on this contract for their most recent course of treatment. Figures in italics indicate the base number of FP17s or Patient Questionnaire responses are less than 100. N/A is shown where the base number of responses is less than 10 during the period. % is calculated as Quantity/Base number*100

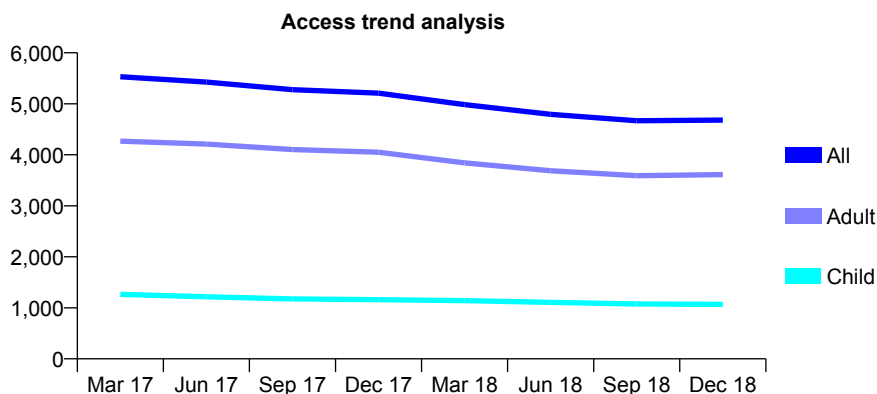
Q55 - Vital Signs At a Glance Contract Report for 191027/0001 - December 2018

Name or company name	Mansfield Dental Practice Limited
Contract type name	GDS Contract
Purpose of contract	General
Contract start date	01/12/2011
Contract end date	

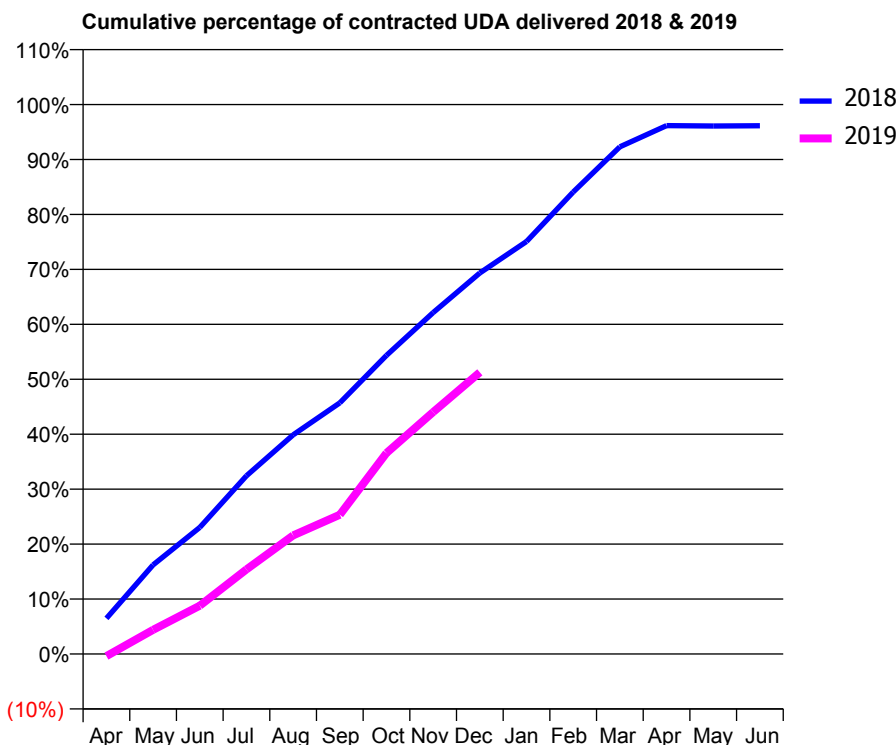
18/19 Contracted general activity (UDA)	15,700
Carry forward general activity (UDA)	595
18/19 Contracted orthodontic activity (UOA)	0
Carry forward orthodontic activity (UOA)	0
Baseline contract value	£363,731.26

ACCESS*

Patients seen in 24 months	Total	Change since previous quarter
Quarter ending December 2017	5,210	
Quarter ending March 2018	4,985	↓
Quarter ending June 2018	4,794	↓
Quarter ending September 2018	4,668	↓
Quarter ending December 2018	4,682	→
Variance since December 2017	(10.1%)	↓



ACTIVITY



Month	Adjusted Scheduled Activity (UDA)	
	2018	2019
April	1,020	-63
May	2,548	692
June	3,617	1,380
July	5,091	2,416
August	6,260	3,389
September	7,178	3,979
October	8,533	5,743
November	9,755	6,914
December	10,887	8,048
January	11,786	
February	13,198	
March	14,492	
April	15,097	
May	15,084	
June	15,092	

QUALITY

	Quantity	Base Number	Contract	AT	Region	England
% of FP17s for the same patient ID Re-attending within 3 months - Children	51	1,188	4.3%	10.1%	11.6%	11.8%
% of FP17s for the same patient ID Re-attending within 3 months - Adults	355	3,847	9.2%	14.0%	15.1%	15.6%
% of FP17s for the same patient ID Re-attending between 3 & 9 months - Children	712	1,188	59.9%	62.0%	59.9%	58.8%
% of FP17s for the same patient ID Re-attending between 3 & 9 months - Adults	2,434	3,847	63.3%	55.1%	52.0%	51.0%
% of FP17s for Band 1 Urgent Courses	361	4,755	7.6%	6.8%	8.0%	9.0%
% of FP17s Relating to Free Repair or Replacements	19	4,755	0.4%	0.8%	0.8%	0.8%
% of FP17s Relating to Continuations	15	4,755	0.3%	1.1%	0.9%	0.9%
% of Patients satisfied with the dentistry they have received	1	1	N/A	92.0%	93.6%	93.2%
% of Patients satisfied with the time they had to wait for an appointment	1	1	N/A	87.2%	88.6%	88.3%

* This is based on patients treated on this contract for their most recent course of treatment. Figures in italics indicate the base number of FP17s or Patient Questionnaire responses are less than 100. N/A is shown where the base number of responses is less than 10 during the period. % is calculated as Quantity/Base number*100

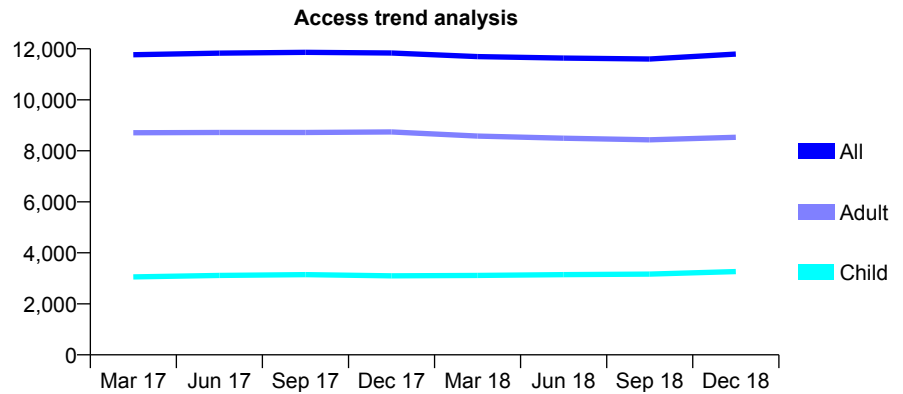
Q55 - Vital Signs At a Glance Contract Report for 191310/0002 - December 2018

Name or company name	East Midlands Community Dental Ass. Ltd.
Contract type name	GDS Contract
Purpose of contract	General
Contract start date	04/12/2006
Contract end date	

18/19 Contracted general activity (UDA)	32,179
Carry forward general activity (UDA)	-572
18/19 Contracted orthodontic activity (UOA)	0
Carry forward orthodontic activity (UOA)	0
Baseline contract value	£938,283.55

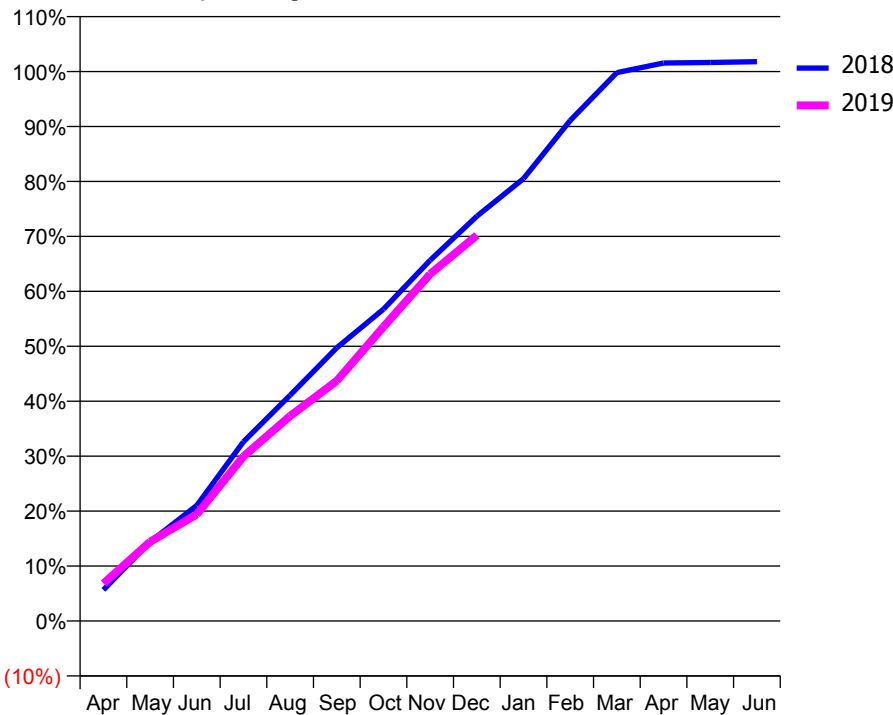
ACCESS*

Patients seen in 24 months	Total	Change since previous quarter
Quarter ending December 2017	11,837	
Quarter ending March 2018	11,694	↓
Quarter ending June 2018	11,637	→
Quarter ending September 2018	11,599	→
Quarter ending December 2018	11,796	→
Variance since December 2017	(0.3%)	→



ACTIVITY

Cumulative percentage of contracted UDA delivered 2018 & 2019



Month	Adjusted Scheduled Activity (UDA)	
	2018	2019
April	1,817	2,195
May	4,618	4,646
June	6,738	6,242
July	10,453	9,643
August	13,159	12,004
September	15,931	14,071
October	18,176	17,234
November	21,029	20,322
December	23,595	22,588
January	25,784	
February	29,177	
March	31,966	
April	32,526	
May	32,555	
June	32,601	

QUALITY

	Quantity	Base Number	Contract	AT	Region	England
% of FP17s for the same patient ID Re-attending within 3 months - Children	213	3,459	6.2%	10.1%	11.6%	11.8%
% of FP17s for the same patient ID Re-attending within 3 months - Adults	1,090	8,428	12.9%	14.0%	15.1%	15.6%
% of FP17s for the same patient ID Re-attending between 3 & 9 months - Children	1,888	3,459	54.6%	62.0%	59.9%	58.8%
% of FP17s for the same patient ID Re-attending between 3 & 9 months - Adults	4,276	8,428	50.7%	55.1%	52.0%	51.0%
% of FP17s for Band 1 Urgent Courses	605	10,851	5.6%	6.8%	8.0%	9.0%
% of FP17s Relating to Free Repair or Replacements	110	10,851	1.0%	0.8%	0.8%	0.8%
% of FP17s Relating to Continuations	144	10,851	1.3%	1.1%	0.9%	0.9%
% of Patients satisfied with the dentistry they have received	7	8	N/A	92.0%	93.6%	93.2%
% of Patients satisfied with the time they had to wait for an appointment	8	8	N/A	87.2%	88.6%	88.3%

* This is based on patients treated on this contract for their most recent course of treatment. Figures in italics indicate the base number of FP17s or Patient Questionnaire responses are less than 100. N/A is shown where the base number of responses is less than 10 during the period. % is calculated as Quantity/Base number*100

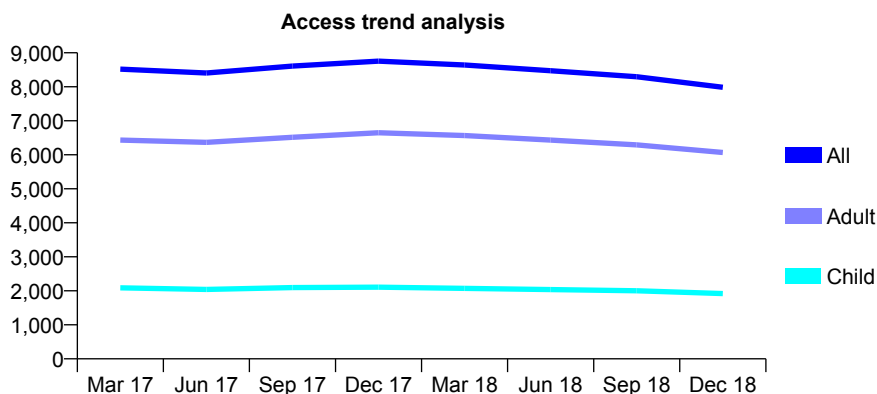
Q55 - Vital Signs At a Glance Contract Report for 192597/0005 - December 2018

Name or company name	DM and LJ Jordan Limited
Contract type name	GDS Contract
Purpose of contract	General
Contract start date	01/01/2015
Contract end date	

18/19 Contracted general activity (UDA)	23,314
Carry forward general activity (UDA)	0
18/19 Contracted orthodontic activity (UOA)	0
Carry forward orthodontic activity (UOA)	0
Baseline contract value	£632,979.84

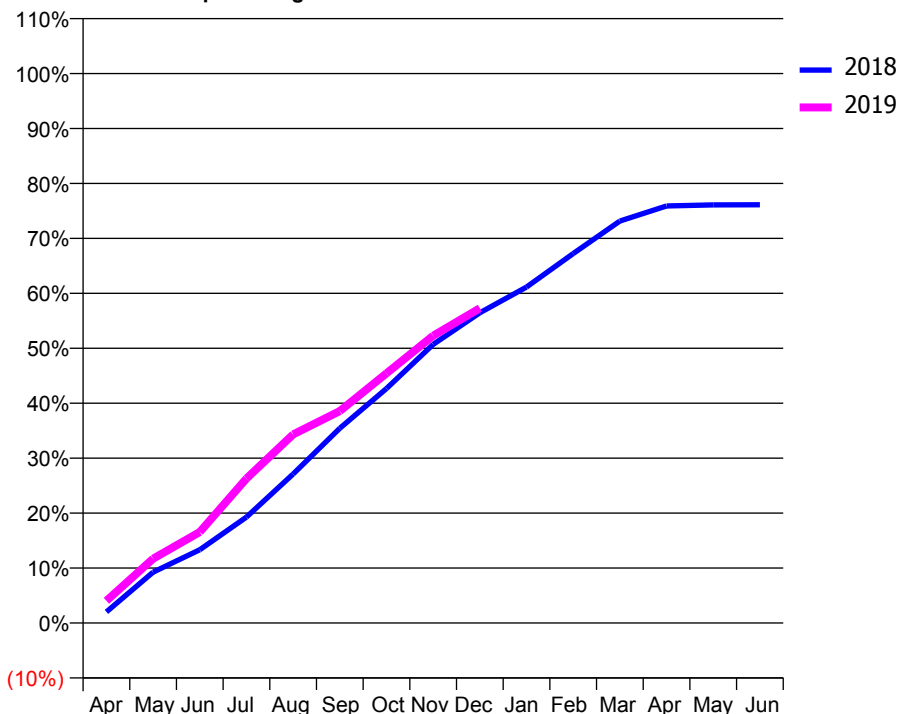
ACCESS*

Patients seen in 24 months	Total	Change since previous quarter
Quarter ending December 2017	8,755	
Quarter ending March 2018	8,642	↓
Quarter ending June 2018	8,473	↓
Quarter ending September 2018	8,295	↓
Quarter ending December 2018	7,987	↓
Variance since December 2017	(8.8%)	↓



ACTIVITY

Cumulative percentage of contracted UDA delivered 2018 & 2019



Month	Adjusted Scheduled Activity (UDA)	
	2018	2019
April	471	943
May	2,161	2,729
June	3,109	3,860
July	4,496	6,131
August	6,321	8,005
September	8,262	8,991
October	9,946	10,594
November	11,822	12,189
December	13,160	13,355
January	14,256	
February	15,676	
March	17,057	
April	17,694	
May	17,741	
June	17,746	

QUALITY

	Quantity	Base Number	Contract	AT	Region	England
% of FP17s for the same patient ID Re-attending within 3 months - Children	89	1,997	4.5%	10.1%	11.6%	11.8%
% of FP17s for the same patient ID Re-attending within 3 months - Adults	391	5,694	6.9%	14.0%	15.1%	15.6%
% of FP17s for the same patient ID Re-attending between 3 & 9 months - Children	1,165	1,997	58.3%	62.0%	59.9%	58.8%
% of FP17s for the same patient ID Re-attending between 3 & 9 months - Adults	3,242	5,694	56.9%	55.1%	52.0%	51.0%
% of FP17s for Band 1 Urgent Courses	705	7,356	9.6%	6.8%	8.0%	9.0%
% of FP17s Relating to Free Repair or Replacements	28	7,356	0.4%	0.8%	0.8%	0.8%
% of FP17s Relating to Continuations	64	7,356	0.9%	1.1%	0.9%	0.9%
% of Patients satisfied with the dentistry they have received	0	0	N/A	92.0%	93.6%	93.2%
% of Patients satisfied with the time they had to wait for an appointment	0	0	N/A	87.2%	88.6%	88.3%

* This is based on patients treated on this contract for their most recent course of treatment. Figures in italics indicate the base number of FP17s or Patient Questionnaire responses are less than 100. N/A is shown where the base number of responses is less than 10 during the period. % is calculated as Quantity/Base number*100

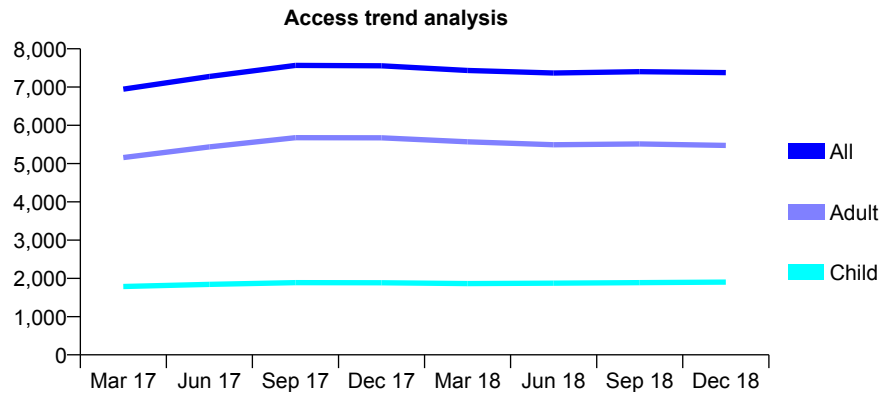
Q55 - Vital Signs At a Glance Contract Report for 193437/0001 - December 2018

Name or company name	Risley Hill Dental
Contract type name	GDS Contract
Purpose of contract	General and Orthodontic
Contract start date	29/09/2015
Contract end date	

18/19 Contracted general activity (UDA)	21,464
Carry forward general activity (UDA)	0
18/19 Contracted orthodontic activity (UOA)	1,019
Carry forward orthodontic activity (UOA)	0
Baseline contract value	£825,731.38

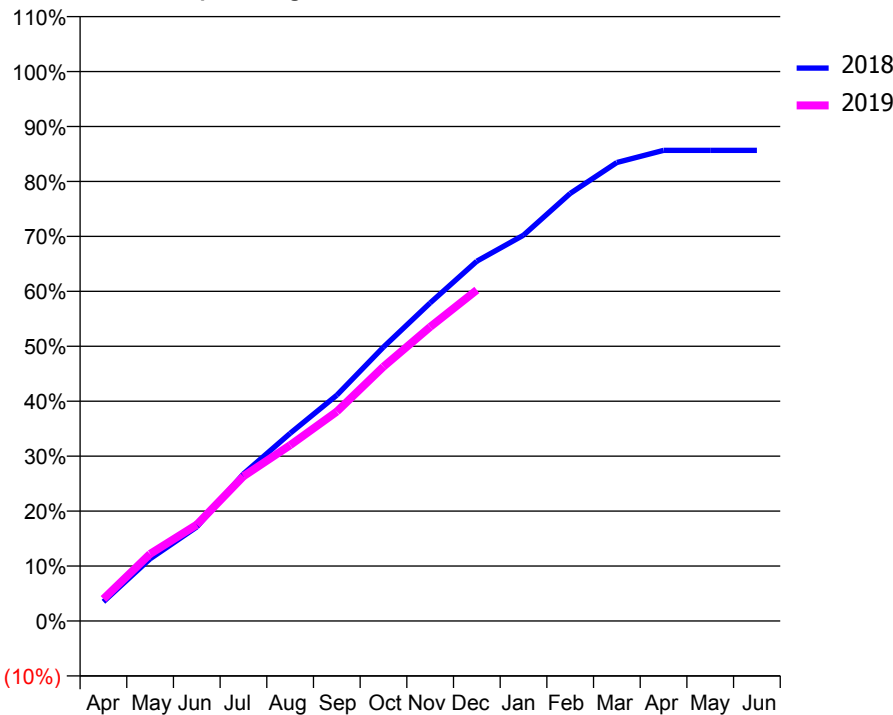
ACCESS*

Patients seen in 24 months	Total	Change since previous quarter
Quarter ending December 2017	7,557	
Quarter ending March 2018	7,434	↓
Quarter ending June 2018	7,367	→
Quarter ending September 2018	7,401	→
Quarter ending December 2018	7,378	→
Variance since December 2017	(2.4%)	↓



ACTIVITY

Cumulative percentage of contracted UDA delivered 2018 & 2019



Month	Adjusted Scheduled Activity (UDA)	
	2018	2019
April	754	863
May	2,430	2,623
June	3,675	3,765
July	5,747	5,652
August	7,331	6,870
September	8,820	8,178
October	10,700	9,937
November	12,423	11,486
December	14,053	12,932
January	15,074	
February	16,700	
March	17,908	
April	18,386	
May	18,385	
June	18,385	

QUALITY

	Quantity	Base Number	Contract	AT	Region	England
% of FP17s for the same patient ID Re-attending within 3 months - Children	116	2,201	5.3%	10.1%	11.6%	11.8%
% of FP17s for the same patient ID Re-attending within 3 months - Adults	401	5,497	7.3%	14.0%	15.1%	15.6%
% of FP17s for the same patient ID Re-attending between 3 & 9 months - Children	1,443	2,201	65.6%	62.0%	59.9%	58.8%
% of FP17s for the same patient ID Re-attending between 3 & 9 months - Adults	3,332	5,497	60.6%	55.1%	52.0%	51.0%
% of FP17s for Band 1 Urgent Courses	224	7,444	3.0%	6.8%	8.0%	9.0%
% of FP17s Relating to Free Repair or Replacements	67	7,444	0.9%	0.8%	0.8%	0.8%
% of FP17s Relating to Continuations	76	7,444	1.0%	1.1%	0.9%	0.9%
% of Patients satisfied with the dentistry they have received	2	2	N/A	92.0%	93.6%	93.2%
% of Patients satisfied with the time they had to wait for an appointment	2	2	N/A	87.2%	88.6%	88.3%

* This is based on patients treated on this contract for their most recent course of treatment. Figures in italics indicate the base number of FP17s or Patient Questionnaire responses are less than 100. N/A is shown where the base number of responses is less than 10 during the period. % is calculated as Quantity/Base number*100

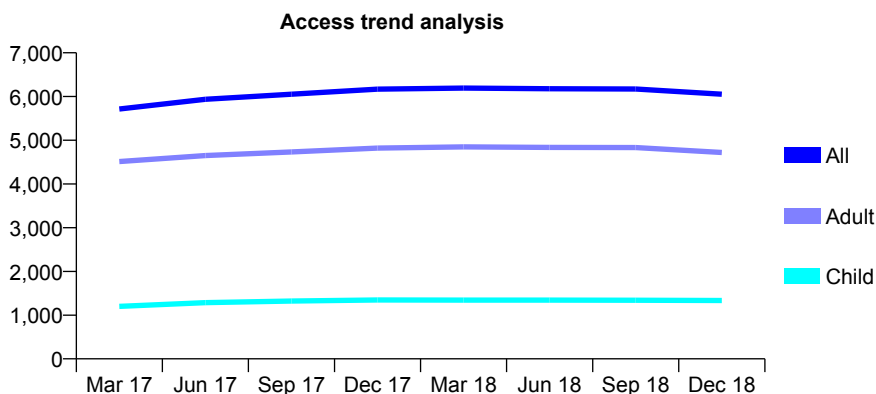
Q55 - Vital Signs At a Glance Contract Report for 193917/0001 - December 2018

Name or company name	Hall and Purchase
Contract type name	GDS Contract
Purpose of contract	General
Contract start date	01/02/2011
Contract end date	

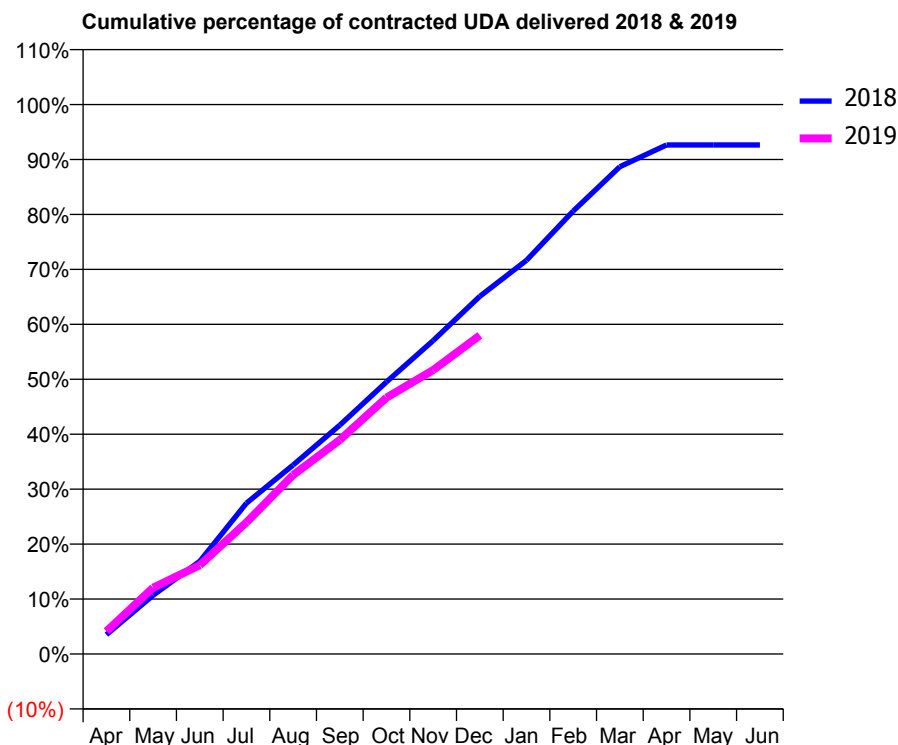
18/19 Contracted general activity (UDA)	16,000
Carry forward general activity (UDA)	0
18/19 Contracted orthodontic activity (UOA)	0
Carry forward orthodontic activity (UOA)	0
Baseline contract value	£431,338.84

ACCESS*

Patients seen in 24 months	Total	Change since previous quarter
Quarter ending December 2017	6,169	
Quarter ending March 2018	6,193	→
Quarter ending June 2018	6,178	→
Quarter ending September 2018	6,171	→
Quarter ending December 2018	6,054	↓
Variance since December 2017	(1.9%)	↓



ACTIVITY



Month	Adjusted Scheduled Activity (UDA)	
	2018	2019
April	567	660
May	1,709	1,932
June	2,699	2,589
July	4,394	3,834
August	5,502	5,212
September	6,663	6,232
October	7,924	7,465
November	9,126	8,268
December	10,414	9,278
January	11,465	
February	12,897	
March	14,191	
April	14,823	
May	14,821	
June	14,822	

QUALITY

	Quantity	Base Number	Contract	AT	Region	England
% of FP17s for the same patient ID Re-attending within 3 months - Children	111	1,467	7.6%	10.1%	11.6%	11.8%
% of FP17s for the same patient ID Re-attending within 3 months - Adults	844	4,784	17.6%	14.0%	15.1%	15.6%
% of FP17s for the same patient ID Re-attending between 3 & 9 months - Children	981	1,467	66.9%	62.0%	59.9%	58.8%
% of FP17s for the same patient ID Re-attending between 3 & 9 months - Adults	2,444	4,784	51.1%	55.1%	52.0%	51.0%
% of FP17s for Band 1 Urgent Courses	643	5,921	10.9%	6.8%	8.0%	9.0%
% of FP17s Relating to Free Repair or Replacements	14	5,921	0.2%	0.8%	0.8%	0.8%
% of FP17s Relating to Continuations	76	5,921	1.3%	1.1%	0.9%	0.9%
% of Patients satisfied with the dentistry they have received	2	3	N/A	92.0%	93.6%	93.2%
% of Patients satisfied with the time they had to wait for an appointment	2	3	N/A	87.2%	88.6%	88.3%

* This is based on patients treated on this contract for their most recent course of treatment. Figures in italics indicate the base number of FP17s or Patient Questionnaire responses are less than 100. N/A is shown where the base number of responses is less than 10 during the period. % is calculated as Quantity/Base number*100

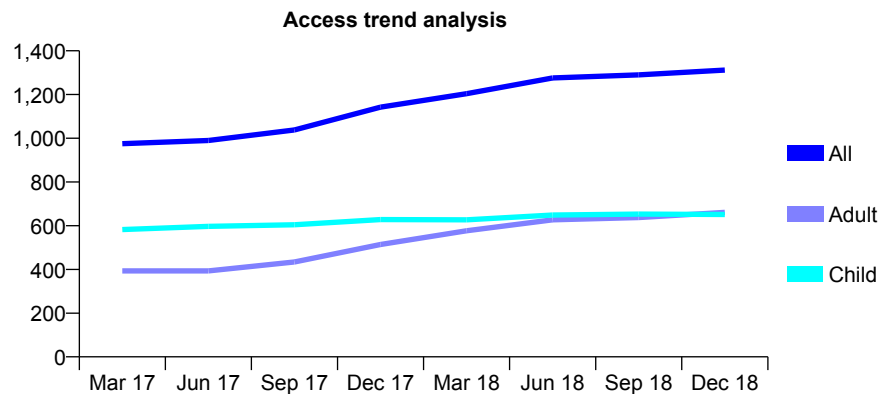
Q55 - Vital Signs At a Glance Contract Report for 197505/0001 - December 2018

Name or company name	Bridgford Dental Practice
Contract type name	GDS Contract
Purpose of contract	General
Contract start date	01/04/2013
Contract end date	

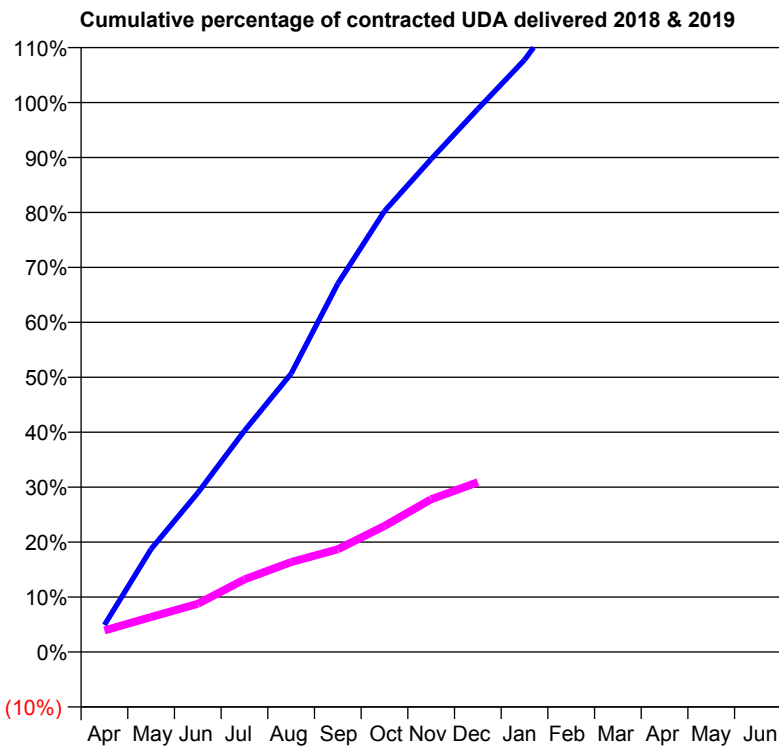
18/19 Contracted general activity (UDA)	3,081
Carry forward general activity (UDA)	-22
18/19 Contracted orthodontic activity (UOA)	0
Carry forward orthodontic activity (UOA)	0
Baseline contract value	£75,904.26

ACCESS*

Patients seen in 24 months	Total	Change since previous quarter
Quarter ending December 2017	1,142	
Quarter ending March 2018	1,204	↑
Quarter ending June 2018	1,276	↑
Quarter ending September 2018	1,290	→
Quarter ending December 2018	1,312	→
Variance since December 2017	14.9%	↑



ACTIVITY



Adjusted Scheduled Activity (UDA)		
Month	2018	2019
April	53	121
May	203	196
June	313	271
July	435	407
August	548	505
September	725	576
October	867	707
November	970	856
December	1,068	952
January	1,165	
February	1,289	
March	1,396	
April	1,545	
May	1,546	
June	1,546	

QUALITY

	Quantity	Base Number	Contract	AT	Region	England
% of FP17s for the same patient ID Re-attending within 3 months - Children	51	687	7.4%	10.1%	11.6%	11.8%
% of FP17s for the same patient ID Re-attending within 3 months - Adults	91	687	13.2%	14.0%	15.1%	15.6%
% of FP17s for the same patient ID Re-attending between 3 & 9 months - Children	405	687	59.0%	62.0%	59.9%	58.8%
% of FP17s for the same patient ID Re-attending between 3 & 9 months - Adults	326	687	47.5%	55.1%	52.0%	51.0%
% of FP17s for Band 1 Urgent Courses	48	609	7.9%	6.8%	8.0%	9.0%
% of FP17s Relating to Free Repair or Replacements	7	609	1.1%	0.8%	0.8%	0.8%
% of FP17s Relating to Continuations	1	609	0.2%	1.1%	0.9%	0.9%
% of Patients satisfied with the dentistry they have received	0	0	N/A	92.0%	93.6%	93.2%
% of Patients satisfied with the time they had to wait for an appointment	0	0	N/A	87.2%	88.6%	88.3%

* This is based on patients treated on this contract for their most recent course of treatment. Figures in italics indicate the base number of FP17s or Patient Questionnaire responses are less than 100. N/A is shown where the base number of responses is less than 10 during the period. % is calculated as Quantity/Base number*100

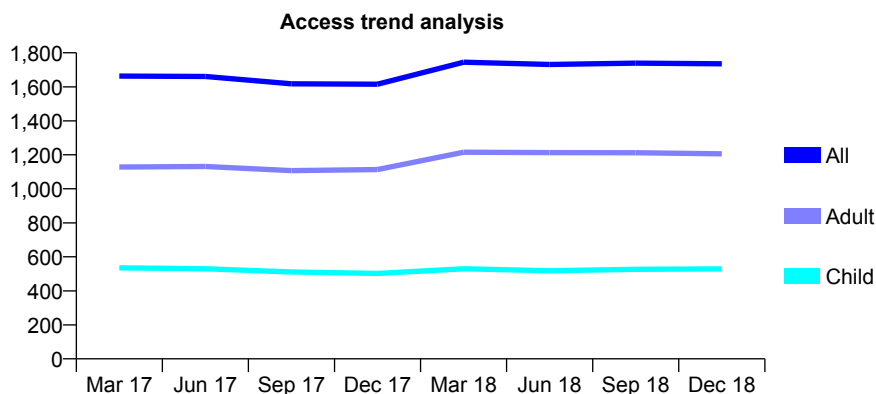
Q55 - Vital Signs At a Glance Contract Report for 197572/0001 - December 2018

Name or company name	Buxton Dental Practice
Contract type name	GDS Contract
Purpose of contract	General and Orthodontic
Contract start date	08/11/2012
Contract end date	

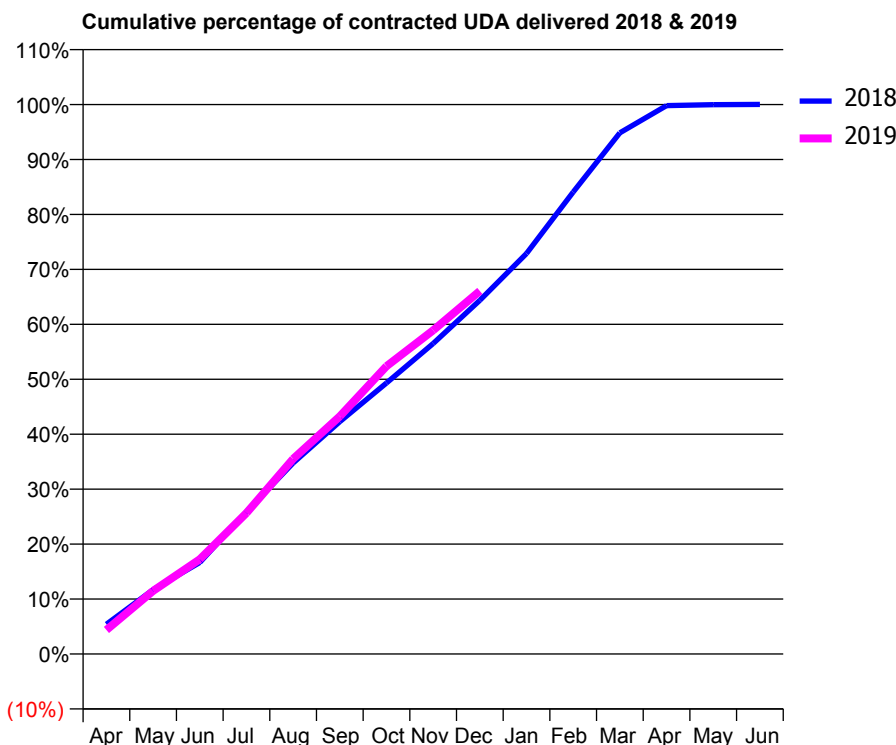
18/19 Contracted general activity (UDA)	4,594
Carry forward general activity (UDA)	-1
18/19 Contracted orthodontic activity (UOA)	167
Carry forward orthodontic activity (UOA)	9
Baseline contract value	£128,515.52

ACCESS*

Patients seen in 24 months	Total	Change since previous quarter
Quarter ending December 2017	1,615	
Quarter ending March 2018	1,745	↑
Quarter ending June 2018	1,731	→
Quarter ending September 2018	1,739	→
Quarter ending December 2018	1,735	→
Variance since December 2017	7.4%	↑



ACTIVITY



Month	Adjusted Scheduled Activity (UDA)	
	2018	2019
April	249	202
May	538	528
June	766	793
July	1,189	1,178
August	1,597	1,631
September	1,942	1,988
October	2,265	2,407
November	2,596	2,706
December	2,958	3,035
January	3,348	
February	3,862	
March	4,357	
April	4,585	
May	4,592	
June	4,595	

QUALITY

	Quantity	Base Number	Contract	AT	Region	England
% of FP17s for the same patient ID Re-attending within 3 months - Children	61	603	10.1%	10.1%	11.6%	11.8%
% of FP17s for the same patient ID Re-attending within 3 months - Adults	157	1,195	13.1%	14.0%	15.1%	15.6%
% of FP17s for the same patient ID Re-attending between 3 & 9 months - Children	389	603	64.5%	62.0%	59.9%	58.8%
% of FP17s for the same patient ID Re-attending between 3 & 9 months - Adults	738	1,195	61.8%	55.1%	52.0%	51.0%
% of FP17s for Band 1 Urgent Courses	150	1,673	9.0%	6.8%	8.0%	9.0%
% of FP17s Relating to Free Repair or Replacements	6	1,673	0.4%	0.8%	0.8%	0.8%
% of FP17s Relating to Continuations	11	1,673	0.7%	1.1%	0.9%	0.9%
% of Patients satisfied with the dentistry they have received	0	0	N/A	92.0%	93.6%	93.2%
% of Patients satisfied with the time they had to wait for an appointment	0	0	N/A	87.2%	88.6%	88.3%

* This is based on patients treated on this contract for their most recent course of treatment. Figures in italics indicate the base number of FP17s or Patient Questionnaire responses are less than 100. N/A is shown where the base number of responses is less than 10 during the period. % is calculated as Quantity/Base number*100

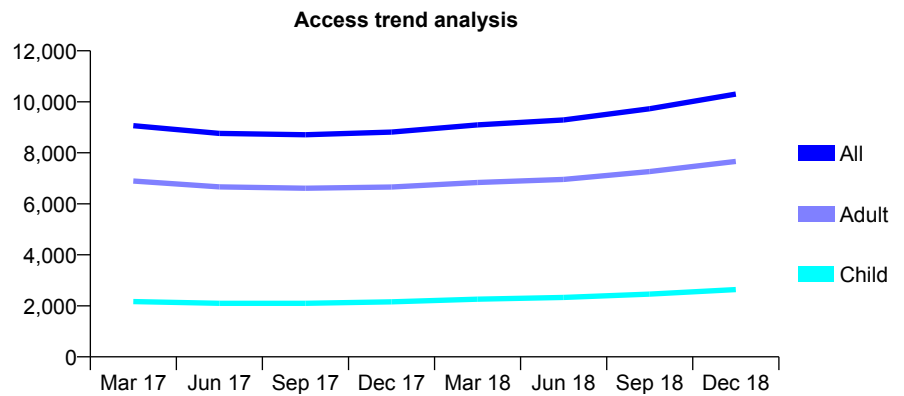
Q55 - Vital Signs At a Glance Contract Report for 198145/0001 - December 2018

Name or company name	The Manor Surgery Limited
Contract type name	GDS Contract
Purpose of contract	General
Contract start date	01/10/2007
Contract end date	

18/19 Contracted general activity (UDA)	35,010
Carry forward general activity (UDA)	0
18/19 Contracted orthodontic activity (UOA)	0
Carry forward orthodontic activity (UOA)	0
Baseline contract value	£892,030.25

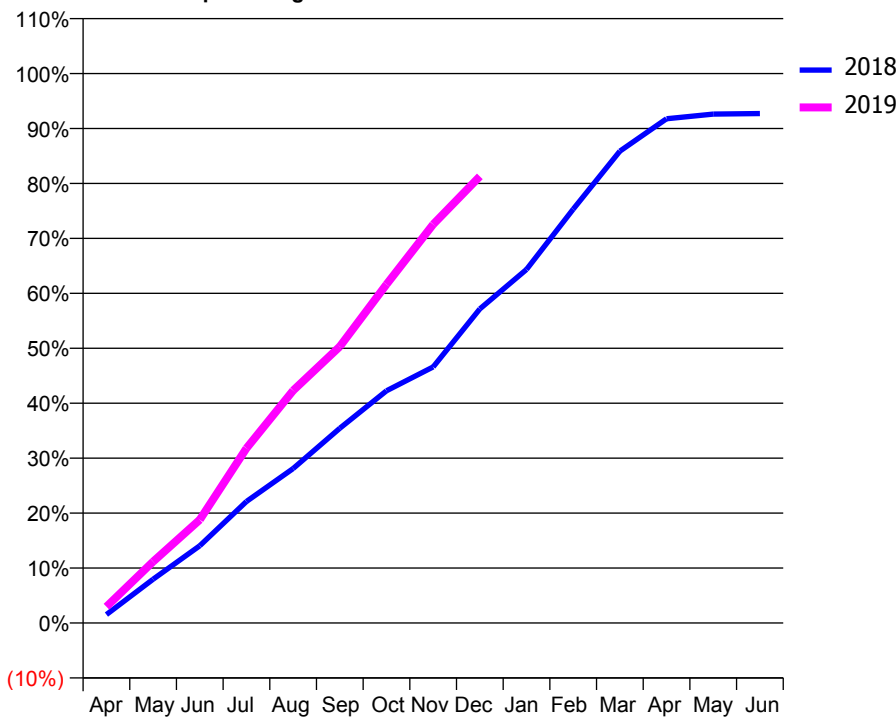
ACCESS*

Patients seen in 24 months	Total	Change since previous quarter
Quarter ending December 2017	8,814	
Quarter ending March 2018	9,096	↑
Quarter ending June 2018	9,289	↑
Quarter ending September 2018	9,728	↑
Quarter ending December 2018	10,302	↑
Variance since December 2017	16.9%	↑



ACTIVITY

Cumulative percentage of contracted UDA delivered 2018 & 2019



Month	Adjusted Scheduled Activity (UDA)	
	2018	2019
April	543	1,040
May	2,794	3,911
June	4,922	6,583
July	7,744	11,135
August	9,847	14,812
September	12,407	17,616
October	14,795	21,574
November	16,319	25,402
December	20,016	28,453
January	22,527	
February	26,370	
March	30,060	
April	32,131	
May	32,423	
June	32,460	

QUALITY

	Quantity	Base Number	Contract	AT	Region	England
% of FP17s for the same patient ID Re-attending within 3 months - Children	332	3,002	11.1%	10.1%	11.6%	11.8%
% of FP17s for the same patient ID Re-attending within 3 months - Adults	1,754	9,755	18.0%	14.0%	15.1%	15.6%
% of FP17s for the same patient ID Re-attending between 3 & 9 months - Children	1,478	3,002	49.2%	62.0%	59.9%	58.8%
% of FP17s for the same patient ID Re-attending between 3 & 9 months - Adults	5,008	9,755	51.3%	55.1%	52.0%	51.0%
% of FP17s for Band 1 Urgent Courses	942	11,923	7.9%	6.8%	8.0%	9.0%
% of FP17s Relating to Free Repair or Replacements	132	11,923	1.1%	0.8%	0.8%	0.8%
% of FP17s Relating to Continuations	282	11,923	2.4%	1.1%	0.9%	0.9%
% of Patients satisfied with the dentistry they have received	4	4	N/A	92.0%	93.6%	93.2%
% of Patients satisfied with the time they had to wait for an appointment	4	4	N/A	87.2%	88.6%	88.3%

* This is based on patients treated on this contract for their most recent course of treatment. Figures in italics indicate the base number of FP17s or Patient Questionnaire responses are less than 100. N/A is shown where the base number of responses is less than 10 during the period. % is calculated as Quantity/Base number*100

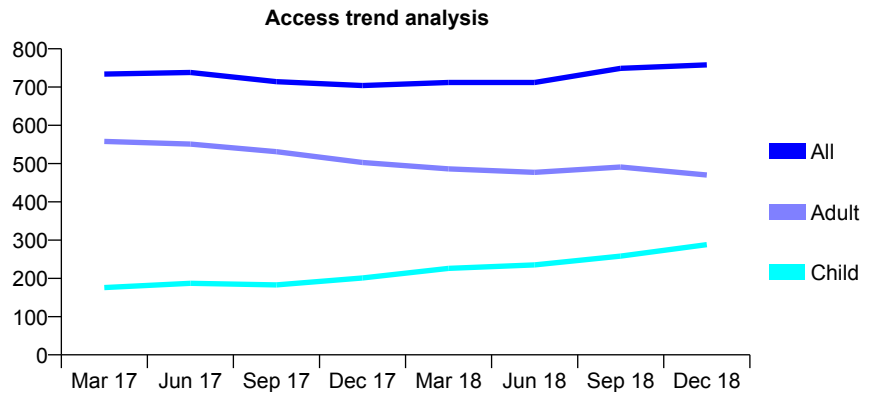
Q55 - Vital Signs At a Glance Contract Report for 219029/0003 - December 2018

Name or company name	MR A MARSHALL
Contract type name	GDS Contract
Purpose of contract	General
Contract start date	02/03/2009
Contract end date	

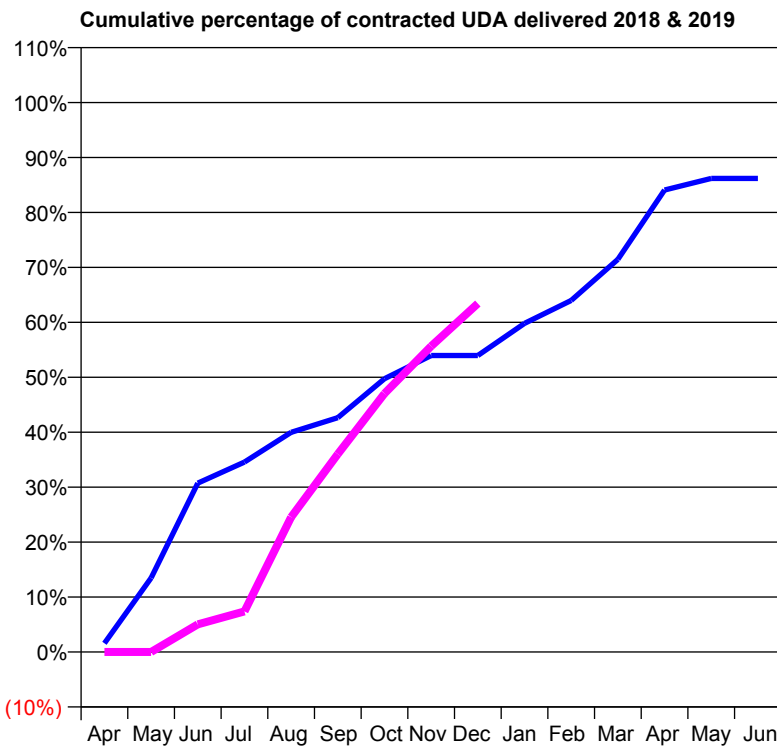
18/19 Contracted general activity (UDA)	1,698
Carry forward general activity (UDA)	0
18/19 Contracted orthodontic activity (UOA)	0
Carry forward orthodontic activity (UOA)	0
Baseline contract value	£44,550.54

ACCESS*

Patients seen in 24 months	Total	Change since previous quarter
Quarter ending December 2017	704	
Quarter ending March 2018	712	→
Quarter ending June 2018	712	→
Quarter ending September 2018	749	↑
Quarter ending December 2018	758	→
Variance since December 2017	7.7%	↑



ACTIVITY



Adjusted Scheduled Activity (UDA)		
Month	2018	2019
April	27	0
May	229	0
June	522	85
July	587	125
August	679	417
September	724	612
October	845	799
November	916	945
December	916	1,077
January	1,016	
February	1,086	
March	1,213	
April	1,427	
May	1,464	
June	1,464	

QUALITY

	Quantity	Base Number	Contract	AT	Region	England
% of FP17s for the same patient ID Re-attending within 3 months - Children	45	369	12.2%	10.1%	11.6%	11.8%
% of FP17s for the same patient ID Re-attending within 3 months - Adults	31	349	8.9%	14.0%	15.1%	15.6%
% of FP17s for the same patient ID Re-attending between 3 & 9 months - Children	187	369	50.7%	62.0%	59.9%	58.8%
% of FP17s for the same patient ID Re-attending between 3 & 9 months - Adults	109	349	31.2%	55.1%	52.0%	51.0%
% of FP17s for Band 1 Urgent Courses	7	591	1.2%	6.8%	8.0%	9.0%
% of FP17s Relating to Free Repair or Replacements	1	591	0.2%	0.8%	0.8%	0.8%
% of FP17s Relating to Continuations	14	591	2.4%	1.1%	0.9%	0.9%
% of Patients satisfied with the dentistry they have received	1	1	N/A	92.0%	93.6%	93.2%
% of Patients satisfied with the time they had to wait for an appointment	1	1	N/A	87.2%	88.6%	88.3%

* This is based on patients treated on this contract for their most recent course of treatment. Figures in italics indicate the base number of FP17s or Patient Questionnaire responses are less than 100. N/A is shown where the base number of responses is less than 10 during the period. % is calculated as Quantity/Base number*100

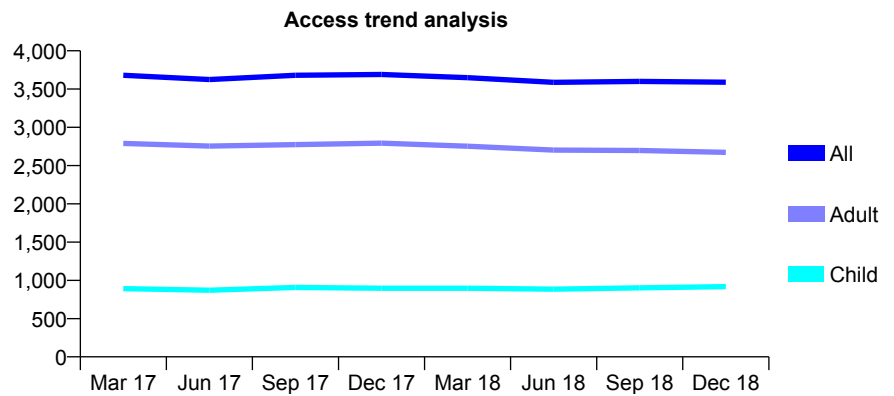
Q55 - Vital Signs At a Glance Contract Report for 219592/0001 - December 2018

Name or company name	MR M AFZAL
Contract type name	GDS Contract
Purpose of contract	General
Contract start date	01/04/2006
Contract end date	

18/19 Contracted general activity (UDA)	11,677
Carry forward general activity (UDA)	-203
18/19 Contracted orthodontic activity (UOA)	0
Carry forward orthodontic activity (UOA)	0
Baseline contract value	£256,656.94

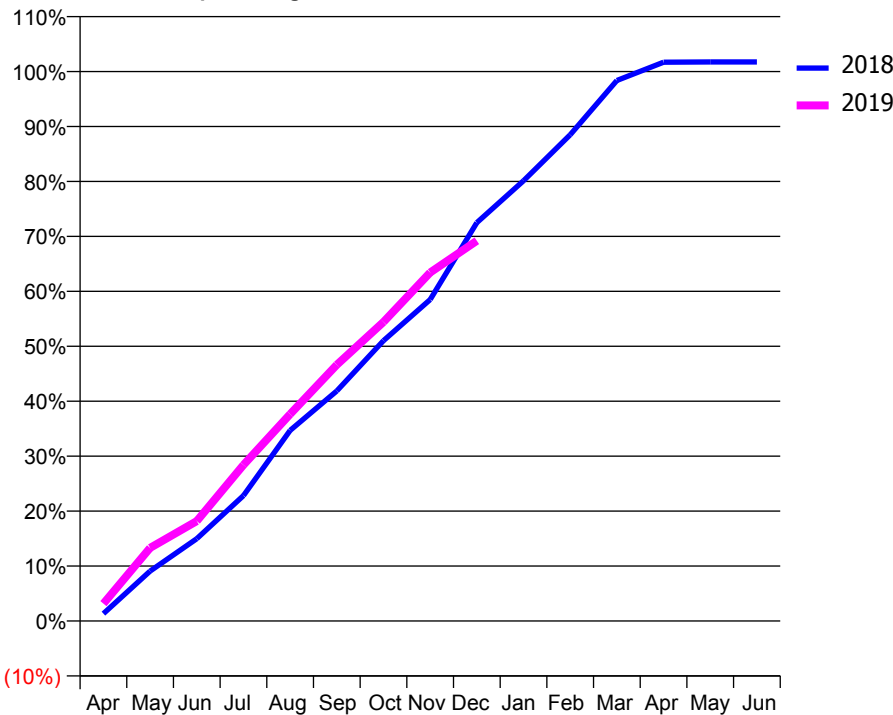
ACCESS*

Patients seen in 24 months	Total	Change since previous quarter
Quarter ending December 2017	3,690	
Quarter ending March 2018	3,649	↓
Quarter ending June 2018	3,588	↓
Quarter ending September 2018	3,600	→
Quarter ending December 2018	3,590	→
Variance since December 2017	(2.7%)	↓



ACTIVITY

Cumulative percentage of contracted UDA delivered 2018 & 2019



Month	Adjusted Scheduled Activity (UDA)	
	2018	2019
April	158	368
May	1,060	1,555
June	1,751	2,125
July	2,666	3,316
August	4,052	4,395
September	4,891	5,446
October	5,958	6,354
November	6,830	7,406
December	8,465	8,081
January	9,354	
February	10,334	
March	11,487	
April	11,873	
May	11,880	
June	11,880	

QUALITY

	Quantity	Base Number	Contract	AT	Region	England
% of FP17s for the same patient ID Re-attending within 3 months - Children	53	797	6.6%	10.1%	11.6%	11.8%
% of FP17s for the same patient ID Re-attending within 3 months - Adults	358	2,210	16.2%	14.0%	15.1%	15.6%
% of FP17s for the same patient ID Re-attending between 3 & 9 months - Children	325	797	40.8%	62.0%	59.9%	58.8%
% of FP17s for the same patient ID Re-attending between 3 & 9 months - Adults	940	2,210	42.5%	55.1%	52.0%	51.0%
% of FP17s for Band 1 Urgent Courses	89	2,852	3.1%	6.8%	8.0%	9.0%
% of FP17s Relating to Free Repair or Replacements	32	2,852	1.1%	0.8%	0.8%	0.8%
% of FP17s Relating to Continuations	118	2,852	4.1%	1.1%	0.9%	0.9%
% of Patients satisfied with the dentistry they have received	0	0	N/A	92.0%	93.6%	93.2%
% of Patients satisfied with the time they had to wait for an appointment	0	0	N/A	87.2%	88.6%	88.3%

* This is based on patients treated on this contract for their most recent course of treatment. Figures in italics indicate the base number of FP17s or Patient Questionnaire responses are less than 100. N/A is shown where the base number of responses is less than 10 during the period. % is calculated as Quantity/Base number*100

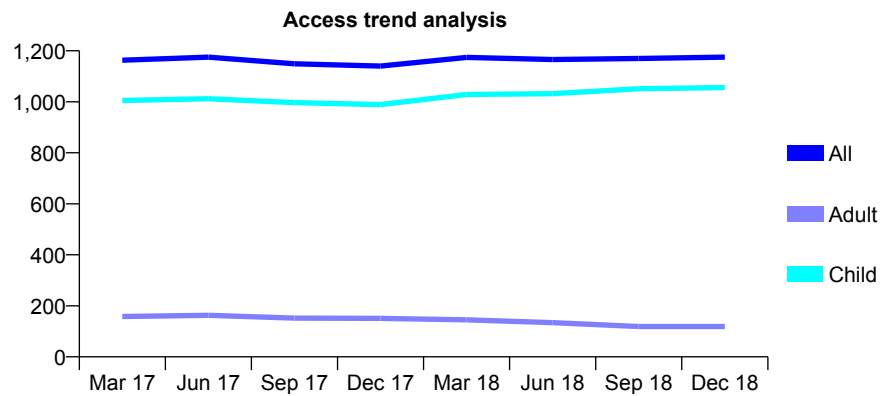
Q55 - Vital Signs At a Glance Contract Report for 222712/0001 - December 2018

Name or company name	MR CM KIRKPATRICK
Contract type name	GDS Contract
Purpose of contract	General
Contract start date	01/04/2006
Contract end date	

18/19 Contracted general activity (UDA)	3,289
Carry forward general activity (UDA)	0
18/19 Contracted orthodontic activity (UOA)	0
Carry forward orthodontic activity (UOA)	0
Baseline contract value	£84,366.24

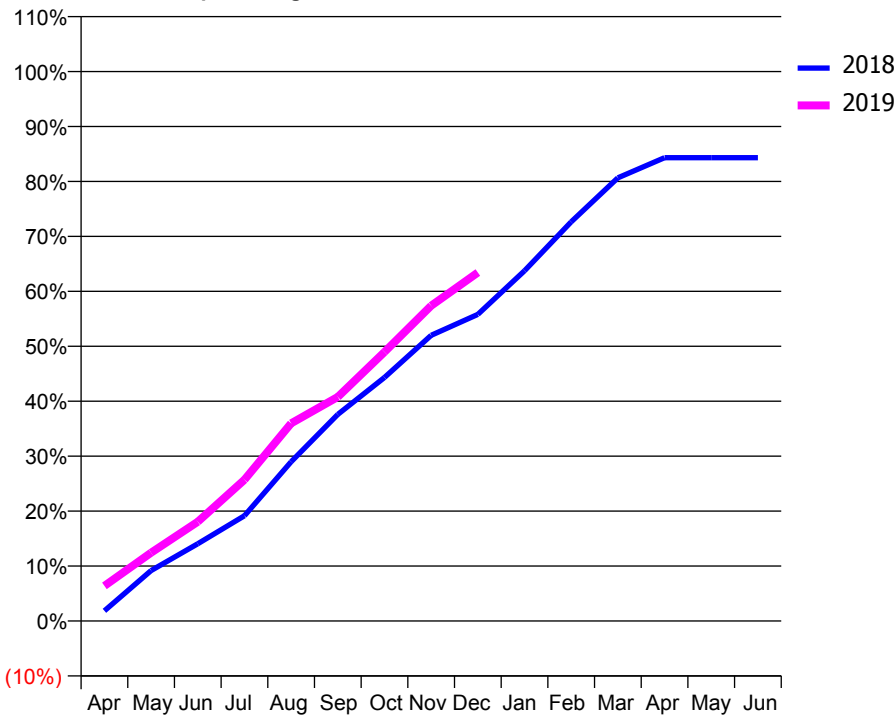
ACCESS*

Patients seen in 24 months	Total	Change since previous quarter
Quarter ending December 2017	1,140	
Quarter ending March 2018	1,174	↑
Quarter ending June 2018	1,166	→
Quarter ending September 2018	1,170	→
Quarter ending December 2018	1,175	→
Variance since December 2017	3.1%	↑



ACTIVITY

Cumulative percentage of contracted UDA delivered 2018 & 2019



Month	Adjusted Scheduled Activity (UDA)	
	2018	2019
April	61	210
May	302	409
June	463	594
July	630	846
August	953	1,183
September	1,237	1,342
October	1,458	1,610
November	1,710	1,887
December	1,835	2,086
January	2,096	
February	2,389	
March	2,653	
April	2,773	
May	2,773	
June	2,773	

QUALITY

	Quantity	Base Number	Contract	AT	Region	England
% of FP17s for the same patient ID Re-attending within 3 months - Children	85	1,410	6.0%	10.1%	11.6%	11.8%
% of FP17s for the same patient ID Re-attending within 3 months - Adults	5	47	10.6%	14.0%	15.1%	15.6%
% of FP17s for the same patient ID Re-attending between 3 & 9 months - Children	1,016	1,410	72.1%	62.0%	59.9%	58.8%
% of FP17s for the same patient ID Re-attending between 3 & 9 months - Adults	31	47	66.0%	55.1%	52.0%	51.0%
% of FP17s for Band 1 Urgent Courses	56	1,400	4.0%	6.8%	8.0%	9.0%
% of FP17s Relating to Free Repair or Replacements	0	1,400	0.0%	0.8%	0.8%	0.8%
% of FP17s Relating to Continuations	9	1,400	0.6%	1.1%	0.9%	0.9%
% of Patients satisfied with the dentistry they have received	0	0	N/A	92.0%	93.6%	93.2%
% of Patients satisfied with the time they had to wait for an appointment	0	0	N/A	87.2%	88.6%	88.3%

* This is based on patients treated on this contract for their most recent course of treatment. Figures in italics indicate the base number of FP17s or Patient Questionnaire responses are less than 100. N/A is shown where the base number of responses is less than 10 during the period. % is calculated as Quantity/Base number*100

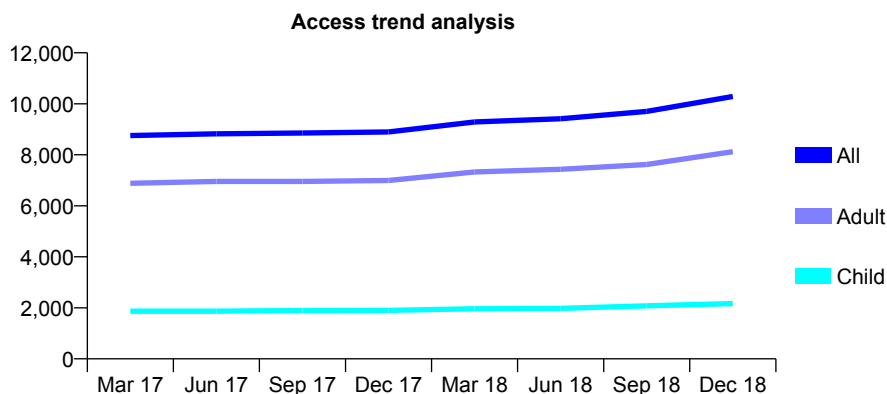
Q55 - Vital Signs At a Glance Contract Report for 231436/0002 - December 2018

Name or company name	MR JP GALE
Contract type name	GDS Contract
Purpose of contract	General
Contract start date	01/04/2006
Contract end date	

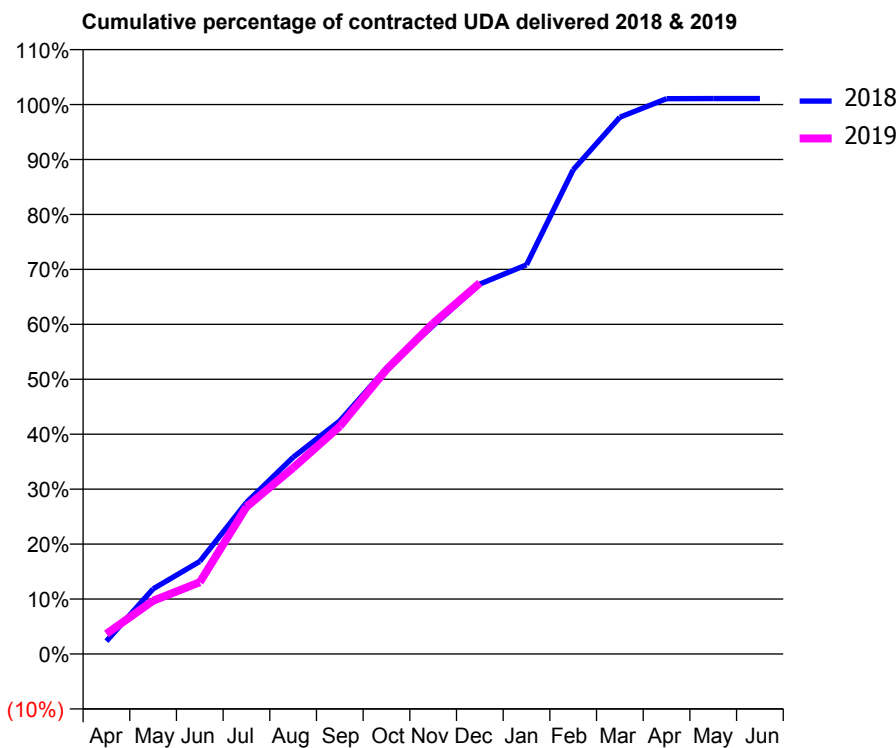
18/19 Contracted general activity (UDA)	29,829
Carry forward general activity (UDA)	-239
18/19 Contracted orthodontic activity (UOA)	0
Carry forward orthodontic activity (UOA)	0
Baseline contract value	£719,086.91

ACCESS*

Patients seen in 24 months	Total	Change since previous quarter
Quarter ending December 2017	8,896	
Quarter ending March 2018	9,289	↑
Quarter ending June 2018	9,412	→
Quarter ending September 2018	9,700	↑
Quarter ending December 2018	10,289	↑
Variance since December 2017	15.7%	↑



ACTIVITY



Month	Adjusted Scheduled Activity (UDA)	
	2018	2019
April	512	1,099
May	2,590	2,894
June	3,681	3,897
July	6,020	7,987
August	7,819	10,105
September	9,262	12,358
October	11,347	15,444
November	13,042	17,953
December	14,698	20,144
January	15,459	
February	19,235	
March	21,324	
April	22,060	
May	22,068	
June	22,068	

QUALITY

	Quantity	Base Number	Contract	AT	Region	England
% of FP17s for the same patient ID Re-attending within 3 months - Children	148	2,643	5.6%	10.1%	11.6%	11.8%
% of FP17s for the same patient ID Re-attending within 3 months - Adults	1,059	9,762	10.8%	14.0%	15.1%	15.6%
% of FP17s for the same patient ID Re-attending between 3 & 9 months - Children	1,660	2,643	62.8%	62.0%	59.9%	58.8%
% of FP17s for the same patient ID Re-attending between 3 & 9 months - Adults	5,421	9,762	55.5%	55.1%	52.0%	51.0%
% of FP17s for Band 1 Urgent Courses	358	11,965	3.0%	6.8%	8.0%	9.0%
% of FP17s Relating to Free Repair or Replacements	165	11,965	1.4%	0.8%	0.8%	0.8%
% of FP17s Relating to Continuations	59	11,965	0.5%	1.1%	0.9%	0.9%
% of Patients satisfied with the dentistry they have received	7	7	N/A	92.0%	93.6%	93.2%
% of Patients satisfied with the time they had to wait for an appointment	7	7	N/A	87.2%	88.6%	88.3%

* This is based on patients treated on this contract for their most recent course of treatment. Figures in italics indicate the base number of FP17s or Patient Questionnaire responses are less than 100. N/A is shown where the base number of responses is less than 10 during the period. % is calculated as Quantity/Base number*100

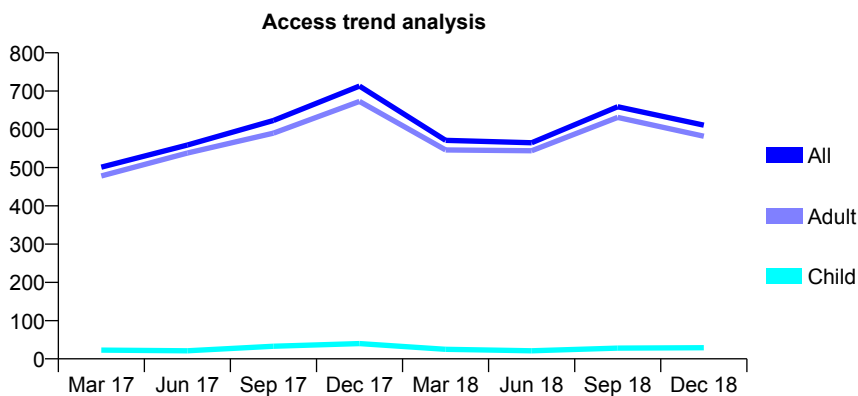
Q55 - Vital Signs At a Glance Contract Report for 231436/0003 - December 2018

Name or company name	MR JP GALE
Contract type name	GDS Contract
Purpose of contract	General
Contract start date	01/07/2008
Contract end date	

18/19 Contracted general activity (UDA)	2,150
Carry forward general activity (UDA)	10
18/19 Contracted orthodontic activity (UOA)	0
Carry forward orthodontic activity (UOA)	0
Baseline contract value	£83,170.54

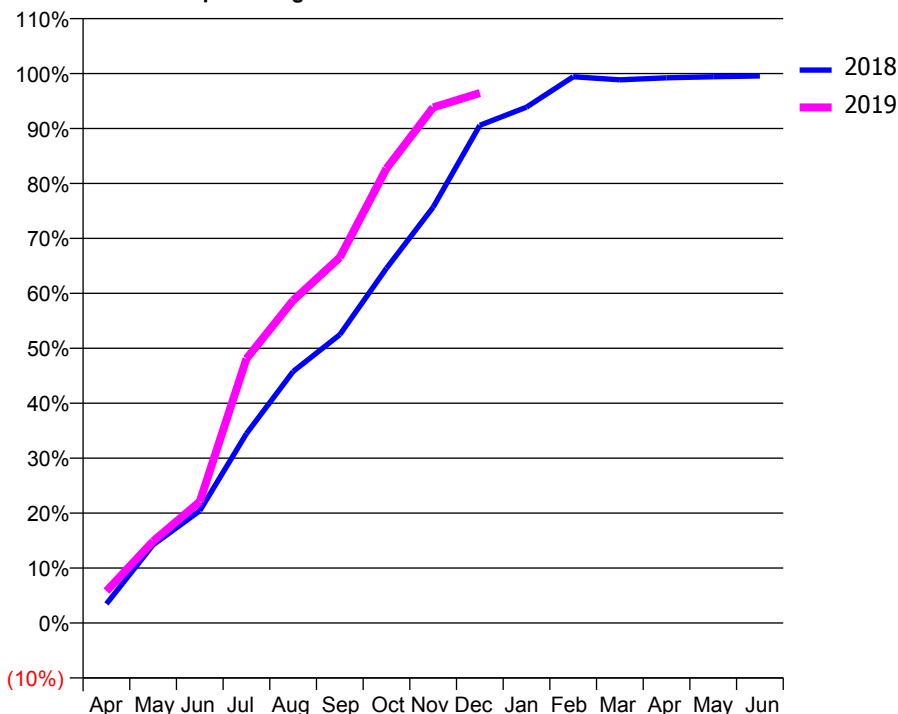
ACCESS*

Patients seen in 24 months	Total	Change since previous quarter
Quarter ending December 2017	713	
Quarter ending March 2018	571	↓
Quarter ending June 2018	565	↓
Quarter ending September 2018	659	↑
Quarter ending December 2018	611	↓
Variance since December 2017	(14.3%)	↓



ACTIVITY

Cumulative percentage of contracted UDA delivered 2018 & 2019



Month	Adjusted Scheduled Activity (UDA)	
	2018	2019
April	75	125
May	306	320
June	439	475
July	741	1,034
August	984	1,262
September	1,128	1,430
October	1,388	1,778
November	1,627	2,017
December	1,947	2,073
January	2,018	
February	2,137	
March	2,125	
April	2,133	
May	2,137	
June	2,140	

QUALITY

	Quantity	Base Number	Contract	AT	Region	England
% of FP17s for the same patient ID Re-attending within 3 months - Children	0	32	0.0%	10.1%	11.6%	11.8%
% of FP17s for the same patient ID Re-attending within 3 months - Adults	7	568	1.2%	14.0%	15.1%	15.6%
% of FP17s for the same patient ID Re-attending between 3 & 9 months - Children	0	32	0.0%	62.0%	59.9%	58.8%
% of FP17s for the same patient ID Re-attending between 3 & 9 months - Adults	9	568	1.6%	55.1%	52.0%	51.0%
% of FP17s for Band 1 Urgent Courses	2	593	0.3%	6.8%	8.0%	9.0%
% of FP17s Relating to Free Repair or Replacements	0	593	0.0%	0.8%	0.8%	0.8%
% of FP17s Relating to Continuations	7	593	1.2%	1.1%	0.9%	0.9%
% of Patients satisfied with the dentistry they have received	0	0	N/A	92.0%	93.6%	93.2%
% of Patients satisfied with the time they had to wait for an appointment	0	0	N/A	87.2%	88.6%	88.3%

* This is based on patients treated on this contract for their most recent course of treatment. Figures in italics indicate the base number of FP17s or Patient Questionnaire responses are less than 100. N/A is shown where the base number of responses is less than 10 during the period. % is calculated as Quantity/Base number*100

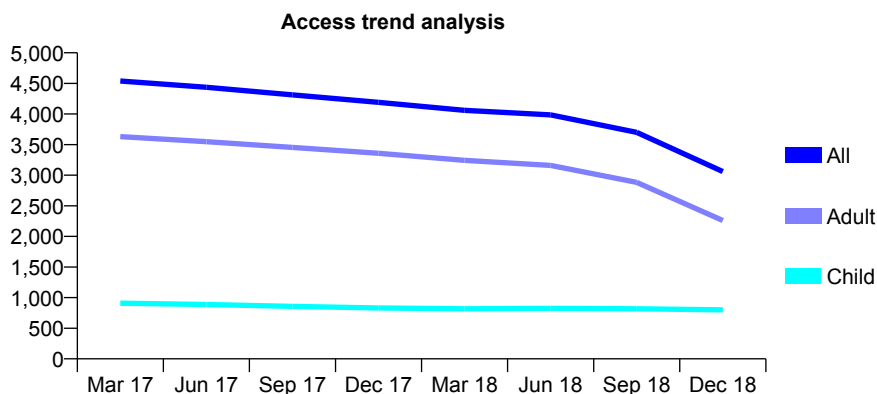
Q55 - Vital Signs At a Glance Contract Report for 244007/0001 - December 2018

Name or company name	MR DK JAIRATH
Contract type name	GDS Contract
Purpose of contract	General
Contract start date	01/04/2006
Contract end date	

18/19 Contracted general activity (UDA)	12,965
Carry forward general activity (UDA)	0
18/19 Contracted orthodontic activity (UOA)	0
Carry forward orthodontic activity (UOA)	0
Baseline contract value	£284,342.30

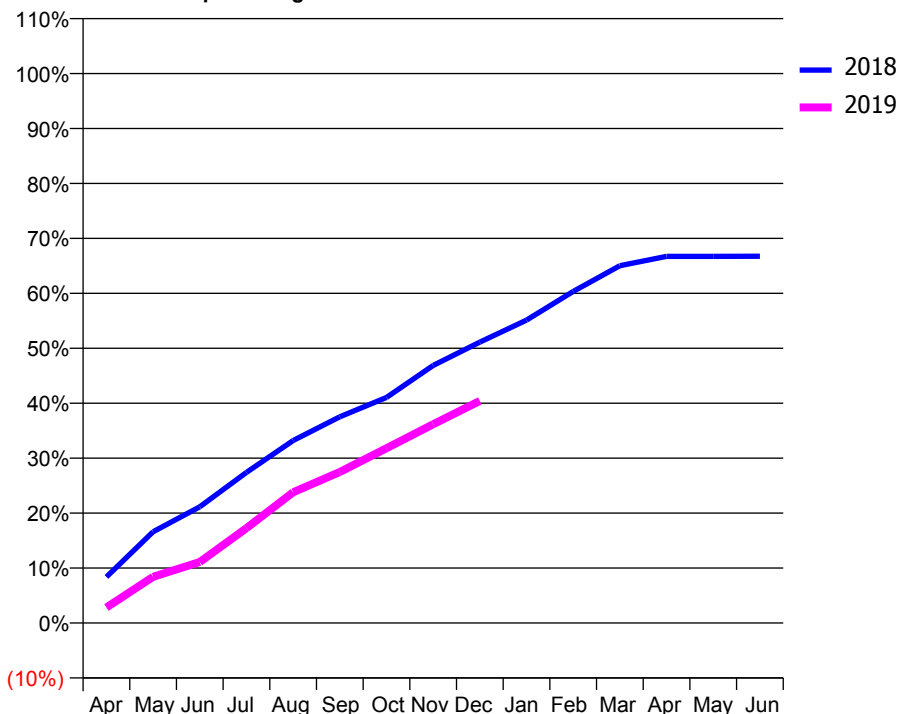
ACCESS*

Patients seen in 24 months	Total	Change since previous quarter
Quarter ending December 2017	4,190	
Quarter ending March 2018	4,060	↓
Quarter ending June 2018	3,985	↓
Quarter ending September 2018	3,700	↓
Quarter ending December 2018	3,061	↓
Variance since December 2017	(26.9%)	↓



ACTIVITY

Cumulative percentage of contracted UDA delivered 2018 & 2019



Month	Adjusted Scheduled Activity (UDA)	
	2018	2019
April	1,088	365
May	2,154	1,089
June	2,742	1,440
July	3,555	2,240
August	4,307	3,085
September	4,864	3,564
October	5,322	4,125
November	6,076	4,688
December	6,627	5,241
January	7,148	
February	7,824	
March	8,429	
April	8,651	
May	8,652	
June	8,654	

QUALITY

	Quantity	Base Number	Contract	AT	Region	England
% of FP17s for the same patient ID Re-attending within 3 months - Children	98	1,098	8.9%	10.1%	11.6%	11.8%
% of FP17s for the same patient ID Re-attending within 3 months - Adults	205	1,691	12.1%	14.0%	15.1%	15.6%
% of FP17s for the same patient ID Re-attending between 3 & 9 months - Children	814	1,098	74.1%	62.0%	59.9%	58.8%
% of FP17s for the same patient ID Re-attending between 3 & 9 months - Adults	1,123	1,691	66.4%	55.1%	52.0%	51.0%
% of FP17s for Band 1 Urgent Courses	98	2,665	3.7%	6.8%	8.0%	9.0%
% of FP17s Relating to Free Repair or Replacements	39	2,665	1.5%	0.8%	0.8%	0.8%
% of FP17s Relating to Continuations	12	2,665	0.5%	1.1%	0.9%	0.9%
% of Patients satisfied with the dentistry they have received	0	0	N/A	92.0%	93.6%	93.2%
% of Patients satisfied with the time they had to wait for an appointment	0	0	N/A	87.2%	88.6%	88.3%

* This is based on patients treated on this contract for their most recent course of treatment. Figures in italics indicate the base number of FP17s or Patient Questionnaire responses are less than 100. N/A is shown where the base number of responses is less than 10 during the period. % is calculated as Quantity/Base number*100

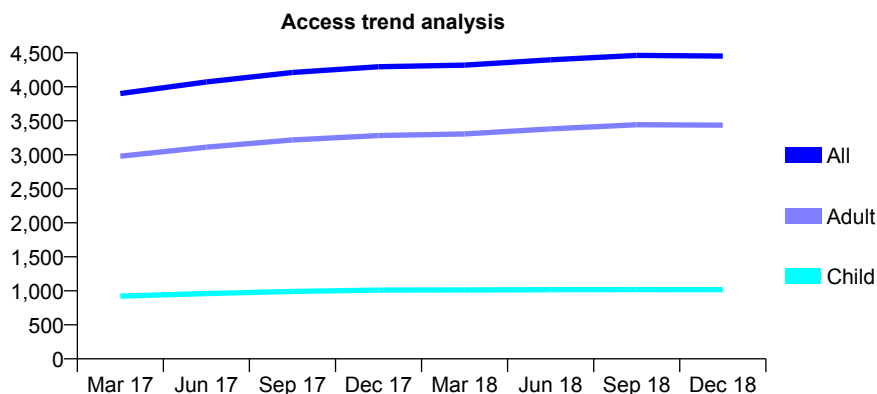
Q55 - Vital Signs At a Glance Contract Report for 245410/0001 - December 2018

Name or company name	MR AK CHAND
Contract type name	GDS Contract
Purpose of contract	General
Contract start date	01/04/2006
Contract end date	

18/19 Contracted general activity (UDA)	13,120
Carry forward general activity (UDA)	-137
18/19 Contracted orthodontic activity (UOA)	0
Carry forward orthodontic activity (UOA)	0
Baseline contract value	£329,687.12

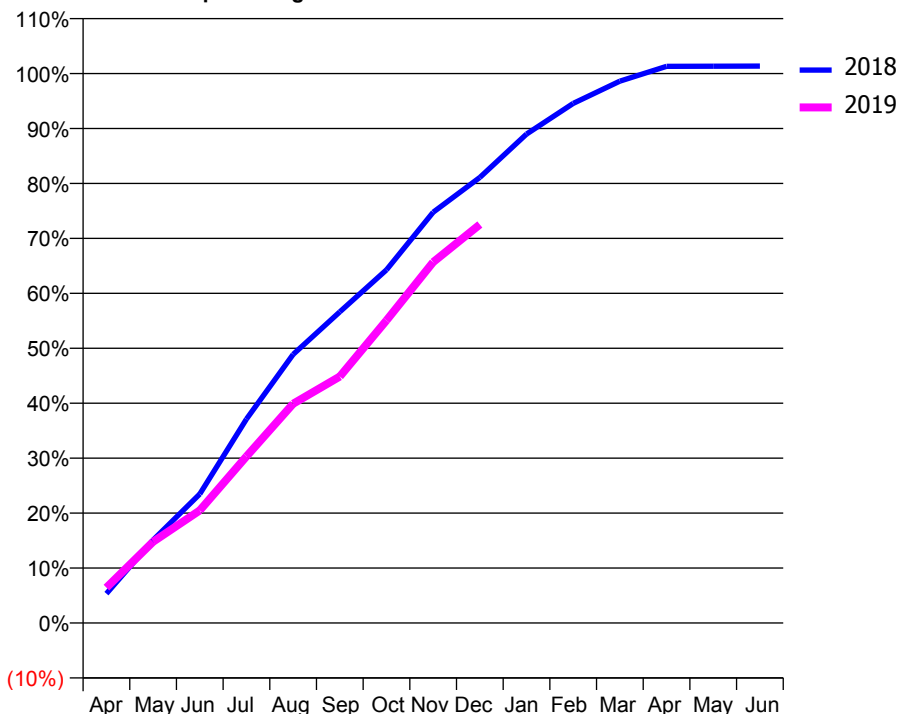
ACCESS*

Patients seen in 24 months	Total	Change since previous quarter
Quarter ending December 2017	4,295	
Quarter ending March 2018	4,319	→
Quarter ending June 2018	4,398	→
Quarter ending September 2018	4,461	→
Quarter ending December 2018	4,452	→
Variance since December 2017	3.7%	↑



ACTIVITY

Cumulative percentage of contracted UDA delivered 2018 & 2019



Month	Adjusted Scheduled Activity (UDA)	
	2018	2019
April	540	845
May	1,530	1,939
June	2,375	2,688
July	3,756	3,979
August	4,947	5,237
September	5,731	5,886
October	6,504	7,227
November	7,564	8,618
December	8,206	9,516
January	9,004	
February	9,570	
March	9,979	
April	10,251	
May	10,255	
June	10,257	

QUALITY

	Quantity	Base Number	Contract	AT	Region	England
% of FP17s for the same patient ID Re-attending within 3 months - Children	44	1,318	3.3%	10.1%	11.6%	11.8%
% of FP17s for the same patient ID Re-attending within 3 months - Adults	434	4,911	8.8%	14.0%	15.1%	15.6%
% of FP17s for the same patient ID Re-attending between 3 & 9 months - Children	931	1,318	70.6%	62.0%	59.9%	58.8%
% of FP17s for the same patient ID Re-attending between 3 & 9 months - Adults	3,310	4,911	67.4%	55.1%	52.0%	51.0%
% of FP17s for Band 1 Urgent Courses	207	5,681	3.6%	6.8%	8.0%	9.0%
% of FP17s Relating to Free Repair or Replacements	59	5,681	1.0%	0.8%	0.8%	0.8%
% of FP17s Relating to Continuations	50	5,681	0.9%	1.1%	0.9%	0.9%
% of Patients satisfied with the dentistry they have received	3	3	N/A	92.0%	93.6%	93.2%
% of Patients satisfied with the time they had to wait for an appointment	3	3	N/A	87.2%	88.6%	88.3%

* This is based on patients treated on this contract for their most recent course of treatment. Figures in italics indicate the base number of FP17s or Patient Questionnaire responses are less than 100. N/A is shown where the base number of responses is less than 10 during the period. % is calculated as Quantity/Base number*100

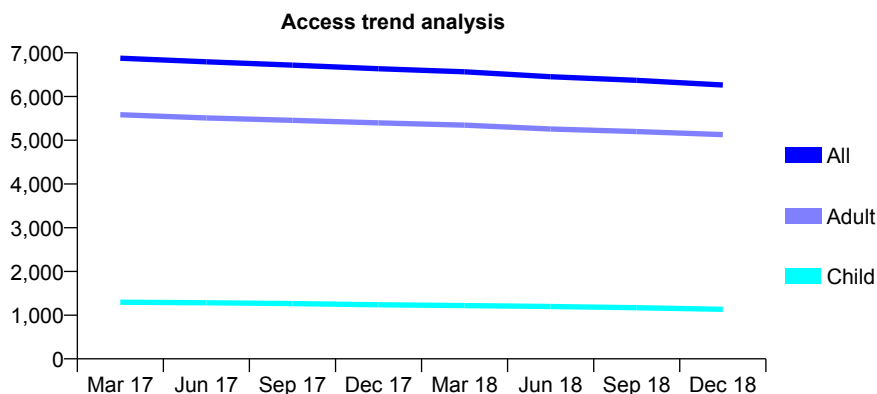
Q55 - Vital Signs At a Glance Contract Report for 256595/0001 - December 2018

Name or company name	MISS NL STEVENS
Contract type name	GDS Contract
Purpose of contract	General
Contract start date	26/11/2009
Contract end date	

18/19 Contracted general activity (UDA)	22,639
Carry forward general activity (UDA)	0
18/19 Contracted orthodontic activity (UOA)	0
Carry forward orthodontic activity (UOA)	0
Baseline contract value	£528,429.95

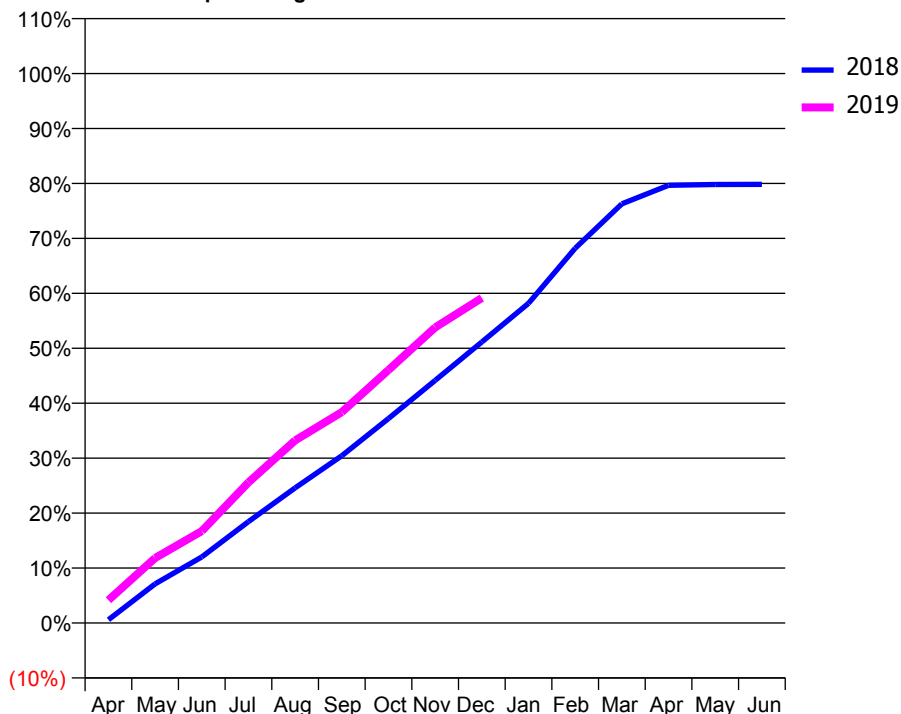
ACCESS*

Patients seen in 24 months	Total	Change since previous quarter
Quarter ending December 2017	6,636	
Quarter ending March 2018	6,565	↓
Quarter ending June 2018	6,454	↓
Quarter ending September 2018	6,369	↓
Quarter ending December 2018	6,262	↓
Variance since December 2017	(5.6%)	↓



ACTIVITY

Cumulative percentage of contracted UDA delivered 2018 & 2019



Month	Adjusted Scheduled Activity (UDA)	
	2018	2019
April	134	945
May	1,611	2,678
June	2,722	3,790
July	4,176	5,792
August	5,569	7,524
September	6,893	8,687
October	8,423	10,427
November	9,995	12,178
December	11,576	13,393
January	13,173	
February	15,439	
March	17,268	
April	18,034	
May	18,068	
June	18,071	

QUALITY

	Quantity	Base Number	Contract	AT	Region	England
% of FP17s for the same patient ID Re-attending within 3 months - Children	79	1,449	5.5%	10.1%	11.6%	11.8%
% of FP17s for the same patient ID Re-attending within 3 months - Adults	820	5,943	13.8%	14.0%	15.1%	15.6%
% of FP17s for the same patient ID Re-attending between 3 & 9 months - Children	1,061	1,449	73.2%	62.0%	59.9%	58.8%
% of FP17s for the same patient ID Re-attending between 3 & 9 months - Adults	3,433	5,943	57.8%	55.1%	52.0%	51.0%
% of FP17s for Band 1 Urgent Courses	269	7,053	3.8%	6.8%	8.0%	9.0%
% of FP17s Relating to Free Repair or Replacements	77	7,053	1.1%	0.8%	0.8%	0.8%
% of FP17s Relating to Continuations	146	7,053	2.1%	1.1%	0.9%	0.9%
% of Patients satisfied with the dentistry they have received	4	4	N/A	92.0%	93.6%	93.2%
% of Patients satisfied with the time they had to wait for an appointment	4	4	N/A	87.2%	88.6%	88.3%

* This is based on patients treated on this contract for their most recent course of treatment. Figures in italics indicate the base number of FP17s or Patient Questionnaire responses are less than 100. N/A is shown where the base number of responses is less than 10 during the period. % is calculated as Quantity/Base number*100

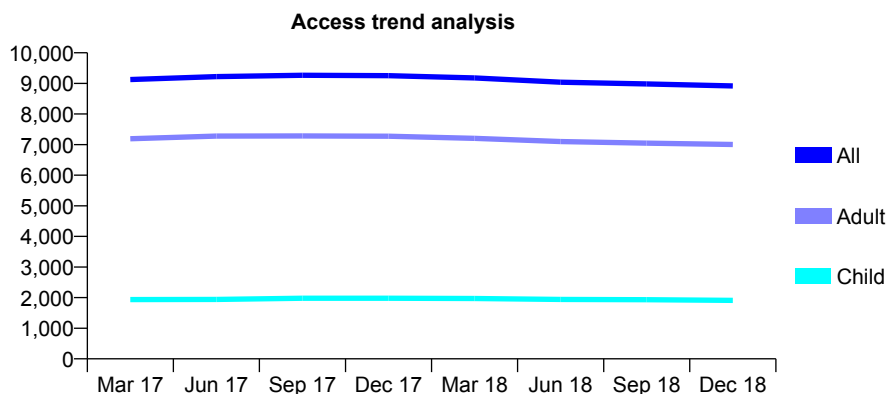
Q55 - Vital Signs At a Glance Contract Report for 269891/0001 - December 2018

Name or company name	Westdale Dental
Contract type name	GDS Contract
Purpose of contract	General and Orthodontic
Contract start date	01/04/2008
Contract end date	

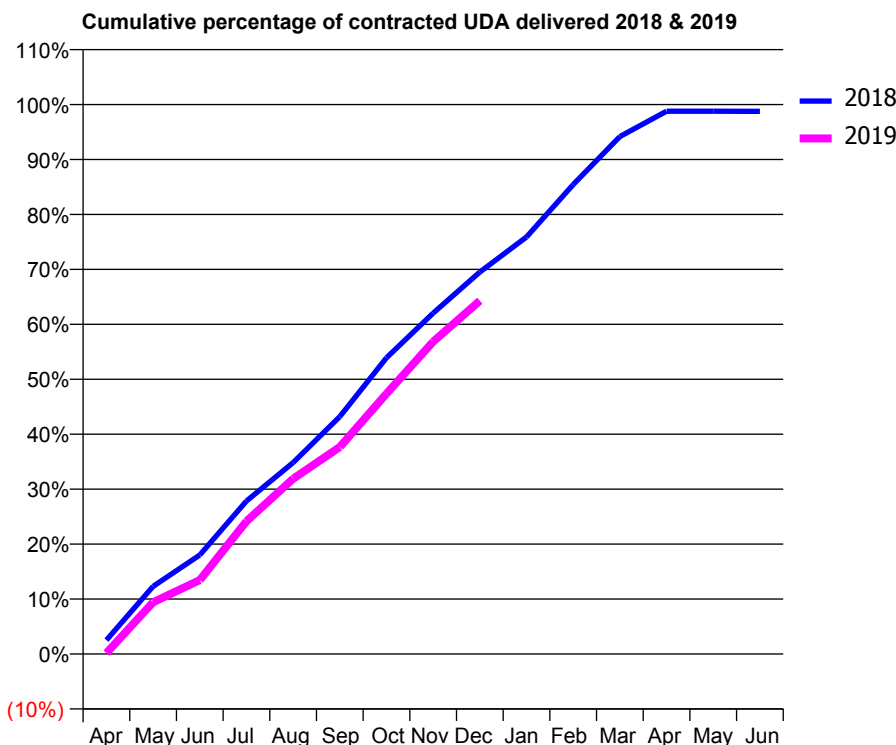
18/19 Contracted general activity (UDA)	24,872
Carry forward general activity (UDA)	310
18/19 Contracted orthodontic activity (UOA)	800
Carry forward orthodontic activity (UOA)	-1
Baseline contract value	£670,105.82

ACCESS*

Patients seen in 24 months	Total	Change since previous quarter
Quarter ending December 2017	9,253	
Quarter ending March 2018	9,178	→
Quarter ending June 2018	9,038	↓
Quarter ending September 2018	8,981	→
Quarter ending December 2018	8,917	→
Variance since December 2017	(3.6%)	↓



ACTIVITY



Month	Adjusted Scheduled Activity (UDA)	
	2018	2019
April	631	45
May	3,060	2,348
June	4,481	3,348
July	6,927	6,008
August	8,664	7,933
September	10,747	9,369
October	13,411	11,785
November	15,432	14,140
December	17,289	15,989
January	18,877	
February	21,251	
March	23,419	
April	24,570	
May	24,566	
June	24,562	

QUALITY

	Quantity	Base Number	Contract	AT	Region	England
% of FP17s for the same patient ID Re-attending within 3 months - Children	244	2,519	9.7%	10.1%	11.6%	11.8%
% of FP17s for the same patient ID Re-attending within 3 months - Adults	1,196	8,408	14.2%	14.0%	15.1%	15.6%
% of FP17s for the same patient ID Re-attending between 3 & 9 months - Children	1,810	2,519	71.9%	62.0%	59.9%	58.8%
% of FP17s for the same patient ID Re-attending between 3 & 9 months - Adults	5,485	8,408	65.2%	55.1%	52.0%	51.0%
% of FP17s for Band 1 Urgent Courses	711	10,188	7.0%	6.8%	8.0%	9.0%
% of FP17s Relating to Free Repair or Replacements	130	10,188	1.3%	0.8%	0.8%	0.8%
% of FP17s Relating to Continuations	60	10,188	0.6%	1.1%	0.9%	0.9%
% of Patients satisfied with the dentistry they have received	9	9	N/A	92.0%	93.6%	93.2%
% of Patients satisfied with the time they had to wait for an appointment	9	9	N/A	87.2%	88.6%	88.3%

* This is based on patients treated on this contract for their most recent course of treatment. Figures in italics indicate the base number of FP17s or Patient Questionnaire responses are less than 100. N/A is shown where the base number of responses is less than 10 during the period. % is calculated as Quantity/Base number*100

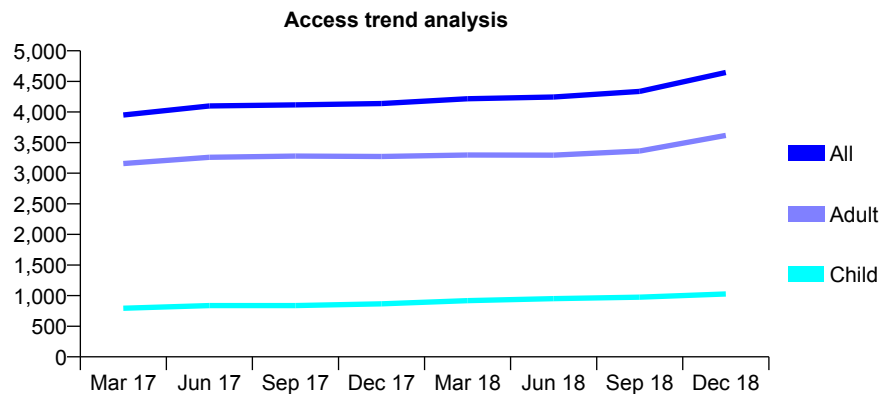
Q55 - Vital Signs At a Glance Contract Report for 279048/0001 - December 2018

Name or company name	MR R KHATIB
Contract type name	GDS Contract
Purpose of contract	General
Contract start date	01/08/2011
Contract end date	

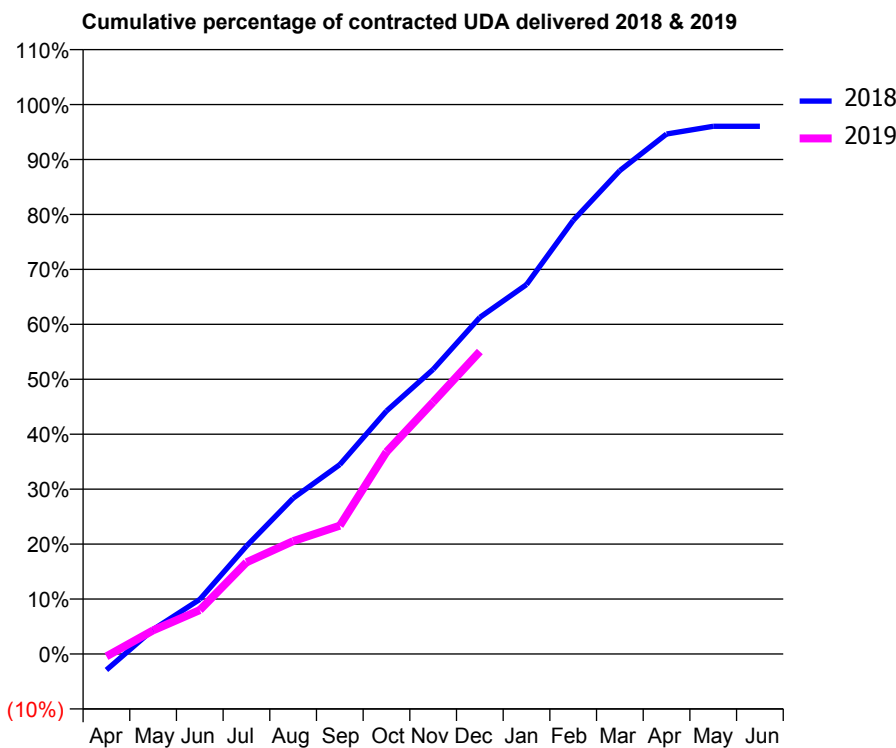
18/19 Contracted general activity (UDA)	13,607
Carry forward general activity (UDA)	311
18/19 Contracted orthodontic activity (UOA)	0
Carry forward orthodontic activity (UOA)	0
Baseline contract value	£316,687.08

ACCESS*

Patients seen in 24 months	Total	Change since previous quarter
Quarter ending December 2017	4,139	
Quarter ending March 2018	4,216	→
Quarter ending June 2018	4,246	→
Quarter ending September 2018	4,337	↑
Quarter ending December 2018	4,645	↑
Variance since December 2017	12.2%	↑



ACTIVITY



Month	Adjusted Scheduled Activity (UDA)	
	2018	2019
April	-282	-60
May	428	585
June	954	1,087
July	1,888	2,269
August	2,725	2,796
September	3,311	3,177
October	4,248	5,004
November	4,976	6,238
December	5,885	7,492
January	6,460	
February	7,581	
March	8,452	
April	9,092	
May	9,226	
June	9,226	

QUALITY

	Quantity	Base Number	Contract	AT	Region	England
% of FP17s for the same patient ID Re-attending within 3 months - Children	97	1,292	7.5%	10.1%	11.6%	11.8%
% of FP17s for the same patient ID Re-attending within 3 months - Adults	499	4,362	11.4%	14.0%	15.1%	15.6%
% of FP17s for the same patient ID Re-attending between 3 & 9 months - Children	798	1,292	61.8%	62.0%	59.9%	58.8%
% of FP17s for the same patient ID Re-attending between 3 & 9 months - Adults	2,542	4,362	58.3%	55.1%	52.0%	51.0%
% of FP17s for Band 1 Urgent Courses	238	4,293	5.5%	6.8%	8.0%	9.0%
% of FP17s Relating to Free Repair or Replacements	86	4,293	2.0%	0.8%	0.8%	0.8%
% of FP17s Relating to Continuations	34	4,293	0.8%	1.1%	0.9%	0.9%
% of Patients satisfied with the dentistry they have received	2	2	N/A	92.0%	93.6%	93.2%
% of Patients satisfied with the time they had to wait for an appointment	2	2	N/A	87.2%	88.6%	88.3%

* This is based on patients treated on this contract for their most recent course of treatment. Figures in italics indicate the base number of FP17s or Patient Questionnaire responses are less than 100. N/A is shown where the base number of responses is less than 10 during the period. % is calculated as Quantity/Base number*100

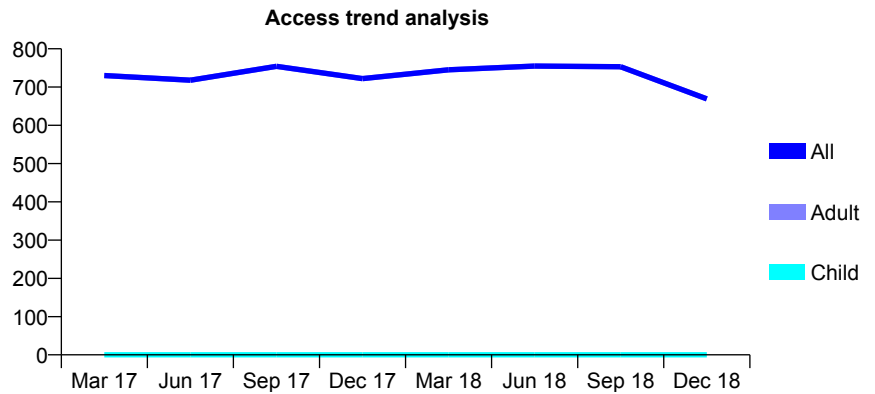
Q55 - Vital Signs At a Glance Contract Report for 279765/0001 - December 2018

Name or company name	MR MR NIEDZIELA
Contract type name	PDS Contract
Purpose of contract	General
Contract start date	01/01/2008
Contract end date	31/03/2020

18/19 Contracted general activity (UDA)	2,000
Carry forward general activity (UDA)	0
18/19 Contracted orthodontic activity (UOA)	0
Carry forward orthodontic activity (UOA)	0
Baseline contract value	£90,498.45

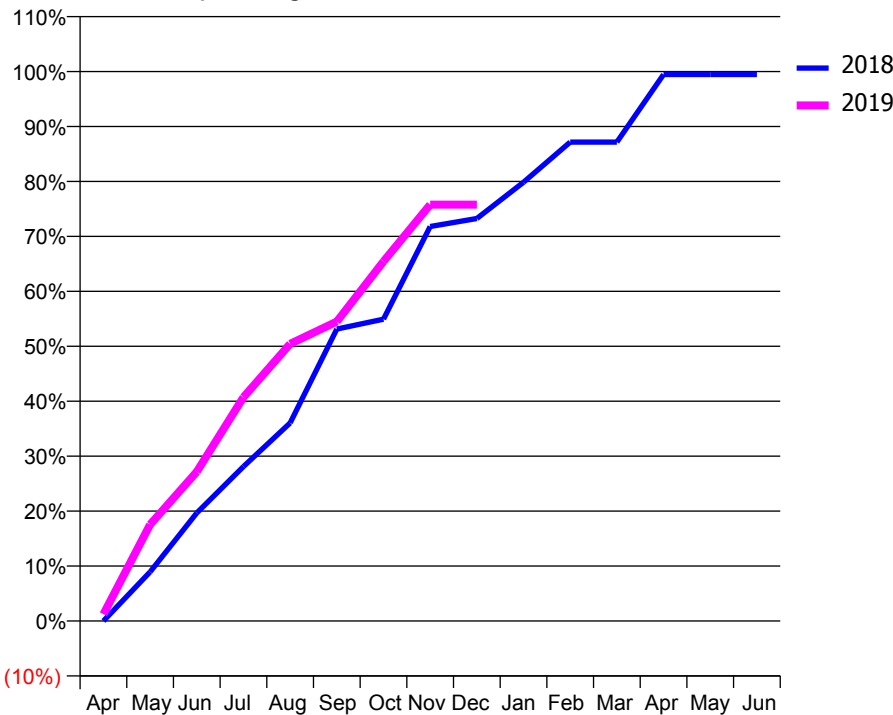
ACCESS*

Patients seen in 24 months	Total	Change since previous quarter
Quarter ending December 2017	722	
Quarter ending March 2018	745	↑
Quarter ending June 2018	755	→
Quarter ending September 2018	753	→
Quarter ending December 2018	669	↓
Variance since December 2017	(7.3%)	↓



ACTIVITY

Cumulative percentage of contracted UDA delivered 2018 & 2019



Month	Adjusted Scheduled Activity (UDA)	
	2018	2019
April	0	25
May	179	351
June	393	543
July	562	814
August	721	1,009
September	1,063	1,090
October	1,099	1,309
November	1,436	1,516
December	1,465	1,516
January	1,597	
February	1,743	
March	1,743	
April	1,989	
May	1,989	
June	1,989	

QUALITY

	Quantity	Base Number	Contract	AT	Region	England
% of FP17s for the same patient ID Re-attending within 3 months - Children	0	0	N/A	10.1%	11.6%	11.8%
% of FP17s for the same patient ID Re-attending within 3 months - Adults	10	397	2.5%	14.0%	15.1%	15.6%
% of FP17s for the same patient ID Re-attending between 3 & 9 months - Children	0	0	N/A	62.0%	59.9%	58.8%
% of FP17s for the same patient ID Re-attending between 3 & 9 months - Adults	18	397	4.5%	55.1%	52.0%	51.0%
% of FP17s for Band 1 Urgent Courses	3	339	0.9%	6.8%	8.0%	9.0%
% of FP17s Relating to Free Repair or Replacements	0	339	0.0%	0.8%	0.8%	0.8%
% of FP17s Relating to Continuations	0	339	0.0%	1.1%	0.9%	0.9%
% of Patients satisfied with the dentistry they have received	0	1	N/A	92.0%	93.6%	93.2%
% of Patients satisfied with the time they had to wait for an appointment	1	1	N/A	87.2%	88.6%	88.3%

* This is based on patients treated on this contract for their most recent course of treatment. Figures in italics indicate the base number of FP17s or Patient Questionnaire responses are less than 100. N/A is shown where the base number of responses is less than 10 during the period. % is calculated as Quantity/Base number*100

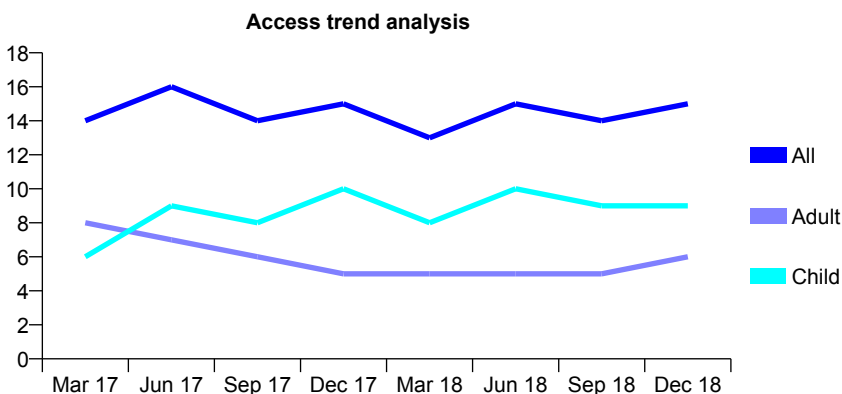
Q55 - Vital Signs At a Glance Contract Report for 322156/0001 - December 2018

Name or company name	MRS KD RUDIN
Contract type name	GDS Contract
Purpose of contract	General
Contract start date	01/04/2006
Contract end date	

18/19 Contracted general activity (UDA)	20
Carry forward general activity (UDA)	0
18/19 Contracted orthodontic activity (UOA)	0
Carry forward orthodontic activity (UOA)	0
Baseline contract value	£451.26

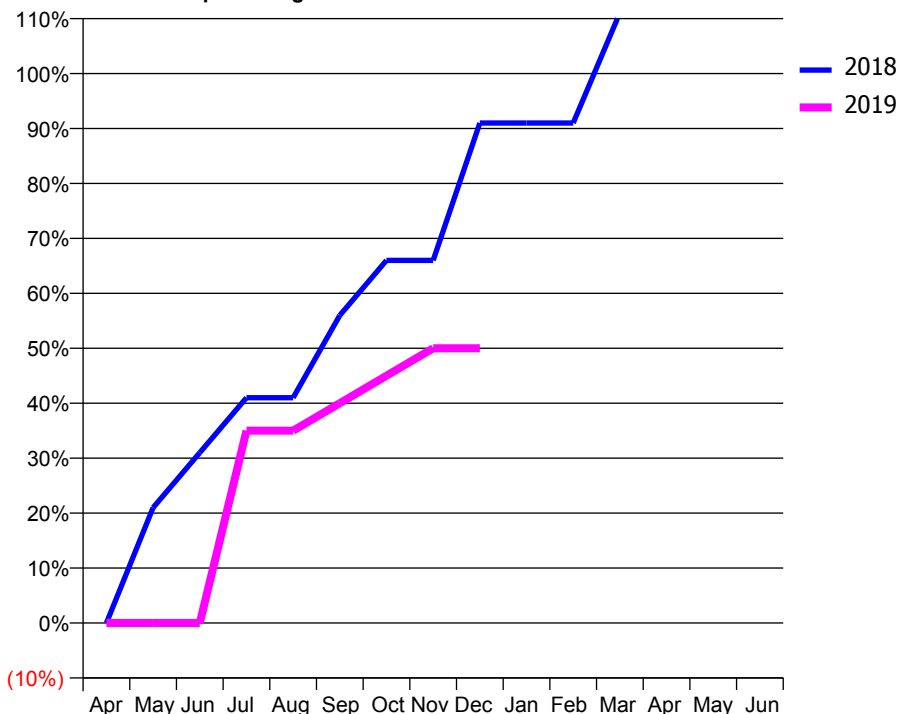
ACCESS*

Patients seen in 24 months	Total	Change since previous quarter
Quarter ending December 2017	15	
Quarter ending March 2018	13	↓
Quarter ending June 2018	15	↑
Quarter ending September 2018	14	↓
Quarter ending December 2018	15	↑
Variance since December 2017	0.0%	→



ACTIVITY

Cumulative percentage of contracted UDA delivered 2018 & 2019



Adjusted Scheduled Activity (UDA)

Month	2018	2019
April	0	0
May	4	0
June	6	0
July	8	7
August	8	7
September	11	8
October	13	9
November	13	10
December	18	10
January	18	
February	18	
March	22	
April	23	
May	23	
June	23	

QUALITY

	Quantity	Base Number	Contract	AT	Region	England
% of FP17s for the same patient ID Re-attending within 3 months - Children	0	8	0.0%	10.1%	11.6%	11.8%
% of FP17s for the same patient ID Re-attending within 3 months - Adults	0	3	0.0%	14.0%	15.1%	15.6%
% of FP17s for the same patient ID Re-attending between 3 & 9 months - Children	5	8	62.5%	62.0%	59.9%	58.8%
% of FP17s for the same patient ID Re-attending between 3 & 9 months - Adults	2	3	66.7%	55.1%	52.0%	51.0%
% of FP17s for Band 1 Urgent Courses	0	10	0.0%	6.8%	8.0%	9.0%
% of FP17s Relating to Free Repair or Replacements	0	10	0.0%	0.8%	0.8%	0.8%
% of FP17s Relating to Continuations	0	10	0.0%	1.1%	0.9%	0.9%
% of Patients satisfied with the dentistry they have received	0	0	N/A	92.0%	93.6%	93.2%
% of Patients satisfied with the time they had to wait for an appointment	0	0	N/A	87.2%	88.6%	88.3%

* This is based on patients treated on this contract for their most recent course of treatment. Figures in italics indicate the base number of FP17s or Patient Questionnaire responses are less than 100. N/A is shown where the base number of responses is less than 10 during the period. % is calculated as Quantity/Base number*100

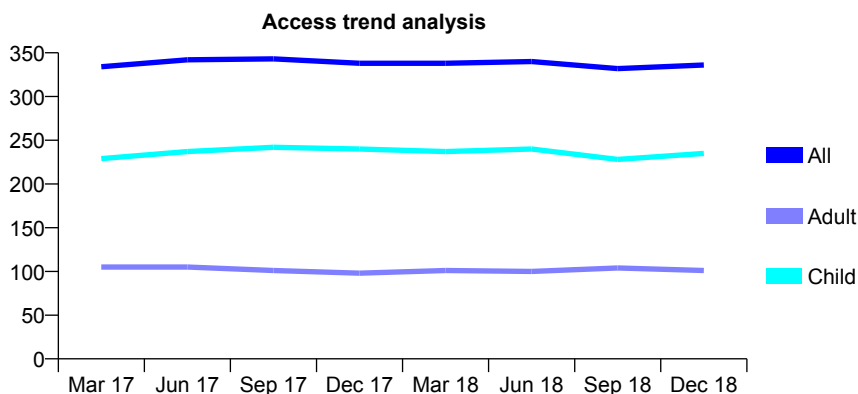
Q55 - Vital Signs At a Glance Contract Report for 323705/0001 - December 2018

Name or company name	MR MA ROBERTS
Contract type name	GDS Contract
Purpose of contract	General
Contract start date	01/04/2006
Contract end date	

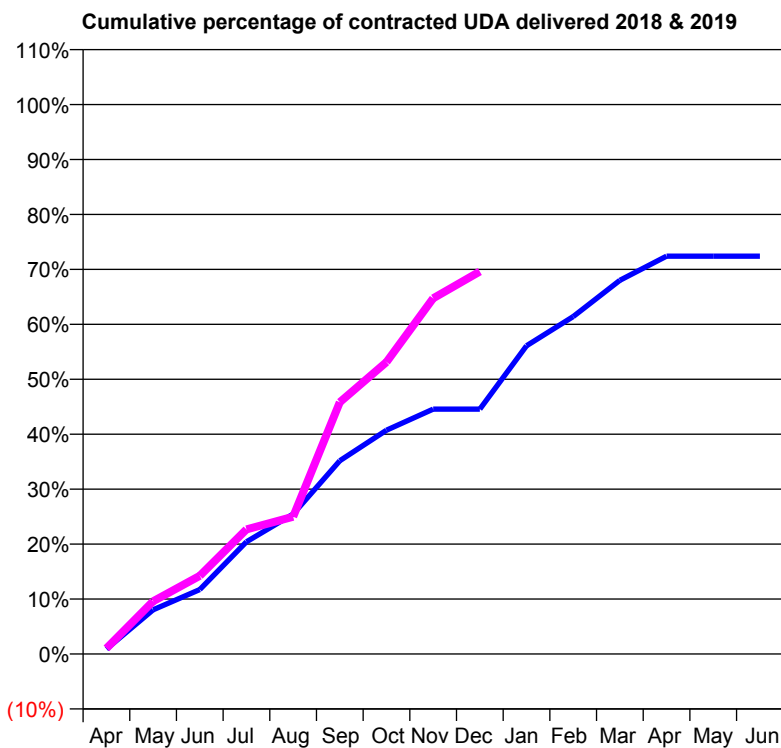
18/19 Contracted general activity (UDA)	700
Carry forward general activity (UDA)	0
18/19 Contracted orthodontic activity (UOA)	0
Carry forward orthodontic activity (UOA)	0
Baseline contract value	£17,962.15

ACCESS*

Patients seen in 24 months	Total	Change since previous quarter
Quarter ending December 2017	338	
Quarter ending March 2018	338	→
Quarter ending June 2018	340	→
Quarter ending September 2018	332	↓
Quarter ending December 2018	336	→
Variance since December 2017	(0.6%)	→



ACTIVITY



Adjusted Scheduled Activity (UDA)		
Month	2018	2019
April	9	7
May	80	67
June	117	100
July	204	159
August	255	175
September	352	321
October	407	372
November	446	453
December	446	487
January	561	
February	614	
March	680	
April	724	
May	724	
June	724	

QUALITY

	Quantity	Base Number	Contract	AT	Region	England
% of FP17s for the same patient ID Re-attending within 3 months - Children	26	286	9.1%	10.1%	11.6%	11.8%
% of FP17s for the same patient ID Re-attending within 3 months - Adults	10	80	12.5%	14.0%	15.1%	15.6%
% of FP17s for the same patient ID Re-attending between 3 & 9 months - Children	193	286	67.5%	62.0%	59.9%	58.8%
% of FP17s for the same patient ID Re-attending between 3 & 9 months - Adults	46	80	57.5%	55.1%	52.0%	51.0%
% of FP17s for Band 1 Urgent Courses	6	330	1.8%	6.8%	8.0%	9.0%
% of FP17s Relating to Free Repair or Replacements	0	330	0.0%	0.8%	0.8%	0.8%
% of FP17s Relating to Continuations	9	330	2.7%	1.1%	0.9%	0.9%
% of Patients satisfied with the dentistry they have received	0	0	N/A	92.0%	93.6%	93.2%
% of Patients satisfied with the time they had to wait for an appointment	0	0	N/A	87.2%	88.6%	88.3%

* This is based on patients treated on this contract for their most recent course of treatment. Figures in italics indicate the base number of FP17s or Patient Questionnaire responses are less than 100. N/A is shown where the base number of responses is less than 10 during the period. % is calculated as Quantity/Base number*100

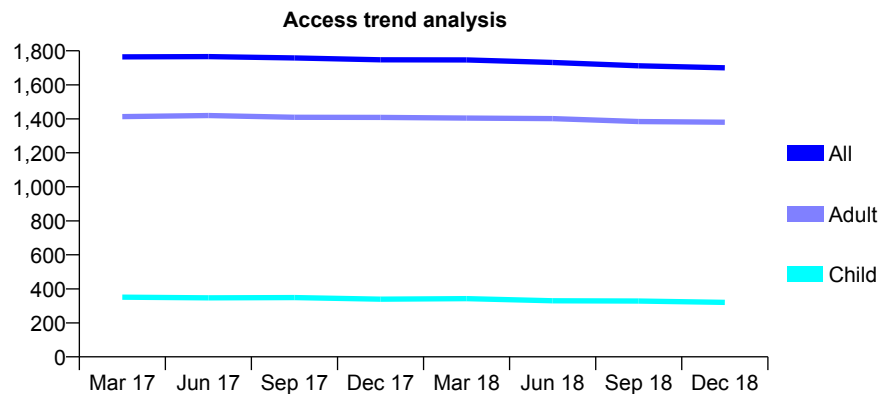
Q55 - Vital Signs At a Glance Contract Report for 326186/0001 - December 2018

Name or company name	MISS SJ THOMPSON
Contract type name	GDS Contract
Purpose of contract	General
Contract start date	01/04/2006
Contract end date	

18/19 Contracted general activity (UDA)	7,906
Carry forward general activity (UDA)	0
18/19 Contracted orthodontic activity (UOA)	0
Carry forward orthodontic activity (UOA)	0
Baseline contract value	£200,120.41

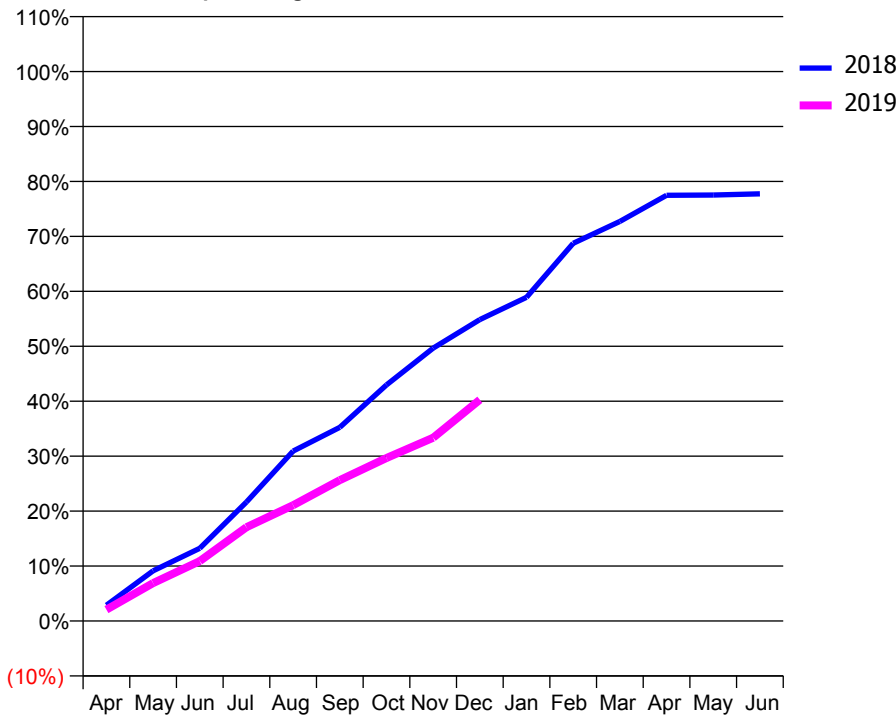
ACCESS*

Patients seen in 24 months	Total	Change since previous quarter
Quarter ending December 2017	1,747	
Quarter ending March 2018	1,746	→
Quarter ending June 2018	1,731	→
Quarter ending September 2018	1,712	↓
Quarter ending December 2018	1,700	→
Variance since December 2017	(2.7%)	↓



ACTIVITY

Cumulative percentage of contracted UDA delivered 2018 & 2019



Month	Adjusted Scheduled Activity (UDA)	
	2018	2019
April	199	163
May	631	545
June	915	862
July	1,495	1,350
August	2,135	1,667
September	2,434	2,026
October	2,968	2,345
November	3,430	2,638
December	3,789	3,184
January	4,067	
February	4,747	
March	5,022	
April	5,350	
May	5,353	
June	5,368	

QUALITY

	Quantity	Base Number	Contract	AT	Region	England
% of FP17s for the same patient ID Re-attending within 3 months - Children	17	328	5.2%	10.1%	11.6%	11.8%
% of FP17s for the same patient ID Re-attending within 3 months - Adults	232	1,279	18.1%	14.0%	15.1%	15.6%
% of FP17s for the same patient ID Re-attending between 3 & 9 months - Children	202	328	61.6%	62.0%	59.9%	58.8%
% of FP17s for the same patient ID Re-attending between 3 & 9 months - Adults	587	1,279	45.9%	55.1%	52.0%	51.0%
% of FP17s for Band 1 Urgent Courses	169	1,451	11.6%	6.8%	8.0%	9.0%
% of FP17s Relating to Free Repair or Replacements	22	1,451	1.5%	0.8%	0.8%	0.8%
% of FP17s Relating to Continuations	38	1,451	2.6%	1.1%	0.9%	0.9%
% of Patients satisfied with the dentistry they have received	1	1	N/A	92.0%	93.6%	93.2%
% of Patients satisfied with the time they had to wait for an appointment	1	1	N/A	87.2%	88.6%	88.3%

* This is based on patients treated on this contract for their most recent course of treatment. Figures in italics indicate the base number of FP17s or Patient Questionnaire responses are less than 100. N/A is shown where the base number of responses is less than 10 during the period. % is calculated as Quantity/Base number*100

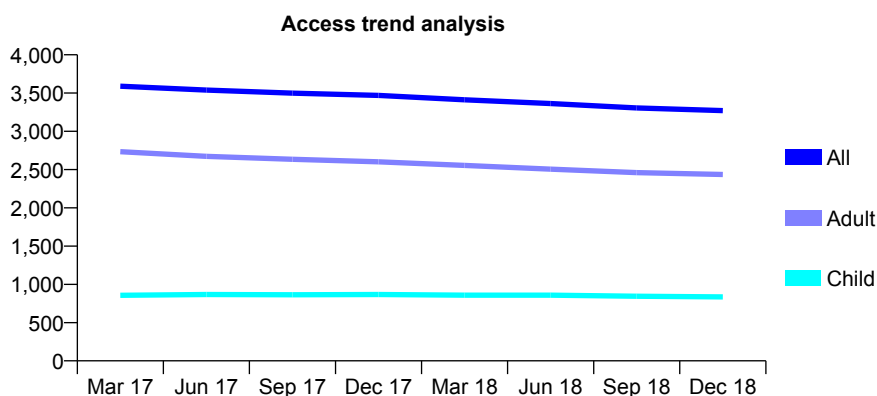
Q55 - Vital Signs At a Glance Contract Report for 330337/0002 - December 2018

Name or company name	MR AB WATTS
Contract type name	GDS Contract
Purpose of contract	General
Contract start date	01/04/2006
Contract end date	

18/19 Contracted general activity (UDA)	9,167
Carry forward general activity (UDA)	-183
18/19 Contracted orthodontic activity (UOA)	0
Carry forward orthodontic activity (UOA)	0
Baseline contract value	£309,990.96

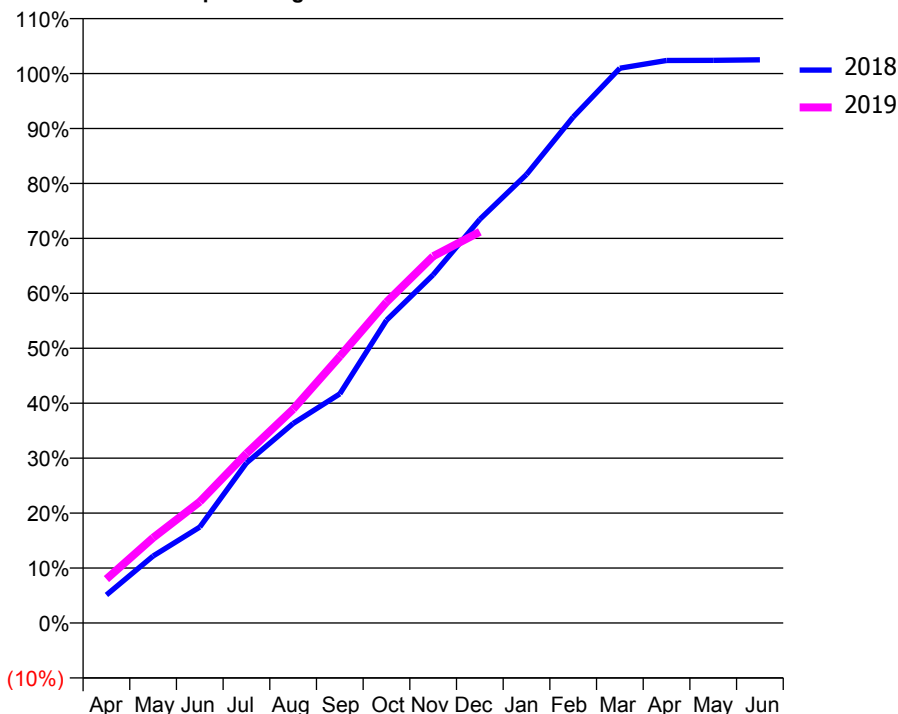
ACCESS*

Patients seen in 24 months	Total	Change since previous quarter
Quarter ending December 2017	3,469	
Quarter ending March 2018	3,412	↓
Quarter ending June 2018	3,363	↓
Quarter ending September 2018	3,305	↓
Quarter ending December 2018	3,270	↓
Variance since December 2017	(5.7%)	↓



ACTIVITY

Cumulative percentage of contracted UDA delivered 2018 & 2019



Month	Adjusted Scheduled Activity (UDA)	
	2018	2019
April	467	734
May	1,117	1,422
June	1,600	2,024
July	2,671	2,829
August	3,328	3,567
September	3,823	4,448
October	5,051	5,353
November	5,809	6,118
December	6,734	6,526
January	7,482	
February	8,440	
March	9,254	
April	9,385	
May	9,387	
June	9,396	

QUALITY

	Quantity	Base Number	Contract	AT	Region	England
% of FP17s for the same patient ID Re-attending within 3 months - Children	43	979	4.4%	10.1%	11.6%	11.8%
% of FP17s for the same patient ID Re-attending within 3 months - Adults	284	2,888	9.8%	14.0%	15.1%	15.6%
% of FP17s for the same patient ID Re-attending between 3 & 9 months - Children	702	979	71.7%	62.0%	59.9%	58.8%
% of FP17s for the same patient ID Re-attending between 3 & 9 months - Adults	2,095	2,888	72.5%	55.1%	52.0%	51.0%
% of FP17s for Band 1 Urgent Courses	87	3,794	2.3%	6.8%	8.0%	9.0%
% of FP17s Relating to Free Repair or Replacements	6	3,794	0.2%	0.8%	0.8%	0.8%
% of FP17s Relating to Continuations	29	3,794	0.8%	1.1%	0.9%	0.9%
% of Patients satisfied with the dentistry they have received	1	1	N/A	92.0%	93.6%	93.2%
% of Patients satisfied with the time they had to wait for an appointment	1	1	N/A	87.2%	88.6%	88.3%

* This is based on patients treated on this contract for their most recent course of treatment. Figures in italics indicate the base number of FP17s or Patient Questionnaire responses are less than 100. N/A is shown where the base number of responses is less than 10 during the period. % is calculated as Quantity/Base number*100

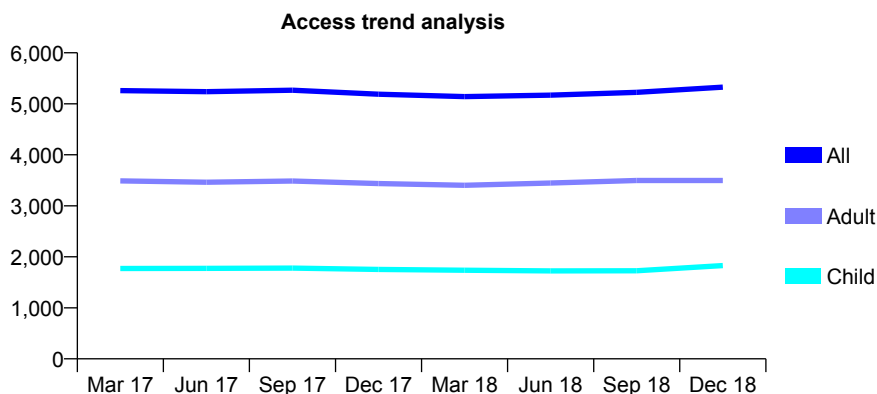
Q55 - Vital Signs At a Glance Contract Report for 331147/0001 - December 2018

Name or company name	MR J TRUSZ
Contract type name	GDS Contract
Purpose of contract	General
Contract start date	01/04/2006
Contract end date	

18/19 Contracted general activity (UDA)	14,769
Carry forward general activity (UDA)	-289
18/19 Contracted orthodontic activity (UOA)	0
Carry forward orthodontic activity (UOA)	0
Baseline contract value	£347,223.90

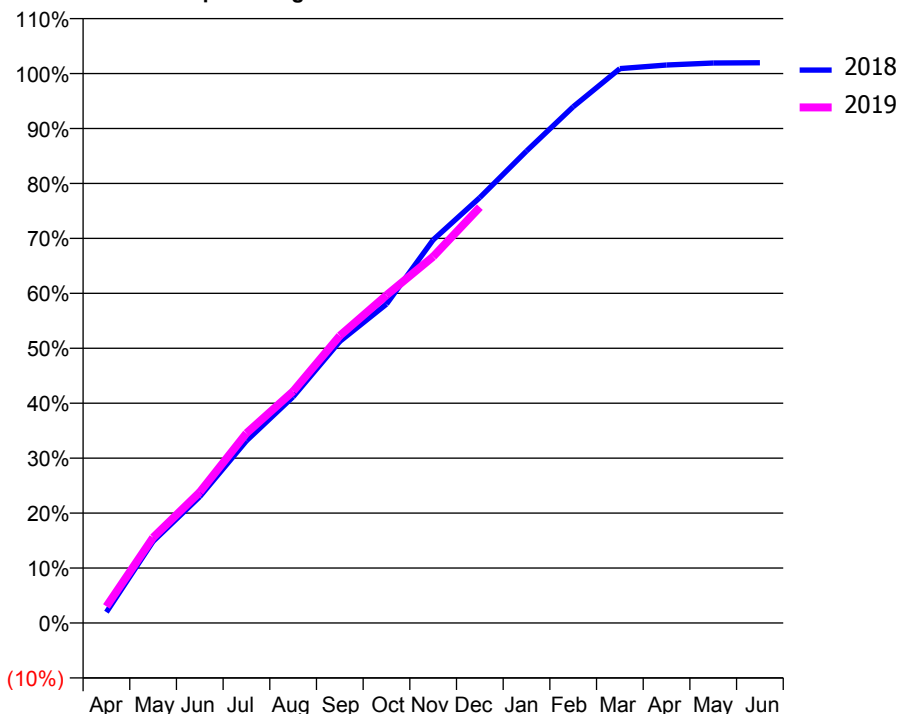
ACCESS*

Patients seen in 24 months	Total	Change since previous quarter
Quarter ending December 2017	5,189	
Quarter ending March 2018	5,140	→
Quarter ending June 2018	5,171	→
Quarter ending September 2018	5,226	→
Quarter ending December 2018	5,326	→
Variance since December 2017	2.6%	↑



ACTIVITY

Cumulative percentage of contracted UDA delivered 2018 & 2019



Month	Adjusted Scheduled Activity (UDA)	
	2018	2019
April	291	446
May	2,194	2,298
June	3,395	3,516
July	4,897	5,102
August	6,080	6,227
September	7,567	7,722
October	8,572	8,813
November	10,300	9,846
December	11,433	11,178
January	12,684	
February	13,875	
March	14,902	
April	14,998	
May	15,051	
June	15,058	

QUALITY

	Quantity	Base Number	Contract	AT	Region	England
% of FP17s for the same patient ID Re-attending within 3 months - Children	187	2,430	7.7%	10.1%	11.6%	11.8%
% of FP17s for the same patient ID Re-attending within 3 months - Adults	396	3,971	10.0%	14.0%	15.1%	15.6%
% of FP17s for the same patient ID Re-attending between 3 & 9 months - Children	1,613	2,430	66.4%	62.0%	59.9%	58.8%
% of FP17s for the same patient ID Re-attending between 3 & 9 months - Adults	2,224	3,971	56.0%	55.1%	52.0%	51.0%
% of FP17s for Band 1 Urgent Courses	209	6,324	3.3%	6.8%	8.0%	9.0%
% of FP17s Relating to Free Repair or Replacements	75	6,324	1.2%	0.8%	0.8%	0.8%
% of FP17s Relating to Continuations	31	6,324	0.5%	1.1%	0.9%	0.9%
% of Patients satisfied with the dentistry they have received	3	4	N/A	92.0%	93.6%	93.2%
% of Patients satisfied with the time they had to wait for an appointment	3	4	N/A	87.2%	88.6%	88.3%

* This is based on patients treated on this contract for their most recent course of treatment. Figures in italics indicate the base number of FP17s or Patient Questionnaire responses are less than 100. N/A is shown where the base number of responses is less than 10 during the period. % is calculated as Quantity/Base number*100

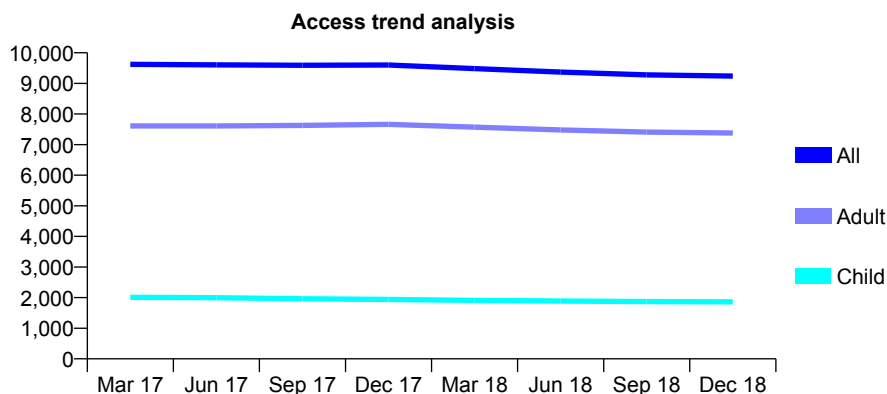
Q55 - Vital Signs At a Glance Contract Report for 331864/0001 - December 2018

Name or company name	MISS L KO
Contract type name	GDS Contract
Purpose of contract	General and Orthodontic
Contract start date	01/04/2006
Contract end date	

18/19 Contracted general activity (UDA)	28,035
Carry forward general activity (UDA)	0
18/19 Contracted orthodontic activity (UOA)	1,062
Carry forward orthodontic activity (UOA)	0
Baseline contract value	£735,194.22

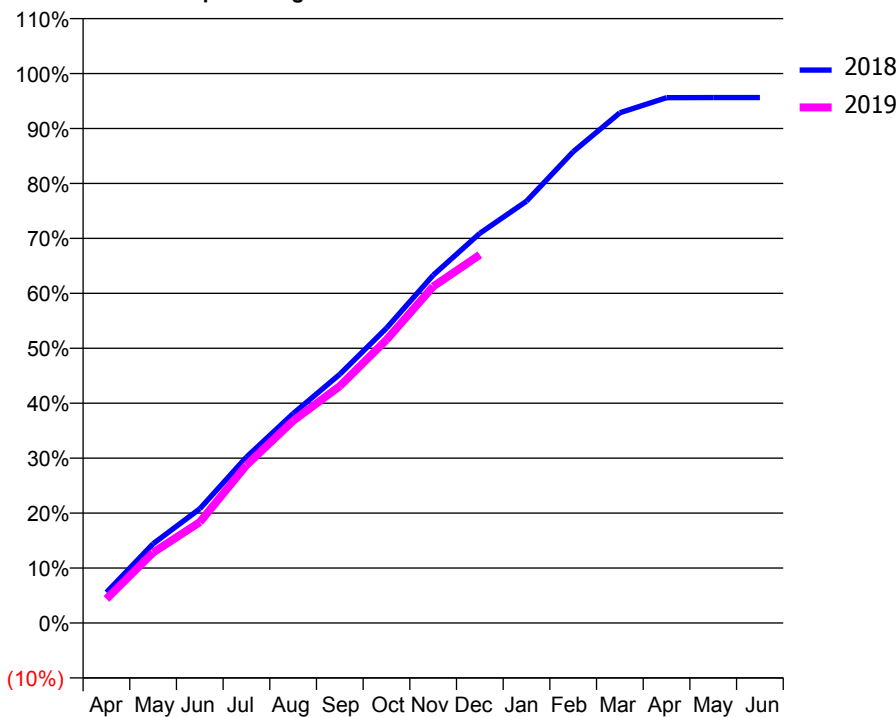
ACCESS*

Patients seen in 24 months	Total	Change since previous quarter
Quarter ending December 2017	9,600	
Quarter ending March 2018	9,482	↓
Quarter ending June 2018	9,372	↓
Quarter ending September 2018	9,280	→
Quarter ending December 2018	9,239	→
Variance since December 2017	(3.8%)	↓



ACTIVITY

Cumulative percentage of contracted UDA delivered 2018 & 2019



Month	Adjusted Scheduled Activity (UDA)	
	2018	2019
April	1,560	1,228
May	4,045	3,598
June	5,826	5,149
July	8,464	8,052
August	10,688	10,320
September	12,692	12,083
October	15,047	14,446
November	17,746	17,171
December	19,880	18,788
January	21,522	
February	24,047	
March	26,035	
April	26,802	
May	26,806	
June	26,807	

QUALITY

	Quantity	Base Number	Contract	AT	Region	England
% of FP17s for the same patient ID Re-attending within 3 months - Children	159	2,335	6.8%	10.1%	11.6%	11.8%
% of FP17s for the same patient ID Re-attending within 3 months - Adults	1,046	8,423	12.4%	14.0%	15.1%	15.6%
% of FP17s for the same patient ID Re-attending between 3 & 9 months - Children	1,584	2,335	67.8%	62.0%	59.9%	58.8%
% of FP17s for the same patient ID Re-attending between 3 & 9 months - Adults	5,108	8,423	60.6%	55.1%	52.0%	51.0%
% of FP17s for Band 1 Urgent Courses	747	10,130	7.4%	6.8%	8.0%	9.0%
% of FP17s Relating to Free Repair or Replacements	150	10,130	1.5%	0.8%	0.8%	0.8%
% of FP17s Relating to Continuations	48	10,130	0.5%	1.1%	0.9%	0.9%
% of Patients satisfied with the dentistry they have received	8	8	N/A	92.0%	93.6%	93.2%
% of Patients satisfied with the time they had to wait for an appointment	8	8	N/A	87.2%	88.6%	88.3%

* This is based on patients treated on this contract for their most recent course of treatment. Figures in italics indicate the base number of FP17s or Patient Questionnaire responses are less than 100. N/A is shown where the base number of responses is less than 10 during the period. % is calculated as Quantity/Base number*100

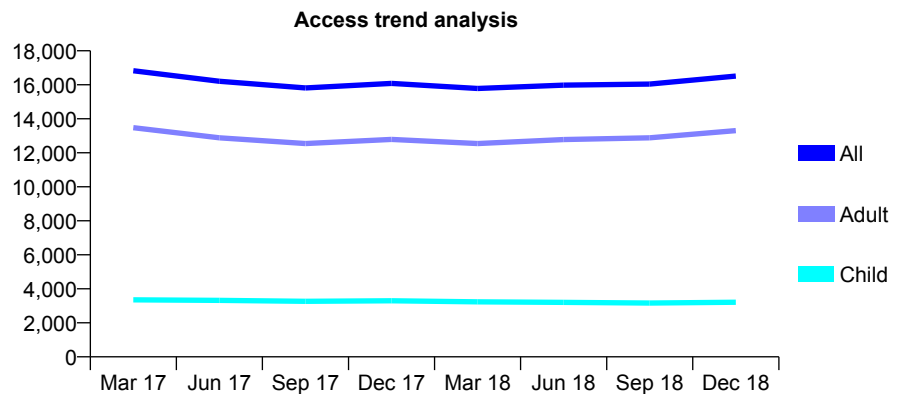
Q55 - Vital Signs At a Glance Contract Report for 338109/0001 - December 2018

Name or company name	MR PF CARROLL
Contract type name	GDS Contract
Purpose of contract	General
Contract start date	01/04/2006
Contract end date	

18/19 Contracted general activity (UDA)	33,023
Carry forward general activity (UDA)	0
18/19 Contracted orthodontic activity (UOA)	0
Carry forward orthodontic activity (UOA)	0
Baseline contract value	£822,741.60

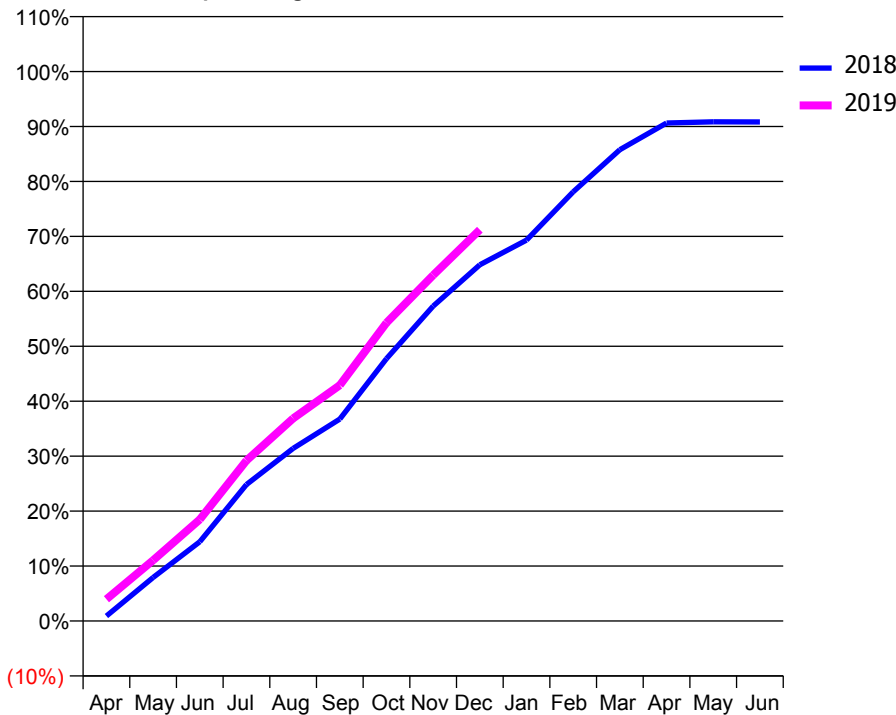
ACCESS*

Patients seen in 24 months	Total	Change since previous quarter
Quarter ending December 2017	16,085	
Quarter ending March 2018	15,782	↓
Quarter ending June 2018	15,980	→
Quarter ending September 2018	16,047	→
Quarter ending December 2018	16,515	↑
Variance since December 2017	2.7%	↑



ACTIVITY

Cumulative percentage of contracted UDA delivered 2018 & 2019



Month	Adjusted Scheduled Activity (UDA)	
	2018	2019
April	300	1,309
May	2,617	3,654
June	4,764	6,102
July	8,199	9,641
August	10,373	12,173
September	12,135	14,171
October	15,764	17,925
November	18,925	20,783
December	21,407	23,519
January	22,888	
February	25,795	
March	28,326	
April	29,924	
May	29,998	
June	29,989	

QUALITY

	Quantity	Base Number	Contract	AT	Region	England
% of FP17s for the same patient ID Re-attending within 3 months - Children	164	3,345	4.9%	10.1%	11.6%	11.8%
% of FP17s for the same patient ID Re-attending within 3 months - Adults	1,224	11,464	10.7%	14.0%	15.1%	15.6%
% of FP17s for the same patient ID Re-attending between 3 & 9 months - Children	1,867	3,345	55.8%	62.0%	59.9%	58.8%
% of FP17s for the same patient ID Re-attending between 3 & 9 months - Adults	3,730	11,464	32.5%	55.1%	52.0%	51.0%
% of FP17s for Band 1 Urgent Courses	767	13,517	5.7%	6.8%	8.0%	9.0%
% of FP17s Relating to Free Repair or Replacements	157	13,517	1.2%	0.8%	0.8%	0.8%
% of FP17s Relating to Continuations	158	13,517	1.2%	1.1%	0.9%	0.9%
% of Patients satisfied with the dentistry they have received	1	3	N/A	92.0%	93.6%	93.2%
% of Patients satisfied with the time they had to wait for an appointment	1	3	N/A	87.2%	88.6%	88.3%

* This is based on patients treated on this contract for their most recent course of treatment. Figures in italics indicate the base number of FP17s or Patient Questionnaire responses are less than 100. N/A is shown where the base number of responses is less than 10 during the period. % is calculated as Quantity/Base number*100

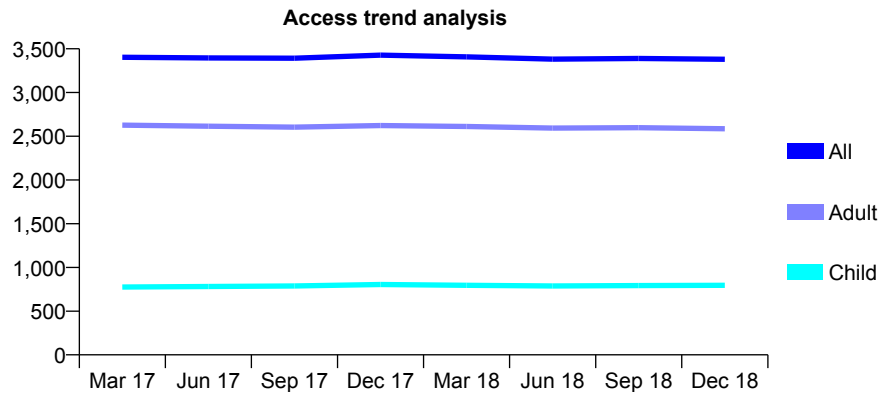
Q55 - Vital Signs At a Glance Contract Report for 353922/0001 - December 2018

Name or company name	MRS P RAD
Contract type name	GDS Contract
Purpose of contract	General
Contract start date	01/04/2006
Contract end date	

18/19 Contracted general activity (UDA)	11,667
Carry forward general activity (UDA)	-140
18/19 Contracted orthodontic activity (UOA)	0
Carry forward orthodontic activity (UOA)	0
Baseline contract value	£296,854.00

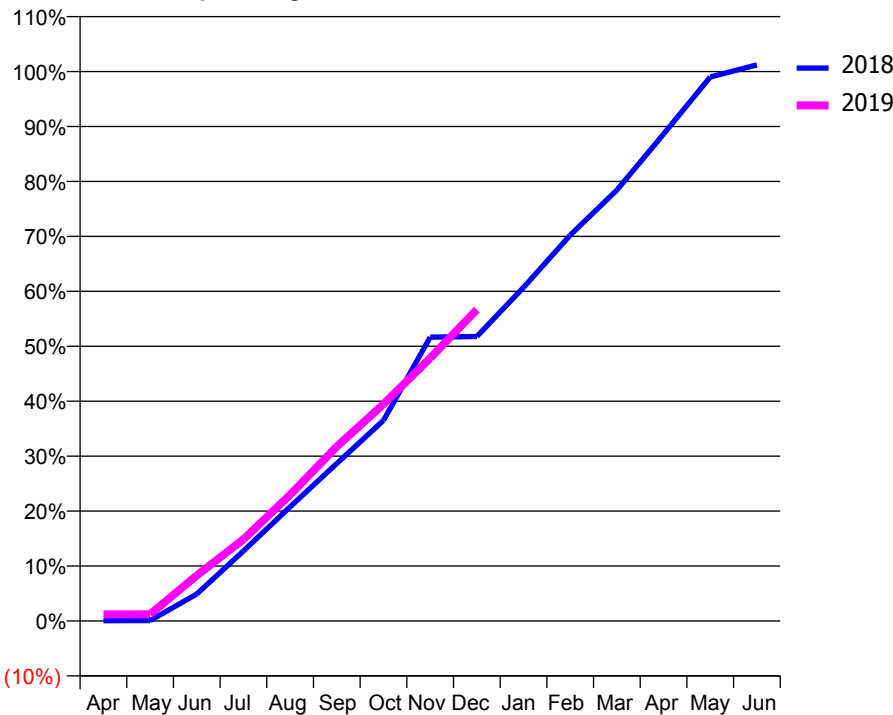
ACCESS*

Patients seen in 24 months	Total	Change since previous quarter
Quarter ending December 2017	3,428	
Quarter ending March 2018	3,408	→
Quarter ending June 2018	3,382	→
Quarter ending September 2018	3,390	→
Quarter ending December 2018	3,381	→
Variance since December 2017	(1.4%)	↓



ACTIVITY

Cumulative percentage of contracted UDA delivered 2018 & 2019



Month	Adjusted Scheduled Activity (UDA)	
	2018	2019
April	7	140
May	10	143
June	573	966
July	1,488	1,734
August	2,424	2,679
September	3,346	3,706
October	4,261	4,604
November	6,026	5,583
December	6,040	6,612
January	7,082	
February	8,192	
March	9,150	
April	10,337	
May	11,551	
June	11,807	

QUALITY

	Quantity	Base Number	Contract	AT	Region	England
% of FP17s for the same patient ID Re-attending within 3 months - Children	43	963	4.5%	10.1%	11.6%	11.8%
% of FP17s for the same patient ID Re-attending within 3 months - Adults	336	2,841	11.8%	14.0%	15.1%	15.6%
% of FP17s for the same patient ID Re-attending between 3 & 9 months - Children	620	963	64.4%	62.0%	59.9%	58.8%
% of FP17s for the same patient ID Re-attending between 3 & 9 months - Adults	1,724	2,841	60.7%	55.1%	52.0%	51.0%
% of FP17s for Band 1 Urgent Courses	24	2,860	0.8%	6.8%	8.0%	9.0%
% of FP17s Relating to Free Repair or Replacements	14	2,860	0.5%	0.8%	0.8%	0.8%
% of FP17s Relating to Continuations	77	2,860	2.7%	1.1%	0.9%	0.9%
% of Patients satisfied with the dentistry they have received	0	0	N/A	92.0%	93.6%	93.2%
% of Patients satisfied with the time they had to wait for an appointment	0	0	N/A	87.2%	88.6%	88.3%

* This is based on patients treated on this contract for their most recent course of treatment. Figures in italics indicate the base number of FP17s or Patient Questionnaire responses are less than 100. N/A is shown where the base number of responses is less than 10 during the period. % is calculated as Quantity/Base number*100

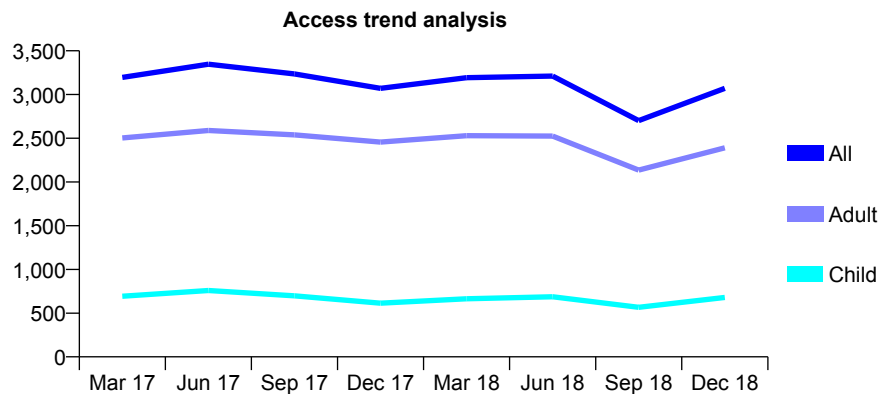
Q55 - Vital Signs At a Glance Contract Report for 355127/0001 - December 2018

Name or company name	MR A KOSHAL
Contract type name	GDS Contract
Purpose of contract	General
Contract start date	01/04/2006
Contract end date	

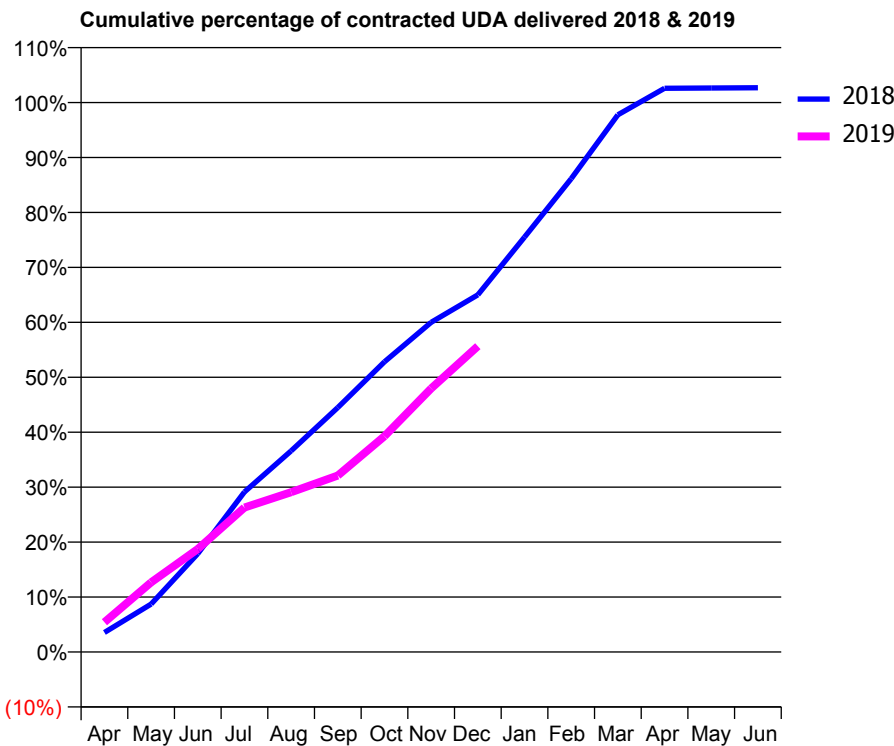
18/19 Contracted general activity (UDA)	10,677
Carry forward general activity (UDA)	-214
18/19 Contracted orthodontic activity (UOA)	0
Carry forward orthodontic activity (UOA)	0
Baseline contract value	£476,344.84

ACCESS*

Patients seen in 24 months	Total	Change since previous quarter
Quarter ending December 2017	3,070	
Quarter ending March 2018	3,193	↑
Quarter ending June 2018	3,211	→
Quarter ending September 2018	2,702	↓
Quarter ending December 2018	3,070	↑
Variance since December 2017	0.0%	→



ACTIVITY



Month	Adjusted Scheduled Activity (UDA)	
	2018	2019
April	379	580
May	930	1,355
June	1,910	2,002
July	3,110	2,807
August	3,909	3,106
September	4,750	3,428
October	5,640	4,193
November	6,407	5,120
December	6,940	5,944
January	8,061	
February	9,197	
March	10,437	
April	10,955	
May	10,960	
June	10,963	

QUALITY

	Quantity	Base Number	Contract	AT	Region	England
% of FP17s for the same patient ID Re-attending within 3 months - Children	21	731	2.9%	10.1%	11.6%	11.8%
% of FP17s for the same patient ID Re-attending within 3 months - Adults	216	2,481	8.7%	14.0%	15.1%	15.6%
% of FP17s for the same patient ID Re-attending between 3 & 9 months - Children	255	731	34.9%	62.0%	59.9%	58.8%
% of FP17s for the same patient ID Re-attending between 3 & 9 months - Adults	796	2,481	32.1%	55.1%	52.0%	51.0%
% of FP17s for Band 1 Urgent Courses	233	2,955	7.9%	6.8%	8.0%	9.0%
% of FP17s Relating to Free Repair or Replacements	11	2,955	0.4%	0.8%	0.8%	0.8%
% of FP17s Relating to Continuations	34	2,955	1.2%	1.1%	0.9%	0.9%
% of Patients satisfied with the dentistry they have received	0	0	N/A	92.0%	93.6%	93.2%
% of Patients satisfied with the time they had to wait for an appointment	0	0	N/A	87.2%	88.6%	88.3%

* This is based on patients treated on this contract for their most recent course of treatment. Figures in italics indicate the base number of FP17s or Patient Questionnaire responses are less than 100. N/A is shown where the base number of responses is less than 10 during the period. % is calculated as Quantity/Base number*100

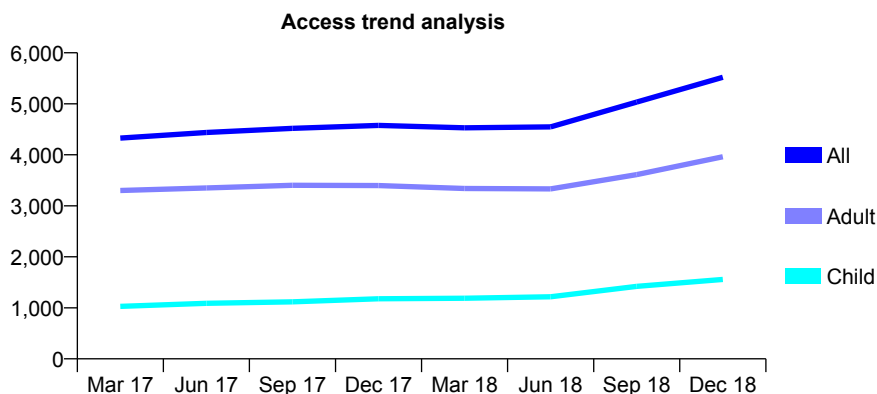
Q55 - Vital Signs At a Glance Contract Report for 368350/0001 - December 2018

Name or company name	MRS A MIODUSZEWSKA
Contract type name	GDS Contract
Purpose of contract	General
Contract start date	01/08/2012
Contract end date	

18/19 Contracted general activity (UDA)	19,546
Carry forward general activity (UDA)	-112
18/19 Contracted orthodontic activity (UOA)	0
Carry forward orthodontic activity (UOA)	0
Baseline contract value	£489,846.77

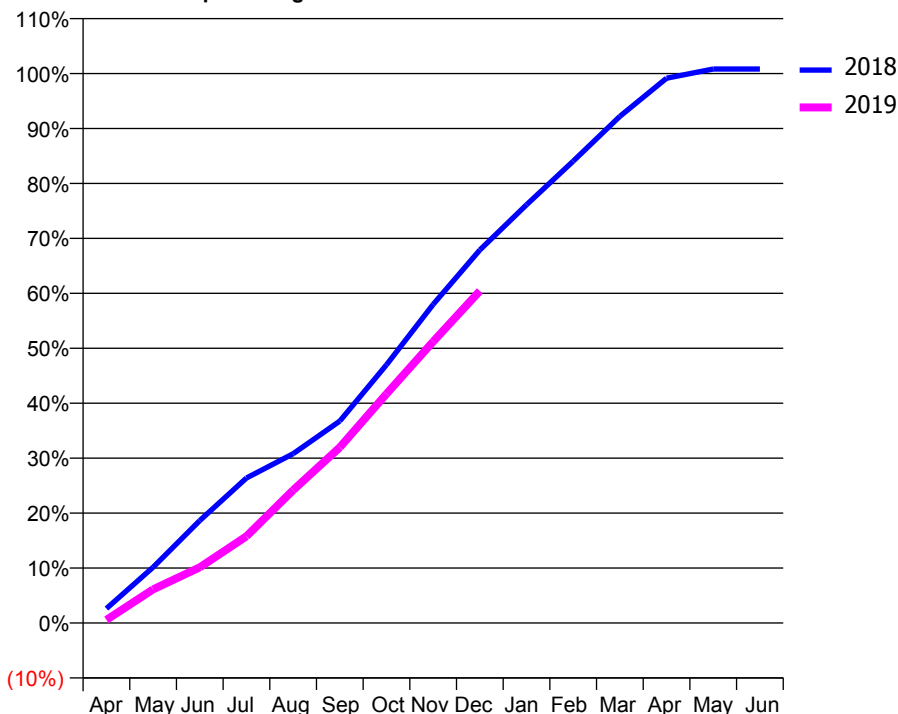
ACCESS*

Patients seen in 24 months	Total	Change since previous quarter
Quarter ending December 2017	4,577	
Quarter ending March 2018	4,530	↓
Quarter ending June 2018	4,548	→
Quarter ending September 2018	5,033	↑
Quarter ending December 2018	5,520	↑
Variance since December 2017	20.6%	↑



ACTIVITY

Cumulative percentage of contracted UDA delivered 2018 & 2019



Month	Adjusted Scheduled Activity (UDA)	
	2018	2019
April	358	112
May	1,375	1,196
June	2,525	1,981
July	3,573	3,086
August	4,172	4,727
September	4,978	6,247
October	6,365	8,151
November	7,856	10,008
December	9,196	11,813
January	10,312	
February	11,386	
March	12,490	
April	13,431	
May	13,658	
June	13,658	

QUALITY

	Quantity	Base Number	Contract	AT	Region	England
% of FP17s for the same patient ID Re-attending within 3 months - Children	137	1,867	7.3%	10.1%	11.6%	11.8%
% of FP17s for the same patient ID Re-attending within 3 months - Adults	400	4,540	8.8%	14.0%	15.1%	15.6%
% of FP17s for the same patient ID Re-attending between 3 & 9 months - Children	1,026	1,867	55.0%	62.0%	59.9%	58.8%
% of FP17s for the same patient ID Re-attending between 3 & 9 months - Adults	2,833	4,540	62.4%	55.1%	52.0%	51.0%
% of FP17s for Band 1 Urgent Courses	143	5,228	2.7%	6.8%	8.0%	9.0%
% of FP17s Relating to Free Repair or Replacements	13	5,228	0.2%	0.8%	0.8%	0.8%
% of FP17s Relating to Continuations	65	5,228	1.2%	1.1%	0.9%	0.9%
% of Patients satisfied with the dentistry they have received	5	5	N/A	92.0%	93.6%	93.2%
% of Patients satisfied with the time they had to wait for an appointment	5	5	N/A	87.2%	88.6%	88.3%

* This is based on patients treated on this contract for their most recent course of treatment. Figures in italics indicate the base number of FP17s or Patient Questionnaire responses are less than 100. N/A is shown where the base number of responses is less than 10 during the period. % is calculated as Quantity/Base number*100

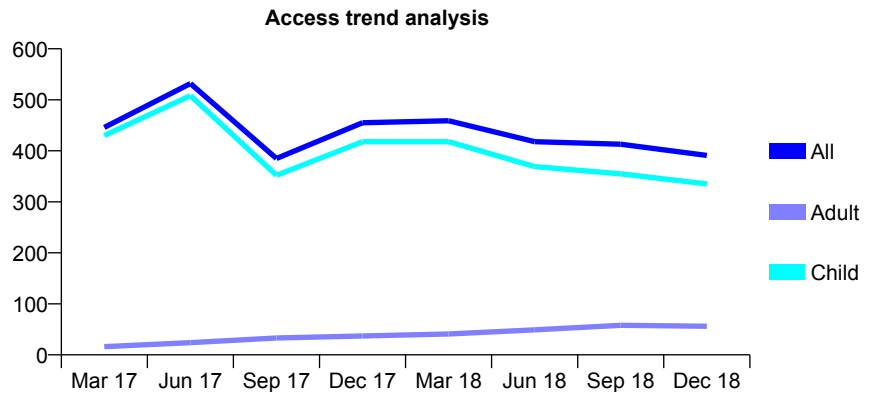
Q55 - Vital Signs At a Glance Contract Report for 561916/0002 - December 2018

Name or company name	MISS BM WILSON
Contract type name	GDS Contract
Purpose of contract	General
Contract start date	23/06/2013
Contract end date	

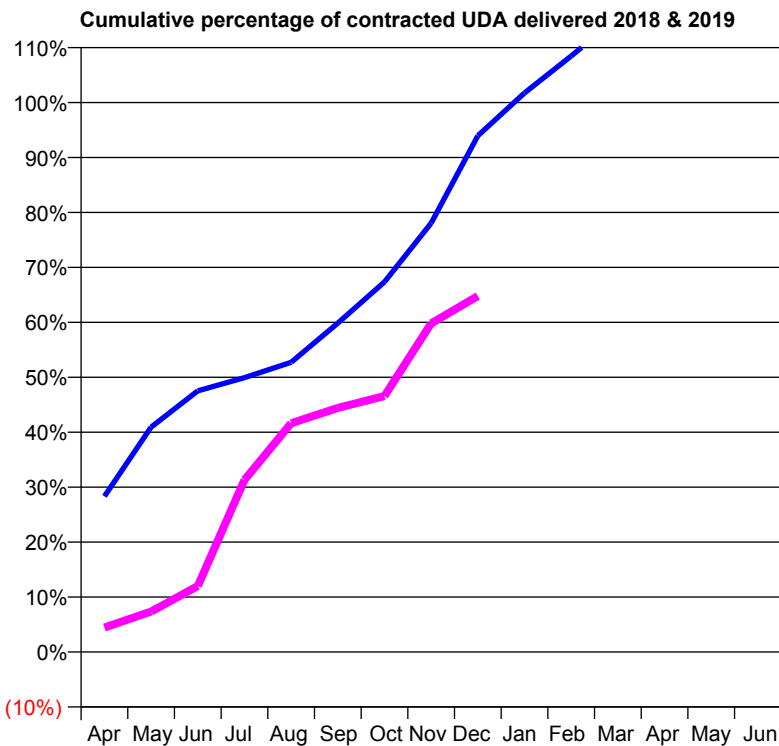
18/19 Contracted general activity (UDA)	787
Carry forward general activity (UDA)	-16
18/19 Contracted orthodontic activity (UOA)	0
Carry forward orthodontic activity (UOA)	0
Baseline contract value	£21,288.51

ACCESS*

Patients seen in 24 months	Total	Change since previous quarter
Quarter ending December 2017	455	
Quarter ending March 2018	459	→
Quarter ending June 2018	418	↓
Quarter ending September 2018	413	↓
Quarter ending December 2018	391	↓
Variance since December 2017	(14.1%)	↓



ACTIVITY



Adjusted Scheduled Activity (UDA)		
Month	2018	2019
April	223	35
May	322	58
June	374	94
July	393	246
August	415	328
September	471	350
October	530	367
November	614	471
December	739	510
January	801	
February	854	
March	908	
April	947	
May	947	
June	947	

QUALITY

	Quantity	Base Number	Contract	AT	Region	England
% of FP17s for the same patient ID Re-attending within 3 months - Children	16	379	4.2%	10.1%	11.6%	11.8%
% of FP17s for the same patient ID Re-attending within 3 months - Adults	0	0	N/A	14.0%	15.1%	15.6%
% of FP17s for the same patient ID Re-attending between 3 & 9 months - Children	131	379	34.6%	62.0%	59.9%	58.8%
% of FP17s for the same patient ID Re-attending between 3 & 9 months - Adults	0	0	N/A	55.1%	52.0%	51.0%
% of FP17s for Band 1 Urgent Courses	4	350	1.1%	6.8%	8.0%	9.0%
% of FP17s Relating to Free Repair or Replacements	0	350	0.0%	0.8%	0.8%	0.8%
% of FP17s Relating to Continuations	8	350	2.3%	1.1%	0.9%	0.9%
% of Patients satisfied with the dentistry they have received	0	0	N/A	92.0%	93.6%	93.2%
% of Patients satisfied with the time they had to wait for an appointment	0	0	N/A	87.2%	88.6%	88.3%

* This is based on patients treated on this contract for their most recent course of treatment. Figures in italics indicate the base number of FP17s or Patient Questionnaire responses are less than 100. N/A is shown where the base number of responses is less than 10 during the period. % is calculated as Quantity/Base number*100

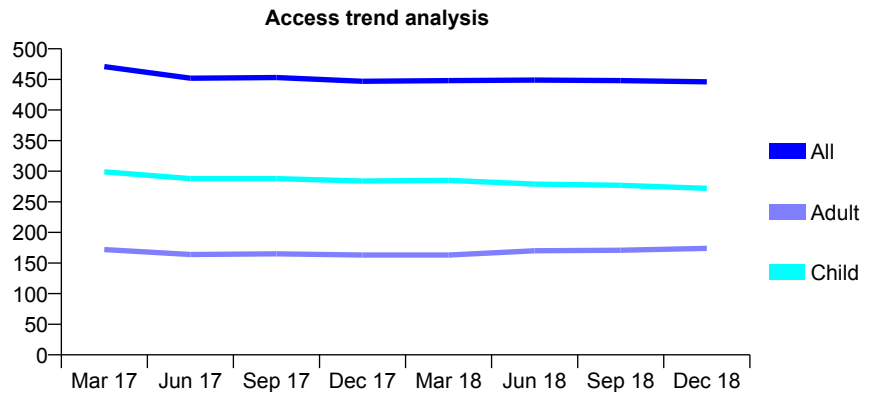
Q55 - Vital Signs At a Glance Contract Report for 571776/0001 - December 2018

Name or company name	MR JS FITTON
Contract type name	GDS Contract
Purpose of contract	General
Contract start date	01/04/2006
Contract end date	

18/19 Contracted general activity (UDA)	1,024
Carry forward general activity (UDA)	18
18/19 Contracted orthodontic activity (UOA)	0
Carry forward orthodontic activity (UOA)	0
Baseline contract value	£23,019.76

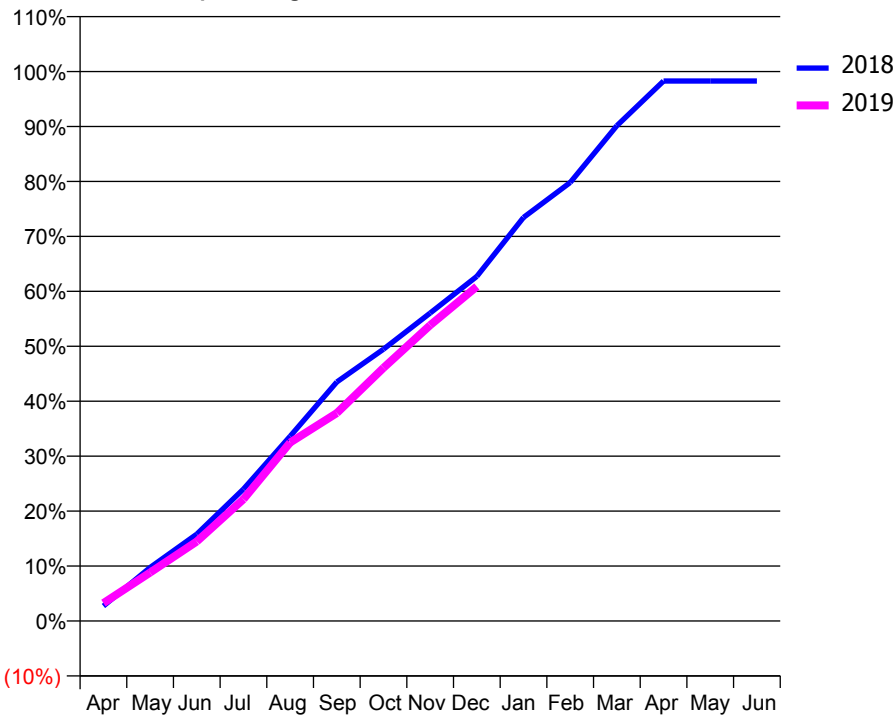
ACCESS*

Patients seen in 24 months	Total	Change since previous quarter
Quarter ending December 2017	447	
Quarter ending March 2018	448	→
Quarter ending June 2018	449	→
Quarter ending September 2018	448	→
Quarter ending December 2018	446	→
Variance since December 2017	(0.2%)	→



ACTIVITY

Cumulative percentage of contracted UDA delivered 2018 & 2019



Month	Adjusted Scheduled Activity (UDA)	
	2018	2019
April	28	33
May	100	90
June	162	148
July	246	227
August	344	333
September	445	388
October	507	472
November	574	551
December	642	623
January	752	
February	817	
March	923	
April	1,006	
May	1,006	
June	1,006	

QUALITY

	Quantity	Base Number	Contract	AT	Region	England
% of FP17s for the same patient ID Re-attending within 3 months - Children	21	368	5.7%	10.1%	11.6%	11.8%
% of FP17s for the same patient ID Re-attending within 3 months - Adults	6	154	3.9%	14.0%	15.1%	15.6%
% of FP17s for the same patient ID Re-attending between 3 & 9 months - Children	273	368	74.2%	62.0%	59.9%	58.8%
% of FP17s for the same patient ID Re-attending between 3 & 9 months - Adults	98	154	63.6%	55.1%	52.0%	51.0%
% of FP17s for Band 1 Urgent Courses	17	486	3.5%	6.8%	8.0%	9.0%
% of FP17s Relating to Free Repair or Replacements	0	486	0.0%	0.8%	0.8%	0.8%
% of FP17s Relating to Continuations	0	486	0.0%	1.1%	0.9%	0.9%
% of Patients satisfied with the dentistry they have received	0	0	N/A	92.0%	93.6%	93.2%
% of Patients satisfied with the time they had to wait for an appointment	0	0	N/A	87.2%	88.6%	88.3%

* This is based on patients treated on this contract for their most recent course of treatment. Figures in italics indicate the base number of FP17s or Patient Questionnaire responses are less than 100. N/A is shown where the base number of responses is less than 10 during the period. % is calculated as Quantity/Base number*100

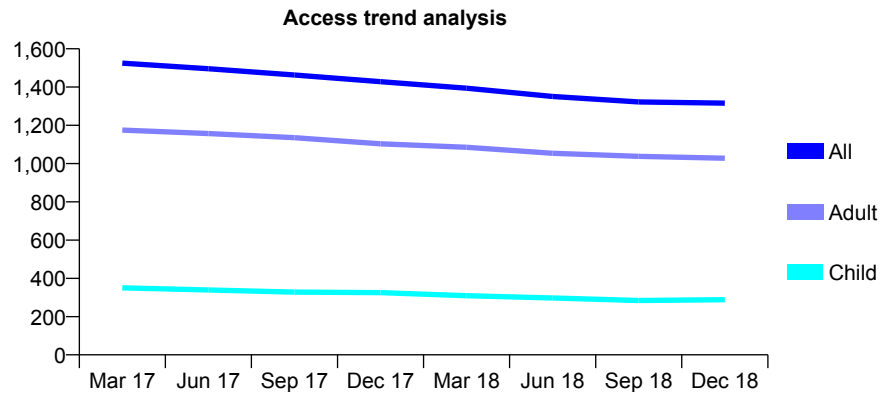
Q55 - Vital Signs At a Glance Contract Report for 572497/0001 - December 2018

Name or company name	MR CA TAVARES
Contract type name	GDS Contract
Purpose of contract	General
Contract start date	01/04/2006
Contract end date	

18/19 Contracted general activity (UDA)	4,705
Carry forward general activity (UDA)	0
18/19 Contracted orthodontic activity (UOA)	0
Carry forward orthodontic activity (UOA)	0
Baseline contract value	£105,844.15

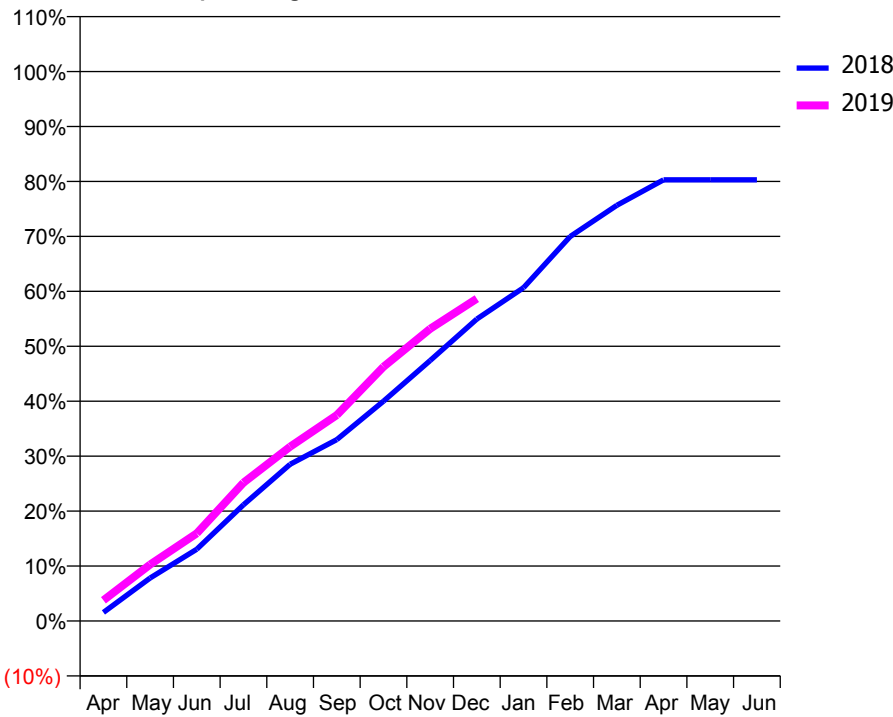
ACCESS*

Patients seen in 24 months	Total	Change since previous quarter
Quarter ending December 2017	1,428	
Quarter ending March 2018	1,394	↓
Quarter ending June 2018	1,351	↓
Quarter ending September 2018	1,322	↓
Quarter ending December 2018	1,316	→
Variance since December 2017	(7.8%)	↓



ACTIVITY

Cumulative percentage of contracted UDA delivered 2018 & 2019



Month	Adjusted Scheduled Activity (UDA)	
	2018	2019
April	74	178
May	368	484
June	615	751
July	995	1,185
August	1,343	1,492
September	1,553	1,764
October	1,883	2,176
November	2,231	2,502
December	2,586	2,761
January	2,854	
February	3,292	
March	3,559	
April	3,778	
May	3,778	
June	3,778	

QUALITY

	Quantity	Base Number	Contract	AT	Region	England
% of FP17s for the same patient ID Re-attending within 3 months - Children	15	378	4.0%	10.1%	11.6%	11.8%
% of FP17s for the same patient ID Re-attending within 3 months - Adults	152	1,351	11.3%	14.0%	15.1%	15.6%
% of FP17s for the same patient ID Re-attending between 3 & 9 months - Children	266	378	70.4%	62.0%	59.9%	58.8%
% of FP17s for the same patient ID Re-attending between 3 & 9 months - Adults	993	1,351	73.5%	55.1%	52.0%	51.0%
% of FP17s for Band 1 Urgent Courses	88	1,617	5.4%	6.8%	8.0%	9.0%
% of FP17s Relating to Free Repair or Replacements	7	1,617	0.4%	0.8%	0.8%	0.8%
% of FP17s Relating to Continuations	11	1,617	0.7%	1.1%	0.9%	0.9%
% of Patients satisfied with the dentistry they have received	1	1	N/A	92.0%	93.6%	93.2%
% of Patients satisfied with the time they had to wait for an appointment	1	1	N/A	87.2%	88.6%	88.3%

* This is based on patients treated on this contract for their most recent course of treatment. Figures in italics indicate the base number of FP17s or Patient Questionnaire responses are less than 100. N/A is shown where the base number of responses is less than 10 during the period. % is calculated as Quantity/Base number*100

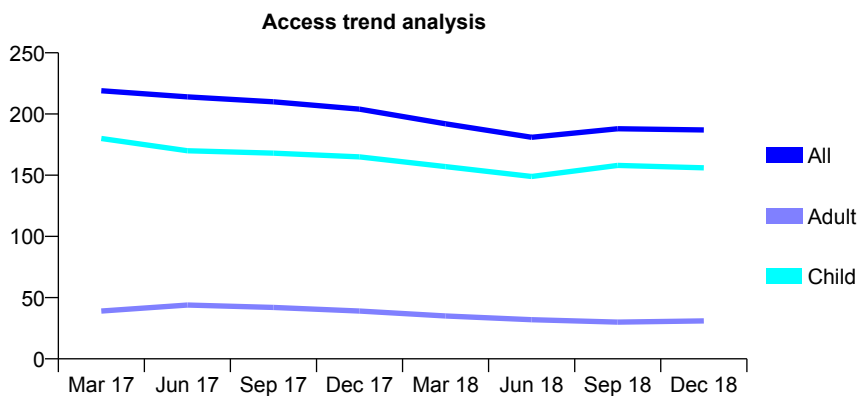
Q55 - Vital Signs At a Glance Contract Report for 572985/0001 - December 2018

Name or company name	MR C STEAD
Contract type name	GDS Contract
Purpose of contract	General
Contract start date	01/04/2006
Contract end date	

18/19 Contracted general activity (UDA)	400
Carry forward general activity (UDA)	0
18/19 Contracted orthodontic activity (UOA)	0
Carry forward orthodontic activity (UOA)	0
Baseline contract value	£9,990.22

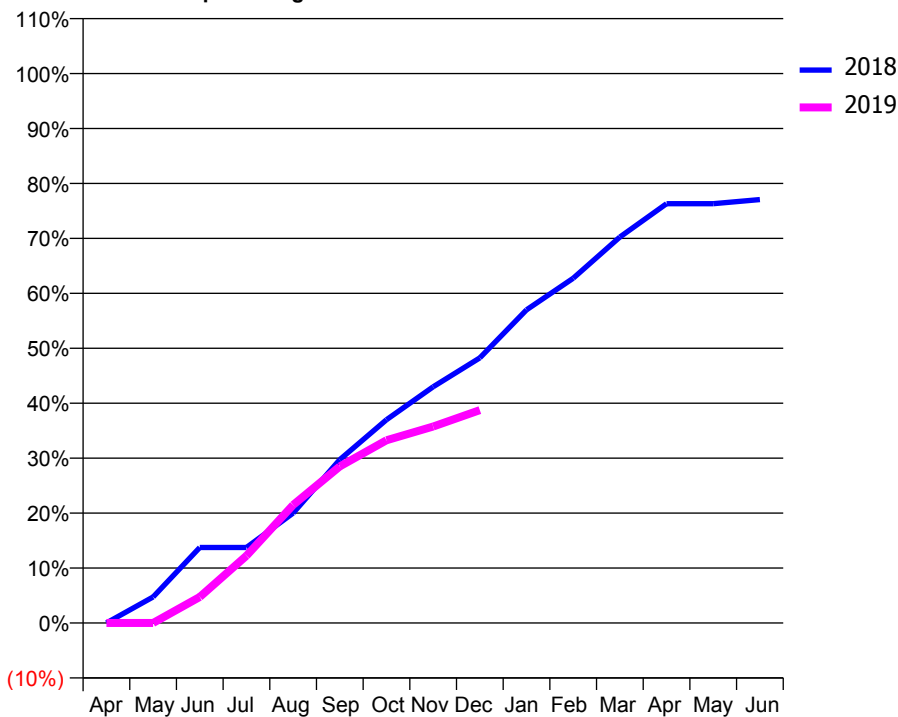
ACCESS*

Patients seen in 24 months	Total	Change since previous quarter
Quarter ending December 2017	204	
Quarter ending March 2018	192	↓
Quarter ending June 2018	181	↓
Quarter ending September 2018	188	↑
Quarter ending December 2018	187	→
Variance since December 2017	(8.3%)	↓



ACTIVITY

Cumulative percentage of contracted UDA delivered 2018 & 2019



Month	Adjusted Scheduled Activity (UDA)	
	2018	2019
April	0	0
May	19	0
June	55	19
July	55	49
August	80	86
September	119	114
October	148	133
November	172	143
December	193	155
January	228	
February	251	
March	281	
April	305	
May	305	
June	308	

QUALITY

	Quantity	Base Number	Contract	AT	Region	England
% of FP17s for the same patient ID Re-attending within 3 months - Children	12	162	7.4%	10.1%	11.6%	11.8%
% of FP17s for the same patient ID Re-attending within 3 months - Adults	0	9	0.0%	14.0%	15.1%	15.6%
% of FP17s for the same patient ID Re-attending between 3 & 9 months - Children	100	162	61.7%	62.0%	59.9%	58.8%
% of FP17s for the same patient ID Re-attending between 3 & 9 months - Adults	1	9	11.1%	55.1%	52.0%	51.0%
% of FP17s for Band 1 Urgent Courses	0	146	0.0%	6.8%	8.0%	9.0%
% of FP17s Relating to Free Repair or Replacements	0	146	0.0%	0.8%	0.8%	0.8%
% of FP17s Relating to Continuations	0	146	0.0%	1.1%	0.9%	0.9%
% of Patients satisfied with the dentistry they have received	0	0	N/A	92.0%	93.6%	93.2%
% of Patients satisfied with the time they had to wait for an appointment	0	0	N/A	87.2%	88.6%	88.3%

* This is based on patients treated on this contract for their most recent course of treatment. Figures in italics indicate the base number of FP17s or Patient Questionnaire responses are less than 100. N/A is shown where the base number of responses is less than 10 during the period. % is calculated as Quantity/Base number*100

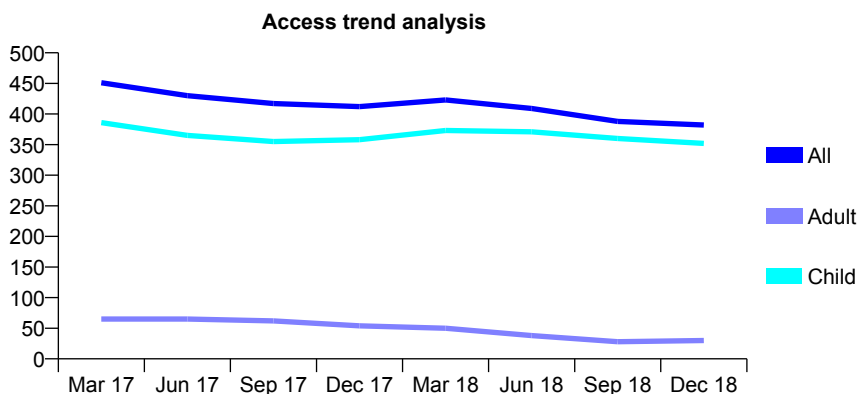
Q55 - Vital Signs At a Glance Contract Report for 574813/0001 - December 2018

Name or company name	MR BB SNAPE
Contract type name	GDS Contract
Purpose of contract	General
Contract start date	01/04/2006
Contract end date	

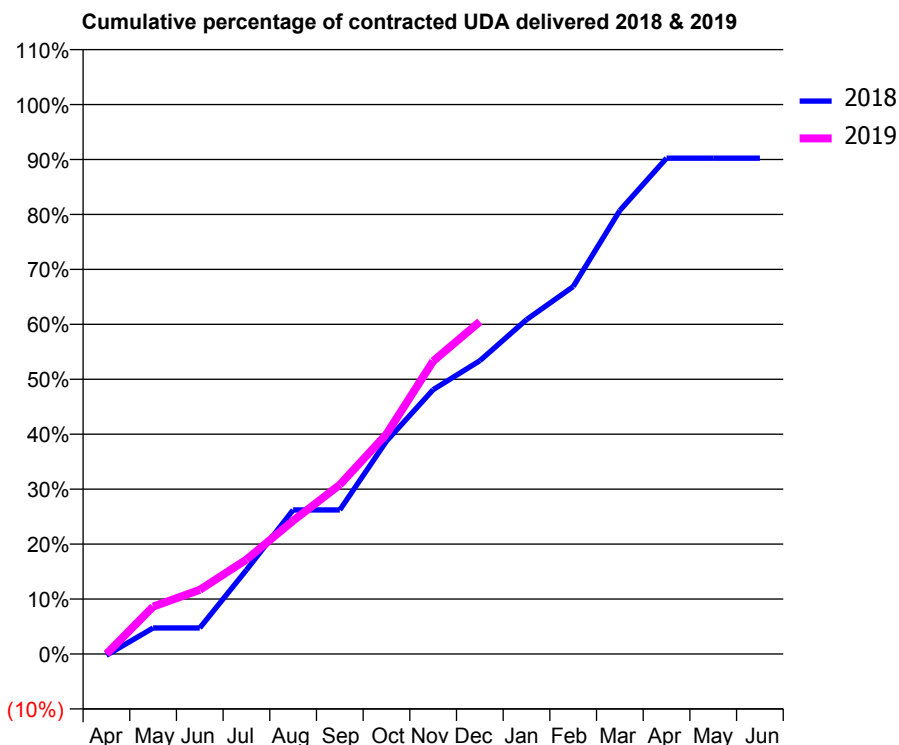
18/19 Contracted general activity (UDA)	780
Carry forward general activity (UDA)	0
18/19 Contracted orthodontic activity (UOA)	0
Carry forward orthodontic activity (UOA)	0
Baseline contract value	£16,037.78

ACCESS*

Patients seen in 24 months	Total	Change since previous quarter
Quarter ending December 2017	412	
Quarter ending March 2018	423	↑
Quarter ending June 2018	409	↓
Quarter ending September 2018	388	↓
Quarter ending December 2018	382	↓
Variance since December 2017	(7.3%)	↓



ACTIVITY



Month	Adjusted Scheduled Activity (UDA)	
	2018	2019
April	-2	0
May	37	67
June	37	91
July	119	134
August	205	189
September	205	240
October	302	312
November	375	416
December	416	472
January	475	
February	522	
March	630	
April	704	
May	704	
June	704	

QUALITY

	Quantity	Base Number	Contract	AT	Region	England
% of FP17s for the same patient ID Re-attending within 3 months - Children	14	414	3.4%	10.1%	11.6%	11.8%
% of FP17s for the same patient ID Re-attending within 3 months - Adults	0	0	N/A	14.0%	15.1%	15.6%
% of FP17s for the same patient ID Re-attending between 3 & 9 months - Children	306	414	73.9%	62.0%	59.9%	58.8%
% of FP17s for the same patient ID Re-attending between 3 & 9 months - Adults	0	0	N/A	55.1%	52.0%	51.0%
% of FP17s for Band 1 Urgent Courses	4	363	1.1%	6.8%	8.0%	9.0%
% of FP17s Relating to Free Repair or Replacements	0	363	0.0%	0.8%	0.8%	0.8%
% of FP17s Relating to Continuations	1	363	0.3%	1.1%	0.9%	0.9%
% of Patients satisfied with the dentistry they have received	0	0	N/A	92.0%	93.6%	93.2%
% of Patients satisfied with the time they had to wait for an appointment	0	0	N/A	87.2%	88.6%	88.3%

* This is based on patients treated on this contract for their most recent course of treatment. Figures in italics indicate the base number of FP17s or Patient Questionnaire responses are less than 100. N/A is shown where the base number of responses is less than 10 during the period. % is calculated as Quantity/Base number*100

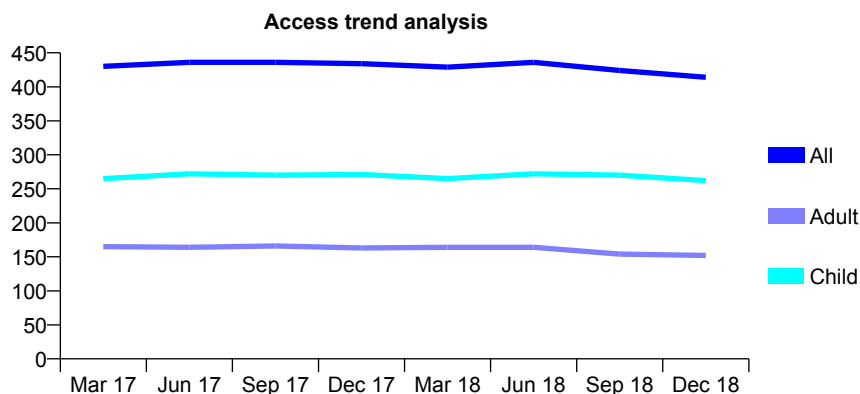
Q55 - Vital Signs At a Glance Contract Report for 575275/0001 - December 2018

Name or company name	Whitaker Dental Practice Partnership
Contract type name	GDS Contract
Purpose of contract	General
Contract start date	01/04/2006
Contract end date	

18/19 Contracted general activity (UDA)	988
Carry forward general activity (UDA)	0
18/19 Contracted orthodontic activity (UOA)	0
Carry forward orthodontic activity (UOA)	0
Baseline contract value	£20,385.37

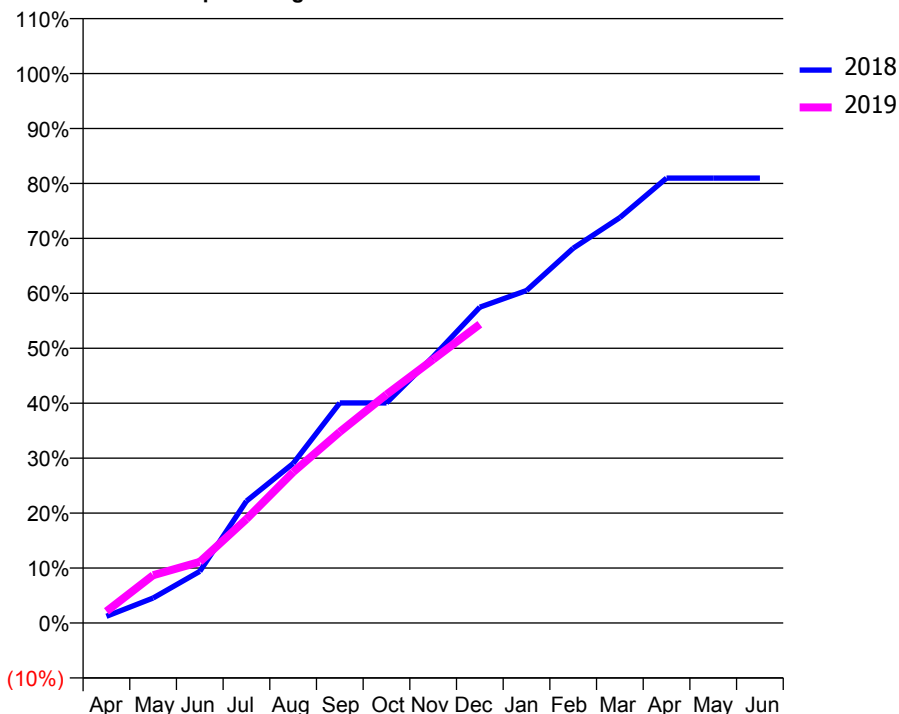
ACCESS*

Patients seen in 24 months	Total	Change since previous quarter
Quarter ending December 2017	434	
Quarter ending March 2018	429	↓
Quarter ending June 2018	436	→
Quarter ending September 2018	424	↓
Quarter ending December 2018	414	↓
Variance since December 2017	(4.6%)	↓



ACTIVITY

Cumulative percentage of contracted UDA delivered 2018 & 2019



Month	Adjusted Scheduled Activity (UDA)	
	2018	2019
April	12	21
May	45	86
June	93	110
July	219	187
August	287	271
September	396	344
October	396	411
November	479	474
December	568	537
January	598	
February	674	
March	729	
April	800	
May	800	
June	800	

QUALITY

	Quantity	Base Number	Contract	AT	Region	England
% of FP17s for the same patient ID Re-attending within 3 months - Children	25	323	7.7%	10.1%	11.6%	11.8%
% of FP17s for the same patient ID Re-attending within 3 months - Adults	12	147	8.2%	14.0%	15.1%	15.6%
% of FP17s for the same patient ID Re-attending between 3 & 9 months - Children	215	323	66.6%	62.0%	59.9%	58.8%
% of FP17s for the same patient ID Re-attending between 3 & 9 months - Adults	94	147	63.9%	55.1%	52.0%	51.0%
% of FP17s for Band 1 Urgent Courses	6	405	1.5%	6.8%	8.0%	9.0%
% of FP17s Relating to Free Repair or Replacements	1	405	0.2%	0.8%	0.8%	0.8%
% of FP17s Relating to Continuations	0	405	0.0%	1.1%	0.9%	0.9%
% of Patients satisfied with the dentistry they have received	0	0	N/A	92.0%	93.6%	93.2%
% of Patients satisfied with the time they had to wait for an appointment	0	0	N/A	87.2%	88.6%	88.3%

* This is based on patients treated on this contract for their most recent course of treatment. Figures in italics indicate the base number of FP17s or Patient Questionnaire responses are less than 100. N/A is shown where the base number of responses is less than 10 during the period. % is calculated as Quantity/Base number*100

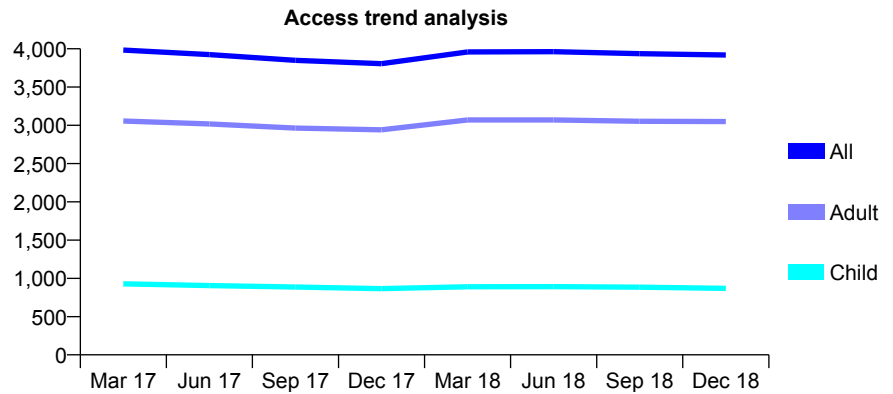
Q55 - Vital Signs At a Glance Contract Report for 576050/0002 - December 2018

Name or company name	MR AJ STOGGALL
Contract type name	GDS Contract
Purpose of contract	General
Contract start date	01/04/2006
Contract end date	

18/19 Contracted general activity (UDA)	13,035
Carry forward general activity (UDA)	0
18/19 Contracted orthodontic activity (UOA)	0
Carry forward orthodontic activity (UOA)	0
Baseline contract value	£353,574.66

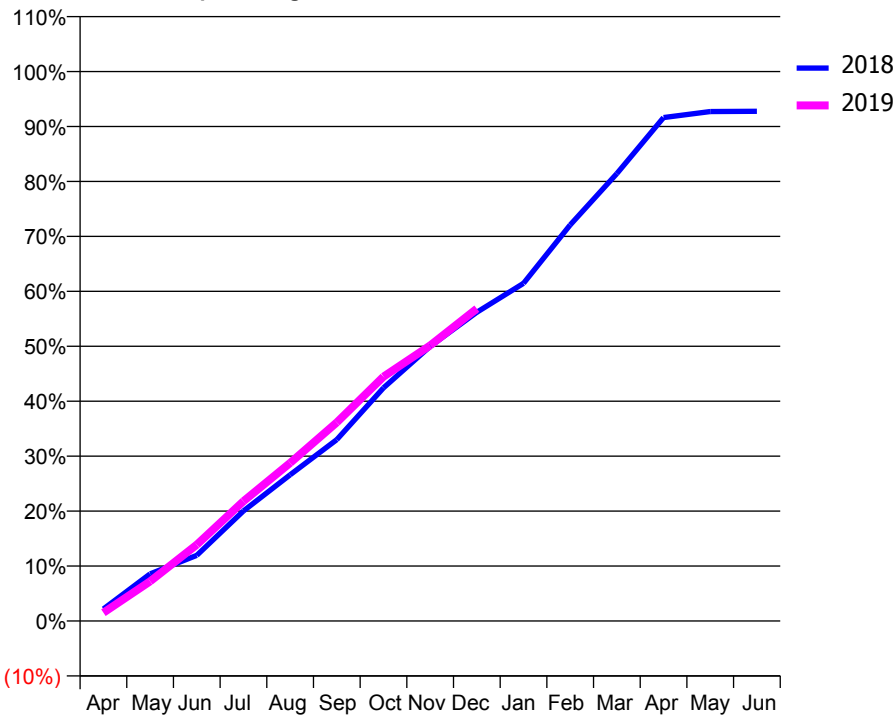
ACCESS*

Patients seen in 24 months	Total	Change since previous quarter
Quarter ending December 2017	3,806	
Quarter ending March 2018	3,959	↑
Quarter ending June 2018	3,963	→
Quarter ending September 2018	3,937	→
Quarter ending December 2018	3,919	→
Variance since December 2017	3.0%	↑



ACTIVITY

Cumulative percentage of contracted UDA delivered 2018 & 2019



Month	Adjusted Scheduled Activity (UDA)	
	2018	2019
April	287	199
May	1,118	941
June	1,558	1,811
July	2,610	2,842
August	3,468	3,751
September	4,302	4,711
October	5,532	5,796
November	6,514	6,536
December	7,325	7,409
January	8,010	
February	9,396	
March	10,615	
April	11,941	
May	12,086	
June	12,092	

QUALITY

	Quantity	Base Number	Contract	AT	Region	England
% of FP17s for the same patient ID Re-attending within 3 months - Children	76	908	8.4%	10.1%	11.6%	11.8%
% of FP17s for the same patient ID Re-attending within 3 months - Adults	662	3,593	18.4%	14.0%	15.1%	15.6%
% of FP17s for the same patient ID Re-attending between 3 & 9 months - Children	533	908	58.7%	62.0%	59.9%	58.8%
% of FP17s for the same patient ID Re-attending between 3 & 9 months - Adults	2,027	3,593	56.4%	55.1%	52.0%	51.0%
% of FP17s for Band 1 Urgent Courses	336	3,986	8.4%	6.8%	8.0%	9.0%
% of FP17s Relating to Free Repair or Replacements	61	3,986	1.5%	0.8%	0.8%	0.8%
% of FP17s Relating to Continuations	141	3,986	3.5%	1.1%	0.9%	0.9%
% of Patients satisfied with the dentistry they have received	2	2	N/A	92.0%	93.6%	93.2%
% of Patients satisfied with the time they had to wait for an appointment	2	2	N/A	87.2%	88.6%	88.3%

* This is based on patients treated on this contract for their most recent course of treatment. Figures in italics indicate the base number of FP17s or Patient Questionnaire responses are less than 100. N/A is shown where the base number of responses is less than 10 during the period. % is calculated as Quantity/Base number*100

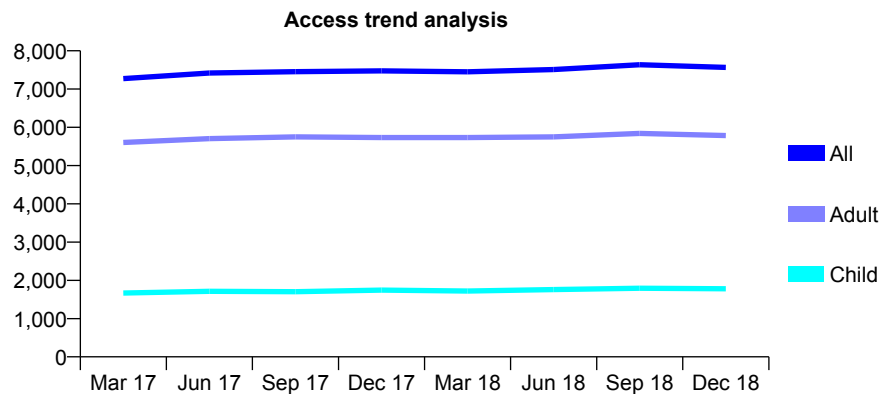
Q55 - Vital Signs At a Glance Contract Report for 577421/0001 - December 2018

Name or company name	MISS AC PETERSON
Contract type name	GDS Contract
Purpose of contract	General
Contract start date	01/04/2006
Contract end date	

18/19 Contracted general activity (UDA)	18,015
Carry forward general activity (UDA)	-40
18/19 Contracted orthodontic activity (UOA)	0
Carry forward orthodontic activity (UOA)	0
Baseline contract value	£507,497.04

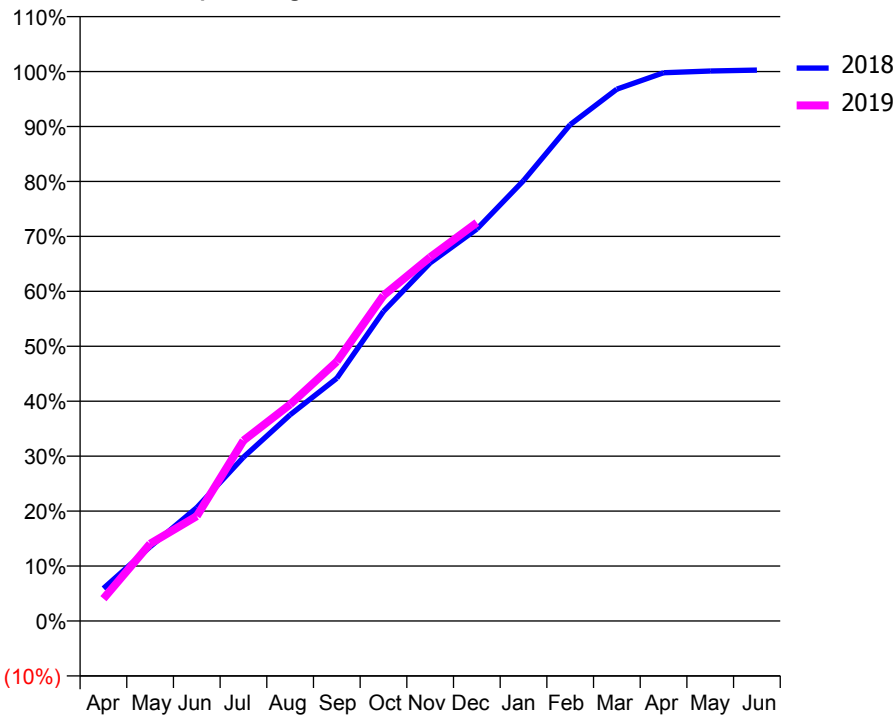
ACCESS*

Patients seen in 24 months	Total	Change since previous quarter
Quarter ending December 2017	7,476	
Quarter ending March 2018	7,451	→
Quarter ending June 2018	7,511	→
Quarter ending September 2018	7,635	→
Quarter ending December 2018	7,565	→
Variance since December 2017	1.2%	→



ACTIVITY

Cumulative percentage of contracted UDA delivered 2018 & 2019



Month	Adjusted Scheduled Activity (UDA)	
	2018	2019
April	922	733
May	2,094	2,532
June	3,202	3,439
July	4,624	5,915
August	5,821	7,102
September	6,854	8,507
October	8,744	10,671
November	10,111	11,927
December	11,066	13,059
January	12,435	
February	14,014	
March	15,019	
April	15,482	
May	15,530	
June	15,555	

QUALITY

	Quantity	Base Number	Contract	AT	Region	England
% of FP17s for the same patient ID Re-attending within 3 months - Children	133	1,928	6.9%	10.1%	11.6%	11.8%
% of FP17s for the same patient ID Re-attending within 3 months - Adults	727	6,039	12.0%	14.0%	15.1%	15.6%
% of FP17s for the same patient ID Re-attending between 3 & 9 months - Children	1,137	1,928	59.0%	62.0%	59.9%	58.8%
% of FP17s for the same patient ID Re-attending between 3 & 9 months - Adults	3,319	6,039	55.0%	55.1%	52.0%	51.0%
% of FP17s for Band 1 Urgent Courses	246	6,524	3.8%	6.8%	8.0%	9.0%
% of FP17s Relating to Free Repair or Replacements	80	6,524	1.2%	0.8%	0.8%	0.8%
% of FP17s Relating to Continuations	155	6,524	2.4%	1.1%	0.9%	0.9%
% of Patients satisfied with the dentistry they have received	11	12	91.7%	92.0%	93.6%	93.2%
% of Patients satisfied with the time they had to wait for an appointment	10	12	83.3%	87.2%	88.6%	88.3%

* This is based on patients treated on this contract for their most recent course of treatment. Figures in italics indicate the base number of FP17s or Patient Questionnaire responses are less than 100. N/A is shown where the base number of responses is less than 10 during the period. % is calculated as Quantity/Base number*100

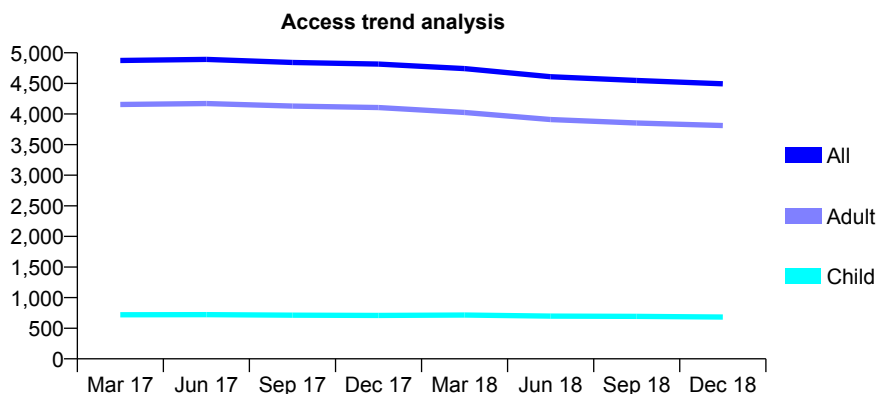
Q55 - Vital Signs At a Glance Contract Report for 612715/0001 - December 2018

Name or company name	Ward and Allison Dental Practice
Contract type name	GDS Contract
Purpose of contract	General
Contract start date	01/02/2010
Contract end date	

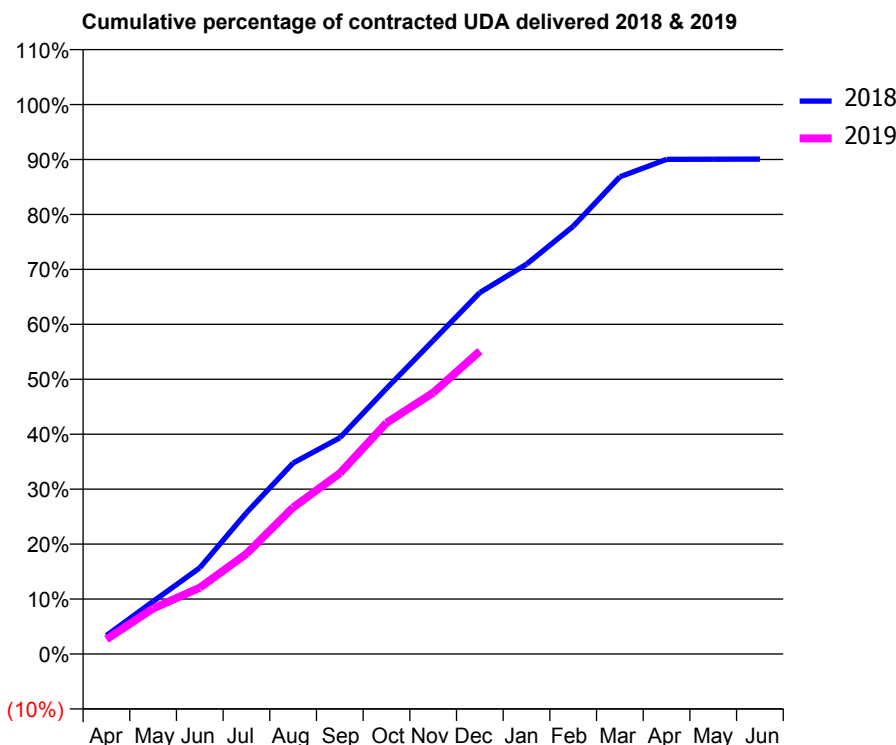
18/19 Contracted general activity (UDA)	13,207
Carry forward general activity (UDA)	0
18/19 Contracted orthodontic activity (UOA)	0
Carry forward orthodontic activity (UOA)	0
Baseline contract value	£276,056.61

ACCESS*

Patients seen in 24 months	Total	Change since previous quarter
Quarter ending December 2017	4,816	
Quarter ending March 2018	4,741	↓
Quarter ending June 2018	4,608	↓
Quarter ending September 2018	4,547	↓
Quarter ending December 2018	4,494	↓
Variance since December 2017	(6.7%)	↓



ACTIVITY



Month	Adjusted Scheduled Activity (UDA)	
	2018	2019
April	443	353
May	1,265	1,095
June	2,073	1,595
July	3,397	2,410
August	4,591	3,524
September	5,198	4,343
October	6,382	5,557
November	7,532	6,280
December	8,686	7,279
January	9,369	
February	10,279	
March	11,468	
April	11,888	
May	11,893	
June	11,894	

QUALITY

	Quantity	Base Number	Contract	AT	Region	England
% of FP17s for the same patient ID Re-attending within 3 months - Children	12	590	2.0%	10.1%	11.6%	11.8%
% of FP17s for the same patient ID Re-attending within 3 months - Adults	329	3,164	10.4%	14.0%	15.1%	15.6%
% of FP17s for the same patient ID Re-attending between 3 & 9 months - Children	302	590	51.2%	62.0%	59.9%	58.8%
% of FP17s for the same patient ID Re-attending between 3 & 9 months - Adults	1,590	3,164	50.3%	55.1%	52.0%	51.0%
% of FP17s for Band 1 Urgent Courses	164	3,530	4.6%	6.8%	8.0%	9.0%
% of FP17s Relating to Free Repair or Replacements	17	3,530	0.5%	0.8%	0.8%	0.8%
% of FP17s Relating to Continuations	15	3,530	0.4%	1.1%	0.9%	0.9%
% of Patients satisfied with the dentistry they have received	4	4	N/A	92.0%	93.6%	93.2%
% of Patients satisfied with the time they had to wait for an appointment	3	4	N/A	87.2%	88.6%	88.3%

* This is based on patients treated on this contract for their most recent course of treatment. Figures in italics indicate the base number of FP17s or Patient Questionnaire responses are less than 100. N/A is shown where the base number of responses is less than 10 during the period. % is calculated as Quantity/Base number*100

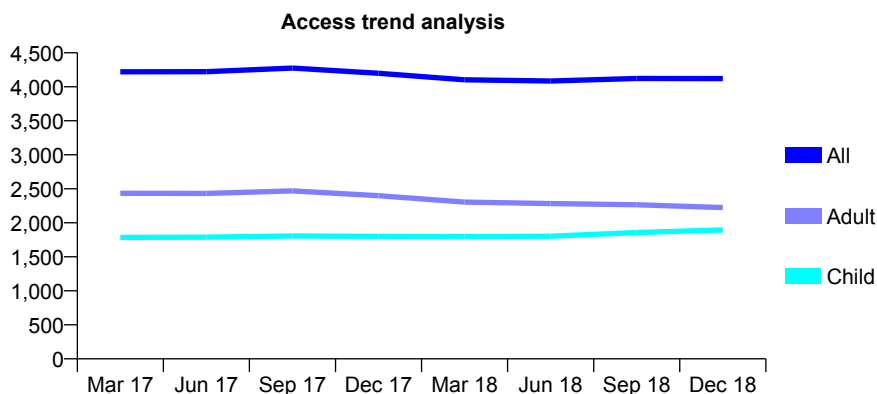
Q55 - Vital Signs At a Glance Contract Report for 651281/0001 - December 2018

Name or company name	MR GC SAVVA
Contract type name	GDS Contract
Purpose of contract	General
Contract start date	01/04/2006
Contract end date	

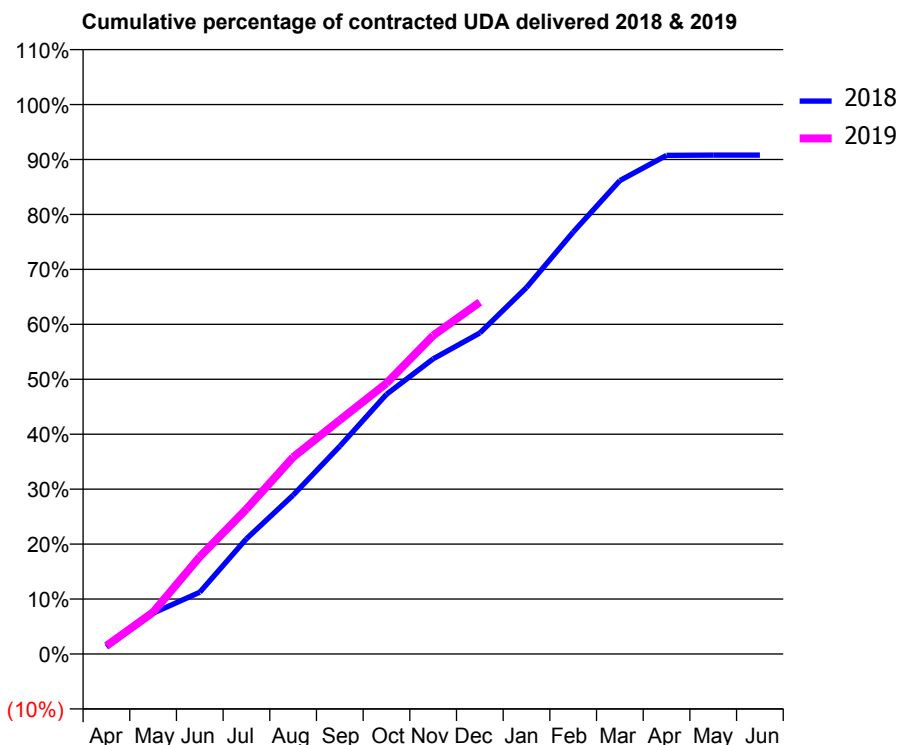
18/19 Contracted general activity (UDA)	9,250
Carry forward general activity (UDA)	0
18/19 Contracted orthodontic activity (UOA)	0
Carry forward orthodontic activity (UOA)	0
Baseline contract value	£234,698.44

ACCESS*

Patients seen in 24 months	Total	Change since previous quarter
Quarter ending December 2017	4,199	
Quarter ending March 2018	4,102	↓
Quarter ending June 2018	4,086	→
Quarter ending September 2018	4,123	→
Quarter ending December 2018	4,120	→
Variance since December 2017	(1.9%)	↓



ACTIVITY



Month	Adjusted Scheduled Activity (UDA)	
	2018	2019
April	128	138
May	744	704
June	1,124	1,636
July	2,098	2,441
August	2,891	3,314
September	3,781	3,939
October	4,725	4,557
November	5,371	5,362
December	5,842	5,922
January	6,670	
February	7,680	
March	8,615	
April	9,074	
May	9,080	
June	9,080	

QUALITY

	Quantity	Base Number	Contract	AT	Region	England
% of FP17s for the same patient ID Re-attending within 3 months - Children	179	2,259	7.9%	10.1%	11.6%	11.8%
% of FP17s for the same patient ID Re-attending within 3 months - Adults	356	2,393	14.9%	14.0%	15.1%	15.6%
% of FP17s for the same patient ID Re-attending between 3 & 9 months - Children	1,472	2,259	65.2%	62.0%	59.9%	58.8%
% of FP17s for the same patient ID Re-attending between 3 & 9 months - Adults	1,589	2,393	66.4%	55.1%	52.0%	51.0%
% of FP17s for Band 1 Urgent Courses	269	3,877	6.9%	6.8%	8.0%	9.0%
% of FP17s Relating to Free Repair or Replacements	16	3,877	0.4%	0.8%	0.8%	0.8%
% of FP17s Relating to Continuations	10	3,877	0.3%	1.1%	0.9%	0.9%
% of Patients satisfied with the dentistry they have received	2	2	N/A	92.0%	93.6%	93.2%
% of Patients satisfied with the time they had to wait for an appointment	2	2	N/A	87.2%	88.6%	88.3%

* This is based on patients treated on this contract for their most recent course of treatment. Figures in italics indicate the base number of FP17s or Patient Questionnaire responses are less than 100. N/A is shown where the base number of responses is less than 10 during the period. % is calculated as Quantity/Base number*100

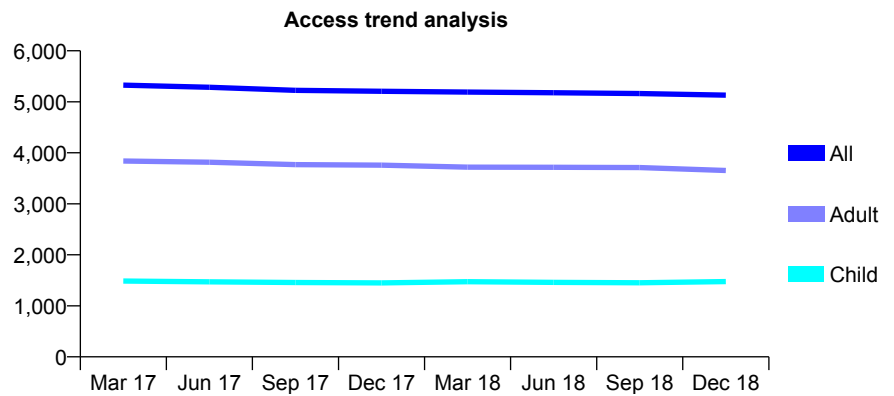
Q55 - Vital Signs At a Glance Contract Report for 653861/0001 - December 2018

Name or company name	MR AF CHALMERS
Contract type name	GDS Contract
Purpose of contract	General and Orthodontic
Contract start date	01/04/2006
Contract end date	

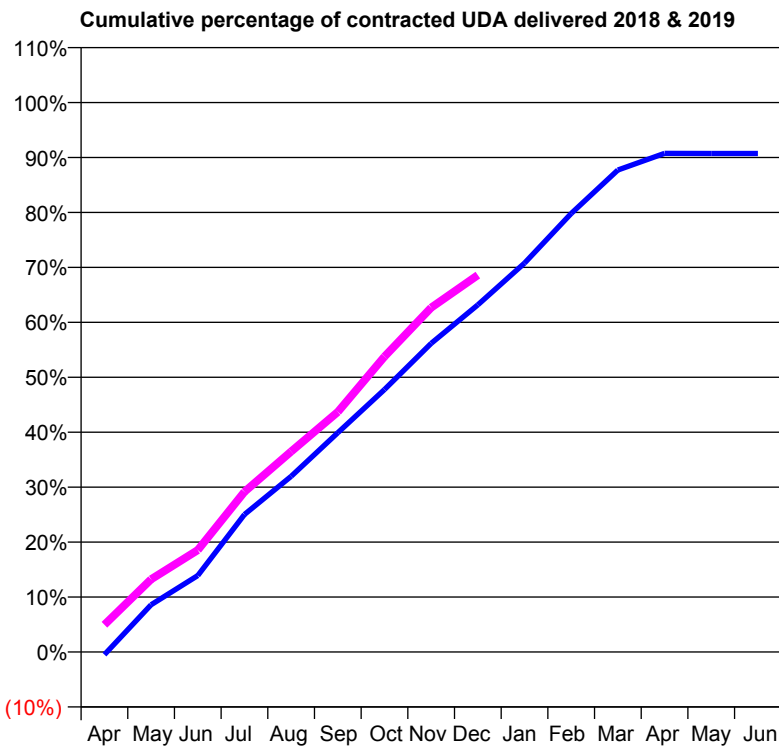
18/19 Contracted general activity (UDA)	14,500
Carry forward general activity (UDA)	0
18/19 Contracted orthodontic activity (UOA)	590
Carry forward orthodontic activity (UOA)	0
Baseline contract value	£438,180.50

ACCESS*

Patients seen in 24 months	Total	Change since previous quarter
Quarter ending December 2017	5,206	
Quarter ending March 2018	5,192	→
Quarter ending June 2018	5,177	→
Quarter ending September 2018	5,162	→
Quarter ending December 2018	5,130	→
Variance since December 2017	(1.5%)	↓



ACTIVITY



Month	Adjusted Scheduled Activity (UDA)	
	2018	2019
April	-77	720
May	1,332	1,919
June	2,158	2,692
July	3,881	4,227
August	4,954	5,290
September	6,187	6,334
October	7,404	7,796
November	8,704	9,089
December	9,794	9,947
January	10,971	
February	12,369	
March	13,594	
April	14,067	
May	14,062	
June	14,063	

QUALITY

	Quantity	Base Number	Contract	AT	Region	England
% of FP17s for the same patient ID Re-attending within 3 months - Children	213	2,032	10.5%	10.1%	11.6%	11.8%
% of FP17s for the same patient ID Re-attending within 3 months - Adults	591	4,472	13.2%	14.0%	15.1%	15.6%
% of FP17s for the same patient ID Re-attending between 3 & 9 months - Children	1,508	2,032	74.2%	62.0%	59.9%	58.8%
% of FP17s for the same patient ID Re-attending between 3 & 9 months - Adults	3,082	4,472	68.9%	55.1%	52.0%	51.0%
% of FP17s for Band 1 Urgent Courses	413	6,151	6.7%	6.8%	8.0%	9.0%
% of FP17s Relating to Free Repair or Replacements	34	6,151	0.6%	0.8%	0.8%	0.8%
% of FP17s Relating to Continuations	14	6,151	0.2%	1.1%	0.9%	0.9%
% of Patients satisfied with the dentistry they have received	4	4	N/A	92.0%	93.6%	93.2%
% of Patients satisfied with the time they had to wait for an appointment	3	4	N/A	87.2%	88.6%	88.3%

* This is based on patients treated on this contract for their most recent course of treatment. Figures in italics indicate the base number of FP17s or Patient Questionnaire responses are less than 100. N/A is shown where the base number of responses is less than 10 during the period. % is calculated as Quantity/Base number*100

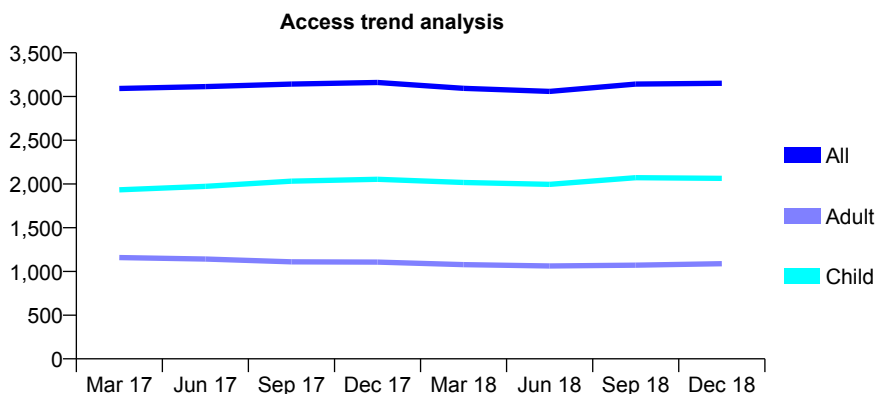
Q55 - Vital Signs At a Glance Contract Report for 673838/0001 - December 2018

Name or company name	MR JF HUME-SPRY
Contract type name	GDS Contract
Purpose of contract	General
Contract start date	01/04/2006
Contract end date	

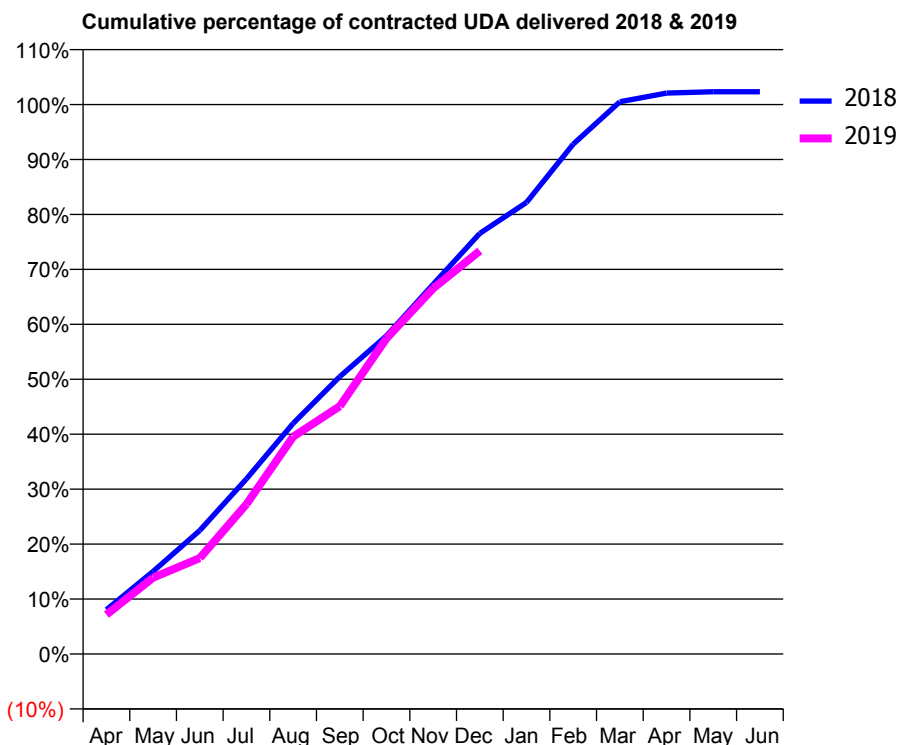
18/19 Contracted general activity (UDA)	7,875
Carry forward general activity (UDA)	0
18/19 Contracted orthodontic activity (UOA)	0
Carry forward orthodontic activity (UOA)	0
Baseline contract value	£184,569.93

ACCESS*

Patients seen in 24 months	Total	Change since previous quarter
Quarter ending December 2017	3,160	
Quarter ending March 2018	3,094	↓
Quarter ending June 2018	3,058	↓
Quarter ending September 2018	3,143	↑
Quarter ending December 2018	3,152	→
Variance since December 2017	(0.3%)	→



ACTIVITY



Month	Adjusted Scheduled Activity (UDA)	
	2018	2019
April	635	565
May	1,185	1,094
June	1,770	1,375
July	2,510	2,148
August	3,304	3,114
September	3,976	3,552
October	4,561	4,523
November	5,297	5,238
December	6,029	5,778
January	6,472	
February	7,307	
March	7,915	
April	8,038	
May	8,057	
June	8,057	

QUALITY

	Quantity	Base Number	Contract	AT	Region	England
% of FP17s for the same patient ID Re-attending within 3 months - Children	192	2,562	7.5%	10.1%	11.6%	11.8%
% of FP17s for the same patient ID Re-attending within 3 months - Adults	168	1,135	14.8%	14.0%	15.1%	15.6%
% of FP17s for the same patient ID Re-attending between 3 & 9 months - Children	1,783	2,562	69.6%	62.0%	59.9%	58.8%
% of FP17s for the same patient ID Re-attending between 3 & 9 months - Adults	737	1,135	64.9%	55.1%	52.0%	51.0%
% of FP17s for Band 1 Urgent Courses	81	3,566	2.3%	6.8%	8.0%	9.0%
% of FP17s Relating to Free Repair or Replacements	10	3,566	0.3%	0.8%	0.8%	0.8%
% of FP17s Relating to Continuations	62	3,566	1.7%	1.1%	0.9%	0.9%
% of Patients satisfied with the dentistry they have received	0	0	N/A	92.0%	93.6%	93.2%
% of Patients satisfied with the time they had to wait for an appointment	0	0	N/A	87.2%	88.6%	88.3%

* This is based on patients treated on this contract for their most recent course of treatment. Figures in italics indicate the base number of FP17s or Patient Questionnaire responses are less than 100. N/A is shown where the base number of responses is less than 10 during the period. % is calculated as Quantity/Base number*100

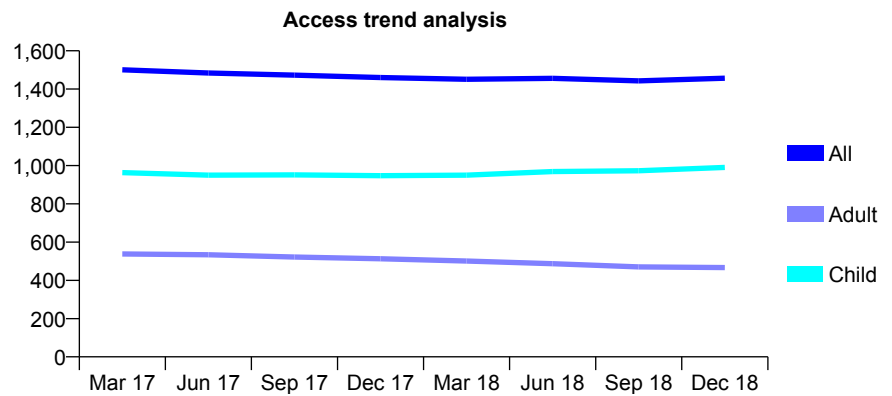
Q55 - Vital Signs At a Glance Contract Report for 673862/0002 - December 2018

Name or company name	MR SC PEARCE
Contract type name	GDS Contract
Purpose of contract	General
Contract start date	01/04/2006
Contract end date	

18/19 Contracted general activity (UDA)	4,100
Carry forward general activity (UDA)	0
18/19 Contracted orthodontic activity (UOA)	0
Carry forward orthodontic activity (UOA)	0
Baseline contract value	£96,055.92

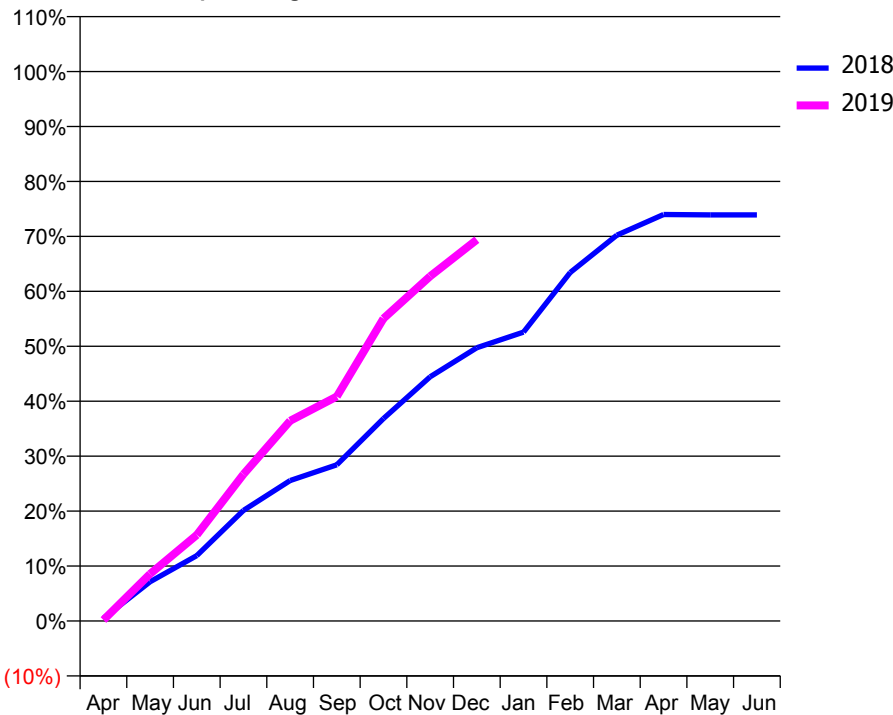
ACCESS*

Patients seen in 24 months	Total	Change since previous quarter
Quarter ending December 2017	1,460	
Quarter ending March 2018	1,451	→
Quarter ending June 2018	1,456	→
Quarter ending September 2018	1,443	→
Quarter ending December 2018	1,457	→
Variance since December 2017	(0.2%)	→



ACTIVITY

Cumulative percentage of contracted UDA delivered 2018 & 2019



Month	Adjusted Scheduled Activity (UDA)	
	2018	2019
April	27	7
May	373	352
June	622	642
July	1,051	1,095
August	1,335	1,494
September	1,485	1,675
October	1,925	2,257
November	2,322	2,573
December	2,597	2,845
January	2,745	
February	3,313	
March	3,668	
April	3,863	
May	3,860	
June	3,860	

QUALITY

	Quantity	Base Number	Contract	AT	Region	England
% of FP17s for the same patient ID Re-attending within 3 months - Children	68	1,301	5.2%	10.1%	11.6%	11.8%
% of FP17s for the same patient ID Re-attending within 3 months - Adults	80	510	15.7%	14.0%	15.1%	15.6%
% of FP17s for the same patient ID Re-attending between 3 & 9 months - Children	954	1,301	73.3%	62.0%	59.9%	58.8%
% of FP17s for the same patient ID Re-attending between 3 & 9 months - Adults	339	510	66.5%	55.1%	52.0%	51.0%
% of FP17s for Band 1 Urgent Courses	88	1,711	5.1%	6.8%	8.0%	9.0%
% of FP17s Relating to Free Repair or Replacements	6	1,711	0.4%	0.8%	0.8%	0.8%
% of FP17s Relating to Continuations	0	1,711	0.0%	1.1%	0.9%	0.9%
% of Patients satisfied with the dentistry they have received	0	0	N/A	92.0%	93.6%	93.2%
% of Patients satisfied with the time they had to wait for an appointment	0	0	N/A	87.2%	88.6%	88.3%

* This is based on patients treated on this contract for their most recent course of treatment. Figures in italics indicate the base number of FP17s or Patient Questionnaire responses are less than 100. N/A is shown where the base number of responses is less than 10 during the period. % is calculated as Quantity/Base number*100

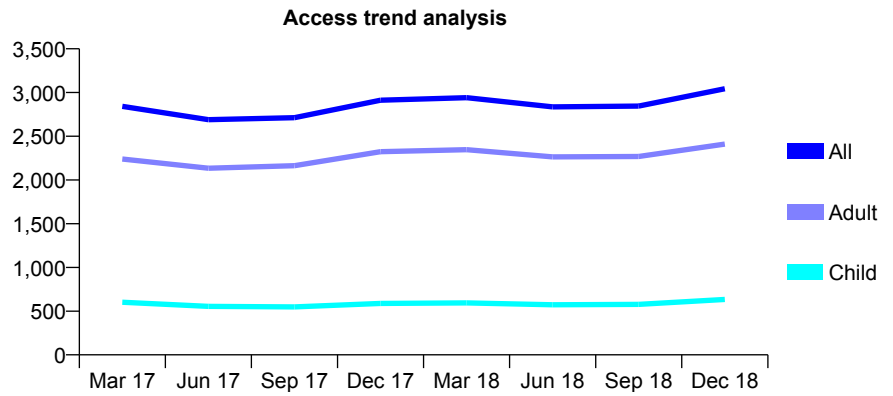
Q55 - Vital Signs At a Glance Contract Report for 674427/0001 - December 2018

Name or company name	MR N SHAW
Contract type name	GDS Contract
Purpose of contract	General
Contract start date	01/10/2007
Contract end date	

18/19 Contracted general activity (UDA)	9,028
Carry forward general activity (UDA)	264
18/19 Contracted orthodontic activity (UOA)	0
Carry forward orthodontic activity (UOA)	0
Baseline contract value	£257,163.88

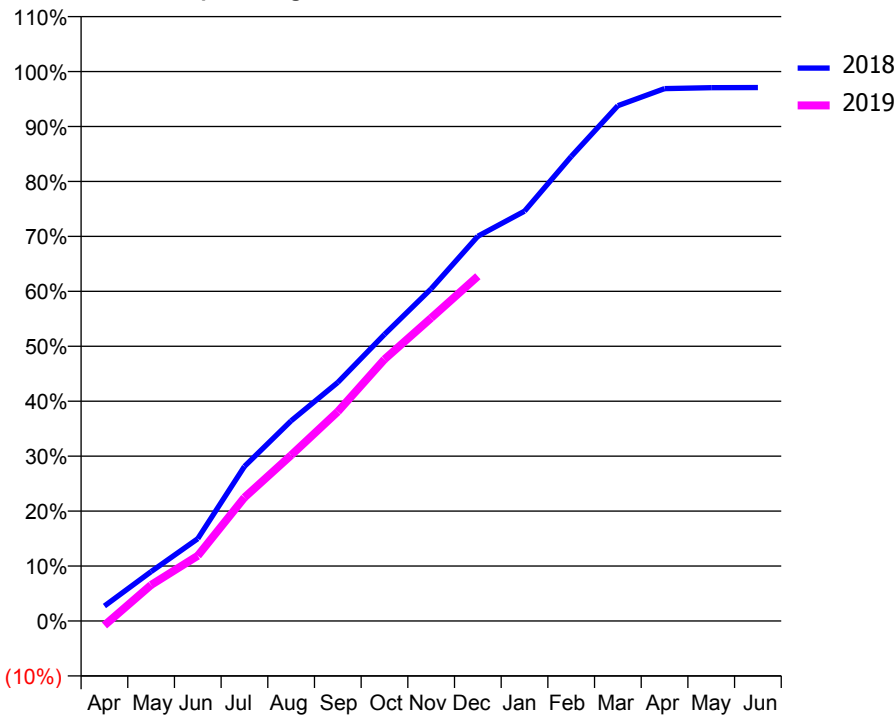
ACCESS*

Patients seen in 24 months	Total	Change since previous quarter
Quarter ending December 2017	2,912	
Quarter ending March 2018	2,941	→
Quarter ending June 2018	2,836	↓
Quarter ending September 2018	2,845	→
Quarter ending December 2018	3,043	↑
Variance since December 2017	4.5%	↑



ACTIVITY

Cumulative percentage of contracted UDA delivered 2018 & 2019



Month	Adjusted Scheduled Activity (UDA)	
	2018	2019
April	247	-74
May	812	593
June	1,353	1,072
July	2,541	2,030
August	3,290	2,724
September	3,921	3,441
October	4,709	4,298
November	5,458	4,978
December	6,322	5,664
January	6,733	
February	7,632	
March	8,466	
April	8,748	
May	8,763	
June	8,764	

QUALITY

	Quantity	Base Number	Contract	AT	Region	England
% of FP17s for the same patient ID Re-attending within 3 months - Children	53	899	5.9%	10.1%	11.6%	11.8%
% of FP17s for the same patient ID Re-attending within 3 months - Adults	263	2,915	9.0%	14.0%	15.1%	15.6%
% of FP17s for the same patient ID Re-attending between 3 & 9 months - Children	547	899	60.8%	62.0%	59.9%	58.8%
% of FP17s for the same patient ID Re-attending between 3 & 9 months - Adults	1,627	2,915	55.8%	55.1%	52.0%	51.0%
% of FP17s for Band 1 Urgent Courses	87	3,475	2.5%	6.8%	8.0%	9.0%
% of FP17s Relating to Free Repair or Replacements	6	3,475	0.2%	0.8%	0.8%	0.8%
% of FP17s Relating to Continuations	62	3,475	1.8%	1.1%	0.9%	0.9%
% of Patients satisfied with the dentistry they have received	1	1	N/A	92.0%	93.6%	93.2%
% of Patients satisfied with the time they had to wait for an appointment	1	1	N/A	87.2%	88.6%	88.3%

* This is based on patients treated on this contract for their most recent course of treatment. Figures in italics indicate the base number of FP17s or Patient Questionnaire responses are less than 100. N/A is shown where the base number of responses is less than 10 during the period. % is calculated as Quantity/Base number*100

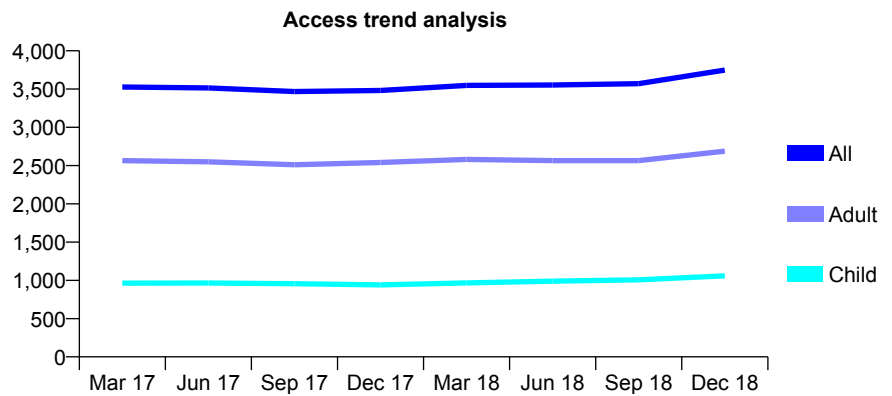
Q55 - Vital Signs At a Glance Contract Report for 677043/0001 - December 2018

Name or company name	MR D BYWATER
Contract type name	GDS Contract
Purpose of contract	General
Contract start date	01/04/2006
Contract end date	

18/19 Contracted general activity (UDA)	10,505
Carry forward general activity (UDA)	162
18/19 Contracted orthodontic activity (UOA)	0
Carry forward orthodontic activity (UOA)	0
Baseline contract value	£277,457.79

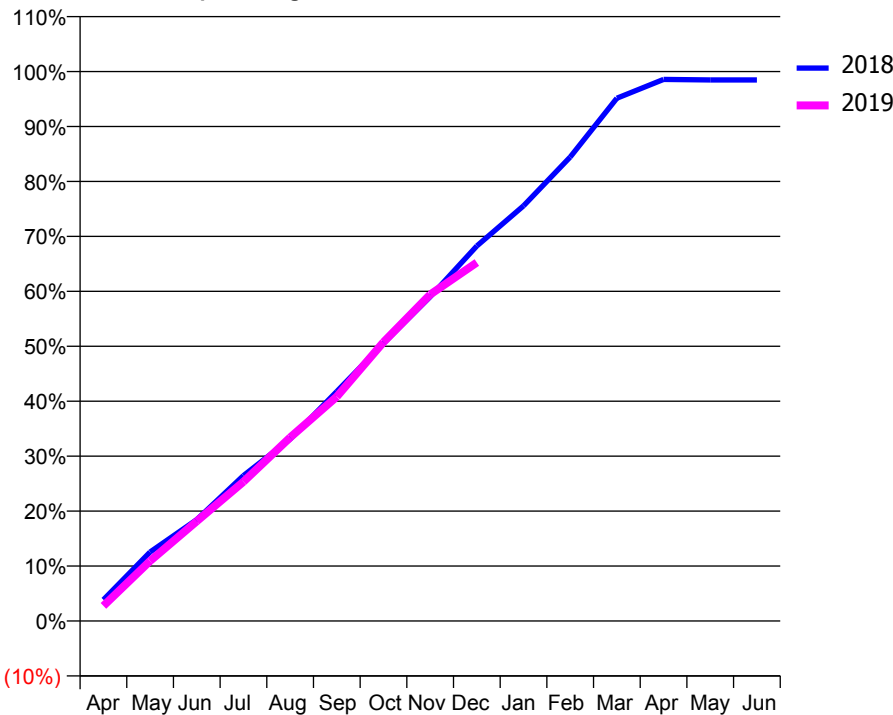
ACCESS*

Patients seen in 24 months	Total	Change since previous quarter
Quarter ending December 2017	3,482	
Quarter ending March 2018	3,547	→
Quarter ending June 2018	3,553	→
Quarter ending September 2018	3,571	→
Quarter ending December 2018	3,748	↑
Variance since December 2017	7.6%	↑



ACTIVITY

Cumulative percentage of contracted UDA delivered 2018 & 2019



Month	Adjusted Scheduled Activity (UDA)	
	2018	2019
April	406	289
May	1,318	1,147
June	1,938	1,909
July	2,781	2,663
August	3,479	3,509
September	4,389	4,288
October	5,310	5,333
November	6,197	6,242
December	7,169	6,853
January	7,937	
February	8,871	
March	9,994	
April	10,353	
May	10,344	
June	10,343	

QUALITY

	Quantity	Base Number	Contract	AT	Region	England
% of FP17s for the same patient ID Re-attending within 3 months - Children	112	1,205	9.3%	10.1%	11.6%	11.8%
% of FP17s for the same patient ID Re-attending within 3 months - Adults	427	2,996	14.3%	14.0%	15.1%	15.6%
% of FP17s for the same patient ID Re-attending between 3 & 9 months - Children	725	1,205	60.2%	62.0%	59.9%	58.8%
% of FP17s for the same patient ID Re-attending between 3 & 9 months - Adults	1,764	2,996	58.9%	55.1%	52.0%	51.0%
% of FP17s for Band 1 Urgent Courses	207	4,028	5.1%	6.8%	8.0%	9.0%
% of FP17s Relating to Free Repair or Replacements	67	4,028	1.7%	0.8%	0.8%	0.8%
% of FP17s Relating to Continuations	6	4,028	0.1%	1.1%	0.9%	0.9%
% of Patients satisfied with the dentistry they have received	7	8	N/A	92.0%	93.6%	93.2%
% of Patients satisfied with the time they had to wait for an appointment	8	8	N/A	87.2%	88.6%	88.3%

* This is based on patients treated on this contract for their most recent course of treatment. Figures in italics indicate the base number of FP17s or Patient Questionnaire responses are less than 100. N/A is shown where the base number of responses is less than 10 during the period. % is calculated as Quantity/Base number*100

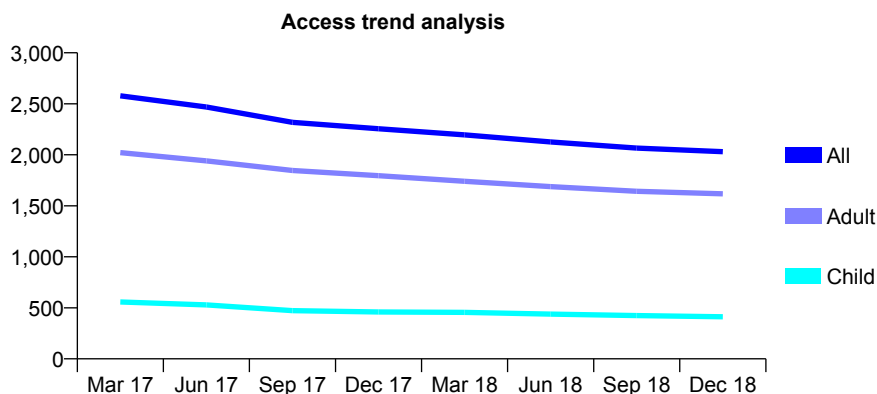
Q55 - Vital Signs At a Glance Contract Report for 677647/0001 - December 2018

Name or company name	MRS S PIENAAR
Contract type name	GDS Contract
Purpose of contract	General
Contract start date	01/10/2007
Contract end date	

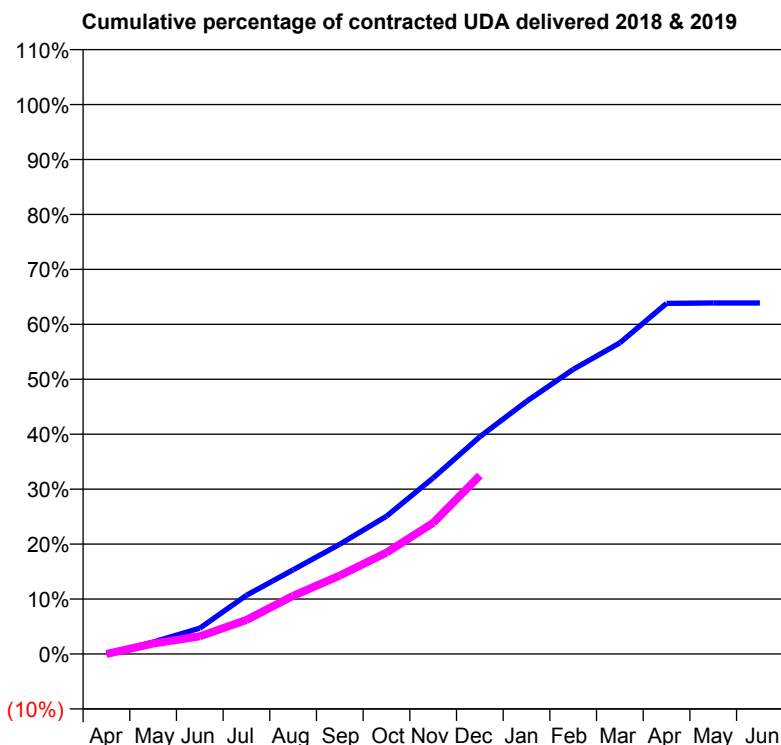
18/19 Contracted general activity (UDA)	10,656
Carry forward general activity (UDA)	0
18/19 Contracted orthodontic activity (UOA)	0
Carry forward orthodontic activity (UOA)	0
Baseline contract value	£259,107.42

ACCESS*

Patients seen in 24 months	Total	Change since previous quarter
Quarter ending December 2017	2,255	
Quarter ending March 2018	2,196	↓
Quarter ending June 2018	2,126	↓
Quarter ending September 2018	2,066	↓
Quarter ending December 2018	2,031	↓
Variance since December 2017	(9.9%)	↓



ACTIVITY



Month	Adjusted Scheduled Activity (UDA)	
	2018	2019
April	0	0
May	231	203
June	500	344
July	1,139	660
August	1,634	1,129
September	2,129	1,521
October	2,673	1,966
November	3,416	2,544
December	4,215	3,460
January	4,898	
February	5,520	
March	6,034	
April	6,800	
May	6,807	
June	6,808	

QUALITY

	Quantity	Base Number	Contract	AT	Region	England
% of FP17s for the same patient ID Re-attending within 3 months - Children	22	272	8.1%	10.1%	11.6%	11.8%
% of FP17s for the same patient ID Re-attending within 3 months - Adults	268	1,820	14.7%	14.0%	15.1%	15.6%
% of FP17s for the same patient ID Re-attending between 3 & 9 months - Children	50	272	18.4%	62.0%	59.9%	58.8%
% of FP17s for the same patient ID Re-attending between 3 & 9 months - Adults	822	1,820	45.2%	55.1%	52.0%	51.0%
% of FP17s for Band 1 Urgent Courses	37	1,748	2.1%	6.8%	8.0%	9.0%
% of FP17s Relating to Free Repair or Replacements	15	1,748	0.9%	0.8%	0.8%	0.8%
% of FP17s Relating to Continuations	37	1,748	2.1%	1.1%	0.9%	0.9%
% of Patients satisfied with the dentistry they have received	1	1	N/A	92.0%	93.6%	93.2%
% of Patients satisfied with the time they had to wait for an appointment	1	1	N/A	87.2%	88.6%	88.3%

* This is based on patients treated on this contract for their most recent course of treatment. Figures in italics indicate the base number of FP17s or Patient Questionnaire responses are less than 100. N/A is shown where the base number of responses is less than 10 during the period. % is calculated as Quantity/Base number*100

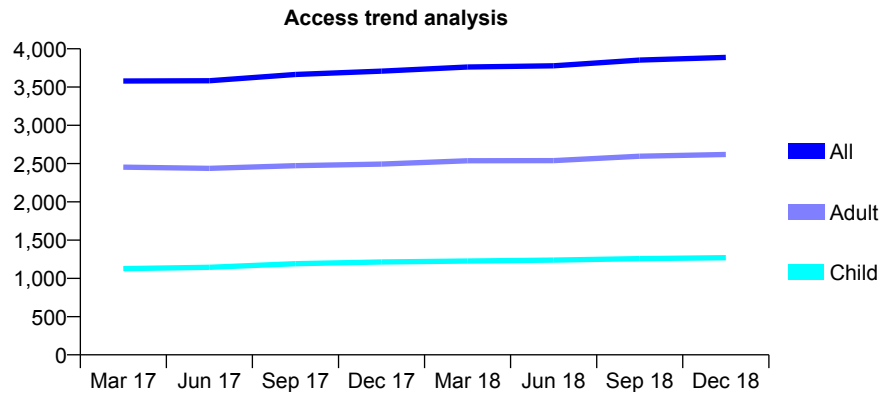
Q55 - Vital Signs At a Glance Contract Report for 679879/0001 - December 2018

Name or company name	MISS F SEZAVAR SHOKOH
Contract type name	GDS Contract
Purpose of contract	General
Contract start date	01/04/2006
Contract end date	

18/19 Contracted general activity (UDA)	14,388
Carry forward general activity (UDA)	67
18/19 Contracted orthodontic activity (UOA)	0
Carry forward orthodontic activity (UOA)	0
Baseline contract value	£361,691.64

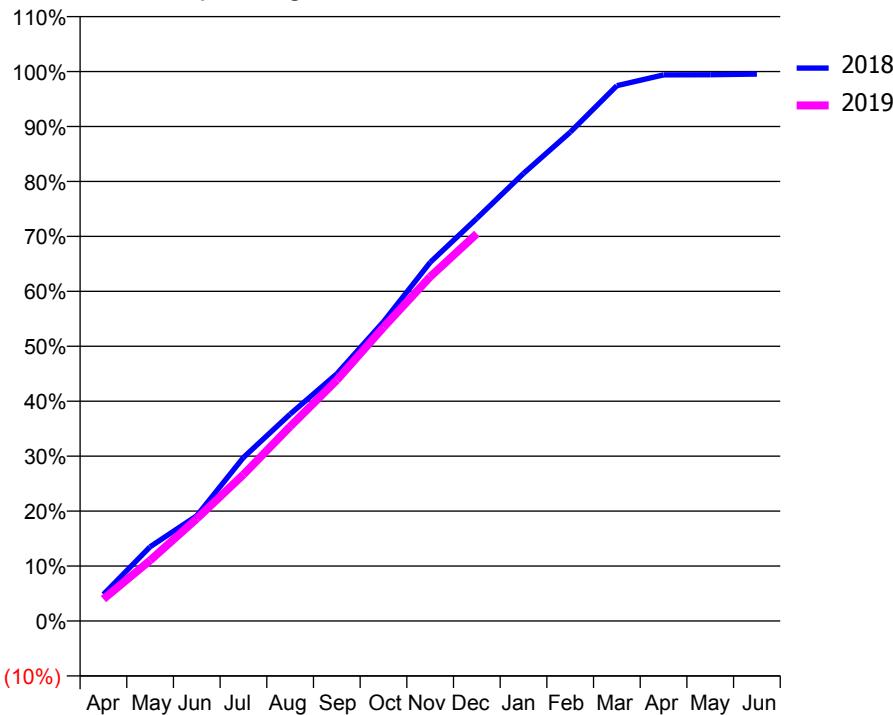
ACCESS*

Patients seen in 24 months	Total	Change since previous quarter
Quarter ending December 2017	3,708	
Quarter ending March 2018	3,762	→
Quarter ending June 2018	3,778	→
Quarter ending September 2018	3,853	→
Quarter ending December 2018	3,887	→
Variance since December 2017	4.8%	↑



ACTIVITY

Cumulative percentage of contracted UDA delivered 2018 & 2019



Month	Adjusted Scheduled Activity (UDA)	
	2018	2019
April	696	575
May	1,942	1,589
June	2,756	2,680
July	4,282	3,837
August	5,419	5,094
September	6,473	6,309
October	7,835	7,688
November	9,390	9,014
December	10,542	10,141
January	11,719	
February	12,798	
March	14,016	
April	14,299	
May	14,302	
June	14,321	

QUALITY

	Quantity	Base Number	Contract	AT	Region	England
% of FP17s for the same patient ID Re-attending within 3 months - Children	107	1,305	8.2%	10.1%	11.6%	11.8%
% of FP17s for the same patient ID Re-attending within 3 months - Adults	446	2,694	16.6%	14.0%	15.1%	15.6%
% of FP17s for the same patient ID Re-attending between 3 & 9 months - Children	798	1,305	61.1%	62.0%	59.9%	58.8%
% of FP17s for the same patient ID Re-attending between 3 & 9 months - Adults	1,349	2,694	50.1%	55.1%	52.0%	51.0%
% of FP17s for Band 1 Urgent Courses	407	3,881	10.5%	6.8%	8.0%	9.0%
% of FP17s Relating to Free Repair or Replacements	40	3,881	1.0%	0.8%	0.8%	0.8%
% of FP17s Relating to Continuations	0	3,881	0.0%	1.1%	0.9%	0.9%
% of Patients satisfied with the dentistry they have received	2	2	N/A	92.0%	93.6%	93.2%
% of Patients satisfied with the time they had to wait for an appointment	2	2	N/A	87.2%	88.6%	88.3%

* This is based on patients treated on this contract for their most recent course of treatment. Figures in italics indicate the base number of FP17s or Patient Questionnaire responses are less than 100. N/A is shown where the base number of responses is less than 10 during the period. % is calculated as Quantity/Base number*100

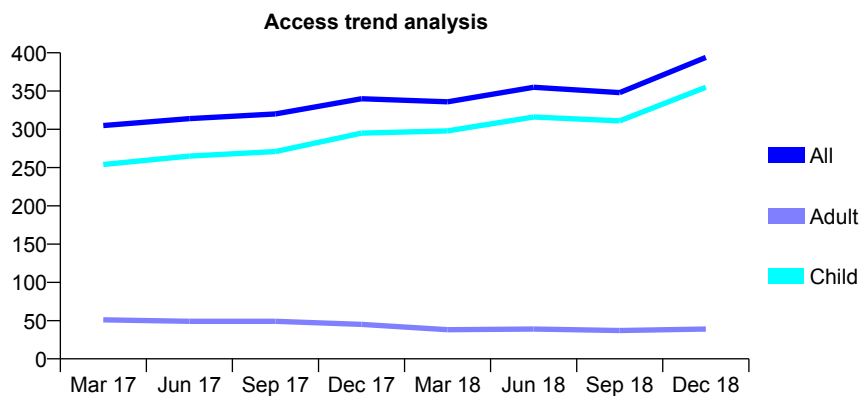
Q55 - Vital Signs At a Glance Contract Report for 710822/0001 - December 2018

Name or company name	MR R NATHWANI
Contract type name	GDS Contract
Purpose of contract	General
Contract start date	01/05/2011
Contract end date	

18/19 Contracted general activity (UDA)	863
Carry forward general activity (UDA)	0
18/19 Contracted orthodontic activity (UOA)	0
Carry forward orthodontic activity (UOA)	0
Baseline contract value	£24,435.53

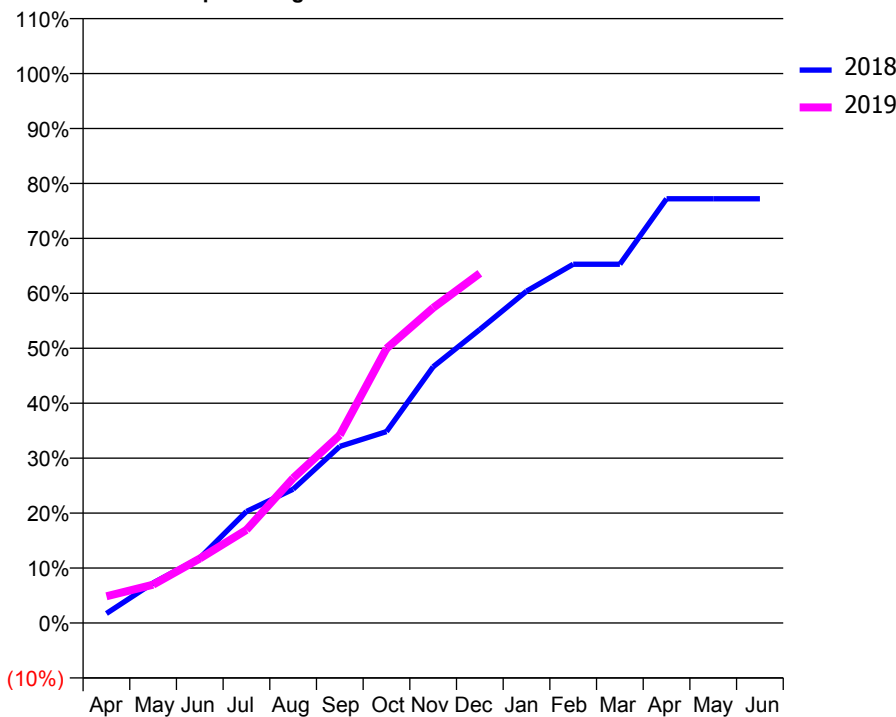
ACCESS*

Patients seen in 24 months	Total	Change since previous quarter
Quarter ending December 2017	340	
Quarter ending March 2018	336	↓
Quarter ending June 2018	355	↑
Quarter ending September 2018	348	↓
Quarter ending December 2018	394	↑
Variance since December 2017	15.9%	↑



ACTIVITY

Cumulative percentage of contracted UDA delivered 2018 & 2019



Month	Adjusted Scheduled Activity (UDA)	
	2018	2019
April	15	42
May	63	60
June	102	101
July	175	146
August	210	228
September	277	295
October	301	431
November	402	495
December	461	549
January	521	
February	563	
March	563	
April	666	
May	666	
June	666	

QUALITY

	Quantity	Base Number	Contract	AT	Region	England
% of FP17s for the same patient ID Re-attending within 3 months - Children	33	507	6.5%	10.1%	11.6%	11.8%
% of FP17s for the same patient ID Re-attending within 3 months - Adults	0	14	0.0%	14.0%	15.1%	15.6%
% of FP17s for the same patient ID Re-attending between 3 & 9 months - Children	326	507	64.3%	62.0%	59.9%	58.8%
% of FP17s for the same patient ID Re-attending between 3 & 9 months - Adults	1	14	7.1%	55.1%	52.0%	51.0%
% of FP17s for Band 1 Urgent Courses	16	444	3.6%	6.8%	8.0%	9.0%
% of FP17s Relating to Free Repair or Replacements	0	444	0.0%	0.8%	0.8%	0.8%
% of FP17s Relating to Continuations	0	444	0.0%	1.1%	0.9%	0.9%
% of Patients satisfied with the dentistry they have received	0	0	N/A	92.0%	93.6%	93.2%
% of Patients satisfied with the time they had to wait for an appointment	0	0	N/A	87.2%	88.6%	88.3%

* This is based on patients treated on this contract for their most recent course of treatment. Figures in italics indicate the base number of FP17s or Patient Questionnaire responses are less than 100. N/A is shown where the base number of responses is less than 10 during the period. % is calculated as Quantity/Base number*100

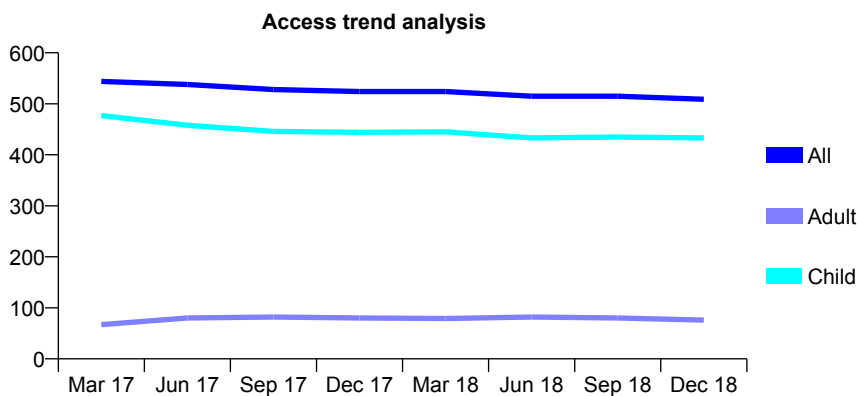
Q55 - Vital Signs At a Glance Contract Report for 729388/0001 - December 2018

Name or company name	Jonathan P Ward and Associates
Contract type name	GDS Contract
Purpose of contract	General and Orthodontic
Contract start date	01/04/2006
Contract end date	

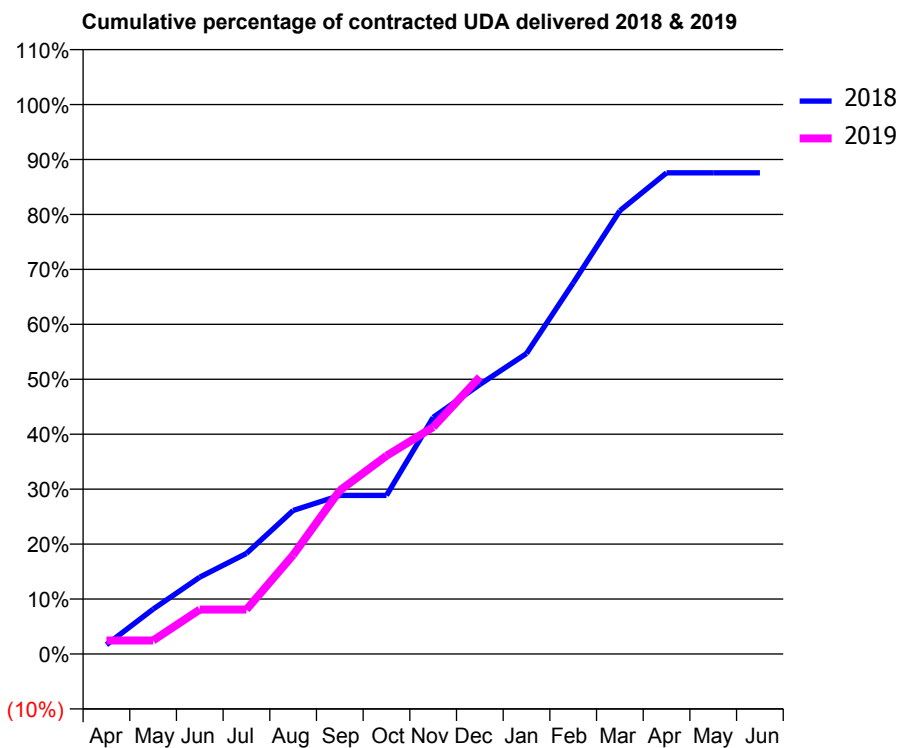
18/19 Contracted general activity (UDA)	1,628
Carry forward general activity (UDA)	0
18/19 Contracted orthodontic activity (UOA)	446
Carry forward orthodontic activity (UOA)	0
Baseline contract value	£73,823.08

ACCESS*

Patients seen in 24 months	Total	Change since previous quarter
Quarter ending December 2017	524	
Quarter ending March 2018	524	→
Quarter ending June 2018	515	↓
Quarter ending September 2018	515	→
Quarter ending December 2018	509	↓
Variance since December 2017	(2.9%)	↓



ACTIVITY



Adjusted Scheduled Activity (UDA)		
Month	2018	2019
April	28	40
May	133	40
June	228	132
July	298	132
August	425	293
September	470	484
October	470	587
November	701	672
December	799	821
January	890	
February	1,099	
March	1,313	
April	1,425	
May	1,425	
June	1,425	

QUALITY

	Quantity	Base Number	Contract	AT	Region	England
% of FP17s for the same patient ID Re-attending within 3 months - Children	43	539	8.0%	10.1%	11.6%	11.8%
% of FP17s for the same patient ID Re-attending within 3 months - Adults	0	0	N/A	14.0%	15.1%	15.6%
% of FP17s for the same patient ID Re-attending between 3 & 9 months - Children	392	539	72.7%	62.0%	59.9%	58.8%
% of FP17s for the same patient ID Re-attending between 3 & 9 months - Adults	0	0	N/A	55.1%	52.0%	51.0%
% of FP17s for Band 1 Urgent Courses	19	485	3.9%	6.8%	8.0%	9.0%
% of FP17s Relating to Free Repair or Replacements	0	485	0.0%	0.8%	0.8%	0.8%
% of FP17s Relating to Continuations	0	485	0.0%	1.1%	0.9%	0.9%
% of Patients satisfied with the dentistry they have received	0	0	N/A	92.0%	93.6%	93.2%
% of Patients satisfied with the time they had to wait for an appointment	0	0	N/A	87.2%	88.6%	88.3%

* This is based on patients treated on this contract for their most recent course of treatment. Figures in italics indicate the base number of FP17s or Patient Questionnaire responses are less than 100. N/A is shown where the base number of responses is less than 10 during the period. % is calculated as Quantity/Base number*100

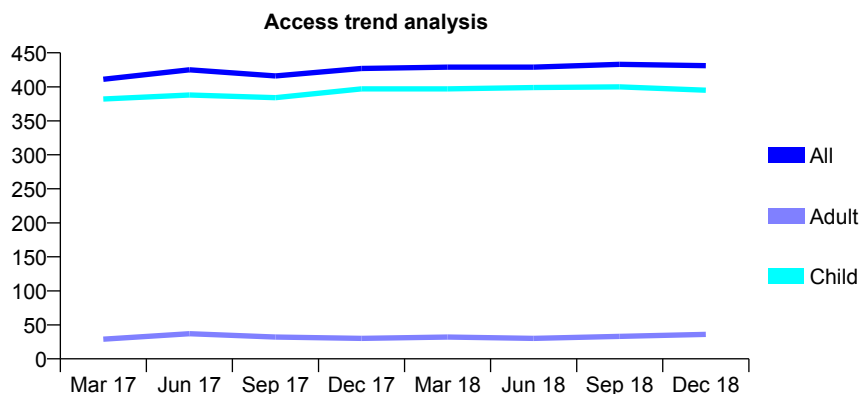
Q55 - Vital Signs At a Glance Contract Report for 745847/0001 - December 2018

Name or company name	MR SB SHAFFERY
Contract type name	GDS Contract
Purpose of contract	General
Contract start date	01/04/2006
Contract end date	

18/19 Contracted general activity (UDA)	800
Carry forward general activity (UDA)	5
18/19 Contracted orthodontic activity (UOA)	0
Carry forward orthodontic activity (UOA)	0
Baseline contract value	£19,874.41

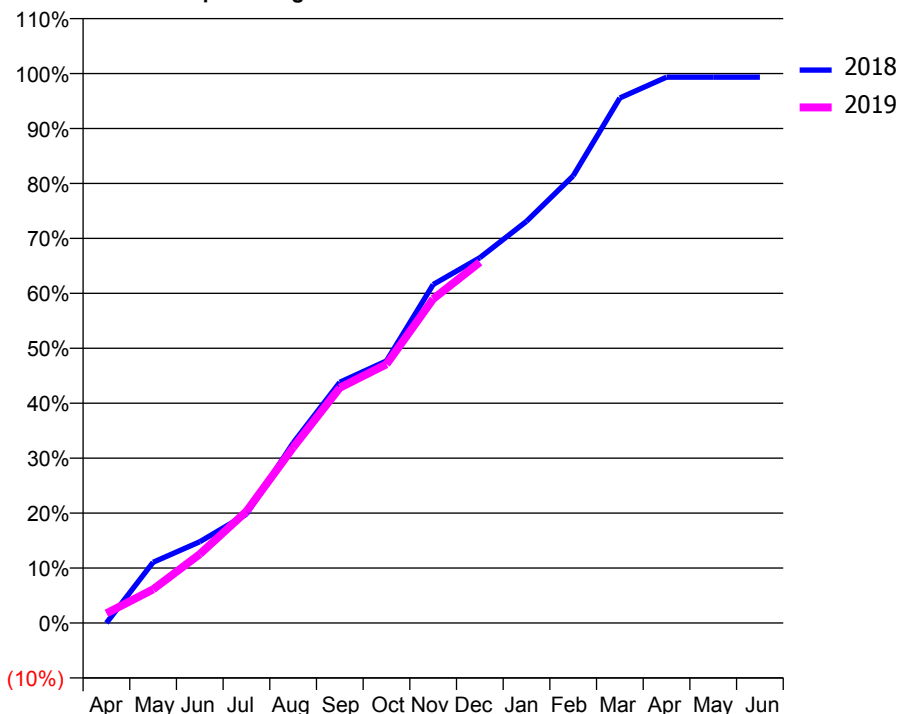
ACCESS*

Patients seen in 24 months	Total	Change since previous quarter
Quarter ending December 2017	427	
Quarter ending March 2018	429	→
Quarter ending June 2018	429	→
Quarter ending September 2018	433	→
Quarter ending December 2018	431	→
Variance since December 2017	0.9%	→



ACTIVITY

Cumulative percentage of contracted UDA delivered 2018 & 2019



Month	Adjusted Scheduled Activity (UDA)	
	2018	2019
April	0	14
May	88	49
June	118	100
July	159	163
August	262	256
September	351	343
October	382	377
November	493	472
December	532	525
January	585	
February	651	
March	764	
April	795	
May	795	
June	795	

QUALITY

	Quantity	Base Number	Contract	AT	Region	England
% of FP17s for the same patient ID Re-attending within 3 months - Children	34	453	7.5%	10.1%	11.6%	11.8%
% of FP17s for the same patient ID Re-attending within 3 months - Adults	0	0	N/A	14.0%	15.1%	15.6%
% of FP17s for the same patient ID Re-attending between 3 & 9 months - Children	305	453	67.3%	62.0%	59.9%	58.8%
% of FP17s for the same patient ID Re-attending between 3 & 9 months - Adults	0	0	N/A	55.1%	52.0%	51.0%
% of FP17s for Band 1 Urgent Courses	6	427	1.4%	6.8%	8.0%	9.0%
% of FP17s Relating to Free Repair or Replacements	0	427	0.0%	0.8%	0.8%	0.8%
% of FP17s Relating to Continuations	0	427	0.0%	1.1%	0.9%	0.9%
% of Patients satisfied with the dentistry they have received	1	1	N/A	92.0%	93.6%	93.2%
% of Patients satisfied with the time they had to wait for an appointment	1	1	N/A	87.2%	88.6%	88.3%

* This is based on patients treated on this contract for their most recent course of treatment. Figures in italics indicate the base number of FP17s or Patient Questionnaire responses are less than 100. N/A is shown where the base number of responses is less than 10 during the period. % is calculated as Quantity/Base number*100

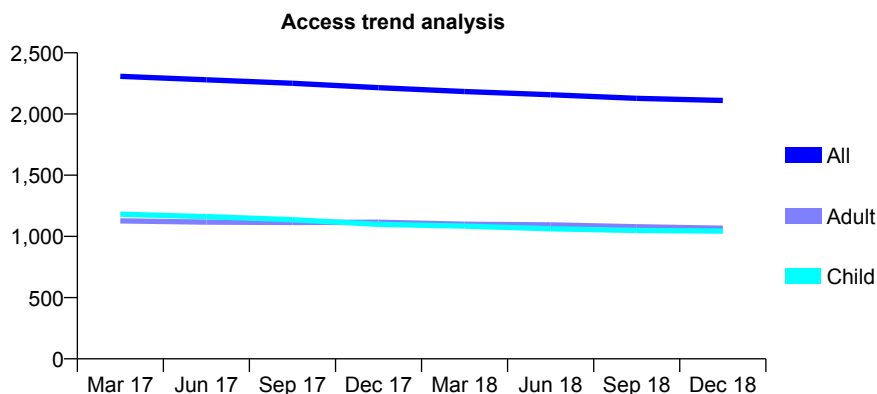
Q55 - Vital Signs At a Glance Contract Report for 746436/0001 - December 2018

Name or company name	MR MN BURTON
Contract type name	GDS Contract
Purpose of contract	General
Contract start date	01/04/2006
Contract end date	

18/19 Contracted general activity (UDA)	6,000
Carry forward general activity (UDA)	0
18/19 Contracted orthodontic activity (UOA)	0
Carry forward orthodontic activity (UOA)	0
Baseline contract value	£176,689.32

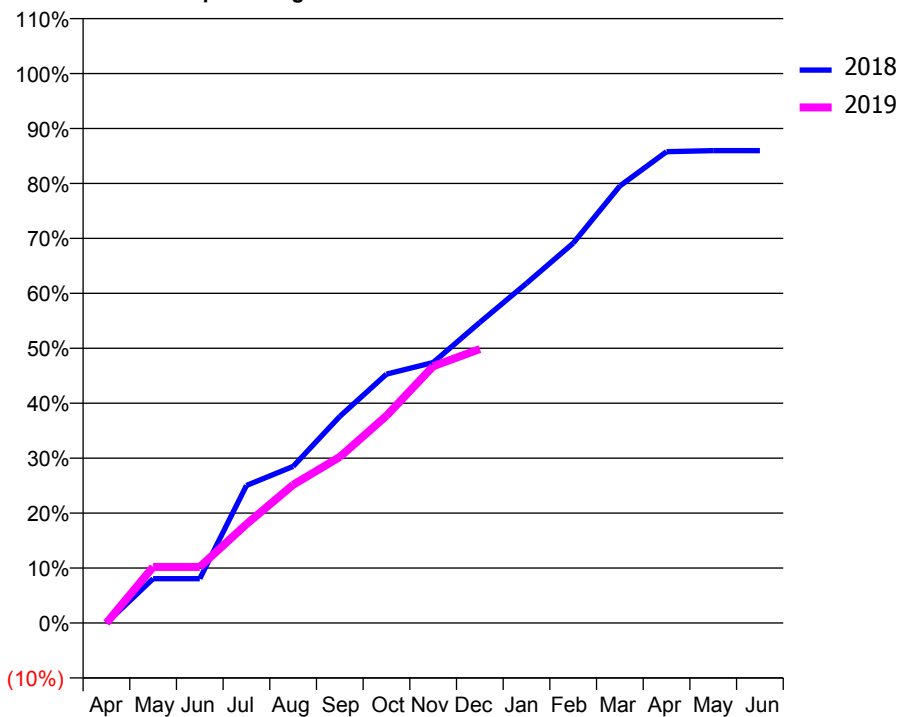
ACCESS*

Patients seen in 24 months	Total	Change since previous quarter
Quarter ending December 2017	2,215	
Quarter ending March 2018	2,184	↓
Quarter ending June 2018	2,157	↓
Quarter ending September 2018	2,128	↓
Quarter ending December 2018	2,111	→
Variance since December 2017	(4.7%)	↓



ACTIVITY

Cumulative percentage of contracted UDA delivered 2018 & 2019



Month	Adjusted Scheduled Activity (UDA)	
	2018	2019
April	0	0
May	483	613
June	483	613
July	1,502	1,079
August	1,710	1,510
September	2,257	1,814
October	2,718	2,263
November	2,845	2,803
December	3,282	2,992
January	3,709	
February	4,148	
March	4,773	
April	5,146	
May	5,158	
June	5,158	

QUALITY

	Quantity	Base Number	Contract	AT	Region	England
% of FP17s for the same patient ID Re-attending within 3 months - Children	101	1,154	8.8%	10.1%	11.6%	11.8%
% of FP17s for the same patient ID Re-attending within 3 months - Adults	80	828	9.7%	14.0%	15.1%	15.6%
% of FP17s for the same patient ID Re-attending between 3 & 9 months - Children	715	1,154	62.0%	62.0%	59.9%	58.8%
% of FP17s for the same patient ID Re-attending between 3 & 9 months - Adults	388	828	46.9%	55.1%	52.0%	51.0%
% of FP17s for Band 1 Urgent Courses	69	1,765	3.9%	6.8%	8.0%	9.0%
% of FP17s Relating to Free Repair or Replacements	0	1,765	0.0%	0.8%	0.8%	0.8%
% of FP17s Relating to Continuations	17	1,765	1.0%	1.1%	0.9%	0.9%
% of Patients satisfied with the dentistry they have received	2	2	N/A	92.0%	93.6%	93.2%
% of Patients satisfied with the time they had to wait for an appointment	2	2	N/A	87.2%	88.6%	88.3%

* This is based on patients treated on this contract for their most recent course of treatment. Figures in italics indicate the base number of FP17s or Patient Questionnaire responses are less than 100. N/A is shown where the base number of responses is less than 10 during the period. % is calculated as Quantity/Base number*100

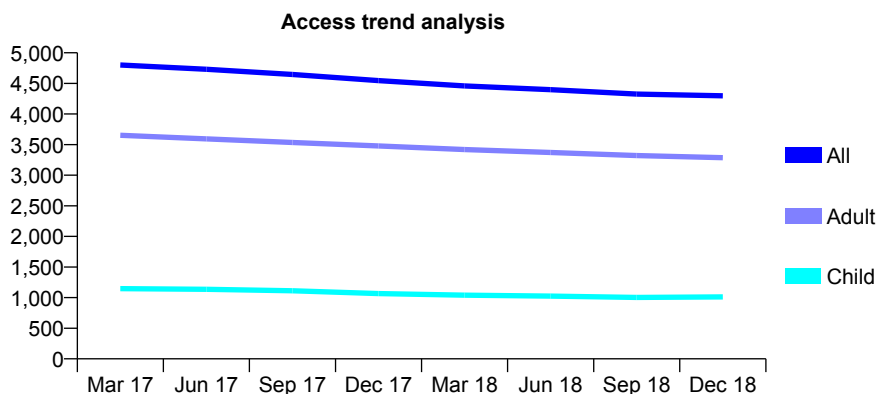
Q55 - Vital Signs At a Glance Contract Report for 746509/0001 - December 2018

Name or company name	MR RA HEPBURN
Contract type name	GDS Contract
Purpose of contract	General
Contract start date	01/04/2006
Contract end date	

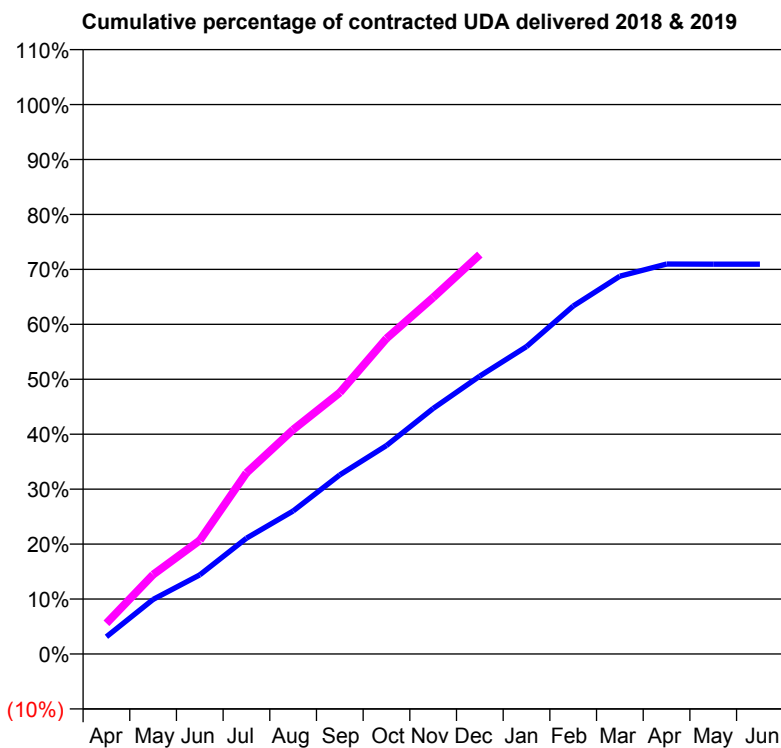
18/19 Contracted general activity (UDA)	9,900
Carry forward general activity (UDA)	0
18/19 Contracted orthodontic activity (UOA)	0
Carry forward orthodontic activity (UOA)	0
Baseline contract value	£204,205.69

ACCESS*

Patients seen in 24 months	Total	Change since previous quarter
Quarter ending December 2017	4,545	
Quarter ending March 2018	4,459	↓
Quarter ending June 2018	4,398	↓
Quarter ending September 2018	4,326	↓
Quarter ending December 2018	4,298	→
Variance since December 2017	(5.4%)	↓



ACTIVITY



Month	Adjusted Scheduled Activity (UDA)	
	2018	2019
April	434	553
May	1,373	1,432
June	1,989	2,048
July	2,907	3,264
August	3,591	4,043
September	4,499	4,710
October	5,235	5,686
November	6,168	6,423
December	6,980	7,195
January	7,722	
February	8,739	
March	9,489	
April	9,794	
May	9,791	
June	9,791	

QUALITY

	Quantity	Base Number	Contract	AT	Region	England
% of FP17s for the same patient ID Re-attending within 3 months - Children	43	1,242	3.5%	10.1%	11.6%	11.8%
% of FP17s for the same patient ID Re-attending within 3 months - Adults	266	2,911	9.1%	14.0%	15.1%	15.6%
% of FP17s for the same patient ID Re-attending between 3 & 9 months - Children	919	1,242	74.0%	62.0%	59.9%	58.8%
% of FP17s for the same patient ID Re-attending between 3 & 9 months - Adults	851	2,911	29.2%	55.1%	52.0%	51.0%
% of FP17s for Band 1 Urgent Courses	142	3,978	3.6%	6.8%	8.0%	9.0%
% of FP17s Relating to Free Repair or Replacements	32	3,978	0.8%	0.8%	0.8%	0.8%
% of FP17s Relating to Continuations	86	3,978	2.2%	1.1%	0.9%	0.9%
% of Patients satisfied with the dentistry they have received	4	4	N/A	92.0%	93.6%	93.2%
% of Patients satisfied with the time they had to wait for an appointment	4	4	N/A	87.2%	88.6%	88.3%

* This is based on patients treated on this contract for their most recent course of treatment. Figures in italics indicate the base number of FP17s or Patient Questionnaire responses are less than 100. N/A is shown where the base number of responses is less than 10 during the period. % is calculated as Quantity/Base number*100

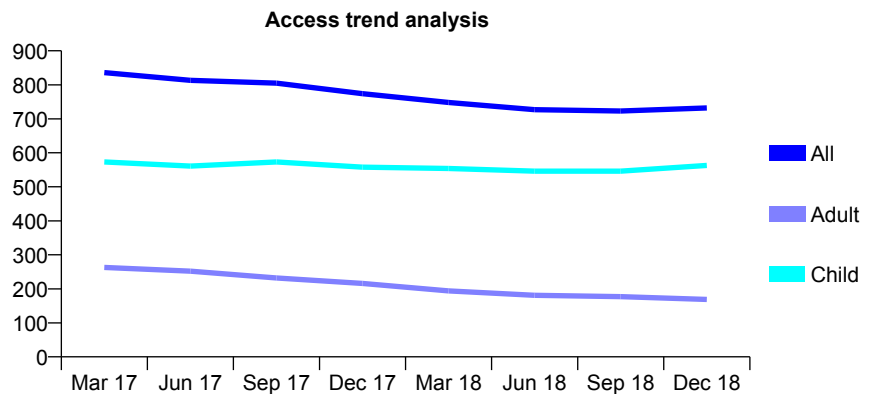
Q55 - Vital Signs At a Glance Contract Report for 751553/0002 - December 2018

Name or company name	MR S RAKSHIT
Contract type name	GDS Contract
Purpose of contract	General
Contract start date	01/04/2006
Contract end date	

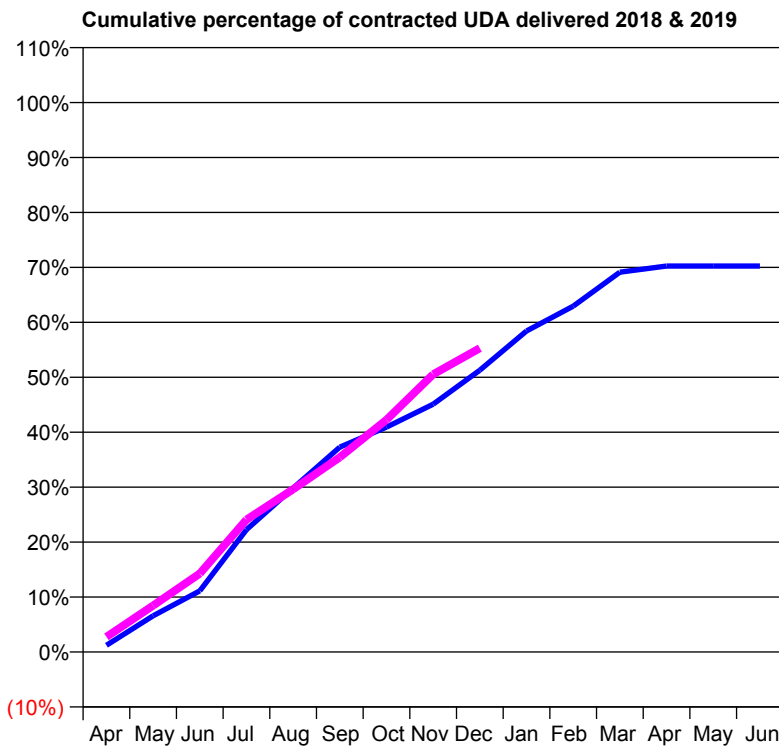
18/19 Contracted general activity (UDA)	3,500
Carry forward general activity (UDA)	0
18/19 Contracted orthodontic activity (UOA)	0
Carry forward orthodontic activity (UOA)	0
Baseline contract value	£79,539.59

ACCESS*

Patients seen in 24 months	Total	Change since previous quarter
Quarter ending December 2017	774	
Quarter ending March 2018	748	↓
Quarter ending June 2018	727	↓
Quarter ending September 2018	723	→
Quarter ending December 2018	732	→
Variance since December 2017	(5.4%)	↓



ACTIVITY



Month	Adjusted Scheduled Activity (UDA)	
	2018	2019
April	43	96
May	231	296
June	390	500
July	779	843
August	1,044	1,036
September	1,305	1,241
October	1,433	1,479
November	1,579	1,768
December	1,795	1,935
January	2,045	
February	2,203	
March	2,419	
April	2,458	
May	2,458	
June	2,458	

QUALITY

	Quantity	Base Number	Contract	AT	Region	England
% of FP17s for the same patient ID Re-attending within 3 months - Children	29	535	5.4%	10.1%	11.6%	11.8%
% of FP17s for the same patient ID Re-attending within 3 months - Adults	41	158	25.9%	14.0%	15.1%	15.6%
% of FP17s for the same patient ID Re-attending between 3 & 9 months - Children	245	535	45.8%	62.0%	59.9%	58.8%
% of FP17s for the same patient ID Re-attending between 3 & 9 months - Adults	85	158	53.8%	55.1%	52.0%	51.0%
% of FP17s for Band 1 Urgent Courses	31	681	4.6%	6.8%	8.0%	9.0%
% of FP17s Relating to Free Repair or Replacements	0	681	0.0%	0.8%	0.8%	0.8%
% of FP17s Relating to Continuations	12	681	1.8%	1.1%	0.9%	0.9%
% of Patients satisfied with the dentistry they have received	0	0	N/A	92.0%	93.6%	93.2%
% of Patients satisfied with the time they had to wait for an appointment	0	0	N/A	87.2%	88.6%	88.3%

* This is based on patients treated on this contract for their most recent course of treatment. Figures in italics indicate the base number of FP17s or Patient Questionnaire responses are less than 100. N/A is shown where the base number of responses is less than 10 during the period. % is calculated as Quantity/Base number*100

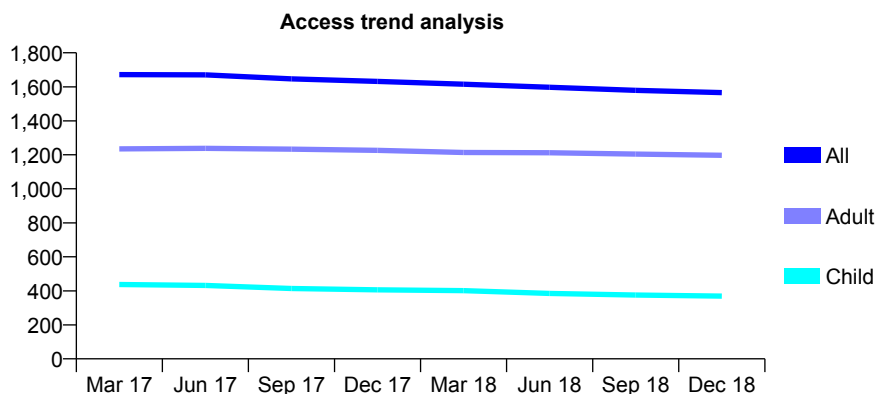
Q55 - Vital Signs At a Glance Contract Report for 752134/0001 - December 2018

Name or company name	MR CJ DONEGAN
Contract type name	GDS Contract
Purpose of contract	General
Contract start date	01/04/2006
Contract end date	

18/19 Contracted general activity (UDA)	5,670
Carry forward general activity (UDA)	0
18/19 Contracted orthodontic activity (UOA)	0
Carry forward orthodontic activity (UOA)	0
Baseline contract value	£139,121.65

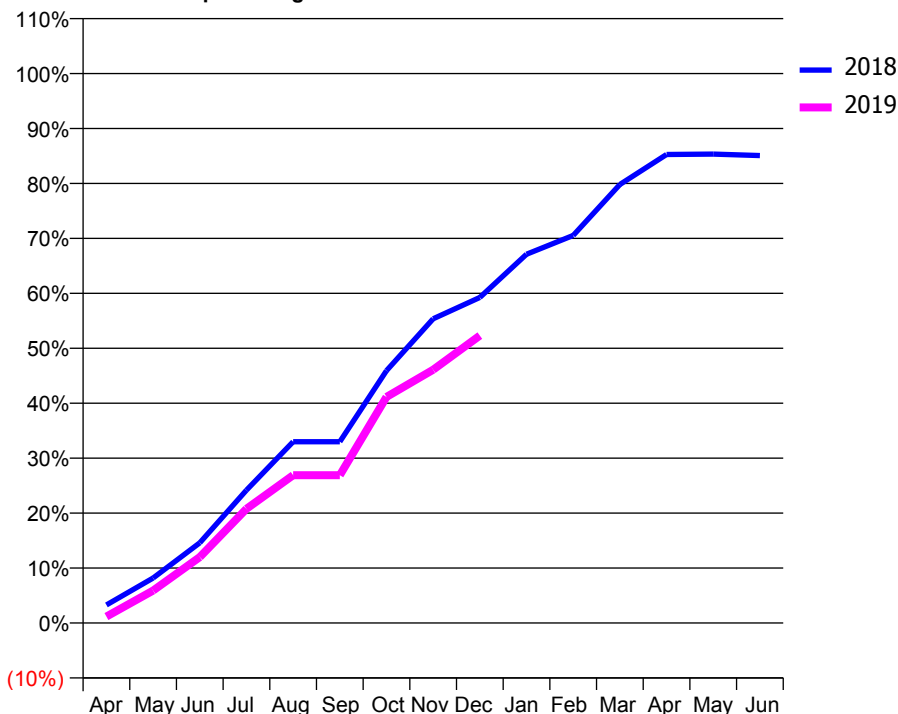
ACCESS*

Patients seen in 24 months	Total	Change since previous quarter
Quarter ending December 2017	1,632	
Quarter ending March 2018	1,615	↓
Quarter ending June 2018	1,597	↓
Quarter ending September 2018	1,579	↓
Quarter ending December 2018	1,566	→
Variance since December 2017	(4.0%)	↓



ACTIVITY

Cumulative percentage of contracted UDA delivered 2018 & 2019



Month	Adjusted Scheduled Activity (UDA)	
	2018	2019
April	196	67
May	488	335
June	868	681
July	1,438	1,179
August	1,962	1,526
September	1,962	1,526
October	2,730	2,333
November	3,291	2,614
December	3,523	2,966
January	3,989	
February	4,194	
March	4,744	
April	5,069	
May	5,073	
June	5,058	

QUALITY

	Quantity	Base Number	Contract	AT	Region	England
% of FP17s for the same patient ID Re-attending within 3 months - Children	31	491	6.3%	10.1%	11.6%	11.8%
% of FP17s for the same patient ID Re-attending within 3 months - Adults	242	1,597	15.2%	14.0%	15.1%	15.6%
% of FP17s for the same patient ID Re-attending between 3 & 9 months - Children	376	491	76.6%	62.0%	59.9%	58.8%
% of FP17s for the same patient ID Re-attending between 3 & 9 months - Adults	1,185	1,597	74.2%	55.1%	52.0%	51.0%
% of FP17s for Band 1 Urgent Courses	55	1,929	2.9%	6.8%	8.0%	9.0%
% of FP17s Relating to Free Repair or Replacements	7	1,929	0.4%	0.8%	0.8%	0.8%
% of FP17s Relating to Continuations	1	1,929	0.1%	1.1%	0.9%	0.9%
% of Patients satisfied with the dentistry they have received	1	1	N/A	92.0%	93.6%	93.2%
% of Patients satisfied with the time they had to wait for an appointment	1	1	N/A	87.2%	88.6%	88.3%

* This is based on patients treated on this contract for their most recent course of treatment. Figures in italics indicate the base number of FP17s or Patient Questionnaire responses are less than 100. N/A is shown where the base number of responses is less than 10 during the period. % is calculated as Quantity/Base number*100

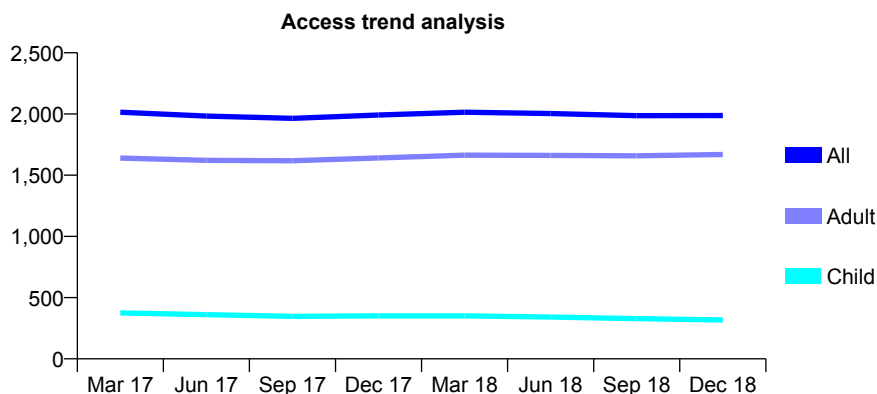
Q55 - Vital Signs At a Glance Contract Report for 753912/0001 - December 2018

Name or company name	MR BK DAWETT
Contract type name	GDS Contract
Purpose of contract	General
Contract start date	01/04/2006
Contract end date	

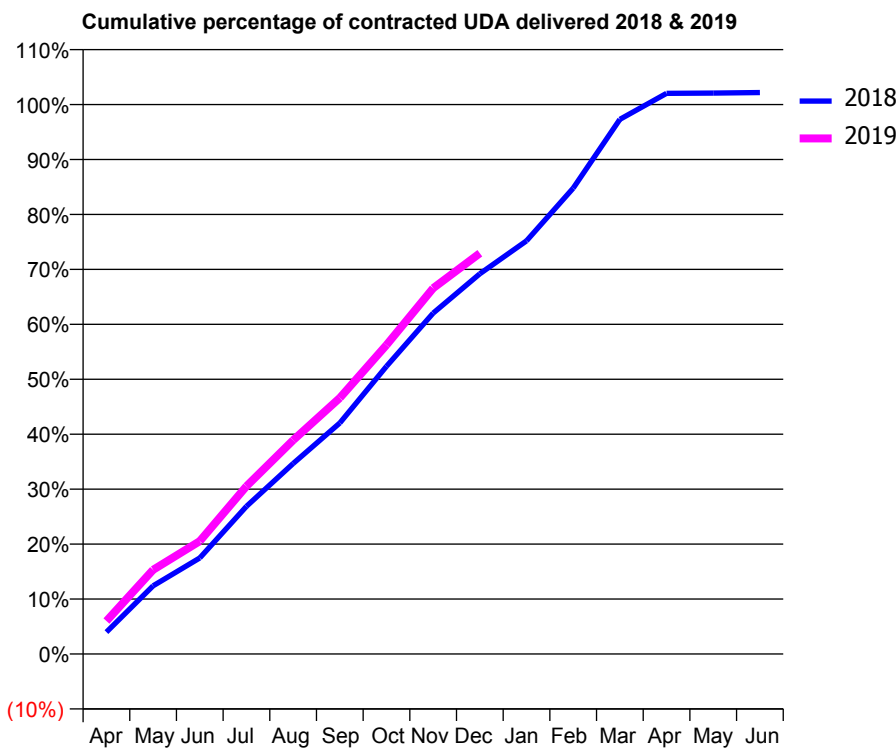
18/19 Contracted general activity (UDA)	6,228
Carry forward general activity (UDA)	-125
18/19 Contracted orthodontic activity (UOA)	0
Carry forward orthodontic activity (UOA)	0
Baseline contract value	£262,679.41

ACCESS*

Patients seen in 24 months	Total	Change since previous quarter
Quarter ending December 2017	1,992	
Quarter ending March 2018	2,015	→
Quarter ending June 2018	2,004	→
Quarter ending September 2018	1,986	→
Quarter ending December 2018	1,987	→
Variance since December 2017	(0.3%)	→



ACTIVITY



Month	Adjusted Scheduled Activity (UDA)	
	2018	2019
April	248	375
May	774	954
June	1,088	1,279
July	1,674	1,902
August	2,159	2,423
September	2,618	2,903
October	3,260	3,502
November	3,863	4,146
December	4,310	4,542
January	4,682	
February	5,281	
March	6,060	
April	6,354	
May	6,358	
June	6,364	

QUALITY

	Quantity	Base Number	Contract	AT	Region	England
% of FP17s for the same patient ID Re-attending within 3 months - Children	34	472	7.2%	10.1%	11.6%	11.8%
% of FP17s for the same patient ID Re-attending within 3 months - Adults	371	2,121	17.5%	14.0%	15.1%	15.6%
% of FP17s for the same patient ID Re-attending between 3 & 9 months - Children	333	472	70.6%	62.0%	59.9%	58.8%
% of FP17s for the same patient ID Re-attending between 3 & 9 months - Adults	1,190	2,121	56.1%	55.1%	52.0%	51.0%
% of FP17s for Band 1 Urgent Courses	87	2,438	3.6%	6.8%	8.0%	9.0%
% of FP17s Relating to Free Repair or Replacements	65	2,438	2.7%	0.8%	0.8%	0.8%
% of FP17s Relating to Continuations	94	2,438	3.9%	1.1%	0.9%	0.9%
% of Patients satisfied with the dentistry they have received	0	0	N/A	92.0%	93.6%	93.2%
% of Patients satisfied with the time they had to wait for an appointment	0	0	N/A	87.2%	88.6%	88.3%

* This is based on patients treated on this contract for their most recent course of treatment. Figures in italics indicate the base number of FP17s or Patient Questionnaire responses are less than 100. N/A is shown where the base number of responses is less than 10 during the period. % is calculated as Quantity/Base number*100

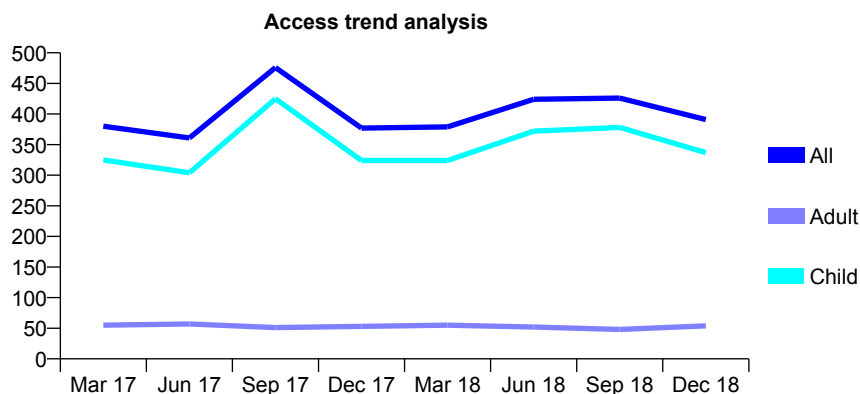
Q55 - Vital Signs At a Glance Contract Report for 754978/0001 - December 2018

Name or company name	Tuckley & Jeykumar (Queens Road Dental)
Contract type name	GDS Contract
Purpose of contract	General
Contract start date	01/04/2006
Contract end date	

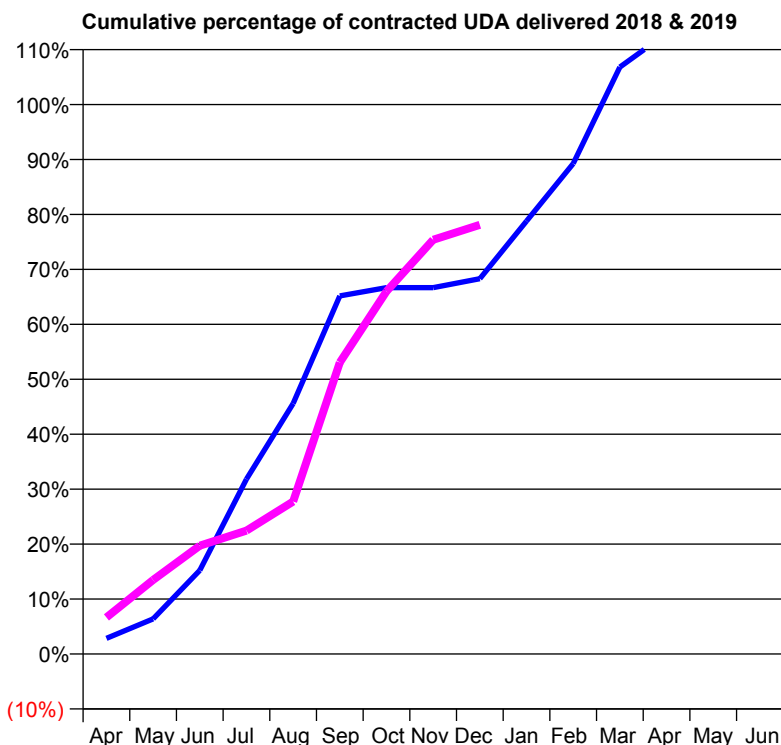
18/19 Contracted general activity (UDA)	735
Carry forward general activity (UDA)	-15
18/19 Contracted orthodontic activity (UOA)	0
Carry forward orthodontic activity (UOA)	0
Baseline contract value	£17,865.93

ACCESS*

Patients seen in 24 months	Total	Change since previous quarter
Quarter ending December 2017	377	
Quarter ending March 2018	379	→
Quarter ending June 2018	424	↑
Quarter ending September 2018	426	→
Quarter ending December 2018	391	↓
Variance since December 2017	3.7%	↑



ACTIVITY



Adjusted Scheduled Activity (UDA)		
Month	2018	2019
April	21	49
May	47	99
June	112	145
July	234	165
August	335	204
September	479	390
October	490	485
November	490	554
December	502	574
January	579	
February	656	
March	785	
April	830	
May	830	
June	830	

QUALITY

	Quantity	Base Number	Contract	AT	Region	England
% of FP17s for the same patient ID Re-attending within 3 months - Children	19	423	4.5%	10.1%	11.6%	11.8%
% of FP17s for the same patient ID Re-attending within 3 months - Adults	0	0	N/A	14.0%	15.1%	15.6%
% of FP17s for the same patient ID Re-attending between 3 & 9 months - Children	161	423	38.1%	62.0%	59.9%	58.8%
% of FP17s for the same patient ID Re-attending between 3 & 9 months - Adults	0	0	N/A	55.1%	52.0%	51.0%
% of FP17s for Band 1 Urgent Courses	0	390	0.0%	6.8%	8.0%	9.0%
% of FP17s Relating to Free Repair or Replacements	0	390	0.0%	0.8%	0.8%	0.8%
% of FP17s Relating to Continuations	6	390	1.5%	1.1%	0.9%	0.9%
% of Patients satisfied with the dentistry they have received	0	0	N/A	92.0%	93.6%	93.2%
% of Patients satisfied with the time they had to wait for an appointment	0	0	N/A	87.2%	88.6%	88.3%

* This is based on patients treated on this contract for their most recent course of treatment. Figures in italics indicate the base number of FP17s or Patient Questionnaire responses are less than 100. N/A is shown where the base number of responses is less than 10 during the period. % is calculated as Quantity/Base number*100

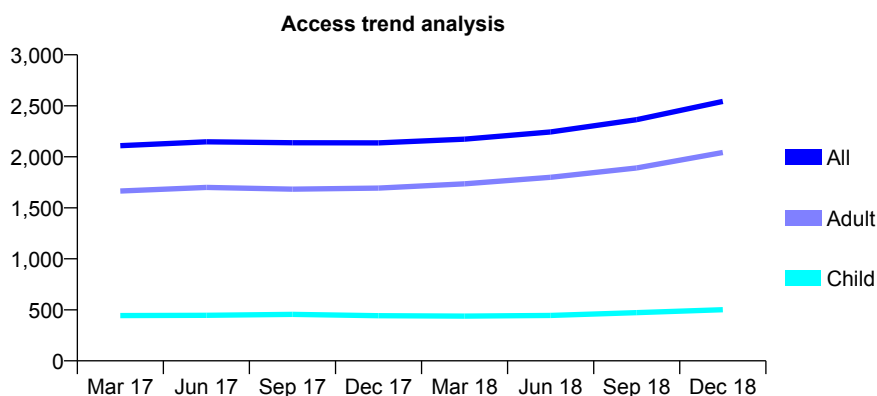
Q55 - Vital Signs At a Glance Contract Report for 755923/0001 - December 2018

Name or company name	Boulevard Dental Practice
Contract type name	GDS Contract
Purpose of contract	General
Contract start date	01/04/2006
Contract end date	

18/19 Contracted general activity (UDA)	17,537
Carry forward general activity (UDA)	0
18/19 Contracted orthodontic activity (UOA)	0
Carry forward orthodontic activity (UOA)	0
Baseline contract value	£463,890.94

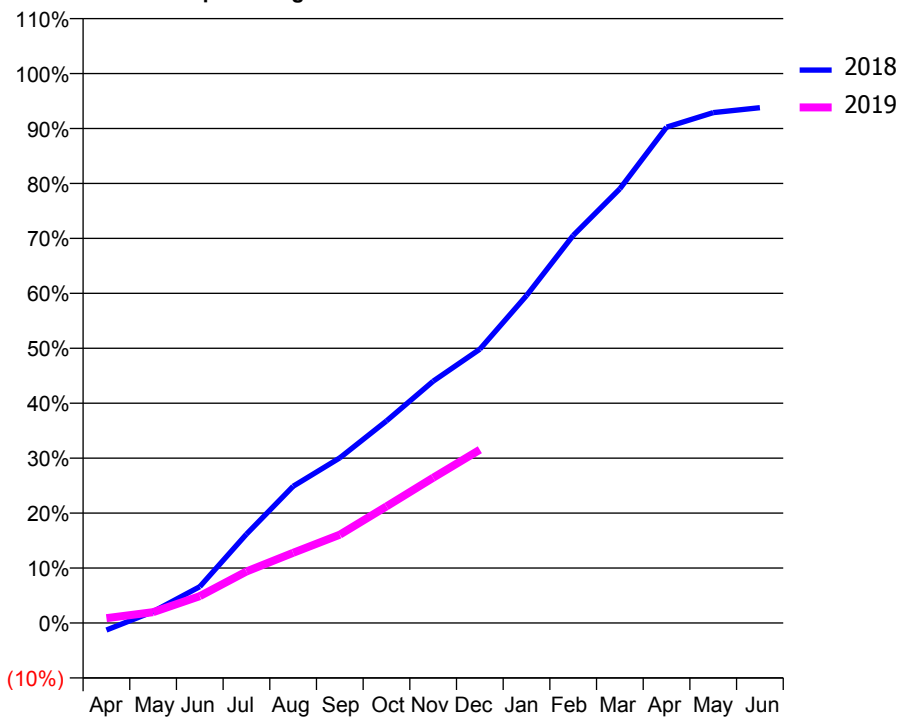
ACCESS*

Patients seen in 24 months	Total	Change since previous quarter
Quarter ending December 2017	2,137	
Quarter ending March 2018	2,173	→
Quarter ending June 2018	2,244	↑
Quarter ending September 2018	2,364	↑
Quarter ending December 2018	2,543	↑
Variance since December 2017	19.0%	↑



ACTIVITY

Cumulative percentage of contracted UDA delivered 2018 & 2019



Month	Adjusted Scheduled Activity (UDA)	
	2018	2019
April	-98	157
May	157	345
June	498	857
July	1,219	1,645
August	1,876	2,242
September	2,264	2,817
October	2,772	3,721
November	3,317	4,636
December	3,756	5,529
January	4,492	
February	5,316	
March	5,956	
April	6,802	
May	7,000	
June	7,069	

QUALITY

	Quantity	Base Number	Contract	AT	Region	England
% of FP17s for the same patient ID Re-attending within 3 months - Children	47	478	9.8%	10.1%	11.6%	11.8%
% of FP17s for the same patient ID Re-attending within 3 months - Adults	290	2,082	13.9%	14.0%	15.1%	15.6%
% of FP17s for the same patient ID Re-attending between 3 & 9 months - Children	196	478	41.0%	62.0%	59.9%	58.8%
% of FP17s for the same patient ID Re-attending between 3 & 9 months - Adults	963	2,082	46.3%	55.1%	52.0%	51.0%
% of FP17s for Band 1 Urgent Courses	354	2,296	15.4%	6.8%	8.0%	9.0%
% of FP17s Relating to Free Repair or Replacements	17	2,296	0.7%	0.8%	0.8%	0.8%
% of FP17s Relating to Continuations	6	2,296	0.3%	1.1%	0.9%	0.9%
% of Patients satisfied with the dentistry they have received	0	1	N/A	92.0%	93.6%	93.2%
% of Patients satisfied with the time they had to wait for an appointment	1	1	N/A	87.2%	88.6%	88.3%

* This is based on patients treated on this contract for their most recent course of treatment. Figures in italics indicate the base number of FP17s or Patient Questionnaire responses are less than 100. N/A is shown where the base number of responses is less than 10 during the period. % is calculated as Quantity/Base number*100

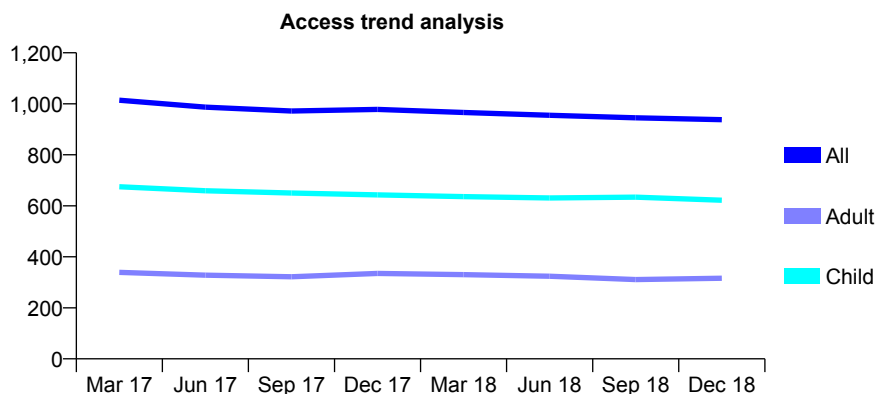
Q55 - Vital Signs At a Glance Contract Report for 761303/0001 - December 2018

Name or company name	MR RN WARD
Contract type name	GDS Contract
Purpose of contract	General
Contract start date	01/04/2006
Contract end date	

18/19 Contracted general activity (UDA)	3,000
Carry forward general activity (UDA)	0
18/19 Contracted orthodontic activity (UOA)	0
Carry forward orthodontic activity (UOA)	0
Baseline contract value	£67,087.10

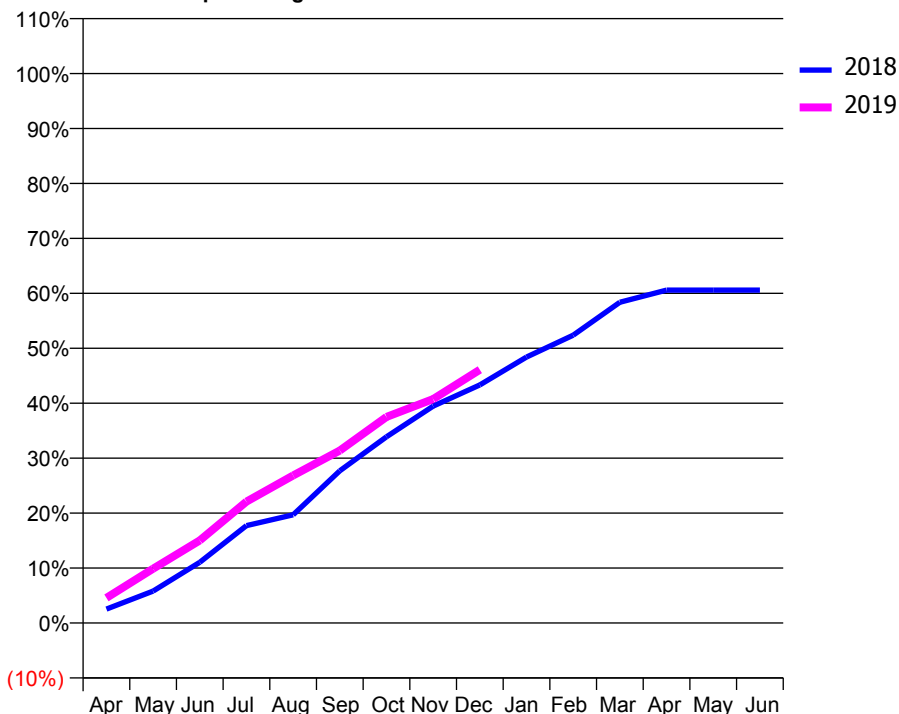
ACCESS*

Patients seen in 24 months	Total	Change since previous quarter
Quarter ending December 2017	978	
Quarter ending March 2018	966	↓
Quarter ending June 2018	955	↓
Quarter ending September 2018	945	↓
Quarter ending December 2018	938	→
Variance since December 2017	(4.1%)	↓



ACTIVITY

Cumulative percentage of contracted UDA delivered 2018 & 2019



Month	Adjusted Scheduled Activity (UDA)	
	2018	2019
April	76	137
May	174	297
June	331	451
July	532	663
August	591	805
September	831	942
October	1,017	1,125
November	1,184	1,223
December	1,300	1,383
January	1,452	
February	1,572	
March	1,751	
April	1,817	
May	1,817	
June	1,817	

QUALITY

	Quantity	Base Number	Contract	AT	Region	England
% of FP17s for the same patient ID Re-attending within 3 months - Children	59	789	7.5%	10.1%	11.6%	11.8%
% of FP17s for the same patient ID Re-attending within 3 months - Adults	33	262	12.6%	14.0%	15.1%	15.6%
% of FP17s for the same patient ID Re-attending between 3 & 9 months - Children	560	789	71.0%	62.0%	59.9%	58.8%
% of FP17s for the same patient ID Re-attending between 3 & 9 months - Adults	95	262	36.3%	55.1%	52.0%	51.0%
% of FP17s for Band 1 Urgent Courses	124	1,003	12.4%	6.8%	8.0%	9.0%
% of FP17s Relating to Free Repair or Replacements	0	1,003	0.0%	0.8%	0.8%	0.8%
% of FP17s Relating to Continuations	3	1,003	0.3%	1.1%	0.9%	0.9%
% of Patients satisfied with the dentistry they have received	0	0	N/A	92.0%	93.6%	93.2%
% of Patients satisfied with the time they had to wait for an appointment	0	0	N/A	87.2%	88.6%	88.3%

* This is based on patients treated on this contract for their most recent course of treatment. Figures in italics indicate the base number of FP17s or Patient Questionnaire responses are less than 100. N/A is shown where the base number of responses is less than 10 during the period. % is calculated as Quantity/Base number*100

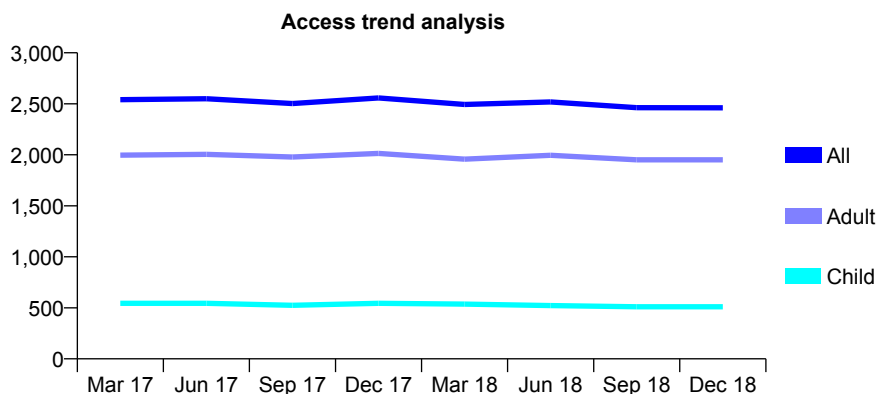
Q55 - Vital Signs At a Glance Contract Report for 769061/0001 - December 2018

Name or company name	MISS KL SMITH
Contract type name	GDS Contract
Purpose of contract	General
Contract start date	01/04/2006
Contract end date	

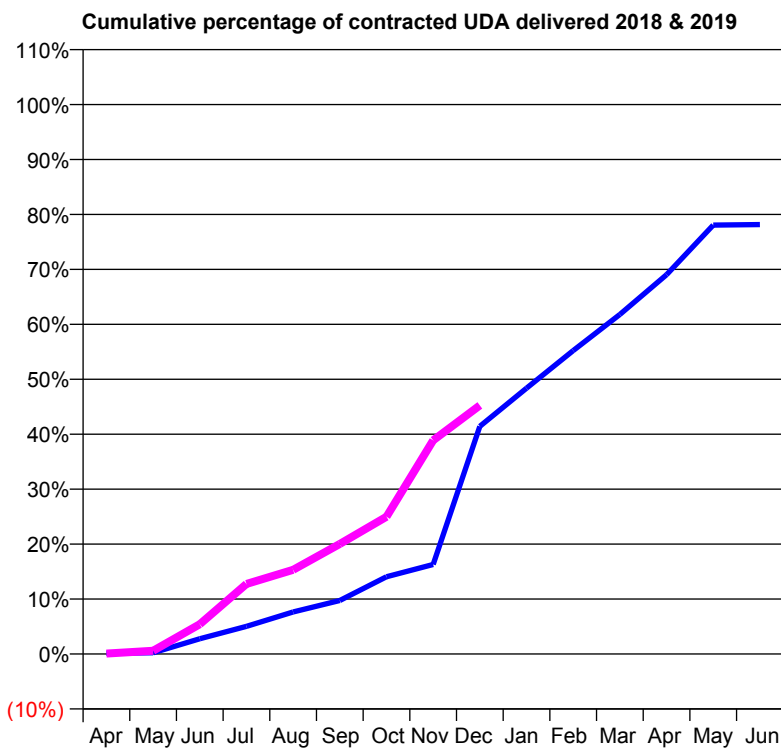
18/19 Contracted general activity (UDA)	9,929
Carry forward general activity (UDA)	0
18/19 Contracted orthodontic activity (UOA)	0
Carry forward orthodontic activity (UOA)	0
Baseline contract value	£234,076.26

ACCESS*

Patients seen in 24 months	Total	Change since previous quarter
Quarter ending December 2017	2,558	
Quarter ending March 2018	2,494	↓
Quarter ending June 2018	2,518	→
Quarter ending September 2018	2,462	↓
Quarter ending December 2018	2,461	→
Variance since December 2017	(3.8%)	↓



ACTIVITY



Month	Adjusted Scheduled Activity (UDA)	
	2018	2019
April	13	7
May	23	58
June	276	538
July	500	1,266
August	760	1,521
September	967	1,990
October	1,397	2,480
November	1,618	3,860
December	4,114	4,493
January	4,803	
February	5,482	
March	6,137	
April	6,854	
May	7,751	
June	7,761	

QUALITY

	Quantity	Base Number	Contract	AT	Region	England
% of FP17s for the same patient ID Re-attending within 3 months - Children	47	581	8.1%	10.1%	11.6%	11.8%
% of FP17s for the same patient ID Re-attending within 3 months - Adults	303	1,965	15.4%	14.0%	15.1%	15.6%
% of FP17s for the same patient ID Re-attending between 3 & 9 months - Children	371	581	63.9%	62.0%	59.9%	58.8%
% of FP17s for the same patient ID Re-attending between 3 & 9 months - Adults	1,038	1,965	52.8%	55.1%	52.0%	51.0%
% of FP17s for Band 1 Urgent Courses	136	1,892	7.2%	6.8%	8.0%	9.0%
% of FP17s Relating to Free Repair or Replacements	1	1,892	0.1%	0.8%	0.8%	0.8%
% of FP17s Relating to Continuations	35	1,892	1.8%	1.1%	0.9%	0.9%
% of Patients satisfied with the dentistry they have received	1	1	N/A	92.0%	93.6%	93.2%
% of Patients satisfied with the time they had to wait for an appointment	1	1	N/A	87.2%	88.6%	88.3%

* This is based on patients treated on this contract for their most recent course of treatment. Figures in italics indicate the base number of FP17s or Patient Questionnaire responses are less than 100. N/A is shown where the base number of responses is less than 10 during the period. % is calculated as Quantity/Base number*100

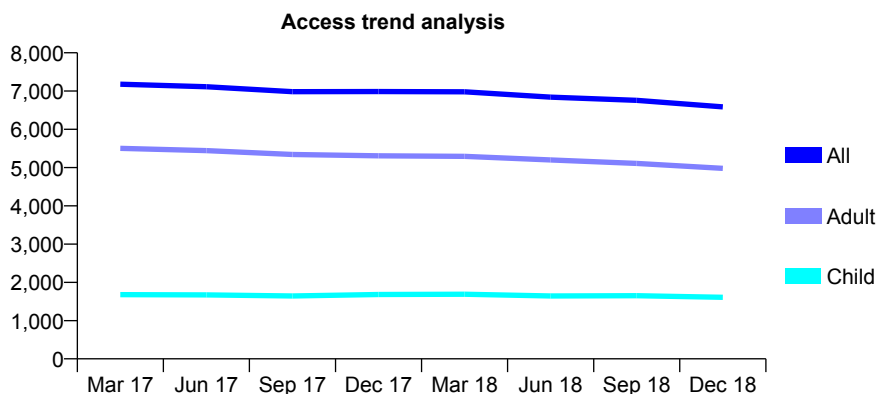
Q55 - Vital Signs At a Glance Contract Report for 783145/0001 - December 2018

Name or company name	MR BS PEERBUX
Contract type name	GDS Contract
Purpose of contract	General
Contract start date	03/10/2009
Contract end date	

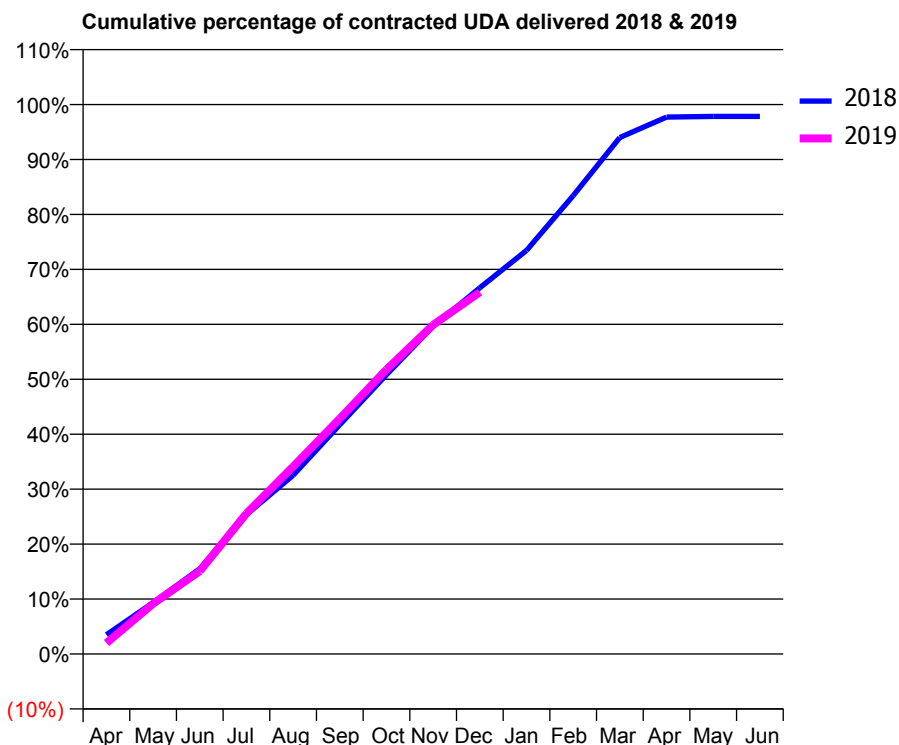
18/19 Contracted general activity (UDA)	20,495
Carry forward general activity (UDA)	442
18/19 Contracted orthodontic activity (UOA)	0
Carry forward orthodontic activity (UOA)	0
Baseline contract value	£572,945.26

ACCESS*

Patients seen in 24 months	Total	Change since previous quarter
Quarter ending December 2017	6,989	
Quarter ending March 2018	6,981	→
Quarter ending June 2018	6,842	↓
Quarter ending September 2018	6,756	↓
Quarter ending December 2018	6,585	↓
Variance since December 2017	(5.8%)	↓



ACTIVITY



Month	Adjusted Scheduled Activity (UDA)	
	2018	2019
April	718	410
May	1,916	1,879
June	3,182	3,092
July	5,200	5,246
August	6,667	6,990
September	8,552	8,779
October	10,418	10,609
November	12,224	12,278
December	13,658	13,493
January	15,050	
February	17,095	
March	19,264	
April	20,026	
May	20,053	
June	20,053	

QUALITY

	Quantity	Base Number	Contract	AT	Region	England
% of FP17s for the same patient ID Re-attending within 3 months - Children	180	1,876	9.6%	10.1%	11.6%	11.8%
% of FP17s for the same patient ID Re-attending within 3 months - Adults	1,150	6,150	18.7%	14.0%	15.1%	15.6%
% of FP17s for the same patient ID Re-attending between 3 & 9 months - Children	1,178	1,876	62.8%	62.0%	59.9%	58.8%
% of FP17s for the same patient ID Re-attending between 3 & 9 months - Adults	3,805	6,150	61.9%	55.1%	52.0%	51.0%
% of FP17s for Band 1 Urgent Courses	646	7,289	8.9%	6.8%	8.0%	9.0%
% of FP17s Relating to Free Repair or Replacements	79	7,289	1.1%	0.8%	0.8%	0.8%
% of FP17s Relating to Continuations	119	7,289	1.6%	1.1%	0.9%	0.9%
% of Patients satisfied with the dentistry they have received	1	1	N/A	92.0%	93.6%	93.2%
% of Patients satisfied with the time they had to wait for an appointment	1	1	N/A	87.2%	88.6%	88.3%

* This is based on patients treated on this contract for their most recent course of treatment. Figures in italics indicate the base number of FP17s or Patient Questionnaire responses are less than 100. N/A is shown where the base number of responses is less than 10 during the period. % is calculated as Quantity/Base number*100

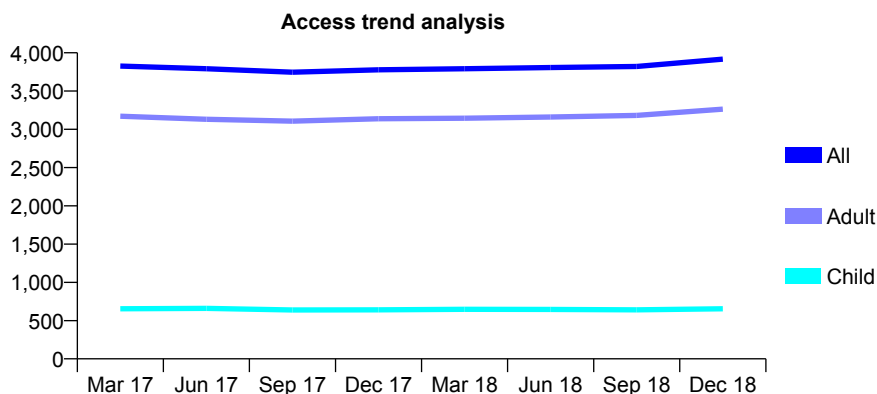
Q55 - Vital Signs At a Glance Contract Report for 787213/0001 - December 2018

Name or company name	MRS SA MITCHELL
Contract type name	GDS Contract
Purpose of contract	General
Contract start date	03/12/2012
Contract end date	

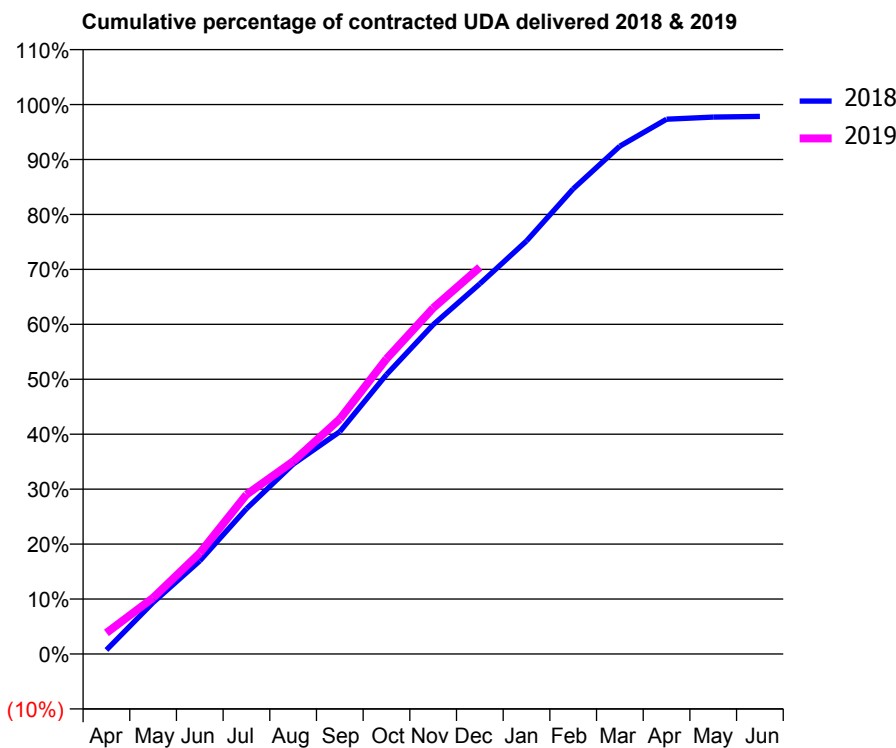
18/19 Contracted general activity (UDA)	12,621
Carry forward general activity (UDA)	0
18/19 Contracted orthodontic activity (UOA)	0
Carry forward orthodontic activity (UOA)	0
Baseline contract value	£406,472.05

ACCESS*

Patients seen in 24 months	Total	Change since previous quarter
Quarter ending December 2017	3,778	
Quarter ending March 2018	3,792	→
Quarter ending June 2018	3,807	→
Quarter ending September 2018	3,821	→
Quarter ending December 2018	3,918	↑
Variance since December 2017	3.7%	↑



ACTIVITY



Month	Adjusted Scheduled Activity (UDA)	
	2018	2019
April	94	486
May	1,184	1,291
June	2,139	2,320
July	3,337	3,661
August	4,359	4,425
September	5,107	5,399
October	6,418	6,780
November	7,562	7,946
December	8,503	8,883
January	9,487	
February	10,684	
March	11,663	
April	12,282	
May	12,334	
June	12,348	

QUALITY

	Quantity	Base Number	Contract	AT	Region	England
% of FP17s for the same patient ID Re-attending within 3 months - Children	63	841	7.5%	10.1%	11.6%	11.8%
% of FP17s for the same patient ID Re-attending within 3 months - Adults	732	4,282	17.1%	14.0%	15.1%	15.6%
% of FP17s for the same patient ID Re-attending between 3 & 9 months - Children	626	841	74.4%	62.0%	59.9%	58.8%
% of FP17s for the same patient ID Re-attending between 3 & 9 months - Adults	2,682	4,282	62.6%	55.1%	52.0%	51.0%
% of FP17s for Band 1 Urgent Courses	485	4,807	10.1%	6.8%	8.0%	9.0%
% of FP17s Relating to Free Repair or Replacements	67	4,807	1.4%	0.8%	0.8%	0.8%
% of FP17s Relating to Continuations	102	4,807	2.1%	1.1%	0.9%	0.9%
% of Patients satisfied with the dentistry they have received	3	3	N/A	92.0%	93.6%	93.2%
% of Patients satisfied with the time they had to wait for an appointment	3	3	N/A	87.2%	88.6%	88.3%

* This is based on patients treated on this contract for their most recent course of treatment. Figures in italics indicate the base number of FP17s or Patient Questionnaire responses are less than 100. N/A is shown where the base number of responses is less than 10 during the period. % is calculated as Quantity/Base number*100

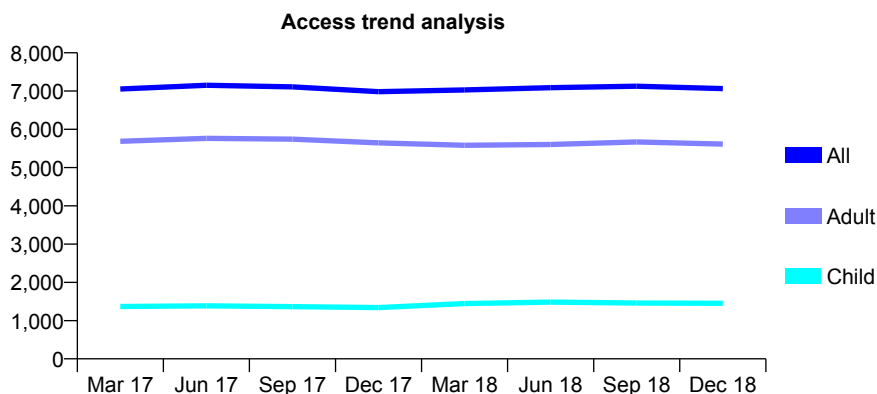
Q55 - Vital Signs At a Glance Contract Report for 810584/0001 - December 2018

Name or company name	MR PR THORPE
Contract type name	GDS Contract
Purpose of contract	General
Contract start date	01/04/2006
Contract end date	

18/19 Contracted general activity (UDA)	17,348
Carry forward general activity (UDA)	101
18/19 Contracted orthodontic activity (UOA)	0
Carry forward orthodontic activity (UOA)	0
Baseline contract value	£483,778.29

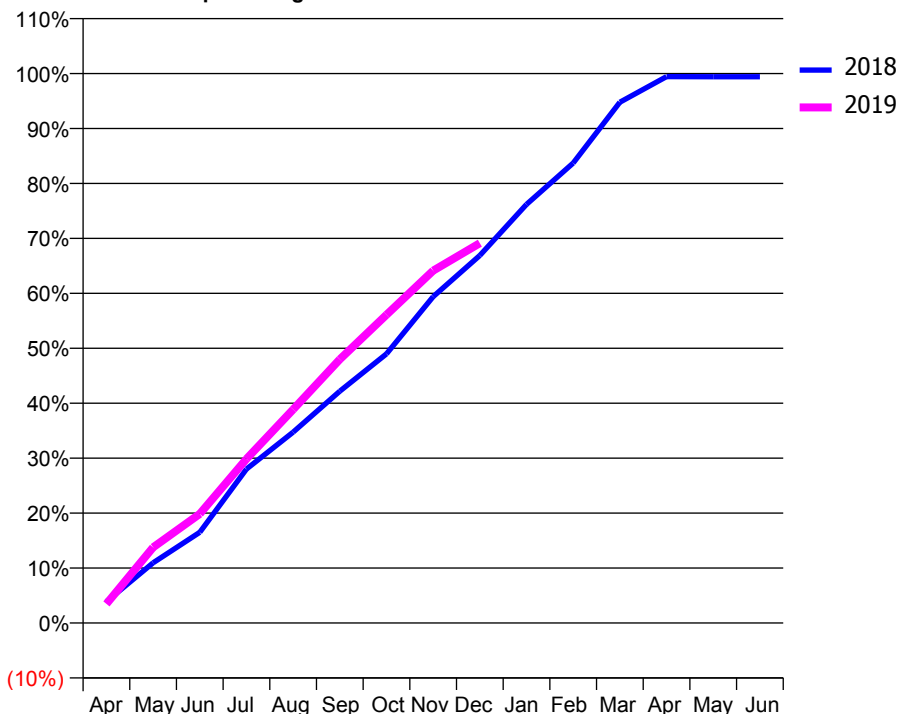
ACCESS*

Patients seen in 24 months	Total	Change since previous quarter
Quarter ending December 2017	6,984	
Quarter ending March 2018	7,029	→
Quarter ending June 2018	7,088	→
Quarter ending September 2018	7,127	→
Quarter ending December 2018	7,065	→
Variance since December 2017	1.2%	→



ACTIVITY

Cumulative percentage of contracted UDA delivered 2018 & 2019



Adjusted Scheduled Activity (UDA)

Month	2018	2019
April	676	603
May	1,901	2,391
June	2,865	3,447
July	4,859	5,179
August	6,028	6,740
September	7,318	8,326
October	8,496	9,731
November	10,305	11,123
December	11,604	11,991
January	13,218	
February	14,524	
March	16,442	
April	17,249	
May	17,247	
June	17,247	

QUALITY

	Quantity	Base Number	Contract	AT	Region	England
% of FP17s for the same patient ID Re-attending within 3 months - Children	71	1,659	4.3%	10.1%	11.6%	11.8%
% of FP17s for the same patient ID Re-attending within 3 months - Adults	556	5,764	9.6%	14.0%	15.1%	15.6%
% of FP17s for the same patient ID Re-attending between 3 & 9 months - Children	1,067	1,659	64.3%	62.0%	59.9%	58.8%
% of FP17s for the same patient ID Re-attending between 3 & 9 months - Adults	2,976	5,764	51.6%	55.1%	52.0%	51.0%
% of FP17s for Band 1 Urgent Courses	476	6,926	6.9%	6.8%	8.0%	9.0%
% of FP17s Relating to Free Repair or Replacements	60	6,926	0.9%	0.8%	0.8%	0.8%
% of FP17s Relating to Continuations	59	6,926	0.9%	1.1%	0.9%	0.9%
% of Patients satisfied with the dentistry they have received	3	3	N/A	92.0%	93.6%	93.2%
% of Patients satisfied with the time they had to wait for an appointment	3	3	N/A	87.2%	88.6%	88.3%

* This is based on patients treated on this contract for their most recent course of treatment. Figures in italics indicate the base number of FP17s or Patient Questionnaire responses are less than 100. N/A is shown where the base number of responses is less than 10 during the period. % is calculated as Quantity/Base number*100

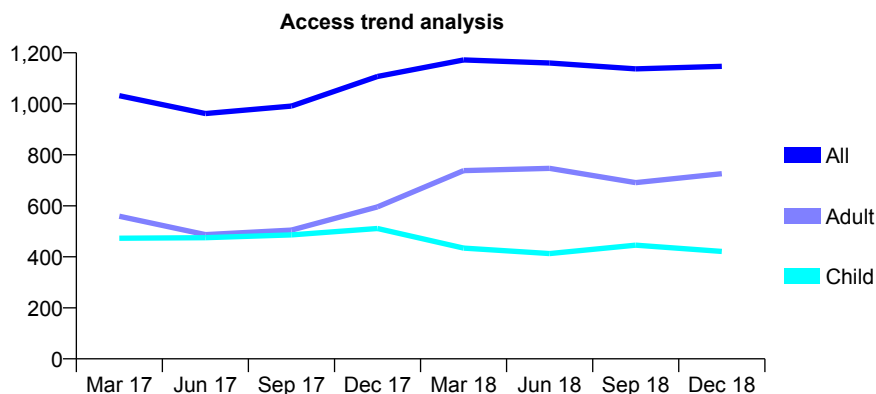
Q55 - Vital Signs At a Glance Contract Report for 810584/0002 - December 2018

Name or company name	MR PR THORPE
Contract type name	GDS Contract
Purpose of contract	General
Contract start date	01/07/2008
Contract end date	

18/19 Contracted general activity (UDA)	3,000
Carry forward general activity (UDA)	61
18/19 Contracted orthodontic activity (UOA)	0
Carry forward orthodontic activity (UOA)	0
Baseline contract value	£116,051.90

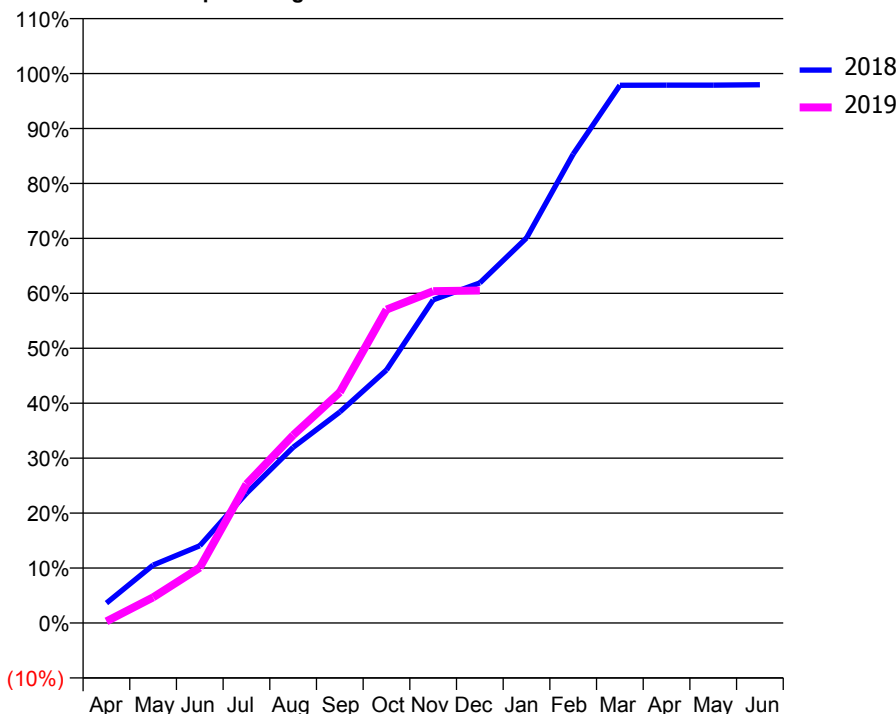
ACCESS*

Patients seen in 24 months	Total	Change since previous quarter
Quarter ending December 2017	1,107	
Quarter ending March 2018	1,172	↑
Quarter ending June 2018	1,160	↓
Quarter ending September 2018	1,137	↓
Quarter ending December 2018	1,147	→
Variance since December 2017	3.6%	↑



ACTIVITY

Cumulative percentage of contracted UDA delivered 2018 & 2019



Adjusted Scheduled Activity (UDA)

Month	2018	2019
April	109	9
May	317	140
June	422	303
July	708	758
August	959	1,026
September	1,152	1,260
October	1,381	1,711
November	1,764	1,811
December	1,857	1,815
January	2,102	
February	2,560	
March	2,935	
April	2,937	
May	2,937	
June	2,939	

QUALITY

	Quantity	Base Number	Contract	AT	Region	England
% of FP17s for the same patient ID Re-attending within 3 months - Children	5	400	1.3%	10.1%	11.6%	11.8%
% of FP17s for the same patient ID Re-attending within 3 months - Adults	19	589	3.2%	14.0%	15.1%	15.6%
% of FP17s for the same patient ID Re-attending between 3 & 9 months - Children	176	400	44.0%	62.0%	59.9%	58.8%
% of FP17s for the same patient ID Re-attending between 3 & 9 months - Adults	111	589	18.8%	55.1%	52.0%	51.0%
% of FP17s for Band 1 Urgent Courses	77	981	7.8%	6.8%	8.0%	9.0%
% of FP17s Relating to Free Repair or Replacements	2	981	0.2%	0.8%	0.8%	0.8%
% of FP17s Relating to Continuations	3	981	0.3%	1.1%	0.9%	0.9%
% of Patients satisfied with the dentistry they have received	1	1	N/A	92.0%	93.6%	93.2%
% of Patients satisfied with the time they had to wait for an appointment	1	1	N/A	87.2%	88.6%	88.3%

* This is based on patients treated on this contract for their most recent course of treatment. Figures in italics indicate the base number of FP17s or Patient Questionnaire responses are less than 100. N/A is shown where the base number of responses is less than 10 during the period. % is calculated as Quantity/Base number*100

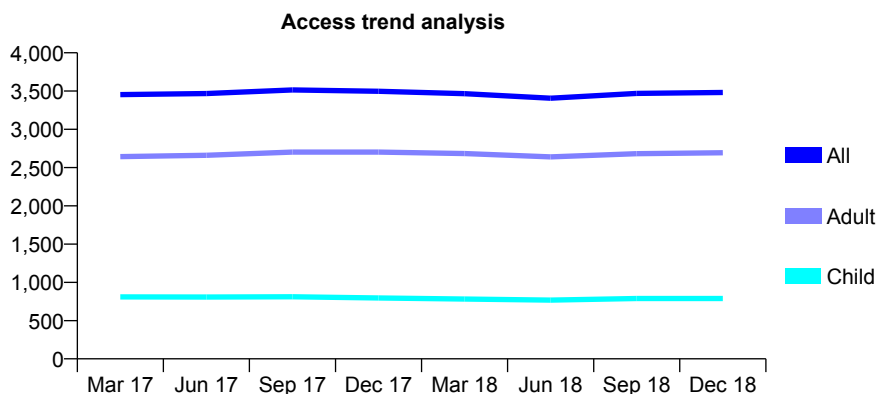
Q55 - Vital Signs At a Glance Contract Report for 813532/0001 - December 2018

Name or company name	Chatsworth Dental Care
Contract type name	GDS Contract
Purpose of contract	General
Contract start date	01/04/2006
Contract end date	

18/19 Contracted general activity (UDA)	12,083
Carry forward general activity (UDA)	-83
18/19 Contracted orthodontic activity (UOA)	0
Carry forward orthodontic activity (UOA)	0
Baseline contract value	£374,698.02

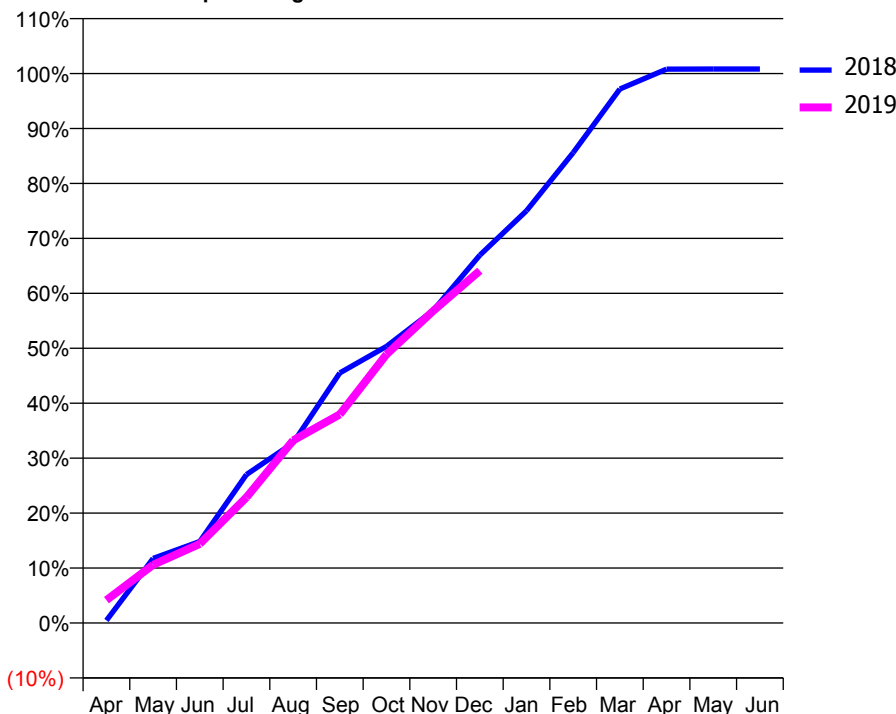
ACCESS*

Patients seen in 24 months	Total	Change since previous quarter
Quarter ending December 2017	3,498	
Quarter ending March 2018	3,465	→
Quarter ending June 2018	3,407	↓
Quarter ending September 2018	3,470	→
Quarter ending December 2018	3,482	→
Variance since December 2017	(0.5%)	→



ACTIVITY

Cumulative percentage of contracted UDA delivered 2018 & 2019



Month	Adjusted Scheduled Activity (UDA)	
	2018	2019
April	48	503
May	1,185	1,281
June	1,496	1,741
July	2,725	2,764
August	3,304	4,015
September	4,590	4,588
October	5,075	5,908
November	5,735	6,864
December	6,750	7,749
January	7,565	
February	8,631	
March	9,799	
April	10,162	
May	10,166	
June	10,166	

QUALITY

	Quantity	Base Number	Contract	AT	Region	England
% of FP17s for the same patient ID Re-attending within 3 months - Children	80	834	9.6%	10.1%	11.6%	11.8%
% of FP17s for the same patient ID Re-attending within 3 months - Adults	374	3,114	12.0%	14.0%	15.1%	15.6%
% of FP17s for the same patient ID Re-attending between 3 & 9 months - Children	488	834	58.5%	62.0%	59.9%	58.8%
% of FP17s for the same patient ID Re-attending between 3 & 9 months - Adults	1,934	3,114	62.1%	55.1%	52.0%	51.0%
% of FP17s for Band 1 Urgent Courses	227	3,734	6.1%	6.8%	8.0%	9.0%
% of FP17s Relating to Free Repair or Replacements	32	3,734	0.9%	0.8%	0.8%	0.8%
% of FP17s Relating to Continuations	94	3,734	2.5%	1.1%	0.9%	0.9%
% of Patients satisfied with the dentistry they have received	2	2	N/A	92.0%	93.6%	93.2%
% of Patients satisfied with the time they had to wait for an appointment	1	2	N/A	87.2%	88.6%	88.3%

* This is based on patients treated on this contract for their most recent course of treatment. Figures in italics indicate the base number of FP17s or Patient Questionnaire responses are less than 100. N/A is shown where the base number of responses is less than 10 during the period. % is calculated as Quantity/Base number*100

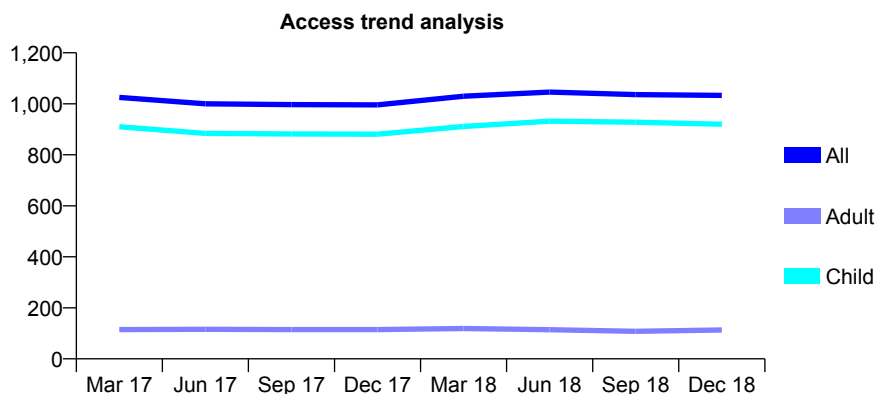
Q55 - Vital Signs At a Glance Contract Report for 813842/0002 - December 2018

Name or company name	MR DA DUNNING
Contract type name	GDS Contract
Purpose of contract	General and Orthodontic
Contract start date	01/04/2006
Contract end date	

18/19 Contracted general activity (UDA)	2,012
Carry forward general activity (UDA)	-60
18/19 Contracted orthodontic activity (UOA)	423
Carry forward orthodontic activity (UOA)	-8
Baseline contract value	£73,246.96

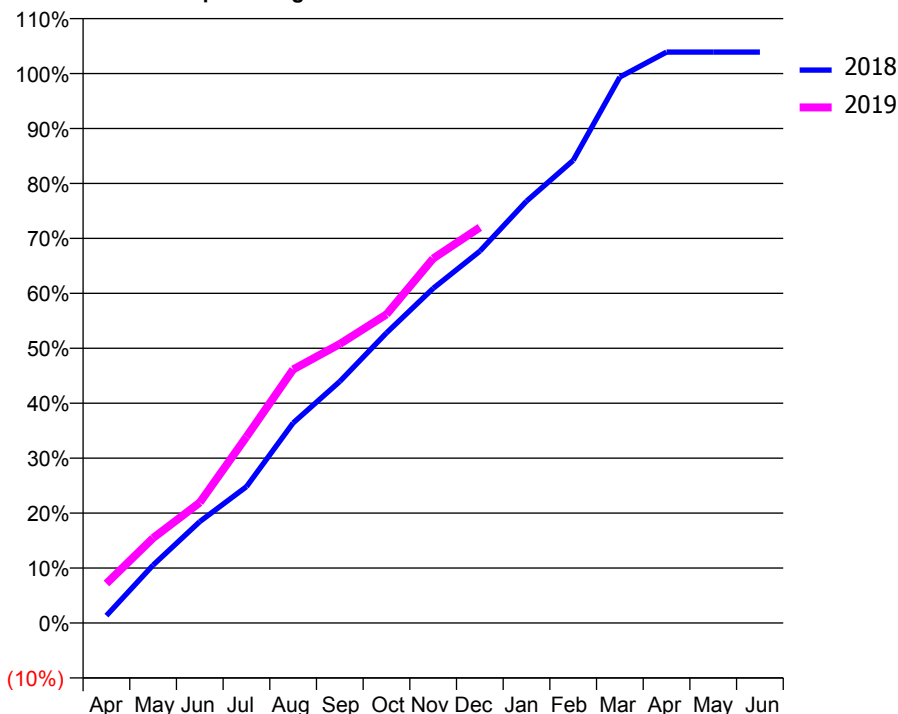
ACCESS*

Patients seen in 24 months	Total	Change since previous quarter
Quarter ending December 2017	996	
Quarter ending March 2018	1,030	↑
Quarter ending June 2018	1,046	→
Quarter ending September 2018	1,036	→
Quarter ending December 2018	1,033	→
Variance since December 2017	3.7%	↑



ACTIVITY

Cumulative percentage of contracted UDA delivered 2018 & 2019



Month	Adjusted Scheduled Activity (UDA)	
	2018	2019
April	27	145
May	212	311
June	371	441
July	499	682
August	732	929
September	885	1,022
October	1,062	1,130
November	1,225	1,335
December	1,362	1,448
January	1,544	
February	1,694	
March	1,999	
April	2,090	
May	2,090	
June	2,090	

QUALITY

	Quantity	Base Number	Contract	AT	Region	England
% of FP17s for the same patient ID Re-attending within 3 months - Children	129	1,212	10.6%	10.1%	11.6%	11.8%
% of FP17s for the same patient ID Re-attending within 3 months - Adults	0	21	0.0%	14.0%	15.1%	15.6%
% of FP17s for the same patient ID Re-attending between 3 & 9 months - Children	847	1,212	69.9%	62.0%	59.9%	58.8%
% of FP17s for the same patient ID Re-attending between 3 & 9 months - Adults	13	21	61.9%	55.1%	52.0%	51.0%
% of FP17s for Band 1 Urgent Courses	27	1,075	2.5%	6.8%	8.0%	9.0%
% of FP17s Relating to Free Repair or Replacements	0	1,075	0.0%	0.8%	0.8%	0.8%
% of FP17s Relating to Continuations	0	1,075	0.0%	1.1%	0.9%	0.9%
% of Patients satisfied with the dentistry they have received	0	0	N/A	92.0%	93.6%	93.2%
% of Patients satisfied with the time they had to wait for an appointment	0	0	N/A	87.2%	88.6%	88.3%

* This is based on patients treated on this contract for their most recent course of treatment. Figures in italics indicate the base number of FP17s or Patient Questionnaire responses are less than 100. N/A is shown where the base number of responses is less than 10 during the period. % is calculated as Quantity/Base number*100

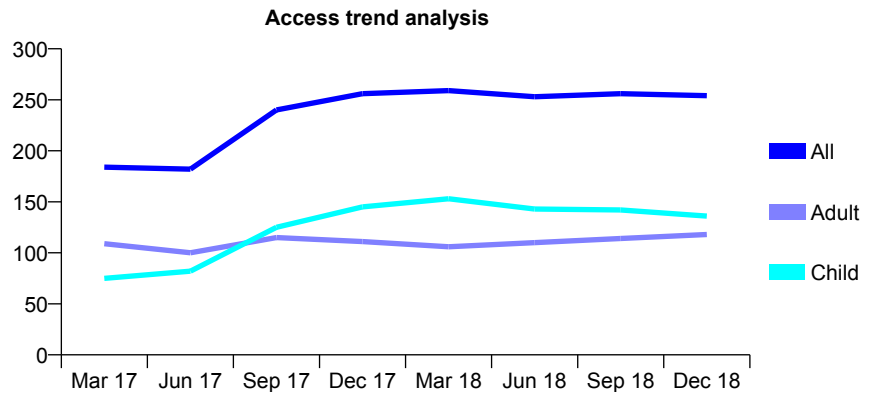
Q55 - Vital Signs At a Glance Contract Report for 819417/0001 - December 2018

Name or company name	MRS HM BAKER
Contract type name	GDS Contract
Purpose of contract	General
Contract start date	01/04/2006
Contract end date	

18/19 Contracted general activity (UDA)	617
Carry forward general activity (UDA)	-3
18/19 Contracted orthodontic activity (UOA)	0
Carry forward orthodontic activity (UOA)	0
Baseline contract value	£14,184.98

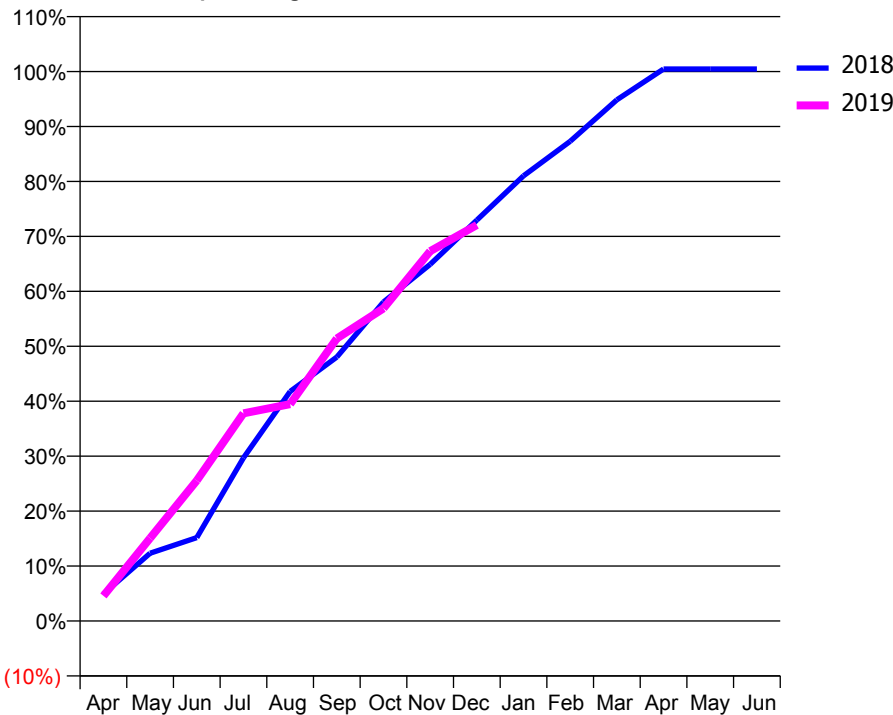
ACCESS*

Patients seen in 24 months	Total	Change since previous quarter
Quarter ending December 2017	256	
Quarter ending March 2018	259	→
Quarter ending June 2018	253	↓
Quarter ending September 2018	256	→
Quarter ending December 2018	254	→
Variance since December 2017	(0.8%)	→



ACTIVITY

Cumulative percentage of contracted UDA delivered 2018 & 2019



Month	Adjusted Scheduled Activity (UDA)	
	2018	2019
April	30	28
May	76	93
June	94	158
July	183	233
August	258	244
September	296	317
October	358	351
November	400	415
December	450	445
January	500	
February	539	
March	585	
April	620	
May	620	
June	620	

QUALITY

	Quantity	Base Number	Contract	AT	Region	England
% of FP17s for the same patient ID Re-attending within 3 months - Children	4	177	2.3%	10.1%	11.6%	11.8%
% of FP17s for the same patient ID Re-attending within 3 months - Adults	23	180	12.8%	14.0%	15.1%	15.6%
% of FP17s for the same patient ID Re-attending between 3 & 9 months - Children	144	177	81.4%	62.0%	59.9%	58.8%
% of FP17s for the same patient ID Re-attending between 3 & 9 months - Adults	88	180	48.9%	55.1%	52.0%	51.0%
% of FP17s for Band 1 Urgent Courses	43	333	12.9%	6.8%	8.0%	9.0%
% of FP17s Relating to Free Repair or Replacements	2	333	0.6%	0.8%	0.8%	0.8%
% of FP17s Relating to Continuations	0	333	0.0%	1.1%	0.9%	0.9%
% of Patients satisfied with the dentistry they have received	0	0	N/A	92.0%	93.6%	93.2%
% of Patients satisfied with the time they had to wait for an appointment	0	0	N/A	87.2%	88.6%	88.3%

* This is based on patients treated on this contract for their most recent course of treatment. Figures in italics indicate the base number of FP17s or Patient Questionnaire responses are less than 100. N/A is shown where the base number of responses is less than 10 during the period. % is calculated as Quantity/Base number*100

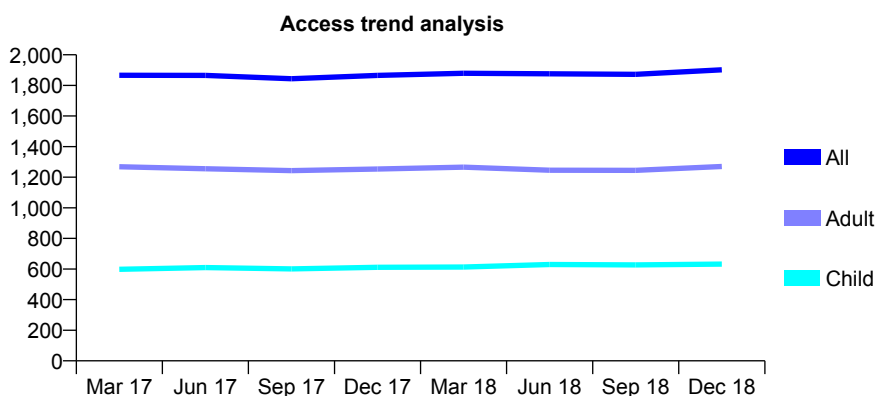
Q55 - Vital Signs At a Glance Contract Report for 819700/0001 - December 2018

Name or company name	MR JS SAGOO
Contract type name	GDS Contract
Purpose of contract	General
Contract start date	01/04/2006
Contract end date	

18/19 Contracted general activity (UDA)	6,119
Carry forward general activity (UDA)	0
18/19 Contracted orthodontic activity (UOA)	0
Carry forward orthodontic activity (UOA)	0
Baseline contract value	£176,458.00

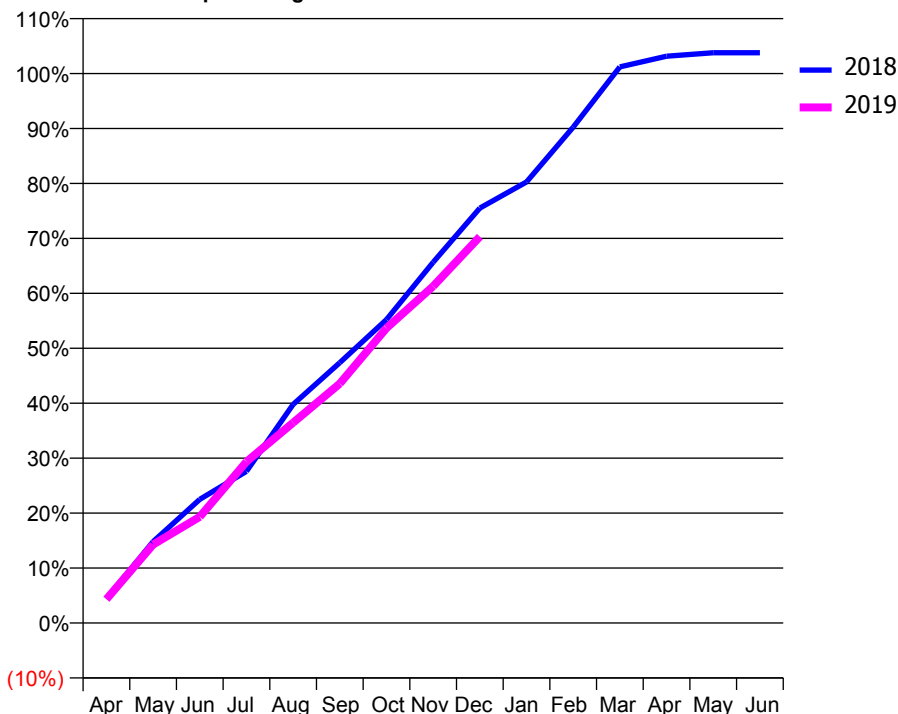
ACCESS*

Patients seen in 24 months	Total	Change since previous quarter
Quarter ending December 2017	1,865	
Quarter ending March 2018	1,879	→
Quarter ending June 2018	1,876	→
Quarter ending September 2018	1,872	→
Quarter ending December 2018	1,902	→
Variance since December 2017	2.0%	→



ACTIVITY

Cumulative percentage of contracted UDA delivered 2018 & 2019



Adjusted Scheduled Activity (UDA)

Month	2018	2019
April	228	265
May	759	875
June	1,152	1,182
July	1,414	1,795
August	2,037	2,231
September	2,426	2,666
October	2,827	3,283
November	3,361	3,750
December	3,865	4,302
January	4,109	
February	4,619	
March	5,181	
April	5,280	
May	5,312	
June	5,312	

QUALITY

	Quantity	Base Number	Contract	AT	Region	England
% of FP17s for the same patient ID Re-attending within 3 months - Children	47	604	7.8%	10.1%	11.6%	11.8%
% of FP17s for the same patient ID Re-attending within 3 months - Adults	198	1,150	17.2%	14.0%	15.1%	15.6%
% of FP17s for the same patient ID Re-attending between 3 & 9 months - Children	254	604	42.1%	62.0%	59.9%	58.8%
% of FP17s for the same patient ID Re-attending between 3 & 9 months - Adults	467	1,150	40.6%	55.1%	52.0%	51.0%
% of FP17s for Band 1 Urgent Courses	95	1,702	5.6%	6.8%	8.0%	9.0%
% of FP17s Relating to Free Repair or Replacements	16	1,702	0.9%	0.8%	0.8%	0.8%
% of FP17s Relating to Continuations	56	1,702	3.3%	1.1%	0.9%	0.9%
% of Patients satisfied with the dentistry they have received	0	0	N/A	92.0%	93.6%	93.2%
% of Patients satisfied with the time they had to wait for an appointment	0	0	N/A	87.2%	88.6%	88.3%

* This is based on patients treated on this contract for their most recent course of treatment. Figures in italics indicate the base number of FP17s or Patient Questionnaire responses are less than 100. N/A is shown where the base number of responses is less than 10 during the period. % is calculated as Quantity/Base number*100

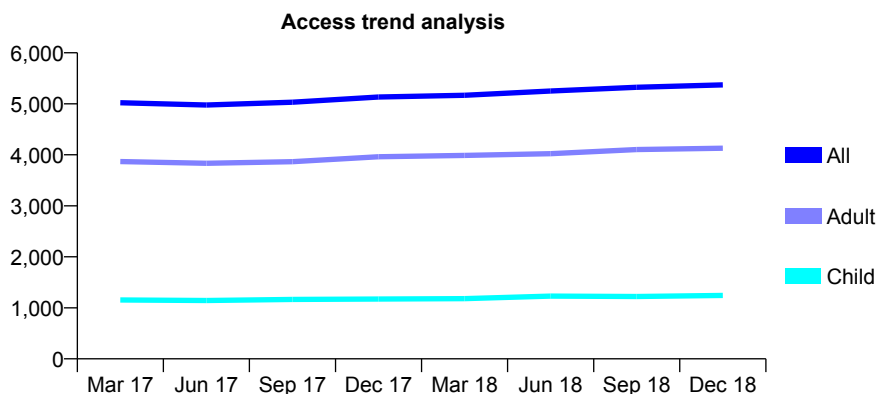
Q55 - Vital Signs At a Glance Contract Report for 819700/0002 - December 2018

Name or company name	MR JS SAGOO
Contract type name	GDS Contract
Purpose of contract	General
Contract start date	01/04/2006
Contract end date	

18/19 Contracted general activity (UDA)	15,394
Carry forward general activity (UDA)	0
18/19 Contracted orthodontic activity (UOA)	0
Carry forward orthodontic activity (UOA)	0
Baseline contract value	£387,736.89

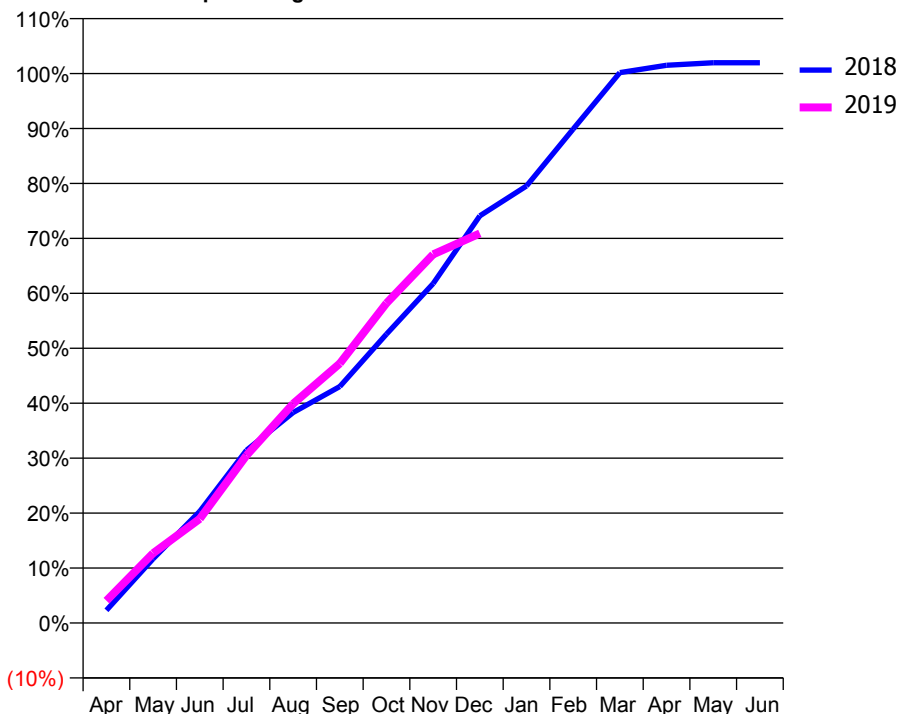
ACCESS*

Patients seen in 24 months	Total	Change since previous quarter
Quarter ending December 2017	5,133	
Quarter ending March 2018	5,167	→
Quarter ending June 2018	5,252	→
Quarter ending September 2018	5,325	→
Quarter ending December 2018	5,371	→
Variance since December 2017	4.6%	↑



ACTIVITY

Cumulative percentage of contracted UDA delivered 2018 & 2019



Month	Adjusted Scheduled Activity (UDA)	
	2018	2019
April	309	624
May	1,566	1,956
June	2,723	2,919
July	4,209	4,694
August	5,132	6,144
September	5,764	7,271
October	7,041	8,961
November	8,273	10,328
December	9,924	10,914
January	10,654	
February	12,042	
March	13,416	
April	13,596	
May	13,655	
June	13,655	

QUALITY

	Quantity	Base Number	Contract	AT	Region	England
% of FP17s for the same patient ID Re-attending within 3 months - Children	138	1,235	11.2%	10.1%	11.6%	11.8%
% of FP17s for the same patient ID Re-attending within 3 months - Adults	641	3,985	16.1%	14.0%	15.1%	15.6%
% of FP17s for the same patient ID Re-attending between 3 & 9 months - Children	518	1,235	41.9%	62.0%	59.9%	58.8%
% of FP17s for the same patient ID Re-attending between 3 & 9 months - Adults	1,870	3,985	46.9%	55.1%	52.0%	51.0%
% of FP17s for Band 1 Urgent Courses	347	5,110	6.8%	6.8%	8.0%	9.0%
% of FP17s Relating to Free Repair or Replacements	39	5,110	0.8%	0.8%	0.8%	0.8%
% of FP17s Relating to Continuations	141	5,110	2.8%	1.1%	0.9%	0.9%
% of Patients satisfied with the dentistry they have received	4	4	N/A	92.0%	93.6%	93.2%
% of Patients satisfied with the time they had to wait for an appointment	4	4	N/A	87.2%	88.6%	88.3%

* This is based on patients treated on this contract for their most recent course of treatment. Figures in italics indicate the base number of FP17s or Patient Questionnaire responses are less than 100. N/A is shown where the base number of responses is less than 10 during the period. % is calculated as Quantity/Base number*100

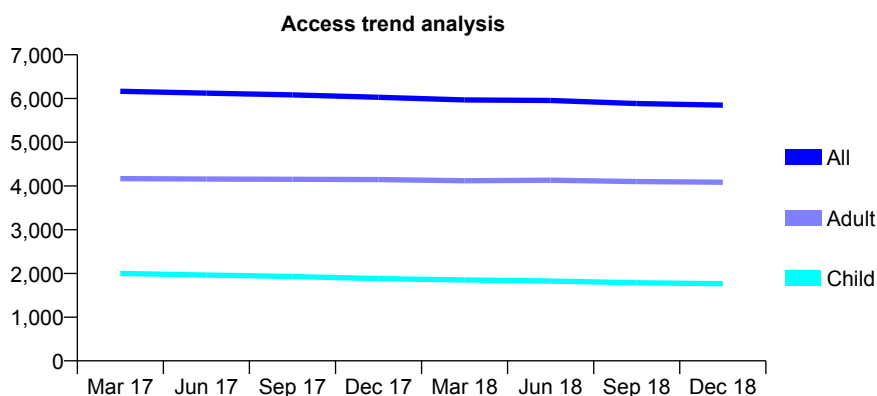
Q55 - Vital Signs At a Glance Contract Report for 825050/0001 - December 2018

Name or company name	MR LS MASTERSON
Contract type name	GDS Contract
Purpose of contract	General
Contract start date	01/04/2006
Contract end date	

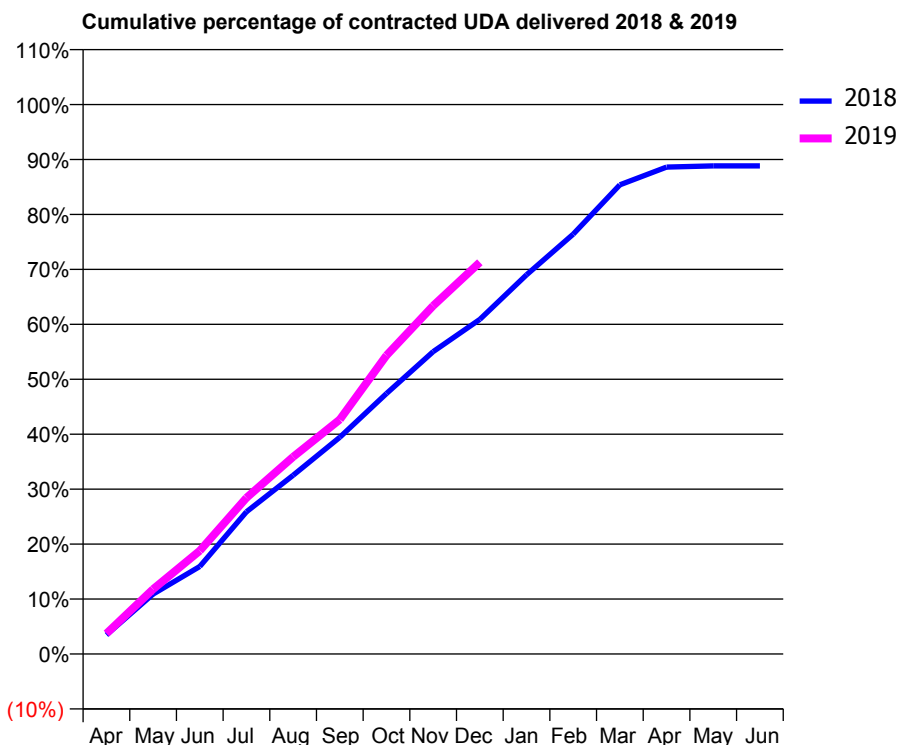
18/19 Contracted general activity (UDA)	15,800
Carry forward general activity (UDA)	0
18/19 Contracted orthodontic activity (UOA)	0
Carry forward orthodontic activity (UOA)	0
Baseline contract value	£384,549.03

ACCESS*

Patients seen in 24 months	Total	Change since previous quarter
Quarter ending December 2017	6,028	
Quarter ending March 2018	5,969	→
Quarter ending June 2018	5,956	→
Quarter ending September 2018	5,885	↓
Quarter ending December 2018	5,850	→
Variance since December 2017	(3.0%)	↓



ACTIVITY



Month	Adjusted Scheduled Activity (UDA)	
	2018	2019
April	635	589
May	1,984	1,867
June	2,902	2,971
July	4,711	4,492
August	5,922	5,669
September	7,183	6,744
October	8,632	8,587
November	10,019	10,012
December	11,091	11,264
January	12,565	
February	13,912	
March	15,547	
April	16,135	
May	16,177	
June	16,177	

QUALITY

	Quantity	Base Number	Contract	AT	Region	England
% of FP17s for the same patient ID Re-attending within 3 months - Children	208	2,245	9.3%	10.1%	11.6%	11.8%
% of FP17s for the same patient ID Re-attending within 3 months - Adults	927	5,394	17.2%	14.0%	15.1%	15.6%
% of FP17s for the same patient ID Re-attending between 3 & 9 months - Children	1,555	2,245	69.3%	62.0%	59.9%	58.8%
% of FP17s for the same patient ID Re-attending between 3 & 9 months - Adults	3,677	5,394	68.2%	55.1%	52.0%	51.0%
% of FP17s for Band 1 Urgent Courses	732	7,188	10.2%	6.8%	8.0%	9.0%
% of FP17s Relating to Free Repair or Replacements	57	7,188	0.8%	0.8%	0.8%	0.8%
% of FP17s Relating to Continuations	105	7,188	1.5%	1.1%	0.9%	0.9%
% of Patients satisfied with the dentistry they have received	2	4	N/A	92.0%	93.6%	93.2%
% of Patients satisfied with the time they had to wait for an appointment	2	4	N/A	87.2%	88.6%	88.3%

* This is based on patients treated on this contract for their most recent course of treatment. Figures in italics indicate the base number of FP17s or Patient Questionnaire responses are less than 100. N/A is shown where the base number of responses is less than 10 during the period. % is calculated as Quantity/Base number*100

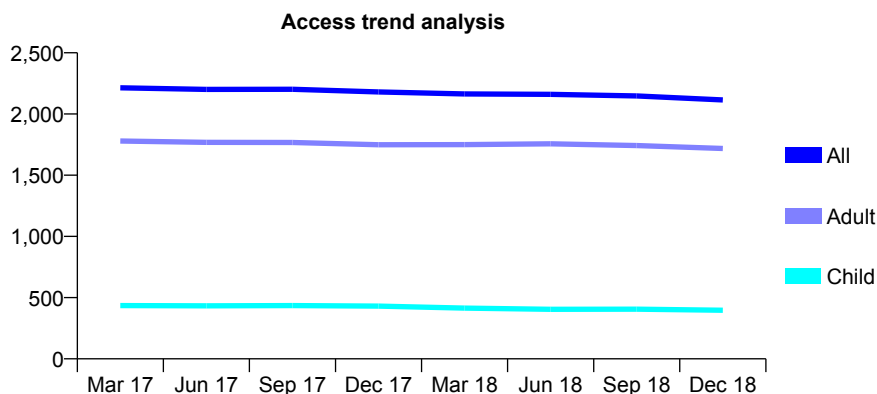
Q55 - Vital Signs At a Glance Contract Report for 829048/0002 - December 2018

Name or company name	MR BS CHATHA
Contract type name	GDS Contract
Purpose of contract	General
Contract start date	01/10/2007
Contract end date	

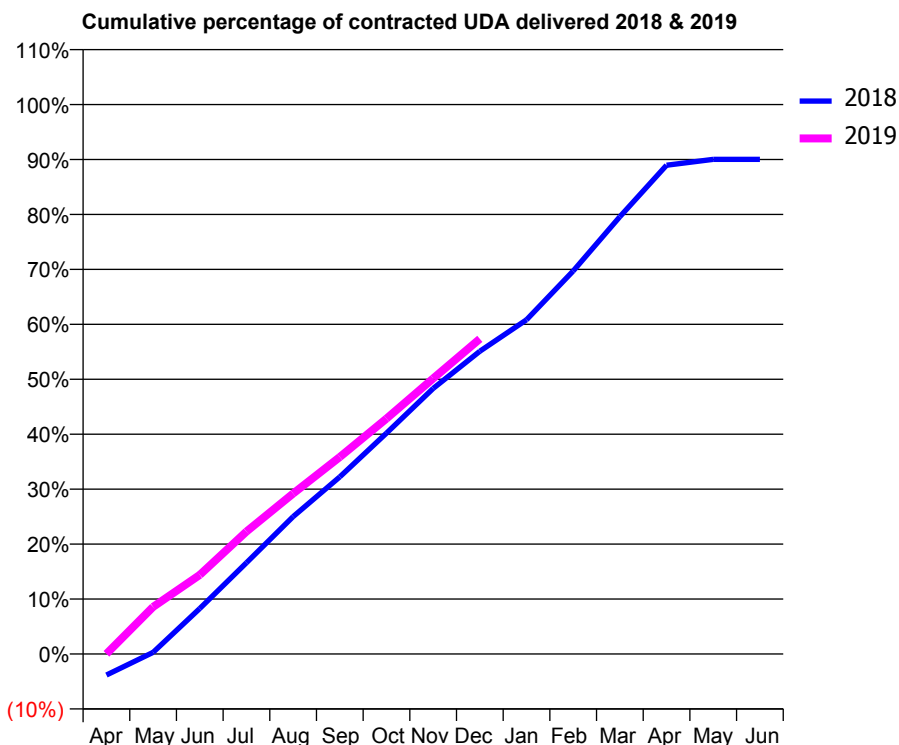
18/19 Contracted general activity (UDA)	9,028
Carry forward general activity (UDA)	0
18/19 Contracted orthodontic activity (UOA)	0
Carry forward orthodontic activity (UOA)	0
Baseline contract value	£257,163.88

ACCESS*

Patients seen in 24 months	Total	Change since previous quarter
Quarter ending December 2017	2,180	
Quarter ending March 2018	2,164	→
Quarter ending June 2018	2,161	→
Quarter ending September 2018	2,148	→
Quarter ending December 2018	2,115	↓
Variance since December 2017	(3.0%)	↓



ACTIVITY



Adjusted Scheduled Activity (UDA)		
Month	2018	2019
April	-348	4
May	26	774
June	749	1,301
July	1,500	2,012
August	2,258	2,636
September	2,910	3,237
October	3,630	3,867
November	4,362	4,528
December	4,974	5,177
January	5,490	
February	6,293	
March	7,184	
April	8,031	
May	8,126	
June	8,126	

QUALITY

	Quantity	Base Number	Contract	AT	Region	England
% of FP17s for the same patient ID Re-attending within 3 months - Children	24	459	5.2%	10.1%	11.6%	11.8%
% of FP17s for the same patient ID Re-attending within 3 months - Adults	291	2,134	13.6%	14.0%	15.1%	15.6%
% of FP17s for the same patient ID Re-attending between 3 & 9 months - Children	314	459	68.4%	62.0%	59.9%	58.8%
% of FP17s for the same patient ID Re-attending between 3 & 9 months - Adults	1,294	2,134	60.6%	55.1%	52.0%	51.0%
% of FP17s for Band 1 Urgent Courses	35	2,276	1.5%	6.8%	8.0%	9.0%
% of FP17s Relating to Free Repair or Replacements	17	2,276	0.7%	0.8%	0.8%	0.8%
% of FP17s Relating to Continuations	89	2,276	3.9%	1.1%	0.9%	0.9%
% of Patients satisfied with the dentistry they have received	0	0	N/A	92.0%	93.6%	93.2%
% of Patients satisfied with the time they had to wait for an appointment	0	0	N/A	87.2%	88.6%	88.3%

* This is based on patients treated on this contract for their most recent course of treatment. Figures in italics indicate the base number of FP17s or Patient Questionnaire responses are less than 100. N/A is shown where the base number of responses is less than 10 during the period. % is calculated as Quantity/Base number*100

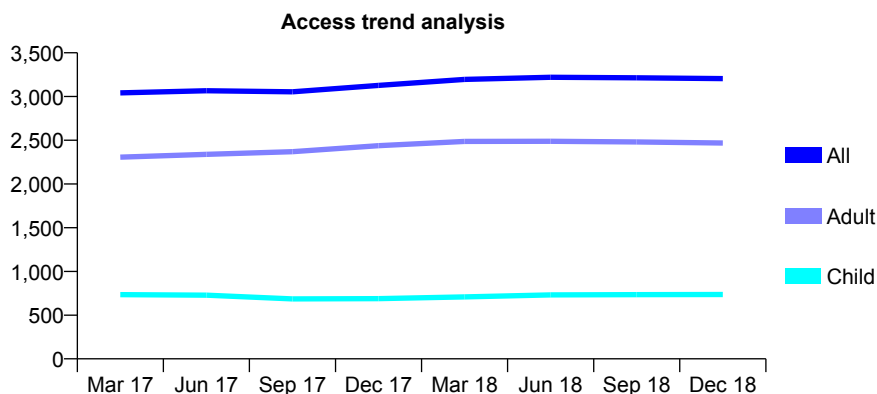
Q55 - Vital Signs At a Glance Contract Report for 833517/0001 - December 2018

Name or company name	MISS NS FRY
Contract type name	GDS Contract
Purpose of contract	General
Contract start date	01/04/2006
Contract end date	

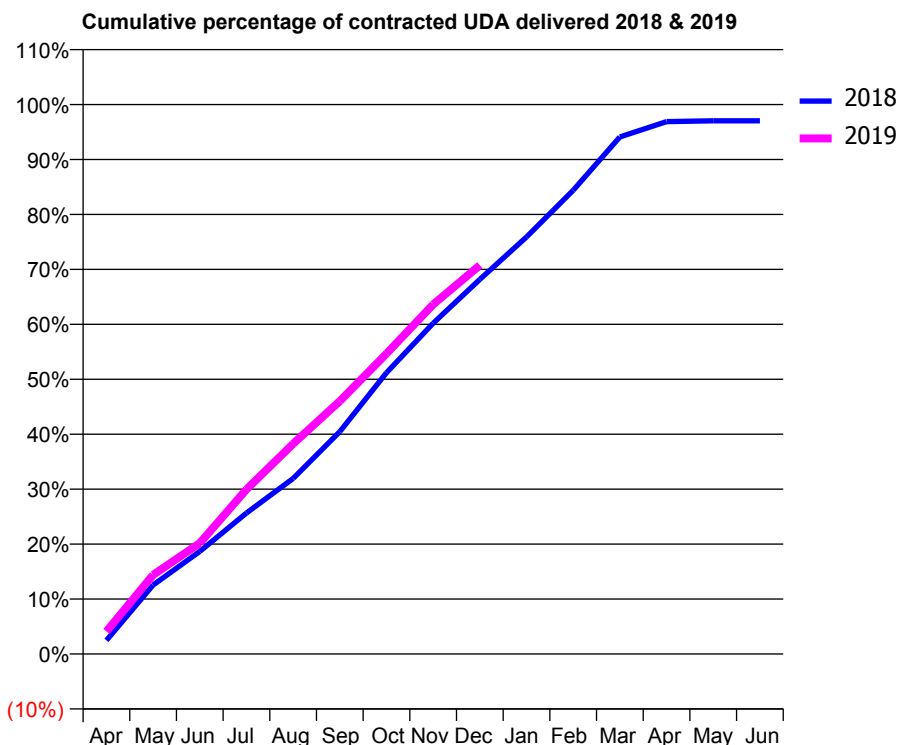
18/19 Contracted general activity (UDA)	8,960
Carry forward general activity (UDA)	0
18/19 Contracted orthodontic activity (UOA)	0
Carry forward orthodontic activity (UOA)	0
Baseline contract value	£208,974.88

ACCESS*

Patients seen in 24 months	Total	Change since previous quarter
Quarter ending December 2017	3,127	
Quarter ending March 2018	3,195	↑
Quarter ending June 2018	3,220	→
Quarter ending September 2018	3,214	→
Quarter ending December 2018	3,205	→
Variance since December 2017	2.5%	↑



ACTIVITY



Month	Adjusted Scheduled Activity (UDA)	
	2018	2019
April	223	368
May	1,126	1,290
June	1,672	1,808
July	2,300	2,684
August	2,863	3,429
September	3,625	4,123
October	4,587	4,897
November	5,394	5,699
December	6,110	6,340
January	6,800	
February	7,561	
March	8,432	
April	8,681	
May	8,695	
June	8,695	

QUALITY

	Quantity	Base Number	Contract	AT	Region	England
% of FP17s for the same patient ID Re-attending within 3 months - Children	62	941	6.6%	10.1%	11.6%	11.8%
% of FP17s for the same patient ID Re-attending within 3 months - Adults	530	3,422	15.5%	14.0%	15.1%	15.6%
% of FP17s for the same patient ID Re-attending between 3 & 9 months - Children	685	941	72.8%	62.0%	59.9%	58.8%
% of FP17s for the same patient ID Re-attending between 3 & 9 months - Adults	2,326	3,422	68.0%	55.1%	52.0%	51.0%
% of FP17s for Band 1 Urgent Courses	439	4,158	10.6%	6.8%	8.0%	9.0%
% of FP17s Relating to Free Repair or Replacements	56	4,158	1.3%	0.8%	0.8%	0.8%
% of FP17s Relating to Continuations	34	4,158	0.8%	1.1%	0.9%	0.9%
% of Patients satisfied with the dentistry they have received	2	2	N/A	92.0%	93.6%	93.2%
% of Patients satisfied with the time they had to wait for an appointment	2	2	N/A	87.2%	88.6%	88.3%

* This is based on patients treated on this contract for their most recent course of treatment. Figures in italics indicate the base number of FP17s or Patient Questionnaire responses are less than 100. N/A is shown where the base number of responses is less than 10 during the period. % is calculated as Quantity/Base number*100

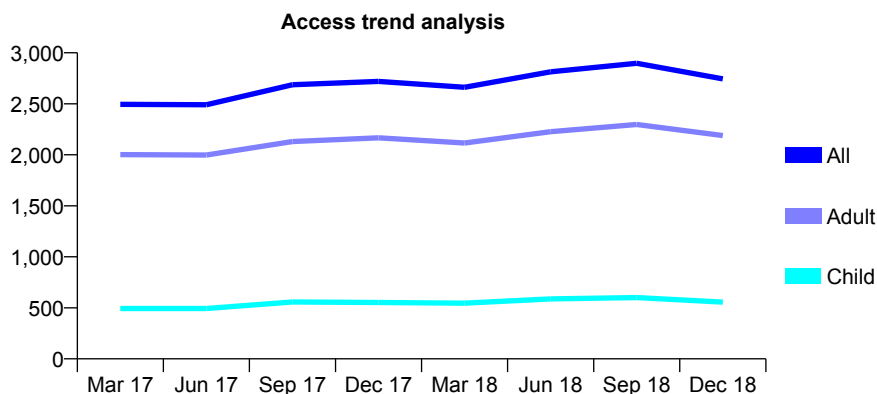
Q55 - Vital Signs At a Glance Contract Report for 836117/0001 - December 2018

Name or company name	MR RS RUPRA
Contract type name	GDS Contract
Purpose of contract	General
Contract start date	01/10/2007
Contract end date	

18/19 Contracted general activity (UDA)	9,028
Carry forward general activity (UDA)	0
18/19 Contracted orthodontic activity (UOA)	0
Carry forward orthodontic activity (UOA)	0
Baseline contract value	£257,163.88

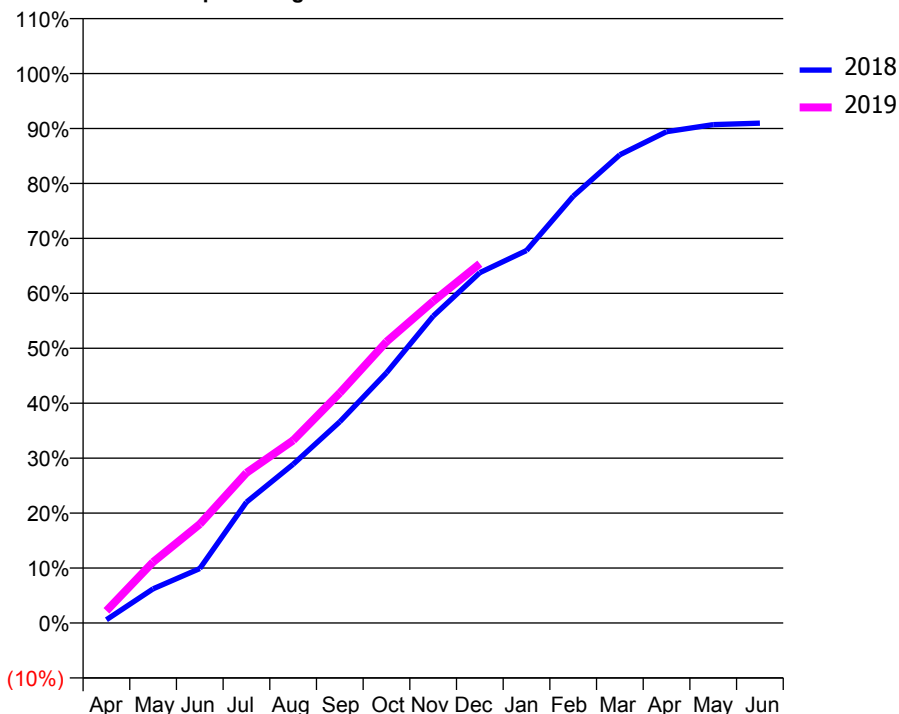
ACCESS*

Patients seen in 24 months	Total	Change since previous quarter
Quarter ending December 2017	2,719	
Quarter ending March 2018	2,662	↓
Quarter ending June 2018	2,814	↑
Quarter ending September 2018	2,897	↑
Quarter ending December 2018	2,745	↓
Variance since December 2017	1.0%	→



ACTIVITY

Cumulative percentage of contracted UDA delivered 2018 & 2019



Month	Adjusted Scheduled Activity (UDA)	
	2018	2019
April	55	200
May	562	1,002
June	894	1,625
July	1,986	2,468
August	2,608	3,000
September	3,307	3,779
October	4,112	4,621
November	5,043	5,285
December	5,756	5,904
January	6,120	
February	7,013	
March	7,693	
April	8,072	
May	8,188	
June	8,212	

QUALITY

	Quantity	Base Number	Contract	AT	Region	England
% of FP17s for the same patient ID Re-attending within 3 months - Children	50	795	6.3%	10.1%	11.6%	11.8%
% of FP17s for the same patient ID Re-attending within 3 months - Adults	354	3,004	11.8%	14.0%	15.1%	15.6%
% of FP17s for the same patient ID Re-attending between 3 & 9 months - Children	461	795	58.0%	62.0%	59.9%	58.8%
% of FP17s for the same patient ID Re-attending between 3 & 9 months - Adults	1,800	3,004	59.9%	55.1%	52.0%	51.0%
% of FP17s for Band 1 Urgent Courses	99	3,327	3.0%	6.8%	8.0%	9.0%
% of FP17s Relating to Free Repair or Replacements	11	3,327	0.3%	0.8%	0.8%	0.8%
% of FP17s Relating to Continuations	90	3,327	2.7%	1.1%	0.9%	0.9%
% of Patients satisfied with the dentistry they have received	1	1	N/A	92.0%	93.6%	93.2%
% of Patients satisfied with the time they had to wait for an appointment	1	1	N/A	87.2%	88.6%	88.3%

* This is based on patients treated on this contract for their most recent course of treatment. Figures in italics indicate the base number of FP17s or Patient Questionnaire responses are less than 100. N/A is shown where the base number of responses is less than 10 during the period. % is calculated as Quantity/Base number*100

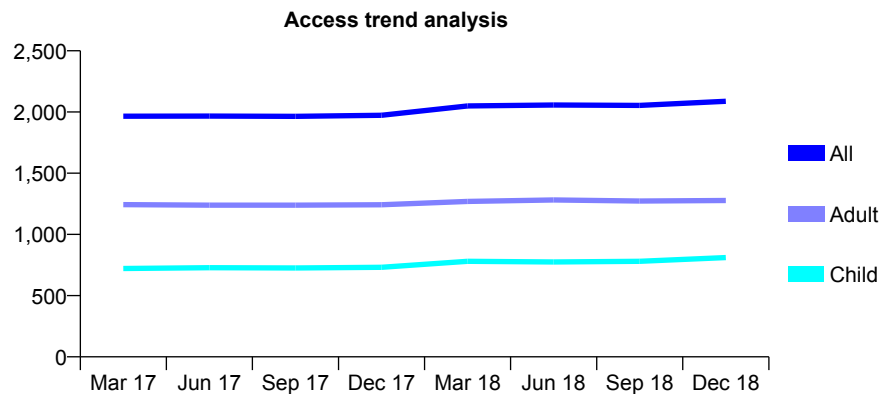
Q55 - Vital Signs At a Glance Contract Report for 836362/0001 - December 2018

Name or company name	MR MM OSMAN
Contract type name	GDS Contract
Purpose of contract	General
Contract start date	01/04/2006
Contract end date	

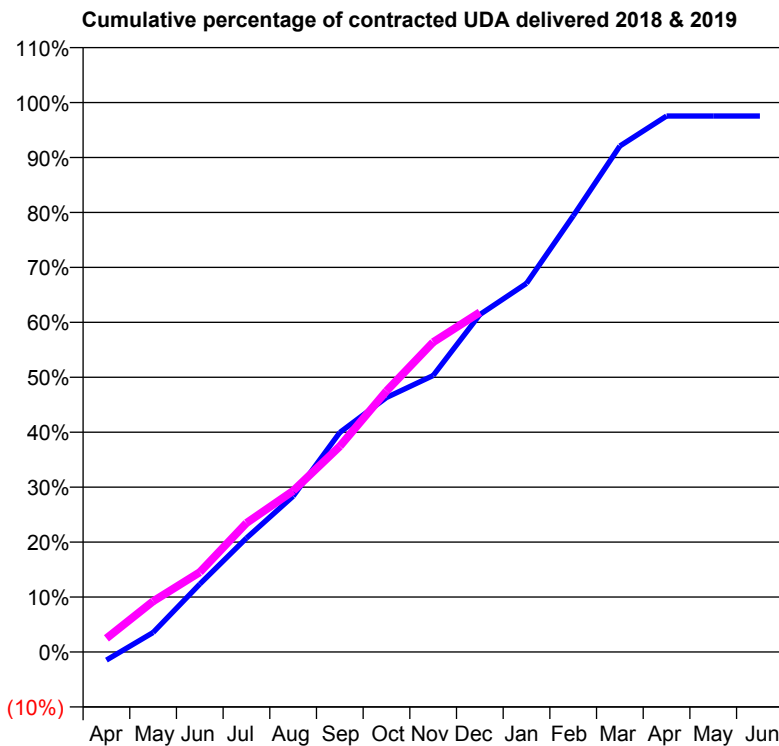
18/19 Contracted general activity (UDA)	5,819
Carry forward general activity (UDA)	143
18/19 Contracted orthodontic activity (UOA)	0
Carry forward orthodontic activity (UOA)	0
Baseline contract value	£133,051.48

ACCESS*

Patients seen in 24 months	Total	Change since previous quarter
Quarter ending December 2017	1,973	
Quarter ending March 2018	2,050	↑
Quarter ending June 2018	2,057	→
Quarter ending September 2018	2,054	→
Quarter ending December 2018	2,088	→
Variance since December 2017	5.8%	↑



ACTIVITY



Month	Adjusted Scheduled Activity (UDA)	
	2018	2019
April	-87	144
May	207	537
June	720	846
July	1,207	1,367
August	1,650	1,706
September	2,325	2,178
October	2,695	2,764
November	2,928	3,281
December	3,573	3,597
January	3,904	
February	4,618	
March	5,359	
April	5,675	
May	5,676	
June	5,676	

QUALITY

	Quantity	Base Number	Contract	AT	Region	England
% of FP17s for the same patient ID Re-attending within 3 months - Children	63	1,036	6.1%	10.1%	11.6%	11.8%
% of FP17s for the same patient ID Re-attending within 3 months - Adults	145	1,350	10.7%	14.0%	15.1%	15.6%
% of FP17s for the same patient ID Re-attending between 3 & 9 months - Children	764	1,036	73.7%	62.0%	59.9%	58.8%
% of FP17s for the same patient ID Re-attending between 3 & 9 months - Adults	887	1,350	65.7%	55.1%	52.0%	51.0%
% of FP17s for Band 1 Urgent Courses	108	2,256	4.8%	6.8%	8.0%	9.0%
% of FP17s Relating to Free Repair or Replacements	2	2,256	0.1%	0.8%	0.8%	0.8%
% of FP17s Relating to Continuations	6	2,256	0.3%	1.1%	0.9%	0.9%
% of Patients satisfied with the dentistry they have received	0	0	N/A	92.0%	93.6%	93.2%
% of Patients satisfied with the time they had to wait for an appointment	0	0	N/A	87.2%	88.6%	88.3%

* This is based on patients treated on this contract for their most recent course of treatment. Figures in italics indicate the base number of FP17s or Patient Questionnaire responses are less than 100. N/A is shown where the base number of responses is less than 10 during the period. % is calculated as Quantity/Base number*100

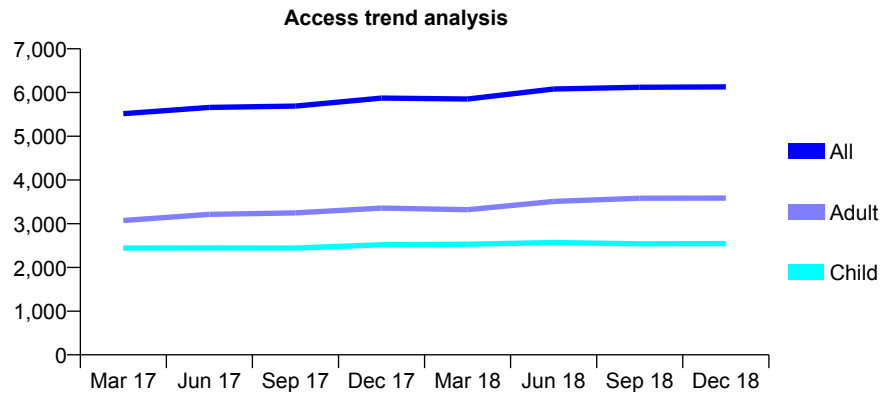
Q55 - Vital Signs At a Glance Contract Report for 860298/0001 - December 2018

Name or company name	MR KS BOLA
Contract type name	GDS Contract
Purpose of contract	General
Contract start date	30/01/2011
Contract end date	

18/19 Contracted general activity (UDA)	19,926
Carry forward general activity (UDA)	-259
18/19 Contracted orthodontic activity (UOA)	0
Carry forward orthodontic activity (UOA)	0
Baseline contract value	£538,059.11

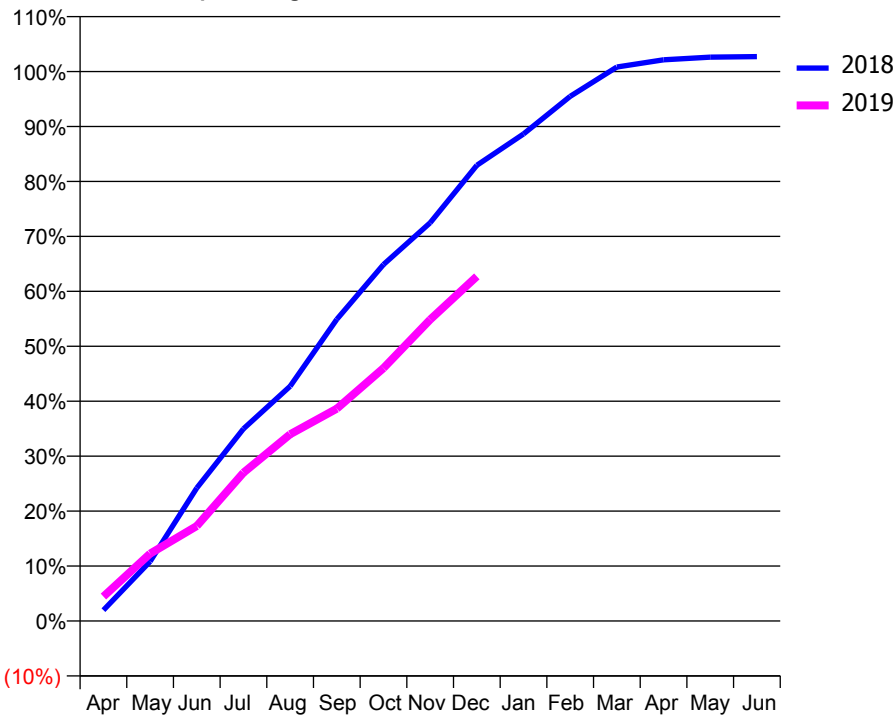
ACCESS*

Patients seen in 24 months	Total	Change since previous quarter
Quarter ending December 2017	5,873	
Quarter ending March 2018	5,852	→
Quarter ending June 2018	6,079	↑
Quarter ending September 2018	6,121	→
Quarter ending December 2018	6,128	→
Variance since December 2017	4.3%	↑



ACTIVITY

Cumulative percentage of contracted UDA delivered 2018 & 2019



Month	Adjusted Scheduled Activity (UDA)	
	2018	2019
April	256	888
May	1,402	2,444
June	3,129	3,445
July	4,521	5,377
August	5,522	6,773
September	7,096	7,699
October	8,388	9,169
November	9,366	10,932
December	10,721	12,497
January	11,457	
February	12,340	
March	13,032	
April	13,202	
May	13,264	
June	13,276	

QUALITY

	Quantity	Base Number	Contract	AT	Region	England
% of FP17s for the same patient ID Re-attending within 3 months - Children	183	2,991	6.1%	10.1%	11.6%	11.8%
% of FP17s for the same patient ID Re-attending within 3 months - Adults	371	3,864	9.6%	14.0%	15.1%	15.6%
% of FP17s for the same patient ID Re-attending between 3 & 9 months - Children	1,994	2,991	66.7%	62.0%	59.9%	58.8%
% of FP17s for the same patient ID Re-attending between 3 & 9 months - Adults	1,611	3,864	41.7%	55.1%	52.0%	51.0%
% of FP17s for Band 1 Urgent Courses	425	6,697	6.3%	6.8%	8.0%	9.0%
% of FP17s Relating to Free Repair or Replacements	20	6,697	0.3%	0.8%	0.8%	0.8%
% of FP17s Relating to Continuations	43	6,697	0.6%	1.1%	0.9%	0.9%
% of Patients satisfied with the dentistry they have received	15	17	88.2%	92.0%	93.6%	93.2%
% of Patients satisfied with the time they had to wait for an appointment	12	17	70.6%	87.2%	88.6%	88.3%

* This is based on patients treated on this contract for their most recent course of treatment. Figures in italics indicate the base number of FP17s or Patient Questionnaire responses are less than 100. N/A is shown where the base number of responses is less than 10 during the period. % is calculated as Quantity/Base number*100

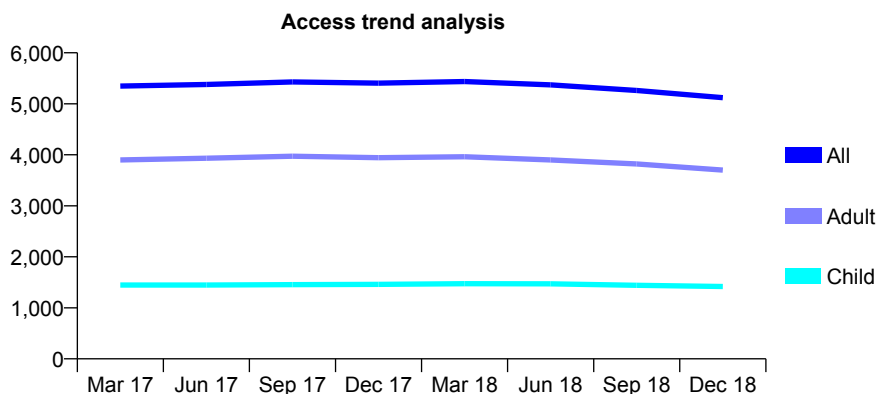
Q55 - Vital Signs At a Glance Contract Report for 860549/0001 - December 2018

Name or company name	MR CJ NAVARRO
Contract type name	GDS Contract
Purpose of contract	General
Contract start date	01/04/2006
Contract end date	

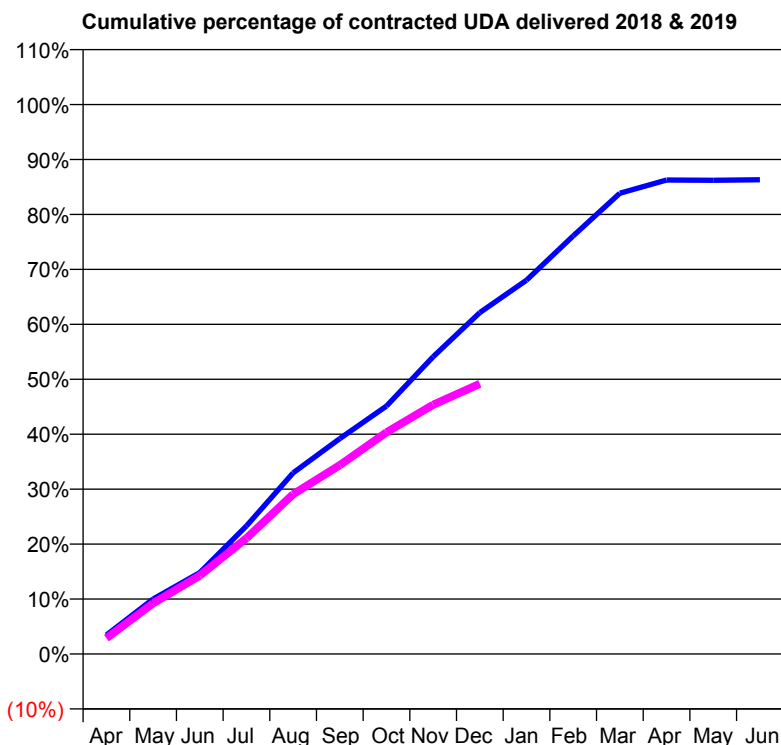
18/19 Contracted general activity (UDA)	15,500
Carry forward general activity (UDA)	0
18/19 Contracted orthodontic activity (UOA)	0
Carry forward orthodontic activity (UOA)	0
Baseline contract value	£421,828.78

ACCESS*

Patients seen in 24 months	Total	Change since previous quarter
Quarter ending December 2017	5,404	
Quarter ending March 2018	5,436	→
Quarter ending June 2018	5,370	↓
Quarter ending September 2018	5,261	↓
Quarter ending December 2018	5,119	↓
Variance since December 2017	(5.3%)	↓



ACTIVITY



Month	Adjusted Scheduled Activity (UDA)	
	2018	2019
April	536	447
May	1,553	1,432
June	2,297	2,213
July	3,615	3,268
August	5,109	4,506
September	6,078	5,327
October	6,993	6,253
November	8,386	7,033
December	9,632	7,621
January	10,544	
February	11,793	
March	12,997	
April	13,371	
May	13,361	
June	13,376	

QUALITY

	Quantity	Base Number	Contract	AT	Region	England
% of FP17s for the same patient ID Re-attending within 3 months - Children	59	1,463	4.0%	10.1%	11.6%	11.8%
% of FP17s for the same patient ID Re-attending within 3 months - Adults	319	3,424	9.3%	14.0%	15.1%	15.6%
% of FP17s for the same patient ID Re-attending between 3 & 9 months - Children	993	1,463	67.9%	62.0%	59.9%	58.8%
% of FP17s for the same patient ID Re-attending between 3 & 9 months - Adults	2,271	3,424	66.3%	55.1%	52.0%	51.0%
% of FP17s for Band 1 Urgent Courses	186	4,066	4.6%	6.8%	8.0%	9.0%
% of FP17s Relating to Free Repair or Replacements	24	4,066	0.6%	0.8%	0.8%	0.8%
% of FP17s Relating to Continuations	22	4,066	0.5%	1.1%	0.9%	0.9%
% of Patients satisfied with the dentistry they have received	1	1	N/A	92.0%	93.6%	93.2%
% of Patients satisfied with the time they had to wait for an appointment	1	1	N/A	87.2%	88.6%	88.3%

* This is based on patients treated on this contract for their most recent course of treatment. Figures in italics indicate the base number of FP17s or Patient Questionnaire responses are less than 100. N/A is shown where the base number of responses is less than 10 during the period. % is calculated as Quantity/Base number*100

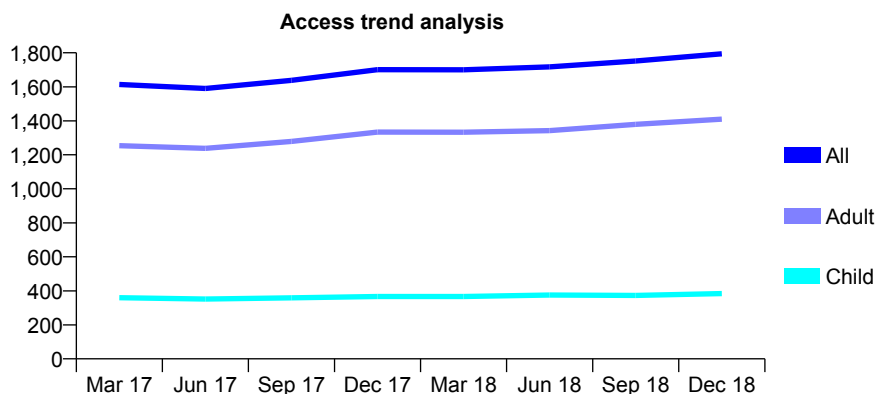
Q55 - Vital Signs At a Glance Contract Report for 861901/0001 - December 2018

Name or company name	MRS A EIMANI
Contract type name	GDS Contract
Purpose of contract	General
Contract start date	01/09/2009
Contract end date	

18/19 Contracted general activity (UDA)	9,000
Carry forward general activity (UDA)	0
18/19 Contracted orthodontic activity (UOA)	0
Carry forward orthodontic activity (UOA)	0
Baseline contract value	£219,120.54

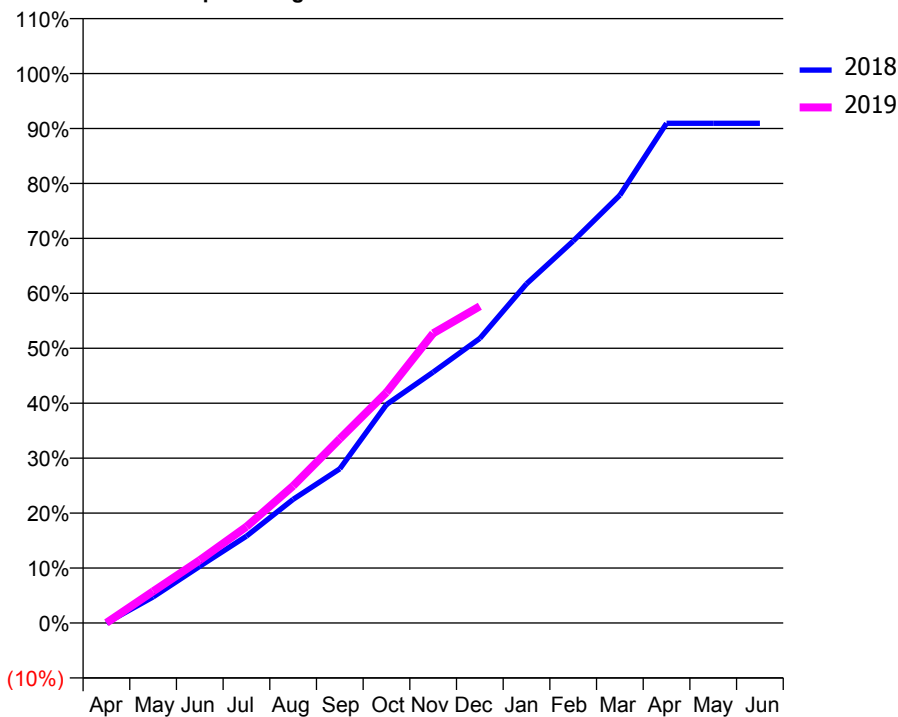
ACCESS*

Patients seen in 24 months	Total	Change since previous quarter
Quarter ending December 2017	1,701	
Quarter ending March 2018	1,700	→
Quarter ending June 2018	1,717	→
Quarter ending September 2018	1,752	↑
Quarter ending December 2018	1,794	↑
Variance since December 2017	5.5%	↑



ACTIVITY

Cumulative percentage of contracted UDA delivered 2018 & 2019



Month	Adjusted Scheduled Activity (UDA)	
	2018	2019
April	0	4
May	427	518
June	929	1,029
July	1,422	1,577
August	2,025	2,246
September	2,525	3,017
October	3,578	3,777
November	4,109	4,745
December	4,661	5,188
January	5,556	
February	6,256	
March	7,008	
April	8,184	
May	8,184	
June	8,184	

QUALITY

	Quantity	Base Number	Contract	AT	Region	England
% of FP17s for the same patient ID Re-attending within 3 months - Children	42	432	9.7%	10.1%	11.6%	11.8%
% of FP17s for the same patient ID Re-attending within 3 months - Adults	318	1,562	20.4%	14.0%	15.1%	15.6%
% of FP17s for the same patient ID Re-attending between 3 & 9 months - Children	254	432	58.8%	62.0%	59.9%	58.8%
% of FP17s for the same patient ID Re-attending between 3 & 9 months - Adults	704	1,562	45.1%	55.1%	52.0%	51.0%
% of FP17s for Band 1 Urgent Courses	211	1,706	12.4%	6.8%	8.0%	9.0%
% of FP17s Relating to Free Repair or Replacements	3	1,706	0.2%	0.8%	0.8%	0.8%
% of FP17s Relating to Continuations	17	1,706	1.0%	1.1%	0.9%	0.9%
% of Patients satisfied with the dentistry they have received	0	0	N/A	92.0%	93.6%	93.2%
% of Patients satisfied with the time they had to wait for an appointment	0	0	N/A	87.2%	88.6%	88.3%

* This is based on patients treated on this contract for their most recent course of treatment. Figures in italics indicate the base number of FP17s or Patient Questionnaire responses are less than 100. N/A is shown where the base number of responses is less than 10 during the period. % is calculated as Quantity/Base number*100

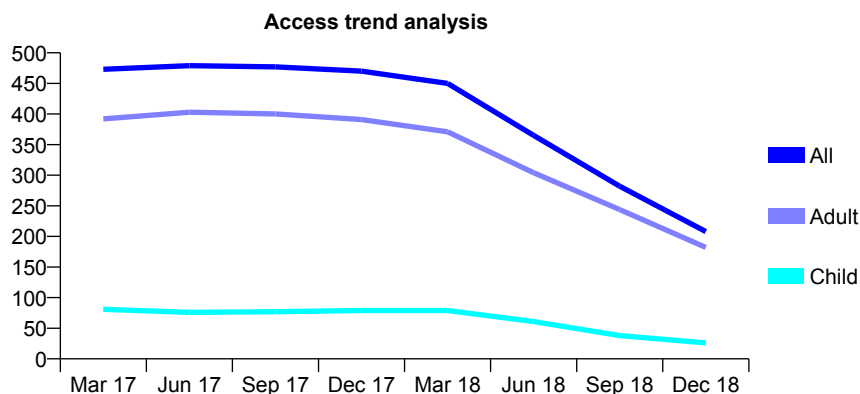
Q55 - Vital Signs At a Glance Contract Report for 898457/0001 - December 2018

Name or company name	MR ND MCLEAN
Contract type name	GDS Contract
Purpose of contract	General
Contract start date	01/04/2006
Contract end date	17/04/2018

18/19 Contracted general activity (UDA)	65
Carry forward general activity (UDA)	0
18/19 Contracted orthodontic activity (UOA)	0
Carry forward orthodontic activity (UOA)	0
Baseline contract value	£1,440.48

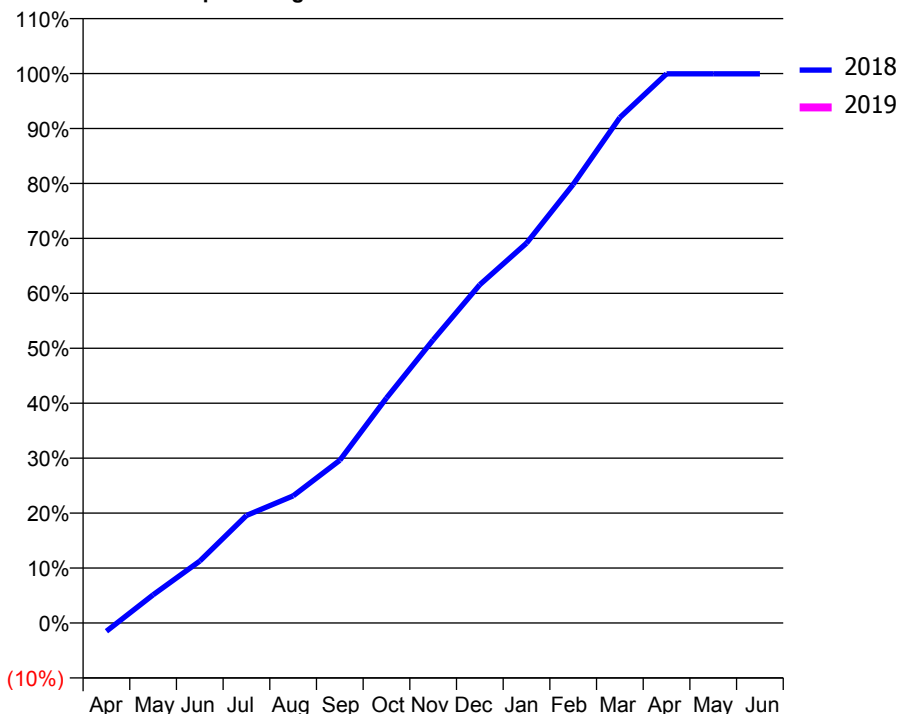
ACCESS*

Patients seen in 24 months	Total	Change since previous quarter
Quarter ending December 2017	470	
Quarter ending March 2018	450	↓
Quarter ending June 2018	365	↓
Quarter ending September 2018	282	↓
Quarter ending December 2018	208	↓
Variance since December 2017	(55.7%)	↓



ACTIVITY

Cumulative percentage of contracted UDA delivered 2018 & 2019



Adjusted Scheduled Activity (UDA)

Month	2018	2019
April	-21	84
May	71	84
June	155	84
July	269	84
August	318	84
September	407	84
October	563	84
November	708	84
December	846	84
January	950	
February	1,097	
March	1,264	
April	1,373	
May	1,373	
June	1,373	

QUALITY

	Quantity	Base Number	Contract	AT	Region	England
% of FP17s for the same patient ID Re-attending within 3 months - Children	2	20	10.0%	10.1%	11.6%	11.8%
% of FP17s for the same patient ID Re-attending within 3 months - Adults	13	96	13.5%	14.0%	15.1%	15.6%
% of FP17s for the same patient ID Re-attending between 3 & 9 months - Children	16	20	80.0%	62.0%	59.9%	58.8%
% of FP17s for the same patient ID Re-attending between 3 & 9 months - Adults	72	96	75.0%	55.1%	52.0%	51.0%
% of FP17s for Band 1 Urgent Courses	2	44	4.5%	6.8%	8.0%	9.0%
% of FP17s Relating to Free Repair or Replacements	1	44	2.3%	0.8%	0.8%	0.8%
% of FP17s Relating to Continuations	0	44	0.0%	1.1%	0.9%	0.9%
% of Patients satisfied with the dentistry they have received	0	0	N/A	92.0%	93.6%	93.2%
% of Patients satisfied with the time they had to wait for an appointment	0	0	N/A	87.2%	88.6%	88.3%

* This is based on patients treated on this contract for their most recent course of treatment. Figures in italics indicate the base number of FP17s or Patient Questionnaire responses are less than 100. N/A is shown where the base number of responses is less than 10 during the period. % is calculated as Quantity/Base number*100

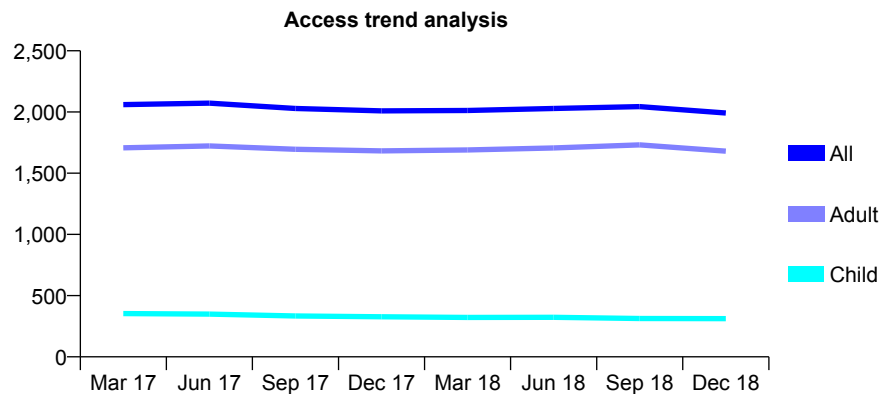
Q55 - Vital Signs At a Glance Contract Report for 907200/0001 - December 2018

Name or company name	MRS CY BIRCH
Contract type name	GDS Contract
Purpose of contract	General
Contract start date	01/04/2006
Contract end date	

18/19 Contracted general activity (UDA)	4,493
Carry forward general activity (UDA)	83
18/19 Contracted orthodontic activity (UOA)	0
Carry forward orthodontic activity (UOA)	0
Baseline contract value	£112,664.18

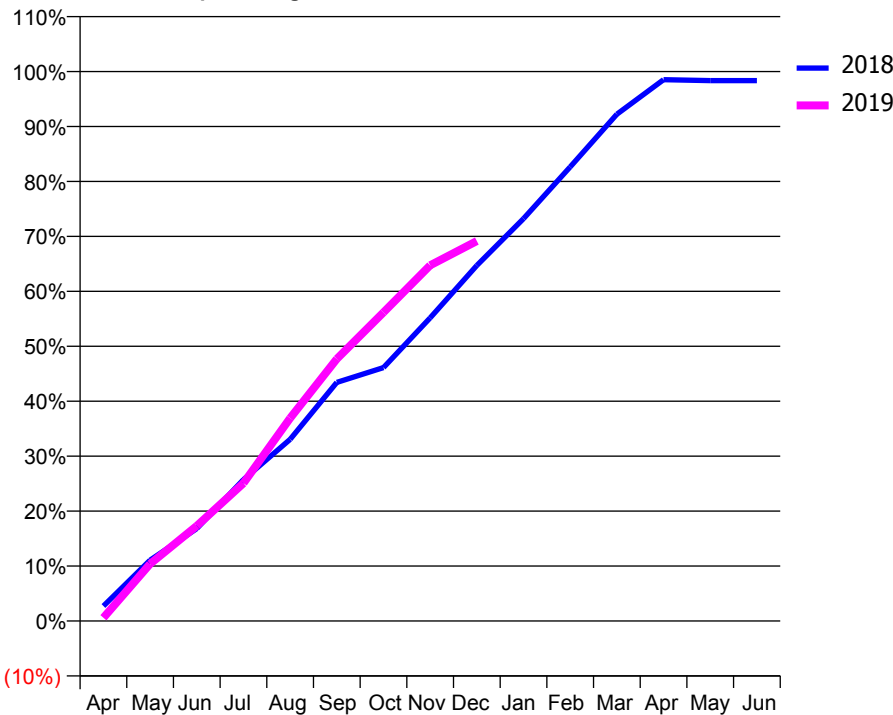
ACCESS*

Patients seen in 24 months	Total	Change since previous quarter
Quarter ending December 2017	2,009	
Quarter ending March 2018	2,012	→
Quarter ending June 2018	2,029	→
Quarter ending September 2018	2,044	→
Quarter ending December 2018	1,992	↓
Variance since December 2017	(0.8%)	→



ACTIVITY

Cumulative percentage of contracted UDA delivered 2018 & 2019



Month	Adjusted Scheduled Activity (UDA)	
	2018	2019
April	136	27
May	551	467
June	837	778
July	1,279	1,127
August	1,644	1,659
September	2,159	2,143
October	2,294	2,523
November	2,743	2,909
December	3,218	3,107
January	3,642	
February	4,110	
March	4,586	
April	4,899	
May	4,890	
June	4,890	

QUALITY

	Quantity	Base Number	Contract	AT	Region	England
% of FP17s for the same patient ID Re-attending within 3 months - Children	17	339	5.0%	10.1%	11.6%	11.8%
% of FP17s for the same patient ID Re-attending within 3 months - Adults	225	1,722	13.1%	14.0%	15.1%	15.6%
% of FP17s for the same patient ID Re-attending between 3 & 9 months - Children	214	339	63.1%	62.0%	59.9%	58.8%
% of FP17s for the same patient ID Re-attending between 3 & 9 months - Adults	874	1,722	50.8%	55.1%	52.0%	51.0%
% of FP17s for Band 1 Urgent Courses	129	1,883	6.9%	6.8%	8.0%	9.0%
% of FP17s Relating to Free Repair or Replacements	22	1,883	1.2%	0.8%	0.8%	0.8%
% of FP17s Relating to Continuations	20	1,883	1.1%	1.1%	0.9%	0.9%
% of Patients satisfied with the dentistry they have received	1	1	N/A	92.0%	93.6%	93.2%
% of Patients satisfied with the time they had to wait for an appointment	1	1	N/A	87.2%	88.6%	88.3%

* This is based on patients treated on this contract for their most recent course of treatment. Figures in italics indicate the base number of FP17s or Patient Questionnaire responses are less than 100. N/A is shown where the base number of responses is less than 10 during the period. % is calculated as Quantity/Base number*100

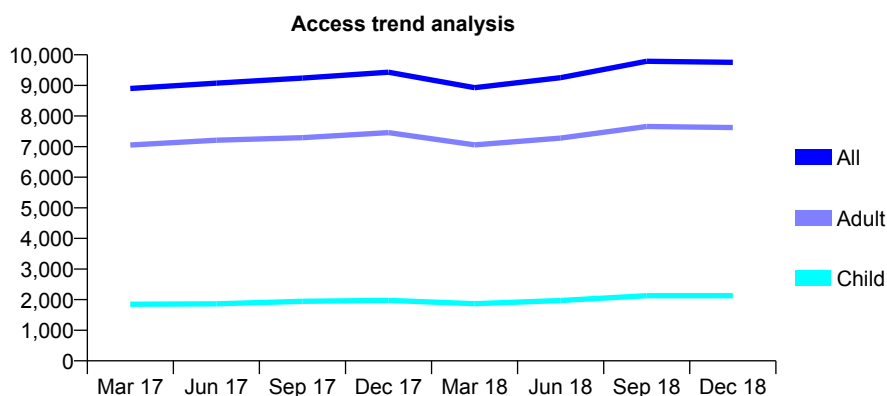
Q55 - Vital Signs At a Glance Contract Report for 911216/0001 - December 2018

Name or company name	MR K MANTLE
Contract type name	GDS Contract
Purpose of contract	General
Contract start date	01/04/2006
Contract end date	

18/19 Contracted general activity (UDA)	28,001
Carry forward general activity (UDA)	0
18/19 Contracted orthodontic activity (UOA)	0
Carry forward orthodontic activity (UOA)	0
Baseline contract value	£722,078.58

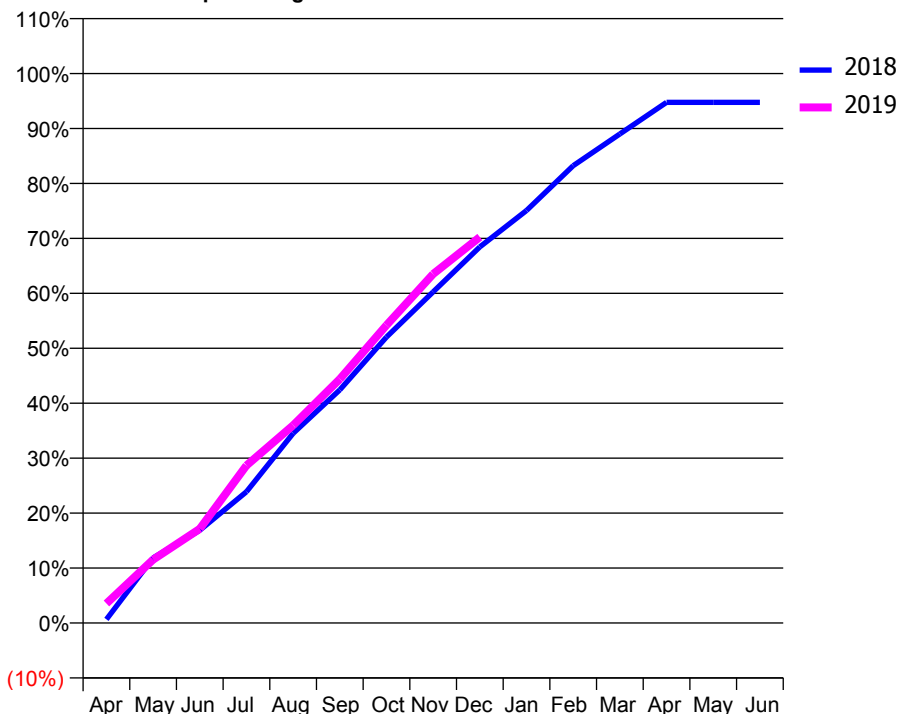
ACCESS*

Patients seen in 24 months	Total	Change since previous quarter
Quarter ending December 2017	9,433	
Quarter ending March 2018	8,924	↓
Quarter ending June 2018	9,253	↑
Quarter ending September 2018	9,787	↑
Quarter ending December 2018	9,753	→
Variance since December 2017	3.4%	↑



ACTIVITY

Cumulative percentage of contracted UDA delivered 2018 & 2019



Adjusted Scheduled Activity (UDA)

Month	2018	2019
April	175	995
May	3,141	3,234
June	4,471	4,803
July	6,332	8,026
August	9,150	10,074
September	11,247	12,430
October	13,793	15,179
November	15,971	17,787
December	18,136	19,671
January	19,895	
February	22,055	
March	23,586	
April	25,109	
May	25,109	
June	25,109	

QUALITY

	Quantity	Base Number	Contract	AT	Region	England
% of FP17s for the same patient ID Re-attending within 3 months - Children	92	2,539	3.6%	10.1%	11.6%	11.8%
% of FP17s for the same patient ID Re-attending within 3 months - Adults	757	7,721	9.8%	14.0%	15.1%	15.6%
% of FP17s for the same patient ID Re-attending between 3 & 9 months - Children	1,528	2,539	60.2%	62.0%	59.9%	58.8%
% of FP17s for the same patient ID Re-attending between 3 & 9 months - Adults	2,893	7,721	37.5%	55.1%	52.0%	51.0%
% of FP17s for Band 1 Urgent Courses	460	9,646	4.8%	6.8%	8.0%	9.0%
% of FP17s Relating to Free Repair or Replacements	59	9,646	0.6%	0.8%	0.8%	0.8%
% of FP17s Relating to Continuations	105	9,646	1.1%	1.1%	0.9%	0.9%
% of Patients satisfied with the dentistry they have received	3	3	N/A	92.0%	93.6%	93.2%
% of Patients satisfied with the time they had to wait for an appointment	2	3	N/A	87.2%	88.6%	88.3%

* This is based on patients treated on this contract for their most recent course of treatment. Figures in italics indicate the base number of FP17s or Patient Questionnaire responses are less than 100. N/A is shown where the base number of responses is less than 10 during the period. % is calculated as Quantity/Base number*100

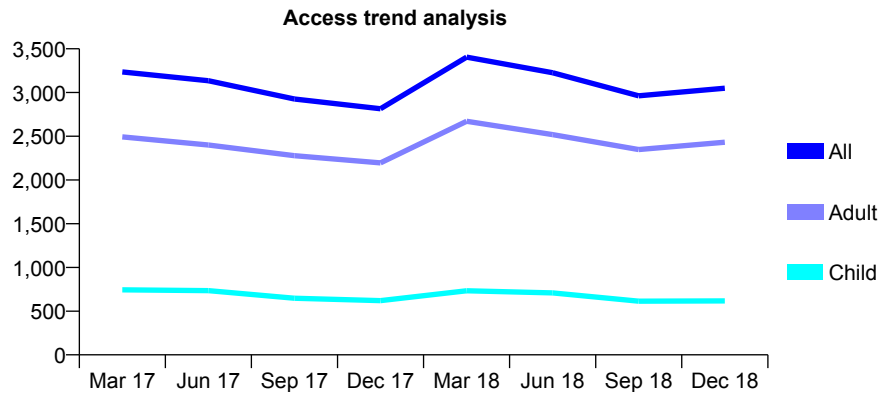
Q55 - Vital Signs At a Glance Contract Report for 911216/0002 - December 2018

Name or company name	MR K MANTLE
Contract type name	GDS Contract
Purpose of contract	General
Contract start date	01/09/2008
Contract end date	

18/19 Contracted general activity (UDA)	10,000
Carry forward general activity (UDA)	107
18/19 Contracted orthodontic activity (UOA)	0
Carry forward orthodontic activity (UOA)	0
Baseline contract value	£386,839.69

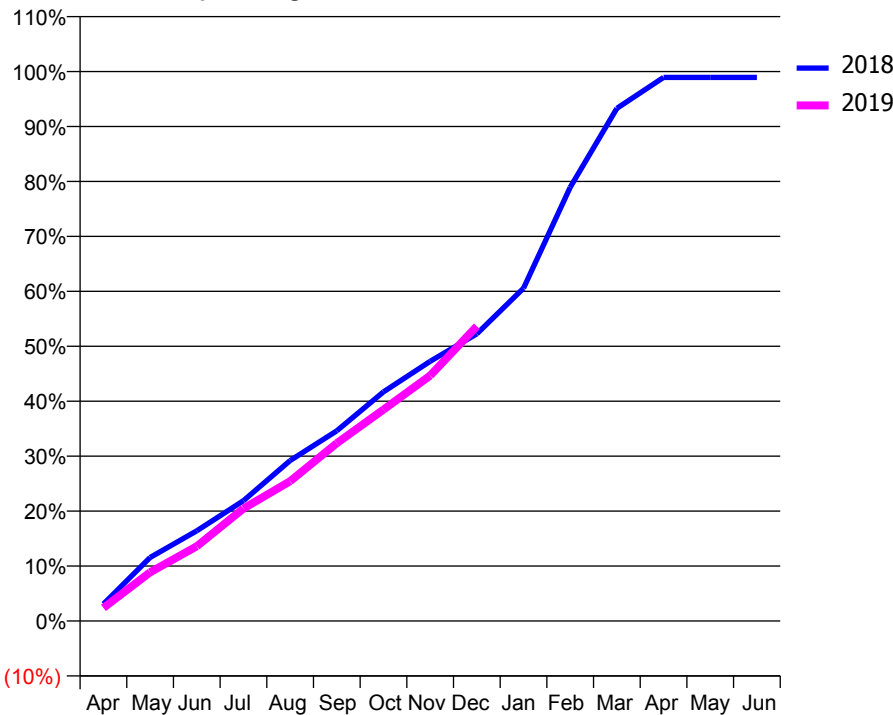
ACCESS*

Patients seen in 24 months	Total	Change since previous quarter
Quarter ending December 2017	2,815	
Quarter ending March 2018	3,404	↑
Quarter ending June 2018	3,227	↓
Quarter ending September 2018	2,962	↓
Quarter ending December 2018	3,049	↑
Variance since December 2017	8.3%	↑



ACTIVITY

Cumulative percentage of contracted UDA delivered 2018 & 2019



Month	Adjusted Scheduled Activity (UDA)	
	2018	2019
April	309	239
May	1,156	886
June	1,642	1,361
July	2,189	2,046
August	2,921	2,545
September	3,462	3,237
October	4,170	3,848
November	4,727	4,467
December	5,226	5,365
January	6,057	
February	7,893	
March	9,328	
April	9,893	
May	9,893	
June	9,893	

QUALITY

	Quantity	Base Number	Contract	AT	Region	England
% of FP17s for the same patient ID Re-attending within 3 months - Children	74	774	9.6%	10.1%	11.6%	11.8%
% of FP17s for the same patient ID Re-attending within 3 months - Adults	255	2,440	10.5%	14.0%	15.1%	15.6%
% of FP17s for the same patient ID Re-attending between 3 & 9 months - Children	493	774	63.7%	62.0%	59.9%	58.8%
% of FP17s for the same patient ID Re-attending between 3 & 9 months - Adults	1,565	2,440	64.1%	55.1%	52.0%	51.0%
% of FP17s for Band 1 Urgent Courses	113	2,941	3.8%	6.8%	8.0%	9.0%
% of FP17s Relating to Free Repair or Replacements	8	2,941	0.3%	0.8%	0.8%	0.8%
% of FP17s Relating to Continuations	51	2,941	1.7%	1.1%	0.9%	0.9%
% of Patients satisfied with the dentistry they have received	3	3	N/A	92.0%	93.6%	93.2%
% of Patients satisfied with the time they had to wait for an appointment	2	3	N/A	87.2%	88.6%	88.3%

* This is based on patients treated on this contract for their most recent course of treatment. Figures in italics indicate the base number of FP17s or Patient Questionnaire responses are less than 100. N/A is shown where the base number of responses is less than 10 during the period. % is calculated as Quantity/Base number*100

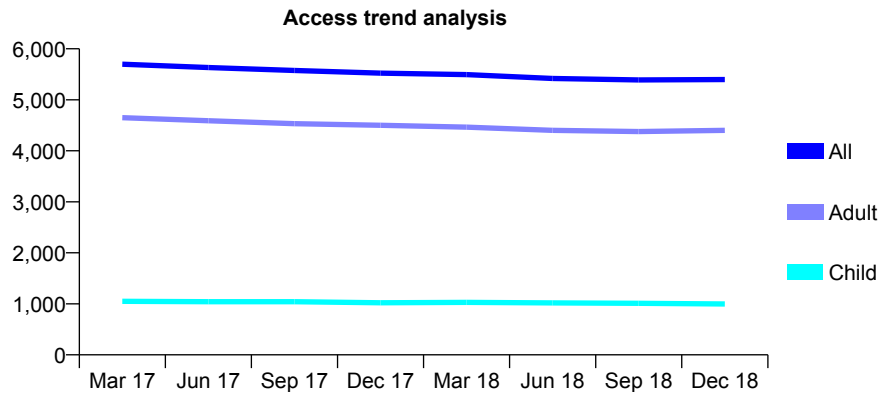
Q55 - Vital Signs At a Glance Contract Report for 914533/0001 - December 2018

Name or company name	MR PA MOORE
Contract type name	GDS Contract
Purpose of contract	General
Contract start date	18/01/2010
Contract end date	

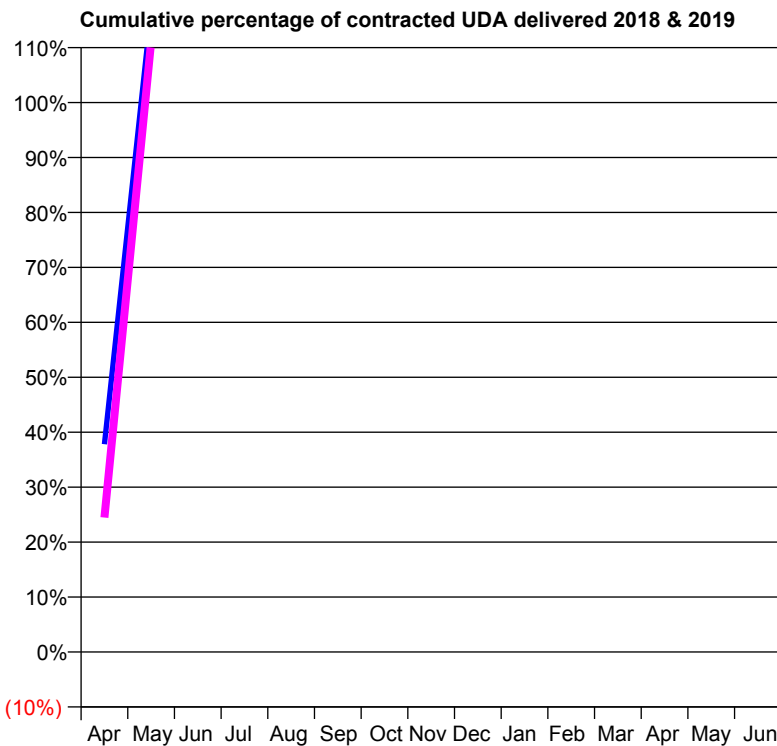
18/19 Contracted general activity (UDA)	1,330
Carry forward general activity (UDA)	0
18/19 Contracted orthodontic activity (UOA)	0
Carry forward orthodontic activity (UOA)	0
Baseline contract value	£510,446.96

ACCESS*

Patients seen in 24 months	Total	Change since previous quarter
Quarter ending December 2017	5,523	
Quarter ending March 2018	5,493	→
Quarter ending June 2018	5,418	↓
Quarter ending September 2018	5,389	→
Quarter ending December 2018	5,398	→
Variance since December 2017	(2.3%)	↓



ACTIVITY



Month	Adjusted Scheduled Activity (UDA)	
	2018	2019
April	503	326
May	1,553	1,475
June	2,271	2,109
July	3,344	3,076
August	4,464	4,442
September	5,317	5,384
October	6,651	6,118
November	7,928	7,367
December	8,531	8,332
January	9,648	
February	10,871	
March	11,702	
April	12,357	
May	12,358	
June	12,358	

QUALITY

	Quantity	Base Number	Contract	AT	Region	England
% of FP17s for the same patient ID Re-attending within 3 months - Children	90	1,260	7.1%	10.1%	11.6%	11.8%
% of FP17s for the same patient ID Re-attending within 3 months - Adults	711	5,600	12.7%	14.0%	15.1%	15.6%
% of FP17s for the same patient ID Re-attending between 3 & 9 months - Children	892	1,260	70.8%	62.0%	59.9%	58.8%
% of FP17s for the same patient ID Re-attending between 3 & 9 months - Adults	3,771	5,600	67.3%	55.1%	52.0%	51.0%
% of FP17s for Band 1 Urgent Courses	41	5,368	0.8%	6.8%	8.0%	9.0%
% of FP17s Relating to Free Repair or Replacements	9	5,368	0.2%	0.8%	0.8%	0.8%
% of FP17s Relating to Continuations	172	5,368	3.2%	1.1%	0.9%	0.9%
% of Patients satisfied with the dentistry they have received	2	2	N/A	92.0%	93.6%	93.2%
% of Patients satisfied with the time they had to wait for an appointment	2	2	N/A	87.2%	88.6%	88.3%

* This is based on patients treated on this contract for their most recent course of treatment. Figures in italics indicate the base number of FP17s or Patient Questionnaire responses are less than 100. N/A is shown where the base number of responses is less than 10 during the period. % is calculated as Quantity/Base number*100

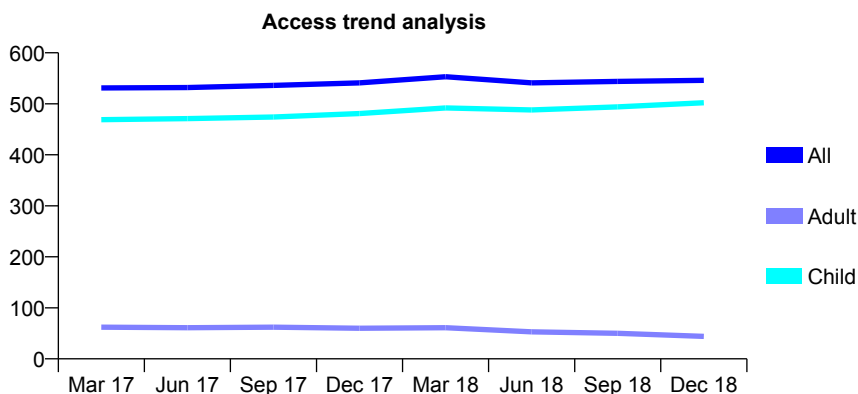
Q55 - Vital Signs At a Glance Contract Report for 919462/0001 - December 2018

Name or company name	MR SJ THACKERAY
Contract type name	GDS Contract
Purpose of contract	General
Contract start date	01/04/2006
Contract end date	

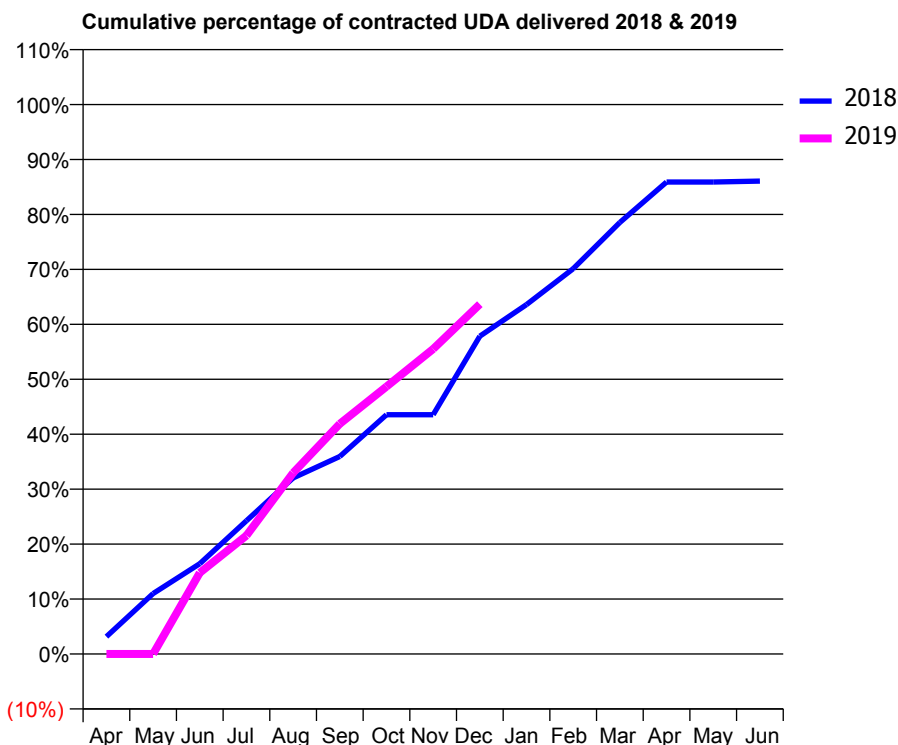
18/19 Contracted general activity (UDA)	1,200
Carry forward general activity (UDA)	0
18/19 Contracted orthodontic activity (UOA)	0
Carry forward orthodontic activity (UOA)	0
Baseline contract value	£38,725.19

ACCESS*

Patients seen in 24 months	Total	Change since previous quarter
Quarter ending December 2017	541	
Quarter ending March 2018	553	↑
Quarter ending June 2018	541	↓
Quarter ending September 2018	544	→
Quarter ending December 2018	546	→
Variance since December 2017	0.9%	→



ACTIVITY



Month	Adjusted Scheduled Activity (UDA)	
	2018	2019
April	38	0
May	132	0
June	197	177
July	291	259
August	384	396
September	431	503
October	523	584
November	523	666
December	694	764
January	763	
February	841	
March	943	
April	1,031	
May	1,031	
June	1,033	

QUALITY

	Quantity	Base Number	Contract	AT	Region	England
% of FP17s for the same patient ID Re-attending within 3 months - Children	62	666	9.3%	10.1%	11.6%	11.8%
% of FP17s for the same patient ID Re-attending within 3 months - Adults	1	2	50.0%	14.0%	15.1%	15.6%
% of FP17s for the same patient ID Re-attending between 3 & 9 months - Children	434	666	65.2%	62.0%	59.9%	58.8%
% of FP17s for the same patient ID Re-attending between 3 & 9 months - Adults	1	2	50.0%	55.1%	52.0%	51.0%
% of FP17s for Band 1 Urgent Courses	5	588	0.9%	6.8%	8.0%	9.0%
% of FP17s Relating to Free Repair or Replacements	0	588	0.0%	0.8%	0.8%	0.8%
% of FP17s Relating to Continuations	20	588	3.4%	1.1%	0.9%	0.9%
% of Patients satisfied with the dentistry they have received	1	1	N/A	92.0%	93.6%	93.2%
% of Patients satisfied with the time they had to wait for an appointment	1	1	N/A	87.2%	88.6%	88.3%

* This is based on patients treated on this contract for their most recent course of treatment. Figures in italics indicate the base number of FP17s or Patient Questionnaire responses are less than 100. N/A is shown where the base number of responses is less than 10 during the period. % is calculated as Quantity/Base number*100

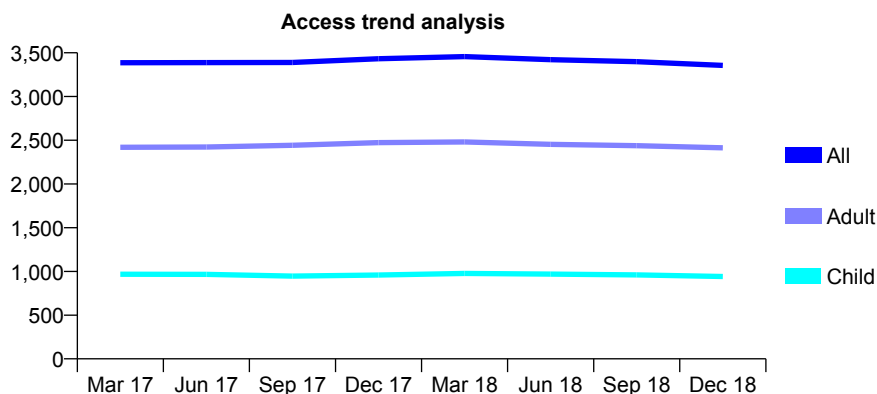
Q55 - Vital Signs At a Glance Contract Report for 927848/0001 - December 2018

Name or company name	MR AS TOFT
Contract type name	GDS Contract
Purpose of contract	General
Contract start date	01/04/2006
Contract end date	

18/19 Contracted general activity (UDA)	9,281
Carry forward general activity (UDA)	0
18/19 Contracted orthodontic activity (UOA)	0
Carry forward orthodontic activity (UOA)	0
Baseline contract value	£221,250.01

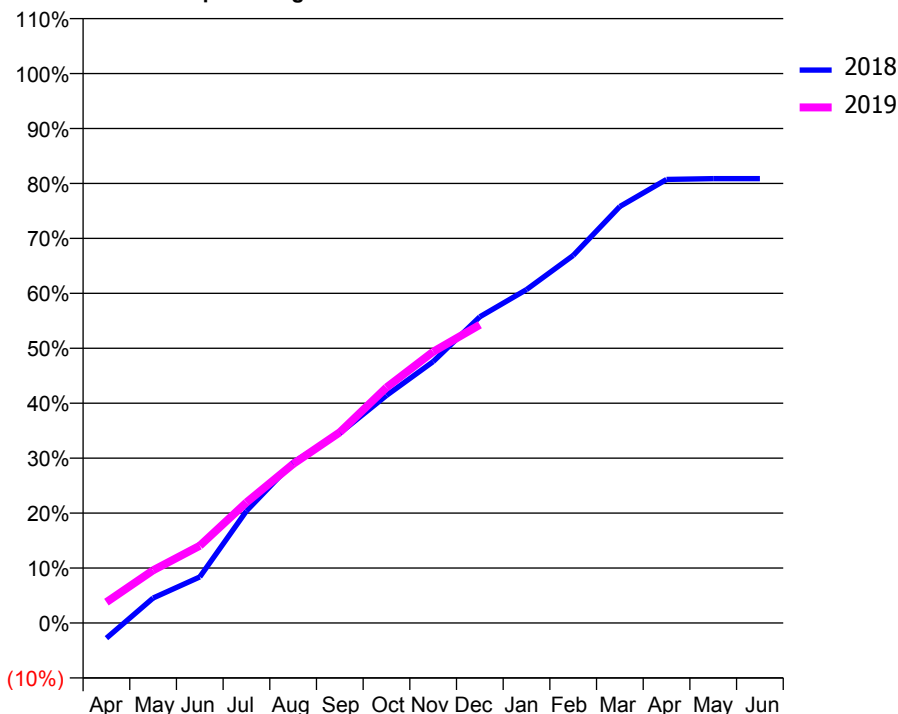
ACCESS*

Patients seen in 24 months	Total	Change since previous quarter
Quarter ending December 2017	3,432	
Quarter ending March 2018	3,457	→
Quarter ending June 2018	3,422	↓
Quarter ending September 2018	3,398	→
Quarter ending December 2018	3,356	↓
Variance since December 2017	(2.2%)	↓



ACTIVITY

Cumulative percentage of contracted UDA delivered 2018 & 2019



Month	Adjusted Scheduled Activity (UDA)	
	2018	2019
April	-258	353
May	423	891
June	779	1,305
July	1,892	2,037
August	2,714	2,685
September	3,207	3,221
October	3,843	3,978
November	4,415	4,582
December	5,173	5,037
January	5,631	
February	6,209	
March	7,034	
April	7,492	
May	7,506	
June	7,506	

QUALITY

	Quantity	Base Number	Contract	AT	Region	England
% of FP17s for the same patient ID Re-attending within 3 months - Children	76	1,035	7.3%	10.1%	11.6%	11.8%
% of FP17s for the same patient ID Re-attending within 3 months - Adults	361	2,570	14.0%	14.0%	15.1%	15.6%
% of FP17s for the same patient ID Re-attending between 3 & 9 months - Children	648	1,035	62.6%	62.0%	59.9%	58.8%
% of FP17s for the same patient ID Re-attending between 3 & 9 months - Adults	1,473	2,570	57.3%	55.1%	52.0%	51.0%
% of FP17s for Band 1 Urgent Courses	120	2,829	4.2%	6.8%	8.0%	9.0%
% of FP17s Relating to Free Repair or Replacements	20	2,829	0.7%	0.8%	0.8%	0.8%
% of FP17s Relating to Continuations	48	2,829	1.7%	1.1%	0.9%	0.9%
% of Patients satisfied with the dentistry they have received	3	3	N/A	92.0%	93.6%	93.2%
% of Patients satisfied with the time they had to wait for an appointment	2	3	N/A	87.2%	88.6%	88.3%

* This is based on patients treated on this contract for their most recent course of treatment. Figures in italics indicate the base number of FP17s or Patient Questionnaire responses are less than 100. N/A is shown where the base number of responses is less than 10 during the period. % is calculated as Quantity/Base number*100

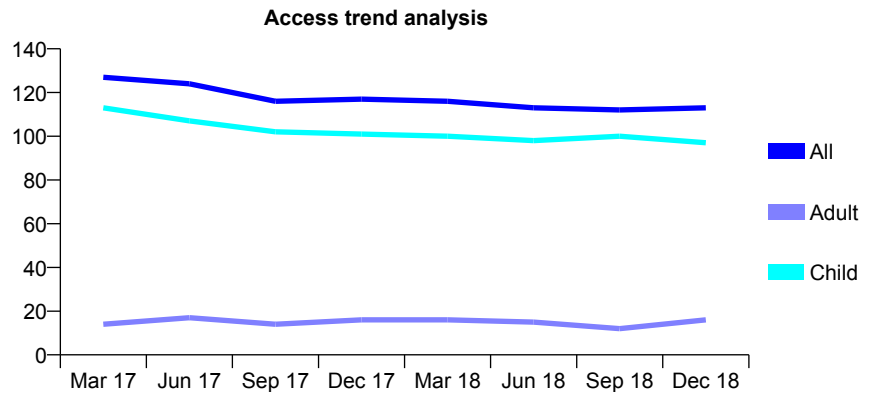
Q55 - Vital Signs At a Glance Contract Report for 927864/0001 - December 2018

Name or company name	MISS T RAJAH
Contract type name	GDS Contract
Purpose of contract	General
Contract start date	01/06/2010
Contract end date	

18/19 Contracted general activity (UDA)	283
Carry forward general activity (UDA)	0
18/19 Contracted orthodontic activity (UOA)	0
Carry forward orthodontic activity (UOA)	0
Baseline contract value	£8,835.03

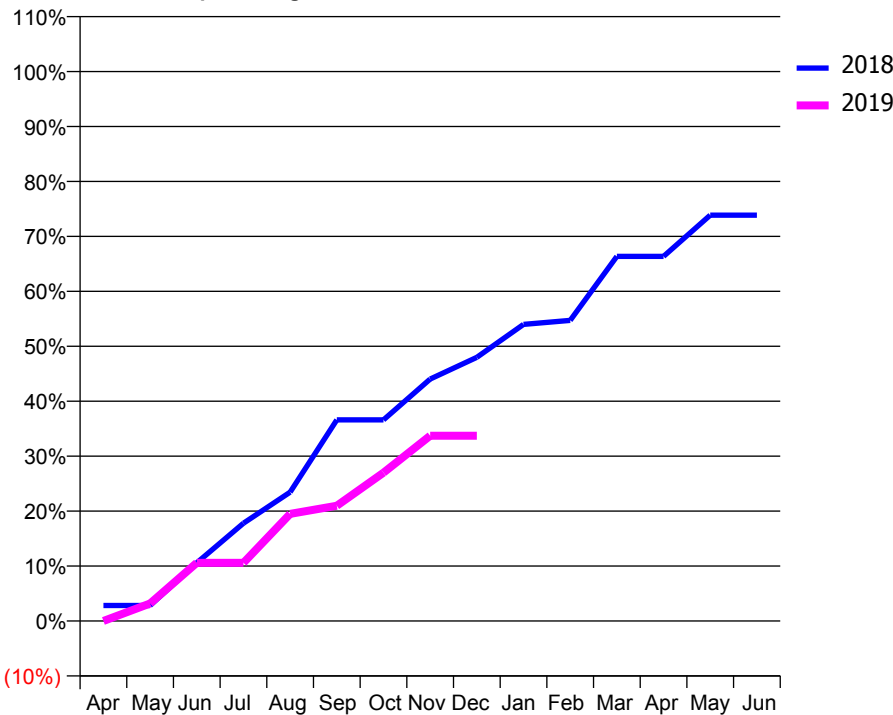
ACCESS*

Patients seen in 24 months	Total	Change since previous quarter
Quarter ending December 2017	117	
Quarter ending March 2018	116	→
Quarter ending June 2018	113	↓
Quarter ending September 2018	112	→
Quarter ending December 2018	113	→
Variance since December 2017	(3.4%)	↓



ACTIVITY

Cumulative percentage of contracted UDA delivered 2018 & 2019



Month	Adjusted Scheduled Activity (UDA)	
	2018	2019
April	8	0
May	8	9
June	30	30
July	50	30
August	66	55
September	104	59
October	104	76
November	125	95
December	136	95
January	153	
February	155	
March	188	
April	188	
May	209	
June	209	

QUALITY

	Quantity	Base Number	Contract	AT	Region	England
% of FP17s for the same patient ID Re-attending within 3 months - Children	5	99	5.1%	10.1%	11.6%	11.8%
% of FP17s for the same patient ID Re-attending within 3 months - Adults	0	5	0.0%	14.0%	15.1%	15.6%
% of FP17s for the same patient ID Re-attending between 3 & 9 months - Children	67	99	67.7%	62.0%	59.9%	58.8%
% of FP17s for the same patient ID Re-attending between 3 & 9 months - Adults	4	5	80.0%	55.1%	52.0%	51.0%
% of FP17s for Band 1 Urgent Courses	3	86	3.5%	6.8%	8.0%	9.0%
% of FP17s Relating to Free Repair or Replacements	0	86	0.0%	0.8%	0.8%	0.8%
% of FP17s Relating to Continuations	0	86	0.0%	1.1%	0.9%	0.9%
% of Patients satisfied with the dentistry they have received	0	0	N/A	92.0%	93.6%	93.2%
% of Patients satisfied with the time they had to wait for an appointment	0	0	N/A	87.2%	88.6%	88.3%

* This is based on patients treated on this contract for their most recent course of treatment. Figures in italics indicate the base number of FP17s or Patient Questionnaire responses are less than 100. N/A is shown where the base number of responses is less than 10 during the period. % is calculated as Quantity/Base number*100

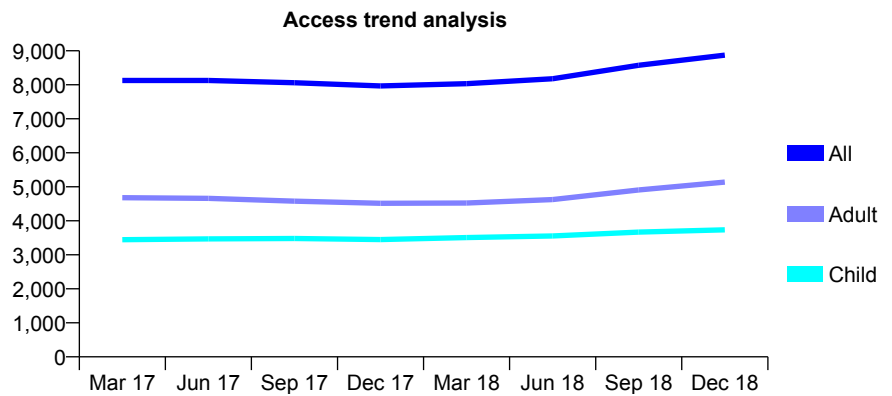
Q55 - Vital Signs At a Glance Contract Report for 931136/0001 - December 2018

Name or company name	MR TJ MALHI
Contract type name	GDS Contract
Purpose of contract	General and Orthodontic
Contract start date	01/04/2006
Contract end date	

18/19 Contracted general activity (UDA)	35,031
Carry forward general activity (UDA)	58
18/19 Contracted orthodontic activity (UOA)	101
Carry forward orthodontic activity (UOA)	-2
Baseline contract value	£880,244.60

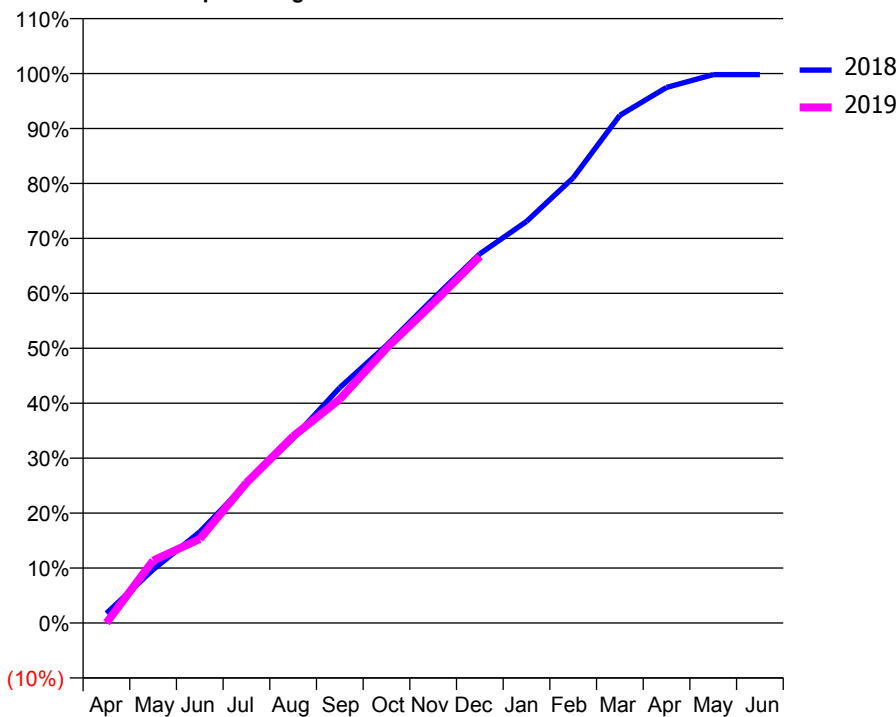
ACCESS*

Patients seen in 24 months	Total	Change since previous quarter
Quarter ending December 2017	7,966	
Quarter ending March 2018	8,032	→
Quarter ending June 2018	8,180	→
Quarter ending September 2018	8,574	↑
Quarter ending December 2018	8,873	↑
Variance since December 2017	11.4%	↑



ACTIVITY

Cumulative percentage of contracted UDA delivered 2018 & 2019



Month	Adjusted Scheduled Activity (UDA)	
	2018	2019
April	490	16
May	2,727	3,980
June	4,652	5,359
July	7,109	8,942
August	9,427	11,909
September	12,007	14,270
October	14,169	17,526
November	16,543	20,389
December	18,835	23,373
January	20,482	
February	22,709	
March	25,899	
April	27,324	
May	27,972	
June	27,973	

QUALITY

	Quantity	Base Number	Contract	AT	Region	England
% of FP17s for the same patient ID Re-attending within 3 months - Children	373	5,391	6.9%	10.1%	11.6%	11.8%
% of FP17s for the same patient ID Re-attending within 3 months - Adults	928	6,428	14.4%	14.0%	15.1%	15.6%
% of FP17s for the same patient ID Re-attending between 3 & 9 months - Children	3,641	5,391	67.5%	62.0%	59.9%	58.8%
% of FP17s for the same patient ID Re-attending between 3 & 9 months - Adults	3,173	6,428	49.4%	55.1%	52.0%	51.0%
% of FP17s for Band 1 Urgent Courses	1,012	10,605	9.5%	6.8%	8.0%	9.0%
% of FP17s Relating to Free Repair or Replacements	20	10,605	0.2%	0.8%	0.8%	0.8%
% of FP17s Relating to Continuations	24	10,605	0.2%	1.1%	0.9%	0.9%
% of Patients satisfied with the dentistry they have received	6	6	N/A	92.0%	93.6%	93.2%
% of Patients satisfied with the time they had to wait for an appointment	5	6	N/A	87.2%	88.6%	88.3%

* This is based on patients treated on this contract for their most recent course of treatment. Figures in italics indicate the base number of FP17s or Patient Questionnaire responses are less than 100. N/A is shown where the base number of responses is less than 10 during the period. % is calculated as Quantity/Base number*100

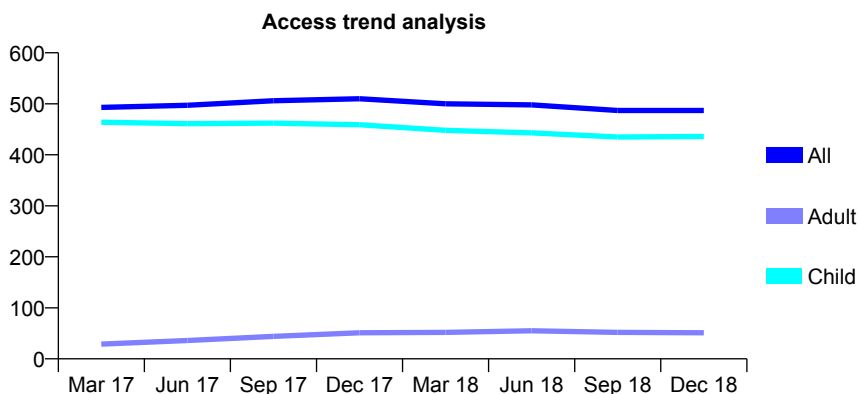
Q55 - Vital Signs At a Glance Contract Report for 939560/0001 - December 2018

Name or company name	MR DJ ALLEN
Contract type name	GDS Contract
Purpose of contract	General
Contract start date	01/11/2015
Contract end date	

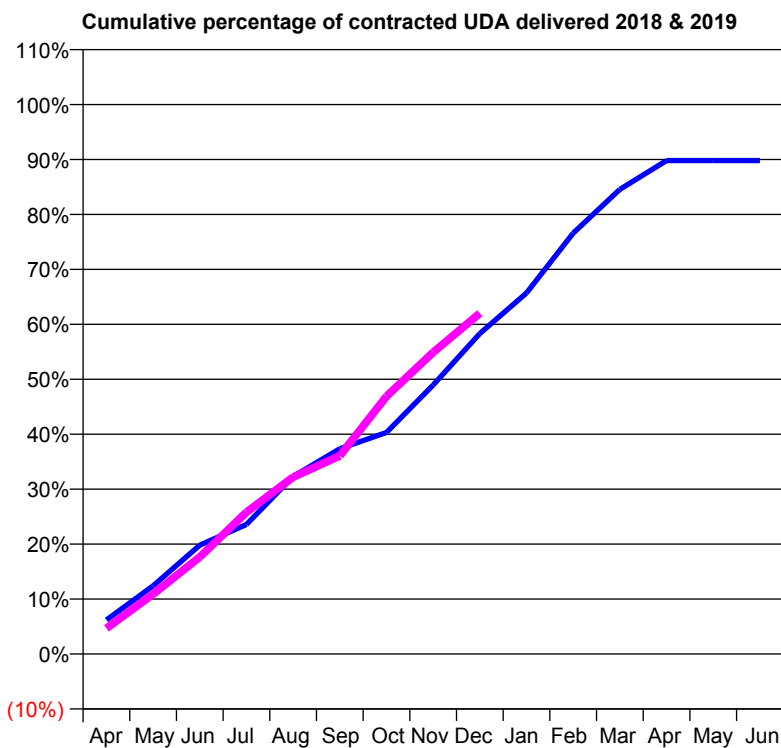
18/19 Contracted general activity (UDA)	1,112
Carry forward general activity (UDA)	0
18/19 Contracted orthodontic activity (UOA)	0
Carry forward orthodontic activity (UOA)	0
Baseline contract value	£27,669.48

ACCESS*

Patients seen in 24 months	Total	Change since previous quarter
Quarter ending December 2017	510	
Quarter ending March 2018	500	↓
Quarter ending June 2018	498	→
Quarter ending September 2018	487	↓
Quarter ending December 2018	487	→
Variance since December 2017	(4.5%)	↓



ACTIVITY



Month	Adjusted Scheduled Activity (UDA)	
	2018	2019
April	69	52
May	138	121
June	220	196
July	262	287
August	359	358
September	415	401
October	448	521
November	544	610
December	649	690
January	731	
February	852	
March	940	
April	999	
May	999	
June	999	

QUALITY

	Quantity	Base Number	Contract	AT	Region	England
% of FP17s for the same patient ID Re-attending within 3 months - Children	26	560	4.6%	10.1%	11.6%	11.8%
% of FP17s for the same patient ID Re-attending within 3 months - Adults	0	0	N/A	14.0%	15.1%	15.6%
% of FP17s for the same patient ID Re-attending between 3 & 9 months - Children	435	560	77.7%	62.0%	59.9%	58.8%
% of FP17s for the same patient ID Re-attending between 3 & 9 months - Adults	0	0	N/A	55.1%	52.0%	51.0%
% of FP17s for Band 1 Urgent Courses	8	528	1.5%	6.8%	8.0%	9.0%
% of FP17s Relating to Free Repair or Replacements	0	528	0.0%	0.8%	0.8%	0.8%
% of FP17s Relating to Continuations	5	528	0.9%	1.1%	0.9%	0.9%
% of Patients satisfied with the dentistry they have received	0	0	N/A	92.0%	93.6%	93.2%
% of Patients satisfied with the time they had to wait for an appointment	0	0	N/A	87.2%	88.6%	88.3%

* This is based on patients treated on this contract for their most recent course of treatment. Figures in italics indicate the base number of FP17s or Patient Questionnaire responses are less than 100. N/A is shown where the base number of responses is less than 10 during the period. % is calculated as Quantity/Base number*100

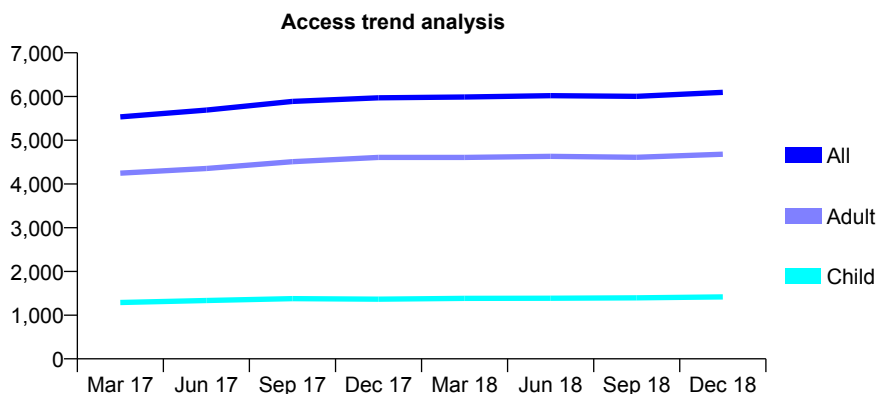
Q55 - Vital Signs At a Glance Contract Report for 939692/0001 - December 2018

Name or company name	MISS N FARZANFAR
Contract type name	GDS Contract
Purpose of contract	General
Contract start date	01/04/2006
Contract end date	

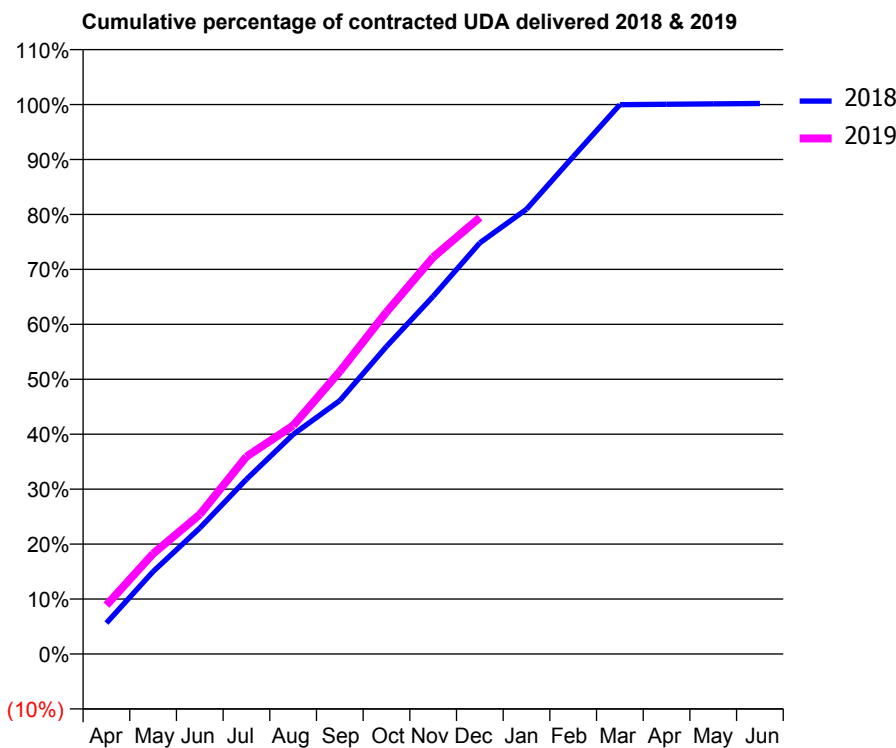
18/19 Contracted general activity (UDA)	20,000
Carry forward general activity (UDA)	0
18/19 Contracted orthodontic activity (UOA)	0
Carry forward orthodontic activity (UOA)	0
Baseline contract value	£543,120.75

ACCESS*

Patients seen in 24 months	Total	Change since previous quarter
Quarter ending December 2017	5,972	
Quarter ending March 2018	5,990	→
Quarter ending June 2018	6,020	→
Quarter ending September 2018	6,005	→
Quarter ending December 2018	6,097	→
Variance since December 2017	2.1%	↑



ACTIVITY



Month	Adjusted Scheduled Activity (UDA)	
	2018	2019
April	1,127	1,781
May	3,001	3,651
June	4,586	5,080
July	6,362	7,186
August	7,992	8,316
September	9,222	10,281
October	11,194	12,444
November	13,021	14,439
December	14,966	15,885
January	16,190	
February	18,101	
March	19,995	
April	20,010	
May	20,024	
June	20,037	

QUALITY

	Quantity	Base Number	Contract	AT	Region	England
% of FP17s for the same patient ID Re-attending within 3 months - Children	183	1,851	9.9%	10.1%	11.6%	11.8%
% of FP17s for the same patient ID Re-attending within 3 months - Adults	950	5,521	17.2%	14.0%	15.1%	15.6%
% of FP17s for the same patient ID Re-attending between 3 & 9 months - Children	1,232	1,851	66.6%	62.0%	59.9%	58.8%
% of FP17s for the same patient ID Re-attending between 3 & 9 months - Adults	2,786	5,521	50.5%	55.1%	52.0%	51.0%
% of FP17s for Band 1 Urgent Courses	712	7,347	9.7%	6.8%	8.0%	9.0%
% of FP17s Relating to Free Repair or Replacements	38	7,347	0.5%	0.8%	0.8%	0.8%
% of FP17s Relating to Continuations	51	7,347	0.7%	1.1%	0.9%	0.9%
% of Patients satisfied with the dentistry they have received	2	3	N/A	92.0%	93.6%	93.2%
% of Patients satisfied with the time they had to wait for an appointment	2	3	N/A	87.2%	88.6%	88.3%

* This is based on patients treated on this contract for their most recent course of treatment. Figures in italics indicate the base number of FP17s or Patient Questionnaire responses are less than 100. N/A is shown where the base number of responses is less than 10 during the period. % is calculated as Quantity/Base number*100

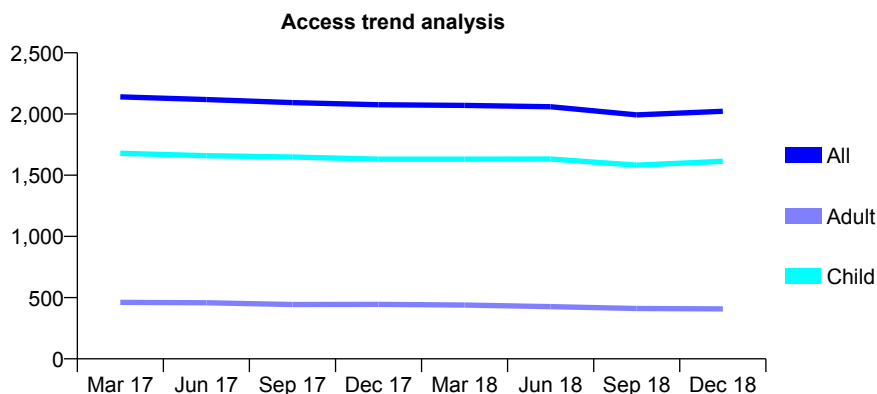
Q55 - Vital Signs At a Glance Contract Report for 942391/0001 - December 2018

Name or company name	MR A MAHMOOD
Contract type name	GDS Contract
Purpose of contract	General
Contract start date	20/08/2014
Contract end date	

18/19 Contracted general activity (UDA)	5,071
Carry forward general activity (UDA)	-101
18/19 Contracted orthodontic activity (UOA)	0
Carry forward orthodontic activity (UOA)	0
Baseline contract value	£120,090.72

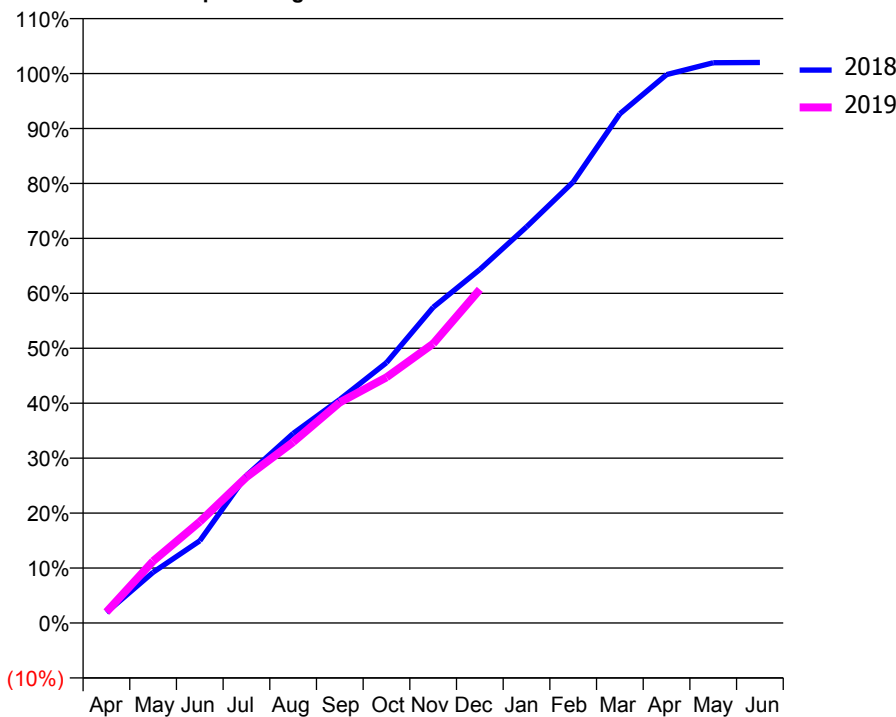
ACCESS*

Patients seen in 24 months	Total	Change since previous quarter
Quarter ending December 2017	2,076	
Quarter ending March 2018	2,070	→
Quarter ending June 2018	2,059	→
Quarter ending September 2018	1,993	↓
Quarter ending December 2018	2,022	→
Variance since December 2017	(2.6%)	↓



ACTIVITY

Cumulative percentage of contracted UDA delivered 2018 & 2019



Month	Adjusted Scheduled Activity (UDA)	
	2018	2019
April	98	101
May	468	571
June	758	934
July	1,361	1,347
August	1,749	1,669
September	2,063	2,037
October	2,403	2,268
November	2,914	2,578
December	3,262	3,078
January	3,655	
February	4,070	
March	4,699	
April	5,060	
May	5,170	
June	5,173	

QUALITY

	Quantity	Base Number	Contract	AT	Region	England
% of FP17s for the same patient ID Re-attending within 3 months - Children	146	1,693	8.6%	10.1%	11.6%	11.8%
% of FP17s for the same patient ID Re-attending within 3 months - Adults	27	280	9.6%	14.0%	15.1%	15.6%
% of FP17s for the same patient ID Re-attending between 3 & 9 months - Children	983	1,693	58.1%	62.0%	59.9%	58.8%
% of FP17s for the same patient ID Re-attending between 3 & 9 months - Adults	123	280	43.9%	55.1%	52.0%	51.0%
% of FP17s for Band 1 Urgent Courses	73	1,766	4.1%	6.8%	8.0%	9.0%
% of FP17s Relating to Free Repair or Replacements	4	1,766	0.2%	0.8%	0.8%	0.8%
% of FP17s Relating to Continuations	0	1,766	0.0%	1.1%	0.9%	0.9%
% of Patients satisfied with the dentistry they have received	1	1	N/A	92.0%	93.6%	93.2%
% of Patients satisfied with the time they had to wait for an appointment	1	1	N/A	87.2%	88.6%	88.3%

* This is based on patients treated on this contract for their most recent course of treatment. Figures in italics indicate the base number of FP17s or Patient Questionnaire responses are less than 100. N/A is shown where the base number of responses is less than 10 during the period. % is calculated as Quantity/Base number*100

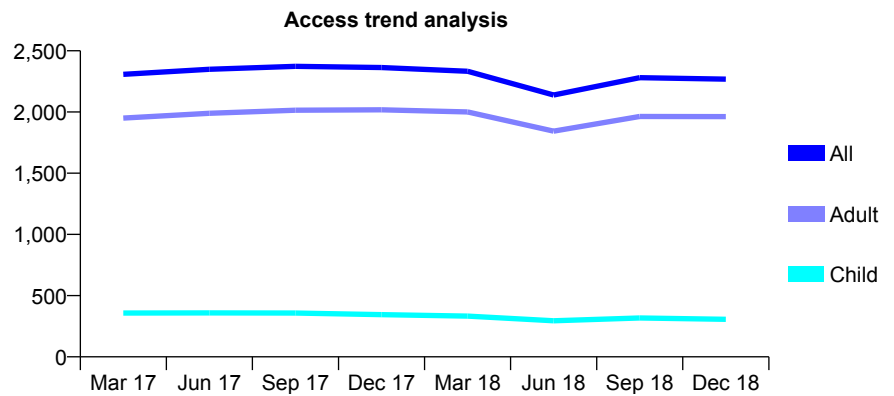
Q55 - Vital Signs At a Glance Contract Report for 944785/0003 - December 2018

Name or company name	F Arias Canadas & MJ OGrady
Contract type name	GDS Contract
Purpose of contract	General
Contract start date	01/09/2015
Contract end date	

18/19 Contracted general activity (UDA)	7,739
Carry forward general activity (UDA)	0
18/19 Contracted orthodontic activity (UOA)	0
Carry forward orthodontic activity (UOA)	0
Baseline contract value	£191,657.25

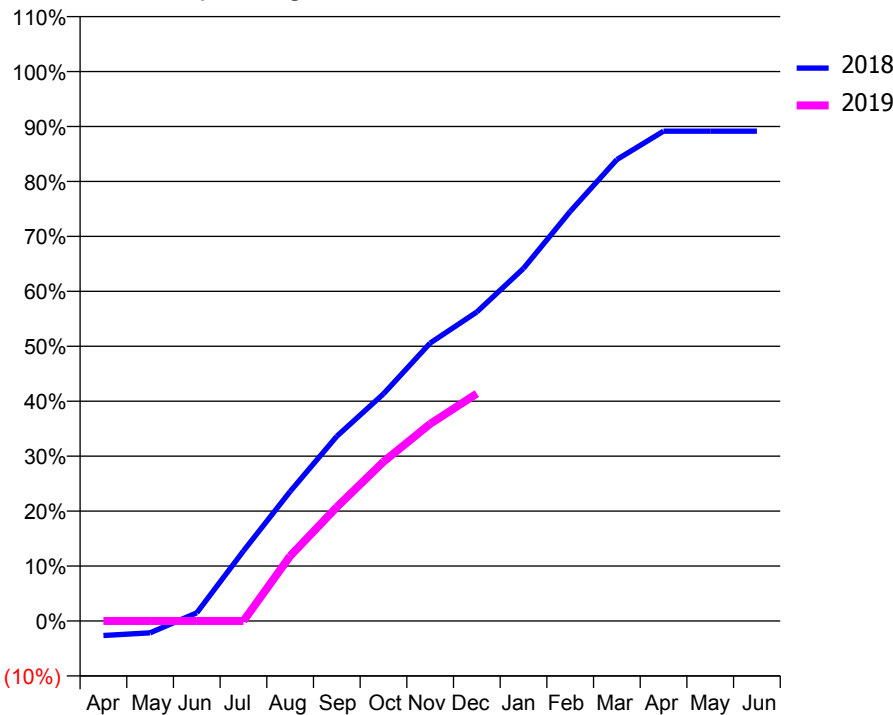
ACCESS*

Patients seen in 24 months	Total	Change since previous quarter
Quarter ending December 2017	2,363	
Quarter ending March 2018	2,333	↓
Quarter ending June 2018	2,139	↓
Quarter ending September 2018	2,281	↑
Quarter ending December 2018	2,269	→
Variance since December 2017	(4.0%)	↓



ACTIVITY

Cumulative percentage of contracted UDA delivered 2018 & 2019



Adjusted Scheduled Activity (UDA)		
Month	2018	2019
April	-206	0
May	-169	0
June	115	0
July	986	0
August	1,825	916
September	2,602	1,604
October	3,200	2,244
November	3,914	2,777
December	4,353	3,204
January	4,966	
February	5,768	
March	6,499	
April	6,900	
May	6,900	
June	6,900	

QUALITY

	Quantity	Base Number	Contract	AT	Region	England
% of FP17s for the same patient ID Re-attending within 3 months - Children	35	383	9.1%	10.1%	11.6%	11.8%
% of FP17s for the same patient ID Re-attending within 3 months - Adults	98	1,665	5.9%	14.0%	15.1%	15.6%
% of FP17s for the same patient ID Re-attending between 3 & 9 months - Children	229	383	59.8%	62.0%	59.9%	58.8%
% of FP17s for the same patient ID Re-attending between 3 & 9 months - Adults	856	1,665	51.4%	55.1%	52.0%	51.0%
% of FP17s for Band 1 Urgent Courses	49	1,889	2.6%	6.8%	8.0%	9.0%
% of FP17s Relating to Free Repair or Replacements	1	1,889	0.1%	0.8%	0.8%	0.8%
% of FP17s Relating to Continuations	31	1,889	1.6%	1.1%	0.9%	0.9%
% of Patients satisfied with the dentistry they have received	4	5	N/A	92.0%	93.6%	93.2%
% of Patients satisfied with the time they had to wait for an appointment	5	5	N/A	87.2%	88.6%	88.3%

* This is based on patients treated on this contract for their most recent course of treatment. Figures in italics indicate the base number of FP17s or Patient Questionnaire responses are less than 100. N/A is shown where the base number of responses is less than 10 during the period. % is calculated as Quantity/Base number*100

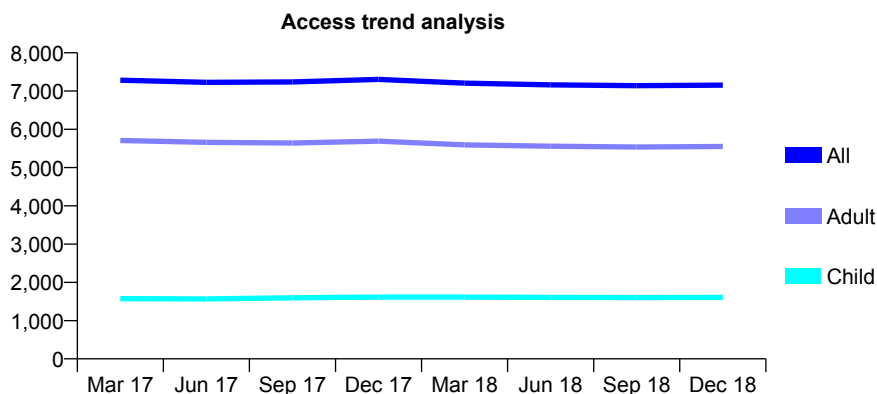
Q55 - Vital Signs At a Glance Contract Report for 946222/0001 - December 2018

Name or company name	Tamworth Dental Surgery
Contract type name	GDS Contract
Purpose of contract	General
Contract start date	01/04/2006
Contract end date	

18/19 Contracted general activity (UDA)	22,590
Carry forward general activity (UDA)	0
18/19 Contracted orthodontic activity (UOA)	0
Carry forward orthodontic activity (UOA)	0
Baseline contract value	£536,468.27

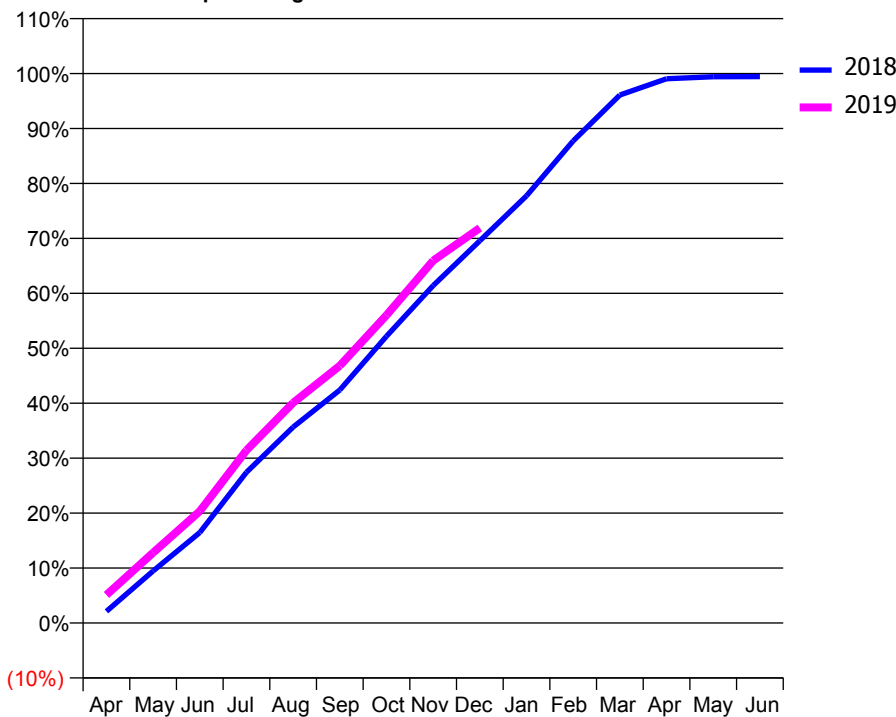
ACCESS*

Patients seen in 24 months	Total	Change since previous quarter
Quarter ending December 2017	7,305	
Quarter ending March 2018	7,207	↓
Quarter ending June 2018	7,162	→
Quarter ending September 2018	7,139	→
Quarter ending December 2018	7,156	→
Variance since December 2017	(2.0%)	↓



ACTIVITY

Cumulative percentage of contracted UDA delivered 2018 & 2019



Month	Adjusted Scheduled Activity (UDA)	
	2018	2019
April	482	1,152
May	2,143	2,892
June	3,719	4,595
July	6,197	7,102
August	8,055	9,052
September	9,582	10,575
October	11,789	12,656
November	13,872	14,895
December	15,715	16,242
January	17,562	
February	19,821	
March	21,704	
April	22,375	
May	22,458	
June	22,462	

QUALITY

	Quantity	Base Number	Contract	AT	Region	England
% of FP17s for the same patient ID Re-attending within 3 months - Children	78	1,712	4.6%	10.1%	11.6%	11.8%
% of FP17s for the same patient ID Re-attending within 3 months - Adults	562	6,138	9.2%	14.0%	15.1%	15.6%
% of FP17s for the same patient ID Re-attending between 3 & 9 months - Children	1,132	1,712	66.1%	62.0%	59.9%	58.8%
% of FP17s for the same patient ID Re-attending between 3 & 9 months - Adults	4,067	6,138	66.3%	55.1%	52.0%	51.0%
% of FP17s for Band 1 Urgent Courses	237	7,444	3.2%	6.8%	8.0%	9.0%
% of FP17s Relating to Free Repair or Replacements	56	7,444	0.8%	0.8%	0.8%	0.8%
% of FP17s Relating to Continuations	44	7,444	0.6%	1.1%	0.9%	0.9%
% of Patients satisfied with the dentistry they have received	4	4	N/A	92.0%	93.6%	93.2%
% of Patients satisfied with the time they had to wait for an appointment	4	4	N/A	87.2%	88.6%	88.3%

* This is based on patients treated on this contract for their most recent course of treatment. Figures in italics indicate the base number of FP17s or Patient Questionnaire responses are less than 100. N/A is shown where the base number of responses is less than 10 during the period. % is calculated as Quantity/Base number*100

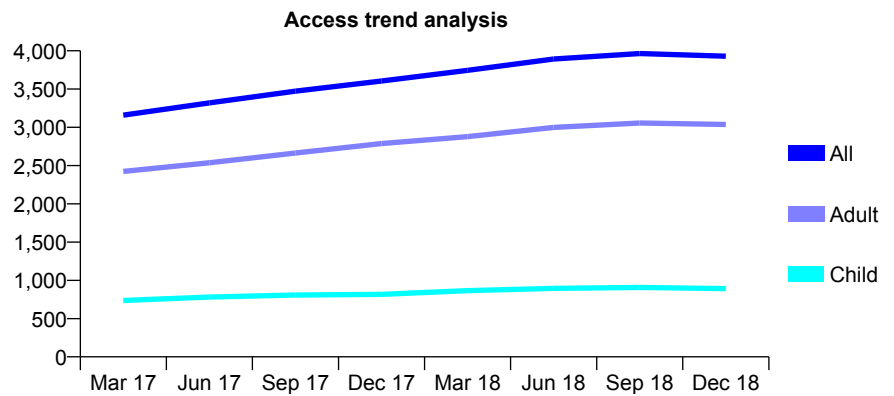
Q55 - Vital Signs At a Glance Contract Report for 950432/0001 - December 2018

Name or company name	MR N NAMIN
Contract type name	GDS Contract
Purpose of contract	General
Contract start date	01/01/2007
Contract end date	

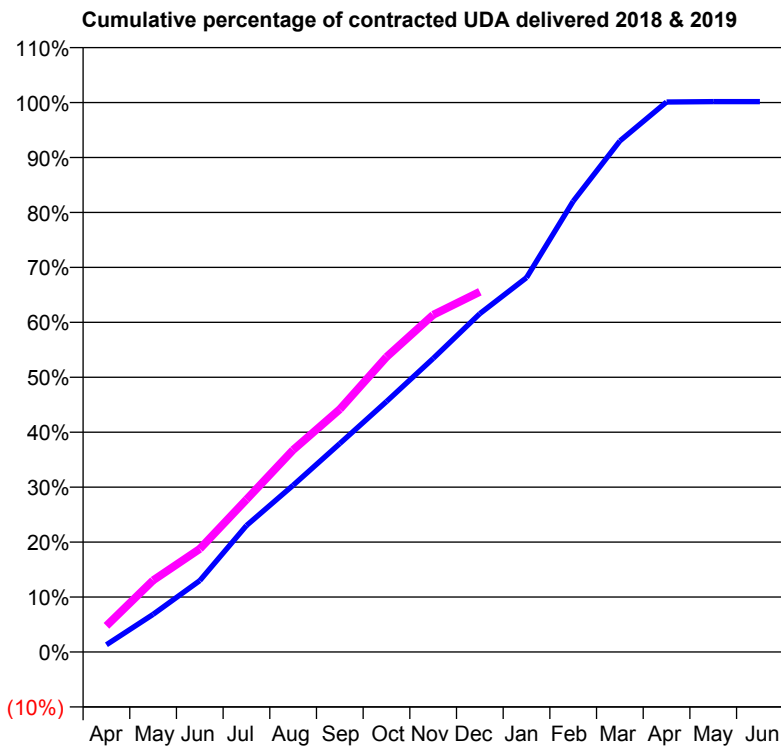
18/19 Contracted general activity (UDA)	16,876
Carry forward general activity (UDA)	-28
18/19 Contracted orthodontic activity (UOA)	0
Carry forward orthodontic activity (UOA)	0
Baseline contract value	£427,641.23

ACCESS*

Patients seen in 24 months	Total	Change since previous quarter
Quarter ending December 2017	3,605	
Quarter ending March 2018	3,744	↑
Quarter ending June 2018	3,893	↑
Quarter ending September 2018	3,964	→
Quarter ending December 2018	3,929	→
Variance since December 2017	9.0%	↑



ACTIVITY



Month	Adjusted Scheduled Activity (UDA)	
	2018	2019
April	223	805
May	1,159	2,203
June	2,193	3,168
July	3,882	4,684
August	5,122	6,206
September	6,404	7,457
October	7,691	9,061
November	9,014	10,357
December	10,394	11,065
January	11,497	
February	13,842	
March	15,696	
April	16,893	
May	16,904	
June	16,904	

QUALITY

	Quantity	Base Number	Contract	AT	Region	England
% of FP17s for the same patient ID Re-attending within 3 months - Children	97	1,243	7.8%	10.1%	11.6%	11.8%
% of FP17s for the same patient ID Re-attending within 3 months - Adults	614	3,876	15.8%	14.0%	15.1%	15.6%
% of FP17s for the same patient ID Re-attending between 3 & 9 months - Children	882	1,243	71.0%	62.0%	59.9%	58.8%
% of FP17s for the same patient ID Re-attending between 3 & 9 months - Adults	2,464	3,876	63.6%	55.1%	52.0%	51.0%
% of FP17s for Band 1 Urgent Courses	664	4,768	13.9%	6.8%	8.0%	9.0%
% of FP17s Relating to Free Repair or Replacements	18	4,768	0.4%	0.8%	0.8%	0.8%
% of FP17s Relating to Continuations	47	4,768	1.0%	1.1%	0.9%	0.9%
% of Patients satisfied with the dentistry they have received	14	14	100.0%	92.0%	93.6%	93.2%
% of Patients satisfied with the time they had to wait for an appointment	13	14	92.9%	87.2%	88.6%	88.3%

* This is based on patients treated on this contract for their most recent course of treatment. Figures in italics indicate the base number of FP17s or Patient Questionnaire responses are less than 100. N/A is shown where the base number of responses is less than 10 during the period. % is calculated as Quantity/Base number*100

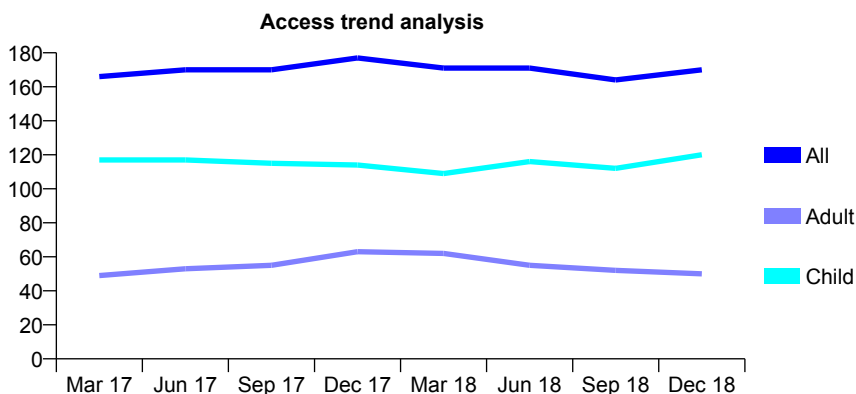
Q55 - Vital Signs At a Glance Contract Report for 959901/0001 - December 2018

Name or company name	Peak Smiles Studio Partnership
Contract type name	GDS Contract
Purpose of contract	General and Orthodontic
Contract start date	01/04/2006
Contract end date	

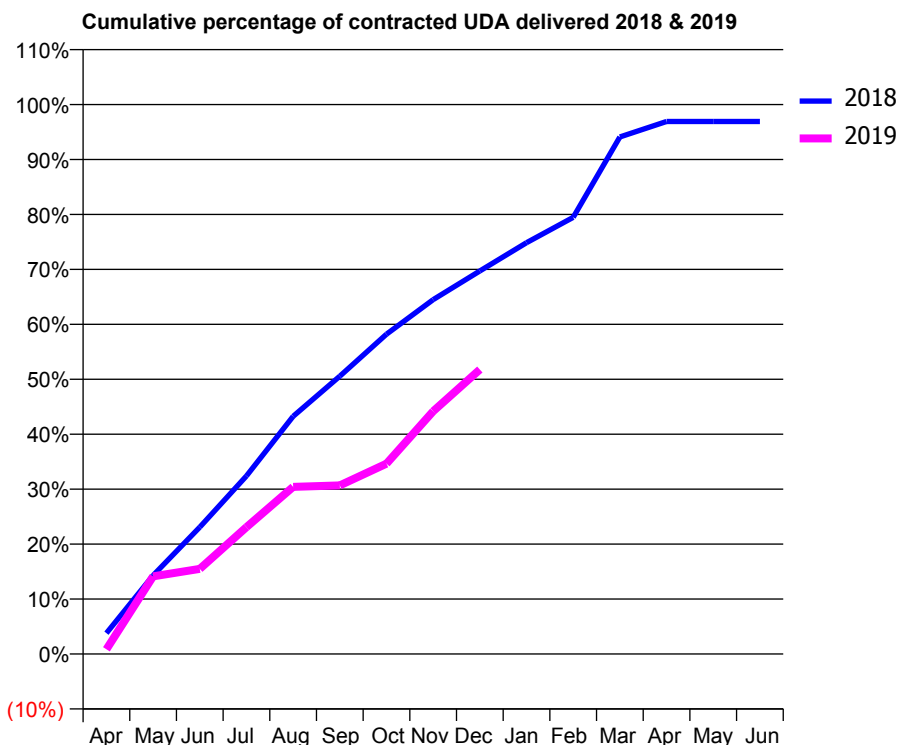
18/19 Contracted general activity (UDA)	369
Carry forward general activity (UDA)	11
18/19 Contracted orthodontic activity (UOA)	3,233
Carry forward orthodontic activity (UOA)	26
Baseline contract value	£234,927.95

ACCESS*

Patients seen in 24 months	Total	Change since previous quarter
Quarter ending December 2017	177	
Quarter ending March 2018	171	↓
Quarter ending June 2018	171	→
Quarter ending September 2018	164	↓
Quarter ending December 2018	170	↑
Variance since December 2017	(4.0%)	↓



ACTIVITY



Month	Adjusted Scheduled Activity (UDA)	
	2018	2019
April	14	3
May	53	52
June	85	57
July	120	85
August	160	112
September	187	113
October	215	128
November	238	163
December	257	191
January	276	
February	293	
March	347	
April	358	
May	358	
June	358	

QUALITY

	Quantity	Base Number	Contract	AT	Region	England
% of FP17s for the same patient ID Re-attending within 3 months - Children	18	224	8.0%	10.1%	11.6%	11.8%
% of FP17s for the same patient ID Re-attending within 3 months - Adults	2	23	8.7%	14.0%	15.1%	15.6%
% of FP17s for the same patient ID Re-attending between 3 & 9 months - Children	48	224	21.4%	62.0%	59.9%	58.8%
% of FP17s for the same patient ID Re-attending between 3 & 9 months - Adults	11	23	47.8%	55.1%	52.0%	51.0%
% of FP17s for Band 1 Urgent Courses	5	108	4.6%	6.8%	8.0%	9.0%
% of FP17s Relating to Free Repair or Replacements	0	108	0.0%	0.8%	0.8%	0.8%
% of FP17s Relating to Continuations	1	108	0.9%	1.1%	0.9%	0.9%
% of Patients satisfied with the dentistry they have received	0	0	N/A	92.0%	93.6%	93.2%
% of Patients satisfied with the time they had to wait for an appointment	0	0	N/A	87.2%	88.6%	88.3%

* This is based on patients treated on this contract for their most recent course of treatment. Figures in italics indicate the base number of FP17s or Patient Questionnaire responses are less than 100. N/A is shown where the base number of responses is less than 10 during the period. % is calculated as Quantity/Base number*100

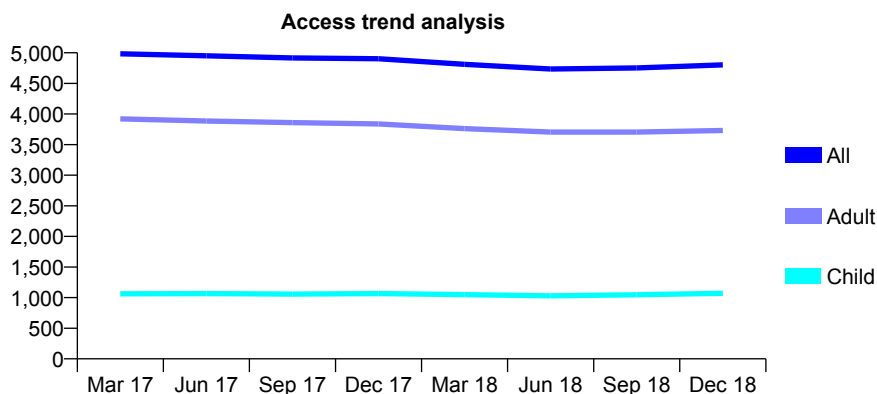
Q55 - Vital Signs At a Glance Contract Report for 960764/0002 - December 2018

Name or company name	MR SS CHITA
Contract type name	GDS Contract
Purpose of contract	General
Contract start date	05/01/2009
Contract end date	

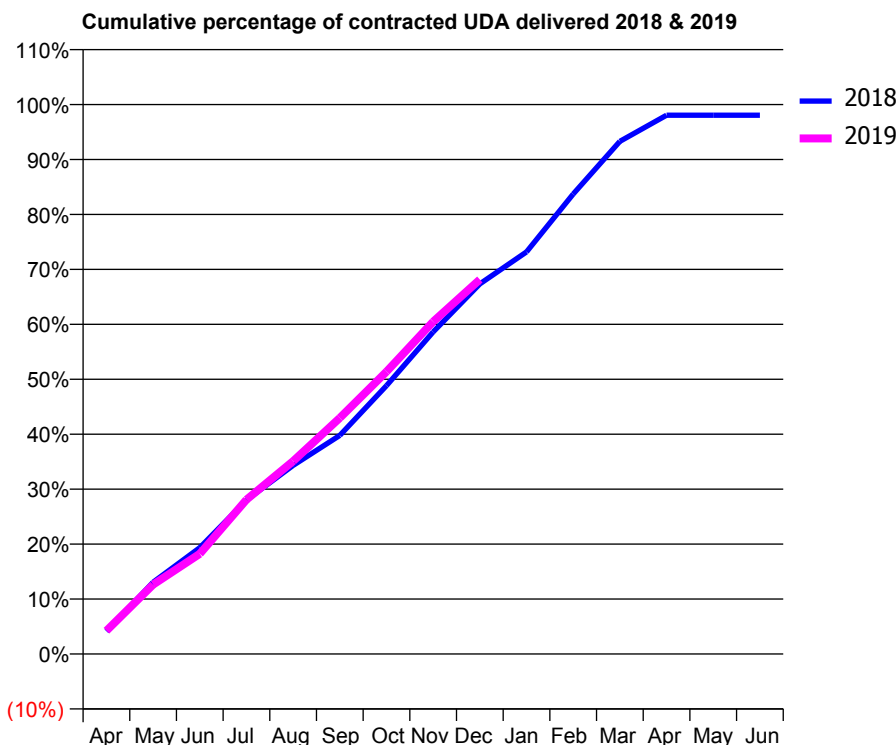
18/19 Contracted general activity (UDA)	13,780
Carry forward general activity (UDA)	0
18/19 Contracted orthodontic activity (UOA)	0
Carry forward orthodontic activity (UOA)	0
Baseline contract value	£338,789.48

ACCESS*

Patients seen in 24 months	Total	Change since previous quarter
Quarter ending December 2017	4,904	
Quarter ending March 2018	4,812	↓
Quarter ending June 2018	4,735	↓
Quarter ending September 2018	4,752	→
Quarter ending December 2018	4,802	→
Variance since December 2017	(2.1%)	↓



ACTIVITY



Month	Adjusted Scheduled Activity (UDA)	
	2018	2019
April	570	585
May	1,800	1,740
June	2,668	2,511
July	3,862	3,871
August	4,732	4,838
September	5,482	5,921
October	6,730	7,080
November	8,077	8,335
December	9,281	9,392
January	10,083	
February	11,537	
March	12,857	
April	13,512	
May	13,512	
June	13,512	

QUALITY

	Quantity	Base Number	Contract	AT	Region	England
% of FP17s for the same patient ID Re-attending within 3 months - Children	80	1,269	6.3%	10.1%	11.6%	11.8%
% of FP17s for the same patient ID Re-attending within 3 months - Adults	644	4,635	13.9%	14.0%	15.1%	15.6%
% of FP17s for the same patient ID Re-attending between 3 & 9 months - Children	888	1,269	70.0%	62.0%	59.9%	58.8%
% of FP17s for the same patient ID Re-attending between 3 & 9 months - Adults	2,998	4,635	64.7%	55.1%	52.0%	51.0%
% of FP17s for Band 1 Urgent Courses	339	5,617	6.0%	6.8%	8.0%	9.0%
% of FP17s Relating to Free Repair or Replacements	129	5,617	2.3%	0.8%	0.8%	0.8%
% of FP17s Relating to Continuations	53	5,617	0.9%	1.1%	0.9%	0.9%
% of Patients satisfied with the dentistry they have received	9	9	N/A	92.0%	93.6%	93.2%
% of Patients satisfied with the time they had to wait for an appointment	9	9	N/A	87.2%	88.6%	88.3%

* This is based on patients treated on this contract for their most recent course of treatment. Figures in italics indicate the base number of FP17s or Patient Questionnaire responses are less than 100. N/A is shown where the base number of responses is less than 10 during the period. % is calculated as Quantity/Base number*100

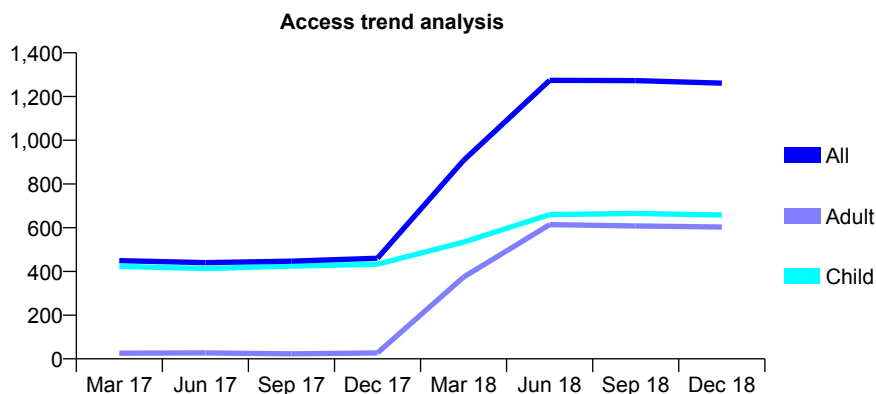
Q55 - Vital Signs At a Glance Contract Report for 964778/0001 - December 2018

Name or company name	MR KS MISSAN
Contract type name	GDS Contract
Purpose of contract	General
Contract start date	01/06/2010
Contract end date	

18/19 Contracted general activity (UDA)	950
Carry forward general activity (UDA)	-19
18/19 Contracted orthodontic activity (UOA)	0
Carry forward orthodontic activity (UOA)	0
Baseline contract value	£23,736.84

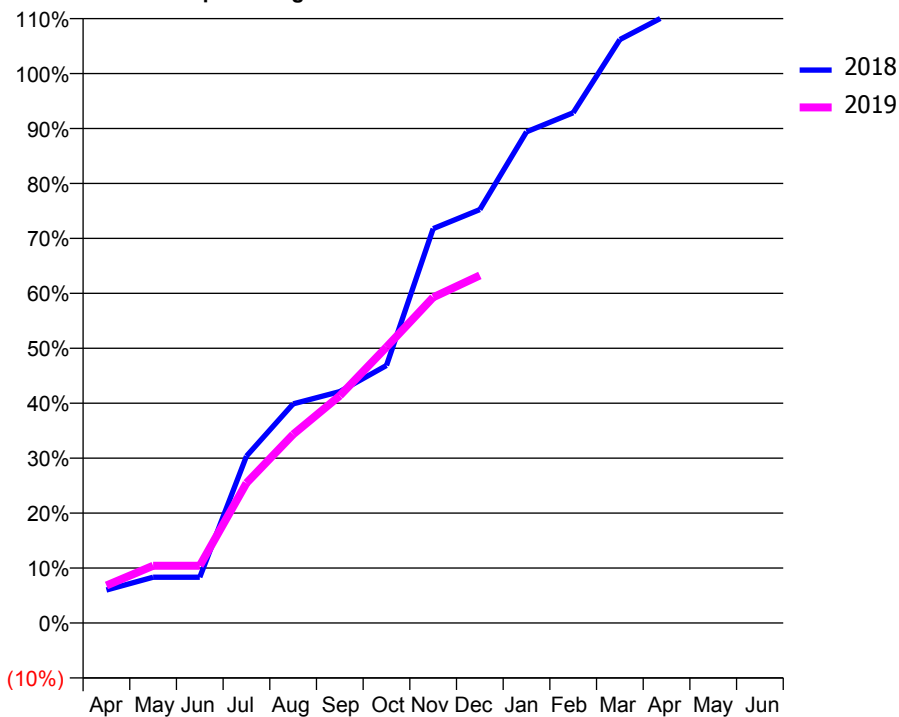
ACCESS*

Patients seen in 24 months	Total	Change since previous quarter
Quarter ending December 2017	460	
Quarter ending March 2018	908	↑
Quarter ending June 2018	1,274	↑
Quarter ending September 2018	1,273	→
Quarter ending December 2018	1,261	→
Variance since December 2017	174.1%	↑



ACTIVITY

Cumulative percentage of contracted UDA delivered 2018 & 2019



Adjusted Scheduled Activity (UDA)		
Month	2018	2019
April	57	65
May	79	99
June	79	99
July	289	242
August	379	326
September	400	393
October	445	477
November	682	563
December	715	601
January	849	
February	882	
March	1,009	
April	1,051	
May	1,051	
June	1,051	

QUALITY

	Quantity	Base Number	Contract	AT	Region	England
% of FP17s for the same patient ID Re-attending within 3 months - Children	21	738	2.8%	10.1%	11.6%	11.8%
% of FP17s for the same patient ID Re-attending within 3 months - Adults	38	490	7.8%	14.0%	15.1%	15.6%
% of FP17s for the same patient ID Re-attending between 3 & 9 months - Children	471	738	63.8%	62.0%	59.9%	58.8%
% of FP17s for the same patient ID Re-attending between 3 & 9 months - Adults	200	490	40.8%	55.1%	52.0%	51.0%
% of FP17s for Band 1 Urgent Courses	0	498	0.0%	6.8%	8.0%	9.0%
% of FP17s Relating to Free Repair or Replacements	0	498	0.0%	0.8%	0.8%	0.8%
% of FP17s Relating to Continuations	0	498	0.0%	1.1%	0.9%	0.9%
% of Patients satisfied with the dentistry they have received	0	0	N/A	92.0%	93.6%	93.2%
% of Patients satisfied with the time they had to wait for an appointment	0	0	N/A	87.2%	88.6%	88.3%

* This is based on patients treated on this contract for their most recent course of treatment. Figures in italics indicate the base number of FP17s or Patient Questionnaire responses are less than 100. N/A is shown where the base number of responses is less than 10 during the period. % is calculated as Quantity/Base number*100

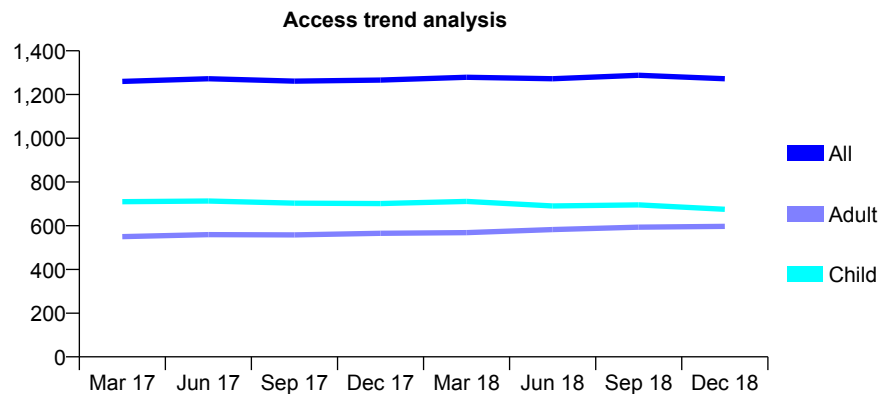
Q55 - Vital Signs At a Glance Contract Report for 993840/0001 - December 2018

Name or company name	MR RB CANTILLON
Contract type name	GDS Contract
Purpose of contract	General
Contract start date	01/04/2006
Contract end date	

18/19 Contracted general activity (UDA)	3,221
Carry forward general activity (UDA)	-26
18/19 Contracted orthodontic activity (UOA)	0
Carry forward orthodontic activity (UOA)	0
Baseline contract value	£74,184.98

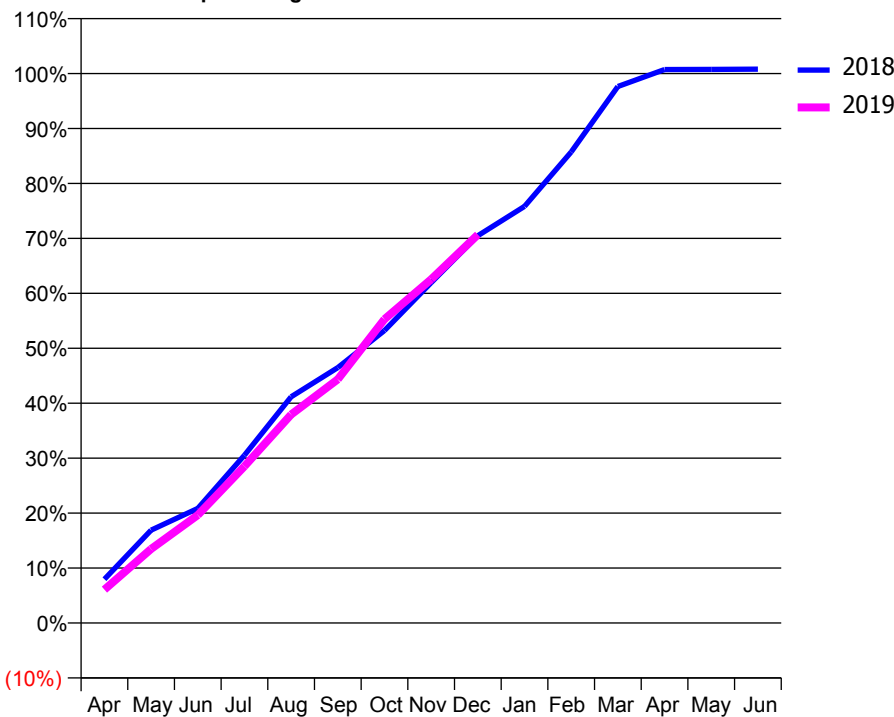
ACCESS*

Patients seen in 24 months	Total	Change since previous quarter
Quarter ending December 2017	1,266	
Quarter ending March 2018	1,279	→
Quarter ending June 2018	1,272	→
Quarter ending September 2018	1,288	→
Quarter ending December 2018	1,272	↓
Variance since December 2017	0.5%	→



ACTIVITY

Cumulative percentage of contracted UDA delivered 2018 & 2019



Month	Adjusted Scheduled Activity (UDA)	
	2018	2019
April	256	196
May	545	434
June	672	633
July	984	919
August	1,326	1,222
September	1,497	1,429
October	1,714	1,781
November	1,995	2,015
December	2,270	2,277
January	2,443	
February	2,761	
March	3,145	
April	3,244	
May	3,245	
June	3,247	

QUALITY

	Quantity	Base Number	Contract	AT	Region	England
% of FP17s for the same patient ID Re-attending within 3 months - Children	59	877	6.7%	10.1%	11.6%	11.8%
% of FP17s for the same patient ID Re-attending within 3 months - Adults	90	633	14.2%	14.0%	15.1%	15.6%
% of FP17s for the same patient ID Re-attending between 3 & 9 months - Children	631	877	71.9%	62.0%	59.9%	58.8%
% of FP17s for the same patient ID Re-attending between 3 & 9 months - Adults	407	633	64.3%	55.1%	52.0%	51.0%
% of FP17s for Band 1 Urgent Courses	58	1,442	4.0%	6.8%	8.0%	9.0%
% of FP17s Relating to Free Repair or Replacements	3	1,442	0.2%	0.8%	0.8%	0.8%
% of FP17s Relating to Continuations	14	1,442	1.0%	1.1%	0.9%	0.9%
% of Patients satisfied with the dentistry they have received	0	0	N/A	92.0%	93.6%	93.2%
% of Patients satisfied with the time they had to wait for an appointment	0	0	N/A	87.2%	88.6%	88.3%

* This is based on patients treated on this contract for their most recent course of treatment. Figures in italics indicate the base number of FP17s or Patient Questionnaire responses are less than 100. N/A is shown where the base number of responses is less than 10 during the period. % is calculated as Quantity/Base number*100

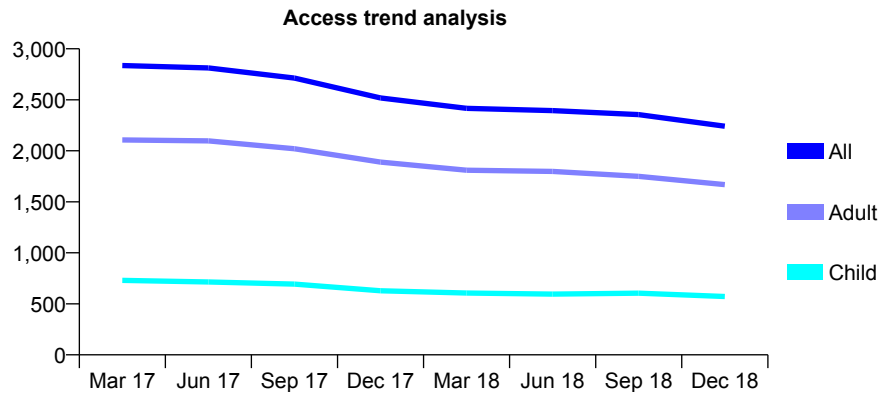
Q55 - Vital Signs At a Glance Contract Report for 997277/0001 - December 2018

Name or company name	MR CA CUNNINGTON
Contract type name	GDS Contract
Purpose of contract	General and Orthodontic
Contract start date	01/04/2006
Contract end date	

18/19 Contracted general activity (UDA)	10,740
Carry forward general activity (UDA)	0
18/19 Contracted orthodontic activity (UOA)	210
Carry forward orthodontic activity (UOA)	0
Baseline contract value	£254,618.94

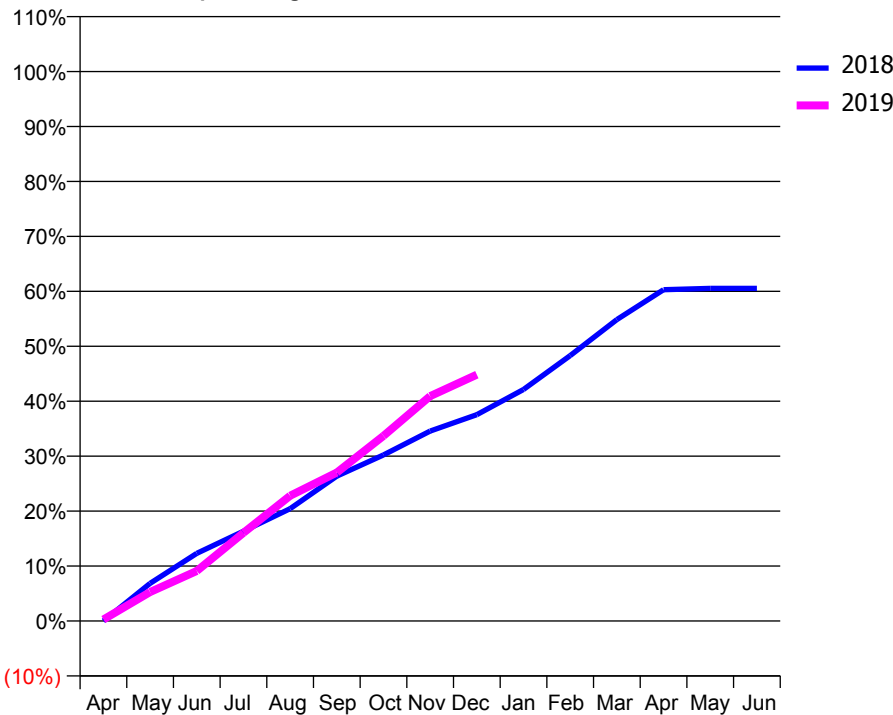
ACCESS*

Patients seen in 24 months	Total	Change since previous quarter
Quarter ending December 2017	2,518	
Quarter ending March 2018	2,416	↓
Quarter ending June 2018	2,394	→
Quarter ending September 2018	2,355	↓
Quarter ending December 2018	2,241	↓
Variance since December 2017	(11.0%)	↓



ACTIVITY

Cumulative percentage of contracted UDA delivered 2018 & 2019



Month	Adjusted Scheduled Activity (UDA)	
	2018	2019
April	2	31
May	735	568
June	1,324	980
July	1,756	1,724
August	2,195	2,449
September	2,831	2,902
October	3,247	3,620
November	3,713	4,396
December	4,032	4,814
January	4,526	
February	5,188	
March	5,891	
April	6,476	
May	6,501	
June	6,502	

QUALITY

	Quantity	Base Number	Contract	AT	Region	England
% of FP17s for the same patient ID Re-attending within 3 months - Children	27	687	3.9%	10.1%	11.6%	11.8%
% of FP17s for the same patient ID Re-attending within 3 months - Adults	159	2,143	7.4%	14.0%	15.1%	15.6%
% of FP17s for the same patient ID Re-attending between 3 & 9 months - Children	472	687	68.7%	62.0%	59.9%	58.8%
% of FP17s for the same patient ID Re-attending between 3 & 9 months - Adults	1,495	2,143	69.8%	55.1%	52.0%	51.0%
% of FP17s for Band 1 Urgent Courses	50	2,467	2.0%	6.8%	8.0%	9.0%
% of FP17s Relating to Free Repair or Replacements	5	2,467	0.2%	0.8%	0.8%	0.8%
% of FP17s Relating to Continuations	15	2,467	0.6%	1.1%	0.9%	0.9%
% of Patients satisfied with the dentistry they have received	0	1	N/A	92.0%	93.6%	93.2%
% of Patients satisfied with the time they had to wait for an appointment	1	1	N/A	87.2%	88.6%	88.3%

* This is based on patients treated on this contract for their most recent course of treatment. Figures in italics indicate the base number of FP17s or Patient Questionnaire responses are less than 100. N/A is shown where the base number of responses is less than 10 during the period. % is calculated as Quantity/Base number*100