

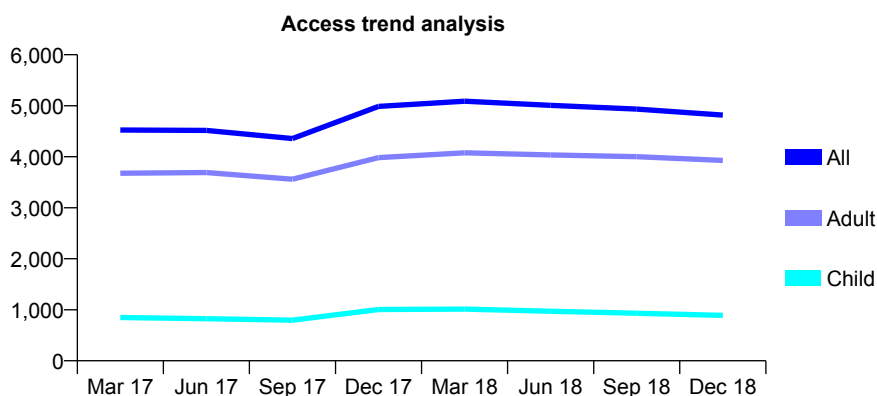
Q56 - Vital Signs At a Glance Contract Report for 100010/0000 - December 2018

Name or company name	M and H Tehrani, Jinesh Vaghela, Jiten Vac
Contract type name	GDS Contract
Purpose of contract	General
Contract start date	01/02/2016
Contract end date	

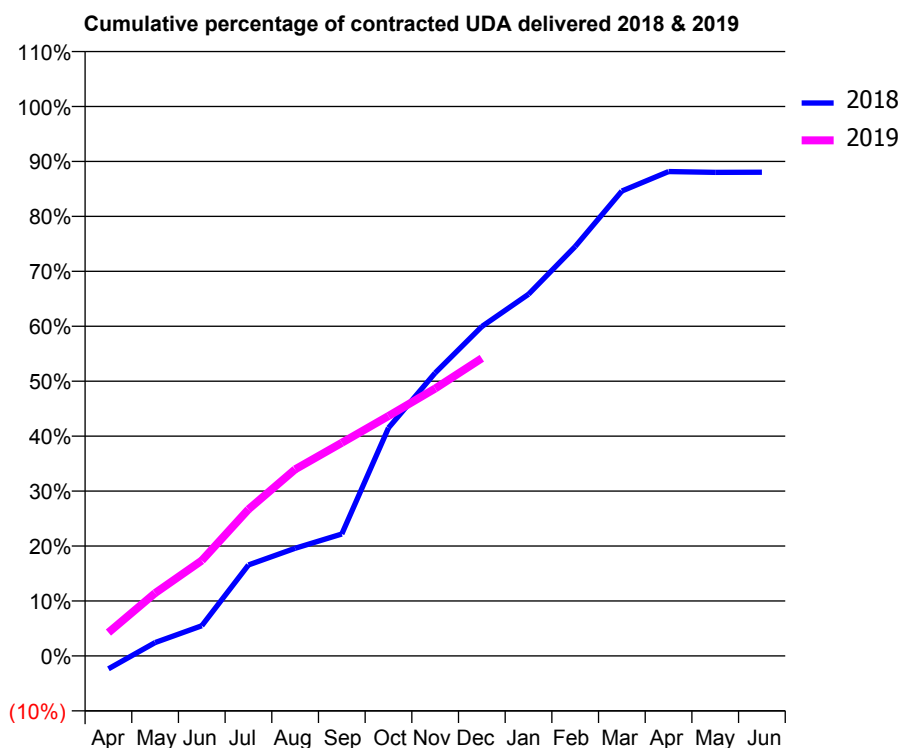
18/19 Contracted general activity (UDA)	11,500
Carry forward general activity (UDA)	0
18/19 Contracted orthodontic activity (UOA)	0
Carry forward orthodontic activity (UOA)	0
Baseline contract value	£284,246.71

ACCESS*

Patients seen in 24 months	Total	Change since previous quarter
Quarter ending December 2017	4,987	
Quarter ending March 2018	5,090	↑
Quarter ending June 2018	5,007	↓
Quarter ending September 2018	4,934	↓
Quarter ending December 2018	4,817	↓
Variance since December 2017	(3.4%)	↓



ACTIVITY



Month	Adjusted Scheduled Activity (UDA)	
	2018	2019
April	-271	488
May	281	1,316
June	632	1,997
July	1,904	3,069
August	2,253	3,905
September	2,552	4,462
October	4,772	5,023
November	5,924	5,596
December	6,893	6,230
January	7,569	
February	8,569	
March	9,730	
April	10,137	
May	10,122	
June	10,123	

QUALITY

	Quantity	Base Number	Contract	AT	Region	England
% of FP17s for the same patient ID Re-attending within 3 months - Children	42	883	4.8%	10.8%	11.6%	11.8%
% of FP17s for the same patient ID Re-attending within 3 months - Adults	428	3,761	11.4%	14.0%	15.1%	15.6%
% of FP17s for the same patient ID Re-attending between 3 & 9 months - Children	508	883	57.5%	59.8%	59.9%	58.8%
% of FP17s for the same patient ID Re-attending between 3 & 9 months - Adults	1,695	3,761	45.1%	49.4%	52.0%	51.0%
% of FP17s for Band 1 Urgent Courses	351	3,303	10.6%	9.0%	8.0%	9.0%
% of FP17s Relating to Free Repair or Replacements	23	3,303	0.7%	0.7%	0.8%	0.8%
% of FP17s Relating to Continuations	7	3,303	0.2%	1.0%	0.9%	0.9%
% of Patients satisfied with the dentistry they have received	2	2	N/A	93.7%	93.6%	93.2%
% of Patients satisfied with the time they had to wait for an appointment	2	2	N/A	86.8%	88.6%	88.3%

* This is based on patients treated on this contract for their most recent course of treatment. Figures in italics indicate the base number of FP17s or Patient Questionnaire responses are less than 100. N/A is shown where the base number of responses is less than 10 during the period. % is calculated as Quantity/Base number*100

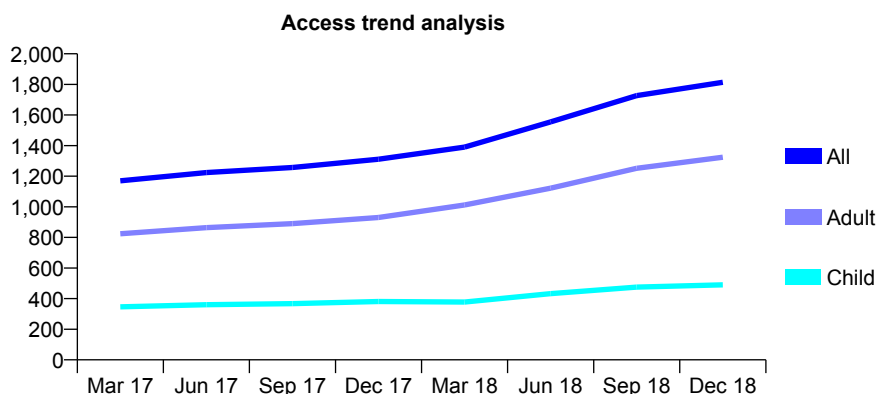
Q56 - Vital Signs At a Glance Contract Report for 100036/0000 - December 2018

Name or company name	Dr Veehar Malde
Contract type name	GDS Contract
Purpose of contract	General
Contract start date	01/03/2016
Contract end date	

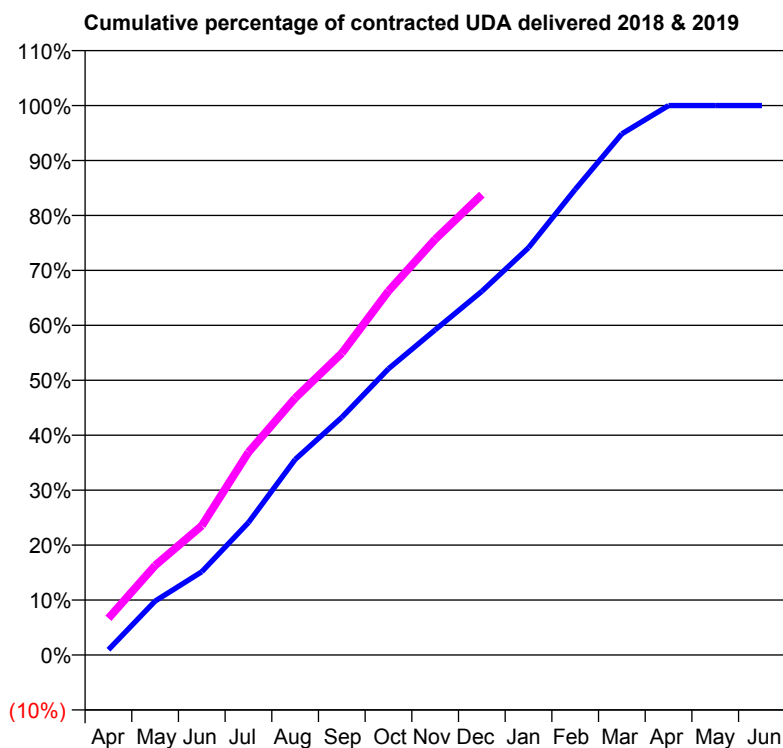
18/19 Contracted general activity (UDA)	4,029
Carry forward general activity (UDA)	0
18/19 Contracted orthodontic activity (UOA)	0
Carry forward orthodontic activity (UOA)	0
Baseline contract value	£102,420.78

ACCESS*

Patients seen in 24 months	Total	Change since previous quarter
Quarter ending December 2017	1,311	
Quarter ending March 2018	1,390	↑
Quarter ending June 2018	1,555	↑
Quarter ending September 2018	1,727	↑
Quarter ending December 2018	1,814	↑
Variance since December 2017	38.4%	↑



ACTIVITY



Month	Adjusted Scheduled Activity (UDA)	
	2018	2019
April	39	269
May	396	657
June	611	948
July	971	1,487
August	1,433	1,883
September	1,743	2,213
October	2,099	2,669
November	2,384	3,048
December	2,667	3,376
January	2,986	
February	3,413	
March	3,821	
April	4,029	
May	4,029	
June	4,029	

QUALITY

	Quantity	Base Number	Contract	AT	Region	England
% of FP17s for the same patient ID Re-attending within 3 months - Children	31	623	5.0%	10.8%	11.6%	11.8%
% of FP17s for the same patient ID Re-attending within 3 months - Adults	110	1,479	7.4%	14.0%	15.1%	15.6%
% of FP17s for the same patient ID Re-attending between 3 & 9 months - Children	380	623	61.0%	59.8%	59.9%	58.8%
% of FP17s for the same patient ID Re-attending between 3 & 9 months - Adults	761	1,479	51.5%	49.4%	52.0%	51.0%
% of FP17s for Band 1 Urgent Courses	64	2,011	3.2%	9.0%	8.0%	9.0%
% of FP17s Relating to Free Repair or Replacements	5	2,011	0.2%	0.7%	0.8%	0.8%
% of FP17s Relating to Continuations	21	2,011	1.0%	1.0%	0.9%	0.9%
% of Patients satisfied with the dentistry they have received	0	0	N/A	93.7%	93.6%	93.2%
% of Patients satisfied with the time they had to wait for an appointment	0	0	N/A	86.8%	88.6%	88.3%

* This is based on patients treated on this contract for their most recent course of treatment. Figures in italics indicate the base number of FP17s or Patient Questionnaire responses are less than 100. N/A is shown where the base number of responses is less than 10 during the period. % is calculated as Quantity/Base number*100

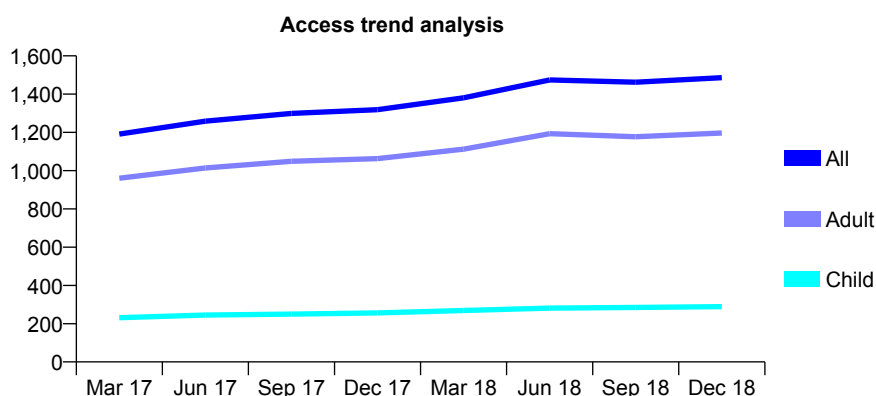
Q56 - Vital Signs At a Glance Contract Report for 100128/0000 - December 2018

Name or company name	Rookwood Dental Practice
Contract type name	GDS Contract
Purpose of contract	General
Contract start date	06/04/2016
Contract end date	

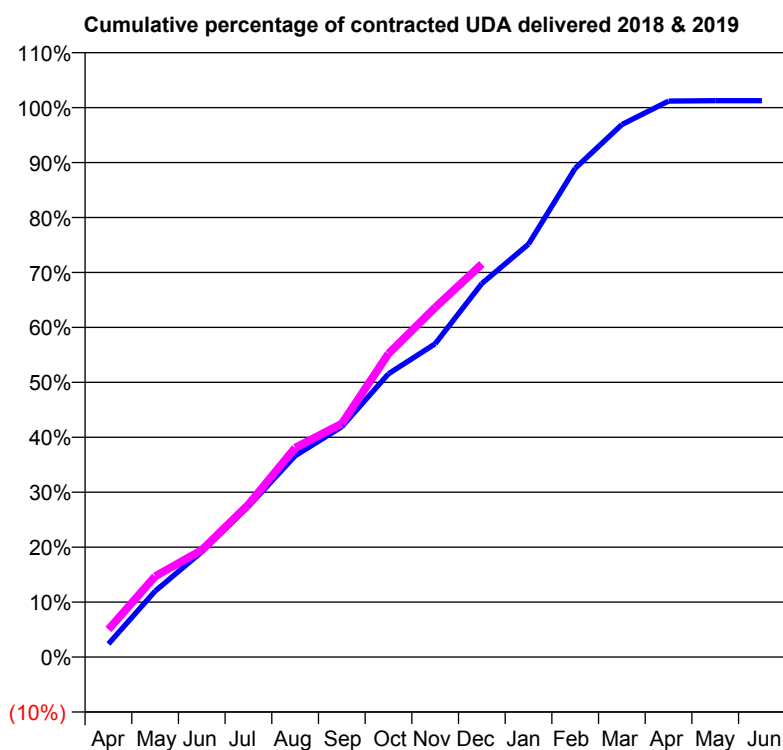
18/19 Contracted general activity (UDA)	4,439
Carry forward general activity (UDA)	-50
18/19 Contracted orthodontic activity (UOA)	0
Carry forward orthodontic activity (UOA)	0
Baseline contract value	£115,843.45

ACCESS*

Patients seen in 24 months	Total	Change since previous quarter
Quarter ending December 2017	1,319	
Quarter ending March 2018	1,381	↑
Quarter ending June 2018	1,474	↑
Quarter ending September 2018	1,462	→
Quarter ending December 2018	1,486	→
Variance since December 2017	12.7%	↑



ACTIVITY



Month	Adjusted Scheduled Activity (UDA)	
	2018	2019
April	94	224
May	473	652
June	755	864
July	1,081	1,233
August	1,443	1,690
September	1,652	1,885
October	2,031	2,451
November	2,246	2,824
December	2,678	3,175
January	2,960	
February	3,504	
March	3,817	
April	3,986	
May	3,989	
June	3,989	

QUALITY

	Quantity	Base Number	Contract	AT	Region	England
% of FP17s for the same patient ID Re-attending within 3 months - Children	13	320	4.1%	10.8%	11.6%	11.8%
% of FP17s for the same patient ID Re-attending within 3 months - Adults	134	1,362	9.8%	14.0%	15.1%	15.6%
% of FP17s for the same patient ID Re-attending between 3 & 9 months - Children	197	320	61.6%	59.8%	59.9%	58.8%
% of FP17s for the same patient ID Re-attending between 3 & 9 months - Adults	730	1,362	53.6%	49.4%	52.0%	51.0%
% of FP17s for Band 1 Urgent Courses	84	1,608	5.2%	9.0%	8.0%	9.0%
% of FP17s Relating to Free Repair or Replacements	5	1,608	0.3%	0.7%	0.8%	0.8%
% of FP17s Relating to Continuations	7	1,608	0.4%	1.0%	0.9%	0.9%
% of Patients satisfied with the dentistry they have received	8	8	N/A	93.7%	93.6%	93.2%
% of Patients satisfied with the time they had to wait for an appointment	8	8	N/A	86.8%	88.6%	88.3%

* This is based on patients treated on this contract for their most recent course of treatment. Figures in italics indicate the base number of FP17s or Patient Questionnaire responses are less than 100. N/A is shown where the base number of responses is less than 10 during the period. % is calculated as Quantity/Base number*100

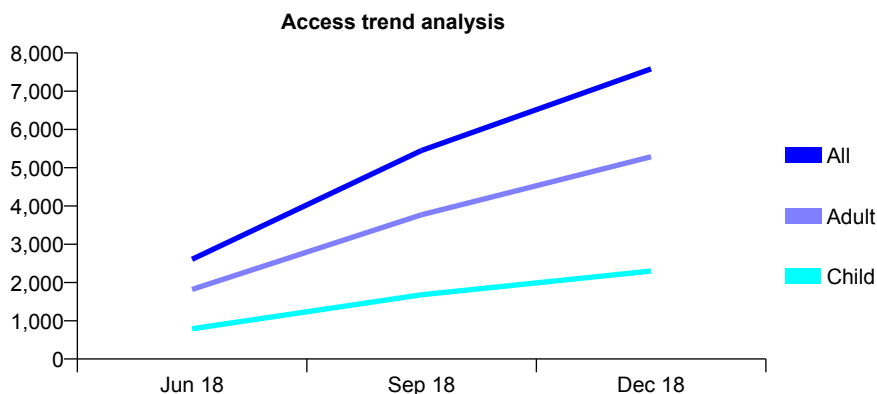
Q56 - Vital Signs At a Glance Contract Report for 100647/0000 - December 2018

Name or company name	Mr K Makwana & Mr P Patel
Contract type name	GDS Contract
Purpose of contract	General
Contract start date	01/04/2018
Contract end date	

18/19 Contracted general activity (UDA)	25,000
Carry forward general activity (UDA)	0
18/19 Contracted orthodontic activity (UOA)	0
Carry forward orthodontic activity (UOA)	0
Baseline contract value	£686,594.20

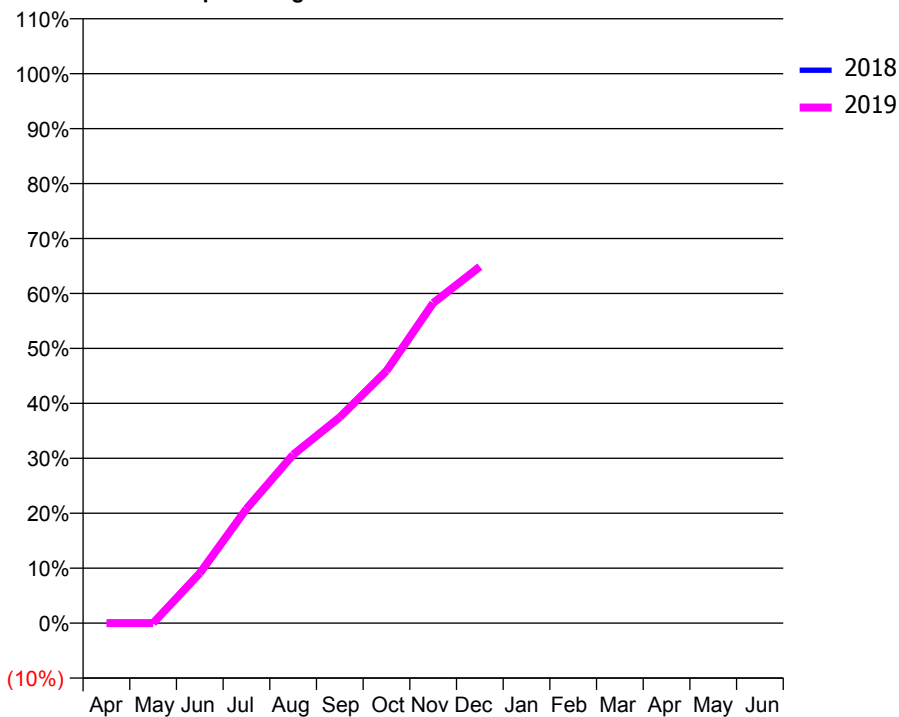
ACCESS*

Patients seen in 24 months	Total	Change since previous quarter
Quarter ending December 2017	0	
Quarter ending March 2018	0	
Quarter ending June 2018	2,607	↑
Quarter ending September 2018	5,450	↑
Quarter ending December 2018	7,585	↑
Variance since December 2017	N/A	



ACTIVITY

Cumulative percentage of contracted UDA delivered 2018 & 2019



Month	Adjusted Scheduled Activity (UDA)	
	2018	2019
April	0	0
May	0	0
June	0	2,270
July	0	5,200
August	0	7,667
September	0	9,370
October	0	11,475
November	0	14,566
December	0	16,222
January	0	
February	0	
March	0	
April	0	
May	0	
June	0	

QUALITY

	Quantity	Base Number	Contract	AT	Region	England
% of FP17s for the same patient ID Re-attending within 3 months - Children	108	2,883	3.7%	10.8%	11.6%	11.8%
% of FP17s for the same patient ID Re-attending within 3 months - Adults	566	6,922	8.2%	14.0%	15.1%	15.6%
% of FP17s for the same patient ID Re-attending between 3 & 9 months - Children	394	2,883	13.7%	59.8%	59.9%	58.8%
% of FP17s for the same patient ID Re-attending between 3 & 9 months - Adults	939	6,922	13.6%	49.4%	52.0%	51.0%
% of FP17s for Band 1 Urgent Courses	675	9,805	6.9%	9.0%	8.0%	9.0%
% of FP17s Relating to Free Repair or Replacements	36	9,805	0.4%	0.7%	0.8%	0.8%
% of FP17s Relating to Continuations	43	9,805	0.4%	1.0%	0.9%	0.9%
% of Patients satisfied with the dentistry they have received	5	5	N/A	93.7%	93.6%	93.2%
% of Patients satisfied with the time they had to wait for an appointment	2	5	N/A	86.8%	88.6%	88.3%

* This is based on patients treated on this contract for their most recent course of treatment. Figures in italics indicate the base number of FP17s or Patient Questionnaire responses are less than 100. N/A is shown where the base number of responses is less than 10 during the period. % is calculated as Quantity/Base number*100

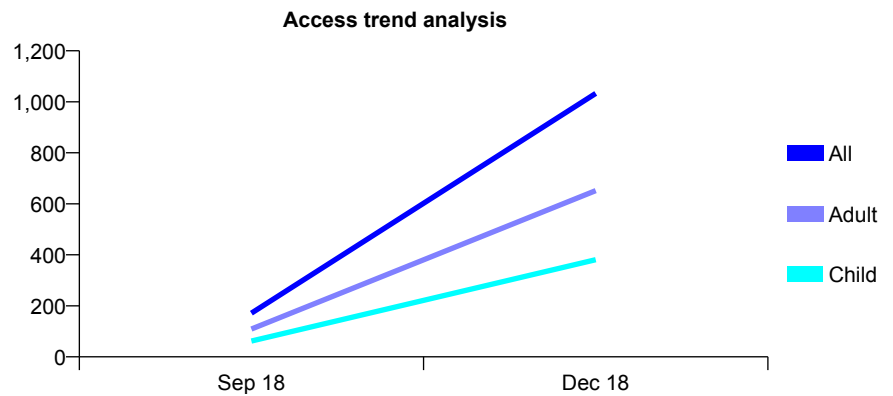
Q56 - Vital Signs At a Glance Contract Report for 100724/0000 - December 2018

Name or company name	Haverhill Dental Practice and Cosmetic Cer
Contract type name	GDS Contract
Purpose of contract	General
Contract start date	08/06/2018
Contract end date	

18/19 Contracted general activity (UDA)	7,373
Carry forward general activity (UDA)	0
18/19 Contracted orthodontic activity (UOA)	0
Carry forward orthodontic activity (UOA)	0
Baseline contract value	£520,827.20

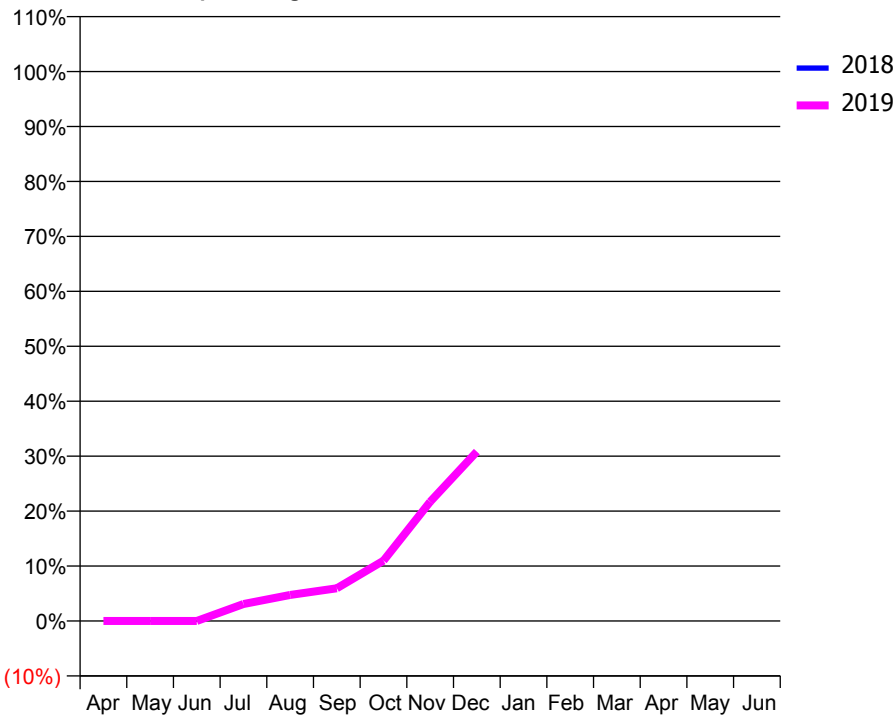
ACCESS*

Patients seen in 24 months	Total	Change since previous quarter
Quarter ending December 2017	0	
Quarter ending March 2018	0	
Quarter ending June 2018	0	
Quarter ending September 2018	171	↑
Quarter ending December 2018	1,033	↑
Variance since December 2017	N/A	



ACTIVITY

Cumulative percentage of contracted UDA delivered 2018 & 2019



Month	Adjusted Scheduled Activity (UDA)	
	2018	2019
April	0	0
May	0	0
June	0	0
July	0	229
August	0	349
September	0	440
October	0	810
November	0	1,601
December	0	2,273
January	0	
February	0	
March	0	
April	0	
May	0	
June	0	

QUALITY

	Quantity	Base Number	Contract	AT	Region	England
% of FP17s for the same patient ID Re-attending within 3 months - Children	15	400	3.8%	10.8%	11.6%	11.8%
% of FP17s for the same patient ID Re-attending within 3 months - Adults	70	740	9.5%	14.0%	15.1%	15.6%
% of FP17s for the same patient ID Re-attending between 3 & 9 months - Children	7	400	1.8%	59.8%	59.9%	58.8%
% of FP17s for the same patient ID Re-attending between 3 & 9 months - Adults	23	740	3.1%	49.4%	52.0%	51.0%
% of FP17s for Band 1 Urgent Courses	121	1,140	10.6%	9.0%	8.0%	9.0%
% of FP17s Relating to Free Repair or Replacements	5	1,140	0.4%	0.7%	0.8%	0.8%
% of FP17s Relating to Continuations	20	1,140	1.8%	1.0%	0.9%	0.9%
% of Patients satisfied with the dentistry they have received	1	1	N/A	93.7%	93.6%	93.2%
% of Patients satisfied with the time they had to wait for an appointment	1	1	N/A	86.8%	88.6%	88.3%

* This is based on patients treated on this contract for their most recent course of treatment. Figures in italics indicate the base number of FP17s or Patient Questionnaire responses are less than 100. N/A is shown where the base number of responses is less than 10 during the period. % is calculated as Quantity/Base number*100

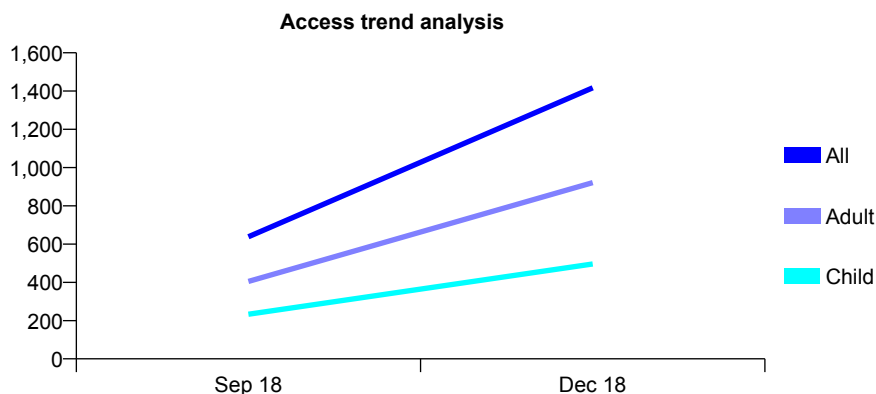
Q56 - Vital Signs At a Glance Contract Report for 100725/0000 - December 2018

Name or company name	Rightwell East Peterborough Dental Practic
Contract type name	GDS Contract
Purpose of contract	General
Contract start date	01/07/2018
Contract end date	

18/19 Contracted general activity (UDA)	15,750
Carry forward general activity (UDA)	0
18/19 Contracted orthodontic activity (UOA)	0
Carry forward orthodontic activity (UOA)	0
Baseline contract value	£401,141.14

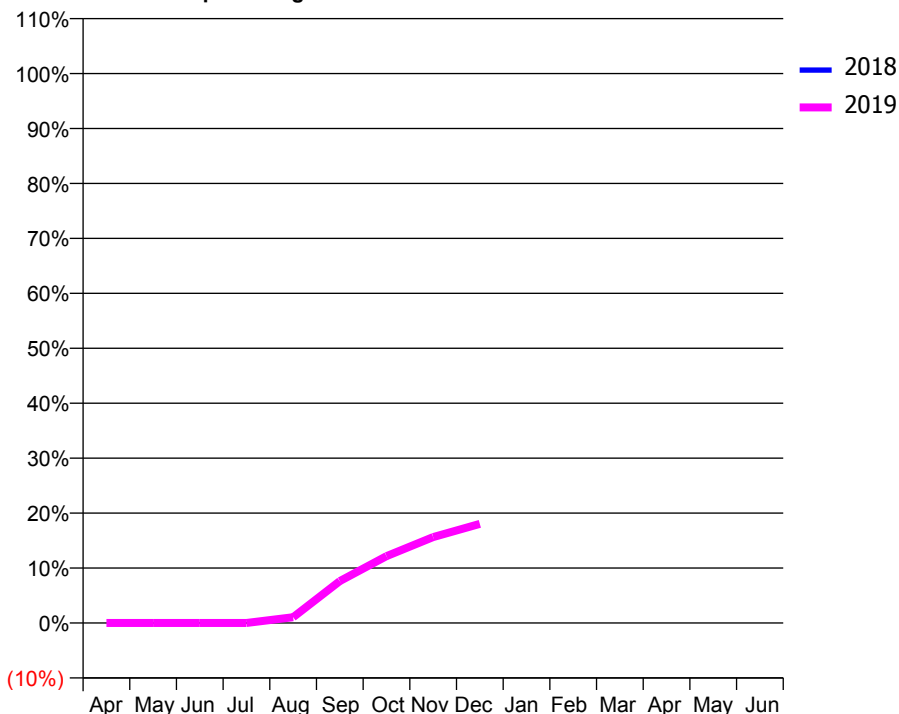
ACCESS*

Patients seen in 24 months	Total	Change since previous quarter
Quarter ending December 2017	0	
Quarter ending March 2018	0	
Quarter ending June 2018	0	
Quarter ending September 2018	638	↑
Quarter ending December 2018	1,417	↑
Variance since December 2017	N/A	



ACTIVITY

Cumulative percentage of contracted UDA delivered 2018 & 2019



Month	Adjusted Scheduled Activity (UDA)	
	2018	2019
April	0	0
May	0	0
June	0	0
July	0	0
August	0	165
September	0	1,203
October	0	1,917
November	0	2,465
December	0	2,840
January	0	
February	0	
March	0	
April	0	
May	0	
June	0	

QUALITY

	Quantity	Base Number	Contract	AT	Region	England
% of FP17s for the same patient ID Re-attending within 3 months - Children	25	517	4.8%	10.8%	11.6%	11.8%
% of FP17s for the same patient ID Re-attending within 3 months - Adults	109	1,108	9.8%	14.0%	15.1%	15.6%
% of FP17s for the same patient ID Re-attending between 3 & 9 months - Children	11	517	2.1%	59.8%	59.9%	58.8%
% of FP17s for the same patient ID Re-attending between 3 & 9 months - Adults	17	1,108	1.5%	49.4%	52.0%	51.0%
% of FP17s for Band 1 Urgent Courses	216	1,625	13.3%	9.0%	8.0%	9.0%
% of FP17s Relating to Free Repair or Replacements	13	1,625	0.8%	0.7%	0.8%	0.8%
% of FP17s Relating to Continuations	17	1,625	1.0%	1.0%	0.9%	0.9%
% of Patients satisfied with the dentistry they have received	0	0	N/A	93.7%	93.6%	93.2%
% of Patients satisfied with the time they had to wait for an appointment	0	0	N/A	86.8%	88.6%	88.3%

* This is based on patients treated on this contract for their most recent course of treatment. Figures in italics indicate the base number of FP17s or Patient Questionnaire responses are less than 100. N/A is shown where the base number of responses is less than 10 during the period. % is calculated as Quantity/Base number*100

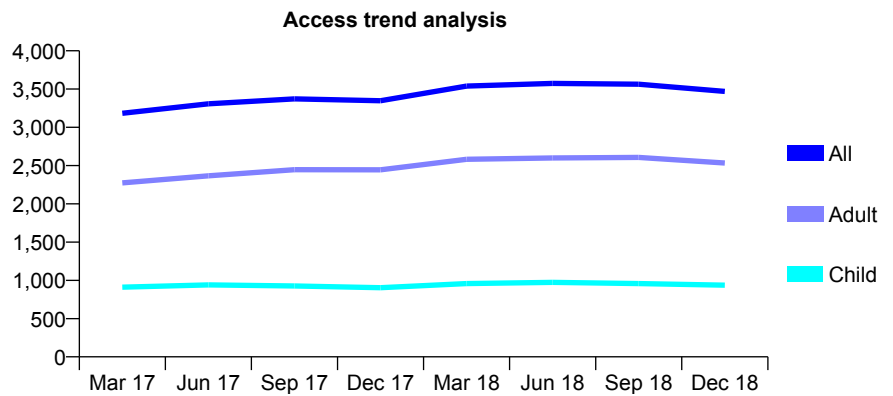
Q56 - Vital Signs At a Glance Contract Report for 101281/0029 - December 2018

Name or company name	OASIS DENTAL CARE LTD
Contract type name	GDS Contract
Purpose of contract	General
Contract start date	01/04/2006
Contract end date	

18/19 Contracted general activity (UDA)	7,953
Carry forward general activity (UDA)	0
18/19 Contracted orthodontic activity (UOA)	0
Carry forward orthodontic activity (UOA)	0
Baseline contract value	£198,384.31

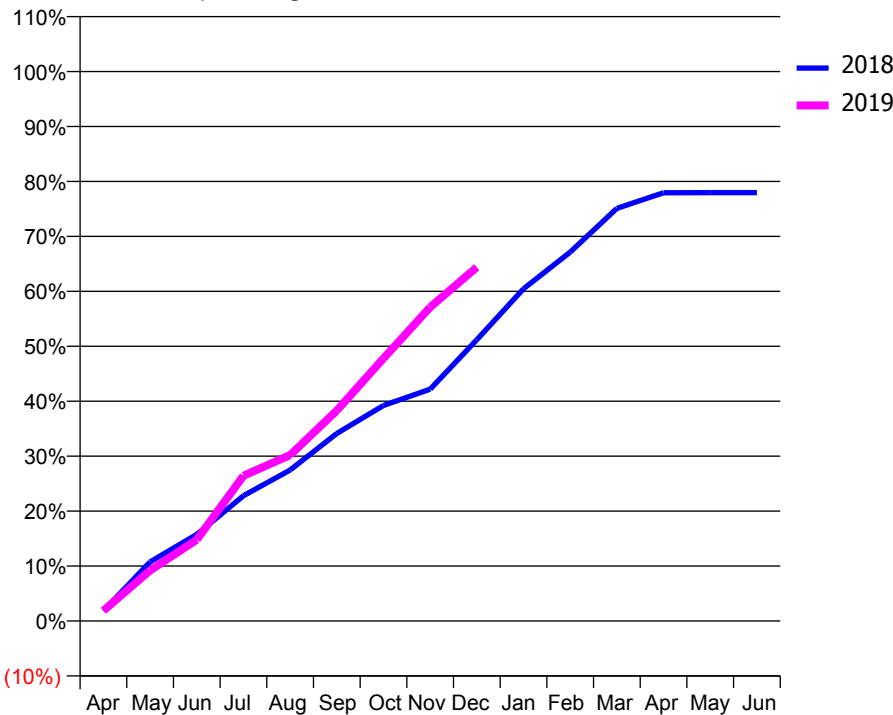
ACCESS*

Patients seen in 24 months	Total	Change since previous quarter
Quarter ending December 2017	3,348	
Quarter ending March 2018	3,539	↑
Quarter ending June 2018	3,574	→
Quarter ending September 2018	3,564	→
Quarter ending December 2018	3,470	↓
Variance since December 2017	3.6%	↑



ACTIVITY

Cumulative percentage of contracted UDA delivered 2018 & 2019



Month	Adjusted Scheduled Activity (UDA)	
	2018	2019
April	148	150
May	856	733
June	1,253	1,177
July	1,814	2,102
August	2,186	2,401
September	2,715	3,046
October	3,119	3,801
November	3,355	4,541
December	4,071	5,121
January	4,808	
February	5,339	
March	5,971	
April	6,198	
May	6,199	
June	6,199	

QUALITY

	Quantity	Base Number	Contract	AT	Region	England
% of FP17s for the same patient ID Re-attending within 3 months - Children	65	891	7.3%	10.8%	11.6%	11.8%
% of FP17s for the same patient ID Re-attending within 3 months - Adults	260	1,988	13.1%	14.0%	15.1%	15.6%
% of FP17s for the same patient ID Re-attending between 3 & 9 months - Children	448	891	50.3%	59.8%	59.9%	58.8%
% of FP17s for the same patient ID Re-attending between 3 & 9 months - Adults	825	1,988	41.5%	49.4%	52.0%	51.0%
% of FP17s for Band 1 Urgent Courses	231	2,716	8.5%	9.0%	8.0%	9.0%
% of FP17s Relating to Free Repair or Replacements	19	2,716	0.7%	0.7%	0.8%	0.8%
% of FP17s Relating to Continuations	35	2,716	1.3%	1.0%	0.9%	0.9%
% of Patients satisfied with the dentistry they have received	0	0	N/A	93.7%	93.6%	93.2%
% of Patients satisfied with the time they had to wait for an appointment	0	0	N/A	86.8%	88.6%	88.3%

* This is based on patients treated on this contract for their most recent course of treatment. Figures in italics indicate the base number of FP17s or Patient Questionnaire responses are less than 100. N/A is shown where the base number of responses is less than 10 during the period. % is calculated as Quantity/Base number*100

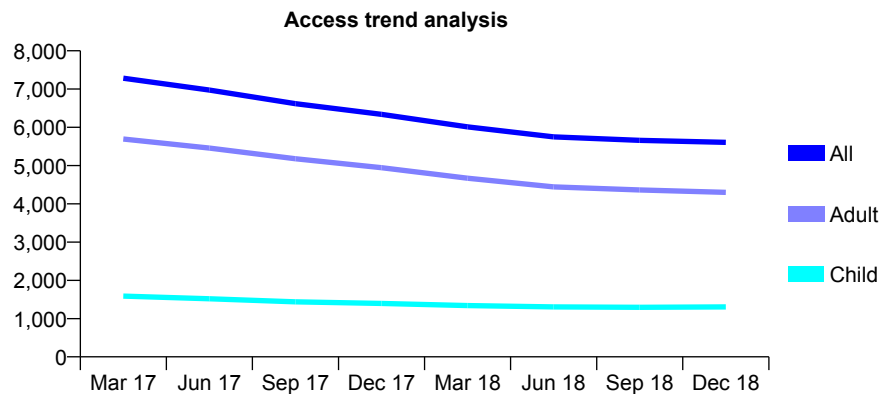
Q56 - Vital Signs At a Glance Contract Report for 101281/0058 - December 2018

Name or company name	OASIS DENTAL CARE LTD
Contract type name	GDS Contract
Purpose of contract	General and Orthodontic
Contract start date	01/04/2006
Contract end date	

18/19 Contracted general activity (UDA)	23,334
Carry forward general activity (UDA)	-8
18/19 Contracted orthodontic activity (UOA)	383
Carry forward orthodontic activity (UOA)	0
Baseline contract value	£577,932.51

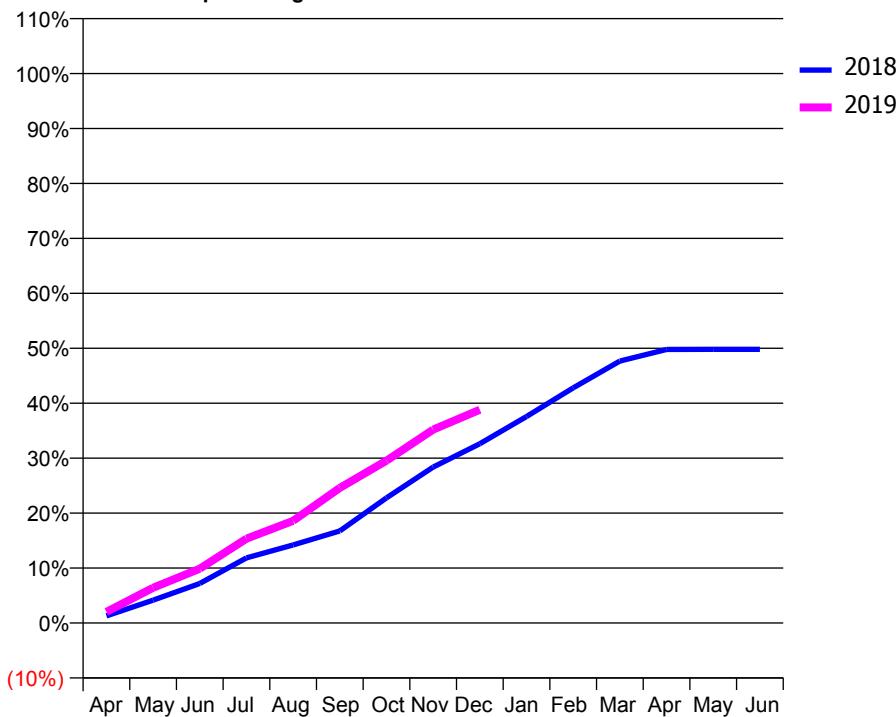
ACCESS*

Patients seen in 24 months	Total	Change since previous quarter
Quarter ending December 2017	6,340	
Quarter ending March 2018	6,010	↓
Quarter ending June 2018	5,749	↓
Quarter ending September 2018	5,659	↓
Quarter ending December 2018	5,608	→
Variance since December 2017	(11.5%)	↓



ACTIVITY

Cumulative percentage of contracted UDA delivered 2018 & 2019



Month	Adjusted Scheduled Activity (UDA)	
	2018	2019
April	302	470
May	970	1,499
June	1,680	2,305
July	2,765	3,581
August	3,317	4,339
September	3,910	5,739
October	5,313	6,893
November	6,620	8,211
December	7,614	9,056
January	8,768	
February	9,985	
March	11,125	
April	11,619	
May	11,621	
June	11,621	

QUALITY

	Quantity	Base Number	Contract	AT	Region	England
% of FP17s for the same patient ID Re-attending within 3 months - Children	90	1,355	6.6%	10.8%	11.6%	11.8%
% of FP17s for the same patient ID Re-attending within 3 months - Adults	576	4,316	13.3%	14.0%	15.1%	15.6%
% of FP17s for the same patient ID Re-attending between 3 & 9 months - Children	707	1,355	52.2%	59.8%	59.9%	58.8%
% of FP17s for the same patient ID Re-attending between 3 & 9 months - Adults	2,273	4,316	52.7%	49.4%	52.0%	51.0%
% of FP17s for Band 1 Urgent Courses	573	5,397	10.6%	9.0%	8.0%	9.0%
% of FP17s Relating to Free Repair or Replacements	65	5,397	1.2%	0.7%	0.8%	0.8%
% of FP17s Relating to Continuations	73	5,397	1.4%	1.0%	0.9%	0.9%
% of Patients satisfied with the dentistry they have received	1	1	N/A	93.7%	93.6%	93.2%
% of Patients satisfied with the time they had to wait for an appointment	1	1	N/A	86.8%	88.6%	88.3%

* This is based on patients treated on this contract for their most recent course of treatment. Figures in italics indicate the base number of FP17s or Patient Questionnaire responses are less than 100. N/A is shown where the base number of responses is less than 10 during the period. % is calculated as Quantity/Base number*100

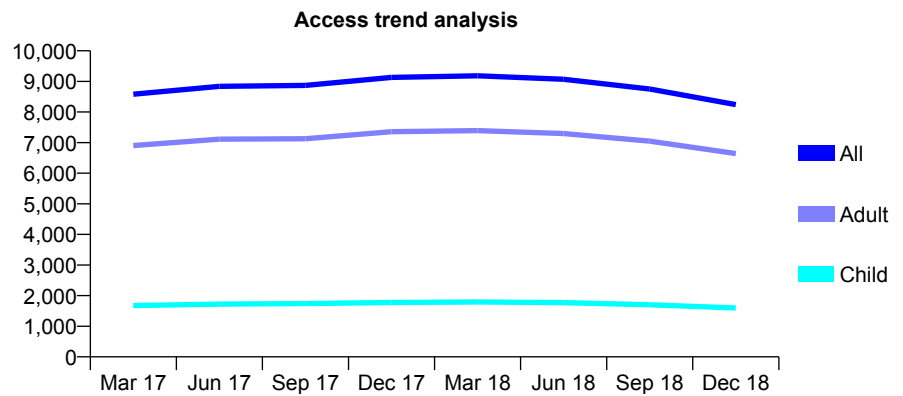
Q56 - Vital Signs At a Glance Contract Report for 101281/0195 - December 2018

Name or company name	OASIS DENTAL CARE LTD
Contract type name	GDS Contract
Purpose of contract	General
Contract start date	13/02/2009
Contract end date	

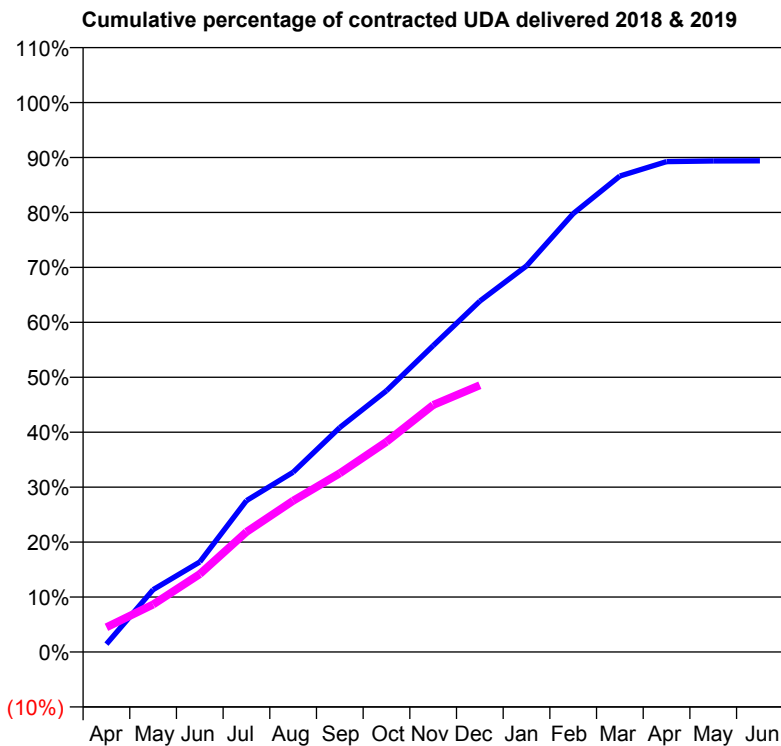
18/19 Contracted general activity (UDA)	28,270
Carry forward general activity (UDA)	0
18/19 Contracted orthodontic activity (UOA)	0
Carry forward orthodontic activity (UOA)	0
Baseline contract value	£663,153.72

ACCESS*

Patients seen in 24 months	Total	Change since previous quarter
Quarter ending December 2017	9,131	
Quarter ending March 2018	9,185	→
Quarter ending June 2018	9,068	↓
Quarter ending September 2018	8,750	↓
Quarter ending December 2018	8,242	↓
Variance since December 2017	(9.7%)	↓



ACTIVITY



Month	Adjusted Scheduled Activity (UDA)	
	2018	2019
April	409	1,273
May	3,208	2,446
June	4,633	4,009
July	7,786	6,180
August	9,252	7,782
September	11,546	9,196
October	13,442	10,818
November	15,760	12,707
December	18,051	13,726
January	19,864	
February	22,554	
March	24,488	
April	25,232	
May	25,263	
June	25,269	

QUALITY

	Quantity	Base Number	Contract	AT	Region	England
% of FP17s for the same patient ID Re-attending within 3 months - Children	78	1,395	5.6%	10.8%	11.6%	11.8%
% of FP17s for the same patient ID Re-attending within 3 months - Adults	819	6,168	13.3%	14.0%	15.1%	15.6%
% of FP17s for the same patient ID Re-attending between 3 & 9 months - Children	891	1,395	63.9%	59.8%	59.9%	58.8%
% of FP17s for the same patient ID Re-attending between 3 & 9 months - Adults	4,024	6,168	65.2%	49.4%	52.0%	51.0%
% of FP17s for Band 1 Urgent Courses	690	7,247	9.5%	9.0%	8.0%	9.0%
% of FP17s Relating to Free Repair or Replacements	120	7,247	1.7%	0.7%	0.8%	0.8%
% of FP17s Relating to Continuations	101	7,247	1.4%	1.0%	0.9%	0.9%
% of Patients satisfied with the dentistry they have received	2	2	N/A	93.7%	93.6%	93.2%
% of Patients satisfied with the time they had to wait for an appointment	0	2	N/A	86.8%	88.6%	88.3%

* This is based on patients treated on this contract for their most recent course of treatment. Figures in italics indicate the base number of FP17s or Patient Questionnaire responses are less than 100. N/A is shown where the base number of responses is less than 10 during the period. % is calculated as Quantity/Base number*100

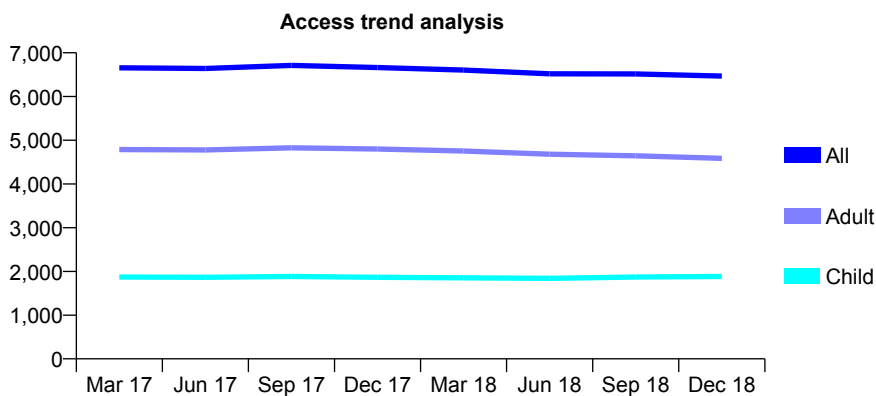
Q56 - Vital Signs At a Glance Contract Report for 101281/0198 - December 2018

Name or company name	OASIS DENTAL CARE LTD
Contract type name	PDS Contract
Purpose of contract	General
Contract start date	27/04/2009
Contract end date	31/03/2020

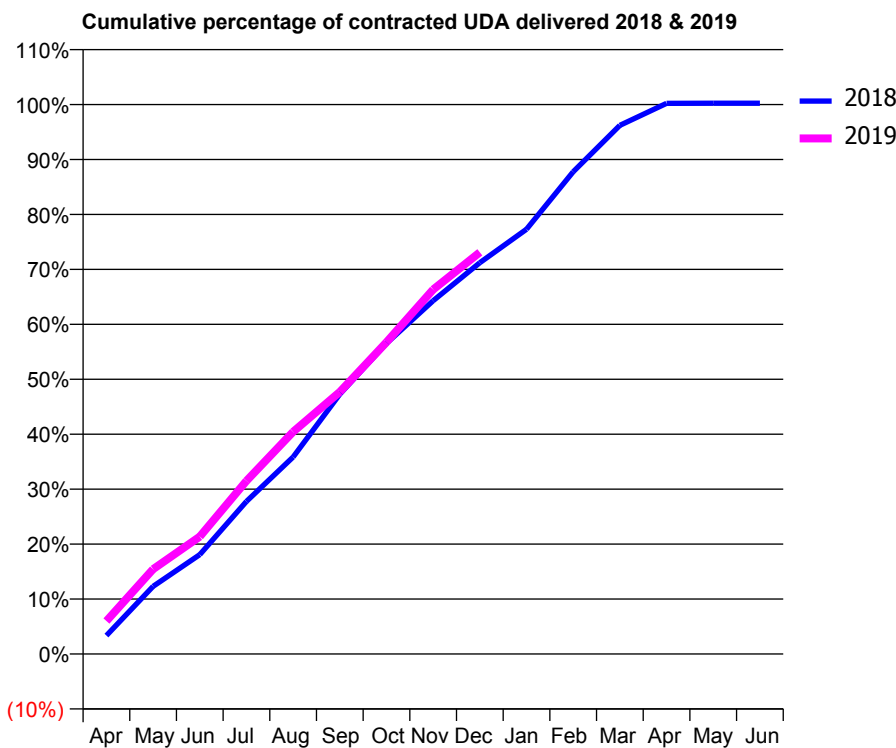
18/19 Contracted general activity (UDA)	17,904
Carry forward general activity (UDA)	-43
18/19 Contracted orthodontic activity (UOA)	0
Carry forward orthodontic activity (UOA)	0
Baseline contract value	£419,997.36

ACCESS*

Patients seen in 24 months	Total	Change since previous quarter
Quarter ending December 2017	6,662	
Quarter ending March 2018	6,605	→
Quarter ending June 2018	6,520	↓
Quarter ending September 2018	6,516	→
Quarter ending December 2018	6,469	→
Variance since December 2017	(2.9%)	↓



ACTIVITY



Month	Adjusted Scheduled Activity (UDA)	
	2018	2019
April	602	1,076
May	2,203	2,766
June	3,241	3,824
July	4,971	5,642
August	6,420	7,241
September	8,466	8,538
October	10,120	10,160
November	11,512	11,877
December	12,751	13,087
January	13,840	
February	15,714	
March	17,225	
April	17,940	
May	17,947	
June	17,947	

QUALITY

	Quantity	Base Number	Contract	AT	Region	England
% of FP17s for the same patient ID Re-attending within 3 months - Children	143	2,242	6.4%	10.8%	11.6%	11.8%
% of FP17s for the same patient ID Re-attending within 3 months - Adults	872	5,475	15.9%	14.0%	15.1%	15.6%
% of FP17s for the same patient ID Re-attending between 3 & 9 months - Children	1,414	2,242	63.1%	59.8%	59.9%	58.8%
% of FP17s for the same patient ID Re-attending between 3 & 9 months - Adults	2,920	5,475	53.3%	49.4%	52.0%	51.0%
% of FP17s for Band 1 Urgent Courses	458	7,386	6.2%	9.0%	8.0%	9.0%
% of FP17s Relating to Free Repair or Replacements	154	7,386	2.1%	0.7%	0.8%	0.8%
% of FP17s Relating to Continuations	181	7,386	2.5%	1.0%	0.9%	0.9%
% of Patients satisfied with the dentistry they have received	1	1	N/A	93.7%	93.6%	93.2%
% of Patients satisfied with the time they had to wait for an appointment	1	1	N/A	86.8%	88.6%	88.3%

* This is based on patients treated on this contract for their most recent course of treatment. Figures in italics indicate the base number of FP17s or Patient Questionnaire responses are less than 100. N/A is shown where the base number of responses is less than 10 during the period. % is calculated as Quantity/Base number*100

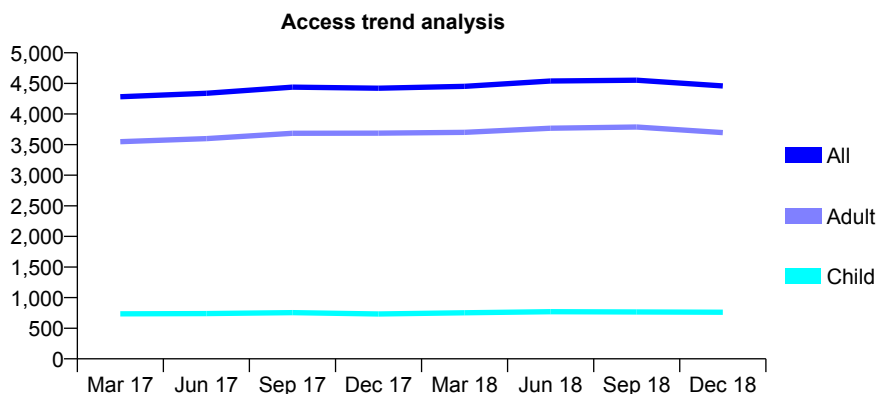
Q56 - Vital Signs At a Glance Contract Report for 101338/0092 - December 2018

Name or company name	Whitecross Dental Care Limited
Contract type name	GDS Contract
Purpose of contract	General
Contract start date	28/07/2009
Contract end date	

18/19 Contracted general activity (UDA)	13,186
Carry forward general activity (UDA)	0
18/19 Contracted orthodontic activity (UOA)	0
Carry forward orthodontic activity (UOA)	0
Baseline contract value	£341,769.12

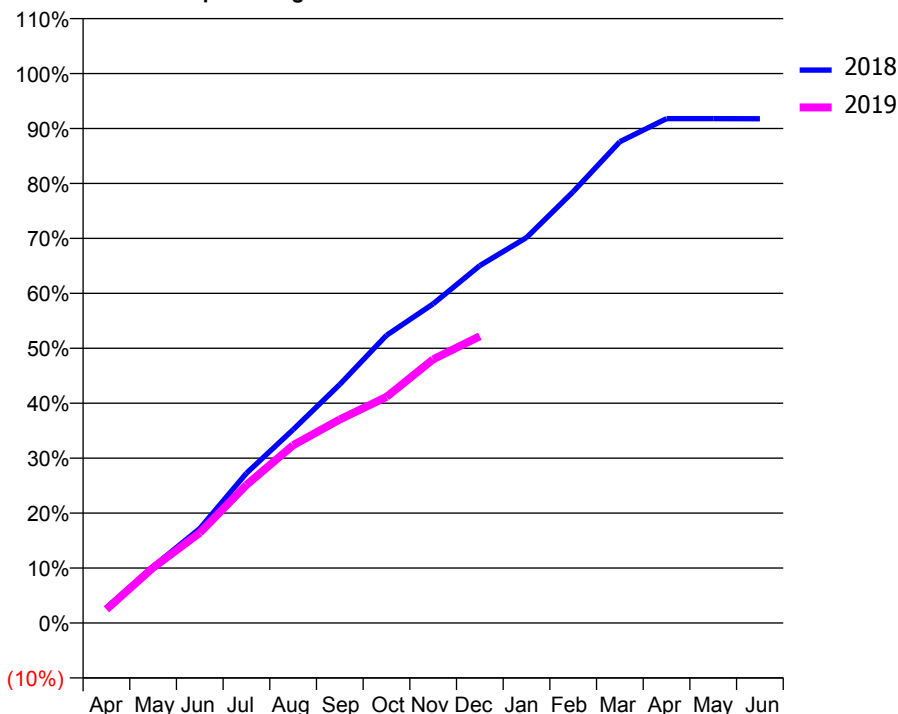
ACCESS*

Patients seen in 24 months	Total	Change since previous quarter
Quarter ending December 2017	4,421	
Quarter ending March 2018	4,453	→
Quarter ending June 2018	4,540	→
Quarter ending September 2018	4,553	→
Quarter ending December 2018	4,459	↓
Variance since December 2017	0.9%	→



ACTIVITY

Cumulative percentage of contracted UDA delivered 2018 & 2019



Month	Adjusted Scheduled Activity (UDA)	
	2018	2019
April	365	329
May	1,354	1,330
June	2,268	2,165
July	3,594	3,314
August	4,643	4,268
September	5,726	4,883
October	6,904	5,426
November	7,657	6,328
December	8,578	6,882
January	9,250	
February	10,351	
March	11,548	
April	12,103	
May	12,103	
June	12,100	

QUALITY

	Quantity	Base Number	Contract	AT	Region	England
% of FP17s for the same patient ID Re-attending within 3 months - Children	19	559	3.4%	10.8%	11.6%	11.8%
% of FP17s for the same patient ID Re-attending within 3 months - Adults	307	2,725	11.3%	14.0%	15.1%	15.6%
% of FP17s for the same patient ID Re-attending between 3 & 9 months - Children	197	559	35.2%	59.8%	59.9%	58.8%
% of FP17s for the same patient ID Re-attending between 3 & 9 months - Adults	921	2,725	33.8%	49.4%	52.0%	51.0%
% of FP17s for Band 1 Urgent Courses	253	3,094	8.2%	9.0%	8.0%	9.0%
% of FP17s Relating to Free Repair or Replacements	8	3,094	0.3%	0.7%	0.8%	0.8%
% of FP17s Relating to Continuations	34	3,094	1.1%	1.0%	0.9%	0.9%
% of Patients satisfied with the dentistry they have received	1	1	N/A	93.7%	93.6%	93.2%
% of Patients satisfied with the time they had to wait for an appointment	1	1	N/A	86.8%	88.6%	88.3%

* This is based on patients treated on this contract for their most recent course of treatment. Figures in italics indicate the base number of FP17s or Patient Questionnaire responses are less than 100. N/A is shown where the base number of responses is less than 10 during the period. % is calculated as Quantity/Base number*100

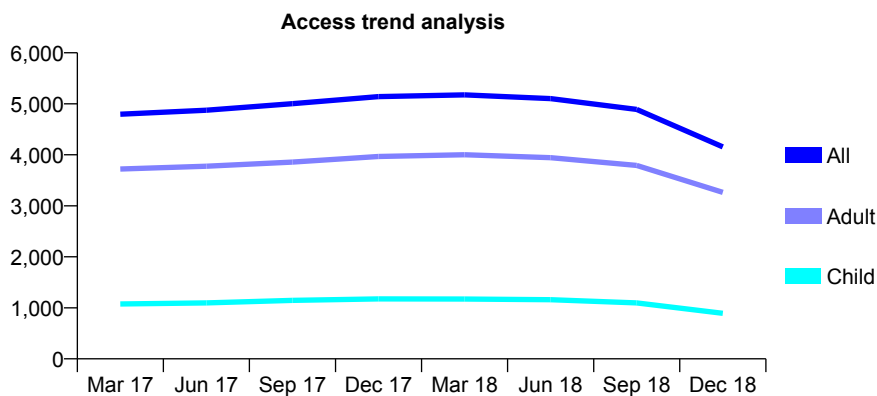
Q56 - Vital Signs At a Glance Contract Report for 101338/0101 - December 2018

Name or company name	Whitecross Dental Care Limited
Contract type name	GDS Contract
Purpose of contract	General
Contract start date	01/10/2009
Contract end date	30/11/2018

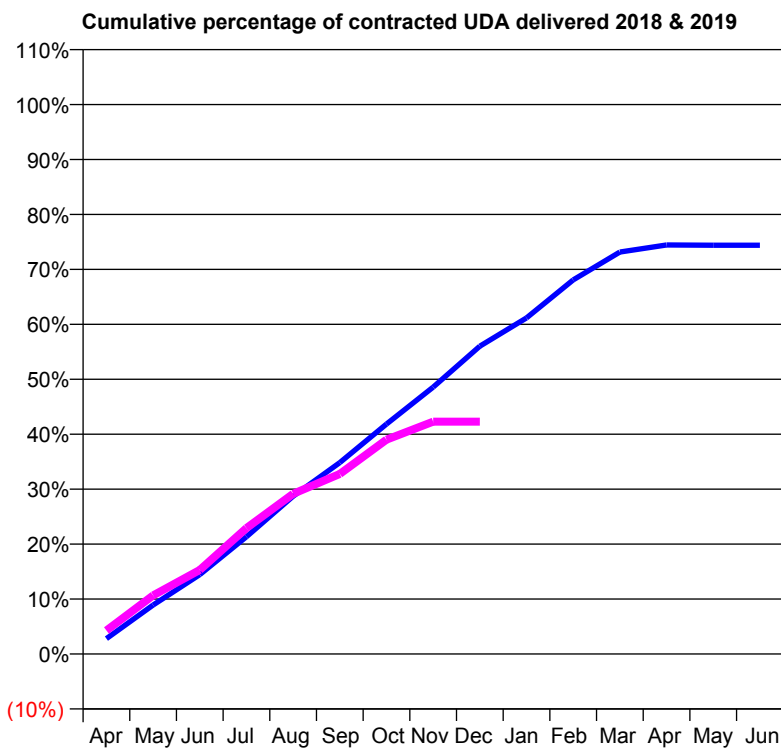
18/19 Contracted general activity (UDA)	9,333
Carry forward general activity (UDA)	0
18/19 Contracted orthodontic activity (UOA)	0
Carry forward orthodontic activity (UOA)	0
Baseline contract value	£236,310.17

ACCESS*

Patients seen in 24 months	Total	Change since previous quarter
Quarter ending December 2017	5,142	
Quarter ending March 2018	5,174	→
Quarter ending June 2018	5,103	↓
Quarter ending September 2018	4,890	↓
Quarter ending December 2018	4,155	↓
Variance since December 2017	(19.2%)	↓



ACTIVITY



Month	Adjusted Scheduled Activity (UDA)	
	2018	2019
April	393	400
May	1,249	996
June	2,023	1,428
July	2,987	2,138
August	4,020	2,721
September	4,877	3,058
October	5,858	3,641
November	6,801	3,947
December	7,844	3,947
January	8,563	
February	9,533	
March	10,242	
April	10,420	
May	10,415	
June	10,415	

QUALITY

	Quantity	Base Number	Contract	AT	Region	England
% of FP17s for the same patient ID Re-attending within 3 months - Children	12	480	2.5%	10.8%	11.6%	11.8%
% of FP17s for the same patient ID Re-attending within 3 months - Adults	133	1,779	7.5%	14.0%	15.1%	15.6%
% of FP17s for the same patient ID Re-attending between 3 & 9 months - Children	224	480	46.7%	59.8%	59.9%	58.8%
% of FP17s for the same patient ID Re-attending between 3 & 9 months - Adults	724	1,779	40.7%	49.4%	52.0%	51.0%
% of FP17s for Band 1 Urgent Courses	193	2,164	8.9%	9.0%	8.0%	9.0%
% of FP17s Relating to Free Repair or Replacements	21	2,164	1.0%	0.7%	0.8%	0.8%
% of FP17s Relating to Continuations	18	2,164	0.8%	1.0%	0.9%	0.9%
% of Patients satisfied with the dentistry they have received	0	0	N/A	93.7%	93.6%	93.2%
% of Patients satisfied with the time they had to wait for an appointment	0	0	N/A	86.8%	88.6%	88.3%

* This is based on patients treated on this contract for their most recent course of treatment. Figures in italics indicate the base number of FP17s or Patient Questionnaire responses are less than 100. N/A is shown where the base number of responses is less than 10 during the period. % is calculated as Quantity/Base number*100

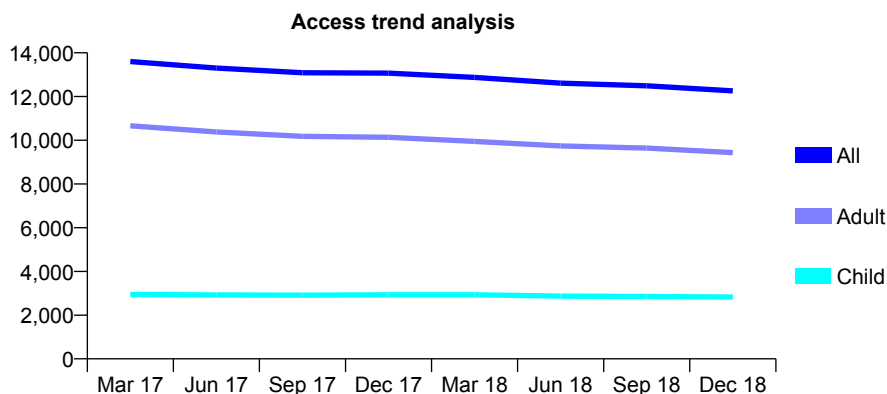
Q56 - Vital Signs At a Glance Contract Report for 101338/0125 - December 2018

Name or company name	Whitecross Dental Care Limited
Contract type name	GDS Contract
Purpose of contract	General
Contract start date	01/10/2010
Contract end date	

18/19 Contracted general activity (UDA)	45,000
Carry forward general activity (UDA)	0
18/19 Contracted orthodontic activity (UOA)	0
Carry forward orthodontic activity (UOA)	0
Baseline contract value	£1,206,948.52

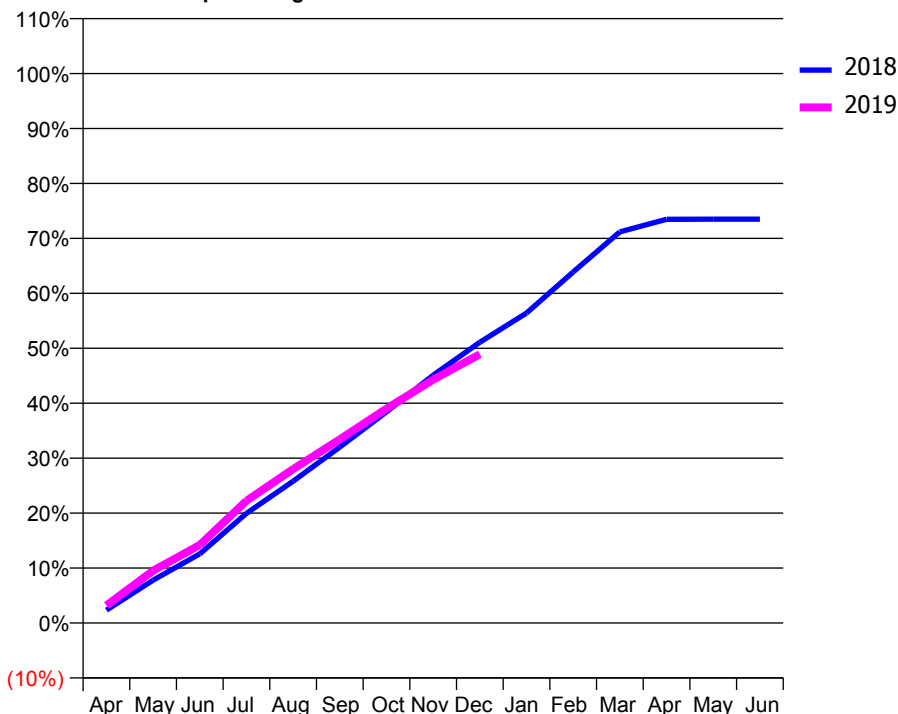
ACCESS*

Patients seen in 24 months	Total	Change since previous quarter
Quarter ending December 2017	13,071	
Quarter ending March 2018	12,874	↓
Quarter ending June 2018	12,611	↓
Quarter ending September 2018	12,492	→
Quarter ending December 2018	12,259	↓
Variance since December 2017	(6.2%)	↓



ACTIVITY

Cumulative percentage of contracted UDA delivered 2018 & 2019



Month	Adjusted Scheduled Activity (UDA)	
	2018	2019
April	1,056	1,435
May	3,516	4,286
June	5,658	6,393
July	8,979	10,004
August	11,610	12,608
September	14,404	15,039
October	17,293	17,551
November	20,295	19,928
December	22,995	22,014
January	25,380	
February	28,749	
March	32,037	
April	33,061	
May	33,072	
June	33,072	

QUALITY

	Quantity	Base Number	Contract	AT	Region	England
% of FP17s for the same patient ID Re-attending within 3 months - Children	108	2,460	4.4%	10.8%	11.6%	11.8%
% of FP17s for the same patient ID Re-attending within 3 months - Adults	648	7,301	8.9%	14.0%	15.1%	15.6%
% of FP17s for the same patient ID Re-attending between 3 & 9 months - Children	1,280	2,460	52.0%	59.8%	59.9%	58.8%
% of FP17s for the same patient ID Re-attending between 3 & 9 months - Adults	3,044	7,301	41.7%	49.4%	52.0%	51.0%
% of FP17s for Band 1 Urgent Courses	571	9,387	6.1%	9.0%	8.0%	9.0%
% of FP17s Relating to Free Repair or Replacements	35	9,387	0.4%	0.7%	0.8%	0.8%
% of FP17s Relating to Continuations	94	9,387	1.0%	1.0%	0.9%	0.9%
% of Patients satisfied with the dentistry they have received	4	5	N/A	93.7%	93.6%	93.2%
% of Patients satisfied with the time they had to wait for an appointment	4	5	N/A	86.8%	88.6%	88.3%

* This is based on patients treated on this contract for their most recent course of treatment. Figures in italics indicate the base number of FP17s or Patient Questionnaire responses are less than 100. N/A is shown where the base number of responses is less than 10 during the period. % is calculated as Quantity/Base number*100

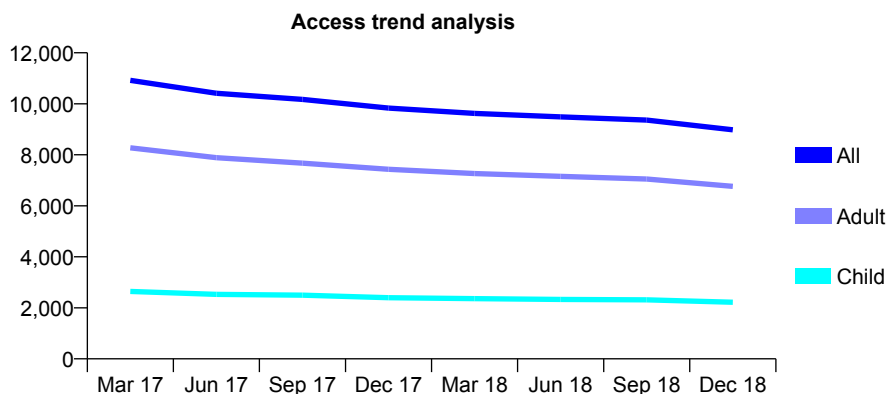
Q56 - Vital Signs At a Glance Contract Report for 101338/0126 - December 2018

Name or company name	Whitecross Dental Care Limited
Contract type name	GDS Contract
Purpose of contract	General
Contract start date	01/10/2010
Contract end date	

18/19 Contracted general activity (UDA)	41,356
Carry forward general activity (UDA)	0
18/19 Contracted orthodontic activity (UOA)	0
Carry forward orthodontic activity (UOA)	0
Baseline contract value	£1,109,003.35

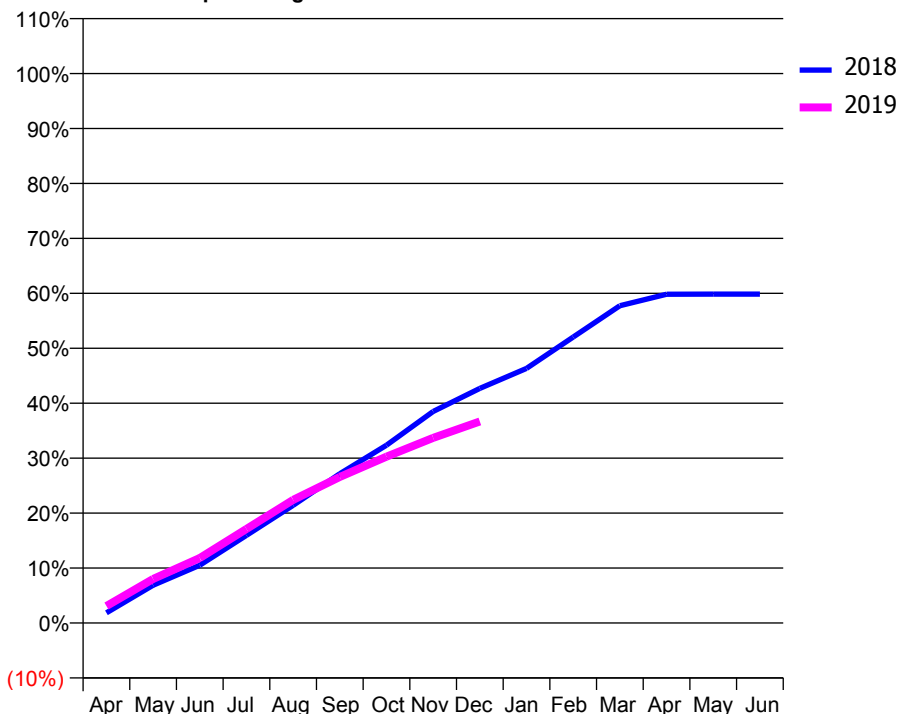
ACCESS*

Patients seen in 24 months	Total	Change since previous quarter
Quarter ending December 2017	9,832	
Quarter ending March 2018	9,626	↓
Quarter ending June 2018	9,486	↓
Quarter ending September 2018	9,363	↓
Quarter ending December 2018	8,983	↓
Variance since December 2017	(8.6%)	↓



ACTIVITY

Cumulative percentage of contracted UDA delivered 2018 & 2019



Month	Adjusted Scheduled Activity (UDA)	
	2018	2019
April	768	1,276
May	2,843	3,318
June	4,348	4,888
July	6,602	7,080
August	8,857	9,272
September	11,239	10,995
October	13,385	12,518
November	15,918	13,937
December	17,658	15,167
January	19,161	
February	21,519	
March	23,885	
April	24,746	
May	24,750	
June	24,750	

QUALITY

	Quantity	Base Number	Contract	AT	Region	England
% of FP17s for the same patient ID Re-attending within 3 months - Children	92	1,907	4.8%	10.8%	11.6%	11.8%
% of FP17s for the same patient ID Re-attending within 3 months - Adults	534	5,921	9.0%	14.0%	15.1%	15.6%
% of FP17s for the same patient ID Re-attending between 3 & 9 months - Children	990	1,907	51.9%	59.8%	59.9%	58.8%
% of FP17s for the same patient ID Re-attending between 3 & 9 months - Adults	3,015	5,921	50.9%	49.4%	52.0%	51.0%
% of FP17s for Band 1 Urgent Courses	620	7,480	8.3%	9.0%	8.0%	9.0%
% of FP17s Relating to Free Repair or Replacements	34	7,480	0.5%	0.7%	0.8%	0.8%
% of FP17s Relating to Continuations	68	7,480	0.9%	1.0%	0.9%	0.9%
% of Patients satisfied with the dentistry they have received	8	8	N/A	93.7%	93.6%	93.2%
% of Patients satisfied with the time they had to wait for an appointment	7	8	N/A	86.8%	88.6%	88.3%

* This is based on patients treated on this contract for their most recent course of treatment. Figures in italics indicate the base number of FP17s or Patient Questionnaire responses are less than 100. N/A is shown where the base number of responses is less than 10 during the period. % is calculated as Quantity/Base number*100

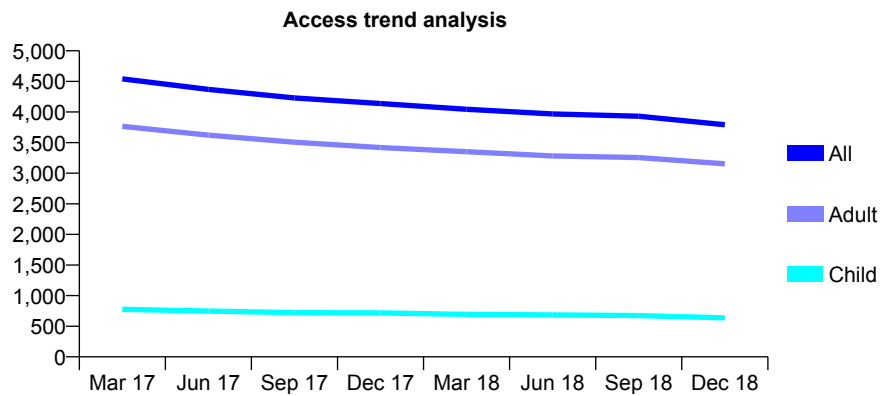
Q56 - Vital Signs At a Glance Contract Report for 101338/0127 - December 2018

Name or company name	Whitecross Dental Care Limited
Contract type name	GDS Contract
Purpose of contract	General
Contract start date	01/10/2010
Contract end date	30/11/2018

18/19 Contracted general activity (UDA)	10,000
Carry forward general activity (UDA)	0
18/19 Contracted orthodontic activity (UOA)	0
Carry forward orthodontic activity (UOA)	0
Baseline contract value	£268,575.18

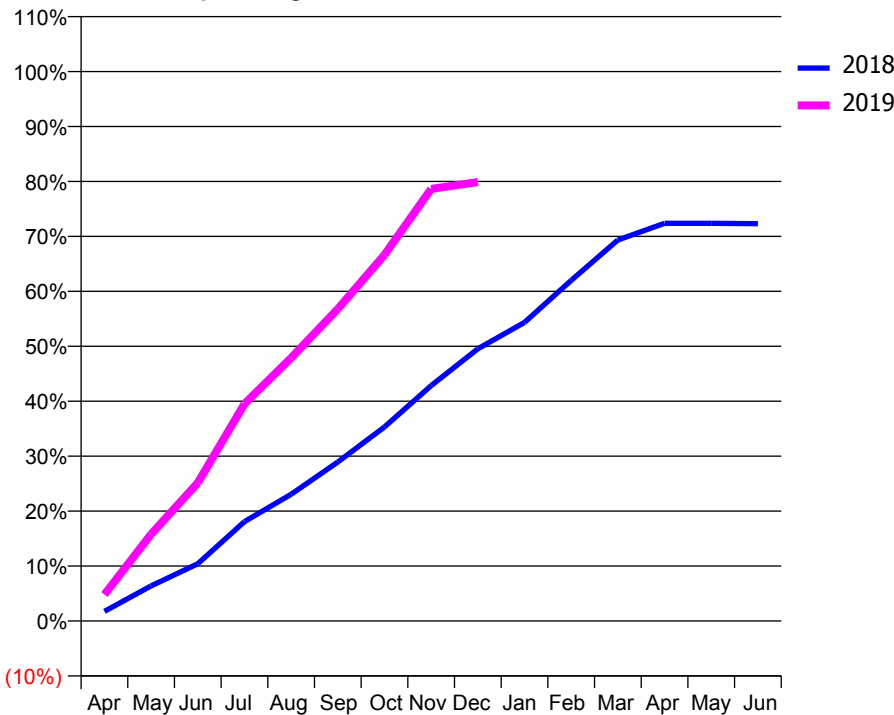
ACCESS*

Patients seen in 24 months	Total	Change since previous quarter
Quarter ending December 2017	4,138	
Quarter ending March 2018	4,044	↓
Quarter ending June 2018	3,968	↓
Quarter ending September 2018	3,931	→
Quarter ending December 2018	3,792	↓
Variance since December 2017	(8.4%)	↓



ACTIVITY

Cumulative percentage of contracted UDA delivered 2018 & 2019



Month	Adjusted Scheduled Activity (UDA)	
	2018	2019
April	262	482
May	958	1,580
June	1,564	2,515
July	2,713	3,951
August	3,460	4,789
September	4,342	5,681
October	5,299	6,665
November	6,428	7,864
December	7,429	7,988
January	8,153	
February	9,298	
March	10,403	
April	10,855	
May	10,856	
June	10,846	

QUALITY

	Quantity	Base Number	Contract	AT	Region	England
% of FP17s for the same patient ID Re-attending within 3 months - Children	59	696	8.5%	10.8%	11.6%	11.8%
% of FP17s for the same patient ID Re-attending within 3 months - Adults	495	3,393	14.6%	14.0%	15.1%	15.6%
% of FP17s for the same patient ID Re-attending between 3 & 9 months - Children	444	696	63.8%	59.8%	59.9%	58.8%
% of FP17s for the same patient ID Re-attending between 3 & 9 months - Adults	1,975	3,393	58.2%	49.4%	52.0%	51.0%
% of FP17s for Band 1 Urgent Courses	143	3,882	3.7%	9.0%	8.0%	9.0%
% of FP17s Relating to Free Repair or Replacements	55	3,882	1.4%	0.7%	0.8%	0.8%
% of FP17s Relating to Continuations	102	3,882	2.6%	1.0%	0.9%	0.9%
% of Patients satisfied with the dentistry they have received	3	3	N/A	93.7%	93.6%	93.2%
% of Patients satisfied with the time they had to wait for an appointment	2	3	N/A	86.8%	88.6%	88.3%

* This is based on patients treated on this contract for their most recent course of treatment. Figures in italics indicate the base number of FP17s or Patient Questionnaire responses are less than 100. N/A is shown where the base number of responses is less than 10 during the period. % is calculated as Quantity/Base number*100

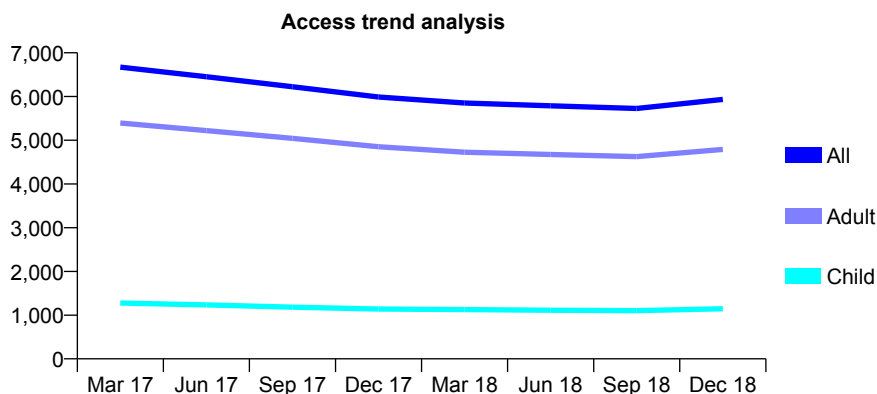
Q56 - Vital Signs At a Glance Contract Report for 101338/0128 - December 2018

Name or company name	Whitecross Dental Care Limited
Contract type name	GDS Contract
Purpose of contract	General
Contract start date	01/10/2010
Contract end date	

18/19 Contracted general activity (UDA)	21,000
Carry forward general activity (UDA)	0
18/19 Contracted orthodontic activity (UOA)	0
Carry forward orthodontic activity (UOA)	0
Baseline contract value	£568,340.49

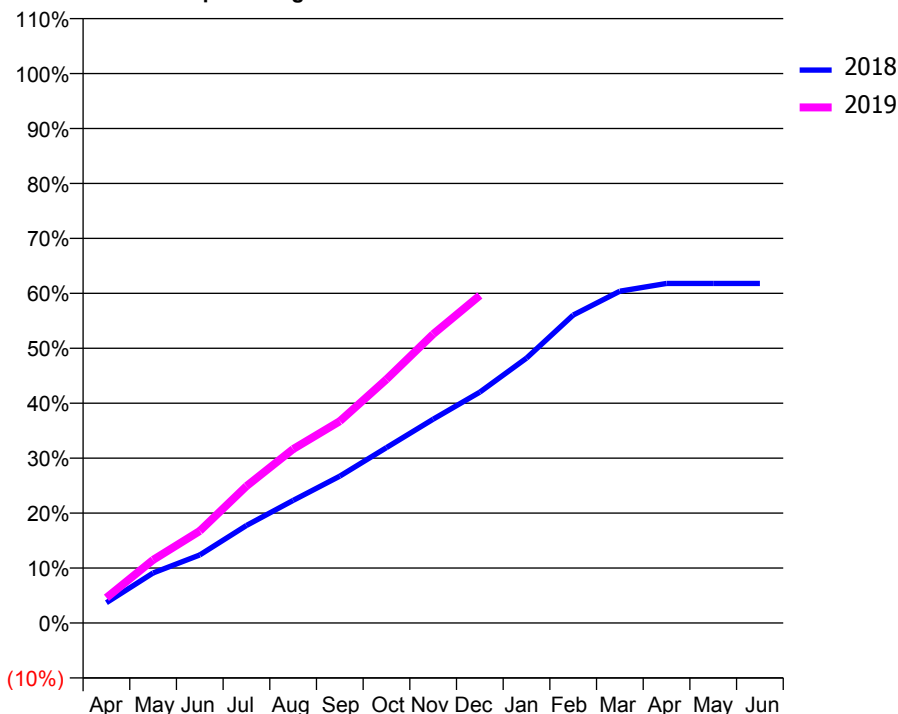
ACCESS*

Patients seen in 24 months	Total	Change since previous quarter
Quarter ending December 2017	5,990	
Quarter ending March 2018	5,853	↓
Quarter ending June 2018	5,787	↓
Quarter ending September 2018	5,726	↓
Quarter ending December 2018	5,934	↑
Variance since December 2017	(0.9%)	→



ACTIVITY

Cumulative percentage of contracted UDA delivered 2018 & 2019



Month	Adjusted Scheduled Activity (UDA)	
	2018	2019
April	775	963
May	1,915	2,411
June	2,602	3,519
July	3,725	5,232
August	4,687	6,650
September	5,613	7,712
October	6,704	9,312
November	7,792	11,039
December	8,823	12,516
January	10,124	
February	11,768	
March	12,682	
April	12,977	
May	12,978	
June	12,979	

QUALITY

	Quantity	Base Number	Contract	AT	Region	England
% of FP17s for the same patient ID Re-attending within 3 months - Children	68	1,269	5.4%	10.8%	11.6%	11.8%
% of FP17s for the same patient ID Re-attending within 3 months - Adults	525	4,628	11.3%	14.0%	15.1%	15.6%
% of FP17s for the same patient ID Re-attending between 3 & 9 months - Children	651	1,269	51.3%	59.8%	59.9%	58.8%
% of FP17s for the same patient ID Re-attending between 3 & 9 months - Adults	1,742	4,628	37.6%	49.4%	52.0%	51.0%
% of FP17s for Band 1 Urgent Courses	466	5,720	8.1%	9.0%	8.0%	9.0%
% of FP17s Relating to Free Repair or Replacements	27	5,720	0.5%	0.7%	0.8%	0.8%
% of FP17s Relating to Continuations	83	5,720	1.5%	1.0%	0.9%	0.9%
% of Patients satisfied with the dentistry they have received	1	1	N/A	93.7%	93.6%	93.2%
% of Patients satisfied with the time they had to wait for an appointment	0	1	N/A	86.8%	88.6%	88.3%

* This is based on patients treated on this contract for their most recent course of treatment. Figures in italics indicate the base number of FP17s or Patient Questionnaire responses are less than 100. N/A is shown where the base number of responses is less than 10 during the period. % is calculated as Quantity/Base number*100

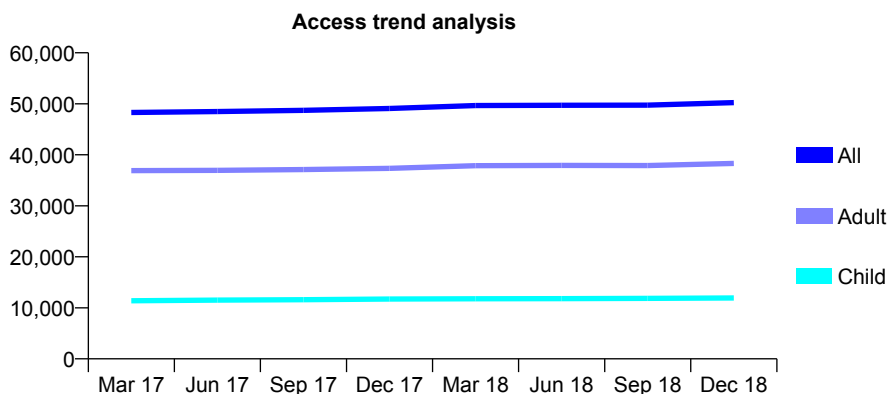
Q56 - Vital Signs At a Glance Contract Report for 101370/0004 - December 2018

Name or company name	Petrie Tucker & Partners Ltd
Contract type name	GDS Contract
Purpose of contract	General
Contract start date	01/04/2006
Contract end date	

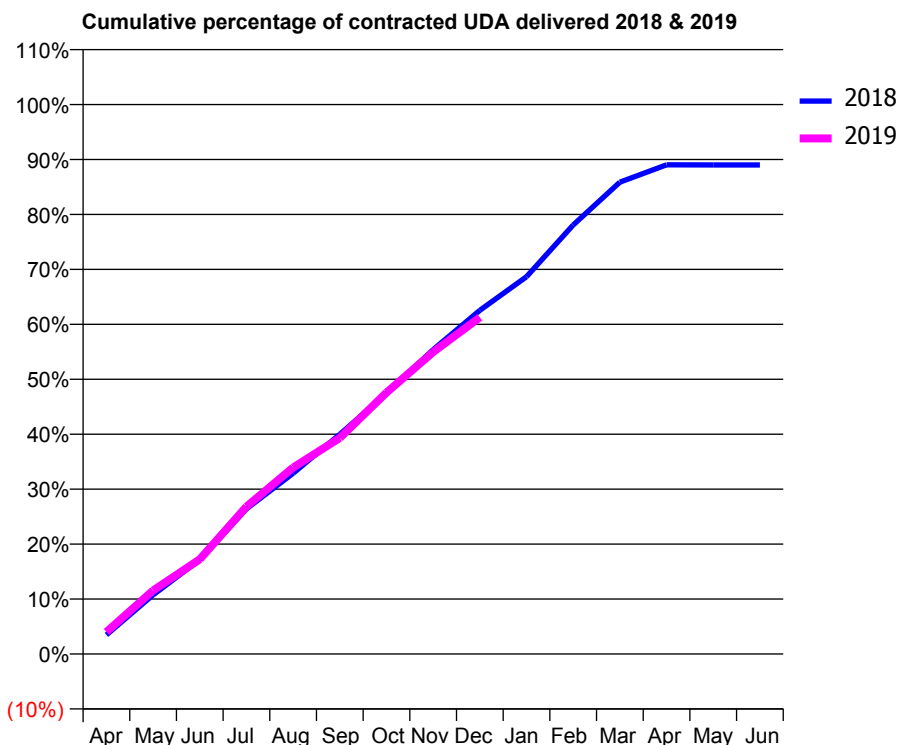
18/19 Contracted general activity (UDA)	144,576
Carry forward general activity (UDA)	0
18/19 Contracted orthodontic activity (UOA)	0
Carry forward orthodontic activity (UOA)	0
Baseline contract value	£3,805,381.10

ACCESS*

Patients seen in 24 months	Total	Change since previous quarter
Quarter ending December 2017	49,086	
Quarter ending March 2018	49,663	→
Quarter ending June 2018	49,724	→
Quarter ending September 2018	49,737	→
Quarter ending December 2018	50,248	→
Variance since December 2017	2.4%	↑



ACTIVITY



Month	Adjusted Scheduled Activity (UDA)	
	2018	2019
April	5,041	5,815
May	15,543	16,702
June	24,823	24,941
July	38,197	38,777
August	47,557	49,080
September	57,797	56,862
October	68,528	68,770
November	80,094	79,446
December	90,417	88,566
January	99,272	
February	112,888	
March	124,158	
April	128,693	
May	128,660	
June	128,658	

QUALITY

	Quantity	Base Number	Contract	AT	Region	England
% of FP17s for the same patient ID Re-attending within 3 months - Children	652	12,393	5.3%	10.8%	11.6%	11.8%
% of FP17s for the same patient ID Re-attending within 3 months - Adults	3,201	34,848	9.2%	14.0%	15.1%	15.6%
% of FP17s for the same patient ID Re-attending between 3 & 9 months - Children	7,533	12,393	60.8%	59.8%	59.9%	58.8%
% of FP17s for the same patient ID Re-attending between 3 & 9 months - Adults	16,957	34,848	48.7%	49.4%	52.0%	51.0%
% of FP17s for Band 1 Urgent Courses	1,591	45,178	3.5%	9.0%	8.0%	9.0%
% of FP17s Relating to Free Repair or Replacements	283	45,178	0.6%	0.7%	0.8%	0.8%
% of FP17s Relating to Continuations	624	45,178	1.4%	1.0%	0.9%	0.9%
% of Patients satisfied with the dentistry they have received	17	17	100.0%	93.7%	93.6%	93.2%
% of Patients satisfied with the time they had to wait for an appointment	15	17	88.2%	86.8%	88.6%	88.3%

* This is based on patients treated on this contract for their most recent course of treatment. Figures in italics indicate the base number of FP17s or Patient Questionnaire responses are less than 100. N/A is shown where the base number of responses is less than 10 during the period. % is calculated as Quantity/Base number*100

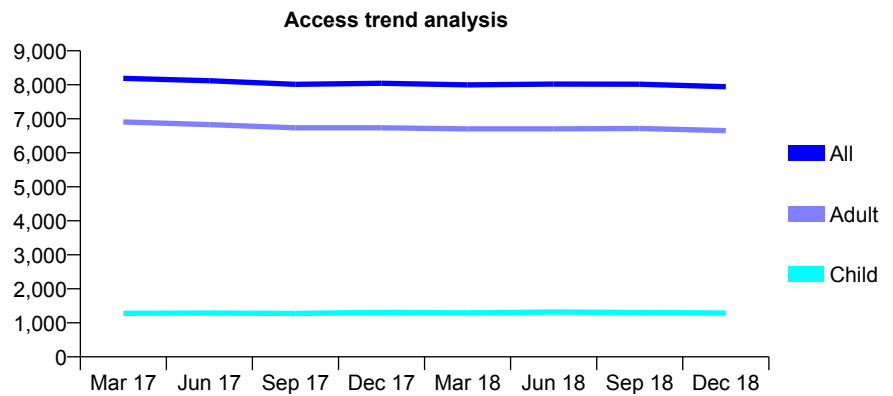
Q56 - Vital Signs At a Glance Contract Report for 101435/0009 - December 2018

Name or company name	IDH Limited
Contract type name	GDS Contract
Purpose of contract	General
Contract start date	01/04/2006
Contract end date	

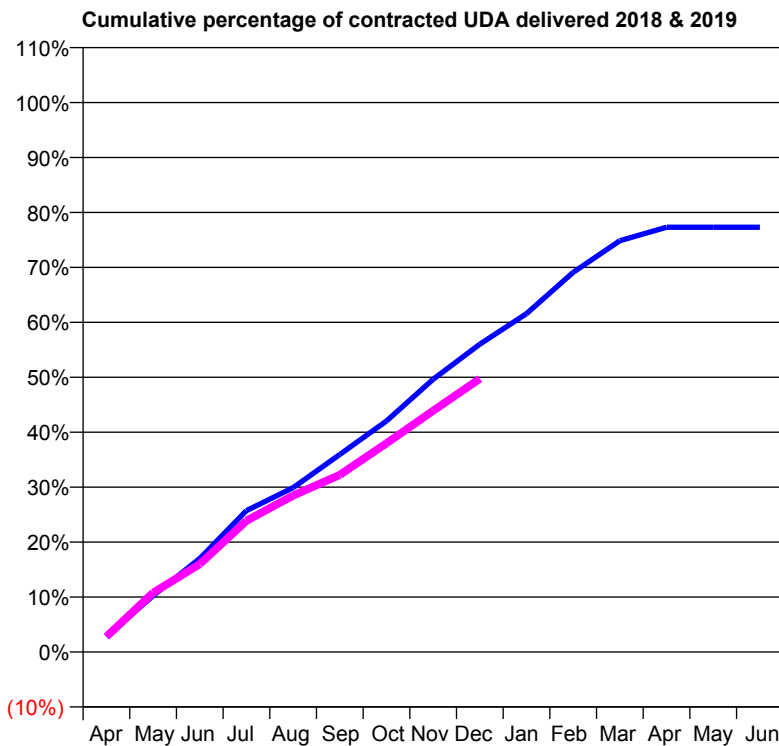
18/19 Contracted general activity (UDA)	25,917
Carry forward general activity (UDA)	0
18/19 Contracted orthodontic activity (UOA)	0
Carry forward orthodontic activity (UOA)	0
Baseline contract value	£576,862.21

ACCESS*

Patients seen in 24 months	Total	Change since previous quarter
Quarter ending December 2017	8,045	
Quarter ending March 2018	7,997	→
Quarter ending June 2018	8,020	→
Quarter ending September 2018	8,019	→
Quarter ending December 2018	7,942	→
Variance since December 2017	(1.3%)	↓



ACTIVITY



Month	Adjusted Scheduled Activity (UDA)	
	2018	2019
April	716	728
May	2,654	2,793
June	4,411	4,145
July	6,673	6,194
August	7,752	7,380
September	9,320	8,357
October	10,896	9,845
November	12,865	11,382
December	14,521	12,891
January	15,957	
February	17,907	
March	19,400	
April	20,034	
May	20,034	
June	20,034	

QUALITY

	Quantity	Base Number	Contract	AT	Region	England
% of FP17s for the same patient ID Re-attending within 3 months - Children	64	1,148	5.6%	10.8%	11.6%	11.8%
% of FP17s for the same patient ID Re-attending within 3 months - Adults	838	5,821	14.4%	14.0%	15.1%	15.6%
% of FP17s for the same patient ID Re-attending between 3 & 9 months - Children	612	1,148	53.3%	59.8%	59.9%	58.8%
% of FP17s for the same patient ID Re-attending between 3 & 9 months - Adults	2,208	5,821	37.9%	49.4%	52.0%	51.0%
% of FP17s for Band 1 Urgent Courses	565	6,660	8.5%	9.0%	8.0%	9.0%
% of FP17s Relating to Free Repair or Replacements	26	6,660	0.4%	0.7%	0.8%	0.8%
% of FP17s Relating to Continuations	164	6,660	2.5%	1.0%	0.9%	0.9%
% of Patients satisfied with the dentistry they have received	3	4	N/A	93.7%	93.6%	93.2%
% of Patients satisfied with the time they had to wait for an appointment	3	4	N/A	86.8%	88.6%	88.3%

* This is based on patients treated on this contract for their most recent course of treatment. Figures in italics indicate the base number of FP17s or Patient Questionnaire responses are less than 100. N/A is shown where the base number of responses is less than 10 during the period. % is calculated as Quantity/Base number*100

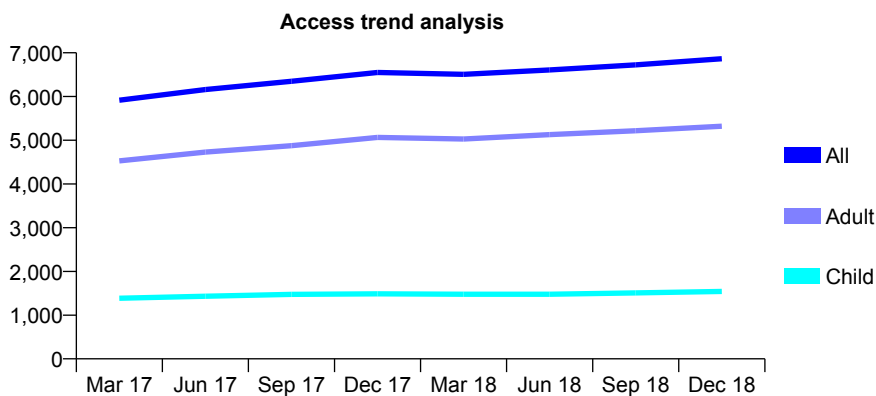
Q56 - Vital Signs At a Glance Contract Report for 101435/0010 - December 2018

Name or company name	IDH Limited
Contract type name	GDS Contract
Purpose of contract	General
Contract start date	01/04/2006
Contract end date	

18/19 Contracted general activity (UDA)	21,213
Carry forward general activity (UDA)	0
18/19 Contracted orthodontic activity (UOA)	0
Carry forward orthodontic activity (UOA)	0
Baseline contract value	£626,362.31

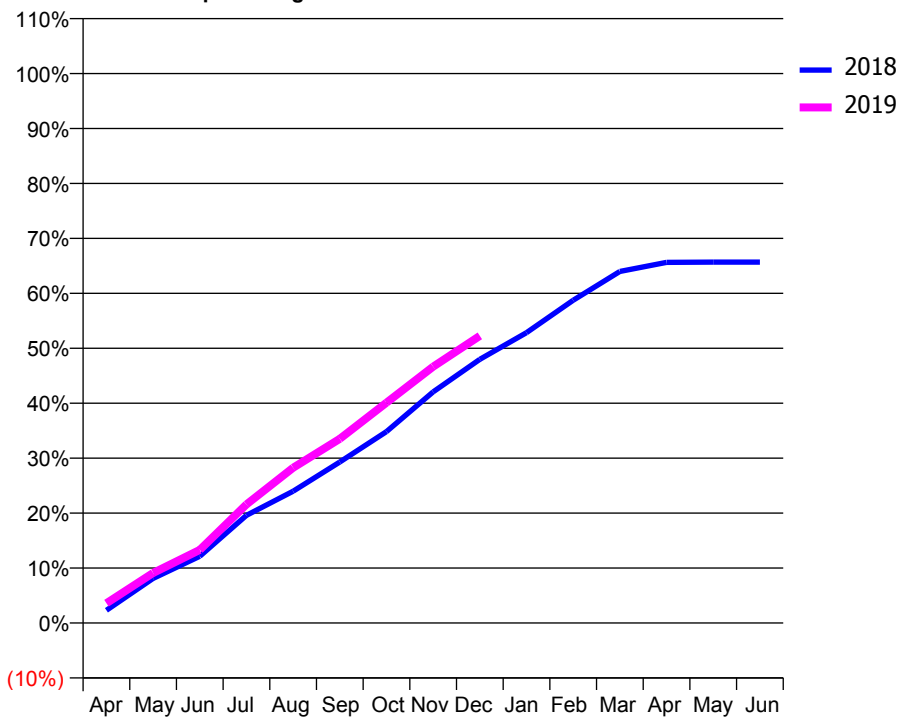
ACCESS*

Patients seen in 24 months	Total	Change since previous quarter
Quarter ending December 2017	6,551	
Quarter ending March 2018	6,507	→
Quarter ending June 2018	6,607	→
Quarter ending September 2018	6,723	→
Quarter ending December 2018	6,864	↑
Variance since December 2017	4.8%	↑



ACTIVITY

Cumulative percentage of contracted UDA delivered 2018 & 2019



Month	Adjusted Scheduled Activity (UDA)	
	2018	2019
April	490	767
May	1,721	1,935
June	2,578	2,826
July	4,158	4,577
August	5,087	5,995
September	6,216	7,112
October	7,387	8,508
November	8,922	9,894
December	10,180	11,086
January	11,212	
February	12,459	
March	13,571	
April	13,922	
May	13,934	
June	13,931	

QUALITY

	Quantity	Base Number	Contract	AT	Region	England
% of FP17s for the same patient ID Re-attending within 3 months - Children	73	1,423	5.1%	10.8%	11.6%	11.8%
% of FP17s for the same patient ID Re-attending within 3 months - Adults	353	4,349	8.1%	14.0%	15.1%	15.6%
% of FP17s for the same patient ID Re-attending between 3 & 9 months - Children	620	1,423	43.6%	59.8%	59.9%	58.8%
% of FP17s for the same patient ID Re-attending between 3 & 9 months - Adults	1,651	4,349	38.0%	49.4%	52.0%	51.0%
% of FP17s for Band 1 Urgent Courses	259	5,604	4.6%	9.0%	8.0%	9.0%
% of FP17s Relating to Free Repair or Replacements	38	5,604	0.7%	0.7%	0.8%	0.8%
% of FP17s Relating to Continuations	50	5,604	0.9%	1.0%	0.9%	0.9%
% of Patients satisfied with the dentistry they have received	3	3	N/A	93.7%	93.6%	93.2%
% of Patients satisfied with the time they had to wait for an appointment	3	3	N/A	86.8%	88.6%	88.3%

* This is based on patients treated on this contract for their most recent course of treatment. Figures in italics indicate the base number of FP17s or Patient Questionnaire responses are less than 100. N/A is shown where the base number of responses is less than 10 during the period. % is calculated as Quantity/Base number*100

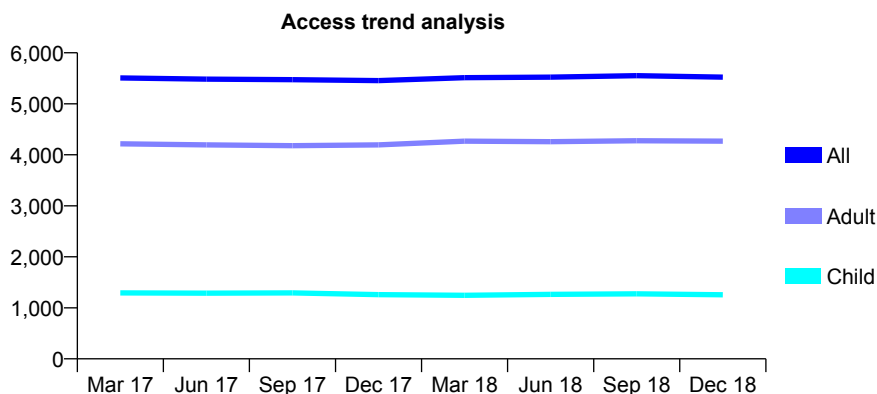
Q56 - Vital Signs At a Glance Contract Report for 101435/0011 - December 2018

Name or company name	IDH Limited
Contract type name	GDS Contract
Purpose of contract	General
Contract start date	01/04/2006
Contract end date	

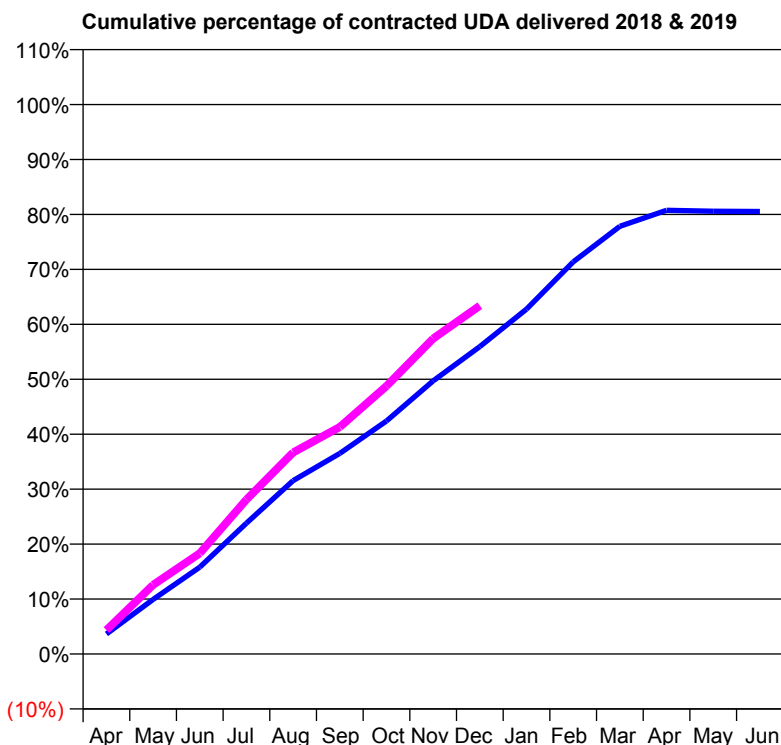
18/19 Contracted general activity (UDA)	14,000
Carry forward general activity (UDA)	0
18/19 Contracted orthodontic activity (UOA)	0
Carry forward orthodontic activity (UOA)	0
Baseline contract value	£322,541.16

ACCESS*

Patients seen in 24 months	Total	Change since previous quarter
Quarter ending December 2017	5,455	
Quarter ending March 2018	5,512	→
Quarter ending June 2018	5,523	→
Quarter ending September 2018	5,551	→
Quarter ending December 2018	5,523	→
Variance since December 2017	1.2%	→



ACTIVITY



Month	Adjusted Scheduled Activity (UDA)	
	2018	2019
April	553	609
May	1,503	1,763
June	2,393	2,567
July	3,603	3,937
August	4,776	5,135
September	5,522	5,784
October	6,417	6,828
November	7,520	8,036
December	8,465	8,874
January	9,496	
February	10,798	
March	11,775	
April	12,215	
May	12,191	
June	12,184	

QUALITY

	Quantity	Base Number	Contract	AT	Region	England
% of FP17s for the same patient ID Re-attending within 3 months - Children	34	1,272	2.7%	10.8%	11.6%	11.8%
% of FP17s for the same patient ID Re-attending within 3 months - Adults	204	3,622	5.6%	14.0%	15.1%	15.6%
% of FP17s for the same patient ID Re-attending between 3 & 9 months - Children	796	1,272	62.6%	59.8%	59.9%	58.8%
% of FP17s for the same patient ID Re-attending between 3 & 9 months - Adults	932	3,622	25.7%	49.4%	52.0%	51.0%
% of FP17s for Band 1 Urgent Courses	176	4,696	3.7%	9.0%	8.0%	9.0%
% of FP17s Relating to Free Repair or Replacements	6	4,696	0.1%	0.7%	0.8%	0.8%
% of FP17s Relating to Continuations	30	4,696	0.6%	1.0%	0.9%	0.9%
% of Patients satisfied with the dentistry they have received	2	2	N/A	93.7%	93.6%	93.2%
% of Patients satisfied with the time they had to wait for an appointment	1	2	N/A	86.8%	88.6%	88.3%

* This is based on patients treated on this contract for their most recent course of treatment. Figures in italics indicate the base number of FP17s or Patient Questionnaire responses are less than 100. N/A is shown where the base number of responses is less than 10 during the period. % is calculated as Quantity/Base number*100

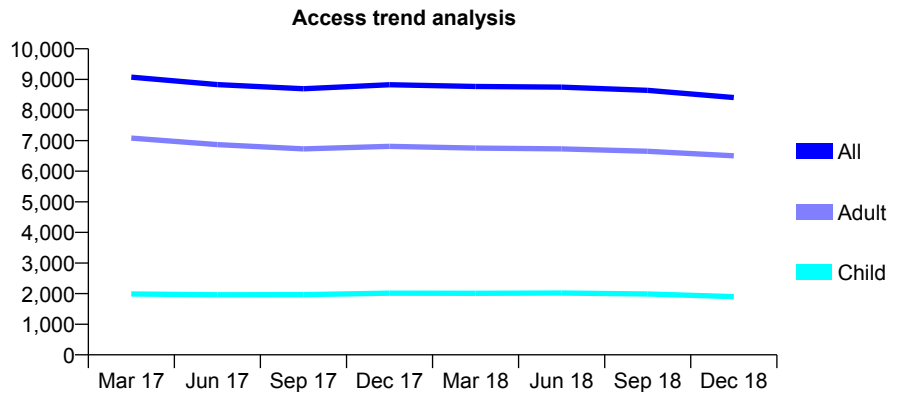
Q56 - Vital Signs At a Glance Contract Report for 101435/0017 - December 2018

Name or company name	IDH Limited
Contract type name	GDS Contract
Purpose of contract	General
Contract start date	01/04/2006
Contract end date	

18/19 Contracted general activity (UDA)	34,178
Carry forward general activity (UDA)	0
18/19 Contracted orthodontic activity (UOA)	0
Carry forward orthodontic activity (UOA)	0
Baseline contract value	£769,898.26

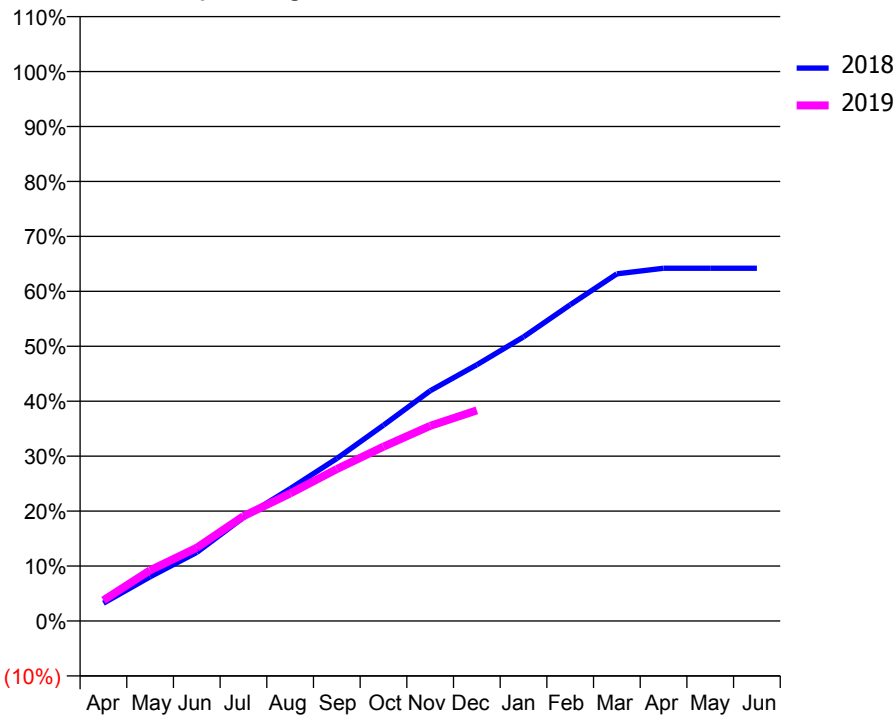
ACCESS*

Patients seen in 24 months	Total	Change since previous quarter
Quarter ending December 2017	8,827	
Quarter ending March 2018	8,768	→
Quarter ending June 2018	8,746	→
Quarter ending September 2018	8,641	↓
Quarter ending December 2018	8,407	↓
Variance since December 2017	(4.8%)	↓



ACTIVITY

Cumulative percentage of contracted UDA delivered 2018 & 2019



Month	Adjusted Scheduled Activity (UDA)	
	2018	2019
April	1,109	1,290
May	2,751	3,155
June	4,264	4,561
July	6,436	6,527
August	8,229	7,937
September	10,108	9,453
October	12,180	10,842
November	14,320	12,138
December	15,940	13,096
January	17,667	
February	19,671	
March	21,597	
April	21,944	
May	21,944	
June	21,944	

QUALITY

	Quantity	Base Number	Contract	AT	Region	England
% of FP17s for the same patient ID Re-attending within 3 months - Children	77	1,485	5.2%	10.8%	11.6%	11.8%
% of FP17s for the same patient ID Re-attending within 3 months - Adults	547	5,126	10.7%	14.0%	15.1%	15.6%
% of FP17s for the same patient ID Re-attending between 3 & 9 months - Children	791	1,485	53.3%	59.8%	59.9%	58.8%
% of FP17s for the same patient ID Re-attending between 3 & 9 months - Adults	2,426	5,126	47.3%	49.4%	52.0%	51.0%
% of FP17s for Band 1 Urgent Courses	236	6,423	3.7%	9.0%	8.0%	9.0%
% of FP17s Relating to Free Repair or Replacements	42	6,423	0.7%	0.7%	0.8%	0.8%
% of FP17s Relating to Continuations	134	6,423	2.1%	1.0%	0.9%	0.9%
% of Patients satisfied with the dentistry they have received	5	5	N/A	93.7%	93.6%	93.2%
% of Patients satisfied with the time they had to wait for an appointment	4	5	N/A	86.8%	88.6%	88.3%

* This is based on patients treated on this contract for their most recent course of treatment. Figures in italics indicate the base number of FP17s or Patient Questionnaire responses are less than 100. N/A is shown where the base number of responses is less than 10 during the period. % is calculated as Quantity/Base number*100

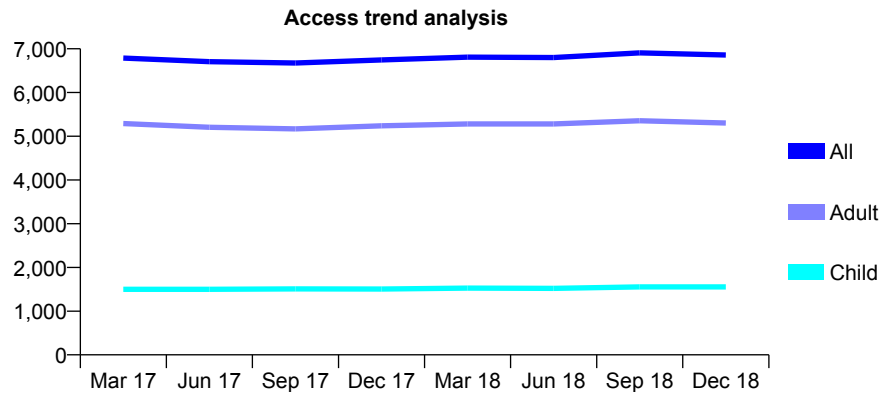
Q56 - Vital Signs At a Glance Contract Report for 101435/0067 - December 2018

Name or company name	IDH Limited
Contract type name	GDS Contract
Purpose of contract	General
Contract start date	19/07/2007
Contract end date	

18/19 Contracted general activity (UDA)	23,462
Carry forward general activity (UDA)	0
18/19 Contracted orthodontic activity (UOA)	0
Carry forward orthodontic activity (UOA)	0
Baseline contract value	£713,883.18

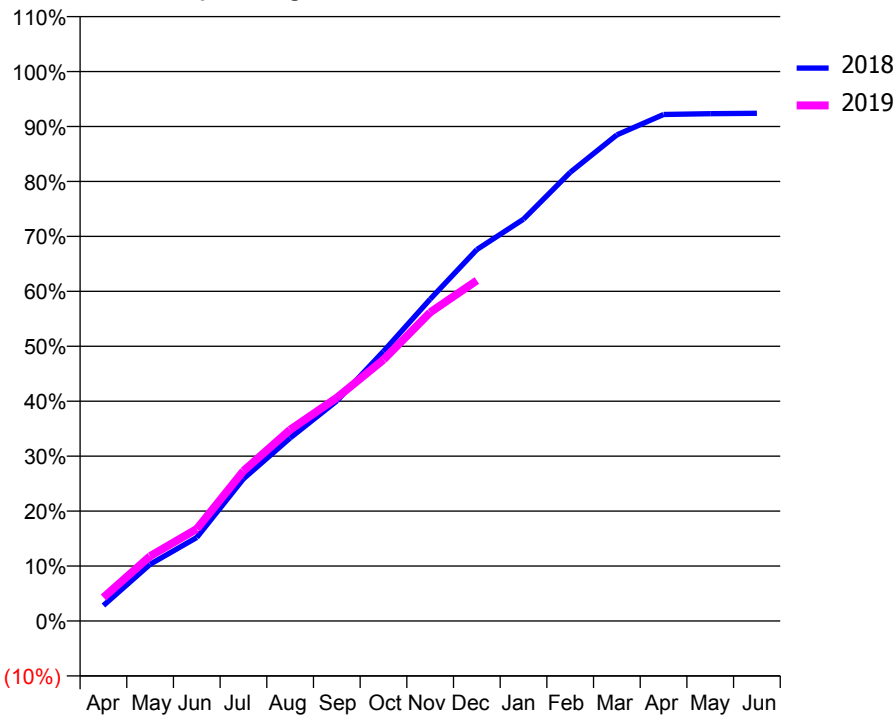
ACCESS*

Patients seen in 24 months	Total	Change since previous quarter
Quarter ending December 2017	6,745	
Quarter ending March 2018	6,809	→
Quarter ending June 2018	6,801	→
Quarter ending September 2018	6,906	→
Quarter ending December 2018	6,857	→
Variance since December 2017	1.7%	→



ACTIVITY

Cumulative percentage of contracted UDA delivered 2018 & 2019



Month	Adjusted Scheduled Activity (UDA)	
	2018	2019
April	661	1,003
May	2,421	2,768
June	3,567	3,932
July	6,070	6,408
August	7,812	8,169
September	9,399	9,533
October	11,513	11,155
November	13,742	13,180
December	15,861	14,541
January	17,157	
February	19,154	
March	20,756	
April	21,629	
May	21,662	
June	21,680	

QUALITY

	Quantity	Base Number	Contract	AT	Region	England
% of FP17s for the same patient ID Re-attending within 3 months - Children	125	1,607	7.8%	10.8%	11.6%	11.8%
% of FP17s for the same patient ID Re-attending within 3 months - Adults	815	4,861	16.8%	14.0%	15.1%	15.6%
% of FP17s for the same patient ID Re-attending between 3 & 9 months - Children	884	1,607	55.0%	59.8%	59.9%	58.8%
% of FP17s for the same patient ID Re-attending between 3 & 9 months - Adults	1,866	4,861	38.4%	49.4%	52.0%	51.0%
% of FP17s for Band 1 Urgent Courses	810	6,106	13.3%	9.0%	8.0%	9.0%
% of FP17s Relating to Free Repair or Replacements	25	6,106	0.4%	0.7%	0.8%	0.8%
% of FP17s Relating to Continuations	143	6,106	2.3%	1.0%	0.9%	0.9%
% of Patients satisfied with the dentistry they have received	4	4	N/A	93.7%	93.6%	93.2%
% of Patients satisfied with the time they had to wait for an appointment	4	4	N/A	86.8%	88.6%	88.3%

* This is based on patients treated on this contract for their most recent course of treatment. Figures in italics indicate the base number of FP17s or Patient Questionnaire responses are less than 100. N/A is shown where the base number of responses is less than 10 during the period. % is calculated as Quantity/Base number*100

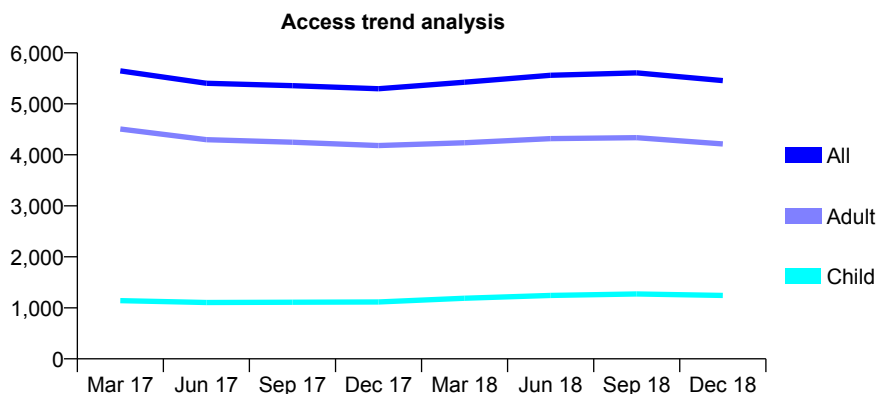
Q56 - Vital Signs At a Glance Contract Report for 101435/0099 - December 2018

Name or company name	IDH Limited
Contract type name	GDS Contract
Purpose of contract	General
Contract start date	01/06/2008
Contract end date	

18/19 Contracted general activity (UDA)	15,500
Carry forward general activity (UDA)	0
18/19 Contracted orthodontic activity (UOA)	0
Carry forward orthodontic activity (UOA)	0
Baseline contract value	£420,556.39

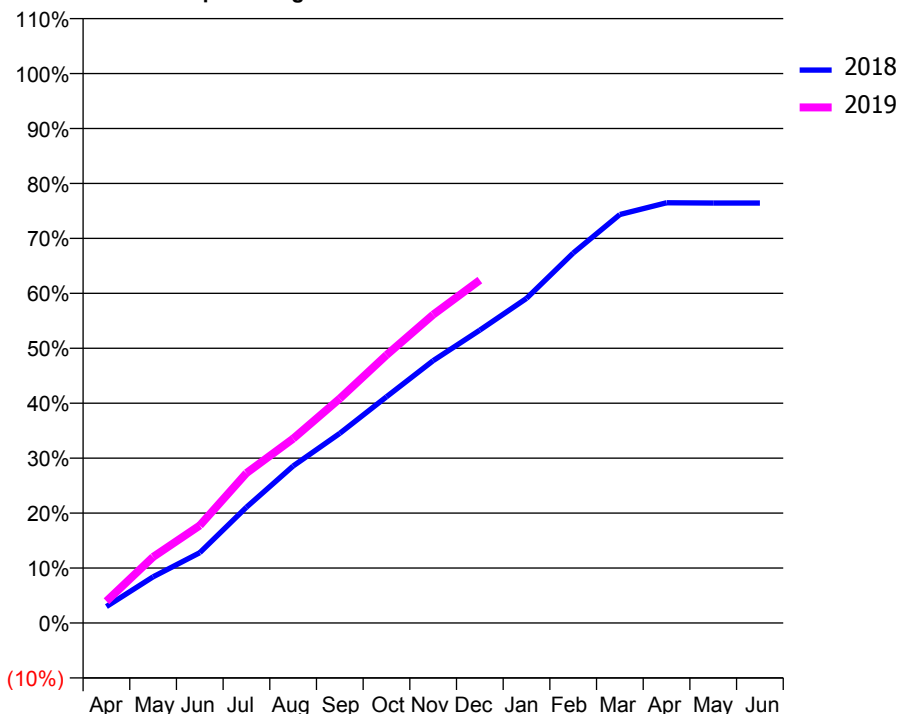
ACCESS*

Patients seen in 24 months	Total	Change since previous quarter
Quarter ending December 2017	5,295	
Quarter ending March 2018	5,424	↑
Quarter ending June 2018	5,560	↑
Quarter ending September 2018	5,607	→
Quarter ending December 2018	5,454	↓
Variance since December 2017	3.0%	↑



ACTIVITY

Cumulative percentage of contracted UDA delivered 2018 & 2019



Month	Adjusted Scheduled Activity (UDA)	
	2018	2019
April	556	616
May	1,563	1,864
June	2,381	2,751
July	3,919	4,229
August	5,315	5,201
September	6,421	6,331
October	7,656	7,558
November	8,881	8,698
December	9,915	9,671
January	10,988	
February	12,525	
March	13,826	
April	14,226	
May	14,215	
June	14,215	

QUALITY

	Quantity	Base Number	Contract	AT	Region	England
% of FP17s for the same patient ID Re-attending within 3 months - Children	49	1,208	4.1%	10.8%	11.6%	11.8%
% of FP17s for the same patient ID Re-attending within 3 months - Adults	266	3,453	7.7%	14.0%	15.1%	15.6%
% of FP17s for the same patient ID Re-attending between 3 & 9 months - Children	674	1,208	55.8%	59.8%	59.9%	58.8%
% of FP17s for the same patient ID Re-attending between 3 & 9 months - Adults	1,401	3,453	40.6%	49.4%	52.0%	51.0%
% of FP17s for Band 1 Urgent Courses	269	4,499	6.0%	9.0%	8.0%	9.0%
% of FP17s Relating to Free Repair or Replacements	17	4,499	0.4%	0.7%	0.8%	0.8%
% of FP17s Relating to Continuations	26	4,499	0.6%	1.0%	0.9%	0.9%
% of Patients satisfied with the dentistry they have received	2	2	N/A	93.7%	93.6%	93.2%
% of Patients satisfied with the time they had to wait for an appointment	2	2	N/A	86.8%	88.6%	88.3%

* This is based on patients treated on this contract for their most recent course of treatment. Figures in italics indicate the base number of FP17s or Patient Questionnaire responses are less than 100. N/A is shown where the base number of responses is less than 10 during the period. % is calculated as Quantity/Base number*100

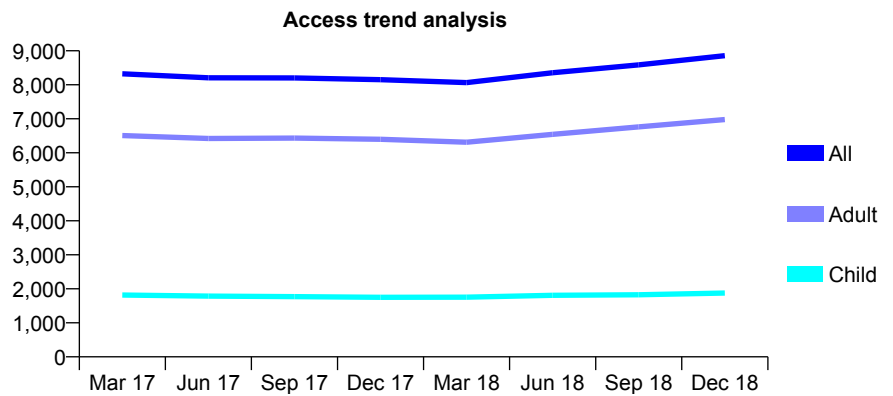
Q56 - Vital Signs At a Glance Contract Report for 101435/0100 - December 2018

Name or company name	IDH Limited
Contract type name	GDS Contract
Purpose of contract	General
Contract start date	01/06/2008
Contract end date	

18/19 Contracted general activity (UDA)	22,891
Carry forward general activity (UDA)	0
18/19 Contracted orthodontic activity (UOA)	0
Carry forward orthodontic activity (UOA)	0
Baseline contract value	£565,594.80

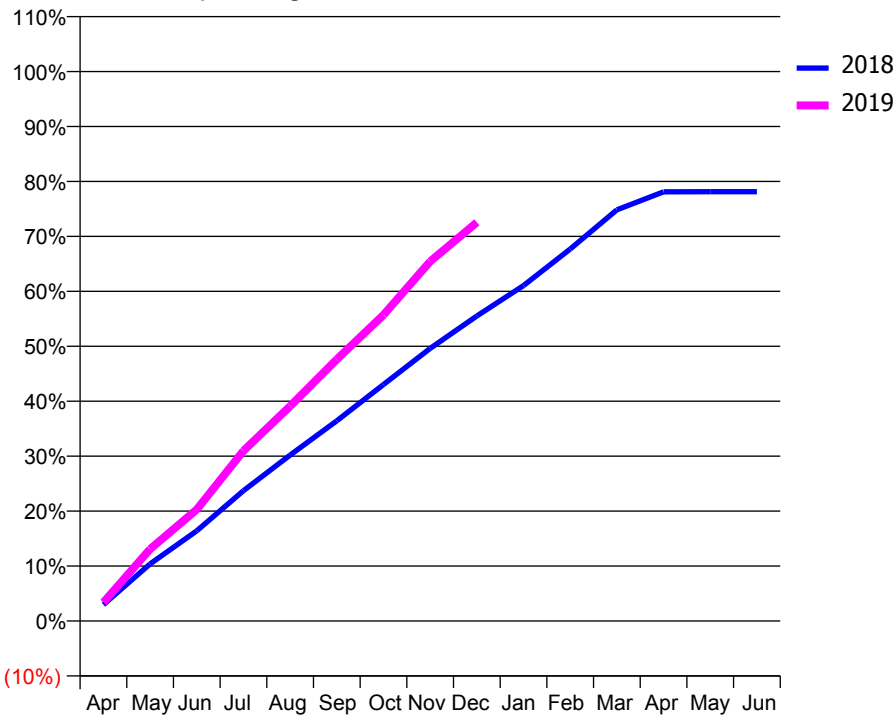
ACCESS*

Patients seen in 24 months	Total	Change since previous quarter
Quarter ending December 2017	8,150	
Quarter ending March 2018	8,066	↓
Quarter ending June 2018	8,354	↑
Quarter ending September 2018	8,588	↑
Quarter ending December 2018	8,857	↑
Variance since December 2017	8.7%	↑



ACTIVITY

Cumulative percentage of contracted UDA delivered 2018 & 2019



Month	Adjusted Scheduled Activity (UDA)	
	2018	2019
April	680	775
May	2,378	3,000
June	3,761	4,646
July	5,430	7,093
August	6,912	8,949
September	8,338	10,902
October	9,851	12,754
November	11,354	14,979
December	12,707	16,607
January	13,976	
February	15,495	
March	17,129	
April	17,880	
May	17,884	
June	17,884	

QUALITY

	Quantity	Base Number	Contract	AT	Region	England
% of FP17s for the same patient ID Re-attending within 3 months - Children	95	2,150	4.4%	10.8%	11.6%	11.8%
% of FP17s for the same patient ID Re-attending within 3 months - Adults	777	6,780	11.5%	14.0%	15.1%	15.6%
% of FP17s for the same patient ID Re-attending between 3 & 9 months - Children	1,087	2,150	50.6%	59.8%	59.9%	58.8%
% of FP17s for the same patient ID Re-attending between 3 & 9 months - Adults	1,676	6,780	24.7%	49.4%	52.0%	51.0%
% of FP17s for Band 1 Urgent Courses	342	8,603	4.0%	9.0%	8.0%	9.0%
% of FP17s Relating to Free Repair or Replacements	93	8,603	1.1%	0.7%	0.8%	0.8%
% of FP17s Relating to Continuations	219	8,603	2.5%	1.0%	0.9%	0.9%
% of Patients satisfied with the dentistry they have received	1	1	N/A	93.7%	93.6%	93.2%
% of Patients satisfied with the time they had to wait for an appointment	1	1	N/A	86.8%	88.6%	88.3%

* This is based on patients treated on this contract for their most recent course of treatment. Figures in italics indicate the base number of FP17s or Patient Questionnaire responses are less than 100. N/A is shown where the base number of responses is less than 10 during the period. % is calculated as Quantity/Base number*100

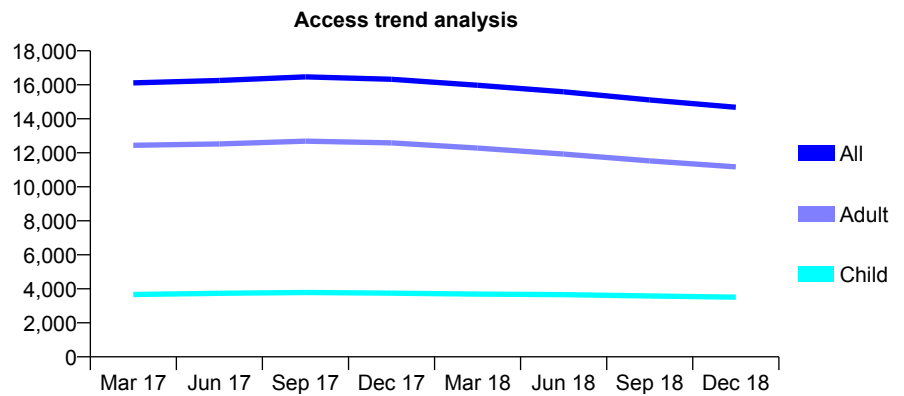
Q56 - Vital Signs At a Glance Contract Report for 101435/0114 - December 2018

Name or company name	IDH Limited
Contract type name	GDS Contract
Purpose of contract	General and Orthodontic
Contract start date	01/09/2008
Contract end date	

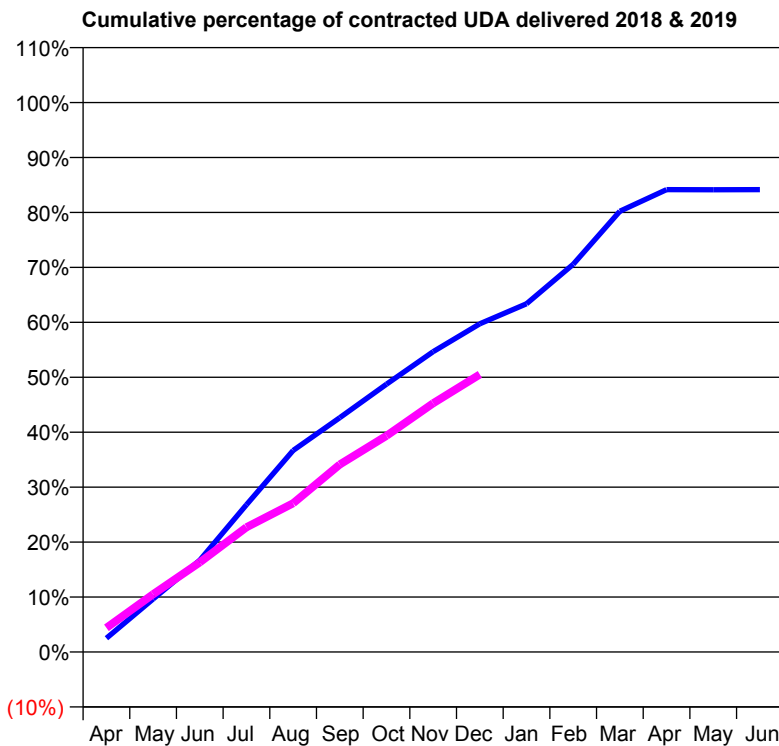
18/19 Contracted general activity (UDA)	41,000
Carry forward general activity (UDA)	0
18/19 Contracted orthodontic activity (UOA)	3,300
Carry forward orthodontic activity (UOA)	0
Baseline contract value	£1,311,320.25

ACCESS*

Patients seen in 24 months	Total	Change since previous quarter
Quarter ending December 2017	16,329	
Quarter ending March 2018	15,974	↓
Quarter ending June 2018	15,587	↓
Quarter ending September 2018	15,106	↓
Quarter ending December 2018	14,682	↓
Variance since December 2017	(10.1%)	↓



ACTIVITY



Month	Adjusted Scheduled Activity (UDA)	
	2018	2019
April	1,033	1,804
May	3,954	4,318
June	6,848	6,694
July	10,991	9,310
August	15,034	11,102
September	17,481	13,998
October	19,980	16,134
November	22,415	18,559
December	24,491	20,714
January	25,984	
February	28,924	
March	32,889	
April	34,495	
May	34,494	
June	34,498	

QUALITY

	Quantity	Base Number	Contract	AT	Region	England
% of FP17s for the same patient ID Re-attending within 3 months - Children	175	3,279	5.3%	10.8%	11.6%	11.8%
% of FP17s for the same patient ID Re-attending within 3 months - Adults	1,066	8,710	12.2%	14.0%	15.1%	15.6%
% of FP17s for the same patient ID Re-attending between 3 & 9 months - Children	1,530	3,279	46.7%	59.8%	59.9%	58.8%
% of FP17s for the same patient ID Re-attending between 3 & 9 months - Adults	2,986	8,710	34.3%	49.4%	52.0%	51.0%
% of FP17s for Band 1 Urgent Courses	905	11,163	8.1%	9.0%	8.0%	9.0%
% of FP17s Relating to Free Repair or Replacements	61	11,163	0.5%	0.7%	0.8%	0.8%
% of FP17s Relating to Continuations	191	11,163	1.7%	1.0%	0.9%	0.9%
% of Patients satisfied with the dentistry they have received	8	9	N/A	93.7%	93.6%	93.2%
% of Patients satisfied with the time they had to wait for an appointment	9	9	N/A	86.8%	88.6%	88.3%

* This is based on patients treated on this contract for their most recent course of treatment. Figures in italics indicate the base number of FP17s or Patient Questionnaire responses are less than 100. N/A is shown where the base number of responses is less than 10 during the period. % is calculated as Quantity/Base number*100

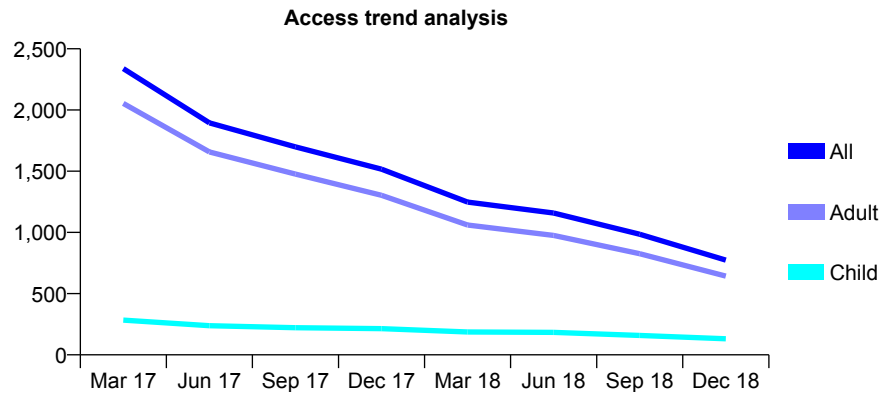
Q56 - Vital Signs At a Glance Contract Report for 101478/0001 - December 2018

Name or company name	CAMBRIDGE UNIVERSITY
Contract type name	PDS Contract
Purpose of contract	General
Contract start date	01/04/2006
Contract end date	31/03/2019

18/19 Contracted general activity (UDA)	3,878
Carry forward general activity (UDA)	0
18/19 Contracted orthodontic activity (UOA)	0
Carry forward orthodontic activity (UOA)	0
Baseline contract value	£110,088.13

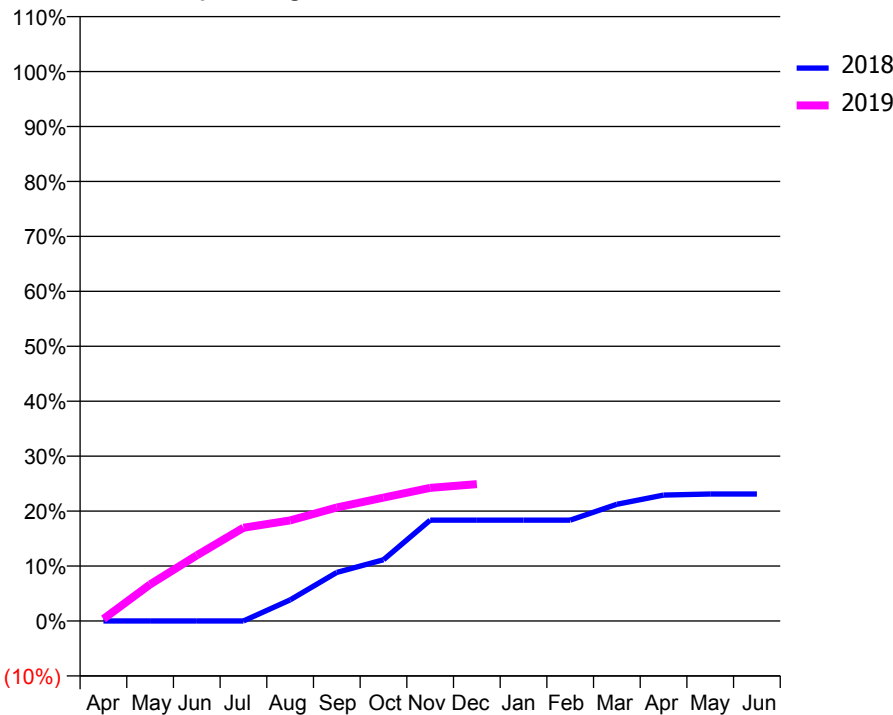
ACCESS*

Patients seen in 24 months	Total	Change since previous quarter
Quarter ending December 2017	1,517	
Quarter ending March 2018	1,248	↓
Quarter ending June 2018	1,159	↓
Quarter ending September 2018	985	↓
Quarter ending December 2018	774	↓
Variance since December 2017	(49.0%)	↓



ACTIVITY

Cumulative percentage of contracted UDA delivered 2018 & 2019



Month	Adjusted Scheduled Activity (UDA)	
	2018	2019
April	0	15
May	0	258
June	0	464
July	0	658
August	149	710
September	343	801
October	432	871
November	712	940
December	712	966
January	712	
February	712	
March	824	
April	889	
May	896	
June	896	

QUALITY

	Quantity	Base Number	Contract	AT	Region	England
% of FP17s for the same patient ID Re-attending within 3 months - Children	5	125	4.0%	10.8%	11.6%	11.8%
% of FP17s for the same patient ID Re-attending within 3 months - Adults	43	485	8.9%	14.0%	15.1%	15.6%
% of FP17s for the same patient ID Re-attending between 3 & 9 months - Children	37	125	29.6%	59.8%	59.9%	58.8%
% of FP17s for the same patient ID Re-attending between 3 & 9 months - Adults	81	485	16.7%	49.4%	52.0%	51.0%
% of FP17s for Band 1 Urgent Courses	90	562	16.0%	9.0%	8.0%	9.0%
% of FP17s Relating to Free Repair or Replacements	0	562	0.0%	0.7%	0.8%	0.8%
% of FP17s Relating to Continuations	7	562	1.2%	1.0%	0.9%	0.9%
% of Patients satisfied with the dentistry they have received	0	0	N/A	93.7%	93.6%	93.2%
% of Patients satisfied with the time they had to wait for an appointment	0	0	N/A	86.8%	88.6%	88.3%

* This is based on patients treated on this contract for their most recent course of treatment. Figures in italics indicate the base number of FP17s or Patient Questionnaire responses are less than 100. N/A is shown where the base number of responses is less than 10 during the period. % is calculated as Quantity/Base number*100

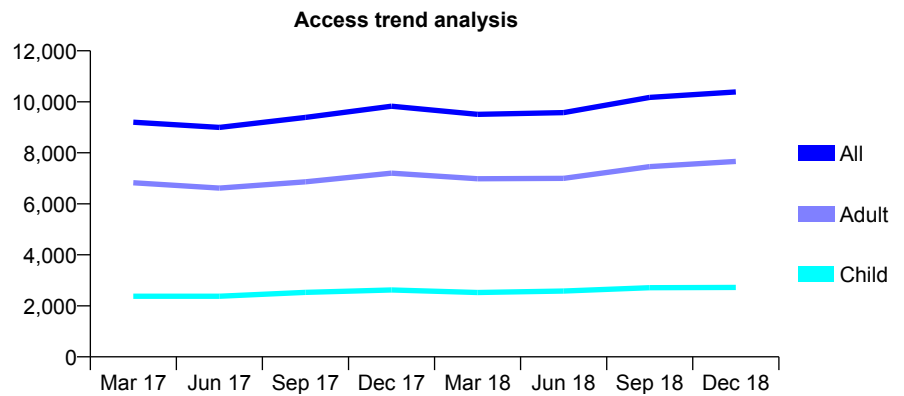
Q56 - Vital Signs At a Glance Contract Report for 101931/0001 - December 2018

Name or company name	Histon Dental Surgery
Contract type name	GDS Contract
Purpose of contract	General
Contract start date	01/04/2007
Contract end date	

18/19 Contracted general activity (UDA)	22,500
Carry forward general activity (UDA)	789
18/19 Contracted orthodontic activity (UOA)	0
Carry forward orthodontic activity (UOA)	0
Baseline contract value	£723,090.34

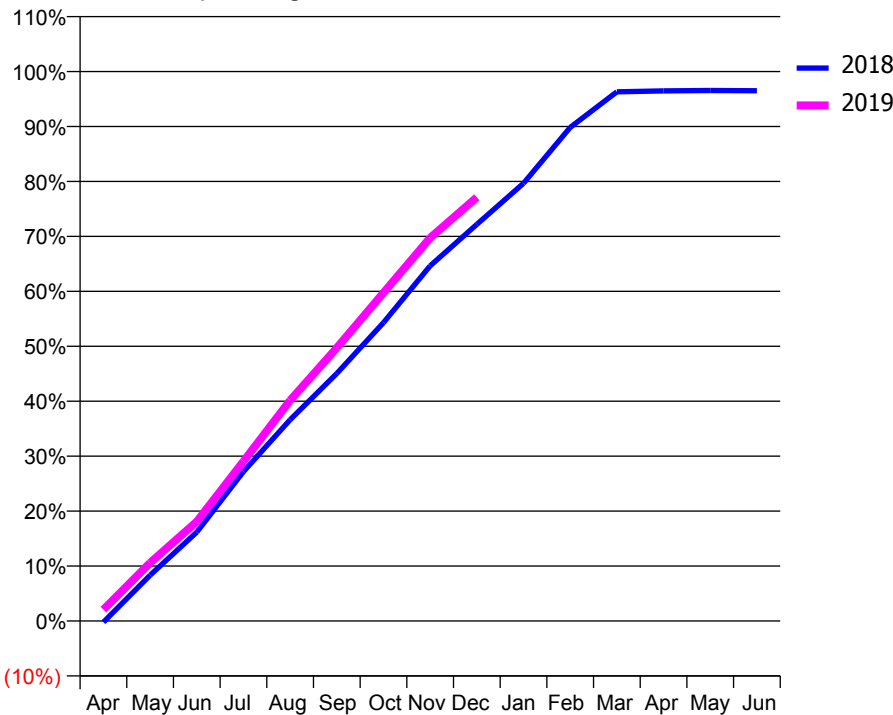
ACCESS*

Patients seen in 24 months	Total	Change since previous quarter
Quarter ending December 2017	9,825	
Quarter ending March 2018	9,506	↓
Quarter ending June 2018	9,578	→
Quarter ending September 2018	10,171	↑
Quarter ending December 2018	10,385	↑
Variance since December 2017	5.7%	↑



ACTIVITY

Cumulative percentage of contracted UDA delivered 2018 & 2019



Month	Adjusted Scheduled Activity (UDA)	
	2018	2019
April	-52	464
May	1,877	2,386
June	3,638	4,069
July	6,116	6,540
August	8,245	9,031
September	10,139	11,185
October	12,215	13,441
November	14,541	15,688
December	16,240	17,349
January	17,923	
February	20,210	
March	21,671	
April	21,706	
May	21,725	
June	21,711	

QUALITY

	Quantity	Base Number	Contract	AT	Region	England
% of FP17s for the same patient ID Re-attending within 3 months - Children	145	2,804	5.2%	10.8%	11.6%	11.8%
% of FP17s for the same patient ID Re-attending within 3 months - Adults	726	7,580	9.6%	14.0%	15.1%	15.6%
% of FP17s for the same patient ID Re-attending between 3 & 9 months - Children	1,335	2,804	47.6%	59.8%	59.9%	58.8%
% of FP17s for the same patient ID Re-attending between 3 & 9 months - Adults	3,508	7,580	46.3%	49.4%	52.0%	51.0%
% of FP17s for Band 1 Urgent Courses	798	10,362	7.7%	9.0%	8.0%	9.0%
% of FP17s Relating to Free Repair or Replacements	83	10,362	0.8%	0.7%	0.8%	0.8%
% of FP17s Relating to Continuations	35	10,362	0.3%	1.0%	0.9%	0.9%
% of Patients satisfied with the dentistry they have received	2	2	N/A	93.7%	93.6%	93.2%
% of Patients satisfied with the time they had to wait for an appointment	2	2	N/A	86.8%	88.6%	88.3%

* This is based on patients treated on this contract for their most recent course of treatment. Figures in italics indicate the base number of FP17s or Patient Questionnaire responses are less than 100. N/A is shown where the base number of responses is less than 10 during the period. % is calculated as Quantity/Base number*100

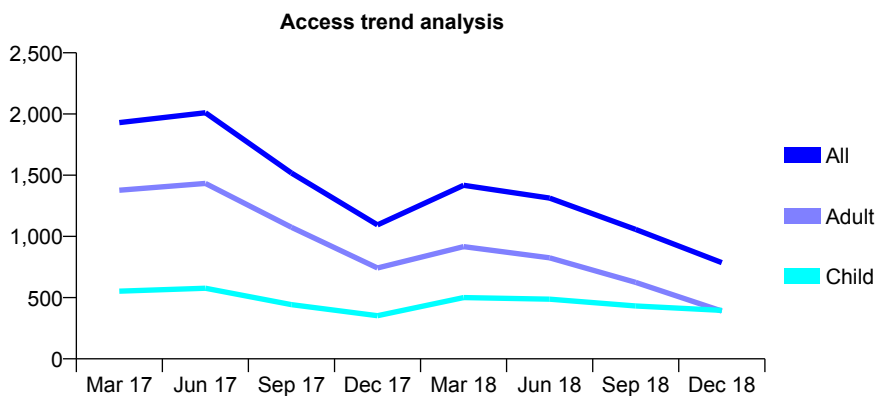
Q56 - Vital Signs At a Glance Contract Report for 101931/0002 - December 2018

Name or company name	Histon Dental Surgery
Contract type name	GDS Contract
Purpose of contract	General
Contract start date	01/04/2013
Contract end date	

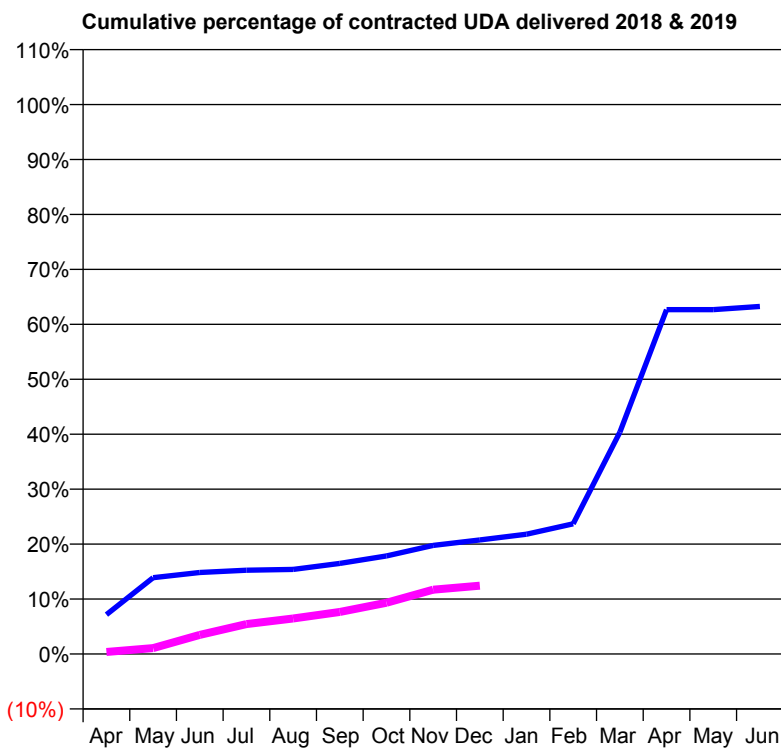
18/19 Contracted general activity (UDA)	3,625
Carry forward general activity (UDA)	0
18/19 Contracted orthodontic activity (UOA)	0
Carry forward orthodontic activity (UOA)	0
Baseline contract value	£100,550.73

ACCESS*

Patients seen in 24 months	Total	Change since previous quarter
Quarter ending December 2017	1,094	
Quarter ending March 2018	1,418	↑
Quarter ending June 2018	1,313	↓
Quarter ending September 2018	1,057	↓
Quarter ending December 2018	786	↓
Variance since December 2017	(28.2%)	↓



ACTIVITY



Adjusted Scheduled Activity (UDA)		
Month	2018	2019
April	260	14
May	503	39
June	538	126
July	553	197
August	558	235
September	598	277
October	647	338
November	716	425
December	753	451
January	791	
February	859	
March	1,463	
April	2,272	
May	2,272	
June	2,293	

QUALITY

	Quantity	Base Number	Contract	AT	Region	England
% of FP17s for the same patient ID Re-attending within 3 months - Children	4	452	0.9%	10.8%	11.6%	11.8%
% of FP17s for the same patient ID Re-attending within 3 months - Adults	12	436	2.8%	14.0%	15.1%	15.6%
% of FP17s for the same patient ID Re-attending between 3 & 9 months - Children	78	452	17.3%	59.8%	59.9%	58.8%
% of FP17s for the same patient ID Re-attending between 3 & 9 months - Adults	10	436	2.3%	49.4%	52.0%	51.0%
% of FP17s for Band 1 Urgent Courses	23	368	6.3%	9.0%	8.0%	9.0%
% of FP17s Relating to Free Repair or Replacements	1	368	0.3%	0.7%	0.8%	0.8%
% of FP17s Relating to Continuations	1	368	0.3%	1.0%	0.9%	0.9%
% of Patients satisfied with the dentistry they have received	0	0	N/A	93.7%	93.6%	93.2%
% of Patients satisfied with the time they had to wait for an appointment	0	0	N/A	86.8%	88.6%	88.3%

* This is based on patients treated on this contract for their most recent course of treatment. Figures in italics indicate the base number of FP17s or Patient Questionnaire responses are less than 100. N/A is shown where the base number of responses is less than 10 during the period. % is calculated as Quantity/Base number*100

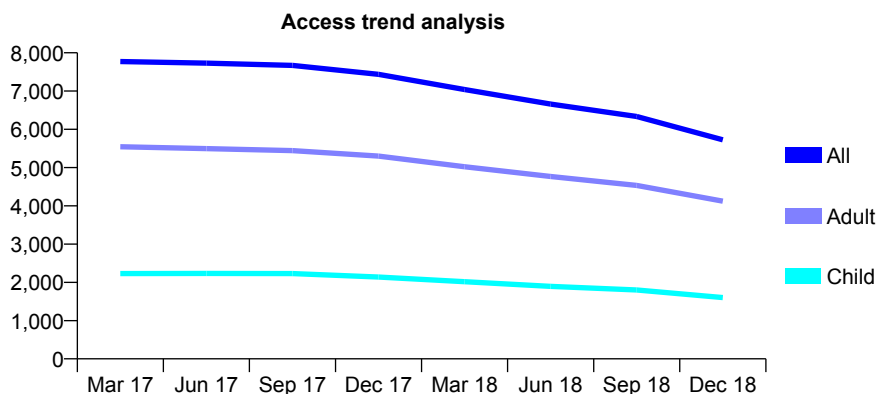
Q56 - Vital Signs At a Glance Contract Report for 102016/0001 - December 2018

Name or company name	The Peterborough Dental Practice Partners
Contract type name	GDS Contract
Purpose of contract	General
Contract start date	01/10/2009
Contract end date	

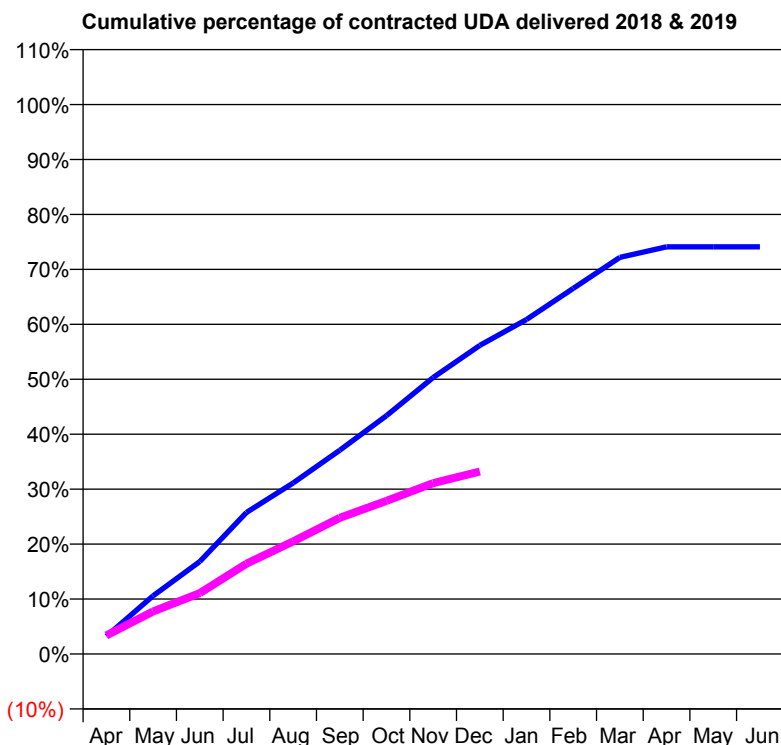
18/19 Contracted general activity (UDA)	22,500
Carry forward general activity (UDA)	0
18/19 Contracted orthodontic activity (UOA)	0
Carry forward orthodontic activity (UOA)	0
Baseline contract value	£697,474.59

ACCESS*

Patients seen in 24 months	Total	Change since previous quarter
Quarter ending December 2017	7,438	
Quarter ending March 2018	7,041	↓
Quarter ending June 2018	6,660	↓
Quarter ending September 2018	6,334	↓
Quarter ending December 2018	5,725	↓
Variance since December 2017	(23.0%)	↓



ACTIVITY



Month	Adjusted Scheduled Activity (UDA)	
	2018	2019
April	729	762
May	2,382	1,746
June	3,785	2,490
July	5,798	3,698
August	7,001	4,608
September	8,347	5,577
October	9,762	6,269
November	11,320	6,998
December	12,637	7,474
January	13,698	
February	14,968	
March	16,242	
April	16,674	
May	16,674	
June	16,674	

QUALITY

	Quantity	Base Number	Contract	AT	Region	England
% of FP17s for the same patient ID Re-attending within 3 months - Children	84	1,075	7.8%	10.8%	11.6%	11.8%
% of FP17s for the same patient ID Re-attending within 3 months - Adults	327	2,297	14.2%	14.0%	15.1%	15.6%
% of FP17s for the same patient ID Re-attending between 3 & 9 months - Children	427	1,075	39.7%	59.8%	59.9%	58.8%
% of FP17s for the same patient ID Re-attending between 3 & 9 months - Adults	825	2,297	35.9%	49.4%	52.0%	51.0%
% of FP17s for Band 1 Urgent Courses	281	3,210	8.8%	9.0%	8.0%	9.0%
% of FP17s Relating to Free Repair or Replacements	21	3,210	0.7%	0.7%	0.8%	0.8%
% of FP17s Relating to Continuations	107	3,210	3.3%	1.0%	0.9%	0.9%
% of Patients satisfied with the dentistry they have received	0	0	N/A	93.7%	93.6%	93.2%
% of Patients satisfied with the time they had to wait for an appointment	0	0	N/A	86.8%	88.6%	88.3%

* This is based on patients treated on this contract for their most recent course of treatment. Figures in italics indicate the base number of FP17s or Patient Questionnaire responses are less than 100. N/A is shown where the base number of responses is less than 10 during the period. % is calculated as Quantity/Base number*100

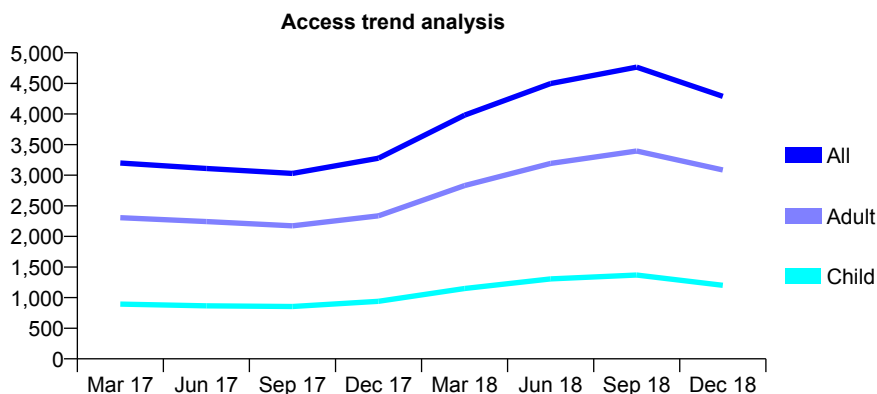
Q56 - Vital Signs At a Glance Contract Report for 102342/0001 - December 2018

Name or company name	Beechcroft Dental Care Ltd
Contract type name	GDS Contract
Purpose of contract	General
Contract start date	01/09/2011
Contract end date	

18/19 Contracted general activity (UDA)	11,009
Carry forward general activity (UDA)	0
18/19 Contracted orthodontic activity (UOA)	0
Carry forward orthodontic activity (UOA)	0
Baseline contract value	£250,323.59

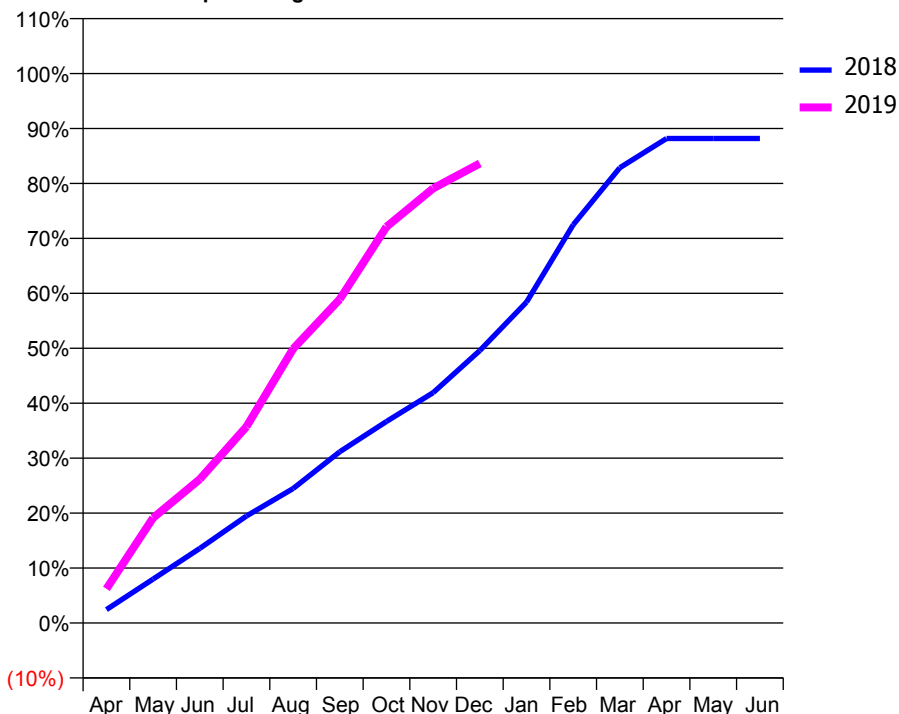
ACCESS*

Patients seen in 24 months	Total	Change since previous quarter
Quarter ending December 2017	3,277	
Quarter ending March 2018	3,981	↑
Quarter ending June 2018	4,498	↑
Quarter ending September 2018	4,766	↑
Quarter ending December 2018	4,288	↓
Variance since December 2017	30.9%	↑



ACTIVITY

Cumulative percentage of contracted UDA delivered 2018 & 2019



Month	Adjusted Scheduled Activity (UDA)	
	2018	2019
April	268	685
May	881	2,106
June	1,495	2,880
July	2,144	3,934
August	2,693	5,493
September	3,432	6,488
October	4,039	7,938
November	4,615	8,707
December	5,460	9,209
January	6,429	
February	7,979	
March	9,121	
April	9,706	
May	9,706	
June	9,707	

QUALITY

	Quantity	Base Number	Contract	AT	Region	England
% of FP17s for the same patient ID Re-attending within 3 months - Children	118	1,470	8.0%	10.8%	11.6%	11.8%
% of FP17s for the same patient ID Re-attending within 3 months - Adults	659	3,789	17.4%	14.0%	15.1%	15.6%
% of FP17s for the same patient ID Re-attending between 3 & 9 months - Children	791	1,470	53.8%	59.8%	59.9%	58.8%
% of FP17s for the same patient ID Re-attending between 3 & 9 months - Adults	1,748	3,789	46.1%	49.4%	52.0%	51.0%
% of FP17s for Band 1 Urgent Courses	279	4,567	6.1%	9.0%	8.0%	9.0%
% of FP17s Relating to Free Repair or Replacements	24	4,567	0.5%	0.7%	0.8%	0.8%
% of FP17s Relating to Continuations	121	4,567	2.6%	1.0%	0.9%	0.9%
% of Patients satisfied with the dentistry they have received	1	1	N/A	93.7%	93.6%	93.2%
% of Patients satisfied with the time they had to wait for an appointment	0	1	N/A	86.8%	88.6%	88.3%

* This is based on patients treated on this contract for their most recent course of treatment. Figures in italics indicate the base number of FP17s or Patient Questionnaire responses are less than 100. N/A is shown where the base number of responses is less than 10 during the period. % is calculated as Quantity/Base number*100

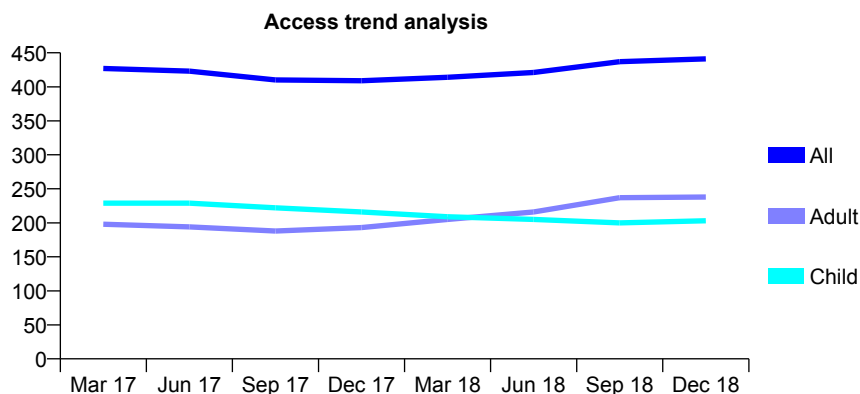
Q56 - Vital Signs At a Glance Contract Report for 102423/0001 - December 2018

Name or company name	Harbour TNGC Ltd
Contract type name	GDS Contract
Purpose of contract	General
Contract start date	01/07/2011
Contract end date	

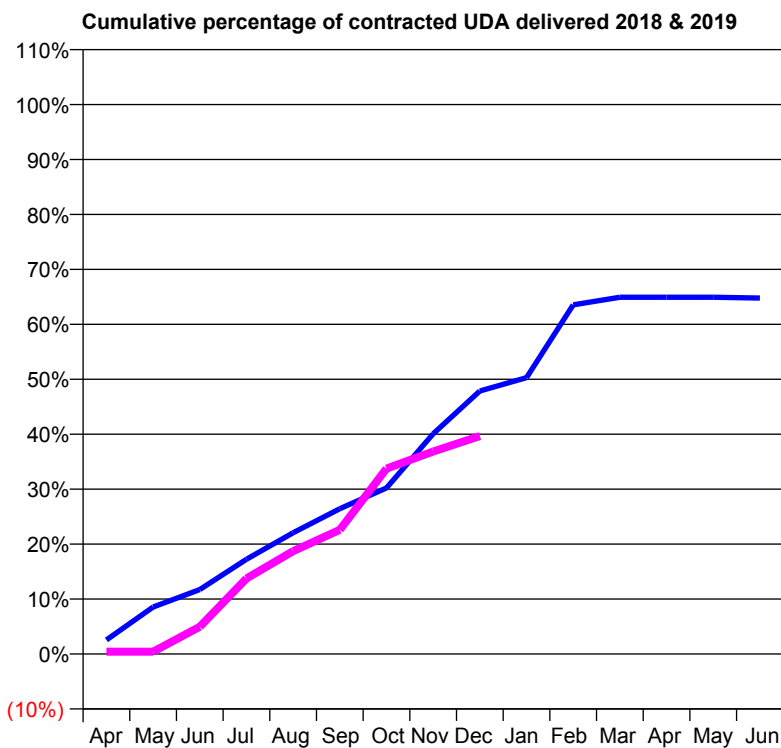
18/19 Contracted general activity (UDA)	1,450
Carry forward general activity (UDA)	0
18/19 Contracted orthodontic activity (UOA)	0
Carry forward orthodontic activity (UOA)	0
Baseline contract value	£33,225.15

ACCESS*

Patients seen in 24 months	Total	Change since previous quarter
Quarter ending December 2017	409	
Quarter ending March 2018	414	→
Quarter ending June 2018	421	→
Quarter ending September 2018	437	↑
Quarter ending December 2018	441	→
Variance since December 2017	7.8%	↑



ACTIVITY



Month	Adjusted Scheduled Activity (UDA)	
	2018	2019
April	37	6
May	124	6
June	170	72
July	250	199
August	320	272
September	383	328
October	438	489
November	581	534
December	694	575
January	729	
February	921	
March	941	
April	941	
May	941	
June	939	

QUALITY

	Quantity	Base Number	Contract	AT	Region	England
% of FP17s for the same patient ID Re-attending within 3 months - Children	5	179	2.8%	10.8%	11.6%	11.8%
% of FP17s for the same patient ID Re-attending within 3 months - Adults	10	166	6.0%	14.0%	15.1%	15.6%
% of FP17s for the same patient ID Re-attending between 3 & 9 months - Children	94	179	52.5%	59.8%	59.9%	58.8%
% of FP17s for the same patient ID Re-attending between 3 & 9 months - Adults	65	166	39.2%	49.4%	52.0%	51.0%
% of FP17s for Band 1 Urgent Courses	6	334	1.8%	9.0%	8.0%	9.0%
% of FP17s Relating to Free Repair or Replacements	0	334	0.0%	0.7%	0.8%	0.8%
% of FP17s Relating to Continuations	0	334	0.0%	1.0%	0.9%	0.9%
% of Patients satisfied with the dentistry they have received	0	0	N/A	93.7%	93.6%	93.2%
% of Patients satisfied with the time they had to wait for an appointment	0	0	N/A	86.8%	88.6%	88.3%

* This is based on patients treated on this contract for their most recent course of treatment. Figures in italics indicate the base number of FP17s or Patient Questionnaire responses are less than 100. N/A is shown where the base number of responses is less than 10 during the period. % is calculated as Quantity/Base number*100

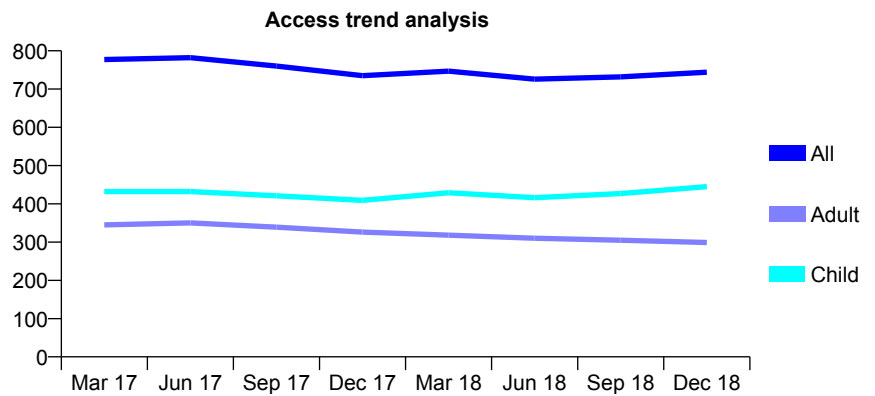
Q56 - Vital Signs At a Glance Contract Report for 102881/0001 - December 2018

Name or company name	Corner House Norwich LLP
Contract type name	GDS Contract
Purpose of contract	General
Contract start date	01/01/2013
Contract end date	

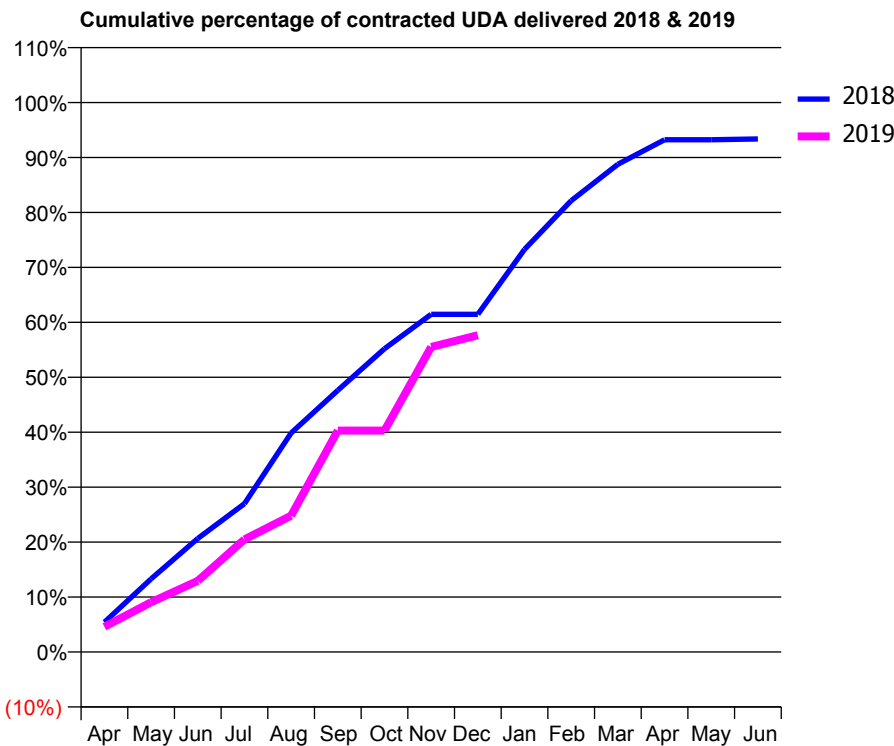
18/19 Contracted general activity (UDA)	1,835
Carry forward general activity (UDA)	0
18/19 Contracted orthodontic activity (UOA)	0
Carry forward orthodontic activity (UOA)	0
Baseline contract value	£49,723.20

ACCESS*

Patients seen in 24 months	Total	Change since previous quarter
Quarter ending December 2017	735	
Quarter ending March 2018	747	→
Quarter ending June 2018	726	↓
Quarter ending September 2018	732	→
Quarter ending December 2018	744	→
Variance since December 2017	1.2%	→



ACTIVITY



Month	Adjusted Scheduled Activity (UDA)	
	2018	2019
April	100	84
May	244	166
June	379	237
July	496	376
August	731	455
September	874	739
October	1,013	739
November	1,128	1,019
December	1,128	1,058
January	1,344	
February	1,507	
March	1,629	
April	1,710	
May	1,710	
June	1,713	

QUALITY

	Quantity	Base Number	Contract	AT	Region	England
% of FP17s for the same patient ID Re-attending within 3 months - Children	24	435	5.5%	10.8%	11.6%	11.8%
% of FP17s for the same patient ID Re-attending within 3 months - Adults	20	203	9.9%	14.0%	15.1%	15.6%
% of FP17s for the same patient ID Re-attending between 3 & 9 months - Children	257	435	59.1%	59.8%	59.9%	58.8%
% of FP17s for the same patient ID Re-attending between 3 & 9 months - Adults	97	203	47.8%	49.4%	52.0%	51.0%
% of FP17s for Band 1 Urgent Courses	35	600	5.8%	9.0%	8.0%	9.0%
% of FP17s Relating to Free Repair or Replacements	2	600	0.3%	0.7%	0.8%	0.8%
% of FP17s Relating to Continuations	0	600	0.0%	1.0%	0.9%	0.9%
% of Patients satisfied with the dentistry they have received	0	0	N/A	93.7%	93.6%	93.2%
% of Patients satisfied with the time they had to wait for an appointment	0	0	N/A	86.8%	88.6%	88.3%

* This is based on patients treated on this contract for their most recent course of treatment. Figures in italics indicate the base number of FP17s or Patient Questionnaire responses are less than 100. N/A is shown where the base number of responses is less than 10 during the period. % is calculated as Quantity/Base number*100

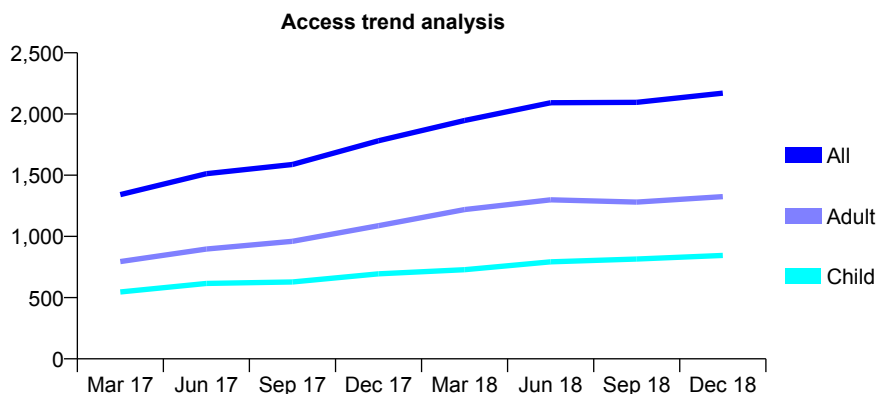
Q56 - Vital Signs At a Glance Contract Report for 103748/0001 - December 2018

Name or company name	Zain Shamoon
Contract type name	GDS Contract
Purpose of contract	General and Orthodontic
Contract start date	07/12/2015
Contract end date	

18/19 Contracted general activity (UDA)	3,783
Carry forward general activity (UDA)	-41
18/19 Contracted orthodontic activity (UOA)	1,800
Carry forward orthodontic activity (UOA)	-7
Baseline contract value	£225,638.75

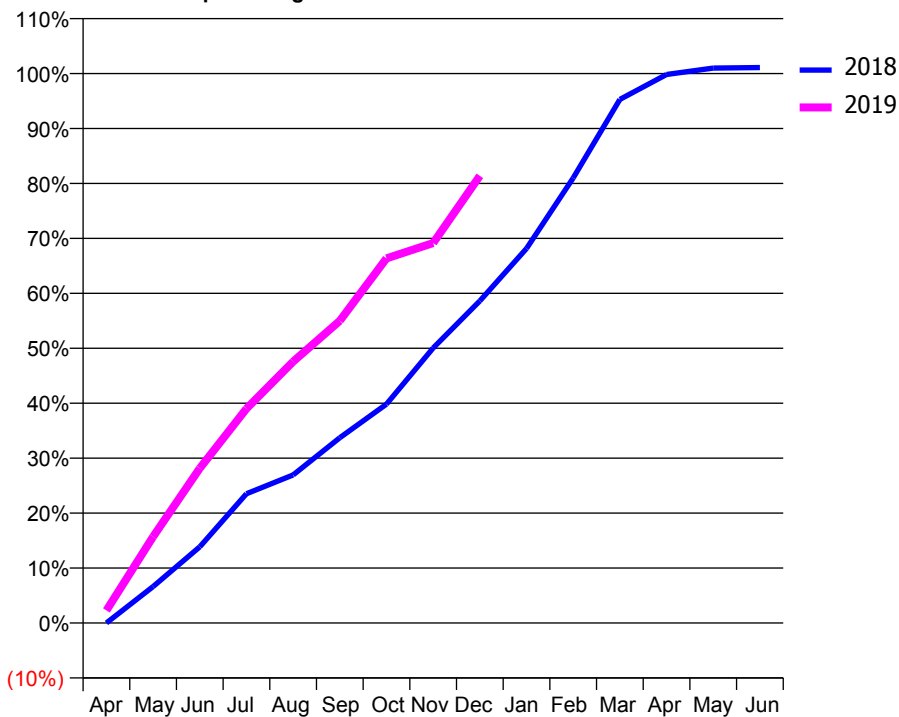
ACCESS*

Patients seen in 24 months	Total	Change since previous quarter
Quarter ending December 2017	1,782	
Quarter ending March 2018	1,947	↑
Quarter ending June 2018	2,092	↑
Quarter ending September 2018	2,095	→
Quarter ending December 2018	2,170	↑
Variance since December 2017	21.8%	↑



ACTIVITY

Cumulative percentage of contracted UDA delivered 2018 & 2019



Month	Adjusted Scheduled Activity (UDA)	
	2018	2019
April	0	87
May	251	595
June	525	1,065
July	890	1,476
August	1,019	1,800
September	1,275	2,080
October	1,507	2,510
November	1,894	2,616
December	2,217	3,078
January	2,578	
February	3,064	
March	3,605	
April	3,777	
May	3,820	
June	3,824	

QUALITY

	Quantity	Base Number	Contract	AT	Region	England
% of FP17s for the same patient ID Re-attending within 3 months - Children	65	1,080	6.0%	10.8%	11.6%	11.8%
% of FP17s for the same patient ID Re-attending within 3 months - Adults	135	1,255	10.8%	14.0%	15.1%	15.6%
% of FP17s for the same patient ID Re-attending between 3 & 9 months - Children	486	1,080	45.0%	59.8%	59.9%	58.8%
% of FP17s for the same patient ID Re-attending between 3 & 9 months - Adults	685	1,255	54.6%	49.4%	52.0%	51.0%
% of FP17s for Band 1 Urgent Courses	116	1,927	6.0%	9.0%	8.0%	9.0%
% of FP17s Relating to Free Repair or Replacements	9	1,927	0.5%	0.7%	0.8%	0.8%
% of FP17s Relating to Continuations	8	1,927	0.4%	1.0%	0.9%	0.9%
% of Patients satisfied with the dentistry they have received	1	1	N/A	93.7%	93.6%	93.2%
% of Patients satisfied with the time they had to wait for an appointment	1	1	N/A	86.8%	88.6%	88.3%

* This is based on patients treated on this contract for their most recent course of treatment. Figures in italics indicate the base number of FP17s or Patient Questionnaire responses are less than 100. N/A is shown where the base number of responses is less than 10 during the period. % is calculated as Quantity/Base number*100

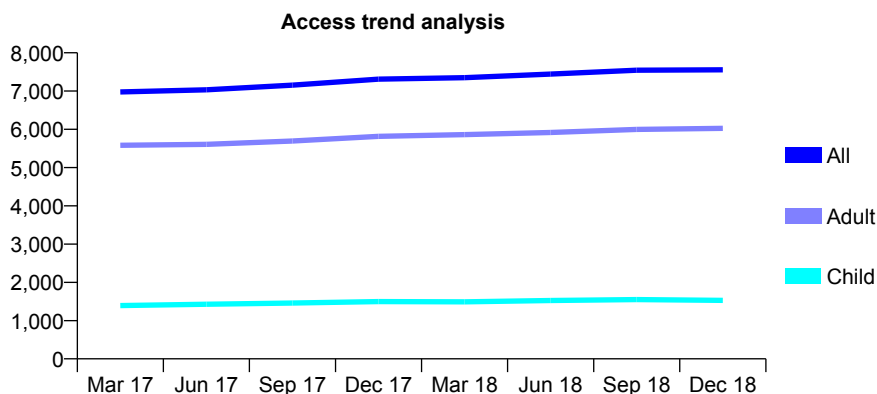
Q56 - Vital Signs At a Glance Contract Report for 104418/0001 - December 2018

Name or company name	Parish Vaid & Snehal Radia & Sanjay Shah
Contract type name	GDS Contract
Purpose of contract	General
Contract start date	08/05/2014
Contract end date	

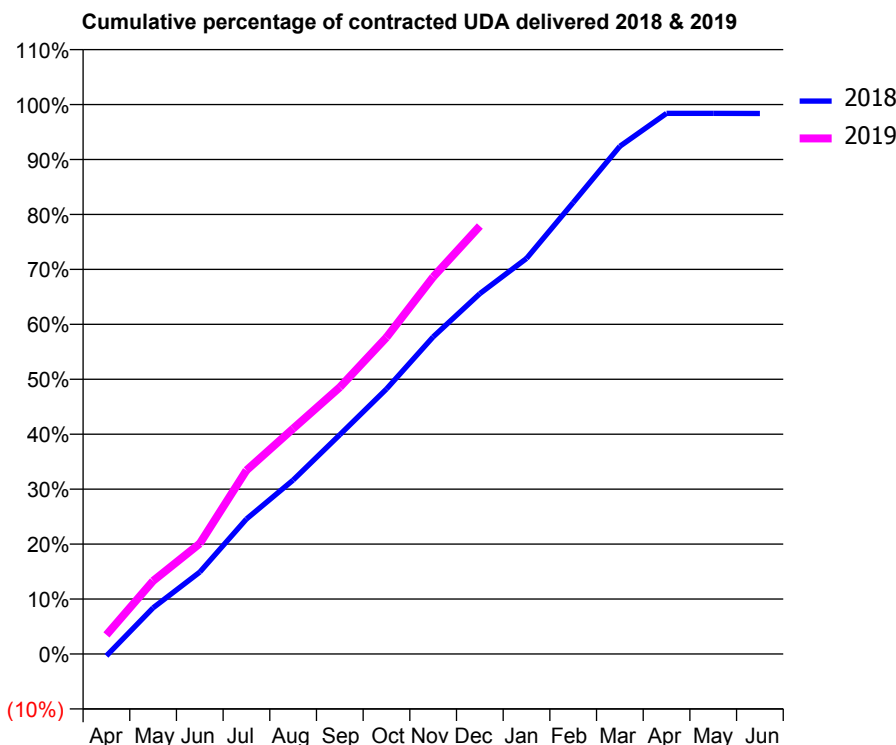
18/19 Contracted general activity (UDA)	21,611
Carry forward general activity (UDA)	351
18/19 Contracted orthodontic activity (UOA)	0
Carry forward orthodontic activity (UOA)	0
Baseline contract value	£497,501.88

ACCESS*

Patients seen in 24 months	Total	Change since previous quarter
Quarter ending December 2017	7,313	
Quarter ending March 2018	7,350	→
Quarter ending June 2018	7,444	→
Quarter ending September 2018	7,546	→
Quarter ending December 2018	7,556	→
Variance since December 2017	3.3%	↑



ACTIVITY



Month	Adjusted Scheduled Activity (UDA)	
	2018	2019
April	-78	753
May	1,817	2,875
June	3,221	4,344
July	5,311	7,224
August	6,842	8,866
September	8,624	10,492
October	10,423	12,451
November	12,475	14,828
December	14,175	16,831
January	15,559	
February	17,755	
March	19,967	
April	21,261	
May	21,261	
June	21,260	

QUALITY

	Quantity	Base Number	Contract	AT	Region	England
% of FP17s for the same patient ID Re-attending within 3 months - Children	124	1,888	6.6%	10.8%	11.6%	11.8%
% of FP17s for the same patient ID Re-attending within 3 months - Adults	823	7,248	11.4%	14.0%	15.1%	15.6%
% of FP17s for the same patient ID Re-attending between 3 & 9 months - Children	1,239	1,888	65.6%	59.8%	59.9%	58.8%
% of FP17s for the same patient ID Re-attending between 3 & 9 months - Adults	4,569	7,248	63.0%	49.4%	52.0%	51.0%
% of FP17s for Band 1 Urgent Courses	575	8,618	6.7%	9.0%	8.0%	9.0%
% of FP17s Relating to Free Repair or Replacements	70	8,618	0.8%	0.7%	0.8%	0.8%
% of FP17s Relating to Continuations	53	8,618	0.6%	1.0%	0.9%	0.9%
% of Patients satisfied with the dentistry they have received	2	2	N/A	93.7%	93.6%	93.2%
% of Patients satisfied with the time they had to wait for an appointment	2	2	N/A	86.8%	88.6%	88.3%

* This is based on patients treated on this contract for their most recent course of treatment. Figures in italics indicate the base number of FP17s or Patient Questionnaire responses are less than 100. N/A is shown where the base number of responses is less than 10 during the period. % is calculated as Quantity/Base number*100

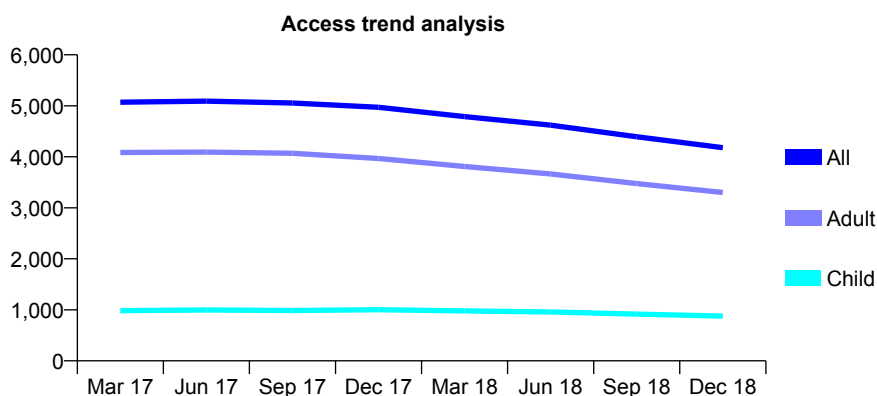
Q56 - Vital Signs At a Glance Contract Report for 104418/0002 - December 2018

Name or company name	Parish Vaid & Snehal Radia & Sanjay Shah
Contract type name	GDS Contract
Purpose of contract	General
Contract start date	13/05/2014
Contract end date	

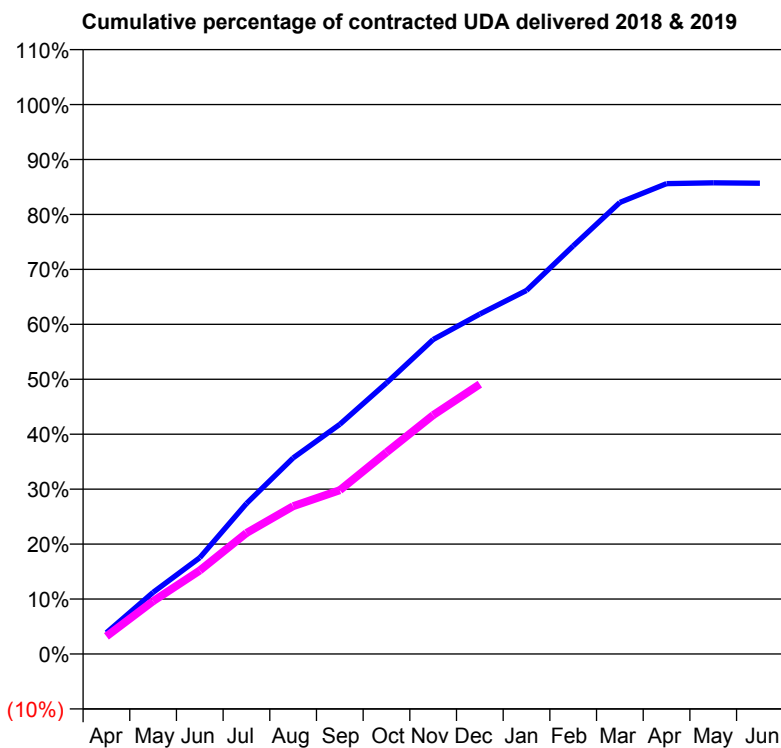
18/19 Contracted general activity (UDA)	16,174
Carry forward general activity (UDA)	0
18/19 Contracted orthodontic activity (UOA)	0
Carry forward orthodontic activity (UOA)	0
Baseline contract value	£452,239.17

ACCESS*

Patients seen in 24 months	Total	Change since previous quarter
Quarter ending December 2017	4,970	
Quarter ending March 2018	4,789	↓
Quarter ending June 2018	4,622	↓
Quarter ending September 2018	4,393	↓
Quarter ending December 2018	4,179	↓
Variance since December 2017	(15.9%)	↓



ACTIVITY



Month	Adjusted Scheduled Activity (UDA)	
	2018	2019
April	626	519
May	1,814	1,556
June	2,836	2,458
July	4,430	3,563
August	5,771	4,350
September	6,761	4,823
October	7,977	5,935
November	9,259	7,031
December	10,007	7,942
January	10,703	
February	12,014	
March	13,292	
April	13,845	
May	13,868	
June	13,856	

QUALITY

	Quantity	Base Number	Contract	AT	Region	England
% of FP17s for the same patient ID Re-attending within 3 months - Children	52	853	6.1%	10.8%	11.6%	11.8%
% of FP17s for the same patient ID Re-attending within 3 months - Adults	367	3,266	11.2%	14.0%	15.1%	15.6%
% of FP17s for the same patient ID Re-attending between 3 & 9 months - Children	549	853	64.4%	59.8%	59.9%	58.8%
% of FP17s for the same patient ID Re-attending between 3 & 9 months - Adults	2,095	3,266	64.1%	49.4%	52.0%	51.0%
% of FP17s for Band 1 Urgent Courses	341	3,935	8.7%	9.0%	8.0%	9.0%
% of FP17s Relating to Free Repair or Replacements	17	3,935	0.4%	0.7%	0.8%	0.8%
% of FP17s Relating to Continuations	13	3,935	0.3%	1.0%	0.9%	0.9%
% of Patients satisfied with the dentistry they have received	1	1	N/A	93.7%	93.6%	93.2%
% of Patients satisfied with the time they had to wait for an appointment	0	1	N/A	86.8%	88.6%	88.3%

* This is based on patients treated on this contract for their most recent course of treatment. Figures in italics indicate the base number of FP17s or Patient Questionnaire responses are less than 100. N/A is shown where the base number of responses is less than 10 during the period. % is calculated as Quantity/Base number*100

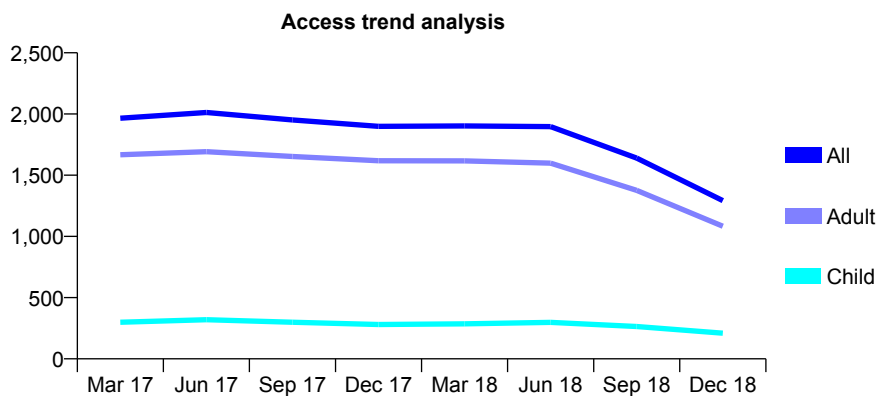
Q56 - Vital Signs At a Glance Contract Report for 105090/0001 - December 2018

Name or company name	Mr Azad Eyrumlu and Mr M Eyrumlu
Contract type name	GDS Contract
Purpose of contract	General
Contract start date	05/02/2013
Contract end date	

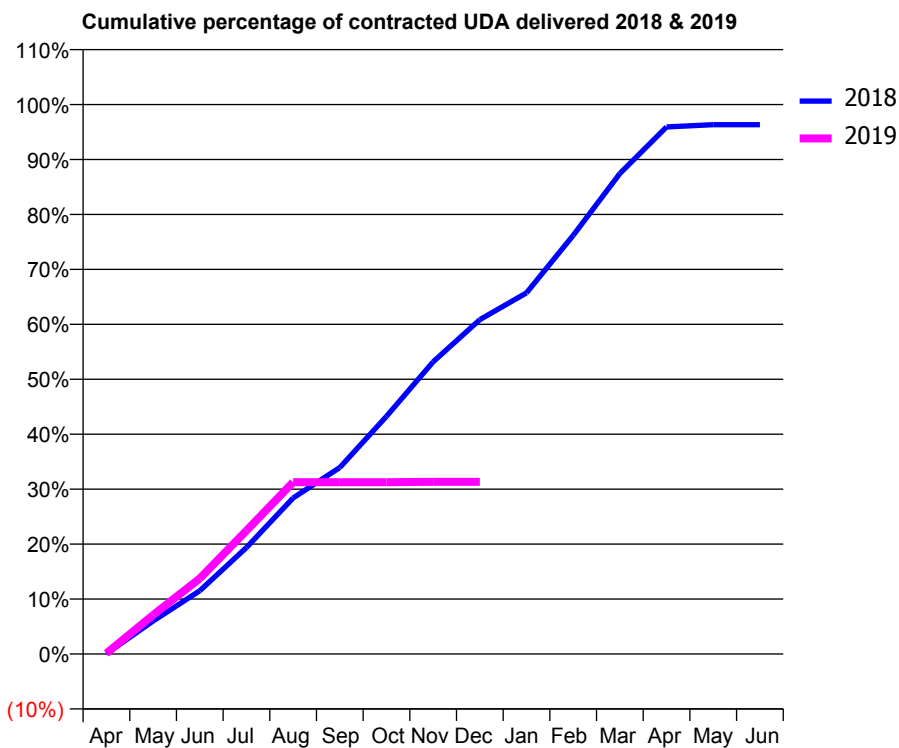
18/19 Contracted general activity (UDA)	7,566
Carry forward general activity (UDA)	278
18/19 Contracted orthodontic activity (UOA)	0
Carry forward orthodontic activity (UOA)	0
Baseline contract value	£184,548.72

ACCESS*

Patients seen in 24 months	Total	Change since previous quarter
Quarter ending December 2017	1,899	
Quarter ending March 2018	1,903	→
Quarter ending June 2018	1,897	→
Quarter ending September 2018	1,640	↓
Quarter ending December 2018	1,293	↓
Variance since December 2017	(31.9%)	↓



ACTIVITY



Month	Adjusted Scheduled Activity (UDA)	
	2018	2019
April	5	11
May	455	536
June	872	1,040
July	1,466	1,700
August	2,150	2,365
September	2,568	2,365
October	3,272	2,365
November	4,024	2,371
December	4,604	2,371
January	4,973	
February	5,764	
March	6,616	
April	7,257	
May	7,288	
June	7,288	

QUALITY

	Quantity	Base Number	Contract	AT	Region	England
% of FP17s for the same patient ID Re-attending within 3 months - Children	16	198	8.1%	10.8%	11.6%	11.8%
% of FP17s for the same patient ID Re-attending within 3 months - Adults	191	1,061	18.0%	14.0%	15.1%	15.6%
% of FP17s for the same patient ID Re-attending between 3 & 9 months - Children	107	198	54.0%	59.8%	59.9%	58.8%
% of FP17s for the same patient ID Re-attending between 3 & 9 months - Adults	578	1,061	54.5%	49.4%	52.0%	51.0%
% of FP17s for Band 1 Urgent Courses	115	1,105	10.4%	9.0%	8.0%	9.0%
% of FP17s Relating to Free Repair or Replacements	25	1,105	2.3%	0.7%	0.8%	0.8%
% of FP17s Relating to Continuations	36	1,105	3.3%	1.0%	0.9%	0.9%
% of Patients satisfied with the dentistry they have received	1	1	N/A	93.7%	93.6%	93.2%
% of Patients satisfied with the time they had to wait for an appointment	1	1	N/A	86.8%	88.6%	88.3%

* This is based on patients treated on this contract for their most recent course of treatment. Figures in italics indicate the base number of FP17s or Patient Questionnaire responses are less than 100. N/A is shown where the base number of responses is less than 10 during the period. % is calculated as Quantity/Base number*100

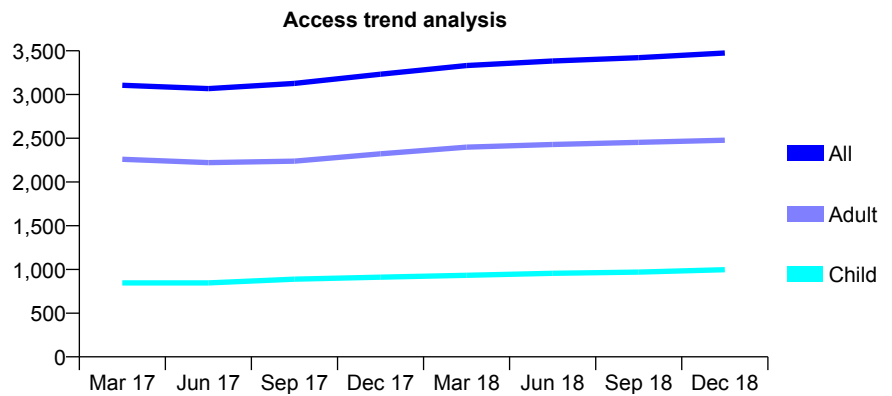
Q56 - Vital Signs At a Glance Contract Report for 105171/0001 - December 2018

Name or company name	Gentle Dental Practices Ltd
Contract type name	GDS Contract
Purpose of contract	General and Orthodontic
Contract start date	01/06/2010
Contract end date	

18/19 Contracted general activity (UDA)	14,735
Carry forward general activity (UDA)	0
18/19 Contracted orthodontic activity (UOA)	1,260
Carry forward orthodontic activity (UOA)	1
Baseline contract value	£438,622.78

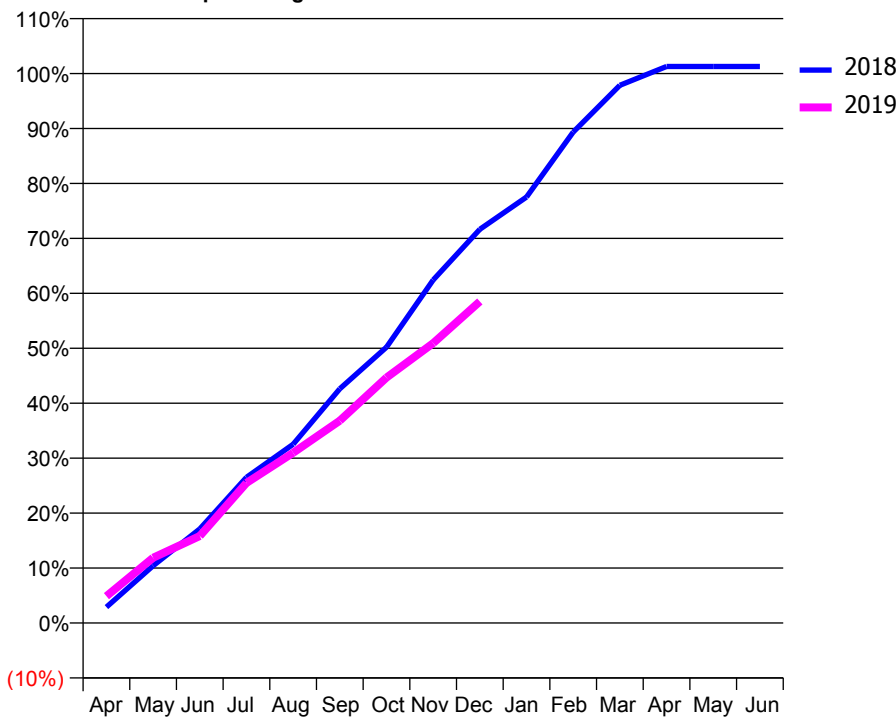
ACCESS*

Patients seen in 24 months	Total	Change since previous quarter
Quarter ending December 2017	3,233	
Quarter ending March 2018	3,331	↑
Quarter ending June 2018	3,383	→
Quarter ending September 2018	3,422	→
Quarter ending December 2018	3,475	→
Variance since December 2017	7.5%	↑



ACTIVITY

Cumulative percentage of contracted UDA delivered 2018 & 2019



Month	Adjusted Scheduled Activity (UDA)	
	2018	2019
April	331	720
May	1,191	1,750
June	1,955	2,333
July	3,026	3,757
August	3,713	4,566
September	4,867	5,425
October	5,731	6,580
November	7,126	7,504
December	8,179	8,623
January	8,850	
February	10,200	
March	11,173	
April	11,562	
May	11,562	
June	11,562	

QUALITY

	Quantity	Base Number	Contract	AT	Region	England
% of FP17s for the same patient ID Re-attending within 3 months - Children	129	1,333	9.7%	10.8%	11.6%	11.8%
% of FP17s for the same patient ID Re-attending within 3 months - Adults	401	2,739	14.6%	14.0%	15.1%	15.6%
% of FP17s for the same patient ID Re-attending between 3 & 9 months - Children	815	1,333	61.1%	59.8%	59.9%	58.8%
% of FP17s for the same patient ID Re-attending between 3 & 9 months - Adults	1,307	2,739	47.7%	49.4%	52.0%	51.0%
% of FP17s for Band 1 Urgent Courses	197	3,761	5.2%	9.0%	8.0%	9.0%
% of FP17s Relating to Free Repair or Replacements	24	3,761	0.6%	0.7%	0.8%	0.8%
% of FP17s Relating to Continuations	2	3,761	0.1%	1.0%	0.9%	0.9%
% of Patients satisfied with the dentistry they have received	5	5	N/A	93.7%	93.6%	93.2%
% of Patients satisfied with the time they had to wait for an appointment	4	5	N/A	86.8%	88.6%	88.3%

* This is based on patients treated on this contract for their most recent course of treatment. Figures in italics indicate the base number of FP17s or Patient Questionnaire responses are less than 100. N/A is shown where the base number of responses is less than 10 during the period. % is calculated as Quantity/Base number*100

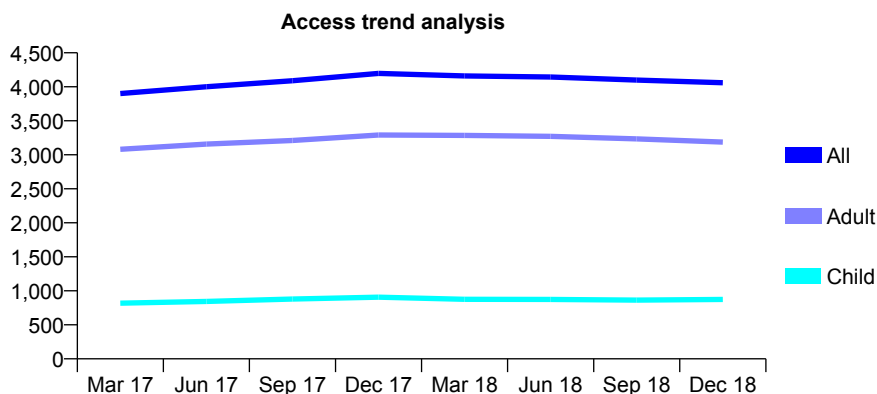
Q56 - Vital Signs At a Glance Contract Report for 105996/0001 - December 2018

Name or company name	Dr A Monzavi Tabrizi Dental Practice Limite
Contract type name	GDS Contract
Purpose of contract	General
Contract start date	01/07/2014
Contract end date	

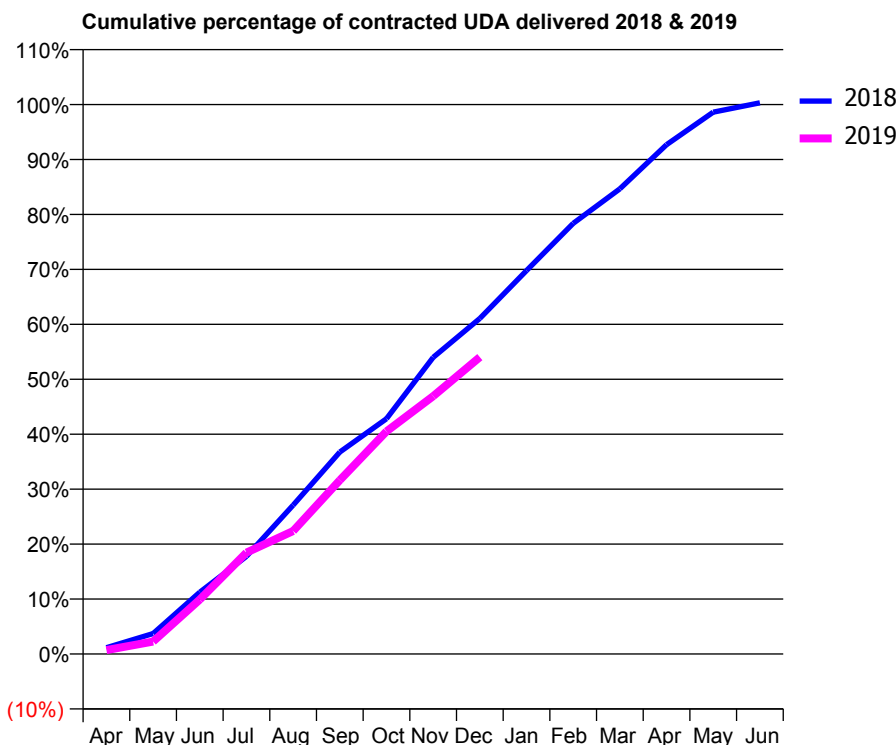
18/19 Contracted general activity (UDA)	12,090
Carry forward general activity (UDA)	-37
18/19 Contracted orthodontic activity (UOA)	0
Carry forward orthodontic activity (UOA)	0
Baseline contract value	£300,952.03

ACCESS*

Patients seen in 24 months	Total	Change since previous quarter
Quarter ending December 2017	4,197	
Quarter ending March 2018	4,160	→
Quarter ending June 2018	4,144	→
Quarter ending September 2018	4,099	↓
Quarter ending December 2018	4,060	→
Variance since December 2017	(3.3%)	↓



ACTIVITY



Month	Adjusted Scheduled Activity (UDA)	
	2018	2019
April	139	88
May	450	274
June	1,359	1,198
July	2,150	2,232
August	3,277	2,706
September	4,444	3,824
October	5,176	4,899
November	6,525	5,673
December	7,384	6,532
January	8,438	
February	9,476	
March	10,234	
April	11,206	
May	11,921	
June	12,127	

QUALITY

	Quantity	Base Number	Contract	AT	Region	England
% of FP17s for the same patient ID Re-attending within 3 months - Children	105	855	12.3%	10.8%	11.6%	11.8%
% of FP17s for the same patient ID Re-attending within 3 months - Adults	444	3,080	14.4%	14.0%	15.1%	15.6%
% of FP17s for the same patient ID Re-attending between 3 & 9 months - Children	393	855	46.0%	59.8%	59.9%	58.8%
% of FP17s for the same patient ID Re-attending between 3 & 9 months - Adults	1,599	3,080	51.9%	49.4%	52.0%	51.0%
% of FP17s for Band 1 Urgent Courses	459	3,089	14.9%	9.0%	8.0%	9.0%
% of FP17s Relating to Free Repair or Replacements	6	3,089	0.2%	0.7%	0.8%	0.8%
% of FP17s Relating to Continuations	8	3,089	0.3%	1.0%	0.9%	0.9%
% of Patients satisfied with the dentistry they have received	5	5	N/A	93.7%	93.6%	93.2%
% of Patients satisfied with the time they had to wait for an appointment	5	5	N/A	86.8%	88.6%	88.3%

* This is based on patients treated on this contract for their most recent course of treatment. Figures in italics indicate the base number of FP17s or Patient Questionnaire responses are less than 100. N/A is shown where the base number of responses is less than 10 during the period. % is calculated as Quantity/Base number*100

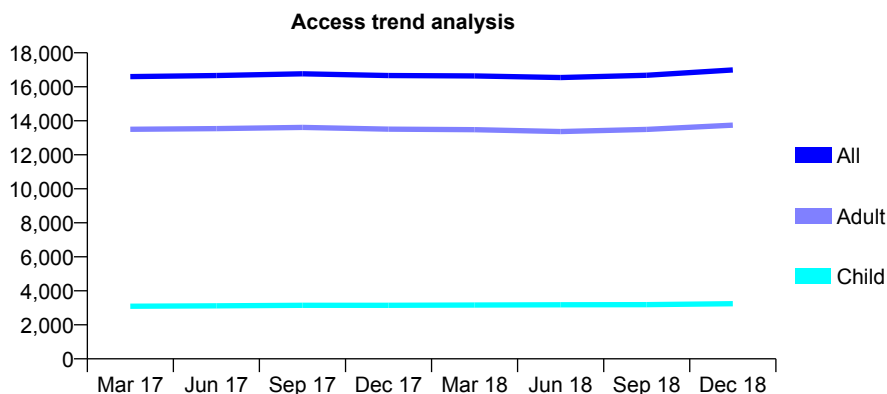
Q56 - Vital Signs At a Glance Contract Report for 106275/0001 - December 2018

Name or company name	Dr P Vaid, S Radia and S Shah
Contract type name	GDS Contract
Purpose of contract	General
Contract start date	01/04/2014
Contract end date	

18/19 Contracted general activity (UDA)	47,200
Carry forward general activity (UDA)	1,433
18/19 Contracted orthodontic activity (UOA)	0
Carry forward orthodontic activity (UOA)	0
Baseline contract value	£1,030,837.46

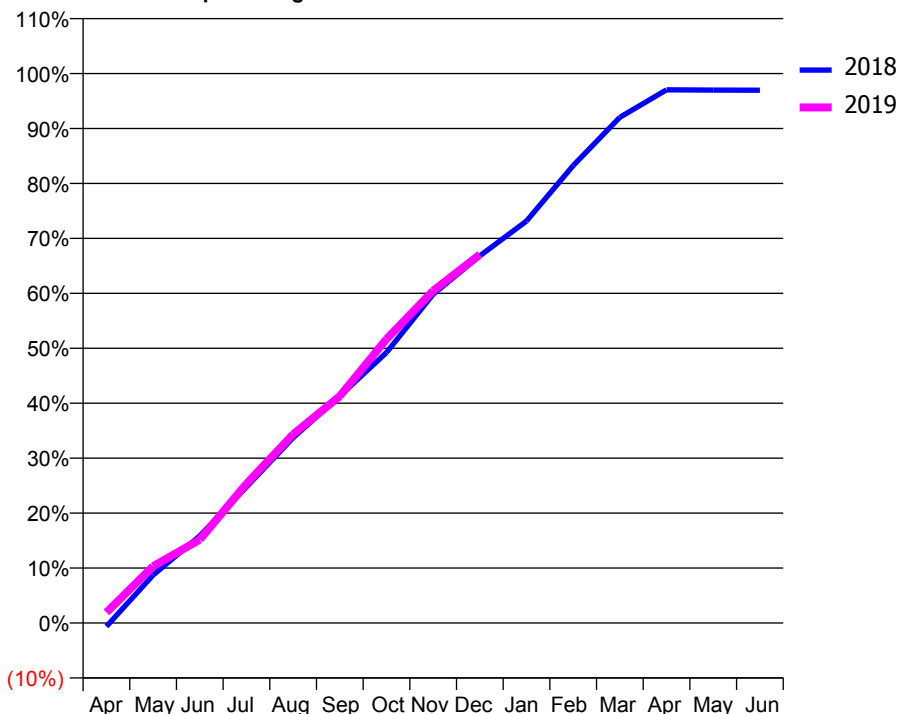
ACCESS*

Patients seen in 24 months	Total	Change since previous quarter
Quarter ending December 2017	16,659	
Quarter ending March 2018	16,641	→
Quarter ending June 2018	16,542	→
Quarter ending September 2018	16,680	→
Quarter ending December 2018	16,996	→
Variance since December 2017	2.0%	↑



ACTIVITY

Cumulative percentage of contracted UDA delivered 2018 & 2019



Month	Adjusted Scheduled Activity (UDA)	
	2018	2019
April	-302	907
May	4,113	4,876
June	7,491	7,163
July	11,687	11,963
August	15,917	16,212
September	19,502	19,489
October	23,239	24,389
November	28,242	28,536
December	31,535	31,650
January	34,528	
February	39,295	
March	43,434	
April	45,798	
May	45,779	
June	45,767	

QUALITY

	Quantity	Base Number	Contract	AT	Region	England
% of FP17s for the same patient ID Re-attending within 3 months - Children	319	3,442	9.3%	10.8%	11.6%	11.8%
% of FP17s for the same patient ID Re-attending within 3 months - Adults	2,289	15,315	14.9%	14.0%	15.1%	15.6%
% of FP17s for the same patient ID Re-attending between 3 & 9 months - Children	1,973	3,442	57.3%	59.8%	59.9%	58.8%
% of FP17s for the same patient ID Re-attending between 3 & 9 months - Adults	8,819	15,315	57.6%	49.4%	52.0%	51.0%
% of FP17s for Band 1 Urgent Courses	1,952	17,319	11.3%	9.0%	8.0%	9.0%
% of FP17s Relating to Free Repair or Replacements	234	17,319	1.4%	0.7%	0.8%	0.8%
% of FP17s Relating to Continuations	119	17,319	0.7%	1.0%	0.9%	0.9%
% of Patients satisfied with the dentistry they have received	11	12	91.7%	93.7%	93.6%	93.2%
% of Patients satisfied with the time they had to wait for an appointment	10	12	83.3%	86.8%	88.6%	88.3%

* This is based on patients treated on this contract for their most recent course of treatment. Figures in italics indicate the base number of FP17s or Patient Questionnaire responses are less than 100. N/A is shown where the base number of responses is less than 10 during the period. % is calculated as Quantity/Base number*100

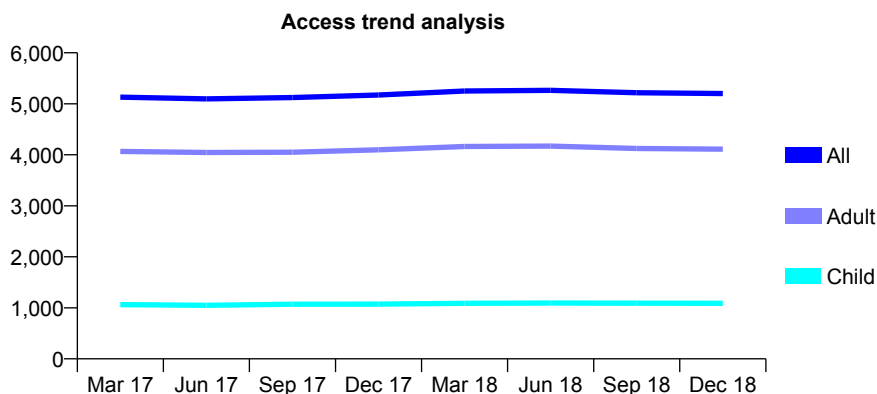
Q56 - Vital Signs At a Glance Contract Report for 106941/0001 - December 2018

Name or company name	Perfect Smile Clinic Limited
Contract type name	GDS Contract
Purpose of contract	General
Contract start date	01/03/2014
Contract end date	

18/19 Contracted general activity (UDA)	17,380
Carry forward general activity (UDA)	260
18/19 Contracted orthodontic activity (UOA)	0
Carry forward orthodontic activity (UOA)	0
Baseline contract value	£412,074.75

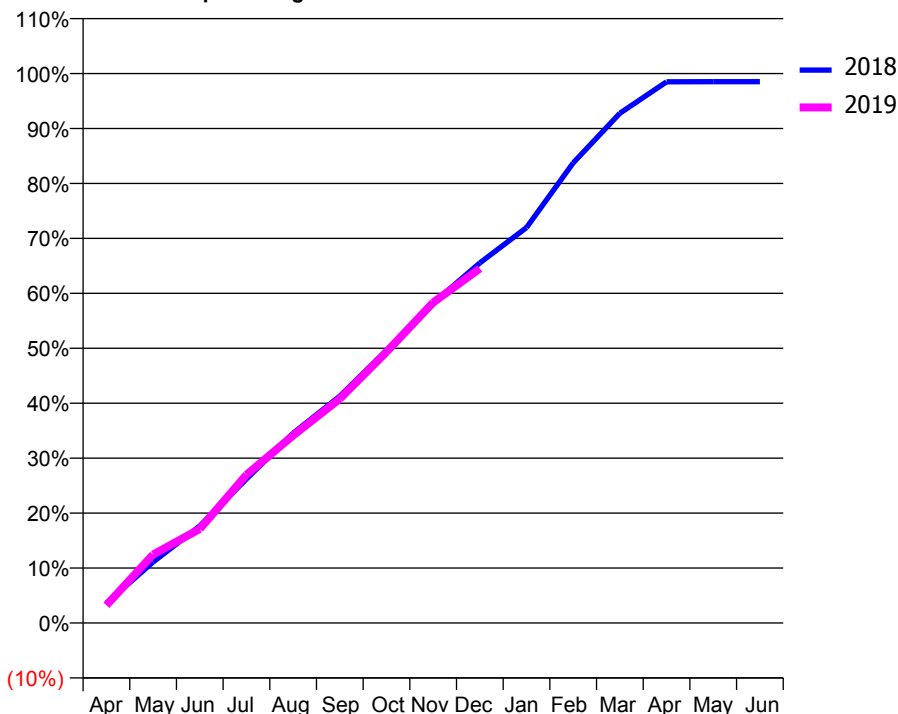
ACCESS*

Patients seen in 24 months	Total	Change since previous quarter
Quarter ending December 2017	5,173	
Quarter ending March 2018	5,252	→
Quarter ending June 2018	5,265	→
Quarter ending September 2018	5,217	→
Quarter ending December 2018	5,201	→
Variance since December 2017	0.5%	→



ACTIVITY

Cumulative percentage of contracted UDA delivered 2018 & 2019



Month	Adjusted Scheduled Activity (UDA)	
	2018	2019
April	630	564
May	1,929	2,166
June	3,069	2,976
July	4,559	4,686
August	6,004	5,932
September	7,175	7,092
October	8,621	8,574
November	10,120	10,137
December	11,389	11,212
January	12,505	
February	14,551	
March	16,122	
April	17,117	
May	17,120	
June	17,120	

QUALITY

	Quantity	Base Number	Contract	AT	Region	England
% of FP17s for the same patient ID Re-attending within 3 months - Children	100	1,220	8.2%	10.8%	11.6%	11.8%
% of FP17s for the same patient ID Re-attending within 3 months - Adults	666	4,519	14.7%	14.0%	15.1%	15.6%
% of FP17s for the same patient ID Re-attending between 3 & 9 months - Children	799	1,220	65.5%	59.8%	59.9%	58.8%
% of FP17s for the same patient ID Re-attending between 3 & 9 months - Adults	2,828	4,519	62.6%	49.4%	52.0%	51.0%
% of FP17s for Band 1 Urgent Courses	463	5,410	8.6%	9.0%	8.0%	9.0%
% of FP17s Relating to Free Repair or Replacements	32	5,410	0.6%	0.7%	0.8%	0.8%
% of FP17s Relating to Continuations	30	5,410	0.6%	1.0%	0.9%	0.9%
% of Patients satisfied with the dentistry they have received	1	2	N/A	93.7%	93.6%	93.2%
% of Patients satisfied with the time they had to wait for an appointment	2	2	N/A	86.8%	88.6%	88.3%

* This is based on patients treated on this contract for their most recent course of treatment. Figures in italics indicate the base number of FP17s or Patient Questionnaire responses are less than 100. N/A is shown where the base number of responses is less than 10 during the period. % is calculated as Quantity/Base number*100

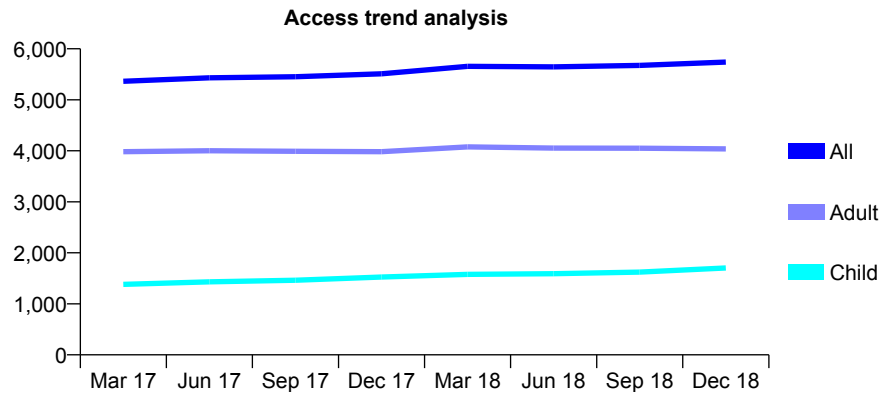
Q56 - Vital Signs At a Glance Contract Report for 109142/0001 - December 2018

Name or company name	Littleport Dental Practice
Contract type name	GDS Contract
Purpose of contract	General
Contract start date	02/07/2012
Contract end date	

18/19 Contracted general activity (UDA)	14,288
Carry forward general activity (UDA)	364
18/19 Contracted orthodontic activity (UOA)	0
Carry forward orthodontic activity (UOA)	0
Baseline contract value	£367,902.01

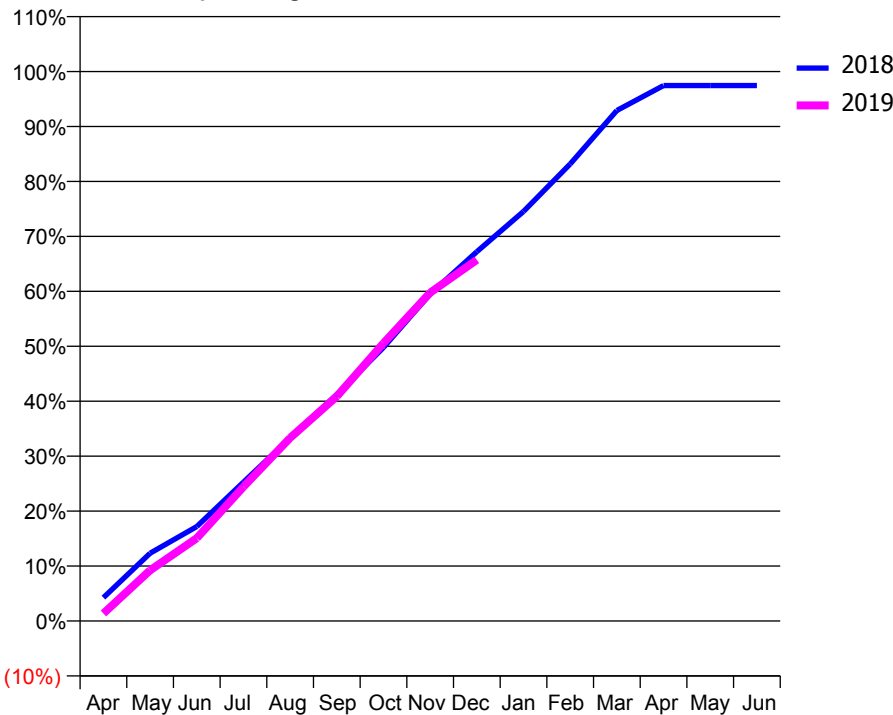
ACCESS*

Patients seen in 24 months	Total	Change since previous quarter
Quarter ending December 2017	5,509	
Quarter ending March 2018	5,655	↑
Quarter ending June 2018	5,645	→
Quarter ending September 2018	5,675	→
Quarter ending December 2018	5,739	→
Variance since December 2017	4.2%	↑



ACTIVITY

Cumulative percentage of contracted UDA delivered 2018 & 2019



Month	Adjusted Scheduled Activity (UDA)	
	2018	2019
April	610	196
May	1,763	1,319
June	2,457	2,154
July	3,611	3,491
August	4,760	4,763
September	5,888	5,840
October	7,113	7,223
November	8,505	8,538
December	9,603	9,390
January	10,649	
February	11,884	
March	13,273	
April	13,922	
May	13,924	
June	13,924	

QUALITY

	Quantity	Base Number	Contract	AT	Region	England
% of FP17s for the same patient ID Re-attending within 3 months - Children	194	2,140	9.1%	10.8%	11.6%	11.8%
% of FP17s for the same patient ID Re-attending within 3 months - Adults	690	4,570	15.1%	14.0%	15.1%	15.6%
% of FP17s for the same patient ID Re-attending between 3 & 9 months - Children	1,424	2,140	66.5%	59.8%	59.9%	58.8%
% of FP17s for the same patient ID Re-attending between 3 & 9 months - Adults	2,590	4,570	56.7%	49.4%	52.0%	51.0%
% of FP17s for Band 1 Urgent Courses	449	5,877	7.6%	9.0%	8.0%	9.0%
% of FP17s Relating to Free Repair or Replacements	29	5,877	0.5%	0.7%	0.8%	0.8%
% of FP17s Relating to Continuations	41	5,877	0.7%	1.0%	0.9%	0.9%
% of Patients satisfied with the dentistry they have received	3	3	N/A	93.7%	93.6%	93.2%
% of Patients satisfied with the time they had to wait for an appointment	3	3	N/A	86.8%	88.6%	88.3%

* This is based on patients treated on this contract for their most recent course of treatment. Figures in italics indicate the base number of FP17s or Patient Questionnaire responses are less than 100. N/A is shown where the base number of responses is less than 10 during the period. % is calculated as Quantity/Base number*100

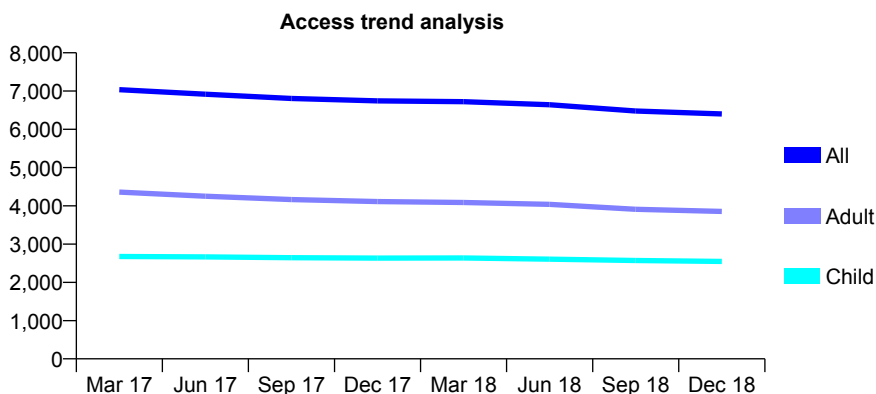
Q56 - Vital Signs At a Glance Contract Report for 109487/0001 - December 2018

Name or company name	Cambourne Dental Practice
Contract type name	GDS Contract
Purpose of contract	General
Contract start date	08/04/2011
Contract end date	

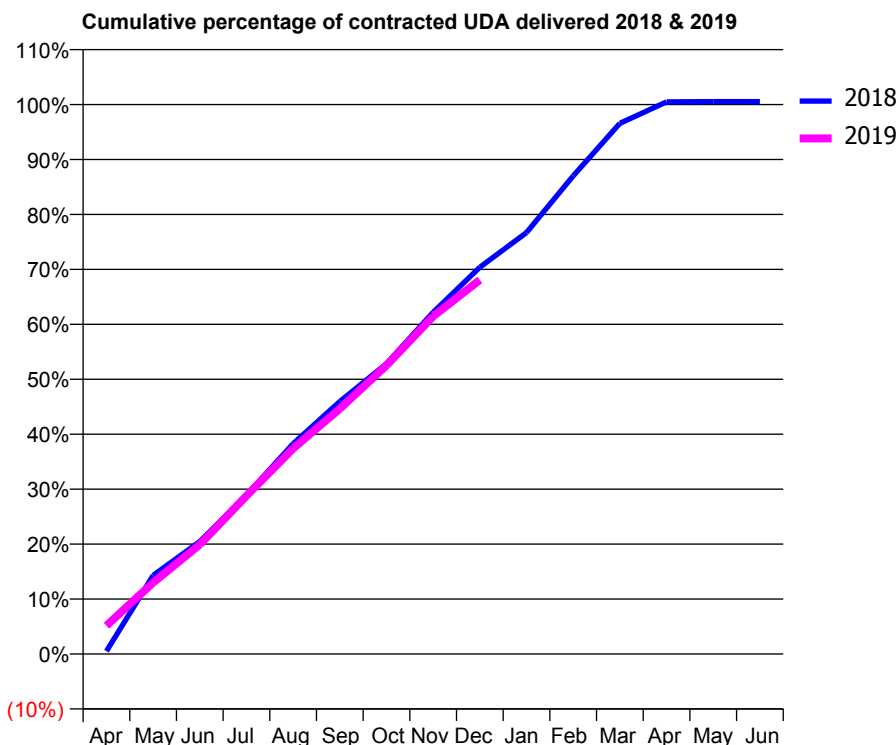
18/19 Contracted general activity (UDA)	17,913
Carry forward general activity (UDA)	-95
18/19 Contracted orthodontic activity (UOA)	0
Carry forward orthodontic activity (UOA)	0
Baseline contract value	£539,445.39

ACCESS*

Patients seen in 24 months	Total	Change since previous quarter
Quarter ending December 2017	6,745	
Quarter ending March 2018	6,723	→
Quarter ending June 2018	6,643	↓
Quarter ending September 2018	6,479	↓
Quarter ending December 2018	6,400	↓
Variance since December 2017	(5.1%)	↓



ACTIVITY



Month	Adjusted Scheduled Activity (UDA)	
	2018	2019
April	94	922
May	2,562	2,328
June	3,668	3,568
July	5,179	5,158
August	6,857	6,701
September	8,231	7,995
October	9,464	9,411
November	11,141	11,010
December	12,610	12,196
January	13,740	
February	15,584	
March	17,301	
April	18,000	
May	18,008	
June	18,008	

QUALITY

	Quantity	Base Number	Contract	AT	Region	England
% of FP17s for the same patient ID Re-attending within 3 months - Children	187	3,134	6.0%	10.8%	11.6%	11.8%
% of FP17s for the same patient ID Re-attending within 3 months - Adults	435	4,450	9.8%	14.0%	15.1%	15.6%
% of FP17s for the same patient ID Re-attending between 3 & 9 months - Children	2,258	3,134	72.0%	59.8%	59.9%	58.8%
% of FP17s for the same patient ID Re-attending between 3 & 9 months - Adults	3,090	4,450	69.4%	49.4%	52.0%	51.0%
% of FP17s for Band 1 Urgent Courses	428	7,196	5.9%	9.0%	8.0%	9.0%
% of FP17s Relating to Free Repair or Replacements	43	7,196	0.6%	0.7%	0.8%	0.8%
% of FP17s Relating to Continuations	55	7,196	0.8%	1.0%	0.9%	0.9%
% of Patients satisfied with the dentistry they have received	5	5	N/A	93.7%	93.6%	93.2%
% of Patients satisfied with the time they had to wait for an appointment	5	5	N/A	86.8%	88.6%	88.3%

* This is based on patients treated on this contract for their most recent course of treatment. Figures in italics indicate the base number of FP17s or Patient Questionnaire responses are less than 100. N/A is shown where the base number of responses is less than 10 during the period. % is calculated as Quantity/Base number*100

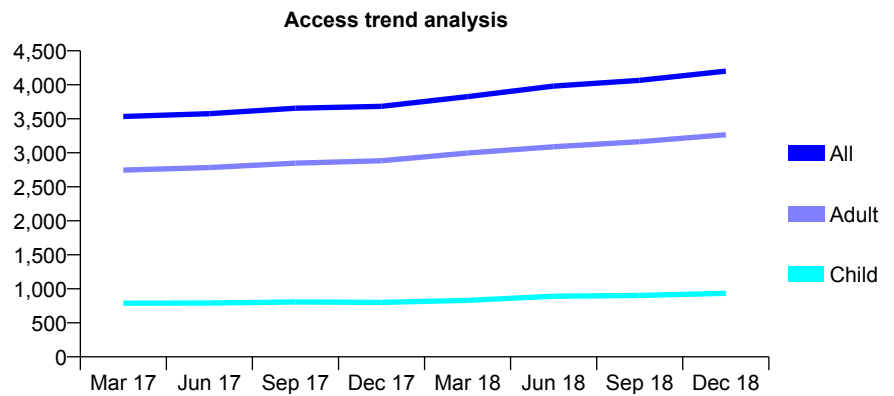
Q56 - Vital Signs At a Glance Contract Report for 110655/0001 - December 2018

Name or company name	The Toothplace Dental Surgery
Contract type name	GDS Contract
Purpose of contract	General
Contract start date	01/09/2010
Contract end date	

18/19 Contracted general activity (UDA)	13,533
Carry forward general activity (UDA)	520
18/19 Contracted orthodontic activity (UOA)	0
Carry forward orthodontic activity (UOA)	0
Baseline contract value	£347,865.53

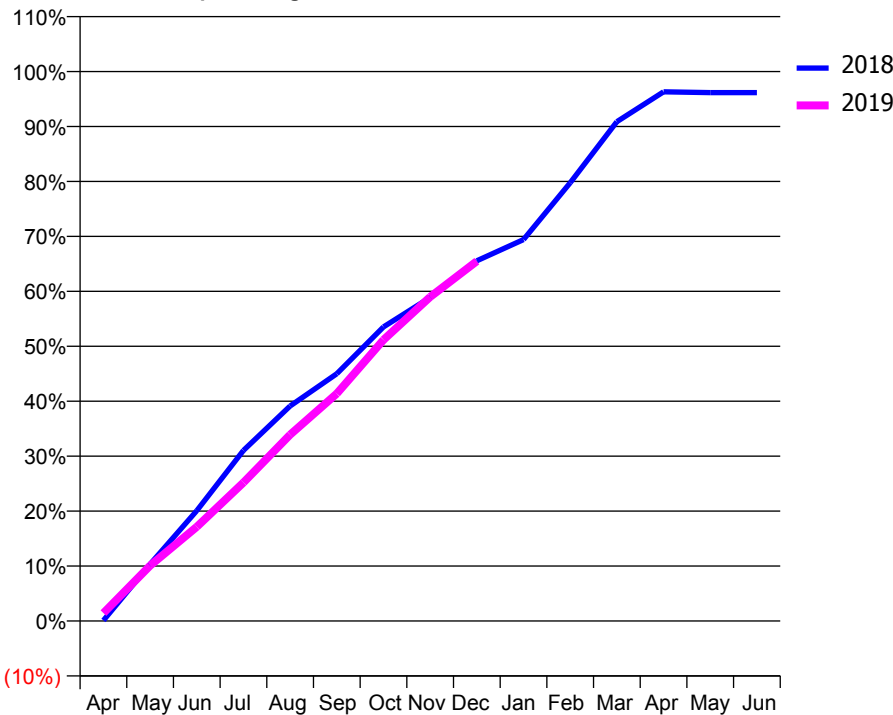
ACCESS*

Patients seen in 24 months	Total	Change since previous quarter
Quarter ending December 2017	3,684	
Quarter ending March 2018	3,827	↑
Quarter ending June 2018	3,981	↑
Quarter ending September 2018	4,066	↑
Quarter ending December 2018	4,200	↑
Variance since December 2017	14.0%	↑



ACTIVITY

Cumulative percentage of contracted UDA delivered 2018 & 2019



Month	Adjusted Scheduled Activity (UDA)	
	2018	2019
April	16	197
May	1,402	1,363
June	2,717	2,321
July	4,201	3,409
August	5,296	4,591
September	6,089	5,600
October	7,243	6,925
November	7,968	7,981
December	8,872	8,863
January	9,393	
February	10,793	
March	12,298	
April	13,031	
May	13,013	
June	13,013	

QUALITY

	Quantity	Base Number	Contract	AT	Region	England
% of FP17s for the same patient ID Re-attending within 3 months - Children	73	1,029	7.1%	10.8%	11.6%	11.8%
% of FP17s for the same patient ID Re-attending within 3 months - Adults	330	3,396	9.7%	14.0%	15.1%	15.6%
% of FP17s for the same patient ID Re-attending between 3 & 9 months - Children	614	1,029	59.7%	59.8%	59.9%	58.8%
% of FP17s for the same patient ID Re-attending between 3 & 9 months - Adults	1,860	3,396	54.8%	49.4%	52.0%	51.0%
% of FP17s for Band 1 Urgent Courses	181	4,207	4.3%	9.0%	8.0%	9.0%
% of FP17s Relating to Free Repair or Replacements	25	4,207	0.6%	0.7%	0.8%	0.8%
% of FP17s Relating to Continuations	3	4,207	0.1%	1.0%	0.9%	0.9%
% of Patients satisfied with the dentistry they have received	3	3	N/A	93.7%	93.6%	93.2%
% of Patients satisfied with the time they had to wait for an appointment	2	3	N/A	86.8%	88.6%	88.3%

* This is based on patients treated on this contract for their most recent course of treatment. Figures in italics indicate the base number of FP17s or Patient Questionnaire responses are less than 100. N/A is shown where the base number of responses is less than 10 during the period. % is calculated as Quantity/Base number*100

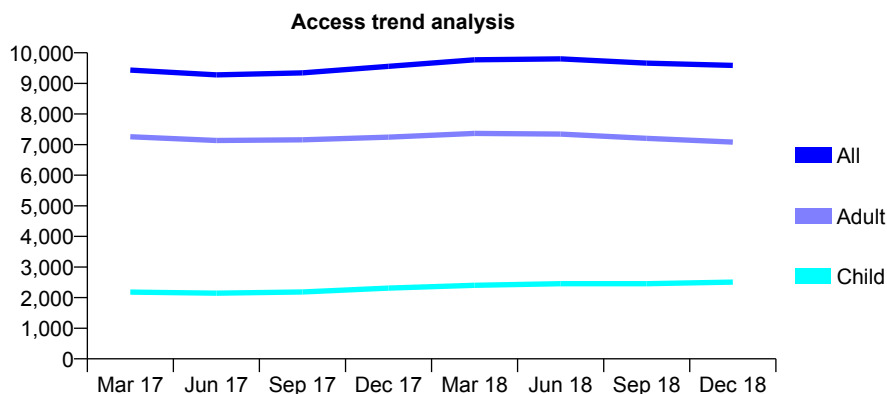
Q56 - Vital Signs At a Glance Contract Report for 110817/0001 - December 2018

Name or company name	1A Group Dental Practice Partnership
Contract type name	GDS Contract
Purpose of contract	General
Contract start date	01/04/2009
Contract end date	

18/19 Contracted general activity (UDA)	27,000
Carry forward general activity (UDA)	0
18/19 Contracted orthodontic activity (UOA)	0
Carry forward orthodontic activity (UOA)	0
Baseline contract value	£641,908.74

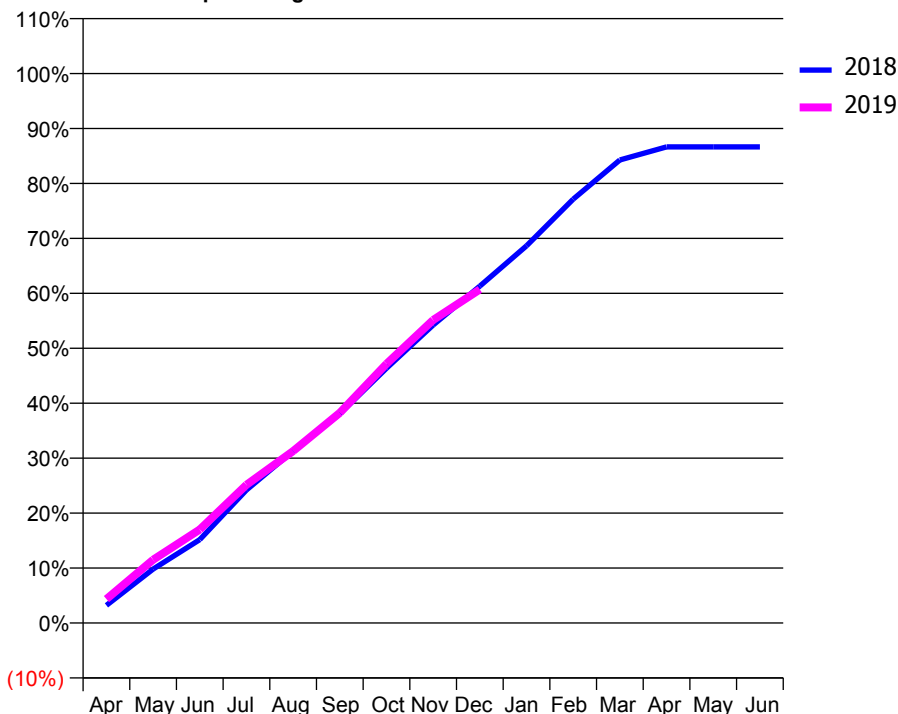
ACCESS*

Patients seen in 24 months	Total	Change since previous quarter
Quarter ending December 2017	9,558	
Quarter ending March 2018	9,772	↑
Quarter ending June 2018	9,802	→
Quarter ending September 2018	9,663	↓
Quarter ending December 2018	9,588	→
Variance since December 2017	0.3%	→



ACTIVITY

Cumulative percentage of contracted UDA delivered 2018 & 2019



Month	Adjusted Scheduled Activity (UDA)	
	2018	2019
April	890	1,176
May	2,711	3,109
June	4,191	4,594
July	6,683	6,793
August	8,645	8,446
September	10,509	10,331
October	12,797	12,736
November	14,966	14,890
December	16,923	16,388
January	18,946	
February	21,292	
March	23,263	
April	23,918	
May	23,916	
June	23,916	

QUALITY

	Quantity	Base Number	Contract	AT	Region	England
% of FP17s for the same patient ID Re-attending within 3 months - Children	131	2,859	4.6%	10.8%	11.6%	11.8%
% of FP17s for the same patient ID Re-attending within 3 months - Adults	774	7,298	10.6%	14.0%	15.1%	15.6%
% of FP17s for the same patient ID Re-attending between 3 & 9 months - Children	1,906	2,859	66.7%	59.8%	59.9%	58.8%
% of FP17s for the same patient ID Re-attending between 3 & 9 months - Adults	3,554	7,298	48.7%	49.4%	52.0%	51.0%
% of FP17s for Band 1 Urgent Courses	637	9,749	6.5%	9.0%	8.0%	9.0%
% of FP17s Relating to Free Repair or Replacements	71	9,749	0.7%	0.7%	0.8%	0.8%
% of FP17s Relating to Continuations	83	9,749	0.9%	1.0%	0.9%	0.9%
% of Patients satisfied with the dentistry they have received	5	5	N/A	93.7%	93.6%	93.2%
% of Patients satisfied with the time they had to wait for an appointment	4	5	N/A	86.8%	88.6%	88.3%

* This is based on patients treated on this contract for their most recent course of treatment. Figures in italics indicate the base number of FP17s or Patient Questionnaire responses are less than 100. N/A is shown where the base number of responses is less than 10 during the period. % is calculated as Quantity/Base number*100

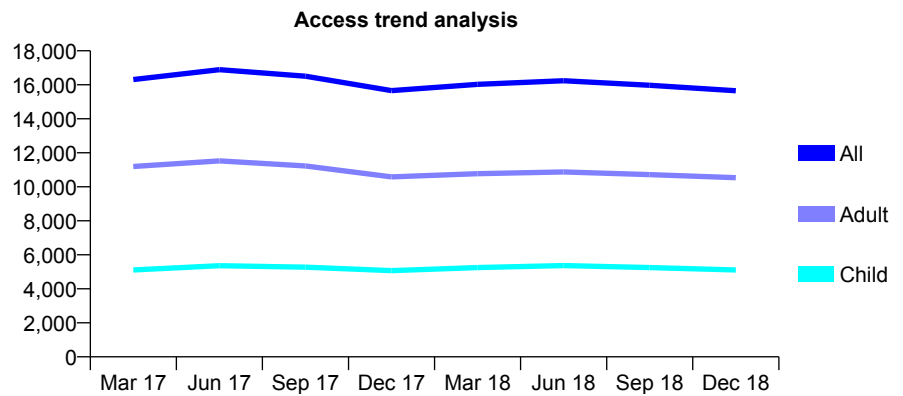
Q56 - Vital Signs At a Glance Contract Report for 110817/0002 - December 2018

Name or company name	1A Group Dental Practice Partnership
Contract type name	GDS Contract
Purpose of contract	General
Contract start date	01/04/2009
Contract end date	

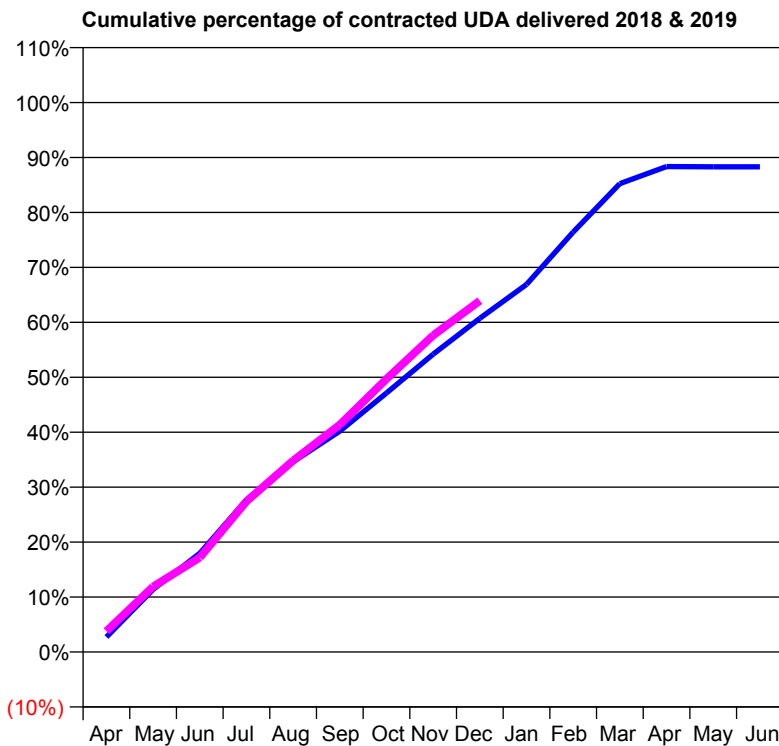
18/19 Contracted general activity (UDA)	50,000
Carry forward general activity (UDA)	0
18/19 Contracted orthodontic activity (UOA)	0
Carry forward orthodontic activity (UOA)	0
Baseline contract value	£1,340,701.64

ACCESS*

Patients seen in 24 months	Total	Change since previous quarter
Quarter ending December 2017	15,657	
Quarter ending March 2018	16,025	↑
Quarter ending June 2018	16,242	→
Quarter ending September 2018	15,973	↓
Quarter ending December 2018	15,648	↓
Variance since December 2017	(0.1%)	→



ACTIVITY



Month	Adjusted Scheduled Activity (UDA)	
	2018	2019
April	1,372	1,900
May	5,721	5,950
June	9,016	8,599
July	13,896	13,705
August	17,367	17,420
September	20,167	20,676
October	23,656	24,839
November	27,193	28,815
December	30,476	31,964
January	33,563	
February	38,346	
March	42,770	
April	44,332	
May	44,309	
June	44,309	

QUALITY

	Quantity	Base Number	Contract	AT	Region	England
% of FP17s for the same patient ID Re-attending within 3 months - Children	291	4,864	6.0%	10.8%	11.6%	11.8%
% of FP17s for the same patient ID Re-attending within 3 months - Adults	1,050	9,380	11.2%	14.0%	15.1%	15.6%
% of FP17s for the same patient ID Re-attending between 3 & 9 months - Children	2,553	4,864	52.5%	59.8%	59.9%	58.8%
% of FP17s for the same patient ID Re-attending between 3 & 9 months - Adults	4,314	9,380	46.0%	49.4%	52.0%	51.0%
% of FP17s for Band 1 Urgent Courses	911	13,596	6.7%	9.0%	8.0%	9.0%
% of FP17s Relating to Free Repair or Replacements	43	13,596	0.3%	0.7%	0.8%	0.8%
% of FP17s Relating to Continuations	184	13,596	1.4%	1.0%	0.9%	0.9%
% of Patients satisfied with the dentistry they have received	12	12	100.0%	93.7%	93.6%	93.2%
% of Patients satisfied with the time they had to wait for an appointment	10	12	83.3%	86.8%	88.6%	88.3%

* This is based on patients treated on this contract for their most recent course of treatment. Figures in italics indicate the base number of FP17s or Patient Questionnaire responses are less than 100. N/A is shown where the base number of responses is less than 10 during the period. % is calculated as Quantity/Base number*100

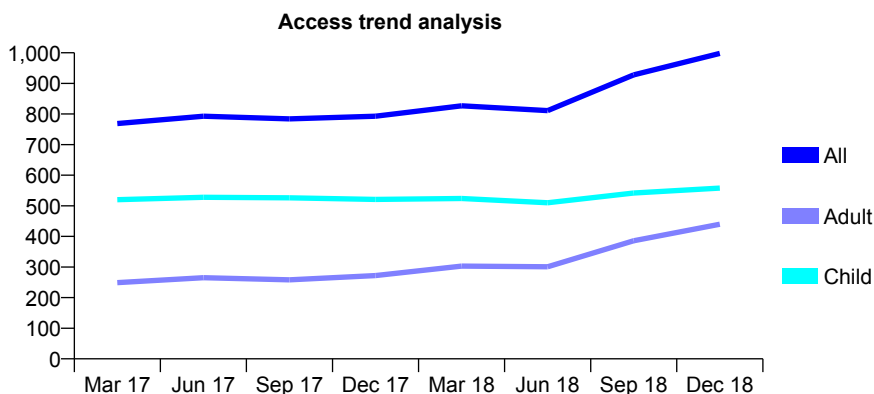
Q56 - Vital Signs At a Glance Contract Report for 112720/0001 - December 2018

Name or company name	Golden Triangle Practice LLP
Contract type name	GDS Contract
Purpose of contract	General
Contract start date	01/04/2008
Contract end date	

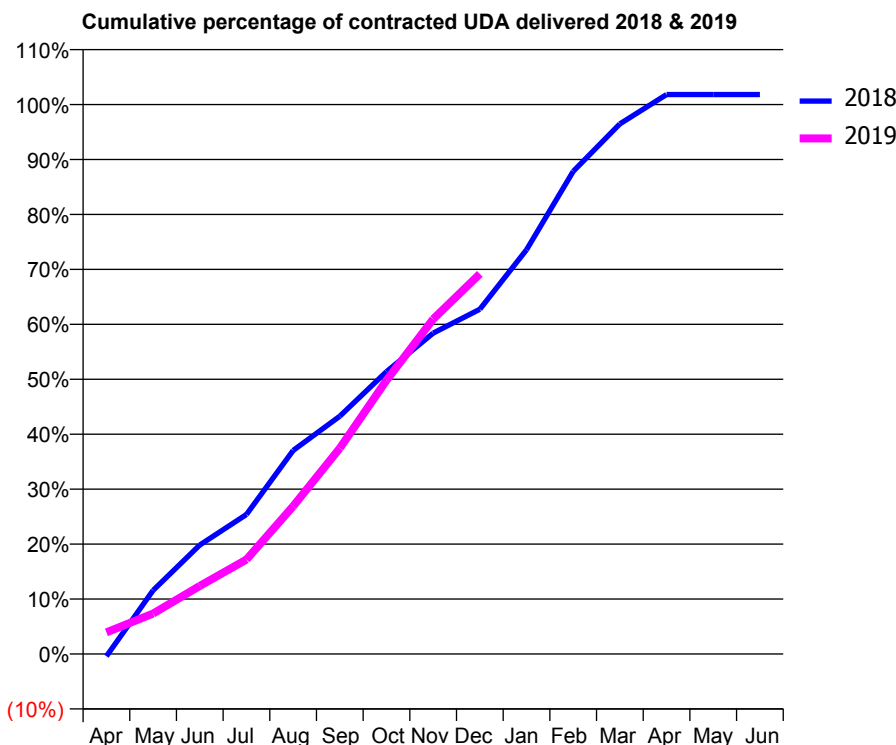
18/19 Contracted general activity (UDA)	2,303
Carry forward general activity (UDA)	-42
18/19 Contracted orthodontic activity (UOA)	0
Carry forward orthodontic activity (UOA)	0
Baseline contract value	£65,725.85

ACCESS*

Patients seen in 24 months	Total	Change since previous quarter
Quarter ending December 2017	793	
Quarter ending March 2018	827	↑
Quarter ending June 2018	811	↓
Quarter ending September 2018	928	↑
Quarter ending December 2018	998	↑
Variance since December 2017	25.9%	↑



ACTIVITY



Month	Adjusted Scheduled Activity (UDA)	
	2018	2019
April	-10	91
May	267	170
June	457	285
July	585	396
August	853	619
September	997	862
October	1,184	1,147
November	1,345	1,404
December	1,445	1,593
January	1,694	
February	2,023	
March	2,222	
April	2,345	
May	2,345	
June	2,345	

QUALITY

	Quantity	Base Number	Contract	AT	Region	England
% of FP17s for the same patient ID Re-attending within 3 months - Children	43	572	7.5%	10.8%	11.6%	11.8%
% of FP17s for the same patient ID Re-attending within 3 months - Adults	46	363	12.7%	14.0%	15.1%	15.6%
% of FP17s for the same patient ID Re-attending between 3 & 9 months - Children	316	572	55.2%	59.8%	59.9%	58.8%
% of FP17s for the same patient ID Re-attending between 3 & 9 months - Adults	68	363	18.7%	49.4%	52.0%	51.0%
% of FP17s for Band 1 Urgent Courses	70	873	8.0%	9.0%	8.0%	9.0%
% of FP17s Relating to Free Repair or Replacements	0	873	0.0%	0.7%	0.8%	0.8%
% of FP17s Relating to Continuations	17	873	1.9%	1.0%	0.9%	0.9%
% of Patients satisfied with the dentistry they have received	1	1	N/A	93.7%	93.6%	93.2%
% of Patients satisfied with the time they had to wait for an appointment	1	1	N/A	86.8%	88.6%	88.3%

* This is based on patients treated on this contract for their most recent course of treatment. Figures in italics indicate the base number of FP17s or Patient Questionnaire responses are less than 100. N/A is shown where the base number of responses is less than 10 during the period. % is calculated as Quantity/Base number*100

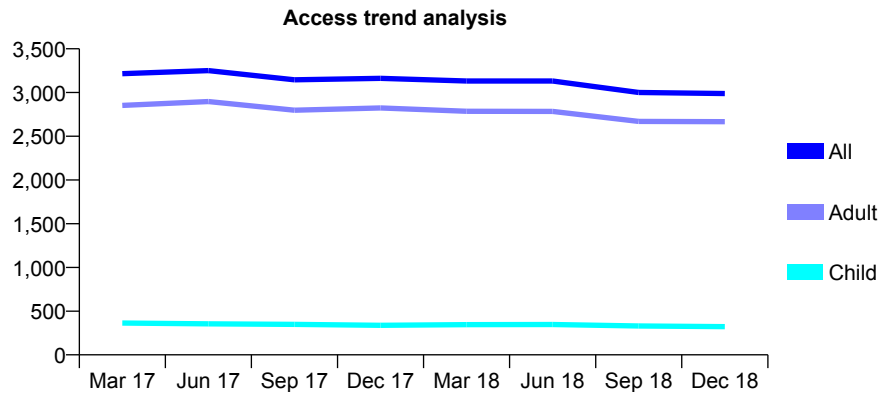
Q56 - Vital Signs At a Glance Contract Report for 117455/0001 - December 2018

Name or company name	UEA Dentists
Contract type name	GDS Contract
Purpose of contract	General
Contract start date	01/03/2012
Contract end date	

18/19 Contracted general activity (UDA)	8,680
Carry forward general activity (UDA)	0
18/19 Contracted orthodontic activity (UOA)	0
Carry forward orthodontic activity (UOA)	0
Baseline contract value	£262,283.43

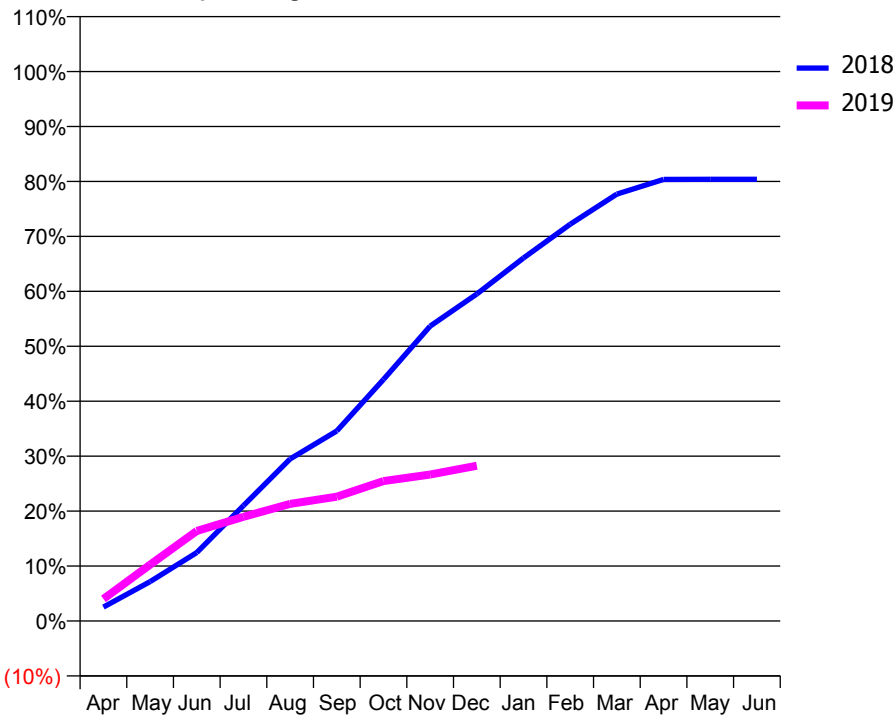
ACCESS*

Patients seen in 24 months	Total	Change since previous quarter
Quarter ending December 2017	3,162	
Quarter ending March 2018	3,131	→
Quarter ending June 2018	3,131	→
Quarter ending September 2018	3,000	↓
Quarter ending December 2018	2,989	→
Variance since December 2017	(5.5%)	↓



ACTIVITY

Cumulative percentage of contracted UDA delivered 2018 & 2019



Month	Adjusted Scheduled Activity (UDA)	
	2018	2019
April	219	348
May	623	889
June	1,082	1,424
July	1,824	1,646
August	2,561	1,850
September	3,002	1,964
October	3,815	2,211
November	4,659	2,315
December	5,165	2,453
January	5,735	
February	6,268	
March	6,743	
April	6,975	
May	6,977	
June	6,977	

QUALITY

	Quantity	Base Number	Contract	AT	Region	England
% of FP17s for the same patient ID Re-attending within 3 months - Children	15	227	6.6%	10.8%	11.6%	11.8%
% of FP17s for the same patient ID Re-attending within 3 months - Adults	232	1,591	14.6%	14.0%	15.1%	15.6%
% of FP17s for the same patient ID Re-attending between 3 & 9 months - Children	138	227	60.8%	59.8%	59.9%	58.8%
% of FP17s for the same patient ID Re-attending between 3 & 9 months - Adults	546	1,591	34.3%	49.4%	52.0%	51.0%
% of FP17s for Band 1 Urgent Courses	301	1,647	18.3%	9.0%	8.0%	9.0%
% of FP17s Relating to Free Repair or Replacements	0	1,647	0.0%	0.7%	0.8%	0.8%
% of FP17s Relating to Continuations	11	1,647	0.7%	1.0%	0.9%	0.9%
% of Patients satisfied with the dentistry they have received	0	0	N/A	93.7%	93.6%	93.2%
% of Patients satisfied with the time they had to wait for an appointment	0	0	N/A	86.8%	88.6%	88.3%

* This is based on patients treated on this contract for their most recent course of treatment. Figures in italics indicate the base number of FP17s or Patient Questionnaire responses are less than 100. N/A is shown where the base number of responses is less than 10 during the period. % is calculated as Quantity/Base number*100

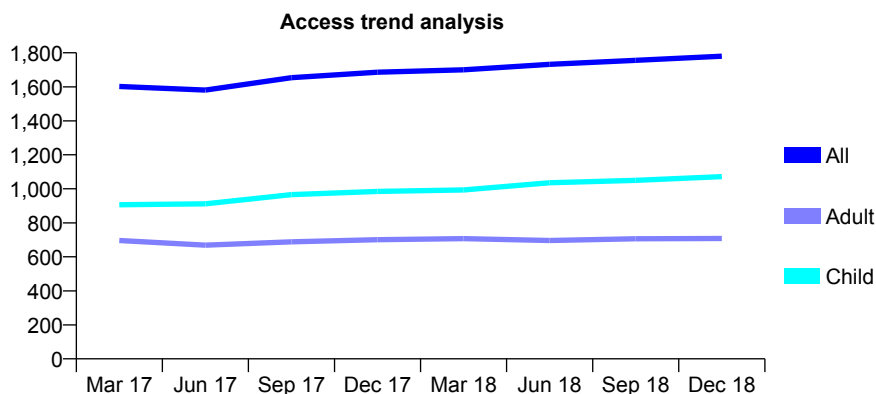
Q56 - Vital Signs At a Glance Contract Report for 117501/0001 - December 2018

Name or company name	The High Street Dental Practice
Contract type name	GDS Contract
Purpose of contract	General
Contract start date	01/10/2010
Contract end date	

18/19 Contracted general activity (UDA)	4,321
Carry forward general activity (UDA)	0
18/19 Contracted orthodontic activity (UOA)	0
Carry forward orthodontic activity (UOA)	0
Baseline contract value	£97,044.48

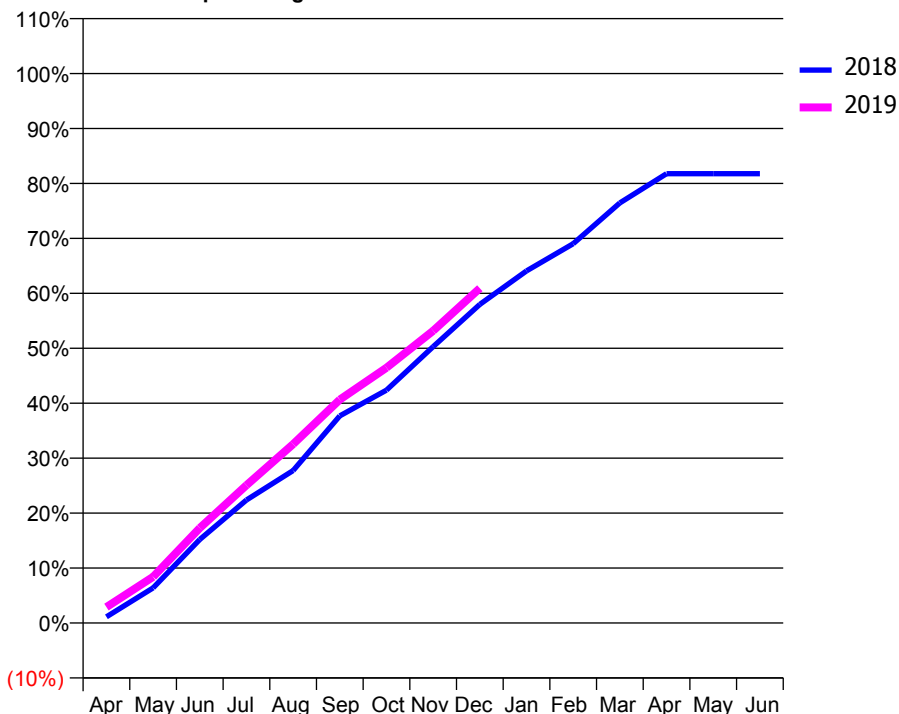
ACCESS*

Patients seen in 24 months	Total	Change since previous quarter
Quarter ending December 2017	1,686	
Quarter ending March 2018	1,700	→
Quarter ending June 2018	1,732	→
Quarter ending September 2018	1,756	→
Quarter ending December 2018	1,780	→
Variance since December 2017	5.6%	↑



ACTIVITY

Cumulative percentage of contracted UDA delivered 2018 & 2019



Month	Adjusted Scheduled Activity (UDA)	
	2018	2019
April	48	125
May	276	364
June	657	747
July	967	1,084
August	1,199	1,407
September	1,629	1,757
October	1,832	2,008
November	2,173	2,298
December	2,505	2,633
January	2,769	
February	2,982	
March	3,304	
April	3,533	
May	3,533	
June	3,533	

QUALITY

	Quantity	Base Number	Contract	AT	Region	England
% of FP17s for the same patient ID Re-attending within 3 months - Children	69	1,322	5.2%	10.8%	11.6%	11.8%
% of FP17s for the same patient ID Re-attending within 3 months - Adults	71	562	12.6%	14.0%	15.1%	15.6%
% of FP17s for the same patient ID Re-attending between 3 & 9 months - Children	863	1,322	65.3%	59.8%	59.9%	58.8%
% of FP17s for the same patient ID Re-attending between 3 & 9 months - Adults	247	562	44.0%	49.4%	52.0%	51.0%
% of FP17s for Band 1 Urgent Courses	63	1,739	3.6%	9.0%	8.0%	9.0%
% of FP17s Relating to Free Repair or Replacements	0	1,739	0.0%	0.7%	0.8%	0.8%
% of FP17s Relating to Continuations	33	1,739	1.9%	1.0%	0.9%	0.9%
% of Patients satisfied with the dentistry they have received	0	0	N/A	93.7%	93.6%	93.2%
% of Patients satisfied with the time they had to wait for an appointment	0	0	N/A	86.8%	88.6%	88.3%

* This is based on patients treated on this contract for their most recent course of treatment. Figures in italics indicate the base number of FP17s or Patient Questionnaire responses are less than 100. N/A is shown where the base number of responses is less than 10 during the period. % is calculated as Quantity/Base number*100

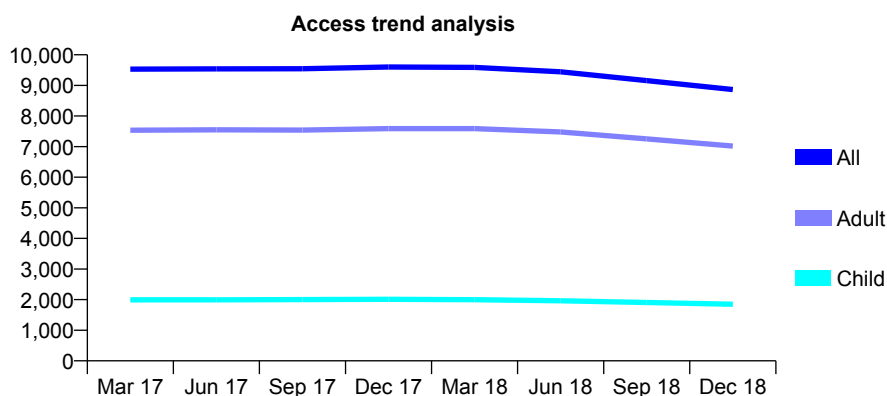
Q56 - Vital Signs At a Glance Contract Report for 117994/0001 - December 2018

Name or company name	Wensleydale Dental Practice
Contract type name	GDS Contract
Purpose of contract	General
Contract start date	01/07/2011
Contract end date	

18/19 Contracted general activity (UDA)	28,718
Carry forward general activity (UDA)	1,154
18/19 Contracted orthodontic activity (UOA)	0
Carry forward orthodontic activity (UOA)	0
Baseline contract value	£742,703.77

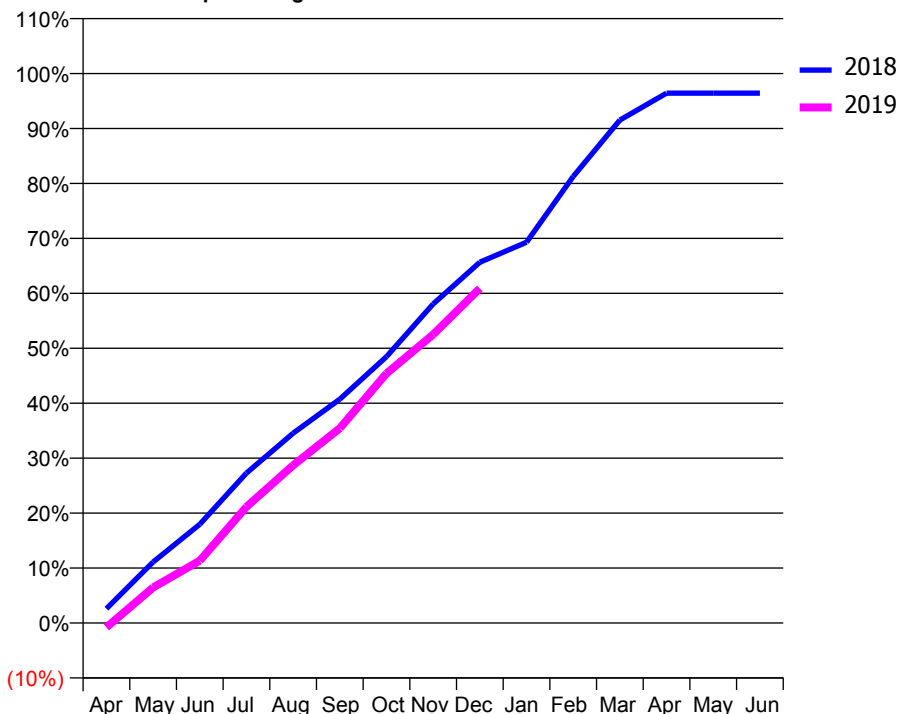
ACCESS*

Patients seen in 24 months	Total	Change since previous quarter
Quarter ending December 2017	9,603	
Quarter ending March 2018	9,587	→
Quarter ending June 2018	9,445	↓
Quarter ending September 2018	9,158	↓
Quarter ending December 2018	8,866	↓
Variance since December 2017	(7.7%)	↓



ACTIVITY

Cumulative percentage of contracted UDA delivered 2018 & 2019



Month	Adjusted Scheduled Activity (UDA)	
	2018	2019
April	843	-234
May	3,583	1,858
June	5,801	3,261
July	8,805	6,075
August	11,145	8,240
September	13,144	10,178
October	15,644	13,040
November	18,736	15,079
December	21,181	17,492
January	22,355	
February	26,221	
March	29,535	
April	31,115	
May	31,114	
June	31,113	

QUALITY

	Quantity	Base Number	Contract	AT	Region	England
% of FP17s for the same patient ID Re-attending within 3 months - Children	123	2,092	5.9%	10.8%	11.6%	11.8%
% of FP17s for the same patient ID Re-attending within 3 months - Adults	889	7,564	11.8%	14.0%	15.1%	15.6%
% of FP17s for the same patient ID Re-attending between 3 & 9 months - Children	1,477	2,092	70.6%	59.8%	59.9%	58.8%
% of FP17s for the same patient ID Re-attending between 3 & 9 months - Adults	5,138	7,564	67.9%	49.4%	52.0%	51.0%
% of FP17s for Band 1 Urgent Courses	513	9,138	5.6%	9.0%	8.0%	9.0%
% of FP17s Relating to Free Repair or Replacements	92	9,138	1.0%	0.7%	0.8%	0.8%
% of FP17s Relating to Continuations	16	9,138	0.2%	1.0%	0.9%	0.9%
% of Patients satisfied with the dentistry they have received	4	4	N/A	93.7%	93.6%	93.2%
% of Patients satisfied with the time they had to wait for an appointment	4	4	N/A	86.8%	88.6%	88.3%

* This is based on patients treated on this contract for their most recent course of treatment. Figures in italics indicate the base number of FP17s or Patient Questionnaire responses are less than 100. N/A is shown where the base number of responses is less than 10 during the period. % is calculated as Quantity/Base number*100

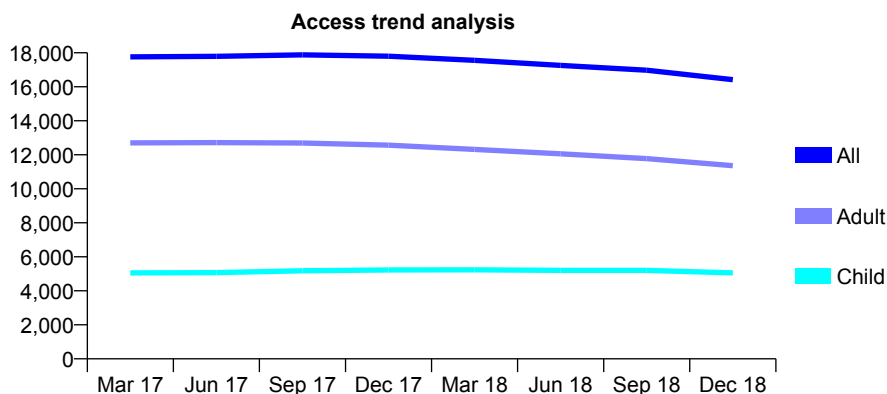
Q56 - Vital Signs At a Glance Contract Report for 118036/0001 - December 2018

Name or company name	DU TOIT & BURGER PARTNERSHIP (IPS)
Contract type name	GDS Contract
Purpose of contract	General and Orthodontic
Contract start date	01/04/2007
Contract end date	

18/19 Contracted general activity (UDA)	42,501
Carry forward general activity (UDA)	0
18/19 Contracted orthodontic activity (UOA)	7,184
Carry forward orthodontic activity (UOA)	-135
Baseline contract value	£1,480,059.73

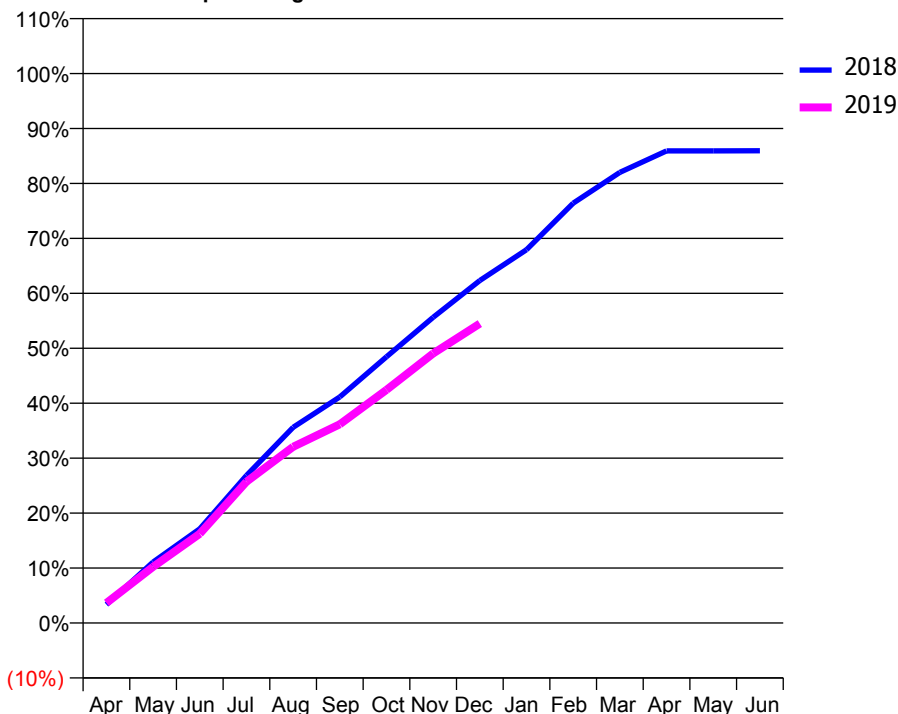
ACCESS*

Patients seen in 24 months	Total	Change since previous quarter
Quarter ending December 2017	17,797	
Quarter ending March 2018	17,554	↓
Quarter ending June 2018	17,259	↓
Quarter ending September 2018	16,979	↓
Quarter ending December 2018	16,422	↓
Variance since December 2017	(7.7%)	↓



ACTIVITY

Cumulative percentage of contracted UDA delivered 2018 & 2019



Month	Adjusted Scheduled Activity (UDA)	
	2018	2019
April	1,427	1,557
May	4,717	4,348
June	7,287	6,900
July	11,408	10,925
August	15,131	13,625
September	17,488	15,373
October	20,591	18,038
November	23,647	20,851
December	26,493	23,155
January	28,873	
February	32,470	
March	34,853	
April	36,517	
May	36,521	
June	36,522	

QUALITY

	Quantity	Base Number	Contract	AT	Region	England
% of FP17s for the same patient ID Re-attending within 3 months - Children	568	6,649	8.5%	10.8%	11.6%	11.8%
% of FP17s for the same patient ID Re-attending within 3 months - Adults	685	9,068	7.6%	14.0%	15.1%	15.6%
% of FP17s for the same patient ID Re-attending between 3 & 9 months - Children	4,257	6,649	64.0%	59.8%	59.9%	58.8%
% of FP17s for the same patient ID Re-attending between 3 & 9 months - Adults	3,411	9,068	37.6%	49.4%	52.0%	51.0%
% of FP17s for Band 1 Urgent Courses	759	14,295	5.3%	9.0%	8.0%	9.0%
% of FP17s Relating to Free Repair or Replacements	23	14,295	0.2%	0.7%	0.8%	0.8%
% of FP17s Relating to Continuations	87	14,295	0.6%	1.0%	0.9%	0.9%
% of Patients satisfied with the dentistry they have received	2	2	N/A	93.7%	93.6%	93.2%
% of Patients satisfied with the time they had to wait for an appointment	2	2	N/A	86.8%	88.6%	88.3%

* This is based on patients treated on this contract for their most recent course of treatment. Figures in italics indicate the base number of FP17s or Patient Questionnaire responses are less than 100. N/A is shown where the base number of responses is less than 10 during the period. % is calculated as Quantity/Base number*100

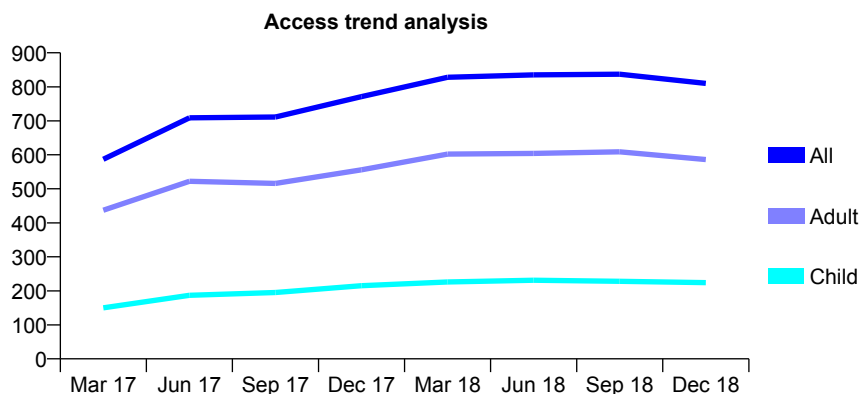
Q56 - Vital Signs At a Glance Contract Report for 119113/0001 - December 2018

Name or company name	Onefiveseven Partnership
Contract type name	GDS Contract
Purpose of contract	General
Contract start date	12/10/2009
Contract end date	

18/19 Contracted general activity (UDA)	1,189
Carry forward general activity (UDA)	-24
18/19 Contracted orthodontic activity (UOA)	0
Carry forward orthodontic activity (UOA)	0
Baseline contract value	£30,310.53

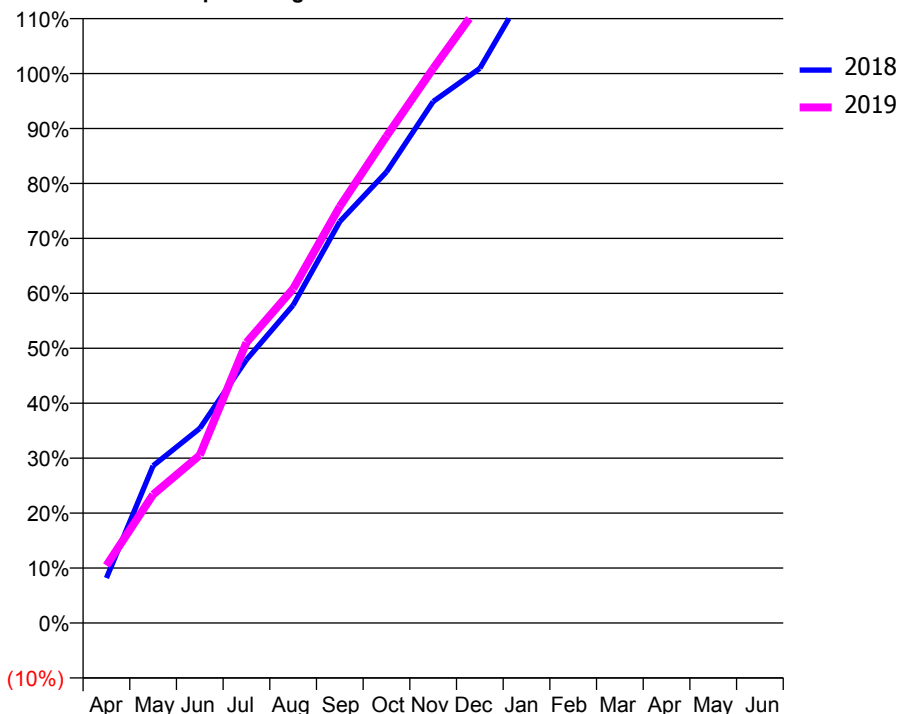
ACCESS*

Patients seen in 24 months	Total	Change since previous quarter
Quarter ending December 2017	771	
Quarter ending March 2018	828	↑
Quarter ending June 2018	835	→
Quarter ending September 2018	837	→
Quarter ending December 2018	810	↓
Variance since December 2017	5.1%	↑



ACTIVITY

Cumulative percentage of contracted UDA delivered 2018 & 2019



Month	Adjusted Scheduled Activity (UDA)	
	2018	2019
April	97	124
May	340	278
June	421	363
July	570	607
August	688	723
September	869	901
October	976	1,053
November	1,128	1,200
December	1,200	1,339
January	1,373	
February	1,559	
March	1,731	
April	1,809	
May	1,809	
June	1,809	

QUALITY

	Quantity	Base Number	Contract	AT	Region	England
% of FP17s for the same patient ID Re-attending within 3 months - Children	12	302	4.0%	10.8%	11.6%	11.8%
% of FP17s for the same patient ID Re-attending within 3 months - Adults	71	737	9.6%	14.0%	15.1%	15.6%
% of FP17s for the same patient ID Re-attending between 3 & 9 months - Children	208	302	68.9%	59.8%	59.9%	58.8%
% of FP17s for the same patient ID Re-attending between 3 & 9 months - Adults	454	737	61.6%	49.4%	52.0%	51.0%
% of FP17s for Band 1 Urgent Courses	97	991	9.8%	9.0%	8.0%	9.0%
% of FP17s Relating to Free Repair or Replacements	0	991	0.0%	0.7%	0.8%	0.8%
% of FP17s Relating to Continuations	13	991	1.3%	1.0%	0.9%	0.9%
% of Patients satisfied with the dentistry they have received	0	0	N/A	93.7%	93.6%	93.2%
% of Patients satisfied with the time they had to wait for an appointment	0	0	N/A	86.8%	88.6%	88.3%

* This is based on patients treated on this contract for their most recent course of treatment. Figures in italics indicate the base number of FP17s or Patient Questionnaire responses are less than 100. N/A is shown where the base number of responses is less than 10 during the period. % is calculated as Quantity/Base number*100

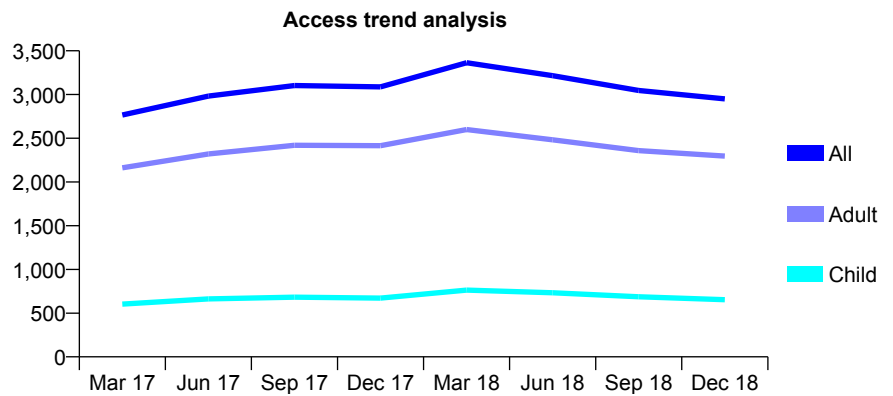
Q56 - Vital Signs At a Glance Contract Report for 119210/0001 - December 2018

Name or company name	Dr K A Fagher & Dr A Surti
Contract type name	GDS Contract
Purpose of contract	General
Contract start date	01/07/2011
Contract end date	

18/19 Contracted general activity (UDA)	8,918
Carry forward general activity (UDA)	132
18/19 Contracted orthodontic activity (UOA)	0
Carry forward orthodontic activity (UOA)	0
Baseline contract value	£211,903.00

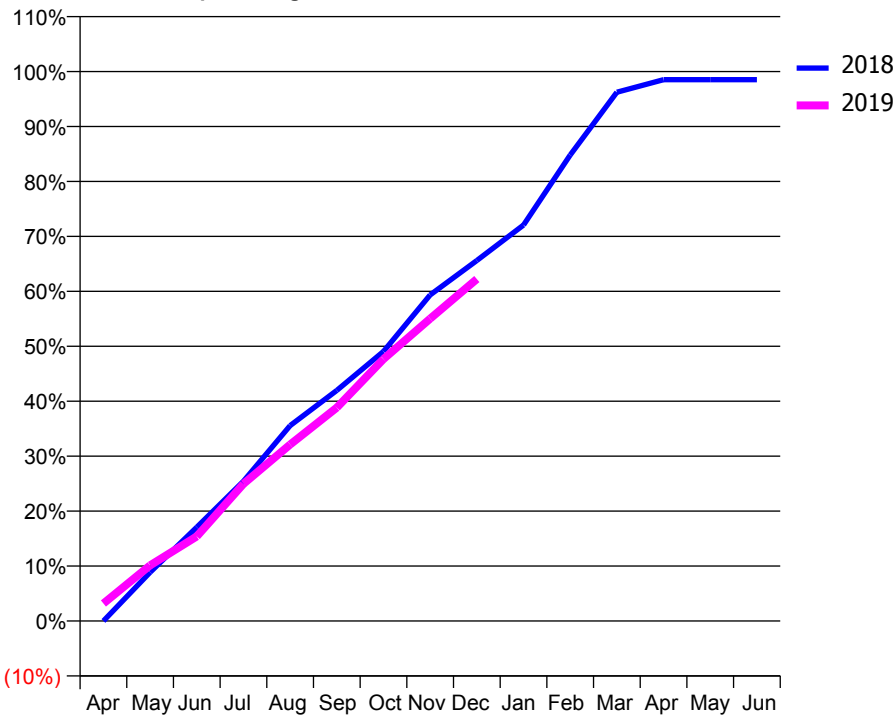
ACCESS*

Patients seen in 24 months	Total	Change since previous quarter
Quarter ending December 2017	3,087	
Quarter ending March 2018	3,363	↑
Quarter ending June 2018	3,215	↓
Quarter ending September 2018	3,046	↓
Quarter ending December 2018	2,950	↓
Variance since December 2017	(4.4%)	↓



ACTIVITY

Cumulative percentage of contracted UDA delivered 2018 & 2019



Month	Adjusted Scheduled Activity (UDA)	
	2018	2019
April	1	284
May	791	905
June	1,521	1,374
July	2,268	2,225
August	3,172	2,865
September	3,743	3,463
October	4,376	4,252
November	5,293	4,907
December	5,852	5,551
January	6,426	
February	7,564	
March	8,582	
April	8,786	
May	8,786	
June	8,786	

QUALITY

	Quantity	Base Number	Contract	AT	Region	England
% of FP17s for the same patient ID Re-attending within 3 months - Children	45	784	5.7%	10.8%	11.6%	11.8%
% of FP17s for the same patient ID Re-attending within 3 months - Adults	433	2,617	16.5%	14.0%	15.1%	15.6%
% of FP17s for the same patient ID Re-attending between 3 & 9 months - Children	516	784	65.8%	59.8%	59.9%	58.8%
% of FP17s for the same patient ID Re-attending between 3 & 9 months - Adults	1,261	2,617	48.2%	49.4%	52.0%	51.0%
% of FP17s for Band 1 Urgent Courses	293	3,291	8.9%	9.0%	8.0%	9.0%
% of FP17s Relating to Free Repair or Replacements	43	3,291	1.3%	0.7%	0.8%	0.8%
% of FP17s Relating to Continuations	28	3,291	0.9%	1.0%	0.9%	0.9%
% of Patients satisfied with the dentistry they have received	1	1	N/A	93.7%	93.6%	93.2%
% of Patients satisfied with the time they had to wait for an appointment	1	1	N/A	86.8%	88.6%	88.3%

* This is based on patients treated on this contract for their most recent course of treatment. Figures in italics indicate the base number of FP17s or Patient Questionnaire responses are less than 100. N/A is shown where the base number of responses is less than 10 during the period. % is calculated as Quantity/Base number*100

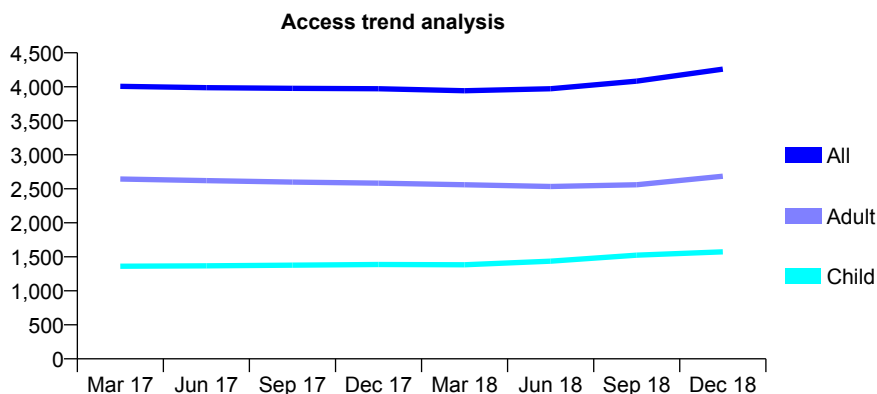
Q56 - Vital Signs At a Glance Contract Report for 119636/0001 - December 2018

Name or company name	Apple Tree Dental Practice
Contract type name	GDS Contract
Purpose of contract	General
Contract start date	25/04/2013
Contract end date	

18/19 Contracted general activity (UDA)	9,642
Carry forward general activity (UDA)	-144
18/19 Contracted orthodontic activity (UOA)	0
Carry forward orthodontic activity (UOA)	0
Baseline contract value	£331,576.86

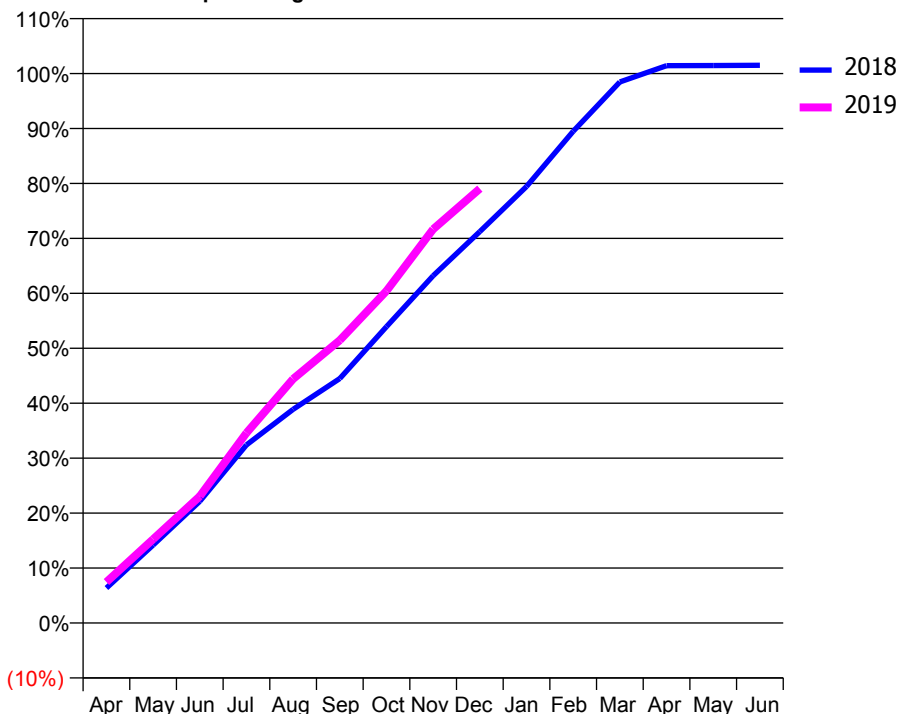
ACCESS*

Patients seen in 24 months	Total	Change since previous quarter
Quarter ending December 2017	3,972	
Quarter ending March 2018	3,943	→
Quarter ending June 2018	3,971	→
Quarter ending September 2018	4,083	↑
Quarter ending December 2018	4,259	↑
Variance since December 2017	7.2%	↑



ACTIVITY

Cumulative percentage of contracted UDA delivered 2018 & 2019



Month	Adjusted Scheduled Activity (UDA)	
	2018	2019
April	615	719
May	1,367	1,470
June	2,134	2,223
July	3,126	3,335
August	3,749	4,283
September	4,289	4,961
October	5,200	5,828
November	6,093	6,911
December	6,870	7,623
January	7,659	
February	8,629	
March	9,494	
April	9,780	
May	9,781	
June	9,786	

QUALITY

	Quantity	Base Number	Contract	AT	Region	England
% of FP17s for the same patient ID Re-attending within 3 months - Children	371	2,356	15.7%	10.8%	11.6%	11.8%
% of FP17s for the same patient ID Re-attending within 3 months - Adults	349	2,966	11.8%	14.0%	15.1%	15.6%
% of FP17s for the same patient ID Re-attending between 3 & 9 months - Children	1,396	2,356	59.3%	59.8%	59.9%	58.8%
% of FP17s for the same patient ID Re-attending between 3 & 9 months - Adults	1,811	2,966	61.1%	49.4%	52.0%	51.0%
% of FP17s for Band 1 Urgent Courses	341	5,089	6.7%	9.0%	8.0%	9.0%
% of FP17s Relating to Free Repair or Replacements	25	5,089	0.5%	0.7%	0.8%	0.8%
% of FP17s Relating to Continuations	4	5,089	0.1%	1.0%	0.9%	0.9%
% of Patients satisfied with the dentistry they have received	3	3	N/A	93.7%	93.6%	93.2%
% of Patients satisfied with the time they had to wait for an appointment	2	3	N/A	86.8%	88.6%	88.3%

* This is based on patients treated on this contract for their most recent course of treatment. Figures in italics indicate the base number of FP17s or Patient Questionnaire responses are less than 100. N/A is shown where the base number of responses is less than 10 during the period. % is calculated as Quantity/Base number*100

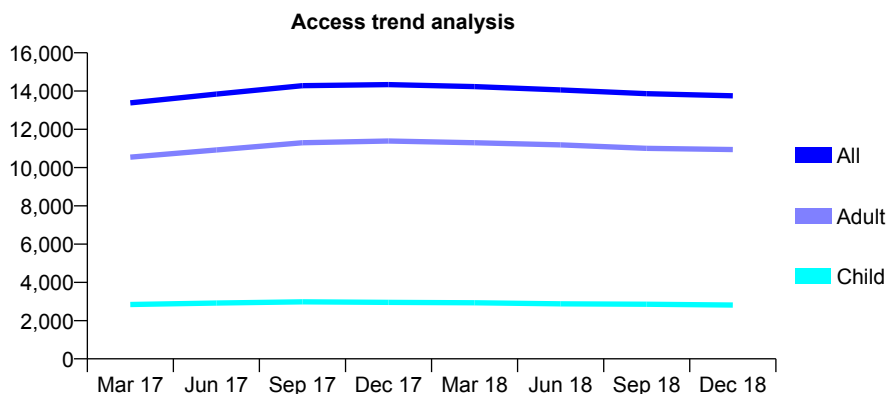
Q56 - Vital Signs At a Glance Contract Report for 120081/0001 - December 2018

Name or company name	Staffa Lodge Dental Group Ltd
Contract type name	GDS Contract
Purpose of contract	General
Contract start date	01/11/2015
Contract end date	

18/19 Contracted general activity (UDA)	40,819
Carry forward general activity (UDA)	0
18/19 Contracted orthodontic activity (UOA)	0
Carry forward orthodontic activity (UOA)	0
Baseline contract value	£892,386.80

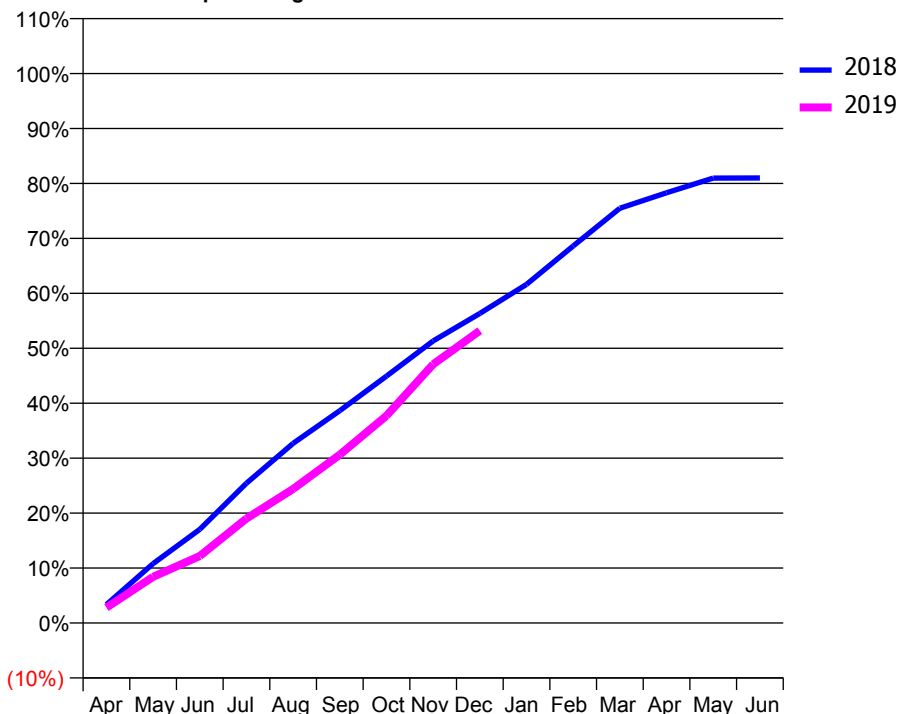
ACCESS*

Patients seen in 24 months	Total	Change since previous quarter
Quarter ending December 2017	14,338	
Quarter ending March 2018	14,232	→
Quarter ending June 2018	14,061	↓
Quarter ending September 2018	13,860	↓
Quarter ending December 2018	13,753	→
Variance since December 2017	(4.1%)	↓



ACTIVITY

Cumulative percentage of contracted UDA delivered 2018 & 2019



Month	Adjusted Scheduled Activity (UDA)	
	2018	2019
April	1,370	1,147
May	4,414	3,433
June	6,960	4,976
July	10,387	7,762
August	13,351	9,961
September	15,776	12,506
October	18,343	15,401
November	20,954	19,217
December	22,996	21,716
January	25,152	
February	28,010	
March	30,809	
April	31,958	
May	33,051	
June	33,063	

QUALITY

	Quantity	Base Number	Contract	AT	Region	England
% of FP17s for the same patient ID Re-attending within 3 months - Children	307	3,501	8.8%	10.8%	11.6%	11.8%
% of FP17s for the same patient ID Re-attending within 3 months - Adults	1,580	11,426	13.8%	14.0%	15.1%	15.6%
% of FP17s for the same patient ID Re-attending between 3 & 9 months - Children	2,393	3,501	68.4%	59.8%	59.9%	58.8%
% of FP17s for the same patient ID Re-attending between 3 & 9 months - Adults	5,307	11,426	46.4%	49.4%	52.0%	51.0%
% of FP17s for Band 1 Urgent Courses	1,520	13,721	11.1%	9.0%	8.0%	9.0%
% of FP17s Relating to Free Repair or Replacements	87	13,721	0.6%	0.7%	0.8%	0.8%
% of FP17s Relating to Continuations	39	13,721	0.3%	1.0%	0.9%	0.9%
% of Patients satisfied with the dentistry they have received	6	7	N/A	93.7%	93.6%	93.2%
% of Patients satisfied with the time they had to wait for an appointment	5	7	N/A	86.8%	88.6%	88.3%

* This is based on patients treated on this contract for their most recent course of treatment. Figures in italics indicate the base number of FP17s or Patient Questionnaire responses are less than 100. N/A is shown where the base number of responses is less than 10 during the period. % is calculated as Quantity/Base number*100

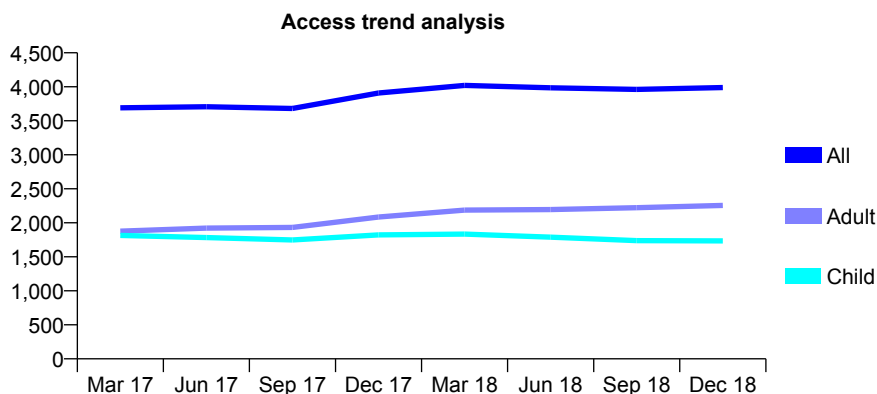
Q56 - Vital Signs At a Glance Contract Report for 120413/0001 - December 2018

Name or company name	Caring Dentistry Ltd
Contract type name	GDS Contract
Purpose of contract	General
Contract start date	01/04/2010
Contract end date	

18/19 Contracted general activity (UDA)	13,335
Carry forward general activity (UDA)	0
18/19 Contracted orthodontic activity (UOA)	0
Carry forward orthodontic activity (UOA)	0
Baseline contract value	£378,098.52

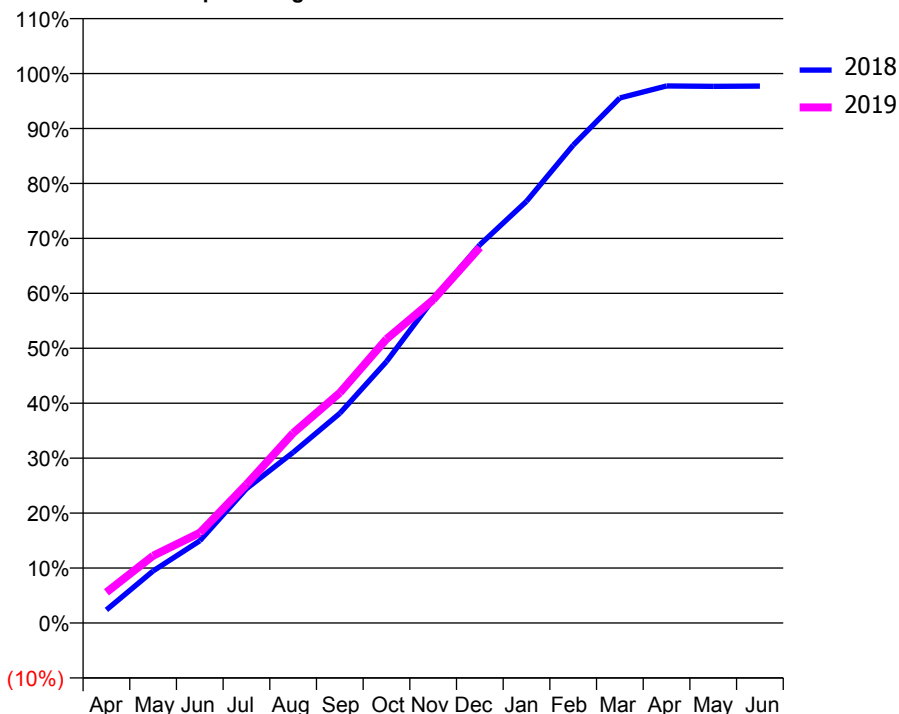
ACCESS*

Patients seen in 24 months	Total	Change since previous quarter
Quarter ending December 2017	3,908	
Quarter ending March 2018	4,021	↑
Quarter ending June 2018	3,985	→
Quarter ending September 2018	3,961	→
Quarter ending December 2018	3,990	→
Variance since December 2017	2.1%	↑



ACTIVITY

Cumulative percentage of contracted UDA delivered 2018 & 2019



Month	Adjusted Scheduled Activity (UDA)	
	2018	2019
April	319	747
May	1,263	1,633
June	1,995	2,188
July	3,260	3,362
August	4,141	4,608
September	5,088	5,587
October	6,344	6,890
November	7,852	7,842
December	9,180	9,113
January	10,235	
February	11,596	
March	12,741	
April	13,034	
May	13,024	
June	13,030	

QUALITY

	Quantity	Base Number	Contract	AT	Region	England
% of FP17s for the same patient ID Re-attending within 3 months - Children	142	2,202	6.4%	10.8%	11.6%	11.8%
% of FP17s for the same patient ID Re-attending within 3 months - Adults	354	2,434	14.5%	14.0%	15.1%	15.6%
% of FP17s for the same patient ID Re-attending between 3 & 9 months - Children	1,558	2,202	70.8%	59.8%	59.9%	58.8%
% of FP17s for the same patient ID Re-attending between 3 & 9 months - Adults	1,438	2,434	59.1%	49.4%	52.0%	51.0%
% of FP17s for Band 1 Urgent Courses	336	4,472	7.5%	9.0%	8.0%	9.0%
% of FP17s Relating to Free Repair or Replacements	12	4,472	0.3%	0.7%	0.8%	0.8%
% of FP17s Relating to Continuations	4	4,472	0.1%	1.0%	0.9%	0.9%
% of Patients satisfied with the dentistry they have received	2	3	N/A	93.7%	93.6%	93.2%
% of Patients satisfied with the time they had to wait for an appointment	3	3	N/A	86.8%	88.6%	88.3%

* This is based on patients treated on this contract for their most recent course of treatment. Figures in italics indicate the base number of FP17s or Patient Questionnaire responses are less than 100. N/A is shown where the base number of responses is less than 10 during the period. % is calculated as Quantity/Base number*100

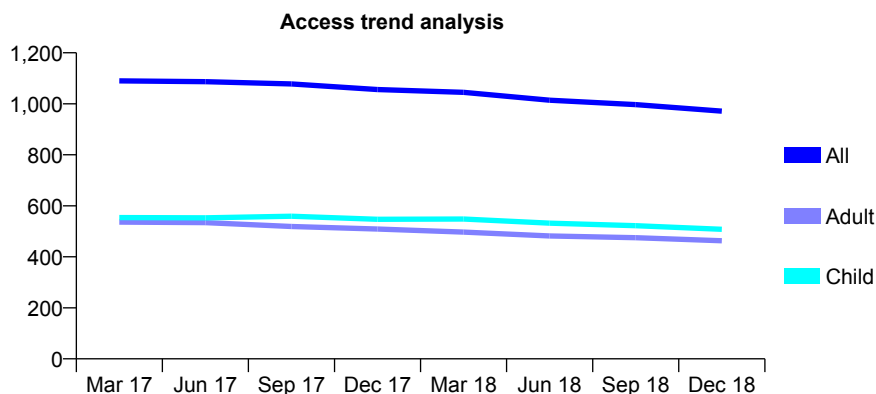
Q56 - Vital Signs At a Glance Contract Report for 120537/0001 - December 2018

Name or company name	Market Square Dental Practice
Contract type name	GDS Contract
Purpose of contract	General
Contract start date	04/08/2011
Contract end date	

18/19 Contracted general activity (UDA)	2,639
Carry forward general activity (UDA)	-20
18/19 Contracted orthodontic activity (UOA)	0
Carry forward orthodontic activity (UOA)	0
Baseline contract value	£60,535.56

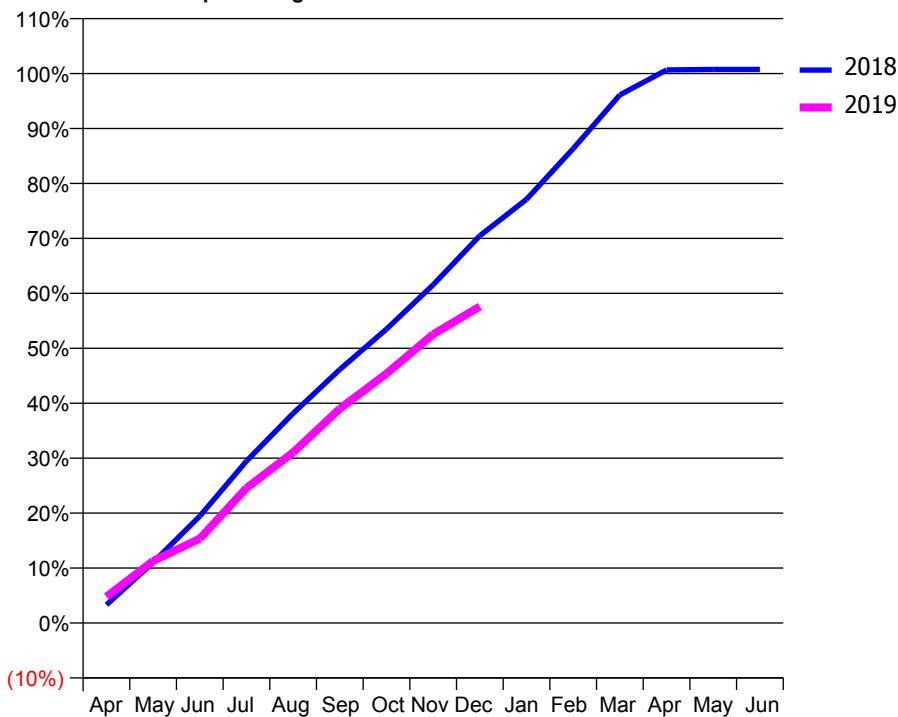
ACCESS*

Patients seen in 24 months	Total	Change since previous quarter
Quarter ending December 2017	1,056	
Quarter ending March 2018	1,045	↓
Quarter ending June 2018	1,014	↓
Quarter ending September 2018	997	↓
Quarter ending December 2018	971	↓
Variance since December 2017	(8.0%)	↓



ACTIVITY

Cumulative percentage of contracted UDA delivered 2018 & 2019



Adjusted Scheduled Activity (UDA)		
Month	2018	2019
April	88	126
May	291	298
June	514	405
July	778	648
August	1,007	819
September	1,218	1,029
October	1,412	1,198
November	1,625	1,387
December	1,860	1,520
January	2,035	
February	2,278	
March	2,537	
April	2,656	
May	2,659	
June	2,659	

QUALITY

	Quantity	Base Number	Contract	AT	Region	England
% of FP17s for the same patient ID Re-attending within 3 months - Children	51	648	7.9%	10.8%	11.6%	11.8%
% of FP17s for the same patient ID Re-attending within 3 months - Adults	59	466	12.7%	14.0%	15.1%	15.6%
% of FP17s for the same patient ID Re-attending between 3 & 9 months - Children	439	648	67.7%	59.8%	59.9%	58.8%
% of FP17s for the same patient ID Re-attending between 3 & 9 months - Adults	311	466	66.7%	49.4%	52.0%	51.0%
% of FP17s for Band 1 Urgent Courses	44	1,042	4.2%	9.0%	8.0%	9.0%
% of FP17s Relating to Free Repair or Replacements	6	1,042	0.6%	0.7%	0.8%	0.8%
% of FP17s Relating to Continuations	1	1,042	0.1%	1.0%	0.9%	0.9%
% of Patients satisfied with the dentistry they have received	0	0	N/A	93.7%	93.6%	93.2%
% of Patients satisfied with the time they had to wait for an appointment	0	0	N/A	86.8%	88.6%	88.3%

* This is based on patients treated on this contract for their most recent course of treatment. Figures in italics indicate the base number of FP17s or Patient Questionnaire responses are less than 100. N/A is shown where the base number of responses is less than 10 during the period. % is calculated as Quantity/Base number*100

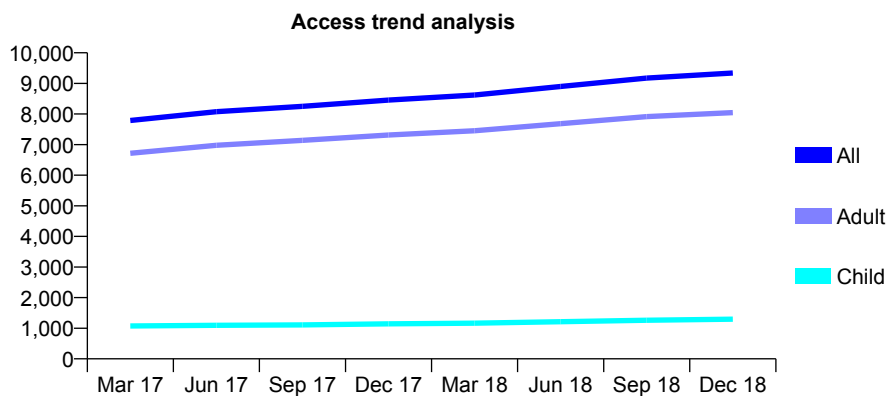
Q56 - Vital Signs At a Glance Contract Report for 120723/0001 - December 2018

Name or company name	Parish Vaid and Snehal Radia and Sanjay S
Contract type name	GDS Contract
Purpose of contract	General
Contract start date	15/11/2013
Contract end date	

18/19 Contracted general activity (UDA)	32,567
Carry forward general activity (UDA)	1,164
18/19 Contracted orthodontic activity (UOA)	0
Carry forward orthodontic activity (UOA)	0
Baseline contract value	£854,388.68

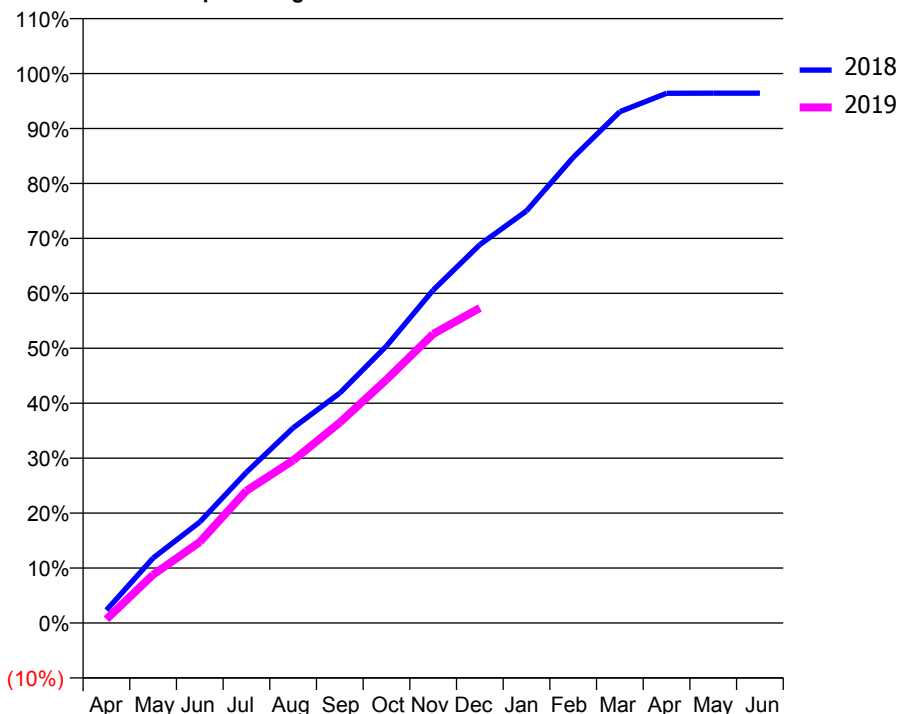
ACCESS*

Patients seen in 24 months	Total	Change since previous quarter
Quarter ending December 2017	8,456	
Quarter ending March 2018	8,620	→
Quarter ending June 2018	8,900	↑
Quarter ending September 2018	9,175	↑
Quarter ending December 2018	9,342	→
Variance since December 2017	10.5%	↑



ACTIVITY

Cumulative percentage of contracted UDA delivered 2018 & 2019



Month	Adjusted Scheduled Activity (UDA)	
	2018	2019
April	759	225
May	3,853	2,866
June	5,988	4,801
July	8,936	7,845
August	11,570	9,637
September	13,627	11,882
October	16,422	14,427
November	19,734	17,128
December	22,421	18,673
January	24,421	
February	27,596	
March	30,303	
April	31,394	
May	31,405	
June	31,403	

QUALITY

	Quantity	Base Number	Contract	AT	Region	England
% of FP17s for the same patient ID Re-attending within 3 months - Children	90	1,454	6.2%	10.8%	11.6%	11.8%
% of FP17s for the same patient ID Re-attending within 3 months - Adults	1,033	9,020	11.5%	14.0%	15.1%	15.6%
% of FP17s for the same patient ID Re-attending between 3 & 9 months - Children	934	1,454	64.2%	59.8%	59.9%	58.8%
% of FP17s for the same patient ID Re-attending between 3 & 9 months - Adults	5,884	9,020	65.2%	49.4%	52.0%	51.0%
% of FP17s for Band 1 Urgent Courses	1,033	10,055	10.3%	9.0%	8.0%	9.0%
% of FP17s Relating to Free Repair or Replacements	55	10,055	0.5%	0.7%	0.8%	0.8%
% of FP17s Relating to Continuations	44	10,055	0.4%	1.0%	0.9%	0.9%
% of Patients satisfied with the dentistry they have received	4	4	N/A	93.7%	93.6%	93.2%
% of Patients satisfied with the time they had to wait for an appointment	4	4	N/A	86.8%	88.6%	88.3%

* This is based on patients treated on this contract for their most recent course of treatment. Figures in italics indicate the base number of FP17s or Patient Questionnaire responses are less than 100. N/A is shown where the base number of responses is less than 10 during the period. % is calculated as Quantity/Base number*100

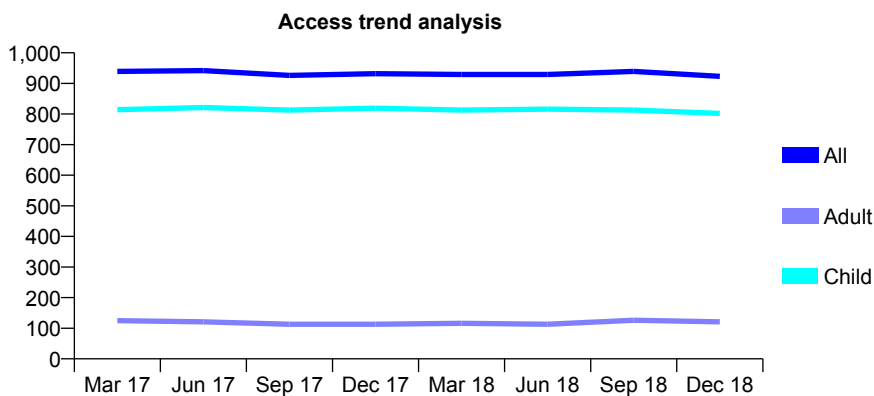
Q56 - Vital Signs At a Glance Contract Report for 121959/0001 - December 2018

Name or company name	Walton House Dental Practice Ltd
Contract type name	GDS Contract
Purpose of contract	General
Contract start date	01/02/2010
Contract end date	

18/19 Contracted general activity (UDA)	1,700
Carry forward general activity (UDA)	0
18/19 Contracted orthodontic activity (UOA)	0
Carry forward orthodontic activity (UOA)	0
Baseline contract value	£35,435.11

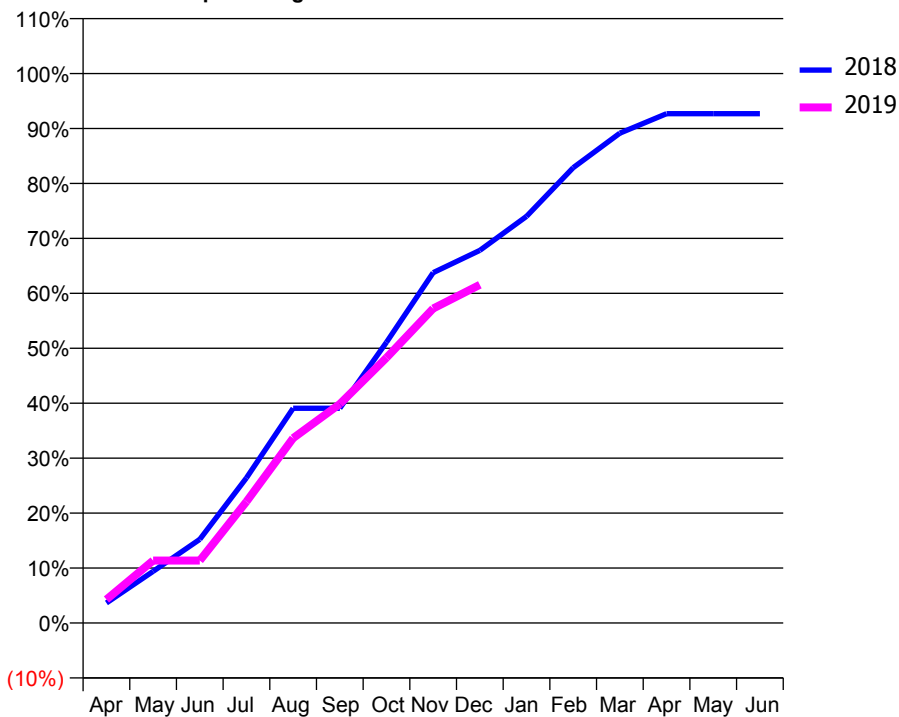
ACCESS*

Patients seen in 24 months	Total	Change since previous quarter
Quarter ending December 2017	932	
Quarter ending March 2018	929	→
Quarter ending June 2018	929	→
Quarter ending September 2018	939	→
Quarter ending December 2018	923	↓
Variance since December 2017	(1.0%)	→



ACTIVITY

Cumulative percentage of contracted UDA delivered 2018 & 2019



Month	Adjusted Scheduled Activity (UDA)	
	2018	2019
April	62	73
May	160	193
June	259	193
July	449	376
August	664	572
September	664	677
October	868	821
November	1,084	973
December	1,153	1,047
January	1,258	
February	1,409	
March	1,515	
April	1,576	
May	1,576	
June	1,576	

QUALITY

	Quantity	Base Number	Contract	AT	Region	England
% of FP17s for the same patient ID Re-attending within 3 months - Children	70	830	8.4%	10.8%	11.6%	11.8%
% of FP17s for the same patient ID Re-attending within 3 months - Adults	5	41	12.2%	14.0%	15.1%	15.6%
% of FP17s for the same patient ID Re-attending between 3 & 9 months - Children	427	830	51.4%	59.8%	59.9%	58.8%
% of FP17s for the same patient ID Re-attending between 3 & 9 months - Adults	19	41	46.3%	49.4%	52.0%	51.0%
% of FP17s for Band 1 Urgent Courses	23	829	2.8%	9.0%	8.0%	9.0%
% of FP17s Relating to Free Repair or Replacements	0	829	0.0%	0.7%	0.8%	0.8%
% of FP17s Relating to Continuations	12	829	1.4%	1.0%	0.9%	0.9%
% of Patients satisfied with the dentistry they have received	0	0	N/A	93.7%	93.6%	93.2%
% of Patients satisfied with the time they had to wait for an appointment	0	0	N/A	86.8%	88.6%	88.3%

* This is based on patients treated on this contract for their most recent course of treatment. Figures in italics indicate the base number of FP17s or Patient Questionnaire responses are less than 100. N/A is shown where the base number of responses is less than 10 during the period. % is calculated as Quantity/Base number*100

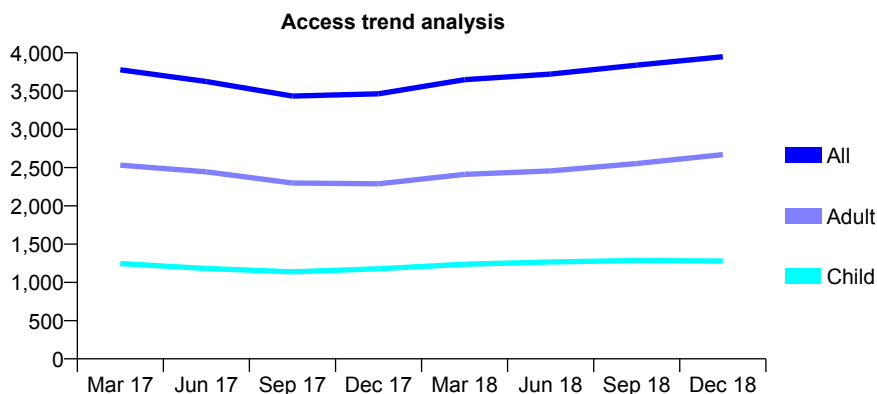
Q56 - Vital Signs At a Glance Contract Report for 124230/0001 - December 2018

Name or company name	Kenneth Ng Surgery Ltd
Contract type name	GDS Contract
Purpose of contract	General and Orthodontic
Contract start date	01/08/2008
Contract end date	

18/19 Contracted general activity (UDA)	9,340
Carry forward general activity (UDA)	-161
18/19 Contracted orthodontic activity (UOA)	0
Carry forward orthodontic activity (UOA)	0
Baseline contract value	£249,317.43

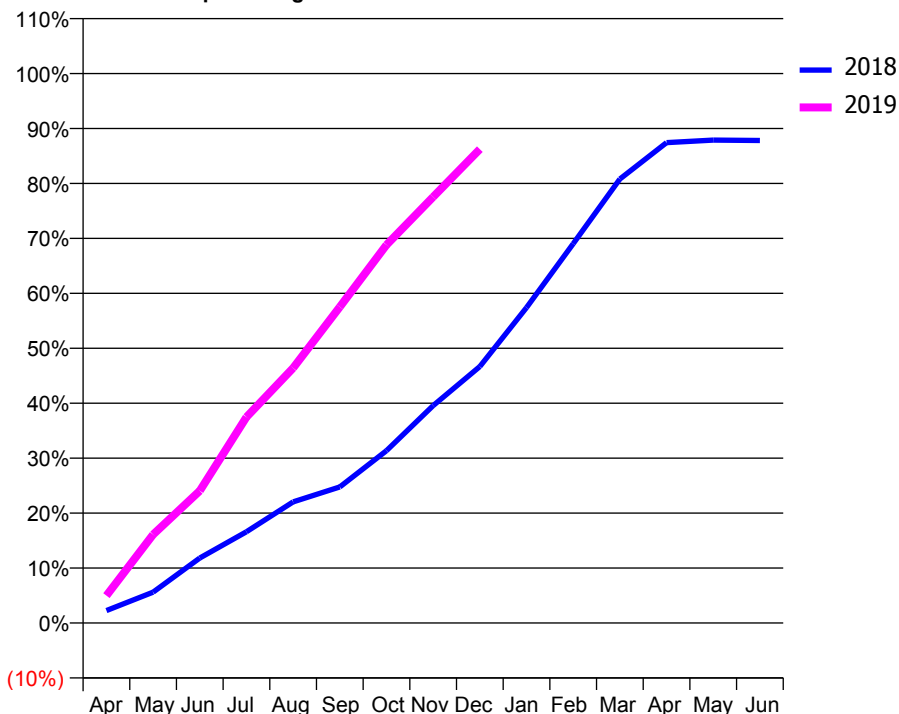
ACCESS*

Patients seen in 24 months	Total	Change since previous quarter
Quarter ending December 2017	3,464	
Quarter ending March 2018	3,648	↑
Quarter ending June 2018	3,722	↑
Quarter ending September 2018	3,838	↑
Quarter ending December 2018	3,948	↑
Variance since December 2017	14.0%	↑



ACTIVITY

Cumulative percentage of contracted UDA delivered 2018 & 2019



Month	Adjusted Scheduled Activity (UDA)	
	2018	2019
April	212	466
May	524	1,503
June	1,104	2,247
July	1,551	3,501
August	2,058	4,335
September	2,312	5,373
October	2,930	6,427
November	3,696	7,243
December	4,360	8,055
January	5,362	
February	6,446	
March	7,546	
April	8,166	
May	8,208	
June	8,202	

QUALITY

	Quantity	Base Number	Contract	AT	Region	England
% of FP17s for the same patient ID Re-attending within 3 months - Children	123	1,311	9.4%	10.8%	11.6%	11.8%
% of FP17s for the same patient ID Re-attending within 3 months - Adults	306	2,423	12.6%	14.0%	15.1%	15.6%
% of FP17s for the same patient ID Re-attending between 3 & 9 months - Children	672	1,311	51.3%	59.8%	59.9%	58.8%
% of FP17s for the same patient ID Re-attending between 3 & 9 months - Adults	951	2,423	39.2%	49.4%	52.0%	51.0%
% of FP17s for Band 1 Urgent Courses	260	3,528	7.4%	9.0%	8.0%	9.0%
% of FP17s Relating to Free Repair or Replacements	46	3,528	1.3%	0.7%	0.8%	0.8%
% of FP17s Relating to Continuations	3	3,528	0.1%	1.0%	0.9%	0.9%
% of Patients satisfied with the dentistry they have received	2	2	N/A	93.7%	93.6%	93.2%
% of Patients satisfied with the time they had to wait for an appointment	2	2	N/A	86.8%	88.6%	88.3%

* This is based on patients treated on this contract for their most recent course of treatment. Figures in italics indicate the base number of FP17s or Patient Questionnaire responses are less than 100. N/A is shown where the base number of responses is less than 10 during the period. % is calculated as Quantity/Base number*100

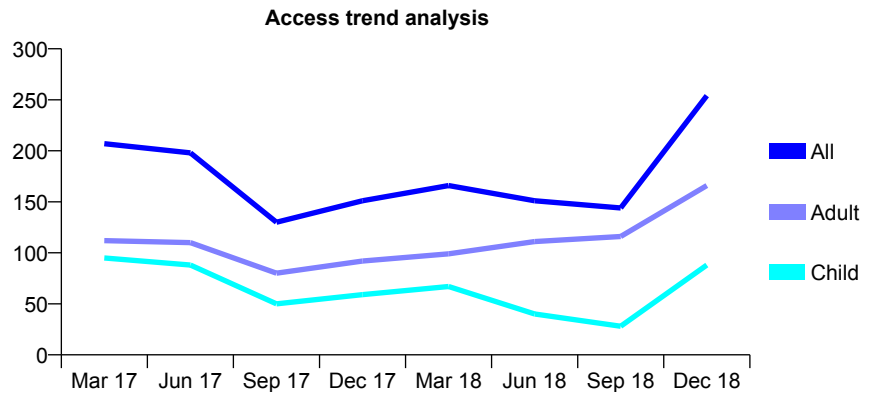
Q56 - Vital Signs At a Glance Contract Report for 124338/0001 - December 2018

Name or company name	Wood, Bryant & Coyle
Contract type name	GDS Contract
Purpose of contract	General
Contract start date	01/09/2015
Contract end date	

18/19 Contracted general activity (UDA)	427
Carry forward general activity (UDA)	0
18/19 Contracted orthodontic activity (UOA)	0
Carry forward orthodontic activity (UOA)	0
Baseline contract value	£10,901.01

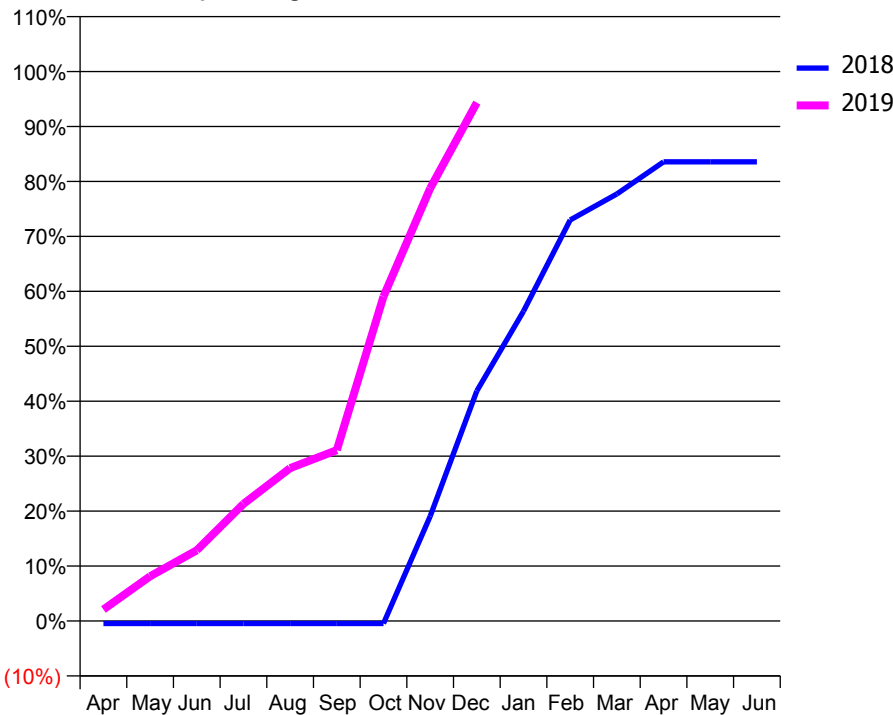
ACCESS*

Patients seen in 24 months	Total	Change since previous quarter
Quarter ending December 2017	151	
Quarter ending March 2018	166	↑
Quarter ending June 2018	151	↓
Quarter ending September 2018	144	↓
Quarter ending December 2018	254	↑
Variance since December 2017	68.2%	↑



ACTIVITY

Cumulative percentage of contracted UDA delivered 2018 & 2019



Month	Adjusted Scheduled Activity (UDA)	
	2018	2019
April	-2	9
May	-2	35
June	-2	55
July	-2	91
August	-2	119
September	-2	133
October	-2	252
November	81	336
December	179	403
January	241	
February	312	
March	332	
April	357	
May	357	
June	357	

QUALITY

	Quantity	Base Number	Contract	AT	Region	England
% of FP17s for the same patient ID Re-attending within 3 months - Children	0	78	0.0%	10.8%	11.6%	11.8%
% of FP17s for the same patient ID Re-attending within 3 months - Adults	8	161	5.0%	14.0%	15.1%	15.6%
% of FP17s for the same patient ID Re-attending between 3 & 9 months - Children	2	78	2.6%	59.8%	59.9%	58.8%
% of FP17s for the same patient ID Re-attending between 3 & 9 months - Adults	32	161	19.9%	49.4%	52.0%	51.0%
% of FP17s for Band 1 Urgent Courses	19	222	8.6%	9.0%	8.0%	9.0%
% of FP17s Relating to Free Repair or Replacements	2	222	0.9%	0.7%	0.8%	0.8%
% of FP17s Relating to Continuations	0	222	0.0%	1.0%	0.9%	0.9%
% of Patients satisfied with the dentistry they have received	0	0	N/A	93.7%	93.6%	93.2%
% of Patients satisfied with the time they had to wait for an appointment	0	0	N/A	86.8%	88.6%	88.3%

* This is based on patients treated on this contract for their most recent course of treatment. Figures in italics indicate the base number of FP17s or Patient Questionnaire responses are less than 100. N/A is shown where the base number of responses is less than 10 during the period. % is calculated as Quantity/Base number*100

Q56 - Vital Signs At a Glance Contract Report for 124338/0002 - December 2018

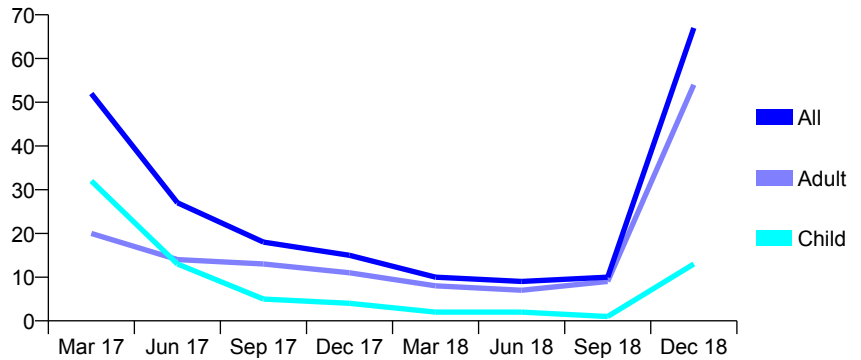
Name or company name	Wood, Bryant & Coyle
Contract type name	GDS Contract
Purpose of contract	General
Contract start date	01/01/2016
Contract end date	

18/19 Contracted general activity (UDA)	2,914
Carry forward general activity (UDA)	0
18/19 Contracted orthodontic activity (UOA)	0
Carry forward orthodontic activity (UOA)	0
Baseline contract value	£80,497.20

ACCESS*

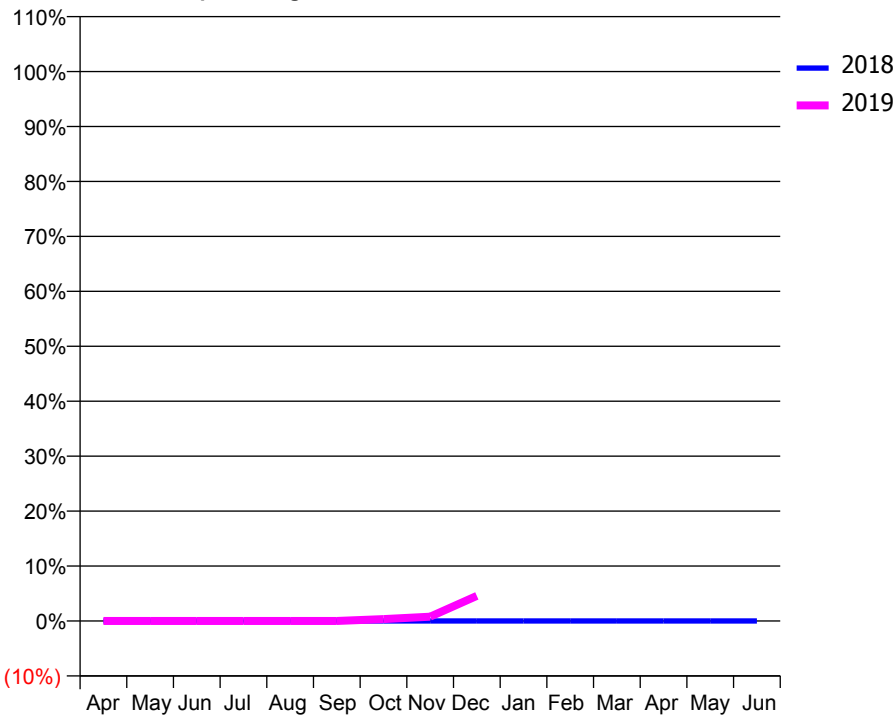
Patients seen in 24 months	Total	Change since previous quarter
Quarter ending December 2017	15	
Quarter ending March 2018	10	↓
Quarter ending June 2018	9	↓
Quarter ending September 2018	10	↑
Quarter ending December 2018	67	↑
Variance since December 2017	346.7%	↑

Access trend analysis



ACTIVITY

Cumulative percentage of contracted UDA delivered 2018 & 2019



Month	Adjusted Scheduled Activity (UDA)	
	2018	2019
April	0	0
May	0	0
June	0	0
July	0	0
August	0	0
September	0	0
October	0	10
November	0	23
December	0	133
January	0	
February	0	
March	0	
April	0	
May	0	
June	0	

QUALITY

	Quantity	Base Number	Contract	AT	Region	England
% of FP17s for the same patient ID Re-attending within 3 months - Children	0	12	0.0%	10.8%	11.6%	11.8%
% of FP17s for the same patient ID Re-attending within 3 months - Adults	0	63	0.0%	14.0%	15.1%	15.6%
% of FP17s for the same patient ID Re-attending between 3 & 9 months - Children	0	12	0.0%	59.8%	59.9%	58.8%
% of FP17s for the same patient ID Re-attending between 3 & 9 months - Adults	0	63	0.0%	49.4%	52.0%	51.0%
% of FP17s for Band 1 Urgent Courses	11	75	14.7%	9.0%	8.0%	9.0%
% of FP17s Relating to Free Repair or Replacements	0	75	0.0%	0.7%	0.8%	0.8%
% of FP17s Relating to Continuations	0	75	0.0%	1.0%	0.9%	0.9%
% of Patients satisfied with the dentistry they have received	0	0	N/A	93.7%	93.6%	93.2%
% of Patients satisfied with the time they had to wait for an appointment	0	0	N/A	86.8%	88.6%	88.3%

* This is based on patients treated on this contract for their most recent course of treatment. Figures in italics indicate the base number of FP17s or Patient Questionnaire responses are less than 100. N/A is shown where the base number of responses is less than 10 during the period. % is calculated as Quantity/Base number*100

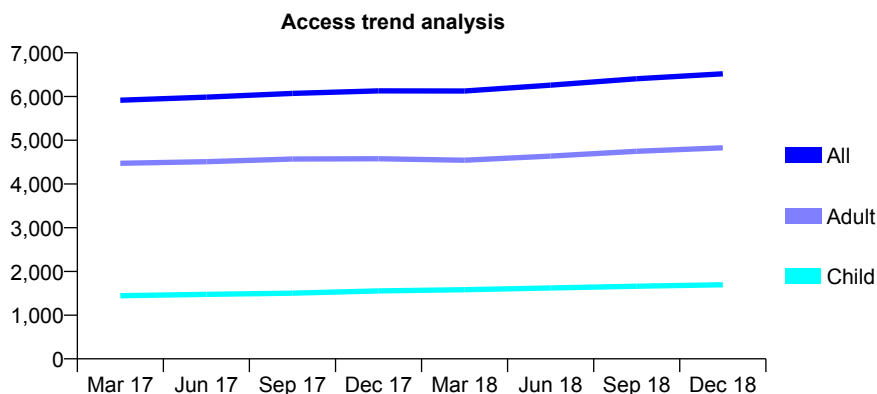
Q56 - Vital Signs At a Glance Contract Report for 124923/0001 - December 2018

Name or company name	Great Shelford Dental Practice Ltd
Contract type name	GDS Contract
Purpose of contract	General
Contract start date	01/11/2014
Contract end date	

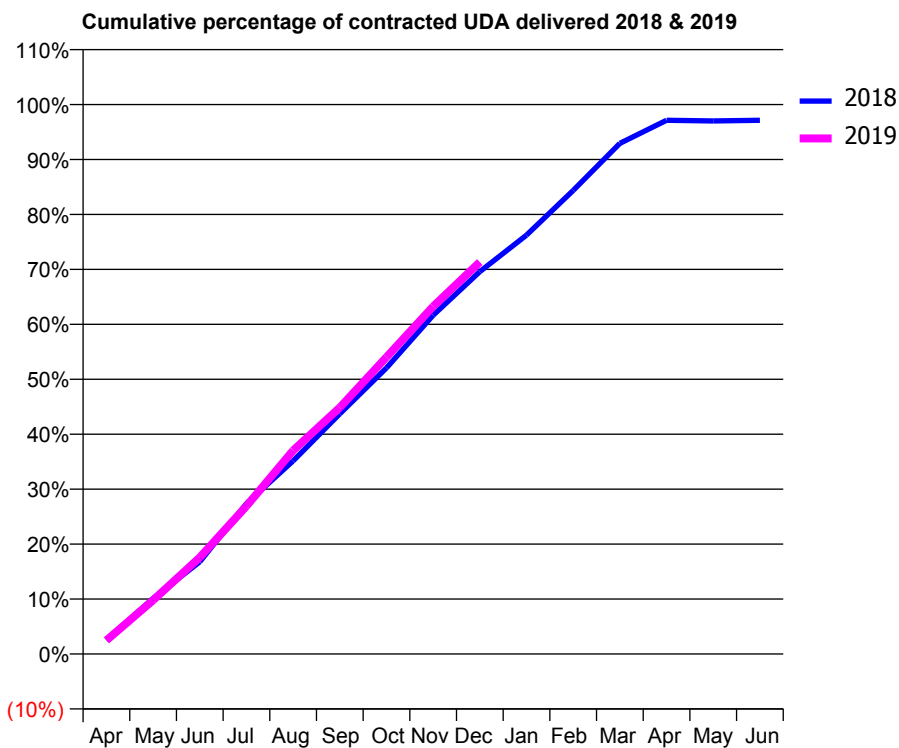
18/19 Contracted general activity (UDA)	14,267
Carry forward general activity (UDA)	408
18/19 Contracted orthodontic activity (UOA)	0
Carry forward orthodontic activity (UOA)	0
Baseline contract value	£354,221.91

ACCESS*

Patients seen in 24 months	Total	Change since previous quarter
Quarter ending December 2017	6,130	
Quarter ending March 2018	6,125	→
Quarter ending June 2018	6,259	↑
Quarter ending September 2018	6,408	↑
Quarter ending December 2018	6,520	→
Variance since December 2017	6.4%	↑



ACTIVITY



Month	Adjusted Scheduled Activity (UDA)	
	2018	2019
April	358	354
May	1,447	1,397
June	2,395	2,510
July	3,907	3,843
August	5,015	5,286
September	6,236	6,401
October	7,427	7,708
November	8,794	9,023
December	9,929	10,177
January	10,875	
February	12,036	
March	13,259	
April	13,856	
May	13,839	
June	13,859	

QUALITY

	Quantity	Base Number	Contract	AT	Region	England
% of FP17s for the same patient ID Re-attending within 3 months - Children	120	1,857	6.5%	10.8%	11.6%	11.8%
% of FP17s for the same patient ID Re-attending within 3 months - Adults	568	4,626	12.3%	14.0%	15.1%	15.6%
% of FP17s for the same patient ID Re-attending between 3 & 9 months - Children	972	1,857	52.3%	59.8%	59.9%	58.8%
% of FP17s for the same patient ID Re-attending between 3 & 9 months - Adults	1,829	4,626	39.5%	49.4%	52.0%	51.0%
% of FP17s for Band 1 Urgent Courses	565	6,154	9.2%	9.0%	8.0%	9.0%
% of FP17s Relating to Free Repair or Replacements	40	6,154	0.6%	0.7%	0.8%	0.8%
% of FP17s Relating to Continuations	27	6,154	0.4%	1.0%	0.9%	0.9%
% of Patients satisfied with the dentistry they have received	3	3	N/A	93.7%	93.6%	93.2%
% of Patients satisfied with the time they had to wait for an appointment	3	3	N/A	86.8%	88.6%	88.3%

* This is based on patients treated on this contract for their most recent course of treatment. Figures in italics indicate the base number of FP17s or Patient Questionnaire responses are less than 100. N/A is shown where the base number of responses is less than 10 during the period. % is calculated as Quantity/Base number*100

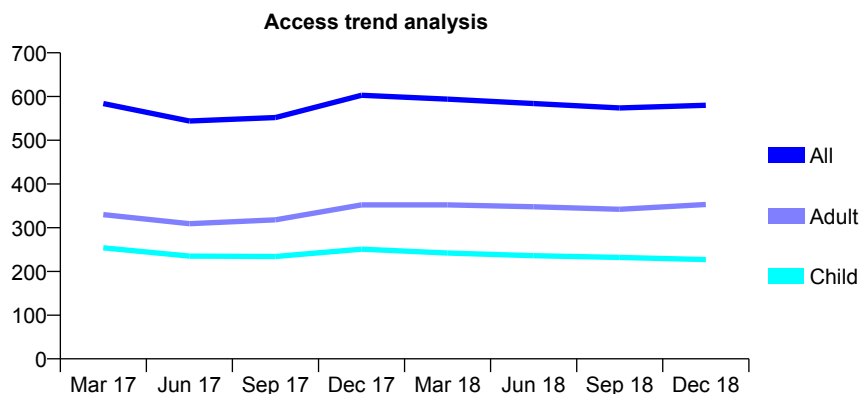
Q56 - Vital Signs At a Glance Contract Report for 125776/0003 - December 2018

Name or company name	Apex Dental Care Ltd
Contract type name	GDS Contract
Purpose of contract	General
Contract start date	01/06/2009
Contract end date	

18/19 Contracted general activity (UDA)	1,202
Carry forward general activity (UDA)	-23
18/19 Contracted orthodontic activity (UOA)	0
Carry forward orthodontic activity (UOA)	0
Baseline contract value	£28,084.21

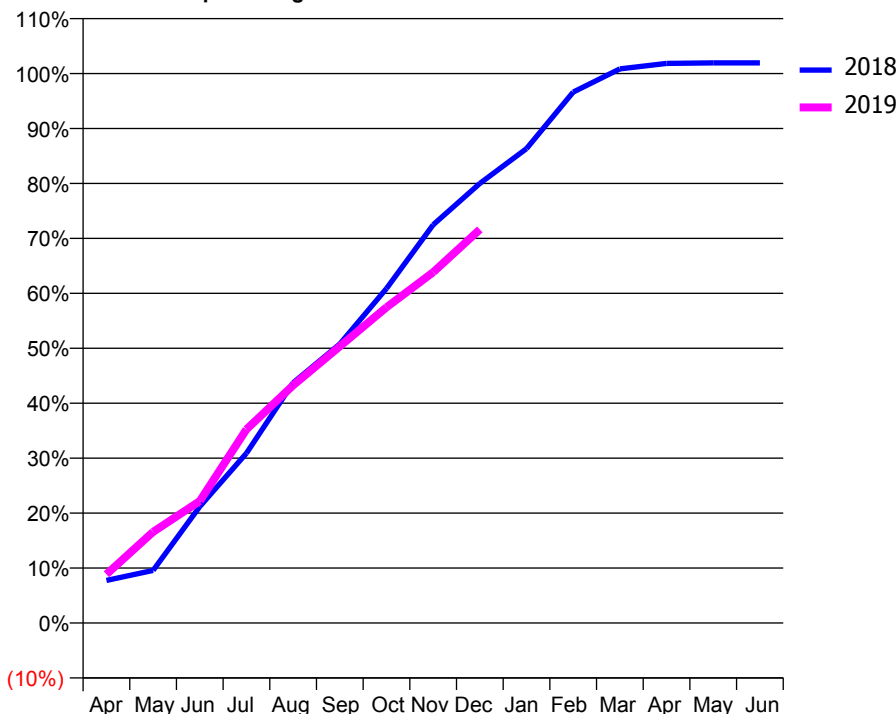
ACCESS*

Patients seen in 24 months	Total	Change since previous quarter
Quarter ending December 2017	603	
Quarter ending March 2018	594	↓
Quarter ending June 2018	584	↓
Quarter ending September 2018	574	↓
Quarter ending December 2018	580	→
Variance since December 2017	(3.8%)	↓



ACTIVITY

Cumulative percentage of contracted UDA delivered 2018 & 2019



Adjusted Scheduled Activity (UDA)		
Month	2018	2019
April	93	107
May	115	199
June	255	267
July	372	424
August	525	520
September	610	605
October	732	691
November	871	767
December	962	861
January	1,038	
February	1,161	
March	1,212	
April	1,224	
May	1,225	
June	1,225	

QUALITY

	Quantity	Base Number	Contract	AT	Region	England
% of FP17s for the same patient ID Re-attending within 3 months - Children	13	257	5.1%	10.8%	11.6%	11.8%
% of FP17s for the same patient ID Re-attending within 3 months - Adults	26	290	9.0%	14.0%	15.1%	15.6%
% of FP17s for the same patient ID Re-attending between 3 & 9 months - Children	188	257	73.2%	59.8%	59.9%	58.8%
% of FP17s for the same patient ID Re-attending between 3 & 9 months - Adults	144	290	49.7%	49.4%	52.0%	51.0%
% of FP17s for Band 1 Urgent Courses	29	540	5.4%	9.0%	8.0%	9.0%
% of FP17s Relating to Free Repair or Replacements	6	540	1.1%	0.7%	0.8%	0.8%
% of FP17s Relating to Continuations	2	540	0.4%	1.0%	0.9%	0.9%
% of Patients satisfied with the dentistry they have received	0	0	N/A	93.7%	93.6%	93.2%
% of Patients satisfied with the time they had to wait for an appointment	0	0	N/A	86.8%	88.6%	88.3%

* This is based on patients treated on this contract for their most recent course of treatment. Figures in italics indicate the base number of FP17s or Patient Questionnaire responses are less than 100. N/A is shown where the base number of responses is less than 10 during the period. % is calculated as Quantity/Base number*100

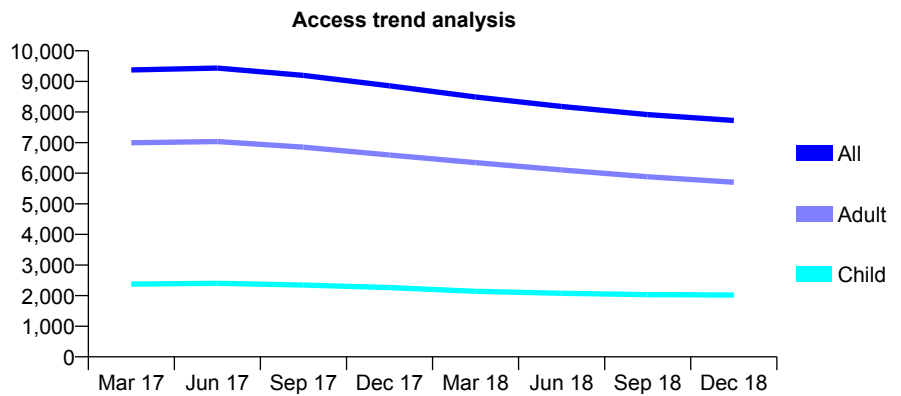
Q56 - Vital Signs At a Glance Contract Report for 125776/0010 - December 2018

Name or company name	Apex Dental Care Ltd
Contract type name	PDS Contract
Purpose of contract	General
Contract start date	01/04/2011
Contract end date	31/12/2018

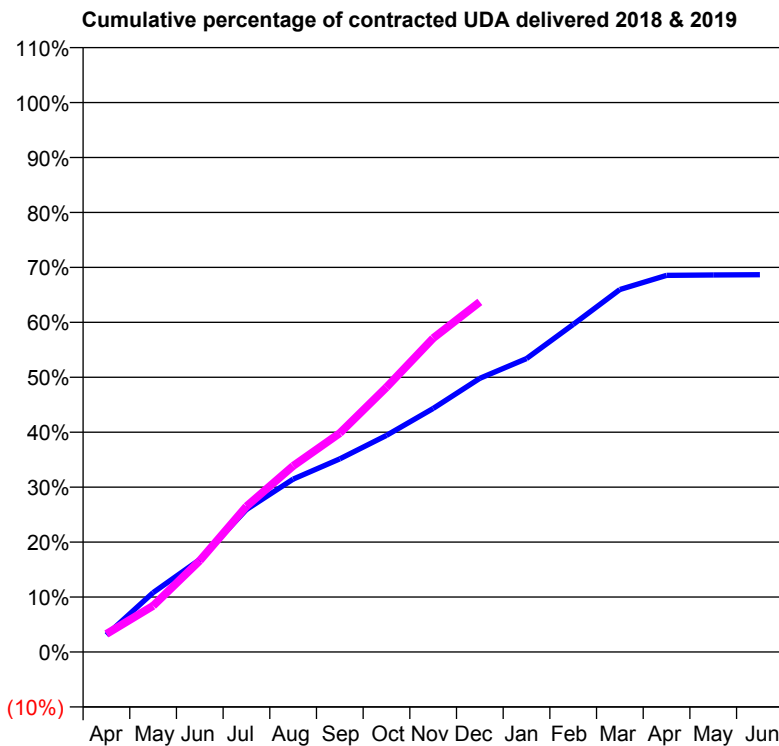
18/19 Contracted general activity (UDA)	19,772
Carry forward general activity (UDA)	0
18/19 Contracted orthodontic activity (UOA)	0
Carry forward orthodontic activity (UOA)	0
Baseline contract value	£526,065.51

ACCESS*

Patients seen in 24 months	Total	Change since previous quarter
Quarter ending December 2017	8,858	
Quarter ending March 2018	8,489	↓
Quarter ending June 2018	8,182	↓
Quarter ending September 2018	7,916	↓
Quarter ending December 2018	7,724	↓
Variance since December 2017	(12.8%)	↓



ACTIVITY



Month	Adjusted Scheduled Activity (UDA)	
	2018	2019
April	817	652
May	2,850	1,661
June	4,434	3,289
July	6,838	5,244
August	8,296	6,694
September	9,269	7,876
October	10,394	9,526
November	11,682	11,293
December	13,133	12,596
January	14,078	
February	15,717	
March	17,393	
April	18,071	
May	18,089	
June	18,101	

QUALITY

	Quantity	Base Number	Contract	AT	Region	England
% of FP17s for the same patient ID Re-attending within 3 months - Children	156	2,201	7.1%	10.8%	11.6%	11.8%
% of FP17s for the same patient ID Re-attending within 3 months - Adults	781	5,318	14.7%	14.0%	15.1%	15.6%
% of FP17s for the same patient ID Re-attending between 3 & 9 months - Children	1,191	2,201	54.1%	59.8%	59.9%	58.8%
% of FP17s for the same patient ID Re-attending between 3 & 9 months - Adults	2,586	5,318	48.6%	49.4%	52.0%	51.0%
% of FP17s for Band 1 Urgent Courses	748	7,059	10.6%	9.0%	8.0%	9.0%
% of FP17s Relating to Free Repair or Replacements	85	7,059	1.2%	0.7%	0.8%	0.8%
% of FP17s Relating to Continuations	7	7,059	0.1%	1.0%	0.9%	0.9%
% of Patients satisfied with the dentistry they have received	1	1	N/A	93.7%	93.6%	93.2%
% of Patients satisfied with the time they had to wait for an appointment	1	1	N/A	86.8%	88.6%	88.3%

* This is based on patients treated on this contract for their most recent course of treatment. Figures in italics indicate the base number of FP17s or Patient Questionnaire responses are less than 100. N/A is shown where the base number of responses is less than 10 during the period. % is calculated as Quantity/Base number*100

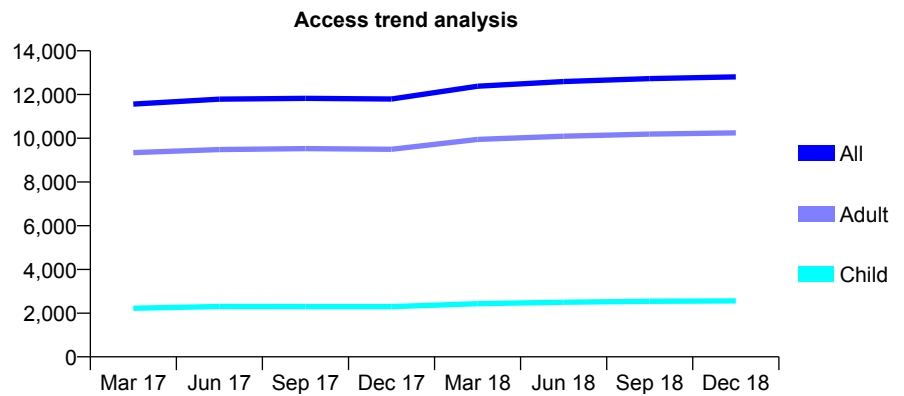
Q56 - Vital Signs At a Glance Contract Report for 126225/0001 - December 2018

Name or company name	Dr P Vaid, Dr S Radia and Dr S Shah
Contract type name	GDS Contract
Purpose of contract	General
Contract start date	01/04/2014
Contract end date	

18/19 Contracted general activity (UDA)	40,332
Carry forward general activity (UDA)	1,495
18/19 Contracted orthodontic activity (UOA)	0
Carry forward orthodontic activity (UOA)	0
Baseline contract value	£1,294,624.58

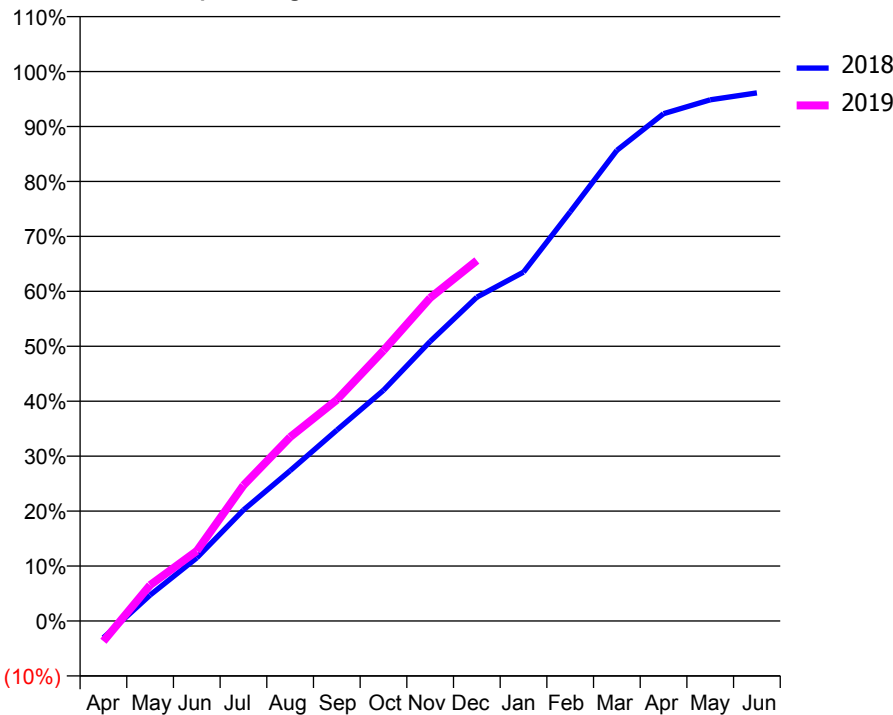
ACCESS*

Patients seen in 24 months	Total	Change since previous quarter
Quarter ending December 2017	11,792	
Quarter ending March 2018	12,381	↑
Quarter ending June 2018	12,591	→
Quarter ending September 2018	12,730	→
Quarter ending December 2018	12,810	→
Variance since December 2017	8.6%	↑



ACTIVITY

Cumulative percentage of contracted UDA delivered 2018 & 2019



Month	Adjusted Scheduled Activity (UDA)	
	2018	2019
April	-1,173	-1,495
May	1,810	2,636
June	4,406	5,141
July	7,739	9,962
August	10,491	13,503
September	13,319	16,236
October	16,094	19,850
November	19,500	23,715
December	22,586	26,457
January	24,339	
February	28,545	
March	32,834	
April	35,392	
May	36,353	
June	36,837	

QUALITY

	Quantity	Base Number	Contract	AT	Region	England
% of FP17s for the same patient ID Re-attending within 3 months - Children	174	2,837	6.1%	10.8%	11.6%	11.8%
% of FP17s for the same patient ID Re-attending within 3 months - Adults	1,213	10,093	12.0%	14.0%	15.1%	15.6%
% of FP17s for the same patient ID Re-attending between 3 & 9 months - Children	1,689	2,837	59.5%	59.8%	59.9%	58.8%
% of FP17s for the same patient ID Re-attending between 3 & 9 months - Adults	3,756	10,093	37.2%	49.4%	52.0%	51.0%
% of FP17s for Band 1 Urgent Courses	764	11,952	6.4%	9.0%	8.0%	9.0%
% of FP17s Relating to Free Repair or Replacements	129	11,952	1.1%	0.7%	0.8%	0.8%
% of FP17s Relating to Continuations	133	11,952	1.1%	1.0%	0.9%	0.9%
% of Patients satisfied with the dentistry they have received	4	4	N/A	93.7%	93.6%	93.2%
% of Patients satisfied with the time they had to wait for an appointment	3	4	N/A	86.8%	88.6%	88.3%

* This is based on patients treated on this contract for their most recent course of treatment. Figures in italics indicate the base number of FP17s or Patient Questionnaire responses are less than 100. N/A is shown where the base number of responses is less than 10 during the period. % is calculated as Quantity/Base number*100

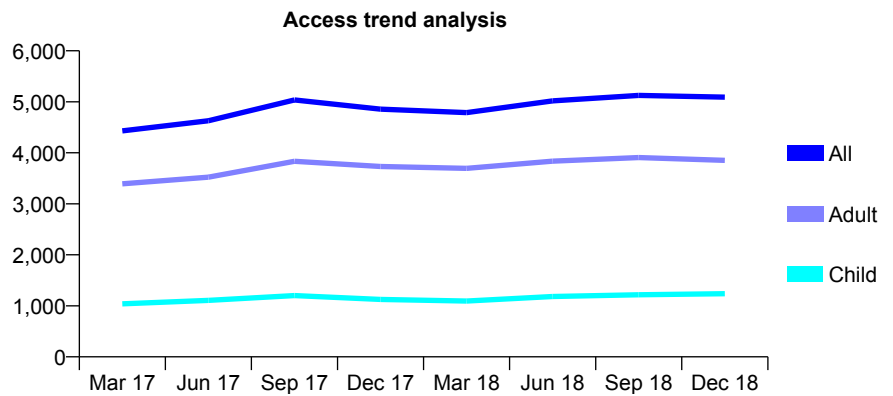
Q56 - Vital Signs At a Glance Contract Report for 127809/0001 - December 2018

Name or company name	S Emami, M Dehghanpour, J Vaghela, J Va
Contract type name	GDS Contract
Purpose of contract	General
Contract start date	01/11/2010
Contract end date	

18/19 Contracted general activity (UDA)	16,500
Carry forward general activity (UDA)	0
18/19 Contracted orthodontic activity (UOA)	0
Carry forward orthodontic activity (UOA)	0
Baseline contract value	£395,542.90

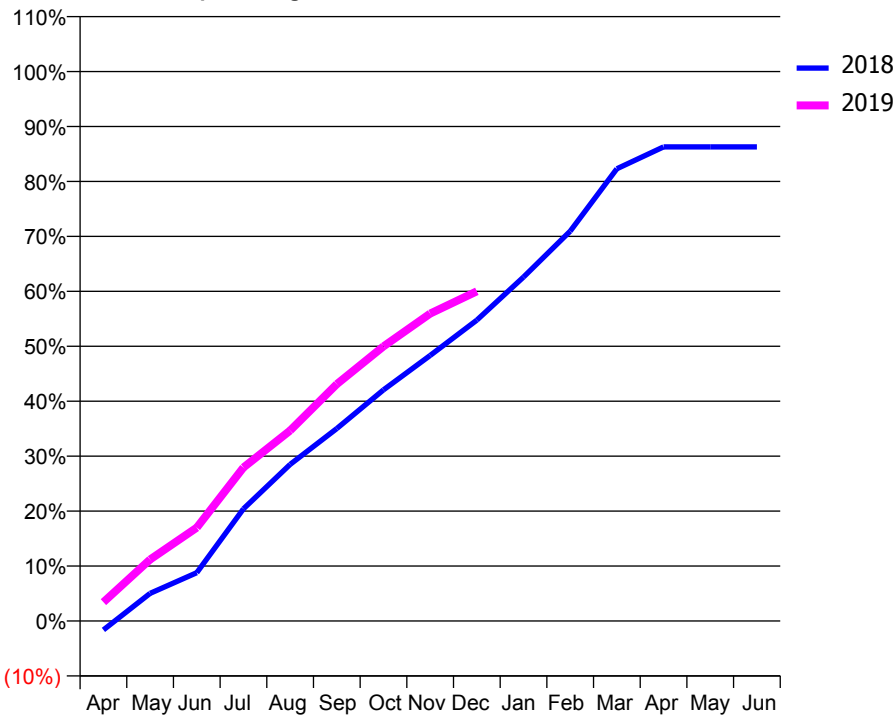
ACCESS*

Patients seen in 24 months	Total	Change since previous quarter
Quarter ending December 2017	4,857	
Quarter ending March 2018	4,789	↓
Quarter ending June 2018	5,018	↑
Quarter ending September 2018	5,125	↑
Quarter ending December 2018	5,091	→
Variance since December 2017	4.8%	↑



ACTIVITY

Cumulative percentage of contracted UDA delivered 2018 & 2019



Month	Adjusted Scheduled Activity (UDA)	
	2018	2019
April	-269	568
May	832	1,848
June	1,451	2,804
July	3,370	4,611
August	4,703	5,721
September	5,781	7,114
October	6,940	8,248
November	7,973	9,233
December	9,036	9,899
January	10,330	
February	11,706	
March	13,578	
April	14,237	
May	14,237	
June	14,237	

QUALITY

	Quantity	Base Number	Contract	AT	Region	England
% of FP17s for the same patient ID Re-attending within 3 months - Children	75	1,360	5.5%	10.8%	11.6%	11.8%
% of FP17s for the same patient ID Re-attending within 3 months - Adults	415	3,868	10.7%	14.0%	15.1%	15.6%
% of FP17s for the same patient ID Re-attending between 3 & 9 months - Children	705	1,360	51.8%	59.8%	59.9%	58.8%
% of FP17s for the same patient ID Re-attending between 3 & 9 months - Adults	1,865	3,868	48.2%	49.4%	52.0%	51.0%
% of FP17s for Band 1 Urgent Courses	557	4,927	11.3%	9.0%	8.0%	9.0%
% of FP17s Relating to Free Repair or Replacements	32	4,927	0.6%	0.7%	0.8%	0.8%
% of FP17s Relating to Continuations	15	4,927	0.3%	1.0%	0.9%	0.9%
% of Patients satisfied with the dentistry they have received	3	3	N/A	93.7%	93.6%	93.2%
% of Patients satisfied with the time they had to wait for an appointment	3	3	N/A	86.8%	88.6%	88.3%

* This is based on patients treated on this contract for their most recent course of treatment. Figures in italics indicate the base number of FP17s or Patient Questionnaire responses are less than 100. N/A is shown where the base number of responses is less than 10 during the period. % is calculated as Quantity/Base number*100

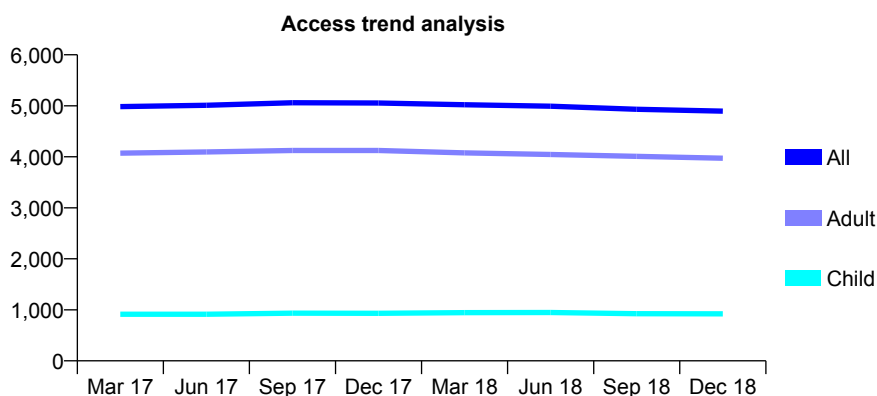
Q56 - Vital Signs At a Glance Contract Report for 128767/0001 - December 2018

Name or company name	Hejazifar, Namazy, and Namazy
Contract type name	GDS Contract
Purpose of contract	General
Contract start date	01/04/2013
Contract end date	

18/19 Contracted general activity (UDA)	14,333
Carry forward general activity (UDA)	135
18/19 Contracted orthodontic activity (UOA)	0
Carry forward orthodontic activity (UOA)	0
Baseline contract value	£354,255.89

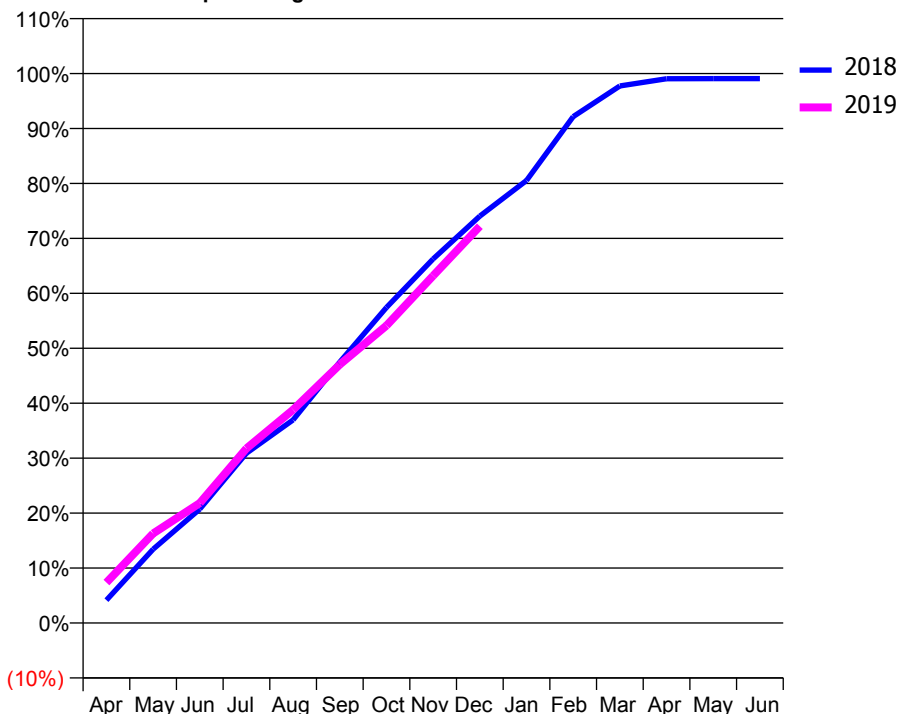
ACCESS*

Patients seen in 24 months	Total	Change since previous quarter
Quarter ending December 2017	5,055	
Quarter ending March 2018	5,022	→
Quarter ending June 2018	4,992	→
Quarter ending September 2018	4,932	↓
Quarter ending December 2018	4,895	→
Variance since December 2017	(3.2%)	↓



ACTIVITY

Cumulative percentage of contracted UDA delivered 2018 & 2019



Month	Adjusted Scheduled Activity (UDA)	
	2018	2019
April	598	1,056
May	1,925	2,334
June	2,971	3,129
July	4,429	4,553
August	5,298	5,565
September	6,810	6,741
October	8,229	7,759
November	9,498	9,059
December	10,613	10,348
January	11,542	
February	13,208	
March	14,008	
April	14,195	
May	14,200	
June	14,198	

QUALITY

	Quantity	Base Number	Contract	AT	Region	England
% of FP17s for the same patient ID Re-attending within 3 months - Children	65	1,154	5.6%	10.8%	11.6%	11.8%
% of FP17s for the same patient ID Re-attending within 3 months - Adults	484	4,379	11.1%	14.0%	15.1%	15.6%
% of FP17s for the same patient ID Re-attending between 3 & 9 months - Children	840	1,154	72.8%	59.8%	59.9%	58.8%
% of FP17s for the same patient ID Re-attending between 3 & 9 months - Adults	2,471	4,379	56.4%	49.4%	52.0%	51.0%
% of FP17s for Band 1 Urgent Courses	326	5,436	6.0%	9.0%	8.0%	9.0%
% of FP17s Relating to Free Repair or Replacements	31	5,436	0.6%	0.7%	0.8%	0.8%
% of FP17s Relating to Continuations	24	5,436	0.4%	1.0%	0.9%	0.9%
% of Patients satisfied with the dentistry they have received	3	3	N/A	93.7%	93.6%	93.2%
% of Patients satisfied with the time they had to wait for an appointment	3	3	N/A	86.8%	88.6%	88.3%

* This is based on patients treated on this contract for their most recent course of treatment. Figures in italics indicate the base number of FP17s or Patient Questionnaire responses are less than 100. N/A is shown where the base number of responses is less than 10 during the period. % is calculated as Quantity/Base number*100

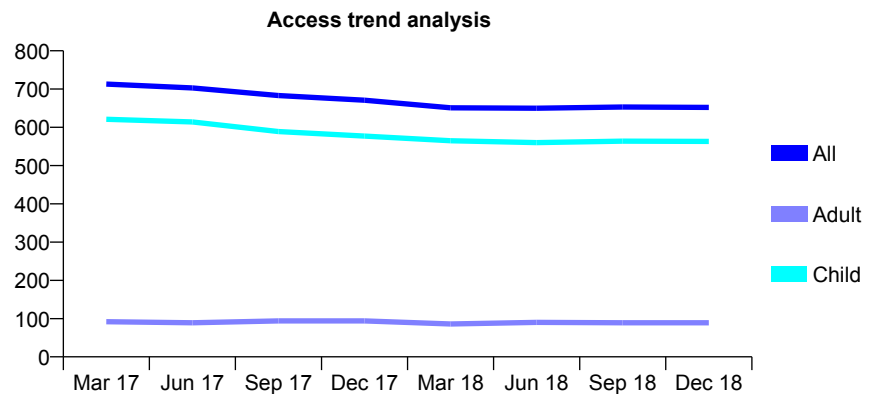
Q56 - Vital Signs At a Glance Contract Report for 128953/0002 - December 2018

Name or company name	Cathedral Dental Practice Ltd
Contract type name	GDS Contract
Purpose of contract	General
Contract start date	01/04/2015
Contract end date	

18/19 Contracted general activity (UDA)	1,210
Carry forward general activity (UDA)	0
18/19 Contracted orthodontic activity (UOA)	0
Carry forward orthodontic activity (UOA)	0
Baseline contract value	£27,733.11

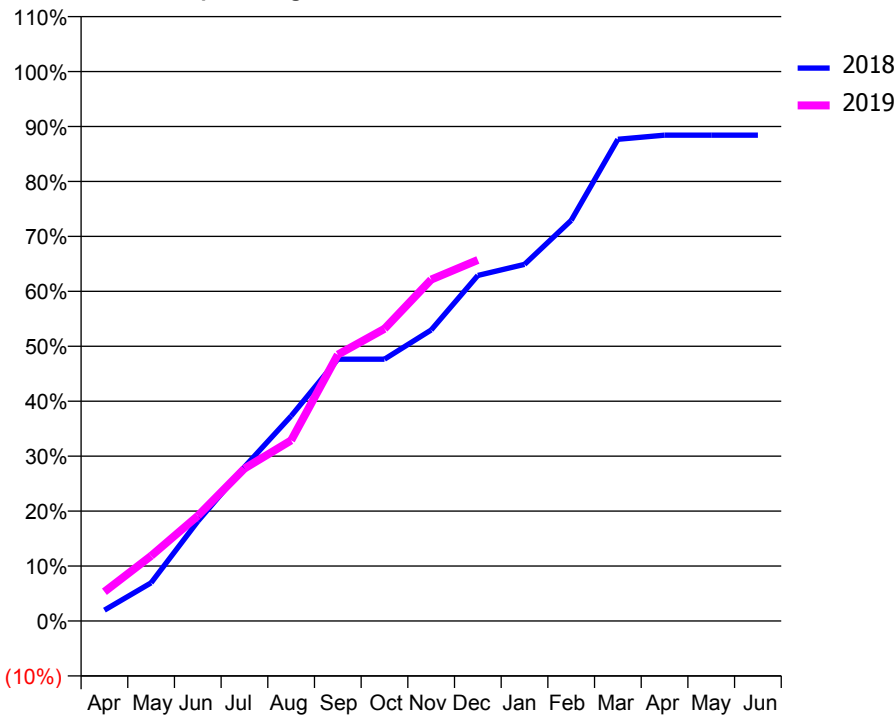
ACCESS*

Patients seen in 24 months	Total	Change since previous quarter
Quarter ending December 2017	671	
Quarter ending March 2018	651	↓
Quarter ending June 2018	650	→
Quarter ending September 2018	653	→
Quarter ending December 2018	652	→
Variance since December 2017	(2.8%)	↓



ACTIVITY

Cumulative percentage of contracted UDA delivered 2018 & 2019



Month	Adjusted Scheduled Activity (UDA)	
	2018	2019
April	24	64
May	84	143
June	219	231
July	339	336
August	451	398
September	577	586
October	577	644
November	641	752
December	761	795
January	785	
February	882	
March	1,061	
April	1,070	
May	1,070	
June	1,070	

QUALITY

	Quantity	Base Number	Contract	AT	Region	England
% of FP17s for the same patient ID Re-attending within 3 months - Children	32	604	5.3%	10.8%	11.6%	11.8%
% of FP17s for the same patient ID Re-attending within 3 months - Adults	0	20	0.0%	14.0%	15.1%	15.6%
% of FP17s for the same patient ID Re-attending between 3 & 9 months - Children	347	604	57.5%	59.8%	59.9%	58.8%
% of FP17s for the same patient ID Re-attending between 3 & 9 months - Adults	13	20	65.0%	49.4%	52.0%	51.0%
% of FP17s for Band 1 Urgent Courses	10	610	1.6%	9.0%	8.0%	9.0%
% of FP17s Relating to Free Repair or Replacements	0	610	0.0%	0.7%	0.8%	0.8%
% of FP17s Relating to Continuations	0	610	0.0%	1.0%	0.9%	0.9%
% of Patients satisfied with the dentistry they have received	0	0	N/A	93.7%	93.6%	93.2%
% of Patients satisfied with the time they had to wait for an appointment	0	0	N/A	86.8%	88.6%	88.3%

* This is based on patients treated on this contract for their most recent course of treatment. Figures in italics indicate the base number of FP17s or Patient Questionnaire responses are less than 100. N/A is shown where the base number of responses is less than 10 during the period. % is calculated as Quantity/Base number*100

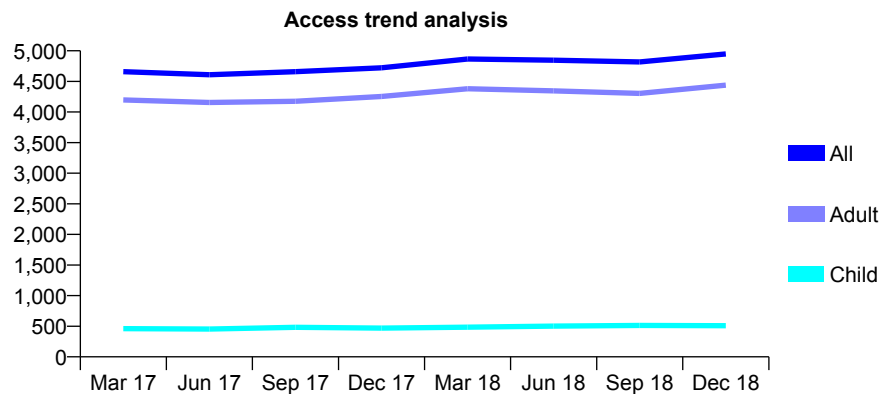
Q56 - Vital Signs At a Glance Contract Report for 132225/0001 - December 2018

Name or company name	Peterborough Dental Access Centre
Contract type name	PDS Contract
Purpose of contract	General
Contract start date	01/04/2006
Contract end date	31/03/2019

18/19 Contracted general activity (UDA)	4,000
Carry forward general activity (UDA)	0
18/19 Contracted orthodontic activity (UOA)	0
Carry forward orthodontic activity (UOA)	0
Baseline contract value	£195,779.47

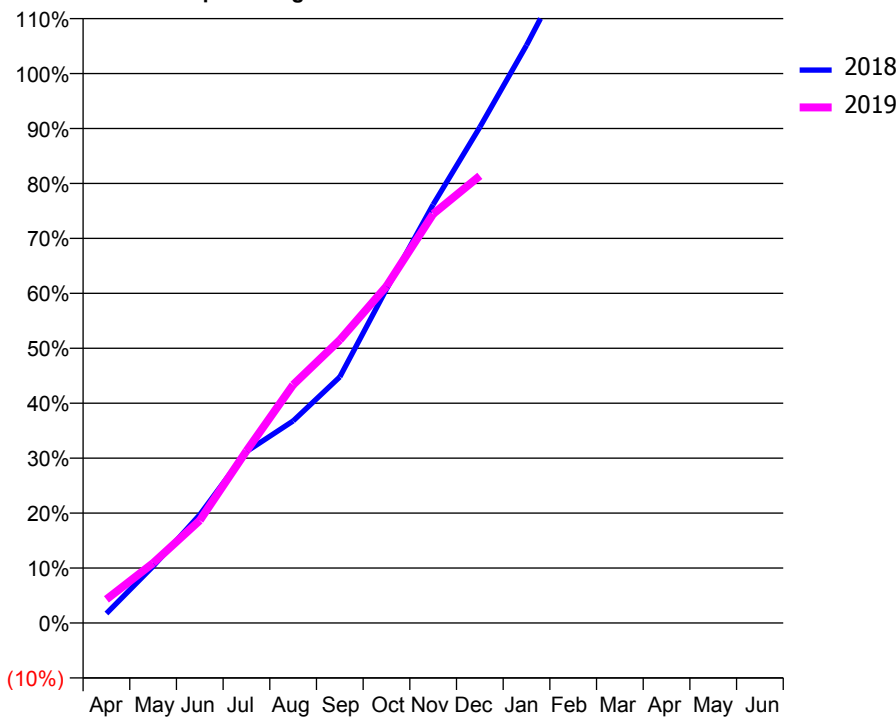
ACCESS*

Patients seen in 24 months	Total	Change since previous quarter
Quarter ending December 2017	4,723	
Quarter ending March 2018	4,866	↑
Quarter ending June 2018	4,847	→
Quarter ending September 2018	4,818	→
Quarter ending December 2018	4,948	↑
Variance since December 2017	4.8%	↑



ACTIVITY

Cumulative percentage of contracted UDA delivered 2018 & 2019



Month	Adjusted Scheduled Activity (UDA)	
	2018	2019
April	70	172
May	413	437
June	788	747
July	1,248	1,252
August	1,471	1,735
September	1,791	2,060
October	2,431	2,451
November	3,047	2,978
December	3,610	3,255
January	4,205	
February	4,851	
March	5,185	
April	5,384	
May	5,383	
June	5,395	

QUALITY

	Quantity	Base Number	Contract	AT	Region	England
% of FP17s for the same patient ID Re-attending within 3 months - Children	39	503	7.8%	10.8%	11.6%	11.8%
% of FP17s for the same patient ID Re-attending within 3 months - Adults	242	2,766	8.7%	14.0%	15.1%	15.6%
% of FP17s for the same patient ID Re-attending between 3 & 9 months - Children	37	503	7.4%	59.8%	59.9%	58.8%
% of FP17s for the same patient ID Re-attending between 3 & 9 months - Adults	149	2,766	5.4%	49.4%	52.0%	51.0%
% of FP17s for Band 1 Urgent Courses	2,708	2,735	99.0%	9.0%	8.0%	9.0%
% of FP17s Relating to Free Repair or Replacements	0	2,735	0.0%	0.7%	0.8%	0.8%
% of FP17s Relating to Continuations	0	2,735	0.0%	1.0%	0.9%	0.9%
% of Patients satisfied with the dentistry they have received	1	1	N/A	93.7%	93.6%	93.2%
% of Patients satisfied with the time they had to wait for an appointment	1	1	N/A	86.8%	88.6%	88.3%

* This is based on patients treated on this contract for their most recent course of treatment. Figures in italics indicate the base number of FP17s or Patient Questionnaire responses are less than 100. N/A is shown where the base number of responses is less than 10 during the period. % is calculated as Quantity/Base number*100

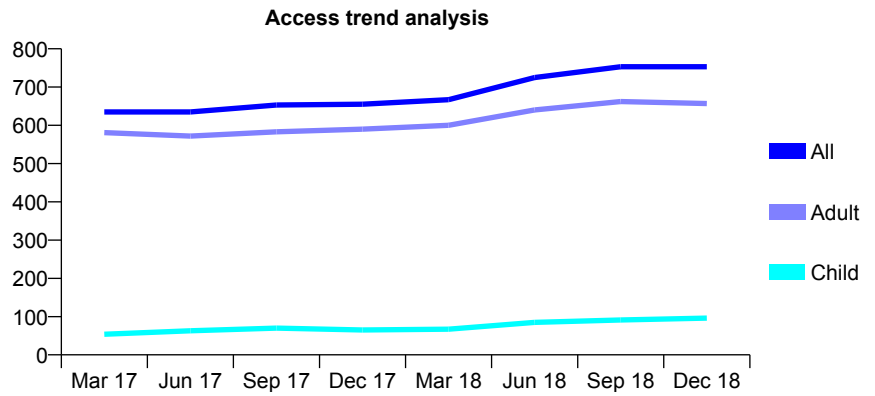
Q56 - Vital Signs At a Glance Contract Report for 132225/0002 - December 2018

Name or company name	Peterborough Dental Access Centre
Contract type name	PDS Contract
Purpose of contract	General
Contract start date	01/04/2011
Contract end date	31/03/2019

18/19 Contracted general activity (UDA)	632
Carry forward general activity (UDA)	0
18/19 Contracted orthodontic activity (UOA)	0
Carry forward orthodontic activity (UOA)	0
Baseline contract value	£37,807.20

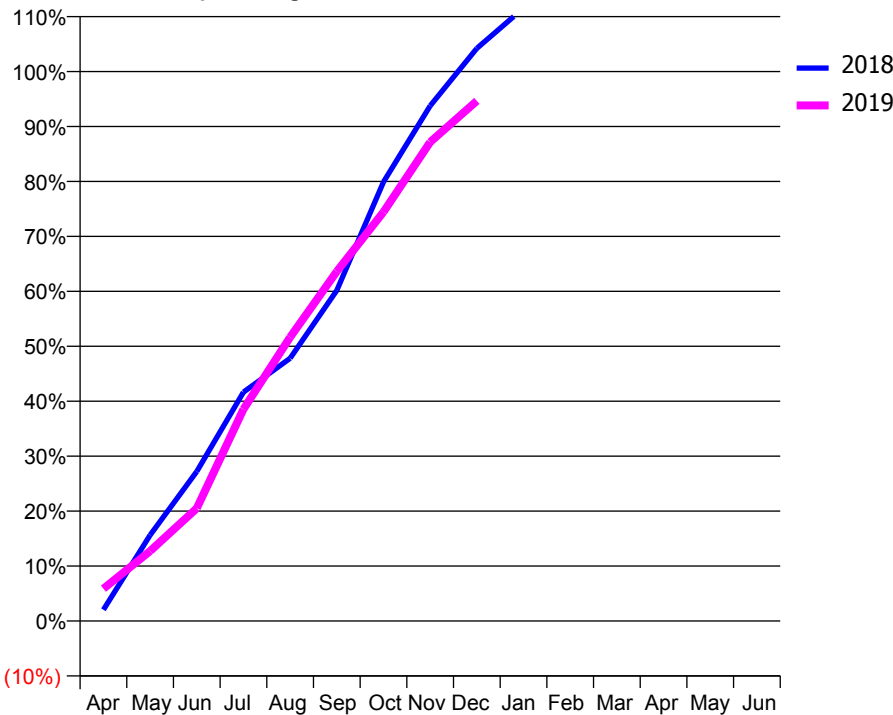
ACCESS*

Patients seen in 24 months	Total	Change since previous quarter
Quarter ending December 2017	655	
Quarter ending March 2018	667	→
Quarter ending June 2018	725	↑
Quarter ending September 2018	753	↑
Quarter ending December 2018	753	→
Variance since December 2017	15.0%	↑



ACTIVITY

Cumulative percentage of contracted UDA delivered 2018 & 2019



Month	Adjusted Scheduled Activity (UDA)	
	2018	2019
April	13	37
May	99	80
June	172	130
July	263	244
August	302	326
September	380	402
October	505	470
November	593	551
December	659	598
January	705	
February	747	
March	758	
April	770	
May	771	
June	771	

QUALITY

	Quantity	Base Number	Contract	AT	Region	England
% of FP17s for the same patient ID Re-attending within 3 months - Children	2	104	1.9%	10.8%	11.6%	11.8%
% of FP17s for the same patient ID Re-attending within 3 months - Adults	4	406	1.0%	14.0%	15.1%	15.6%
% of FP17s for the same patient ID Re-attending between 3 & 9 months - Children	0	104	0.0%	59.8%	59.9%	58.8%
% of FP17s for the same patient ID Re-attending between 3 & 9 months - Adults	2	406	0.5%	49.4%	52.0%	51.0%
% of FP17s for Band 1 Urgent Courses	496	497	99.8%	9.0%	8.0%	9.0%
% of FP17s Relating to Free Repair or Replacements	0	497	0.0%	0.7%	0.8%	0.8%
% of FP17s Relating to Continuations	0	497	0.0%	1.0%	0.9%	0.9%
% of Patients satisfied with the dentistry they have received	0	0	N/A	93.7%	93.6%	93.2%
% of Patients satisfied with the time they had to wait for an appointment	0	0	N/A	86.8%	88.6%	88.3%

* This is based on patients treated on this contract for their most recent course of treatment. Figures in italics indicate the base number of FP17s or Patient Questionnaire responses are less than 100. N/A is shown where the base number of responses is less than 10 during the period. % is calculated as Quantity/Base number*100

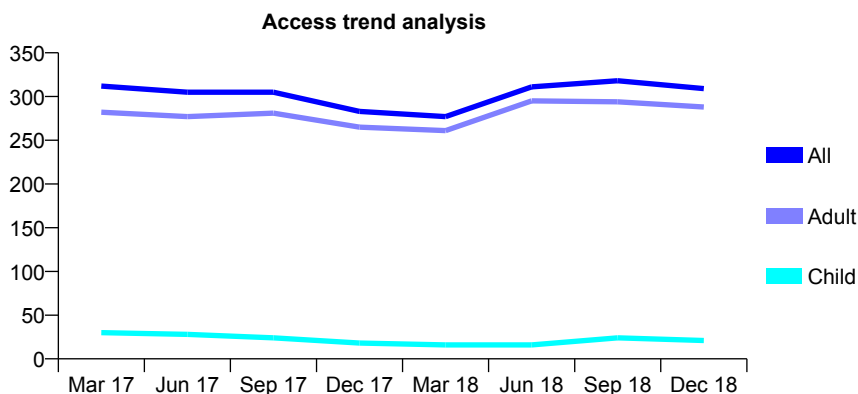
Q56 - Vital Signs At a Glance Contract Report for 132225/0003 - December 2018

Name or company name	Peterborough Dental Access Centre
Contract type name	PDS Contract
Purpose of contract	General
Contract start date	01/04/2011
Contract end date	31/03/2019

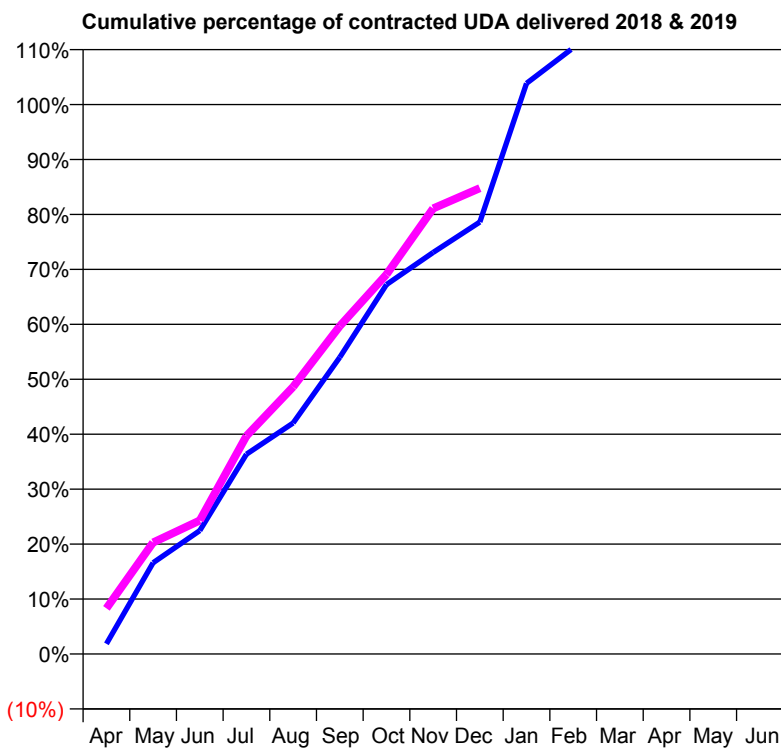
18/19 Contracted general activity (UDA)	390
Carry forward general activity (UDA)	0
18/19 Contracted orthodontic activity (UOA)	0
Carry forward orthodontic activity (UOA)	0
Baseline contract value	£35,347.98

ACCESS*

Patients seen in 24 months	Total	Change since previous quarter
Quarter ending December 2017	283	
Quarter ending March 2018	277	↓
Quarter ending June 2018	311	↑
Quarter ending September 2018	318	↑
Quarter ending December 2018	309	↓
Variance since December 2017	9.2%	↑



ACTIVITY



Month	Adjusted Scheduled Activity (UDA)	
	2018	2019
April	7	32
May	65	79
June	88	95
July	142	155
August	164	190
September	211	233
October	262	269
November	285	316
December	307	331
January	405	
February	430	
March	467	
April	500	
May	500	
June	500	

QUALITY

	Quantity	Base Number	Contract	AT	Region	England
% of FP17s for the same patient ID Re-attending within 3 months - Children	0	46	0.0%	10.8%	11.6%	11.8%
% of FP17s for the same patient ID Re-attending within 3 months - Adults	3	266	1.1%	14.0%	15.1%	15.6%
% of FP17s for the same patient ID Re-attending between 3 & 9 months - Children	0	46	0.0%	59.8%	59.9%	58.8%
% of FP17s for the same patient ID Re-attending between 3 & 9 months - Adults	2	266	0.8%	49.4%	52.0%	51.0%
% of FP17s for Band 1 Urgent Courses	268	273	98.2%	9.0%	8.0%	9.0%
% of FP17s Relating to Free Repair or Replacements	0	273	0.0%	0.7%	0.8%	0.8%
% of FP17s Relating to Continuations	0	273	0.0%	1.0%	0.9%	0.9%
% of Patients satisfied with the dentistry they have received	0	0	N/A	93.7%	93.6%	93.2%
% of Patients satisfied with the time they had to wait for an appointment	0	0	N/A	86.8%	88.6%	88.3%

* This is based on patients treated on this contract for their most recent course of treatment. Figures in italics indicate the base number of FP17s or Patient Questionnaire responses are less than 100. N/A is shown where the base number of responses is less than 10 during the period. % is calculated as Quantity/Base number*100

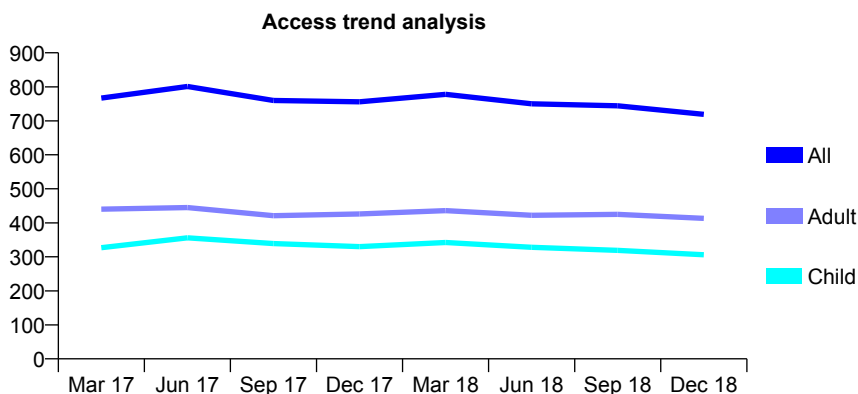
Q56 - Vital Signs At a Glance Contract Report for 132225/0004 - December 2018

Name or company name	Peterborough Dental Access Centre
Contract type name	PDS Contract
Purpose of contract	General
Contract start date	01/04/2011
Contract end date	31/03/2019

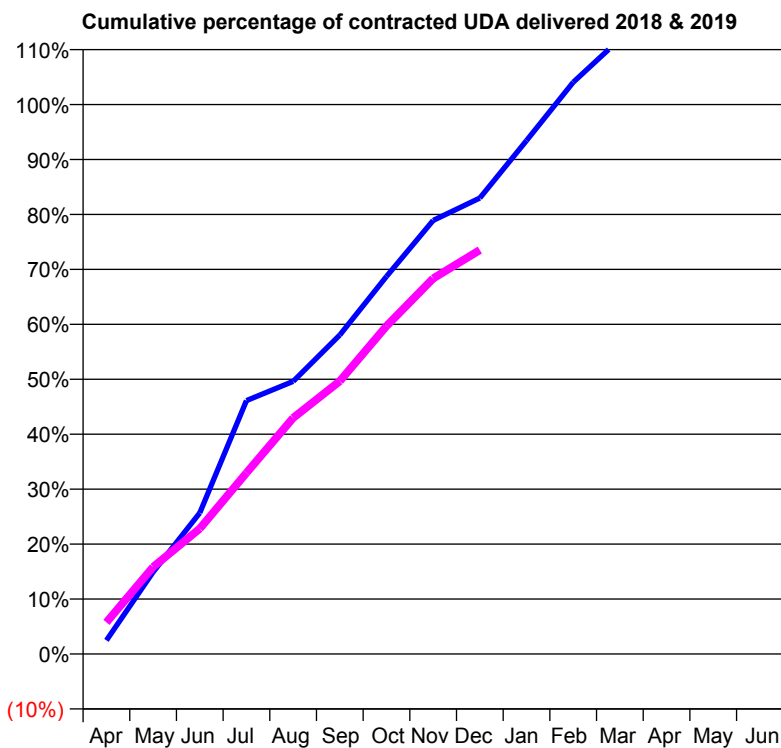
18/19 Contracted general activity (UDA)	1,475
Carry forward general activity (UDA)	0
18/19 Contracted orthodontic activity (UOA)	0
Carry forward orthodontic activity (UOA)	0
Baseline contract value	£112,301.28

ACCESS*

Patients seen in 24 months	Total	Change since previous quarter
Quarter ending December 2017	756	
Quarter ending March 2018	778	↑
Quarter ending June 2018	750	↓
Quarter ending September 2018	744	→
Quarter ending December 2018	719	↓
Variance since December 2017	(4.9%)	↓



ACTIVITY



Adjusted Scheduled Activity (UDA)		
Month	2018	2019
April	37	85
May	220	234
June	379	337
July	680	486
August	732	634
September	856	732
October	1,013	880
November	1,164	1,008
December	1,224	1,084
January	1,378	
February	1,535	
March	1,650	
April	1,725	
May	1,725	
June	1,725	

QUALITY

	Quantity	Base Number	Contract	AT	Region	England
% of FP17s for the same patient ID Re-attending within 3 months - Children	23	379	6.1%	10.8%	11.6%	11.8%
% of FP17s for the same patient ID Re-attending within 3 months - Adults	15	366	4.1%	14.0%	15.1%	15.6%
% of FP17s for the same patient ID Re-attending between 3 & 9 months - Children	142	379	37.5%	59.8%	59.9%	58.8%
% of FP17s for the same patient ID Re-attending between 3 & 9 months - Adults	181	366	49.5%	49.4%	52.0%	51.0%
% of FP17s for Band 1 Urgent Courses	37	680	5.4%	9.0%	8.0%	9.0%
% of FP17s Relating to Free Repair or Replacements	0	680	0.0%	0.7%	0.8%	0.8%
% of FP17s Relating to Continuations	0	680	0.0%	1.0%	0.9%	0.9%
% of Patients satisfied with the dentistry they have received	0	0	N/A	93.7%	93.6%	93.2%
% of Patients satisfied with the time they had to wait for an appointment	0	0	N/A	86.8%	88.6%	88.3%

* This is based on patients treated on this contract for their most recent course of treatment. Figures in italics indicate the base number of FP17s or Patient Questionnaire responses are less than 100. N/A is shown where the base number of responses is less than 10 during the period. % is calculated as Quantity/Base number*100

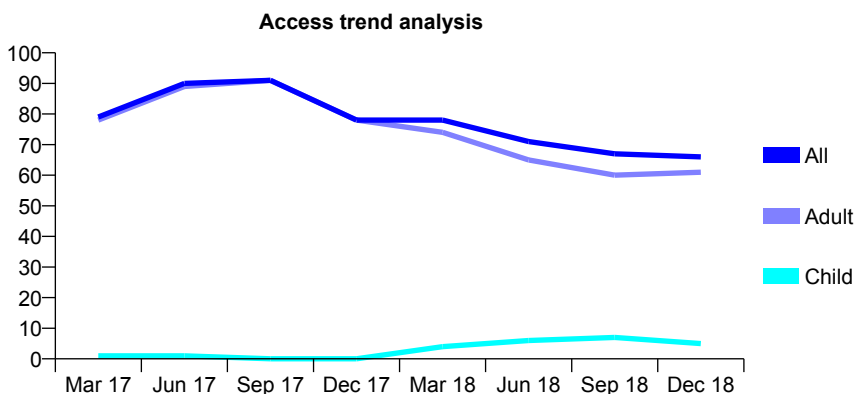
Q56 - Vital Signs At a Glance Contract Report for 132225/0005 - December 2018

Name or company name	Peterborough Dental Access Centre
Contract type name	PDS Contract
Purpose of contract	General
Contract start date	01/04/2011
Contract end date	31/03/2019

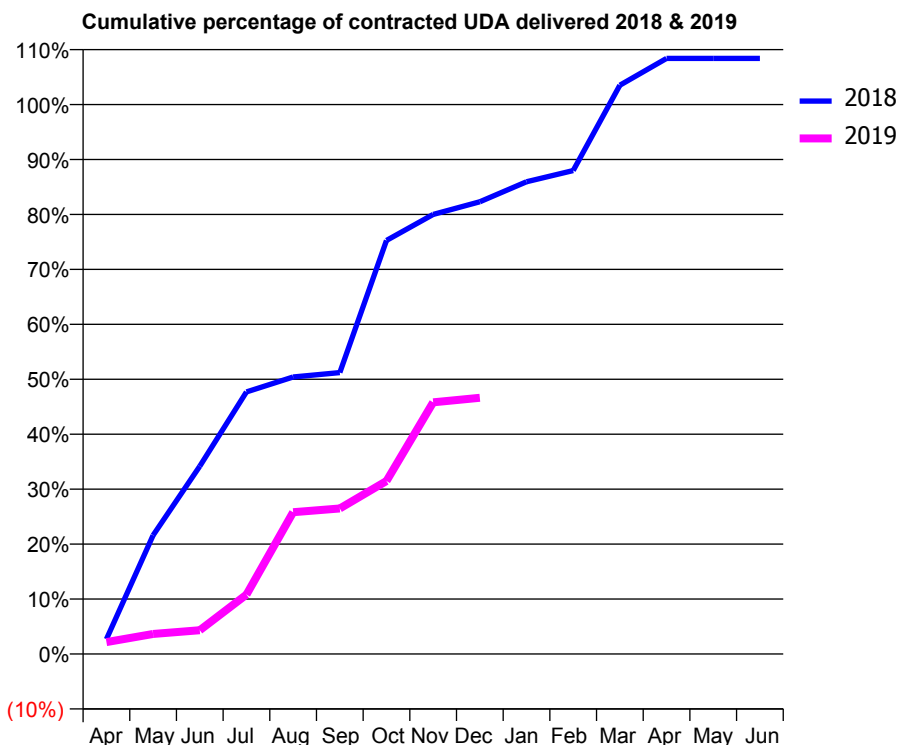
18/19 Contracted general activity (UDA)	148
Carry forward general activity (UDA)	0
18/19 Contracted orthodontic activity (UOA)	0
Carry forward orthodontic activity (UOA)	0
Baseline contract value	£13,380.44

ACCESS*

Patients seen in 24 months	Total	Change since previous quarter
Quarter ending December 2017	78	
Quarter ending March 2018	78	→
Quarter ending June 2018	71	↓
Quarter ending September 2018	67	↓
Quarter ending December 2018	66	↓
Variance since December 2017	(15.4%)	↓



ACTIVITY



Month	Adjusted Scheduled Activity (UDA)	
	2018	2019
April	4	3
May	32	5
June	51	6
July	71	16
August	75	38
September	76	39
October	111	47
November	118	68
December	122	69
January	127	
February	130	
March	153	
April	160	
May	160	
June	160	

QUALITY

	Quantity	Base Number	Contract	AT	Region	England
% of FP17s for the same patient ID Re-attending within 3 months - Children	0	7	0.0%	10.8%	11.6%	11.8%
% of FP17s for the same patient ID Re-attending within 3 months - Adults	3	36	8.3%	14.0%	15.1%	15.6%
% of FP17s for the same patient ID Re-attending between 3 & 9 months - Children	0	7	0.0%	59.8%	59.9%	58.8%
% of FP17s for the same patient ID Re-attending between 3 & 9 months - Adults	4	36	11.1%	49.4%	52.0%	51.0%
% of FP17s for Band 1 Urgent Courses	15	38	39.5%	9.0%	8.0%	9.0%
% of FP17s Relating to Free Repair or Replacements	0	38	0.0%	0.7%	0.8%	0.8%
% of FP17s Relating to Continuations	0	38	0.0%	1.0%	0.9%	0.9%
% of Patients satisfied with the dentistry they have received	0	0	N/A	93.7%	93.6%	93.2%
% of Patients satisfied with the time they had to wait for an appointment	0	0	N/A	86.8%	88.6%	88.3%

* This is based on patients treated on this contract for their most recent course of treatment. Figures in italics indicate the base number of FP17s or Patient Questionnaire responses are less than 100. N/A is shown where the base number of responses is less than 10 during the period. % is calculated as Quantity/Base number*100

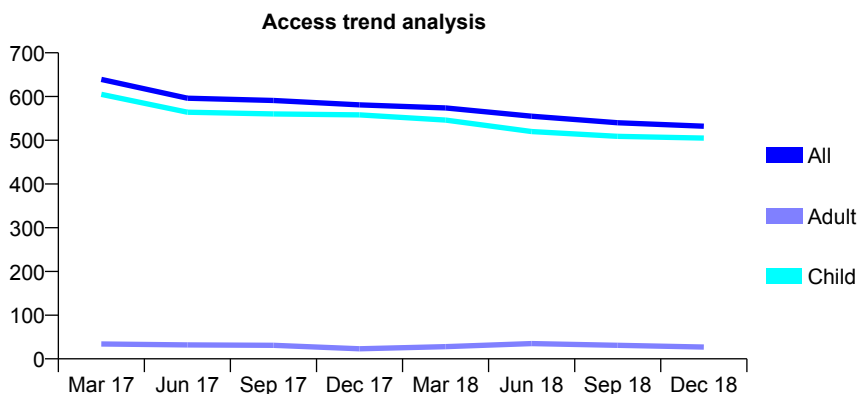
Q56 - Vital Signs At a Glance Contract Report for 132225/0006 - December 2018

Name or company name	Peterborough Dental Access Centre
Contract type name	PDS Contract
Purpose of contract	General
Contract start date	01/04/2011
Contract end date	31/03/2019

18/19 Contracted general activity (UDA)	1,416
Carry forward general activity (UDA)	0
18/19 Contracted orthodontic activity (UOA)	0
Carry forward orthodontic activity (UOA)	0
Baseline contract value	£619,248.29

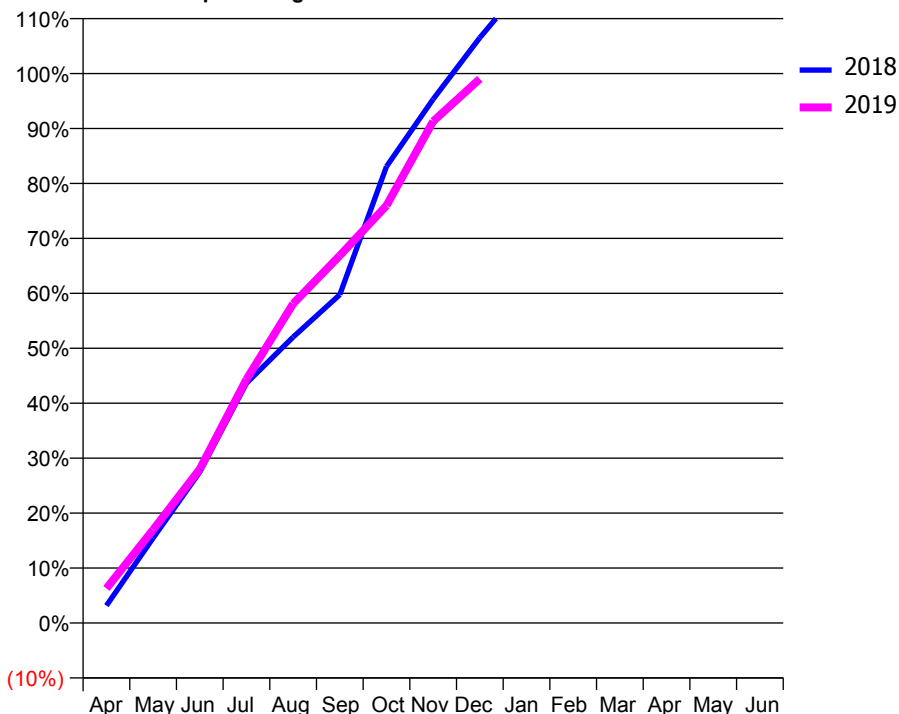
ACCESS*

Patients seen in 24 months	Total	Change since previous quarter
Quarter ending December 2017	581	
Quarter ending March 2018	574	↓
Quarter ending June 2018	555	↓
Quarter ending September 2018	540	↓
Quarter ending December 2018	532	↓
Variance since December 2017	(8.4%)	↓



ACTIVITY

Cumulative percentage of contracted UDA delivered 2018 & 2019



Month	Adjusted Scheduled Activity (UDA)	
	2018	2019
April	45	89
May	219	240
June	389	397
July	618	628
August	737	823
September	846	947
October	1,176	1,076
November	1,350	1,293
December	1,508	1,402
January	1,651	
February	1,849	
March	1,954	
April	2,008	
May	2,008	
June	2,008	

QUALITY

	Quantity	Base Number	Contract	AT	Region	England
% of FP17s for the same patient ID Re-attending within 3 months - Children	2	476	0.4%	10.8%	11.6%	11.8%
% of FP17s for the same patient ID Re-attending within 3 months - Adults	0	24	0.0%	14.0%	15.1%	15.6%
% of FP17s for the same patient ID Re-attending between 3 & 9 months - Children	1	476	0.2%	59.8%	59.9%	58.8%
% of FP17s for the same patient ID Re-attending between 3 & 9 months - Adults	0	24	0.0%	49.4%	52.0%	51.0%
% of FP17s for Band 1 Urgent Courses	5	479	1.0%	9.0%	8.0%	9.0%
% of FP17s Relating to Free Repair or Replacements	0	479	0.0%	0.7%	0.8%	0.8%
% of FP17s Relating to Continuations	0	479	0.0%	1.0%	0.9%	0.9%
% of Patients satisfied with the dentistry they have received	0	0	N/A	93.7%	93.6%	93.2%
% of Patients satisfied with the time they had to wait for an appointment	0	0	N/A	86.8%	88.6%	88.3%

* This is based on patients treated on this contract for their most recent course of treatment. Figures in italics indicate the base number of FP17s or Patient Questionnaire responses are less than 100. N/A is shown where the base number of responses is less than 10 during the period. % is calculated as Quantity/Base number*100

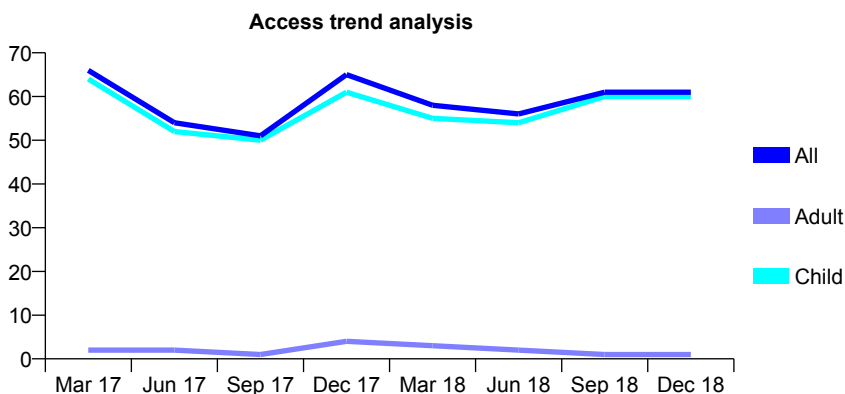
Q56 - Vital Signs At a Glance Contract Report for 132225/0007 - December 2018

Name or company name	Peterborough Dental Access Centre
Contract type name	PDS Contract
Purpose of contract	General
Contract start date	01/04/2011
Contract end date	31/03/2019

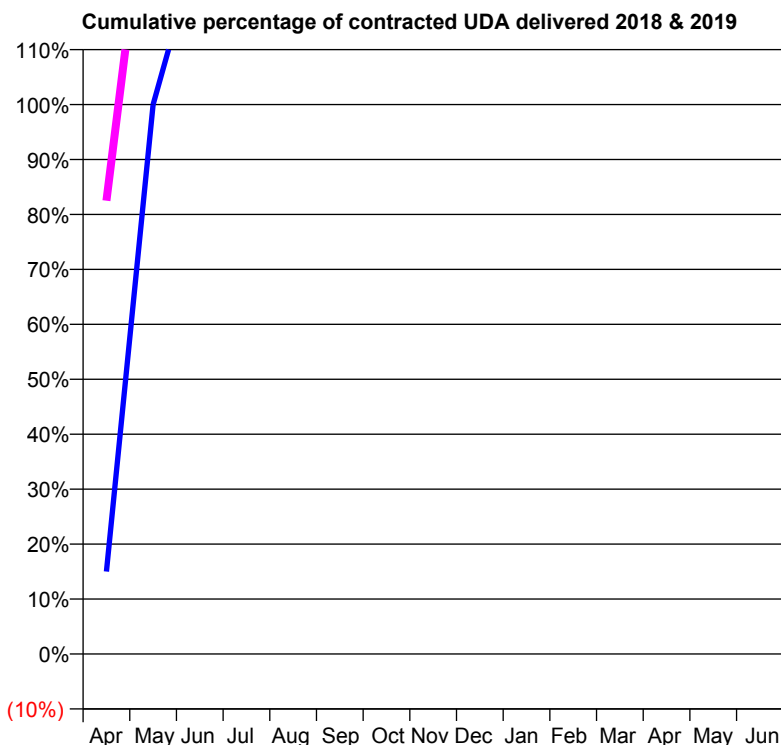
18/19 Contracted general activity (UDA)	40
Carry forward general activity (UDA)	0
18/19 Contracted orthodontic activity (UOA)	0
Carry forward orthodontic activity (UOA)	0
Baseline contract value	£13,809.54

ACCESS*

Patients seen in 24 months	Total	Change since previous quarter
Quarter ending December 2017	65	
Quarter ending March 2018	58	↓
Quarter ending June 2018	56	↓
Quarter ending September 2018	61	↑
Quarter ending December 2018	61	→
Variance since December 2017	(6.2%)	↓



ACTIVITY



Month	Adjusted Scheduled Activity (UDA)	
	2018	2019
April	6	33
May	40	60
June	52	75
July	82	134
August	91	159
September	115	180
October	163	201
November	239	222
December	263	252
January	291	
February	310	
March	334	
April	346	
May	346	
June	346	

QUALITY

	Quantity	Base Number	Contract	AT	Region	England
% of FP17s for the same patient ID Re-attending within 3 months - Children	0	89	0.0%	10.8%	11.6%	11.8%
% of FP17s for the same patient ID Re-attending within 3 months - Adults	0	1	0.0%	14.0%	15.1%	15.6%
% of FP17s for the same patient ID Re-attending between 3 & 9 months - Children	0	89	0.0%	59.8%	59.9%	58.8%
% of FP17s for the same patient ID Re-attending between 3 & 9 months - Adults	0	1	0.0%	49.4%	52.0%	51.0%
% of FP17s for Band 1 Urgent Courses	1	86	1.2%	9.0%	8.0%	9.0%
% of FP17s Relating to Free Repair or Replacements	0	86	0.0%	0.7%	0.8%	0.8%
% of FP17s Relating to Continuations	0	86	0.0%	1.0%	0.9%	0.9%
% of Patients satisfied with the dentistry they have received	0	0	N/A	93.7%	93.6%	93.2%
% of Patients satisfied with the time they had to wait for an appointment	0	0	N/A	86.8%	88.6%	88.3%

* This is based on patients treated on this contract for their most recent course of treatment. Figures in italics indicate the base number of FP17s or Patient Questionnaire responses are less than 100. N/A is shown where the base number of responses is less than 10 during the period. % is calculated as Quantity/Base number*100

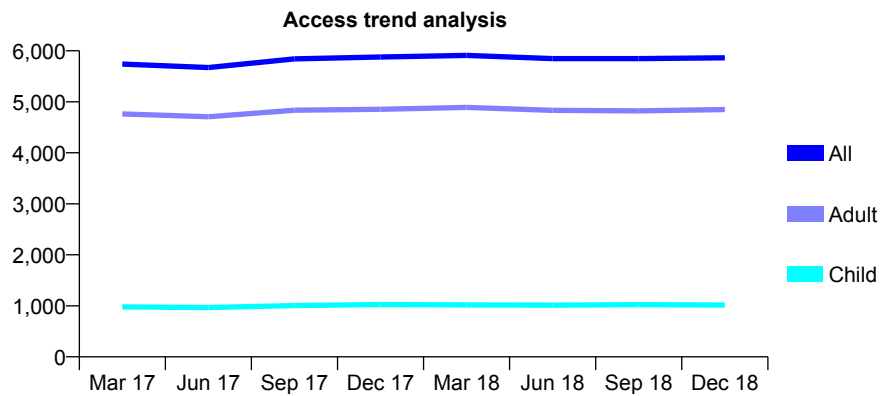
Q56 - Vital Signs At a Glance Contract Report for 132322/0001 - December 2018

Name or company name	Orford Hill Limited
Contract type name	GDS Contract
Purpose of contract	General
Contract start date	01/12/2012
Contract end date	

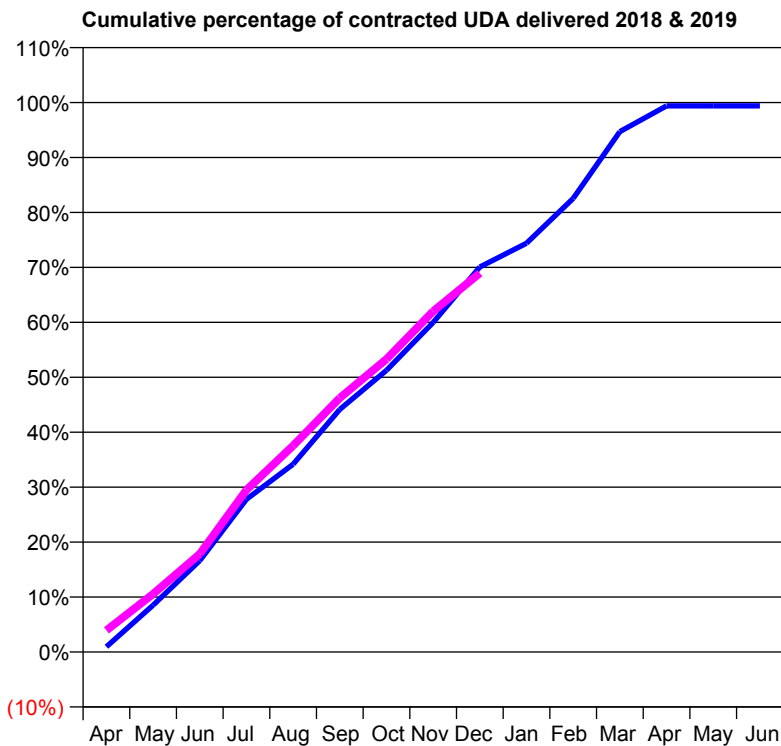
18/19 Contracted general activity (UDA)	16,000
Carry forward general activity (UDA)	97
18/19 Contracted orthodontic activity (UOA)	0
Carry forward orthodontic activity (UOA)	0
Baseline contract value	£427,683.39

ACCESS*

Patients seen in 24 months	Total	Change since previous quarter
Quarter ending December 2017	5,879	
Quarter ending March 2018	5,910	→
Quarter ending June 2018	5,847	↓
Quarter ending September 2018	5,846	→
Quarter ending December 2018	5,864	→
Variance since December 2017	(0.3%)	→



ACTIVITY



Month	Adjusted Scheduled Activity (UDA)	
	2018	2019
April	153	629
May	1,365	1,691
June	2,662	2,854
July	4,446	4,718
August	5,470	6,010
September	7,063	7,399
October	8,203	8,530
November	9,596	9,922
December	11,209	11,034
January	11,901	
February	13,206	
March	15,154	
April	15,902	
May	15,902	
June	15,903	

QUALITY

	Quantity	Base Number	Contract	AT	Region	England
% of FP17s for the same patient ID Re-attending within 3 months - Children	78	1,222	6.4%	10.8%	11.6%	11.8%
% of FP17s for the same patient ID Re-attending within 3 months - Adults	890	5,815	15.3%	14.0%	15.1%	15.6%
% of FP17s for the same patient ID Re-attending between 3 & 9 months - Children	809	1,222	66.2%	59.8%	59.9%	58.8%
% of FP17s for the same patient ID Re-attending between 3 & 9 months - Adults	3,488	5,815	60.0%	49.4%	52.0%	51.0%
% of FP17s for Band 1 Urgent Courses	380	6,640	5.7%	9.0%	8.0%	9.0%
% of FP17s Relating to Free Repair or Replacements	71	6,640	1.1%	0.7%	0.8%	0.8%
% of FP17s Relating to Continuations	77	6,640	1.2%	1.0%	0.9%	0.9%
% of Patients satisfied with the dentistry they have received	1	1	N/A	93.7%	93.6%	93.2%
% of Patients satisfied with the time they had to wait for an appointment	1	1	N/A	86.8%	88.6%	88.3%

* This is based on patients treated on this contract for their most recent course of treatment. Figures in italics indicate the base number of FP17s or Patient Questionnaire responses are less than 100. N/A is shown where the base number of responses is less than 10 during the period. % is calculated as Quantity/Base number*100

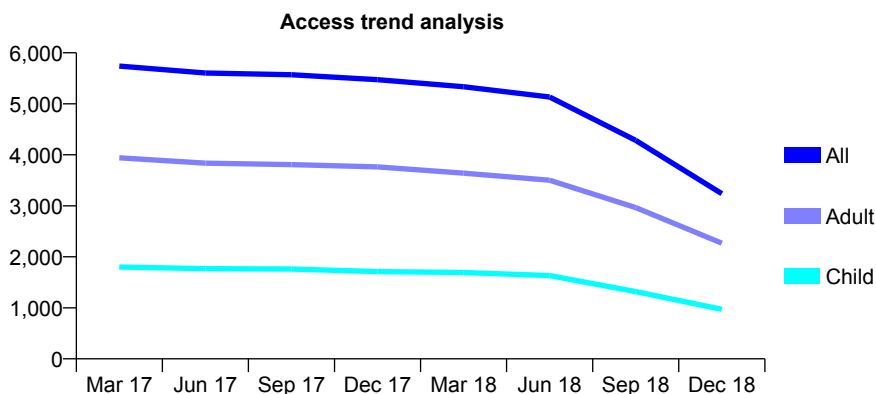
Q56 - Vital Signs At a Glance Contract Report for 132454/0001 - December 2018

Name or company name	1A Bretton
Contract type name	PDS Plus Contract
Purpose of contract	General
Contract start date	04/05/2010
Contract end date	30/06/2018

18/19 Contracted general activity (UDA)	5,250
Carry forward general activity (UDA)	0
18/19 Contracted orthodontic activity (UOA)	0
Carry forward orthodontic activity (UOA)	0
Baseline contract value	£131,504.44

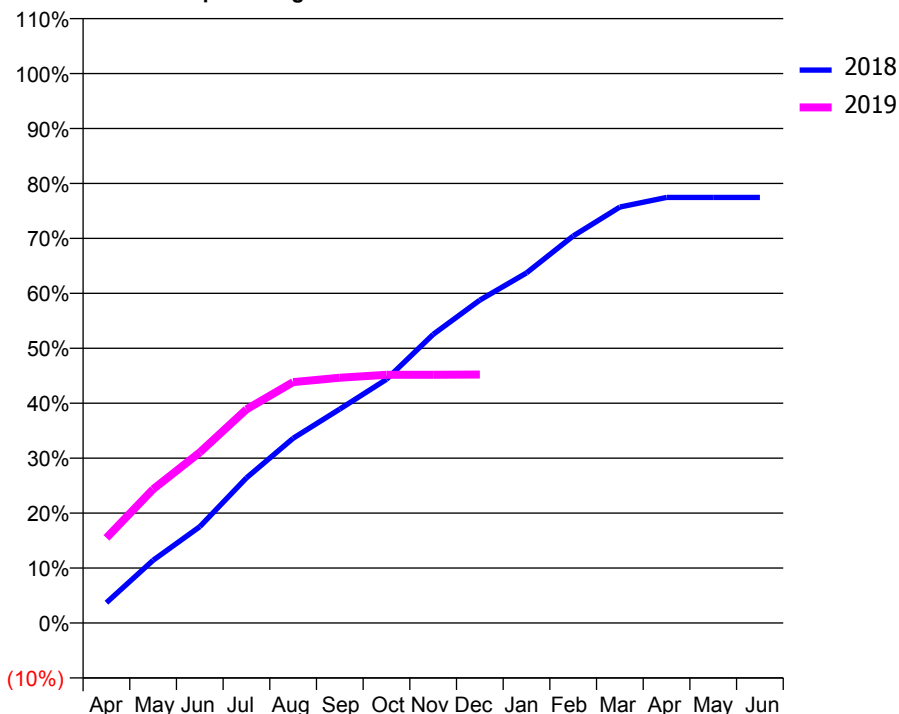
ACCESS*

Patients seen in 24 months	Total	Change since previous quarter
Quarter ending December 2017	5,474	
Quarter ending March 2018	5,334	↓
Quarter ending June 2018	5,134	↓
Quarter ending September 2018	4,284	↓
Quarter ending December 2018	3,238	↓
Variance since December 2017	(40.8%)	↓



ACTIVITY

Cumulative percentage of contracted UDA delivered 2018 & 2019



Month	Adjusted Scheduled Activity (UDA)	
	2018	2019
April	778	814
May	2,399	1,278
June	3,681	1,630
July	5,546	2,041
August	7,062	2,301
September	8,177	2,343
October	9,312	2,371
November	11,030	2,371
December	12,342	2,374
January	13,378	
February	14,790	
March	15,897	
April	16,264	
May	16,263	
June	16,263	

QUALITY

	Quantity	Base Number	Contract	AT	Region	England
% of FP17s for the same patient ID Re-attending within 3 months - Children	26	352	7.4%	10.8%	11.6%	11.8%
% of FP17s for the same patient ID Re-attending within 3 months - Adults	99	751	13.2%	14.0%	15.1%	15.6%
% of FP17s for the same patient ID Re-attending between 3 & 9 months - Children	215	352	61.1%	59.8%	59.9%	58.8%
% of FP17s for the same patient ID Re-attending between 3 & 9 months - Adults	372	751	49.5%	49.4%	52.0%	51.0%
% of FP17s for Band 1 Urgent Courses	116	934	12.4%	9.0%	8.0%	9.0%
% of FP17s Relating to Free Repair or Replacements	13	934	1.4%	0.7%	0.8%	0.8%
% of FP17s Relating to Continuations	11	934	1.2%	1.0%	0.9%	0.9%
% of Patients satisfied with the dentistry they have received	1	1	N/A	93.7%	93.6%	93.2%
% of Patients satisfied with the time they had to wait for an appointment	0	1	N/A	86.8%	88.6%	88.3%

* This is based on patients treated on this contract for their most recent course of treatment. Figures in italics indicate the base number of FP17s or Patient Questionnaire responses are less than 100. N/A is shown where the base number of responses is less than 10 during the period. % is calculated as Quantity/Base number*100

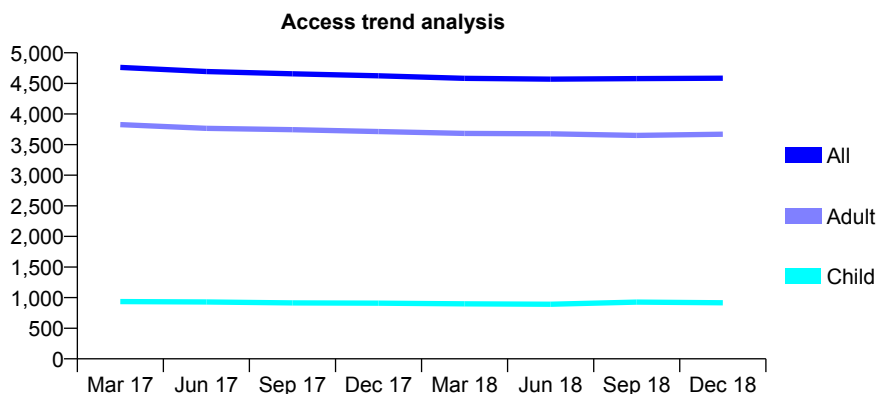
Q56 - Vital Signs At a Glance Contract Report for 133582/0001 - December 2018

Name or company name	Dr Horan & Dr Simkiene
Contract type name	GDS Contract
Purpose of contract	General and Orthodontic
Contract start date	01/05/2013
Contract end date	

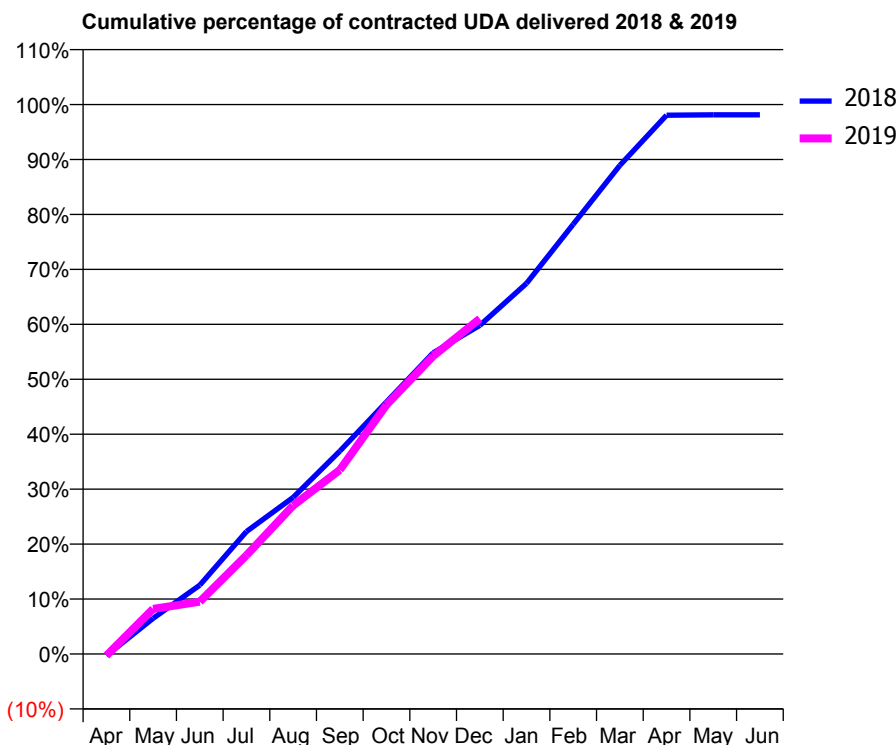
18/19 Contracted general activity (UDA)	15,998
Carry forward general activity (UDA)	298
18/19 Contracted orthodontic activity (UOA)	4,054
Carry forward orthodontic activity (UOA)	-77
Baseline contract value	£613,513.40

ACCESS*

Patients seen in 24 months	Total	Change since previous quarter
Quarter ending December 2017	4,624	
Quarter ending March 2018	4,582	→
Quarter ending June 2018	4,570	→
Quarter ending September 2018	4,579	→
Quarter ending December 2018	4,586	→
Variance since December 2017	(0.8%)	→



ACTIVITY



Month	Adjusted Scheduled Activity (UDA)	
	2018	2019
April	-49	-47
May	1,038	1,313
June	2,004	1,524
July	3,566	2,875
August	4,561	4,321
September	5,907	5,360
October	7,340	7,254
November	8,769	8,675
December	9,566	9,760
January	10,791	
February	12,510	
March	14,228	
April	15,687	
May	15,700	
June	15,700	

QUALITY

	Quantity	Base Number	Contract	AT	Region	England
% of FP17s for the same patient ID Re-attending within 3 months - Children	224	1,380	16.2%	10.8%	11.6%	11.8%
% of FP17s for the same patient ID Re-attending within 3 months - Adults	551	4,265	12.9%	14.0%	15.1%	15.6%
% of FP17s for the same patient ID Re-attending between 3 & 9 months - Children	417	1,380	30.2%	59.8%	59.9%	58.8%
% of FP17s for the same patient ID Re-attending between 3 & 9 months - Adults	2,446	4,265	57.4%	49.4%	52.0%	51.0%
% of FP17s for Band 1 Urgent Courses	217	4,669	4.6%	9.0%	8.0%	9.0%
% of FP17s Relating to Free Repair or Replacements	12	4,669	0.3%	0.7%	0.8%	0.8%
% of FP17s Relating to Continuations	33	4,669	0.7%	1.0%	0.9%	0.9%
% of Patients satisfied with the dentistry they have received	0	2	N/A	93.7%	93.6%	93.2%
% of Patients satisfied with the time they had to wait for an appointment	0	2	N/A	86.8%	88.6%	88.3%

* This is based on patients treated on this contract for their most recent course of treatment. Figures in italics indicate the base number of FP17s or Patient Questionnaire responses are less than 100. N/A is shown where the base number of responses is less than 10 during the period. % is calculated as Quantity/Base number*100

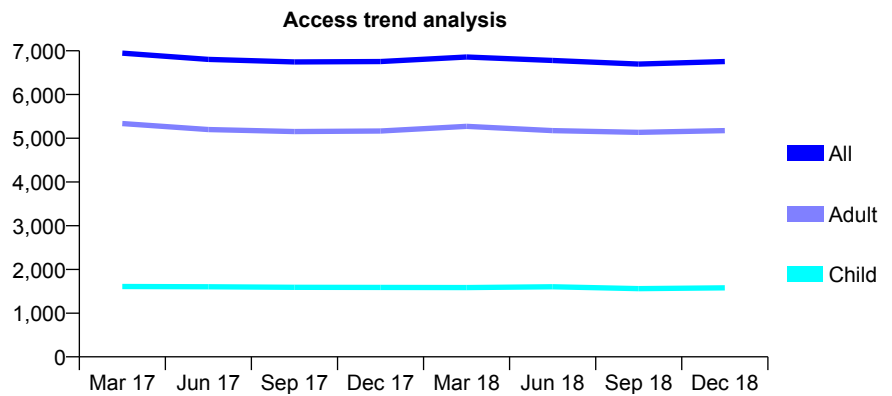
Q56 - Vital Signs At a Glance Contract Report for 134066/0001 - December 2018

Name or company name	Berners Holdings Ltd
Contract type name	GDS Contract
Purpose of contract	General
Contract start date	01/04/2008
Contract end date	

18/19 Contracted general activity (UDA)	16,932
Carry forward general activity (UDA)	192
18/19 Contracted orthodontic activity (UOA)	0
Carry forward orthodontic activity (UOA)	0
Baseline contract value	£370,168.13

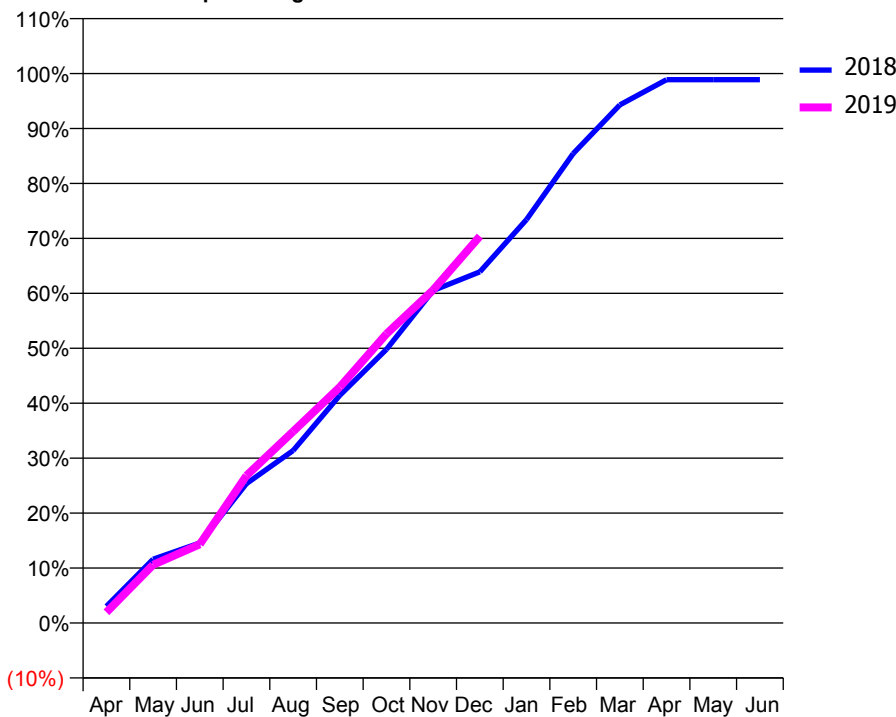
ACCESS*

Patients seen in 24 months	Total	Change since previous quarter
Quarter ending December 2017	6,753	
Quarter ending March 2018	6,857	→
Quarter ending June 2018	6,779	↓
Quarter ending September 2018	6,696	↓
Quarter ending December 2018	6,753	→
Variance since December 2017	0.0%	→



ACTIVITY

Cumulative percentage of contracted UDA delivered 2018 & 2019



Month	Adjusted Scheduled Activity (UDA)	
	2018	2019
April	514	332
May	1,966	1,794
June	2,469	2,426
July	4,296	4,541
August	5,315	5,901
September	7,016	7,269
October	8,434	8,909
November	10,244	10,262
December	10,822	11,919
January	12,433	
February	14,465	
March	15,967	
April	16,743	
May	16,741	
June	16,740	

QUALITY

	Quantity	Base Number	Contract	AT	Region	England
% of FP17s for the same patient ID Re-attending within 3 months - Children	85	1,513	5.6%	10.8%	11.6%	11.8%
% of FP17s for the same patient ID Re-attending within 3 months - Adults	573	4,331	13.2%	14.0%	15.1%	15.6%
% of FP17s for the same patient ID Re-attending between 3 & 9 months - Children	823	1,513	54.4%	59.8%	59.9%	58.8%
% of FP17s for the same patient ID Re-attending between 3 & 9 months - Adults	1,852	4,331	42.8%	49.4%	52.0%	51.0%
% of FP17s for Band 1 Urgent Courses	797	5,538	14.4%	9.0%	8.0%	9.0%
% of FP17s Relating to Free Repair or Replacements	60	5,538	1.1%	0.7%	0.8%	0.8%
% of FP17s Relating to Continuations	3	5,538	0.1%	1.0%	0.9%	0.9%
% of Patients satisfied with the dentistry they have received	4	5	N/A	93.7%	93.6%	93.2%
% of Patients satisfied with the time they had to wait for an appointment	4	5	N/A	86.8%	88.6%	88.3%

* This is based on patients treated on this contract for their most recent course of treatment. Figures in italics indicate the base number of FP17s or Patient Questionnaire responses are less than 100. N/A is shown where the base number of responses is less than 10 during the period. % is calculated as Quantity/Base number*100

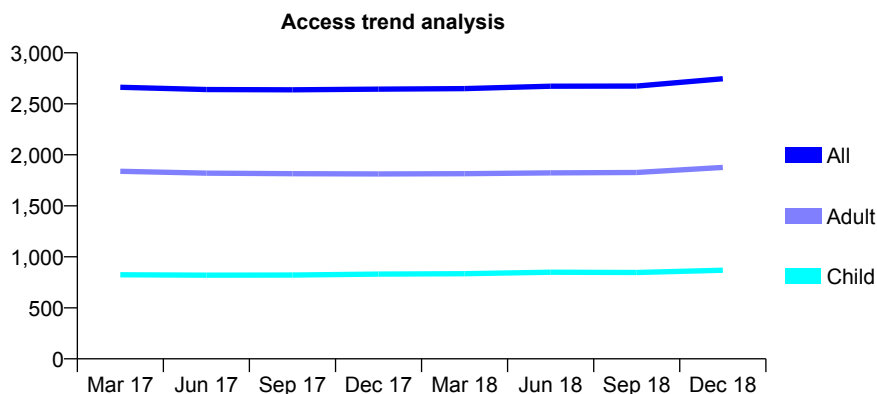
Q56 - Vital Signs At a Glance Contract Report for 135151/0001 - December 2018

Name or company name	Mr Gawain King and Mrs Antoinette King
Contract type name	GDS Contract
Purpose of contract	General
Contract start date	09/12/2010
Contract end date	

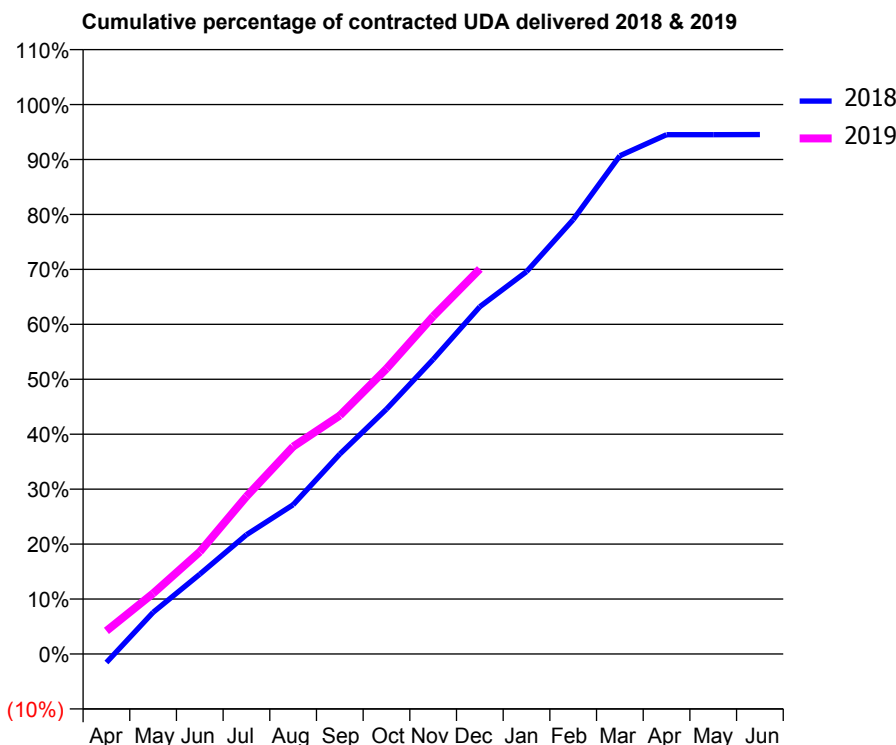
18/19 Contracted general activity (UDA)	7,500
Carry forward general activity (UDA)	0
18/19 Contracted orthodontic activity (UOA)	0
Carry forward orthodontic activity (UOA)	0
Baseline contract value	£204,956.66

ACCESS*

Patients seen in 24 months	Total	Change since previous quarter
Quarter ending December 2017	2,644	
Quarter ending March 2018	2,649	→
Quarter ending June 2018	2,672	→
Quarter ending September 2018	2,674	→
Quarter ending December 2018	2,746	↑
Variance since December 2017	3.9%	↑



ACTIVITY



Month	Adjusted Scheduled Activity (UDA)	
	2018	2019
April	-117	316
May	568	828
June	1,089	1,395
July	1,629	2,151
August	2,037	2,831
September	2,730	3,254
October	3,343	3,894
November	4,022	4,610
December	4,739	5,255
January	5,220	
February	5,929	
March	6,800	
April	7,088	
May	7,088	
June	7,090	

QUALITY

	Quantity	Base Number	Contract	AT	Region	England
% of FP17s for the same patient ID Re-attending within 3 months - Children	86	1,089	7.9%	10.8%	11.6%	11.8%
% of FP17s for the same patient ID Re-attending within 3 months - Adults	339	2,238	15.1%	14.0%	15.1%	15.6%
% of FP17s for the same patient ID Re-attending between 3 & 9 months - Children	734	1,089	67.4%	59.8%	59.9%	58.8%
% of FP17s for the same patient ID Re-attending between 3 & 9 months - Adults	1,438	2,238	64.3%	49.4%	52.0%	51.0%
% of FP17s for Band 1 Urgent Courses	248	3,188	7.8%	9.0%	8.0%	9.0%
% of FP17s Relating to Free Repair or Replacements	25	3,188	0.8%	0.7%	0.8%	0.8%
% of FP17s Relating to Continuations	64	3,188	2.0%	1.0%	0.9%	0.9%
% of Patients satisfied with the dentistry they have received	3	3	N/A	93.7%	93.6%	93.2%
% of Patients satisfied with the time they had to wait for an appointment	2	3	N/A	86.8%	88.6%	88.3%

* This is based on patients treated on this contract for their most recent course of treatment. Figures in italics indicate the base number of FP17s or Patient Questionnaire responses are less than 100. N/A is shown where the base number of responses is less than 10 during the period. % is calculated as Quantity/Base number*100

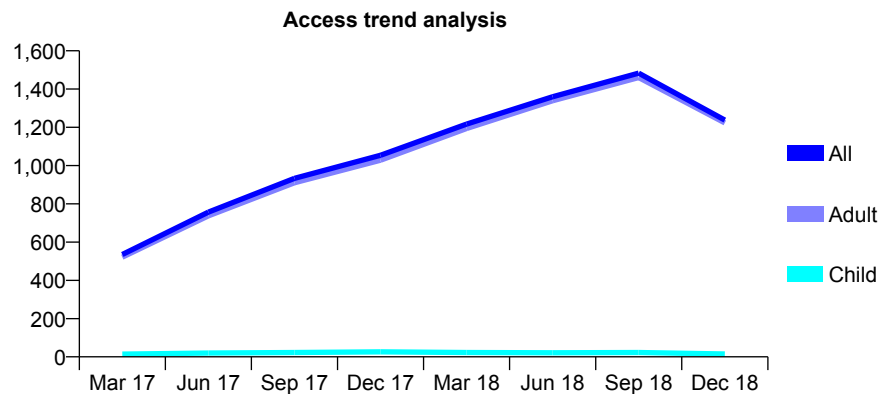
Q56 - Vital Signs At a Glance Contract Report for 135518/0001 - December 2018

Name or company name	Oasis Dental Care (Central) Ltd
Contract type name	PDS Contract
Purpose of contract	General
Contract start date	01/03/2010
Contract end date	30/09/2018

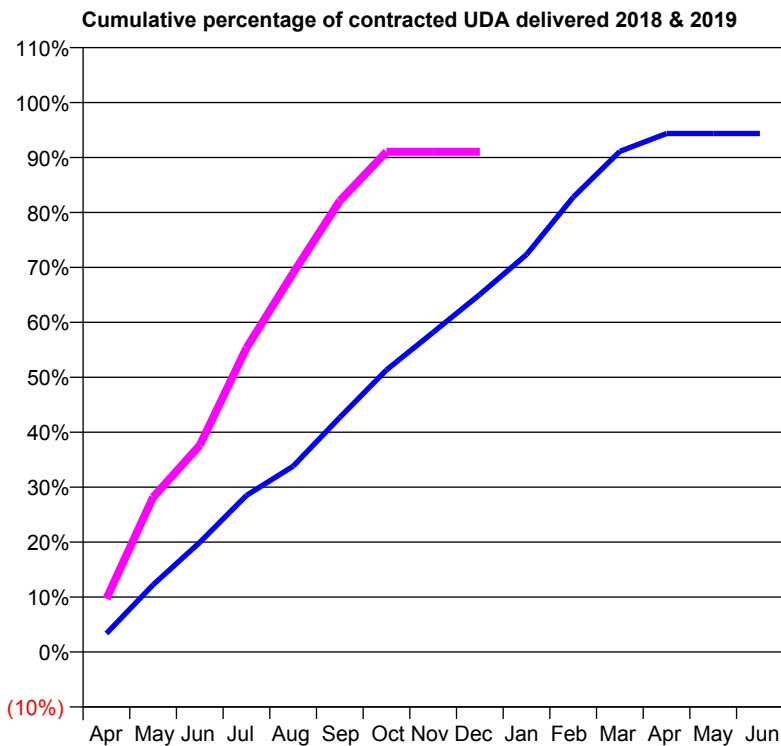
18/19 Contracted general activity (UDA)	2,118
Carry forward general activity (UDA)	0
18/19 Contracted orthodontic activity (UOA)	0
Carry forward orthodontic activity (UOA)	0
Baseline contract value	£253,408.62

ACCESS*

Patients seen in 24 months	Total	Change since previous quarter
Quarter ending December 2017	1,054	
Quarter ending March 2018	1,217	↑
Quarter ending June 2018	1,360	↑
Quarter ending September 2018	1,483	↑
Quarter ending December 2018	1,238	↓
Variance since December 2017	17.5%	↑



ACTIVITY



Month	Adjusted Scheduled Activity (UDA)	
	2018	2019
April	144	206
May	520	597
June	848	797
July	1,211	1,172
August	1,437	1,461
September	1,814	1,739
October	2,181	1,928
November	2,472	1,928
December	2,764	1,928
January	3,072	
February	3,516	
March	3,870	
April	4,008	
May	4,008	
June	4,008	

QUALITY

	Quantity	Base Number	Contract	AT	Region	England
% of FP17s for the same patient ID Re-attending within 3 months - Children	1	17	5.9%	10.8%	11.6%	11.8%
% of FP17s for the same patient ID Re-attending within 3 months - Adults	6	687	0.9%	14.0%	15.1%	15.6%
% of FP17s for the same patient ID Re-attending between 3 & 9 months - Children	0	17	0.0%	59.8%	59.9%	58.8%
% of FP17s for the same patient ID Re-attending between 3 & 9 months - Adults	10	687	1.5%	49.4%	52.0%	51.0%
% of FP17s for Band 1 Urgent Courses	0	656	0.0%	9.0%	8.0%	9.0%
% of FP17s Relating to Free Repair or Replacements	0	656	0.0%	0.7%	0.8%	0.8%
% of FP17s Relating to Continuations	0	656	0.0%	1.0%	0.9%	0.9%
% of Patients satisfied with the dentistry they have received	0	0	N/A	93.7%	93.6%	93.2%
% of Patients satisfied with the time they had to wait for an appointment	0	0	N/A	86.8%	88.6%	88.3%

* This is based on patients treated on this contract for their most recent course of treatment. Figures in italics indicate the base number of FP17s or Patient Questionnaire responses are less than 100. N/A is shown where the base number of responses is less than 10 during the period. % is calculated as Quantity/Base number*100

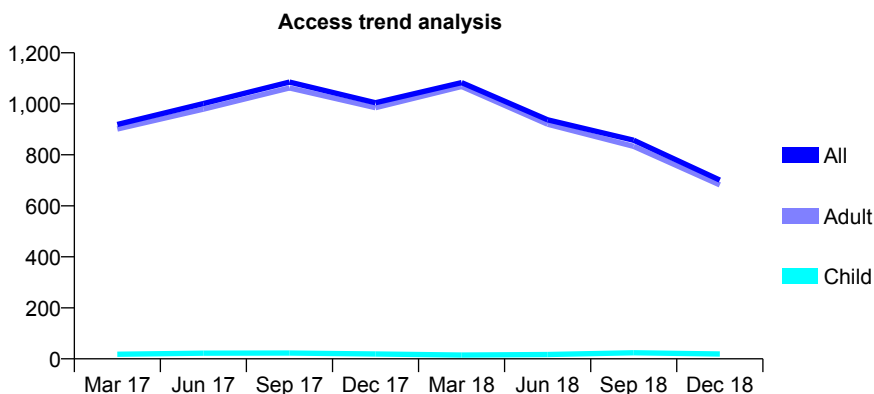
Q56 - Vital Signs At a Glance Contract Report for 135518/0002 - December 2018

Name or company name	Oasis Dental Care (Central) Ltd
Contract type name	PDS Contract
Purpose of contract	General
Contract start date	01/04/2011
Contract end date	30/09/2018

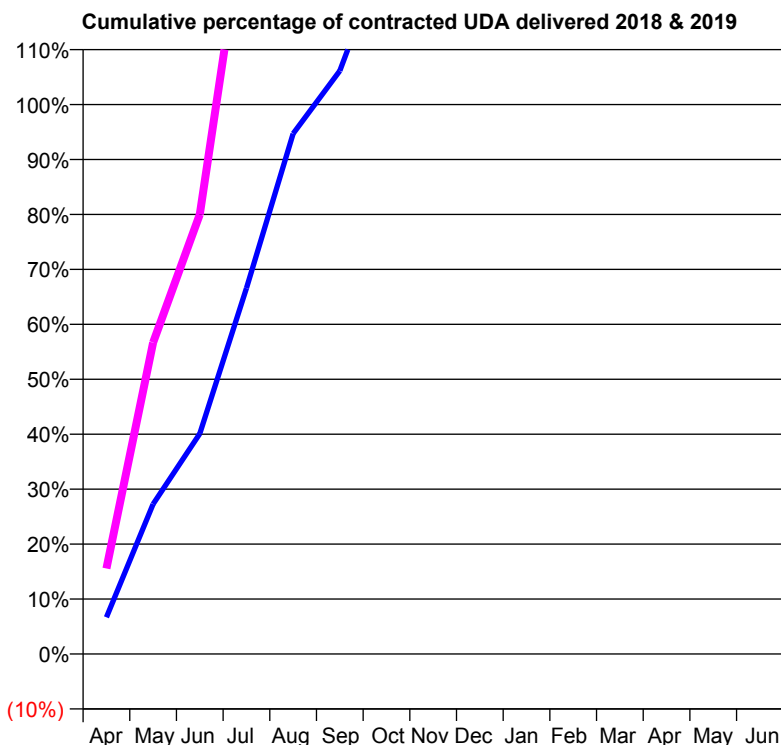
18/19 Contracted general activity (UDA)	180
Carry forward general activity (UDA)	0
18/19 Contracted orthodontic activity (UOA)	0
Carry forward orthodontic activity (UOA)	0
Baseline contract value	£13,666.53

ACCESS*

Patients seen in 24 months	Total	Change since previous quarter
Quarter ending December 2017	1,004	
Quarter ending March 2018	1,083	↑
Quarter ending June 2018	937	↓
Quarter ending September 2018	857	↓
Quarter ending December 2018	701	↓
Variance since December 2017	(30.2%)	↓



ACTIVITY



Month	Adjusted Scheduled Activity (UDA)	
	2018	2019
April	24	28
May	98	102
June	144	144
July	239	246
August	340	312
September	381	405
October	462	423
November	539	423
December	573	423
January	648	
February	780	
March	846	
April	876	
May	879	
June	879	

QUALITY

	Quantity	Base Number	Contract	AT	Region	England
% of FP17s for the same patient ID Re-attending within 3 months - Children	0	20	0.0%	10.8%	11.6%	11.8%
% of FP17s for the same patient ID Re-attending within 3 months - Adults	3	362	0.8%	14.0%	15.1%	15.6%
% of FP17s for the same patient ID Re-attending between 3 & 9 months - Children	0	20	0.0%	59.8%	59.9%	58.8%
% of FP17s for the same patient ID Re-attending between 3 & 9 months - Adults	3	362	0.8%	49.4%	52.0%	51.0%
% of FP17s for Band 1 Urgent Courses	0	355	0.0%	9.0%	8.0%	9.0%
% of FP17s Relating to Free Repair or Replacements	0	355	0.0%	0.7%	0.8%	0.8%
% of FP17s Relating to Continuations	0	355	0.0%	1.0%	0.9%	0.9%
% of Patients satisfied with the dentistry they have received	0	0	N/A	93.7%	93.6%	93.2%
% of Patients satisfied with the time they had to wait for an appointment	0	0	N/A	86.8%	88.6%	88.3%

* This is based on patients treated on this contract for their most recent course of treatment. Figures in italics indicate the base number of FP17s or Patient Questionnaire responses are less than 100. N/A is shown where the base number of responses is less than 10 during the period. % is calculated as Quantity/Base number*100

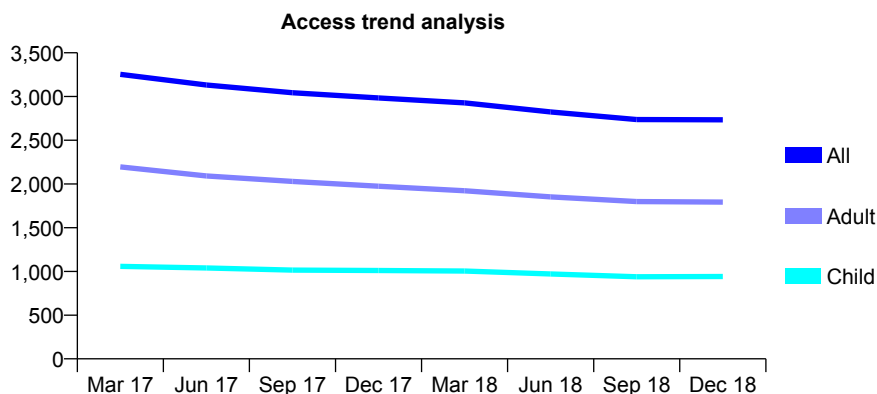
Q56 - Vital Signs At a Glance Contract Report for 138517/0001 - December 2018

Name or company name	Hampton Court Dental Centre
Contract type name	GDS Contract
Purpose of contract	General
Contract start date	01/09/2010
Contract end date	

18/19 Contracted general activity (UDA)	13,750
Carry forward general activity (UDA)	0
18/19 Contracted orthodontic activity (UOA)	0
Carry forward orthodontic activity (UOA)	0
Baseline contract value	£407,604.62

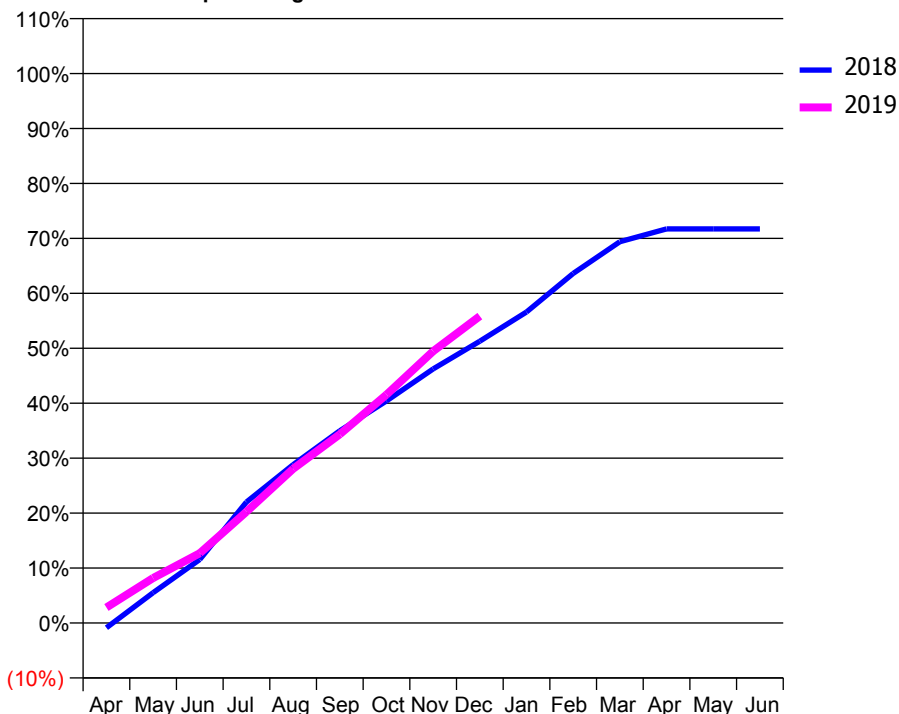
ACCESS*

Patients seen in 24 months	Total	Change since previous quarter
Quarter ending December 2017	2,984	
Quarter ending March 2018	2,927	↓
Quarter ending June 2018	2,823	↓
Quarter ending September 2018	2,737	↓
Quarter ending December 2018	2,733	→
Variance since December 2017	(8.4%)	↓



ACTIVITY

Cumulative percentage of contracted UDA delivered 2018 & 2019



Month	Adjusted Scheduled Activity (UDA)	
	2018	2019
April	-123	389
May	760	1,126
June	1,589	1,747
July	3,027	2,783
August	3,963	3,859
September	4,811	4,723
October	5,558	5,716
November	6,357	6,802
December	7,051	7,680
January	7,783	
February	8,748	
March	9,541	
April	9,860	
May	9,860	
June	9,860	

QUALITY

	Quantity	Base Number	Contract	AT	Region	England
% of FP17s for the same patient ID Re-attending within 3 months - Children	73	985	7.4%	10.8%	11.6%	11.8%
% of FP17s for the same patient ID Re-attending within 3 months - Adults	241	1,833	13.1%	14.0%	15.1%	15.6%
% of FP17s for the same patient ID Re-attending between 3 & 9 months - Children	593	985	60.2%	59.8%	59.9%	58.8%
% of FP17s for the same patient ID Re-attending between 3 & 9 months - Adults	1,008	1,833	55.0%	49.4%	52.0%	51.0%
% of FP17s for Band 1 Urgent Courses	202	2,690	7.5%	9.0%	8.0%	9.0%
% of FP17s Relating to Free Repair or Replacements	28	2,690	1.0%	0.7%	0.8%	0.8%
% of FP17s Relating to Continuations	36	2,690	1.3%	1.0%	0.9%	0.9%
% of Patients satisfied with the dentistry they have received	2	2	N/A	93.7%	93.6%	93.2%
% of Patients satisfied with the time they had to wait for an appointment	2	2	N/A	86.8%	88.6%	88.3%

* This is based on patients treated on this contract for their most recent course of treatment. Figures in italics indicate the base number of FP17s or Patient Questionnaire responses are less than 100. N/A is shown where the base number of responses is less than 10 during the period. % is calculated as Quantity/Base number*100

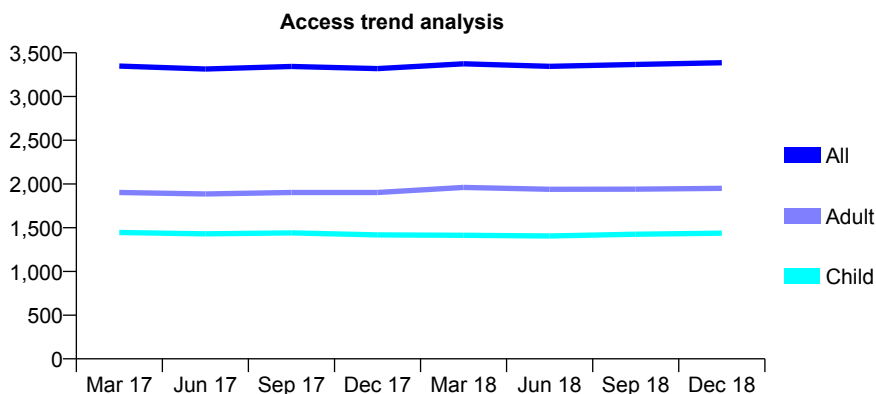
Q56 - Vital Signs At a Glance Contract Report for 138525/0001 - December 2018

Name or company name	Alvington House Dental Practice
Contract type name	GDS Contract
Purpose of contract	General
Contract start date	01/04/2011
Contract end date	

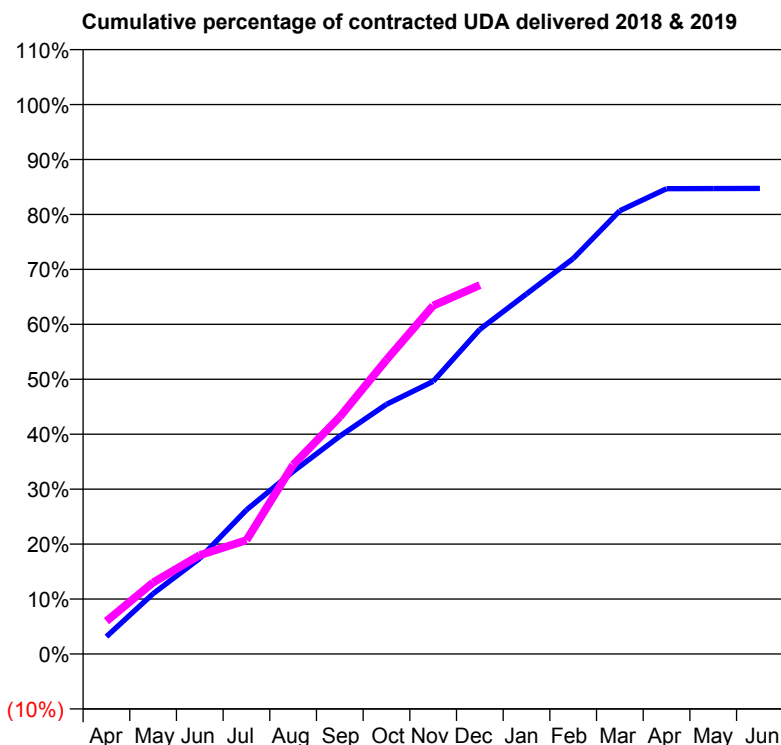
18/19 Contracted general activity (UDA)	7,855
Carry forward general activity (UDA)	0
18/19 Contracted orthodontic activity (UOA)	0
Carry forward orthodontic activity (UOA)	0
Baseline contract value	£182,027.39

ACCESS*

Patients seen in 24 months	Total	Change since previous quarter
Quarter ending December 2017	3,320	
Quarter ending March 2018	3,374	→
Quarter ending June 2018	3,345	→
Quarter ending September 2018	3,366	→
Quarter ending December 2018	3,387	→
Variance since December 2017	2.0%	↑



ACTIVITY



Month	Adjusted Scheduled Activity (UDA)	
	2018	2019
April	294	471
May	1,019	1,022
June	1,616	1,413
July	2,435	1,627
August	3,084	2,703
September	3,680	3,390
October	4,220	4,207
November	4,606	4,981
December	5,486	5,273
January	6,084	
February	6,682	
March	7,492	
April	7,863	
May	7,865	
June	7,866	

QUALITY

	Quantity	Base Number	Contract	AT	Region	England
% of FP17s for the same patient ID Re-attending within 3 months - Children	131	1,708	7.7%	10.8%	11.6%	11.8%
% of FP17s for the same patient ID Re-attending within 3 months - Adults	287	1,885	15.2%	14.0%	15.1%	15.6%
% of FP17s for the same patient ID Re-attending between 3 & 9 months - Children	1,063	1,708	62.2%	59.8%	59.9%	58.8%
% of FP17s for the same patient ID Re-attending between 3 & 9 months - Adults	1,063	1,885	56.4%	49.4%	52.0%	51.0%
% of FP17s for Band 1 Urgent Courses	247	3,374	7.3%	9.0%	8.0%	9.0%
% of FP17s Relating to Free Repair or Replacements	7	3,374	0.2%	0.7%	0.8%	0.8%
% of FP17s Relating to Continuations	4	3,374	0.1%	1.0%	0.9%	0.9%
% of Patients satisfied with the dentistry they have received	1	1	N/A	93.7%	93.6%	93.2%
% of Patients satisfied with the time they had to wait for an appointment	1	1	N/A	86.8%	88.6%	88.3%

* This is based on patients treated on this contract for their most recent course of treatment. Figures in italics indicate the base number of FP17s or Patient Questionnaire responses are less than 100. N/A is shown where the base number of responses is less than 10 during the period. % is calculated as Quantity/Base number*100

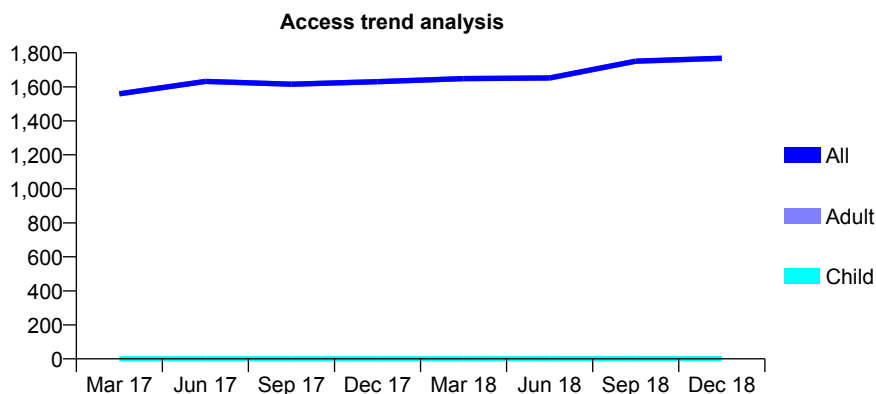
Q56 - Vital Signs At a Glance Contract Report for 138835/0001 - December 2018

Name or company name	Conrad Costa and Audrey Costa
Contract type name	GDS Contract
Purpose of contract	General
Contract start date	01/03/2013
Contract end date	

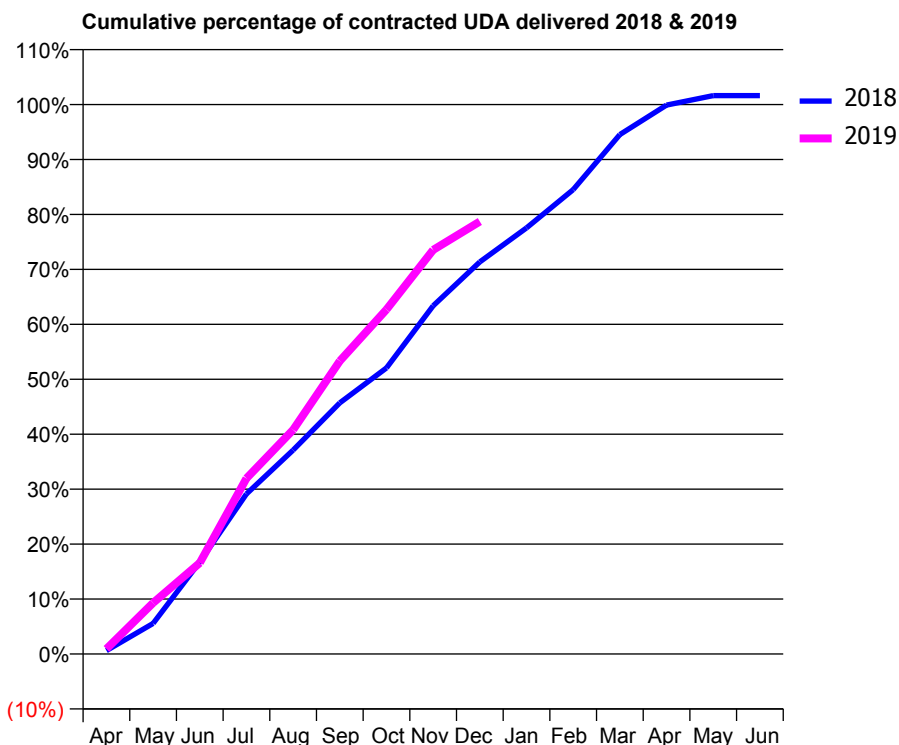
18/19 Contracted general activity (UDA)	4,718
Carry forward general activity (UDA)	0
18/19 Contracted orthodontic activity (UOA)	0
Carry forward orthodontic activity (UOA)	0
Baseline contract value	£277,848.02

ACCESS*

Patients seen in 24 months	Total	Change since previous quarter
Quarter ending December 2017	1,630	
Quarter ending March 2018	1,648	→
Quarter ending June 2018	1,652	→
Quarter ending September 2018	1,751	↑
Quarter ending December 2018	1,768	→
Variance since December 2017	8.5%	↑



ACTIVITY



Month	Adjusted Scheduled Activity (UDA)	
	2018	2019
April	29	44
May	268	439
June	804	782
July	1,397	1,509
August	1,780	1,925
September	2,192	2,515
October	2,497	2,957
November	3,038	3,470
December	3,422	3,714
January	3,719	
February	4,052	
March	4,533	
April	4,790	
May	4,872	
June	4,872	

QUALITY

	Quantity	Base Number	Contract	AT	Region	England
% of FP17s for the same patient ID Re-attending within 3 months - Children	0	1	0.0%	10.8%	11.6%	11.8%
% of FP17s for the same patient ID Re-attending within 3 months - Adults	168	1,100	15.3%	14.0%	15.1%	15.6%
% of FP17s for the same patient ID Re-attending between 3 & 9 months - Children	0	1	0.0%	59.8%	59.9%	58.8%
% of FP17s for the same patient ID Re-attending between 3 & 9 months - Adults	147	1,100	13.4%	49.4%	52.0%	51.0%
% of FP17s for Band 1 Urgent Courses	174	1,018	17.1%	9.0%	8.0%	9.0%
% of FP17s Relating to Free Repair or Replacements	21	1,018	2.1%	0.7%	0.8%	0.8%
% of FP17s Relating to Continuations	2	1,018	0.2%	1.0%	0.9%	0.9%
% of Patients satisfied with the dentistry they have received	0	0	N/A	93.7%	93.6%	93.2%
% of Patients satisfied with the time they had to wait for an appointment	0	0	N/A	86.8%	88.6%	88.3%

* This is based on patients treated on this contract for their most recent course of treatment. Figures in italics indicate the base number of FP17s or Patient Questionnaire responses are less than 100. N/A is shown where the base number of responses is less than 10 during the period. % is calculated as Quantity/Base number*100

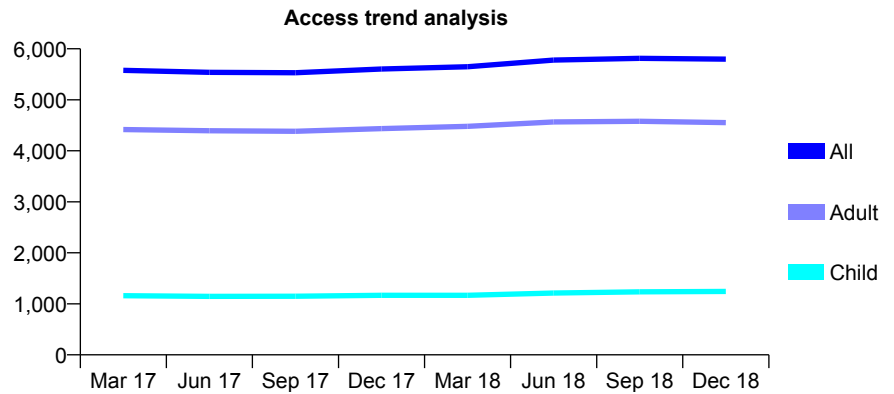
Q56 - Vital Signs At a Glance Contract Report for 139033/0001 - December 2018

Name or company name	DU TOIT & BURGER PARTNERSHIP (SUI)
Contract type name	GDS Contract
Purpose of contract	General
Contract start date	01/04/2007
Contract end date	

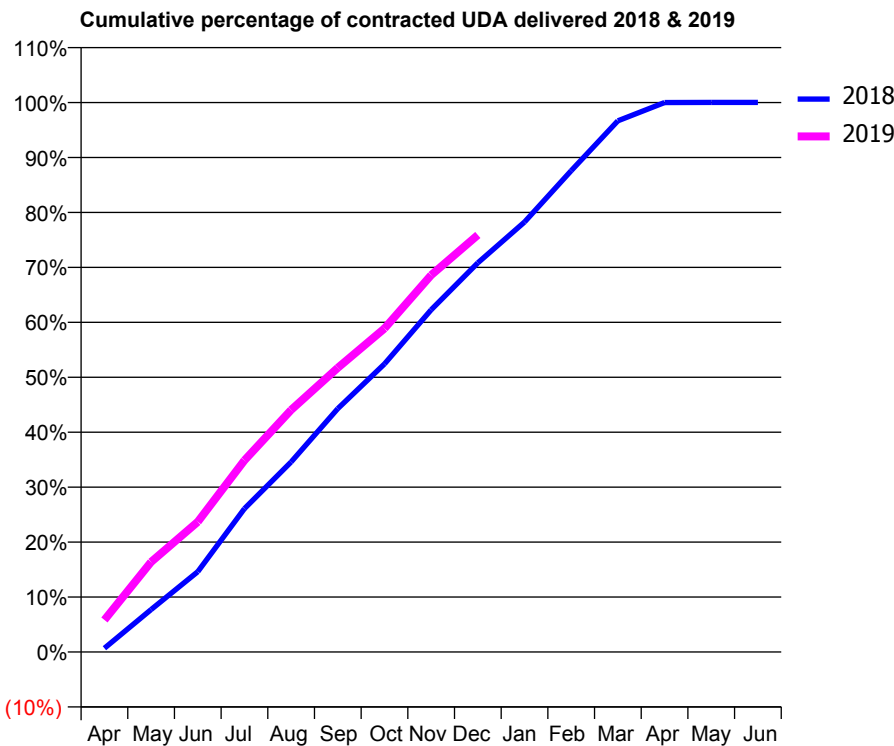
18/19 Contracted general activity (UDA)	14,425
Carry forward general activity (UDA)	-2
18/19 Contracted orthodontic activity (UOA)	0
Carry forward orthodontic activity (UOA)	0
Baseline contract value	£348,907.38

ACCESS*

Patients seen in 24 months	Total	Change since previous quarter
Quarter ending December 2017	5,604	
Quarter ending March 2018	5,649	→
Quarter ending June 2018	5,778	↑
Quarter ending September 2018	5,814	→
Quarter ending December 2018	5,797	→
Variance since December 2017	3.4%	↑



ACTIVITY



Month	Adjusted Scheduled Activity (UDA)	
	2018	2019
April	101	842
May	1,115	2,363
June	2,108	3,417
July	3,764	5,033
August	4,990	6,354
September	6,391	7,460
October	7,563	8,495
November	8,983	9,894
December	10,216	10,946
January	11,288	
February	12,637	
March	13,944	
April	14,422	
May	14,427	
June	14,427	

QUALITY

	Quantity	Base Number	Contract	AT	Region	England
% of FP17s for the same patient ID Re-attending within 3 months - Children	43	1,178	3.7%	10.8%	11.6%	11.8%
% of FP17s for the same patient ID Re-attending within 3 months - Adults	556	4,578	12.1%	14.0%	15.1%	15.6%
% of FP17s for the same patient ID Re-attending between 3 & 9 months - Children	680	1,178	57.7%	59.8%	59.9%	58.8%
% of FP17s for the same patient ID Re-attending between 3 & 9 months - Adults	2,253	4,578	49.2%	49.4%	52.0%	51.0%
% of FP17s for Band 1 Urgent Courses	331	5,516	6.0%	9.0%	8.0%	9.0%
% of FP17s Relating to Free Repair or Replacements	25	5,516	0.5%	0.7%	0.8%	0.8%
% of FP17s Relating to Continuations	161	5,516	2.9%	1.0%	0.9%	0.9%
% of Patients satisfied with the dentistry they have received	0	1	N/A	93.7%	93.6%	93.2%
% of Patients satisfied with the time they had to wait for an appointment	1	1	N/A	86.8%	88.6%	88.3%

* This is based on patients treated on this contract for their most recent course of treatment. Figures in italics indicate the base number of FP17s or Patient Questionnaire responses are less than 100. N/A is shown where the base number of responses is less than 10 during the period. % is calculated as Quantity/Base number*100

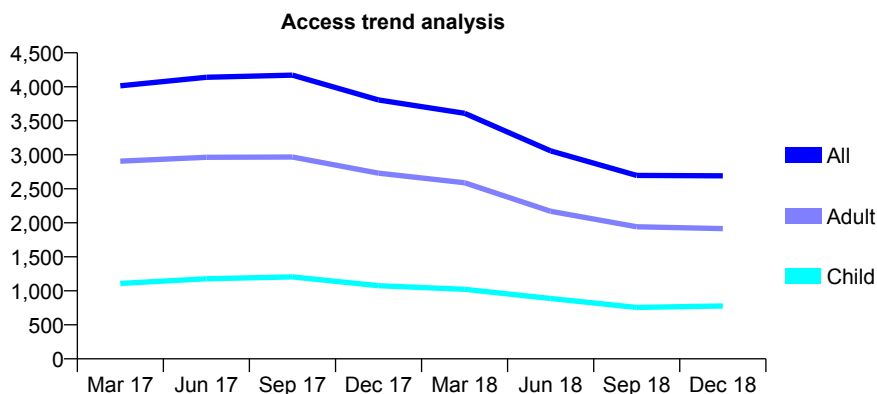
Q56 - Vital Signs At a Glance Contract Report for 139440/0001 - December 2018

Name or company name	Peirson Services Ltd
Contract type name	PDS Plus Contract
Purpose of contract	General
Contract start date	01/04/2010
Contract end date	31/03/2019

18/19 Contracted general activity (UDA)	11,000
Carry forward general activity (UDA)	-171
18/19 Contracted orthodontic activity (UOA)	0
Carry forward orthodontic activity (UOA)	0
Baseline contract value	£283,810.94

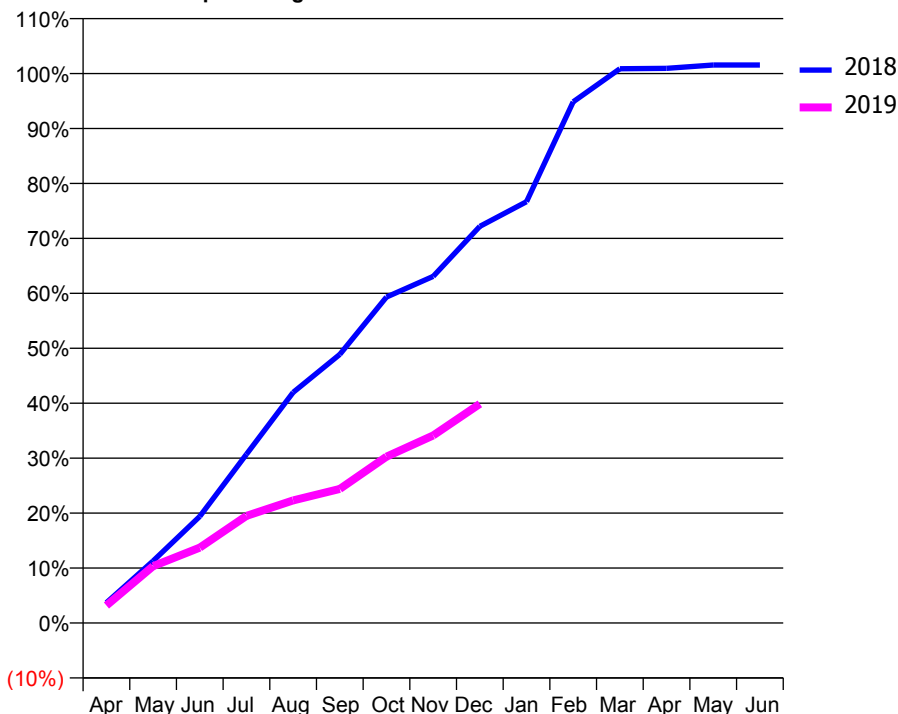
ACCESS*

Patients seen in 24 months	Total	Change since previous quarter
Quarter ending December 2017	3,806	
Quarter ending March 2018	3,611	↓
Quarter ending June 2018	3,058	↓
Quarter ending September 2018	2,698	↓
Quarter ending December 2018	2,692	→
Variance since December 2017	(29.3%)	↓



ACTIVITY

Cumulative percentage of contracted UDA delivered 2018 & 2019



Month	Adjusted Scheduled Activity (UDA)	
	2018	2019
April	407	352
May	1,242	1,138
June	2,135	1,509
July	3,379	2,146
August	4,617	2,455
September	5,378	2,684
October	6,525	3,331
November	6,939	3,754
December	7,939	4,388
January	8,434	
February	10,432	
March	11,096	
April	11,103	
May	11,171	
June	11,171	

QUALITY

	Quantity	Base Number	Contract	AT	Region	England
% of FP17s for the same patient ID Re-attending within 3 months - Children	25	476	5.3%	10.8%	11.6%	11.8%
% of FP17s for the same patient ID Re-attending within 3 months - Adults	130	1,185	11.0%	14.0%	15.1%	15.6%
% of FP17s for the same patient ID Re-attending between 3 & 9 months - Children	139	476	29.2%	59.8%	59.9%	58.8%
% of FP17s for the same patient ID Re-attending between 3 & 9 months - Adults	289	1,185	24.4%	49.4%	52.0%	51.0%
% of FP17s for Band 1 Urgent Courses	246	1,640	15.0%	9.0%	8.0%	9.0%
% of FP17s Relating to Free Repair or Replacements	9	1,640	0.5%	0.7%	0.8%	0.8%
% of FP17s Relating to Continuations	14	1,640	0.9%	1.0%	0.9%	0.9%
% of Patients satisfied with the dentistry they have received	2	2	N/A	93.7%	93.6%	93.2%
% of Patients satisfied with the time they had to wait for an appointment	2	2	N/A	86.8%	88.6%	88.3%

* This is based on patients treated on this contract for their most recent course of treatment. Figures in italics indicate the base number of FP17s or Patient Questionnaire responses are less than 100. N/A is shown where the base number of responses is less than 10 during the period. % is calculated as Quantity/Base number*100

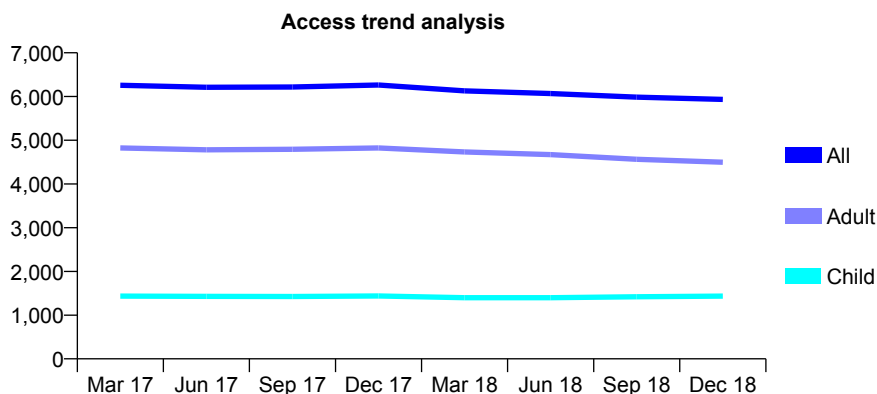
Q56 - Vital Signs At a Glance Contract Report for 139882/0001 - December 2018

Name or company name	Mr M Eyrumlu and Mr A Eyrumlu
Contract type name	GDS Contract
Purpose of contract	General
Contract start date	10/05/2014
Contract end date	

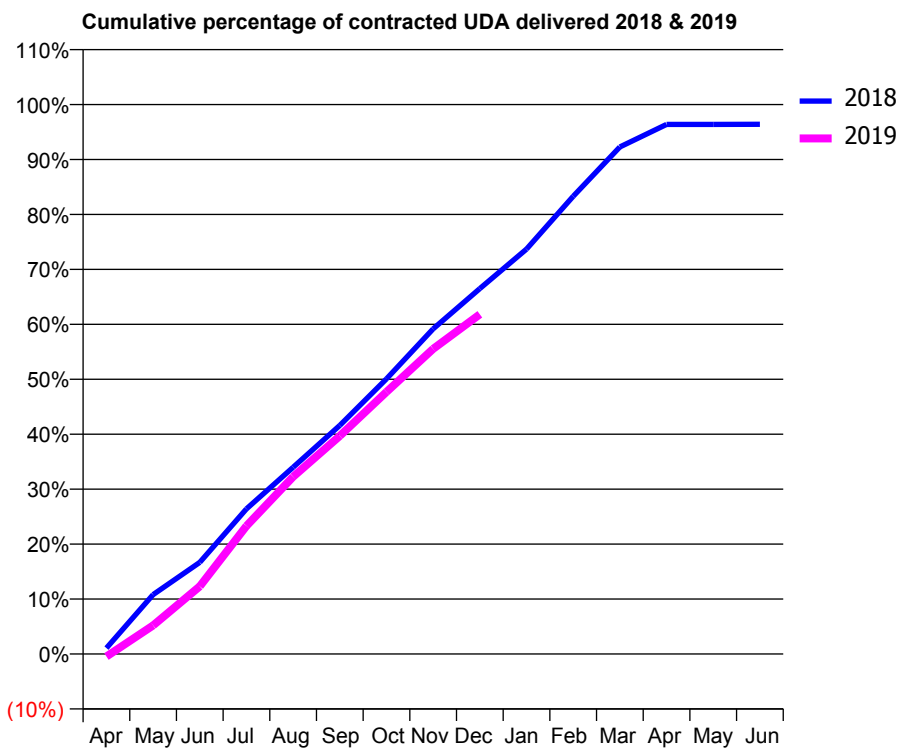
18/19 Contracted general activity (UDA)	22,000
Carry forward general activity (UDA)	793
18/19 Contracted orthodontic activity (UOA)	0
Carry forward orthodontic activity (UOA)	0
Baseline contract value	£570,875.61

ACCESS*

Patients seen in 24 months	Total	Change since previous quarter
Quarter ending December 2017	6,262	
Quarter ending March 2018	6,130	↓
Quarter ending June 2018	6,069	→
Quarter ending September 2018	5,986	↓
Quarter ending December 2018	5,934	→
Variance since December 2017	(5.2%)	↓



ACTIVITY



Month	Adjusted Scheduled Activity (UDA)	
	2018	2019
April	239	-106
May	2,377	1,144
June	3,670	2,708
July	5,812	5,128
August	7,477	7,097
September	9,154	8,734
October	11,015	10,495
November	13,017	12,217
December	14,630	13,600
January	16,213	
February	18,325	
March	20,299	
April	21,203	
May	21,205	
June	21,207	

QUALITY

	Quantity	Base Number	Contract	AT	Region	England
% of FP17s for the same patient ID Re-attending within 3 months - Children	160	1,740	9.2%	10.8%	11.6%	11.8%
% of FP17s for the same patient ID Re-attending within 3 months - Adults	560	4,852	11.5%	14.0%	15.1%	15.6%
% of FP17s for the same patient ID Re-attending between 3 & 9 months - Children	1,034	1,740	59.4%	59.8%	59.9%	58.8%
% of FP17s for the same patient ID Re-attending between 3 & 9 months - Adults	2,874	4,852	59.2%	49.4%	52.0%	51.0%
% of FP17s for Band 1 Urgent Courses	443	6,293	7.0%	9.0%	8.0%	9.0%
% of FP17s Relating to Free Repair or Replacements	134	6,293	2.1%	0.7%	0.8%	0.8%
% of FP17s Relating to Continuations	144	6,293	2.3%	1.0%	0.9%	0.9%
% of Patients satisfied with the dentistry they have received	2	2	N/A	93.7%	93.6%	93.2%
% of Patients satisfied with the time they had to wait for an appointment	2	2	N/A	86.8%	88.6%	88.3%

* This is based on patients treated on this contract for their most recent course of treatment. Figures in italics indicate the base number of FP17s or Patient Questionnaire responses are less than 100. N/A is shown where the base number of responses is less than 10 during the period. % is calculated as Quantity/Base number*100

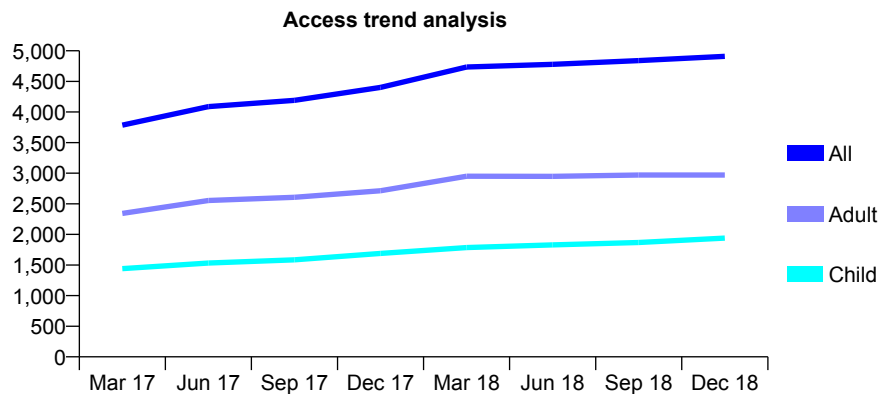
Q56 - Vital Signs At a Glance Contract Report for 140708/0001 - December 2018

Name or company name	Bretton Dental Clinic Partnership
Contract type name	GDS Contract
Purpose of contract	General
Contract start date	01/12/2014
Contract end date	

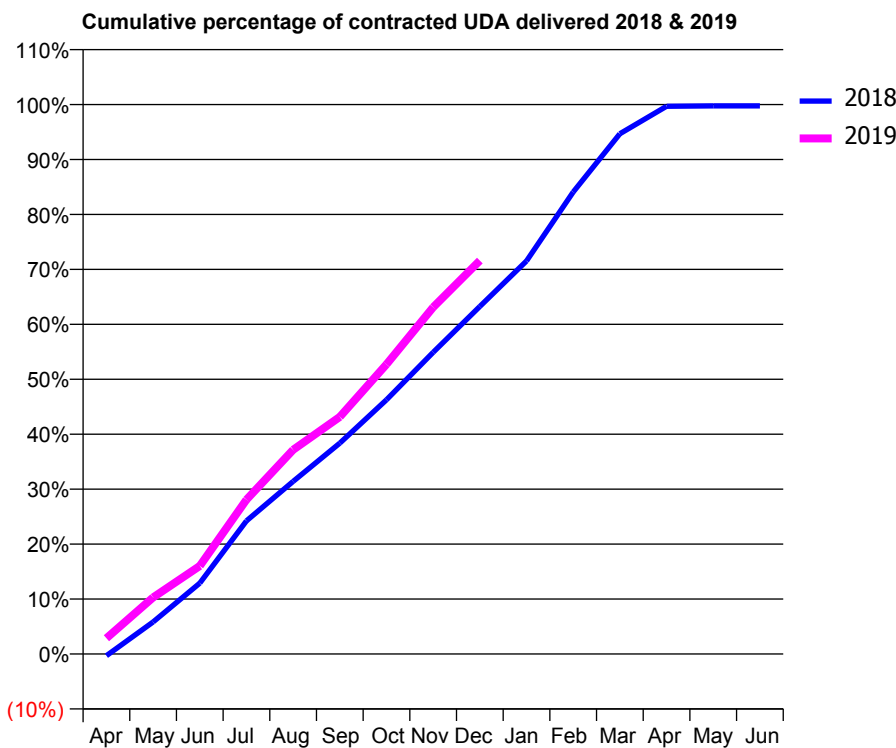
18/19 Contracted general activity (UDA)	12,034
Carry forward general activity (UDA)	31
18/19 Contracted orthodontic activity (UOA)	0
Carry forward orthodontic activity (UOA)	0
Baseline contract value	£307,987.38

ACCESS*

Patients seen in 24 months	Total	Change since previous quarter
Quarter ending December 2017	4,403	
Quarter ending March 2018	4,736	↑
Quarter ending June 2018	4,778	→
Quarter ending September 2018	4,840	→
Quarter ending December 2018	4,910	→
Variance since December 2017	11.5%	↑



ACTIVITY



Month	Adjusted Scheduled Activity (UDA)	
	2018	2019
April	-42	345
May	749	1,241
June	1,653	1,928
July	3,104	3,381
August	4,027	4,472
September	4,918	5,192
October	5,929	6,345
November	7,037	7,595
December	8,105	8,616
January	9,166	
February	10,773	
March	12,133	
April	12,772	
May	12,783	
June	12,783	

QUALITY

	Quantity	Base Number	Contract	AT	Region	England
% of FP17s for the same patient ID Re-attending within 3 months - Children	137	2,094	6.5%	10.8%	11.6%	11.8%
% of FP17s for the same patient ID Re-attending within 3 months - Adults	354	1,918	18.5%	14.0%	15.1%	15.6%
% of FP17s for the same patient ID Re-attending between 3 & 9 months - Children	1,201	2,094	57.4%	59.8%	59.9%	58.8%
% of FP17s for the same patient ID Re-attending between 3 & 9 months - Adults	846	1,918	44.1%	49.4%	52.0%	51.0%
% of FP17s for Band 1 Urgent Courses	331	3,710	8.9%	9.0%	8.0%	9.0%
% of FP17s Relating to Free Repair or Replacements	3	3,710	0.1%	0.7%	0.8%	0.8%
% of FP17s Relating to Continuations	1	3,710	0.0%	1.0%	0.9%	0.9%
% of Patients satisfied with the dentistry they have received	0	0	N/A	93.7%	93.6%	93.2%
% of Patients satisfied with the time they had to wait for an appointment	0	0	N/A	86.8%	88.6%	88.3%

* This is based on patients treated on this contract for their most recent course of treatment. Figures in italics indicate the base number of FP17s or Patient Questionnaire responses are less than 100. N/A is shown where the base number of responses is less than 10 during the period. % is calculated as Quantity/Base number*100

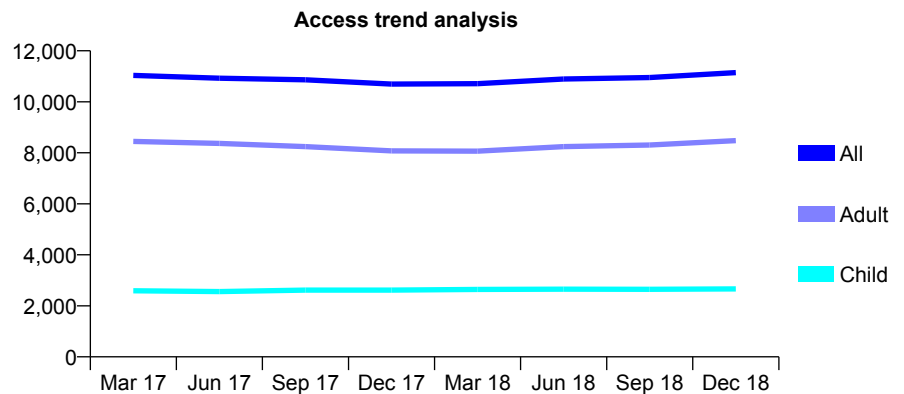
Q56 - Vital Signs At a Glance Contract Report for 141062/0001 - December 2018

Name or company name	Taverham Dental Health Clinic Limited
Contract type name	GDS Contract
Purpose of contract	General
Contract start date	01/02/2012
Contract end date	

18/19 Contracted general activity (UDA)	37,140
Carry forward general activity (UDA)	0
18/19 Contracted orthodontic activity (UOA)	0
Carry forward orthodontic activity (UOA)	0
Baseline contract value	£947,687.35

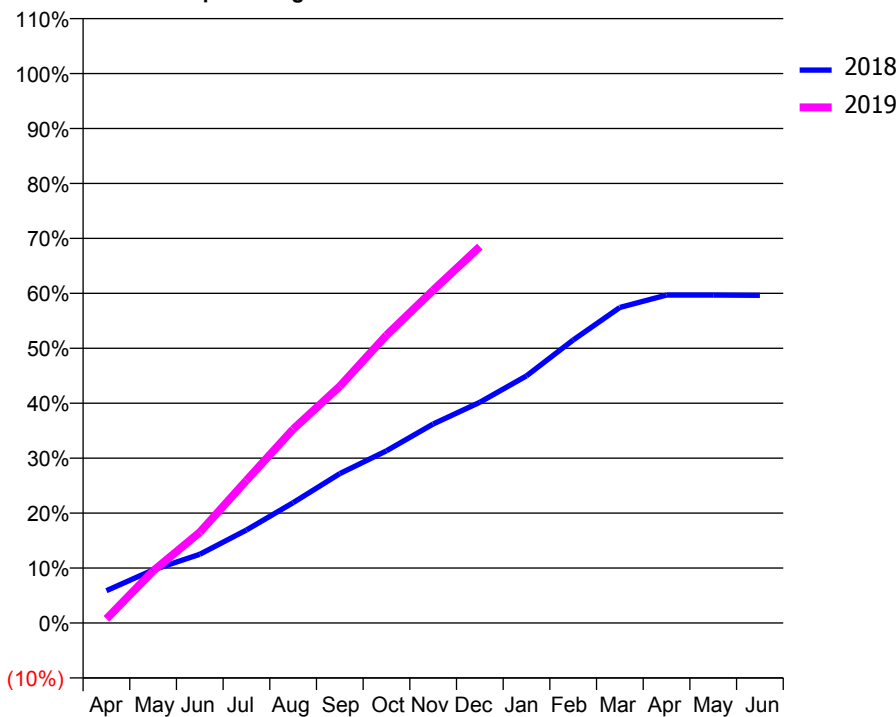
ACCESS*

Patients seen in 24 months	Total	Change since previous quarter
Quarter ending December 2017	10,693	
Quarter ending March 2018	10,710	→
Quarter ending June 2018	10,895	→
Quarter ending September 2018	10,953	→
Quarter ending December 2018	11,143	→
Variance since December 2017	4.2%	↑



ACTIVITY

Cumulative percentage of contracted UDA delivered 2018 & 2019



Month	Adjusted Scheduled Activity (UDA)	
	2018	2019
April	2,187	279
May	3,593	3,523
June	4,649	6,134
July	6,285	9,637
August	8,130	13,102
September	10,097	16,000
October	11,637	19,458
November	13,456	22,490
December	14,921	25,439
January	16,702	
February	19,127	
March	21,325	
April	22,165	
May	22,164	
June	22,147	

QUALITY

	Quantity	Base Number	Contract	AT	Region	England
% of FP17s for the same patient ID Re-attending within 3 months - Children	186	3,051	6.1%	10.8%	11.6%	11.8%
% of FP17s for the same patient ID Re-attending within 3 months - Adults	953	9,177	10.4%	14.0%	15.1%	15.6%
% of FP17s for the same patient ID Re-attending between 3 & 9 months - Children	1,867	3,051	61.2%	59.8%	59.9%	58.8%
% of FP17s for the same patient ID Re-attending between 3 & 9 months - Adults	4,164	9,177	45.4%	49.4%	52.0%	51.0%
% of FP17s for Band 1 Urgent Courses	780	11,808	6.6%	9.0%	8.0%	9.0%
% of FP17s Relating to Free Repair or Replacements	43	11,808	0.4%	0.7%	0.8%	0.8%
% of FP17s Relating to Continuations	151	11,808	1.3%	1.0%	0.9%	0.9%
% of Patients satisfied with the dentistry they have received	9	10	90.0%	93.7%	93.6%	93.2%
% of Patients satisfied with the time they had to wait for an appointment	9	10	90.0%	86.8%	88.6%	88.3%

* This is based on patients treated on this contract for their most recent course of treatment. Figures in italics indicate the base number of FP17s or Patient Questionnaire responses are less than 100. N/A is shown where the base number of responses is less than 10 during the period. % is calculated as Quantity/Base number*100

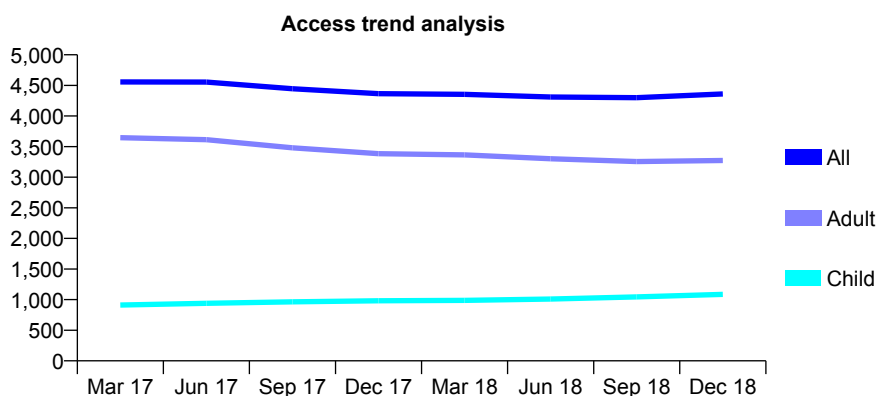
Q56 - Vital Signs At a Glance Contract Report for 143391/0001 - December 2018

Name or company name	Dr J Sherer and Dr L Levin
Contract type name	GDS Contract
Purpose of contract	General
Contract start date	01/02/2011
Contract end date	

18/19 Contracted general activity (UDA)	9,634
Carry forward general activity (UDA)	14
18/19 Contracted orthodontic activity (UOA)	0
Carry forward orthodontic activity (UOA)	0
Baseline contract value	£270,110.45

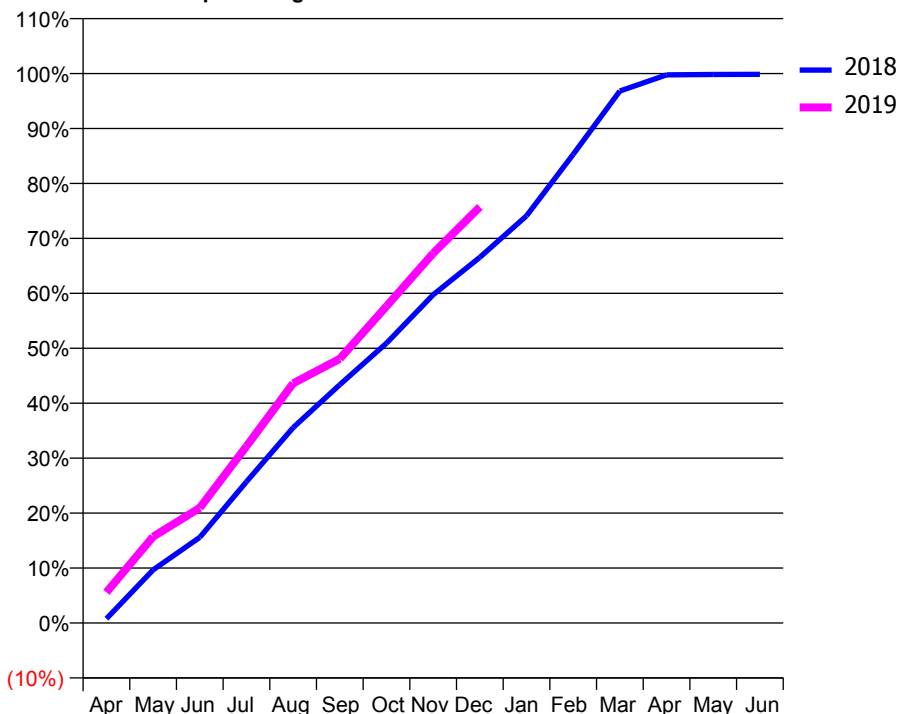
ACCESS*

Patients seen in 24 months	Total	Change since previous quarter
Quarter ending December 2017	4,365	
Quarter ending March 2018	4,353	→
Quarter ending June 2018	4,311	→
Quarter ending September 2018	4,300	→
Quarter ending December 2018	4,361	→
Variance since December 2017	(0.1%)	→



ACTIVITY

Cumulative percentage of contracted UDA delivered 2018 & 2019



Month	Adjusted Scheduled Activity (UDA)	
	2018	2019
April	77	540
May	931	1,513
June	1,502	2,019
July	2,477	3,098
August	3,426	4,203
September	4,178	4,632
October	4,906	5,554
November	5,755	6,481
December	6,411	7,295
January	7,139	
February	8,216	
March	9,326	
April	9,609	
May	9,618	
June	9,620	

QUALITY

	Quantity	Base Number	Contract	AT	Region	England
% of FP17s for the same patient ID Re-attending within 3 months - Children	97	1,366	7.1%	10.8%	11.6%	11.8%
% of FP17s for the same patient ID Re-attending within 3 months - Adults	459	3,497	13.1%	14.0%	15.1%	15.6%
% of FP17s for the same patient ID Re-attending between 3 & 9 months - Children	863	1,366	63.2%	59.8%	59.9%	58.8%
% of FP17s for the same patient ID Re-attending between 3 & 9 months - Adults	2,141	3,497	61.2%	49.4%	52.0%	51.0%
% of FP17s for Band 1 Urgent Courses	387	4,730	8.2%	9.0%	8.0%	9.0%
% of FP17s Relating to Free Repair or Replacements	6	4,730	0.1%	0.7%	0.8%	0.8%
% of FP17s Relating to Continuations	90	4,730	1.9%	1.0%	0.9%	0.9%
% of Patients satisfied with the dentistry they have received	0	0	N/A	93.7%	93.6%	93.2%
% of Patients satisfied with the time they had to wait for an appointment	0	0	N/A	86.8%	88.6%	88.3%

* This is based on patients treated on this contract for their most recent course of treatment. Figures in italics indicate the base number of FP17s or Patient Questionnaire responses are less than 100. N/A is shown where the base number of responses is less than 10 during the period. % is calculated as Quantity/Base number*100

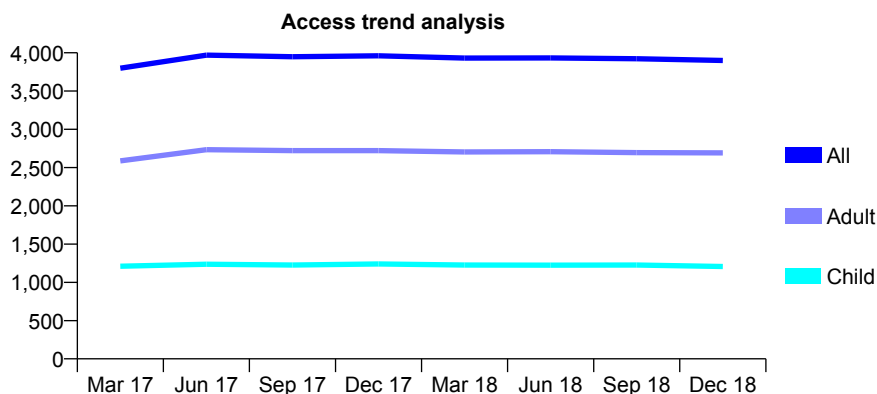
Q56 - Vital Signs At a Glance Contract Report for 144487/0001 - December 2018

Name or company name	The Old Grammer School Dental Surgery
Contract type name	GDS Contract
Purpose of contract	General
Contract start date	01/07/2015
Contract end date	

18/19 Contracted general activity (UDA)	10,000
Carry forward general activity (UDA)	5
18/19 Contracted orthodontic activity (UOA)	0
Carry forward orthodontic activity (UOA)	0
Baseline contract value	£259,190.90

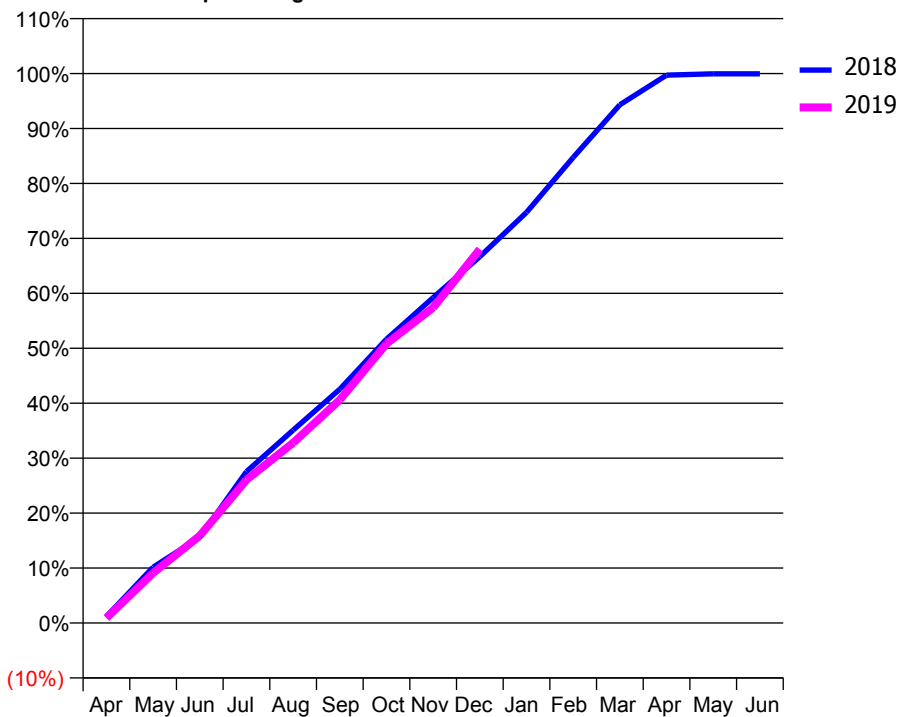
ACCESS*

Patients seen in 24 months	Total	Change since previous quarter
Quarter ending December 2017	3,961	
Quarter ending March 2018	3,931	→
Quarter ending June 2018	3,933	→
Quarter ending September 2018	3,923	→
Quarter ending December 2018	3,899	→
Variance since December 2017	(1.6%)	↓



ACTIVITY

Cumulative percentage of contracted UDA delivered 2018 & 2019



Month	Adjusted Scheduled Activity (UDA)	
	2018	2019
April	120	90
May	1,016	911
June	1,562	1,589
July	2,756	2,606
August	3,511	3,280
September	4,256	4,060
October	5,165	5,082
November	5,921	5,741
December	6,668	6,804
January	7,473	
February	8,472	
March	9,431	
April	9,969	
May	9,995	
June	9,995	

QUALITY

	Quantity	Base Number	Contract	AT	Region	England
% of FP17s for the same patient ID Re-attending within 3 months - Children	102	1,437	7.1%	10.8%	11.6%	11.8%
% of FP17s for the same patient ID Re-attending within 3 months - Adults	530	3,272	16.2%	14.0%	15.1%	15.6%
% of FP17s for the same patient ID Re-attending between 3 & 9 months - Children	996	1,437	69.3%	59.8%	59.9%	58.8%
% of FP17s for the same patient ID Re-attending between 3 & 9 months - Adults	2,115	3,272	64.6%	49.4%	52.0%	51.0%
% of FP17s for Band 1 Urgent Courses	242	4,322	5.6%	9.0%	8.0%	9.0%
% of FP17s Relating to Free Repair or Replacements	50	4,322	1.2%	0.7%	0.8%	0.8%
% of FP17s Relating to Continuations	35	4,322	0.8%	1.0%	0.9%	0.9%
% of Patients satisfied with the dentistry they have received	0	0	N/A	93.7%	93.6%	93.2%
% of Patients satisfied with the time they had to wait for an appointment	0	0	N/A	86.8%	88.6%	88.3%

* This is based on patients treated on this contract for their most recent course of treatment. Figures in italics indicate the base number of FP17s or Patient Questionnaire responses are less than 100. N/A is shown where the base number of responses is less than 10 during the period. % is calculated as Quantity/Base number*100

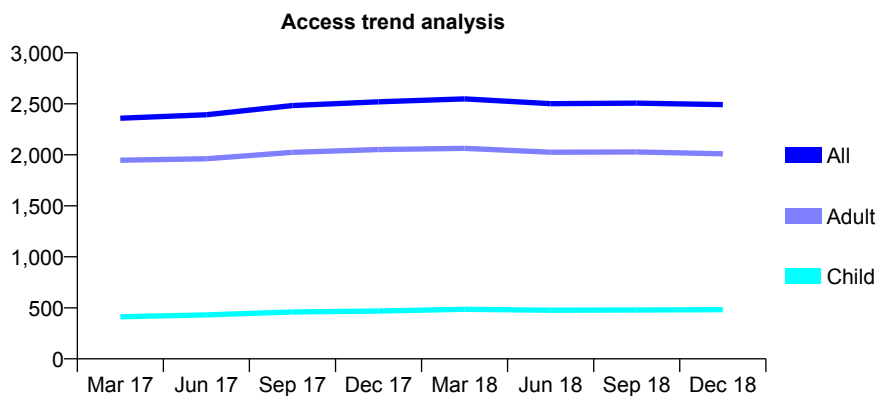
Q56 - Vital Signs At a Glance Contract Report for 145297/0001 - December 2018

Name or company name	Ms Teresa Kleinhans
Contract type name	GDS Contract
Purpose of contract	General
Contract start date	01/04/2012
Contract end date	

18/19 Contracted general activity (UDA)	6,737
Carry forward general activity (UDA)	-45
18/19 Contracted orthodontic activity (UOA)	0
Carry forward orthodontic activity (UOA)	0
Baseline contract value	£170,576.61

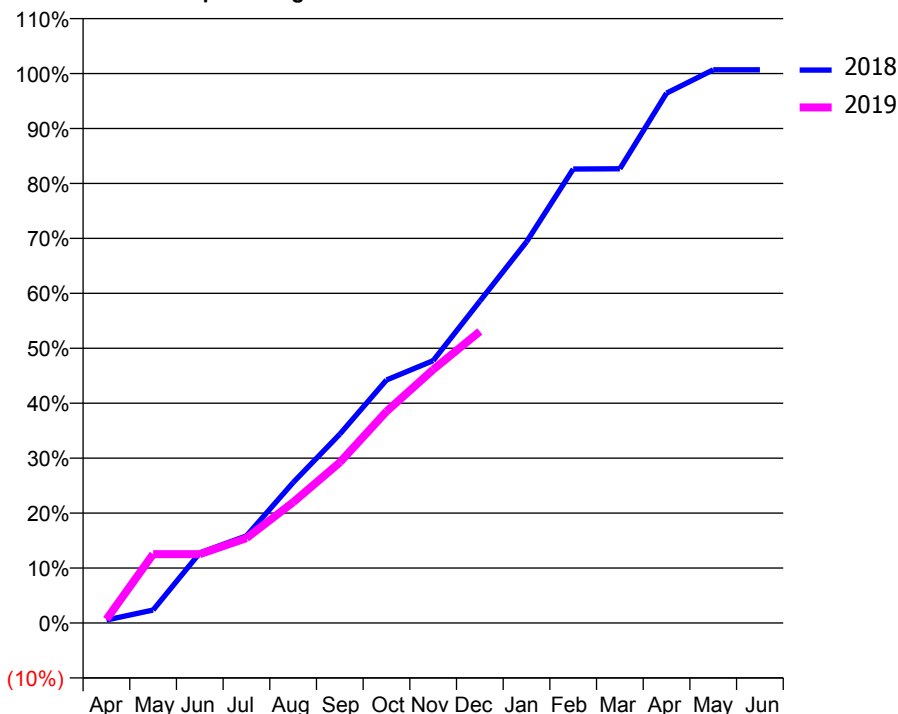
ACCESS*

Patients seen in 24 months	Total	Change since previous quarter
Quarter ending December 2017	2,520	
Quarter ending March 2018	2,549	→
Quarter ending June 2018	2,501	↓
Quarter ending September 2018	2,507	→
Quarter ending December 2018	2,492	→
Variance since December 2017	(1.1%)	↓



ACTIVITY

Cumulative percentage of contracted UDA delivered 2018 & 2019



Month	Adjusted Scheduled Activity (UDA)	
	2018	2019
April	37	45
May	159	845
June	859	845
July	1,069	1,040
August	1,722	1,481
September	2,316	1,970
October	2,979	2,594
November	3,217	3,107
December	3,946	3,575
January	4,673	
February	5,566	
March	5,569	
April	6,496	
May	6,782	
June	6,782	

QUALITY

	Quantity	Base Number	Contract	AT	Region	England
% of FP17s for the same patient ID Re-attending within 3 months - Children	41	520	7.9%	10.8%	11.6%	11.8%
% of FP17s for the same patient ID Re-attending within 3 months - Adults	203	1,904	10.7%	14.0%	15.1%	15.6%
% of FP17s for the same patient ID Re-attending between 3 & 9 months - Children	285	520	54.8%	59.8%	59.9%	58.8%
% of FP17s for the same patient ID Re-attending between 3 & 9 months - Adults	863	1,904	45.3%	49.4%	52.0%	51.0%
% of FP17s for Band 1 Urgent Courses	101	1,973	5.1%	9.0%	8.0%	9.0%
% of FP17s Relating to Free Repair or Replacements	8	1,973	0.4%	0.7%	0.8%	0.8%
% of FP17s Relating to Continuations	7	1,973	0.4%	1.0%	0.9%	0.9%
% of Patients satisfied with the dentistry they have received	3	3	N/A	93.7%	93.6%	93.2%
% of Patients satisfied with the time they had to wait for an appointment	3	3	N/A	86.8%	88.6%	88.3%

* This is based on patients treated on this contract for their most recent course of treatment. Figures in italics indicate the base number of FP17s or Patient Questionnaire responses are less than 100. N/A is shown where the base number of responses is less than 10 during the period. % is calculated as Quantity/Base number*100

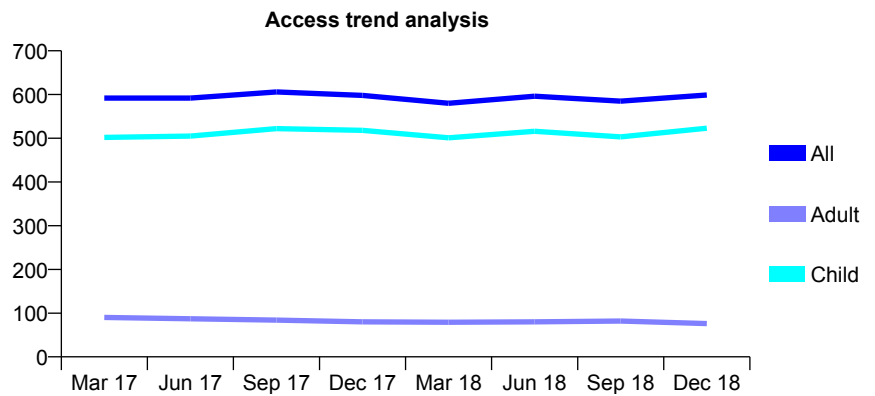
Q56 - Vital Signs At a Glance Contract Report for 145300/0002 - December 2018

Name or company name	The Hollies Dental Practice
Contract type name	GDS Contract
Purpose of contract	General
Contract start date	01/11/2007
Contract end date	

18/19 Contracted general activity (UDA)	1,067
Carry forward general activity (UDA)	0
18/19 Contracted orthodontic activity (UOA)	0
Carry forward orthodontic activity (UOA)	0
Baseline contract value	£49,869.97

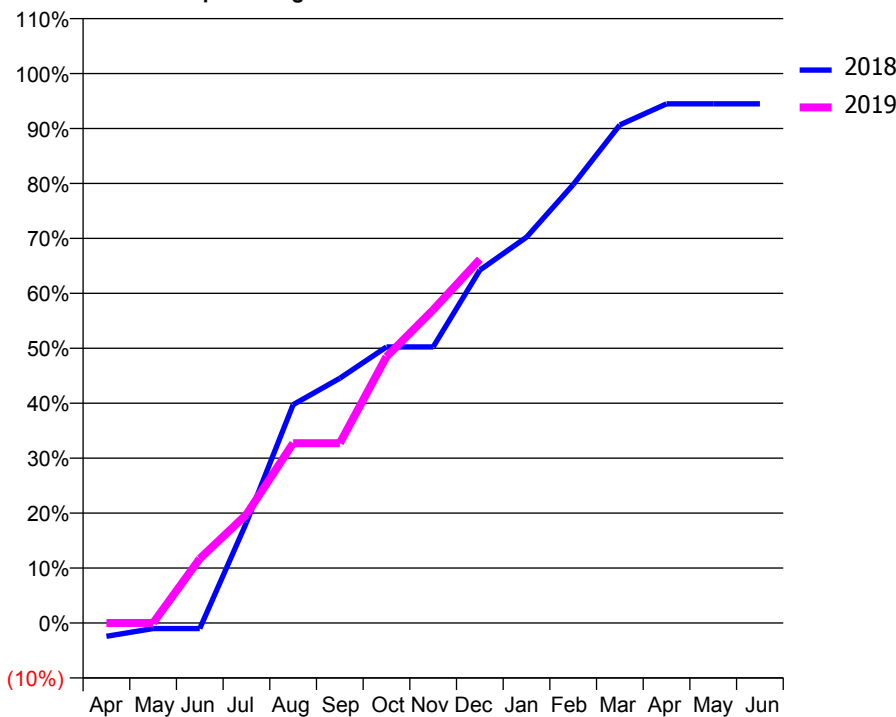
ACCESS*

Patients seen in 24 months	Total	Change since previous quarter
Quarter ending December 2017	598	
Quarter ending March 2018	580	↓
Quarter ending June 2018	596	↑
Quarter ending September 2018	585	↓
Quarter ending December 2018	599	↑
Variance since December 2017	0.2%	→



ACTIVITY

Cumulative percentage of contracted UDA delivered 2018 & 2019



Month	Adjusted Scheduled Activity (UDA)	
	2018	2019
April	-26	0
May	-11	0
June	-11	125
July	195	211
August	424	349
September	475	349
October	536	517
November	536	608
December	685	706
January	749	
February	851	
March	967	
April	1,008	
May	1,008	
June	1,008	

QUALITY

	Quantity	Base Number	Contract	AT	Region	England
% of FP17s for the same patient ID Re-attending within 3 months - Children	34	558	6.1%	10.8%	11.6%	11.8%
% of FP17s for the same patient ID Re-attending within 3 months - Adults	0	28	0.0%	14.0%	15.1%	15.6%
% of FP17s for the same patient ID Re-attending between 3 & 9 months - Children	308	558	55.2%	59.8%	59.9%	58.8%
% of FP17s for the same patient ID Re-attending between 3 & 9 months - Adults	22	28	78.6%	49.4%	52.0%	51.0%
% of FP17s for Band 1 Urgent Courses	1	545	0.2%	9.0%	8.0%	9.0%
% of FP17s Relating to Free Repair or Replacements	0	545	0.0%	0.7%	0.8%	0.8%
% of FP17s Relating to Continuations	0	545	0.0%	1.0%	0.9%	0.9%
% of Patients satisfied with the dentistry they have received	0	0	N/A	93.7%	93.6%	93.2%
% of Patients satisfied with the time they had to wait for an appointment	0	0	N/A	86.8%	88.6%	88.3%

* This is based on patients treated on this contract for their most recent course of treatment. Figures in italics indicate the base number of FP17s or Patient Questionnaire responses are less than 100. N/A is shown where the base number of responses is less than 10 during the period. % is calculated as Quantity/Base number*100

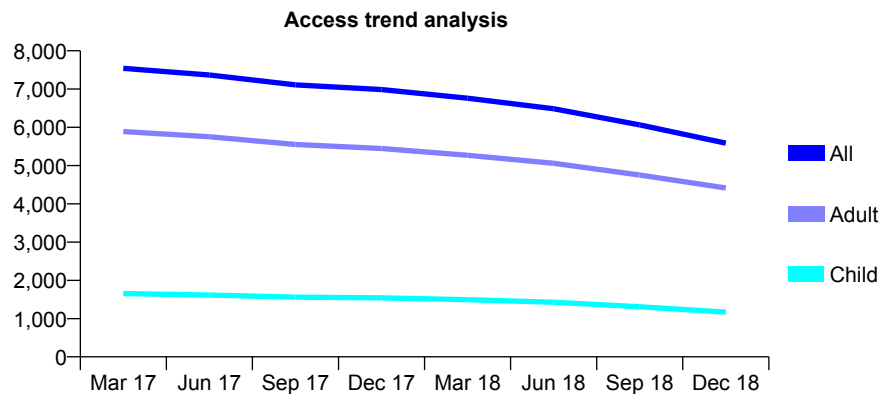
Q56 - Vital Signs At a Glance Contract Report for 145904/0001 - December 2018

Name or company name	St Mary Dental Practice
Contract type name	GDS Contract
Purpose of contract	General
Contract start date	01/12/2010
Contract end date	

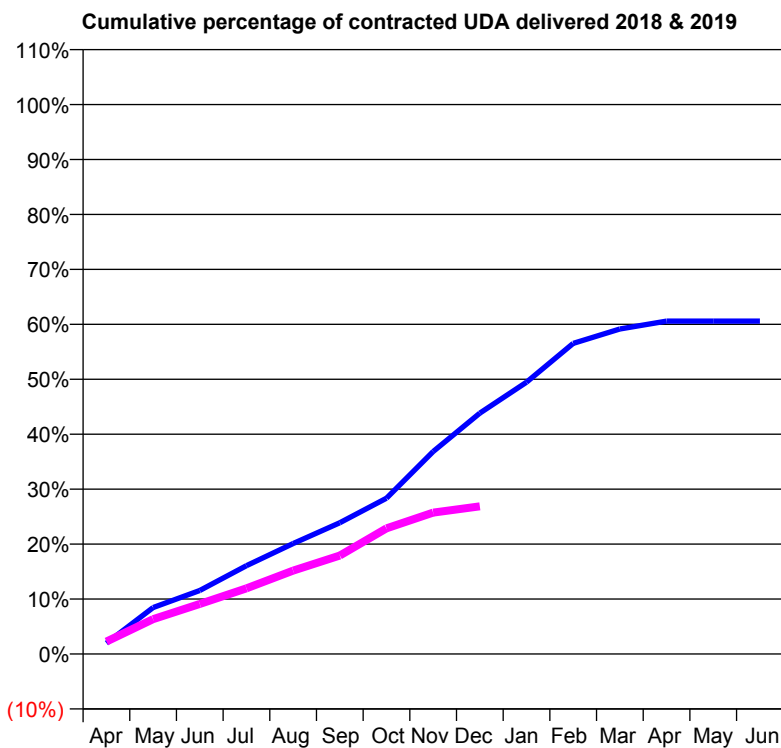
18/19 Contracted general activity (UDA)	20,907
Carry forward general activity (UDA)	0
18/19 Contracted orthodontic activity (UOA)	0
Carry forward orthodontic activity (UOA)	0
Baseline contract value	£522,358.01

ACCESS*

Patients seen in 24 months	Total	Change since previous quarter
Quarter ending December 2017	6,988	
Quarter ending March 2018	6,762	↓
Quarter ending June 2018	6,485	↓
Quarter ending September 2018	6,063	↓
Quarter ending December 2018	5,587	↓
Variance since December 2017	(20.0%)	↓



ACTIVITY



Month	Adjusted Scheduled Activity (UDA)	
	2018	2019
April	413	472
May	1,770	1,329
June	2,420	1,907
July	3,363	2,500
August	4,205	3,174
September	4,995	3,745
October	5,927	4,781
November	7,704	5,379
December	9,164	5,617
January	10,344	
February	11,819	
March	12,366	
April	12,664	
May	12,664	
June	12,664	

QUALITY

	Quantity	Base Number	Contract	AT	Region	England
% of FP17s for the same patient ID Re-attending within 3 months - Children	36	664	5.4%	10.8%	11.6%	11.8%
% of FP17s for the same patient ID Re-attending within 3 months - Adults	362	2,500	14.5%	14.0%	15.1%	15.6%
% of FP17s for the same patient ID Re-attending between 3 & 9 months - Children	260	664	39.2%	59.8%	59.9%	58.8%
% of FP17s for the same patient ID Re-attending between 3 & 9 months - Adults	849	2,500	34.0%	49.4%	52.0%	51.0%
% of FP17s for Band 1 Urgent Courses	546	3,011	18.1%	9.0%	8.0%	9.0%
% of FP17s Relating to Free Repair or Replacements	15	3,011	0.5%	0.7%	0.8%	0.8%
% of FP17s Relating to Continuations	42	3,011	1.4%	1.0%	0.9%	0.9%
% of Patients satisfied with the dentistry they have received	2	3	N/A	93.7%	93.6%	93.2%
% of Patients satisfied with the time they had to wait for an appointment	2	3	N/A	86.8%	88.6%	88.3%

* This is based on patients treated on this contract for their most recent course of treatment. Figures in italics indicate the base number of FP17s or Patient Questionnaire responses are less than 100. N/A is shown where the base number of responses is less than 10 during the period. % is calculated as Quantity/Base number*100

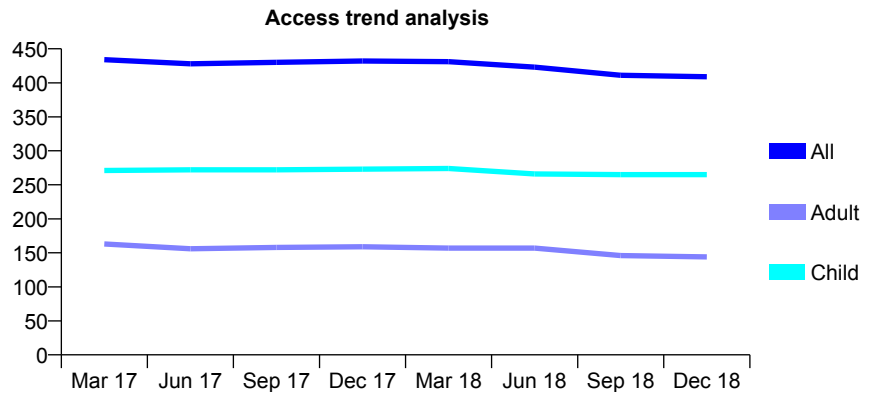
Q56 - Vital Signs At a Glance Contract Report for 147052/0001 - December 2018

Name or company name	Matley Dental Surgery
Contract type name	GDS Contract
Purpose of contract	General
Contract start date	01/04/2009
Contract end date	

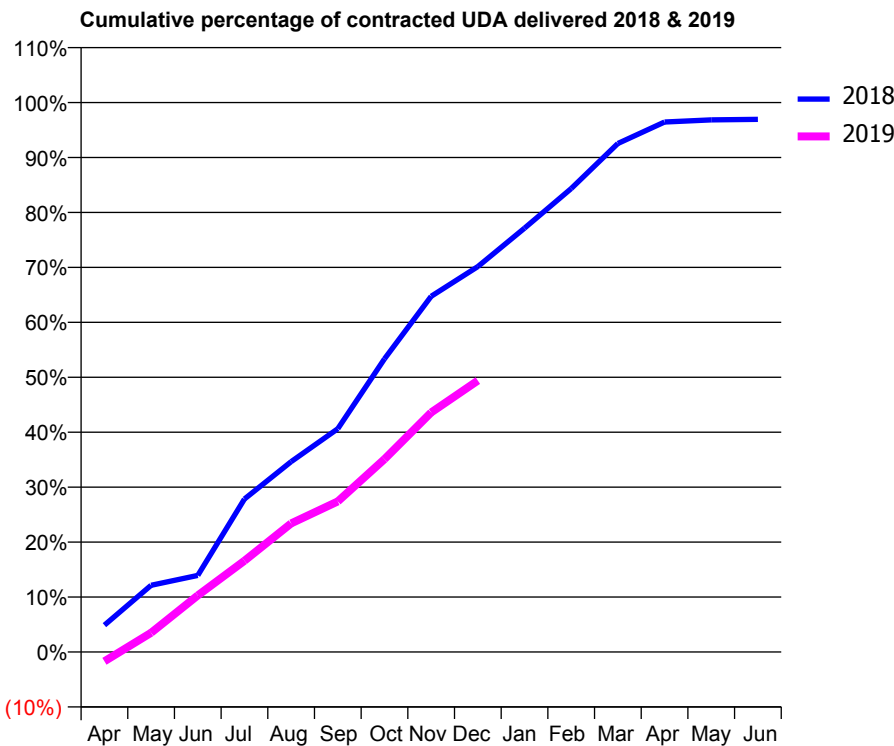
18/19 Contracted general activity (UDA)	1,000
Carry forward general activity (UDA)	31
18/19 Contracted orthodontic activity (UOA)	0
Carry forward orthodontic activity (UOA)	0
Baseline contract value	£24,128.05

ACCESS*

Patients seen in 24 months	Total	Change since previous quarter
Quarter ending December 2017	432	
Quarter ending March 2018	431	→
Quarter ending June 2018	423	↓
Quarter ending September 2018	411	↓
Quarter ending December 2018	409	→
Variance since December 2017	(5.3%)	↓



ACTIVITY



Adjusted Scheduled Activity (UDA)		
Month	2018	2019
April	49	-17
May	121	35
June	139	103
July	278	166
August	346	234
September	406	274
October	533	351
November	647	436
December	701	494
January	771	
February	843	
March	925	
April	964	
May	968	
June	969	

QUALITY

	Quantity	Base Number	Contract	AT	Region	England
% of FP17s for the same patient ID Re-attending within 3 months - Children	10	270	3.7%	10.8%	11.6%	11.8%
% of FP17s for the same patient ID Re-attending within 3 months - Adults	19	111	17.1%	14.0%	15.1%	15.6%
% of FP17s for the same patient ID Re-attending between 3 & 9 months - Children	134	270	49.6%	59.8%	59.9%	58.8%
% of FP17s for the same patient ID Re-attending between 3 & 9 months - Adults	54	111	48.6%	49.4%	52.0%	51.0%
% of FP17s for Band 1 Urgent Courses	0	358	0.0%	9.0%	8.0%	9.0%
% of FP17s Relating to Free Repair or Replacements	0	358	0.0%	0.7%	0.8%	0.8%
% of FP17s Relating to Continuations	10	358	2.8%	1.0%	0.9%	0.9%
% of Patients satisfied with the dentistry they have received	0	0	N/A	93.7%	93.6%	93.2%
% of Patients satisfied with the time they had to wait for an appointment	0	0	N/A	86.8%	88.6%	88.3%

* This is based on patients treated on this contract for their most recent course of treatment. Figures in italics indicate the base number of FP17s or Patient Questionnaire responses are less than 100. N/A is shown where the base number of responses is less than 10 during the period. % is calculated as Quantity/Base number*100

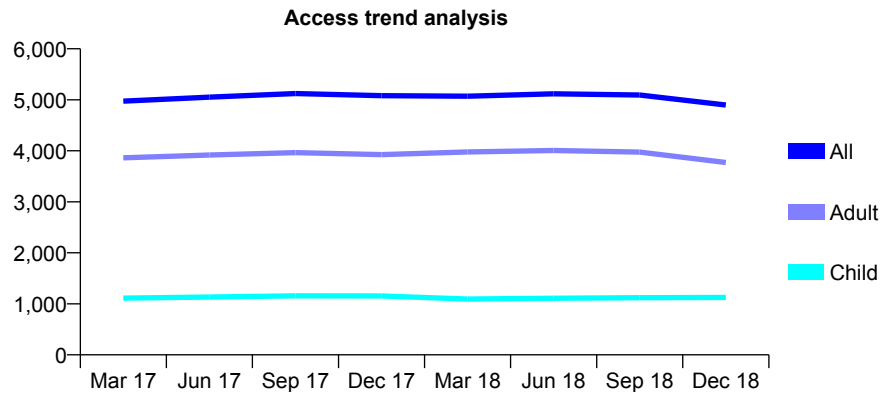
Q56 - Vital Signs At a Glance Contract Report for 148342/0002 - December 2018

Name or company name	Brundall Practice Limited
Contract type name	GDS Contract
Purpose of contract	General
Contract start date	01/10/2012
Contract end date	

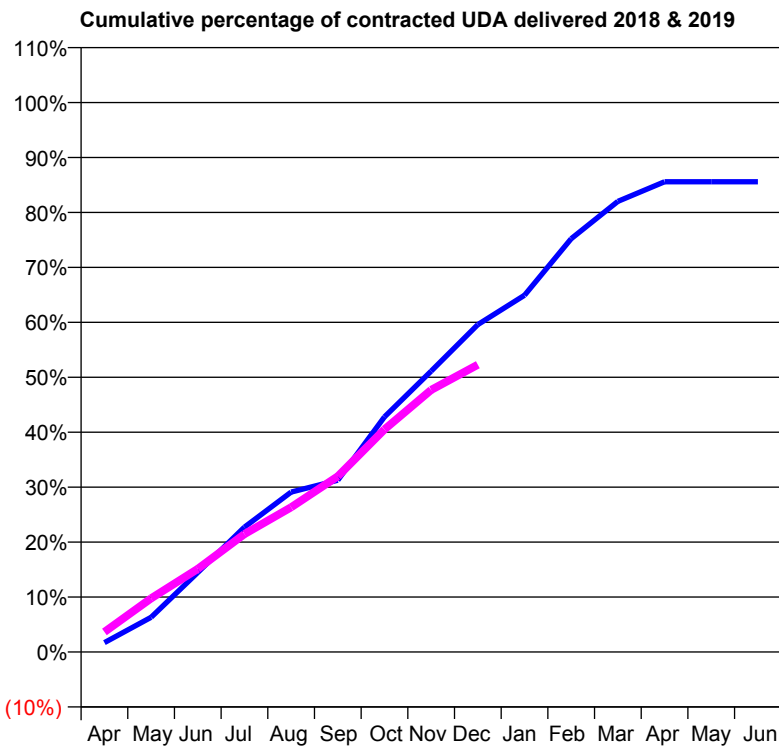
18/19 Contracted general activity (UDA)	16,024
Carry forward general activity (UDA)	0
18/19 Contracted orthodontic activity (UOA)	0
Carry forward orthodontic activity (UOA)	0
Baseline contract value	£407,540.05

ACCESS*

Patients seen in 24 months	Total	Change since previous quarter
Quarter ending December 2017	5,080	
Quarter ending March 2018	5,070	→
Quarter ending June 2018	5,117	→
Quarter ending September 2018	5,095	→
Quarter ending December 2018	4,897	↓
Variance since December 2017	(3.6%)	↓



ACTIVITY



Month	Adjusted Scheduled Activity (UDA)	
	2018	2019
April	276	584
May	1,015	1,564
June	2,318	2,424
July	3,640	3,439
August	4,665	4,222
September	5,011	5,122
October	6,858	6,492
November	8,190	7,643
December	9,550	8,377
January	10,406	
February	12,051	
March	13,140	
April	13,714	
May	13,714	
June	13,714	

QUALITY

	Quantity	Base Number	Contract	AT	Region	England
% of FP17s for the same patient ID Re-attending within 3 months - Children	71	1,296	5.5%	10.8%	11.6%	11.8%
% of FP17s for the same patient ID Re-attending within 3 months - Adults	503	3,902	12.9%	14.0%	15.1%	15.6%
% of FP17s for the same patient ID Re-attending between 3 & 9 months - Children	838	1,296	64.7%	59.8%	59.9%	58.8%
% of FP17s for the same patient ID Re-attending between 3 & 9 months - Adults	2,001	3,902	51.3%	49.4%	52.0%	51.0%
% of FP17s for Band 1 Urgent Courses	442	4,921	9.0%	9.0%	8.0%	9.0%
% of FP17s Relating to Free Repair or Replacements	27	4,921	0.5%	0.7%	0.8%	0.8%
% of FP17s Relating to Continuations	59	4,921	1.2%	1.0%	0.9%	0.9%
% of Patients satisfied with the dentistry they have received	1	1	N/A	93.7%	93.6%	93.2%
% of Patients satisfied with the time they had to wait for an appointment	1	1	N/A	86.8%	88.6%	88.3%

* This is based on patients treated on this contract for their most recent course of treatment. Figures in italics indicate the base number of FP17s or Patient Questionnaire responses are less than 100. N/A is shown where the base number of responses is less than 10 during the period. % is calculated as Quantity/Base number*100

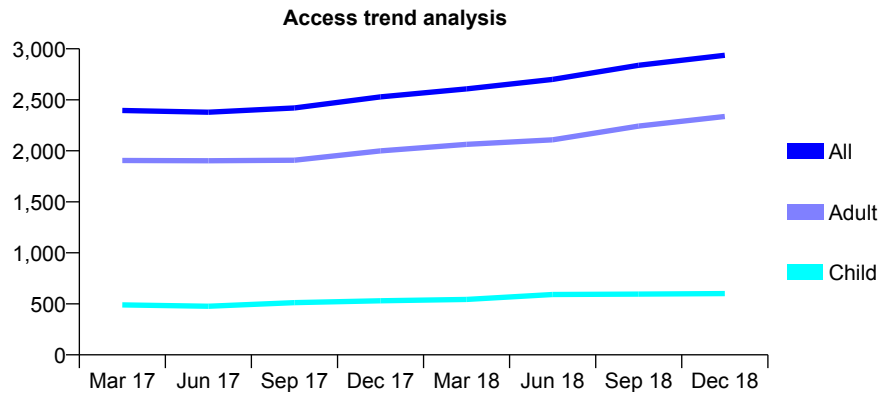
Q56 - Vital Signs At a Glance Contract Report for 148393/0001 - December 2018

Name or company name	Mr M. Eyrumlu and Mr Azad
Contract type name	GDS Contract
Purpose of contract	General
Contract start date	01/02/2014
Contract end date	

18/19 Contracted general activity (UDA)	9,000
Carry forward general activity (UDA)	109
18/19 Contracted orthodontic activity (UOA)	0
Carry forward orthodontic activity (UOA)	0
Baseline contract value	£270,840.75

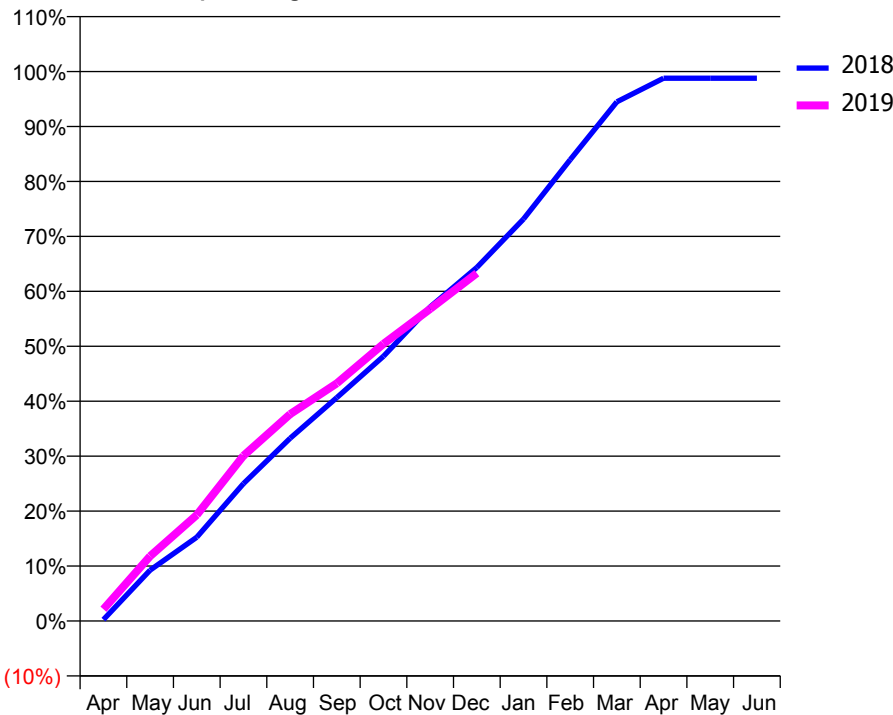
ACCESS*

Patients seen in 24 months	Total	Change since previous quarter
Quarter ending December 2017	2,529	
Quarter ending March 2018	2,607	↑
Quarter ending June 2018	2,700	↑
Quarter ending September 2018	2,839	↑
Quarter ending December 2018	2,936	↑
Variance since December 2017	16.1%	↑



ACTIVITY

Cumulative percentage of contracted UDA delivered 2018 & 2019



Month	Adjusted Scheduled Activity (UDA)	
	2018	2019
April	22	192
May	834	1,063
June	1,372	1,737
July	2,252	2,708
August	2,992	3,389
September	3,659	3,893
October	4,336	4,539
November	5,145	5,113
December	5,791	5,696
January	6,584	
February	7,557	
March	8,504	
April	8,890	
May	8,891	
June	8,891	

QUALITY

	Quantity	Base Number	Contract	AT	Region	England
% of FP17s for the same patient ID Re-attending within 3 months - Children	39	540	7.2%	10.8%	11.6%	11.8%
% of FP17s for the same patient ID Re-attending within 3 months - Adults	311	2,047	15.2%	14.0%	15.1%	15.6%
% of FP17s for the same patient ID Re-attending between 3 & 9 months - Children	233	540	43.1%	59.8%	59.9%	58.8%
% of FP17s for the same patient ID Re-attending between 3 & 9 months - Adults	456	2,047	22.3%	49.4%	52.0%	51.0%
% of FP17s for Band 1 Urgent Courses	335	2,465	13.6%	9.0%	8.0%	9.0%
% of FP17s Relating to Free Repair or Replacements	26	2,465	1.1%	0.7%	0.8%	0.8%
% of FP17s Relating to Continuations	72	2,465	2.9%	1.0%	0.9%	0.9%
% of Patients satisfied with the dentistry they have received	2	2	N/A	93.7%	93.6%	93.2%
% of Patients satisfied with the time they had to wait for an appointment	2	2	N/A	86.8%	88.6%	88.3%

* This is based on patients treated on this contract for their most recent course of treatment. Figures in italics indicate the base number of FP17s or Patient Questionnaire responses are less than 100. N/A is shown where the base number of responses is less than 10 during the period. % is calculated as Quantity/Base number*100

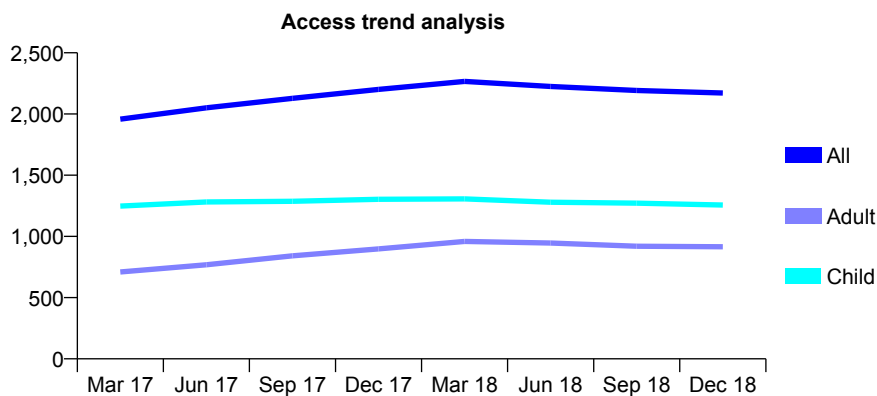
Q56 - Vital Signs At a Glance Contract Report for 149071/0001 - December 2018

Name or company name	P.V. Humber & C. Hancock
Contract type name	GDS Contract
Purpose of contract	General
Contract start date	01/04/2015
Contract end date	

18/19 Contracted general activity (UDA)	4,694
Carry forward general activity (UDA)	13
18/19 Contracted orthodontic activity (UOA)	0
Carry forward orthodontic activity (UOA)	0
Baseline contract value	£122,598.54

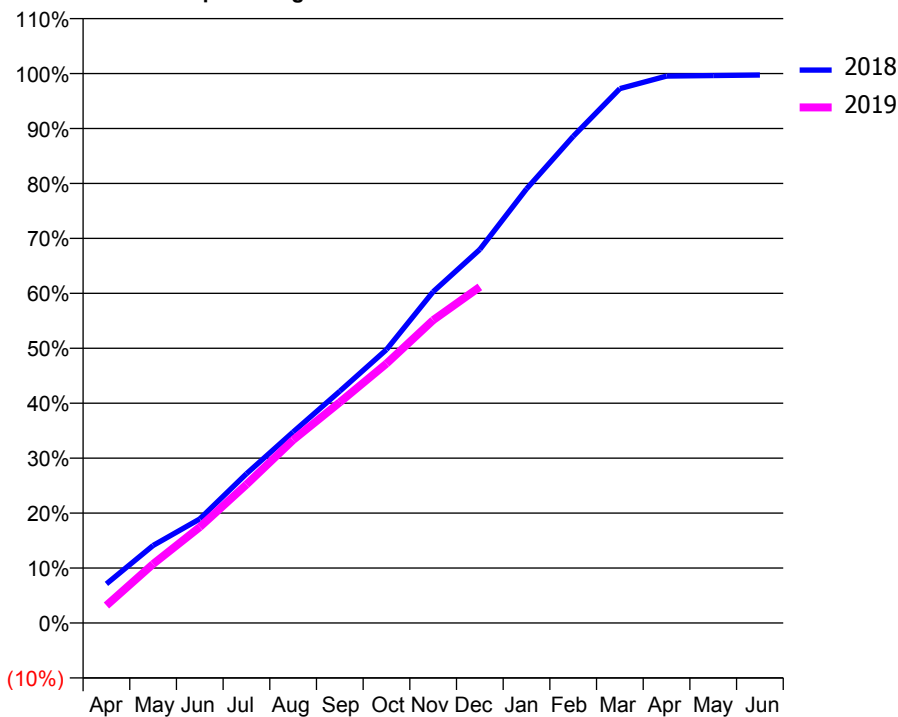
ACCESS*

Patients seen in 24 months	Total	Change since previous quarter
Quarter ending December 2017	2,201	
Quarter ending March 2018	2,266	↑
Quarter ending June 2018	2,225	↓
Quarter ending September 2018	2,192	↓
Quarter ending December 2018	2,172	→
Variance since December 2017	(1.3%)	↓



ACTIVITY

Cumulative percentage of contracted UDA delivered 2018 & 2019



Month	Adjusted Scheduled Activity (UDA)	
	2018	2019
April	334	150
May	663	504
June	890	820
July	1,275	1,183
August	1,632	1,564
September	1,980	1,886
October	2,335	2,217
November	2,831	2,588
December	3,191	2,872
January	3,708	
February	4,157	
March	4,564	
April	4,672	
May	4,677	
June	4,681	

QUALITY

	Quantity	Base Number	Contract	AT	Region	England
% of FP17s for the same patient ID Re-attending within 3 months - Children	69	1,437	4.8%	10.8%	11.6%	11.8%
% of FP17s for the same patient ID Re-attending within 3 months - Adults	60	612	9.8%	14.0%	15.1%	15.6%
% of FP17s for the same patient ID Re-attending between 3 & 9 months - Children	999	1,437	69.5%	59.8%	59.9%	58.8%
% of FP17s for the same patient ID Re-attending between 3 & 9 months - Adults	375	612	61.3%	49.4%	52.0%	51.0%
% of FP17s for Band 1 Urgent Courses	100	1,974	5.1%	9.0%	8.0%	9.0%
% of FP17s Relating to Free Repair or Replacements	0	1,974	0.0%	0.7%	0.8%	0.8%
% of FP17s Relating to Continuations	1	1,974	0.1%	1.0%	0.9%	0.9%
% of Patients satisfied with the dentistry they have received	1	1	N/A	93.7%	93.6%	93.2%
% of Patients satisfied with the time they had to wait for an appointment	1	1	N/A	86.8%	88.6%	88.3%

* This is based on patients treated on this contract for their most recent course of treatment. Figures in italics indicate the base number of FP17s or Patient Questionnaire responses are less than 100. N/A is shown where the base number of responses is less than 10 during the period. % is calculated as Quantity/Base number*100

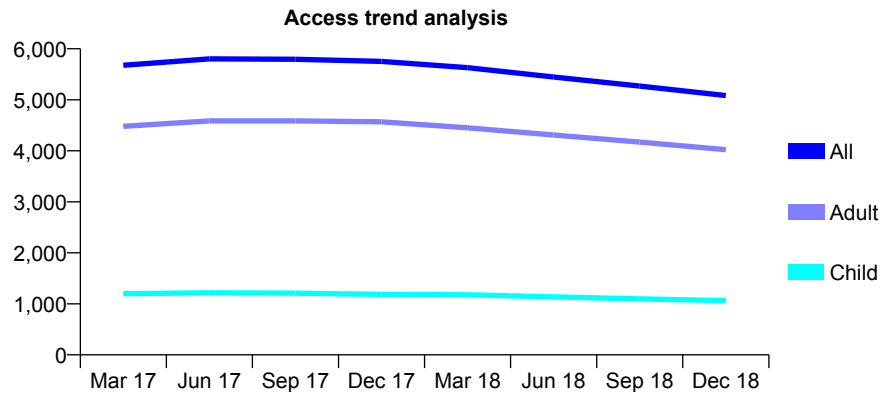
Q56 - Vital Signs At a Glance Contract Report for 149462/0001 - December 2018

Name or company name	A H Trueman Ltd
Contract type name	GDS Contract
Purpose of contract	General
Contract start date	01/04/2008
Contract end date	

18/19 Contracted general activity (UDA)	16,868
Carry forward general activity (UDA)	0
18/19 Contracted orthodontic activity (UOA)	0
Carry forward orthodontic activity (UOA)	0
Baseline contract value	£425,703.96

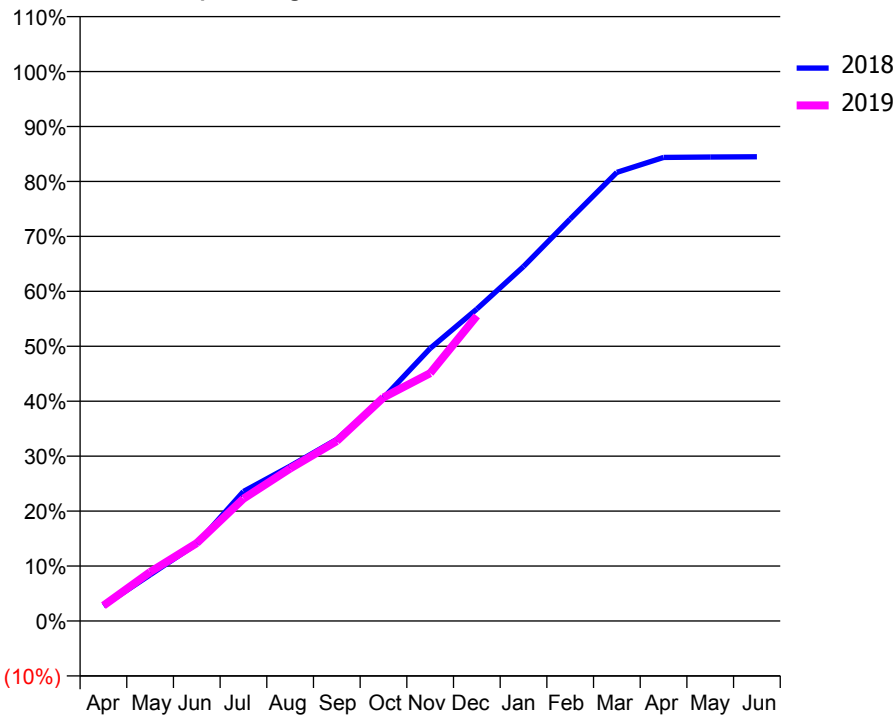
ACCESS*

Patients seen in 24 months	Total	Change since previous quarter
Quarter ending December 2017	5,754	
Quarter ending March 2018	5,630	↓
Quarter ending June 2018	5,446	↓
Quarter ending September 2018	5,270	↓
Quarter ending December 2018	5,084	↓
Variance since December 2017	(11.6%)	↓



ACTIVITY

Cumulative percentage of contracted UDA delivered 2018 & 2019



Month	Adjusted Scheduled Activity (UDA)	
	2018	2019
April	448	474
May	1,369	1,504
June	2,288	2,391
July	3,833	3,754
August	4,583	4,681
September	5,376	5,522
October	6,605	6,862
November	8,068	7,606
December	9,231	9,366
January	10,491	
February	11,897	
March	13,278	
April	13,720	
May	13,733	
June	13,738	

QUALITY

	Quantity	Base Number	Contract	AT	Region	England
% of FP17s for the same patient ID Re-attending within 3 months - Children	74	1,010	7.3%	10.8%	11.6%	11.8%
% of FP17s for the same patient ID Re-attending within 3 months - Adults	624	3,964	15.7%	14.0%	15.1%	15.6%
% of FP17s for the same patient ID Re-attending between 3 & 9 months - Children	550	1,010	54.5%	59.8%	59.9%	58.8%
% of FP17s for the same patient ID Re-attending between 3 & 9 months - Adults	2,023	3,964	51.0%	49.4%	52.0%	51.0%
% of FP17s for Band 1 Urgent Courses	337	4,708	7.2%	9.0%	8.0%	9.0%
% of FP17s Relating to Free Repair or Replacements	21	4,708	0.4%	0.7%	0.8%	0.8%
% of FP17s Relating to Continuations	96	4,708	2.0%	1.0%	0.9%	0.9%
% of Patients satisfied with the dentistry they have received	1	1	N/A	93.7%	93.6%	93.2%
% of Patients satisfied with the time they had to wait for an appointment	1	1	N/A	86.8%	88.6%	88.3%

* This is based on patients treated on this contract for their most recent course of treatment. Figures in italics indicate the base number of FP17s or Patient Questionnaire responses are less than 100. N/A is shown where the base number of responses is less than 10 during the period. % is calculated as Quantity/Base number*100

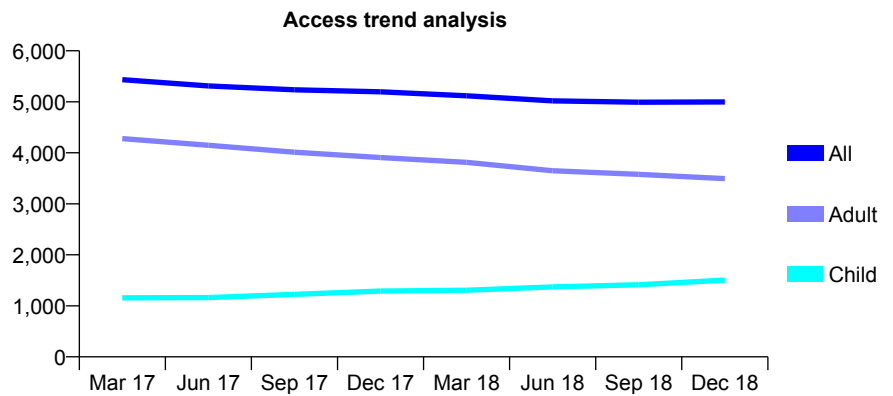
Q56 - Vital Signs At a Glance Contract Report for 151270/0001 - December 2018

Name or company name	Station View Dental Practice
Contract type name	GDS Contract
Purpose of contract	General
Contract start date	01/10/2010
Contract end date	

18/19 Contracted general activity (UDA)	15,995
Carry forward general activity (UDA)	0
18/19 Contracted orthodontic activity (UOA)	0
Carry forward orthodontic activity (UOA)	0
Baseline contract value	£367,901.52

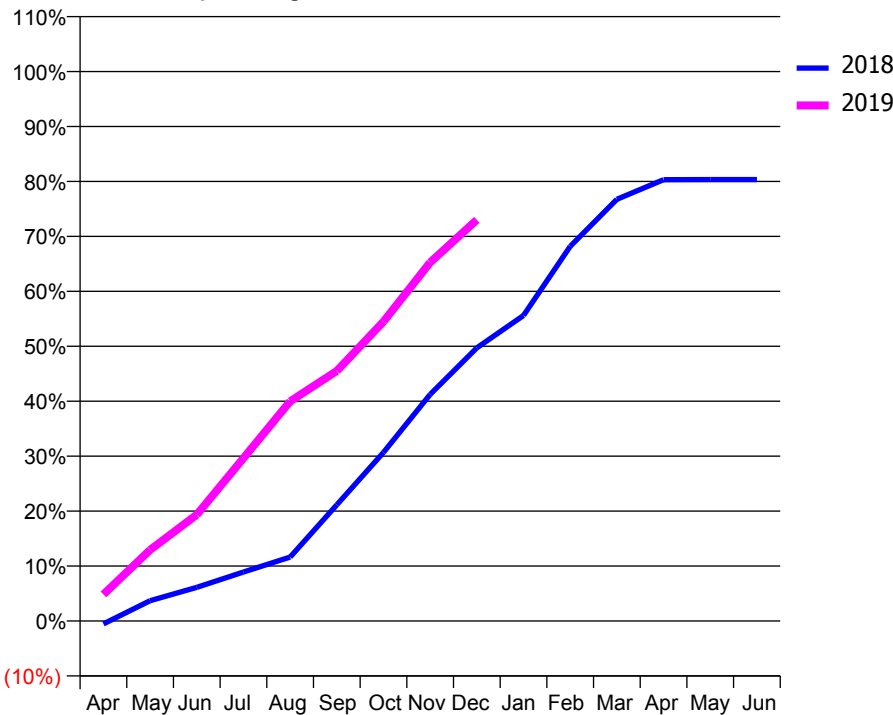
ACCESS*

Patients seen in 24 months	Total	Change since previous quarter
Quarter ending December 2017	5,197	
Quarter ending March 2018	5,117	↓
Quarter ending June 2018	5,019	↓
Quarter ending September 2018	4,992	→
Quarter ending December 2018	4,998	→
Variance since December 2017	(3.8%)	↓



ACTIVITY

Cumulative percentage of contracted UDA delivered 2018 & 2019



Month	Adjusted Scheduled Activity (UDA)	
	2018	2019
April	-78	773
May	530	2,072
June	878	3,094
July	1,278	4,741
August	1,667	6,394
September	3,028	7,280
October	4,392	8,717
November	5,905	10,438
December	7,115	11,678
January	7,959	
February	9,761	
March	10,987	
April	11,495	
May	11,499	
June	11,501	

QUALITY

	Quantity	Base Number	Contract	AT	Region	England
% of FP17s for the same patient ID Re-attending within 3 months - Children	108	1,875	5.8%	10.8%	11.6%	11.8%
% of FP17s for the same patient ID Re-attending within 3 months - Adults	511	4,086	12.5%	14.0%	15.1%	15.6%
% of FP17s for the same patient ID Re-attending between 3 & 9 months - Children	1,190	1,875	63.5%	59.8%	59.9%	58.8%
% of FP17s for the same patient ID Re-attending between 3 & 9 months - Adults	2,247	4,086	55.0%	49.4%	52.0%	51.0%
% of FP17s for Band 1 Urgent Courses	298	5,741	5.2%	9.0%	8.0%	9.0%
% of FP17s Relating to Free Repair or Replacements	31	5,741	0.5%	0.7%	0.8%	0.8%
% of FP17s Relating to Continuations	88	5,741	1.5%	1.0%	0.9%	0.9%
% of Patients satisfied with the dentistry they have received	5	7	N/A	93.7%	93.6%	93.2%
% of Patients satisfied with the time they had to wait for an appointment	7	7	N/A	86.8%	88.6%	88.3%

* This is based on patients treated on this contract for their most recent course of treatment. Figures in italics indicate the base number of FP17s or Patient Questionnaire responses are less than 100. N/A is shown where the base number of responses is less than 10 during the period. % is calculated as Quantity/Base number*100

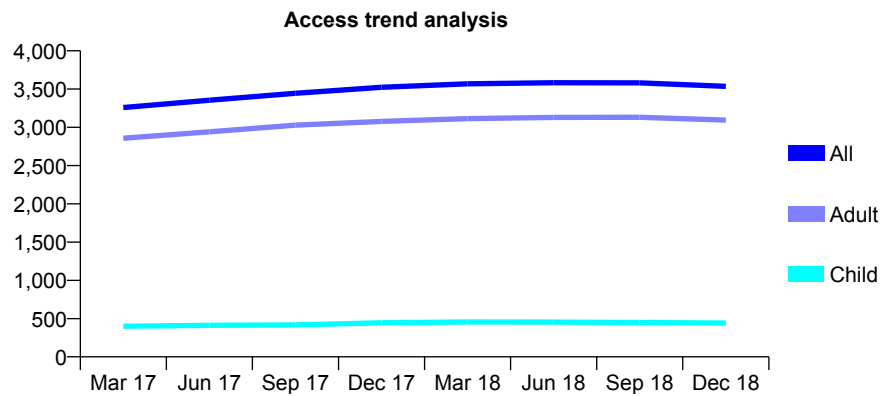
Q56 - Vital Signs At a Glance Contract Report for 153990/0001 - December 2018

Name or company name	Hunstanton Dental Practice
Contract type name	GDS Contract
Purpose of contract	General
Contract start date	31/10/2014
Contract end date	

18/19 Contracted general activity (UDA)	10,400
Carry forward general activity (UDA)	-149
18/19 Contracted orthodontic activity (UOA)	0
Carry forward orthodontic activity (UOA)	0
Baseline contract value	£308,013.92

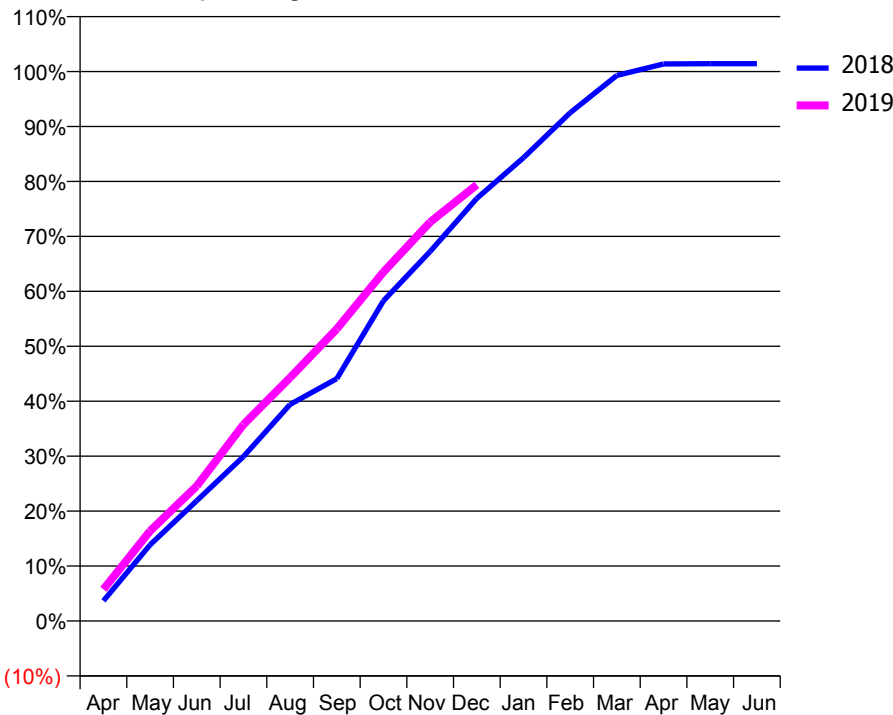
ACCESS*

Patients seen in 24 months	Total	Change since previous quarter
Quarter ending December 2017	3,523	
Quarter ending March 2018	3,569	→
Quarter ending June 2018	3,583	→
Quarter ending September 2018	3,580	→
Quarter ending December 2018	3,536	↓
Variance since December 2017	0.4%	→



ACTIVITY

Cumulative percentage of contracted UDA delivered 2018 & 2019



Month	Adjusted Scheduled Activity (UDA)	
	2018	2019
April	381	599
May	1,442	1,705
June	2,278	2,556
July	3,113	3,720
August	4,100	4,607
September	4,587	5,529
October	6,061	6,607
November	6,995	7,551
December	7,998	8,257
January	8,769	
February	9,618	
March	10,327	
April	10,544	
May	10,548	
June	10,549	

QUALITY

	Quantity	Base Number	Contract	AT	Region	England
% of FP17s for the same patient ID Re-attending within 3 months - Children	42	503	8.3%	10.8%	11.6%	11.8%
% of FP17s for the same patient ID Re-attending within 3 months - Adults	359	3,538	10.1%	14.0%	15.1%	15.6%
% of FP17s for the same patient ID Re-attending between 3 & 9 months - Children	337	503	67.0%	59.8%	59.9%	58.8%
% of FP17s for the same patient ID Re-attending between 3 & 9 months - Adults	2,112	3,538	59.7%	49.4%	52.0%	51.0%
% of FP17s for Band 1 Urgent Courses	127	3,931	3.2%	9.0%	8.0%	9.0%
% of FP17s Relating to Free Repair or Replacements	5	3,931	0.1%	0.7%	0.8%	0.8%
% of FP17s Relating to Continuations	26	3,931	0.7%	1.0%	0.9%	0.9%
% of Patients satisfied with the dentistry they have received	2	2	N/A	93.7%	93.6%	93.2%
% of Patients satisfied with the time they had to wait for an appointment	2	2	N/A	86.8%	88.6%	88.3%

* This is based on patients treated on this contract for their most recent course of treatment. Figures in italics indicate the base number of FP17s or Patient Questionnaire responses are less than 100. N/A is shown where the base number of responses is less than 10 during the period. % is calculated as Quantity/Base number*100

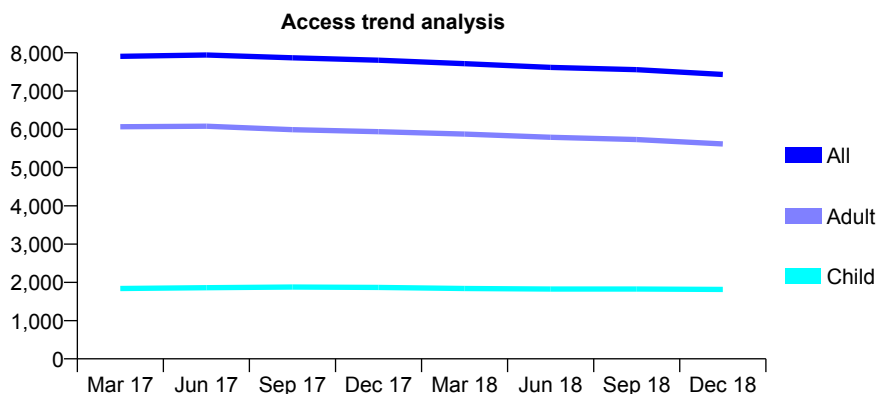
Q56 - Vital Signs At a Glance Contract Report for 154180/0001 - December 2018

Name or company name	Mr Abdel R Achour & Ms Stacey Gore
Contract type name	GDS Contract
Purpose of contract	General
Contract start date	01/03/2014
Contract end date	

18/19 Contracted general activity (UDA)	19,213
Carry forward general activity (UDA)	-369
18/19 Contracted orthodontic activity (UOA)	0
Carry forward orthodontic activity (UOA)	0
Baseline contract value	£478,450.79

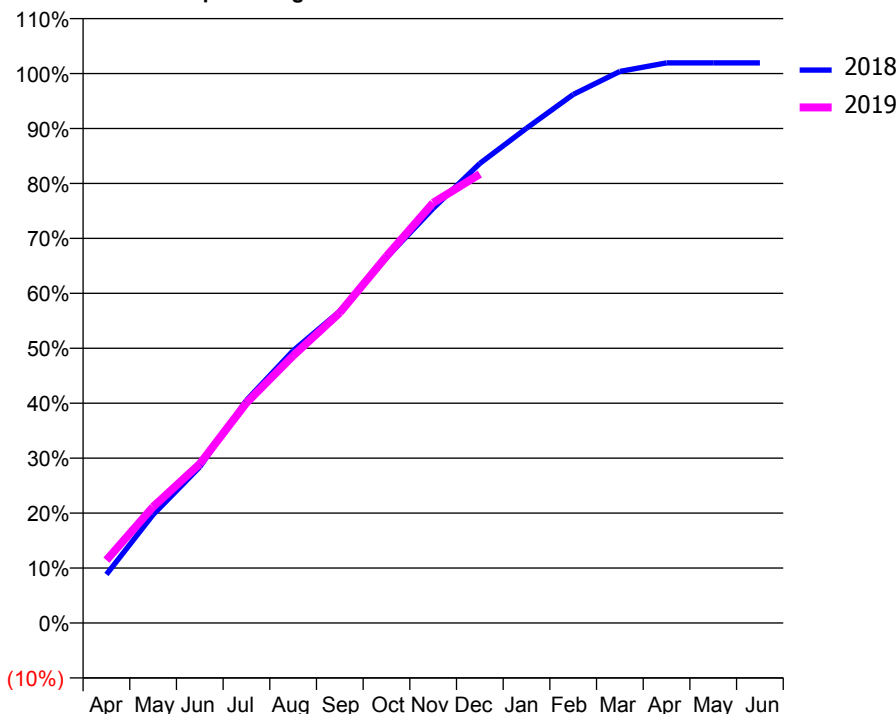
ACCESS*

Patients seen in 24 months	Total	Change since previous quarter
Quarter ending December 2017	7,806	
Quarter ending March 2018	7,715	↓
Quarter ending June 2018	7,619	↓
Quarter ending September 2018	7,558	→
Quarter ending December 2018	7,432	↓
Variance since December 2017	(4.8%)	↓



ACTIVITY

Cumulative percentage of contracted UDA delivered 2018 & 2019



Adjusted Scheduled Activity (UDA)

Month	2018	2019
April	1,698	2,199
May	3,790	4,063
June	5,458	5,566
July	7,787	7,702
August	9,522	9,347
September	10,904	10,850
October	12,777	12,826
November	14,498	14,694
December	16,070	15,697
January	17,302	
February	18,479	
March	19,284	
April	19,583	
May	19,585	
June	19,582	

QUALITY

	Quantity	Base Number	Contract	AT	Region	England
% of FP17s for the same patient ID Re-attending within 3 months - Children	169	2,185	7.7%	10.8%	11.6%	11.8%
% of FP17s for the same patient ID Re-attending within 3 months - Adults	540	5,204	10.4%	14.0%	15.1%	15.6%
% of FP17s for the same patient ID Re-attending between 3 & 9 months - Children	1,527	2,185	69.9%	59.8%	59.9%	58.8%
% of FP17s for the same patient ID Re-attending between 3 & 9 months - Adults	1,718	5,204	33.0%	49.4%	52.0%	51.0%
% of FP17s for Band 1 Urgent Courses	461	7,209	6.4%	9.0%	8.0%	9.0%
% of FP17s Relating to Free Repair or Replacements	70	7,209	1.0%	0.7%	0.8%	0.8%
% of FP17s Relating to Continuations	61	7,209	0.8%	1.0%	0.9%	0.9%
% of Patients satisfied with the dentistry they have received	5	5	N/A	93.7%	93.6%	93.2%
% of Patients satisfied with the time they had to wait for an appointment	5	5	N/A	86.8%	88.6%	88.3%

* This is based on patients treated on this contract for their most recent course of treatment. Figures in italics indicate the base number of FP17s or Patient Questionnaire responses are less than 100. N/A is shown where the base number of responses is less than 10 during the period. % is calculated as Quantity/Base number*100

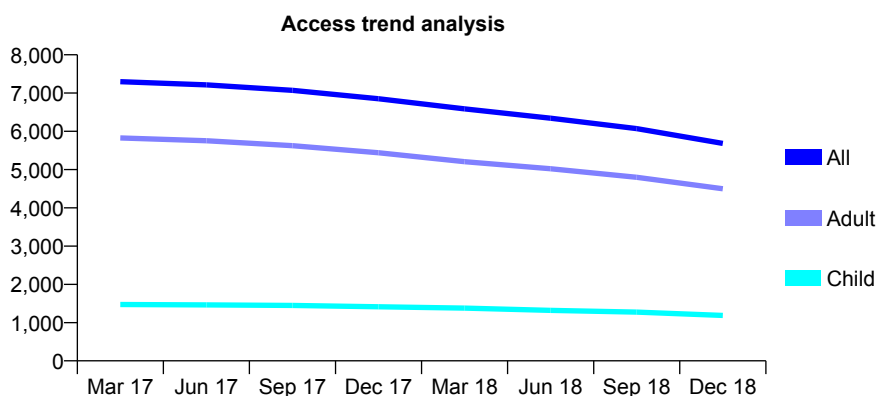
Q56 - Vital Signs At a Glance Contract Report for 155748/0001 - December 2018

Name or company name	Woodview Dental Health Dental Practice P:
Contract type name	GDS Contract
Purpose of contract	General
Contract start date	01/04/2014
Contract end date	

18/19 Contracted general activity (UDA)	21,000
Carry forward general activity (UDA)	0
18/19 Contracted orthodontic activity (UOA)	0
Carry forward orthodontic activity (UOA)	0
Baseline contract value	£563,369.56

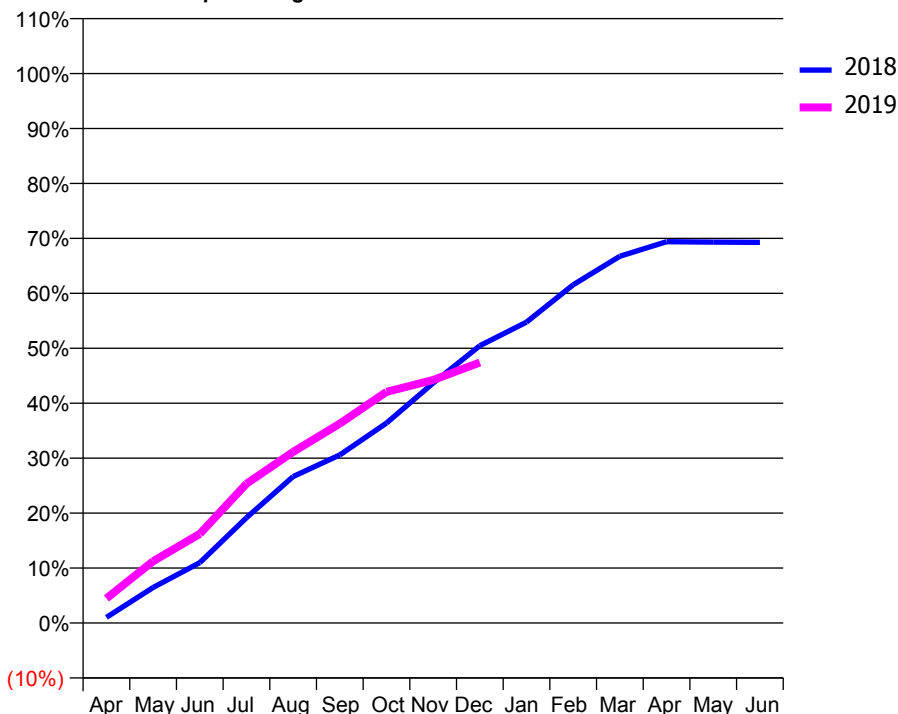
ACCESS*

Patients seen in 24 months	Total	Change since previous quarter
Quarter ending December 2017	6,851	
Quarter ending March 2018	6,587	↓
Quarter ending June 2018	6,341	↓
Quarter ending September 2018	6,071	↓
Quarter ending December 2018	5,685	↓
Variance since December 2017	(17.0%)	↓



ACTIVITY

Cumulative percentage of contracted UDA delivered 2018 & 2019



Month	Adjusted Scheduled Activity (UDA)	
	2018	2019
April	250	941
May	1,581	2,362
June	2,678	3,409
July	4,679	5,324
August	6,504	6,541
September	7,466	7,620
October	8,884	8,836
November	10,657	9,288
December	12,314	9,954
January	13,365	
February	15,022	
March	16,291	
April	16,935	
May	16,920	
June	16,908	

QUALITY

	Quantity	Base Number	Contract	AT	Region	England
% of FP17s for the same patient ID Re-attending within 3 months - Children	34	965	3.5%	10.8%	11.6%	11.8%
% of FP17s for the same patient ID Re-attending within 3 months - Adults	326	3,626	9.0%	14.0%	15.1%	15.6%
% of FP17s for the same patient ID Re-attending between 3 & 9 months - Children	626	965	64.9%	59.8%	59.9%	58.8%
% of FP17s for the same patient ID Re-attending between 3 & 9 months - Adults	2,081	3,626	57.4%	49.4%	52.0%	51.0%
% of FP17s for Band 1 Urgent Courses	134	4,385	3.1%	9.0%	8.0%	9.0%
% of FP17s Relating to Free Repair or Replacements	13	4,385	0.3%	0.7%	0.8%	0.8%
% of FP17s Relating to Continuations	56	4,385	1.3%	1.0%	0.9%	0.9%
% of Patients satisfied with the dentistry they have received	2	2	N/A	93.7%	93.6%	93.2%
% of Patients satisfied with the time they had to wait for an appointment	2	2	N/A	86.8%	88.6%	88.3%

* This is based on patients treated on this contract for their most recent course of treatment. Figures in italics indicate the base number of FP17s or Patient Questionnaire responses are less than 100. N/A is shown where the base number of responses is less than 10 during the period. % is calculated as Quantity/Base number*100

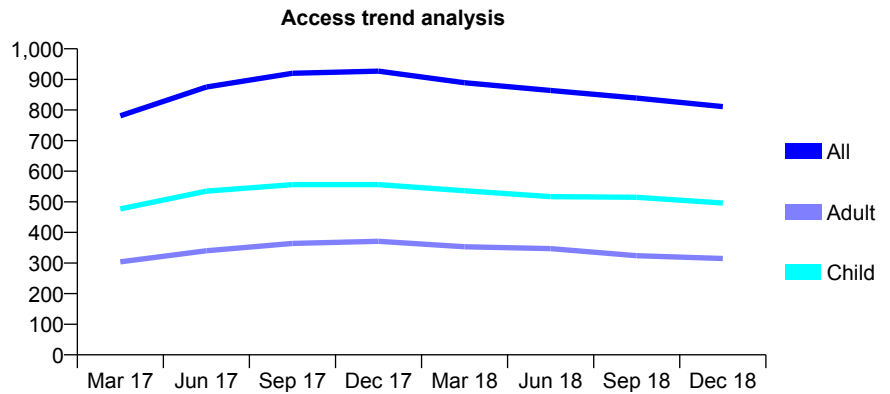
Q56 - Vital Signs At a Glance Contract Report for 157635/0001 - December 2018

Name or company name	Friars Street Dental Ltd
Contract type name	GDS Contract
Purpose of contract	General and Orthodontic
Contract start date	01/11/2015
Contract end date	

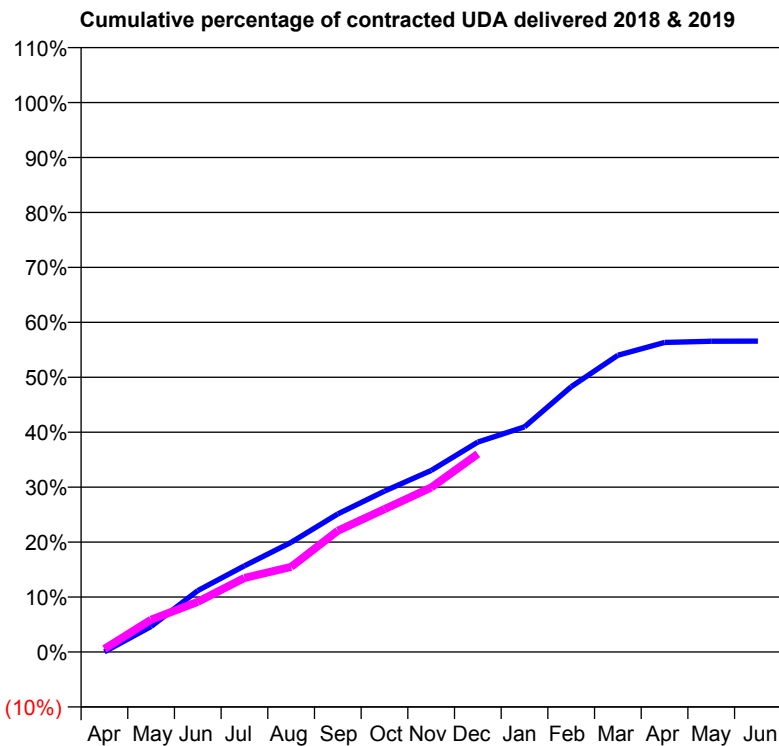
18/19 Contracted general activity (UDA)	2,500
Carry forward general activity (UDA)	0
18/19 Contracted orthodontic activity (UOA)	2,022
Carry forward orthodontic activity (UOA)	-7
Baseline contract value	£189,233.60

ACCESS*

Patients seen in 24 months	Total	Change since previous quarter
Quarter ending December 2017	927	
Quarter ending March 2018	889	↓
Quarter ending June 2018	864	↓
Quarter ending September 2018	839	↓
Quarter ending December 2018	811	↓
Variance since December 2017	(12.5%)	↓



ACTIVITY



Adjusted Scheduled Activity (UDA)		
Month	2018	2019
April	1	14
May	116	147
June	279	228
July	392	337
August	499	387
September	628	552
October	732	650
November	826	749
December	955	901
January	1,024	
February	1,207	
March	1,350	
April	1,408	
May	1,414	
June	1,415	

QUALITY

	Quantity	Base Number	Contract	AT	Region	England
% of FP17s for the same patient ID Re-attending within 3 months - Children	59	633	9.3%	10.8%	11.6%	11.8%
% of FP17s for the same patient ID Re-attending within 3 months - Adults	22	241	9.1%	14.0%	15.1%	15.6%
% of FP17s for the same patient ID Re-attending between 3 & 9 months - Children	284	633	44.9%	59.8%	59.9%	58.8%
% of FP17s for the same patient ID Re-attending between 3 & 9 months - Adults	129	241	53.5%	49.4%	52.0%	51.0%
% of FP17s for Band 1 Urgent Courses	23	616	3.7%	9.0%	8.0%	9.0%
% of FP17s Relating to Free Repair or Replacements	0	616	0.0%	0.7%	0.8%	0.8%
% of FP17s Relating to Continuations	2	616	0.3%	1.0%	0.9%	0.9%
% of Patients satisfied with the dentistry they have received	0	0	N/A	93.7%	93.6%	93.2%
% of Patients satisfied with the time they had to wait for an appointment	0	0	N/A	86.8%	88.6%	88.3%

* This is based on patients treated on this contract for their most recent course of treatment. Figures in italics indicate the base number of FP17s or Patient Questionnaire responses are less than 100. N/A is shown where the base number of responses is less than 10 during the period. % is calculated as Quantity/Base number*100

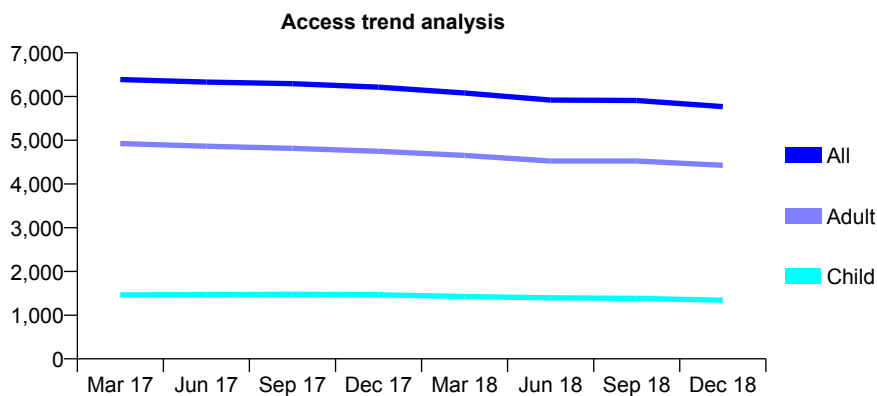
Q56 - Vital Signs At a Glance Contract Report for 158194/0023 - December 2018

Name or company name	Denticare Ltd
Contract type name	GDS Contract
Purpose of contract	General
Contract start date	01/06/2009
Contract end date	

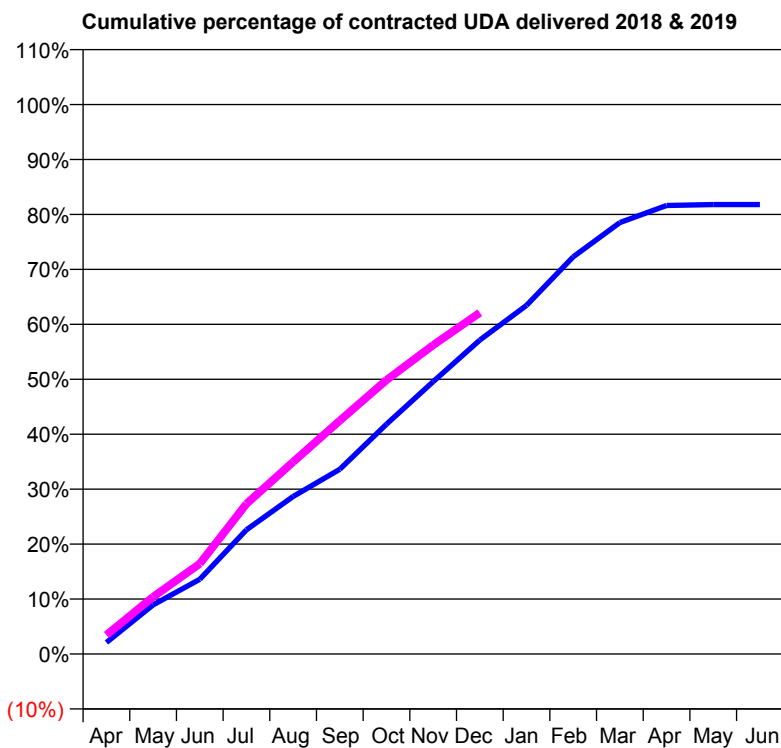
18/19 Contracted general activity (UDA)	14,965
Carry forward general activity (UDA)	0
18/19 Contracted orthodontic activity (UOA)	0
Carry forward orthodontic activity (UOA)	0
Baseline contract value	£364,281.93

ACCESS*

Patients seen in 24 months	Total	Change since previous quarter
Quarter ending December 2017	6,214	
Quarter ending March 2018	6,080	↓
Quarter ending June 2018	5,920	↓
Quarter ending September 2018	5,909	→
Quarter ending December 2018	5,770	↓
Variance since December 2017	(7.1%)	↓



ACTIVITY



Month	Adjusted Scheduled Activity (UDA)	
	2018	2019
April	315	516
May	1,337	1,556
June	2,034	2,459
July	3,383	4,092
August	4,290	5,232
September	5,030	6,358
October	6,257	7,459
November	7,417	8,412
December	8,550	9,296
January	9,495	
February	10,818	
March	11,749	
April	12,216	
May	12,238	
June	12,241	

QUALITY

	Quantity	Base Number	Contract	AT	Region	England
% of FP17s for the same patient ID Re-attending within 3 months - Children	51	1,298	3.9%	10.8%	11.6%	11.8%
% of FP17s for the same patient ID Re-attending within 3 months - Adults	489	4,010	12.2%	14.0%	15.1%	15.6%
% of FP17s for the same patient ID Re-attending between 3 & 9 months - Children	723	1,298	55.7%	59.8%	59.9%	58.8%
% of FP17s for the same patient ID Re-attending between 3 & 9 months - Adults	1,578	4,010	39.4%	49.4%	52.0%	51.0%
% of FP17s for Band 1 Urgent Courses	369	5,046	7.3%	9.0%	8.0%	9.0%
% of FP17s Relating to Free Repair or Replacements	39	5,046	0.8%	0.7%	0.8%	0.8%
% of FP17s Relating to Continuations	81	5,046	1.6%	1.0%	0.9%	0.9%
% of Patients satisfied with the dentistry they have received	1	1	N/A	93.7%	93.6%	93.2%
% of Patients satisfied with the time they had to wait for an appointment	1	1	N/A	86.8%	88.6%	88.3%

* This is based on patients treated on this contract for their most recent course of treatment. Figures in italics indicate the base number of FP17s or Patient Questionnaire responses are less than 100. N/A is shown where the base number of responses is less than 10 during the period. % is calculated as Quantity/Base number*100

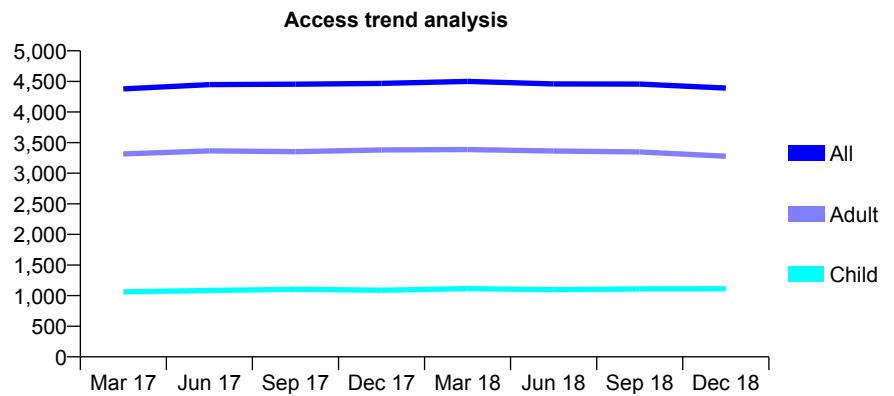
Q56 - Vital Signs At a Glance Contract Report for 158194/0025 - December 2018

Name or company name	Denticare Ltd
Contract type name	GDS Contract
Purpose of contract	General
Contract start date	12/04/2010
Contract end date	

18/19 Contracted general activity (UDA)	12,000
Carry forward general activity (UDA)	219
18/19 Contracted orthodontic activity (UOA)	0
Carry forward orthodontic activity (UOA)	0
Baseline contract value	£299,492.71

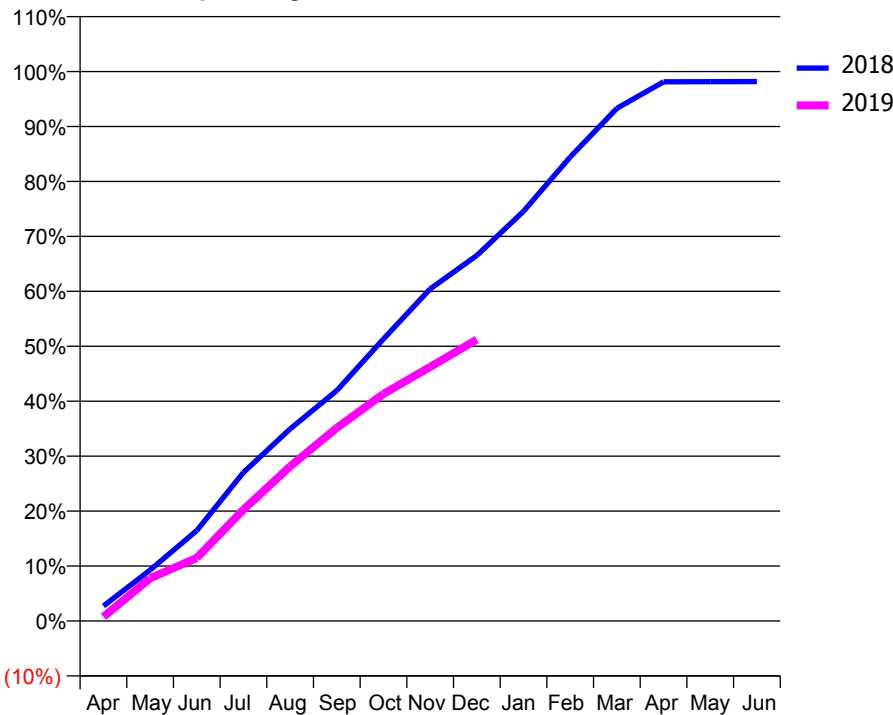
ACCESS*

Patients seen in 24 months	Total	Change since previous quarter
Quarter ending December 2017	4,468	
Quarter ending March 2018	4,501	→
Quarter ending June 2018	4,458	→
Quarter ending September 2018	4,457	→
Quarter ending December 2018	4,390	↓
Variance since December 2017	(1.7%)	↓



ACTIVITY

Cumulative percentage of contracted UDA delivered 2018 & 2019



Month	Adjusted Scheduled Activity (UDA)	
	2018	2019
April	328	92
May	1,115	934
June	1,976	1,380
July	3,245	2,434
August	4,194	3,377
September	5,034	4,219
October	6,159	4,959
November	7,252	5,550
December	7,984	6,145
January	8,948	
February	10,132	
March	11,196	
April	11,774	
May	11,777	
June	11,781	

QUALITY

	Quantity	Base Number	Contract	AT	Region	England
% of FP17s for the same patient ID Re-attending within 3 months - Children	55	1,002	5.5%	10.8%	11.6%	11.8%
% of FP17s for the same patient ID Re-attending within 3 months - Adults	316	2,609	12.1%	14.0%	15.1%	15.6%
% of FP17s for the same patient ID Re-attending between 3 & 9 months - Children	593	1,002	59.2%	59.8%	59.9%	58.8%
% of FP17s for the same patient ID Re-attending between 3 & 9 months - Adults	1,152	2,609	44.2%	49.4%	52.0%	51.0%
% of FP17s for Band 1 Urgent Courses	345	3,415	10.1%	9.0%	8.0%	9.0%
% of FP17s Relating to Free Repair or Replacements	26	3,415	0.8%	0.7%	0.8%	0.8%
% of FP17s Relating to Continuations	42	3,415	1.2%	1.0%	0.9%	0.9%
% of Patients satisfied with the dentistry they have received	1	1	N/A	93.7%	93.6%	93.2%
% of Patients satisfied with the time they had to wait for an appointment	1	1	N/A	86.8%	88.6%	88.3%

* This is based on patients treated on this contract for their most recent course of treatment. Figures in italics indicate the base number of FP17s or Patient Questionnaire responses are less than 100. N/A is shown where the base number of responses is less than 10 during the period. % is calculated as Quantity/Base number*100

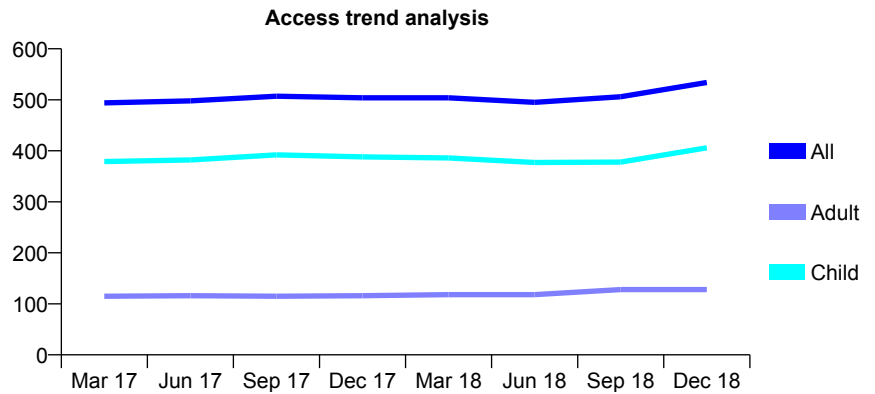
Q56 - Vital Signs At a Glance Contract Report for 158976/0001 - December 2018

Name or company name	Tuddenham Road Dental Surgery
Contract type name	PDS Contract
Purpose of contract	General
Contract start date	01/04/2012
Contract end date	31/03/2019

18/19 Contracted general activity (UDA)	666
Carry forward general activity (UDA)	0
18/19 Contracted orthodontic activity (UOA)	0
Carry forward orthodontic activity (UOA)	0
Baseline contract value	£14,990.94

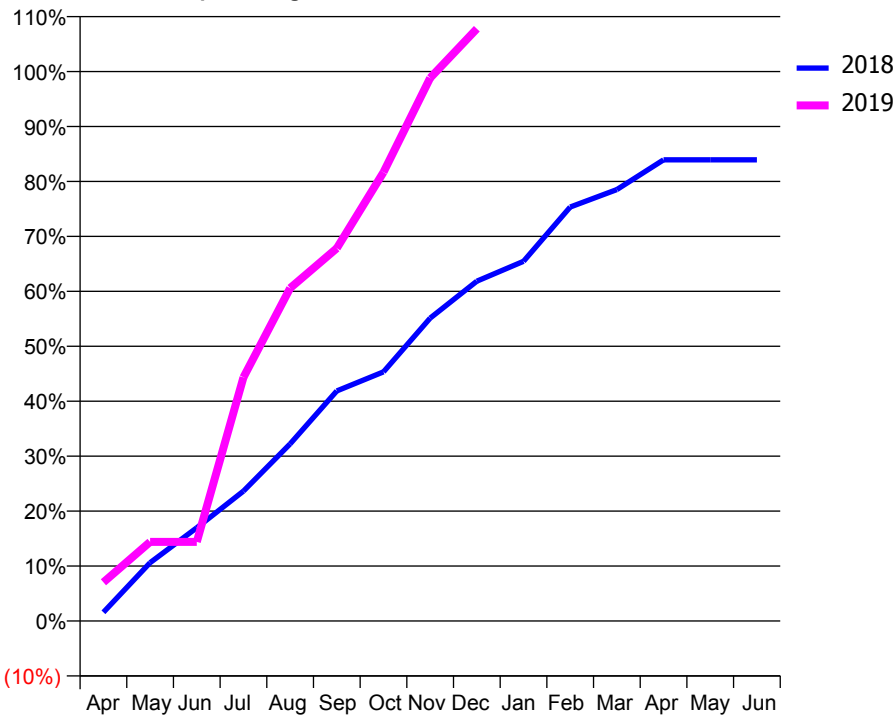
ACCESS*

Patients seen in 24 months	Total	Change since previous quarter
Quarter ending December 2017	504	
Quarter ending March 2018	504	→
Quarter ending June 2018	495	↓
Quarter ending September 2018	506	↑
Quarter ending December 2018	534	↑
Variance since December 2017	6.0%	↑



ACTIVITY

Cumulative percentage of contracted UDA delivered 2018 & 2019



Month	Adjusted Scheduled Activity (UDA)	
	2018	2019
April	21	47
May	141	96
June	226	96
July	315	295
August	429	403
September	557	452
October	604	544
November	734	658
December	823	718
January	871	
February	1,003	
March	1,045	
April	1,117	
May	1,117	
June	1,117	

QUALITY

	Quantity	Base Number	Contract	AT	Region	England
% of FP17s for the same patient ID Re-attending within 3 months - Children	27	509	5.3%	10.8%	11.6%	11.8%
% of FP17s for the same patient ID Re-attending within 3 months - Adults	8	90	8.9%	14.0%	15.1%	15.6%
% of FP17s for the same patient ID Re-attending between 3 & 9 months - Children	330	509	64.8%	59.8%	59.9%	58.8%
% of FP17s for the same patient ID Re-attending between 3 & 9 months - Adults	58	90	64.4%	49.4%	52.0%	51.0%
% of FP17s for Band 1 Urgent Courses	14	556	2.5%	9.0%	8.0%	9.0%
% of FP17s Relating to Free Repair or Replacements	0	556	0.0%	0.7%	0.8%	0.8%
% of FP17s Relating to Continuations	2	556	0.4%	1.0%	0.9%	0.9%
% of Patients satisfied with the dentistry they have received	0	0	N/A	93.7%	93.6%	93.2%
% of Patients satisfied with the time they had to wait for an appointment	0	0	N/A	86.8%	88.6%	88.3%

* This is based on patients treated on this contract for their most recent course of treatment. Figures in italics indicate the base number of FP17s or Patient Questionnaire responses are less than 100. N/A is shown where the base number of responses is less than 10 during the period. % is calculated as Quantity/Base number*100

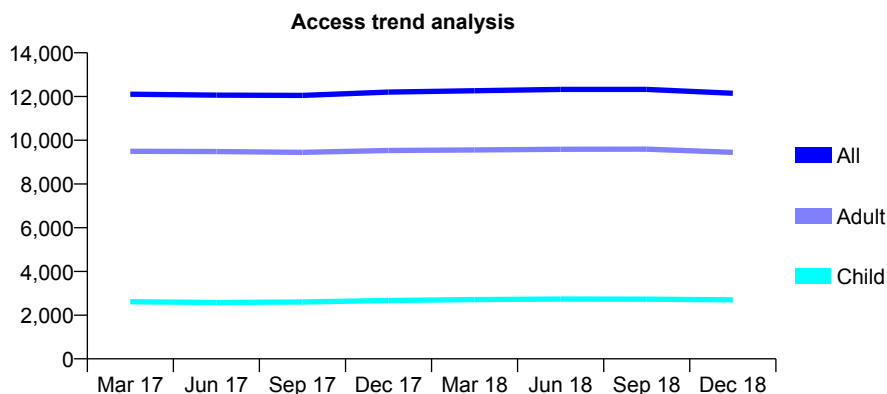
Q56 - Vital Signs At a Glance Contract Report for 159751/0001 - December 2018

Name or company name	1A Group Dental Practice Partnership
Contract type name	GDS Contract
Purpose of contract	General
Contract start date	01/07/2011
Contract end date	

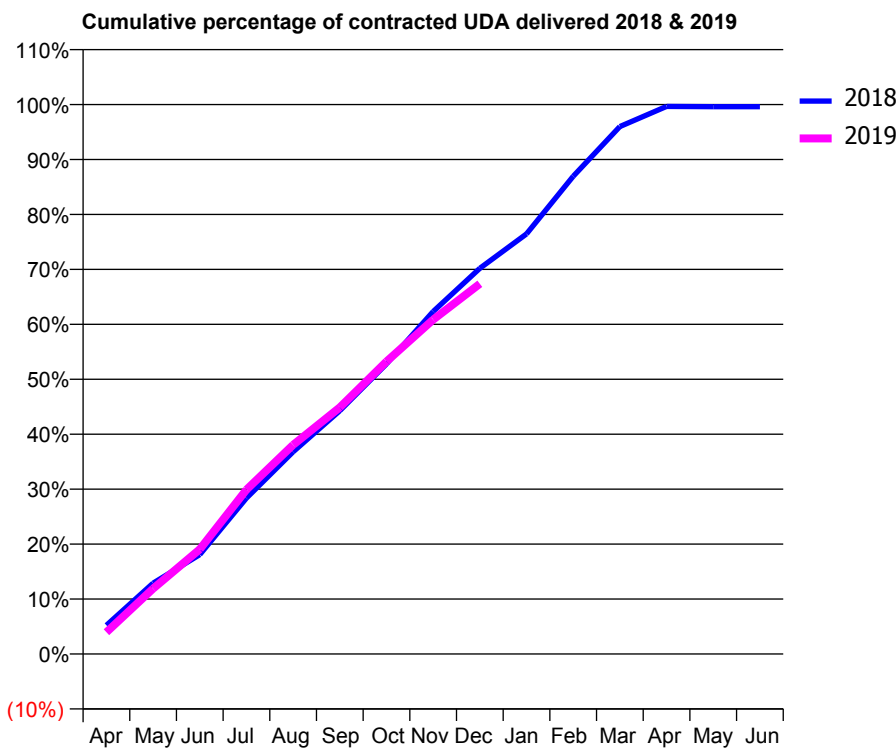
18/19 Contracted general activity (UDA)	30,813
Carry forward general activity (UDA)	124
18/19 Contracted orthodontic activity (UOA)	0
Carry forward orthodontic activity (UOA)	0
Baseline contract value	£905,191.19

ACCESS*

Patients seen in 24 months	Total	Change since previous quarter
Quarter ending December 2017	12,205	
Quarter ending March 2018	12,265	→
Quarter ending June 2018	12,325	→
Quarter ending September 2018	12,327	→
Quarter ending December 2018	12,148	↓
Variance since December 2017	(0.5%)	→



ACTIVITY



Month	Adjusted Scheduled Activity (UDA)	
	2018	2019
April	1,612	1,222
May	3,976	3,665
June	5,574	5,872
July	8,748	9,215
August	11,338	11,726
September	13,646	13,830
October	16,264	16,400
November	19,204	18,751
December	21,627	20,761
January	23,555	
February	26,791	
March	29,575	
April	30,705	
May	30,694	
June	30,689	

QUALITY

	Quantity	Base Number	Contract	AT	Region	England
% of FP17s for the same patient ID Re-attending within 3 months - Children	203	2,899	7.0%	10.8%	11.6%	11.8%
% of FP17s for the same patient ID Re-attending within 3 months - Adults	971	8,901	10.9%	14.0%	15.1%	15.6%
% of FP17s for the same patient ID Re-attending between 3 & 9 months - Children	1,618	2,899	55.8%	59.8%	59.9%	58.8%
% of FP17s for the same patient ID Re-attending between 3 & 9 months - Adults	3,971	8,901	44.6%	49.4%	52.0%	51.0%
% of FP17s for Band 1 Urgent Courses	601	10,662	5.6%	9.0%	8.0%	9.0%
% of FP17s Relating to Free Repair or Replacements	77	10,662	0.7%	0.7%	0.8%	0.8%
% of FP17s Relating to Continuations	143	10,662	1.3%	1.0%	0.9%	0.9%
% of Patients satisfied with the dentistry they have received	8	10	80.0%	93.7%	93.6%	93.2%
% of Patients satisfied with the time they had to wait for an appointment	8	10	80.0%	86.8%	88.6%	88.3%

* This is based on patients treated on this contract for their most recent course of treatment. Figures in italics indicate the base number of FP17s or Patient Questionnaire responses are less than 100. N/A is shown where the base number of responses is less than 10 during the period. % is calculated as Quantity/Base number*100

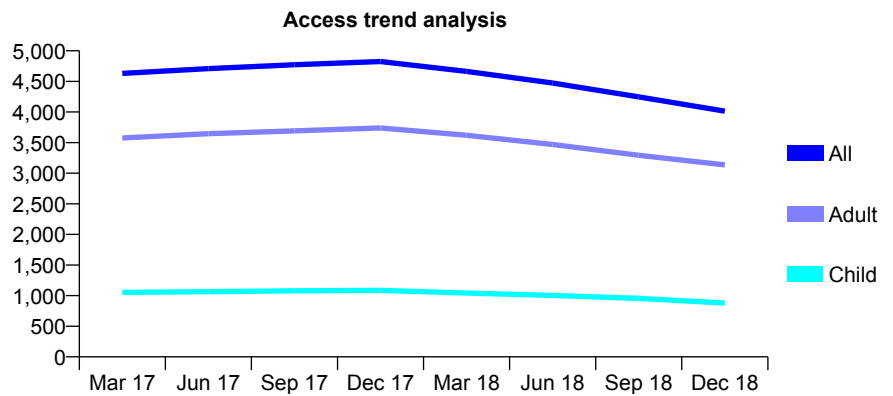
Q56 - Vital Signs At a Glance Contract Report for 159875/0001 - December 2018

Name or company name	Mazdak Eyrumlu and Honar Shakir
Contract type name	GDS Contract
Purpose of contract	General
Contract start date	01/07/2011
Contract end date	

18/19 Contracted general activity (UDA)	16,500
Carry forward general activity (UDA)	0
18/19 Contracted orthodontic activity (UOA)	0
Carry forward orthodontic activity (UOA)	0
Baseline contract value	£422,312.56

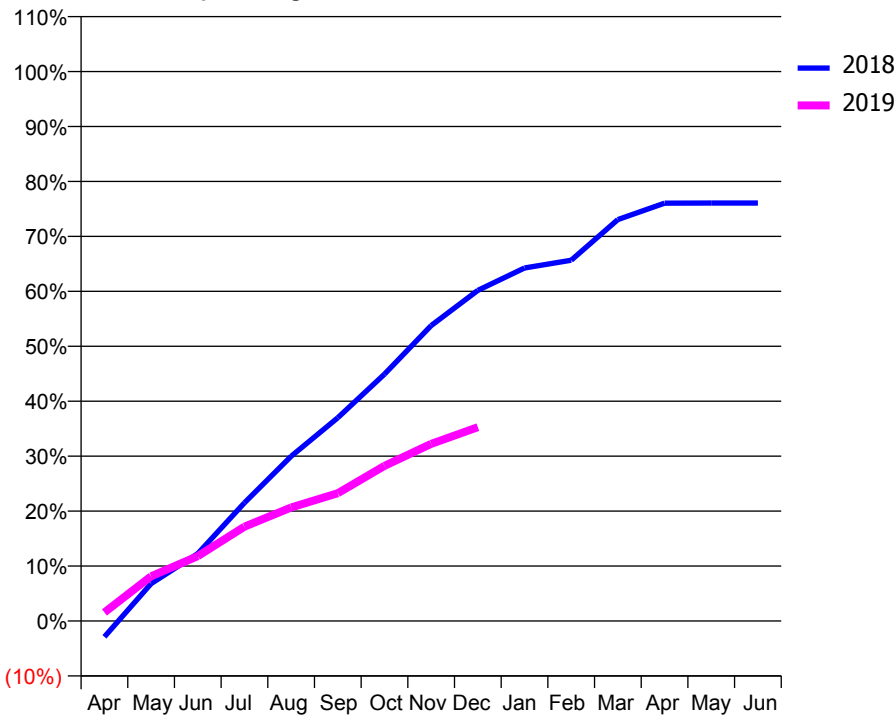
ACCESS*

Patients seen in 24 months	Total	Change since previous quarter
Quarter ending December 2017	4,825	
Quarter ending March 2018	4,663	↓
Quarter ending June 2018	4,473	↓
Quarter ending September 2018	4,247	↓
Quarter ending December 2018	4,015	↓
Variance since December 2017	(16.8%)	↓



ACTIVITY

Cumulative percentage of contracted UDA delivered 2018 & 2019



Month	Adjusted Scheduled Activity (UDA)	
	2018	2019
April	-478	260
May	1,125	1,343
June	2,025	1,946
July	3,549	2,832
August	4,948	3,411
September	6,102	3,837
October	7,414	4,661
November	8,870	5,321
December	9,927	5,820
January	10,603	
February	10,833	
March	12,053	
April	12,545	
May	12,551	
June	12,551	

QUALITY

	Quantity	Base Number	Contract	AT	Region	England
% of FP17s for the same patient ID Re-attending within 3 months - Children	42	683	6.1%	10.8%	11.6%	11.8%
% of FP17s for the same patient ID Re-attending within 3 months - Adults	276	2,235	12.3%	14.0%	15.1%	15.6%
% of FP17s for the same patient ID Re-attending between 3 & 9 months - Children	380	683	55.6%	59.8%	59.9%	58.8%
% of FP17s for the same patient ID Re-attending between 3 & 9 months - Adults	1,109	2,235	49.6%	49.4%	52.0%	51.0%
% of FP17s for Band 1 Urgent Courses	262	2,714	9.7%	9.0%	8.0%	9.0%
% of FP17s Relating to Free Repair or Replacements	33	2,714	1.2%	0.7%	0.8%	0.8%
% of FP17s Relating to Continuations	40	2,714	1.5%	1.0%	0.9%	0.9%
% of Patients satisfied with the dentistry they have received	1	1	N/A	93.7%	93.6%	93.2%
% of Patients satisfied with the time they had to wait for an appointment	1	1	N/A	86.8%	88.6%	88.3%

* This is based on patients treated on this contract for their most recent course of treatment. Figures in italics indicate the base number of FP17s or Patient Questionnaire responses are less than 100. N/A is shown where the base number of responses is less than 10 during the period. % is calculated as Quantity/Base number*100

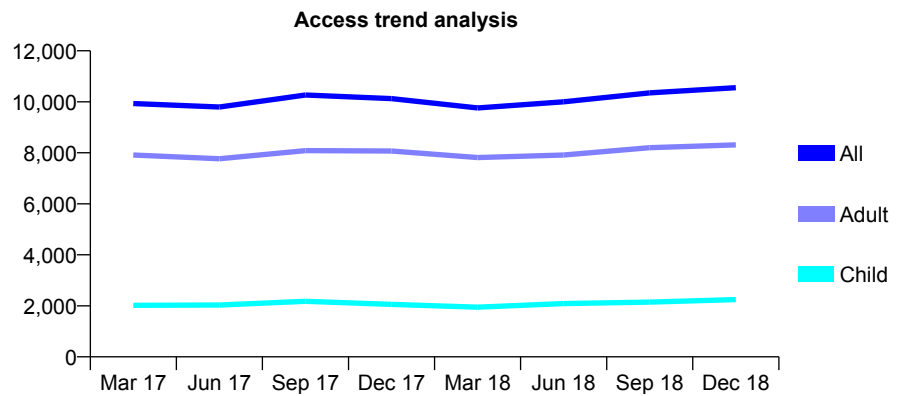
Q56 - Vital Signs At a Glance Contract Report for 162833/0001 - December 2018

Name or company name	Parish Vaid & Snehal Radia & Sanjay Shah
Contract type name	GDS Contract
Purpose of contract	General
Contract start date	01/11/2013
Contract end date	

18/19 Contracted general activity (UDA)	31,173
Carry forward general activity (UDA)	859
18/19 Contracted orthodontic activity (UOA)	0
Carry forward orthodontic activity (UOA)	0
Baseline contract value	£971,230.28

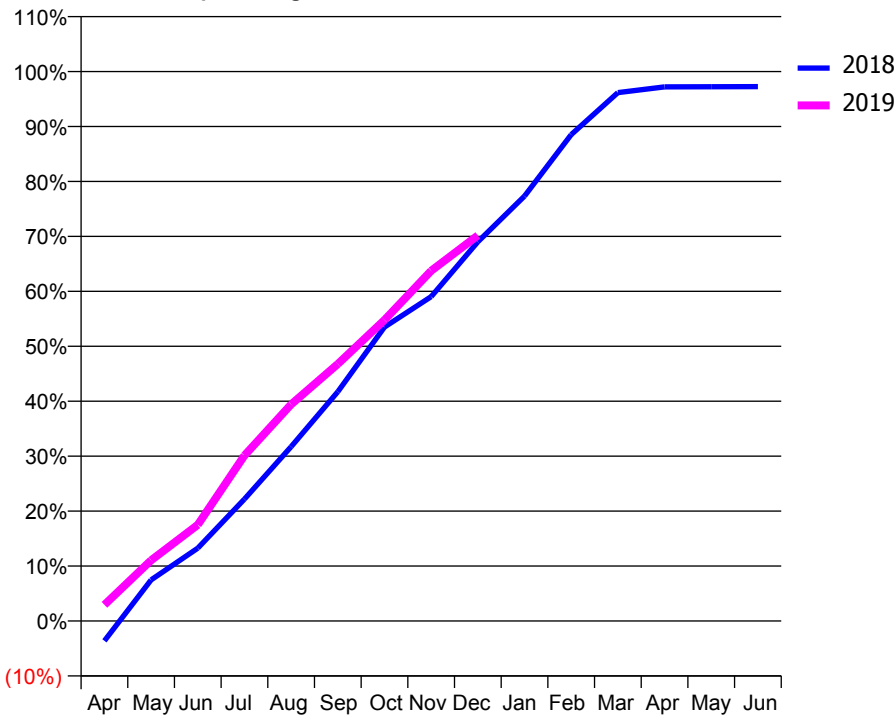
ACCESS*

Patients seen in 24 months	Total	Change since previous quarter
Quarter ending December 2017	10,128	
Quarter ending March 2018	9,761	↓
Quarter ending June 2018	9,999	↑
Quarter ending September 2018	10,349	↑
Quarter ending December 2018	10,555	→
Variance since December 2017	4.2%	↑



ACTIVITY

Cumulative percentage of contracted UDA delivered 2018 & 2019



Month	Adjusted Scheduled Activity (UDA)	
	2018	2019
April	-1,134	919
May	2,337	3,447
June	4,137	5,457
July	6,916	9,388
August	9,893	12,287
September	13,010	14,580
October	16,674	17,074
November	18,403	19,865
December	21,511	21,873
January	24,105	
February	27,591	
March	29,977	
April	30,304	
May	30,310	
June	30,314	

QUALITY

	Quantity	Base Number	Contract	AT	Region	England
% of FP17s for the same patient ID Re-attending within 3 months - Children	199	2,631	7.6%	10.8%	11.6%	11.8%
% of FP17s for the same patient ID Re-attending within 3 months - Adults	1,290	9,369	13.8%	14.0%	15.1%	15.6%
% of FP17s for the same patient ID Re-attending between 3 & 9 months - Children	1,308	2,631	49.7%	59.8%	59.9%	58.8%
% of FP17s for the same patient ID Re-attending between 3 & 9 months - Adults	4,245	9,369	45.3%	49.4%	52.0%	51.0%
% of FP17s for Band 1 Urgent Courses	2,226	11,847	18.8%	9.0%	8.0%	9.0%
% of FP17s Relating to Free Repair or Replacements	83	11,847	0.7%	0.7%	0.8%	0.8%
% of FP17s Relating to Continuations	77	11,847	0.6%	1.0%	0.9%	0.9%
% of Patients satisfied with the dentistry they have received	4	5	N/A	93.7%	93.6%	93.2%
% of Patients satisfied with the time they had to wait for an appointment	4	5	N/A	86.8%	88.6%	88.3%

* This is based on patients treated on this contract for their most recent course of treatment. Figures in italics indicate the base number of FP17s or Patient Questionnaire responses are less than 100. N/A is shown where the base number of responses is less than 10 during the period. % is calculated as Quantity/Base number*100

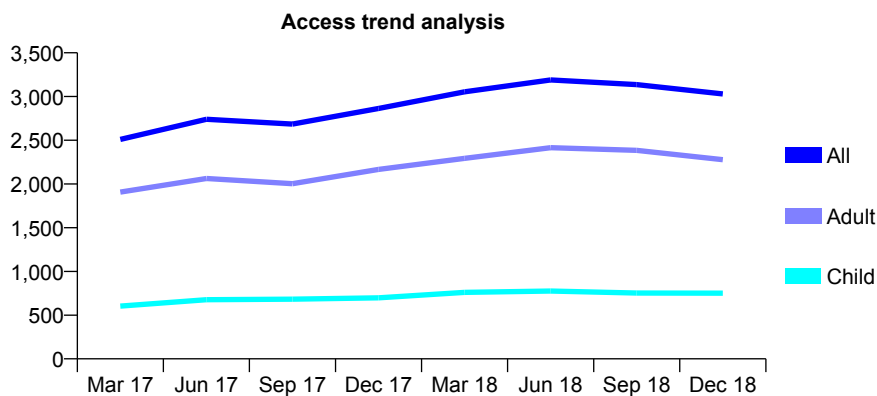
Q56 - Vital Signs At a Glance Contract Report for 162833/0002 - December 2018

Name or company name	Parish Vaid & Snehal Radia & Sanjay Shah
Contract type name	PDS Plus Contract
Purpose of contract	General
Contract start date	15/11/2013
Contract end date	31/03/2019

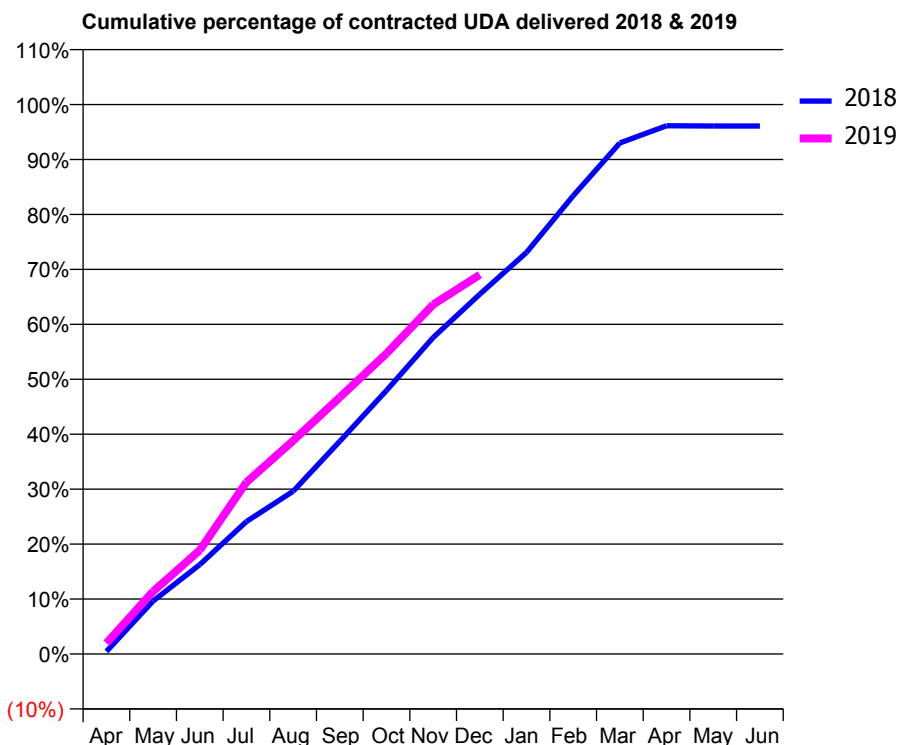
18/19 Contracted general activity (UDA)	8,000
Carry forward general activity (UDA)	314
18/19 Contracted orthodontic activity (UOA)	0
Carry forward orthodontic activity (UOA)	0
Baseline contract value	£158,330.29

ACCESS*

Patients seen in 24 months	Total	Change since previous quarter
Quarter ending December 2017	2,863	
Quarter ending March 2018	3,054	↑
Quarter ending June 2018	3,190	↑
Quarter ending September 2018	3,137	↓
Quarter ending December 2018	3,029	↓
Variance since December 2017	5.8%	↑



ACTIVITY



Month	Adjusted Scheduled Activity (UDA)	
	2018	2019
April	37	158
May	773	912
June	1,302	1,511
July	1,928	2,502
August	2,369	3,105
September	3,097	3,738
October	3,837	4,376
November	4,607	5,087
December	5,239	5,522
January	5,847	
February	6,672	
March	7,441	
April	7,691	
May	7,686	
June	7,686	

QUALITY

	Quantity	Base Number	Contract	AT	Region	England
% of FP17s for the same patient ID Re-attending within 3 months - Children	90	1,055	8.5%	10.8%	11.6%	11.8%
% of FP17s for the same patient ID Re-attending within 3 months - Adults	323	2,678	12.1%	14.0%	15.1%	15.6%
% of FP17s for the same patient ID Re-attending between 3 & 9 months - Children	682	1,055	64.6%	59.8%	59.9%	58.8%
% of FP17s for the same patient ID Re-attending between 3 & 9 months - Adults	1,149	2,678	42.9%	49.4%	52.0%	51.0%
% of FP17s for Band 1 Urgent Courses	306	3,618	8.5%	9.0%	8.0%	9.0%
% of FP17s Relating to Free Repair or Replacements	17	3,618	0.5%	0.7%	0.8%	0.8%
% of FP17s Relating to Continuations	60	3,618	1.7%	1.0%	0.9%	0.9%
% of Patients satisfied with the dentistry they have received	0	0	N/A	93.7%	93.6%	93.2%
% of Patients satisfied with the time they had to wait for an appointment	0	0	N/A	86.8%	88.6%	88.3%

* This is based on patients treated on this contract for their most recent course of treatment. Figures in italics indicate the base number of FP17s or Patient Questionnaire responses are less than 100. N/A is shown where the base number of responses is less than 10 during the period. % is calculated as Quantity/Base number*100

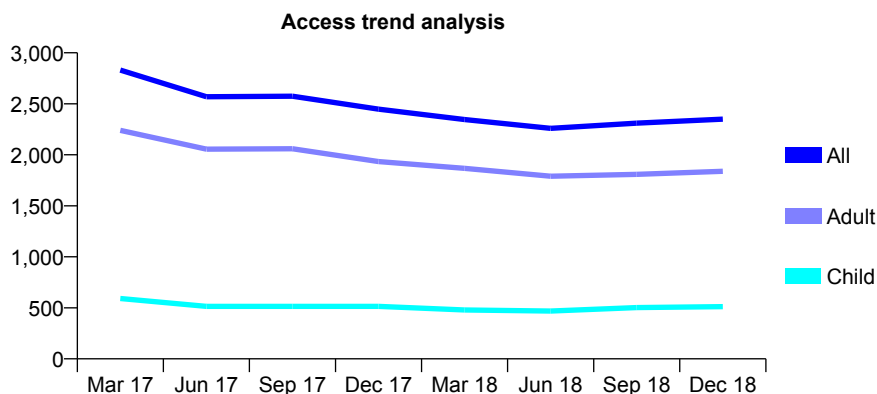
Q56 - Vital Signs At a Glance Contract Report for 162833/0003 - December 2018

Name or company name	Parish Vaid & Snehal Radia & Sanjay Shah
Contract type name	GDS Contract
Purpose of contract	General
Contract start date	15/11/2013
Contract end date	

18/19 Contracted general activity (UDA)	7,185
Carry forward general activity (UDA)	276
18/19 Contracted orthodontic activity (UOA)	0
Carry forward orthodontic activity (UOA)	0
Baseline contract value	£194,736.99

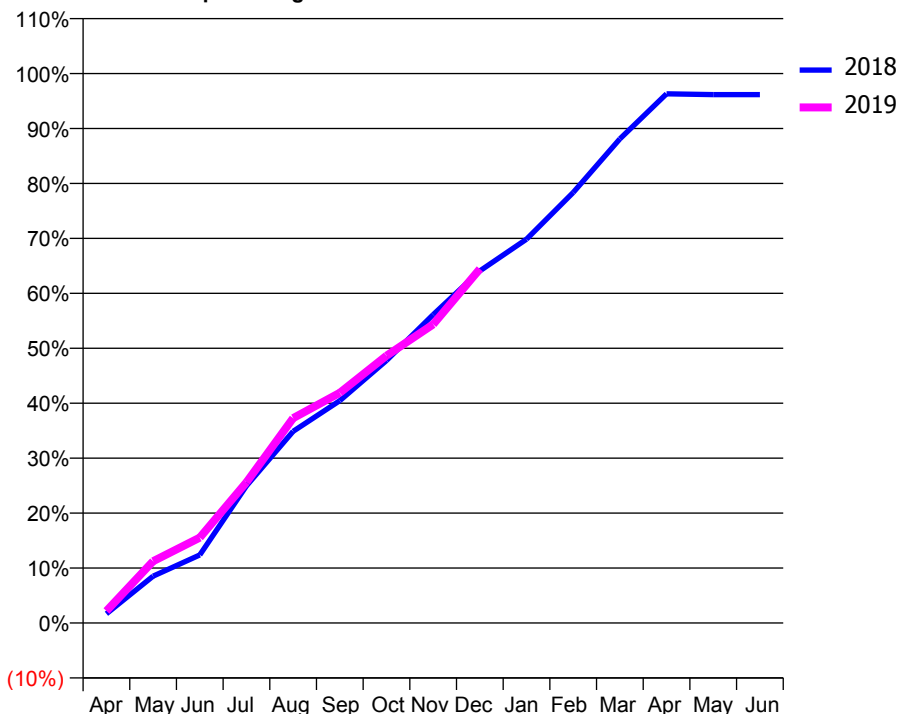
ACCESS*

Patients seen in 24 months	Total	Change since previous quarter
Quarter ending December 2017	2,448	
Quarter ending March 2018	2,346	↓
Quarter ending June 2018	2,259	↓
Quarter ending September 2018	2,310	↑
Quarter ending December 2018	2,350	→
Variance since December 2017	(4.0%)	↓



ACTIVITY

Cumulative percentage of contracted UDA delivered 2018 & 2019



Month	Adjusted Scheduled Activity (UDA)	
	2018	2019
April	121	158
May	613	808
June	890	1,117
July	1,794	1,840
August	2,507	2,679
September	2,908	3,010
October	3,433	3,496
November	4,032	3,905
December	4,605	4,630
January	5,019	
February	5,629	
March	6,331	
April	6,920	
May	6,909	
June	6,909	

QUALITY

	Quantity	Base Number	Contract	AT	Region	England
% of FP17s for the same patient ID Re-attending within 3 months - Children	30	633	4.7%	10.8%	11.6%	11.8%
% of FP17s for the same patient ID Re-attending within 3 months - Adults	215	2,196	9.8%	14.0%	15.1%	15.6%
% of FP17s for the same patient ID Re-attending between 3 & 9 months - Children	375	633	59.2%	59.8%	59.9%	58.8%
% of FP17s for the same patient ID Re-attending between 3 & 9 months - Adults	1,314	2,196	59.8%	49.4%	52.0%	51.0%
% of FP17s for Band 1 Urgent Courses	139	2,603	5.3%	9.0%	8.0%	9.0%
% of FP17s Relating to Free Repair or Replacements	23	2,603	0.9%	0.7%	0.8%	0.8%
% of FP17s Relating to Continuations	34	2,603	1.3%	1.0%	0.9%	0.9%
% of Patients satisfied with the dentistry they have received	3	3	N/A	93.7%	93.6%	93.2%
% of Patients satisfied with the time they had to wait for an appointment	3	3	N/A	86.8%	88.6%	88.3%

* This is based on patients treated on this contract for their most recent course of treatment. Figures in italics indicate the base number of FP17s or Patient Questionnaire responses are less than 100. N/A is shown where the base number of responses is less than 10 during the period. % is calculated as Quantity/Base number*100

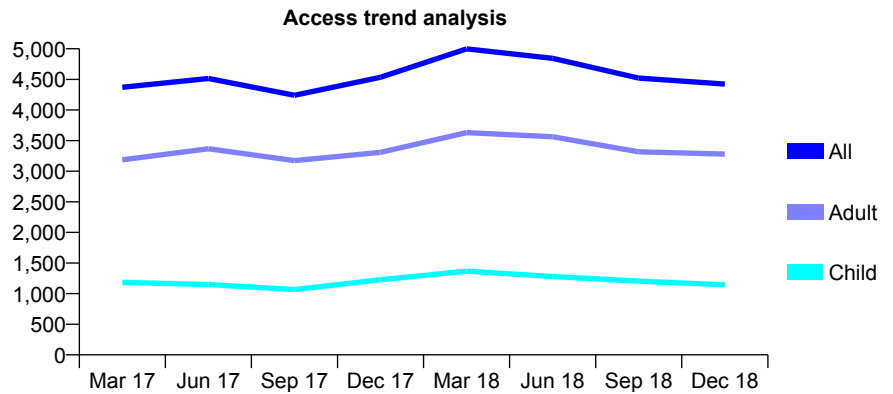
Q56 - Vital Signs At a Glance Contract Report for 162833/0004 - December 2018

Name or company name	Parish Vaid & Snehal Radia & Sanjay Shah
Contract type name	GDS Contract
Purpose of contract	General
Contract start date	15/11/2013
Contract end date	

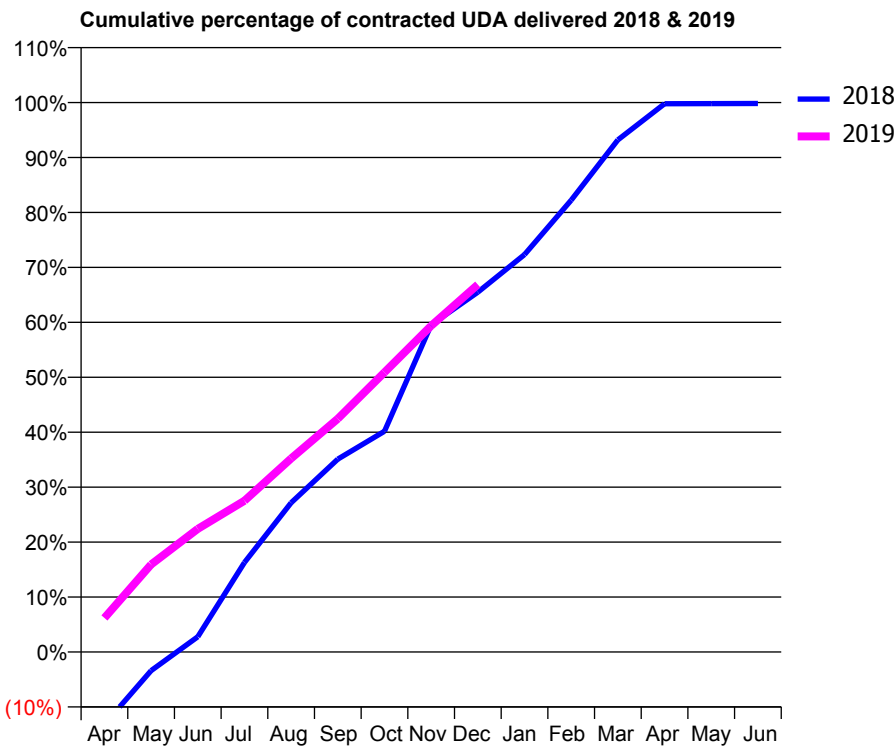
18/19 Contracted general activity (UDA)	14,285
Carry forward general activity (UDA)	27
18/19 Contracted orthodontic activity (UOA)	0
Carry forward orthodontic activity (UOA)	0
Baseline contract value	£378,788.38

ACCESS*

Patients seen in 24 months	Total	Change since previous quarter
Quarter ending December 2017	4,535	
Quarter ending March 2018	4,998	↑
Quarter ending June 2018	4,844	↓
Quarter ending September 2018	4,521	↓
Quarter ending December 2018	4,424	↓
Variance since December 2017	(2.4%)	↓



ACTIVITY



Month	Adjusted Scheduled Activity (UDA)	
	2018	2019
April	-1,886	885
May	-487	2,275
June	396	3,202
July	2,329	3,934
August	3,879	5,030
September	5,013	6,064
October	5,739	7,272
November	8,504	8,482
December	9,354	9,552
January	10,331	
February	11,748	
March	13,313	
April	14,253	
May	14,254	
June	14,258	

QUALITY

	Quantity	Base Number	Contract	AT	Region	England
% of FP17s for the same patient ID Re-attending within 3 months - Children	48	1,237	3.9%	10.8%	11.6%	11.8%
% of FP17s for the same patient ID Re-attending within 3 months - Adults	332	3,627	9.2%	14.0%	15.1%	15.6%
% of FP17s for the same patient ID Re-attending between 3 & 9 months - Children	568	1,237	45.9%	59.8%	59.9%	58.8%
% of FP17s for the same patient ID Re-attending between 3 & 9 months - Adults	1,365	3,627	37.6%	49.4%	52.0%	51.0%
% of FP17s for Band 1 Urgent Courses	548	4,531	12.1%	9.0%	8.0%	9.0%
% of FP17s Relating to Free Repair or Replacements	45	4,531	1.0%	0.7%	0.8%	0.8%
% of FP17s Relating to Continuations	39	4,531	0.9%	1.0%	0.9%	0.9%
% of Patients satisfied with the dentistry they have received	1	1	N/A	93.7%	93.6%	93.2%
% of Patients satisfied with the time they had to wait for an appointment	1	1	N/A	86.8%	88.6%	88.3%

* This is based on patients treated on this contract for their most recent course of treatment. Figures in italics indicate the base number of FP17s or Patient Questionnaire responses are less than 100. N/A is shown where the base number of responses is less than 10 during the period. % is calculated as Quantity/Base number*100

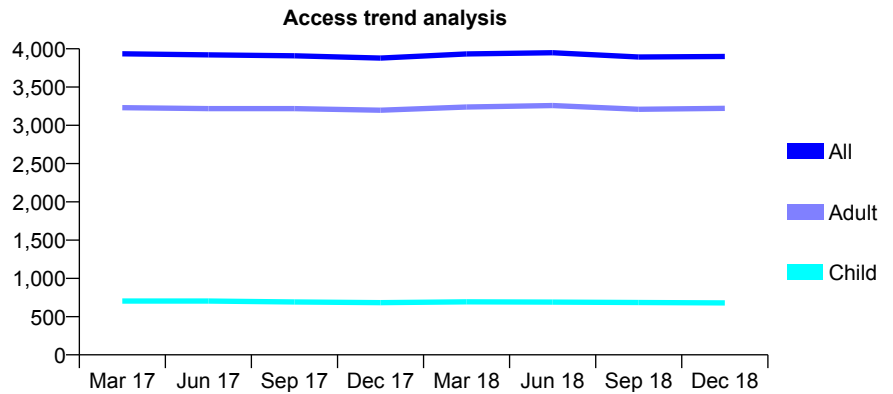
Q56 - Vital Signs At a Glance Contract Report for 162833/0005 - December 2018

Name or company name	Parish Vaid & Snehal Radia & Sanjay Shah
Contract type name	Pilot Contract
Purpose of contract	General
Contract start date	15/11/2013
Contract end date	

18/19 Contracted general activity (UDA)	7,509
Carry forward general activity (UDA)	-150
18/19 Contracted orthodontic activity (UOA)	0
Carry forward orthodontic activity (UOA)	0
Baseline contract value	£306,587.85

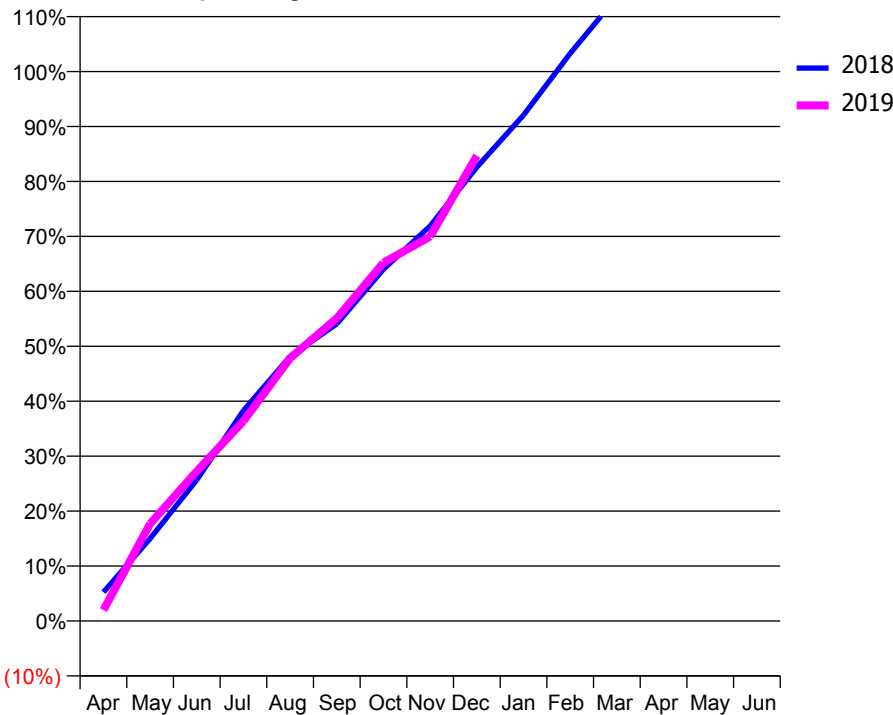
ACCESS*

Patients seen in 24 months	Total	Change since previous quarter
Quarter ending December 2017	3,879	
Quarter ending March 2018	3,933	→
Quarter ending June 2018	3,949	→
Quarter ending September 2018	3,893	↓
Quarter ending December 2018	3,900	→
Variance since December 2017	0.5%	→



ACTIVITY

Cumulative percentage of contracted UDA delivered 2018 & 2019



Month	Adjusted Scheduled Activity (UDA)	
	2018	2019
April	395	150
May	1,127	1,329
June	1,929	2,047
July	2,877	2,732
August	3,617	3,593
September	4,061	4,137
October	4,808	4,898
November	5,399	5,255
December	6,202	6,359
January	6,913	
February	7,757	
March	8,521	
April	8,909	
May	8,916	
June	8,915	

QUALITY

	Quantity	Base Number	Contract	AT	Region	England
% of FP17s for the same patient ID Re-attending within 3 months - Children	39	781	5.0%	10.8%	11.6%	11.8%
% of FP17s for the same patient ID Re-attending within 3 months - Adults	619	3,535	17.5%	14.0%	15.1%	15.6%
% of FP17s for the same patient ID Re-attending between 3 & 9 months - Children	517	781	66.2%	59.8%	59.9%	58.8%
% of FP17s for the same patient ID Re-attending between 3 & 9 months - Adults	1,845	3,535	52.2%	49.4%	52.0%	51.0%
% of FP17s for Band 1 Urgent Courses	415	4,052	10.2%	9.0%	8.0%	9.0%
% of FP17s Relating to Free Repair or Replacements	26	4,052	0.6%	0.7%	0.8%	0.8%
% of FP17s Relating to Continuations	134	4,052	3.3%	1.0%	0.9%	0.9%
% of Patients satisfied with the dentistry they have received	3	3	N/A	93.7%	93.6%	93.2%
% of Patients satisfied with the time they had to wait for an appointment	3	3	N/A	86.8%	88.6%	88.3%

* This is based on patients treated on this contract for their most recent course of treatment. Figures in italics indicate the base number of FP17s or Patient Questionnaire responses are less than 100. N/A is shown where the base number of responses is less than 10 during the period. % is calculated as Quantity/Base number*100

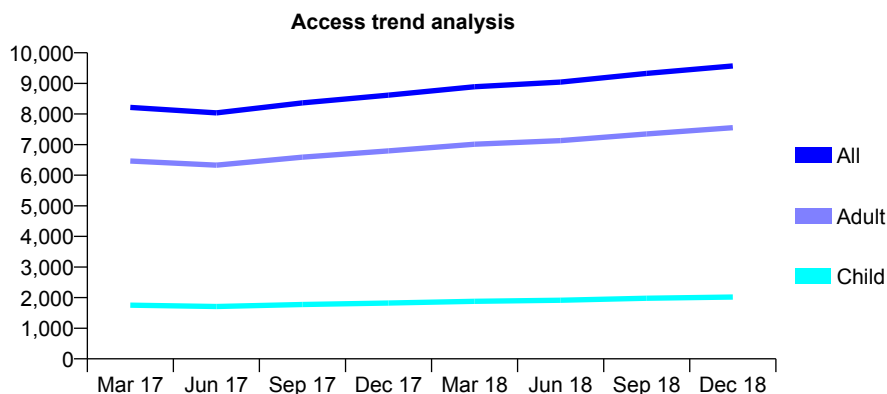
Q56 - Vital Signs At a Glance Contract Report for 162981/0001 - December 2018

Name or company name	Esmerelle Limited
Contract type name	GDS Contract
Purpose of contract	General and Orthodontic
Contract start date	01/08/2011
Contract end date	

18/19 Contracted general activity (UDA)	28,860
Carry forward general activity (UDA)	-577
18/19 Contracted orthodontic activity (UOA)	64
Carry forward orthodontic activity (UOA)	0
Baseline contract value	£762,133.72

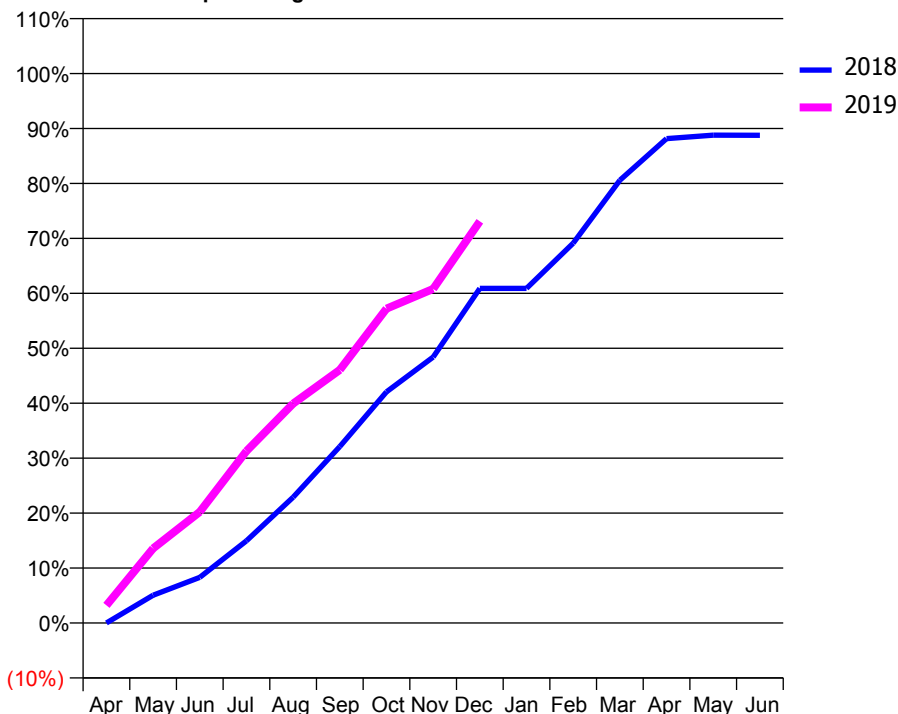
ACCESS*

Patients seen in 24 months	Total	Change since previous quarter
Quarter ending December 2017	8,617	
Quarter ending March 2018	8,891	↑
Quarter ending June 2018	9,045	→
Quarter ending September 2018	9,326	↑
Quarter ending December 2018	9,571	↑
Variance since December 2017	11.1%	↑



ACTIVITY

Cumulative percentage of contracted UDA delivered 2018 & 2019



Month	Adjusted Scheduled Activity (UDA)	
	2018	2019
April	0	925
May	1,457	3,918
June	2,401	5,840
July	4,317	9,034
August	6,608	11,525
September	9,272	13,297
October	12,141	16,510
November	13,967	17,549
December	17,574	21,101
January	17,574	
February	19,946	
March	23,257	
April	25,440	
May	25,620	
June	25,615	

QUALITY

	Quantity	Base Number	Contract	AT	Region	England
% of FP17s for the same patient ID Re-attending within 3 months - Children	153	2,459	6.2%	10.8%	11.6%	11.8%
% of FP17s for the same patient ID Re-attending within 3 months - Adults	1,037	8,574	12.1%	14.0%	15.1%	15.6%
% of FP17s for the same patient ID Re-attending between 3 & 9 months - Children	1,554	2,459	63.2%	59.8%	59.9%	58.8%
% of FP17s for the same patient ID Re-attending between 3 & 9 months - Adults	5,065	8,574	59.1%	49.4%	52.0%	51.0%
% of FP17s for Band 1 Urgent Courses	661	9,981	6.6%	9.0%	8.0%	9.0%
% of FP17s Relating to Free Repair or Replacements	73	9,981	0.7%	0.7%	0.8%	0.8%
% of FP17s Relating to Continuations	48	9,981	0.5%	1.0%	0.9%	0.9%
% of Patients satisfied with the dentistry they have received	8	8	N/A	93.7%	93.6%	93.2%
% of Patients satisfied with the time they had to wait for an appointment	7	8	N/A	86.8%	88.6%	88.3%

* This is based on patients treated on this contract for their most recent course of treatment. Figures in italics indicate the base number of FP17s or Patient Questionnaire responses are less than 100. N/A is shown where the base number of responses is less than 10 during the period. % is calculated as Quantity/Base number*100

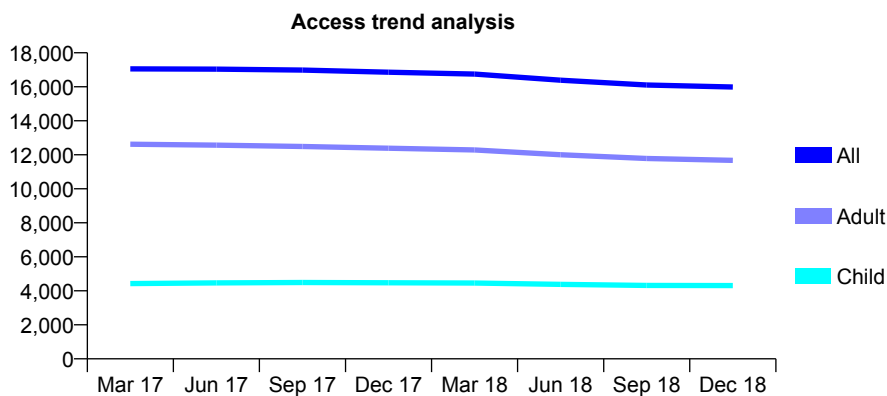
Q56 - Vital Signs At a Glance Contract Report for 163570/0001 - December 2018

Name or company name	Chequer Hall Dental Practice
Contract type name	GDS Contract
Purpose of contract	General
Contract start date	01/04/2011
Contract end date	

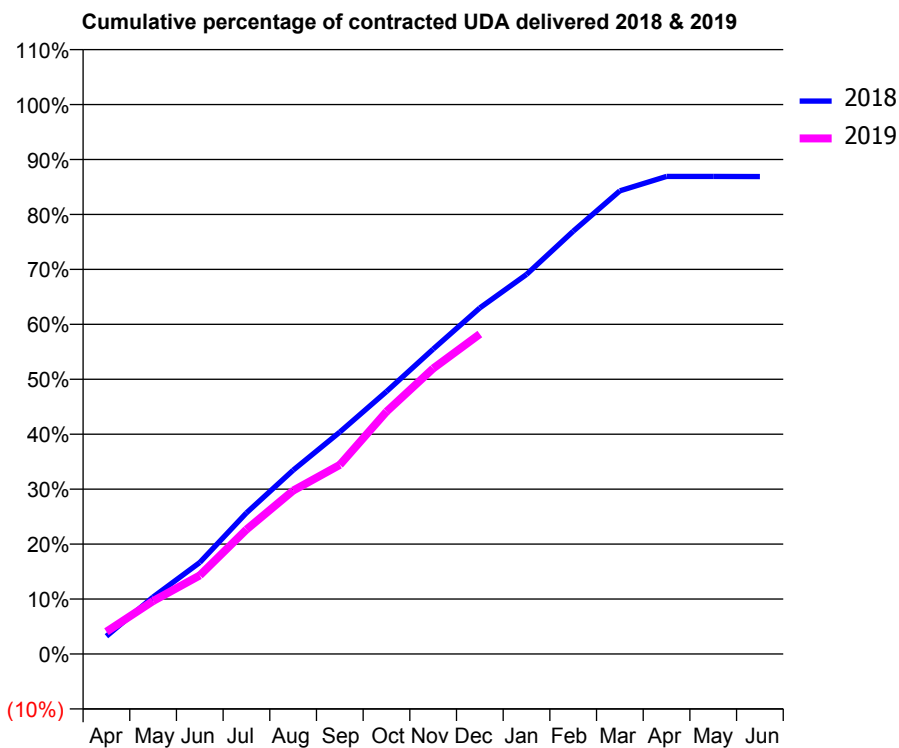
18/19 Contracted general activity (UDA)	45,026
Carry forward general activity (UDA)	0
18/19 Contracted orthodontic activity (UOA)	0
Carry forward orthodontic activity (UOA)	0
Baseline contract value	£1,380,623.44

ACCESS*

Patients seen in 24 months	Total	Change since previous quarter
Quarter ending December 2017	16,862	
Quarter ending March 2018	16,746	→
Quarter ending June 2018	16,388	↓
Quarter ending September 2018	16,107	↓
Quarter ending December 2018	15,989	→
Variance since December 2017	(5.2%)	↓



ACTIVITY



Month	Adjusted Scheduled Activity (UDA)	
	2018	2019
April	1,560	1,828
May	4,982	4,347
June	8,006	6,439
July	12,333	10,201
August	16,063	13,394
September	19,398	15,502
October	22,944	19,857
November	26,649	23,404
December	30,246	26,223
January	33,169	
February	36,946	
March	40,483	
April	41,738	
May	41,746	
June	41,731	

QUALITY

	Quantity	Base Number	Contract	AT	Region	England
% of FP17s for the same patient ID Re-attending within 3 months - Children	208	4,561	4.6%	10.8%	11.6%	11.8%
% of FP17s for the same patient ID Re-attending within 3 months - Adults	1,042	10,582	9.8%	14.0%	15.1%	15.6%
% of FP17s for the same patient ID Re-attending between 3 & 9 months - Children	2,793	4,561	61.2%	59.8%	59.9%	58.8%
% of FP17s for the same patient ID Re-attending between 3 & 9 months - Adults	4,814	10,582	45.5%	49.4%	52.0%	51.0%
% of FP17s for Band 1 Urgent Courses	388	14,500	2.7%	9.0%	8.0%	9.0%
% of FP17s Relating to Free Repair or Replacements	115	14,500	0.8%	0.7%	0.8%	0.8%
% of FP17s Relating to Continuations	297	14,500	2.0%	1.0%	0.9%	0.9%
% of Patients satisfied with the dentistry they have received	7	7	N/A	93.7%	93.6%	93.2%
% of Patients satisfied with the time they had to wait for an appointment	4	7	N/A	86.8%	88.6%	88.3%

* This is based on patients treated on this contract for their most recent course of treatment. Figures in italics indicate the base number of FP17s or Patient Questionnaire responses are less than 100. N/A is shown where the base number of responses is less than 10 during the period. % is calculated as Quantity/Base number*100

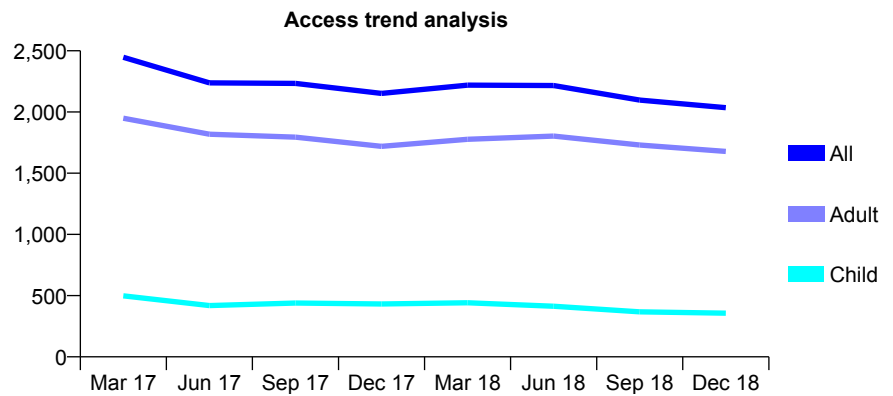
Q56 - Vital Signs At a Glance Contract Report for 167231/0001 - December 2018

Name or company name	Onefiveseven Partnership
Contract type name	GDS Contract
Purpose of contract	General
Contract start date	12/10/2009
Contract end date	

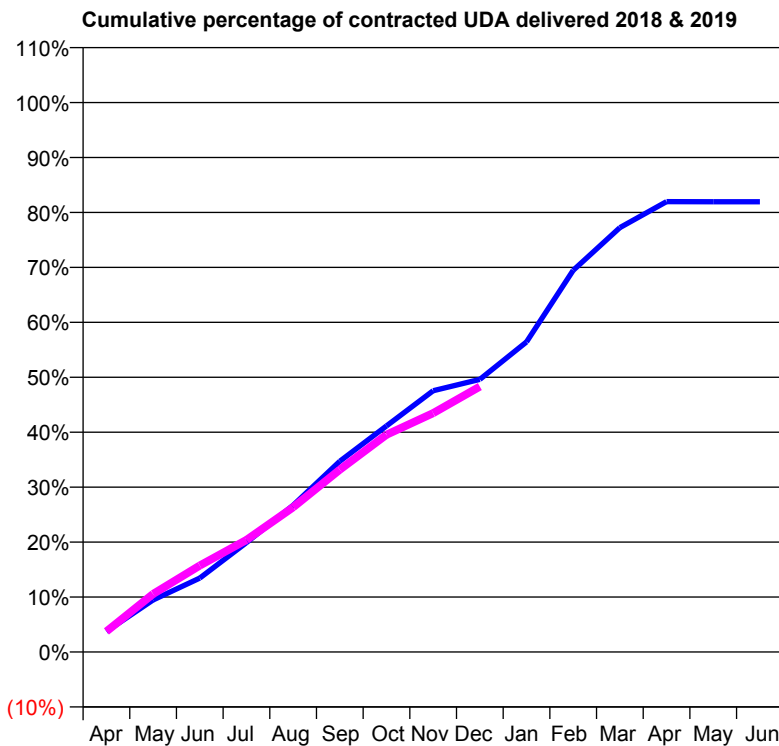
18/19 Contracted general activity (UDA)	6,208
Carry forward general activity (UDA)	0
18/19 Contracted orthodontic activity (UOA)	0
Carry forward orthodontic activity (UOA)	0
Baseline contract value	£219,450.82

ACCESS*

Patients seen in 24 months	Total	Change since previous quarter
Quarter ending December 2017	2,152	
Quarter ending March 2018	2,219	↑
Quarter ending June 2018	2,216	→
Quarter ending September 2018	2,098	↓
Quarter ending December 2018	2,035	↓
Variance since December 2017	(5.4%)	↓



ACTIVITY



Month	Adjusted Scheduled Activity (UDA)	
	2018	2019
April	232	233
May	589	657
June	835	978
July	1,236	1,266
August	1,658	1,636
September	2,156	2,061
October	2,555	2,454
November	2,952	2,700
December	3,080	2,999
January	3,503	
February	4,313	
March	4,794	
April	5,088	
May	5,087	
June	5,087	

QUALITY

	Quantity	Base Number	Contract	AT	Region	England
% of FP17s for the same patient ID Re-attending within 3 months - Children	17	411	4.1%	10.8%	11.6%	11.8%
% of FP17s for the same patient ID Re-attending within 3 months - Adults	109	1,551	7.0%	14.0%	15.1%	15.6%
% of FP17s for the same patient ID Re-attending between 3 & 9 months - Children	286	411	69.6%	59.8%	59.9%	58.8%
% of FP17s for the same patient ID Re-attending between 3 & 9 months - Adults	707	1,551	45.6%	49.4%	52.0%	51.0%
% of FP17s for Band 1 Urgent Courses	31	1,823	1.7%	9.0%	8.0%	9.0%
% of FP17s Relating to Free Repair or Replacements	11	1,823	0.6%	0.7%	0.8%	0.8%
% of FP17s Relating to Continuations	24	1,823	1.3%	1.0%	0.9%	0.9%
% of Patients satisfied with the dentistry they have received	0	0	N/A	93.7%	93.6%	93.2%
% of Patients satisfied with the time they had to wait for an appointment	0	0	N/A	86.8%	88.6%	88.3%

* This is based on patients treated on this contract for their most recent course of treatment. Figures in italics indicate the base number of FP17s or Patient Questionnaire responses are less than 100. N/A is shown where the base number of responses is less than 10 during the period. % is calculated as Quantity/Base number*100

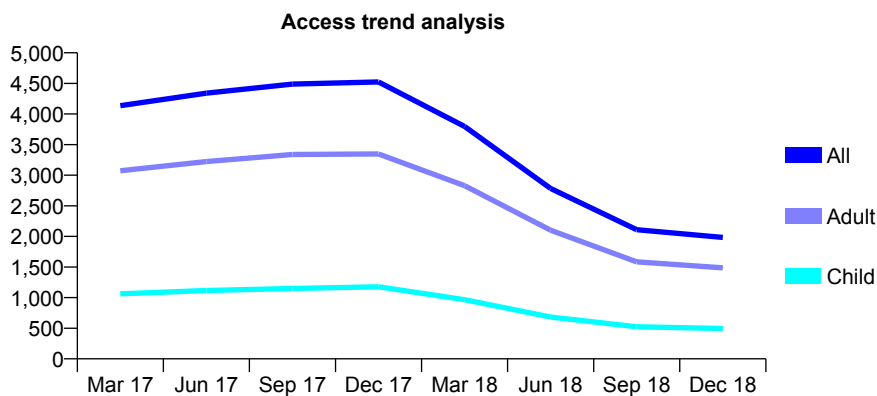
Q56 - Vital Signs At a Glance Contract Report for 167231/0002 - December 2018

Name or company name	Onefiveseven Partnership
Contract type name	GDS Contract
Purpose of contract	General
Contract start date	12/10/2009
Contract end date	

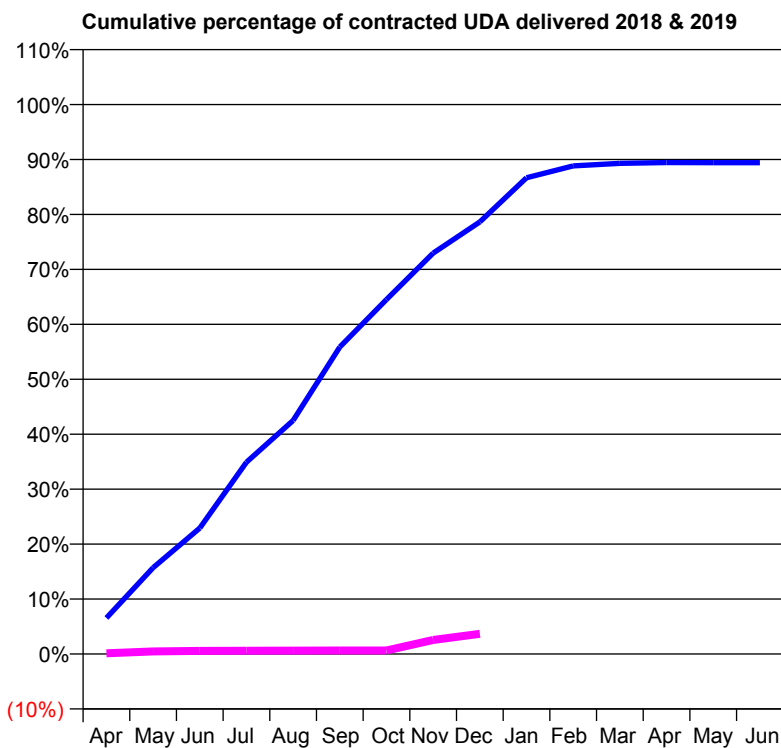
18/19 Contracted general activity (UDA)	11,708
Carry forward general activity (UDA)	0
18/19 Contracted orthodontic activity (UOA)	0
Carry forward orthodontic activity (UOA)	0
Baseline contract value	£327,700.73

ACCESS*

Patients seen in 24 months	Total	Change since previous quarter
Quarter ending December 2017	4,525	
Quarter ending March 2018	3,796	↓
Quarter ending June 2018	2,783	↓
Quarter ending September 2018	2,109	↓
Quarter ending December 2018	1,984	↓
Variance since December 2017	(56.2%)	↓



ACTIVITY



Month	Adjusted Scheduled Activity (UDA)	
	2018	2019
April	767	17
May	1,840	55
June	2,684	67
July	4,087	71
August	4,978	72
September	6,543	74
October	7,553	74
November	8,541	299
December	9,206	430
January	10,146	
February	10,399	
March	10,455	
April	10,470	
May	10,469	
June	10,469	

QUALITY

	Quantity	Base Number	Contract	AT	Region	England
% of FP17s for the same patient ID Re-attending within 3 months - Children	0	50	0.0%	10.8%	11.6%	11.8%
% of FP17s for the same patient ID Re-attending within 3 months - Adults	8	182	4.4%	14.0%	15.1%	15.6%
% of FP17s for the same patient ID Re-attending between 3 & 9 months - Children	2	50	4.0%	59.8%	59.9%	58.8%
% of FP17s for the same patient ID Re-attending between 3 & 9 months - Adults	17	182	9.3%	49.4%	52.0%	51.0%
% of FP17s for Band 1 Urgent Courses	32	229	14.0%	9.0%	8.0%	9.0%
% of FP17s Relating to Free Repair or Replacements	0	229	0.0%	0.7%	0.8%	0.8%
% of FP17s Relating to Continuations	1	229	0.4%	1.0%	0.9%	0.9%
% of Patients satisfied with the dentistry they have received	0	0	N/A	93.7%	93.6%	93.2%
% of Patients satisfied with the time they had to wait for an appointment	0	0	N/A	86.8%	88.6%	88.3%

* This is based on patients treated on this contract for their most recent course of treatment. Figures in italics indicate the base number of FP17s or Patient Questionnaire responses are less than 100. N/A is shown where the base number of responses is less than 10 during the period. % is calculated as Quantity/Base number*100

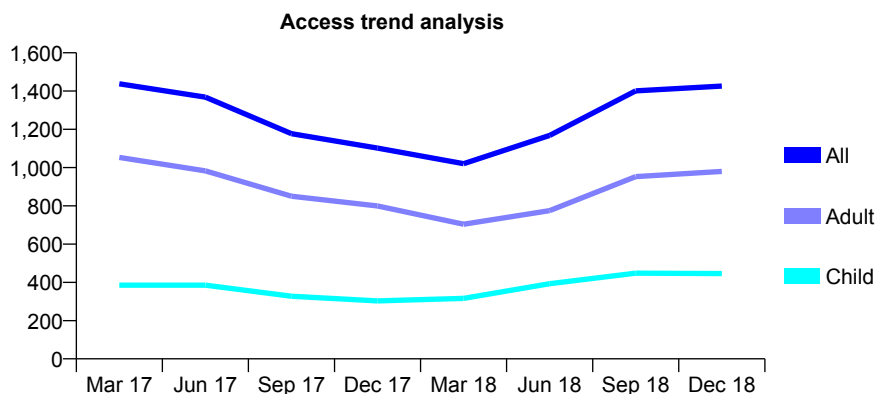
Q56 - Vital Signs At a Glance Contract Report for 167231/0004 - December 2018

Name or company name	Onefiveseven Partnership
Contract type name	GDS Contract
Purpose of contract	General
Contract start date	12/10/2009
Contract end date	

18/19 Contracted general activity (UDA)	4,000
Carry forward general activity (UDA)	0
18/19 Contracted orthodontic activity (UOA)	0
Carry forward orthodontic activity (UOA)	0
Baseline contract value	£102,435.15

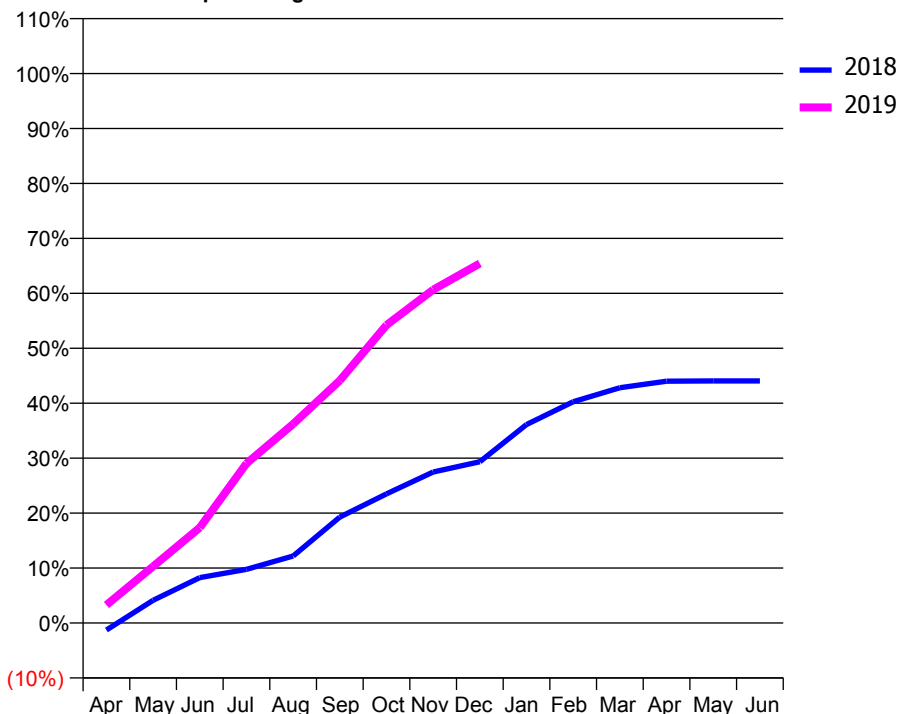
ACCESS*

Patients seen in 24 months	Total	Change since previous quarter
Quarter ending December 2017	1,102	
Quarter ending March 2018	1,020	↓
Quarter ending June 2018	1,168	↑
Quarter ending September 2018	1,401	↑
Quarter ending December 2018	1,426	→
Variance since December 2017	29.4%	↑



ACTIVITY

Cumulative percentage of contracted UDA delivered 2018 & 2019



Month	Adjusted Scheduled Activity (UDA)	
	2018	2019
April	-65	131
May	207	412
June	413	695
July	489	1,162
August	609	1,449
September	964	1,766
October	1,175	2,169
November	1,374	2,427
December	1,467	2,617
January	1,806	
February	2,013	
March	2,141	
April	2,200	
May	2,203	
June	2,203	

QUALITY

	Quantity	Base Number	Contract	AT	Region	England
% of FP17s for the same patient ID Re-attending within 3 months - Children	22	540	4.1%	10.8%	11.6%	11.8%
% of FP17s for the same patient ID Re-attending within 3 months - Adults	106	1,047	10.1%	14.0%	15.1%	15.6%
% of FP17s for the same patient ID Re-attending between 3 & 9 months - Children	254	540	47.0%	59.8%	59.9%	58.8%
% of FP17s for the same patient ID Re-attending between 3 & 9 months - Adults	327	1,047	31.2%	49.4%	52.0%	51.0%
% of FP17s for Band 1 Urgent Courses	140	1,542	9.1%	9.0%	8.0%	9.0%
% of FP17s Relating to Free Repair or Replacements	10	1,542	0.6%	0.7%	0.8%	0.8%
% of FP17s Relating to Continuations	25	1,542	1.6%	1.0%	0.9%	0.9%
% of Patients satisfied with the dentistry they have received	0	0	N/A	93.7%	93.6%	93.2%
% of Patients satisfied with the time they had to wait for an appointment	0	0	N/A	86.8%	88.6%	88.3%

* This is based on patients treated on this contract for their most recent course of treatment. Figures in italics indicate the base number of FP17s or Patient Questionnaire responses are less than 100. N/A is shown where the base number of responses is less than 10 during the period. % is calculated as Quantity/Base number*100

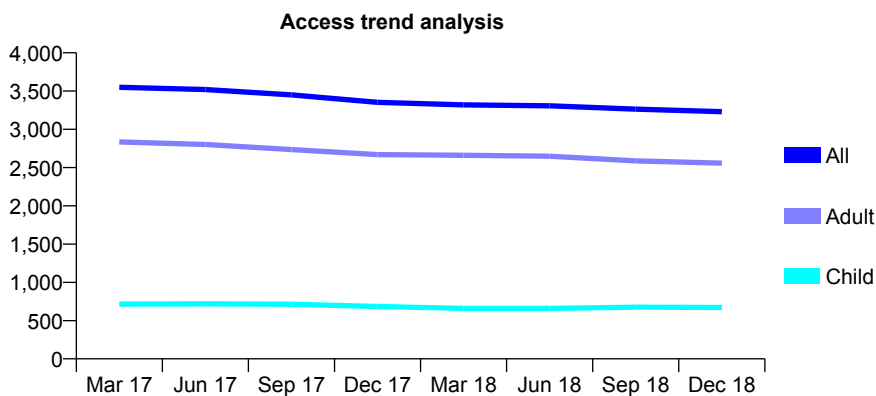
Q56 - Vital Signs At a Glance Contract Report for 168300/0001 - December 2018

Name or company name	Witard Dental Practice
Contract type name	GDS Contract
Purpose of contract	General
Contract start date	05/05/2011
Contract end date	

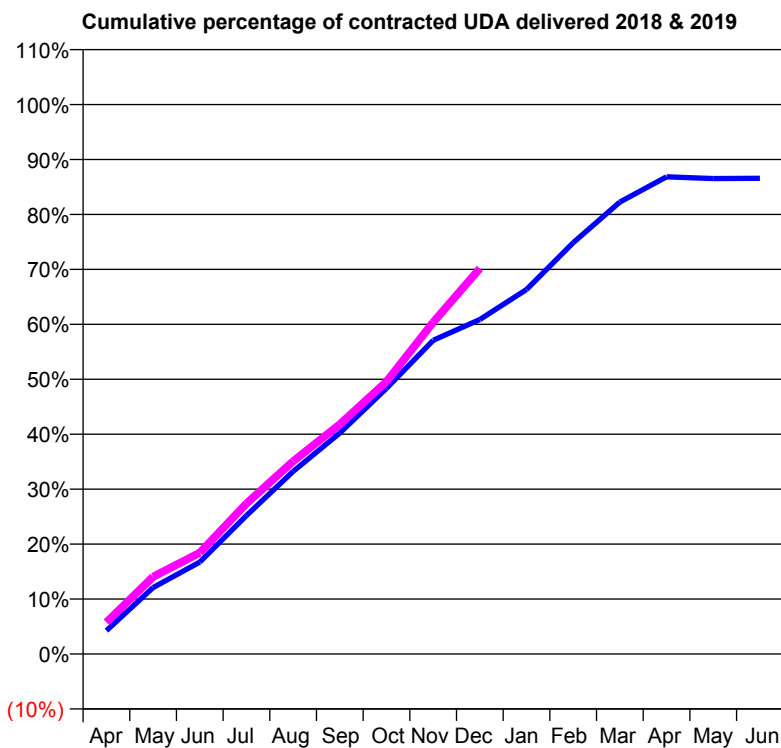
18/19 Contracted general activity (UDA)	13,132
Carry forward general activity (UDA)	0
18/19 Contracted orthodontic activity (UOA)	0
Carry forward orthodontic activity (UOA)	0
Baseline contract value	£318,985.05

ACCESS*

Patients seen in 24 months	Total	Change since previous quarter
Quarter ending December 2017	3,353	
Quarter ending March 2018	3,320	→
Quarter ending June 2018	3,308	→
Quarter ending September 2018	3,264	↓
Quarter ending December 2018	3,230	↓
Variance since December 2017	(3.7%)	↓



ACTIVITY



Adjusted Scheduled Activity (UDA)		
Month	2018	2019
April	561	756
May	1,587	1,847
June	2,199	2,420
July	3,310	3,597
August	4,366	4,608
September	5,283	5,490
October	6,348	6,510
November	7,495	7,927
December	7,993	9,214
January	8,712	
February	9,830	
March	10,803	
April	11,403	
May	11,362	
June	11,368	

QUALITY

	Quantity	Base Number	Contract	AT	Region	England
% of FP17s for the same patient ID Re-attending within 3 months - Children	46	691	6.7%	10.8%	11.6%	11.8%
% of FP17s for the same patient ID Re-attending within 3 months - Adults	415	2,772	15.0%	14.0%	15.1%	15.6%
% of FP17s for the same patient ID Re-attending between 3 & 9 months - Children	401	691	58.0%	59.8%	59.9%	58.8%
% of FP17s for the same patient ID Re-attending between 3 & 9 months - Adults	1,619	2,772	58.4%	49.4%	52.0%	51.0%
% of FP17s for Band 1 Urgent Courses	200	3,231	6.2%	9.0%	8.0%	9.0%
% of FP17s Relating to Free Repair or Replacements	19	3,231	0.6%	0.7%	0.8%	0.8%
% of FP17s Relating to Continuations	56	3,231	1.7%	1.0%	0.9%	0.9%
% of Patients satisfied with the dentistry they have received	0	0	N/A	93.7%	93.6%	93.2%
% of Patients satisfied with the time they had to wait for an appointment	0	0	N/A	86.8%	88.6%	88.3%

* This is based on patients treated on this contract for their most recent course of treatment. Figures in italics indicate the base number of FP17s or Patient Questionnaire responses are less than 100. N/A is shown where the base number of responses is less than 10 during the period. % is calculated as Quantity/Base number*100

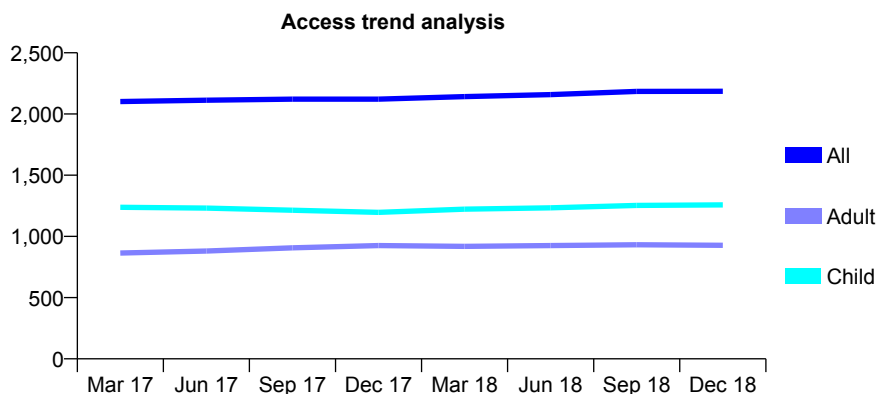
Q56 - Vital Signs At a Glance Contract Report for 168793/0001 - December 2018

Name or company name	Guildhall Dental Practice
Contract type name	GDS Contract
Purpose of contract	General and Orthodontic
Contract start date	01/04/2011
Contract end date	

18/19 Contracted general activity (UDA)	4,199
Carry forward general activity (UDA)	127
18/19 Contracted orthodontic activity (UOA)	0
Carry forward orthodontic activity (UOA)	0
Baseline contract value	£105,383.79

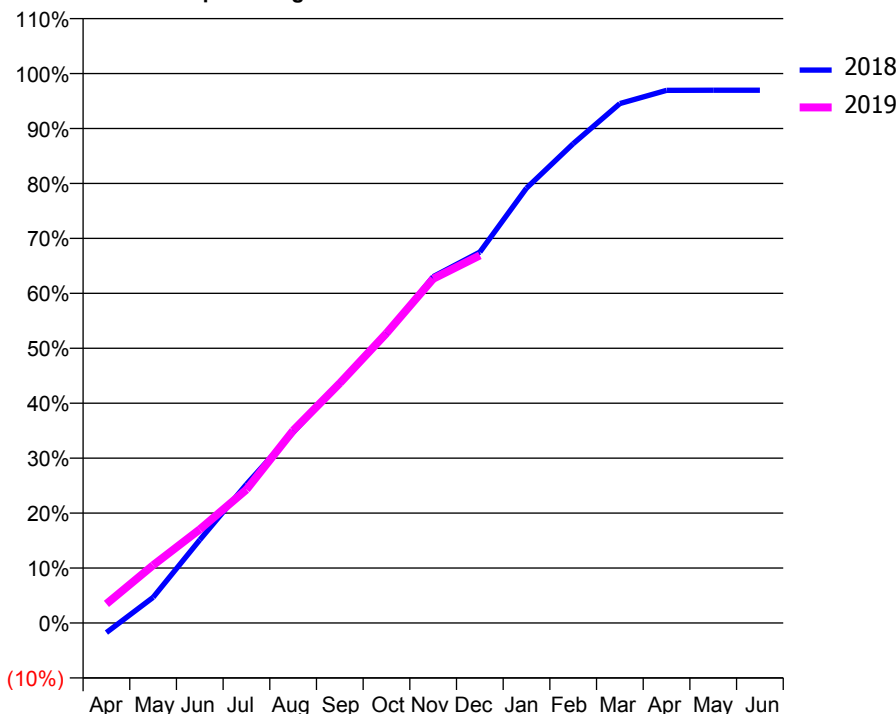
ACCESS*

Patients seen in 24 months	Total	Change since previous quarter
Quarter ending December 2017	2,122	
Quarter ending March 2018	2,142	→
Quarter ending June 2018	2,159	→
Quarter ending September 2018	2,185	→
Quarter ending December 2018	2,186	→
Variance since December 2017	3.0%	↑



ACTIVITY

Cumulative percentage of contracted UDA delivered 2018 & 2019



Month	Adjusted Scheduled Activity (UDA)	
	2018	2019
April	-74	146
May	196	441
June	636	715
July	1,060	1,020
August	1,456	1,471
September	1,837	1,833
October	2,205	2,215
November	2,647	2,630
December	2,834	2,809
January	3,323	
February	3,663	
March	3,970	
April	4,071	
May	4,072	
June	4,072	

QUALITY

	Quantity	Base Number	Contract	AT	Region	England
% of FP17s for the same patient ID Re-attending within 3 months - Children	74	1,478	5.0%	10.8%	11.6%	11.8%
% of FP17s for the same patient ID Re-attending within 3 months - Adults	69	816	8.5%	14.0%	15.1%	15.6%
% of FP17s for the same patient ID Re-attending between 3 & 9 months - Children	1,067	1,478	72.2%	59.8%	59.9%	58.8%
% of FP17s for the same patient ID Re-attending between 3 & 9 months - Adults	562	816	68.9%	49.4%	52.0%	51.0%
% of FP17s for Band 1 Urgent Courses	84	2,200	3.8%	9.0%	8.0%	9.0%
% of FP17s Relating to Free Repair or Replacements	0	2,200	0.0%	0.7%	0.8%	0.8%
% of FP17s Relating to Continuations	2	2,200	0.1%	1.0%	0.9%	0.9%
% of Patients satisfied with the dentistry they have received	0	0	N/A	93.7%	93.6%	93.2%
% of Patients satisfied with the time they had to wait for an appointment	0	0	N/A	86.8%	88.6%	88.3%

* This is based on patients treated on this contract for their most recent course of treatment. Figures in italics indicate the base number of FP17s or Patient Questionnaire responses are less than 100. N/A is shown where the base number of responses is less than 10 during the period. % is calculated as Quantity/Base number*100

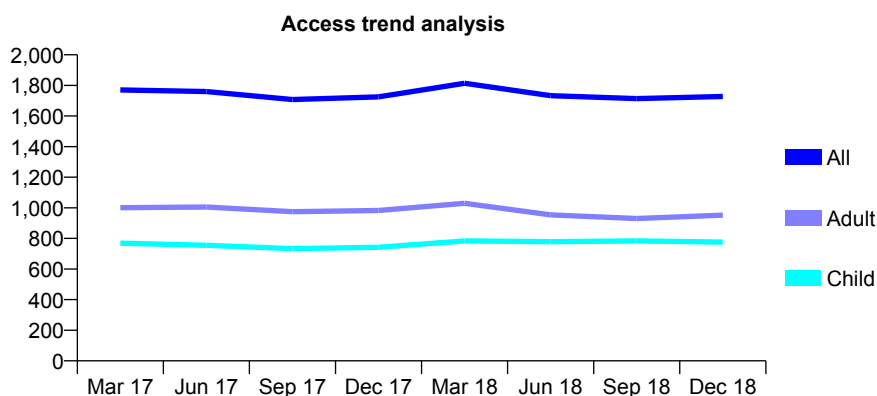
Q56 - Vital Signs At a Glance Contract Report for 171018/0001 - December 2018

Name or company name	The Hamptons Dental Care
Contract type name	GDS Contract
Purpose of contract	General
Contract start date	01/04/2009
Contract end date	

18/19 Contracted general activity (UDA)	3,694
Carry forward general activity (UDA)	0
18/19 Contracted orthodontic activity (UOA)	0
Carry forward orthodontic activity (UOA)	0
Baseline contract value	£89,009.59

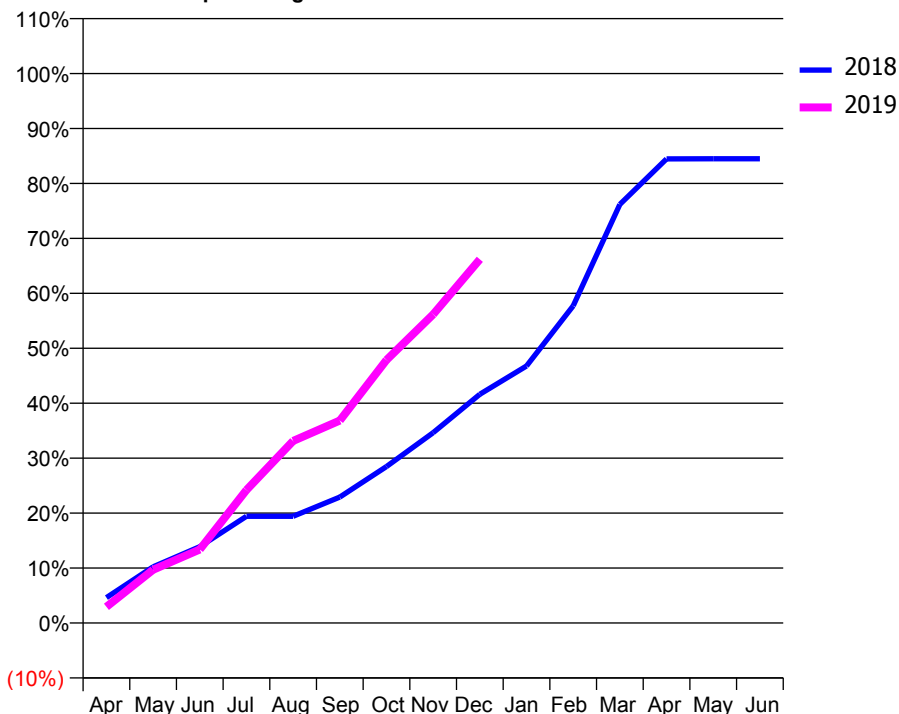
ACCESS*

Patients seen in 24 months	Total	Change since previous quarter
Quarter ending December 2017	1,725	
Quarter ending March 2018	1,814	↑
Quarter ending June 2018	1,733	↓
Quarter ending September 2018	1,714	↓
Quarter ending December 2018	1,728	→
Variance since December 2017	0.2%	→



ACTIVITY

Cumulative percentage of contracted UDA delivered 2018 & 2019



Month	Adjusted Scheduled Activity (UDA)	
	2018	2019
April	171	109
May	378	358
June	513	495
July	718	894
August	718	1,224
September	846	1,361
October	1,052	1,768
November	1,280	2,074
December	1,538	2,445
January	1,728	
February	2,132	
March	2,814	
April	3,120	
May	3,121	
June	3,121	

QUALITY

	Quantity	Base Number	Contract	AT	Region	England
% of FP17s for the same patient ID Re-attending within 3 months - Children	72	763	9.4%	10.8%	11.6%	11.8%
% of FP17s for the same patient ID Re-attending within 3 months - Adults	85	776	11.0%	14.0%	15.1%	15.6%
% of FP17s for the same patient ID Re-attending between 3 & 9 months - Children	188	763	24.6%	59.8%	59.9%	58.8%
% of FP17s for the same patient ID Re-attending between 3 & 9 months - Adults	193	776	24.9%	49.4%	52.0%	51.0%
% of FP17s for Band 1 Urgent Courses	101	1,404	7.2%	9.0%	8.0%	9.0%
% of FP17s Relating to Free Repair or Replacements	1	1,404	0.1%	0.7%	0.8%	0.8%
% of FP17s Relating to Continuations	0	1,404	0.0%	1.0%	0.9%	0.9%
% of Patients satisfied with the dentistry they have received	0	1	N/A	93.7%	93.6%	93.2%
% of Patients satisfied with the time they had to wait for an appointment	1	1	N/A	86.8%	88.6%	88.3%

* This is based on patients treated on this contract for their most recent course of treatment. Figures in italics indicate the base number of FP17s or Patient Questionnaire responses are less than 100. N/A is shown where the base number of responses is less than 10 during the period. % is calculated as Quantity/Base number*100

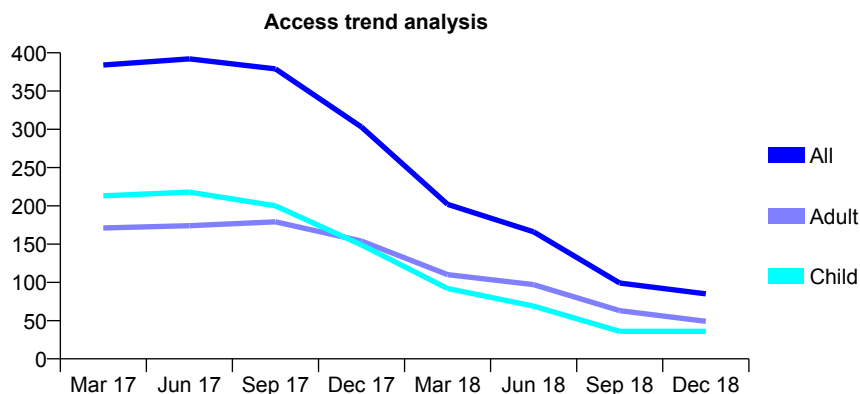
Q56 - Vital Signs At a Glance Contract Report for 171018/0002 - December 2018

Name or company name	The Hamptons Dental Care
Contract type name	GDS Contract
Purpose of contract	General
Contract start date	01/04/2009
Contract end date	

18/19 Contracted general activity (UDA)	806
Carry forward general activity (UDA)	0
18/19 Contracted orthodontic activity (UOA)	0
Carry forward orthodontic activity (UOA)	0
Baseline contract value	£20,640.69

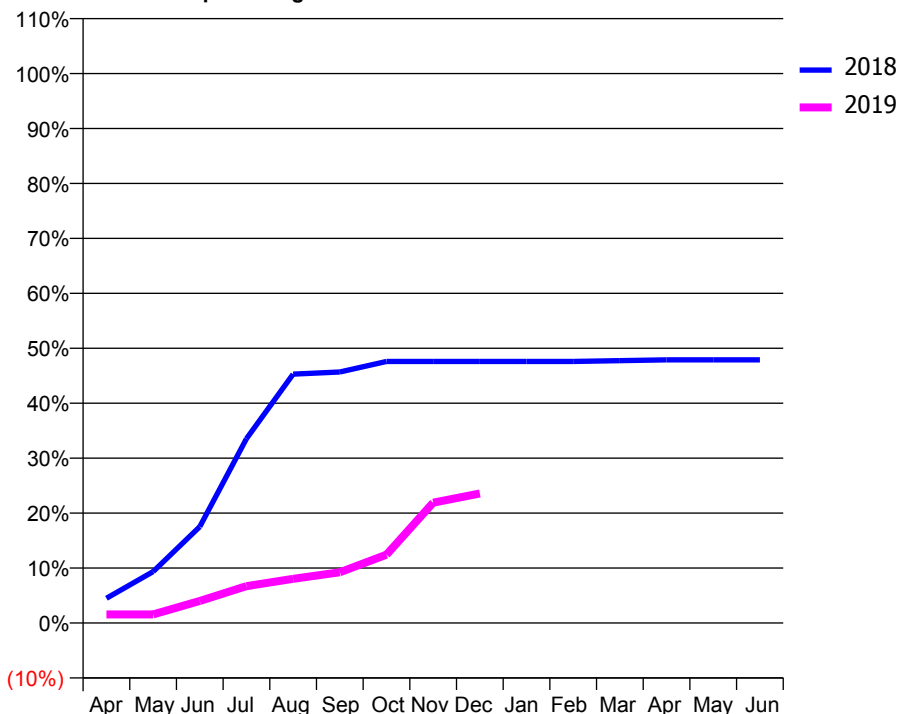
ACCESS*

Patients seen in 24 months	Total	Change since previous quarter
Quarter ending December 2017	303	
Quarter ending March 2018	202	↓
Quarter ending June 2018	166	↓
Quarter ending September 2018	99	↓
Quarter ending December 2018	85	↓
Variance since December 2017	(71.9%)	↓



ACTIVITY

Cumulative percentage of contracted UDA delivered 2018 & 2019



Month	Adjusted Scheduled Activity (UDA)	
	2018	2019
April	36	13
May	75	13
June	141	32
July	270	54
August	365	65
September	368	74
October	384	100
November	384	177
December	384	190
January	384	
February	384	
March	385	
April	386	
May	386	
June	386	

QUALITY

	Quantity	Base Number	Contract	AT	Region	England
% of FP17s for the same patient ID Re-attending within 3 months - Children	2	44	4.5%	10.8%	11.6%	11.8%
% of FP17s for the same patient ID Re-attending within 3 months - Adults	4	94	4.3%	14.0%	15.1%	15.6%
% of FP17s for the same patient ID Re-attending between 3 & 9 months - Children	0	44	0.0%	59.8%	59.9%	58.8%
% of FP17s for the same patient ID Re-attending between 3 & 9 months - Adults	1	94	1.1%	49.4%	52.0%	51.0%
% of FP17s for Band 1 Urgent Courses	95	137	69.3%	9.0%	8.0%	9.0%
% of FP17s Relating to Free Repair or Replacements	0	137	0.0%	0.7%	0.8%	0.8%
% of FP17s Relating to Continuations	0	137	0.0%	1.0%	0.9%	0.9%
% of Patients satisfied with the dentistry they have received	0	0	N/A	93.7%	93.6%	93.2%
% of Patients satisfied with the time they had to wait for an appointment	0	0	N/A	86.8%	88.6%	88.3%

* This is based on patients treated on this contract for their most recent course of treatment. Figures in italics indicate the base number of FP17s or Patient Questionnaire responses are less than 100. N/A is shown where the base number of responses is less than 10 during the period. % is calculated as Quantity/Base number*100

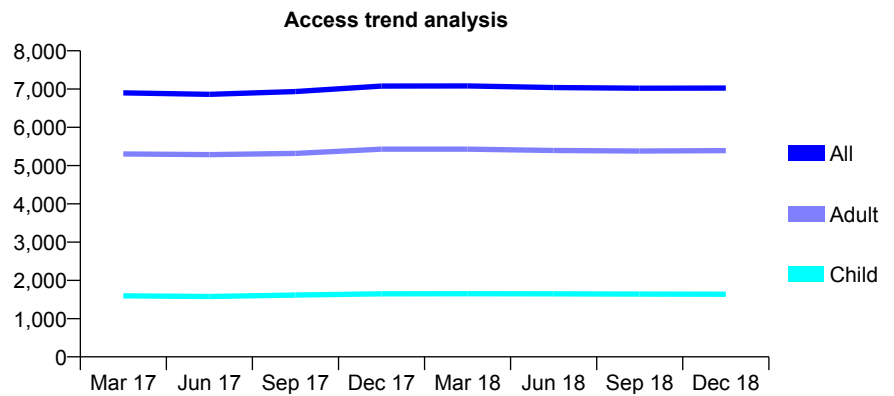
Q56 - Vital Signs At a Glance Contract Report for 171239/0001 - December 2018

Name or company name	The Loddon Dental Practice
Contract type name	GDS Contract
Purpose of contract	General and Orthodontic
Contract start date	13/10/2007
Contract end date	

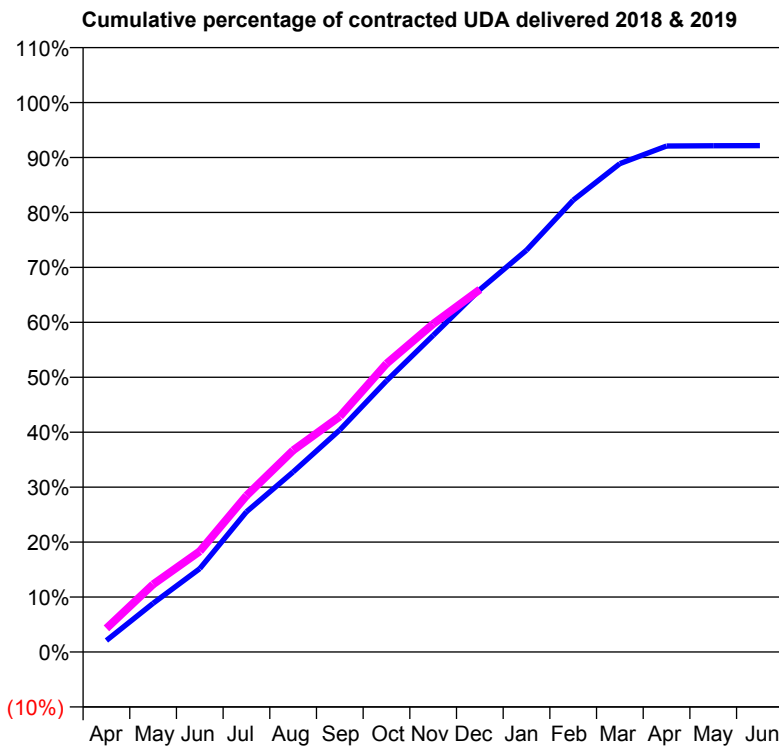
18/19 Contracted general activity (UDA)	18,962
Carry forward general activity (UDA)	0
18/19 Contracted orthodontic activity (UOA)	579
Carry forward orthodontic activity (UOA)	17
Baseline contract value	£535,210.99

ACCESS*

Patients seen in 24 months	Total	Change since previous quarter
Quarter ending December 2017	7,078	
Quarter ending March 2018	7,081	→
Quarter ending June 2018	7,040	→
Quarter ending September 2018	7,021	→
Quarter ending December 2018	7,026	→
Variance since December 2017	(0.7%)	→



ACTIVITY



Month	Adjusted Scheduled Activity (UDA)	
	2018	2019
April	400	816
May	1,680	2,337
June	2,879	3,477
July	4,839	5,397
August	6,213	6,958
September	7,664	8,128
October	9,357	9,953
November	10,925	11,324
December	12,504	12,508
January	13,868	
February	15,590	
March	16,852	
April	17,462	
May	17,471	
June	17,473	

QUALITY

	Quantity	Base Number	Contract	AT	Region	England
% of FP17s for the same patient ID Re-attending within 3 months - Children	178	1,940	9.2%	10.8%	11.6%	11.8%
% of FP17s for the same patient ID Re-attending within 3 months - Adults	695	5,533	12.6%	14.0%	15.1%	15.6%
% of FP17s for the same patient ID Re-attending between 3 & 9 months - Children	906	1,940	46.7%	59.8%	59.9%	58.8%
% of FP17s for the same patient ID Re-attending between 3 & 9 months - Adults	2,183	5,533	39.5%	49.4%	52.0%	51.0%
% of FP17s for Band 1 Urgent Courses	567	7,050	8.0%	9.0%	8.0%	9.0%
% of FP17s Relating to Free Repair or Replacements	37	7,050	0.5%	0.7%	0.8%	0.8%
% of FP17s Relating to Continuations	131	7,050	1.9%	1.0%	0.9%	0.9%
% of Patients satisfied with the dentistry they have received	7	8	N/A	93.7%	93.6%	93.2%
% of Patients satisfied with the time they had to wait for an appointment	7	8	N/A	86.8%	88.6%	88.3%

* This is based on patients treated on this contract for their most recent course of treatment. Figures in italics indicate the base number of FP17s or Patient Questionnaire responses are less than 100. N/A is shown where the base number of responses is less than 10 during the period. % is calculated as Quantity/Base number*100

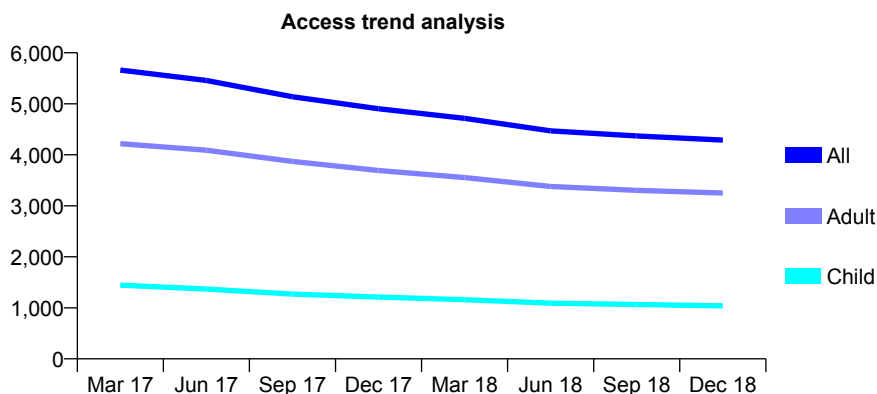
Q56 - Vital Signs At a Glance Contract Report for 171611/0001 - December 2018

Name or company name	Unnati Limited
Contract type name	GDS Contract
Purpose of contract	General
Contract start date	01/04/2010
Contract end date	

18/19 Contracted general activity (UDA)	22,500
Carry forward general activity (UDA)	0
18/19 Contracted orthodontic activity (UOA)	0
Carry forward orthodontic activity (UOA)	0
Baseline contract value	£799,631.51

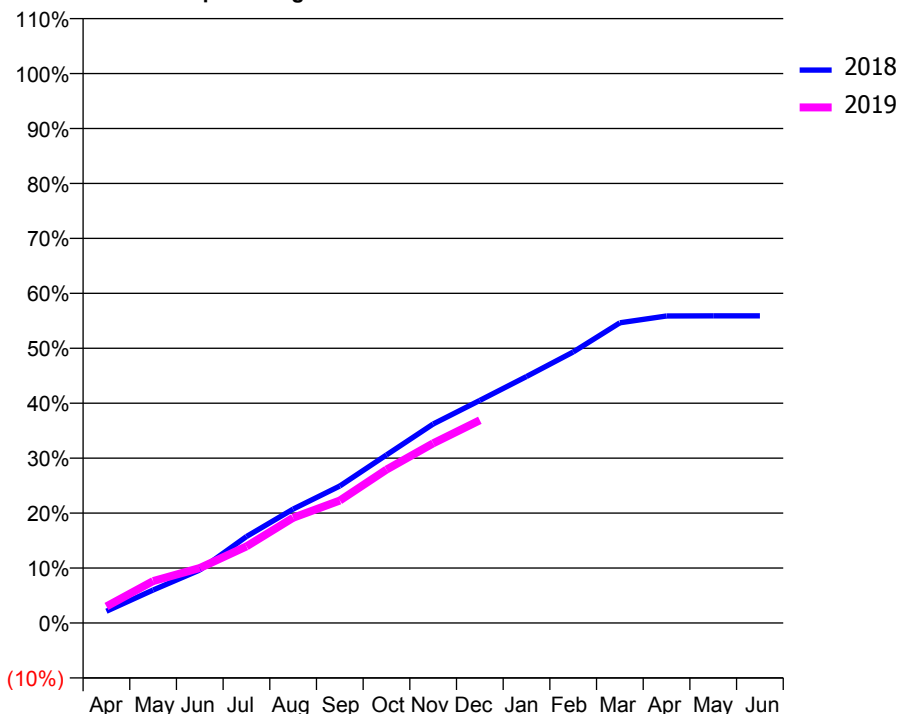
ACCESS*

Patients seen in 24 months	Total	Change since previous quarter
Quarter ending December 2017	4,904	
Quarter ending March 2018	4,714	↓
Quarter ending June 2018	4,470	↓
Quarter ending September 2018	4,369	↓
Quarter ending December 2018	4,289	↓
Variance since December 2017	(12.5%)	↓



ACTIVITY

Cumulative percentage of contracted UDA delivered 2018 & 2019



Month	Adjusted Scheduled Activity (UDA)	
	2018	2019
April	481	681
May	1,352	1,716
June	2,171	2,252
July	3,541	3,138
August	4,665	4,313
September	5,613	5,017
October	6,880	6,280
November	8,151	7,356
December	9,114	8,300
January	10,090	
February	11,097	
March	12,293	
April	12,573	
May	12,578	
June	12,578	

QUALITY

	Quantity	Base Number	Contract	AT	Region	England
% of FP17s for the same patient ID Re-attending within 3 months - Children	71	1,162	6.1%	10.8%	11.6%	11.8%
% of FP17s for the same patient ID Re-attending within 3 months - Adults	345	3,623	9.5%	14.0%	15.1%	15.6%
% of FP17s for the same patient ID Re-attending between 3 & 9 months - Children	797	1,162	68.6%	59.8%	59.9%	58.8%
% of FP17s for the same patient ID Re-attending between 3 & 9 months - Adults	2,523	3,623	69.6%	49.4%	52.0%	51.0%
% of FP17s for Band 1 Urgent Courses	227	4,648	4.9%	9.0%	8.0%	9.0%
% of FP17s Relating to Free Repair or Replacements	8	4,648	0.2%	0.7%	0.8%	0.8%
% of FP17s Relating to Continuations	45	4,648	1.0%	1.0%	0.9%	0.9%
% of Patients satisfied with the dentistry they have received	2	2	N/A	93.7%	93.6%	93.2%
% of Patients satisfied with the time they had to wait for an appointment	2	2	N/A	86.8%	88.6%	88.3%

* This is based on patients treated on this contract for their most recent course of treatment. Figures in italics indicate the base number of FP17s or Patient Questionnaire responses are less than 100. N/A is shown where the base number of responses is less than 10 during the period. % is calculated as Quantity/Base number*100

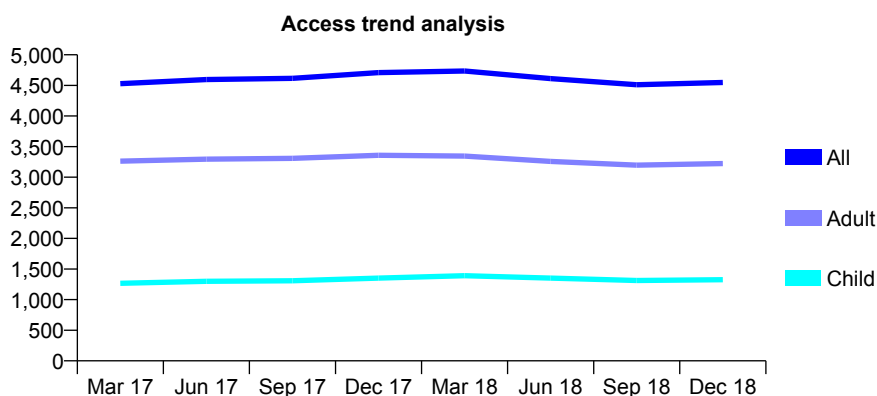
Q56 - Vital Signs At a Glance Contract Report for 173495/0001 - December 2018

Name or company name	West Earham Dental Health Practice Limited
Contract type name	Pilot Contract
Purpose of contract	General
Contract start date	01/01/2012
Contract end date	

18/19 Contracted general activity (UDA)	15,830
Carry forward general activity (UDA)	0
18/19 Contracted orthodontic activity (UOA)	0
Carry forward orthodontic activity (UOA)	0
Baseline contract value	£360,997.08

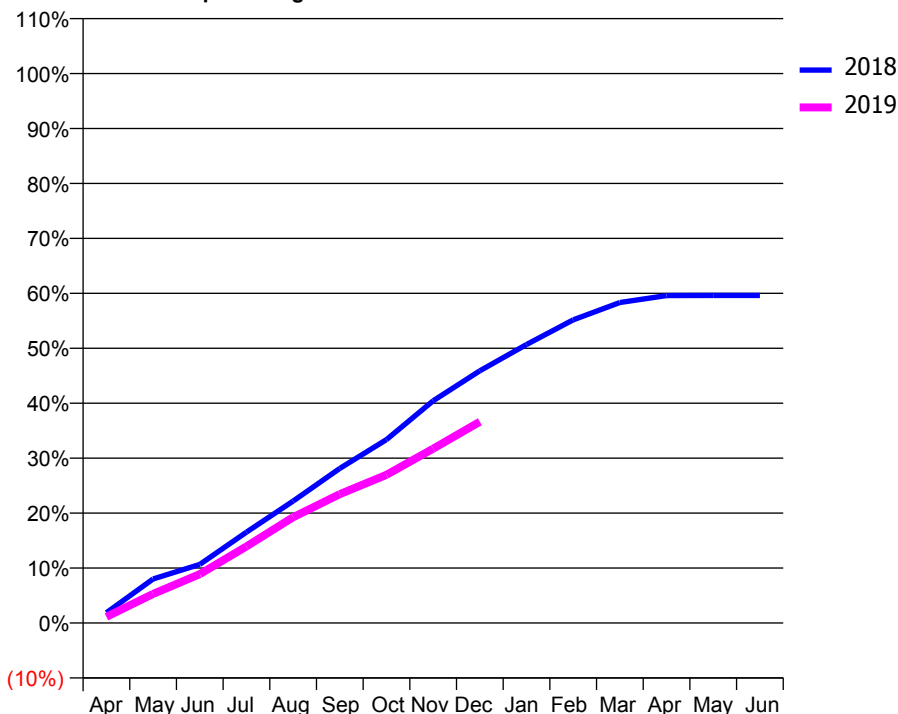
ACCESS*

Patients seen in 24 months	Total	Change since previous quarter
Quarter ending December 2017	4,710	
Quarter ending March 2018	4,736	→
Quarter ending June 2018	4,611	↓
Quarter ending September 2018	4,510	↓
Quarter ending December 2018	4,548	→
Variance since December 2017	(3.4%)	↓



ACTIVITY

Cumulative percentage of contracted UDA delivered 2018 & 2019



Month	Adjusted Scheduled Activity (UDA)	
	2018	2019
April	297	179
May	1,268	841
June	1,688	1,407
July	2,616	2,206
August	3,515	3,050
September	4,455	3,714
October	5,283	4,270
November	6,401	5,024
December	7,266	5,800
January	8,023	
February	8,734	
March	9,233	
April	9,434	
May	9,435	
June	9,435	

QUALITY

	Quantity	Base Number	Contract	AT	Region	England
% of FP17s for the same patient ID Re-attending within 3 months - Children	45	1,207	3.7%	10.8%	11.6%	11.8%
% of FP17s for the same patient ID Re-attending within 3 months - Adults	158	2,357	6.7%	14.0%	15.1%	15.6%
% of FP17s for the same patient ID Re-attending between 3 & 9 months - Children	628	1,207	52.0%	59.8%	59.9%	58.8%
% of FP17s for the same patient ID Re-attending between 3 & 9 months - Adults	576	2,357	24.4%	49.4%	52.0%	51.0%
% of FP17s for Band 1 Urgent Courses	185	3,404	5.4%	9.0%	8.0%	9.0%
% of FP17s Relating to Free Repair or Replacements	23	3,404	0.7%	0.7%	0.8%	0.8%
% of FP17s Relating to Continuations	25	3,404	0.7%	1.0%	0.9%	0.9%
% of Patients satisfied with the dentistry they have received	1	1	N/A	93.7%	93.6%	93.2%
% of Patients satisfied with the time they had to wait for an appointment	1	1	N/A	86.8%	88.6%	88.3%

* This is based on patients treated on this contract for their most recent course of treatment. Figures in italics indicate the base number of FP17s or Patient Questionnaire responses are less than 100. N/A is shown where the base number of responses is less than 10 during the period. % is calculated as Quantity/Base number*100

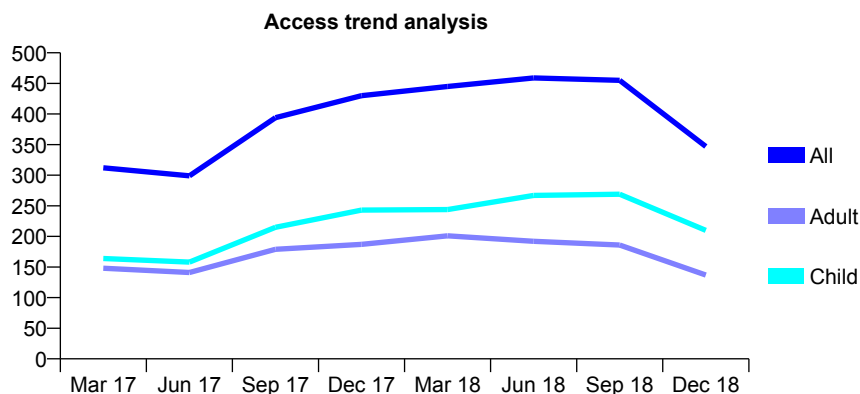
Q56 - Vital Signs At a Glance Contract Report for 173835/0001 - December 2018

Name or company name	Apex Dental Care Partnership Gorleston-or
Contract type name	GDS Contract
Purpose of contract	General
Contract start date	01/12/2013
Contract end date	

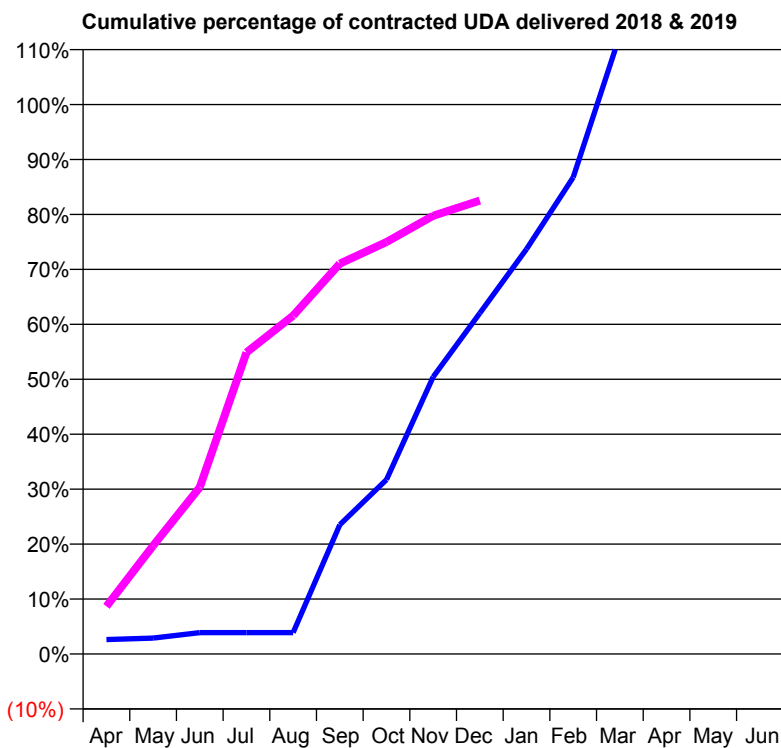
18/19 Contracted general activity (UDA)	800
Carry forward general activity (UDA)	-16
18/19 Contracted orthodontic activity (UOA)	0
Carry forward orthodontic activity (UOA)	0
Baseline contract value	£17,238.43

ACCESS*

Patients seen in 24 months	Total	Change since previous quarter
Quarter ending December 2017	430	
Quarter ending March 2018	445	↑
Quarter ending June 2018	459	↑
Quarter ending September 2018	455	→
Quarter ending December 2018	347	↓
Variance since December 2017	(19.3%)	↓



ACTIVITY



Month	Adjusted Scheduled Activity (UDA)	
	2018	2019
April	21	69
May	23	158
June	31	243
July	31	439
August	31	493
September	188	568
October	254	600
November	404	638
December	496	660
January	589	
February	694	
March	900	
April	941	
May	941	
June	941	

QUALITY

	Quantity	Base Number	Contract	AT	Region	England
% of FP17s for the same patient ID Re-attending within 3 months - Children	19	237	8.0%	10.8%	11.6%	11.8%
% of FP17s for the same patient ID Re-attending within 3 months - Adults	17	127	13.4%	14.0%	15.1%	15.6%
% of FP17s for the same patient ID Re-attending between 3 & 9 months - Children	125	237	52.7%	59.8%	59.9%	58.8%
% of FP17s for the same patient ID Re-attending between 3 & 9 months - Adults	54	127	42.5%	49.4%	52.0%	51.0%
% of FP17s for Band 1 Urgent Courses	26	340	7.6%	9.0%	8.0%	9.0%
% of FP17s Relating to Free Repair or Replacements	4	340	1.2%	0.7%	0.8%	0.8%
% of FP17s Relating to Continuations	0	340	0.0%	1.0%	0.9%	0.9%
% of Patients satisfied with the dentistry they have received	0	0	N/A	93.7%	93.6%	93.2%
% of Patients satisfied with the time they had to wait for an appointment	0	0	N/A	86.8%	88.6%	88.3%

* This is based on patients treated on this contract for their most recent course of treatment. Figures in italics indicate the base number of FP17s or Patient Questionnaire responses are less than 100. N/A is shown where the base number of responses is less than 10 during the period. % is calculated as Quantity/Base number*100

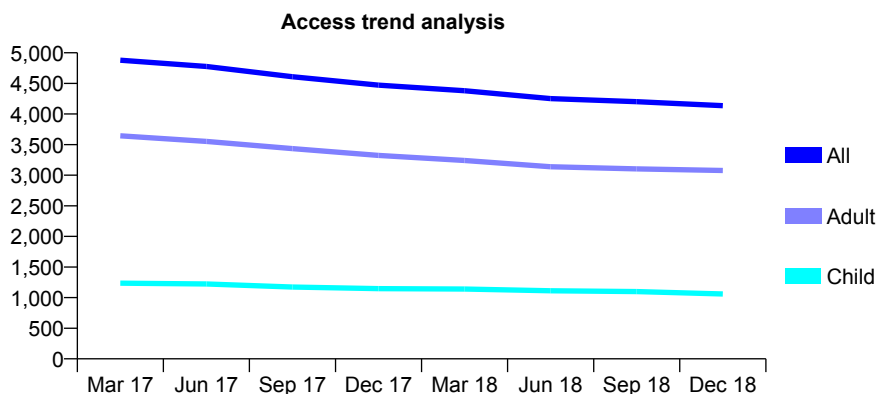
Q56 - Vital Signs At a Glance Contract Report for 174173/0002 - December 2018

Name or company name	Advance Dental Health Limited
Contract type name	GDS Contract
Purpose of contract	General
Contract start date	01/11/2011
Contract end date	

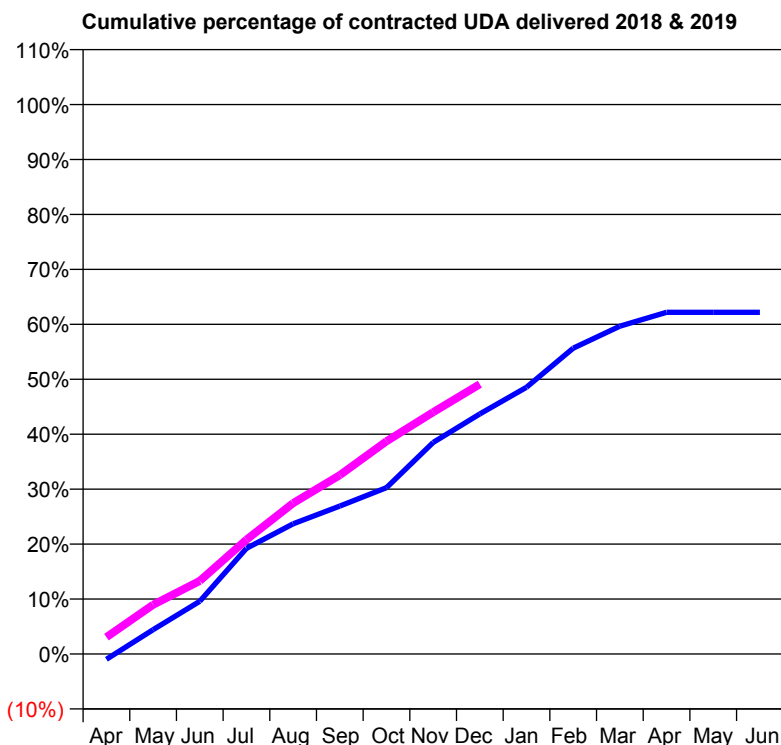
18/19 Contracted general activity (UDA)	13,500
Carry forward general activity (UDA)	0
18/19 Contracted orthodontic activity (UOA)	0
Carry forward orthodontic activity (UOA)	0
Baseline contract value	£337,719.60

ACCESS*

Patients seen in 24 months	Total	Change since previous quarter
Quarter ending December 2017	4,472	
Quarter ending March 2018	4,381	↓
Quarter ending June 2018	4,251	↓
Quarter ending September 2018	4,202	↓
Quarter ending December 2018	4,136	↓
Variance since December 2017	(7.5%)	↓



ACTIVITY



Month	Adjusted Scheduled Activity (UDA)	
	2018	2019
April	-134	413
May	598	1,209
June	1,296	1,795
July	2,595	2,809
August	3,200	3,706
September	3,634	4,394
October	4,087	5,226
November	5,196	5,940
December	5,898	6,629
January	6,552	
February	7,515	
March	8,053	
April	8,394	
May	8,394	
June	8,394	

QUALITY

	Quantity	Base Number	Contract	AT	Region	England
% of FP17s for the same patient ID Re-attending within 3 months - Children	70	897	7.8%	10.8%	11.6%	11.8%
% of FP17s for the same patient ID Re-attending within 3 months - Adults	355	2,589	13.7%	14.0%	15.1%	15.6%
% of FP17s for the same patient ID Re-attending between 3 & 9 months - Children	265	897	29.5%	59.8%	59.9%	58.8%
% of FP17s for the same patient ID Re-attending between 3 & 9 months - Adults	893	2,589	34.5%	49.4%	52.0%	51.0%
% of FP17s for Band 1 Urgent Courses	314	3,338	9.4%	9.0%	8.0%	9.0%
% of FP17s Relating to Free Repair or Replacements	52	3,338	1.6%	0.7%	0.8%	0.8%
% of FP17s Relating to Continuations	60	3,338	1.8%	1.0%	0.9%	0.9%
% of Patients satisfied with the dentistry they have received	0	0	N/A	93.7%	93.6%	93.2%
% of Patients satisfied with the time they had to wait for an appointment	0	0	N/A	86.8%	88.6%	88.3%

* This is based on patients treated on this contract for their most recent course of treatment. Figures in italics indicate the base number of FP17s or Patient Questionnaire responses are less than 100. N/A is shown where the base number of responses is less than 10 during the period. % is calculated as Quantity/Base number*100

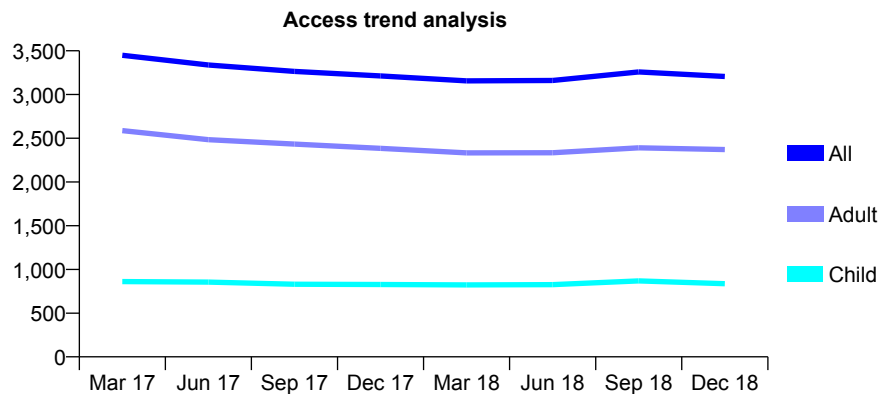
Q56 - Vital Signs At a Glance Contract Report for 174173/0003 - December 2018

Name or company name	Advance Dental Health Limited
Contract type name	GDS Contract
Purpose of contract	General
Contract start date	01/11/2011
Contract end date	

18/19 Contracted general activity (UDA)	12,120
Carry forward general activity (UDA)	0
18/19 Contracted orthodontic activity (UOA)	0
Carry forward orthodontic activity (UOA)	0
Baseline contract value	£296,940.35

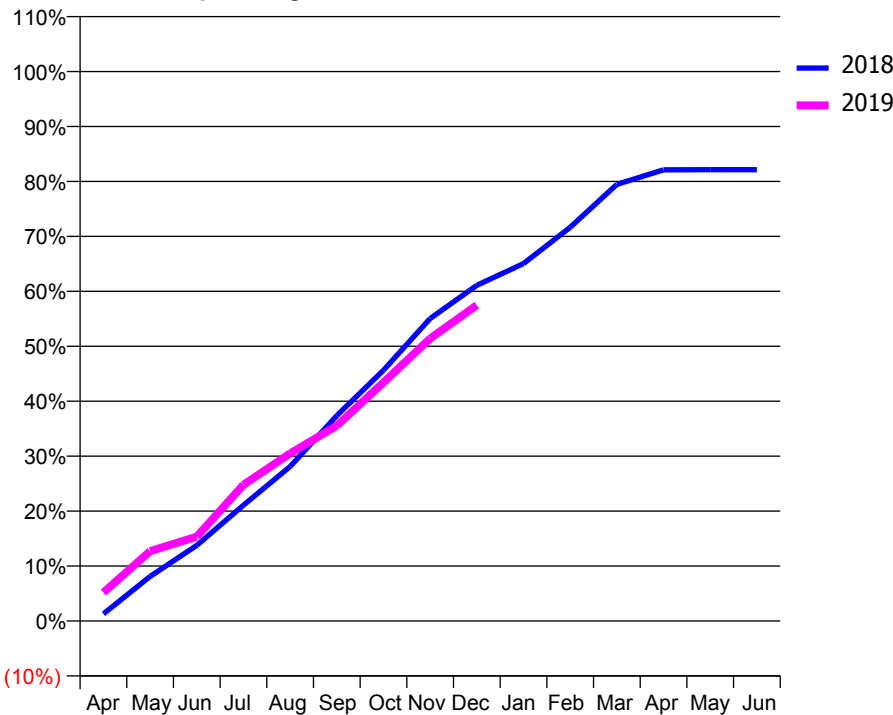
ACCESS*

Patients seen in 24 months	Total	Change since previous quarter
Quarter ending December 2017	3,213	
Quarter ending March 2018	3,156	↓
Quarter ending June 2018	3,160	→
Quarter ending September 2018	3,258	↑
Quarter ending December 2018	3,207	↓
Variance since December 2017	(0.2%)	→



ACTIVITY

Cumulative percentage of contracted UDA delivered 2018 & 2019



Month	Adjusted Scheduled Activity (UDA)	
	2018	2019
April	158	627
May	984	1,539
June	1,669	1,862
July	2,555	3,005
August	3,406	3,695
September	4,532	4,308
October	5,530	5,260
November	6,673	6,230
December	7,406	6,965
January	7,884	
February	8,684	
March	9,632	
April	9,953	
May	9,954	
June	9,954	

QUALITY

	Quantity	Base Number	Contract	AT	Region	England
% of FP17s for the same patient ID Re-attending within 3 months - Children	63	881	7.2%	10.8%	11.6%	11.8%
% of FP17s for the same patient ID Re-attending within 3 months - Adults	310	2,268	13.7%	14.0%	15.1%	15.6%
% of FP17s for the same patient ID Re-attending between 3 & 9 months - Children	429	881	48.7%	59.8%	59.9%	58.8%
% of FP17s for the same patient ID Re-attending between 3 & 9 months - Adults	985	2,268	43.4%	49.4%	52.0%	51.0%
% of FP17s for Band 1 Urgent Courses	295	3,020	9.8%	9.0%	8.0%	9.0%
% of FP17s Relating to Free Repair or Replacements	46	3,020	1.5%	0.7%	0.8%	0.8%
% of FP17s Relating to Continuations	97	3,020	3.2%	1.0%	0.9%	0.9%
% of Patients satisfied with the dentistry they have received	2	2	N/A	93.7%	93.6%	93.2%
% of Patients satisfied with the time they had to wait for an appointment	2	2	N/A	86.8%	88.6%	88.3%

* This is based on patients treated on this contract for their most recent course of treatment. Figures in italics indicate the base number of FP17s or Patient Questionnaire responses are less than 100. N/A is shown where the base number of responses is less than 10 during the period. % is calculated as Quantity/Base number*100

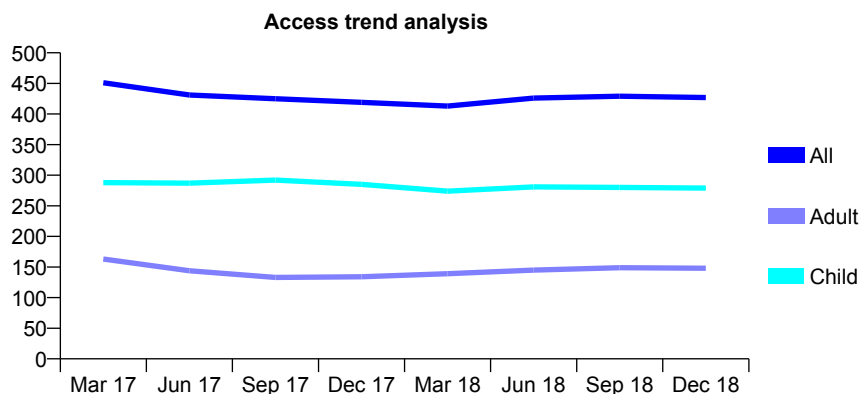
Q56 - Vital Signs At a Glance Contract Report for 175196/0001 - December 2018

Name or company name	Christchurch Dental Practice Ltd
Contract type name	PDS Contract
Purpose of contract	General
Contract start date	01/06/2010
Contract end date	31/03/2019

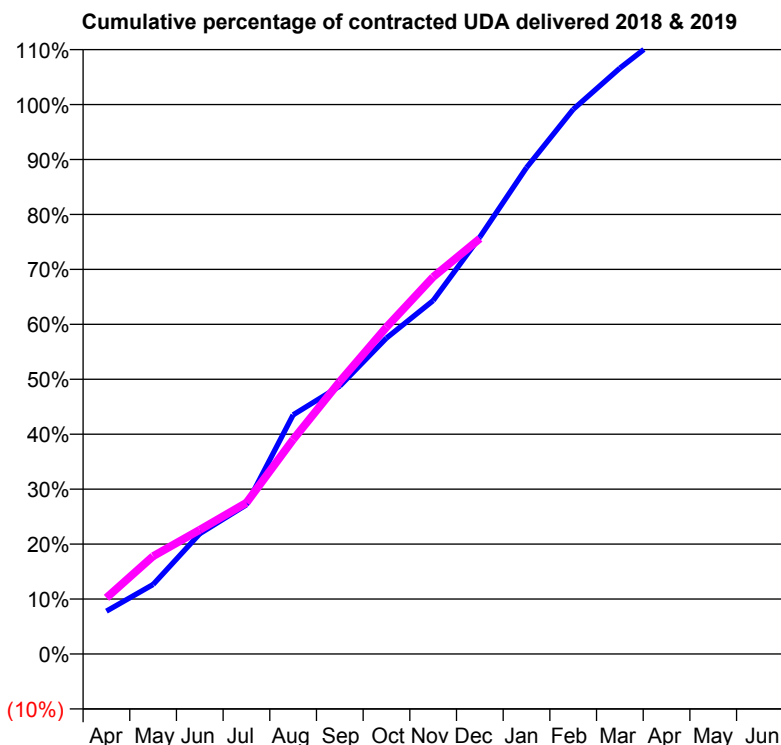
18/19 Contracted general activity (UDA)	900
Carry forward general activity (UDA)	-18
18/19 Contracted orthodontic activity (UOA)	0
Carry forward orthodontic activity (UOA)	0
Baseline contract value	£23,869.75

ACCESS*

Patients seen in 24 months	Total	Change since previous quarter
Quarter ending December 2017	419	
Quarter ending March 2018	413	↓
Quarter ending June 2018	426	↑
Quarter ending September 2018	429	→
Quarter ending December 2018	427	→
Variance since December 2017	1.9%	→



ACTIVITY



Adjusted Scheduled Activity (UDA)		
Month	2018	2019
April	70	92
May	114	160
June	197	203
July	244	248
August	392	351
September	439	446
October	517	535
November	579	618
December	683	680
January	797	
February	892	
March	960	
April	1,019	
May	1,019	
June	1,020	

QUALITY

	Quantity	Base Number	Contract	AT	Region	England
% of FP17s for the same patient ID Re-attending within 3 months - Children	41	388	10.6%	10.8%	11.6%	11.8%
% of FP17s for the same patient ID Re-attending within 3 months - Adults	16	110	14.5%	14.0%	15.1%	15.6%
% of FP17s for the same patient ID Re-attending between 3 & 9 months - Children	258	388	66.5%	59.8%	59.9%	58.8%
% of FP17s for the same patient ID Re-attending between 3 & 9 months - Adults	49	110	44.5%	49.4%	52.0%	51.0%
% of FP17s for Band 1 Urgent Courses	22	466	4.7%	9.0%	8.0%	9.0%
% of FP17s Relating to Free Repair or Replacements	0	466	0.0%	0.7%	0.8%	0.8%
% of FP17s Relating to Continuations	0	466	0.0%	1.0%	0.9%	0.9%
% of Patients satisfied with the dentistry they have received	0	0	N/A	93.7%	93.6%	93.2%
% of Patients satisfied with the time they had to wait for an appointment	0	0	N/A	86.8%	88.6%	88.3%

* This is based on patients treated on this contract for their most recent course of treatment. Figures in italics indicate the base number of FP17s or Patient Questionnaire responses are less than 100. N/A is shown where the base number of responses is less than 10 during the period. % is calculated as Quantity/Base number*100

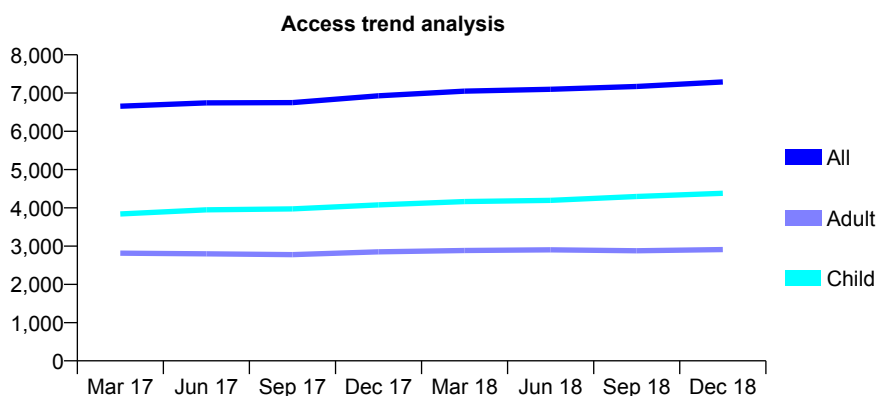
Q56 - Vital Signs At a Glance Contract Report for 175900/0002 - December 2018

Name or company name	Onefiveseven Partnership
Contract type name	GDS Contract
Purpose of contract	General
Contract start date	01/04/2010
Contract end date	

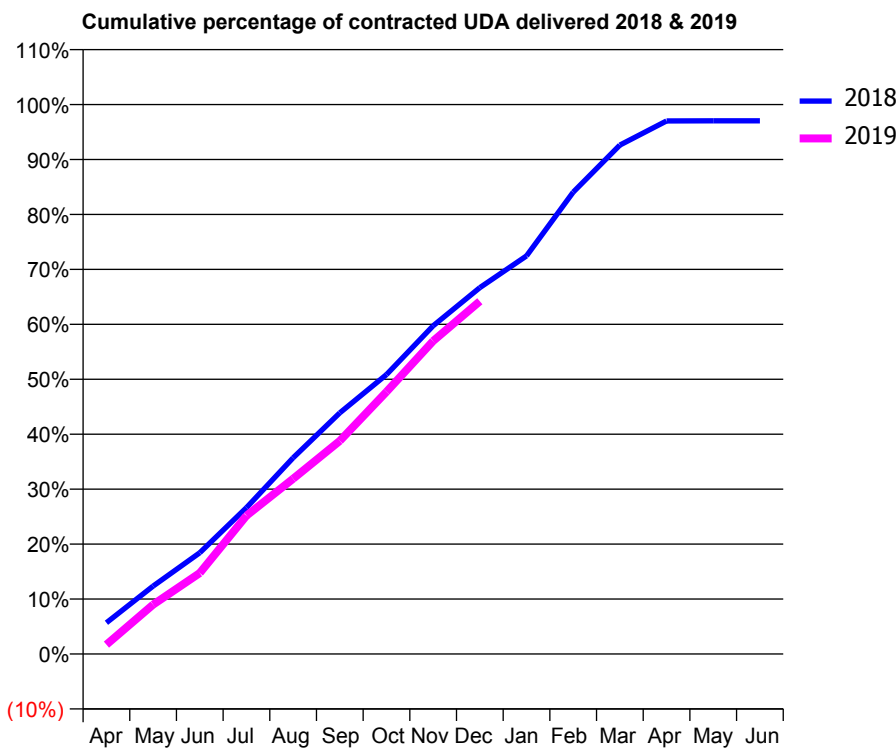
18/19 Contracted general activity (UDA)	19,896
Carry forward general activity (UDA)	591
18/19 Contracted orthodontic activity (UOA)	0
Carry forward orthodontic activity (UOA)	0
Baseline contract value	£492,510.93

ACCESS*

Patients seen in 24 months	Total	Change since previous quarter
Quarter ending December 2017	6,929	
Quarter ending March 2018	7,050	→
Quarter ending June 2018	7,098	→
Quarter ending September 2018	7,173	→
Quarter ending December 2018	7,290	→
Variance since December 2017	5.2%	↑



ACTIVITY



Adjusted Scheduled Activity (UDA)		
Month	2018	2019
April	1,132	339
May	2,462	1,791
June	3,668	2,934
July	5,301	5,008
August	7,103	6,346
September	8,734	7,718
October	10,118	9,493
November	11,886	11,336
December	13,263	12,771
January	14,415	
February	16,723	
March	18,427	
April	19,299	
May	19,305	
June	19,305	

QUALITY

	Quantity	Base Number	Contract	AT	Region	England
% of FP17s for the same patient ID Re-attending within 3 months - Children	290	4,924	5.9%	10.8%	11.6%	11.8%
% of FP17s for the same patient ID Re-attending within 3 months - Adults	423	2,664	15.9%	14.0%	15.1%	15.6%
% of FP17s for the same patient ID Re-attending between 3 & 9 months - Children	3,052	4,924	62.0%	59.8%	59.9%	58.8%
% of FP17s for the same patient ID Re-attending between 3 & 9 months - Adults	1,402	2,664	52.6%	49.4%	52.0%	51.0%
% of FP17s for Band 1 Urgent Courses	448	7,195	6.2%	9.0%	8.0%	9.0%
% of FP17s Relating to Free Repair or Replacements	2	7,195	0.0%	0.7%	0.8%	0.8%
% of FP17s Relating to Continuations	0	7,195	0.0%	1.0%	0.9%	0.9%
% of Patients satisfied with the dentistry they have received	2	2	N/A	93.7%	93.6%	93.2%
% of Patients satisfied with the time they had to wait for an appointment	2	2	N/A	86.8%	88.6%	88.3%

* This is based on patients treated on this contract for their most recent course of treatment. Figures in italics indicate the base number of FP17s or Patient Questionnaire responses are less than 100. N/A is shown where the base number of responses is less than 10 during the period. % is calculated as Quantity/Base number*100

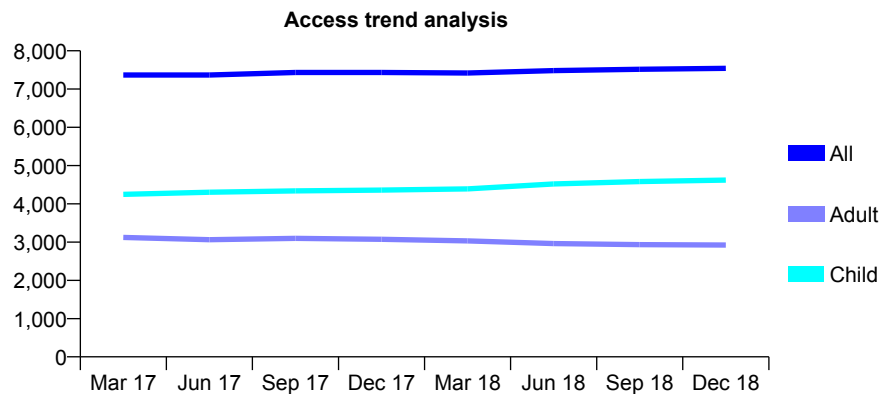
Q56 - Vital Signs At a Glance Contract Report for 175900/0003 - December 2018

Name or company name	Onefiveseven Partnership
Contract type name	GDS Contract
Purpose of contract	General
Contract start date	01/04/2010
Contract end date	

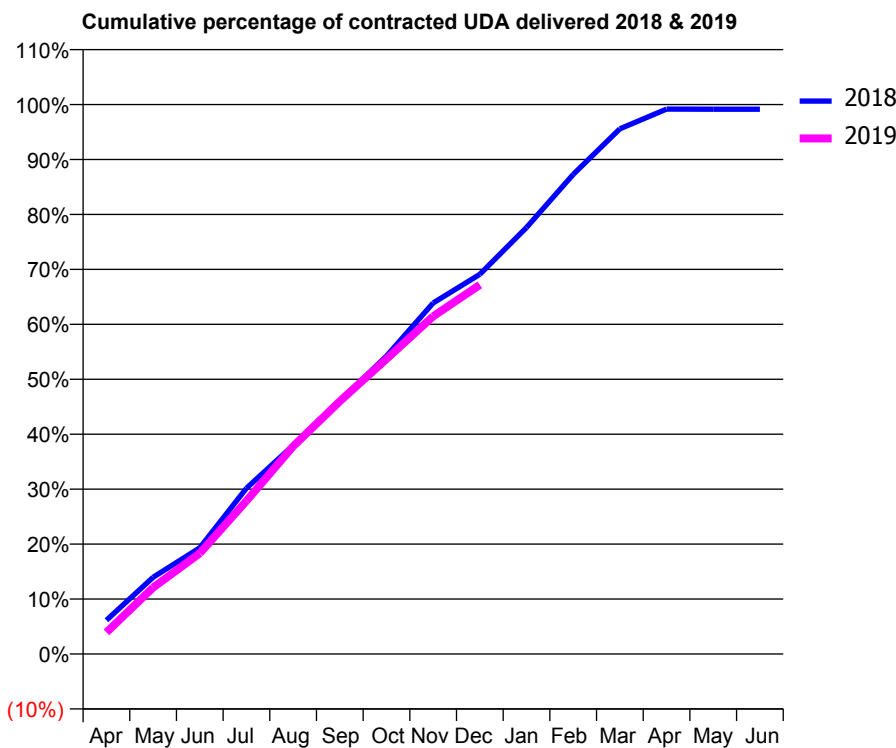
18/19 Contracted general activity (UDA)	20,573
Carry forward general activity (UDA)	176
18/19 Contracted orthodontic activity (UOA)	0
Carry forward orthodontic activity (UOA)	0
Baseline contract value	£439,938.51

ACCESS*

Patients seen in 24 months	Total	Change since previous quarter
Quarter ending December 2017	7,432	
Quarter ending March 2018	7,420	→
Quarter ending June 2018	7,481	→
Quarter ending September 2018	7,516	→
Quarter ending December 2018	7,543	→
Variance since December 2017	1.5%	→



ACTIVITY



Month	Adjusted Scheduled Activity (UDA)	
	2018	2019
April	1,264	810
May	2,874	2,487
June	3,976	3,773
July	6,208	5,736
August	7,812	7,778
September	9,473	9,464
October	11,155	11,045
November	13,143	12,643
December	14,216	13,821
January	15,971	
February	17,954	
March	19,664	
April	20,401	
May	20,397	
June	20,397	

QUALITY

	Quantity	Base Number	Contract	AT	Region	England
% of FP17s for the same patient ID Re-attending within 3 months - Children	408	5,247	7.8%	10.8%	11.6%	11.8%
% of FP17s for the same patient ID Re-attending within 3 months - Adults	555	2,663	20.8%	14.0%	15.1%	15.6%
% of FP17s for the same patient ID Re-attending between 3 & 9 months - Children	3,161	5,247	60.2%	59.8%	59.9%	58.8%
% of FP17s for the same patient ID Re-attending between 3 & 9 months - Adults	1,406	2,663	52.8%	49.4%	52.0%	51.0%
% of FP17s for Band 1 Urgent Courses	607	7,561	8.0%	9.0%	8.0%	9.0%
% of FP17s Relating to Free Repair or Replacements	0	7,561	0.0%	0.7%	0.8%	0.8%
% of FP17s Relating to Continuations	1	7,561	0.0%	1.0%	0.9%	0.9%
% of Patients satisfied with the dentistry they have received	2	2	N/A	93.7%	93.6%	93.2%
% of Patients satisfied with the time they had to wait for an appointment	2	2	N/A	86.8%	88.6%	88.3%

* This is based on patients treated on this contract for their most recent course of treatment. Figures in italics indicate the base number of FP17s or Patient Questionnaire responses are less than 100. N/A is shown where the base number of responses is less than 10 during the period. % is calculated as Quantity/Base number*100

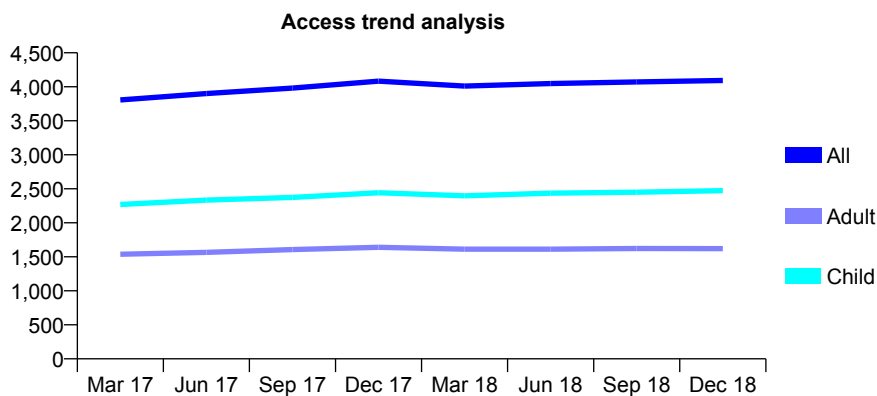
Q56 - Vital Signs At a Glance Contract Report for 175900/0004 - December 2018

Name or company name	Onefiveseven Partnership
Contract type name	GDS Contract
Purpose of contract	General
Contract start date	01/04/2010
Contract end date	

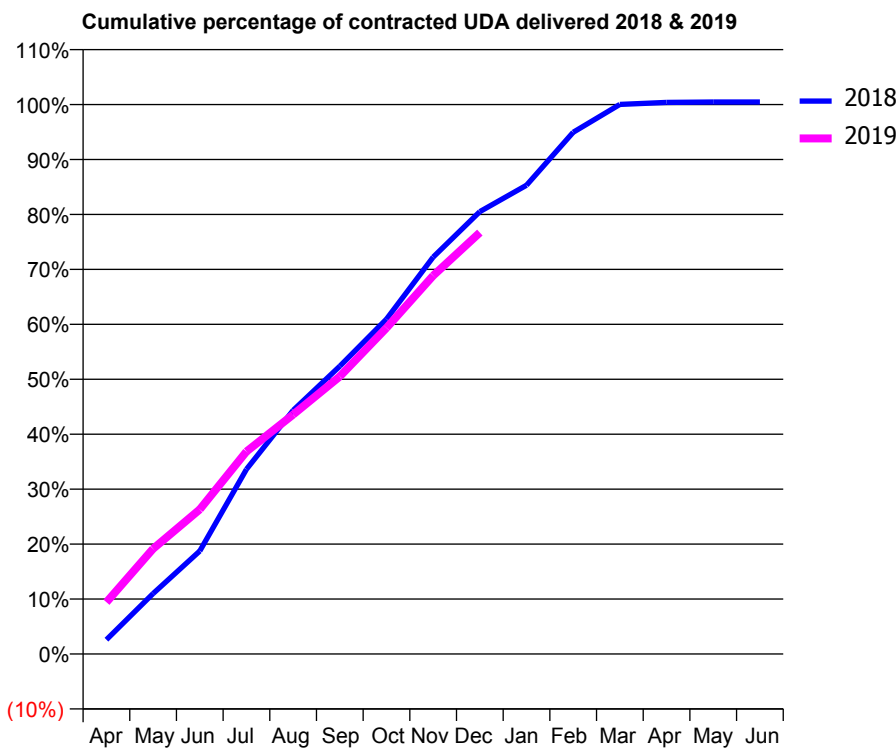
18/19 Contracted general activity (UDA)	10,449
Carry forward general activity (UDA)	-46
18/19 Contracted orthodontic activity (UOA)	0
Carry forward orthodontic activity (UOA)	0
Baseline contract value	£272,368.82

ACCESS*

Patients seen in 24 months	Total	Change since previous quarter
Quarter ending December 2017	4,083	
Quarter ending March 2018	4,010	↓
Quarter ending June 2018	4,049	→
Quarter ending September 2018	4,072	→
Quarter ending December 2018	4,094	→
Variance since December 2017	0.3%	→



ACTIVITY



Month	Adjusted Scheduled Activity (UDA)	
	2018	2019
April	272	986
May	1,149	2,003
June	1,958	2,751
July	3,513	3,849
August	4,635	4,553
September	5,474	5,278
October	6,368	6,202
November	7,548	7,196
December	8,411	8,015
January	8,914	
February	9,920	
March	10,452	
April	10,488	
May	10,495	
June	10,495	

QUALITY

	Quantity	Base Number	Contract	AT	Region	England
% of FP17s for the same patient ID Re-attending within 3 months - Children	190	2,921	6.5%	10.8%	11.6%	11.8%
% of FP17s for the same patient ID Re-attending within 3 months - Adults	221	1,398	15.8%	14.0%	15.1%	15.6%
% of FP17s for the same patient ID Re-attending between 3 & 9 months - Children	1,872	2,921	64.1%	59.8%	59.9%	58.8%
% of FP17s for the same patient ID Re-attending between 3 & 9 months - Adults	795	1,398	56.9%	49.4%	52.0%	51.0%
% of FP17s for Band 1 Urgent Courses	304	4,287	7.1%	9.0%	8.0%	9.0%
% of FP17s Relating to Free Repair or Replacements	0	4,287	0.0%	0.7%	0.8%	0.8%
% of FP17s Relating to Continuations	0	4,287	0.0%	1.0%	0.9%	0.9%
% of Patients satisfied with the dentistry they have received	3	3	N/A	93.7%	93.6%	93.2%
% of Patients satisfied with the time they had to wait for an appointment	3	3	N/A	86.8%	88.6%	88.3%

* This is based on patients treated on this contract for their most recent course of treatment. Figures in italics indicate the base number of FP17s or Patient Questionnaire responses are less than 100. N/A is shown where the base number of responses is less than 10 during the period. % is calculated as Quantity/Base number*100

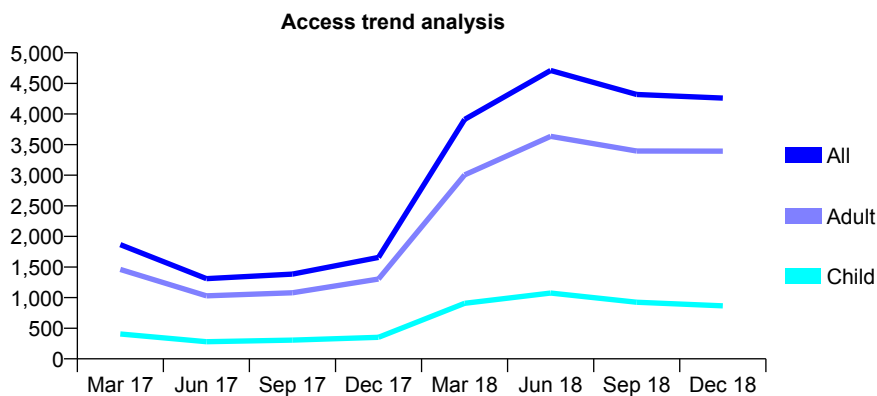
Q56 - Vital Signs At a Glance Contract Report for 176702/0001 - December 2018

Name or company name	Jeffrey Sherer and Larry Levin
Contract type name	GDS Contract
Purpose of contract	General and Orthodontic
Contract start date	01/04/2012
Contract end date	

18/19 Contracted general activity (UDA)	12,500
Carry forward general activity (UDA)	497
18/19 Contracted orthodontic activity (UOA)	719
Carry forward orthodontic activity (UOA)	12
Baseline contract value	£322,508.17

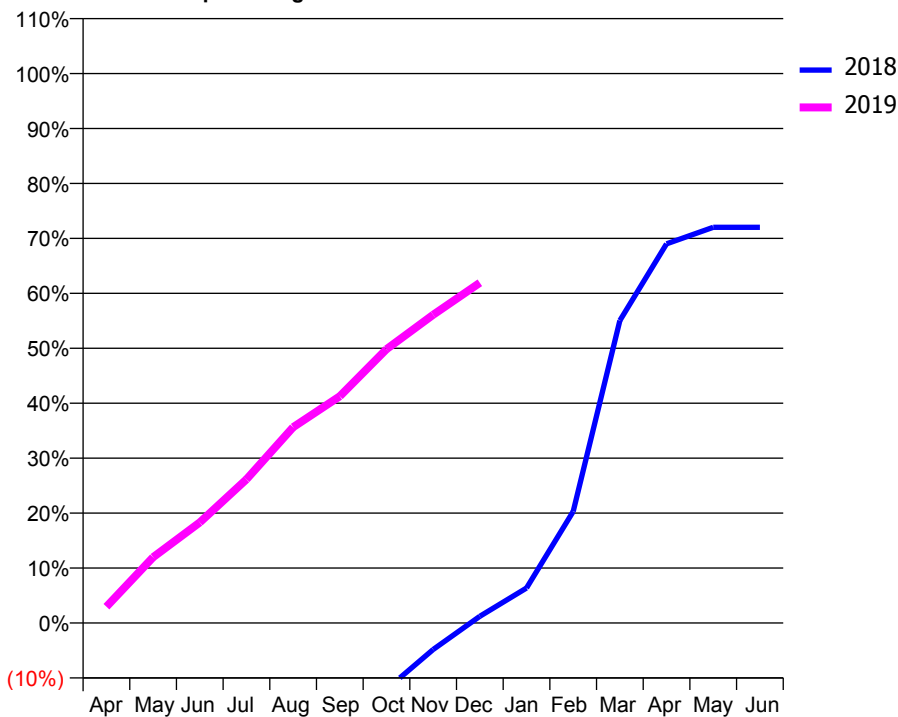
ACCESS*

Patients seen in 24 months	Total	Change since previous quarter
Quarter ending December 2017	1,656	
Quarter ending March 2018	3,912	↑
Quarter ending June 2018	4,711	↑
Quarter ending September 2018	4,320	↓
Quarter ending December 2018	4,261	↓
Variance since December 2017	157.3%	↑



ACTIVITY

Cumulative percentage of contracted UDA delivered 2018 & 2019



Month	Adjusted Scheduled Activity (UDA)	
	2018	2019
April	-2,999	371
May	-2,987	1,498
June	-2,976	2,288
July	-2,971	3,268
August	-2,723	4,456
September	-1,959	5,158
October	-1,512	6,230
November	-604	7,013
December	154	7,740
January	796	
February	2,537	
March	6,881	
April	8,624	
May	9,003	
June	9,003	

QUALITY

	Quantity	Base Number	Contract	AT	Region	England
% of FP17s for the same patient ID Re-attending within 3 months - Children	93	1,023	9.1%	10.8%	11.6%	11.8%
% of FP17s for the same patient ID Re-attending within 3 months - Adults	693	4,289	16.2%	14.0%	15.1%	15.6%
% of FP17s for the same patient ID Re-attending between 3 & 9 months - Children	253	1,023	24.7%	59.8%	59.9%	58.8%
% of FP17s for the same patient ID Re-attending between 3 & 9 months - Adults	1,106	4,289	25.8%	49.4%	52.0%	51.0%
% of FP17s for Band 1 Urgent Courses	949	4,494	21.1%	9.0%	8.0%	9.0%
% of FP17s Relating to Free Repair or Replacements	11	4,494	0.2%	0.7%	0.8%	0.8%
% of FP17s Relating to Continuations	56	4,494	1.2%	1.0%	0.9%	0.9%
% of Patients satisfied with the dentistry they have received	9	9	N/A	93.7%	93.6%	93.2%
% of Patients satisfied with the time they had to wait for an appointment	9	9	N/A	86.8%	88.6%	88.3%

* This is based on patients treated on this contract for their most recent course of treatment. Figures in italics indicate the base number of FP17s or Patient Questionnaire responses are less than 100. N/A is shown where the base number of responses is less than 10 during the period. % is calculated as Quantity/Base number*100

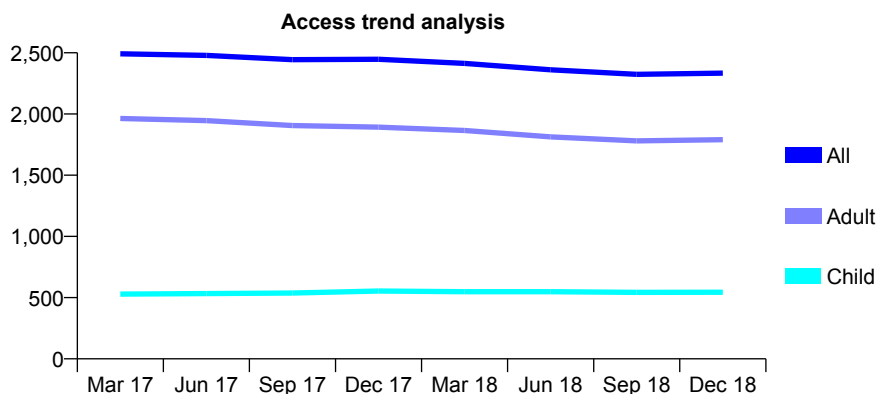
Q56 - Vital Signs At a Glance Contract Report for 176796/0001 - December 2018

Name or company name	Treetops Dental Practice Limited
Contract type name	GDS Contract
Purpose of contract	General
Contract start date	01/08/2011
Contract end date	

18/19 Contracted general activity (UDA)	6,642
Carry forward general activity (UDA)	-7
18/19 Contracted orthodontic activity (UOA)	0
Carry forward orthodontic activity (UOA)	0
Baseline contract value	£250,044.08

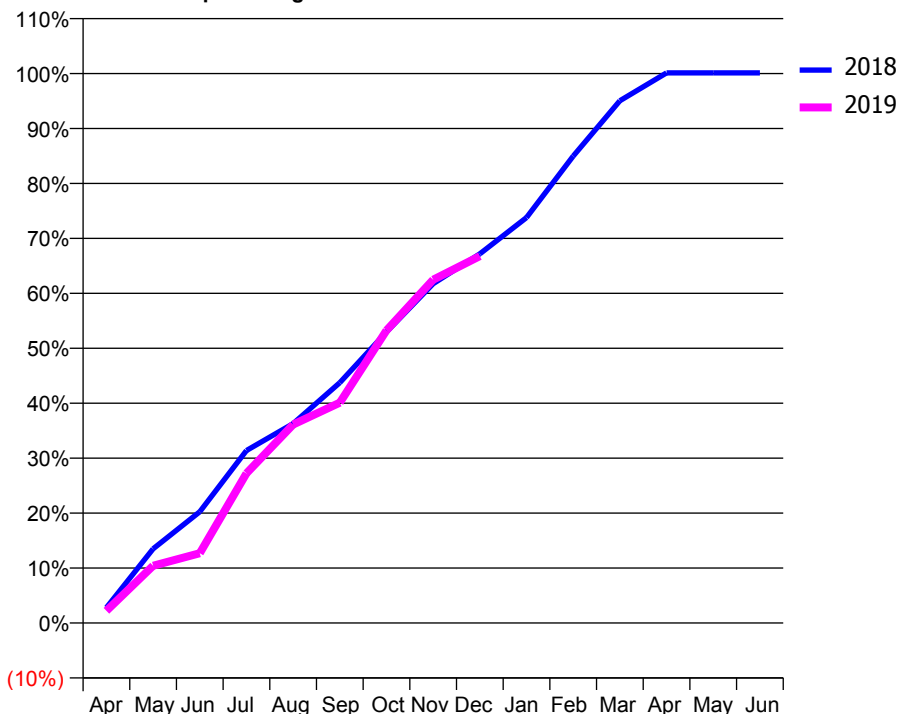
ACCESS*

Patients seen in 24 months	Total	Change since previous quarter
Quarter ending December 2017	2,447	
Quarter ending March 2018	2,413	↓
Quarter ending June 2018	2,361	↓
Quarter ending September 2018	2,324	↓
Quarter ending December 2018	2,334	→
Variance since December 2017	(4.6%)	↓



ACTIVITY

Cumulative percentage of contracted UDA delivered 2018 & 2019



Month	Adjusted Scheduled Activity (UDA)	
	2018	2019
April	186	148
May	897	692
June	1,346	843
July	2,085	1,810
August	2,410	2,400
September	2,905	2,664
October	3,517	3,537
November	4,101	4,149
December	4,462	4,434
January	4,900	
February	5,644	
March	6,312	
April	6,649	
May	6,649	
June	6,649	

QUALITY

	Quantity	Base Number	Contract	AT	Region	England
% of FP17s for the same patient ID Re-attending within 3 months - Children	46	512	9.0%	10.8%	11.6%	11.8%
% of FP17s for the same patient ID Re-attending within 3 months - Adults	291	1,872	15.5%	14.0%	15.1%	15.6%
% of FP17s for the same patient ID Re-attending between 3 & 9 months - Children	162	512	31.6%	59.8%	59.9%	58.8%
% of FP17s for the same patient ID Re-attending between 3 & 9 months - Adults	858	1,872	45.8%	49.4%	52.0%	51.0%
% of FP17s for Band 1 Urgent Courses	292	2,285	12.8%	9.0%	8.0%	9.0%
% of FP17s Relating to Free Repair or Replacements	1	2,285	0.0%	0.7%	0.8%	0.8%
% of FP17s Relating to Continuations	39	2,285	1.7%	1.0%	0.9%	0.9%
% of Patients satisfied with the dentistry they have received	2	2	N/A	93.7%	93.6%	93.2%
% of Patients satisfied with the time they had to wait for an appointment	1	2	N/A	86.8%	88.6%	88.3%

* This is based on patients treated on this contract for their most recent course of treatment. Figures in italics indicate the base number of FP17s or Patient Questionnaire responses are less than 100. N/A is shown where the base number of responses is less than 10 during the period. % is calculated as Quantity/Base number*100

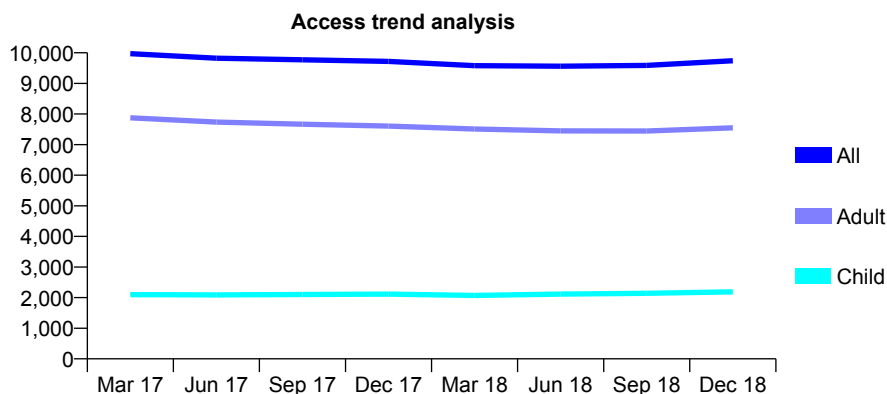
Q56 - Vital Signs At a Glance Contract Report for 176850/0001 - December 2018

Name or company name	The Wrating Road Partnership
Contract type name	GDS Contract
Purpose of contract	General
Contract start date	01/08/2006
Contract end date	

18/19 Contracted general activity (UDA)	29,000
Carry forward general activity (UDA)	0
18/19 Contracted orthodontic activity (UOA)	0
Carry forward orthodontic activity (UOA)	0
Baseline contract value	£693,433.83

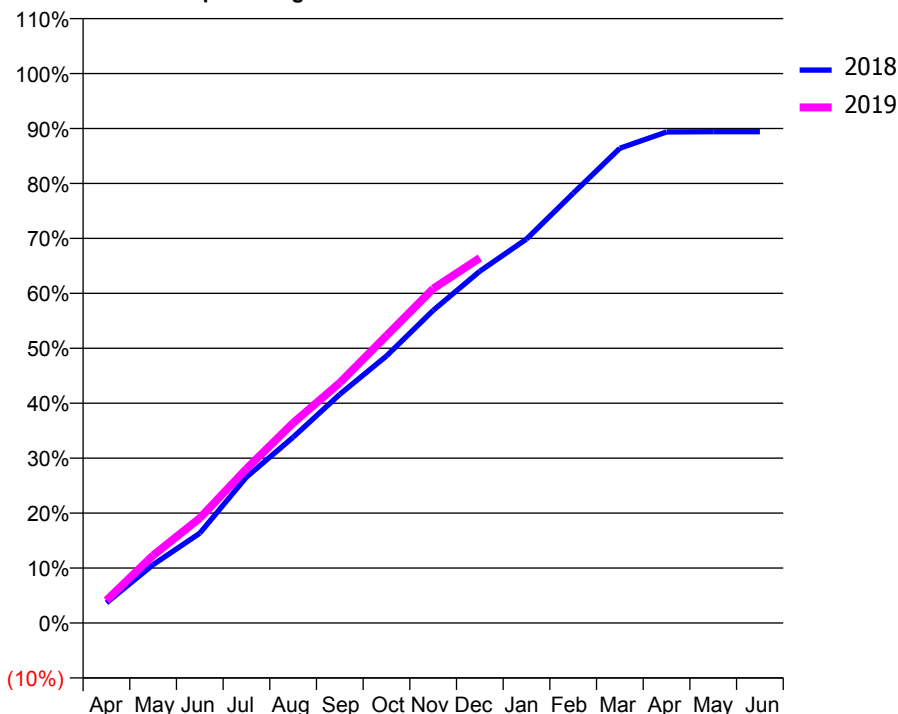
ACCESS*

Patients seen in 24 months	Total	Change since previous quarter
Quarter ending December 2017	9,719	
Quarter ending March 2018	9,578	↓
Quarter ending June 2018	9,561	→
Quarter ending September 2018	9,587	→
Quarter ending December 2018	9,739	→
Variance since December 2017	0.2%	→



ACTIVITY

Cumulative percentage of contracted UDA delivered 2018 & 2019



Month	Adjusted Scheduled Activity (UDA)	
	2018	2019
April	1,067	1,193
May	3,076	3,574
June	4,737	5,538
July	7,703	8,135
August	9,805	10,562
September	12,071	12,675
October	14,095	15,161
November	16,498	17,643
December	18,572	19,264
January	20,262	
February	22,681	
March	25,058	
April	25,912	
May	25,928	
June	25,930	

QUALITY

	Quantity	Base Number	Contract	AT	Region	England
% of FP17s for the same patient ID Re-attending within 3 months - Children	189	2,800	6.8%	10.8%	11.6%	11.8%
% of FP17s for the same patient ID Re-attending within 3 months - Adults	1,329	9,282	14.3%	14.0%	15.1%	15.6%
% of FP17s for the same patient ID Re-attending between 3 & 9 months - Children	1,765	2,800	63.0%	59.8%	59.9%	58.8%
% of FP17s for the same patient ID Re-attending between 3 & 9 months - Adults	5,842	9,282	62.9%	49.4%	52.0%	51.0%
% of FP17s for Band 1 Urgent Courses	897	11,576	7.7%	9.0%	8.0%	9.0%
% of FP17s Relating to Free Repair or Replacements	88	11,576	0.8%	0.7%	0.8%	0.8%
% of FP17s Relating to Continuations	111	11,576	1.0%	1.0%	0.9%	0.9%
% of Patients satisfied with the dentistry they have received	3	3	N/A	93.7%	93.6%	93.2%
% of Patients satisfied with the time they had to wait for an appointment	3	3	N/A	86.8%	88.6%	88.3%

* This is based on patients treated on this contract for their most recent course of treatment. Figures in italics indicate the base number of FP17s or Patient Questionnaire responses are less than 100. N/A is shown where the base number of responses is less than 10 during the period. % is calculated as Quantity/Base number*100

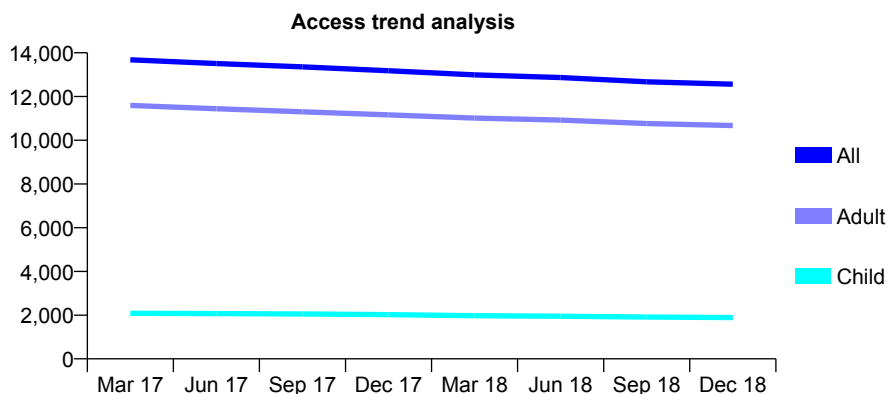
Q56 - Vital Signs At a Glance Contract Report for 177296/0001 - December 2018

Name or company name	Peacock & Shrestha
Contract type name	GDS Contract
Purpose of contract	General
Contract start date	01/04/2010
Contract end date	

18/19 Contracted general activity (UDA)	37,500
Carry forward general activity (UDA)	0
18/19 Contracted orthodontic activity (UOA)	0
Carry forward orthodontic activity (UOA)	0
Baseline contract value	£831,340.99

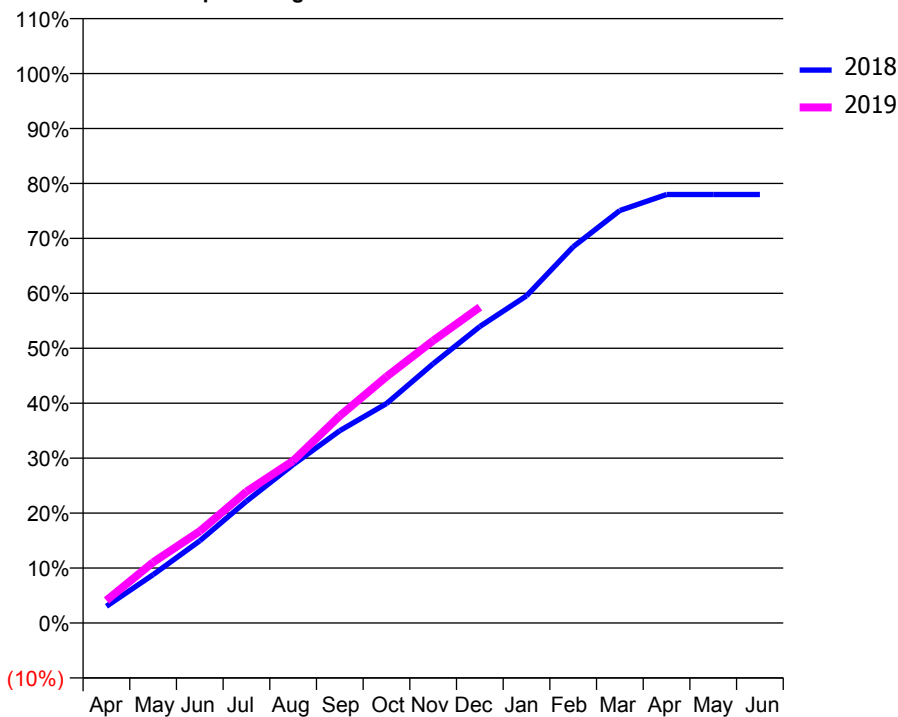
ACCESS*

Patients seen in 24 months	Total	Change since previous quarter
Quarter ending December 2017	13,181	
Quarter ending March 2018	12,988	↓
Quarter ending June 2018	12,868	→
Quarter ending September 2018	12,674	↓
Quarter ending December 2018	12,562	→
Variance since December 2017	(4.7%)	↓



ACTIVITY

Cumulative percentage of contracted UDA delivered 2018 & 2019



Month	Adjusted Scheduled Activity (UDA)	
	2018	2019
April	1,138	1,543
May	3,301	4,147
June	5,606	6,269
July	8,309	8,968
August	10,802	11,073
September	13,123	14,139
October	14,971	16,811
November	17,699	19,267
December	20,232	21,556
January	22,331	
February	25,674	
March	28,152	
April	29,240	
May	29,245	
June	29,245	

QUALITY

	Quantity	Base Number	Contract	AT	Region	England
% of FP17s for the same patient ID Re-attending within 3 months - Children	128	2,373	5.4%	10.8%	11.6%	11.8%
% of FP17s for the same patient ID Re-attending within 3 months - Adults	1,448	12,308	11.8%	14.0%	15.1%	15.6%
% of FP17s for the same patient ID Re-attending between 3 & 9 months - Children	1,741	2,373	73.4%	59.8%	59.9%	58.8%
% of FP17s for the same patient ID Re-attending between 3 & 9 months - Adults	7,191	12,308	58.4%	49.4%	52.0%	51.0%
% of FP17s for Band 1 Urgent Courses	1,220	14,055	8.7%	9.0%	8.0%	9.0%
% of FP17s Relating to Free Repair or Replacements	51	14,055	0.4%	0.7%	0.8%	0.8%
% of FP17s Relating to Continuations	68	14,055	0.5%	1.0%	0.9%	0.9%
% of Patients satisfied with the dentistry they have received	8	9	N/A	93.7%	93.6%	93.2%
% of Patients satisfied with the time they had to wait for an appointment	8	9	N/A	86.8%	88.6%	88.3%

* This is based on patients treated on this contract for their most recent course of treatment. Figures in italics indicate the base number of FP17s or Patient Questionnaire responses are less than 100. N/A is shown where the base number of responses is less than 10 during the period. % is calculated as Quantity/Base number*100

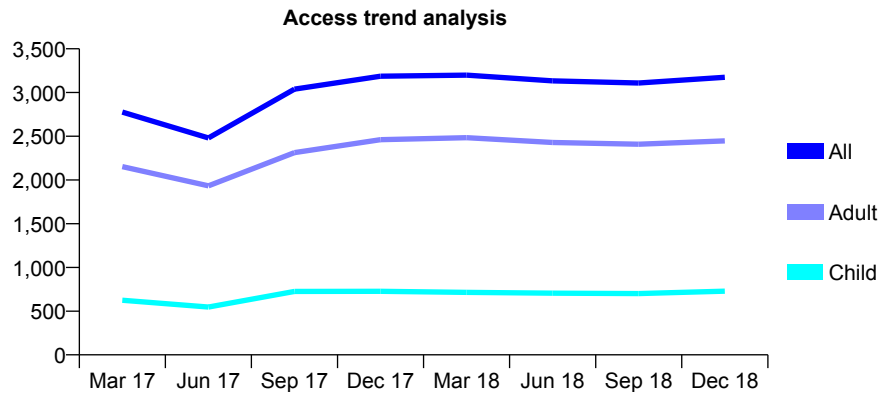
Q56 - Vital Signs At a Glance Contract Report for 178683/0003 - December 2018

Name or company name	Dr A rai & Dr F Tahir
Contract type name	GDS Contract
Purpose of contract	General
Contract start date	01/07/2013
Contract end date	

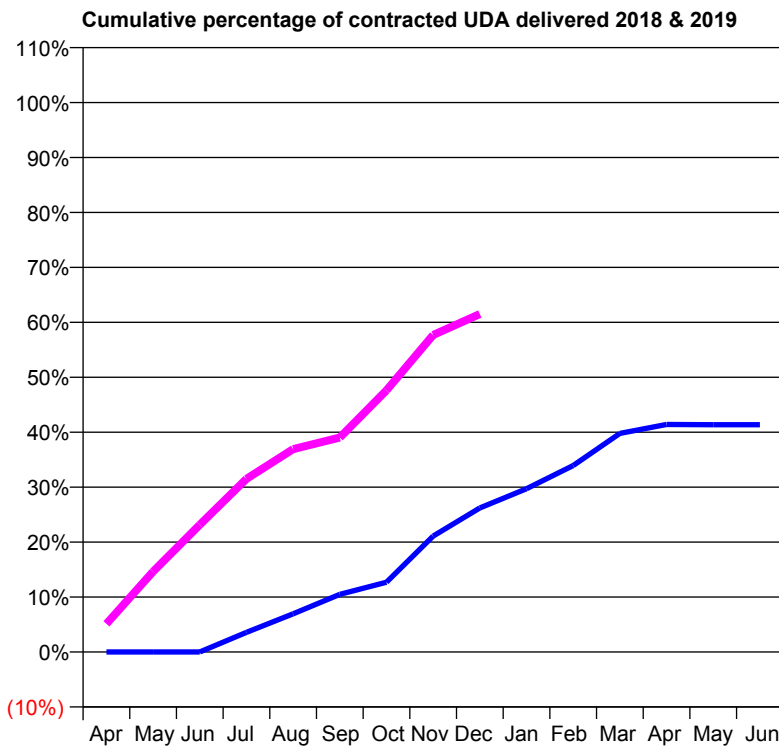
18/19 Contracted general activity (UDA)	7,500
Carry forward general activity (UDA)	0
18/19 Contracted orthodontic activity (UOA)	0
Carry forward orthodontic activity (UOA)	0
Baseline contract value	£186,684.48

ACCESS*

Patients seen in 24 months	Total	Change since previous quarter
Quarter ending December 2017	3,187	
Quarter ending March 2018	3,199	→
Quarter ending June 2018	3,133	↓
Quarter ending September 2018	3,109	→
Quarter ending December 2018	3,175	↑
Variance since December 2017	(0.4%)	→



ACTIVITY



Month	Adjusted Scheduled Activity (UDA)	
	2018	2019
April	0	385
May	0	1,098
June	0	1,738
July	482	2,363
August	939	2,769
September	1,416	2,928
October	1,716	3,572
November	2,850	4,326
December	3,539	4,614
January	4,012	
February	4,580	
March	5,372	
April	5,589	
May	5,585	
June	5,585	

QUALITY

	Quantity	Base Number	Contract	AT	Region	England
% of FP17s for the same patient ID Re-attending within 3 months - Children	37	542	6.8%	10.8%	11.6%	11.8%
% of FP17s for the same patient ID Re-attending within 3 months - Adults	277	1,644	16.8%	14.0%	15.1%	15.6%
% of FP17s for the same patient ID Re-attending between 3 & 9 months - Children	168	542	31.0%	59.8%	59.9%	58.8%
% of FP17s for the same patient ID Re-attending between 3 & 9 months - Adults	489	1,644	29.7%	49.4%	52.0%	51.0%
% of FP17s for Band 1 Urgent Courses	308	1,999	15.4%	9.0%	8.0%	9.0%
% of FP17s Relating to Free Repair or Replacements	12	1,999	0.6%	0.7%	0.8%	0.8%
% of FP17s Relating to Continuations	29	1,999	1.5%	1.0%	0.9%	0.9%
% of Patients satisfied with the dentistry they have received	0	0	N/A	93.7%	93.6%	93.2%
% of Patients satisfied with the time they had to wait for an appointment	0	0	N/A	86.8%	88.6%	88.3%

* This is based on patients treated on this contract for their most recent course of treatment. Figures in italics indicate the base number of FP17s or Patient Questionnaire responses are less than 100. N/A is shown where the base number of responses is less than 10 during the period. % is calculated as Quantity/Base number*100

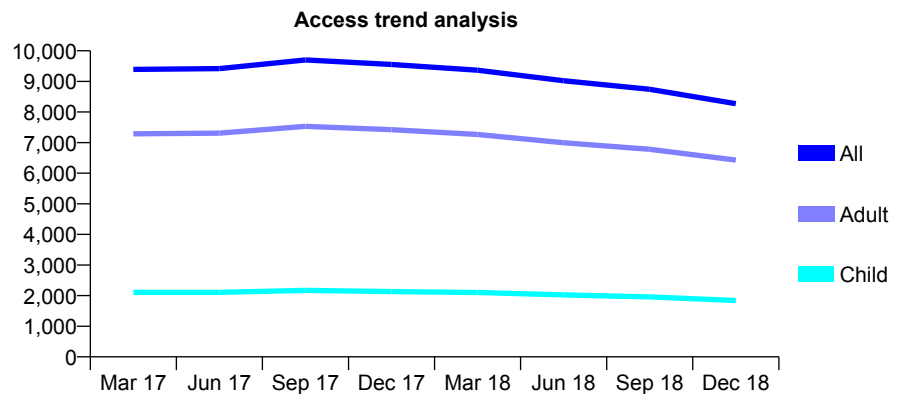
Q56 - Vital Signs At a Glance Contract Report for 179922/0001 - December 2018

Name or company name	Simply Smile Manor House
Contract type name	GDS Contract
Purpose of contract	General
Contract start date	01/04/2013
Contract end date	

18/19 Contracted general activity (UDA)	24,165
Carry forward general activity (UDA)	0
18/19 Contracted orthodontic activity (UOA)	0
Carry forward orthodontic activity (UOA)	0
Baseline contract value	£554,147.73

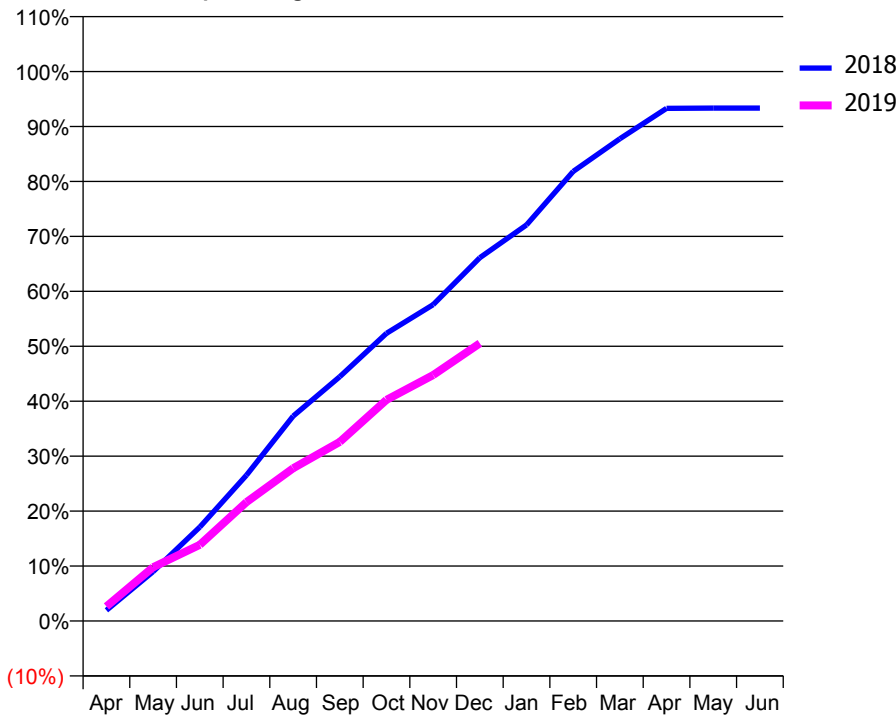
ACCESS*

Patients seen in 24 months	Total	Change since previous quarter
Quarter ending December 2017	9,553	
Quarter ending March 2018	9,366	↓
Quarter ending June 2018	9,020	↓
Quarter ending September 2018	8,744	↓
Quarter ending December 2018	8,272	↓
Variance since December 2017	(13.4%)	↓



ACTIVITY

Cumulative percentage of contracted UDA delivered 2018 & 2019



Month	Adjusted Scheduled Activity (UDA)	
	2018	2019
April	474	640
May	2,173	2,364
June	4,131	3,352
July	6,414	5,228
August	9,012	6,718
September	10,747	7,878
October	12,650	9,723
November	13,914	10,816
December	15,976	12,213
January	17,417	
February	19,770	
March	21,210	
April	22,547	
May	22,557	
June	22,557	

QUALITY

	Quantity	Base Number	Contract	AT	Region	England
% of FP17s for the same patient ID Re-attending within 3 months - Children	118	1,602	7.4%	10.8%	11.6%	11.8%
% of FP17s for the same patient ID Re-attending within 3 months - Adults	799	5,211	15.3%	14.0%	15.1%	15.6%
% of FP17s for the same patient ID Re-attending between 3 & 9 months - Children	930	1,602	58.1%	59.8%	59.9%	58.8%
% of FP17s for the same patient ID Re-attending between 3 & 9 months - Adults	2,349	5,211	45.1%	49.4%	52.0%	51.0%
% of FP17s for Band 1 Urgent Courses	737	6,246	11.8%	9.0%	8.0%	9.0%
% of FP17s Relating to Free Repair or Replacements	38	6,246	0.6%	0.7%	0.8%	0.8%
% of FP17s Relating to Continuations	95	6,246	1.5%	1.0%	0.9%	0.9%
% of Patients satisfied with the dentistry they have received	5	5	N/A	93.7%	93.6%	93.2%
% of Patients satisfied with the time they had to wait for an appointment	2	5	N/A	86.8%	88.6%	88.3%

* This is based on patients treated on this contract for their most recent course of treatment. Figures in italics indicate the base number of FP17s or Patient Questionnaire responses are less than 100. N/A is shown where the base number of responses is less than 10 during the period. % is calculated as Quantity/Base number*100

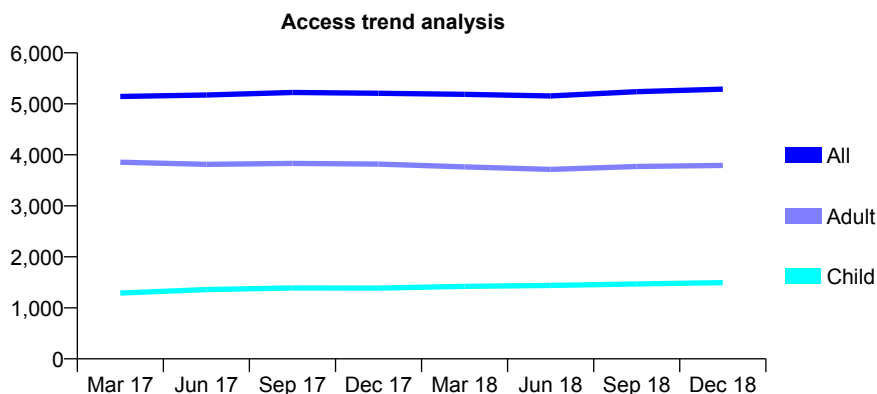
Q56 - Vital Signs At a Glance Contract Report for 181102/0001 - December 2018

Name or company name	Cambridge Street Dental Practice
Contract type name	GDS Contract
Purpose of contract	General
Contract start date	03/10/2011
Contract end date	

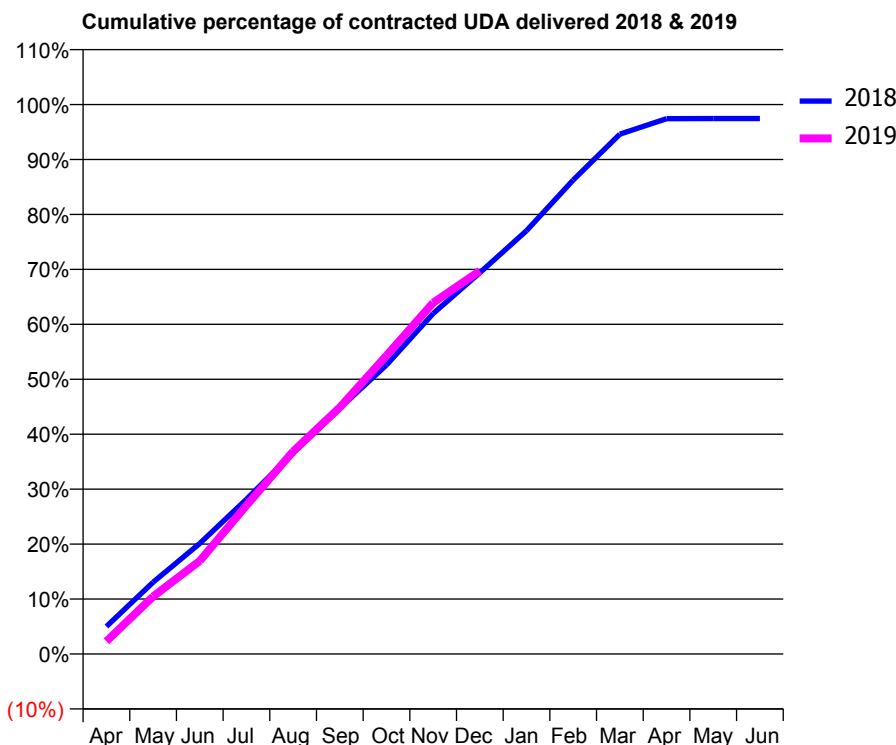
18/19 Contracted general activity (UDA)	16,000
Carry forward general activity (UDA)	409
18/19 Contracted orthodontic activity (UOA)	0
Carry forward orthodontic activity (UOA)	0
Baseline contract value	£409,234.87

ACCESS*

Patients seen in 24 months	Total	Change since previous quarter
Quarter ending December 2017	5,207	
Quarter ending March 2018	5,185	→
Quarter ending June 2018	5,155	→
Quarter ending September 2018	5,239	→
Quarter ending December 2018	5,287	→
Variance since December 2017	1.5%	→



ACTIVITY



Month	Adjusted Scheduled Activity (UDA)	
	2018	2019
April	803	370
May	2,089	1,676
June	3,220	2,711
July	4,506	4,326
August	5,862	5,899
September	7,158	7,180
October	8,415	8,691
November	9,915	10,230
December	11,102	11,156
January	12,327	
February	13,802	
March	15,135	
April	15,588	
May	15,590	
June	15,591	

QUALITY

	Quantity	Base Number	Contract	AT	Region	England
% of FP17s for the same patient ID Re-attending within 3 months - Children	103	1,757	5.9%	10.8%	11.6%	11.8%
% of FP17s for the same patient ID Re-attending within 3 months - Adults	381	4,040	9.4%	14.0%	15.1%	15.6%
% of FP17s for the same patient ID Re-attending between 3 & 9 months - Children	1,166	1,757	66.4%	59.8%	59.9%	58.8%
% of FP17s for the same patient ID Re-attending between 3 & 9 months - Adults	2,515	4,040	62.3%	49.4%	52.0%	51.0%
% of FP17s for Band 1 Urgent Courses	281	5,585	5.0%	9.0%	8.0%	9.0%
% of FP17s Relating to Free Repair or Replacements	17	5,585	0.3%	0.7%	0.8%	0.8%
% of FP17s Relating to Continuations	31	5,585	0.6%	1.0%	0.9%	0.9%
% of Patients satisfied with the dentistry they have received	1	1	N/A	93.7%	93.6%	93.2%
% of Patients satisfied with the time they had to wait for an appointment	0	1	N/A	86.8%	88.6%	88.3%

* This is based on patients treated on this contract for their most recent course of treatment. Figures in italics indicate the base number of FP17s or Patient Questionnaire responses are less than 100. N/A is shown where the base number of responses is less than 10 during the period. % is calculated as Quantity/Base number*100

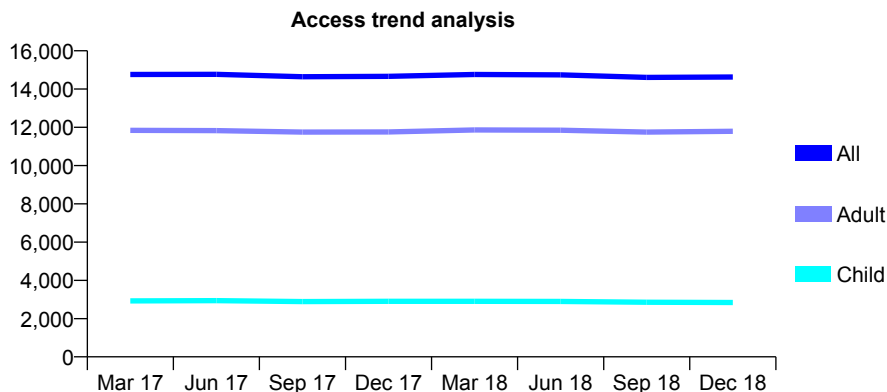
Q56 - Vital Signs At a Glance Contract Report for 182397/0001 - December 2018

Name or company name	Bank Bulidings Dental Practice
Contract type name	GDS Contract
Purpose of contract	General and Orthodontic
Contract start date	01/04/2011
Contract end date	

18/19 Contracted general activity (UDA)	40,973
Carry forward general activity (UDA)	0
18/19 Contracted orthodontic activity (UOA)	3,067
Carry forward orthodontic activity (UOA)	-2
Baseline contract value	£1,158,673.96

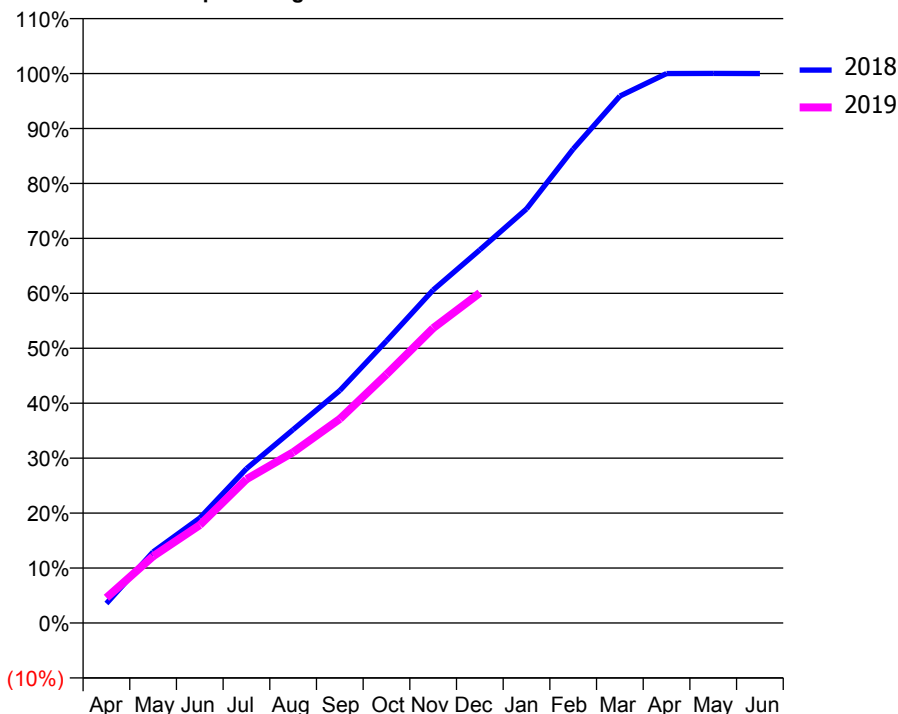
ACCESS*

Patients seen in 24 months	Total	Change since previous quarter
Quarter ending December 2017	14,666	
Quarter ending March 2018	14,766	→
Quarter ending June 2018	14,743	→
Quarter ending September 2018	14,608	→
Quarter ending December 2018	14,632	→
Variance since December 2017	(0.2%)	→



ACTIVITY

Cumulative percentage of contracted UDA delivered 2018 & 2019



Month	Adjusted Scheduled Activity (UDA)	
	2018	2019
April	1,457	1,887
May	5,302	4,979
June	7,825	7,307
July	11,513	10,727
August	14,423	12,731
September	17,337	15,219
October	21,033	18,539
November	24,837	21,992
December	27,821	24,610
January	30,879	
February	35,342	
March	39,284	
April	40,970	
May	40,977	
June	40,973	

QUALITY

	Quantity	Base Number	Contract	AT	Region	England
% of FP17s for the same patient ID Re-attending within 3 months - Children	549	3,425	16.0%	10.8%	11.6%	11.8%
% of FP17s for the same patient ID Re-attending within 3 months - Adults	1,572	10,938	14.4%	14.0%	15.1%	15.6%
% of FP17s for the same patient ID Re-attending between 3 & 9 months - Children	1,737	3,425	50.7%	59.8%	59.9%	58.8%
% of FP17s for the same patient ID Re-attending between 3 & 9 months - Adults	4,163	10,938	38.1%	49.4%	52.0%	51.0%
% of FP17s for Band 1 Urgent Courses	925	12,961	7.1%	9.0%	8.0%	9.0%
% of FP17s Relating to Free Repair or Replacements	89	12,961	0.7%	0.7%	0.8%	0.8%
% of FP17s Relating to Continuations	192	12,961	1.5%	1.0%	0.9%	0.9%
% of Patients satisfied with the dentistry they have received	9	9	N/A	93.7%	93.6%	93.2%
% of Patients satisfied with the time they had to wait for an appointment	9	9	N/A	86.8%	88.6%	88.3%

* This is based on patients treated on this contract for their most recent course of treatment. Figures in italics indicate the base number of FP17s or Patient Questionnaire responses are less than 100. N/A is shown where the base number of responses is less than 10 during the period. % is calculated as Quantity/Base number*100

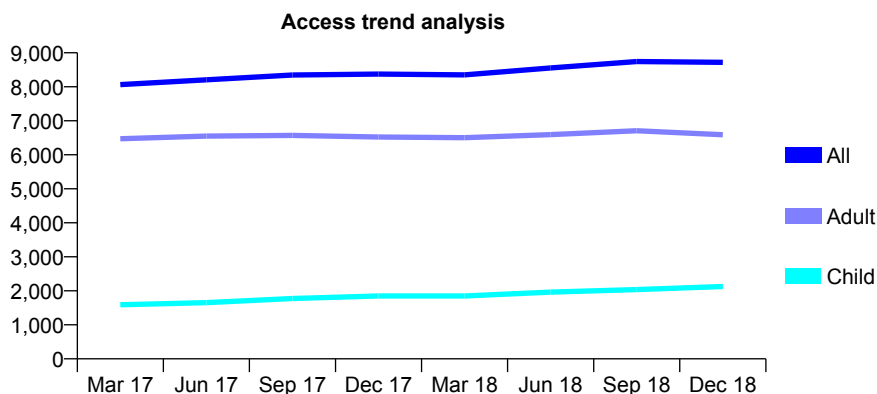
Q56 - Vital Signs At a Glance Contract Report for 183113/0001 - December 2018

Name or company name	Chokshi Ltd
Contract type name	GDS Contract
Purpose of contract	General
Contract start date	18/06/2012
Contract end date	

18/19 Contracted general activity (UDA)	21,607
Carry forward general activity (UDA)	-23
18/19 Contracted orthodontic activity (UOA)	0
Carry forward orthodontic activity (UOA)	0
Baseline contract value	£590,478.61

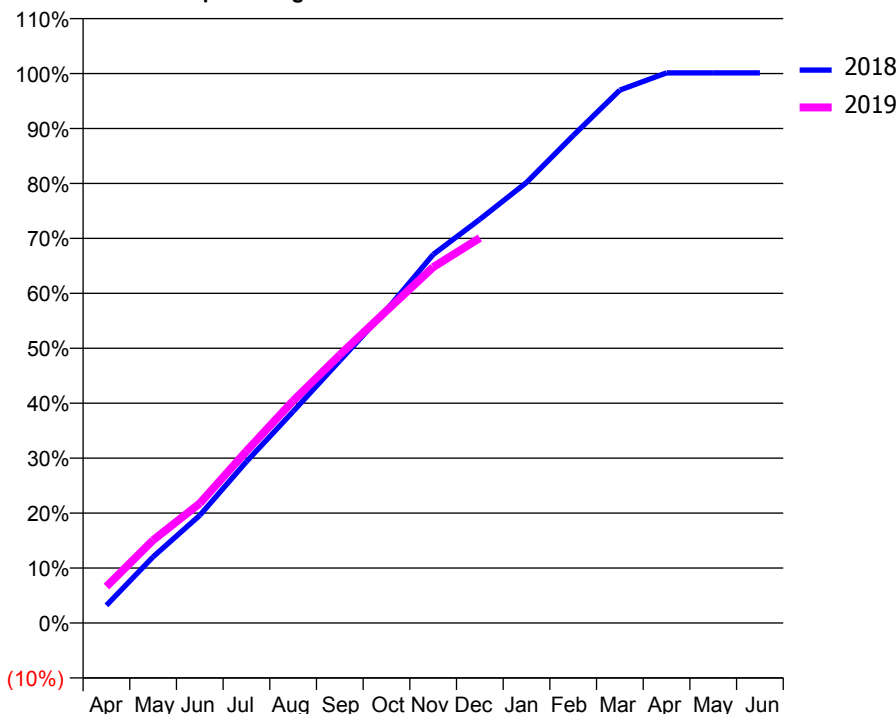
ACCESS*

Patients seen in 24 months	Total	Change since previous quarter
Quarter ending December 2017	8,374	
Quarter ending March 2018	8,352	→
Quarter ending June 2018	8,554	↑
Quarter ending September 2018	8,744	↑
Quarter ending December 2018	8,721	→
Variance since December 2017	4.1%	↑



ACTIVITY

Cumulative percentage of contracted UDA delivered 2018 & 2019



Month	Adjusted Scheduled Activity (UDA)	
	2018	2019
April	695	1,434
May	2,604	3,261
June	4,233	4,706
July	6,345	6,759
August	8,316	8,739
September	10,316	10,543
October	12,311	12,278
November	14,493	13,992
December	15,873	15,140
January	17,322	
February	19,165	
March	20,956	
April	21,631	
May	21,629	
June	21,630	

QUALITY

	Quantity	Base Number	Contract	AT	Region	England
% of FP17s for the same patient ID Re-attending within 3 months - Children	184	2,683	6.9%	10.8%	11.6%	11.8%
% of FP17s for the same patient ID Re-attending within 3 months - Adults	1,038	7,342	14.1%	14.0%	15.1%	15.6%
% of FP17s for the same patient ID Re-attending between 3 & 9 months - Children	1,767	2,683	65.9%	59.8%	59.9%	58.8%
% of FP17s for the same patient ID Re-attending between 3 & 9 months - Adults	4,190	7,342	57.1%	49.4%	52.0%	51.0%
% of FP17s for Band 1 Urgent Courses	597	8,780	6.8%	9.0%	8.0%	9.0%
% of FP17s Relating to Free Repair or Replacements	33	8,780	0.4%	0.7%	0.8%	0.8%
% of FP17s Relating to Continuations	40	8,780	0.5%	1.0%	0.9%	0.9%
% of Patients satisfied with the dentistry they have received	3	3	N/A	93.7%	93.6%	93.2%
% of Patients satisfied with the time they had to wait for an appointment	3	3	N/A	86.8%	88.6%	88.3%

* This is based on patients treated on this contract for their most recent course of treatment. Figures in italics indicate the base number of FP17s or Patient Questionnaire responses are less than 100. N/A is shown where the base number of responses is less than 10 during the period. % is calculated as Quantity/Base number*100

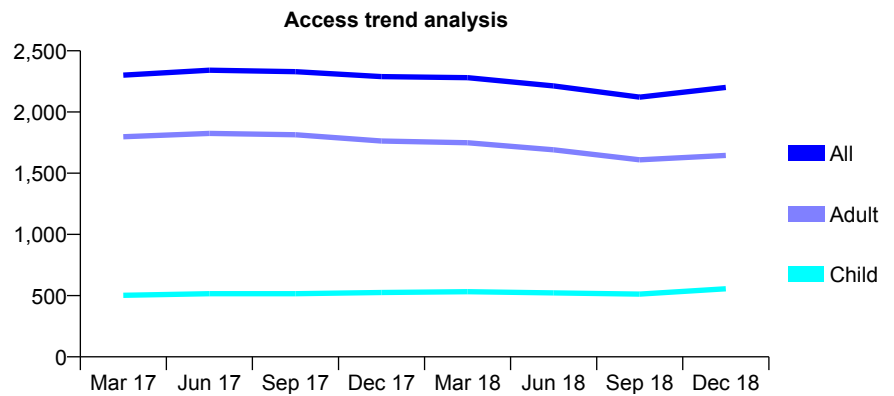
Q56 - Vital Signs At a Glance Contract Report for 183946/0001 - December 2018

Name or company name	Woodbridge Dental Surgery Limited
Contract type name	GDS Contract
Purpose of contract	General
Contract start date	01/04/2010
Contract end date	

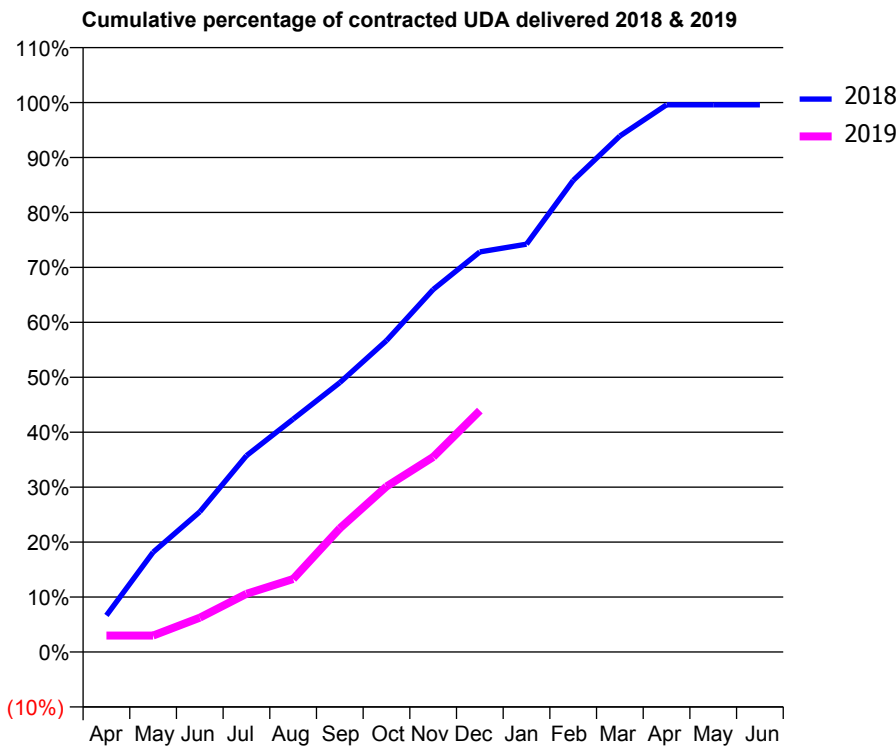
18/19 Contracted general activity (UDA)	6,571
Carry forward general activity (UDA)	28
18/19 Contracted orthodontic activity (UOA)	0
Carry forward orthodontic activity (UOA)	0
Baseline contract value	£155,819.52

ACCESS*

Patients seen in 24 months	Total	Change since previous quarter
Quarter ending December 2017	2,289	
Quarter ending March 2018	2,281	→
Quarter ending June 2018	2,213	↓
Quarter ending September 2018	2,121	↓
Quarter ending December 2018	2,201	↑
Variance since December 2017	(3.8%)	↓



ACTIVITY



Month	Adjusted Scheduled Activity (UDA)	
	2018	2019
April	438	197
May	1,193	197
June	1,676	411
July	2,348	696
August	2,784	872
September	3,221	1,479
October	3,724	1,980
November	4,335	2,333
December	4,785	2,887
January	4,877	
February	5,639	
March	6,170	
April	6,543	
May	6,543	
June	6,543	

QUALITY

	Quantity	Base Number	Contract	AT	Region	England
% of FP17s for the same patient ID Re-attending within 3 months - Children	35	590	5.9%	10.8%	11.6%	11.8%
% of FP17s for the same patient ID Re-attending within 3 months - Adults	190	1,544	12.3%	14.0%	15.1%	15.6%
% of FP17s for the same patient ID Re-attending between 3 & 9 months - Children	322	590	54.6%	59.8%	59.9%	58.8%
% of FP17s for the same patient ID Re-attending between 3 & 9 months - Adults	777	1,544	50.3%	49.4%	52.0%	51.0%
% of FP17s for Band 1 Urgent Courses	206	1,978	10.4%	9.0%	8.0%	9.0%
% of FP17s Relating to Free Repair or Replacements	0	1,978	0.0%	0.7%	0.8%	0.8%
% of FP17s Relating to Continuations	6	1,978	0.3%	1.0%	0.9%	0.9%
% of Patients satisfied with the dentistry they have received	1	1	N/A	93.7%	93.6%	93.2%
% of Patients satisfied with the time they had to wait for an appointment	1	1	N/A	86.8%	88.6%	88.3%

* This is based on patients treated on this contract for their most recent course of treatment. Figures in italics indicate the base number of FP17s or Patient Questionnaire responses are less than 100. N/A is shown where the base number of responses is less than 10 during the period. % is calculated as Quantity/Base number*100

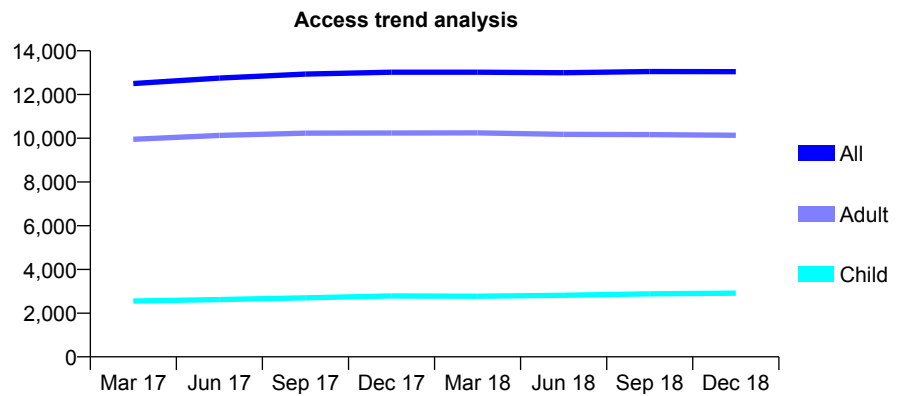
Q56 - Vital Signs At a Glance Contract Report for 184624/0001 - December 2018

Name or company name	DMJ Norwich Limited
Contract type name	GDS Contract
Purpose of contract	General
Contract start date	01/04/2013
Contract end date	

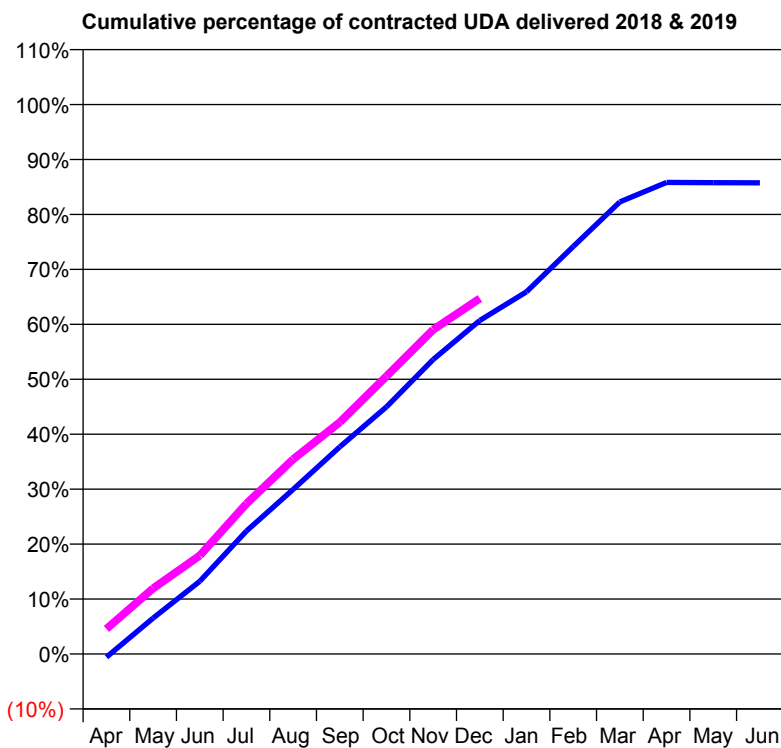
18/19 Contracted general activity (UDA)	37,546
Carry forward general activity (UDA)	0
18/19 Contracted orthodontic activity (UOA)	0
Carry forward orthodontic activity (UOA)	0
Baseline contract value	£1,077,976.88

ACCESS*

Patients seen in 24 months	Total	Change since previous quarter
Quarter ending December 2017	13,023	
Quarter ending March 2018	13,020	→
Quarter ending June 2018	12,996	→
Quarter ending September 2018	13,050	→
Quarter ending December 2018	13,044	→
Variance since December 2017	0.2%	→



ACTIVITY



Month	Adjusted Scheduled Activity (UDA)	
	2018	2019
April	-219	1,721
May	2,453	4,490
June	4,967	6,728
July	8,409	10,275
August	11,243	13,308
September	14,150	15,843
October	16,891	18,983
November	20,124	22,159
December	22,788	24,293
January	24,750	
February	27,839	
March	30,888	
April	32,218	
May	32,208	
June	32,193	

QUALITY

	Quantity	Base Number	Contract	AT	Region	England
% of FP17s for the same patient ID Re-attending within 3 months - Children	147	2,858	5.1%	10.8%	11.6%	11.8%
% of FP17s for the same patient ID Re-attending within 3 months - Adults	1,001	9,505	10.5%	14.0%	15.1%	15.6%
% of FP17s for the same patient ID Re-attending between 3 & 9 months - Children	1,409	2,858	49.3%	59.8%	59.9%	58.8%
% of FP17s for the same patient ID Re-attending between 3 & 9 months - Adults	4,462	9,505	46.9%	49.4%	52.0%	51.0%
% of FP17s for Band 1 Urgent Courses	778	11,815	6.6%	9.0%	8.0%	9.0%
% of FP17s Relating to Free Repair or Replacements	86	11,815	0.7%	0.7%	0.8%	0.8%
% of FP17s Relating to Continuations	149	11,815	1.3%	1.0%	0.9%	0.9%
% of Patients satisfied with the dentistry they have received	4	6	N/A	93.7%	93.6%	93.2%
% of Patients satisfied with the time they had to wait for an appointment	2	6	N/A	86.8%	88.6%	88.3%

* This is based on patients treated on this contract for their most recent course of treatment. Figures in italics indicate the base number of FP17s or Patient Questionnaire responses are less than 100. N/A is shown where the base number of responses is less than 10 during the period. % is calculated as Quantity/Base number*100

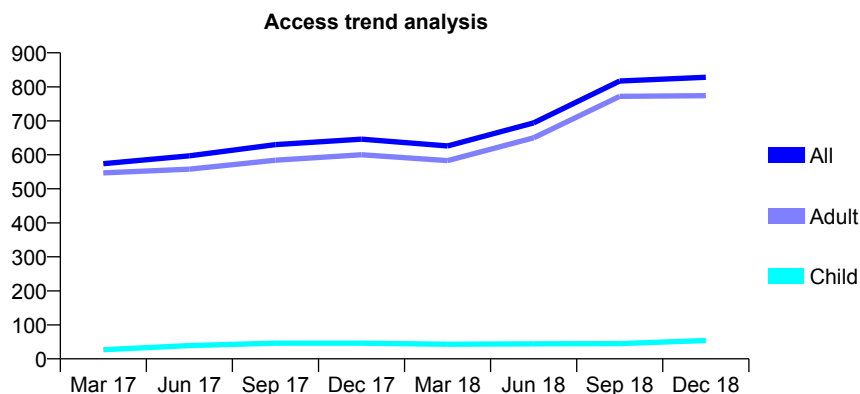
Q56 - Vital Signs At a Glance Contract Report for 184624/0002 - December 2018

Name or company name	DMJ Norwich Limited
Contract type name	PDS Contract
Purpose of contract	General
Contract start date	01/04/2013
Contract end date	31/03/2019

18/19 Contracted general activity (UDA)	3,380
Carry forward general activity (UDA)	0
18/19 Contracted orthodontic activity (UOA)	0
Carry forward orthodontic activity (UOA)	0
Baseline contract value	£583,137.79

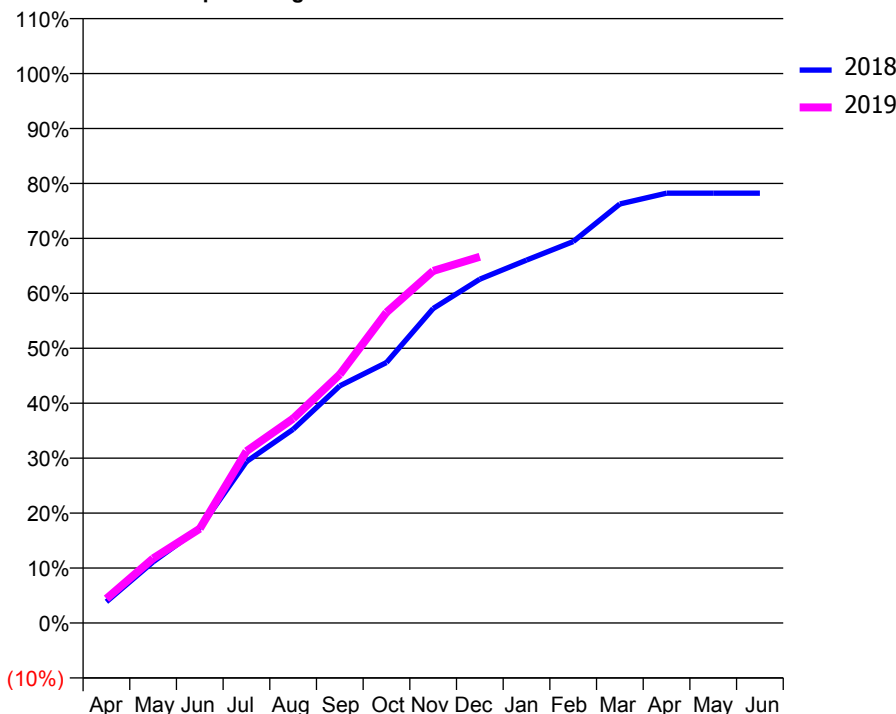
ACCESS*

Patients seen in 24 months	Total	Change since previous quarter
Quarter ending December 2017	646	
Quarter ending March 2018	626	↓
Quarter ending June 2018	694	↑
Quarter ending September 2018	817	↑
Quarter ending December 2018	828	→
Variance since December 2017	28.2%	↑



ACTIVITY

Cumulative percentage of contracted UDA delivered 2018 & 2019



Month	Adjusted Scheduled Activity (UDA)	
	2018	2019
April	131	150
May	376	397
June	583	580
July	993	1,057
August	1,191	1,258
September	1,458	1,529
October	1,602	1,911
November	1,935	2,166
December	2,115	2,253
January	2,233	
February	2,347	
March	2,578	
April	2,644	
May	2,644	
June	2,644	

QUALITY

	Quantity	Base Number	Contract	AT	Region	England
% of FP17s for the same patient ID Re-attending within 3 months - Children	0	64	0.0%	10.8%	11.6%	11.8%
% of FP17s for the same patient ID Re-attending within 3 months - Adults	6	720	0.8%	14.0%	15.1%	15.6%
% of FP17s for the same patient ID Re-attending between 3 & 9 months - Children	1	64	1.6%	59.8%	59.9%	58.8%
% of FP17s for the same patient ID Re-attending between 3 & 9 months - Adults	2	720	0.3%	49.4%	52.0%	51.0%
% of FP17s for Band 1 Urgent Courses	0	762	0.0%	9.0%	8.0%	9.0%
% of FP17s Relating to Free Repair or Replacements	3	762	0.4%	0.7%	0.8%	0.8%
% of FP17s Relating to Continuations	6	762	0.8%	1.0%	0.9%	0.9%
% of Patients satisfied with the dentistry they have received	0	0	N/A	93.7%	93.6%	93.2%
% of Patients satisfied with the time they had to wait for an appointment	0	0	N/A	86.8%	88.6%	88.3%

* This is based on patients treated on this contract for their most recent course of treatment. Figures in italics indicate the base number of FP17s or Patient Questionnaire responses are less than 100. N/A is shown where the base number of responses is less than 10 during the period. % is calculated as Quantity/Base number*100

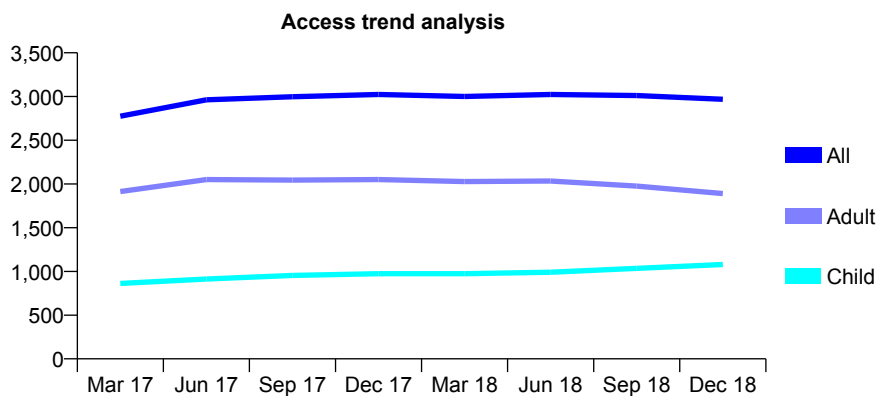
Q56 - Vital Signs At a Glance Contract Report for 185272/0001 - December 2018

Name or company name	Bridge House Dental Practice
Contract type name	GDS Contract
Purpose of contract	General
Contract start date	01/11/2012
Contract end date	

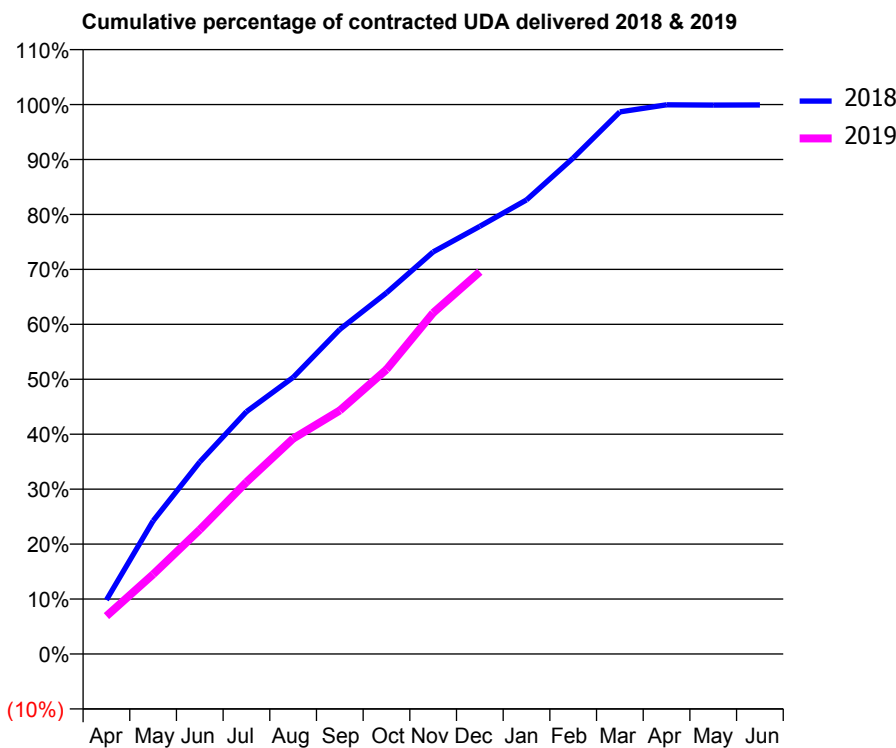
18/19 Contracted general activity (UDA)	5,905
Carry forward general activity (UDA)	5
18/19 Contracted orthodontic activity (UOA)	0
Carry forward orthodontic activity (UOA)	0
Baseline contract value	£130,254.52

ACCESS*

Patients seen in 24 months	Total	Change since previous quarter
Quarter ending December 2017	3,024	
Quarter ending March 2018	3,001	→
Quarter ending June 2018	3,024	→
Quarter ending September 2018	3,011	→
Quarter ending December 2018	2,969	↓
Variance since December 2017	(1.8%)	↓



ACTIVITY



Month	Adjusted Scheduled Activity (UDA)	
	2018	2019
April	581	408
May	1,431	857
June	2,064	1,336
July	2,605	1,848
August	2,973	2,315
September	3,488	2,618
October	3,881	3,057
November	4,322	3,666
December	4,596	4,108
January	4,879	
February	5,329	
March	5,826	
April	5,902	
May	5,899	
June	5,900	

QUALITY

	Quantity	Base Number	Contract	AT	Region	England
% of FP17s for the same patient ID Re-attending within 3 months - Children	90	1,232	7.3%	10.8%	11.6%	11.8%
% of FP17s for the same patient ID Re-attending within 3 months - Adults	171	1,359	12.6%	14.0%	15.1%	15.6%
% of FP17s for the same patient ID Re-attending between 3 & 9 months - Children	709	1,232	57.5%	59.8%	59.9%	58.8%
% of FP17s for the same patient ID Re-attending between 3 & 9 months - Adults	473	1,359	34.8%	49.4%	52.0%	51.0%
% of FP17s for Band 1 Urgent Courses	247	2,541	9.7%	9.0%	8.0%	9.0%
% of FP17s Relating to Free Repair or Replacements	26	2,541	1.0%	0.7%	0.8%	0.8%
% of FP17s Relating to Continuations	4	2,541	0.2%	1.0%	0.9%	0.9%
% of Patients satisfied with the dentistry they have received	1	1	N/A	93.7%	93.6%	93.2%
% of Patients satisfied with the time they had to wait for an appointment	1	1	N/A	86.8%	88.6%	88.3%

* This is based on patients treated on this contract for their most recent course of treatment. Figures in italics indicate the base number of FP17s or Patient Questionnaire responses are less than 100. N/A is shown where the base number of responses is less than 10 during the period. % is calculated as Quantity/Base number*100

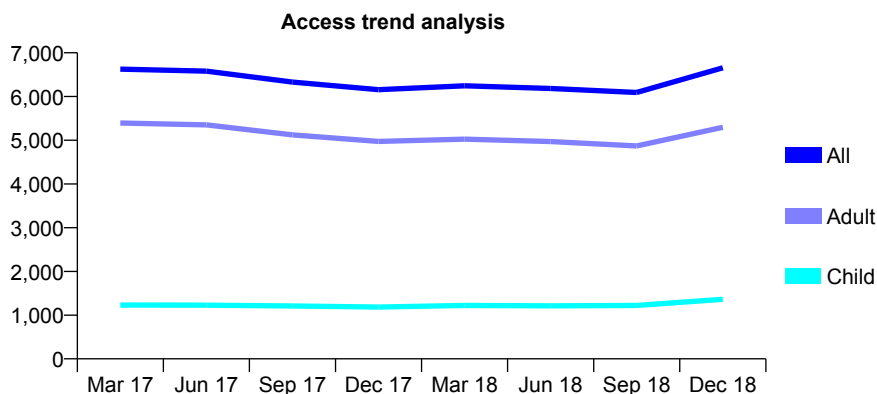
Q56 - Vital Signs At a Glance Contract Report for 185361/0001 - December 2018

Name or company name	Diss Dental Health Centre Limited
Contract type name	GDS Contract
Purpose of contract	General
Contract start date	01/04/2010
Contract end date	

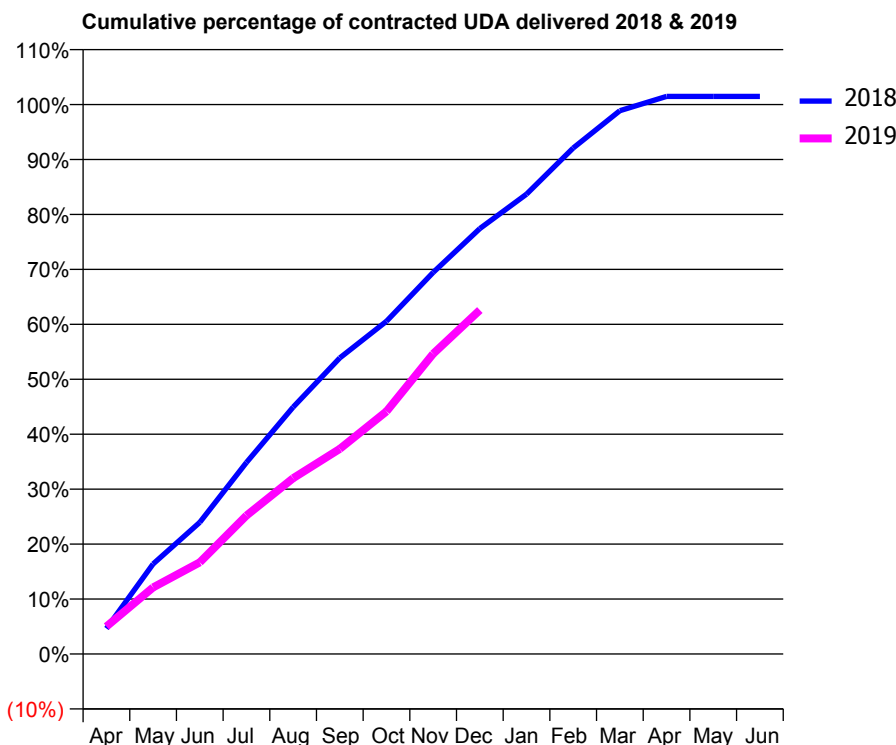
18/19 Contracted general activity (UDA)	21,060
Carry forward general activity (UDA)	-253
18/19 Contracted orthodontic activity (UOA)	0
Carry forward orthodontic activity (UOA)	0
Baseline contract value	£557,660.41

ACCESS*

Patients seen in 24 months	Total	Change since previous quarter
Quarter ending December 2017	6,158	
Quarter ending March 2018	6,246	→
Quarter ending June 2018	6,183	↓
Quarter ending September 2018	6,092	↓
Quarter ending December 2018	6,658	↑
Variance since December 2017	8.1%	↑



ACTIVITY



Month	Adjusted Scheduled Activity (UDA)	
	2018	2019
April	794	1,058
May	2,798	2,555
June	4,089	3,511
July	5,947	5,306
August	7,666	6,737
September	9,191	7,865
October	10,332	9,299
November	11,845	11,504
December	13,209	13,184
January	14,277	
February	15,709	
March	16,868	
April	17,313	
May	17,313	
June	17,313	

QUALITY

	Quantity	Base Number	Contract	AT	Region	England
% of FP17s for the same patient ID Re-attending within 3 months - Children	79	1,411	5.6%	10.8%	11.6%	11.8%
% of FP17s for the same patient ID Re-attending within 3 months - Adults	391	4,831	8.1%	14.0%	15.1%	15.6%
% of FP17s for the same patient ID Re-attending between 3 & 9 months - Children	593	1,411	42.0%	59.8%	59.9%	58.8%
% of FP17s for the same patient ID Re-attending between 3 & 9 months - Adults	2,050	4,831	42.4%	49.4%	52.0%	51.0%
% of FP17s for Band 1 Urgent Courses	248	6,038	4.1%	9.0%	8.0%	9.0%
% of FP17s Relating to Free Repair or Replacements	56	6,038	0.9%	0.7%	0.8%	0.8%
% of FP17s Relating to Continuations	32	6,038	0.5%	1.0%	0.9%	0.9%
% of Patients satisfied with the dentistry they have received	4	4	N/A	93.7%	93.6%	93.2%
% of Patients satisfied with the time they had to wait for an appointment	3	4	N/A	86.8%	88.6%	88.3%

* This is based on patients treated on this contract for their most recent course of treatment. Figures in italics indicate the base number of FP17s or Patient Questionnaire responses are less than 100. N/A is shown where the base number of responses is less than 10 during the period. % is calculated as Quantity/Base number*100

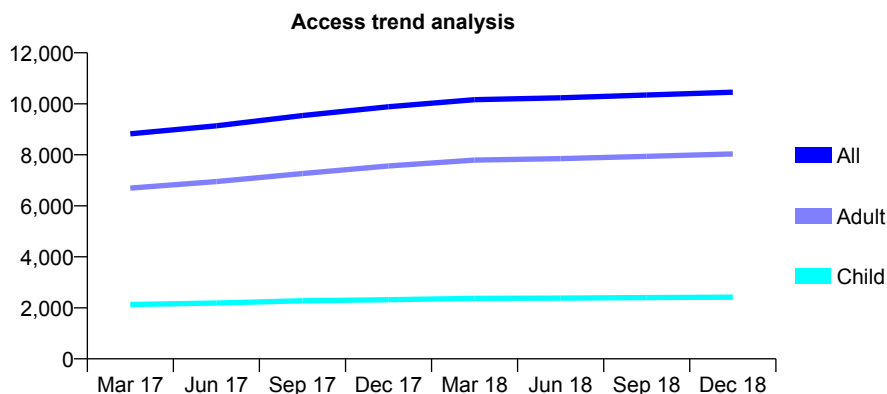
Q56 - Vital Signs At a Glance Contract Report for 185434/0001 - December 2018

Name or company name	Priory Park Dental Practice
Contract type name	GDS Contract
Purpose of contract	General
Contract start date	01/01/2016
Contract end date	

18/19 Contracted general activity (UDA)	28,201
Carry forward general activity (UDA)	779
18/19 Contracted orthodontic activity (UOA)	0
Carry forward orthodontic activity (UOA)	0
Baseline contract value	£981,170.91

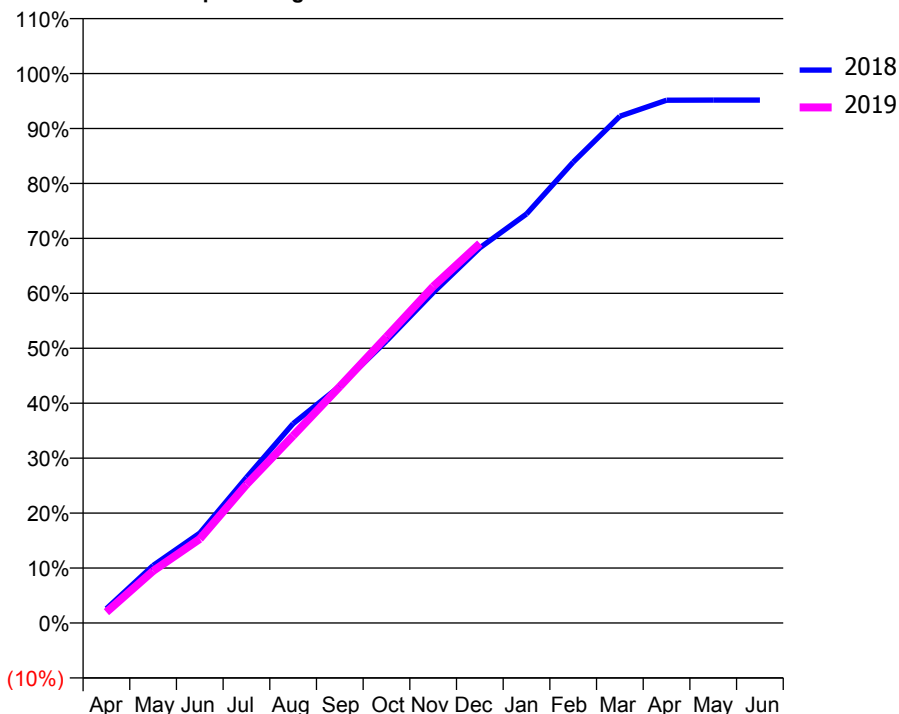
ACCESS*

Patients seen in 24 months	Total	Change since previous quarter
Quarter ending December 2017	9,883	
Quarter ending March 2018	10,163	↑
Quarter ending June 2018	10,234	→
Quarter ending September 2018	10,343	→
Quarter ending December 2018	10,454	→
Variance since December 2017	5.8%	↑



ACTIVITY

Cumulative percentage of contracted UDA delivered 2018 & 2019



Month	Adjusted Scheduled Activity (UDA)	
	2018	2019
April	739	559
May	2,954	2,673
June	4,616	4,315
July	7,470	7,109
August	10,235	9,613
September	12,158	12,136
October	14,480	14,688
November	16,952	17,271
December	19,253	19,480
January	20,995	
February	23,656	
March	26,008	
April	26,830	
May	26,835	
June	26,835	

QUALITY

	Quantity	Base Number	Contract	AT	Region	England
% of FP17s for the same patient ID Re-attending within 3 months - Children	205	2,844	7.2%	10.8%	11.6%	11.8%
% of FP17s for the same patient ID Re-attending within 3 months - Adults	1,344	9,300	14.5%	14.0%	15.1%	15.6%
% of FP17s for the same patient ID Re-attending between 3 & 9 months - Children	1,789	2,844	62.9%	59.8%	59.9%	58.8%
% of FP17s for the same patient ID Re-attending between 3 & 9 months - Adults	5,556	9,300	59.7%	49.4%	52.0%	51.0%
% of FP17s for Band 1 Urgent Courses	951	11,653	8.2%	9.0%	8.0%	9.0%
% of FP17s Relating to Free Repair or Replacements	75	11,653	0.6%	0.7%	0.8%	0.8%
% of FP17s Relating to Continuations	178	11,653	1.5%	1.0%	0.9%	0.9%
% of Patients satisfied with the dentistry they have received	6	7	N/A	93.7%	93.6%	93.2%
% of Patients satisfied with the time they had to wait for an appointment	6	7	N/A	86.8%	88.6%	88.3%

* This is based on patients treated on this contract for their most recent course of treatment. Figures in italics indicate the base number of FP17s or Patient Questionnaire responses are less than 100. N/A is shown where the base number of responses is less than 10 during the period. % is calculated as Quantity/Base number*100

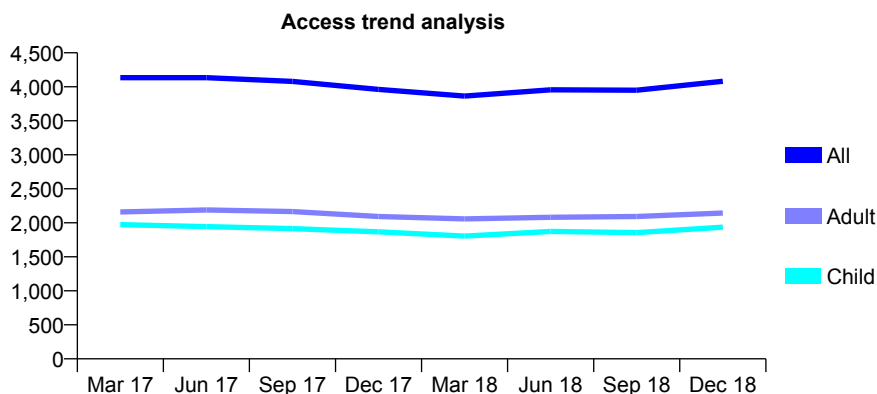
Q56 - Vital Signs At a Glance Contract Report for 185671/0001 - December 2018

Name or company name	Community Dental Services CIC
Contract type name	PDS Contract
Purpose of contract	General
Contract start date	01/10/2012
Contract end date	01/09/2019

18/19 Contracted general activity (UDA)	9,183
Carry forward general activity (UDA)	0
18/19 Contracted orthodontic activity (UOA)	0
Carry forward orthodontic activity (UOA)	0
Baseline contract value	£1,652,589.37

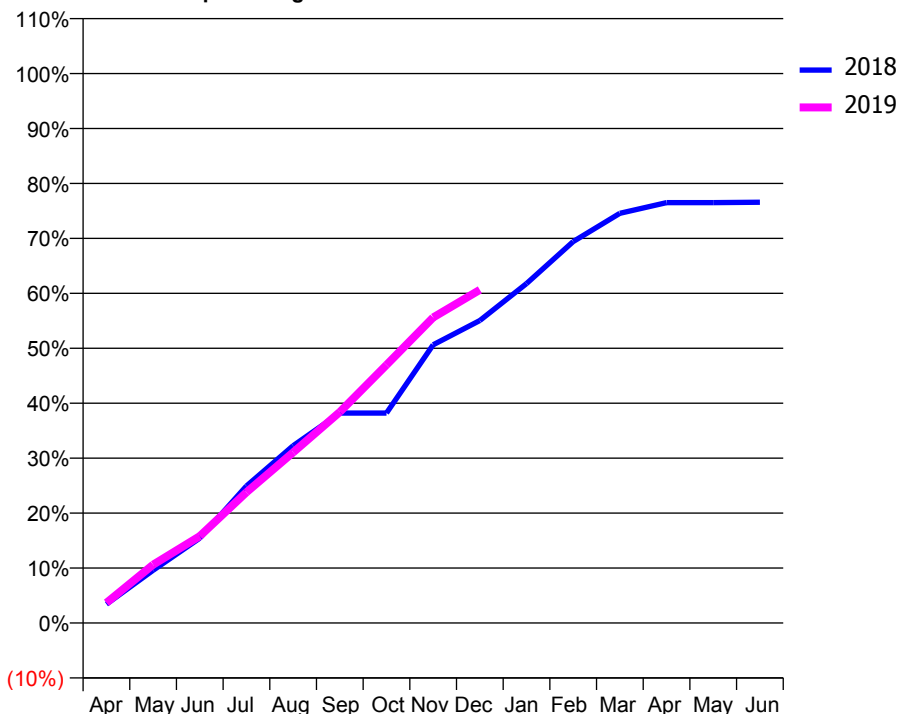
ACCESS*

Patients seen in 24 months	Total	Change since previous quarter
Quarter ending December 2017	3,961	
Quarter ending March 2018	3,863	↓
Quarter ending June 2018	3,955	↑
Quarter ending September 2018	3,950	→
Quarter ending December 2018	4,081	↑
Variance since December 2017	3.0%	↑



ACTIVITY

Cumulative percentage of contracted UDA delivered 2018 & 2019



Month	Adjusted Scheduled Activity (UDA)	
	2018	2019
April	314	338
May	882	976
June	1,418	1,451
July	2,290	2,184
August	2,963	2,851
September	3,509	3,527
October	3,509	4,313
November	4,651	5,107
December	5,055	5,568
January	5,673	
February	6,374	
March	6,847	
April	7,026	
May	7,026	
June	7,033	

QUALITY

	Quantity	Base Number	Contract	AT	Region	England
% of FP17s for the same patient ID Re-attending within 3 months - Children	210	2,727	7.7%	10.8%	11.6%	11.8%
% of FP17s for the same patient ID Re-attending within 3 months - Adults	359	2,678	13.4%	14.0%	15.1%	15.6%
% of FP17s for the same patient ID Re-attending between 3 & 9 months - Children	1,244	2,727	45.6%	59.8%	59.9%	58.8%
% of FP17s for the same patient ID Re-attending between 3 & 9 months - Adults	1,324	2,678	49.4%	49.4%	52.0%	51.0%
% of FP17s for Band 1 Urgent Courses	218	3,719	5.9%	9.0%	8.0%	9.0%
% of FP17s Relating to Free Repair or Replacements	12	3,719	0.3%	0.7%	0.8%	0.8%
% of FP17s Relating to Continuations	23	3,719	0.6%	1.0%	0.9%	0.9%
% of Patients satisfied with the dentistry they have received	5	5	N/A	93.7%	93.6%	93.2%
% of Patients satisfied with the time they had to wait for an appointment	4	5	N/A	86.8%	88.6%	88.3%

* This is based on patients treated on this contract for their most recent course of treatment. Figures in italics indicate the base number of FP17s or Patient Questionnaire responses are less than 100. N/A is shown where the base number of responses is less than 10 during the period. % is calculated as Quantity/Base number*100

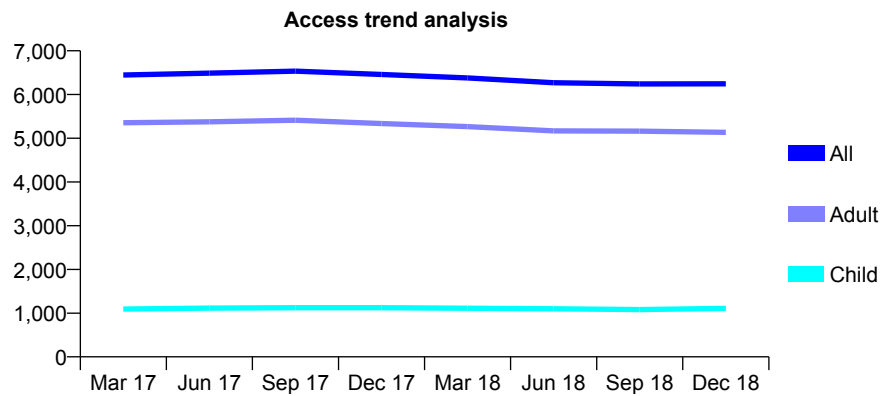
Q56 - Vital Signs At a Glance Contract Report for 185787/0001 - December 2018

Name or company name	Compass Clinic Limited
Contract type name	PDS Plus Contract
Purpose of contract	General
Contract start date	01/05/2010
Contract end date	31/03/2019

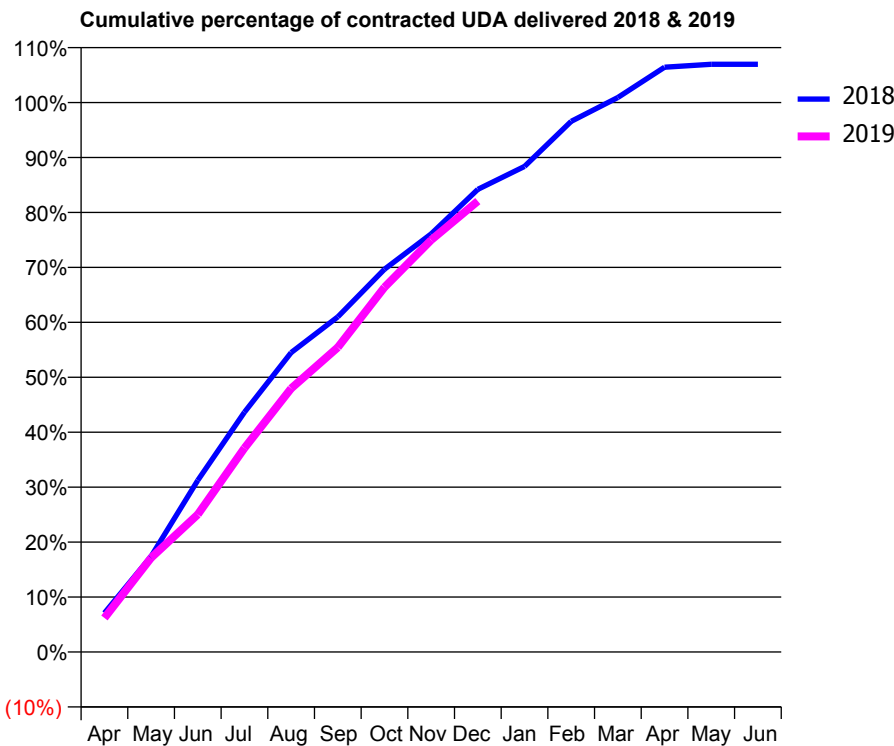
18/19 Contracted general activity (UDA)	21,500
Carry forward general activity (UDA)	-420
18/19 Contracted orthodontic activity (UOA)	0
Carry forward orthodontic activity (UOA)	0
Baseline contract value	£597,790.64

ACCESS*

Patients seen in 24 months	Total	Change since previous quarter
Quarter ending December 2017	6,458	
Quarter ending March 2018	6,378	↓
Quarter ending June 2018	6,269	↓
Quarter ending September 2018	6,243	→
Quarter ending December 2018	6,245	→
Variance since December 2017	(3.3%)	↓



ACTIVITY



Month	Adjusted Scheduled Activity (UDA)	
	2018	2019
April	1,490	1,331
May	3,654	3,685
June	6,562	5,384
July	9,167	7,979
August	11,441	10,314
September	12,807	11,919
October	14,626	14,271
November	15,979	16,119
December	17,681	17,645
January	18,559	
February	20,281	
March	21,192	
April	22,350	
May	22,460	
June	22,460	

QUALITY

	Quantity	Base Number	Contract	AT	Region	England
% of FP17s for the same patient ID Re-attending within 3 months - Children	98	1,201	8.2%	10.8%	11.6%	11.8%
% of FP17s for the same patient ID Re-attending within 3 months - Adults	1,207	6,071	19.9%	14.0%	15.1%	15.6%
% of FP17s for the same patient ID Re-attending between 3 & 9 months - Children	597	1,201	49.7%	59.8%	59.9%	58.8%
% of FP17s for the same patient ID Re-attending between 3 & 9 months - Adults	2,700	6,071	44.5%	49.4%	52.0%	51.0%
% of FP17s for Band 1 Urgent Courses	533	6,751	7.9%	9.0%	8.0%	9.0%
% of FP17s Relating to Free Repair or Replacements	269	6,751	4.0%	0.7%	0.8%	0.8%
% of FP17s Relating to Continuations	136	6,751	2.0%	1.0%	0.9%	0.9%
% of Patients satisfied with the dentistry they have received	2	2	N/A	93.7%	93.6%	93.2%
% of Patients satisfied with the time they had to wait for an appointment	2	2	N/A	86.8%	88.6%	88.3%

* This is based on patients treated on this contract for their most recent course of treatment. Figures in italics indicate the base number of FP17s or Patient Questionnaire responses are less than 100. N/A is shown where the base number of responses is less than 10 during the period. % is calculated as Quantity/Base number*100

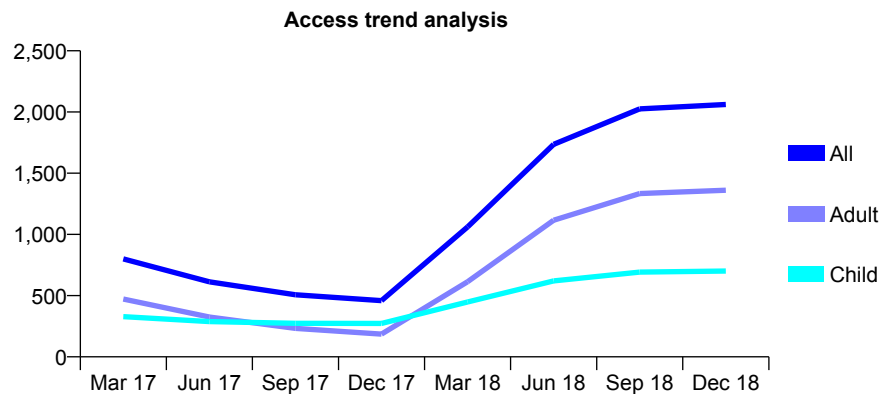
Q56 - Vital Signs At a Glance Contract Report for 187941/0001 - December 2018

Name or company name	Onefiveseven Partnership
Contract type name	GDS Contract
Purpose of contract	General
Contract start date	12/10/2009
Contract end date	

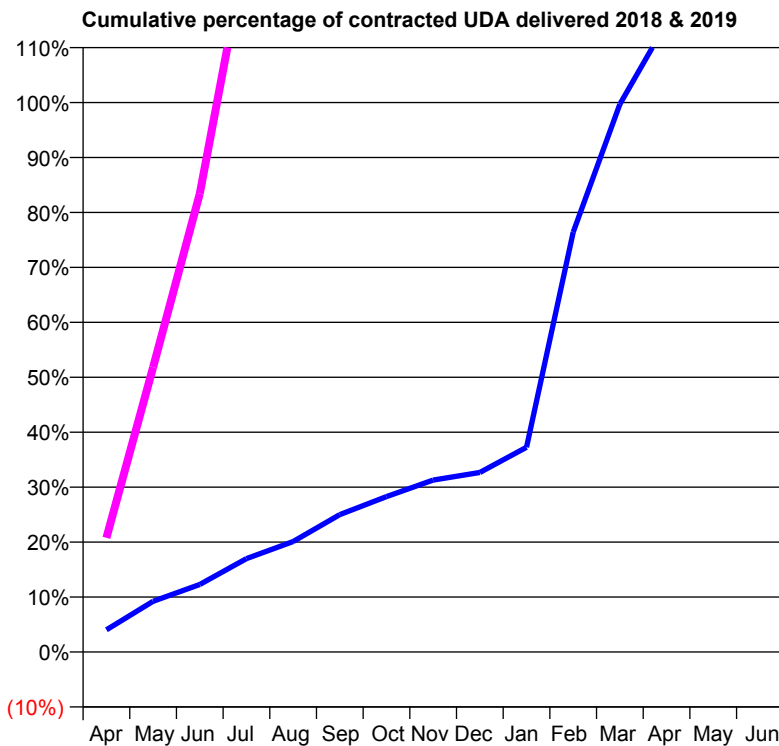
18/19 Contracted general activity (UDA)	1,735
Carry forward general activity (UDA)	-35
18/19 Contracted orthodontic activity (UOA)	0
Carry forward orthodontic activity (UOA)	0
Baseline contract value	£43,647.69

ACCESS*

Patients seen in 24 months	Total	Change since previous quarter
Quarter ending December 2017	459	
Quarter ending March 2018	1,062	↑
Quarter ending June 2018	1,736	↑
Quarter ending September 2018	2,026	↑
Quarter ending December 2018	2,062	→
Variance since December 2017	349.2%	↑



ACTIVITY



Month	Adjusted Scheduled Activity (UDA)	
	2018	2019
April	70	361
May	160	899
June	213	1,447
July	295	2,227
August	349	2,798
September	434	3,329
October	491	3,793
November	543	4,183
December	567	4,587
January	647	
February	1,326	
March	1,730	
April	1,986	
May	1,987	
June	1,987	

QUALITY

	Quantity	Base Number	Contract	AT	Region	England
% of FP17s for the same patient ID Re-attending within 3 months - Children	62	951	6.5%	10.8%	11.6%	11.8%
% of FP17s for the same patient ID Re-attending within 3 months - Adults	219	1,830	12.0%	14.0%	15.1%	15.6%
% of FP17s for the same patient ID Re-attending between 3 & 9 months - Children	454	951	47.7%	59.8%	59.9%	58.8%
% of FP17s for the same patient ID Re-attending between 3 & 9 months - Adults	629	1,830	34.4%	49.4%	52.0%	51.0%
% of FP17s for Band 1 Urgent Courses	176	2,636	6.7%	9.0%	8.0%	9.0%
% of FP17s Relating to Free Repair or Replacements	1	2,636	0.0%	0.7%	0.8%	0.8%
% of FP17s Relating to Continuations	61	2,636	2.3%	1.0%	0.9%	0.9%
% of Patients satisfied with the dentistry they have received	2	2	N/A	93.7%	93.6%	93.2%
% of Patients satisfied with the time they had to wait for an appointment	2	2	N/A	86.8%	88.6%	88.3%

* This is based on patients treated on this contract for their most recent course of treatment. Figures in italics indicate the base number of FP17s or Patient Questionnaire responses are less than 100. N/A is shown where the base number of responses is less than 10 during the period. % is calculated as Quantity/Base number*100

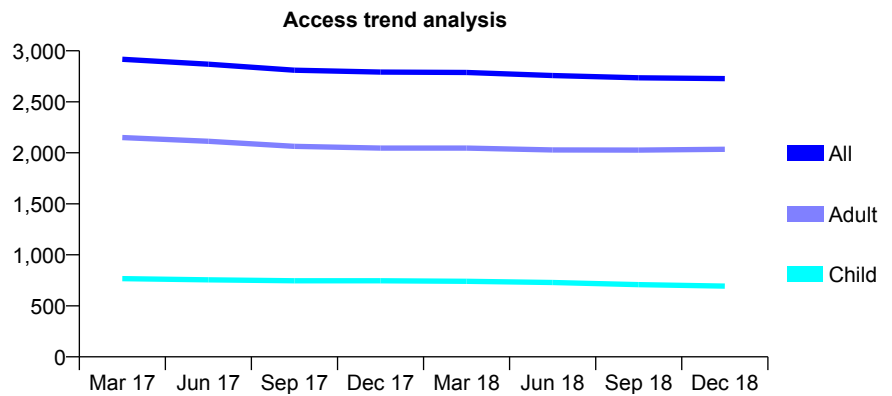
Q56 - Vital Signs At a Glance Contract Report for 188301/0001 - December 2018

Name or company name	Capel Dental Ltd
Contract type name	GDS Contract
Purpose of contract	General and Orthodontic
Contract start date	01/09/2007
Contract end date	

18/19 Contracted general activity (UDA)	5,612
Carry forward general activity (UDA)	-51
18/19 Contracted orthodontic activity (UOA)	522
Carry forward orthodontic activity (UOA)	-4
Baseline contract value	£194,986.38

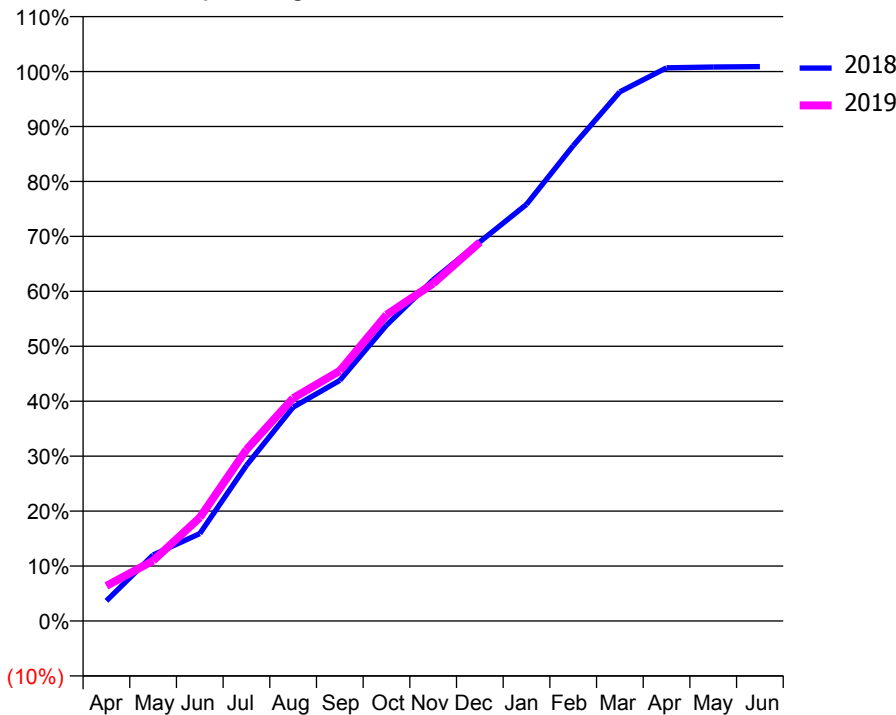
ACCESS*

Patients seen in 24 months	Total	Change since previous quarter
Quarter ending December 2017	2,792	
Quarter ending March 2018	2,787	→
Quarter ending June 2018	2,757	↓
Quarter ending September 2018	2,735	→
Quarter ending December 2018	2,728	→
Variance since December 2017	(2.3%)	↓



ACTIVITY

Cumulative percentage of contracted UDA delivered 2018 & 2019



Month	Adjusted Scheduled Activity (UDA)	
	2018	2019
April	206	358
May	674	617
June	893	1,056
July	1,590	1,750
August	2,184	2,277
September	2,458	2,556
October	3,021	3,127
November	3,484	3,446
December	3,872	3,869
January	4,256	
February	4,855	
March	5,404	
April	5,650	
May	5,658	
June	5,663	

QUALITY

	Quantity	Base Number	Contract	AT	Region	England
% of FP17s for the same patient ID Re-attending within 3 months - Children	65	918	7.1%	10.8%	11.6%	11.8%
% of FP17s for the same patient ID Re-attending within 3 months - Adults	218	2,306	9.5%	14.0%	15.1%	15.6%
% of FP17s for the same patient ID Re-attending between 3 & 9 months - Children	661	918	72.0%	59.8%	59.9%	58.8%
% of FP17s for the same patient ID Re-attending between 3 & 9 months - Adults	1,448	2,306	62.8%	49.4%	52.0%	51.0%
% of FP17s for Band 1 Urgent Courses	84	2,173	3.9%	9.0%	8.0%	9.0%
% of FP17s Relating to Free Repair or Replacements	25	2,173	1.2%	0.7%	0.8%	0.8%
% of FP17s Relating to Continuations	16	2,173	0.7%	1.0%	0.9%	0.9%
% of Patients satisfied with the dentistry they have received	7	7	N/A	93.7%	93.6%	93.2%
% of Patients satisfied with the time they had to wait for an appointment	7	7	N/A	86.8%	88.6%	88.3%

* This is based on patients treated on this contract for their most recent course of treatment. Figures in italics indicate the base number of FP17s or Patient Questionnaire responses are less than 100. N/A is shown where the base number of responses is less than 10 during the period. % is calculated as Quantity/Base number*100

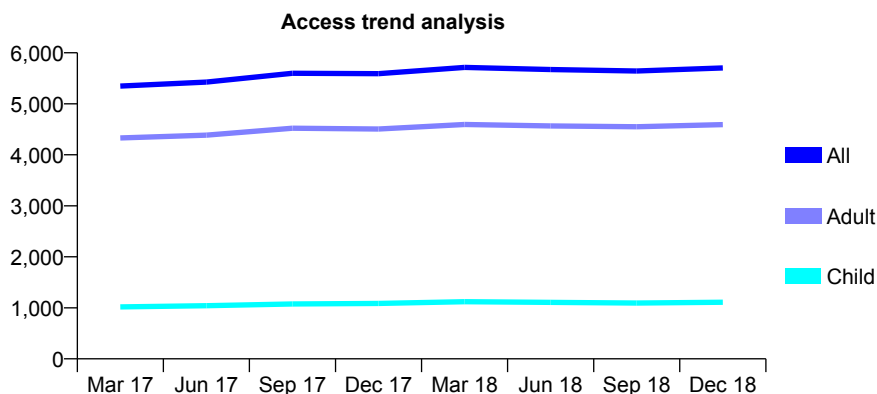
Q56 - Vital Signs At a Glance Contract Report for 189677/0001 - December 2018

Name or company name	Dr Jai Prathap Reddy
Contract type name	GDS Contract
Purpose of contract	General
Contract start date	01/03/2015
Contract end date	

18/19 Contracted general activity (UDA)	14,985
Carry forward general activity (UDA)	-120
18/19 Contracted orthodontic activity (UOA)	0
Carry forward orthodontic activity (UOA)	0
Baseline contract value	£421,328.78

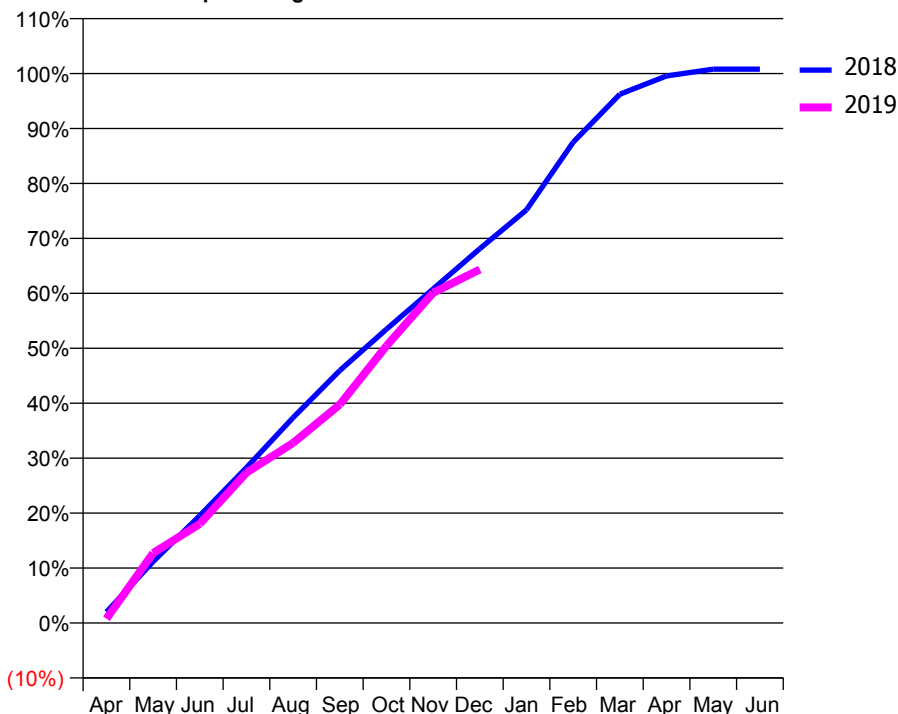
ACCESS*

Patients seen in 24 months	Total	Change since previous quarter
Quarter ending December 2017	5,591	
Quarter ending March 2018	5,714	↑
Quarter ending June 2018	5,673	→
Quarter ending September 2018	5,644	→
Quarter ending December 2018	5,703	→
Variance since December 2017	2.0%	↑



ACTIVITY

Cumulative percentage of contracted UDA delivered 2018 & 2019



QUALITY

	Quantity	Base Number	Contract	AT	Region	England
% of FP17s for the same patient ID Re-attending within 3 months - Children	60	1,157	5.2%	10.8%	11.6%	11.8%
% of FP17s for the same patient ID Re-attending within 3 months - Adults	465	4,703	9.9%	14.0%	15.1%	15.6%
% of FP17s for the same patient ID Re-attending between 3 & 9 months - Children	719	1,157	62.1%	59.8%	59.9%	58.8%
% of FP17s for the same patient ID Re-attending between 3 & 9 months - Adults	2,982	4,703	63.4%	49.4%	52.0%	51.0%
% of FP17s for Band 1 Urgent Courses	294	5,509	5.3%	9.0%	8.0%	9.0%
% of FP17s Relating to Free Repair or Replacements	69	5,509	1.3%	0.7%	0.8%	0.8%
% of FP17s Relating to Continuations	49	5,509	0.9%	1.0%	0.9%	0.9%
% of Patients satisfied with the dentistry they have received	3	3	N/A	93.7%	93.6%	93.2%
% of Patients satisfied with the time they had to wait for an appointment	3	3	N/A	86.8%	88.6%	88.3%

* This is based on patients treated on this contract for their most recent course of treatment. Figures in italics indicate the base number of FP17s or Patient Questionnaire responses are less than 100. N/A is shown where the base number of responses is less than 10 during the period. % is calculated as Quantity/Base number*100

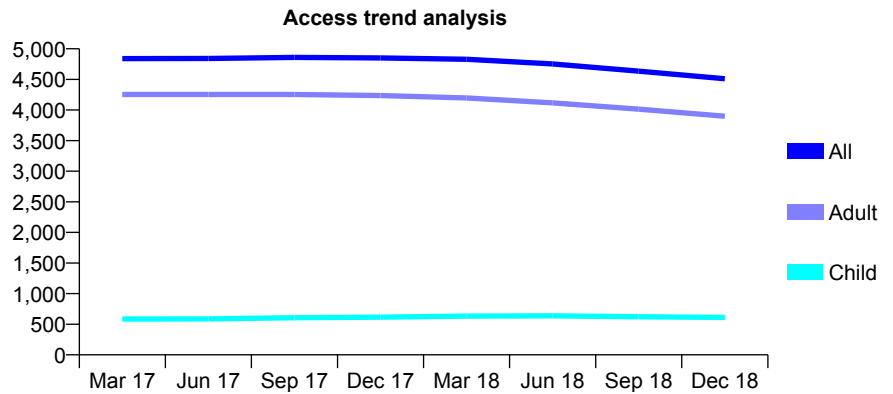
Q56 - Vital Signs At a Glance Contract Report for 189901/0002 - December 2018

Name or company name	Enslin Limited
Contract type name	GDS Contract
Purpose of contract	General
Contract start date	01/04/2013
Contract end date	

18/19 Contracted general activity (UDA)	15,500
Carry forward general activity (UDA)	0
18/19 Contracted orthodontic activity (UOA)	0
Carry forward orthodontic activity (UOA)	0
Baseline contract value	£394,225.70

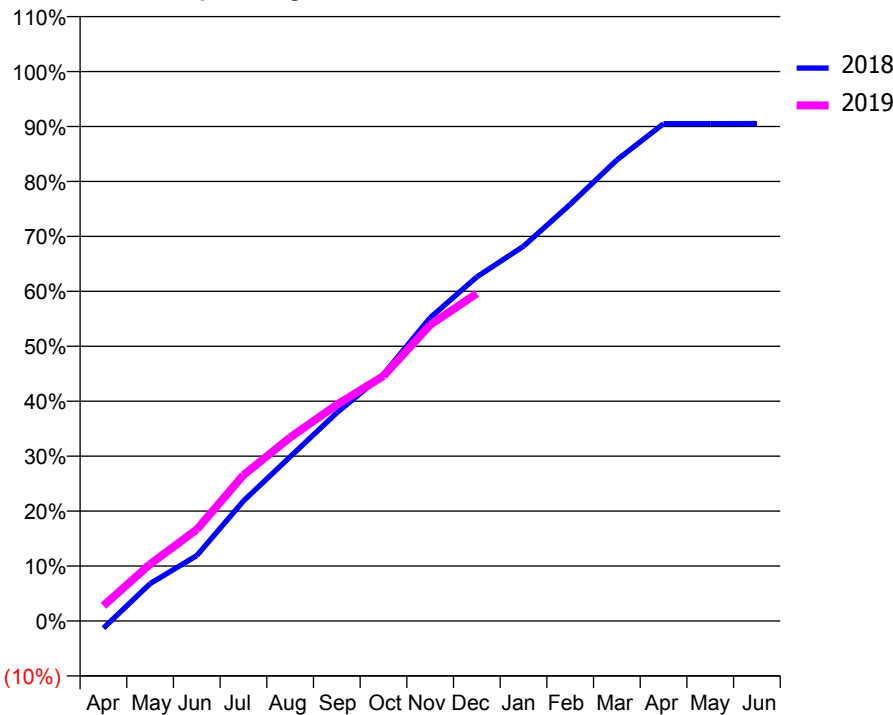
ACCESS*

Patients seen in 24 months	Total	Change since previous quarter
Quarter ending December 2017	4,851	
Quarter ending March 2018	4,829	→
Quarter ending June 2018	4,753	↓
Quarter ending September 2018	4,636	↓
Quarter ending December 2018	4,510	↓
Variance since December 2017	(7.0%)	↓



ACTIVITY

Cumulative percentage of contracted UDA delivered 2018 & 2019



Month	Adjusted Scheduled Activity (UDA)	
	2018	2019
April	-205	431
May	1,056	1,605
June	1,846	2,583
July	3,387	4,119
August	4,634	5,179
September	5,875	6,104
October	6,961	6,911
November	8,557	8,351
December	9,705	9,238
January	10,570	
February	11,754	
March	13,007	
April	14,028	
May	14,028	
June	14,031	

QUALITY

	Quantity	Base Number	Contract	AT	Region	England
% of FP17s for the same patient ID Re-attending within 3 months - Children	30	617	4.9%	10.8%	11.6%	11.8%
% of FP17s for the same patient ID Re-attending within 3 months - Adults	708	4,411	16.1%	14.0%	15.1%	15.6%
% of FP17s for the same patient ID Re-attending between 3 & 9 months - Children	390	617	63.2%	59.8%	59.9%	58.8%
% of FP17s for the same patient ID Re-attending between 3 & 9 months - Adults	2,626	4,411	59.5%	49.4%	52.0%	51.0%
% of FP17s for Band 1 Urgent Courses	321	4,692	6.8%	9.0%	8.0%	9.0%
% of FP17s Relating to Free Repair or Replacements	35	4,692	0.7%	0.7%	0.8%	0.8%
% of FP17s Relating to Continuations	49	4,692	1.0%	1.0%	0.9%	0.9%
% of Patients satisfied with the dentistry they have received	2	2	N/A	93.7%	93.6%	93.2%
% of Patients satisfied with the time they had to wait for an appointment	2	2	N/A	86.8%	88.6%	88.3%

* This is based on patients treated on this contract for their most recent course of treatment. Figures in italics indicate the base number of FP17s or Patient Questionnaire responses are less than 100. N/A is shown where the base number of responses is less than 10 during the period. % is calculated as Quantity/Base number*100

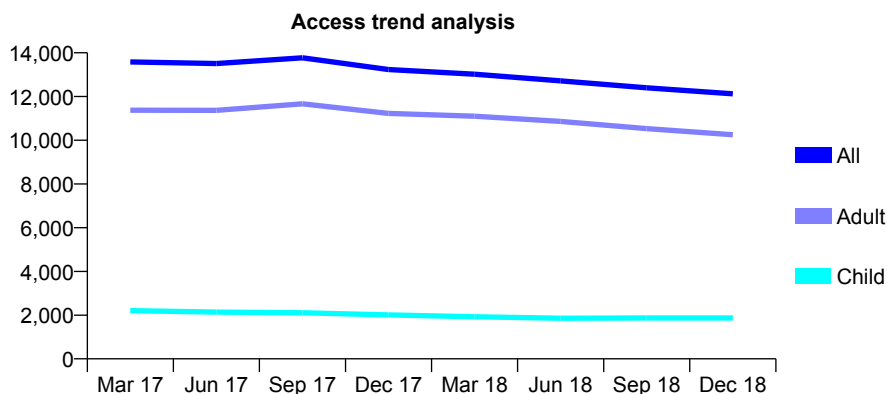
Q56 - Vital Signs At a Glance Contract Report for 190241/0001 - December 2018

Name or company name	CCS Dental Service
Contract type name	PDS Contract
Purpose of contract	General and Orthodontic
Contract start date	01/04/2010
Contract end date	31/03/2019

18/19 Contracted general activity (UDA)	23,865
Carry forward general activity (UDA)	0
18/19 Contracted orthodontic activity (UOA)	420
Carry forward orthodontic activity (UOA)	0
Baseline contract value	£2,667,350.54

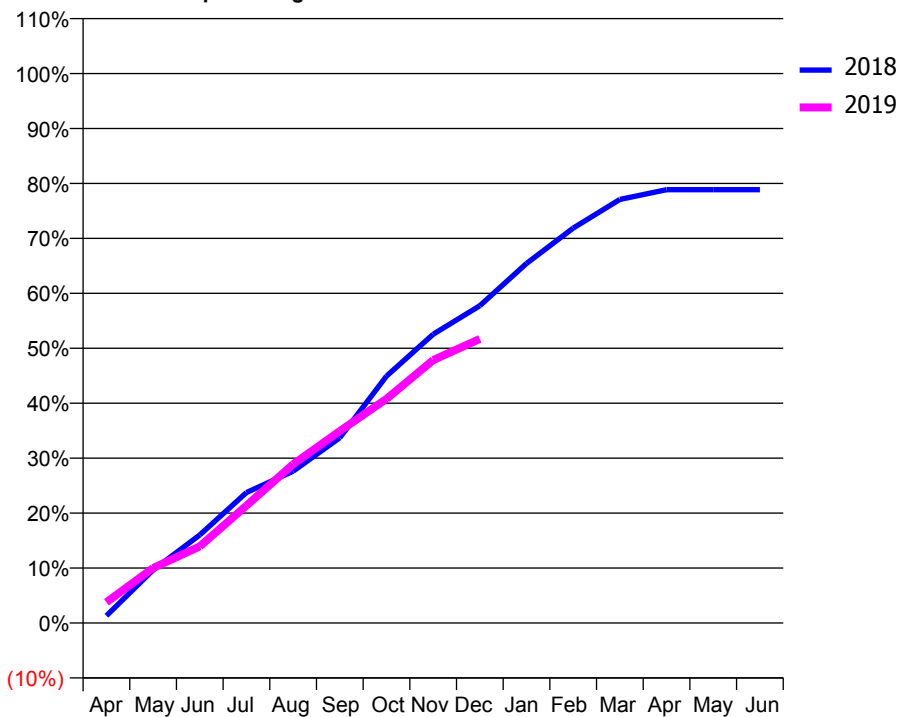
ACCESS*

Patients seen in 24 months	Total	Change since previous quarter
Quarter ending December 2017	13,236	
Quarter ending March 2018	13,020	↓
Quarter ending June 2018	12,716	↓
Quarter ending September 2018	12,398	↓
Quarter ending December 2018	12,122	↓
Variance since December 2017	(8.4%)	↓



ACTIVITY

Cumulative percentage of contracted UDA delivered 2018 & 2019



Month	Adjusted Scheduled Activity (UDA)	
	2018	2019
April	313	899
May	2,301	2,389
June	3,826	3,325
July	5,665	5,098
August	6,592	6,894
September	8,045	8,339
October	10,723	9,731
November	12,542	11,415
December	13,781	12,341
January	15,618	
February	17,152	
March	18,394	
April	18,819	
May	18,817	
June	18,819	

QUALITY

	Quantity	Base Number	Contract	AT	Region	England
% of FP17s for the same patient ID Re-attending within 3 months - Children	242	2,140	11.3%	10.8%	11.6%	11.8%
% of FP17s for the same patient ID Re-attending within 3 months - Adults	722	7,177	10.1%	14.0%	15.1%	15.6%
% of FP17s for the same patient ID Re-attending between 3 & 9 months - Children	447	2,140	20.9%	59.8%	59.9%	58.8%
% of FP17s for the same patient ID Re-attending between 3 & 9 months - Adults	941	7,177	13.1%	49.4%	52.0%	51.0%
% of FP17s for Band 1 Urgent Courses	5,877	8,636	68.1%	9.0%	8.0%	9.0%
% of FP17s Relating to Free Repair or Replacements	0	8,636	0.0%	0.7%	0.8%	0.8%
% of FP17s Relating to Continuations	0	8,636	0.0%	1.0%	0.9%	0.9%
% of Patients satisfied with the dentistry they have received	2	2	N/A	93.7%	93.6%	93.2%
% of Patients satisfied with the time they had to wait for an appointment	2	2	N/A	86.8%	88.6%	88.3%

* This is based on patients treated on this contract for their most recent course of treatment. Figures in italics indicate the base number of FP17s or Patient Questionnaire responses are less than 100. N/A is shown where the base number of responses is less than 10 during the period. % is calculated as Quantity/Base number*100

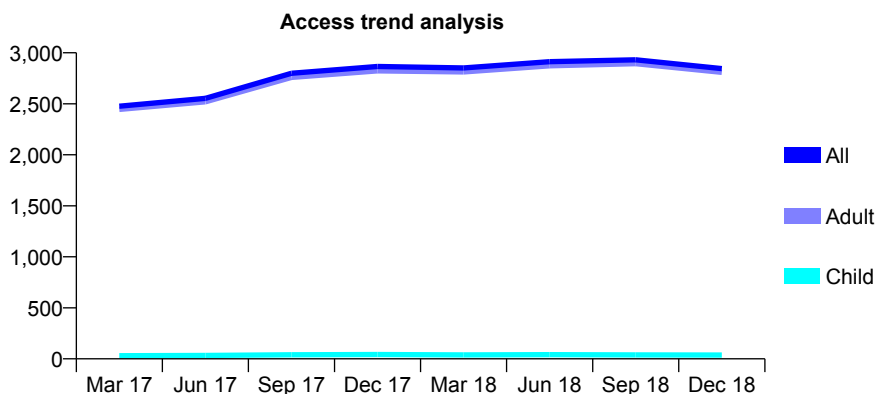
Q56 - Vital Signs At a Glance Contract Report for 190241/0003 - December 2018

Name or company name	CCS Dental Service
Contract type name	PDS Contract
Purpose of contract	General
Contract start date	01/10/2013
Contract end date	31/03/2019

18/19 Contracted general activity (UDA)	8,690
Carry forward general activity (UDA)	0
18/19 Contracted orthodontic activity (UOA)	0
Carry forward orthodontic activity (UOA)	0
Baseline contract value	£889,606.41

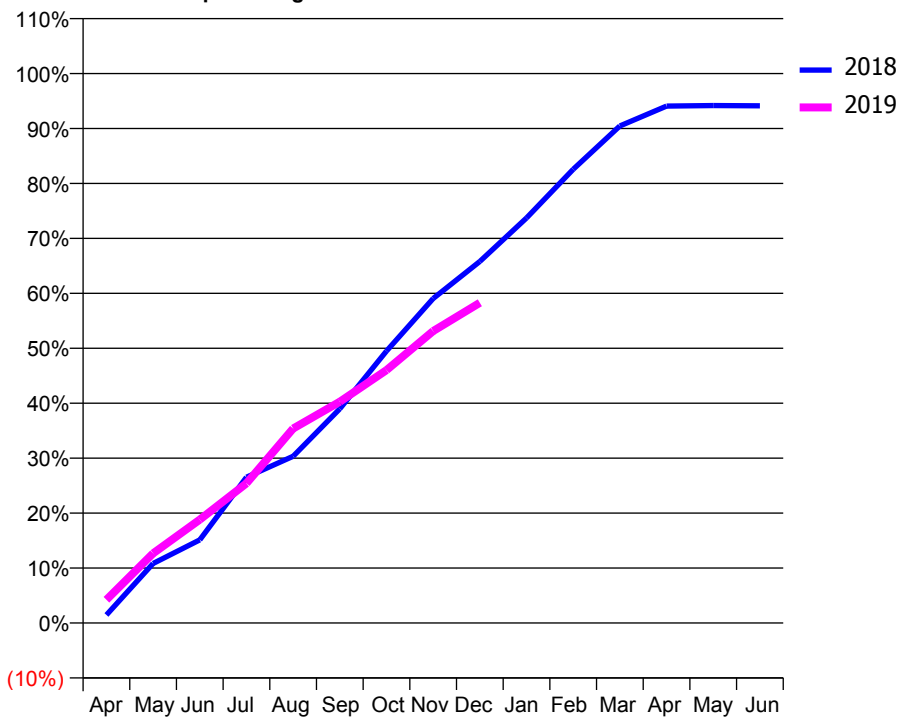
ACCESS*

Patients seen in 24 months	Total	Change since previous quarter
Quarter ending December 2017	2,866	
Quarter ending March 2018	2,851	→
Quarter ending June 2018	2,913	↑
Quarter ending September 2018	2,932	→
Quarter ending December 2018	2,845	↓
Variance since December 2017	(0.7%)	→



ACTIVITY

Cumulative percentage of contracted UDA delivered 2018 & 2019



Month	Adjusted Scheduled Activity (UDA)	
	2018	2019
April	128	368
May	942	1,102
June	1,314	1,635
July	2,307	2,209
August	2,637	3,076
September	3,387	3,499
October	4,300	4,000
November	5,132	4,618
December	5,718	5,065
January	6,405	
February	7,174	
March	7,861	
April	8,175	
May	8,182	
June	8,179	

QUALITY

	Quantity	Base Number	Contract	AT	Region	England
% of FP17s for the same patient ID Re-attending within 3 months - Children	0	41	0.0%	10.8%	11.6%	11.8%
% of FP17s for the same patient ID Re-attending within 3 months - Adults	10	1,951	0.5%	14.0%	15.1%	15.6%
% of FP17s for the same patient ID Re-attending between 3 & 9 months - Children	0	41	0.0%	59.8%	59.9%	58.8%
% of FP17s for the same patient ID Re-attending between 3 & 9 months - Adults	3	1,951	0.2%	49.4%	52.0%	51.0%
% of FP17s for Band 1 Urgent Courses	0	1,846	0.0%	9.0%	8.0%	9.0%
% of FP17s Relating to Free Repair or Replacements	0	1,846	0.0%	0.7%	0.8%	0.8%
% of FP17s Relating to Continuations	0	1,846	0.0%	1.0%	0.9%	0.9%
% of Patients satisfied with the dentistry they have received	0	0	N/A	93.7%	93.6%	93.2%
% of Patients satisfied with the time they had to wait for an appointment	0	0	N/A	86.8%	88.6%	88.3%

* This is based on patients treated on this contract for their most recent course of treatment. Figures in italics indicate the base number of FP17s or Patient Questionnaire responses are less than 100. N/A is shown where the base number of responses is less than 10 during the period. % is calculated as Quantity/Base number*100

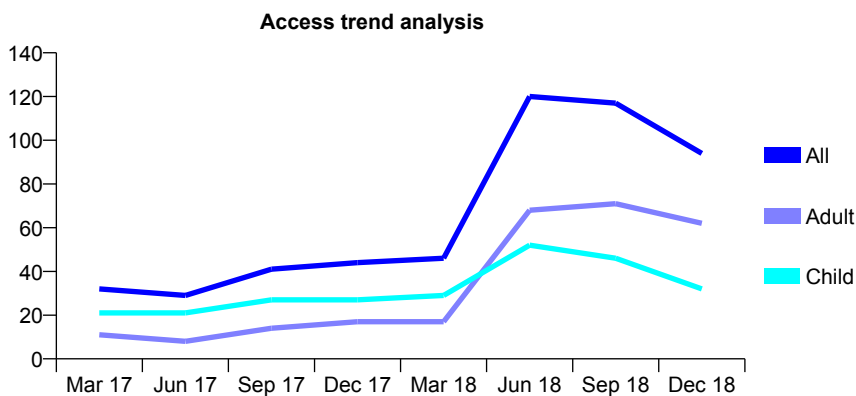
Q56 - Vital Signs At a Glance Contract Report for 190241/0004 - December 2018

Name or company name	CCS Dental Service
Contract type name	PDS Contract
Purpose of contract	General
Contract start date	01/04/2014
Contract end date	30/09/2019

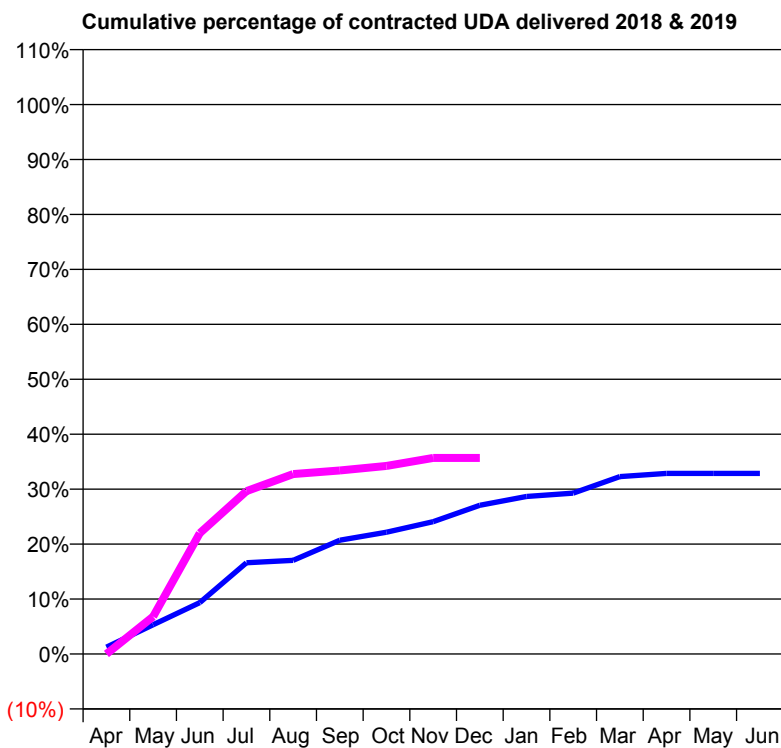
18/19 Contracted general activity (UDA)	500
Carry forward general activity (UDA)	0
18/19 Contracted orthodontic activity (UOA)	0
Carry forward orthodontic activity (UOA)	0
Baseline contract value	£15,993.89

ACCESS*

Patients seen in 24 months	Total	Change since previous quarter
Quarter ending December 2017	44	
Quarter ending March 2018	46	↑
Quarter ending June 2018	120	↑
Quarter ending September 2018	117	↓
Quarter ending December 2018	94	↓
Variance since December 2017	113.6%	↑



ACTIVITY



Month	Adjusted Scheduled Activity (UDA)	
	2018	2019
April	6	0
May	27	34
June	47	110
July	83	148
August	85	164
September	104	167
October	111	171
November	120	178
December	135	178
January	143	
February	146	
March	161	
April	164	
May	164	
June	164	

QUALITY

	Quantity	Base Number	Contract	AT	Region	England
% of FP17s for the same patient ID Re-attending within 3 months - Children	0	35	0.0%	10.8%	11.6%	11.8%
% of FP17s for the same patient ID Re-attending within 3 months - Adults	0	82	0.0%	14.0%	15.1%	15.6%
% of FP17s for the same patient ID Re-attending between 3 & 9 months - Children	0	35	0.0%	59.8%	59.9%	58.8%
% of FP17s for the same patient ID Re-attending between 3 & 9 months - Adults	1	82	1.2%	49.4%	52.0%	51.0%
% of FP17s for Band 1 Urgent Courses	67	116	57.8%	9.0%	8.0%	9.0%
% of FP17s Relating to Free Repair or Replacements	0	116	0.0%	0.7%	0.8%	0.8%
% of FP17s Relating to Continuations	0	116	0.0%	1.0%	0.9%	0.9%
% of Patients satisfied with the dentistry they have received	0	0	N/A	93.7%	93.6%	93.2%
% of Patients satisfied with the time they had to wait for an appointment	0	0	N/A	86.8%	88.6%	88.3%

* This is based on patients treated on this contract for their most recent course of treatment. Figures in italics indicate the base number of FP17s or Patient Questionnaire responses are less than 100. N/A is shown where the base number of responses is less than 10 during the period. % is calculated as Quantity/Base number*100

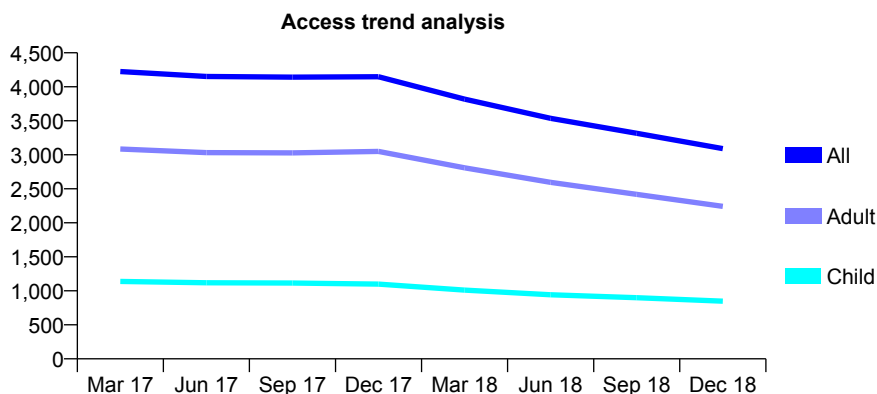
Q56 - Vital Signs At a Glance Contract Report for 190713/0001 - December 2018

Name or company name	Mazdak Eyrumlu and Azad Eyrumlu
Contract type name	GDS Contract
Purpose of contract	General
Contract start date	01/04/2011
Contract end date	

18/19 Contracted general activity (UDA)	16,000
Carry forward general activity (UDA)	0
18/19 Contracted orthodontic activity (UOA)	0
Carry forward orthodontic activity (UOA)	0
Baseline contract value	£448,810.26

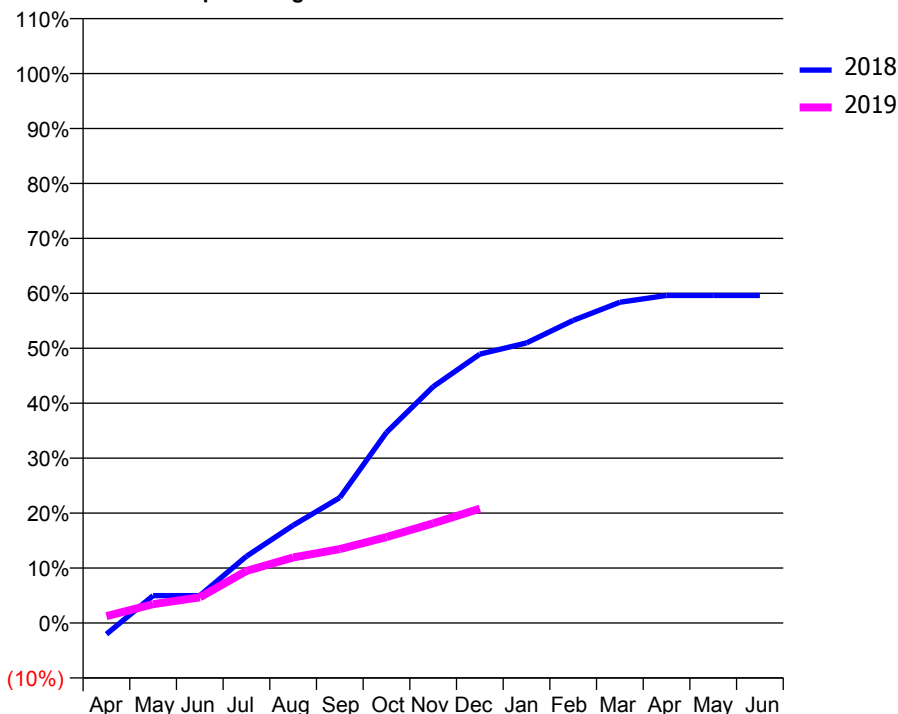
ACCESS*

Patients seen in 24 months	Total	Change since previous quarter
Quarter ending December 2017	4,149	
Quarter ending March 2018	3,819	↓
Quarter ending June 2018	3,537	↓
Quarter ending September 2018	3,317	↓
Quarter ending December 2018	3,092	↓
Variance since December 2017	(25.5%)	↓



ACTIVITY

Cumulative percentage of contracted UDA delivered 2018 & 2019



Month	Adjusted Scheduled Activity (UDA)	
	2018	2019
April	-327	201
May	799	551
June	799	747
July	1,943	1,516
August	2,846	1,909
September	3,651	2,153
October	5,551	2,504
November	6,884	2,902
December	7,828	3,329
January	8,156	
February	8,814	
March	9,341	
April	9,539	
May	9,539	
June	9,540	

QUALITY

	Quantity	Base Number	Contract	AT	Region	England
% of FP17s for the same patient ID Re-attending within 3 months - Children	29	408	7.1%	10.8%	11.6%	11.8%
% of FP17s for the same patient ID Re-attending within 3 months - Adults	154	1,100	14.0%	14.0%	15.1%	15.6%
% of FP17s for the same patient ID Re-attending between 3 & 9 months - Children	127	408	31.1%	59.8%	59.9%	58.8%
% of FP17s for the same patient ID Re-attending between 3 & 9 months - Adults	387	1,100	35.2%	49.4%	52.0%	51.0%
% of FP17s for Band 1 Urgent Courses	197	1,412	14.0%	9.0%	8.0%	9.0%
% of FP17s Relating to Free Repair or Replacements	12	1,412	0.8%	0.7%	0.8%	0.8%
% of FP17s Relating to Continuations	19	1,412	1.3%	1.0%	0.9%	0.9%
% of Patients satisfied with the dentistry they have received	0	0	N/A	93.7%	93.6%	93.2%
% of Patients satisfied with the time they had to wait for an appointment	0	0	N/A	86.8%	88.6%	88.3%

* This is based on patients treated on this contract for their most recent course of treatment. Figures in italics indicate the base number of FP17s or Patient Questionnaire responses are less than 100. N/A is shown where the base number of responses is less than 10 during the period. % is calculated as Quantity/Base number*100

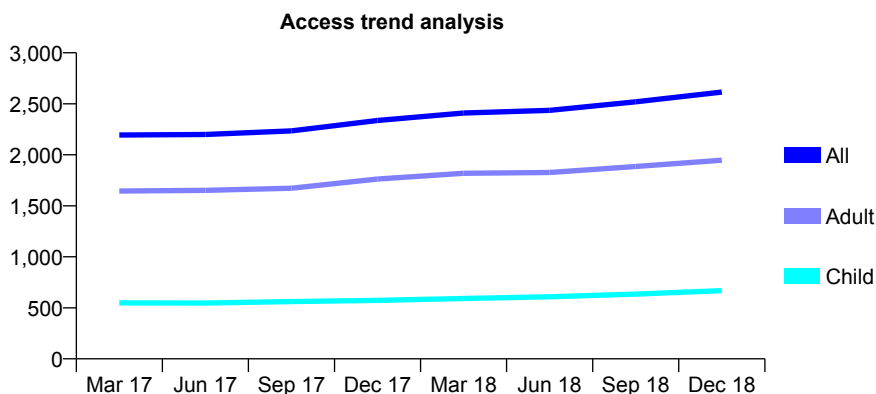
Q56 - Vital Signs At a Glance Contract Report for 190721/0001 - December 2018

Name or company name	Lisalina Smile Clinic Limited
Contract type name	GDS Contract
Purpose of contract	General
Contract start date	01/03/2014
Contract end date	

18/19 Contracted general activity (UDA)	8,013
Carry forward general activity (UDA)	220
18/19 Contracted orthodontic activity (UOA)	0
Carry forward orthodontic activity (UOA)	0
Baseline contract value	£189,159.65

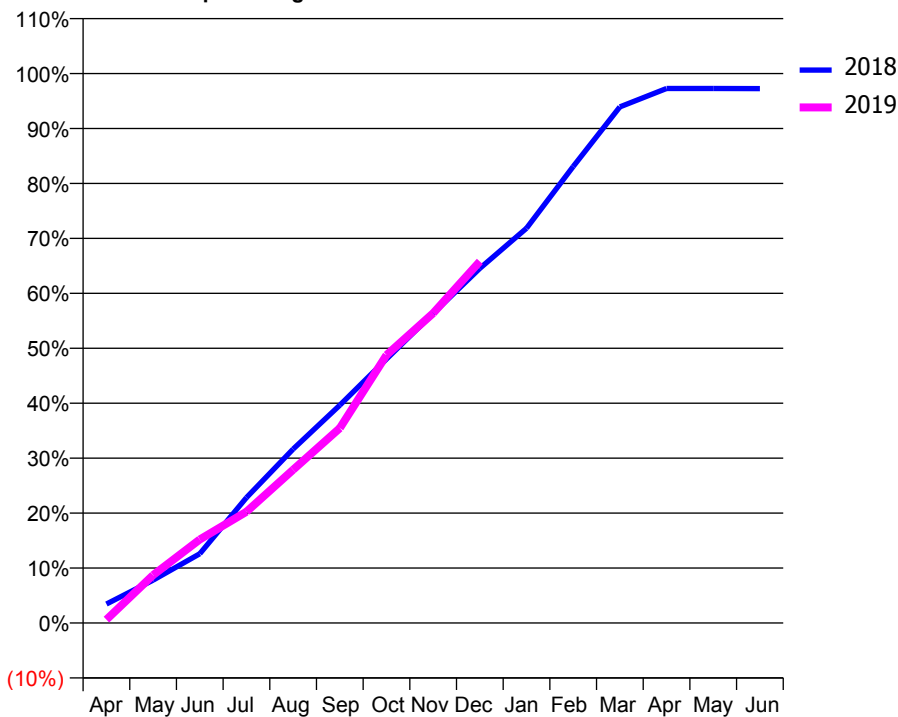
ACCESS*

Patients seen in 24 months	Total	Change since previous quarter
Quarter ending December 2017	2,336	
Quarter ending March 2018	2,410	↑
Quarter ending June 2018	2,436	→
Quarter ending September 2018	2,520	↑
Quarter ending December 2018	2,615	↑
Variance since December 2017	11.9%	↑



ACTIVITY

Cumulative percentage of contracted UDA delivered 2018 & 2019



Month	Adjusted Scheduled Activity (UDA)	
	2018	2019
April	277	50
May	626	699
June	1,009	1,218
July	1,828	1,623
August	2,537	2,235
September	3,176	2,841
October	3,850	3,907
November	4,514	4,519
December	5,172	5,273
January	5,757	
February	6,657	
March	7,526	
April	7,794	
May	7,794	
June	7,793	

QUALITY

	Quantity	Base Number	Contract	AT	Region	England
% of FP17s for the same patient ID Re-attending within 3 months - Children	60	708	8.5%	10.8%	11.6%	11.8%
% of FP17s for the same patient ID Re-attending within 3 months - Adults	286	2,041	14.0%	14.0%	15.1%	15.6%
% of FP17s for the same patient ID Re-attending between 3 & 9 months - Children	388	708	54.8%	59.8%	59.9%	58.8%
% of FP17s for the same patient ID Re-attending between 3 & 9 months - Adults	1,191	2,041	58.4%	49.4%	52.0%	51.0%
% of FP17s for Band 1 Urgent Courses	163	2,640	6.2%	9.0%	8.0%	9.0%
% of FP17s Relating to Free Repair or Replacements	3	2,640	0.1%	0.7%	0.8%	0.8%
% of FP17s Relating to Continuations	10	2,640	0.4%	1.0%	0.9%	0.9%
% of Patients satisfied with the dentistry they have received	1	1	N/A	93.7%	93.6%	93.2%
% of Patients satisfied with the time they had to wait for an appointment	1	1	N/A	86.8%	88.6%	88.3%

* This is based on patients treated on this contract for their most recent course of treatment. Figures in italics indicate the base number of FP17s or Patient Questionnaire responses are less than 100. N/A is shown where the base number of responses is less than 10 during the period. % is calculated as Quantity/Base number*100

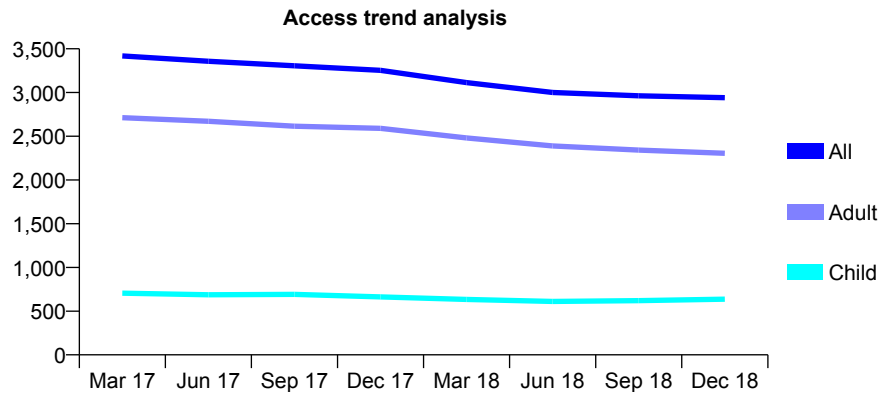
Q56 - Vital Signs At a Glance Contract Report for 191701/0001 - December 2018

Name or company name	Olive Dental Care Ltd
Contract type name	GDS Contract
Purpose of contract	General
Contract start date	01/06/2009
Contract end date	

18/19 Contracted general activity (UDA)	9,022
Carry forward general activity (UDA)	0
18/19 Contracted orthodontic activity (UOA)	0
Carry forward orthodontic activity (UOA)	0
Baseline contract value	£227,060.46

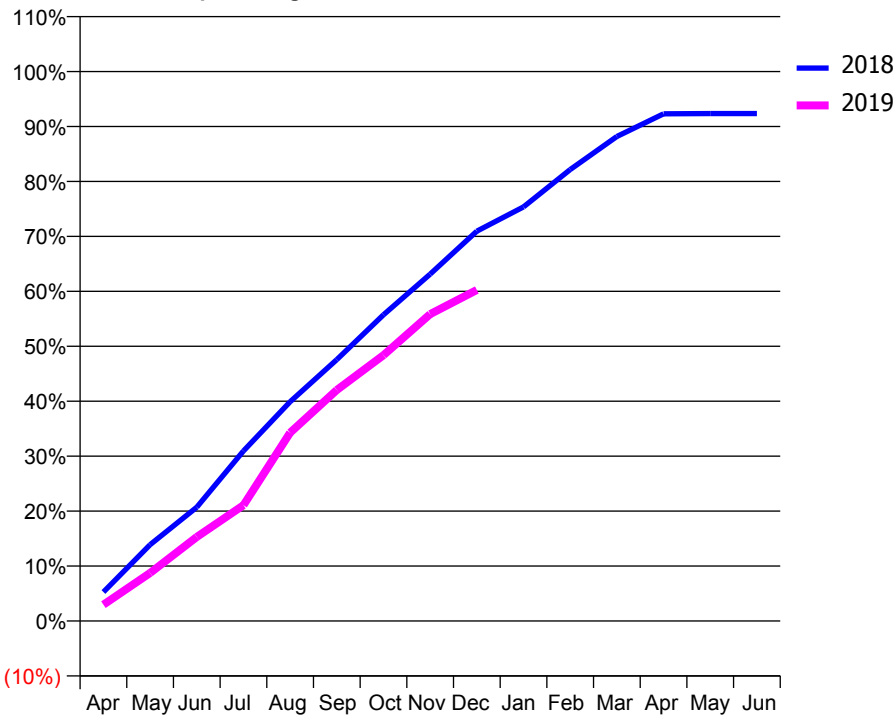
ACCESS*

Patients seen in 24 months	Total	Change since previous quarter
Quarter ending December 2017	3,253	
Quarter ending March 2018	3,114	↓
Quarter ending June 2018	3,000	↓
Quarter ending September 2018	2,962	↓
Quarter ending December 2018	2,941	→
Variance since December 2017	(9.6%)	↓



ACTIVITY

Cumulative percentage of contracted UDA delivered 2018 & 2019



Adjusted Scheduled Activity (UDA)		
Month	2018	2019
April	476	268
May	1,254	788
June	1,869	1,380
July	2,792	1,902
August	3,601	3,092
September	4,291	3,793
October	5,027	4,364
November	5,695	5,039
December	6,400	5,436
January	6,799	
February	7,411	
March	7,954	
April	8,328	
May	8,331	
June	8,331	

QUALITY

	Quantity	Base Number	Contract	AT	Region	England
% of FP17s for the same patient ID Re-attending within 3 months - Children	41	647	6.3%	10.8%	11.6%	11.8%
% of FP17s for the same patient ID Re-attending within 3 months - Adults	287	2,251	12.7%	14.0%	15.1%	15.6%
% of FP17s for the same patient ID Re-attending between 3 & 9 months - Children	346	647	53.5%	59.8%	59.9%	58.8%
% of FP17s for the same patient ID Re-attending between 3 & 9 months - Adults	1,199	2,251	53.3%	49.4%	52.0%	51.0%
% of FP17s for Band 1 Urgent Courses	171	2,649	6.5%	9.0%	8.0%	9.0%
% of FP17s Relating to Free Repair or Replacements	15	2,649	0.6%	0.7%	0.8%	0.8%
% of FP17s Relating to Continuations	55	2,649	2.1%	1.0%	0.9%	0.9%
% of Patients satisfied with the dentistry they have received	2	2	N/A	93.7%	93.6%	93.2%
% of Patients satisfied with the time they had to wait for an appointment	1	2	N/A	86.8%	88.6%	88.3%

* This is based on patients treated on this contract for their most recent course of treatment. Figures in italics indicate the base number of FP17s or Patient Questionnaire responses are less than 100. N/A is shown where the base number of responses is less than 10 during the period. % is calculated as Quantity/Base number*100

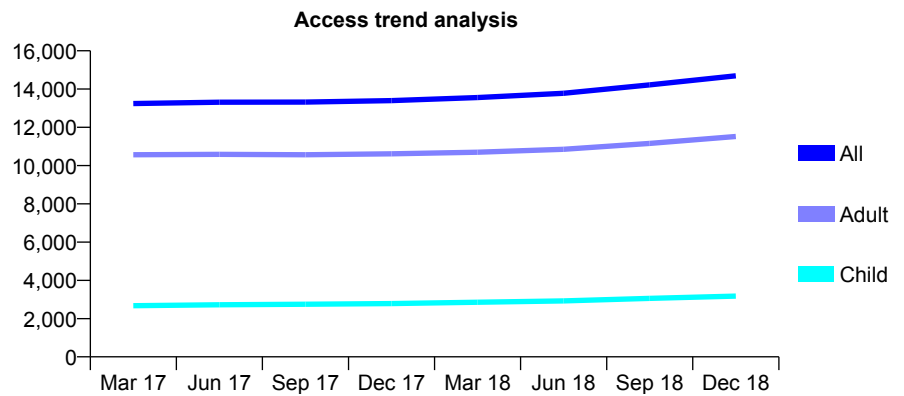
Q56 - Vital Signs At a Glance Contract Report for 192562/0001 - December 2018

Name or company name	All Saints Green Dental Clinic Limited
Contract type name	GDS Contract
Purpose of contract	General
Contract start date	01/02/2012
Contract end date	

18/19 Contracted general activity (UDA)	45,100
Carry forward general activity (UDA)	576
18/19 Contracted orthodontic activity (UOA)	0
Carry forward orthodontic activity (UOA)	0
Baseline contract value	£1,205,348.61

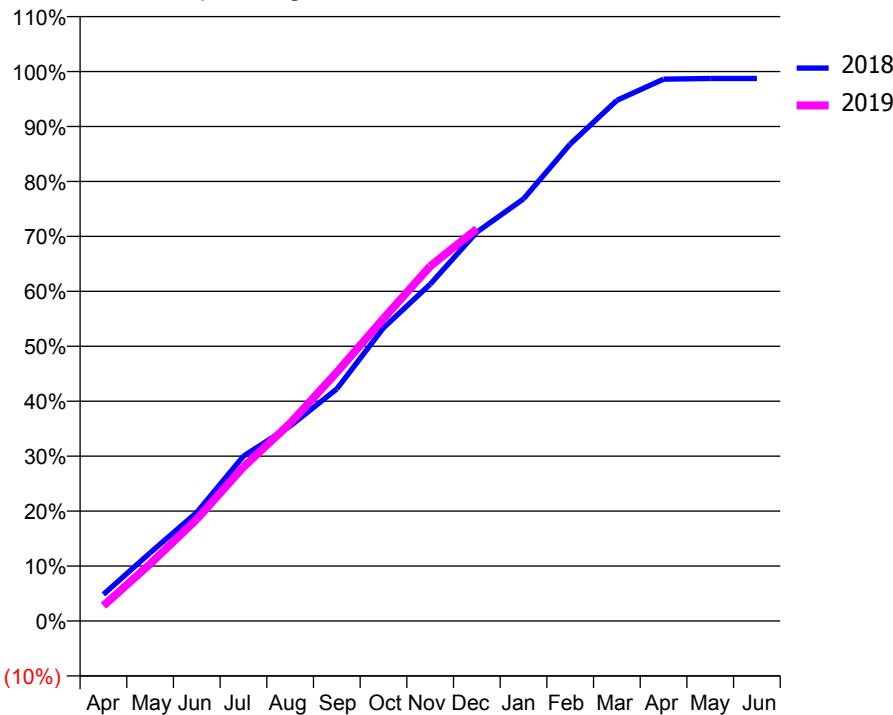
ACCESS*

Patients seen in 24 months	Total	Change since previous quarter
Quarter ending December 2017	13,399	
Quarter ending March 2018	13,556	→
Quarter ending June 2018	13,777	→
Quarter ending September 2018	14,216	↑
Quarter ending December 2018	14,695	↑
Variance since December 2017	9.7%	↑



ACTIVITY

Cumulative percentage of contracted UDA delivered 2018 & 2019



Month	Adjusted Scheduled Activity (UDA)	
	2018	2019
April	2,180	1,253
May	5,594	4,688
June	8,916	8,359
July	13,532	12,645
August	15,990	16,220
September	19,054	20,414
October	24,066	24,822
November	27,636	29,118
December	31,925	32,180
January	34,641	
February	39,147	
March	42,737	
April	44,474	
May	44,528	
June	44,524	

QUALITY

	Quantity	Base Number	Contract	AT	Region	England
% of FP17s for the same patient ID Re-attending within 3 months - Children	262	3,390	7.7%	10.8%	11.6%	11.8%
% of FP17s for the same patient ID Re-attending within 3 months - Adults	1,614	11,898	13.6%	14.0%	15.1%	15.6%
% of FP17s for the same patient ID Re-attending between 3 & 9 months - Children	1,914	3,390	56.5%	59.8%	59.9%	58.8%
% of FP17s for the same patient ID Re-attending between 3 & 9 months - Adults	5,778	11,898	48.6%	49.4%	52.0%	51.0%
% of FP17s for Band 1 Urgent Courses	1,177	14,429	8.2%	9.0%	8.0%	9.0%
% of FP17s Relating to Free Repair or Replacements	154	14,429	1.1%	0.7%	0.8%	0.8%
% of FP17s Relating to Continuations	56	14,429	0.4%	1.0%	0.9%	0.9%
% of Patients satisfied with the dentistry they have received	5	6	N/A	93.7%	93.6%	93.2%
% of Patients satisfied with the time they had to wait for an appointment	6	6	N/A	86.8%	88.6%	88.3%

* This is based on patients treated on this contract for their most recent course of treatment. Figures in italics indicate the base number of FP17s or Patient Questionnaire responses are less than 100. N/A is shown where the base number of responses is less than 10 during the period. % is calculated as Quantity/Base number*100

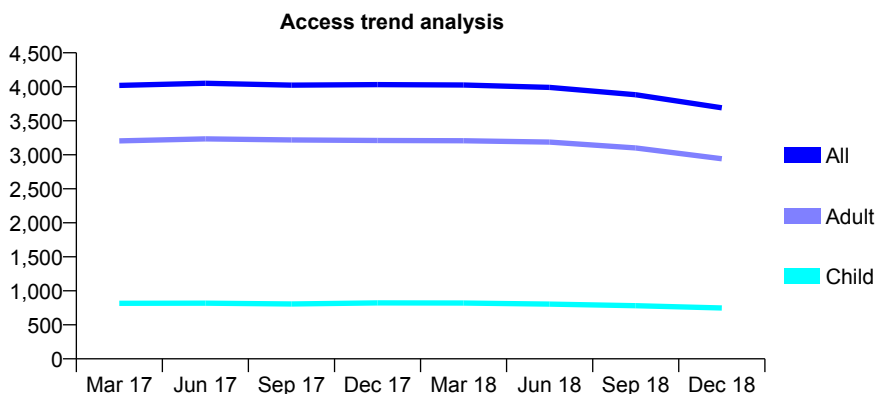
Q56 - Vital Signs At a Glance Contract Report for 193070/0001 - December 2018

Name or company name	Wickham Dental Practice Ltd
Contract type name	Pilot Contract
Purpose of contract	General
Contract start date	01/06/2014
Contract end date	

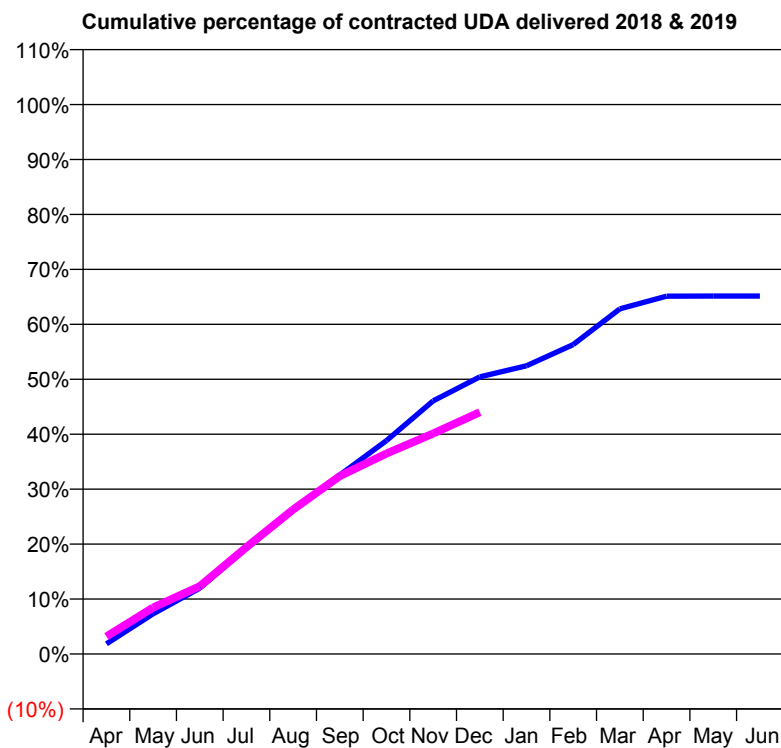
18/19 Contracted general activity (UDA)	11,872
Carry forward general activity (UDA)	0
18/19 Contracted orthodontic activity (UOA)	0
Carry forward orthodontic activity (UOA)	0
Baseline contract value	£285,421.96

ACCESS*

Patients seen in 24 months	Total	Change since previous quarter
Quarter ending December 2017	4,033	
Quarter ending March 2018	4,027	→
Quarter ending June 2018	3,991	→
Quarter ending September 2018	3,883	↓
Quarter ending December 2018	3,691	↓
Variance since December 2017	(8.5%)	↓



ACTIVITY



Month	Adjusted Scheduled Activity (UDA)	
	2018	2019
April	219	380
May	869	1,005
June	1,423	1,464
July	2,285	2,309
August	3,108	3,121
September	3,867	3,845
October	4,610	4,330
November	5,469	4,765
December	5,987	5,224
January	6,226	
February	6,685	
March	7,458	
April	7,731	
May	7,734	
June	7,735	

QUALITY

	Quantity	Base Number	Contract	AT	Region	England
% of FP17s for the same patient ID Re-attending within 3 months - Children	16	459	3.5%	10.8%	11.6%	11.8%
% of FP17s for the same patient ID Re-attending within 3 months - Adults	154	1,891	8.1%	14.0%	15.1%	15.6%
% of FP17s for the same patient ID Re-attending between 3 & 9 months - Children	88	459	19.2%	59.8%	59.9%	58.8%
% of FP17s for the same patient ID Re-attending between 3 & 9 months - Adults	327	1,891	17.3%	49.4%	52.0%	51.0%
% of FP17s for Band 1 Urgent Courses	10	2,264	0.4%	9.0%	8.0%	9.0%
% of FP17s Relating to Free Repair or Replacements	1	2,264	0.0%	0.7%	0.8%	0.8%
% of FP17s Relating to Continuations	73	2,264	3.2%	1.0%	0.9%	0.9%
% of Patients satisfied with the dentistry they have received	0	0	N/A	93.7%	93.6%	93.2%
% of Patients satisfied with the time they had to wait for an appointment	0	0	N/A	86.8%	88.6%	88.3%

* This is based on patients treated on this contract for their most recent course of treatment. Figures in italics indicate the base number of FP17s or Patient Questionnaire responses are less than 100. N/A is shown where the base number of responses is less than 10 during the period. % is calculated as Quantity/Base number*100

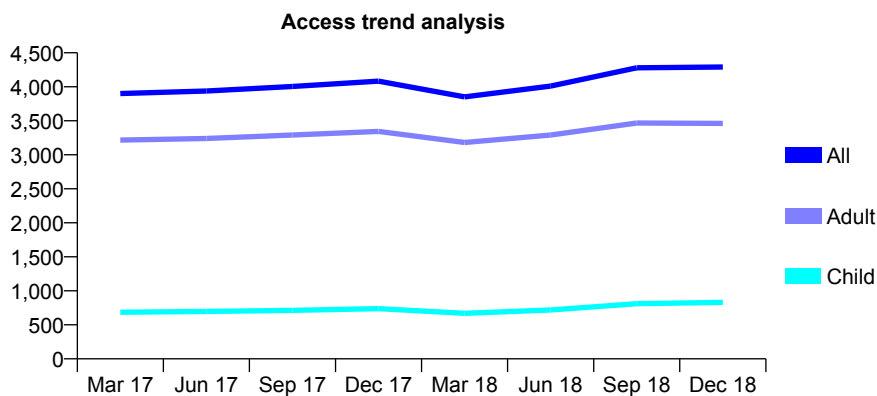
Q56 - Vital Signs At a Glance Contract Report for 193712/0001 - December 2018

Name or company name	Dr K.A Fagher & Dr A. Surti
Contract type name	GDS Contract
Purpose of contract	General
Contract start date	08/05/2015
Contract end date	

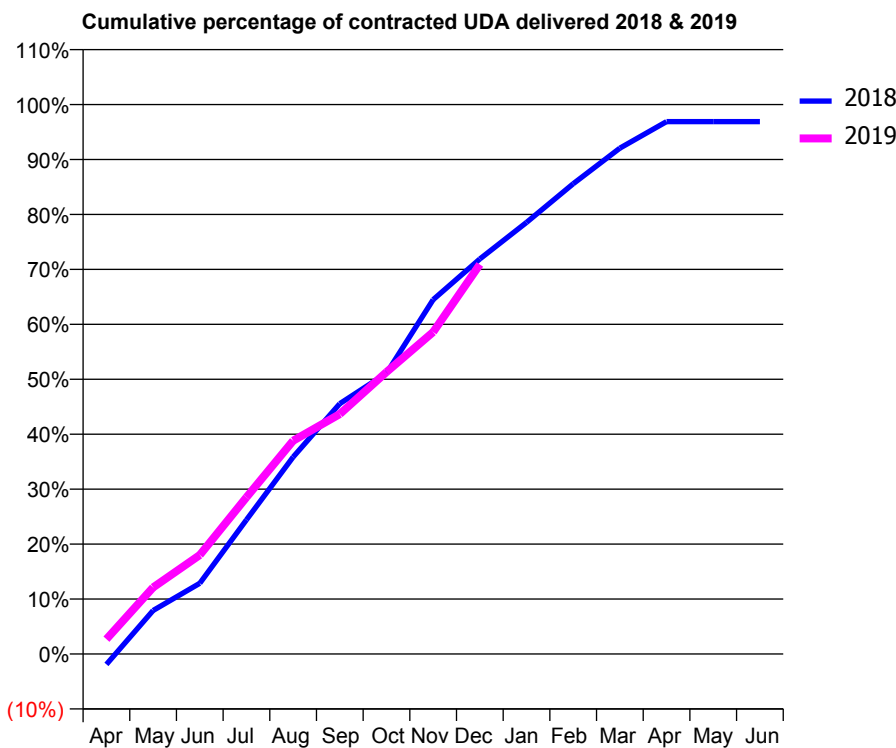
18/19 Contracted general activity (UDA)	9,810
Carry forward general activity (UDA)	305
18/19 Contracted orthodontic activity (UOA)	0
Carry forward orthodontic activity (UOA)	0
Baseline contract value	£226,496.00

ACCESS*

Patients seen in 24 months	Total	Change since previous quarter
Quarter ending December 2017	4,083	
Quarter ending March 2018	3,851	↓
Quarter ending June 2018	4,011	↑
Quarter ending September 2018	4,279	↑
Quarter ending December 2018	4,292	→
Variance since December 2017	5.1%	↑



ACTIVITY



Month	Adjusted Scheduled Activity (UDA)	
	2018	2019
April	-188	265
May	777	1,189
June	1,262	1,766
July	2,396	2,799
August	3,517	3,808
September	4,470	4,285
October	5,012	5,033
November	6,326	5,749
December	7,052	6,956
January	7,704	
February	8,396	
March	9,031	
April	9,505	
May	9,505	
June	9,505	

QUALITY

	Quantity	Base Number	Contract	AT	Region	England
% of FP17s for the same patient ID Re-attending within 3 months - Children	71	1,070	6.6%	10.8%	11.6%	11.8%
% of FP17s for the same patient ID Re-attending within 3 months - Adults	434	3,742	11.6%	14.0%	15.1%	15.6%
% of FP17s for the same patient ID Re-attending between 3 & 9 months - Children	567	1,070	53.0%	59.8%	59.9%	58.8%
% of FP17s for the same patient ID Re-attending between 3 & 9 months - Adults	1,625	3,742	43.4%	49.4%	52.0%	51.0%
% of FP17s for Band 1 Urgent Courses	419	4,560	9.2%	9.0%	8.0%	9.0%
% of FP17s Relating to Free Repair or Replacements	29	4,560	0.6%	0.7%	0.8%	0.8%
% of FP17s Relating to Continuations	27	4,560	0.6%	1.0%	0.9%	0.9%
% of Patients satisfied with the dentistry they have received	1	1	N/A	93.7%	93.6%	93.2%
% of Patients satisfied with the time they had to wait for an appointment	1	1	N/A	86.8%	88.6%	88.3%

* This is based on patients treated on this contract for their most recent course of treatment. Figures in italics indicate the base number of FP17s or Patient Questionnaire responses are less than 100. N/A is shown where the base number of responses is less than 10 during the period. % is calculated as Quantity/Base number*100

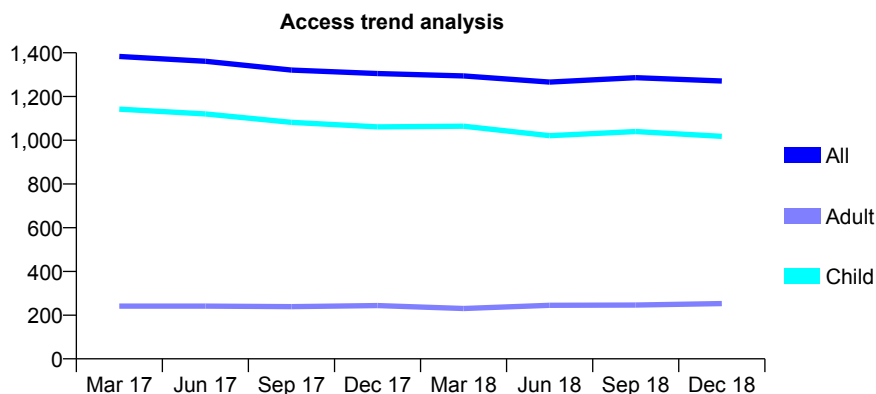
Q56 - Vital Signs At a Glance Contract Report for 195618/0001 - December 2018

Name or company name	Dr P Wilson and Dr G Singh
Contract type name	GDS Contract
Purpose of contract	General
Contract start date	01/06/2008
Contract end date	

18/19 Contracted general activity (UDA)	3,217
Carry forward general activity (UDA)	0
18/19 Contracted orthodontic activity (UOA)	0
Carry forward orthodontic activity (UOA)	0
Baseline contract value	£93,202.98

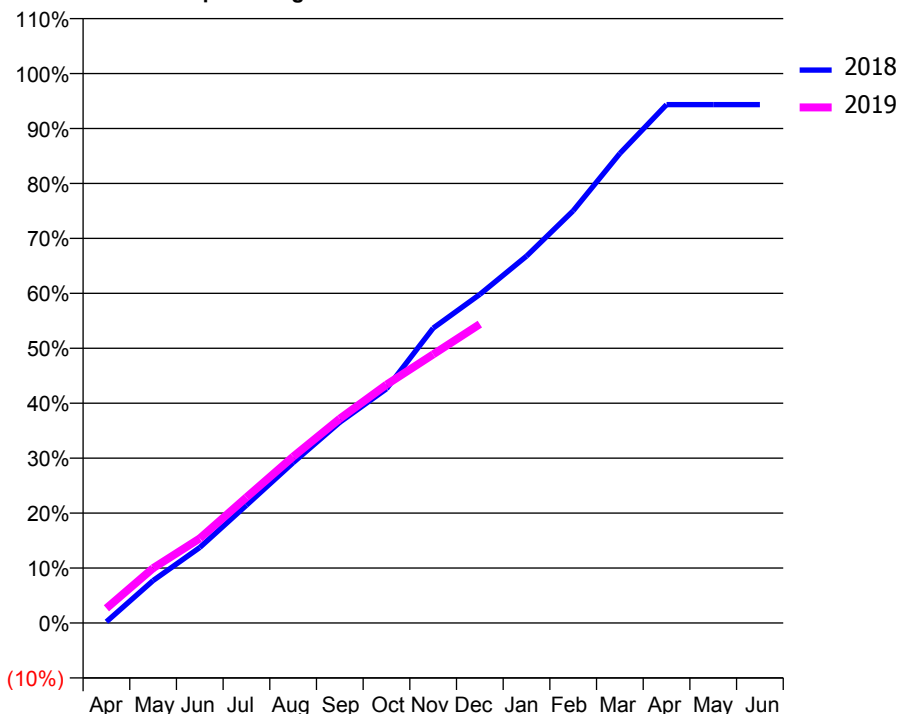
ACCESS*

Patients seen in 24 months	Total	Change since previous quarter
Quarter ending December 2017	1,305	
Quarter ending March 2018	1,294	→
Quarter ending June 2018	1,266	↓
Quarter ending September 2018	1,286	→
Quarter ending December 2018	1,271	↓
Variance since December 2017	(2.6%)	↓



ACTIVITY

Cumulative percentage of contracted UDA delivered 2018 & 2019



Month	Adjusted Scheduled Activity (UDA)	
	2018	2019
April	7	86
May	249	321
June	442	495
July	689	736
August	939	974
September	1,176	1,196
October	1,371	1,396
November	1,726	1,572
December	1,924	1,750
January	2,148	
February	2,414	
March	2,749	
April	3,035	
May	3,035	
June	3,035	

QUALITY

	Quantity	Base Number	Contract	AT	Region	England
% of FP17s for the same patient ID Re-attending within 3 months - Children	74	1,398	5.3%	10.8%	11.6%	11.8%
% of FP17s for the same patient ID Re-attending within 3 months - Adults	8	97	8.2%	14.0%	15.1%	15.6%
% of FP17s for the same patient ID Re-attending between 3 & 9 months - Children	1,010	1,398	72.2%	59.8%	59.9%	58.8%
% of FP17s for the same patient ID Re-attending between 3 & 9 months - Adults	76	97	78.4%	49.4%	52.0%	51.0%
% of FP17s for Band 1 Urgent Courses	30	1,371	2.2%	9.0%	8.0%	9.0%
% of FP17s Relating to Free Repair or Replacements	0	1,371	0.0%	0.7%	0.8%	0.8%
% of FP17s Relating to Continuations	0	1,371	0.0%	1.0%	0.9%	0.9%
% of Patients satisfied with the dentistry they have received	0	0	N/A	93.7%	93.6%	93.2%
% of Patients satisfied with the time they had to wait for an appointment	0	0	N/A	86.8%	88.6%	88.3%

* This is based on patients treated on this contract for their most recent course of treatment. Figures in italics indicate the base number of FP17s or Patient Questionnaire responses are less than 100. N/A is shown where the base number of responses is less than 10 during the period. % is calculated as Quantity/Base number*100

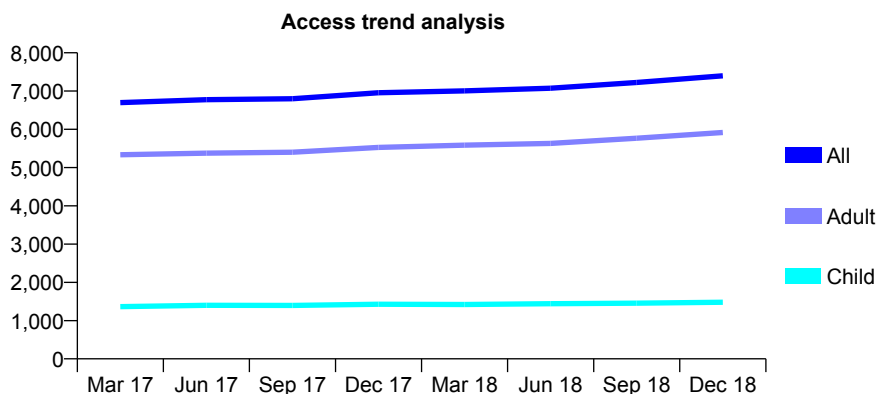
Q56 - Vital Signs At a Glance Contract Report for 197254/0001 - December 2018

Name or company name	Miss Susan Allen and Mr Terence Michael .
Contract type name	GDS Contract
Purpose of contract	General
Contract start date	01/03/2014
Contract end date	

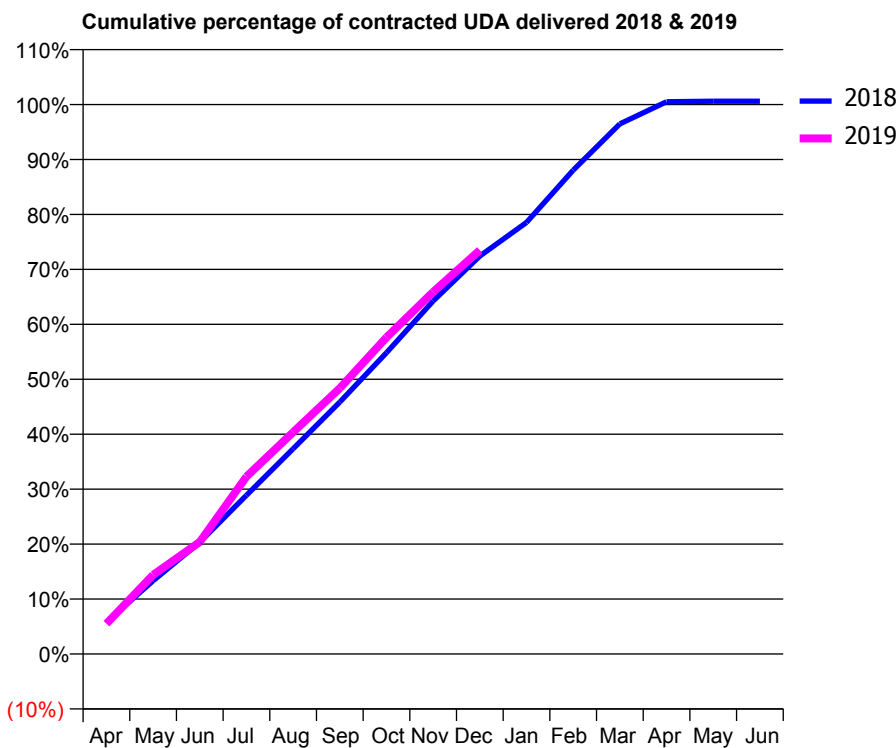
18/19 Contracted general activity (UDA)	20,007
Carry forward general activity (UDA)	-120
18/19 Contracted orthodontic activity (UOA)	0
Carry forward orthodontic activity (UOA)	0
Baseline contract value	£542,422.68

ACCESS*

Patients seen in 24 months	Total	Change since previous quarter
Quarter ending December 2017	6,955	
Quarter ending March 2018	7,005	→
Quarter ending June 2018	7,073	→
Quarter ending September 2018	7,223	↑
Quarter ending December 2018	7,397	↑
Variance since December 2017	6.4%	↑



ACTIVITY



Month	Adjusted Scheduled Activity (UDA)	
	2018	2019
April	1,157	1,104
May	2,667	2,880
June	4,073	4,081
July	5,779	6,460
August	7,473	8,077
September	9,175	9,679
October	10,972	11,526
November	12,855	13,183
December	14,492	14,702
January	15,713	
February	17,617	
March	19,299	
April	20,108	
May	20,124	
June	20,127	

QUALITY

	Quantity	Base Number	Contract	AT	Region	England
% of FP17s for the same patient ID Re-attending within 3 months - Children	128	1,643	7.8%	10.8%	11.6%	11.8%
% of FP17s for the same patient ID Re-attending within 3 months - Adults	954	6,159	15.5%	14.0%	15.1%	15.6%
% of FP17s for the same patient ID Re-attending between 3 & 9 months - Children	992	1,643	60.4%	59.8%	59.9%	58.8%
% of FP17s for the same patient ID Re-attending between 3 & 9 months - Adults	2,830	6,159	45.9%	49.4%	52.0%	51.0%
% of FP17s for Band 1 Urgent Courses	960	7,415	12.9%	9.0%	8.0%	9.0%
% of FP17s Relating to Free Repair or Replacements	70	7,415	0.9%	0.7%	0.8%	0.8%
% of FP17s Relating to Continuations	77	7,415	1.0%	1.0%	0.9%	0.9%
% of Patients satisfied with the dentistry they have received	1	3	N/A	93.7%	93.6%	93.2%
% of Patients satisfied with the time they had to wait for an appointment	1	3	N/A	86.8%	88.6%	88.3%

* This is based on patients treated on this contract for their most recent course of treatment. Figures in italics indicate the base number of FP17s or Patient Questionnaire responses are less than 100. N/A is shown where the base number of responses is less than 10 during the period. % is calculated as Quantity/Base number*100

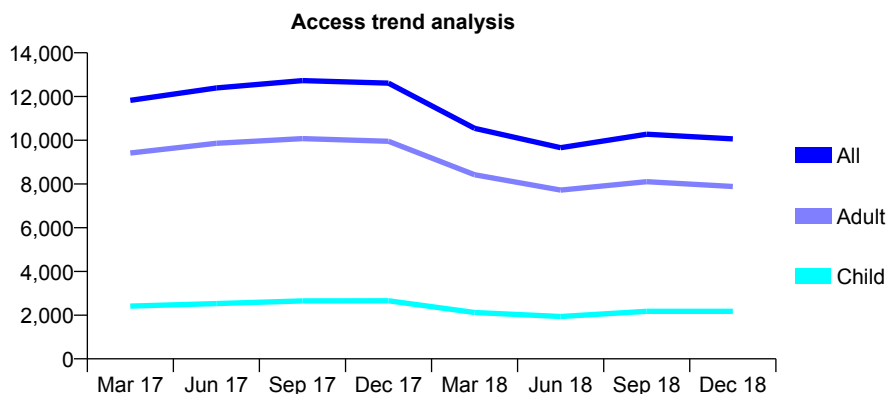
Q56 - Vital Signs At a Glance Contract Report for 199176/0001 - December 2018

Name or company name	Larry Levin & Jeff Sherer
Contract type name	GDS Contract
Purpose of contract	General
Contract start date	01/04/2013
Contract end date	

18/19 Contracted general activity (UDA)	51,387
Carry forward general activity (UDA)	0
18/19 Contracted orthodontic activity (UOA)	0
Carry forward orthodontic activity (UOA)	0
Baseline contract value	£1,095,820.66

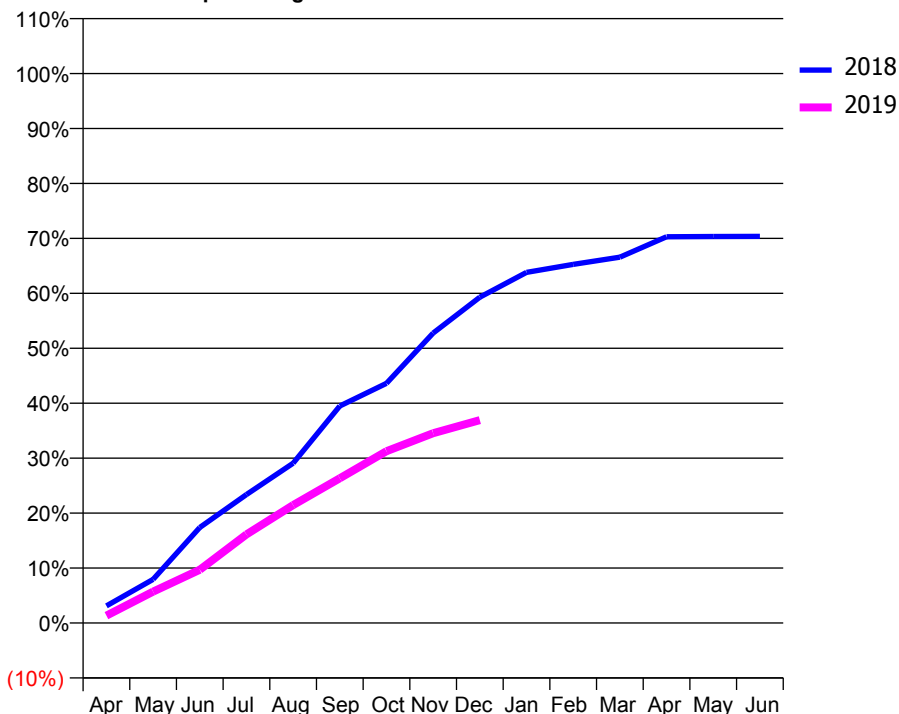
ACCESS*

Patients seen in 24 months	Total	Change since previous quarter
Quarter ending December 2017	12,614	
Quarter ending March 2018	10,544	↓
Quarter ending June 2018	9,659	↓
Quarter ending September 2018	10,278	↑
Quarter ending December 2018	10,060	↓
Variance since December 2017	(20.2%)	↓



ACTIVITY

Cumulative percentage of contracted UDA delivered 2018 & 2019



Month	Adjusted Scheduled Activity (UDA)	
	2018	2019
April	1,606	698
May	4,085	2,936
June	8,940	4,976
July	12,013	8,292
August	14,944	11,024
September	20,296	13,542
October	22,410	16,067
November	27,116	17,753
December	30,475	18,970
January	32,790	
February	33,537	
March	34,211	
April	36,114	
May	36,150	
June	36,153	

QUALITY

	Quantity	Base Number	Contract	AT	Region	England
% of FP17s for the same patient ID Re-attending within 3 months - Children	212	2,068	10.3%	10.8%	11.6%	11.8%
% of FP17s for the same patient ID Re-attending within 3 months - Adults	1,489	8,061	18.5%	14.0%	15.1%	15.6%
% of FP17s for the same patient ID Re-attending between 3 & 9 months - Children	670	2,068	32.4%	59.8%	59.9%	58.8%
% of FP17s for the same patient ID Re-attending between 3 & 9 months - Adults	3,068	8,061	38.1%	49.4%	52.0%	51.0%
% of FP17s for Band 1 Urgent Courses	1,989	9,226	21.6%	9.0%	8.0%	9.0%
% of FP17s Relating to Free Repair or Replacements	110	9,226	1.2%	0.7%	0.8%	0.8%
% of FP17s Relating to Continuations	260	9,226	2.8%	1.0%	0.9%	0.9%
% of Patients satisfied with the dentistry they have received	10	10	100.0%	93.7%	93.6%	93.2%
% of Patients satisfied with the time they had to wait for an appointment	9	10	90.0%	86.8%	88.6%	88.3%

* This is based on patients treated on this contract for their most recent course of treatment. Figures in italics indicate the base number of FP17s or Patient Questionnaire responses are less than 100. N/A is shown where the base number of responses is less than 10 during the period. % is calculated as Quantity/Base number*100

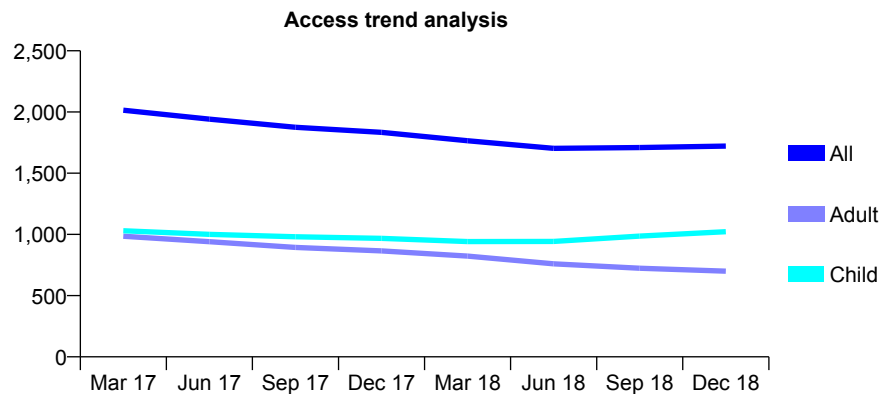
Q56 - Vital Signs At a Glance Contract Report for 199524/0001 - December 2018

Name or company name	Best, Hardy & Abeln
Contract type name	GDS Contract
Purpose of contract	General
Contract start date	01/04/2009
Contract end date	

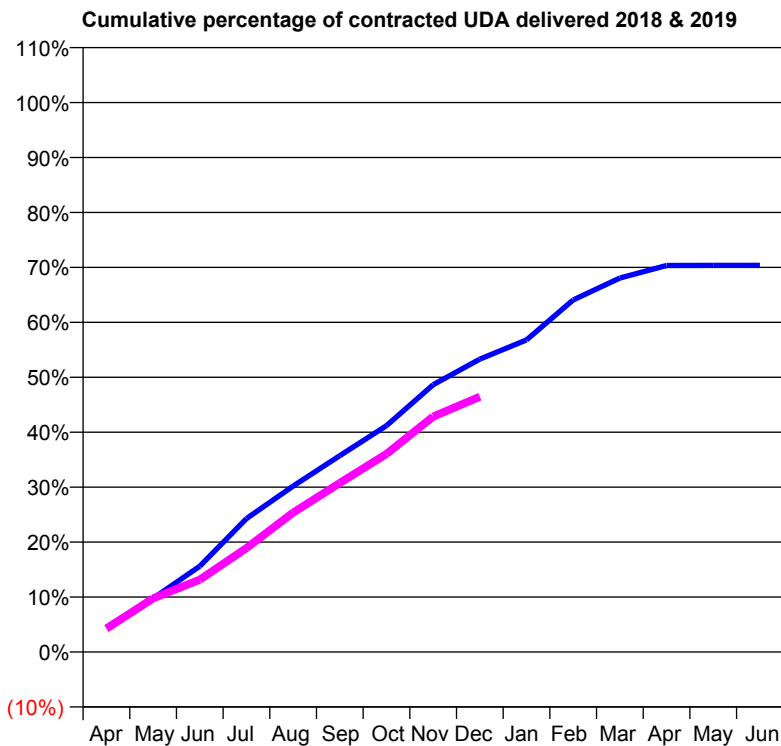
18/19 Contracted general activity (UDA)	5,800
Carry forward general activity (UDA)	0
18/19 Contracted orthodontic activity (UOA)	0
Carry forward orthodontic activity (UOA)	0
Baseline contract value	£118,100.49

ACCESS*

Patients seen in 24 months	Total	Change since previous quarter
Quarter ending December 2017	1,834	
Quarter ending March 2018	1,765	↓
Quarter ending June 2018	1,703	↓
Quarter ending September 2018	1,710	→
Quarter ending December 2018	1,722	→
Variance since December 2017	(6.1%)	↓



ACTIVITY



Adjusted Scheduled Activity (UDA)		
Month	2018	2019
April	262	247
May	567	566
June	905	764
July	1,408	1,097
August	1,751	1,472
September	2,072	1,784
October	2,389	2,091
November	2,821	2,485
December	3,091	2,694
January	3,295	
February	3,716	
March	3,947	
April	4,079	
May	4,080	
June	4,080	

QUALITY

	Quantity	Base Number	Contract	AT	Region	England
% of FP17s for the same patient ID Re-attending within 3 months - Children	116	1,110	10.5%	10.8%	11.6%	11.8%
% of FP17s for the same patient ID Re-attending within 3 months - Adults	104	578	18.0%	14.0%	15.1%	15.6%
% of FP17s for the same patient ID Re-attending between 3 & 9 months - Children	608	1,110	54.8%	59.8%	59.9%	58.8%
% of FP17s for the same patient ID Re-attending between 3 & 9 months - Adults	310	578	53.6%	49.4%	52.0%	51.0%
% of FP17s for Band 1 Urgent Courses	145	1,603	9.0%	9.0%	8.0%	9.0%
% of FP17s Relating to Free Repair or Replacements	0	1,603	0.0%	0.7%	0.8%	0.8%
% of FP17s Relating to Continuations	0	1,603	0.0%	1.0%	0.9%	0.9%
% of Patients satisfied with the dentistry they have received	1	1	N/A	93.7%	93.6%	93.2%
% of Patients satisfied with the time they had to wait for an appointment	1	1	N/A	86.8%	88.6%	88.3%

* This is based on patients treated on this contract for their most recent course of treatment. Figures in italics indicate the base number of FP17s or Patient Questionnaire responses are less than 100. N/A is shown where the base number of responses is less than 10 during the period. % is calculated as Quantity/Base number*100

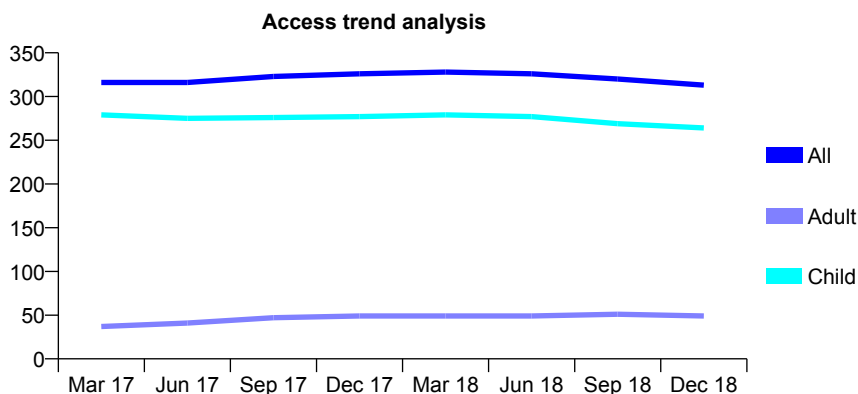
Q56 - Vital Signs At a Glance Contract Report for 204595/0002 - December 2018

Name or company name	MR MA OATES
Contract type name	GDS Contract
Purpose of contract	General
Contract start date	03/07/2011
Contract end date	

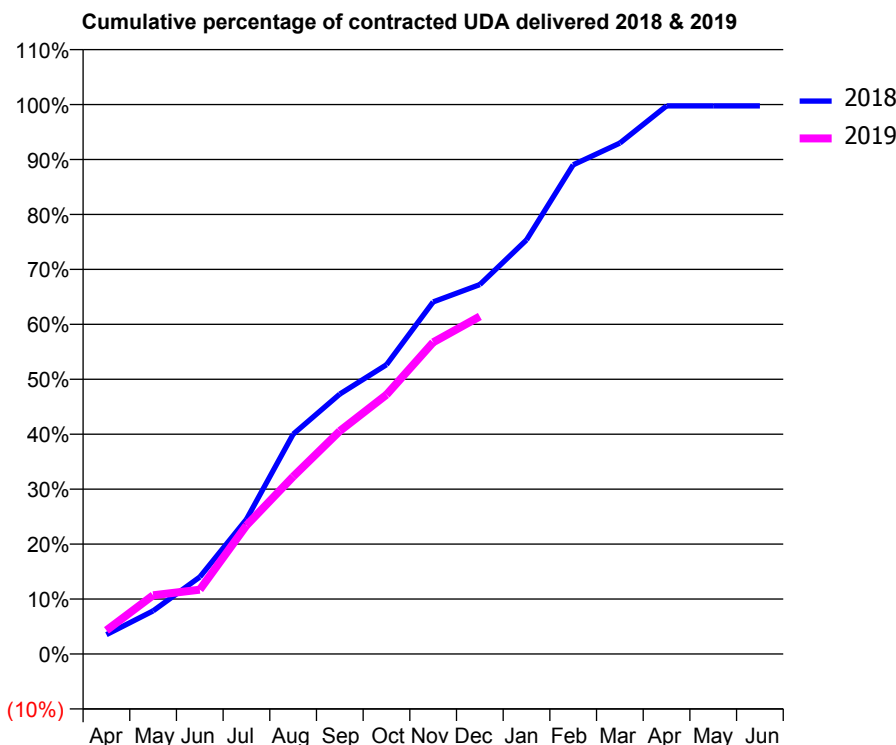
18/19 Contracted general activity (UDA)	487
Carry forward general activity (UDA)	1
18/19 Contracted orthodontic activity (UOA)	0
Carry forward orthodontic activity (UOA)	0
Baseline contract value	£10,524.24

ACCESS*

Patients seen in 24 months	Total	Change since previous quarter
Quarter ending December 2017	326	
Quarter ending March 2018	328	→
Quarter ending June 2018	326	→
Quarter ending September 2018	320	↓
Quarter ending December 2018	313	↓
Variance since December 2017	(4.0%)	↓



ACTIVITY



Month	Adjusted Scheduled Activity (UDA)	
	2018	2019
April	17	21
May	38	52
June	68	57
July	119	114
August	195	157
September	230	198
October	256	230
November	312	276
December	327	299
January	367	
February	434	
March	453	
April	486	
May	486	
June	486	

QUALITY

	Quantity	Base Number	Contract	AT	Region	England
% of FP17s for the same patient ID Re-attending within 3 months - Children	4	284	1.4%	10.8%	11.6%	11.8%
% of FP17s for the same patient ID Re-attending within 3 months - Adults	1	10	10.0%	14.0%	15.1%	15.6%
% of FP17s for the same patient ID Re-attending between 3 & 9 months - Children	185	284	65.1%	59.8%	59.9%	58.8%
% of FP17s for the same patient ID Re-attending between 3 & 9 months - Adults	1	10	10.0%	49.4%	52.0%	51.0%
% of FP17s for Band 1 Urgent Courses	6	268	2.2%	9.0%	8.0%	9.0%
% of FP17s Relating to Free Repair or Replacements	0	268	0.0%	0.7%	0.8%	0.8%
% of FP17s Relating to Continuations	0	268	0.0%	1.0%	0.9%	0.9%
% of Patients satisfied with the dentistry they have received	0	0	N/A	93.7%	93.6%	93.2%
% of Patients satisfied with the time they had to wait for an appointment	0	0	N/A	86.8%	88.6%	88.3%

* This is based on patients treated on this contract for their most recent course of treatment. Figures in italics indicate the base number of FP17s or Patient Questionnaire responses are less than 100. N/A is shown where the base number of responses is less than 10 during the period. % is calculated as Quantity/Base number*100

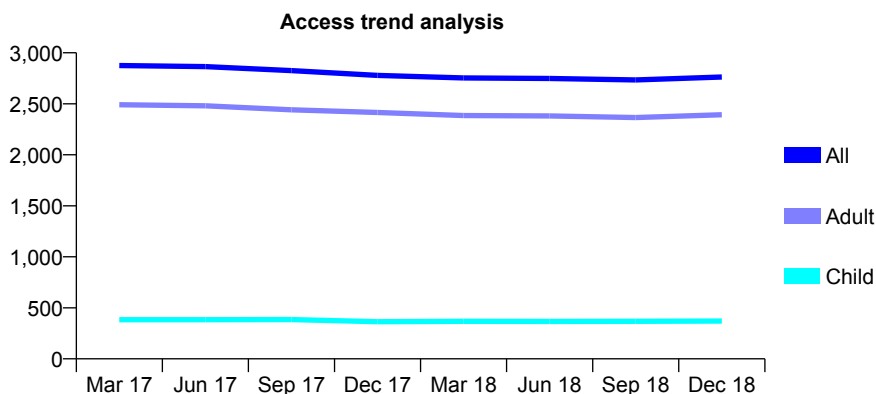
Q56 - Vital Signs At a Glance Contract Report for 205400/0001 - December 2018

Name or company name	MR IS SMITH
Contract type name	GDS Contract
Purpose of contract	General
Contract start date	01/04/2006
Contract end date	

18/19 Contracted general activity (UDA)	11,455
Carry forward general activity (UDA)	368
18/19 Contracted orthodontic activity (UOA)	0
Carry forward orthodontic activity (UOA)	0
Baseline contract value	£258,775.38

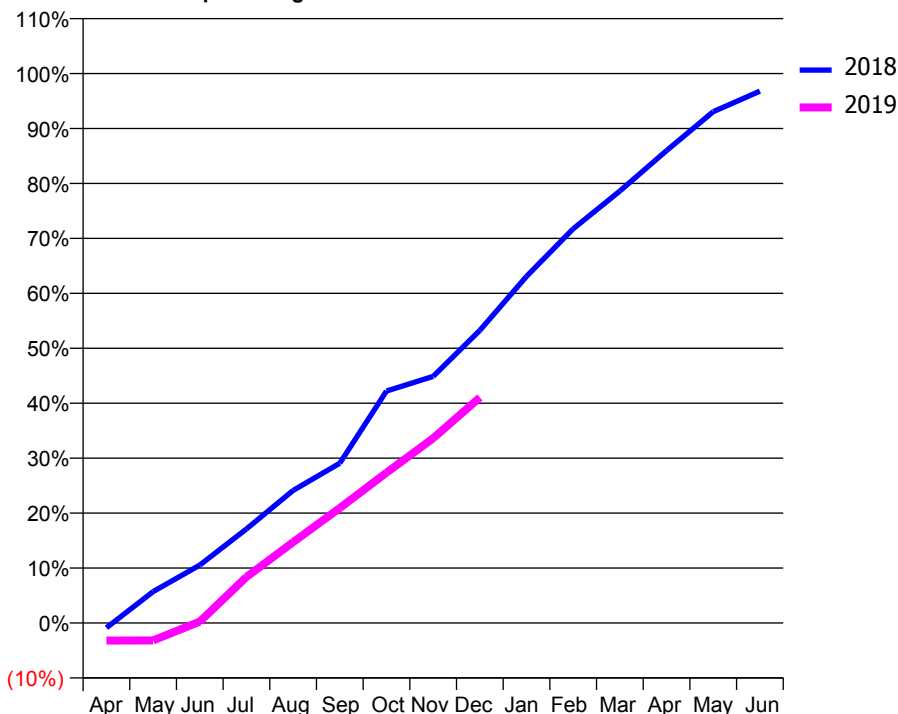
ACCESS*

Patients seen in 24 months	Total	Change since previous quarter
Quarter ending December 2017	2,779	
Quarter ending March 2018	2,753	→
Quarter ending June 2018	2,748	→
Quarter ending September 2018	2,734	→
Quarter ending December 2018	2,763	→
Variance since December 2017	(0.6%)	→



ACTIVITY

Cumulative percentage of contracted UDA delivered 2018 & 2019



Adjusted Scheduled Activity (UDA)

Month	2018	2019
April	-101	-368
May	653	-365
June	1,209	28
July	1,961	961
August	2,765	1,686
September	3,331	2,398
October	4,835	3,134
November	5,141	3,851
December	6,100	4,702
January	7,226	
February	8,218	
March	9,004	
April	9,847	
May	10,658	
June	11,087	

QUALITY

	Quantity	Base Number	Contract	AT	Region	England
% of FP17s for the same patient ID Re-attending within 3 months - Children	59	415	14.2%	10.8%	11.6%	11.8%
% of FP17s for the same patient ID Re-attending within 3 months - Adults	547	2,836	19.3%	14.0%	15.1%	15.6%
% of FP17s for the same patient ID Re-attending between 3 & 9 months - Children	251	415	60.5%	59.8%	59.9%	58.8%
% of FP17s for the same patient ID Re-attending between 3 & 9 months - Adults	1,781	2,836	62.8%	49.4%	52.0%	51.0%
% of FP17s for Band 1 Urgent Courses	103	2,379	4.3%	9.0%	8.0%	9.0%
% of FP17s Relating to Free Repair or Replacements	2	2,379	0.1%	0.7%	0.8%	0.8%
% of FP17s Relating to Continuations	2	2,379	0.1%	1.0%	0.9%	0.9%
% of Patients satisfied with the dentistry they have received	6	6	N/A	93.7%	93.6%	93.2%
% of Patients satisfied with the time they had to wait for an appointment	6	6	N/A	86.8%	88.6%	88.3%

* This is based on patients treated on this contract for their most recent course of treatment. Figures in italics indicate the base number of FP17s or Patient Questionnaire responses are less than 100. N/A is shown where the base number of responses is less than 10 during the period. % is calculated as Quantity/Base number*100

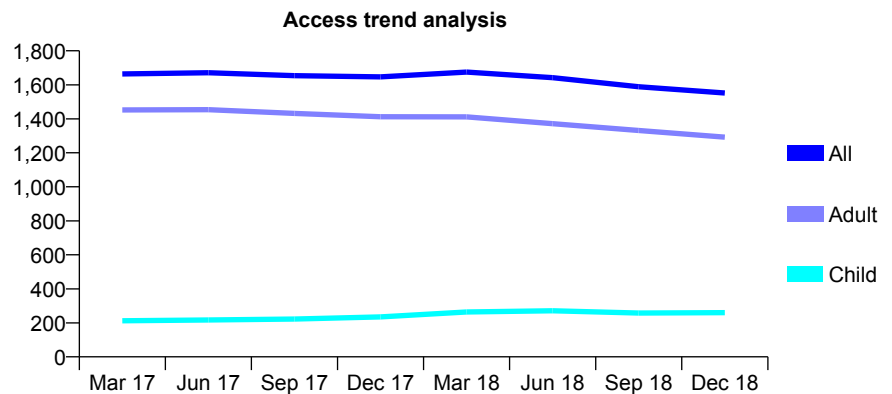
Q56 - Vital Signs At a Glance Contract Report for 209325/0001 - December 2018

Name or company name	Shiamiela Hussain
Contract type name	GDS Contract
Purpose of contract	General and Orthodontic
Contract start date	01/04/2006
Contract end date	

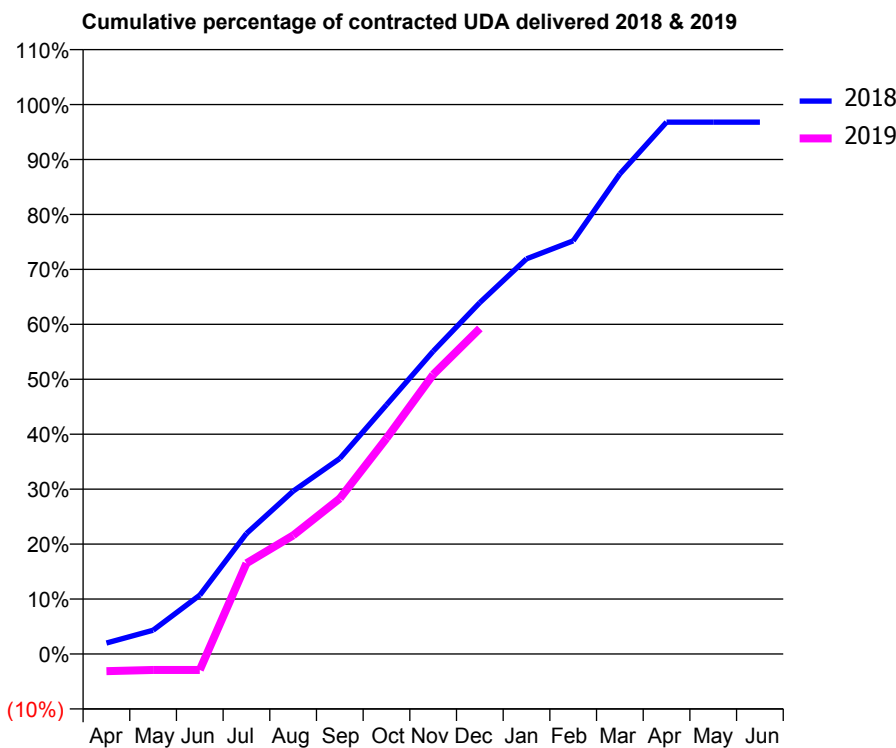
18/19 Contracted general activity (UDA)	4,640
Carry forward general activity (UDA)	149
18/19 Contracted orthodontic activity (UOA)	420
Carry forward orthodontic activity (UOA)	-8
Baseline contract value	£177,017.06

ACCESS*

Patients seen in 24 months	Total	Change since previous quarter
Quarter ending December 2017	1,647	
Quarter ending March 2018	1,675	→
Quarter ending June 2018	1,642	↓
Quarter ending September 2018	1,589	↓
Quarter ending December 2018	1,552	↓
Variance since December 2017	(5.8%)	↓



ACTIVITY



Month	Adjusted Scheduled Activity (UDA)	
	2018	2019
April	93	-146
May	201	-136
June	497	-136
July	1,017	766
August	1,375	1,001
September	1,651	1,314
October	2,104	1,821
November	2,556	2,359
December	2,967	2,750
January	3,337	
February	3,489	
March	4,054	
April	4,491	
May	4,491	
June	4,491	

QUALITY

	Quantity	Base Number	Contract	AT	Region	England
% of FP17s for the same patient ID Re-attending within 3 months - Children	22	292	7.5%	10.8%	11.6%	11.8%
% of FP17s for the same patient ID Re-attending within 3 months - Adults	164	1,186	13.8%	14.0%	15.1%	15.6%
% of FP17s for the same patient ID Re-attending between 3 & 9 months - Children	154	292	52.7%	59.8%	59.9%	58.8%
% of FP17s for the same patient ID Re-attending between 3 & 9 months - Adults	530	1,186	44.7%	49.4%	52.0%	51.0%
% of FP17s for Band 1 Urgent Courses	108	1,268	8.5%	9.0%	8.0%	9.0%
% of FP17s Relating to Free Repair or Replacements	19	1,268	1.5%	0.7%	0.8%	0.8%
% of FP17s Relating to Continuations	1	1,268	0.1%	1.0%	0.9%	0.9%
% of Patients satisfied with the dentistry they have received	1	1	N/A	93.7%	93.6%	93.2%
% of Patients satisfied with the time they had to wait for an appointment	1	1	N/A	86.8%	88.6%	88.3%

* This is based on patients treated on this contract for their most recent course of treatment. Figures in italics indicate the base number of FP17s or Patient Questionnaire responses are less than 100. N/A is shown where the base number of responses is less than 10 during the period. % is calculated as Quantity/Base number*100

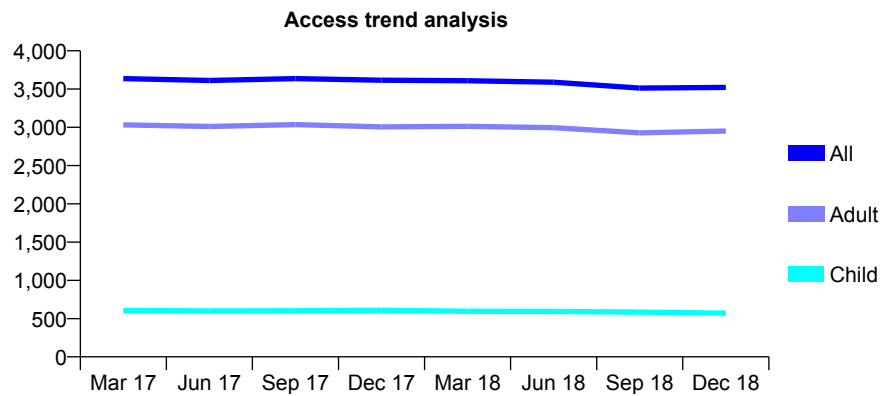
Q56 - Vital Signs At a Glance Contract Report for 213128/0003 - December 2018

Name or company name	MR RA BURKETT
Contract type name	GDS Contract
Purpose of contract	General
Contract start date	28/03/2013
Contract end date	

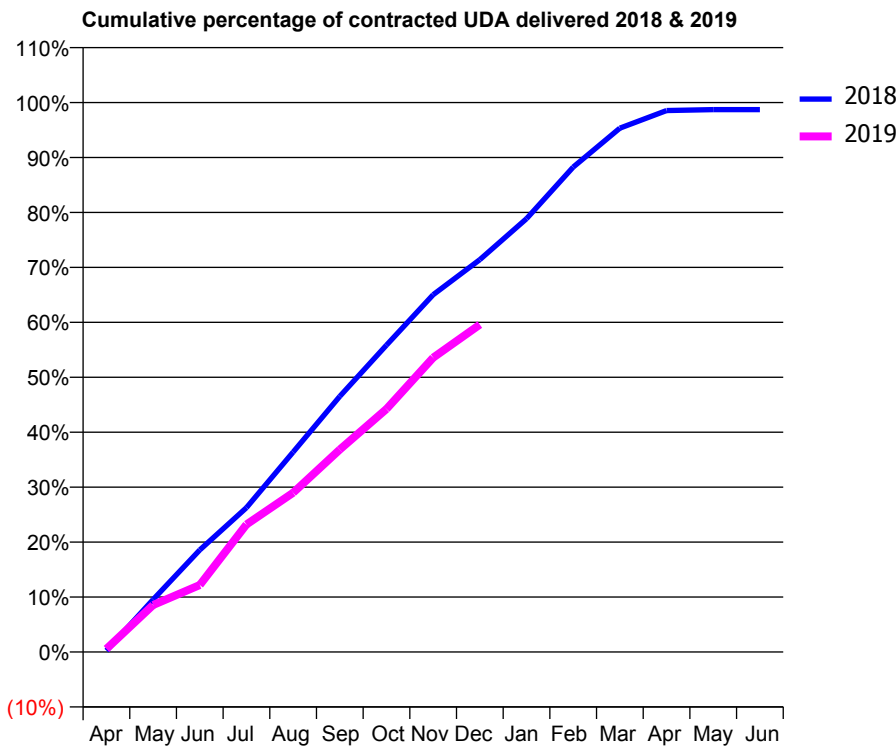
18/19 Contracted general activity (UDA)	7,548
Carry forward general activity (UDA)	97
18/19 Contracted orthodontic activity (UOA)	0
Carry forward orthodontic activity (UOA)	0
Baseline contract value	£170,110.51

ACCESS*

Patients seen in 24 months	Total	Change since previous quarter
Quarter ending December 2017	3,615	
Quarter ending March 2018	3,608	→
Quarter ending June 2018	3,589	→
Quarter ending September 2018	3,512	↓
Quarter ending December 2018	3,522	→
Variance since December 2017	(2.6%)	↓



ACTIVITY



Month	Adjusted Scheduled Activity (UDA)	
	2018	2019
April	19	42
May	721	646
June	1,402	921
July	1,982	1,752
August	2,747	2,187
September	3,513	2,781
October	4,215	3,338
November	4,908	4,044
December	5,389	4,497
January	5,952	
February	6,660	
March	7,195	
April	7,438	
May	7,451	
June	7,451	

QUALITY

	Quantity	Base Number	Contract	AT	Region	England
% of FP17s for the same patient ID Re-attending within 3 months - Children	15	373	4.0%	10.8%	11.6%	11.8%
% of FP17s for the same patient ID Re-attending within 3 months - Adults	160	1,820	8.8%	14.0%	15.1%	15.6%
% of FP17s for the same patient ID Re-attending between 3 & 9 months - Children	69	373	18.5%	59.8%	59.9%	58.8%
% of FP17s for the same patient ID Re-attending between 3 & 9 months - Adults	516	1,820	28.4%	49.4%	52.0%	51.0%
% of FP17s for Band 1 Urgent Courses	247	2,094	11.8%	9.0%	8.0%	9.0%
% of FP17s Relating to Free Repair or Replacements	0	2,094	0.0%	0.7%	0.8%	0.8%
% of FP17s Relating to Continuations	0	2,094	0.0%	1.0%	0.9%	0.9%
% of Patients satisfied with the dentistry they have received	1	2	N/A	93.7%	93.6%	93.2%
% of Patients satisfied with the time they had to wait for an appointment	1	2	N/A	86.8%	88.6%	88.3%

* This is based on patients treated on this contract for their most recent course of treatment. Figures in italics indicate the base number of FP17s or Patient Questionnaire responses are less than 100. N/A is shown where the base number of responses is less than 10 during the period. % is calculated as Quantity/Base number*100

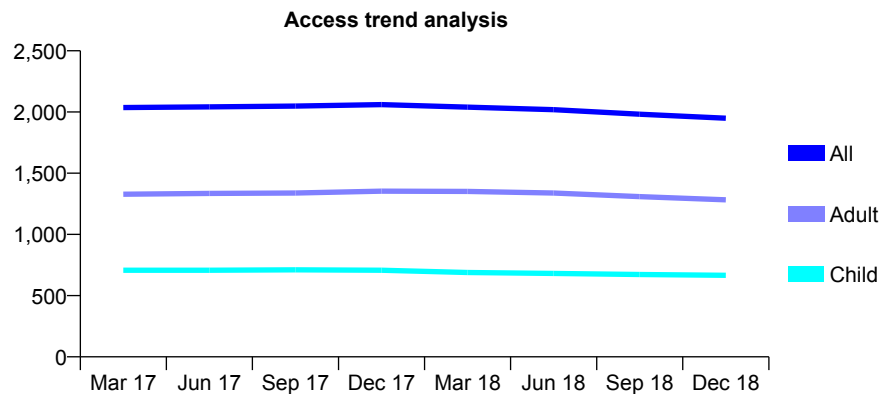
Q56 - Vital Signs At a Glance Contract Report for 214086/0001 - December 2018

Name or company name	The Little House Dental Surgery
Contract type name	GDS Contract
Purpose of contract	General
Contract start date	01/04/2006
Contract end date	

18/19 Contracted general activity (UDA)	4,690
Carry forward general activity (UDA)	-32
18/19 Contracted orthodontic activity (UOA)	0
Carry forward orthodontic activity (UOA)	0
Baseline contract value	£108,595.20

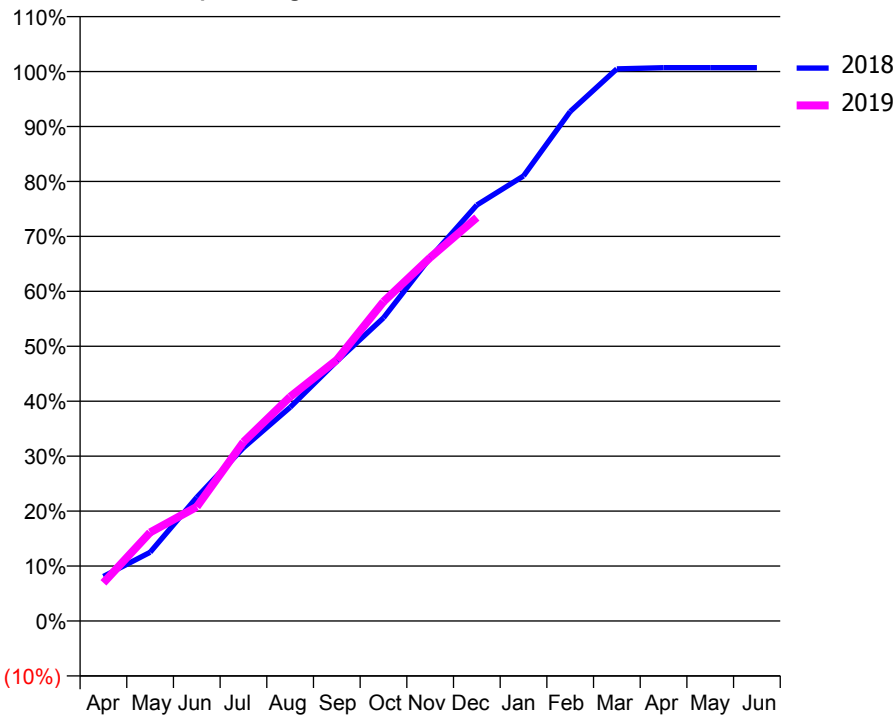
ACCESS*

Patients seen in 24 months	Total	Change since previous quarter
Quarter ending December 2017	2,061	
Quarter ending March 2018	2,040	↓
Quarter ending June 2018	2,019	↓
Quarter ending September 2018	1,982	↓
Quarter ending December 2018	1,949	↓
Variance since December 2017	(5.4%)	↓



ACTIVITY

Cumulative percentage of contracted UDA delivered 2018 & 2019



Month	2018	2019
April	381	326
May	586	756
June	1,055	975
July	1,479	1,528
August	1,823	1,914
September	2,217	2,229
October	2,588	2,725
November	3,101	3,102
December	3,551	3,443
January	3,798	
February	4,348	
March	4,712	
April	4,722	
May	4,722	
June	4,722	

QUALITY

	Quantity	Base Number	Contract	AT	Region	England
% of FP17s for the same patient ID Re-attending within 3 months - Children	35	779	4.5%	10.8%	11.6%	11.8%
% of FP17s for the same patient ID Re-attending within 3 months - Adults	188	1,331	14.1%	14.0%	15.1%	15.6%
% of FP17s for the same patient ID Re-attending between 3 & 9 months - Children	548	779	70.3%	59.8%	59.9%	58.8%
% of FP17s for the same patient ID Re-attending between 3 & 9 months - Adults	773	1,331	58.1%	49.4%	52.0%	51.0%
% of FP17s for Band 1 Urgent Courses	177	2,102	8.4%	9.0%	8.0%	9.0%
% of FP17s Relating to Free Repair or Replacements	6	2,102	0.3%	0.7%	0.8%	0.8%
% of FP17s Relating to Continuations	12	2,102	0.6%	1.0%	0.9%	0.9%
% of Patients satisfied with the dentistry they have received	4	4	N/A	93.7%	93.6%	93.2%
% of Patients satisfied with the time they had to wait for an appointment	3	4	N/A	86.8%	88.6%	88.3%

* This is based on patients treated on this contract for their most recent course of treatment. Figures in italics indicate the base number of FP17s or Patient Questionnaire responses are less than 100. N/A is shown where the base number of responses is less than 10 during the period. % is calculated as Quantity/Base number*100

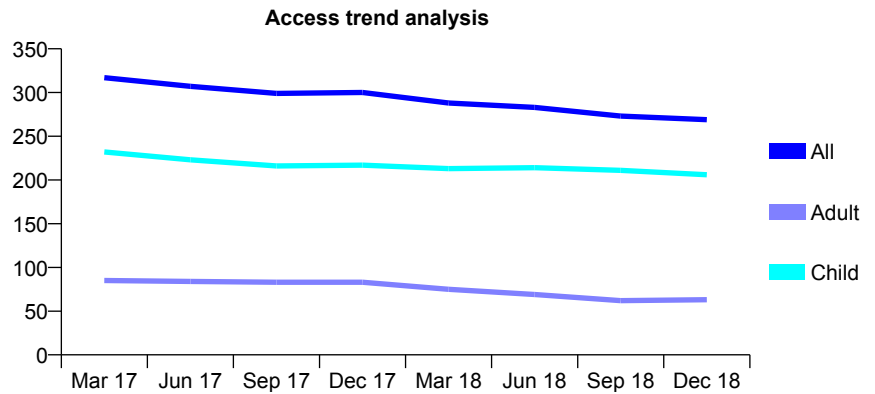
Q56 - Vital Signs At a Glance Contract Report for 215813/0001 - December 2018

Name or company name	MR CJ WHITER
Contract type name	GDS Contract
Purpose of contract	General
Contract start date	01/04/2006
Contract end date	

18/19 Contracted general activity (UDA)	486
Carry forward general activity (UDA)	0
18/19 Contracted orthodontic activity (UOA)	0
Carry forward orthodontic activity (UOA)	0
Baseline contract value	£10,328.42

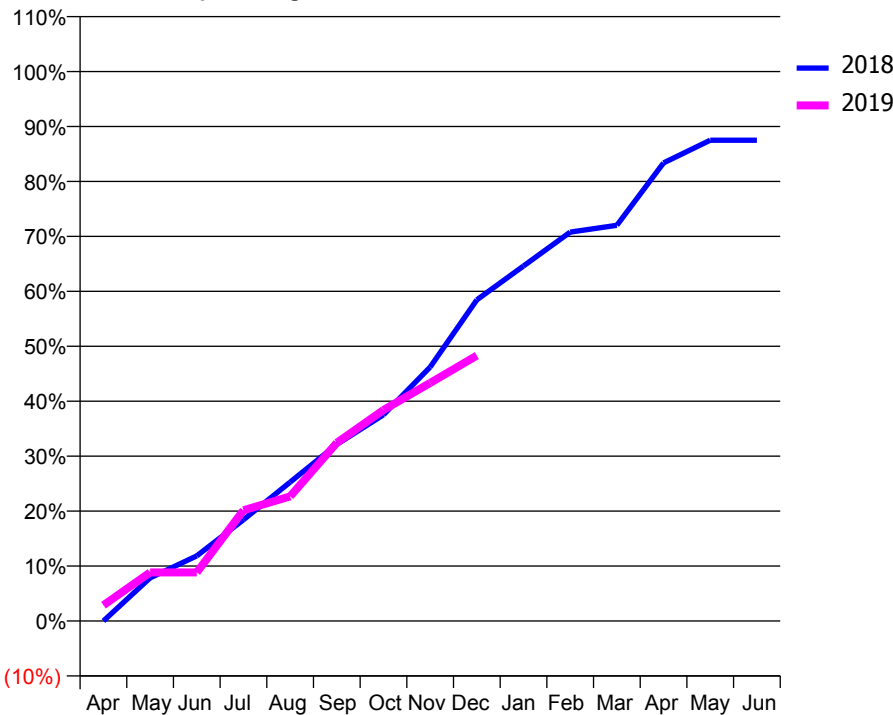
ACCESS*

Patients seen in 24 months	Total	Change since previous quarter
Quarter ending December 2017	300	
Quarter ending March 2018	288	↓
Quarter ending June 2018	283	↓
Quarter ending September 2018	273	↓
Quarter ending December 2018	269	↓
Variance since December 2017	(10.3%)	↓



ACTIVITY

Cumulative percentage of contracted UDA delivered 2018 & 2019



Month	Adjusted Scheduled Activity (UDA)	
	2018	2019
April	0	14
May	38	43
June	58	43
July	90	98
August	123	110
September	156	158
October	182	187
November	225	211
December	284	235
January	314	
February	344	
March	350	
April	405	
May	425	
June	425	

QUALITY

	Quantity	Base Number	Contract	AT	Region	England
% of FP17s for the same patient ID Re-attending within 3 months - Children	10	261	3.8%	10.8%	11.6%	11.8%
% of FP17s for the same patient ID Re-attending within 3 months - Adults	2	25	8.0%	14.0%	15.1%	15.6%
% of FP17s for the same patient ID Re-attending between 3 & 9 months - Children	183	261	70.1%	59.8%	59.9%	58.8%
% of FP17s for the same patient ID Re-attending between 3 & 9 months - Adults	13	25	52.0%	49.4%	52.0%	51.0%
% of FP17s for Band 1 Urgent Courses	6	224	2.7%	9.0%	8.0%	9.0%
% of FP17s Relating to Free Repair or Replacements	0	224	0.0%	0.7%	0.8%	0.8%
% of FP17s Relating to Continuations	0	224	0.0%	1.0%	0.9%	0.9%
% of Patients satisfied with the dentistry they have received	0	0	N/A	93.7%	93.6%	93.2%
% of Patients satisfied with the time they had to wait for an appointment	0	0	N/A	86.8%	88.6%	88.3%

* This is based on patients treated on this contract for their most recent course of treatment. Figures in italics indicate the base number of FP17s or Patient Questionnaire responses are less than 100. N/A is shown where the base number of responses is less than 10 during the period. % is calculated as Quantity/Base number*100

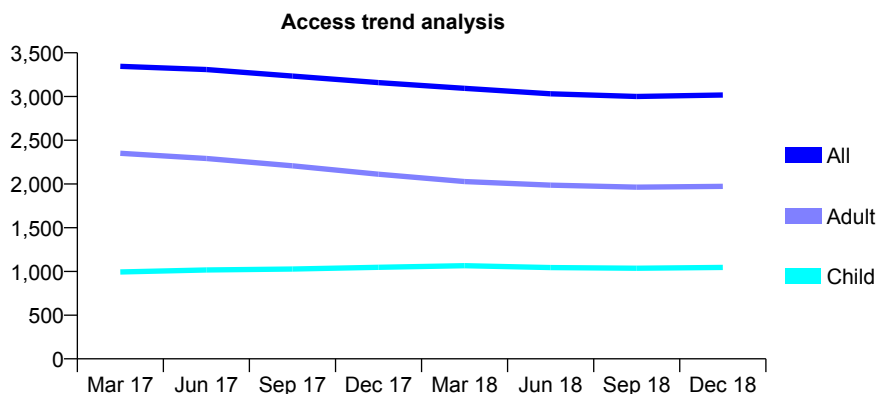
Q56 - Vital Signs At a Glance Contract Report for 215988/0001 - December 2018

Name or company name	MR PG SANDERS
Contract type name	GDS Contract
Purpose of contract	General
Contract start date	01/04/2006
Contract end date	

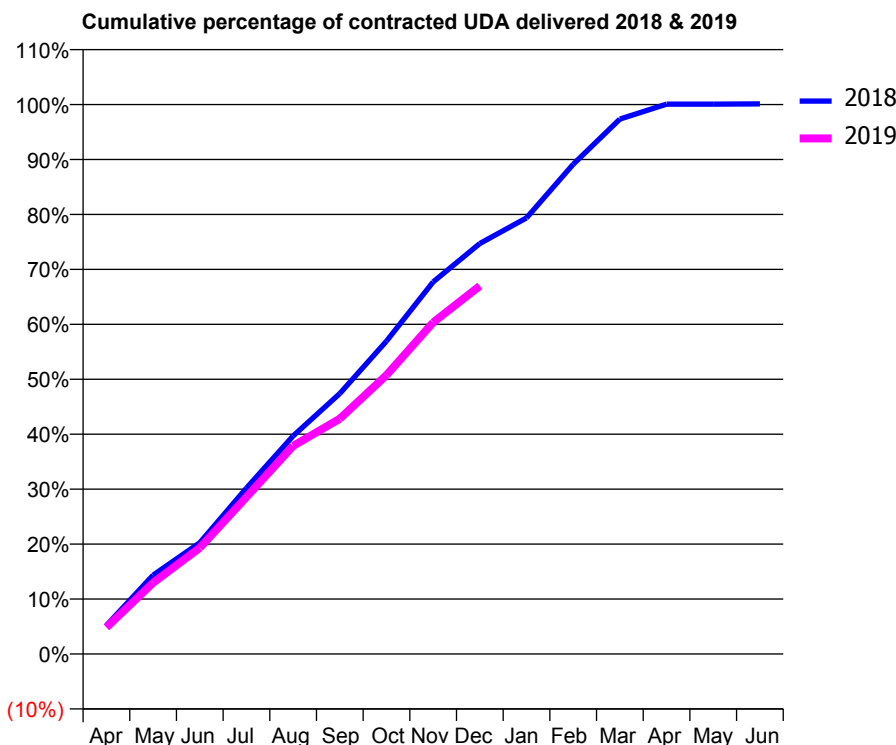
18/19 Contracted general activity (UDA)	6,951
Carry forward general activity (UDA)	-8
18/19 Contracted orthodontic activity (UOA)	0
Carry forward orthodontic activity (UOA)	0
Baseline contract value	£193,091.67

ACCESS*

Patients seen in 24 months	Total	Change since previous quarter
Quarter ending December 2017	3,159	
Quarter ending March 2018	3,093	↓
Quarter ending June 2018	3,031	↓
Quarter ending September 2018	3,000	↓
Quarter ending December 2018	3,018	→
Variance since December 2017	(4.5%)	↓



ACTIVITY



Adjusted Scheduled Activity (UDA)		
Month	2018	2019
April	361	336
May	998	902
June	1,408	1,343
July	2,098	1,985
August	2,759	2,631
September	3,294	2,977
October	3,959	3,528
November	4,707	4,194
December	5,193	4,657
January	5,517	
February	6,195	
March	6,766	
April	6,955	
May	6,955	
June	6,959	

QUALITY

	Quantity	Base Number	Contract	AT	Region	England
% of FP17s for the same patient ID Re-attending within 3 months - Children	183	1,439	12.7%	10.8%	11.6%	11.8%
% of FP17s for the same patient ID Re-attending within 3 months - Adults	358	2,591	13.8%	14.0%	15.1%	15.6%
% of FP17s for the same patient ID Re-attending between 3 & 9 months - Children	954	1,439	66.3%	59.8%	59.9%	58.8%
% of FP17s for the same patient ID Re-attending between 3 & 9 months - Adults	1,760	2,591	67.9%	49.4%	52.0%	51.0%
% of FP17s for Band 1 Urgent Courses	239	3,278	7.3%	9.0%	8.0%	9.0%
% of FP17s Relating to Free Repair or Replacements	12	3,278	0.4%	0.7%	0.8%	0.8%
% of FP17s Relating to Continuations	24	3,278	0.7%	1.0%	0.9%	0.9%
% of Patients satisfied with the dentistry they have received	0	0	N/A	93.7%	93.6%	93.2%
% of Patients satisfied with the time they had to wait for an appointment	0	0	N/A	86.8%	88.6%	88.3%

* This is based on patients treated on this contract for their most recent course of treatment. Figures in italics indicate the base number of FP17s or Patient Questionnaire responses are less than 100. N/A is shown where the base number of responses is less than 10 during the period. % is calculated as Quantity/Base number*100

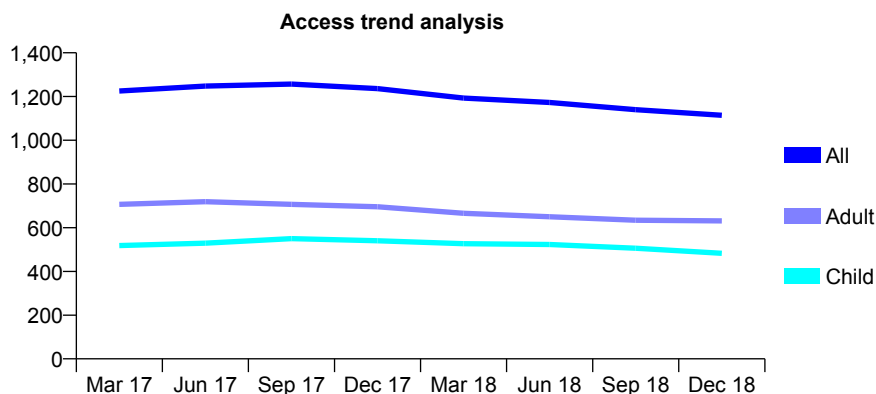
Q56 - Vital Signs At a Glance Contract Report for 220469/0001 - December 2018

Name or company name	Riverside Dental Surgery
Contract type name	GDS Contract
Purpose of contract	General and Orthodontic
Contract start date	01/04/2006
Contract end date	

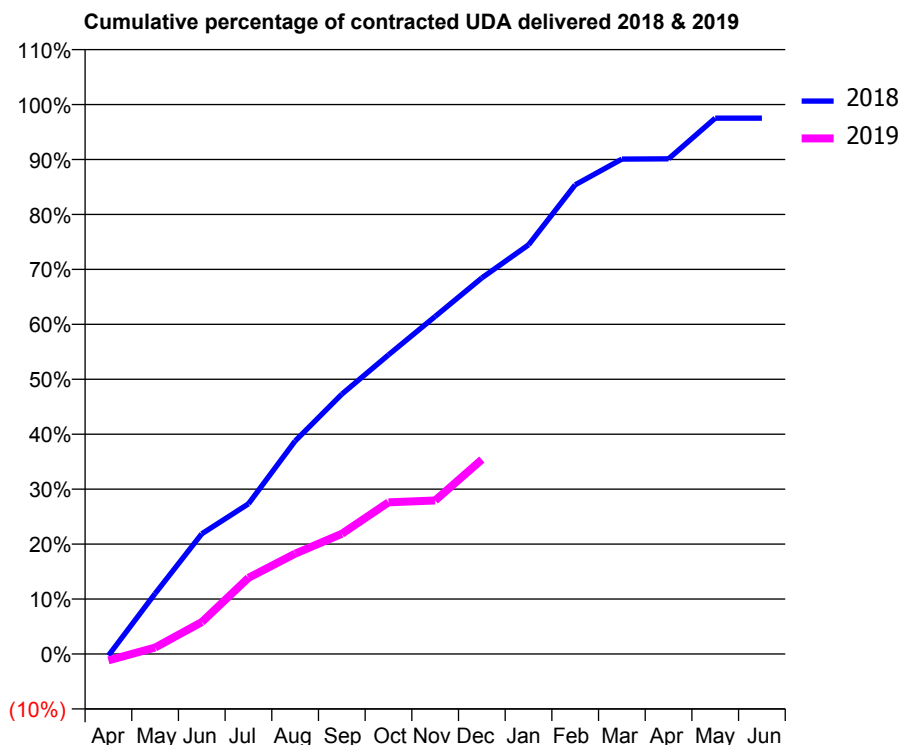
18/19 Contracted general activity (UDA)	4,083
Carry forward general activity (UDA)	64
18/19 Contracted orthodontic activity (UOA)	129
Carry forward orthodontic activity (UOA)	-1
Baseline contract value	£105,887.28

ACCESS*

Patients seen in 24 months	Total	Change since previous quarter
Quarter ending December 2017	1,236	
Quarter ending March 2018	1,193	↓
Quarter ending June 2018	1,173	↓
Quarter ending September 2018	1,140	↓
Quarter ending December 2018	1,114	↓
Variance since December 2017	(9.9%)	↓



ACTIVITY



Adjusted Scheduled Activity (UDA)		
Month	2018	2019
April	-8	-48
May	284	48
June	565	237
July	706	567
August	1,002	746
September	1,222	893
October	1,406	1,127
November	1,587	1,141
December	1,768	1,446
January	1,923	
February	2,206	
March	2,327	
April	2,328	
May	2,519	
June	2,519	

QUALITY

	Quantity	Base Number	Contract	AT	Region	England
% of FP17s for the same patient ID Re-attending within 3 months - Children	20	460	4.3%	10.8%	11.6%	11.8%
% of FP17s for the same patient ID Re-attending within 3 months - Adults	75	553	13.6%	14.0%	15.1%	15.6%
% of FP17s for the same patient ID Re-attending between 3 & 9 months - Children	292	460	63.5%	59.8%	59.9%	58.8%
% of FP17s for the same patient ID Re-attending between 3 & 9 months - Adults	312	553	56.4%	49.4%	52.0%	51.0%
% of FP17s for Band 1 Urgent Courses	8	896	0.9%	9.0%	8.0%	9.0%
% of FP17s Relating to Free Repair or Replacements	11	896	1.2%	0.7%	0.8%	0.8%
% of FP17s Relating to Continuations	7	896	0.8%	1.0%	0.9%	0.9%
% of Patients satisfied with the dentistry they have received	0	0	N/A	93.7%	93.6%	93.2%
% of Patients satisfied with the time they had to wait for an appointment	0	0	N/A	86.8%	88.6%	88.3%

* This is based on patients treated on this contract for their most recent course of treatment. Figures in italics indicate the base number of FP17s or Patient Questionnaire responses are less than 100. N/A is shown where the base number of responses is less than 10 during the period. % is calculated as Quantity/Base number*100

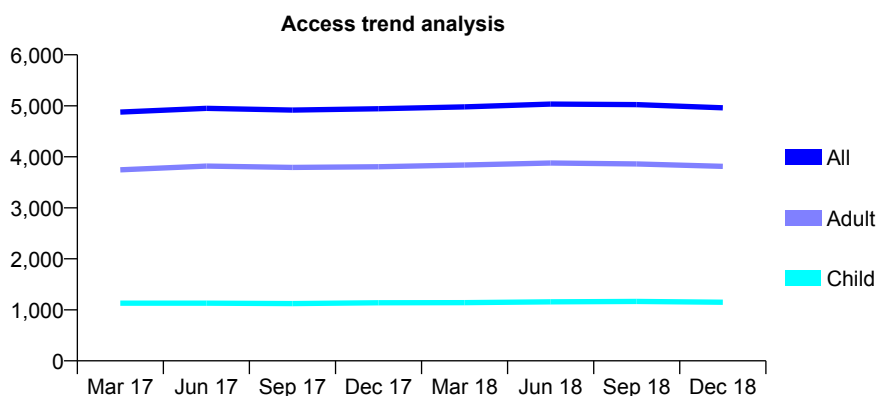
Q56 - Vital Signs At a Glance Contract Report for 22224/0001 - December 2018

Name or company name	MR DA STOTT
Contract type name	GDS Contract
Purpose of contract	General and Orthodontic
Contract start date	01/04/2006
Contract end date	

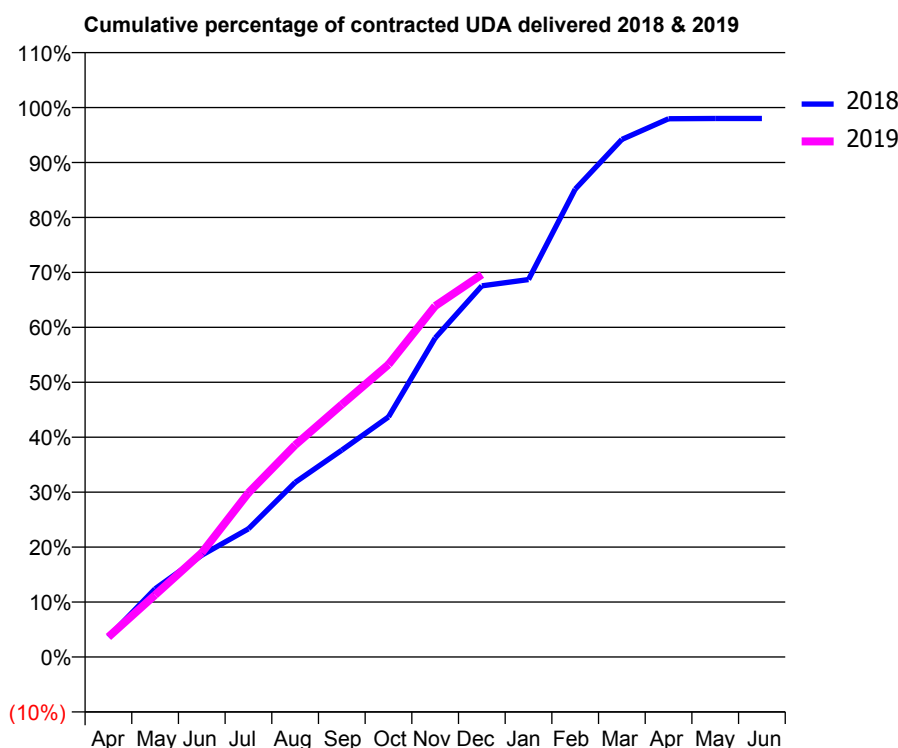
18/19 Contracted general activity (UDA)	12,808
Carry forward general activity (UDA)	256
18/19 Contracted orthodontic activity (UOA)	602
Carry forward orthodontic activity (UOA)	-12
Baseline contract value	£349,281.42

ACCESS*

Patients seen in 24 months	Total	Change since previous quarter
Quarter ending December 2017	4,943	
Quarter ending March 2018	4,979	→
Quarter ending June 2018	5,035	→
Quarter ending September 2018	5,024	→
Quarter ending December 2018	4,962	↓
Variance since December 2017	0.4%	→



ACTIVITY



Month	Adjusted Scheduled Activity (UDA)	
	2018	2019
April	469	469
May	1,591	1,448
June	2,372	2,428
July	2,987	3,829
August	4,070	4,941
September	4,821	5,885
October	5,596	6,817
November	7,435	8,182
December	8,653	8,915
January	8,797	
February	10,905	
March	12,064	
April	12,547	
May	12,551	
June	12,552	

QUALITY

	Quantity	Base Number	Contract	AT	Region	England
% of FP17s for the same patient ID Re-attending within 3 months - Children	139	1,447	9.6%	10.8%	11.6%	11.8%
% of FP17s for the same patient ID Re-attending within 3 months - Adults	523	4,371	12.0%	14.0%	15.1%	15.6%
% of FP17s for the same patient ID Re-attending between 3 & 9 months - Children	1,004	1,447	69.4%	59.8%	59.9%	58.8%
% of FP17s for the same patient ID Re-attending between 3 & 9 months - Adults	3,067	4,371	70.2%	49.4%	52.0%	51.0%
% of FP17s for Band 1 Urgent Courses	88	5,000	1.8%	9.0%	8.0%	9.0%
% of FP17s Relating to Free Repair or Replacements	94	5,000	1.9%	0.7%	0.8%	0.8%
% of FP17s Relating to Continuations	105	5,000	2.1%	1.0%	0.9%	0.9%
% of Patients satisfied with the dentistry they have received	0	0	N/A	93.7%	93.6%	93.2%
% of Patients satisfied with the time they had to wait for an appointment	0	0	N/A	86.8%	88.6%	88.3%

* This is based on patients treated on this contract for their most recent course of treatment. Figures in italics indicate the base number of FP17s or Patient Questionnaire responses are less than 100. N/A is shown where the base number of responses is less than 10 during the period. % is calculated as Quantity/Base number*100

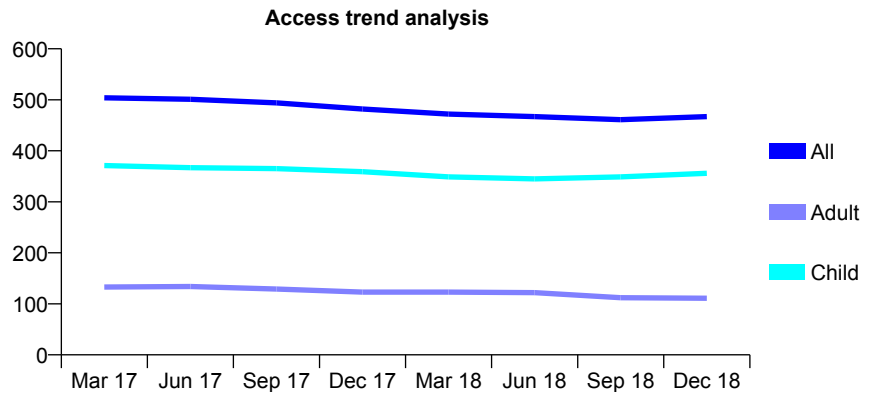
Q56 - Vital Signs At a Glance Contract Report for 229105/0001 - December 2018

Name or company name	MR DP BELLAMY
Contract type name	GDS Contract
Purpose of contract	General
Contract start date	01/04/2006
Contract end date	

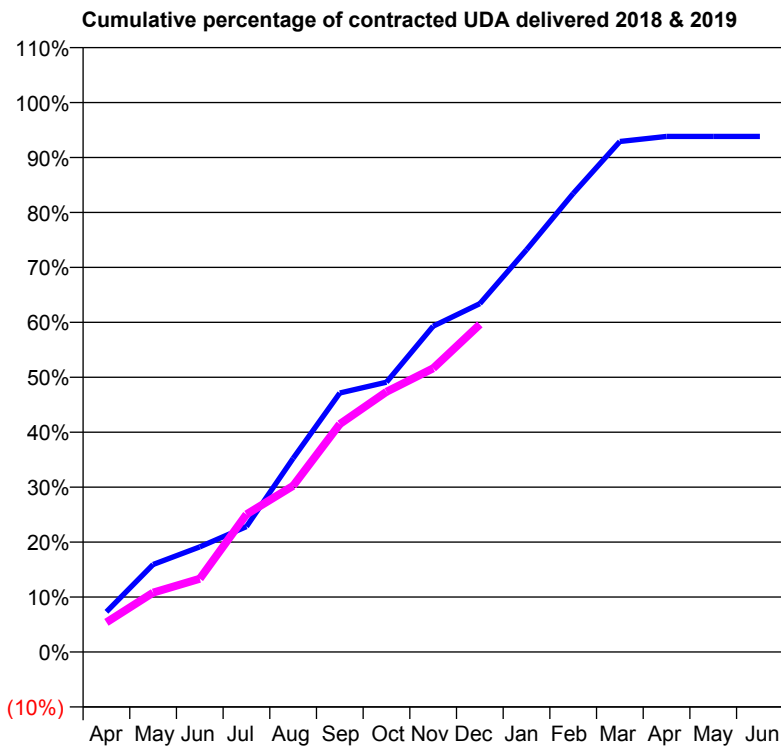
18/19 Contracted general activity (UDA)	909
Carry forward general activity (UDA)	0
18/19 Contracted orthodontic activity (UOA)	0
Carry forward orthodontic activity (UOA)	0
Baseline contract value	£24,869.09

ACCESS*

Patients seen in 24 months	Total	Change since previous quarter
Quarter ending December 2017	482	
Quarter ending March 2018	472	↓
Quarter ending June 2018	467	↓
Quarter ending September 2018	461	↓
Quarter ending December 2018	467	→
Variance since December 2017	(3.1%)	↓



ACTIVITY



Month	Adjusted Scheduled Activity (UDA)	
	2018	2019
April	66	49
May	145	98
June	174	121
July	207	228
August	320	275
September	428	377
October	446	430
November	539	469
December	576	542
January	665	
February	758	
March	845	
April	853	
May	853	
June	853	

QUALITY

	Quantity	Base Number	Contract	AT	Region	England
% of FP17s for the same patient ID Re-attending within 3 months - Children	10	384	2.6%	10.8%	11.6%	11.8%
% of FP17s for the same patient ID Re-attending within 3 months - Adults	7	81	8.6%	14.0%	15.1%	15.6%
% of FP17s for the same patient ID Re-attending between 3 & 9 months - Children	277	384	72.1%	59.8%	59.9%	58.8%
% of FP17s for the same patient ID Re-attending between 3 & 9 months - Adults	43	81	53.1%	49.4%	52.0%	51.0%
% of FP17s for Band 1 Urgent Courses	9	457	2.0%	9.0%	8.0%	9.0%
% of FP17s Relating to Free Repair or Replacements	0	457	0.0%	0.7%	0.8%	0.8%
% of FP17s Relating to Continuations	1	457	0.2%	1.0%	0.9%	0.9%
% of Patients satisfied with the dentistry they have received	0	0	N/A	93.7%	93.6%	93.2%
% of Patients satisfied with the time they had to wait for an appointment	0	0	N/A	86.8%	88.6%	88.3%

* This is based on patients treated on this contract for their most recent course of treatment. Figures in italics indicate the base number of FP17s or Patient Questionnaire responses are less than 100. N/A is shown where the base number of responses is less than 10 during the period. % is calculated as Quantity/Base number*100

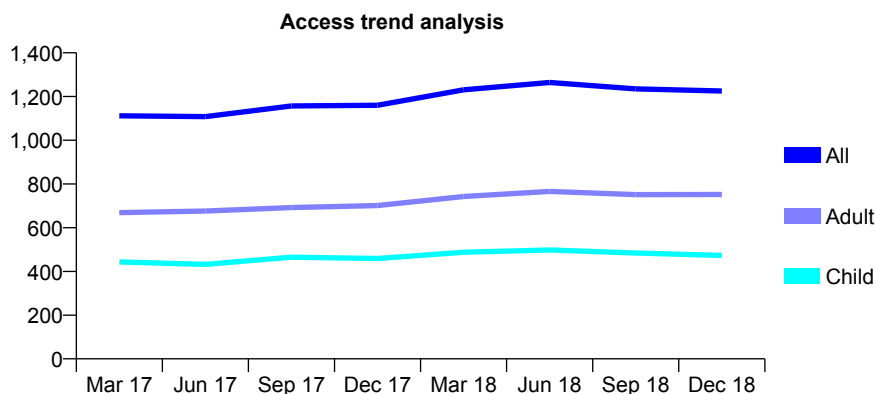
Q56 - Vital Signs At a Glance Contract Report for 232475/0001 - December 2018

Name or company name	Mr S Nicol, Mr R Bryant, Mr E Coyle and M
Contract type name	GDS Contract
Purpose of contract	General
Contract start date	01/04/2006
Contract end date	

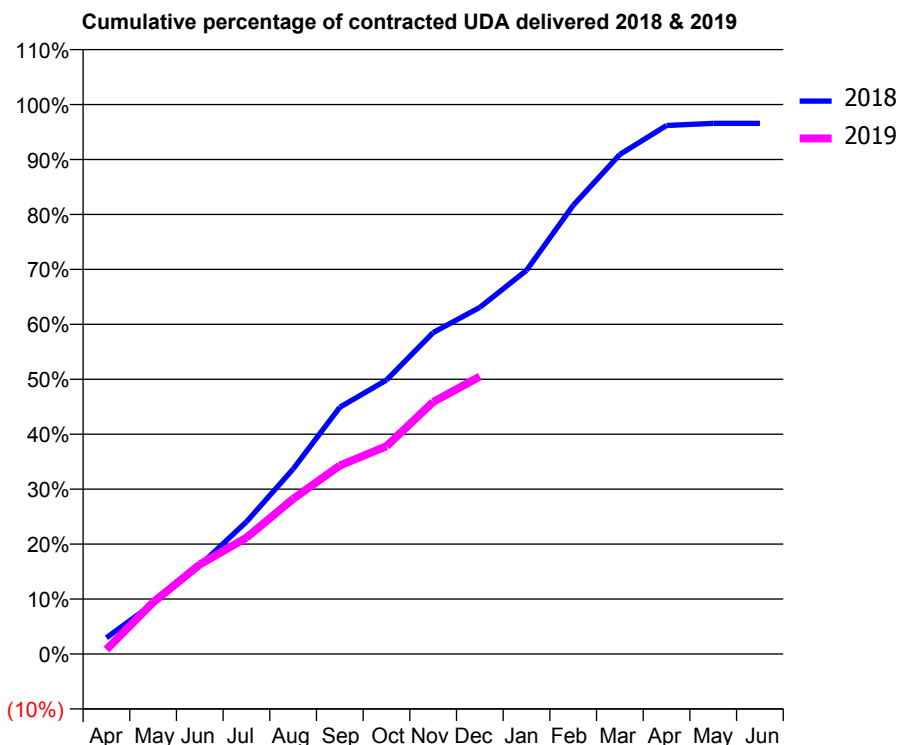
18/19 Contracted general activity (UDA)	4,022
Carry forward general activity (UDA)	138
18/19 Contracted orthodontic activity (UOA)	0
Carry forward orthodontic activity (UOA)	0
Baseline contract value	£122,455.75

ACCESS*

Patients seen in 24 months	Total	Change since previous quarter
Quarter ending December 2017	1,160	
Quarter ending March 2018	1,231	↑
Quarter ending June 2018	1,264	↑
Quarter ending September 2018	1,235	↓
Quarter ending December 2018	1,225	→
Variance since December 2017	5.6%	↑



ACTIVITY



Adjusted Scheduled Activity (UDA)		
Month	2018	2019
April	119	33
May	369	378
June	648	655
July	968	852
August	1,354	1,135
September	1,806	1,380
October	2,005	1,521
November	2,353	1,845
December	2,537	2,031
January	2,808	
February	3,283	
March	3,657	
April	3,869	
May	3,884	
June	3,884	

QUALITY

	Quantity	Base Number	Contract	AT	Region	England
% of FP17s for the same patient ID Re-attending within 3 months - Children	64	598	10.7%	10.8%	11.6%	11.8%
% of FP17s for the same patient ID Re-attending within 3 months - Adults	58	634	9.1%	14.0%	15.1%	15.6%
% of FP17s for the same patient ID Re-attending between 3 & 9 months - Children	348	598	58.2%	59.8%	59.9%	58.8%
% of FP17s for the same patient ID Re-attending between 3 & 9 months - Adults	272	634	42.9%	49.4%	52.0%	51.0%
% of FP17s for Band 1 Urgent Courses	53	1,140	4.6%	9.0%	8.0%	9.0%
% of FP17s Relating to Free Repair or Replacements	5	1,140	0.4%	0.7%	0.8%	0.8%
% of FP17s Relating to Continuations	28	1,140	2.5%	1.0%	0.9%	0.9%
% of Patients satisfied with the dentistry they have received	0	0	N/A	93.7%	93.6%	93.2%
% of Patients satisfied with the time they had to wait for an appointment	0	0	N/A	86.8%	88.6%	88.3%

* This is based on patients treated on this contract for their most recent course of treatment. Figures in italics indicate the base number of FP17s or Patient Questionnaire responses are less than 100. N/A is shown where the base number of responses is less than 10 during the period. % is calculated as Quantity/Base number*100

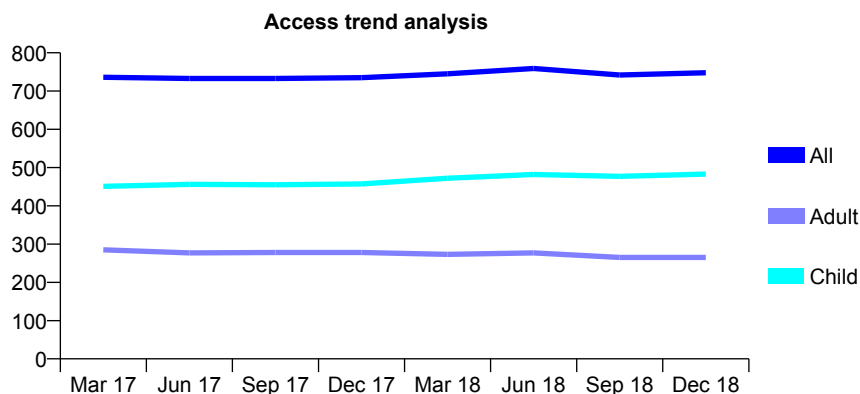
Q56 - Vital Signs At a Glance Contract Report for 233129/0001 - December 2018

Name or company name	MR RF TILLY
Contract type name	GDS Contract
Purpose of contract	General
Contract start date	01/04/2006
Contract end date	

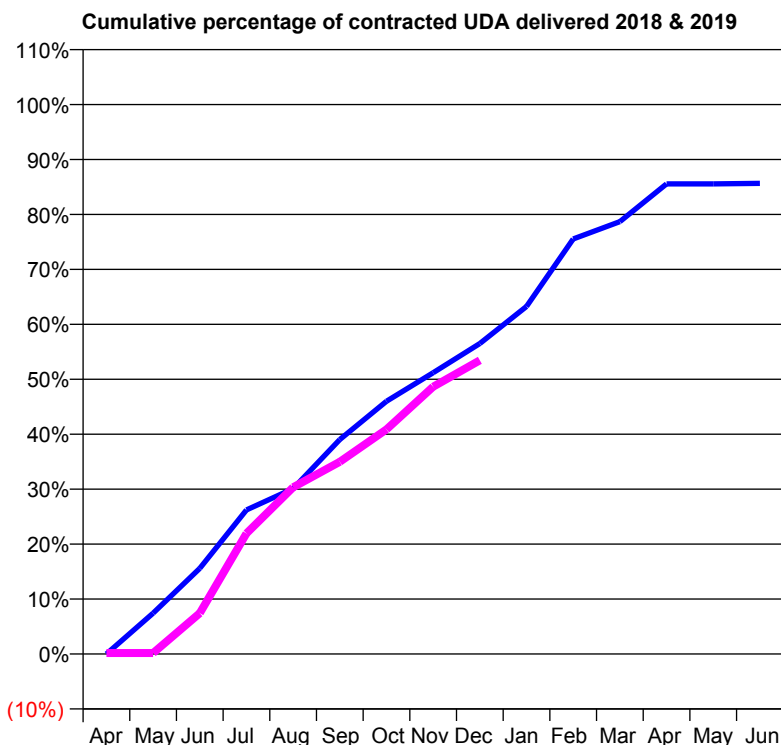
18/19 Contracted general activity (UDA)	1,750
Carry forward general activity (UDA)	0
18/19 Contracted orthodontic activity (UOA)	0
Carry forward orthodontic activity (UOA)	0
Baseline contract value	£38,111.88

ACCESS*

Patients seen in 24 months	Total	Change since previous quarter
Quarter ending December 2017	735	
Quarter ending March 2018	745	→
Quarter ending June 2018	759	→
Quarter ending September 2018	742	↓
Quarter ending December 2018	748	→
Variance since December 2017	1.8%	→



ACTIVITY



Month	Adjusted Scheduled Activity (UDA)	
	2018	2019
April	0	3
May	130	3
June	273	130
July	459	384
August	527	531
September	683	612
October	805	715
November	896	851
December	989	935
January	1,107	
February	1,322	
March	1,377	
April	1,497	
May	1,497	
June	1,499	

QUALITY

	Quantity	Base Number	Contract	AT	Region	England
% of FP17s for the same patient ID Re-attending within 3 months - Children	18	538	3.3%	10.8%	11.6%	11.8%
% of FP17s for the same patient ID Re-attending within 3 months - Adults	24	217	11.1%	14.0%	15.1%	15.6%
% of FP17s for the same patient ID Re-attending between 3 & 9 months - Children	364	538	67.7%	59.8%	59.9%	58.8%
% of FP17s for the same patient ID Re-attending between 3 & 9 months - Adults	139	217	64.1%	49.4%	52.0%	51.0%
% of FP17s for Band 1 Urgent Courses	1	668	0.1%	9.0%	8.0%	9.0%
% of FP17s Relating to Free Repair or Replacements	0	668	0.0%	0.7%	0.8%	0.8%
% of FP17s Relating to Continuations	0	668	0.0%	1.0%	0.9%	0.9%
% of Patients satisfied with the dentistry they have received	0	0	N/A	93.7%	93.6%	93.2%
% of Patients satisfied with the time they had to wait for an appointment	0	0	N/A	86.8%	88.6%	88.3%

* This is based on patients treated on this contract for their most recent course of treatment. Figures in italics indicate the base number of FP17s or Patient Questionnaire responses are less than 100. N/A is shown where the base number of responses is less than 10 during the period. % is calculated as Quantity/Base number*100

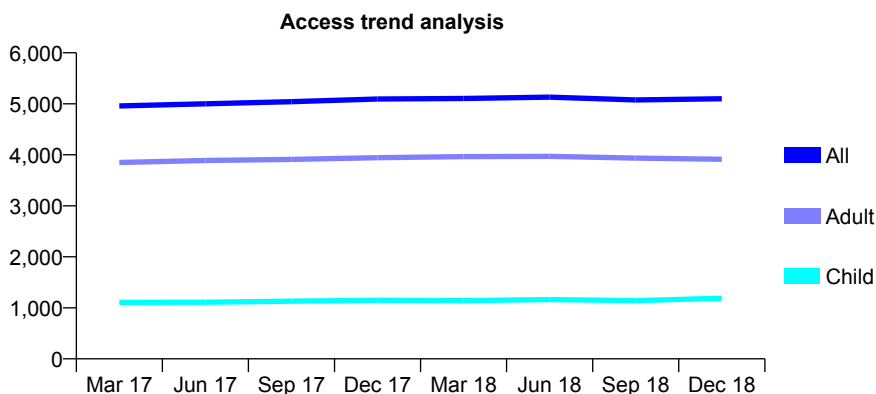
Q56 - Vital Signs At a Glance Contract Report for 244333/0002 - December 2018

Name or company name	MR H MORILLO-GONZALES DE V
Contract type name	GDS Contract
Purpose of contract	General
Contract start date	16/09/2008
Contract end date	

18/19 Contracted general activity (UDA)	14,224
Carry forward general activity (UDA)	0
18/19 Contracted orthodontic activity (UOA)	0
Carry forward orthodontic activity (UOA)	0
Baseline contract value	£366,370.62

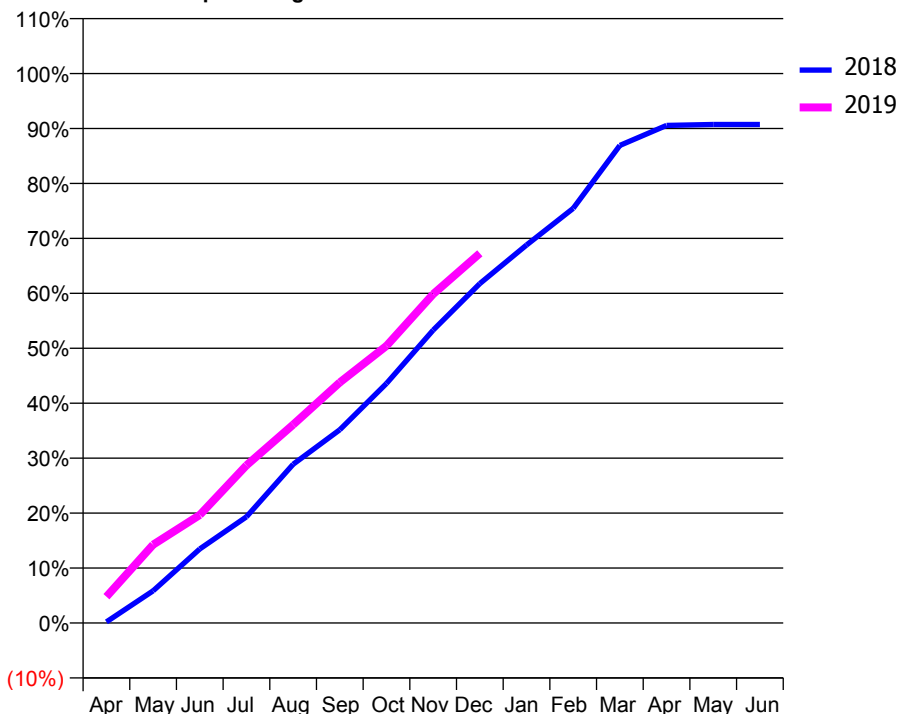
ACCESS*

Patients seen in 24 months	Total	Change since previous quarter
Quarter ending December 2017	5,094	
Quarter ending March 2018	5,105	→
Quarter ending June 2018	5,132	→
Quarter ending September 2018	5,076	↓
Quarter ending December 2018	5,099	→
Variance since December 2017	0.1%	→



ACTIVITY

Cumulative percentage of contracted UDA delivered 2018 & 2019



Month	Adjusted Scheduled Activity (UDA)	
	2018	2019
April	30	680
May	834	2,027
June	1,918	2,797
July	2,750	4,083
August	4,109	5,133
September	5,005	6,228
October	6,203	7,174
November	7,582	8,513
December	8,785	9,569
January	9,782	
February	10,735	
March	12,364	
April	12,879	
May	12,905	
June	12,905	

QUALITY

	Quantity	Base Number	Contract	AT	Region	England
% of FP17s for the same patient ID Re-attending within 3 months - Children	87	1,502	5.8%	10.8%	11.6%	11.8%
% of FP17s for the same patient ID Re-attending within 3 months - Adults	488	4,097	11.9%	14.0%	15.1%	15.6%
% of FP17s for the same patient ID Re-attending between 3 & 9 months - Children	967	1,502	64.4%	59.8%	59.9%	58.8%
% of FP17s for the same patient ID Re-attending between 3 & 9 months - Adults	2,187	4,097	53.4%	49.4%	52.0%	51.0%
% of FP17s for Band 1 Urgent Courses	411	4,784	8.6%	9.0%	8.0%	9.0%
% of FP17s Relating to Free Repair or Replacements	24	4,784	0.5%	0.7%	0.8%	0.8%
% of FP17s Relating to Continuations	72	4,784	1.5%	1.0%	0.9%	0.9%
% of Patients satisfied with the dentistry they have received	5	5	N/A	93.7%	93.6%	93.2%
% of Patients satisfied with the time they had to wait for an appointment	3	5	N/A	86.8%	88.6%	88.3%

* This is based on patients treated on this contract for their most recent course of treatment. Figures in italics indicate the base number of FP17s or Patient Questionnaire responses are less than 100. N/A is shown where the base number of responses is less than 10 during the period. % is calculated as Quantity/Base number*100

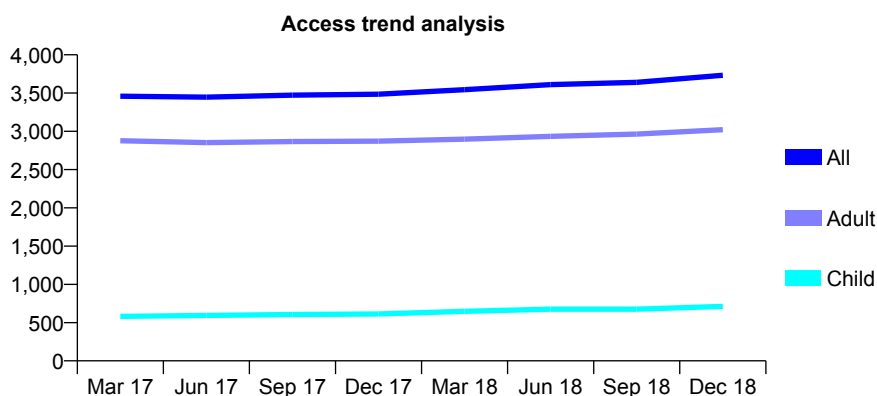
Q56 - Vital Signs At a Glance Contract Report for 245887/0001 - December 2018

Name or company name	MS CA FROST
Contract type name	PDS Contract
Purpose of contract	General
Contract start date	01/08/2014
Contract end date	31/07/2019

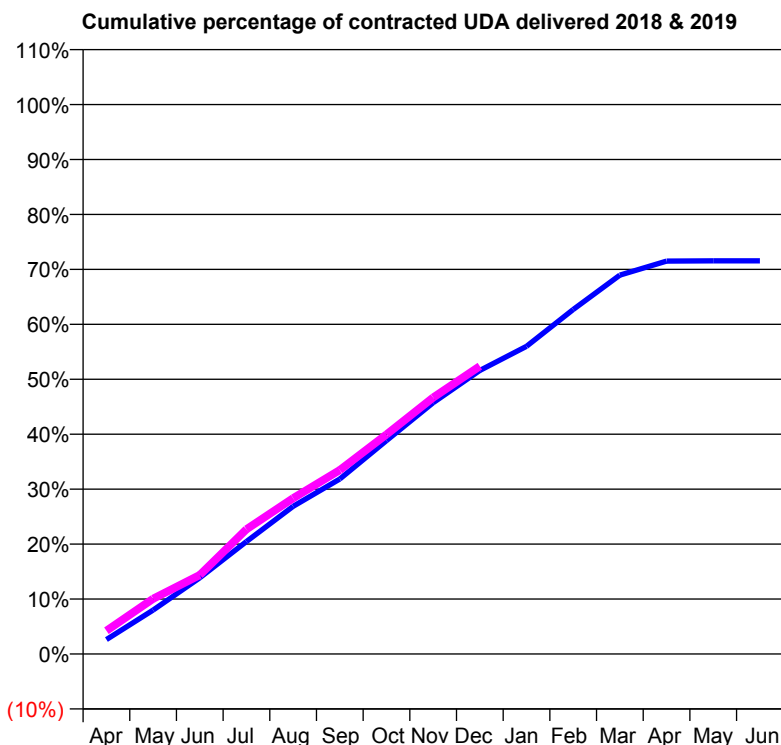
18/19 Contracted general activity (UDA)	14,750
Carry forward general activity (UDA)	0
18/19 Contracted orthodontic activity (UOA)	0
Carry forward orthodontic activity (UOA)	0
Baseline contract value	£441,176.01

ACCESS*

Patients seen in 24 months	Total	Change since previous quarter
Quarter ending December 2017	3,485	
Quarter ending March 2018	3,545	→
Quarter ending June 2018	3,610	→
Quarter ending September 2018	3,640	→
Quarter ending December 2018	3,733	↑
Variance since December 2017	7.1%	↑



ACTIVITY



Month	Adjusted Scheduled Activity (UDA)	
	2018	2019
April	387	623
May	1,178	1,483
June	2,045	2,121
July	3,021	3,347
August	3,964	4,181
September	4,699	4,938
October	5,727	5,895
November	6,744	6,884
December	7,613	7,726
January	8,259	
February	9,248	
March	10,172	
April	10,548	
May	10,554	
June	10,554	

QUALITY

	Quantity	Base Number	Contract	AT	Region	England
% of FP17s for the same patient ID Re-attending within 3 months - Children	52	771	6.7%	10.8%	11.6%	11.8%
% of FP17s for the same patient ID Re-attending within 3 months - Adults	466	3,262	14.3%	14.0%	15.1%	15.6%
% of FP17s for the same patient ID Re-attending between 3 & 9 months - Children	445	771	57.7%	59.8%	59.9%	58.8%
% of FP17s for the same patient ID Re-attending between 3 & 9 months - Adults	1,588	3,262	48.7%	49.4%	52.0%	51.0%
% of FP17s for Band 1 Urgent Courses	436	3,816	11.4%	9.0%	8.0%	9.0%
% of FP17s Relating to Free Repair or Replacements	11	3,816	0.3%	0.7%	0.8%	0.8%
% of FP17s Relating to Continuations	47	3,816	1.2%	1.0%	0.9%	0.9%
% of Patients satisfied with the dentistry they have received	2	2	N/A	93.7%	93.6%	93.2%
% of Patients satisfied with the time they had to wait for an appointment	2	2	N/A	86.8%	88.6%	88.3%

* This is based on patients treated on this contract for their most recent course of treatment. Figures in italics indicate the base number of FP17s or Patient Questionnaire responses are less than 100. N/A is shown where the base number of responses is less than 10 during the period. % is calculated as Quantity/Base number*100

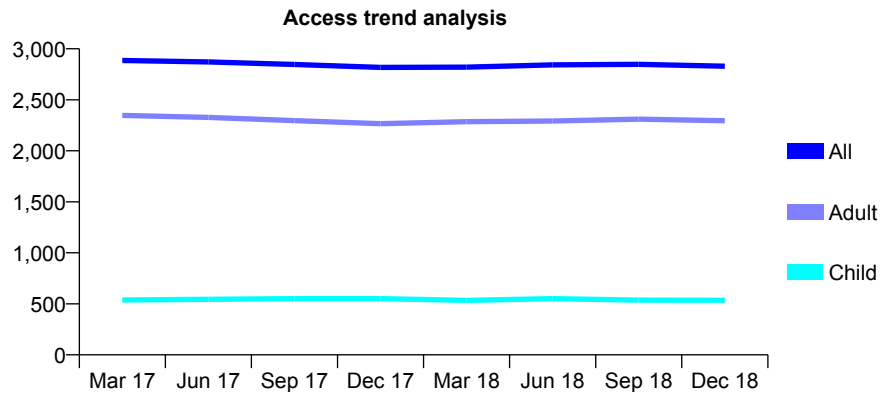
Q56 - Vital Signs At a Glance Contract Report for 248940/0003 - December 2018

Name or company name	MR SR PATEL
Contract type name	GDS Contract
Purpose of contract	General
Contract start date	01/04/2013
Contract end date	

18/19 Contracted general activity (UDA)	5,810
Carry forward general activity (UDA)	0
18/19 Contracted orthodontic activity (UOA)	0
Carry forward orthodontic activity (UOA)	0
Baseline contract value	£139,837.70

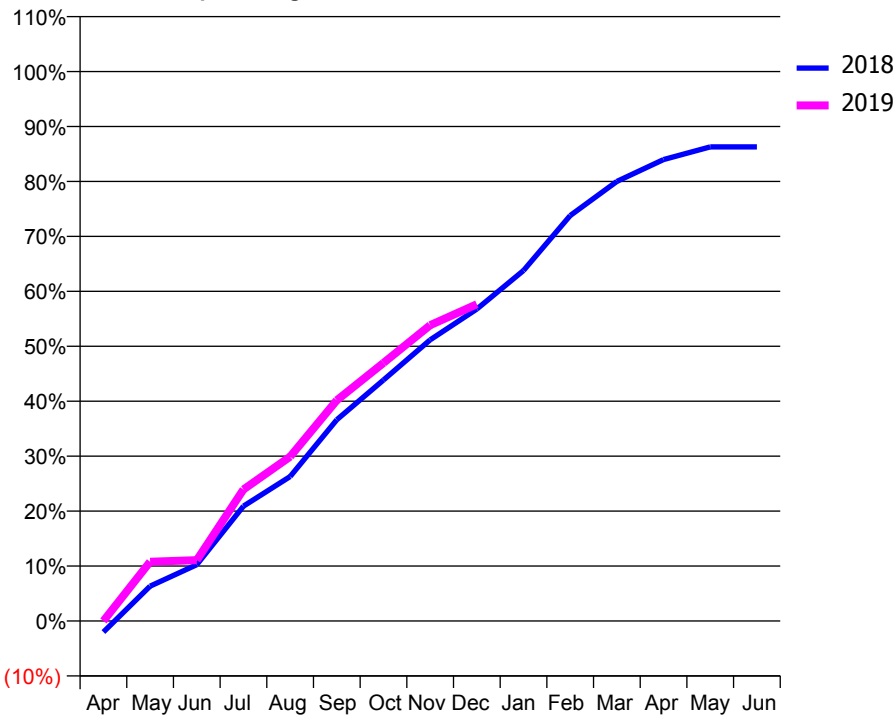
ACCESS*

Patients seen in 24 months	Total	Change since previous quarter
Quarter ending December 2017	2,817	
Quarter ending March 2018	2,820	→
Quarter ending June 2018	2,843	→
Quarter ending September 2018	2,848	→
Quarter ending December 2018	2,830	→
Variance since December 2017	0.5%	→



ACTIVITY

Cumulative percentage of contracted UDA delivered 2018 & 2019



Month	Adjusted Scheduled Activity (UDA)	
	2018	2019
April	-118	0
May	368	627
June	595	644
July	1,215	1,391
August	1,528	1,738
September	2,129	2,334
October	2,549	2,729
November	2,973	3,127
December	3,299	3,349
January	3,705	
February	4,286	
March	4,648	
April	4,879	
May	5,013	
June	5,013	

QUALITY

	Quantity	Base Number	Contract	AT	Region	England
% of FP17s for the same patient ID Re-attending within 3 months - Children	20	597	3.4%	10.8%	11.6%	11.8%
% of FP17s for the same patient ID Re-attending within 3 months - Adults	98	1,749	5.6%	14.0%	15.1%	15.6%
% of FP17s for the same patient ID Re-attending between 3 & 9 months - Children	413	597	69.2%	59.8%	59.9%	58.8%
% of FP17s for the same patient ID Re-attending between 3 & 9 months - Adults	385	1,749	22.0%	49.4%	52.0%	51.0%
% of FP17s for Band 1 Urgent Courses	36	2,110	1.7%	9.0%	8.0%	9.0%
% of FP17s Relating to Free Repair or Replacements	0	2,110	0.0%	0.7%	0.8%	0.8%
% of FP17s Relating to Continuations	12	2,110	0.6%	1.0%	0.9%	0.9%
% of Patients satisfied with the dentistry they have received	1	1	N/A	93.7%	93.6%	93.2%
% of Patients satisfied with the time they had to wait for an appointment	1	1	N/A	86.8%	88.6%	88.3%

* This is based on patients treated on this contract for their most recent course of treatment. Figures in italics indicate the base number of FP17s or Patient Questionnaire responses are less than 100. N/A is shown where the base number of responses is less than 10 during the period. % is calculated as Quantity/Base number*100

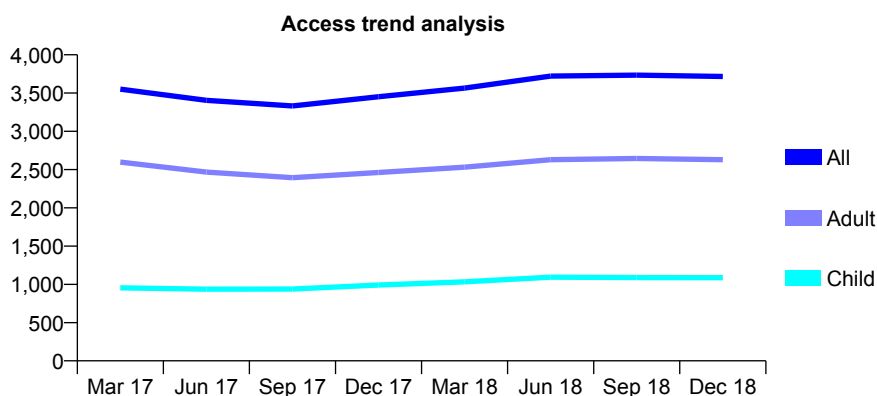
Q56 - Vital Signs At a Glance Contract Report for 257257/0002 - December 2018

Name or company name	MR JJ VILJOEN
Contract type name	PDS Contract
Purpose of contract	General
Contract start date	01/02/2010
Contract end date	31/03/2019

18/19 Contracted general activity (UDA)	9,942
Carry forward general activity (UDA)	0
18/19 Contracted orthodontic activity (UOA)	0
Carry forward orthodontic activity (UOA)	0
Baseline contract value	£253,123.10

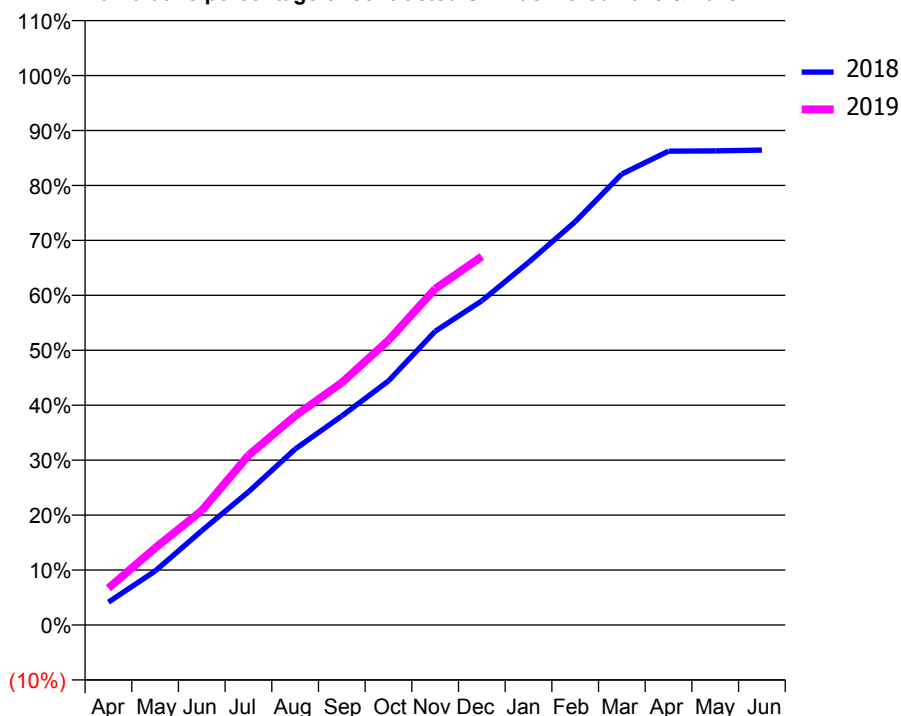
ACCESS*

Patients seen in 24 months	Total	Change since previous quarter
Quarter ending December 2017	3,452	
Quarter ending March 2018	3,565	↑
Quarter ending June 2018	3,722	↑
Quarter ending September 2018	3,734	→
Quarter ending December 2018	3,716	→
Variance since December 2017	7.6%	↑



ACTIVITY

Cumulative percentage of contracted UDA delivered 2018 & 2019



Adjusted Scheduled Activity (UDA)

Month	2018	2019
April	414	667
May	975	1,392
June	1,706	2,071
July	2,409	3,069
August	3,184	3,783
September	3,781	4,384
October	4,417	5,153
November	5,313	6,083
December	5,865	6,666
January	6,561	
February	7,296	
March	8,160	
April	8,573	
May	8,578	
June	8,592	

QUALITY

	Quantity	Base Number	Contract	AT	Region	England
% of FP17s for the same patient ID Re-attending within 3 months - Children	56	1,287	4.4%	10.8%	11.6%	11.8%
% of FP17s for the same patient ID Re-attending within 3 months - Adults	326	3,026	10.8%	14.0%	15.1%	15.6%
% of FP17s for the same patient ID Re-attending between 3 & 9 months - Children	814	1,287	63.2%	59.8%	59.9%	58.8%
% of FP17s for the same patient ID Re-attending between 3 & 9 months - Adults	1,877	3,026	62.0%	49.4%	52.0%	51.0%
% of FP17s for Band 1 Urgent Courses	281	4,053	6.9%	9.0%	8.0%	9.0%
% of FP17s Relating to Free Repair or Replacements	12	4,053	0.3%	0.7%	0.8%	0.8%
% of FP17s Relating to Continuations	4	4,053	0.1%	1.0%	0.9%	0.9%
% of Patients satisfied with the dentistry they have received	1	1	N/A	93.7%	93.6%	93.2%
% of Patients satisfied with the time they had to wait for an appointment	1	1	N/A	86.8%	88.6%	88.3%

* This is based on patients treated on this contract for their most recent course of treatment. Figures in italics indicate the base number of FP17s or Patient Questionnaire responses are less than 100. N/A is shown where the base number of responses is less than 10 during the period. % is calculated as Quantity/Base number*100

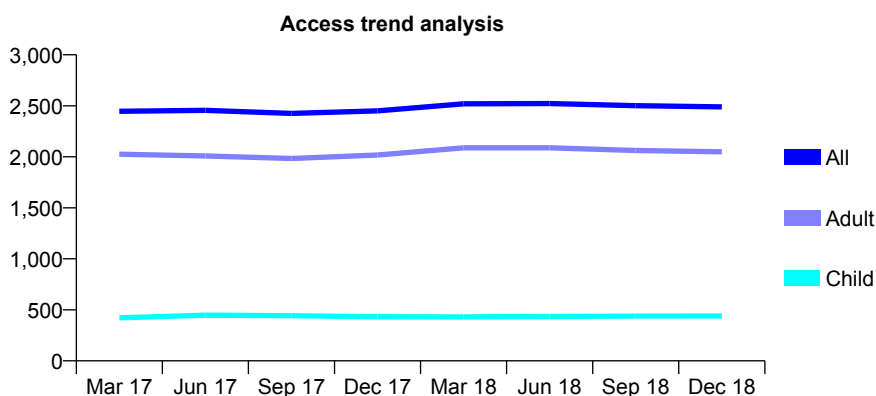
Q56 - Vital Signs At a Glance Contract Report for 258083/0001 - December 2018

Name or company name	MR AA KHODADADIAN
Contract type name	GDS Contract
Purpose of contract	General
Contract start date	01/04/2006
Contract end date	

18/19 Contracted general activity (UDA)	7,400
Carry forward general activity (UDA)	0
18/19 Contracted orthodontic activity (UOA)	0
Carry forward orthodontic activity (UOA)	0
Baseline contract value	£188,406.43

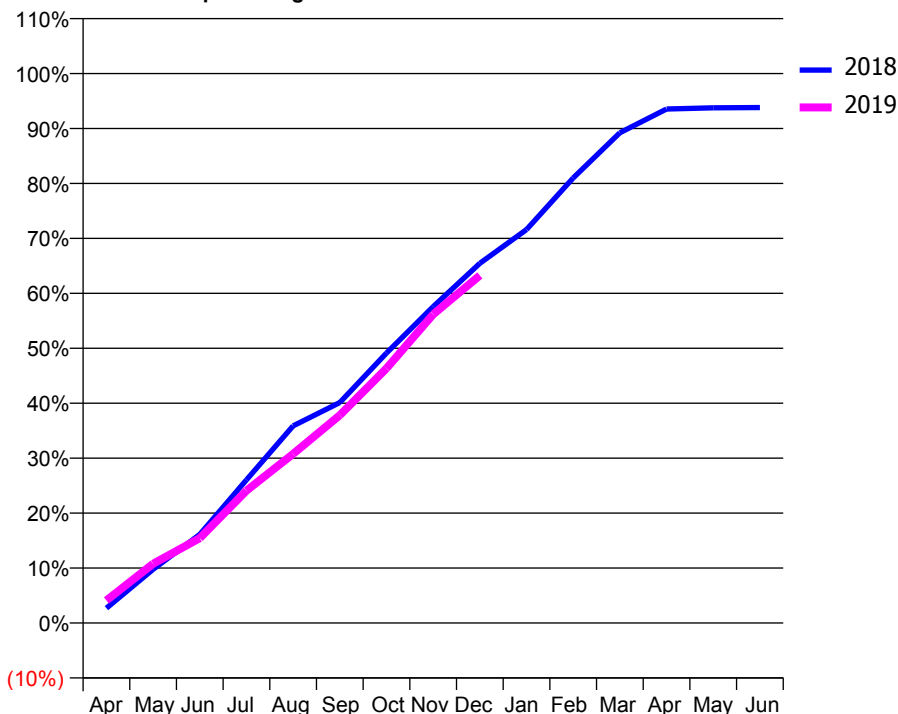
ACCESS*

Patients seen in 24 months	Total	Change since previous quarter
Quarter ending December 2017	2,450	
Quarter ending March 2018	2,519	↑
Quarter ending June 2018	2,522	→
Quarter ending September 2018	2,501	→
Quarter ending December 2018	2,489	→
Variance since December 2017	1.6%	→



ACTIVITY

Cumulative percentage of contracted UDA delivered 2018 & 2019



Month	Adjusted Scheduled Activity (UDA)	
	2018	2019
April	200	304
May	723	799
June	1,193	1,142
July	1,928	1,783
August	2,655	2,279
September	2,970	2,799
October	3,635	3,429
November	4,261	4,156
December	4,843	4,680
January	5,299	
February	5,993	
March	6,601	
April	6,922	
May	6,938	
June	6,941	

QUALITY

	Quantity	Base Number	Contract	AT	Region	England
% of FP17s for the same patient ID Re-attending within 3 months - Children	18	435	4.1%	10.8%	11.6%	11.8%
% of FP17s for the same patient ID Re-attending within 3 months - Adults	239	2,042	11.7%	14.0%	15.1%	15.6%
% of FP17s for the same patient ID Re-attending between 3 & 9 months - Children	195	435	44.8%	59.8%	59.9%	58.8%
% of FP17s for the same patient ID Re-attending between 3 & 9 months - Adults	972	2,042	47.6%	49.4%	52.0%	51.0%
% of FP17s for Band 1 Urgent Courses	149	2,347	6.3%	9.0%	8.0%	9.0%
% of FP17s Relating to Free Repair or Replacements	13	2,347	0.6%	0.7%	0.8%	0.8%
% of FP17s Relating to Continuations	25	2,347	1.1%	1.0%	0.9%	0.9%
% of Patients satisfied with the dentistry they have received	6	6	N/A	93.7%	93.6%	93.2%
% of Patients satisfied with the time they had to wait for an appointment	5	6	N/A	86.8%	88.6%	88.3%

* This is based on patients treated on this contract for their most recent course of treatment. Figures in italics indicate the base number of FP17s or Patient Questionnaire responses are less than 100. N/A is shown where the base number of responses is less than 10 during the period. % is calculated as Quantity/Base number*100

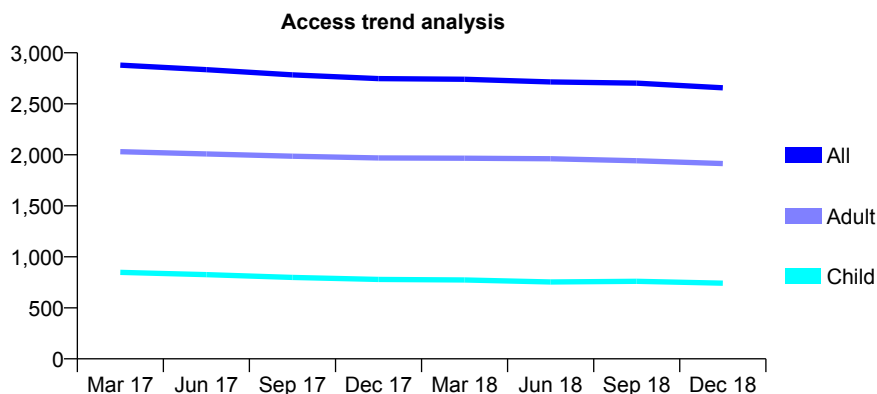
Q56 - Vital Signs At a Glance Contract Report for 258229/0001 - December 2018

Name or company name	MR S KORDANY
Contract type name	GDS Contract
Purpose of contract	General
Contract start date	01/04/2006
Contract end date	

18/19 Contracted general activity (UDA)	8,000
Carry forward general activity (UDA)	0
18/19 Contracted orthodontic activity (UOA)	0
Carry forward orthodontic activity (UOA)	0
Baseline contract value	£198,529.20

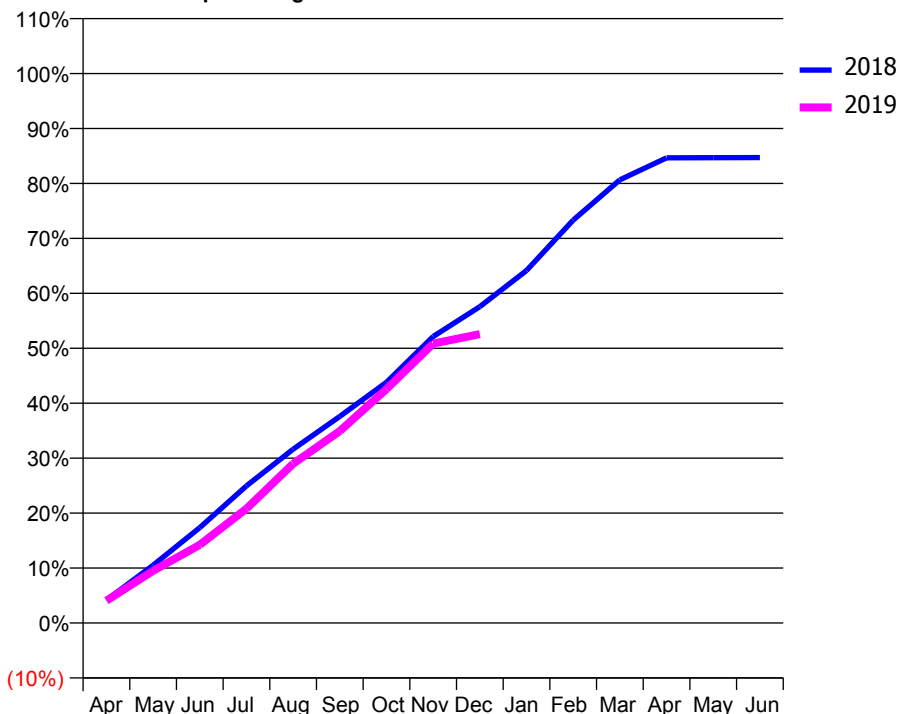
ACCESS*

Patients seen in 24 months	Total	Change since previous quarter
Quarter ending December 2017	2,747	
Quarter ending March 2018	2,740	→
Quarter ending June 2018	2,714	→
Quarter ending September 2018	2,702	→
Quarter ending December 2018	2,657	↓
Variance since December 2017	(3.3%)	↓



ACTIVITY

Cumulative percentage of contracted UDA delivered 2018 & 2019



Month	Adjusted Scheduled Activity (UDA)	
	2018	2019
April	336	324
May	842	759
June	1,388	1,139
July	1,997	1,664
August	2,531	2,319
September	3,008	2,795
October	3,505	3,406
November	4,171	4,068
December	4,606	4,206
January	5,132	
February	5,865	
March	6,452	
April	6,772	
May	6,774	
June	6,777	

QUALITY

	Quantity	Base Number	Contract	AT	Region	England
% of FP17s for the same patient ID Re-attending within 3 months - Children	36	753	4.8%	10.8%	11.6%	11.8%
% of FP17s for the same patient ID Re-attending within 3 months - Adults	241	1,982	12.2%	14.0%	15.1%	15.6%
% of FP17s for the same patient ID Re-attending between 3 & 9 months - Children	512	753	68.0%	59.8%	59.9%	58.8%
% of FP17s for the same patient ID Re-attending between 3 & 9 months - Adults	1,316	1,982	66.4%	49.4%	52.0%	51.0%
% of FP17s for Band 1 Urgent Courses	132	2,582	5.1%	9.0%	8.0%	9.0%
% of FP17s Relating to Free Repair or Replacements	23	2,582	0.9%	0.7%	0.8%	0.8%
% of FP17s Relating to Continuations	20	2,582	0.8%	1.0%	0.9%	0.9%
% of Patients satisfied with the dentistry they have received	1	1	N/A	93.7%	93.6%	93.2%
% of Patients satisfied with the time they had to wait for an appointment	1	1	N/A	86.8%	88.6%	88.3%

* This is based on patients treated on this contract for their most recent course of treatment. Figures in italics indicate the base number of FP17s or Patient Questionnaire responses are less than 100. N/A is shown where the base number of responses is less than 10 during the period. % is calculated as Quantity/Base number*100

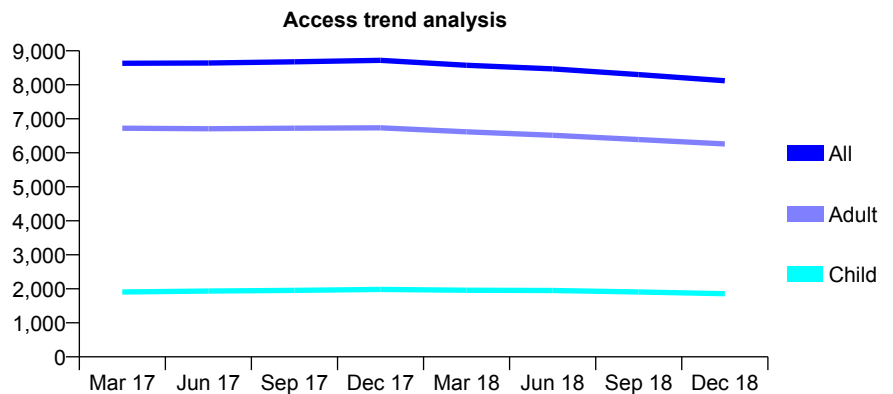
Q56 - Vital Signs At a Glance Contract Report for 262080/0002 - December 2018

Name or company name	MR A KHANI
Contract type name	Pilot Contract
Purpose of contract	General
Contract start date	01/06/2006
Contract end date	

18/19 Contracted general activity (UDA)	27,000
Carry forward general activity (UDA)	0
18/19 Contracted orthodontic activity (UOA)	0
Carry forward orthodontic activity (UOA)	0
Baseline contract value	£661,930.42

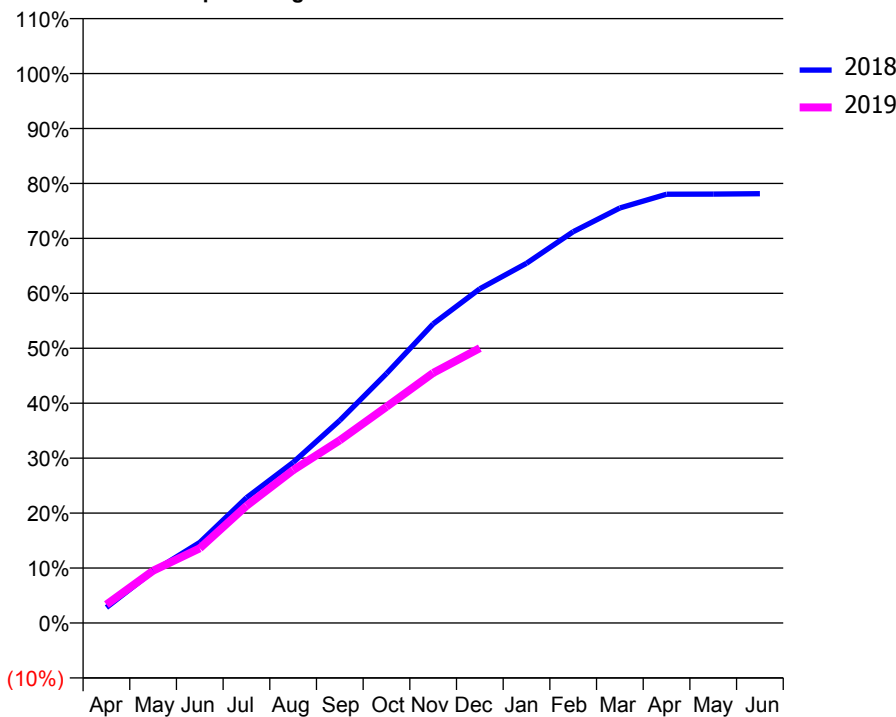
ACCESS*

Patients seen in 24 months	Total	Change since previous quarter
Quarter ending December 2017	8,719	
Quarter ending March 2018	8,575	↓
Quarter ending June 2018	8,468	↓
Quarter ending September 2018	8,299	↓
Quarter ending December 2018	8,118	↓
Variance since December 2017	(6.9%)	↓



ACTIVITY

Cumulative percentage of contracted UDA delivered 2018 & 2019



Month	Adjusted Scheduled Activity (UDA)	
	2018	2019
April	764	906
May	2,542	2,573
June	3,964	3,670
July	6,157	5,758
August	7,891	7,512
September	9,959	8,980
October	12,257	10,626
November	14,703	12,291
December	16,423	13,506
January	17,673	
February	19,225	
March	20,392	
April	21,069	
May	21,076	
June	21,094	

QUALITY

	Quantity	Base Number	Contract	AT	Region	England
% of FP17s for the same patient ID Re-attending within 3 months - Children	78	1,844	4.2%	10.8%	11.6%	11.8%
% of FP17s for the same patient ID Re-attending within 3 months - Adults	505	5,077	9.9%	14.0%	15.1%	15.6%
% of FP17s for the same patient ID Re-attending between 3 & 9 months - Children	1,108	1,844	60.1%	59.8%	59.9%	58.8%
% of FP17s for the same patient ID Re-attending between 3 & 9 months - Adults	2,225	5,077	43.8%	49.4%	52.0%	51.0%
% of FP17s for Band 1 Urgent Courses	444	6,545	6.8%	9.0%	8.0%	9.0%
% of FP17s Relating to Free Repair or Replacements	15	6,545	0.2%	0.7%	0.8%	0.8%
% of FP17s Relating to Continuations	48	6,545	0.7%	1.0%	0.9%	0.9%
% of Patients satisfied with the dentistry they have received	8	8	N/A	93.7%	93.6%	93.2%
% of Patients satisfied with the time they had to wait for an appointment	7	8	N/A	86.8%	88.6%	88.3%

* This is based on patients treated on this contract for their most recent course of treatment. Figures in italics indicate the base number of FP17s or Patient Questionnaire responses are less than 100. N/A is shown where the base number of responses is less than 10 during the period. % is calculated as Quantity/Base number*100

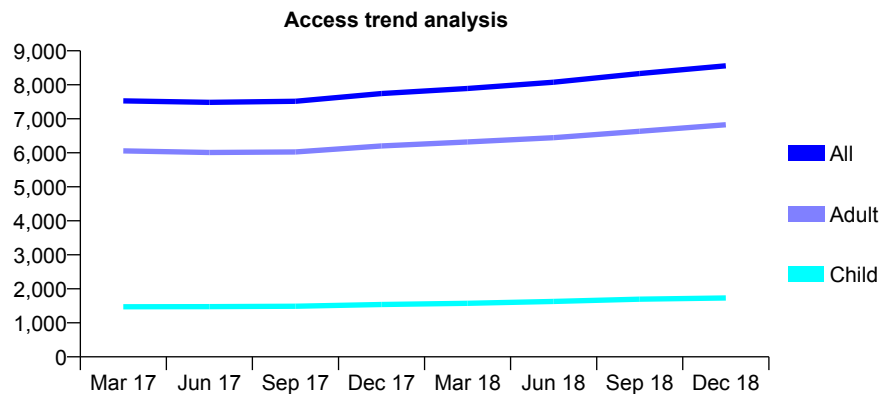
Q56 - Vital Signs At a Glance Contract Report for 263370/0001 - December 2018

Name or company name	Dr Baker & Dr. Al-Ali
Contract type name	GDS Contract
Purpose of contract	General
Contract start date	23/11/2009
Contract end date	

18/19 Contracted general activity (UDA)	22,763
Carry forward general activity (UDA)	765
18/19 Contracted orthodontic activity (UOA)	0
Carry forward orthodontic activity (UOA)	0
Baseline contract value	£528,357.88

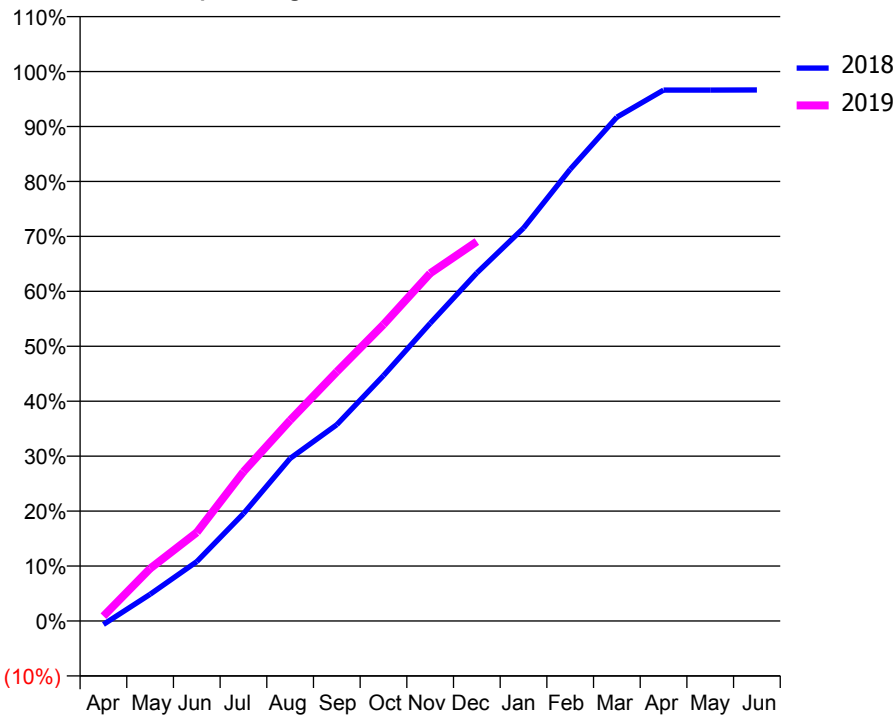
ACCESS*

Patients seen in 24 months	Total	Change since previous quarter
Quarter ending December 2017	7,742	
Quarter ending March 2018	7,894	→
Quarter ending June 2018	8,075	↑
Quarter ending September 2018	8,333	↑
Quarter ending December 2018	8,557	↑
Variance since December 2017	10.5%	↑



ACTIVITY

Cumulative percentage of contracted UDA delivered 2018 & 2019



Month	Adjusted Scheduled Activity (UDA)	
	2018	2019
April	-145	202
May	1,107	2,174
June	2,461	3,671
July	4,448	6,186
August	6,736	8,316
September	8,131	10,325
October	10,165	12,283
November	12,332	14,404
December	14,421	15,717
January	16,277	
February	18,713	
March	20,873	
April	21,992	
May	21,992	
June	21,998	

QUALITY

	Quantity	Base Number	Contract	AT	Region	England
% of FP17s for the same patient ID Re-attending within 3 months - Children	131	1,978	6.6%	10.8%	11.6%	11.8%
% of FP17s for the same patient ID Re-attending within 3 months - Adults	936	7,534	12.4%	14.0%	15.1%	15.6%
% of FP17s for the same patient ID Re-attending between 3 & 9 months - Children	1,245	1,978	62.9%	59.8%	59.9%	58.8%
% of FP17s for the same patient ID Re-attending between 3 & 9 months - Adults	4,621	7,534	61.3%	49.4%	52.0%	51.0%
% of FP17s for Band 1 Urgent Courses	532	9,115	5.8%	9.0%	8.0%	9.0%
% of FP17s Relating to Free Repair or Replacements	173	9,115	1.9%	0.7%	0.8%	0.8%
% of FP17s Relating to Continuations	64	9,115	0.7%	1.0%	0.9%	0.9%
% of Patients satisfied with the dentistry they have received	3	4	N/A	93.7%	93.6%	93.2%
% of Patients satisfied with the time they had to wait for an appointment	4	4	N/A	86.8%	88.6%	88.3%

* This is based on patients treated on this contract for their most recent course of treatment. Figures in italics indicate the base number of FP17s or Patient Questionnaire responses are less than 100. N/A is shown where the base number of responses is less than 10 during the period. % is calculated as Quantity/Base number*100

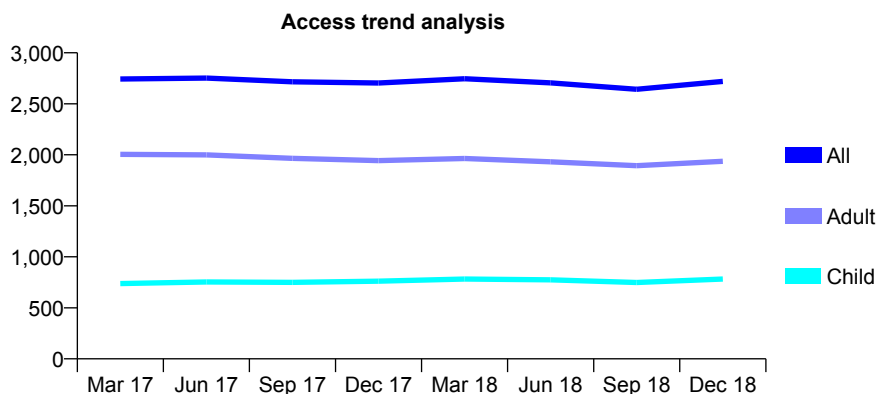
Q56 - Vital Signs At a Glance Contract Report for 264113/0001 - December 2018

Name or company name	MISS O OMOREGIE
Contract type name	GDS Contract
Purpose of contract	General
Contract start date	20/12/2007
Contract end date	

18/19 Contracted general activity (UDA)	6,666
Carry forward general activity (UDA)	124
18/19 Contracted orthodontic activity (UOA)	0
Carry forward orthodontic activity (UOA)	0
Baseline contract value	£182,821.26

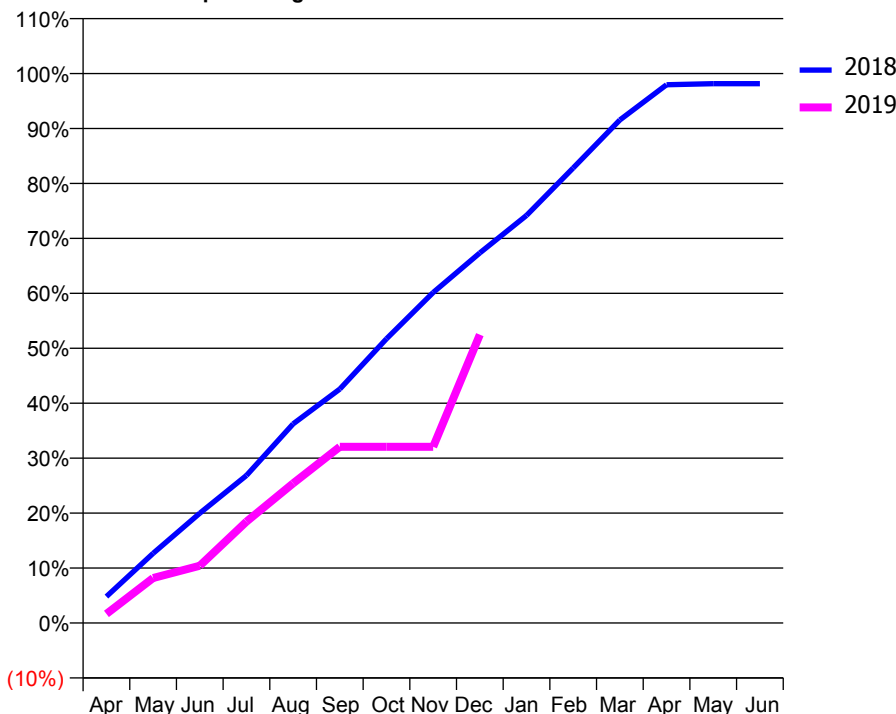
ACCESS*

Patients seen in 24 months	Total	Change since previous quarter
Quarter ending December 2017	2,704	
Quarter ending March 2018	2,746	→
Quarter ending June 2018	2,705	↓
Quarter ending September 2018	2,642	↓
Quarter ending December 2018	2,720	↑
Variance since December 2017	0.6%	→



ACTIVITY

Cumulative percentage of contracted UDA delivered 2018 & 2019



Month	Adjusted Scheduled Activity (UDA)	
	2018	2019
April	321	111
May	845	546
June	1,332	694
July	1,790	1,231
August	2,415	1,695
September	2,838	2,138
October	3,449	2,138
November	4,010	2,138
December	4,489	3,498
January	4,944	
February	5,520	
March	6,103	
April	6,530	
May	6,542	
June	6,542	

QUALITY

	Quantity	Base Number	Contract	AT	Region	England
% of FP17s for the same patient ID Re-attending within 3 months - Children	53	769	6.9%	10.8%	11.6%	11.8%
% of FP17s for the same patient ID Re-attending within 3 months - Adults	223	1,771	12.6%	14.0%	15.1%	15.6%
% of FP17s for the same patient ID Re-attending between 3 & 9 months - Children	471	769	61.2%	59.8%	59.9%	58.8%
% of FP17s for the same patient ID Re-attending between 3 & 9 months - Adults	1,046	1,771	59.1%	49.4%	52.0%	51.0%
% of FP17s for Band 1 Urgent Courses	108	2,357	4.6%	9.0%	8.0%	9.0%
% of FP17s Relating to Free Repair or Replacements	21	2,357	0.9%	0.7%	0.8%	0.8%
% of FP17s Relating to Continuations	64	2,357	2.7%	1.0%	0.9%	0.9%
% of Patients satisfied with the dentistry they have received	0	0	N/A	93.7%	93.6%	93.2%
% of Patients satisfied with the time they had to wait for an appointment	0	0	N/A	86.8%	88.6%	88.3%

* This is based on patients treated on this contract for their most recent course of treatment. Figures in italics indicate the base number of FP17s or Patient Questionnaire responses are less than 100. N/A is shown where the base number of responses is less than 10 during the period. % is calculated as Quantity/Base number*100

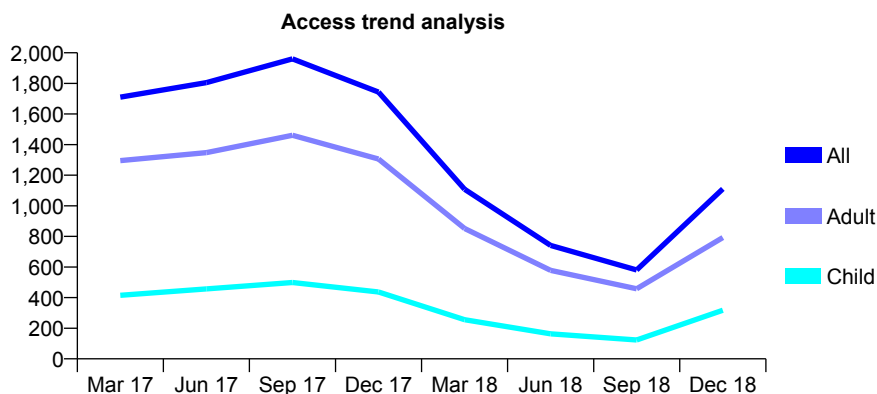
Q56 - Vital Signs At a Glance Contract Report for 277932/0002 - December 2018

Name or company name	MR IO OSHIGA
Contract type name	GDS Contract
Purpose of contract	General
Contract start date	01/04/2012
Contract end date	

18/19 Contracted general activity (UDA)	4,320
Carry forward general activity (UDA)	6
18/19 Contracted orthodontic activity (UOA)	0
Carry forward orthodontic activity (UOA)	0
Baseline contract value	£113,363.97

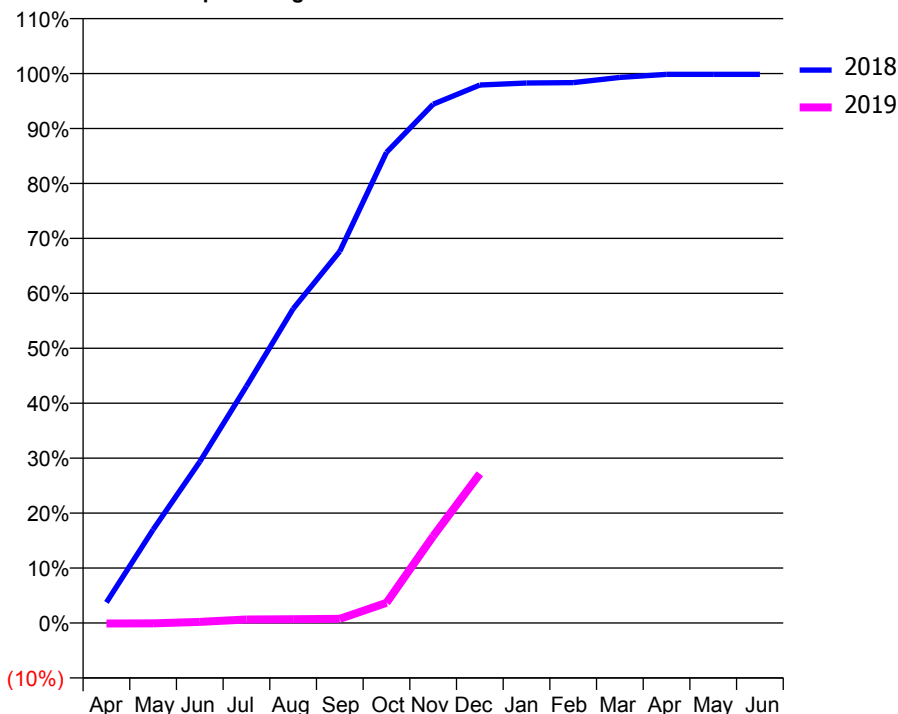
ACCESS*

Patients seen in 24 months	Total	Change since previous quarter
Quarter ending December 2017	1,743	
Quarter ending March 2018	1,108	↓
Quarter ending June 2018	741	↓
Quarter ending September 2018	581	↓
Quarter ending December 2018	1,111	↑
Variance since December 2017	(36.3%)	↓



ACTIVITY

Cumulative percentage of contracted UDA delivered 2018 & 2019



Month	Adjusted Scheduled Activity (UDA)	
	2018	2019
April	162	-5
May	734	-4
June	1,268	8
July	1,861	27
August	2,470	30
September	2,922	33
October	3,700	159
November	4,078	683
December	4,230	1,173
January	4,246	
February	4,249	
March	4,290	
April	4,314	
May	4,314	
June	4,314	

QUALITY

	Quantity	Base Number	Contract	AT	Region	England
% of FP17s for the same patient ID Re-attending within 3 months - Children	5	216	2.3%	10.8%	11.6%	11.8%
% of FP17s for the same patient ID Re-attending within 3 months - Adults	38	501	7.6%	14.0%	15.1%	15.6%
% of FP17s for the same patient ID Re-attending between 3 & 9 months - Children	2	216	0.9%	59.8%	59.9%	58.8%
% of FP17s for the same patient ID Re-attending between 3 & 9 months - Adults	12	501	2.4%	49.4%	52.0%	51.0%
% of FP17s for Band 1 Urgent Courses	56	591	9.5%	9.0%	8.0%	9.0%
% of FP17s Relating to Free Repair or Replacements	2	591	0.3%	0.7%	0.8%	0.8%
% of FP17s Relating to Continuations	7	591	1.2%	1.0%	0.9%	0.9%
% of Patients satisfied with the dentistry they have received	0	0	N/A	93.7%	93.6%	93.2%
% of Patients satisfied with the time they had to wait for an appointment	0	0	N/A	86.8%	88.6%	88.3%

* This is based on patients treated on this contract for their most recent course of treatment. Figures in italics indicate the base number of FP17s or Patient Questionnaire responses are less than 100. N/A is shown where the base number of responses is less than 10 during the period. % is calculated as Quantity/Base number*100

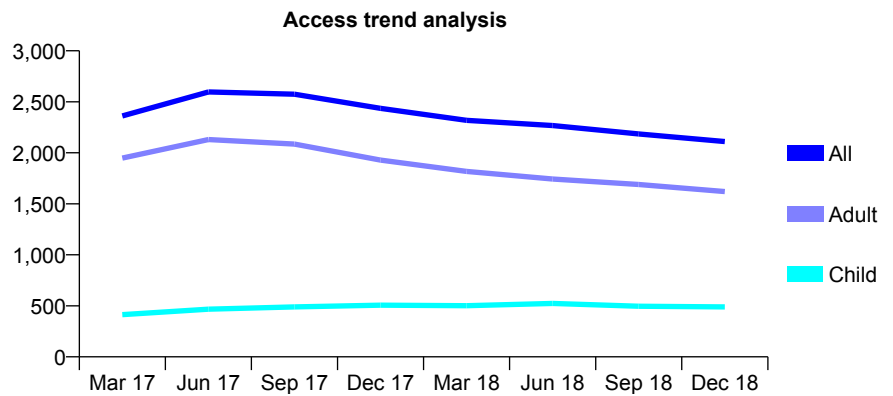
Q56 - Vital Signs At a Glance Contract Report for 282782/0001 - December 2018

Name or company name	DR J SALEH
Contract type name	GDS Contract
Purpose of contract	General
Contract start date	23/07/2015
Contract end date	

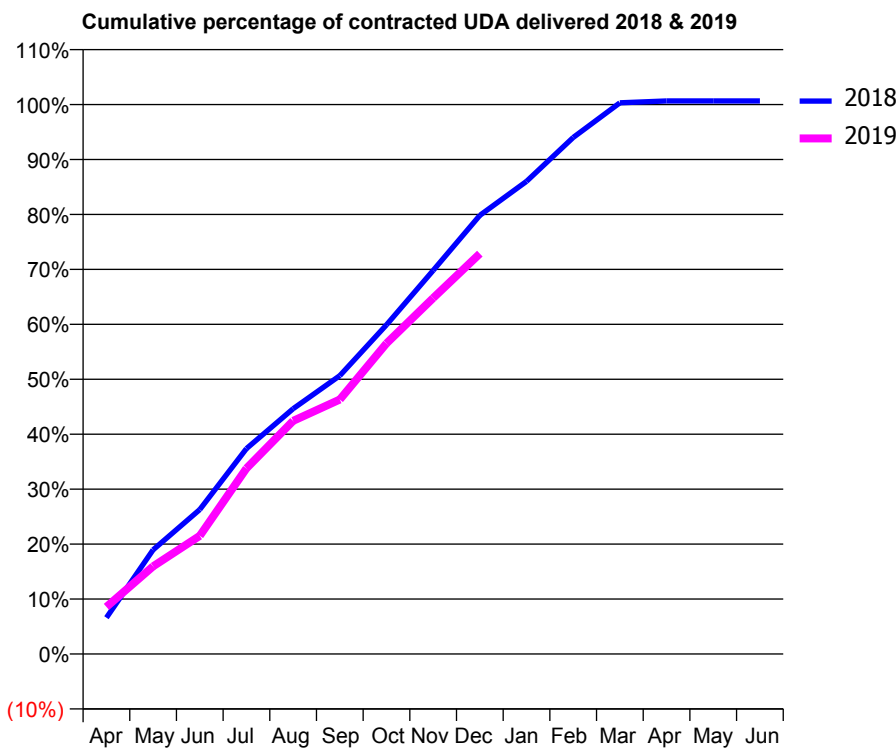
18/19 Contracted general activity (UDA)	9,575
Carry forward general activity (UDA)	-62
18/19 Contracted orthodontic activity (UOA)	0
Carry forward orthodontic activity (UOA)	0
Baseline contract value	£209,329.29

ACCESS*

Patients seen in 24 months	Total	Change since previous quarter
Quarter ending December 2017	2,436	
Quarter ending March 2018	2,318	↓
Quarter ending June 2018	2,267	↓
Quarter ending September 2018	2,185	↓
Quarter ending December 2018	2,110	↓
Variance since December 2017	(13.4%)	↓



ACTIVITY



Month	Adjusted Scheduled Activity (UDA)	
	2018	2019
April	633	822
May	1,816	1,527
June	2,518	2,059
July	3,580	3,236
August	4,275	4,064
September	4,851	4,433
October	5,735	5,413
November	6,683	6,203
December	7,643	6,977
January	8,236	
February	9,001	
March	9,605	
April	9,637	
May	9,637	
June	9,637	

QUALITY

	Quantity	Base Number	Contract	AT	Region	England
% of FP17s for the same patient ID Re-attending within 3 months - Children	49	507	9.7%	10.8%	11.6%	11.8%
% of FP17s for the same patient ID Re-attending within 3 months - Adults	152	1,606	9.5%	14.0%	15.1%	15.6%
% of FP17s for the same patient ID Re-attending between 3 & 9 months - Children	292	507	57.6%	59.8%	59.9%	58.8%
% of FP17s for the same patient ID Re-attending between 3 & 9 months - Adults	1,075	1,606	66.9%	49.4%	52.0%	51.0%
% of FP17s for Band 1 Urgent Courses	51	2,100	2.4%	9.0%	8.0%	9.0%
% of FP17s Relating to Free Repair or Replacements	23	2,100	1.1%	0.7%	0.8%	0.8%
% of FP17s Relating to Continuations	7	2,100	0.3%	1.0%	0.9%	0.9%
% of Patients satisfied with the dentistry they have received	1	1	N/A	93.7%	93.6%	93.2%
% of Patients satisfied with the time they had to wait for an appointment	1	1	N/A	86.8%	88.6%	88.3%

* This is based on patients treated on this contract for their most recent course of treatment. Figures in italics indicate the base number of FP17s or Patient Questionnaire responses are less than 100. N/A is shown where the base number of responses is less than 10 during the period. % is calculated as Quantity/Base number*100

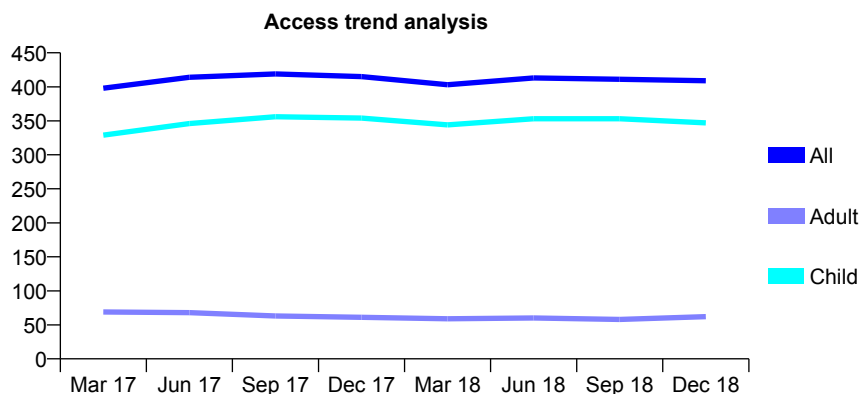
Q56 - Vital Signs At a Glance Contract Report for 299022/0001 - December 2018

Name or company name	MR G KARATZOPOULOS
Contract type name	GDS Contract
Purpose of contract	General and Orthodontic
Contract start date	01/08/2012
Contract end date	

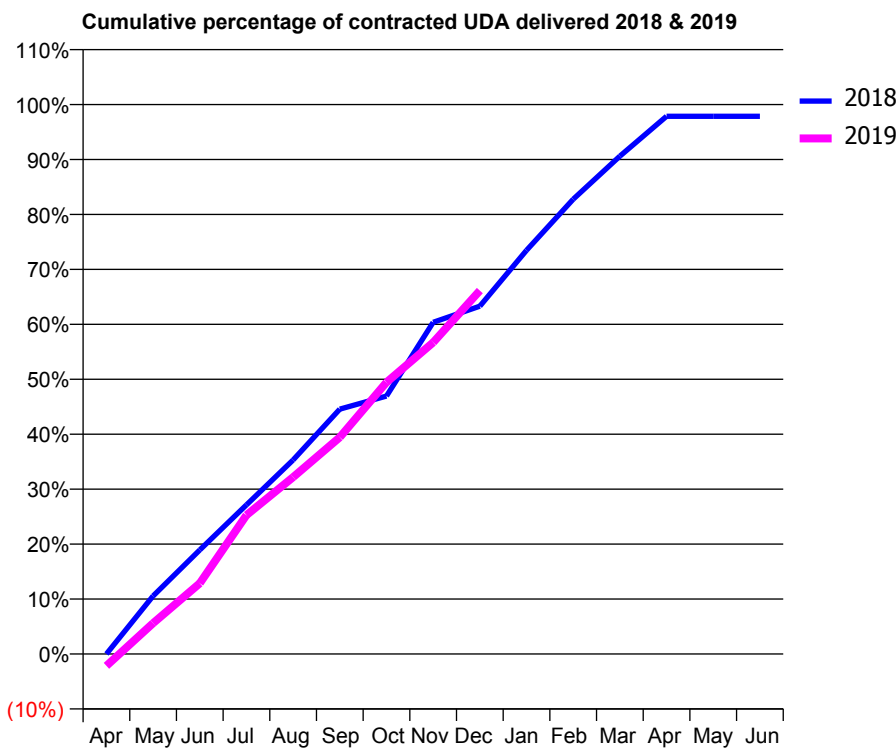
18/19 Contracted general activity (UDA)	551
Carry forward general activity (UDA)	12
18/19 Contracted orthodontic activity (UOA)	900
Carry forward orthodontic activity (UOA)	-7
Baseline contract value	£72,773.45

ACCESS*

Patients seen in 24 months	Total	Change since previous quarter
Quarter ending December 2017	415	
Quarter ending March 2018	403	↓
Quarter ending June 2018	413	↑
Quarter ending September 2018	411	→
Quarter ending December 2018	409	→
Variance since December 2017	(1.4%)	↓



ACTIVITY



Month	Adjusted Scheduled Activity (UDA)	
	2018	2019
April	0	-12
May	58	31
June	104	71
July	150	139
August	195	177
September	246	217
October	259	272
November	333	312
December	349	364
January	405	
February	456	
March	499	
April	539	
May	539	
June	539	

QUALITY

	Quantity	Base Number	Contract	AT	Region	England
% of FP17s for the same patient ID Re-attending within 3 months - Children	39	404	9.7%	10.8%	11.6%	11.8%
% of FP17s for the same patient ID Re-attending within 3 months - Adults	1	11	9.1%	14.0%	15.1%	15.6%
% of FP17s for the same patient ID Re-attending between 3 & 9 months - Children	159	404	39.4%	59.8%	59.9%	58.8%
% of FP17s for the same patient ID Re-attending between 3 & 9 months - Adults	5	11	45.5%	49.4%	52.0%	51.0%
% of FP17s for Band 1 Urgent Courses	2	298	0.7%	9.0%	8.0%	9.0%
% of FP17s Relating to Free Repair or Replacements	0	298	0.0%	0.7%	0.8%	0.8%
% of FP17s Relating to Continuations	0	298	0.0%	1.0%	0.9%	0.9%
% of Patients satisfied with the dentistry they have received	0	0	N/A	93.7%	93.6%	93.2%
% of Patients satisfied with the time they had to wait for an appointment	0	0	N/A	86.8%	88.6%	88.3%

* This is based on patients treated on this contract for their most recent course of treatment. Figures in italics indicate the base number of FP17s or Patient Questionnaire responses are less than 100. N/A is shown where the base number of responses is less than 10 during the period. % is calculated as Quantity/Base number*100

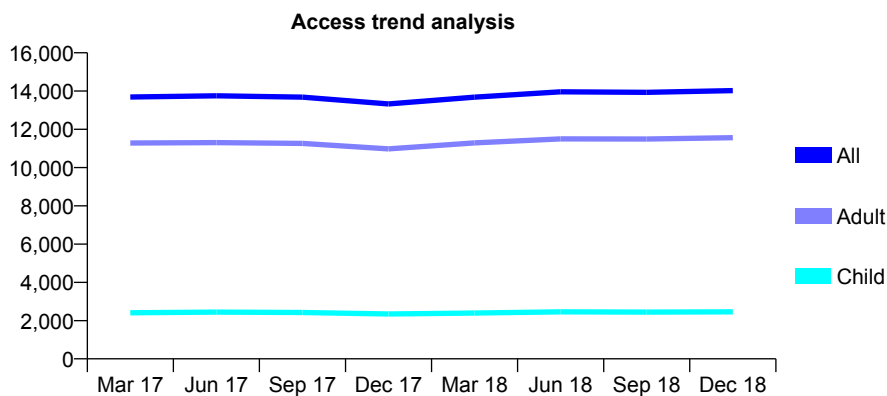
Q56 - Vital Signs At a Glance Contract Report for 329185/0001 - December 2018

Name or company name	MR HS SKOYLES
Contract type name	GDS Contract
Purpose of contract	General and Orthodontic
Contract start date	01/04/2006
Contract end date	

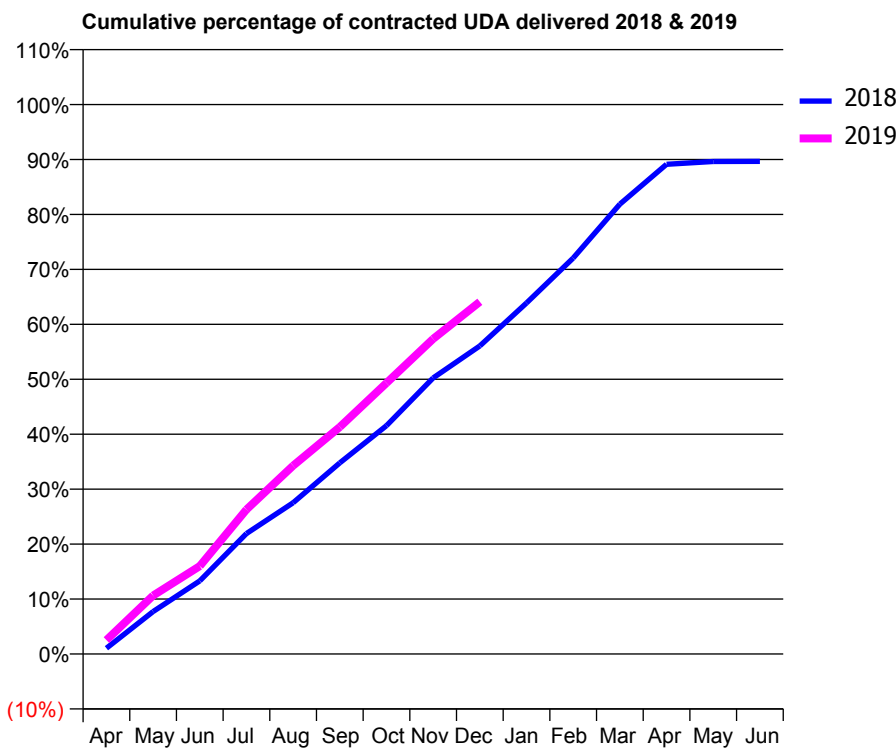
18/19 Contracted general activity (UDA)	42,279
Carry forward general activity (UDA)	0
18/19 Contracted orthodontic activity (UOA)	1,200
Carry forward orthodontic activity (UOA)	12
Baseline contract value	£1,173,799.96

ACCESS*

Patients seen in 24 months	Total	Change since previous quarter
Quarter ending December 2017	13,323	
Quarter ending March 2018	13,685	↑
Quarter ending June 2018	13,959	↑
Quarter ending September 2018	13,936	→
Quarter ending December 2018	14,025	→
Variance since December 2017	5.3%	↑



ACTIVITY



Month	Adjusted Scheduled Activity (UDA)	
	2018	2019
April	447	1,069
May	3,271	4,500
June	5,628	6,769
July	9,272	11,121
August	11,636	14,488
September	14,711	17,464
October	17,575	20,851
November	21,245	24,252
December	23,706	27,100
January	27,011	
February	30,472	
March	34,613	
April	37,677	
May	37,898	
June	37,901	

QUALITY

	Quantity	Base Number	Contract	AT	Region	England
% of FP17s for the same patient ID Re-attending within 3 months - Children	309	3,223	9.6%	10.8%	11.6%	11.8%
% of FP17s for the same patient ID Re-attending within 3 months - Adults	2,050	13,019	15.7%	14.0%	15.1%	15.6%
% of FP17s for the same patient ID Re-attending between 3 & 9 months - Children	1,973	3,223	61.2%	59.8%	59.9%	58.8%
% of FP17s for the same patient ID Re-attending between 3 & 9 months - Adults	7,070	13,019	54.3%	49.4%	52.0%	51.0%
% of FP17s for Band 1 Urgent Courses	1,036	14,338	7.2%	9.0%	8.0%	9.0%
% of FP17s Relating to Free Repair or Replacements	158	14,338	1.1%	0.7%	0.8%	0.8%
% of FP17s Relating to Continuations	211	14,338	1.5%	1.0%	0.9%	0.9%
% of Patients satisfied with the dentistry they have received	21	23	91.3%	93.7%	93.6%	93.2%
% of Patients satisfied with the time they had to wait for an appointment	19	23	82.6%	86.8%	88.6%	88.3%

* This is based on patients treated on this contract for their most recent course of treatment. Figures in italics indicate the base number of FP17s or Patient Questionnaire responses are less than 100. N/A is shown where the base number of responses is less than 10 during the period. % is calculated as Quantity/Base number*100

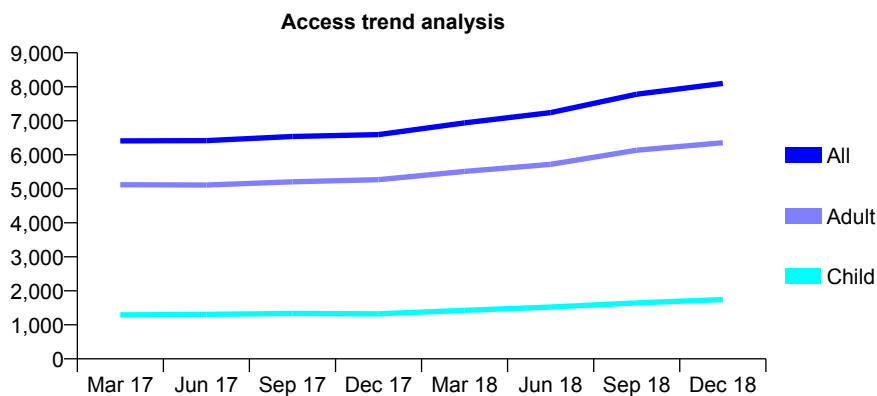
Q56 - Vital Signs At a Glance Contract Report for 329541/0002 - December 2018

Name or company name	MR GN BAXTER
Contract type name	GDS Contract
Purpose of contract	General
Contract start date	16/12/2007
Contract end date	

18/19 Contracted general activity (UDA)	24,840
Carry forward general activity (UDA)	0
18/19 Contracted orthodontic activity (UOA)	0
Carry forward orthodontic activity (UOA)	0
Baseline contract value	£588,290.73

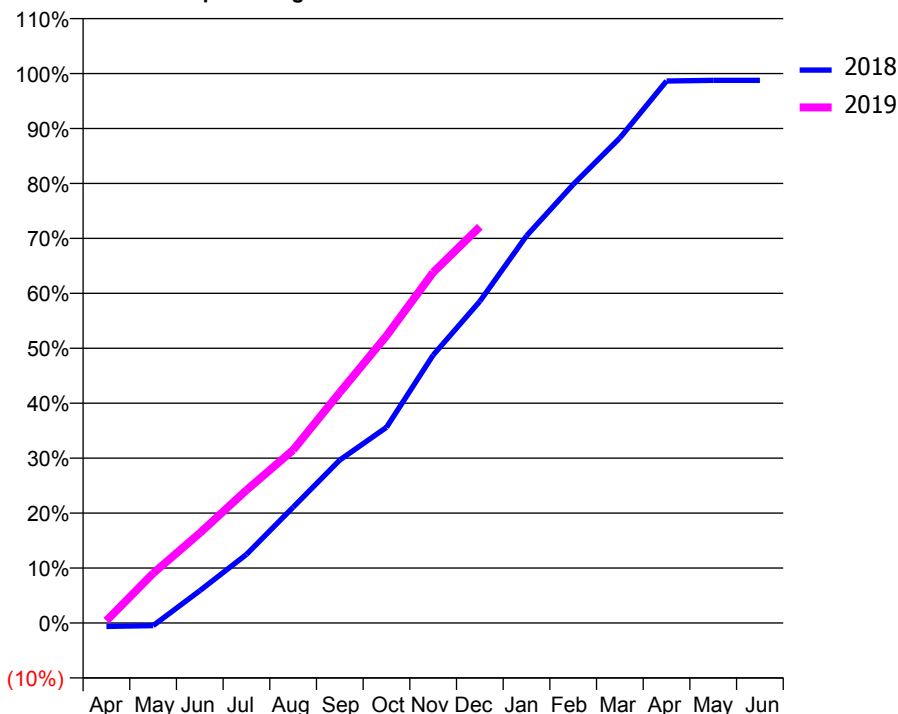
ACCESS*

Patients seen in 24 months	Total	Change since previous quarter
Quarter ending December 2017	6,593	
Quarter ending March 2018	6,938	↑
Quarter ending June 2018	7,240	↑
Quarter ending September 2018	7,781	↑
Quarter ending December 2018	8,101	↑
Variance since December 2017	22.9%	↑



ACTIVITY

Cumulative percentage of contracted UDA delivered 2018 & 2019



Month	Adjusted Scheduled Activity (UDA)	
	2018	2019
April	-130	106
May	-100	2,243
June	1,169	4,068
July	2,482	6,007
August	4,191	7,823
September	5,902	10,428
October	7,082	12,979
November	9,700	15,851
December	11,646	17,911
January	14,016	
February	15,873	
March	17,557	
April	19,620	
May	19,642	
June	19,642	

QUALITY

	Quantity	Base Number	Contract	AT	Region	England
% of FP17s for the same patient ID Re-attending within 3 months - Children	62	1,723	3.6%	10.8%	11.6%	11.8%
% of FP17s for the same patient ID Re-attending within 3 months - Adults	676	6,153	11.0%	14.0%	15.1%	15.6%
% of FP17s for the same patient ID Re-attending between 3 & 9 months - Children	764	1,723	44.3%	59.8%	59.9%	58.8%
% of FP17s for the same patient ID Re-attending between 3 & 9 months - Adults	2,614	6,153	42.5%	49.4%	52.0%	51.0%
% of FP17s for Band 1 Urgent Courses	1,046	7,096	14.7%	9.0%	8.0%	9.0%
% of FP17s Relating to Free Repair or Replacements	20	7,096	0.3%	0.7%	0.8%	0.8%
% of FP17s Relating to Continuations	6	7,096	0.1%	1.0%	0.9%	0.9%
% of Patients satisfied with the dentistry they have received	3	4	N/A	93.7%	93.6%	93.2%
% of Patients satisfied with the time they had to wait for an appointment	4	4	N/A	86.8%	88.6%	88.3%

* This is based on patients treated on this contract for their most recent course of treatment. Figures in italics indicate the base number of FP17s or Patient Questionnaire responses are less than 100. N/A is shown where the base number of responses is less than 10 during the period. % is calculated as Quantity/Base number*100

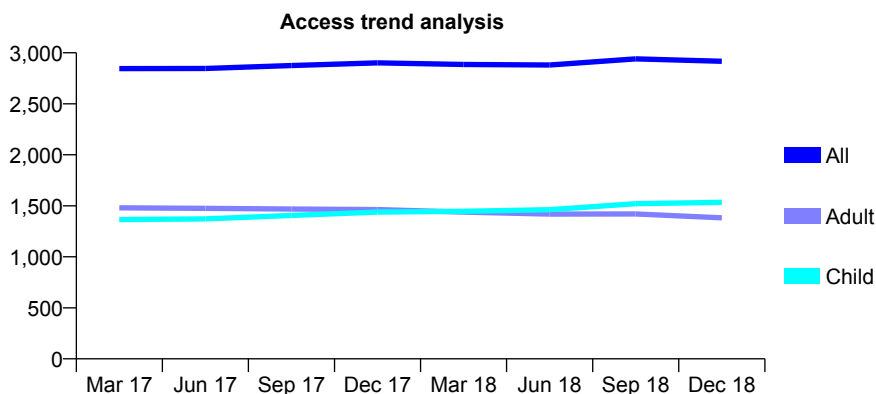
Q56 - Vital Signs At a Glance Contract Report for 329630/0003 - December 2018

Name or company name	MR PJ BROWN
Contract type name	GDS Contract
Purpose of contract	General
Contract start date	01/01/2013
Contract end date	

18/19 Contracted general activity (UDA)	7,768
Carry forward general activity (UDA)	0
18/19 Contracted orthodontic activity (UOA)	0
Carry forward orthodontic activity (UOA)	0
Baseline contract value	£193,881.22

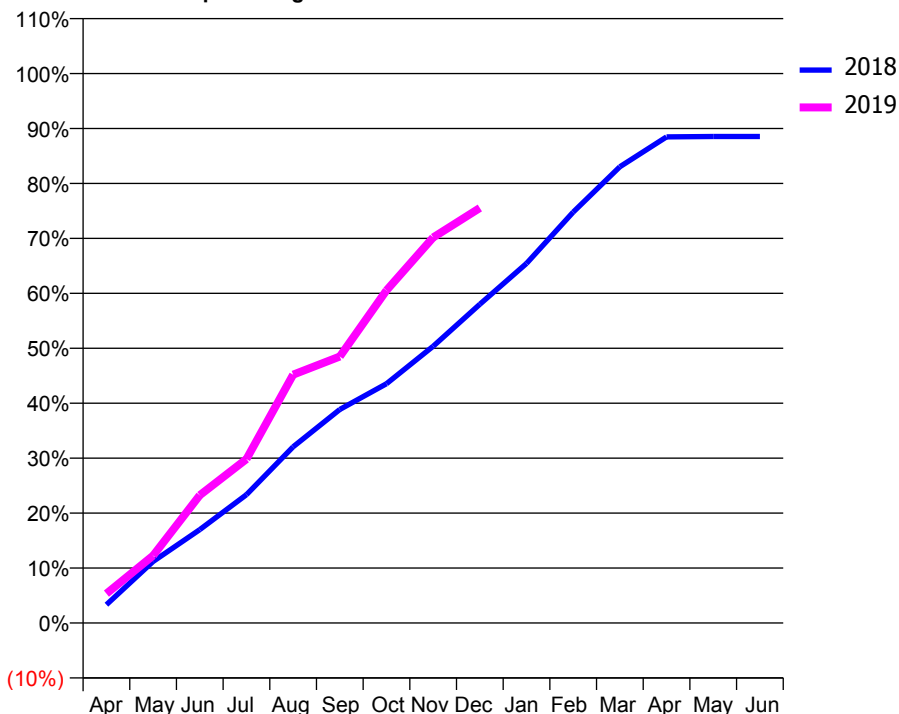
ACCESS*

Patients seen in 24 months	Total	Change since previous quarter
Quarter ending December 2017	2,901	
Quarter ending March 2018	2,885	→
Quarter ending June 2018	2,881	→
Quarter ending September 2018	2,941	↑
Quarter ending December 2018	2,917	→
Variance since December 2017	0.6%	→



ACTIVITY

Cumulative percentage of contracted UDA delivered 2018 & 2019



Adjusted Scheduled Activity (UDA)		
Month	2018	2019
April	259	416
May	870	953
June	1,320	1,807
July	1,814	2,318
August	2,491	3,511
September	3,019	3,767
October	3,383	4,702
November	3,913	5,451
December	4,506	5,868
January	5,084	
February	5,809	
March	6,449	
April	6,871	
May	6,877	
June	6,877	

QUALITY

	Quantity	Base Number	Contract	AT	Region	England
% of FP17s for the same patient ID Re-attending within 3 months - Children	211	2,041	10.3%	10.8%	11.6%	11.8%
% of FP17s for the same patient ID Re-attending within 3 months - Adults	211	1,525	13.8%	14.0%	15.1%	15.6%
% of FP17s for the same patient ID Re-attending between 3 & 9 months - Children	1,117	2,041	54.7%	59.8%	59.9%	58.8%
% of FP17s for the same patient ID Re-attending between 3 & 9 months - Adults	770	1,525	50.5%	49.4%	52.0%	51.0%
% of FP17s for Band 1 Urgent Courses	158	3,343	4.7%	9.0%	8.0%	9.0%
% of FP17s Relating to Free Repair or Replacements	22	3,343	0.7%	0.7%	0.8%	0.8%
% of FP17s Relating to Continuations	28	3,343	0.8%	1.0%	0.9%	0.9%
% of Patients satisfied with the dentistry they have received	0	0	N/A	93.7%	93.6%	93.2%
% of Patients satisfied with the time they had to wait for an appointment	0	0	N/A	86.8%	88.6%	88.3%

* This is based on patients treated on this contract for their most recent course of treatment. Figures in italics indicate the base number of FP17s or Patient Questionnaire responses are less than 100. N/A is shown where the base number of responses is less than 10 during the period. % is calculated as Quantity/Base number*100

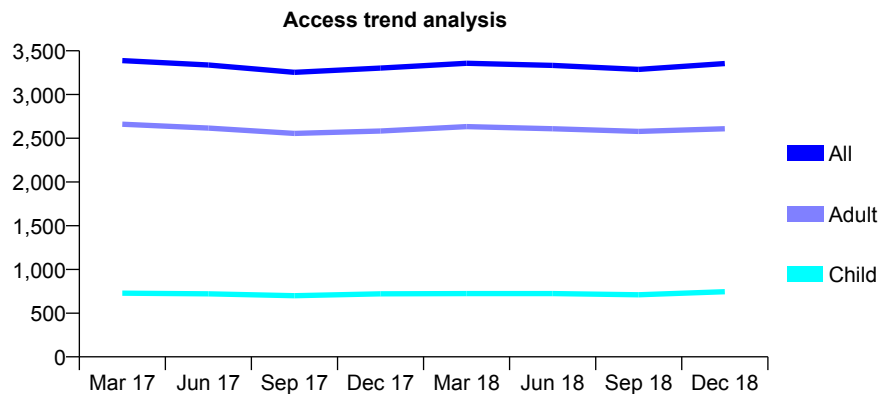
Q56 - Vital Signs At a Glance Contract Report for 337315/0001 - December 2018

Name or company name	MR DN ABDAAH
Contract type name	GDS Contract
Purpose of contract	General
Contract start date	01/04/2006
Contract end date	

18/19 Contracted general activity (UDA)	8,749
Carry forward general activity (UDA)	-18
18/19 Contracted orthodontic activity (UOA)	0
Carry forward orthodontic activity (UOA)	0
Baseline contract value	£255,811.49

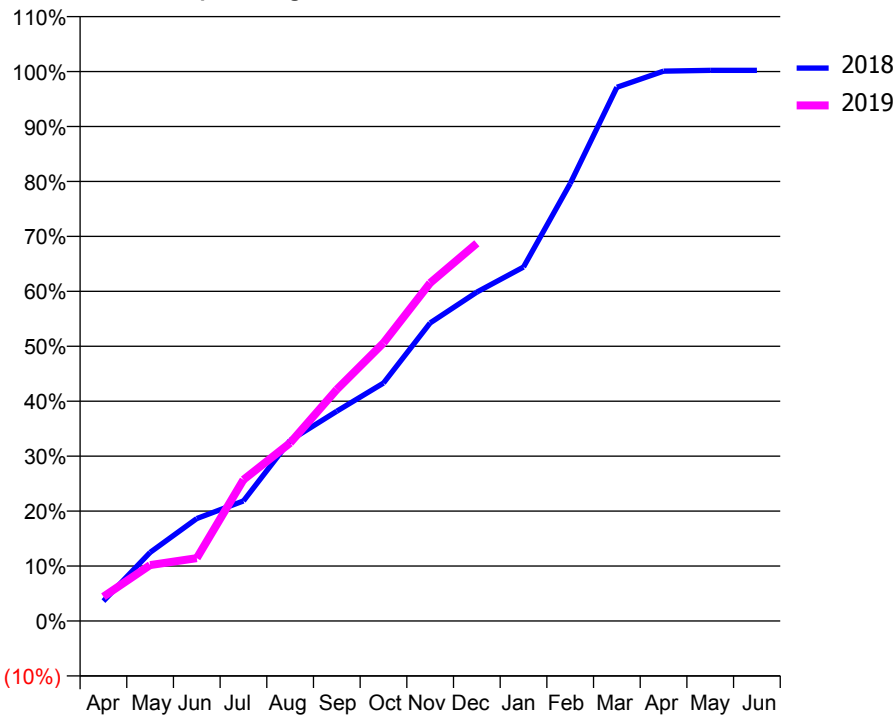
ACCESS*

Patients seen in 24 months	Total	Change since previous quarter
Quarter ending December 2017	3,303	
Quarter ending March 2018	3,357	→
Quarter ending June 2018	3,333	→
Quarter ending September 2018	3,288	↓
Quarter ending December 2018	3,354	↑
Variance since December 2017	1.5%	→



ACTIVITY

Cumulative percentage of contracted UDA delivered 2018 & 2019



Month	Adjusted Scheduled Activity (UDA)	
	2018	2019
April	318	387
May	1,092	890
June	1,632	1,001
July	1,912	2,249
August	2,875	2,835
September	3,341	3,688
October	3,789	4,427
November	4,746	5,384
December	5,238	6,013
January	5,636	
February	6,966	
March	8,498	
April	8,755	
May	8,767	
June	8,767	

QUALITY

	Quantity	Base Number	Contract	AT	Region	England
% of FP17s for the same patient ID Re-attending within 3 months - Children	37	685	5.4%	10.8%	11.6%	11.8%
% of FP17s for the same patient ID Re-attending within 3 months - Adults	278	2,549	10.9%	14.0%	15.1%	15.6%
% of FP17s for the same patient ID Re-attending between 3 & 9 months - Children	373	685	54.5%	59.8%	59.9%	58.8%
% of FP17s for the same patient ID Re-attending between 3 & 9 months - Adults	1,529	2,549	60.0%	49.4%	52.0%	51.0%
% of FP17s for Band 1 Urgent Courses	59	3,125	1.9%	9.0%	8.0%	9.0%
% of FP17s Relating to Free Repair or Replacements	35	3,125	1.1%	0.7%	0.8%	0.8%
% of FP17s Relating to Continuations	31	3,125	1.0%	1.0%	0.9%	0.9%
% of Patients satisfied with the dentistry they have received	2	2	N/A	93.7%	93.6%	93.2%
% of Patients satisfied with the time they had to wait for an appointment	2	2	N/A	86.8%	88.6%	88.3%

* This is based on patients treated on this contract for their most recent course of treatment. Figures in italics indicate the base number of FP17s or Patient Questionnaire responses are less than 100. N/A is shown where the base number of responses is less than 10 during the period. % is calculated as Quantity/Base number*100

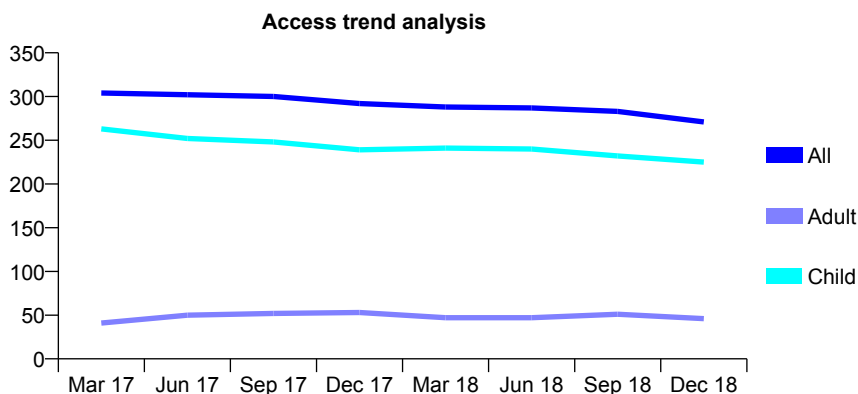
Q56 - Vital Signs At a Glance Contract Report for 344524/0001 - December 2018

Name or company name	MR RL PILCHER
Contract type name	GDS Contract
Purpose of contract	General
Contract start date	01/04/2006
Contract end date	

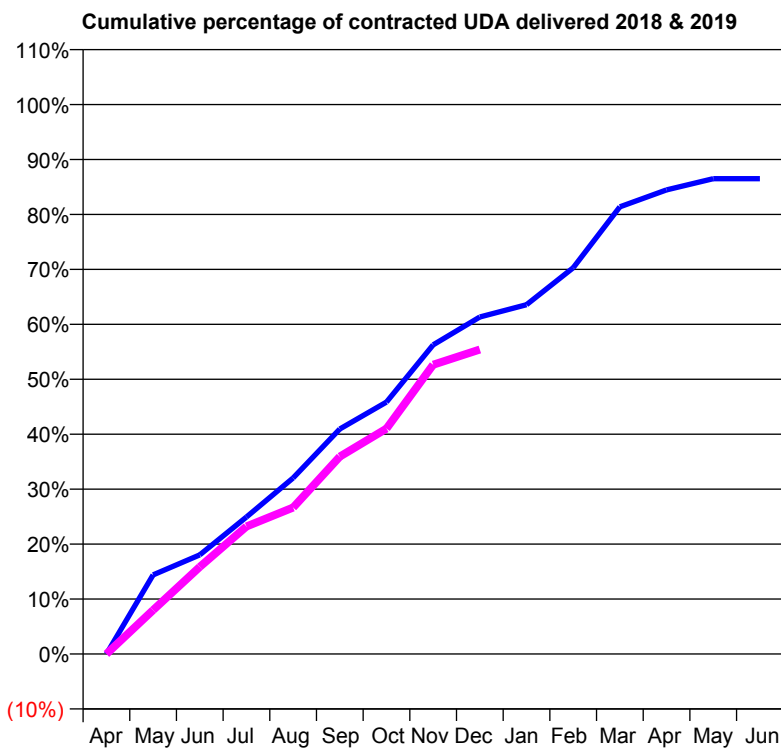
18/19 Contracted general activity (UDA)	550
Carry forward general activity (UDA)	0
18/19 Contracted orthodontic activity (UOA)	0
Carry forward orthodontic activity (UOA)	0
Baseline contract value	£12,024.04

ACCESS*

Patients seen in 24 months	Total	Change since previous quarter
Quarter ending December 2017	292	
Quarter ending March 2018	288	↓
Quarter ending June 2018	287	→
Quarter ending September 2018	283	↓
Quarter ending December 2018	271	↓
Variance since December 2017	(7.2%)	↓



ACTIVITY



Adjusted Scheduled Activity (UDA)		
Month	2018	2019
April	0	0
May	79	44
June	99	87
July	137	128
August	176	147
September	225	198
October	252	226
November	309	290
December	337	305
January	350	
February	387	
March	448	
April	465	
May	476	
June	476	

QUALITY

	Quantity	Base Number	Contract	AT	Region	England
% of FP17s for the same patient ID Re-attending within 3 months - Children	14	269	5.2%	10.8%	11.6%	11.8%
% of FP17s for the same patient ID Re-attending within 3 months - Adults	1	18	5.6%	14.0%	15.1%	15.6%
% of FP17s for the same patient ID Re-attending between 3 & 9 months - Children	193	269	71.7%	59.8%	59.9%	58.8%
% of FP17s for the same patient ID Re-attending between 3 & 9 months - Adults	11	18	61.1%	49.4%	52.0%	51.0%
% of FP17s for Band 1 Urgent Courses	4	265	1.5%	9.0%	8.0%	9.0%
% of FP17s Relating to Free Repair or Replacements	0	265	0.0%	0.7%	0.8%	0.8%
% of FP17s Relating to Continuations	0	265	0.0%	1.0%	0.9%	0.9%
% of Patients satisfied with the dentistry they have received	0	0	N/A	93.7%	93.6%	93.2%
% of Patients satisfied with the time they had to wait for an appointment	0	0	N/A	86.8%	88.6%	88.3%

* This is based on patients treated on this contract for their most recent course of treatment. Figures in italics indicate the base number of FP17s or Patient Questionnaire responses are less than 100. N/A is shown where the base number of responses is less than 10 during the period. % is calculated as Quantity/Base number*100

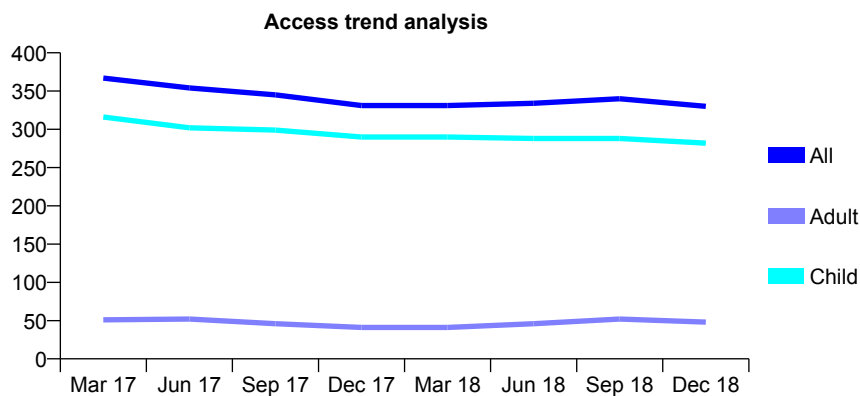
Q56 - Vital Signs At a Glance Contract Report for 344958/0001 - December 2018

Name or company name	MS X RUI
Contract type name	GDS Contract
Purpose of contract	General
Contract start date	01/04/2006
Contract end date	

18/19 Contracted general activity (UDA)	688
Carry forward general activity (UDA)	0
18/19 Contracted orthodontic activity (UOA)	0
Carry forward orthodontic activity (UOA)	0
Baseline contract value	£16,512.12

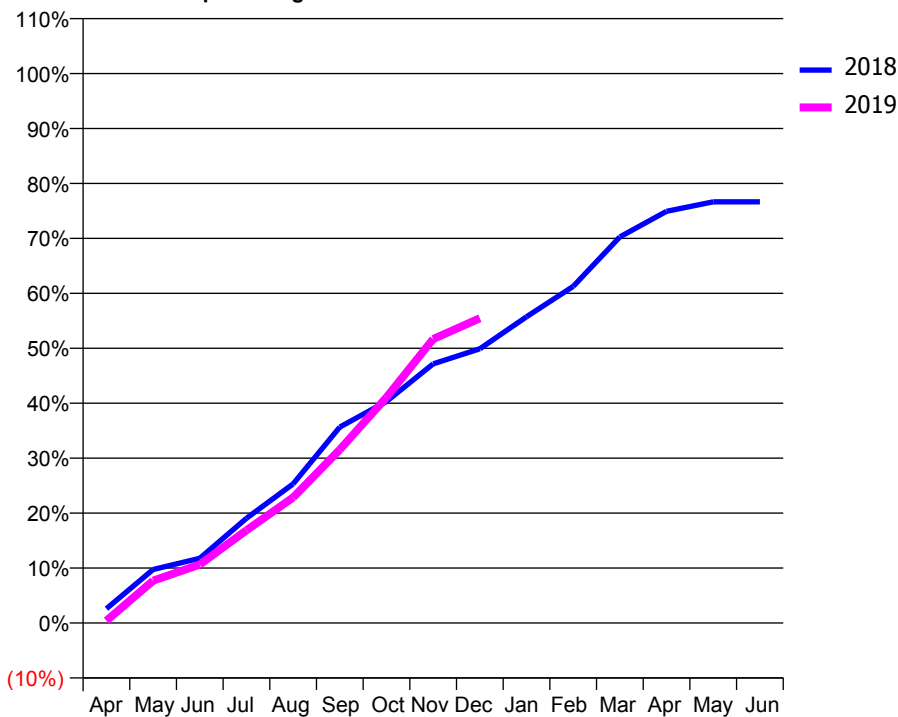
ACCESS*

Patients seen in 24 months	Total	Change since previous quarter
Quarter ending December 2017	331	
Quarter ending March 2018	331	→
Quarter ending June 2018	334	→
Quarter ending September 2018	340	→
Quarter ending December 2018	330	↓
Variance since December 2017	(0.3%)	→



ACTIVITY

Cumulative percentage of contracted UDA delivered 2018 & 2019



Month	Adjusted Scheduled Activity (UDA)	
	2018	2019
April	18	3
May	67	53
June	81	73
July	131	116
August	174	157
September	245	217
October	277	283
November	324	356
December	343	382
January	383	
February	421	
March	483	
April	515	
May	527	
June	527	

QUALITY

	Quantity	Base Number	Contract	AT	Region	England
% of FP17s for the same patient ID Re-attending within 3 months - Children	11	344	3.2%	10.8%	11.6%	11.8%
% of FP17s for the same patient ID Re-attending within 3 months - Adults	0	19	0.0%	14.0%	15.1%	15.6%
% of FP17s for the same patient ID Re-attending between 3 & 9 months - Children	223	344	64.8%	59.8%	59.9%	58.8%
% of FP17s for the same patient ID Re-attending between 3 & 9 months - Adults	11	19	57.9%	49.4%	52.0%	51.0%
% of FP17s for Band 1 Urgent Courses	3	324	0.9%	9.0%	8.0%	9.0%
% of FP17s Relating to Free Repair or Replacements	0	324	0.0%	0.7%	0.8%	0.8%
% of FP17s Relating to Continuations	1	324	0.3%	1.0%	0.9%	0.9%
% of Patients satisfied with the dentistry they have received	0	0	N/A	93.7%	93.6%	93.2%
% of Patients satisfied with the time they had to wait for an appointment	0	0	N/A	86.8%	88.6%	88.3%

* This is based on patients treated on this contract for their most recent course of treatment. Figures in italics indicate the base number of FP17s or Patient Questionnaire responses are less than 100. N/A is shown where the base number of responses is less than 10 during the period. % is calculated as Quantity/Base number*100

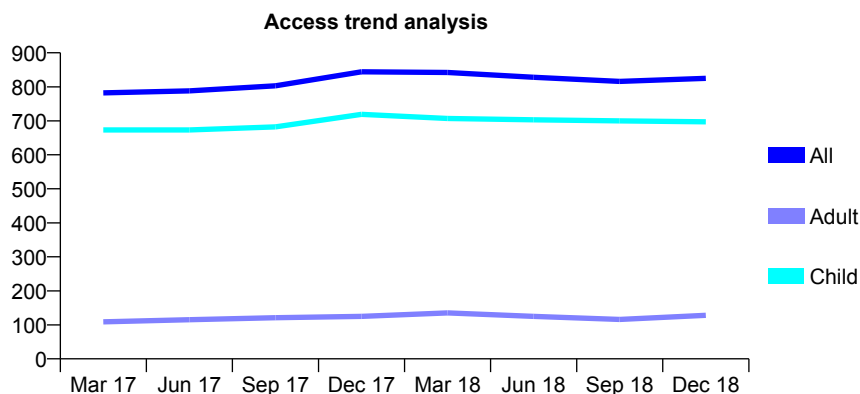
Q56 - Vital Signs At a Glance Contract Report for 567493/0001 - December 2018

Name or company name	MR WJ POULTER
Contract type name	GDS Contract
Purpose of contract	General
Contract start date	01/04/2006
Contract end date	

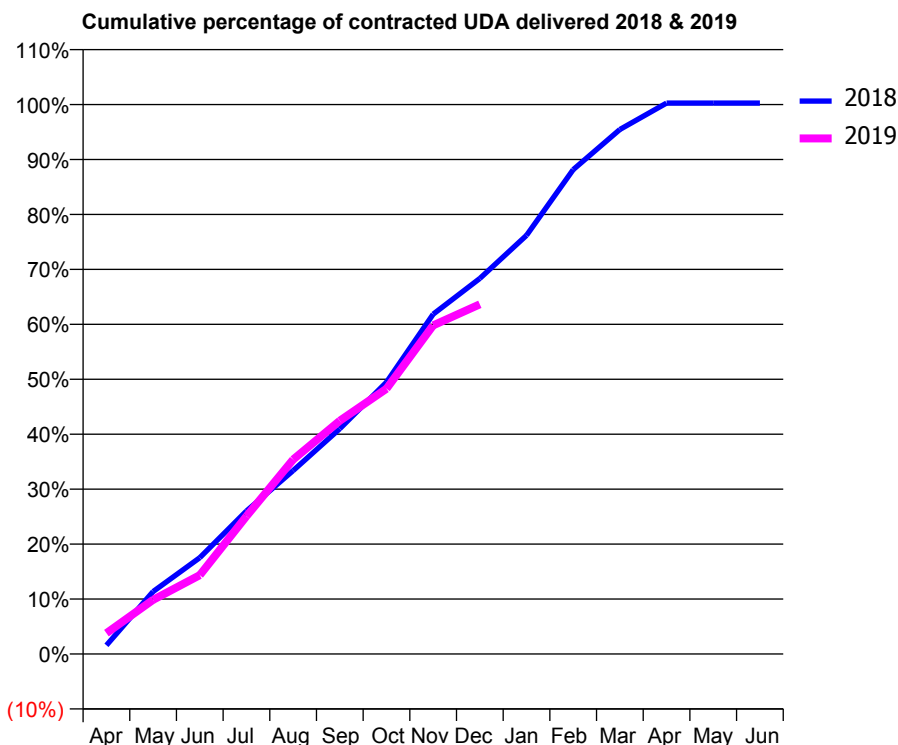
18/19 Contracted general activity (UDA)	2,077
Carry forward general activity (UDA)	-5
18/19 Contracted orthodontic activity (UOA)	0
Carry forward orthodontic activity (UOA)	0
Baseline contract value	£42,078.98

ACCESS*

Patients seen in 24 months	Total	Change since previous quarter
Quarter ending December 2017	844	
Quarter ending March 2018	842	→
Quarter ending June 2018	828	↓
Quarter ending September 2018	816	↓
Quarter ending December 2018	825	→
Variance since December 2017	(2.3%)	↓



ACTIVITY



Month	Adjusted Scheduled Activity (UDA)	
	2018	2019
April	33	79
May	236	205
June	364	298
July	540	521
August	693	735
September	851	882
October	1,027	1,003
November	1,284	1,242
December	1,419	1,322
January	1,583	
February	1,831	
March	1,982	
April	2,082	
May	2,082	
June	2,082	

QUALITY

	Quantity	Base Number	Contract	AT	Region	England
% of FP17s for the same patient ID Re-attending within 3 months - Children	131	998	13.1%	10.8%	11.6%	11.8%
% of FP17s for the same patient ID Re-attending within 3 months - Adults	1	39	2.6%	14.0%	15.1%	15.6%
% of FP17s for the same patient ID Re-attending between 3 & 9 months - Children	691	998	69.2%	59.8%	59.9%	58.8%
% of FP17s for the same patient ID Re-attending between 3 & 9 months - Adults	33	39	84.6%	49.4%	52.0%	51.0%
% of FP17s for Band 1 Urgent Courses	0	980	0.0%	9.0%	8.0%	9.0%
% of FP17s Relating to Free Repair or Replacements	0	980	0.0%	0.7%	0.8%	0.8%
% of FP17s Relating to Continuations	0	980	0.0%	1.0%	0.9%	0.9%
% of Patients satisfied with the dentistry they have received	1	1	N/A	93.7%	93.6%	93.2%
% of Patients satisfied with the time they had to wait for an appointment	1	1	N/A	86.8%	88.6%	88.3%

* This is based on patients treated on this contract for their most recent course of treatment. Figures in italics indicate the base number of FP17s or Patient Questionnaire responses are less than 100. N/A is shown where the base number of responses is less than 10 during the period. % is calculated as Quantity/Base number*100

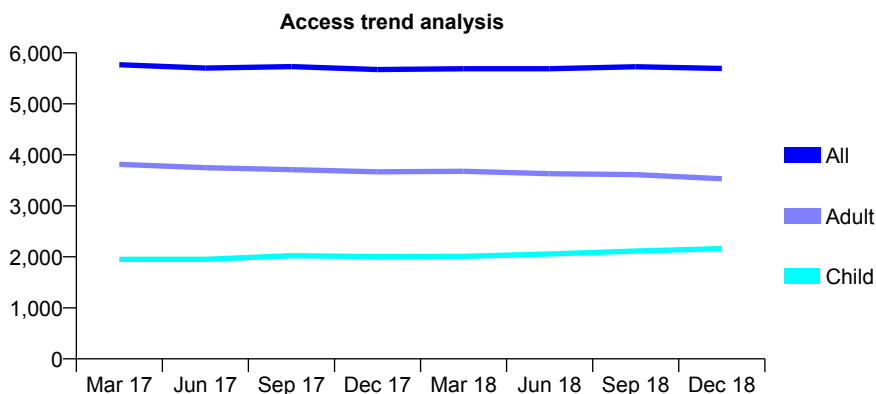
Q56 - Vital Signs At a Glance Contract Report for 568376/0001 - December 2018

Name or company name	MR N LAWRENCE
Contract type name	GDS Contract
Purpose of contract	General
Contract start date	01/04/2006
Contract end date	

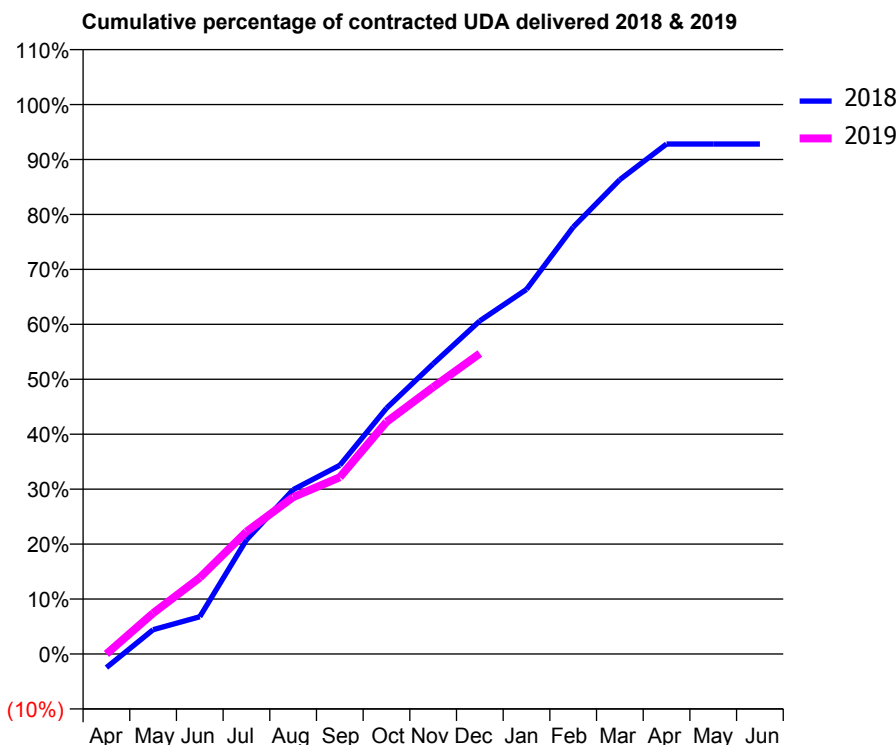
18/19 Contracted general activity (UDA)	16,273
Carry forward general activity (UDA)	0
18/19 Contracted orthodontic activity (UOA)	0
Carry forward orthodontic activity (UOA)	0
Baseline contract value	£385,769.77

ACCESS*

Patients seen in 24 months	Total	Change since previous quarter
Quarter ending December 2017	5,671	
Quarter ending March 2018	5,687	→
Quarter ending June 2018	5,687	→
Quarter ending September 2018	5,727	→
Quarter ending December 2018	5,692	→
Variance since December 2017	0.4%	→



ACTIVITY



Adjusted Scheduled Activity (UDA)		
Month	2018	2019
April	-406	0
May	721	1,210
June	1,104	2,260
July	3,383	3,625
August	4,868	4,647
September	5,590	5,236
October	7,280	6,875
November	8,593	7,903
December	9,867	8,898
January	10,798	
February	12,642	
March	14,049	
April	15,104	
May	15,104	
June	15,105	

QUALITY

	Quantity	Base Number	Contract	AT	Region	England
% of FP17s for the same patient ID Re-attending within 3 months - Children	153	2,478	6.2%	10.8%	11.6%	11.8%
% of FP17s for the same patient ID Re-attending within 3 months - Adults	455	3,825	11.9%	14.0%	15.1%	15.6%
% of FP17s for the same patient ID Re-attending between 3 & 9 months - Children	1,632	2,478	65.9%	59.8%	59.9%	58.8%
% of FP17s for the same patient ID Re-attending between 3 & 9 months - Adults	2,542	3,825	66.5%	49.4%	52.0%	51.0%
% of FP17s for Band 1 Urgent Courses	264	5,795	4.6%	9.0%	8.0%	9.0%
% of FP17s Relating to Free Repair or Replacements	40	5,795	0.7%	0.7%	0.8%	0.8%
% of FP17s Relating to Continuations	15	5,795	0.3%	1.0%	0.9%	0.9%
% of Patients satisfied with the dentistry they have received	10	10	100.0%	93.7%	93.6%	93.2%
% of Patients satisfied with the time they had to wait for an appointment	8	10	80.0%	86.8%	88.6%	88.3%

* This is based on patients treated on this contract for their most recent course of treatment. Figures in italics indicate the base number of FP17s or Patient Questionnaire responses are less than 100. N/A is shown where the base number of responses is less than 10 during the period. % is calculated as Quantity/Base number*100

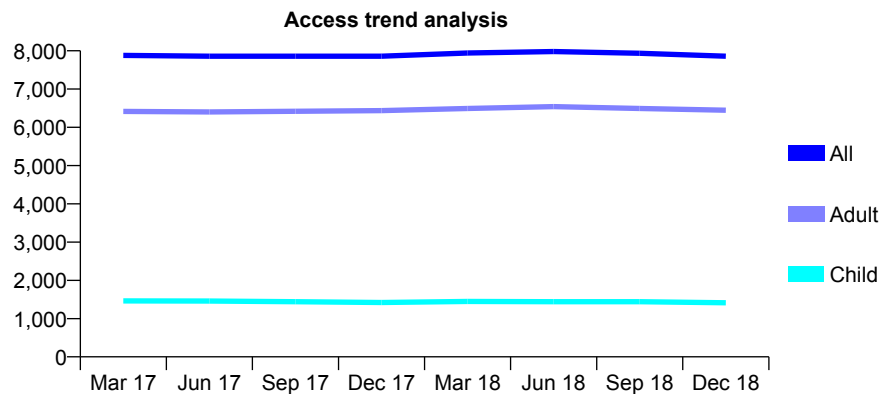
Q56 - Vital Signs At a Glance Contract Report for 569127/0001 - December 2018

Name or company name	Dental Surgery
Contract type name	PDS Contract
Purpose of contract	General
Contract start date	01/04/2006
Contract end date	31/03/2019

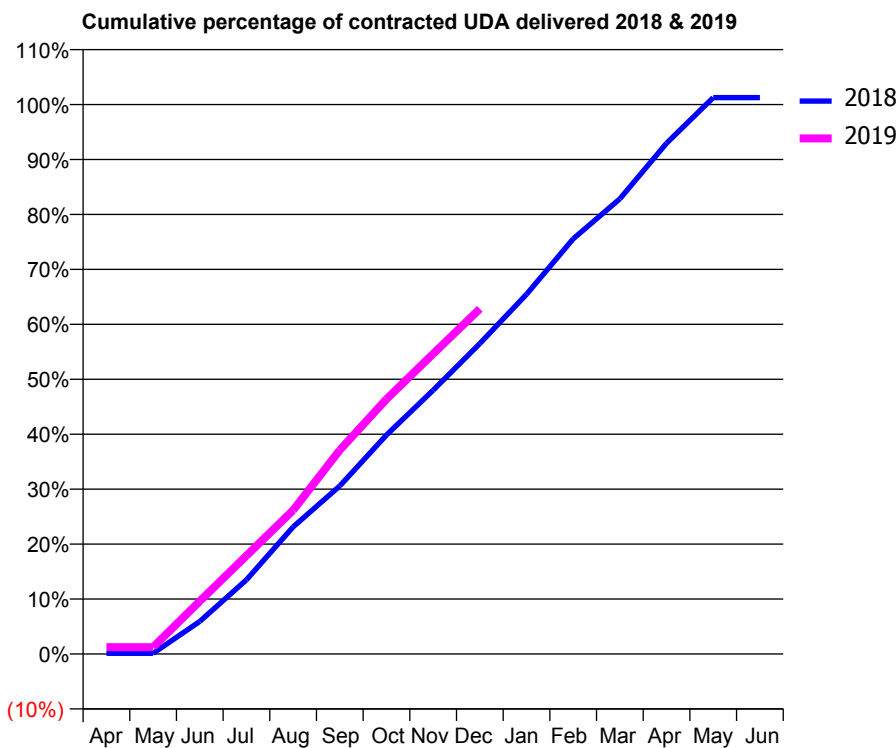
18/19 Contracted general activity (UDA)	22,405
Carry forward general activity (UDA)	-278
18/19 Contracted orthodontic activity (UOA)	0
Carry forward orthodontic activity (UOA)	0
Baseline contract value	£642,419.85

ACCESS*

Patients seen in 24 months	Total	Change since previous quarter
Quarter ending December 2017	7,859	
Quarter ending March 2018	7,943	→
Quarter ending June 2018	7,982	→
Quarter ending September 2018	7,934	→
Quarter ending December 2018	7,860	→
Variance since December 2017	0.0%	→



ACTIVITY



Month	Adjusted Scheduled Activity (UDA)	
	2018	2019
April	30	278
May	30	278
June	1,327	2,158
July	3,027	4,010
August	5,183	5,863
September	6,854	8,314
October	8,931	10,395
November	10,758	12,242
December	12,662	14,072
January	14,665	
February	16,928	
March	18,558	
April	20,826	
May	22,683	
June	22,683	

QUALITY

	Quantity	Base Number	Contract	AT	Region	England
% of FP17s for the same patient ID Re-attending within 3 months - Children	129	1,916	6.7%	10.8%	11.6%	11.8%
% of FP17s for the same patient ID Re-attending within 3 months - Adults	1,290	8,484	15.2%	14.0%	15.1%	15.6%
% of FP17s for the same patient ID Re-attending between 3 & 9 months - Children	1,309	1,916	68.3%	59.8%	59.9%	58.8%
% of FP17s for the same patient ID Re-attending between 3 & 9 months - Adults	5,483	8,484	64.6%	49.4%	52.0%	51.0%
% of FP17s for Band 1 Urgent Courses	363	8,192	4.4%	9.0%	8.0%	9.0%
% of FP17s Relating to Free Repair or Replacements	55	8,192	0.7%	0.7%	0.8%	0.8%
% of FP17s Relating to Continuations	92	8,192	1.1%	1.0%	0.9%	0.9%
% of Patients satisfied with the dentistry they have received	5	5	N/A	93.7%	93.6%	93.2%
% of Patients satisfied with the time they had to wait for an appointment	5	5	N/A	86.8%	88.6%	88.3%

* This is based on patients treated on this contract for their most recent course of treatment. Figures in italics indicate the base number of FP17s or Patient Questionnaire responses are less than 100. N/A is shown where the base number of responses is less than 10 during the period. % is calculated as Quantity/Base number*100

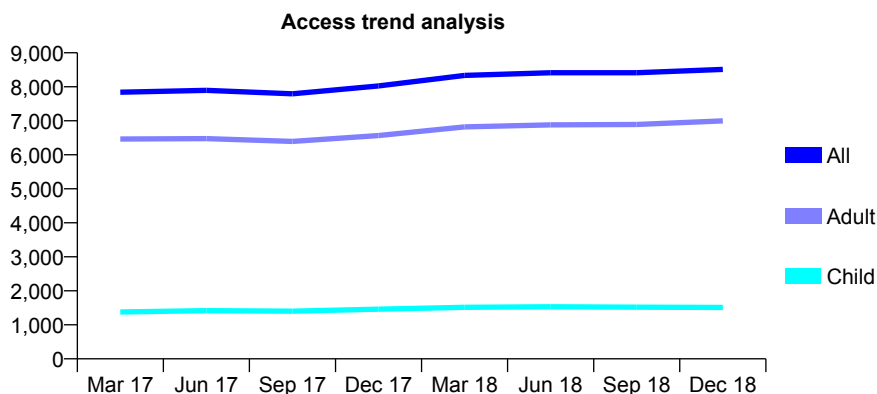
Q56 - Vital Signs At a Glance Contract Report for 571334/0001 - December 2018

Name or company name	MR NA BURNETT
Contract type name	GDS Contract
Purpose of contract	General
Contract start date	01/04/2006
Contract end date	

18/19 Contracted general activity (UDA)	22,584
Carry forward general activity (UDA)	0
18/19 Contracted orthodontic activity (UOA)	0
Carry forward orthodontic activity (UOA)	0
Baseline contract value	£599,059.03

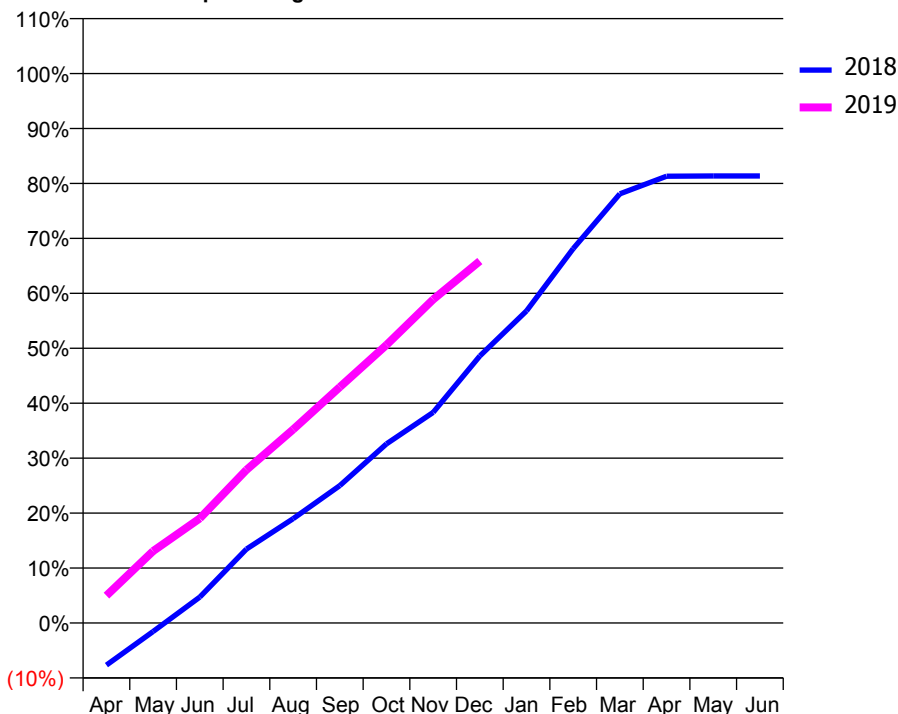
ACCESS*

Patients seen in 24 months	Total	Change since previous quarter
Quarter ending December 2017	8,026	
Quarter ending March 2018	8,337	↑
Quarter ending June 2018	8,413	→
Quarter ending September 2018	8,412	→
Quarter ending December 2018	8,511	→
Variance since December 2017	6.0%	↑



ACTIVITY

Cumulative percentage of contracted UDA delivered 2018 & 2019



Month	Adjusted Scheduled Activity (UDA)	
	2018	2019
April	-1,737	1,127
May	-352	2,959
June	1,068	4,301
July	3,041	6,292
August	4,288	7,957
September	5,648	9,695
October	7,363	11,427
November	8,657	13,299
December	10,974	14,879
January	12,824	
February	15,387	
March	17,639	
April	18,363	
May	18,374	
June	18,374	

QUALITY

	Quantity	Base Number	Contract	AT	Region	England
% of FP17s for the same patient ID Re-attending within 3 months - Children	112	1,704	6.6%	10.8%	11.6%	11.8%
% of FP17s for the same patient ID Re-attending within 3 months - Adults	968	7,118	13.6%	14.0%	15.1%	15.6%
% of FP17s for the same patient ID Re-attending between 3 & 9 months - Children	1,104	1,704	64.8%	59.8%	59.9%	58.8%
% of FP17s for the same patient ID Re-attending between 3 & 9 months - Adults	3,928	7,118	55.2%	49.4%	52.0%	51.0%
% of FP17s for Band 1 Urgent Courses	895	8,491	10.5%	9.0%	8.0%	9.0%
% of FP17s Relating to Free Repair or Replacements	88	8,491	1.0%	0.7%	0.8%	0.8%
% of FP17s Relating to Continuations	16	8,491	0.2%	1.0%	0.9%	0.9%
% of Patients satisfied with the dentistry they have received	6	9	N/A	93.7%	93.6%	93.2%
% of Patients satisfied with the time they had to wait for an appointment	7	9	N/A	86.8%	88.6%	88.3%

* This is based on patients treated on this contract for their most recent course of treatment. Figures in italics indicate the base number of FP17s or Patient Questionnaire responses are less than 100. N/A is shown where the base number of responses is less than 10 during the period. % is calculated as Quantity/Base number*100

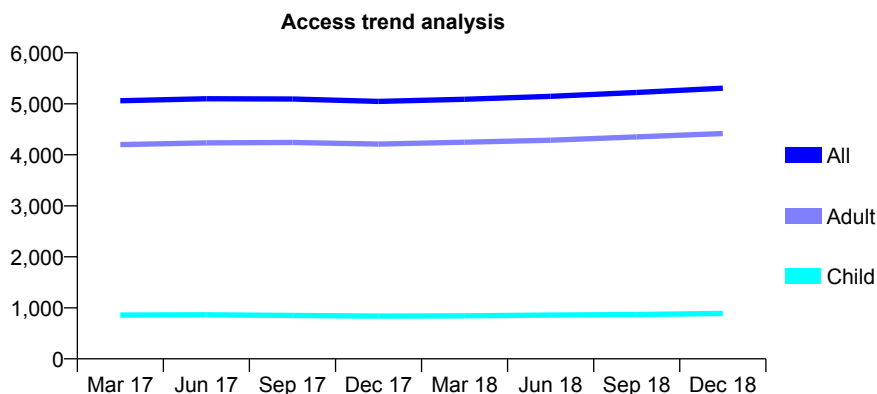
Q56 - Vital Signs At a Glance Contract Report for 576603/0001 - December 2018

Name or company name	MR AD CLIFFT
Contract type name	GDS Contract
Purpose of contract	General
Contract start date	01/04/2006
Contract end date	

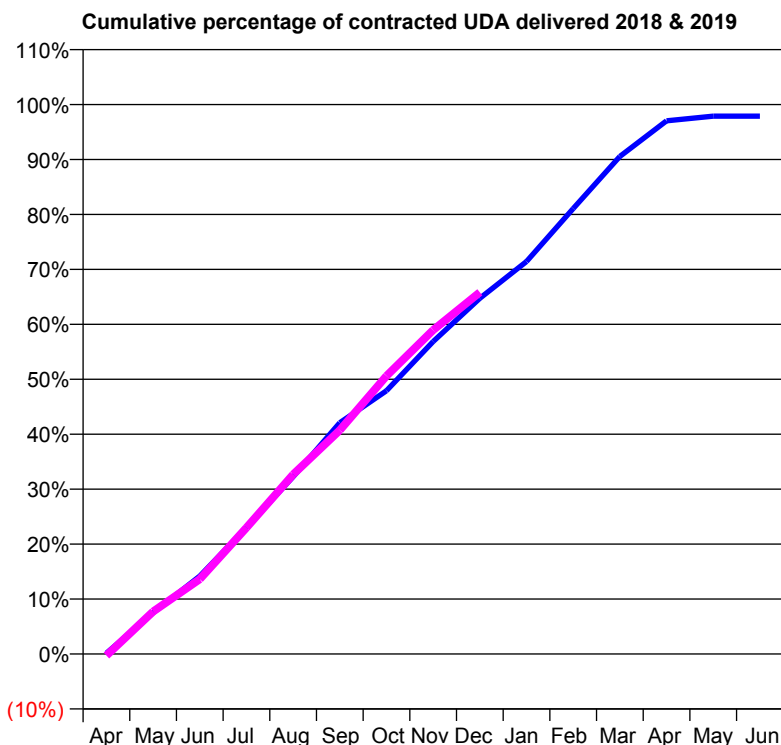
18/19 Contracted general activity (UDA)	11,657
Carry forward general activity (UDA)	247
18/19 Contracted orthodontic activity (UOA)	0
Carry forward orthodontic activity (UOA)	0
Baseline contract value	£289,167.06

ACCESS*

Patients seen in 24 months	Total	Change since previous quarter
Quarter ending December 2017	5,047	
Quarter ending March 2018	5,089	→
Quarter ending June 2018	5,146	→
Quarter ending September 2018	5,221	→
Quarter ending December 2018	5,307	→
Variance since December 2017	5.2%	↑



ACTIVITY



Month	Adjusted Scheduled Activity (UDA)	
	2018	2019
April	17	-36
May	876	902
June	1,653	1,589
July	2,684	2,681
August	3,761	3,809
September	4,906	4,748
October	5,586	5,899
November	6,629	6,872
December	7,547	7,674
January	8,325	
February	9,450	
March	10,555	
April	11,310	
May	11,410	
June	11,410	

QUALITY

	Quantity	Base Number	Contract	AT	Region	England
% of FP17s for the same patient ID Re-attending within 3 months - Children	29	895	3.2%	10.8%	11.6%	11.8%
% of FP17s for the same patient ID Re-attending within 3 months - Adults	377	3,722	10.1%	14.0%	15.1%	15.6%
% of FP17s for the same patient ID Re-attending between 3 & 9 months - Children	510	895	57.0%	59.8%	59.9%	58.8%
% of FP17s for the same patient ID Re-attending between 3 & 9 months - Adults	755	3,722	20.3%	49.4%	52.0%	51.0%
% of FP17s for Band 1 Urgent Courses	281	4,253	6.6%	9.0%	8.0%	9.0%
% of FP17s Relating to Free Repair or Replacements	21	4,253	0.5%	0.7%	0.8%	0.8%
% of FP17s Relating to Continuations	46	4,253	1.1%	1.0%	0.9%	0.9%
% of Patients satisfied with the dentistry they have received	2	2	N/A	93.7%	93.6%	93.2%
% of Patients satisfied with the time they had to wait for an appointment	2	2	N/A	86.8%	88.6%	88.3%

* This is based on patients treated on this contract for their most recent course of treatment. Figures in italics indicate the base number of FP17s or Patient Questionnaire responses are less than 100. N/A is shown where the base number of responses is less than 10 during the period. % is calculated as Quantity/Base number*100

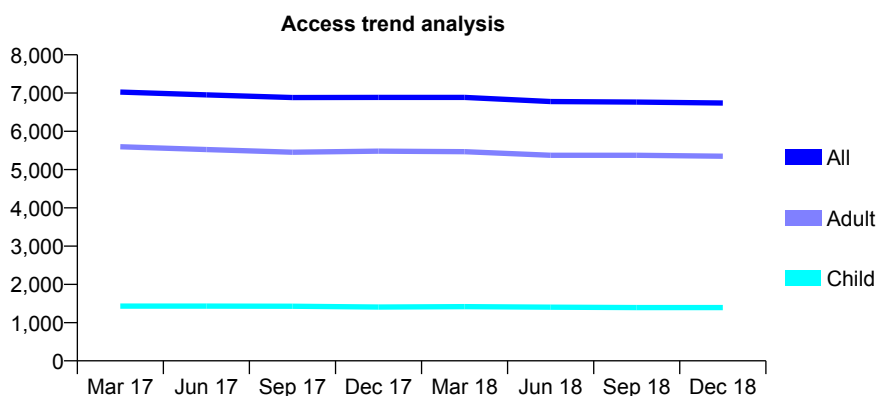
Q56 - Vital Signs At a Glance Contract Report for 577871/0001 - December 2018

Name or company name	MRS PS DURANT
Contract type name	GDS Contract
Purpose of contract	General
Contract start date	01/11/2013
Contract end date	

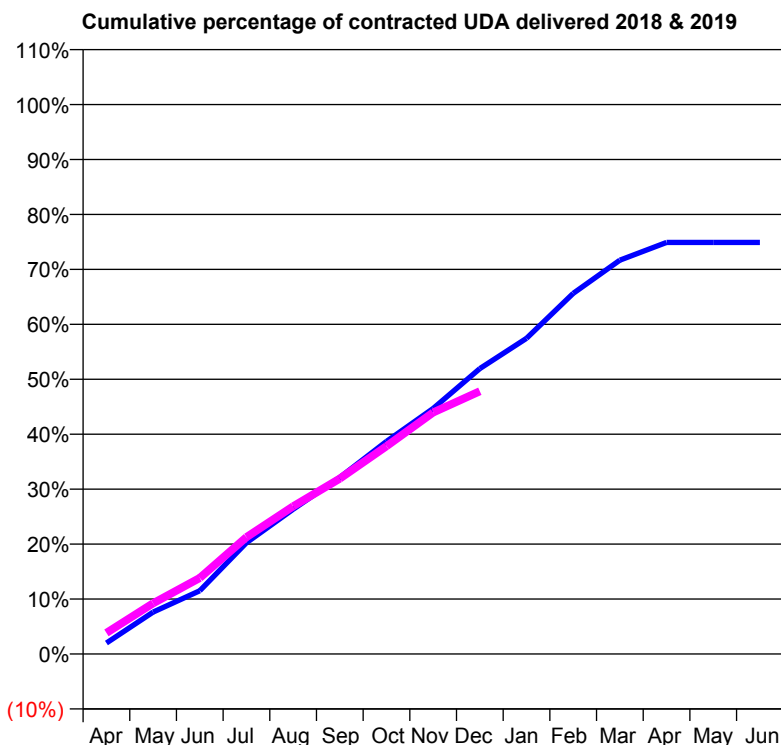
18/19 Contracted general activity (UDA)	23,142
Carry forward general activity (UDA)	0
18/19 Contracted orthodontic activity (UOA)	0
Carry forward orthodontic activity (UOA)	0
Baseline contract value	£632,145.87

ACCESS*

Patients seen in 24 months	Total	Change since previous quarter
Quarter ending December 2017	6,888	
Quarter ending March 2018	6,887	→
Quarter ending June 2018	6,777	↓
Quarter ending September 2018	6,764	→
Quarter ending December 2018	6,739	→
Variance since December 2017	(2.2%)	↓



ACTIVITY



Month	Adjusted Scheduled Activity (UDA)	
	2018	2019
April	463	892
May	1,767	2,138
June	2,666	3,203
July	4,684	4,921
August	6,095	6,219
September	7,436	7,390
October	8,952	8,753
November	10,341	10,173
December	12,023	11,065
January	13,296	
February	15,187	
March	16,587	
April	17,334	
May	17,333	
June	17,333	

QUALITY

	Quantity	Base Number	Contract	AT	Region	England
% of FP17s for the same patient ID Re-attending within 3 months - Children	100	1,500	6.7%	10.8%	11.6%	11.8%
% of FP17s for the same patient ID Re-attending within 3 months - Adults	813	5,370	15.1%	14.0%	15.1%	15.6%
% of FP17s for the same patient ID Re-attending between 3 & 9 months - Children	1,014	1,500	67.6%	59.8%	59.9%	58.8%
% of FP17s for the same patient ID Re-attending between 3 & 9 months - Adults	2,641	5,370	49.2%	49.4%	52.0%	51.0%
% of FP17s for Band 1 Urgent Courses	938	6,509	14.4%	9.0%	8.0%	9.0%
% of FP17s Relating to Free Repair or Replacements	18	6,509	0.3%	0.7%	0.8%	0.8%
% of FP17s Relating to Continuations	22	6,509	0.3%	1.0%	0.9%	0.9%
% of Patients satisfied with the dentistry they have received	3	3	N/A	93.7%	93.6%	93.2%
% of Patients satisfied with the time they had to wait for an appointment	1	3	N/A	86.8%	88.6%	88.3%

* This is based on patients treated on this contract for their most recent course of treatment. Figures in italics indicate the base number of FP17s or Patient Questionnaire responses are less than 100. N/A is shown where the base number of responses is less than 10 during the period. % is calculated as Quantity/Base number*100

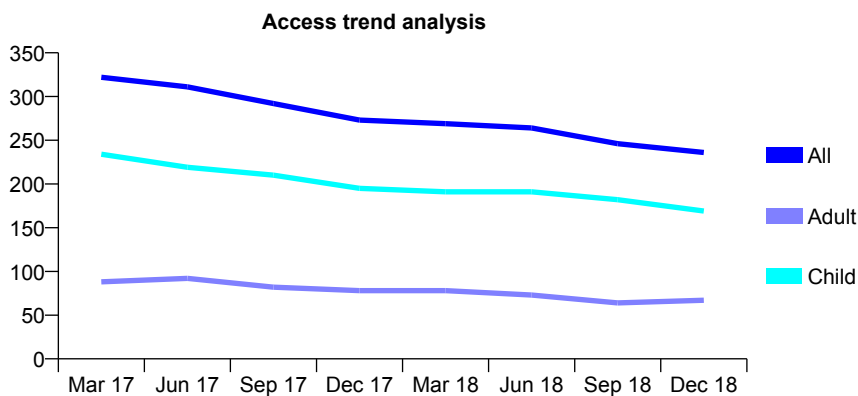
Q56 - Vital Signs At a Glance Contract Report for 626317/0002 - December 2018

Name or company name	Abbey Dental Practice
Contract type name	GDS Contract
Purpose of contract	General
Contract start date	08/12/2014
Contract end date	

18/19 Contracted general activity (UDA)	825
Carry forward general activity (UDA)	0
18/19 Contracted orthodontic activity (UOA)	0
Carry forward orthodontic activity (UOA)	0
Baseline contract value	£18,535.74

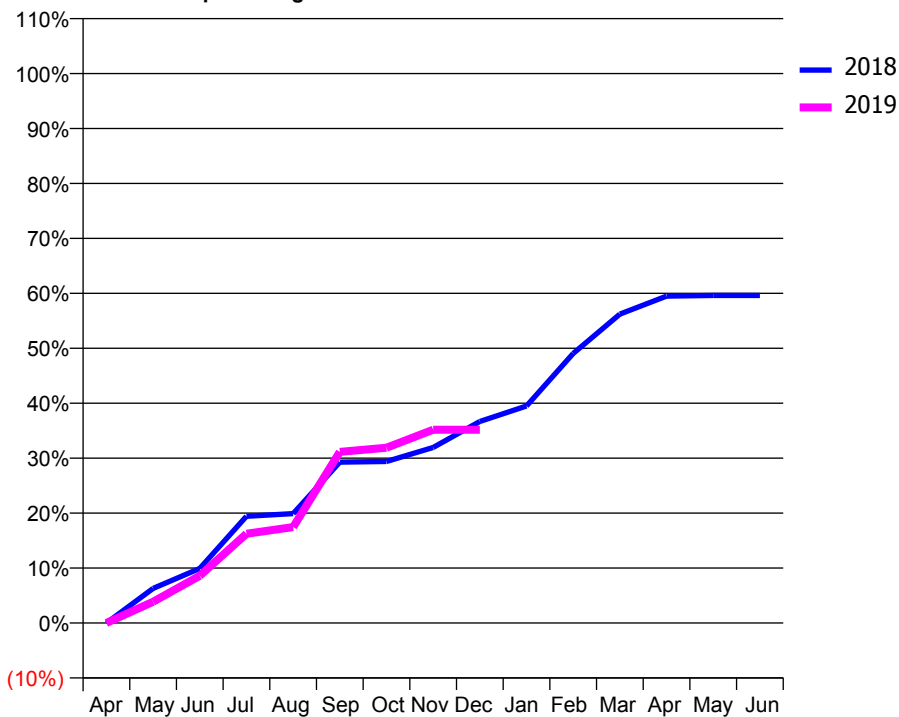
ACCESS*

Patients seen in 24 months	Total	Change since previous quarter
Quarter ending December 2017	273	
Quarter ending March 2018	269	↓
Quarter ending June 2018	264	↓
Quarter ending September 2018	246	↓
Quarter ending December 2018	236	↓
Variance since December 2017	(13.6%)	↓



ACTIVITY

Cumulative percentage of contracted UDA delivered 2018 & 2019



Month	Adjusted Scheduled Activity (UDA)	
	2018	2019
April	0	0
May	52	32
June	82	71
July	160	134
August	164	144
September	242	257
October	243	263
November	264	290
December	303	290
January	326	
February	405	
March	464	
April	491	
May	492	
June	492	

QUALITY

	Quantity	Base Number	Contract	AT	Region	England
% of FP17s for the same patient ID Re-attending within 3 months - Children	9	154	5.8%	10.8%	11.6%	11.8%
% of FP17s for the same patient ID Re-attending within 3 months - Adults	3	34	8.8%	14.0%	15.1%	15.6%
% of FP17s for the same patient ID Re-attending between 3 & 9 months - Children	88	154	57.1%	59.8%	59.9%	58.8%
% of FP17s for the same patient ID Re-attending between 3 & 9 months - Adults	26	34	76.5%	49.4%	52.0%	51.0%
% of FP17s for Band 1 Urgent Courses	1	164	0.6%	9.0%	8.0%	9.0%
% of FP17s Relating to Free Repair or Replacements	0	164	0.0%	0.7%	0.8%	0.8%
% of FP17s Relating to Continuations	0	164	0.0%	1.0%	0.9%	0.9%
% of Patients satisfied with the dentistry they have received	0	0	N/A	93.7%	93.6%	93.2%
% of Patients satisfied with the time they had to wait for an appointment	0	0	N/A	86.8%	88.6%	88.3%

* This is based on patients treated on this contract for their most recent course of treatment. Figures in italics indicate the base number of FP17s or Patient Questionnaire responses are less than 100. N/A is shown where the base number of responses is less than 10 during the period. % is calculated as Quantity/Base number*100

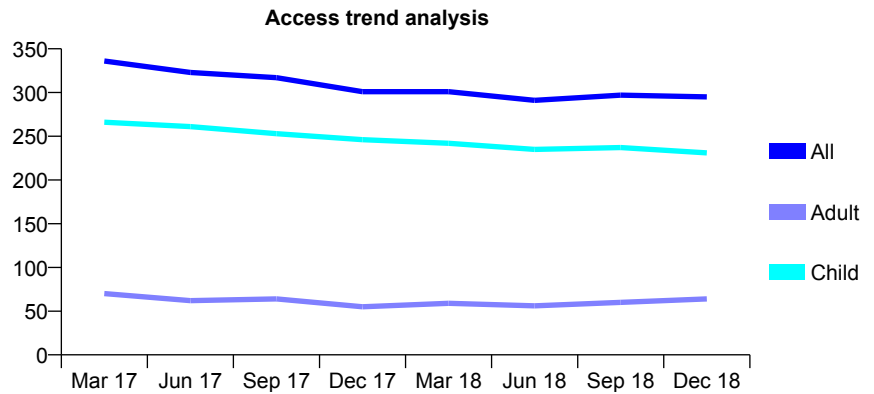
Q56 - Vital Signs At a Glance Contract Report for 631647/0001 - December 2018

Name or company name	MR RP BANDENBURG
Contract type name	GDS Contract
Purpose of contract	General
Contract start date	01/04/2006
Contract end date	

18/19 Contracted general activity (UDA)	755
Carry forward general activity (UDA)	0
18/19 Contracted orthodontic activity (UOA)	0
Carry forward orthodontic activity (UOA)	0
Baseline contract value	£16,825.05

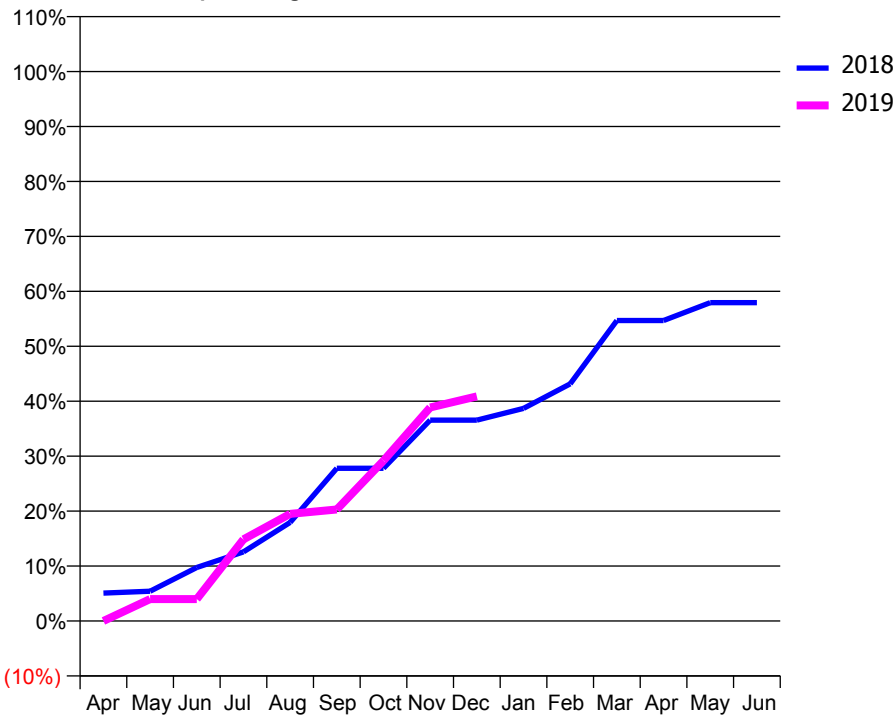
ACCESS*

Patients seen in 24 months	Total	Change since previous quarter
Quarter ending December 2017	301	
Quarter ending March 2018	301	→
Quarter ending June 2018	291	↓
Quarter ending September 2018	297	↑
Quarter ending December 2018	295	→
Variance since December 2017	(2.0%)	↓



ACTIVITY

Cumulative percentage of contracted UDA delivered 2018 & 2019



Month	Adjusted Scheduled Activity (UDA)	
	2018	2019
April	46	0
May	49	30
June	88	30
July	114	112
August	162	147
September	252	153
October	252	220
November	331	293
December	331	309
January	350	
February	391	
March	495	
April	495	
May	524	
June	524	

QUALITY

	Quantity	Base Number	Contract	AT	Region	England
% of FP17s for the same patient ID Re-attending within 3 months - Children	18	260	6.9%	10.8%	11.6%	11.8%
% of FP17s for the same patient ID Re-attending within 3 months - Adults	0	21	0.0%	14.0%	15.1%	15.6%
% of FP17s for the same patient ID Re-attending between 3 & 9 months - Children	166	260	63.8%	59.8%	59.9%	58.8%
% of FP17s for the same patient ID Re-attending between 3 & 9 months - Adults	16	21	76.2%	49.4%	52.0%	51.0%
% of FP17s for Band 1 Urgent Courses	3	252	1.2%	9.0%	8.0%	9.0%
% of FP17s Relating to Free Repair or Replacements	0	252	0.0%	0.7%	0.8%	0.8%
% of FP17s Relating to Continuations	1	252	0.4%	1.0%	0.9%	0.9%
% of Patients satisfied with the dentistry they have received	0	0	N/A	93.7%	93.6%	93.2%
% of Patients satisfied with the time they had to wait for an appointment	0	0	N/A	86.8%	88.6%	88.3%

* This is based on patients treated on this contract for their most recent course of treatment. Figures in italics indicate the base number of FP17s or Patient Questionnaire responses are less than 100. N/A is shown where the base number of responses is less than 10 during the period. % is calculated as Quantity/Base number*100

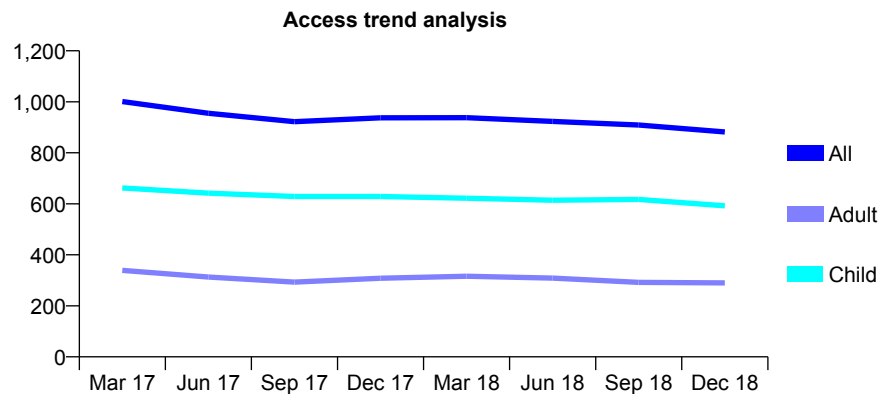
Q56 - Vital Signs At a Glance Contract Report for 636096/0001 - December 2018

Name or company name	MR SG NICOLL
Contract type name	GDS Contract
Purpose of contract	General
Contract start date	01/04/2006
Contract end date	

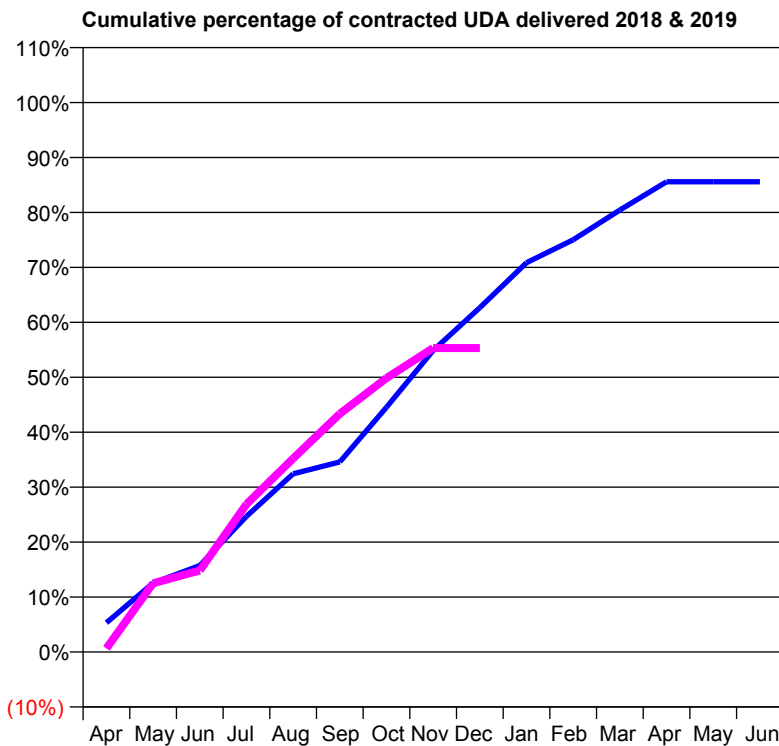
18/19 Contracted general activity (UDA)	1,800
Carry forward general activity (UDA)	0
18/19 Contracted orthodontic activity (UOA)	0
Carry forward orthodontic activity (UOA)	0
Baseline contract value	£50,922.15

ACCESS*

Patients seen in 24 months	Total	Change since previous quarter
Quarter ending December 2017	937	
Quarter ending March 2018	938	→
Quarter ending June 2018	923	↓
Quarter ending September 2018	909	↓
Quarter ending December 2018	882	↓
Variance since December 2017	(5.9%)	↓



ACTIVITY



Adjusted Scheduled Activity (UDA)		
Month	2018	2019
April	96	12
May	226	225
June	283	267
July	445	484
August	584	634
September	623	780
October	802	897
November	988	996
December	1,128	996
January	1,275	
February	1,350	
March	1,448	
April	1,541	
May	1,541	
June	1,541	

QUALITY

	Quantity	Base Number	Contract	AT	Region	England
% of FP17s for the same patient ID Re-attending within 3 months - Children	33	624	5.3%	10.8%	11.6%	11.8%
% of FP17s for the same patient ID Re-attending within 3 months - Adults	5	170	2.9%	14.0%	15.1%	15.6%
% of FP17s for the same patient ID Re-attending between 3 & 9 months - Children	381	624	61.1%	59.8%	59.9%	58.8%
% of FP17s for the same patient ID Re-attending between 3 & 9 months - Adults	92	170	54.1%	49.4%	52.0%	51.0%
% of FP17s for Band 1 Urgent Courses	3	725	0.4%	9.0%	8.0%	9.0%
% of FP17s Relating to Free Repair or Replacements	0	725	0.0%	0.7%	0.8%	0.8%
% of FP17s Relating to Continuations	0	725	0.0%	1.0%	0.9%	0.9%
% of Patients satisfied with the dentistry they have received	0	0	N/A	93.7%	93.6%	93.2%
% of Patients satisfied with the time they had to wait for an appointment	0	0	N/A	86.8%	88.6%	88.3%

* This is based on patients treated on this contract for their most recent course of treatment. Figures in italics indicate the base number of FP17s or Patient Questionnaire responses are less than 100. N/A is shown where the base number of responses is less than 10 during the period. % is calculated as Quantity/Base number*100

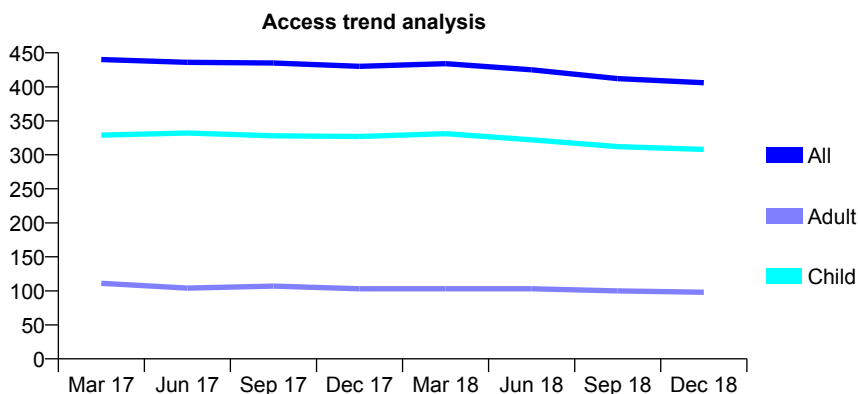
Q56 - Vital Signs At a Glance Contract Report for 639214/0001 - December 2018

Name or company name	MISS CA NEVILLE
Contract type name	GDS Contract
Purpose of contract	General
Contract start date	01/04/2006
Contract end date	

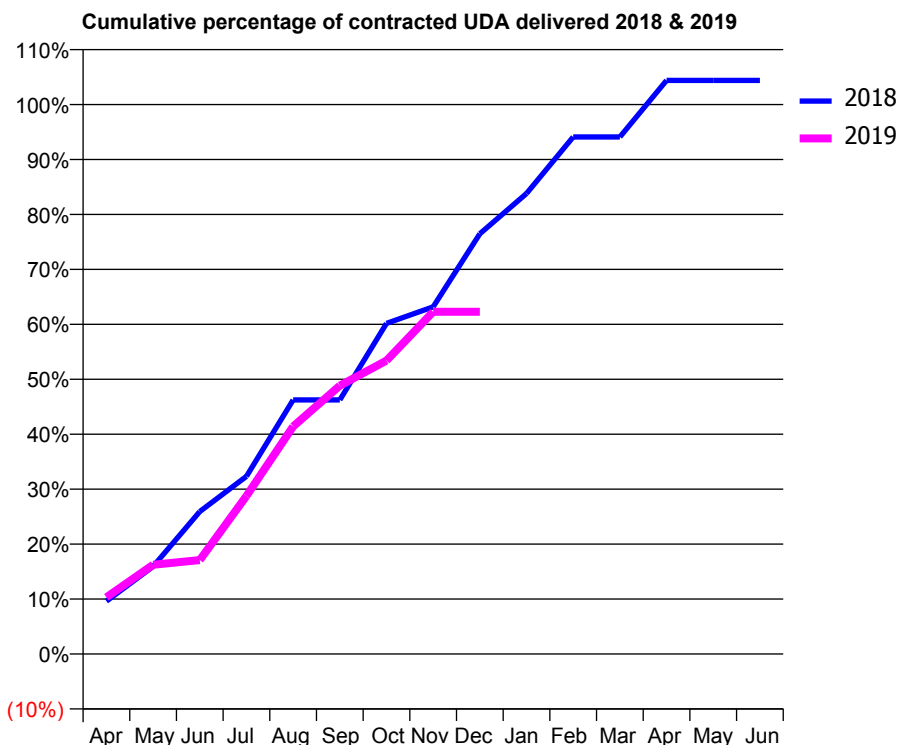
18/19 Contracted general activity (UDA)	865
Carry forward general activity (UDA)	-17
18/19 Contracted orthodontic activity (UOA)	0
Carry forward orthodontic activity (UOA)	0
Baseline contract value	£21,584.45

ACCESS*

Patients seen in 24 months	Total	Change since previous quarter
Quarter ending December 2017	430	
Quarter ending March 2018	434	→
Quarter ending June 2018	425	↓
Quarter ending September 2018	412	↓
Quarter ending December 2018	406	↓
Variance since December 2017	(5.6%)	↓



ACTIVITY



Month	Adjusted Scheduled Activity (UDA)	
	2018	2019
April	83	89
May	138	141
June	224	148
July	280	249
August	400	358
September	400	422
October	520	462
November	547	539
December	662	539
January	725	
February	814	
March	814	
April	903	
May	903	
June	903	

QUALITY

	Quantity	Base Number	Contract	AT	Region	England
% of FP17s for the same patient ID Re-attending within 3 months - Children	27	361	7.5%	10.8%	11.6%	11.8%
% of FP17s for the same patient ID Re-attending within 3 months - Adults	4	76	5.3%	14.0%	15.1%	15.6%
% of FP17s for the same patient ID Re-attending between 3 & 9 months - Children	239	361	66.2%	59.8%	59.9%	58.8%
% of FP17s for the same patient ID Re-attending between 3 & 9 months - Adults	44	76	57.9%	49.4%	52.0%	51.0%
% of FP17s for Band 1 Urgent Courses	9	385	2.3%	9.0%	8.0%	9.0%
% of FP17s Relating to Free Repair or Replacements	0	385	0.0%	0.7%	0.8%	0.8%
% of FP17s Relating to Continuations	1	385	0.3%	1.0%	0.9%	0.9%
% of Patients satisfied with the dentistry they have received	0	0	N/A	93.7%	93.6%	93.2%
% of Patients satisfied with the time they had to wait for an appointment	0	0	N/A	86.8%	88.6%	88.3%

* This is based on patients treated on this contract for their most recent course of treatment. Figures in italics indicate the base number of FP17s or Patient Questionnaire responses are less than 100. N/A is shown where the base number of responses is less than 10 during the period. % is calculated as Quantity/Base number*100

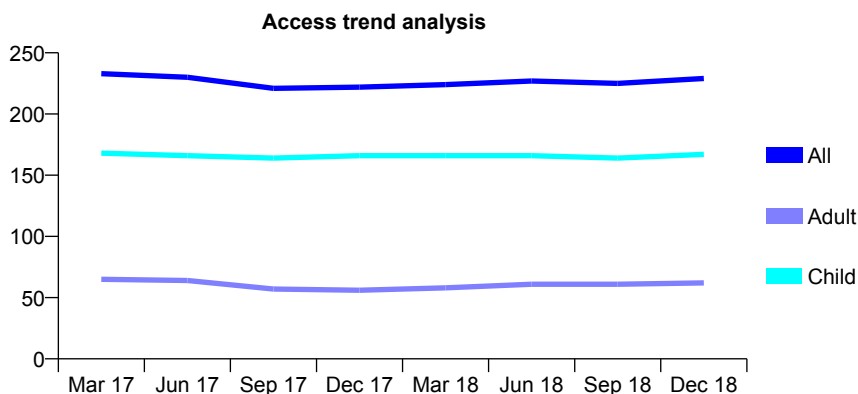
Q56 - Vital Signs At a Glance Contract Report for 644072/0001 - December 2018

Name or company name	MR A BROWN
Contract type name	GDS Contract
Purpose of contract	General
Contract start date	01/06/2014
Contract end date	

18/19 Contracted general activity (UDA)	550
Carry forward general activity (UDA)	17
18/19 Contracted orthodontic activity (UOA)	0
Carry forward orthodontic activity (UOA)	0
Baseline contract value	£11,437.68

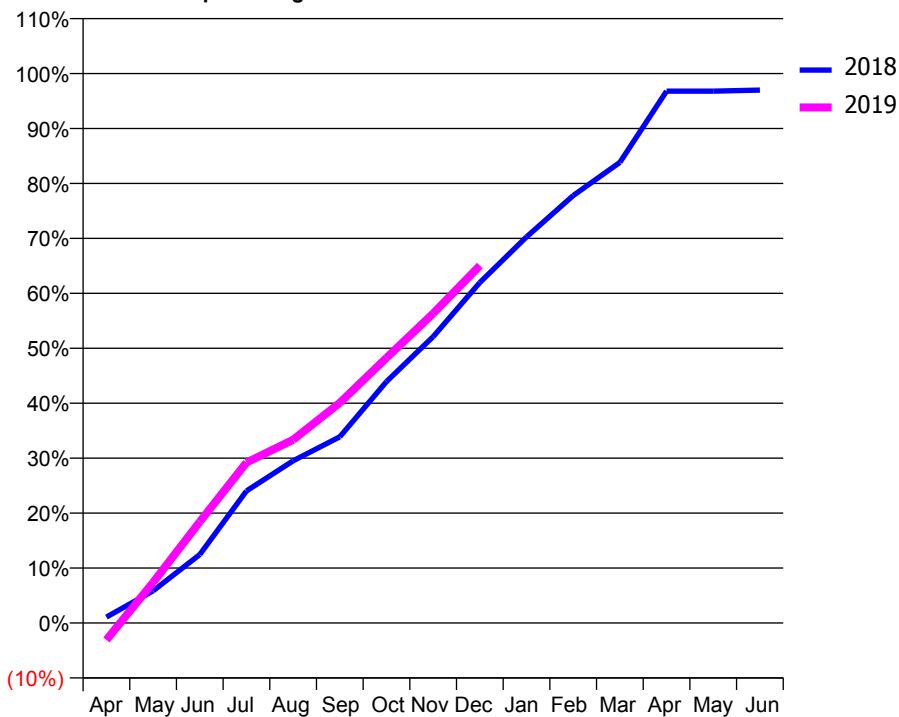
ACCESS*

Patients seen in 24 months	Total	Change since previous quarter
Quarter ending December 2017	222	
Quarter ending March 2018	224	→
Quarter ending June 2018	227	→
Quarter ending September 2018	225	→
Quarter ending December 2018	229	→
Variance since December 2017	3.2%	↑



ACTIVITY

Cumulative percentage of contracted UDA delivered 2018 & 2019



Month	Adjusted Scheduled Activity (UDA)	
	2018	2019
April	6	-17
May	32	41
June	69	101
July	132	161
August	162	183
September	186	220
October	242	265
November	287	310
December	341	358
January	386	
February	428	
March	461	
April	532	
May	532	
June	533	

QUALITY

	Quantity	Base Number	Contract	AT	Region	England
% of FP17s for the same patient ID Re-attending within 3 months - Children	15	272	5.5%	10.8%	11.6%	11.8%
% of FP17s for the same patient ID Re-attending within 3 months - Adults	10	60	16.7%	14.0%	15.1%	15.6%
% of FP17s for the same patient ID Re-attending between 3 & 9 months - Children	219	272	80.5%	59.8%	59.9%	58.8%
% of FP17s for the same patient ID Re-attending between 3 & 9 months - Adults	40	60	66.7%	49.4%	52.0%	51.0%
% of FP17s for Band 1 Urgent Courses	19	289	6.6%	9.0%	8.0%	9.0%
% of FP17s Relating to Free Repair or Replacements	0	289	0.0%	0.7%	0.8%	0.8%
% of FP17s Relating to Continuations	0	289	0.0%	1.0%	0.9%	0.9%
% of Patients satisfied with the dentistry they have received	0	0	N/A	93.7%	93.6%	93.2%
% of Patients satisfied with the time they had to wait for an appointment	0	0	N/A	86.8%	88.6%	88.3%

* This is based on patients treated on this contract for their most recent course of treatment. Figures in italics indicate the base number of FP17s or Patient Questionnaire responses are less than 100. N/A is shown where the base number of responses is less than 10 during the period. % is calculated as Quantity/Base number*100

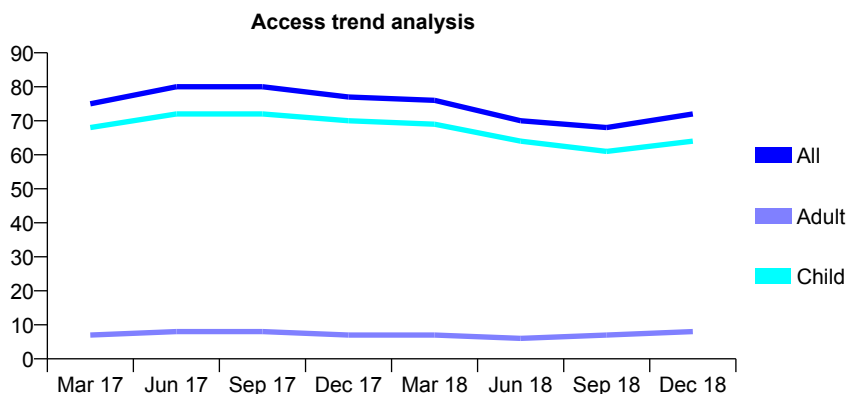
Q56 - Vital Signs At a Glance Contract Report for 644420/0001 - December 2018

Name or company name	MRS JM BELSHAM
Contract type name	GDS Contract
Purpose of contract	General
Contract start date	01/04/2006
Contract end date	

18/19 Contracted general activity (UDA)	105
Carry forward general activity (UDA)	-2
18/19 Contracted orthodontic activity (UOA)	0
Carry forward orthodontic activity (UOA)	0
Baseline contract value	£1,912.83

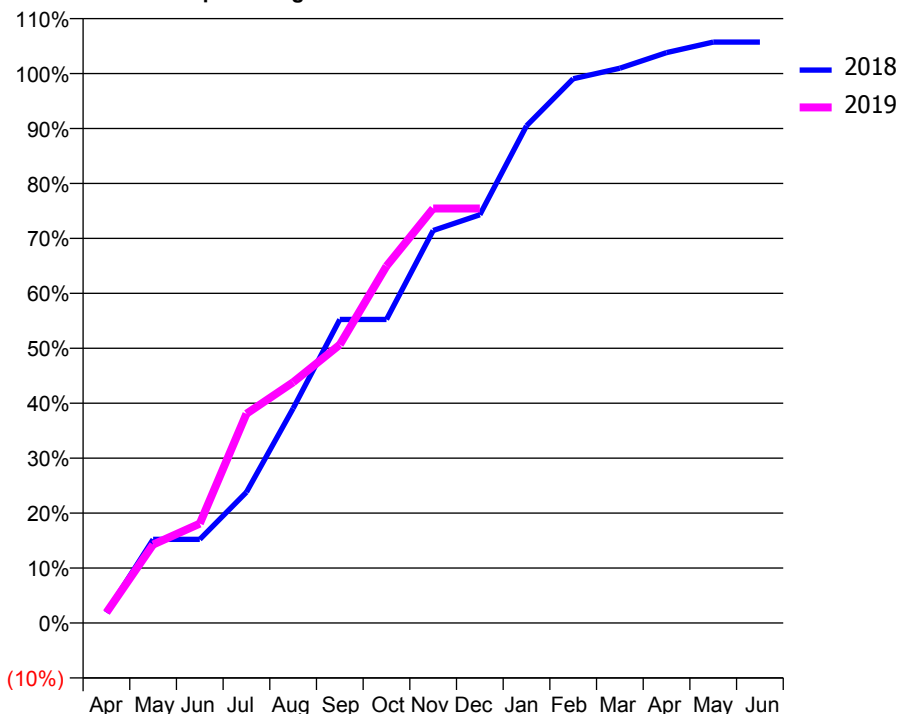
ACCESS*

Patients seen in 24 months	Total	Change since previous quarter
Quarter ending December 2017	77	
Quarter ending March 2018	76	↓
Quarter ending June 2018	70	↓
Quarter ending September 2018	68	↓
Quarter ending December 2018	72	↑
Variance since December 2017	(6.5%)	↓



ACTIVITY

Cumulative percentage of contracted UDA delivered 2018 & 2019



Month	Adjusted Scheduled Activity (UDA)	
	2018	2019
April	2	2
May	16	15
June	16	19
July	25	40
August	41	46
September	58	53
October	58	68
November	75	79
December	78	79
January	95	
February	104	
March	106	
April	109	
May	111	
June	111	

QUALITY

	Quantity	Base Number	Contract	AT	Region	England
% of FP17s for the same patient ID Re-attending within 3 months - Children	1	66	1.5%	10.8%	11.6%	11.8%
% of FP17s for the same patient ID Re-attending within 3 months - Adults	1	5	20.0%	14.0%	15.1%	15.6%
% of FP17s for the same patient ID Re-attending between 3 & 9 months - Children	41	66	62.1%	59.8%	59.9%	58.8%
% of FP17s for the same patient ID Re-attending between 3 & 9 months - Adults	3	5	60.0%	49.4%	52.0%	51.0%
% of FP17s for Band 1 Urgent Courses	1	62	1.6%	9.0%	8.0%	9.0%
% of FP17s Relating to Free Repair or Replacements	0	62	0.0%	0.7%	0.8%	0.8%
% of FP17s Relating to Continuations	0	62	0.0%	1.0%	0.9%	0.9%
% of Patients satisfied with the dentistry they have received	0	0	N/A	93.7%	93.6%	93.2%
% of Patients satisfied with the time they had to wait for an appointment	0	0	N/A	86.8%	88.6%	88.3%

* This is based on patients treated on this contract for their most recent course of treatment. Figures in italics indicate the base number of FP17s or Patient Questionnaire responses are less than 100. N/A is shown where the base number of responses is less than 10 during the period. % is calculated as Quantity/Base number*100

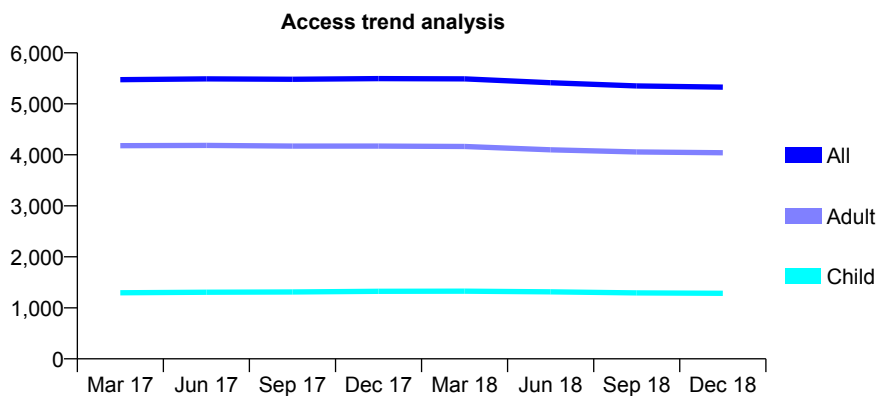
Q56 - Vital Signs At a Glance Contract Report for 644668/0001 - December 2018

Name or company name	MRS JM GEANEY
Contract type name	GDS Contract
Purpose of contract	General
Contract start date	01/04/2006
Contract end date	

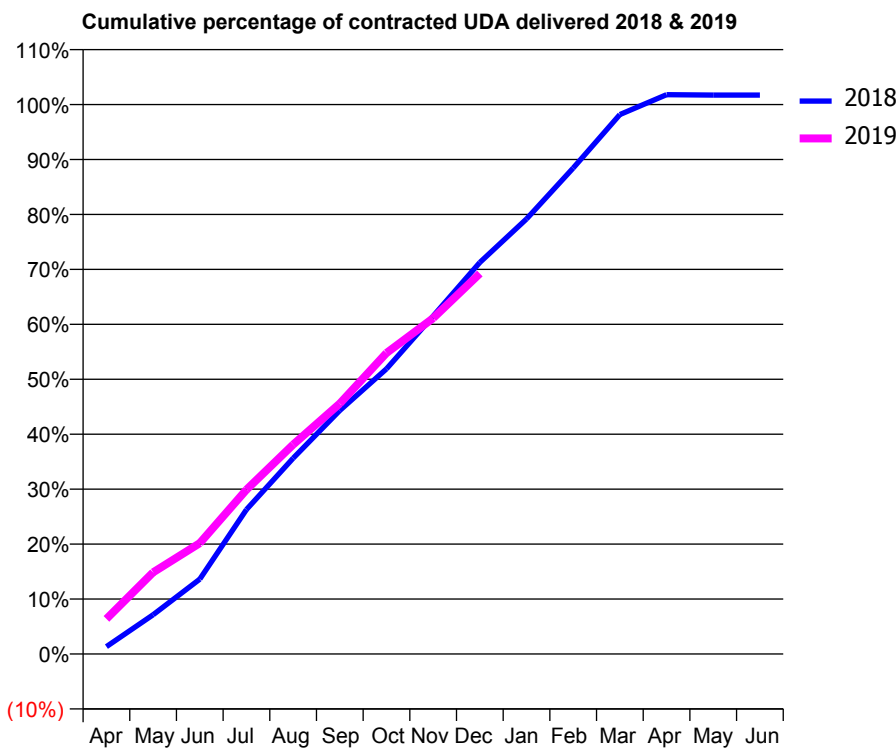
18/19 Contracted general activity (UDA)	11,118
Carry forward general activity (UDA)	-190
18/19 Contracted orthodontic activity (UOA)	0
Carry forward orthodontic activity (UOA)	0
Baseline contract value	£257,153.55

ACCESS*

Patients seen in 24 months	Total	Change since previous quarter
Quarter ending December 2017	5,495	
Quarter ending March 2018	5,490	→
Quarter ending June 2018	5,412	↓
Quarter ending September 2018	5,350	↓
Quarter ending December 2018	5,327	→
Variance since December 2017	(3.1%)	↓



ACTIVITY



Month	Adjusted Scheduled Activity (UDA)	
	2018	2019
April	149	711
May	794	1,654
June	1,514	2,244
July	2,923	3,324
August	3,961	4,236
September	4,928	5,067
October	5,771	6,090
November	6,838	6,795
December	7,923	7,698
January	8,801	
February	9,833	
March	10,916	
April	11,317	
May	11,308	
June	11,308	

QUALITY

	Quantity	Base Number	Contract	AT	Region	England
% of FP17s for the same patient ID Re-attending within 3 months - Children	117	1,540	7.6%	10.8%	11.6%	11.8%
% of FP17s for the same patient ID Re-attending within 3 months - Adults	535	3,950	13.5%	14.0%	15.1%	15.6%
% of FP17s for the same patient ID Re-attending between 3 & 9 months - Children	1,120	1,540	72.7%	59.8%	59.9%	58.8%
% of FP17s for the same patient ID Re-attending between 3 & 9 months - Adults	2,033	3,950	51.5%	49.4%	52.0%	51.0%
% of FP17s for Band 1 Urgent Courses	230	4,276	5.4%	9.0%	8.0%	9.0%
% of FP17s Relating to Free Repair or Replacements	52	4,276	1.2%	0.7%	0.8%	0.8%
% of FP17s Relating to Continuations	25	4,276	0.6%	1.0%	0.9%	0.9%
% of Patients satisfied with the dentistry they have received	3	3	N/A	93.7%	93.6%	93.2%
% of Patients satisfied with the time they had to wait for an appointment	3	3	N/A	86.8%	88.6%	88.3%

* This is based on patients treated on this contract for their most recent course of treatment. Figures in italics indicate the base number of FP17s or Patient Questionnaire responses are less than 100. N/A is shown where the base number of responses is less than 10 during the period. % is calculated as Quantity/Base number*100

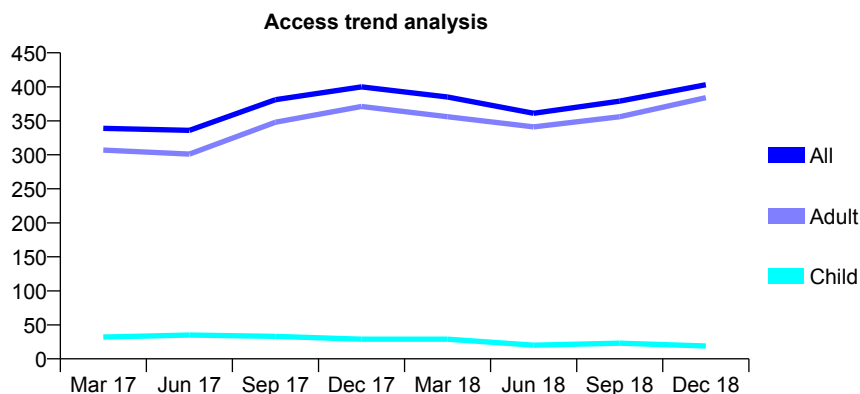
Q56 - Vital Signs At a Glance Contract Report for 648558/0001 - December 2018

Name or company name	MISS K RUSTAGE
Contract type name	GDS Contract
Purpose of contract	General
Contract start date	01/04/2006
Contract end date	

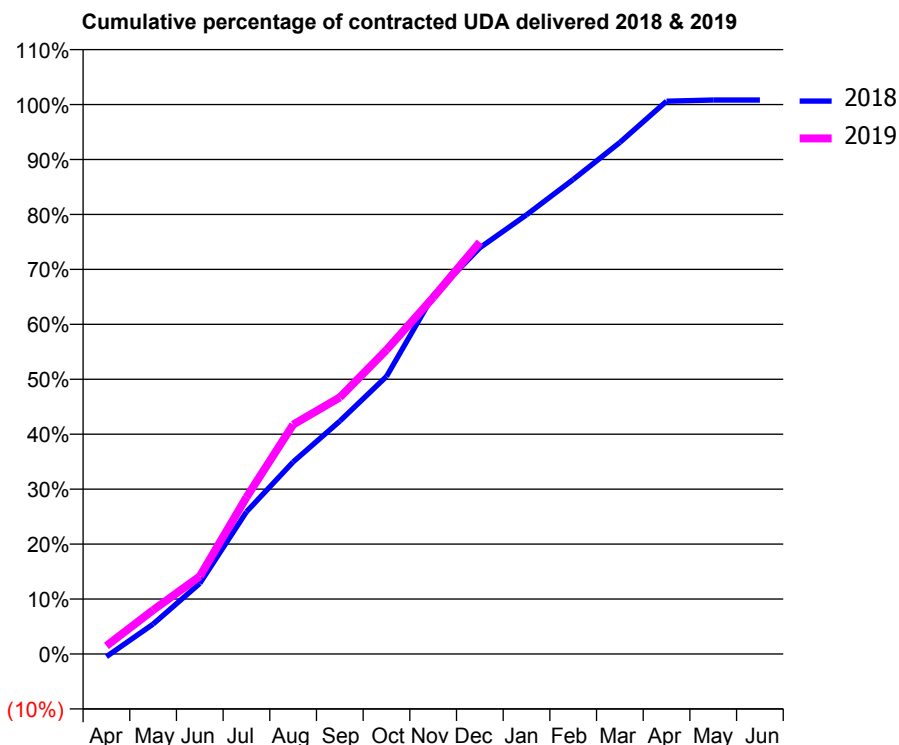
18/19 Contracted general activity (UDA)	1,414
Carry forward general activity (UDA)	-11
18/19 Contracted orthodontic activity (UOA)	0
Carry forward orthodontic activity (UOA)	0
Baseline contract value	£45,243.30

ACCESS*

Patients seen in 24 months	Total	Change since previous quarter
Quarter ending December 2017	400	
Quarter ending March 2018	385	↓
Quarter ending June 2018	361	↓
Quarter ending September 2018	379	↑
Quarter ending December 2018	403	↑
Variance since December 2017	0.8%	→



ACTIVITY



Month	Adjusted Scheduled Activity (UDA)	
	2018	2019
April	-7	21
May	77	113
June	182	200
July	366	403
August	494	590
September	599	660
October	714	782
November	922	917
December	1,045	1,060
January	1,130	
February	1,221	
March	1,316	
April	1,422	
May	1,425	
June	1,425	

QUALITY

	Quantity	Base Number	Contract	AT	Region	England
% of FP17s for the same patient ID Re-attending within 3 months - Children	0	38	0.0%	10.8%	11.6%	11.8%
% of FP17s for the same patient ID Re-attending within 3 months - Adults	3	412	0.7%	14.0%	15.1%	15.6%
% of FP17s for the same patient ID Re-attending between 3 & 9 months - Children	0	38	0.0%	59.8%	59.9%	58.8%
% of FP17s for the same patient ID Re-attending between 3 & 9 months - Adults	4	412	1.0%	49.4%	52.0%	51.0%
% of FP17s for Band 1 Urgent Courses	2	411	0.5%	9.0%	8.0%	9.0%
% of FP17s Relating to Free Repair or Replacements	0	411	0.0%	0.7%	0.8%	0.8%
% of FP17s Relating to Continuations	0	411	0.0%	1.0%	0.9%	0.9%
% of Patients satisfied with the dentistry they have received	0	0	N/A	93.7%	93.6%	93.2%
% of Patients satisfied with the time they had to wait for an appointment	0	0	N/A	86.8%	88.6%	88.3%

* This is based on patients treated on this contract for their most recent course of treatment. Figures in italics indicate the base number of FP17s or Patient Questionnaire responses are less than 100. N/A is shown where the base number of responses is less than 10 during the period. % is calculated as Quantity/Base number*100

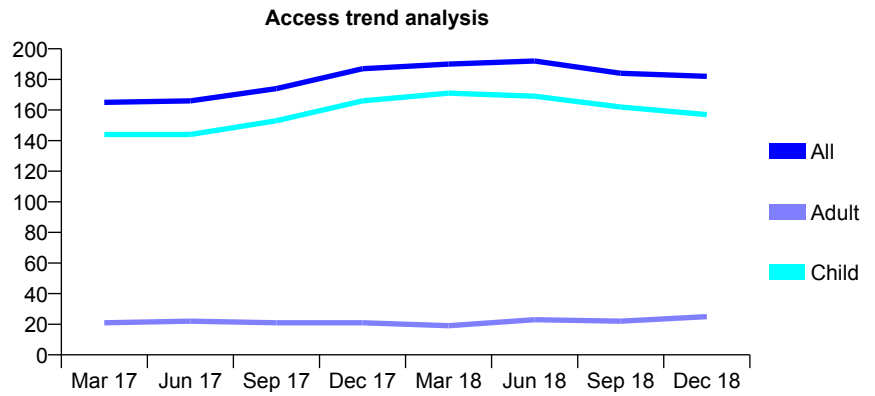
Q56 - Vital Signs At a Glance Contract Report for 657409/0001 - December 2018

Name or company name	MR JS FROST
Contract type name	GDS Contract
Purpose of contract	General
Contract start date	01/04/2006
Contract end date	

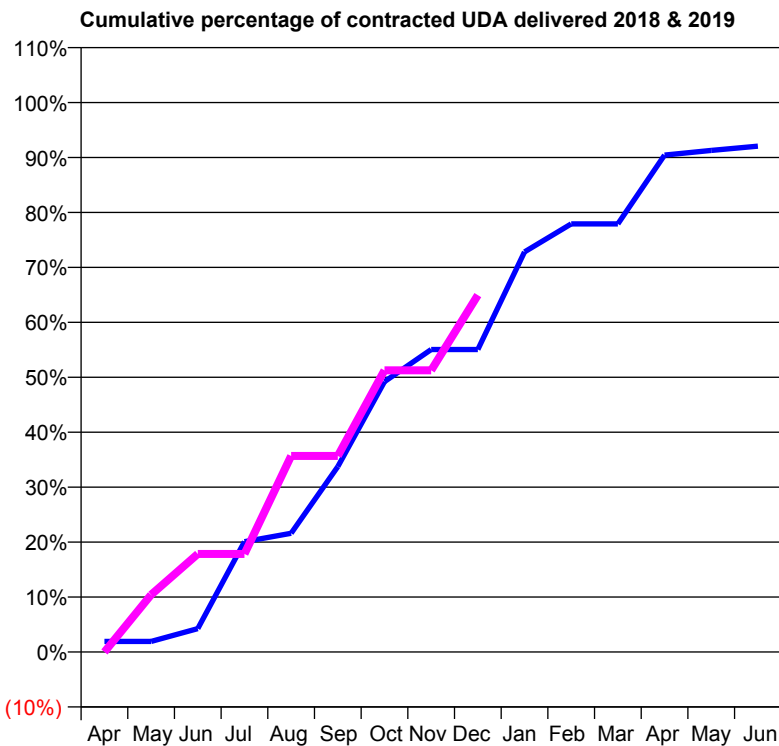
18/19 Contracted general activity (UDA)	259
Carry forward general activity (UDA)	0
18/19 Contracted orthodontic activity (UOA)	0
Carry forward orthodontic activity (UOA)	0
Baseline contract value	£6,081.93

ACCESS*

Patients seen in 24 months	Total	Change since previous quarter
Quarter ending December 2017	187	
Quarter ending March 2018	190	→
Quarter ending June 2018	192	→
Quarter ending September 2018	184	↓
Quarter ending December 2018	182	↓
Variance since December 2017	(2.7%)	↓



ACTIVITY



Month	Adjusted Scheduled Activity (UDA)	
	2018	2019
April	5	0
May	5	27
June	11	46
July	52	46
August	56	92
September	87	92
October	127	133
November	143	133
December	143	168
January	189	
February	202	
March	202	
April	234	
May	236	
June	238	

QUALITY

	Quantity	Base Number	Contract	AT	Region	England
% of FP17s for the same patient ID Re-attending within 3 months - Children	16	214	7.5%	10.8%	11.6%	11.8%
% of FP17s for the same patient ID Re-attending within 3 months - Adults	2	9	22.2%	14.0%	15.1%	15.6%
% of FP17s for the same patient ID Re-attending between 3 & 9 months - Children	121	214	56.5%	59.8%	59.9%	58.8%
% of FP17s for the same patient ID Re-attending between 3 & 9 months - Adults	4	9	44.4%	49.4%	52.0%	51.0%
% of FP17s for Band 1 Urgent Courses	6	174	3.4%	9.0%	8.0%	9.0%
% of FP17s Relating to Free Repair or Replacements	0	174	0.0%	0.7%	0.8%	0.8%
% of FP17s Relating to Continuations	0	174	0.0%	1.0%	0.9%	0.9%
% of Patients satisfied with the dentistry they have received	0	0	N/A	93.7%	93.6%	93.2%
% of Patients satisfied with the time they had to wait for an appointment	0	0	N/A	86.8%	88.6%	88.3%

* This is based on patients treated on this contract for their most recent course of treatment. Figures in italics indicate the base number of FP17s or Patient Questionnaire responses are less than 100. N/A is shown where the base number of responses is less than 10 during the period. % is calculated as Quantity/Base number*100

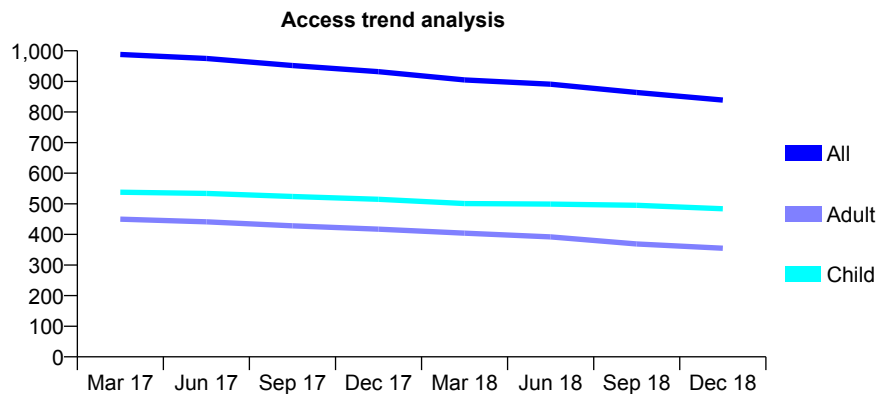
Q56 - Vital Signs At a Glance Contract Report for 657719/0001 - December 2018

Name or company name	MR IS MALHERBE
Contract type name	GDS Contract
Purpose of contract	General and Orthodontic
Contract start date	01/04/2006
Contract end date	

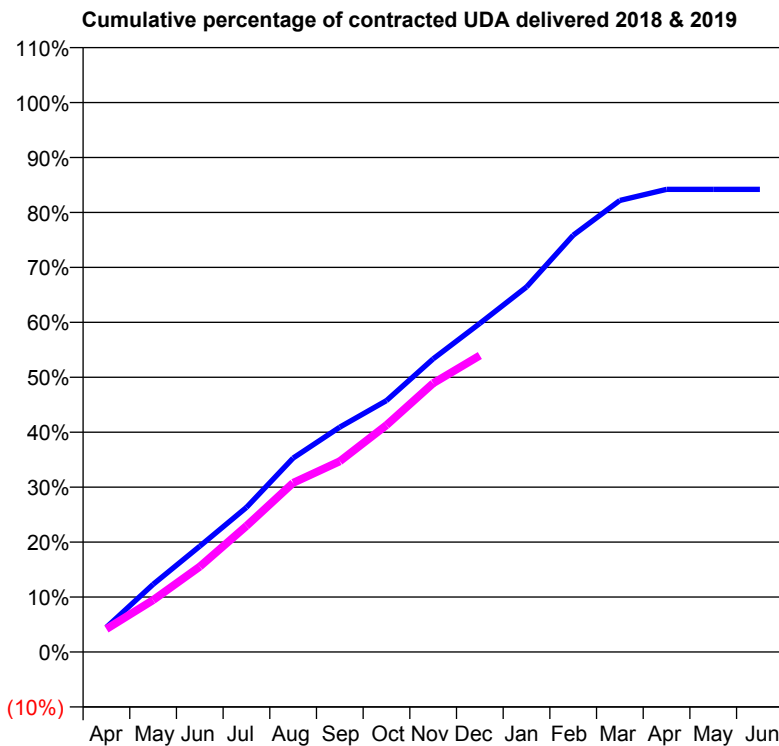
18/19 Contracted general activity (UDA)	3,200
Carry forward general activity (UDA)	0
18/19 Contracted orthodontic activity (UOA)	579
Carry forward orthodontic activity (UOA)	0
Baseline contract value	£85,415.29

ACCESS*

Patients seen in 24 months	Total	Change since previous quarter
Quarter ending December 2017	932	
Quarter ending March 2018	905	↓
Quarter ending June 2018	891	↓
Quarter ending September 2018	864	↓
Quarter ending December 2018	839	↓
Variance since December 2017	(10.0%)	↓



ACTIVITY



Month	Adjusted Scheduled Activity (UDA)	
	2018	2019
April	144	134
May	394	302
June	616	498
July	842	734
August	1,129	985
September	1,309	1,111
October	1,464	1,321
November	1,707	1,565
December	1,914	1,727
January	2,125	
February	2,427	
March	2,630	
April	2,694	
May	2,694	
June	2,694	

QUALITY

	Quantity	Base Number	Contract	AT	Region	England
% of FP17s for the same patient ID Re-attending within 3 months - Children	40	595	6.7%	10.8%	11.6%	11.8%
% of FP17s for the same patient ID Re-attending within 3 months - Adults	53	352	15.1%	14.0%	15.1%	15.6%
% of FP17s for the same patient ID Re-attending between 3 & 9 months - Children	408	595	68.6%	59.8%	59.9%	58.8%
% of FP17s for the same patient ID Re-attending between 3 & 9 months - Adults	227	352	64.5%	49.4%	52.0%	51.0%
% of FP17s for Band 1 Urgent Courses	45	918	4.9%	9.0%	8.0%	9.0%
% of FP17s Relating to Free Repair or Replacements	0	918	0.0%	0.7%	0.8%	0.8%
% of FP17s Relating to Continuations	15	918	1.6%	1.0%	0.9%	0.9%
% of Patients satisfied with the dentistry they have received	0	0	N/A	93.7%	93.6%	93.2%
% of Patients satisfied with the time they had to wait for an appointment	0	0	N/A	86.8%	88.6%	88.3%

* This is based on patients treated on this contract for their most recent course of treatment. Figures in italics indicate the base number of FP17s or Patient Questionnaire responses are less than 100. N/A is shown where the base number of responses is less than 10 during the period. % is calculated as Quantity/Base number*100

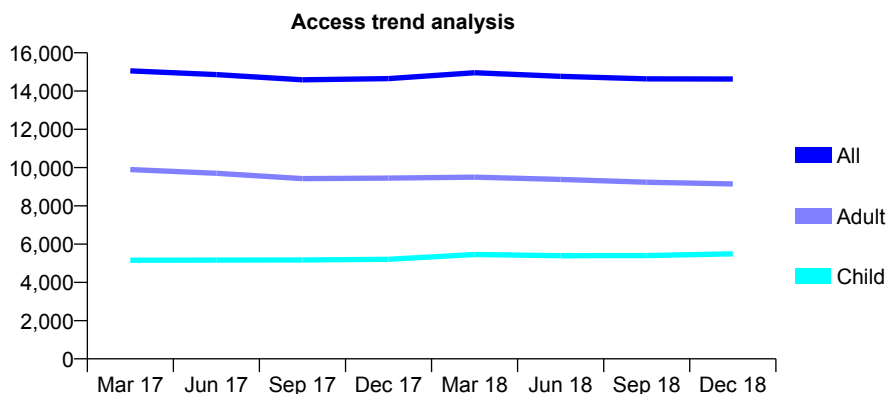
Q56 - Vital Signs At a Glance Contract Report for 659606/0002 - December 2018

Name or company name	MR RM WADHWANI
Contract type name	GDS Contract
Purpose of contract	General
Contract start date	01/04/2006
Contract end date	

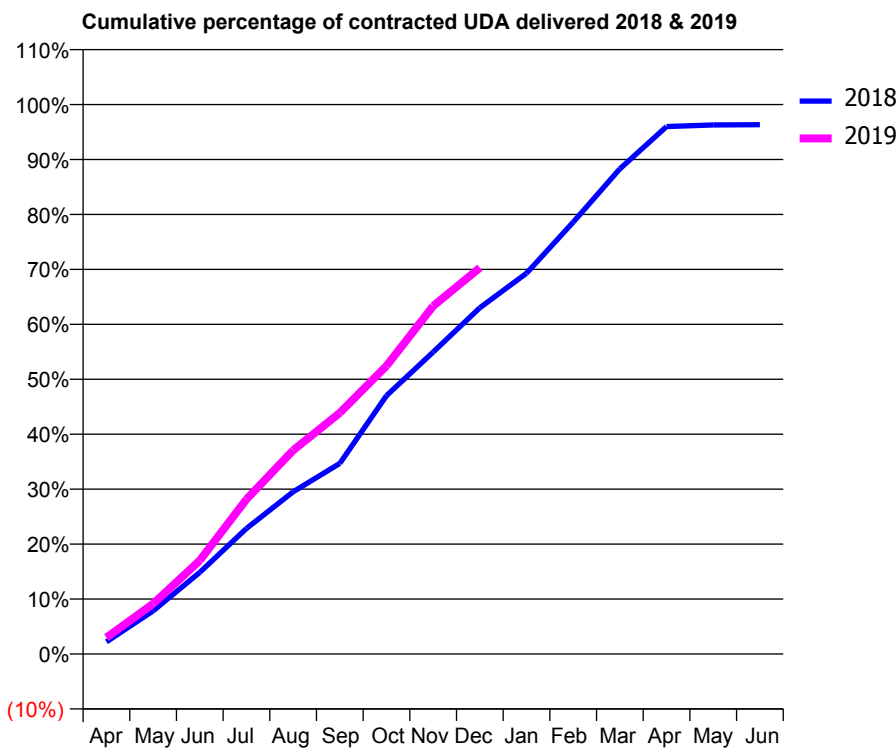
18/19 Contracted general activity (UDA)	32,047
Carry forward general activity (UDA)	153
18/19 Contracted orthodontic activity (UOA)	0
Carry forward orthodontic activity (UOA)	0
Baseline contract value	£938,949.38

ACCESS*

Patients seen in 24 months	Total	Change since previous quarter
Quarter ending December 2017	14,649	
Quarter ending March 2018	14,956	↑
Quarter ending June 2018	14,772	↓
Quarter ending September 2018	14,639	→
Quarter ending December 2018	14,630	→
Variance since December 2017	(0.1%)	→



ACTIVITY



Month	Adjusted Scheduled Activity (UDA)	
	2018	2019
April	696	959
May	2,470	2,928
June	4,683	5,457
July	7,194	9,021
August	9,301	11,883
September	10,927	14,061
October	14,814	16,801
November	17,309	20,296
December	19,848	22,525
January	21,829	
February	24,758	
March	27,809	
April	30,237	
May	30,330	
June	30,340	

QUALITY

	Quantity	Base Number	Contract	AT	Region	England
% of FP17s for the same patient ID Re-attending within 3 months - Children	728	6,593	11.0%	10.8%	11.6%	11.8%
% of FP17s for the same patient ID Re-attending within 3 months - Adults	1,264	9,031	14.0%	14.0%	15.1%	15.6%
% of FP17s for the same patient ID Re-attending between 3 & 9 months - Children	3,632	6,593	55.1%	59.8%	59.9%	58.8%
% of FP17s for the same patient ID Re-attending between 3 & 9 months - Adults	4,228	9,031	46.8%	49.4%	52.0%	51.0%
% of FP17s for Band 1 Urgent Courses	1,050	13,293	7.9%	9.0%	8.0%	9.0%
% of FP17s Relating to Free Repair or Replacements	67	13,293	0.5%	0.7%	0.8%	0.8%
% of FP17s Relating to Continuations	24	13,293	0.2%	1.0%	0.9%	0.9%
% of Patients satisfied with the dentistry they have received	3	5	N/A	93.7%	93.6%	93.2%
% of Patients satisfied with the time they had to wait for an appointment	4	5	N/A	86.8%	88.6%	88.3%

* This is based on patients treated on this contract for their most recent course of treatment. Figures in italics indicate the base number of FP17s or Patient Questionnaire responses are less than 100. N/A is shown where the base number of responses is less than 10 during the period. % is calculated as Quantity/Base number*100

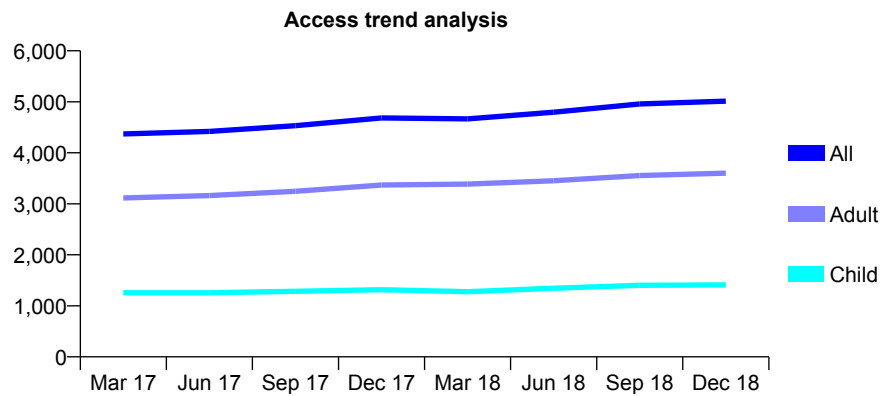
Q56 - Vital Signs At a Glance Contract Report for 659606/0006 - December 2018

Name or company name	MR RM WADHWANI
Contract type name	GDS Contract
Purpose of contract	General
Contract start date	03/12/2007
Contract end date	

18/19 Contracted general activity (UDA)	10,000
Carry forward general activity (UDA)	39
18/19 Contracted orthodontic activity (UOA)	0
Carry forward orthodontic activity (UOA)	0
Baseline contract value	£253,708.99

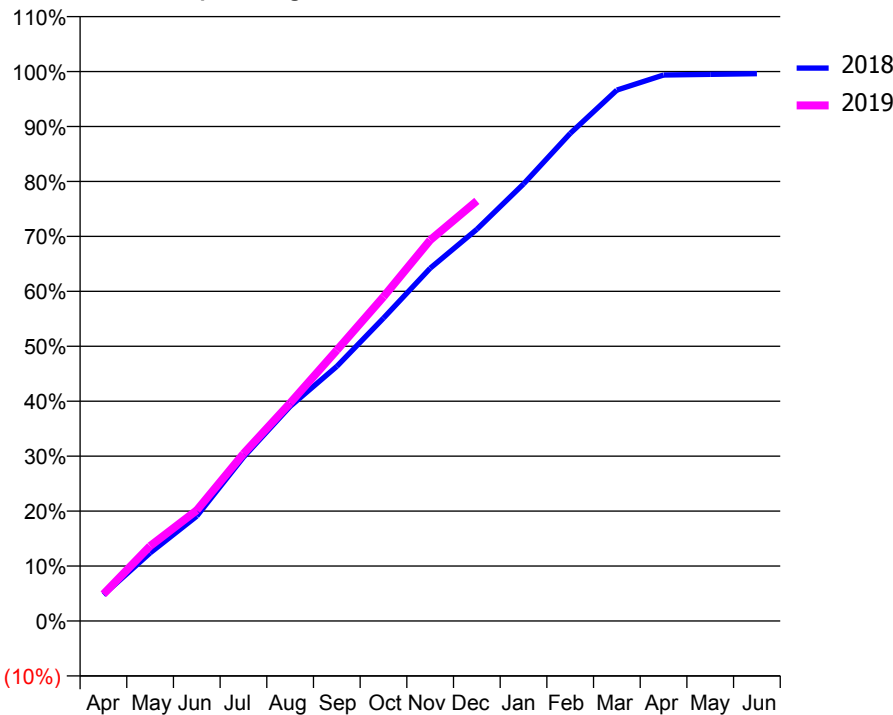
ACCESS*

Patients seen in 24 months	Total	Change since previous quarter
Quarter ending December 2017	4,684	
Quarter ending March 2018	4,665	→
Quarter ending June 2018	4,796	↑
Quarter ending September 2018	4,957	↑
Quarter ending December 2018	5,013	→
Variance since December 2017	7.0%	↑



ACTIVITY

Cumulative percentage of contracted UDA delivered 2018 & 2019



Month	Adjusted Scheduled Activity (UDA)	
	2018	2019
April	477	488
May	1,240	1,364
June	1,907	2,016
July	2,982	3,044
August	3,906	3,967
September	4,633	4,928
October	5,513	5,900
November	6,420	6,932
December	7,128	7,645
January	7,954	
February	8,873	
March	9,663	
April	9,935	
May	9,949	
June	9,961	

QUALITY

	Quantity	Base Number	Contract	AT	Region	England
% of FP17s for the same patient ID Re-attending within 3 months - Children	67	1,448	4.6%	10.8%	11.6%	11.8%
% of FP17s for the same patient ID Re-attending within 3 months - Adults	472	3,635	13.0%	14.0%	15.1%	15.6%
% of FP17s for the same patient ID Re-attending between 3 & 9 months - Children	754	1,448	52.1%	59.8%	59.9%	58.8%
% of FP17s for the same patient ID Re-attending between 3 & 9 months - Adults	1,849	3,635	50.9%	49.4%	52.0%	51.0%
% of FP17s for Band 1 Urgent Courses	459	4,899	9.4%	9.0%	8.0%	9.0%
% of FP17s Relating to Free Repair or Replacements	21	4,899	0.4%	0.7%	0.8%	0.8%
% of FP17s Relating to Continuations	15	4,899	0.3%	1.0%	0.9%	0.9%
% of Patients satisfied with the dentistry they have received	4	4	N/A	93.7%	93.6%	93.2%
% of Patients satisfied with the time they had to wait for an appointment	4	4	N/A	86.8%	88.6%	88.3%

* This is based on patients treated on this contract for their most recent course of treatment. Figures in italics indicate the base number of FP17s or Patient Questionnaire responses are less than 100. N/A is shown where the base number of responses is less than 10 during the period. % is calculated as Quantity/Base number*100

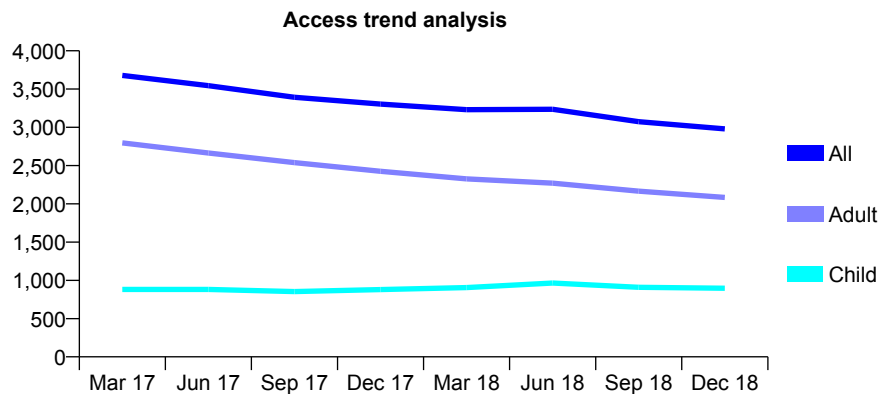
Q56 - Vital Signs At a Glance Contract Report for 664197/0003 - December 2018

Name or company name	Mobeen Ahmed
Contract type name	GDS Contract
Purpose of contract	General
Contract start date	01/04/2006
Contract end date	

18/19 Contracted general activity (UDA)	10,082
Carry forward general activity (UDA)	163
18/19 Contracted orthodontic activity (UOA)	0
Carry forward orthodontic activity (UOA)	0
Baseline contract value	£260,613.44

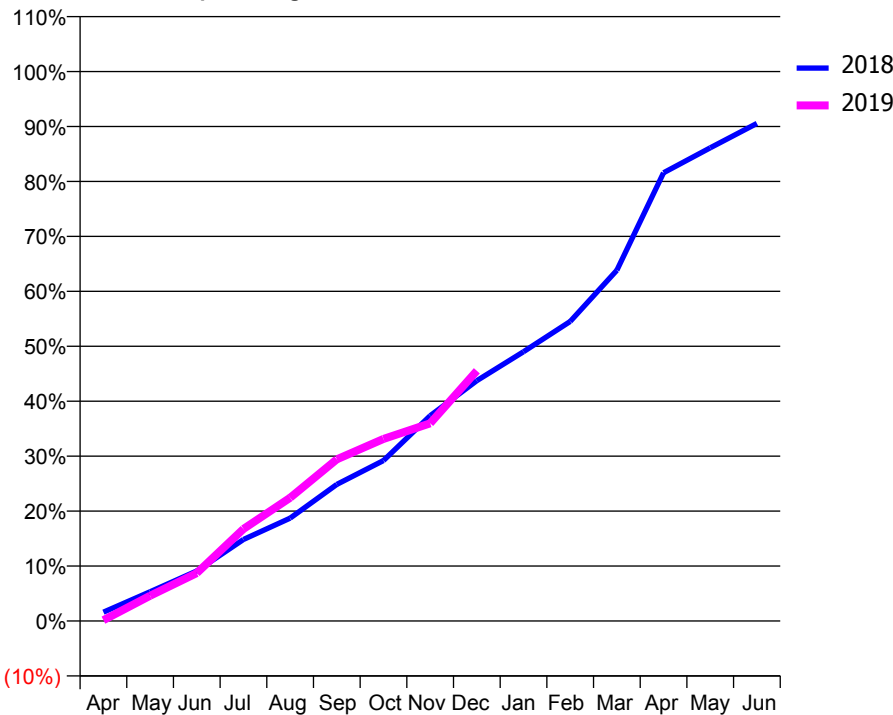
ACCESS*

Patients seen in 24 months	Total	Change since previous quarter
Quarter ending December 2017	3,304	
Quarter ending March 2018	3,231	↓
Quarter ending June 2018	3,236	→
Quarter ending September 2018	3,074	↓
Quarter ending December 2018	2,980	↓
Variance since December 2017	(9.8%)	↓



ACTIVITY

Cumulative percentage of contracted UDA delivered 2018 & 2019



Month	Adjusted Scheduled Activity (UDA)	
	2018	2019
April	162	15
May	536	463
June	920	879
July	1,496	1,689
August	1,889	2,261
September	2,507	2,967
October	2,944	3,341
November	3,766	3,626
December	4,411	4,591
January	4,940	
February	5,496	
March	6,436	
April	8,225	
May	8,682	
June	9,131	

QUALITY

	Quantity	Base Number	Contract	AT	Region	England
% of FP17s for the same patient ID Re-attending within 3 months - Children	101	909	11.1%	10.8%	11.6%	11.8%
% of FP17s for the same patient ID Re-attending within 3 months - Adults	160	1,817	8.8%	14.0%	15.1%	15.6%
% of FP17s for the same patient ID Re-attending between 3 & 9 months - Children	321	909	35.3%	59.8%	59.9%	58.8%
% of FP17s for the same patient ID Re-attending between 3 & 9 months - Adults	816	1,817	44.9%	49.4%	52.0%	51.0%
% of FP17s for Band 1 Urgent Courses	124	2,099	5.9%	9.0%	8.0%	9.0%
% of FP17s Relating to Free Repair or Replacements	0	2,099	0.0%	0.7%	0.8%	0.8%
% of FP17s Relating to Continuations	0	2,099	0.0%	1.0%	0.9%	0.9%
% of Patients satisfied with the dentistry they have received	1	2	N/A	93.7%	93.6%	93.2%
% of Patients satisfied with the time they had to wait for an appointment	2	2	N/A	86.8%	88.6%	88.3%

* This is based on patients treated on this contract for their most recent course of treatment. Figures in italics indicate the base number of FP17s or Patient Questionnaire responses are less than 100. N/A is shown where the base number of responses is less than 10 during the period. % is calculated as Quantity/Base number*100

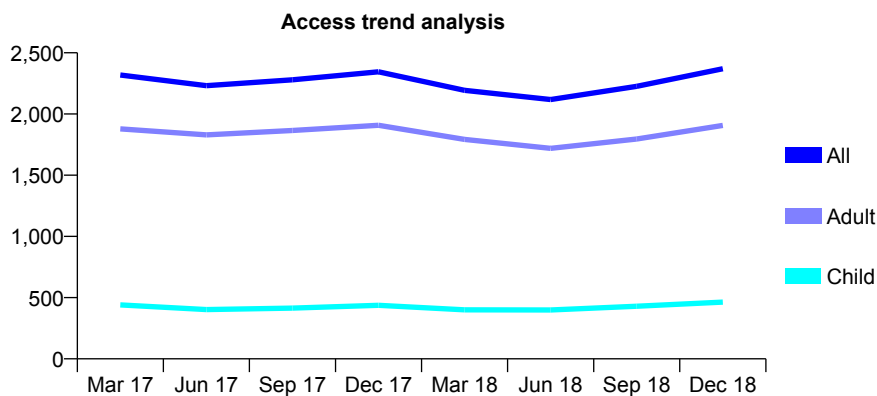
Q56 - Vital Signs At a Glance Contract Report for 673358/0001 - December 2018

Name or company name	MISS SM WEINACHT
Contract type name	GDS Contract
Purpose of contract	General
Contract start date	01/04/2006
Contract end date	

18/19 Contracted general activity (UDA)	6,271
Carry forward general activity (UDA)	-76
18/19 Contracted orthodontic activity (UOA)	0
Carry forward orthodontic activity (UOA)	0
Baseline contract value	£164,927.86

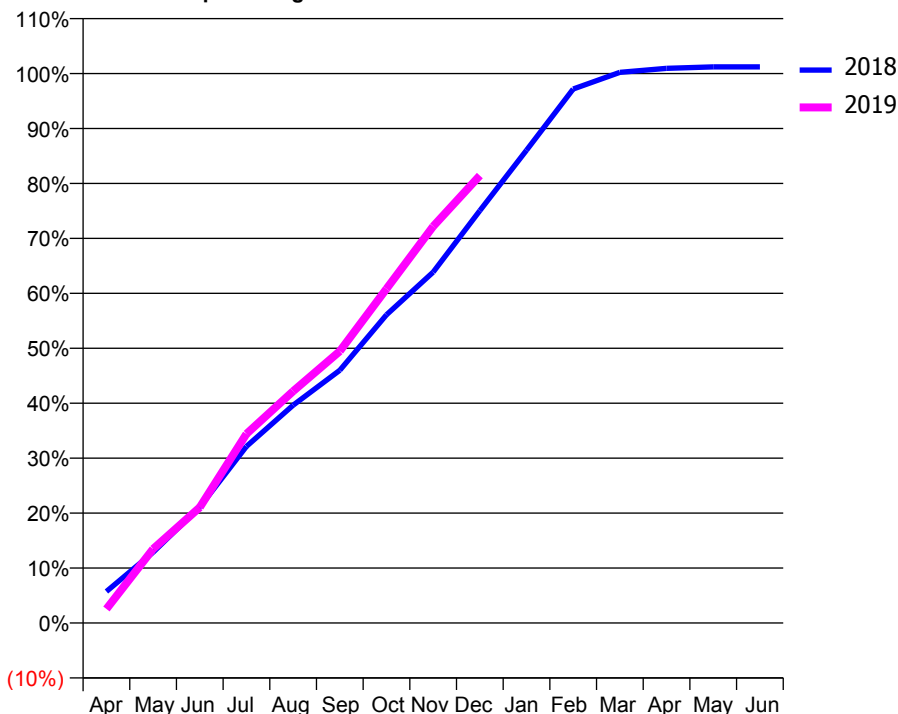
ACCESS*

Patients seen in 24 months	Total	Change since previous quarter
Quarter ending December 2017	2,345	
Quarter ending March 2018	2,193	↓
Quarter ending June 2018	2,118	↓
Quarter ending September 2018	2,226	↑
Quarter ending December 2018	2,370	↑
Variance since December 2017	1.1%	→



ACTIVITY

Cumulative percentage of contracted UDA delivered 2018 & 2019



Month	Adjusted Scheduled Activity (UDA)	
	2018	2019
April	359	161
May	807	846
June	1,324	1,320
July	2,016	2,159
August	2,486	2,645
September	2,885	3,102
October	3,517	3,815
November	4,004	4,526
December	4,706	5,107
January	5,395	
February	6,093	
March	6,285	
April	6,330	
May	6,347	
June	6,347	

QUALITY

	Quantity	Base Number	Contract	AT	Region	England
% of FP17s for the same patient ID Re-attending within 3 months - Children	35	520	6.7%	10.8%	11.6%	11.8%
% of FP17s for the same patient ID Re-attending within 3 months - Adults	197	2,056	9.6%	14.0%	15.1%	15.6%
% of FP17s for the same patient ID Re-attending between 3 & 9 months - Children	260	520	50.0%	59.8%	59.9%	58.8%
% of FP17s for the same patient ID Re-attending between 3 & 9 months - Adults	873	2,056	42.5%	49.4%	52.0%	51.0%
% of FP17s for Band 1 Urgent Courses	168	2,562	6.6%	9.0%	8.0%	9.0%
% of FP17s Relating to Free Repair or Replacements	8	2,562	0.3%	0.7%	0.8%	0.8%
% of FP17s Relating to Continuations	21	2,562	0.8%	1.0%	0.9%	0.9%
% of Patients satisfied with the dentistry they have received	9	9	N/A	93.7%	93.6%	93.2%
% of Patients satisfied with the time they had to wait for an appointment	9	9	N/A	86.8%	88.6%	88.3%

* This is based on patients treated on this contract for their most recent course of treatment. Figures in italics indicate the base number of FP17s or Patient Questionnaire responses are less than 100. N/A is shown where the base number of responses is less than 10 during the period. % is calculated as Quantity/Base number*100

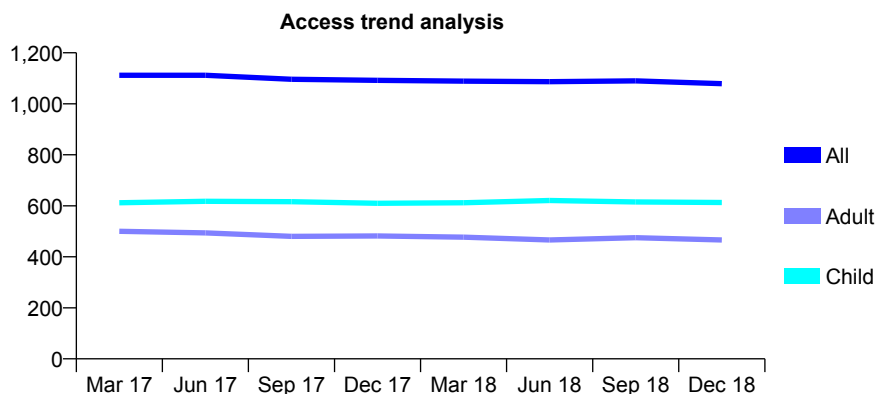
Q56 - Vital Signs At a Glance Contract Report for 676934/0001 - December 2018

Name or company name	Station House Dental Surgery
Contract type name	GDS Contract
Purpose of contract	General
Contract start date	01/04/2006
Contract end date	

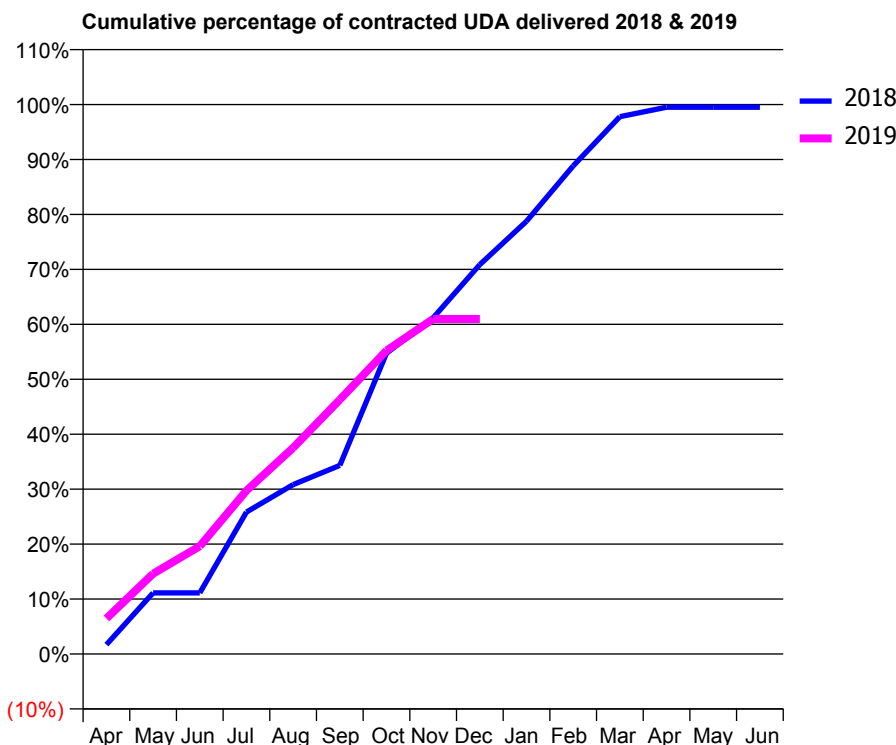
18/19 Contracted general activity (UDA)	3,336
Carry forward general activity (UDA)	17
18/19 Contracted orthodontic activity (UOA)	0
Carry forward orthodontic activity (UOA)	0
Baseline contract value	£78,491.92

ACCESS*

Patients seen in 24 months	Total	Change since previous quarter
Quarter ending December 2017	1,092	
Quarter ending March 2018	1,089	→
Quarter ending June 2018	1,087	→
Quarter ending September 2018	1,090	→
Quarter ending December 2018	1,079	↓
Variance since December 2017	(1.2%)	↓



ACTIVITY



Month	Adjusted Scheduled Activity (UDA)	
	2018	2019
April	57	216
May	371	488
June	371	654
July	862	992
August	1,029	1,252
September	1,145	1,544
October	1,826	1,842
November	2,041	2,034
December	2,364	2,034
January	2,628	
February	2,963	
March	3,262	
April	3,319	
May	3,319	
June	3,319	

QUALITY

	Quantity	Base Number	Contract	AT	Region	England
% of FP17s for the same patient ID Re-attending within 3 months - Children	75	696	10.8%	10.8%	11.6%	11.8%
% of FP17s for the same patient ID Re-attending within 3 months - Adults	75	362	20.7%	14.0%	15.1%	15.6%
% of FP17s for the same patient ID Re-attending between 3 & 9 months - Children	471	696	67.7%	59.8%	59.9%	58.8%
% of FP17s for the same patient ID Re-attending between 3 & 9 months - Adults	206	362	56.9%	49.4%	52.0%	51.0%
% of FP17s for Band 1 Urgent Courses	43	1,038	4.1%	9.0%	8.0%	9.0%
% of FP17s Relating to Free Repair or Replacements	0	1,038	0.0%	0.7%	0.8%	0.8%
% of FP17s Relating to Continuations	0	1,038	0.0%	1.0%	0.9%	0.9%
% of Patients satisfied with the dentistry they have received	0	0	N/A	93.7%	93.6%	93.2%
% of Patients satisfied with the time they had to wait for an appointment	0	0	N/A	86.8%	88.6%	88.3%

* This is based on patients treated on this contract for their most recent course of treatment. Figures in italics indicate the base number of FP17s or Patient Questionnaire responses are less than 100. N/A is shown where the base number of responses is less than 10 during the period. % is calculated as Quantity/Base number*100

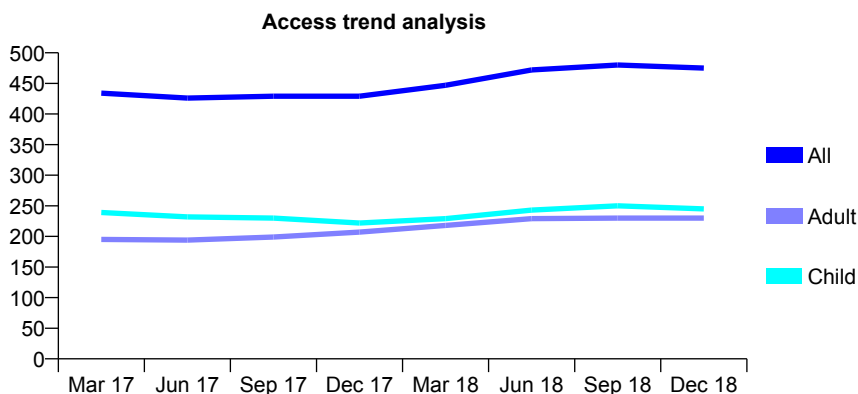
Q56 - Vital Signs At a Glance Contract Report for 729159/0001 - December 2018

Name or company name	MRS AM RAE
Contract type name	GDS Contract
Purpose of contract	General and Orthodontic
Contract start date	01/04/2006
Contract end date	

18/19 Contracted general activity (UDA)	612
Carry forward general activity (UDA)	11
18/19 Contracted orthodontic activity (UOA)	709
Carry forward orthodontic activity (UOA)	-8
Baseline contract value	£62,226.54

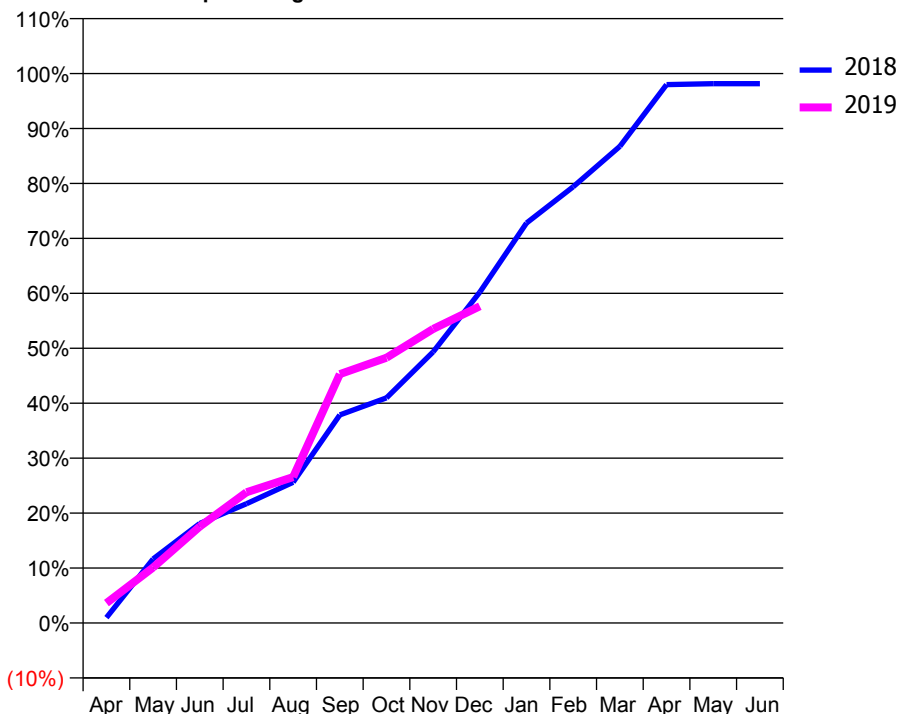
ACCESS*

Patients seen in 24 months	Total	Change since previous quarter
Quarter ending December 2017	429	
Quarter ending March 2018	447	↑
Quarter ending June 2018	472	↑
Quarter ending September 2018	480	→
Quarter ending December 2018	475	↓
Variance since December 2017	10.7%	↑



ACTIVITY

Cumulative percentage of contracted UDA delivered 2018 & 2019



Month	Adjusted Scheduled Activity (UDA)	
	2018	2019
April	6	22
May	71	62
June	111	107
July	133	146
August	157	163
September	232	277
October	251	295
November	302	328
December	369	353
January	445	
February	486	
March	531	
April	600	
May	601	
June	601	

QUALITY

	Quantity	Base Number	Contract	AT	Region	England
% of FP17s for the same patient ID Re-attending within 3 months - Children	11	290	3.8%	10.8%	11.6%	11.8%
% of FP17s for the same patient ID Re-attending within 3 months - Adults	4	132	3.0%	14.0%	15.1%	15.6%
% of FP17s for the same patient ID Re-attending between 3 & 9 months - Children	99	290	34.1%	59.8%	59.9%	58.8%
% of FP17s for the same patient ID Re-attending between 3 & 9 months - Adults	52	132	39.4%	49.4%	52.0%	51.0%
% of FP17s for Band 1 Urgent Courses	14	281	5.0%	9.0%	8.0%	9.0%
% of FP17s Relating to Free Repair or Replacements	0	281	0.0%	0.7%	0.8%	0.8%
% of FP17s Relating to Continuations	0	281	0.0%	1.0%	0.9%	0.9%
% of Patients satisfied with the dentistry they have received	0	0	N/A	93.7%	93.6%	93.2%
% of Patients satisfied with the time they had to wait for an appointment	0	0	N/A	86.8%	88.6%	88.3%

* This is based on patients treated on this contract for their most recent course of treatment. Figures in italics indicate the base number of FP17s or Patient Questionnaire responses are less than 100. N/A is shown where the base number of responses is less than 10 during the period. % is calculated as Quantity/Base number*100

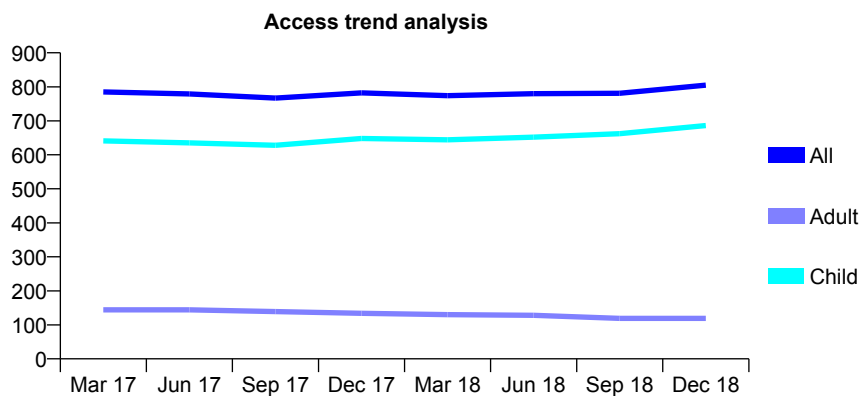
Q56 - Vital Signs At a Glance Contract Report for 731692/0001 - December 2018

Name or company name	MR MC ACKERMAN
Contract type name	GDS Contract
Purpose of contract	General
Contract start date	01/04/2006
Contract end date	

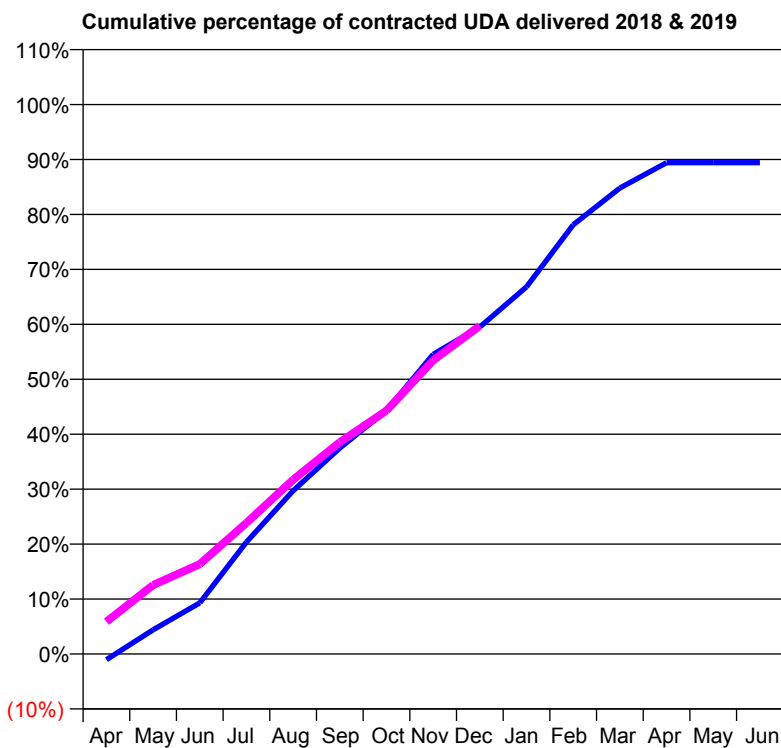
18/19 Contracted general activity (UDA)	1,721
Carry forward general activity (UDA)	0
18/19 Contracted orthodontic activity (UOA)	0
Carry forward orthodontic activity (UOA)	0
Baseline contract value	£36,573.20

ACCESS*

Patients seen in 24 months	Total	Change since previous quarter
Quarter ending December 2017	782	
Quarter ending March 2018	774	↓
Quarter ending June 2018	780	→
Quarter ending September 2018	781	→
Quarter ending December 2018	805	↑
Variance since December 2017	2.9%	↑



ACTIVITY



Month	Adjusted Scheduled Activity (UDA)	
	2018	2019
April	-18	101
May	76	216
June	160	282
July	350	411
August	512	546
September	645	664
October	763	762
November	939	920
December	1,024	1,028
January	1,150	
February	1,344	
March	1,460	
April	1,539	
May	1,539	
June	1,539	

QUALITY

	Quantity	Base Number	Contract	AT	Region	England
% of FP17s for the same patient ID Re-attending within 3 months - Children	45	840	5.4%	10.8%	11.6%	11.8%
% of FP17s for the same patient ID Re-attending within 3 months - Adults	5	67	7.5%	14.0%	15.1%	15.6%
% of FP17s for the same patient ID Re-attending between 3 & 9 months - Children	589	840	70.1%	59.8%	59.9%	58.8%
% of FP17s for the same patient ID Re-attending between 3 & 9 months - Adults	50	67	74.6%	49.4%	52.0%	51.0%
% of FP17s for Band 1 Urgent Courses	29	841	3.4%	9.0%	8.0%	9.0%
% of FP17s Relating to Free Repair or Replacements	0	841	0.0%	0.7%	0.8%	0.8%
% of FP17s Relating to Continuations	0	841	0.0%	1.0%	0.9%	0.9%
% of Patients satisfied with the dentistry they have received	0	0	N/A	93.7%	93.6%	93.2%
% of Patients satisfied with the time they had to wait for an appointment	0	0	N/A	86.8%	88.6%	88.3%

* This is based on patients treated on this contract for their most recent course of treatment. Figures in italics indicate the base number of FP17s or Patient Questionnaire responses are less than 100. N/A is shown where the base number of responses is less than 10 during the period. % is calculated as Quantity/Base number*100

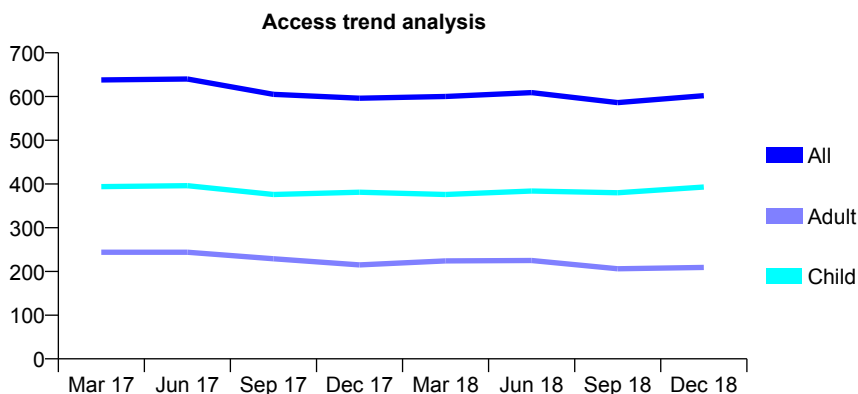
Q56 - Vital Signs At a Glance Contract Report for 732184/0001 - December 2018

Name or company name	Mr T Mullan
Contract type name	GDS Contract
Purpose of contract	General
Contract start date	01/04/2006
Contract end date	

18/19 Contracted general activity (UDA)	950
Carry forward general activity (UDA)	0
18/19 Contracted orthodontic activity (UOA)	0
Carry forward orthodontic activity (UOA)	0
Baseline contract value	£25,660.46

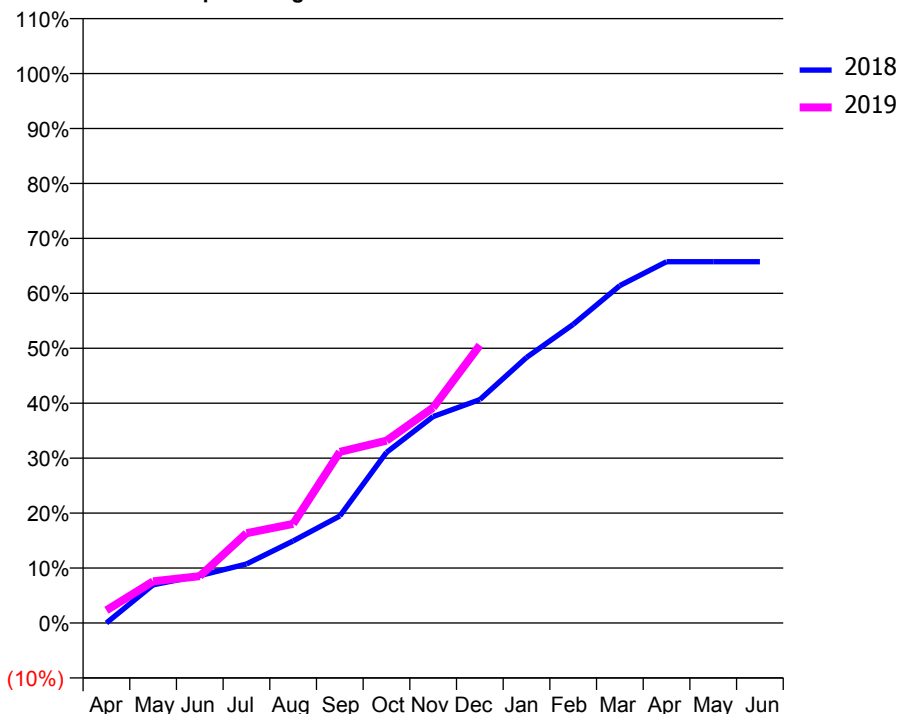
ACCESS*

Patients seen in 24 months	Total	Change since previous quarter
Quarter ending December 2017	596	
Quarter ending March 2018	600	→
Quarter ending June 2018	609	→
Quarter ending September 2018	586	↓
Quarter ending December 2018	602	↑
Variance since December 2017	1.0%	→



ACTIVITY

Cumulative percentage of contracted UDA delivered 2018 & 2019



Month	Adjusted Scheduled Activity (UDA)	
	2018	2019
April	0	22
May	66	72
June	82	81
July	102	155
August	142	171
September	185	296
October	295	315
November	357	372
December	386	480
January	459	
February	516	
March	583	
April	625	
May	625	
June	625	

QUALITY

	Quantity	Base Number	Contract	AT	Region	England
% of FP17s for the same patient ID Re-attending within 3 months - Children	12	335	3.6%	10.8%	11.6%	11.8%
% of FP17s for the same patient ID Re-attending within 3 months - Adults	1	105	1.0%	14.0%	15.1%	15.6%
% of FP17s for the same patient ID Re-attending between 3 & 9 months - Children	147	335	43.9%	59.8%	59.9%	58.8%
% of FP17s for the same patient ID Re-attending between 3 & 9 months - Adults	31	105	29.5%	49.4%	52.0%	51.0%
% of FP17s for Band 1 Urgent Courses	7	406	1.7%	9.0%	8.0%	9.0%
% of FP17s Relating to Free Repair or Replacements	0	406	0.0%	0.7%	0.8%	0.8%
% of FP17s Relating to Continuations	0	406	0.0%	1.0%	0.9%	0.9%
% of Patients satisfied with the dentistry they have received	0	0	N/A	93.7%	93.6%	93.2%
% of Patients satisfied with the time they had to wait for an appointment	0	0	N/A	86.8%	88.6%	88.3%

* This is based on patients treated on this contract for their most recent course of treatment. Figures in italics indicate the base number of FP17s or Patient Questionnaire responses are less than 100. N/A is shown where the base number of responses is less than 10 during the period. % is calculated as Quantity/Base number*100

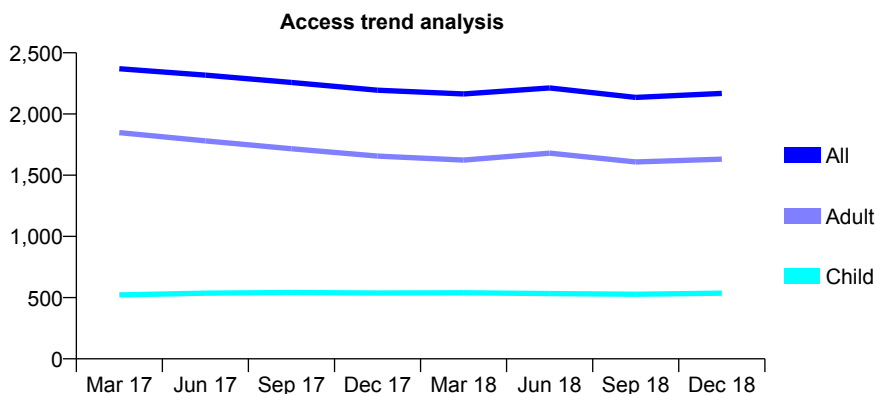
Q56 - Vital Signs At a Glance Contract Report for 732524/0001 - December 2018

Name or company name	MR PG MULLINS
Contract type name	GDS Contract
Purpose of contract	General
Contract start date	01/04/2006
Contract end date	

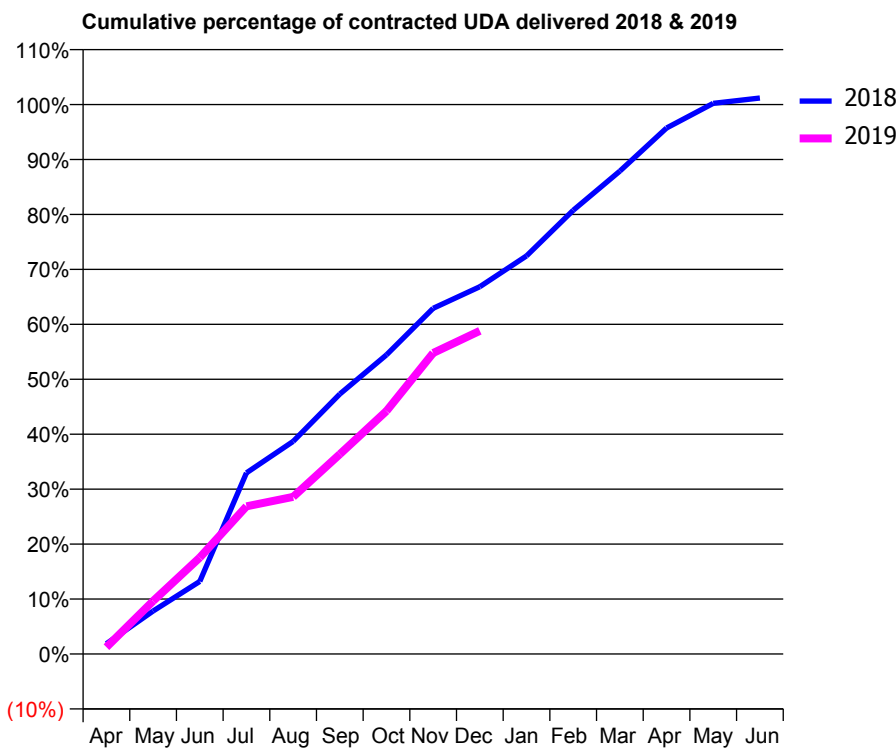
18/19 Contracted general activity (UDA)	5,240
Carry forward general activity (UDA)	-62
18/19 Contracted orthodontic activity (UOA)	0
Carry forward orthodontic activity (UOA)	0
Baseline contract value	£172,489.76

ACCESS*

Patients seen in 24 months	Total	Change since previous quarter
Quarter ending December 2017	2,194	
Quarter ending March 2018	2,164	↓
Quarter ending June 2018	2,213	↑
Quarter ending September 2018	2,136	↓
Quarter ending December 2018	2,168	→
Variance since December 2017	(1.2%)	↓



ACTIVITY



Month	Adjusted Scheduled Activity (UDA)	
	2018	2019
April	99	65
May	410	506
June	692	920
July	1,727	1,408
August	2,028	1,498
September	2,479	1,906
October	2,852	2,318
November	3,297	2,870
December	3,502	3,081
January	3,796	
February	4,231	
March	4,606	
April	5,015	
May	5,251	
June	5,302	

QUALITY

	Quantity	Base Number	Contract	AT	Region	England
% of FP17s for the same patient ID Re-attending within 3 months - Children	26	659	3.9%	10.8%	11.6%	11.8%
% of FP17s for the same patient ID Re-attending within 3 months - Adults	480	1,624	29.6%	14.0%	15.1%	15.6%
% of FP17s for the same patient ID Re-attending between 3 & 9 months - Children	496	659	75.3%	59.8%	59.9%	58.8%
% of FP17s for the same patient ID Re-attending between 3 & 9 months - Adults	514	1,624	31.7%	49.4%	52.0%	51.0%
% of FP17s for Band 1 Urgent Courses	199	1,885	10.6%	9.0%	8.0%	9.0%
% of FP17s Relating to Free Repair or Replacements	19	1,885	1.0%	0.7%	0.8%	0.8%
% of FP17s Relating to Continuations	5	1,885	0.3%	1.0%	0.9%	0.9%
% of Patients satisfied with the dentistry they have received	2	3	N/A	93.7%	93.6%	93.2%
% of Patients satisfied with the time they had to wait for an appointment	2	3	N/A	86.8%	88.6%	88.3%

* This is based on patients treated on this contract for their most recent course of treatment. Figures in italics indicate the base number of FP17s or Patient Questionnaire responses are less than 100. N/A is shown where the base number of responses is less than 10 during the period. % is calculated as Quantity/Base number*100

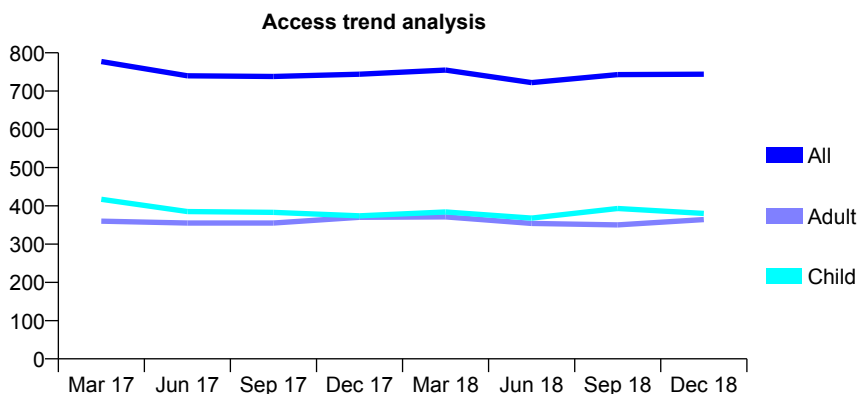
Q56 - Vital Signs At a Glance Contract Report for 736619/0001 - December 2018

Name or company name	MR DB BUCHANAN
Contract type name	PDS Contract
Purpose of contract	General and Orthodontic
Contract start date	01/08/2010
Contract end date	31/03/2019

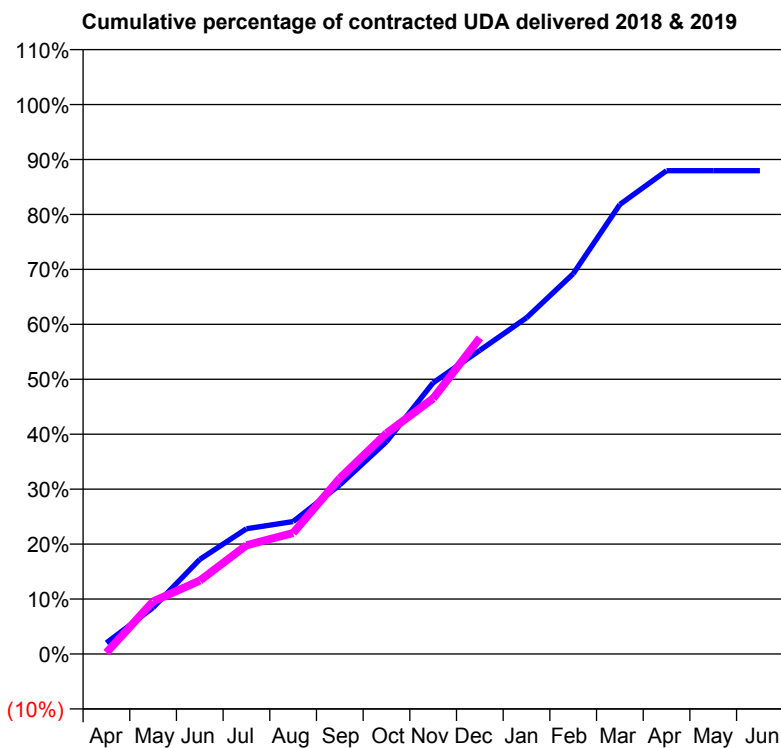
18/19 Contracted general activity (UDA)	1,628
Carry forward general activity (UDA)	0
18/19 Contracted orthodontic activity (UOA)	1,257
Carry forward orthodontic activity (UOA)	-21
Baseline contract value	£129,699.68

ACCESS*

Patients seen in 24 months	Total	Change since previous quarter
Quarter ending December 2017	744	
Quarter ending March 2018	755	→
Quarter ending June 2018	722	↓
Quarter ending September 2018	743	↑
Quarter ending December 2018	744	→
Variance since December 2017	0.0%	→



ACTIVITY



Adjusted Scheduled Activity (UDA)		
Month	2018	2019
April	33	4
May	138	156
June	280	217
July	371	322
August	392	358
September	501	521
October	629	654
November	804	757
December	900	937
January	996	
February	1,127	
March	1,332	
April	1,432	
May	1,432	
June	1,432	

QUALITY

	Quantity	Base Number	Contract	AT	Region	England
% of FP17s for the same patient ID Re-attending within 3 months - Children	43	472	9.1%	10.8%	11.6%	11.8%
% of FP17s for the same patient ID Re-attending within 3 months - Adults	12	196	6.1%	14.0%	15.1%	15.6%
% of FP17s for the same patient ID Re-attending between 3 & 9 months - Children	226	472	47.9%	59.8%	59.9%	58.8%
% of FP17s for the same patient ID Re-attending between 3 & 9 months - Adults	67	196	34.2%	49.4%	52.0%	51.0%
% of FP17s for Band 1 Urgent Courses	38	572	6.6%	9.0%	8.0%	9.0%
% of FP17s Relating to Free Repair or Replacements	2	572	0.3%	0.7%	0.8%	0.8%
% of FP17s Relating to Continuations	10	572	1.7%	1.0%	0.9%	0.9%
% of Patients satisfied with the dentistry they have received	0	0	N/A	93.7%	93.6%	93.2%
% of Patients satisfied with the time they had to wait for an appointment	0	0	N/A	86.8%	88.6%	88.3%

* This is based on patients treated on this contract for their most recent course of treatment. Figures in italics indicate the base number of FP17s or Patient Questionnaire responses are less than 100. N/A is shown where the base number of responses is less than 10 during the period. % is calculated as Quantity/Base number*100

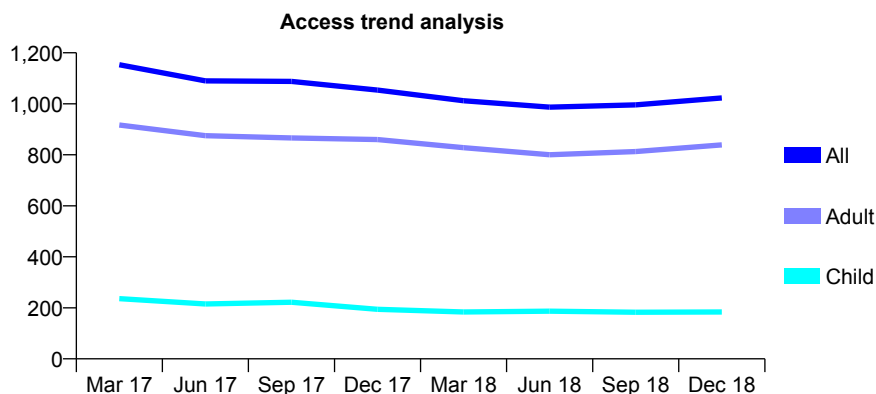
Q56 - Vital Signs At a Glance Contract Report for 740233/0001 - December 2018

Name or company name	MR ML CROWE
Contract type name	GDS Contract
Purpose of contract	General
Contract start date	01/04/2006
Contract end date	

18/19 Contracted general activity (UDA)	3,547
Carry forward general activity (UDA)	57
18/19 Contracted orthodontic activity (UOA)	0
Carry forward orthodontic activity (UOA)	0
Baseline contract value	£90,442.06

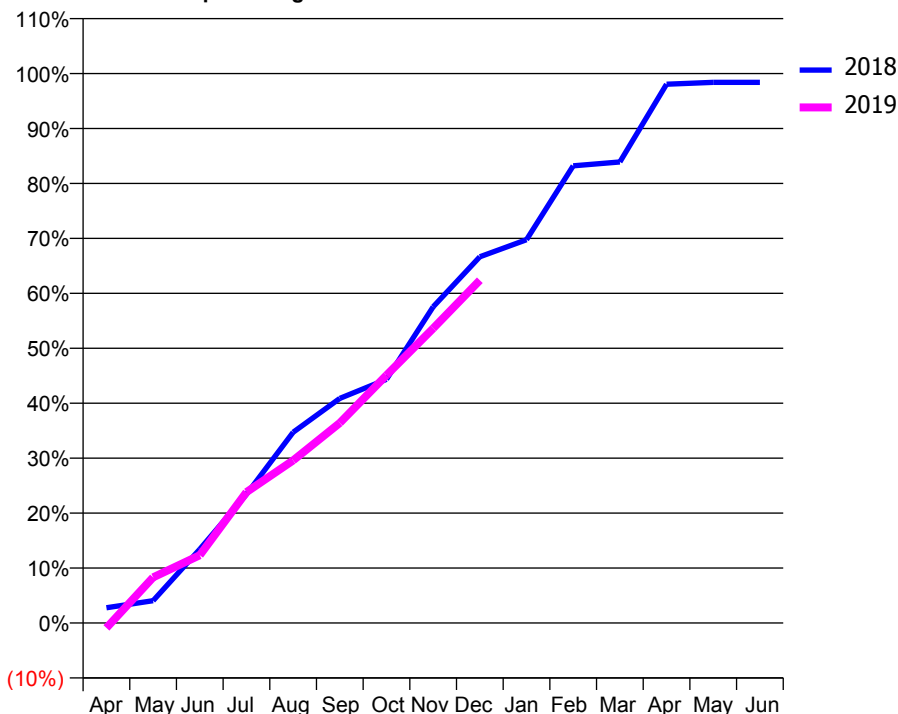
ACCESS*

Patients seen in 24 months	Total	Change since previous quarter
Quarter ending December 2017	1,054	
Quarter ending March 2018	1,012	↓
Quarter ending June 2018	987	↓
Quarter ending September 2018	996	→
Quarter ending December 2018	1,023	↑
Variance since December 2017	(2.9%)	↓



ACTIVITY

Cumulative percentage of contracted UDA delivered 2018 & 2019



Month	Adjusted Scheduled Activity (UDA)	
	2018	2019
April	99	-32
May	145	295
June	477	437
July	831	845
August	1,231	1,049
September	1,450	1,292
October	1,573	1,599
November	2,041	1,902
December	2,364	2,212
January	2,475	
February	2,951	
March	2,976	
April	3,478	
May	3,490	
June	3,490	

QUALITY

	Quantity	Base Number	Contract	AT	Region	England
% of FP17s for the same patient ID Re-attending within 3 months - Children	3	169	1.8%	10.8%	11.6%	11.8%
% of FP17s for the same patient ID Re-attending within 3 months - Adults	44	623	7.1%	14.0%	15.1%	15.6%
% of FP17s for the same patient ID Re-attending between 3 & 9 months - Children	42	169	24.9%	59.8%	59.9%	58.8%
% of FP17s for the same patient ID Re-attending between 3 & 9 months - Adults	113	623	18.1%	49.4%	52.0%	51.0%
% of FP17s for Band 1 Urgent Courses	129	661	19.5%	9.0%	8.0%	9.0%
% of FP17s Relating to Free Repair or Replacements	0	661	0.0%	0.7%	0.8%	0.8%
% of FP17s Relating to Continuations	0	661	0.0%	1.0%	0.9%	0.9%
% of Patients satisfied with the dentistry they have received	0	0	N/A	93.7%	93.6%	93.2%
% of Patients satisfied with the time they had to wait for an appointment	0	0	N/A	86.8%	88.6%	88.3%

* This is based on patients treated on this contract for their most recent course of treatment. Figures in italics indicate the base number of FP17s or Patient Questionnaire responses are less than 100. N/A is shown where the base number of responses is less than 10 during the period. % is calculated as Quantity/Base number*100

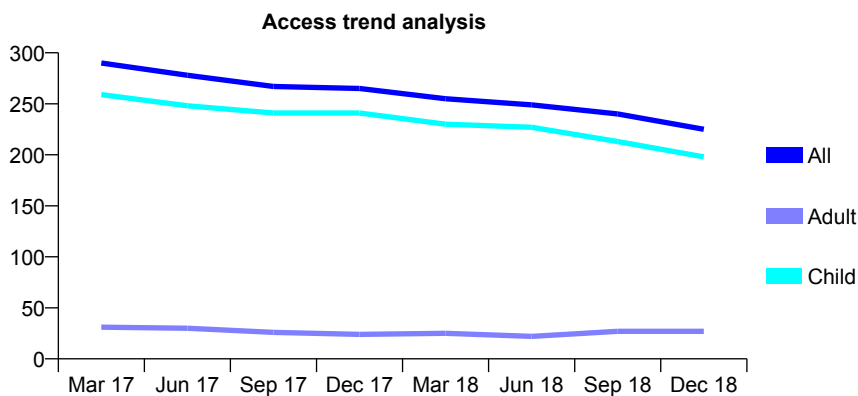
Q56 - Vital Signs At a Glance Contract Report for 740985/0001 - December 2018

Name or company name	MR B WILKINSON
Contract type name	GDS Contract
Purpose of contract	General
Contract start date	01/04/2006
Contract end date	

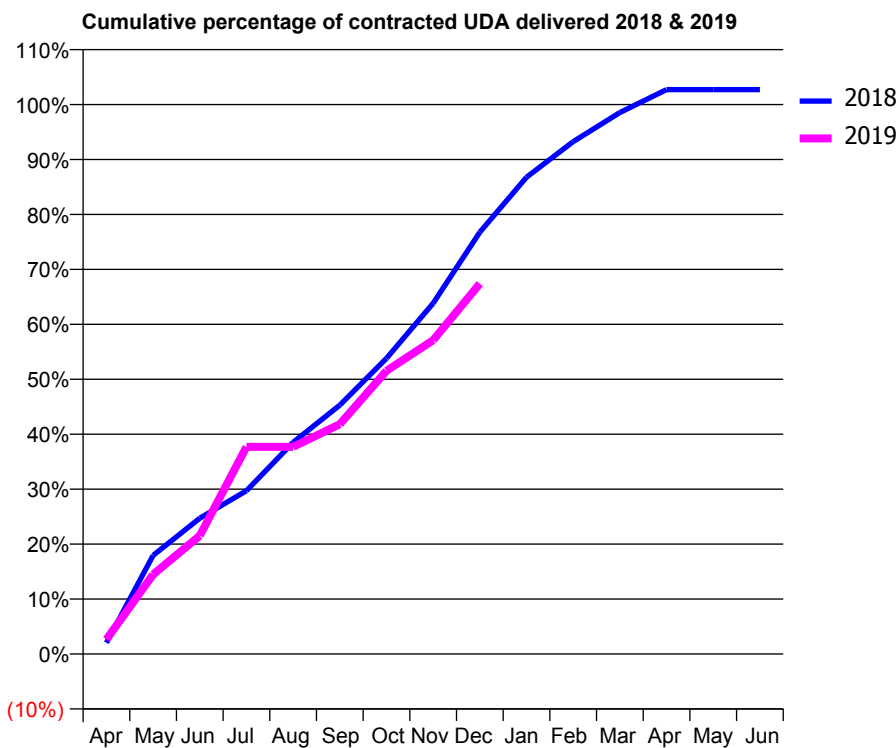
18/19 Contracted general activity (UDA)	340
Carry forward general activity (UDA)	-7
18/19 Contracted orthodontic activity (UOA)	0
Carry forward orthodontic activity (UOA)	0
Baseline contract value	£7,742.00

ACCESS*

Patients seen in 24 months	Total	Change since previous quarter
Quarter ending December 2017	265	
Quarter ending March 2018	255	↓
Quarter ending June 2018	249	↓
Quarter ending September 2018	240	↓
Quarter ending December 2018	225	↓
Variance since December 2017	(15.1%)	↓



ACTIVITY



Month	Adjusted Scheduled Activity (UDA)	
	2018	2019
April	7	9
May	61	49
June	84	73
July	101	128
August	131	128
September	154	142
October	183	175
November	217	194
December	261	229
January	295	
February	317	
March	335	
April	349	
May	349	
June	349	

QUALITY

	Quantity	Base Number	Contract	AT	Region	England
% of FP17s for the same patient ID Re-attending within 3 months - Children	9	205	4.4%	10.8%	11.6%	11.8%
% of FP17s for the same patient ID Re-attending within 3 months - Adults	2	6	33.3%	14.0%	15.1%	15.6%
% of FP17s for the same patient ID Re-attending between 3 & 9 months - Children	139	205	67.8%	59.8%	59.9%	58.8%
% of FP17s for the same patient ID Re-attending between 3 & 9 months - Adults	3	6	50.0%	49.4%	52.0%	51.0%
% of FP17s for Band 1 Urgent Courses	1	197	0.5%	9.0%	8.0%	9.0%
% of FP17s Relating to Free Repair or Replacements	0	197	0.0%	0.7%	0.8%	0.8%
% of FP17s Relating to Continuations	0	197	0.0%	1.0%	0.9%	0.9%
% of Patients satisfied with the dentistry they have received	0	0	N/A	93.7%	93.6%	93.2%
% of Patients satisfied with the time they had to wait for an appointment	0	0	N/A	86.8%	88.6%	88.3%

* This is based on patients treated on this contract for their most recent course of treatment. Figures in italics indicate the base number of FP17s or Patient Questionnaire responses are less than 100. N/A is shown where the base number of responses is less than 10 during the period. % is calculated as Quantity/Base number*100

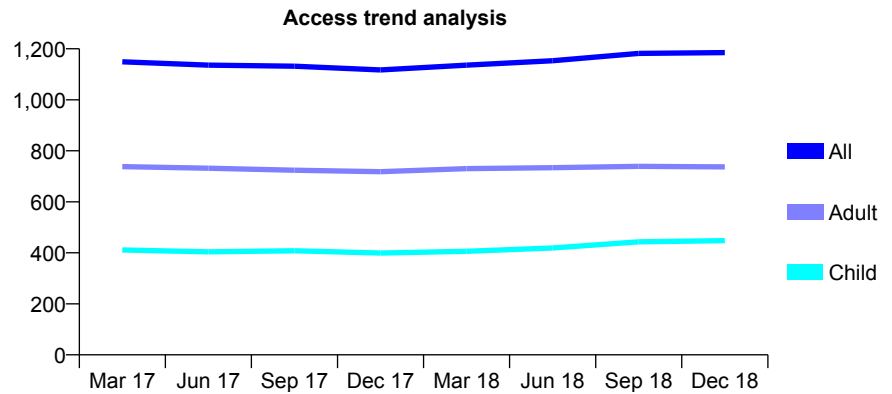
Q56 - Vital Signs At a Glance Contract Report for 741965/0001 - December 2018

Name or company name	Mr S Elphick and Mr V Patnam
Contract type name	GDS Contract
Purpose of contract	General
Contract start date	01/04/2006
Contract end date	

18/19 Contracted general activity (UDA)	3,000
Carry forward general activity (UDA)	68
18/19 Contracted orthodontic activity (UOA)	0
Carry forward orthodontic activity (UOA)	0
Baseline contract value	£69,902.26

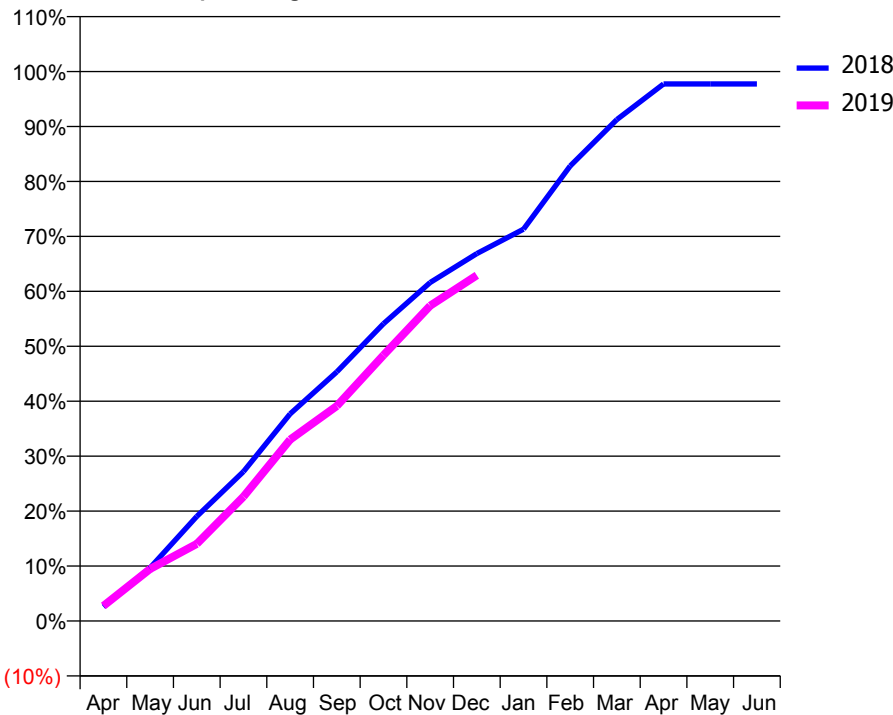
ACCESS*

Patients seen in 24 months	Total	Change since previous quarter
Quarter ending December 2017	1,117	
Quarter ending March 2018	1,136	→
Quarter ending June 2018	1,153	→
Quarter ending September 2018	1,182	↑
Quarter ending December 2018	1,185	→
Variance since December 2017	6.1%	↑



ACTIVITY

Cumulative percentage of contracted UDA delivered 2018 & 2019



Month	Adjusted Scheduled Activity (UDA)	
	2018	2019
April	77	83
May	291	284
June	571	421
July	816	679
August	1,131	991
September	1,360	1,174
October	1,623	1,451
November	1,848	1,721
December	2,006	1,887
January	2,139	
February	2,484	
March	2,737	
April	2,932	
May	2,932	
June	2,932	

QUALITY

	Quantity	Base Number	Contract	AT	Region	England
% of FP17s for the same patient ID Re-attending within 3 months - Children	30	538	5.6%	10.8%	11.6%	11.8%
% of FP17s for the same patient ID Re-attending within 3 months - Adults	123	812	15.1%	14.0%	15.1%	15.6%
% of FP17s for the same patient ID Re-attending between 3 & 9 months - Children	310	538	57.6%	59.8%	59.9%	58.8%
% of FP17s for the same patient ID Re-attending between 3 & 9 months - Adults	537	812	66.1%	49.4%	52.0%	51.0%
% of FP17s for Band 1 Urgent Courses	86	1,256	6.8%	9.0%	8.0%	9.0%
% of FP17s Relating to Free Repair or Replacements	0	1,256	0.0%	0.7%	0.8%	0.8%
% of FP17s Relating to Continuations	11	1,256	0.9%	1.0%	0.9%	0.9%
% of Patients satisfied with the dentistry they have received	0	0	N/A	93.7%	93.6%	93.2%
% of Patients satisfied with the time they had to wait for an appointment	0	0	N/A	86.8%	88.6%	88.3%

* This is based on patients treated on this contract for their most recent course of treatment. Figures in italics indicate the base number of FP17s or Patient Questionnaire responses are less than 100. N/A is shown where the base number of responses is less than 10 during the period. % is calculated as Quantity/Base number*100

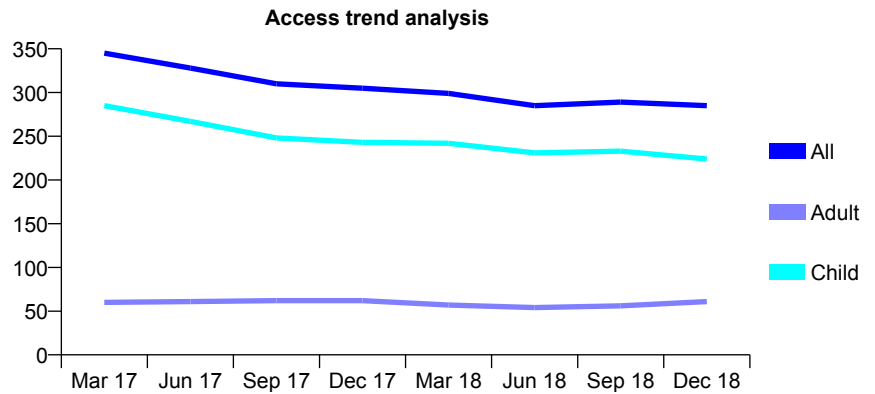
Q56 - Vital Signs At a Glance Contract Report for 749885/0001 - December 2018

Name or company name	MR CN TAYLOR
Contract type name	GDS Contract
Purpose of contract	General
Contract start date	01/04/2006
Contract end date	

18/19 Contracted general activity (UDA)	550
Carry forward general activity (UDA)	21
18/19 Contracted orthodontic activity (UOA)	0
Carry forward orthodontic activity (UOA)	0
Baseline contract value	£16,104.07

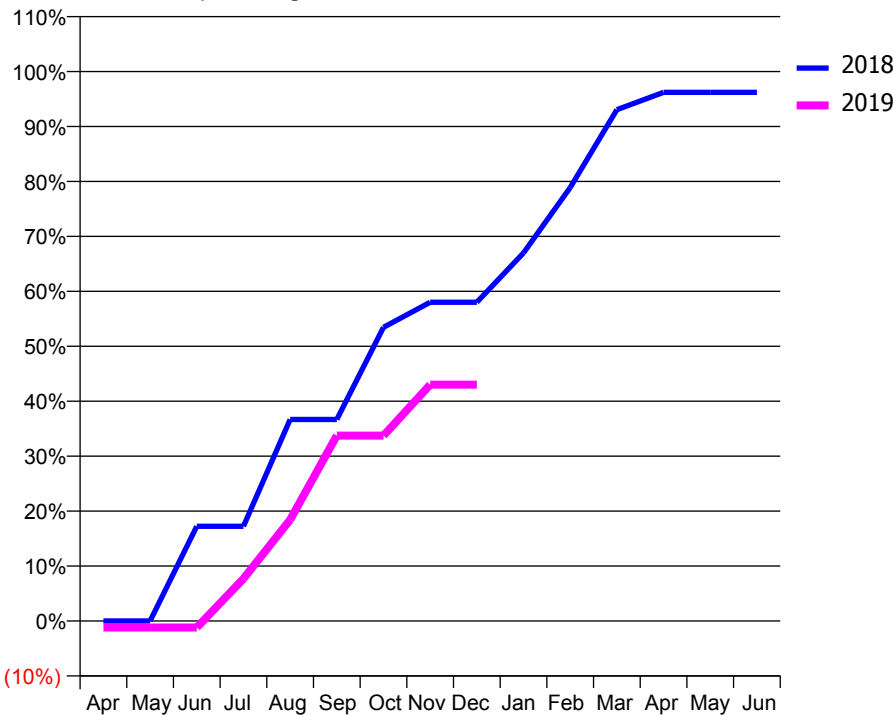
ACCESS*

Patients seen in 24 months	Total	Change since previous quarter
Quarter ending December 2017	305	
Quarter ending March 2018	299	↓
Quarter ending June 2018	285	↓
Quarter ending September 2018	289	→
Quarter ending December 2018	285	↓
Variance since December 2017	(6.6%)	↓



ACTIVITY

Cumulative percentage of contracted UDA delivered 2018 & 2019



Month	Adjusted Scheduled Activity (UDA)	
	2018	2019
April	0	-7
May	0	-7
June	95	-7
July	95	42
August	202	101
September	202	186
October	294	186
November	319	237
December	319	237
January	368	
February	434	
March	512	
April	529	
May	529	
June	529	

QUALITY

	Quantity	Base Number	Contract	AT	Region	England
% of FP17s for the same patient ID Re-attending within 3 months - Children	17	268	6.3%	10.8%	11.6%	11.8%
% of FP17s for the same patient ID Re-attending within 3 months - Adults	0	24	0.0%	14.0%	15.1%	15.6%
% of FP17s for the same patient ID Re-attending between 3 & 9 months - Children	208	268	77.6%	59.8%	59.9%	58.8%
% of FP17s for the same patient ID Re-attending between 3 & 9 months - Adults	18	24	75.0%	49.4%	52.0%	51.0%
% of FP17s for Band 1 Urgent Courses	6	277	2.2%	9.0%	8.0%	9.0%
% of FP17s Relating to Free Repair or Replacements	0	277	0.0%	0.7%	0.8%	0.8%
% of FP17s Relating to Continuations	0	277	0.0%	1.0%	0.9%	0.9%
% of Patients satisfied with the dentistry they have received	0	0	N/A	93.7%	93.6%	93.2%
% of Patients satisfied with the time they had to wait for an appointment	0	0	N/A	86.8%	88.6%	88.3%

* This is based on patients treated on this contract for their most recent course of treatment. Figures in italics indicate the base number of FP17s or Patient Questionnaire responses are less than 100. N/A is shown where the base number of responses is less than 10 during the period. % is calculated as Quantity/Base number*100

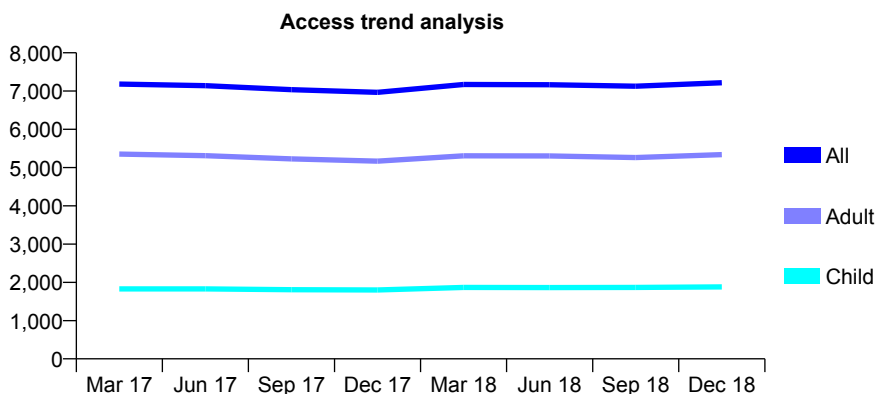
Q56 - Vital Signs At a Glance Contract Report for 754609/0001 - December 2018

Name or company name	MISS M DE VOS
Contract type name	GDS Contract
Purpose of contract	General
Contract start date	01/04/2006
Contract end date	

18/19 Contracted general activity (UDA)	18,640
Carry forward general activity (UDA)	0
18/19 Contracted orthodontic activity (UOA)	0
Carry forward orthodontic activity (UOA)	0
Baseline contract value	£513,970.05

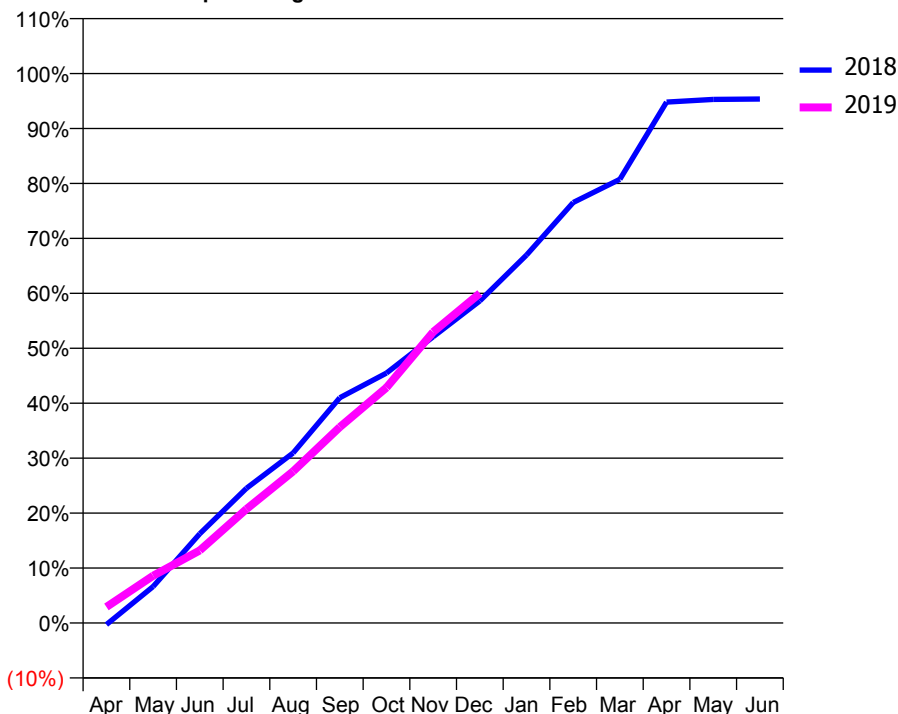
ACCESS*

Patients seen in 24 months	Total	Change since previous quarter
Quarter ending December 2017	6,968	
Quarter ending March 2018	7,173	↑
Quarter ending June 2018	7,164	→
Quarter ending September 2018	7,126	→
Quarter ending December 2018	7,218	→
Variance since December 2017	3.6%	↑



ACTIVITY

Cumulative percentage of contracted UDA delivered 2018 & 2019



Month	Adjusted Scheduled Activity (UDA)	
	2018	2019
April	-55	546
May	1,238	1,603
June	3,029	2,462
July	4,572	3,865
August	5,771	5,147
September	7,641	6,648
October	8,480	7,985
November	9,708	9,871
December	10,927	11,186
January	12,484	
February	14,265	
March	15,051	
April	17,670	
May	17,760	
June	17,776	

QUALITY

	Quantity	Base Number	Contract	AT	Region	England
% of FP17s for the same patient ID Re-attending within 3 months - Children	142	2,336	6.1%	10.8%	11.6%	11.8%
% of FP17s for the same patient ID Re-attending within 3 months - Adults	814	6,268	13.0%	14.0%	15.1%	15.6%
% of FP17s for the same patient ID Re-attending between 3 & 9 months - Children	1,530	2,336	65.5%	59.8%	59.9%	58.8%
% of FP17s for the same patient ID Re-attending between 3 & 9 months - Adults	3,073	6,268	49.0%	49.4%	52.0%	51.0%
% of FP17s for Band 1 Urgent Courses	499	6,570	7.6%	9.0%	8.0%	9.0%
% of FP17s Relating to Free Repair or Replacements	79	6,570	1.2%	0.7%	0.8%	0.8%
% of FP17s Relating to Continuations	11	6,570	0.2%	1.0%	0.9%	0.9%
% of Patients satisfied with the dentistry they have received	1	1	N/A	93.7%	93.6%	93.2%
% of Patients satisfied with the time they had to wait for an appointment	1	1	N/A	86.8%	88.6%	88.3%

* This is based on patients treated on this contract for their most recent course of treatment. Figures in italics indicate the base number of FP17s or Patient Questionnaire responses are less than 100. N/A is shown where the base number of responses is less than 10 during the period. % is calculated as Quantity/Base number*100

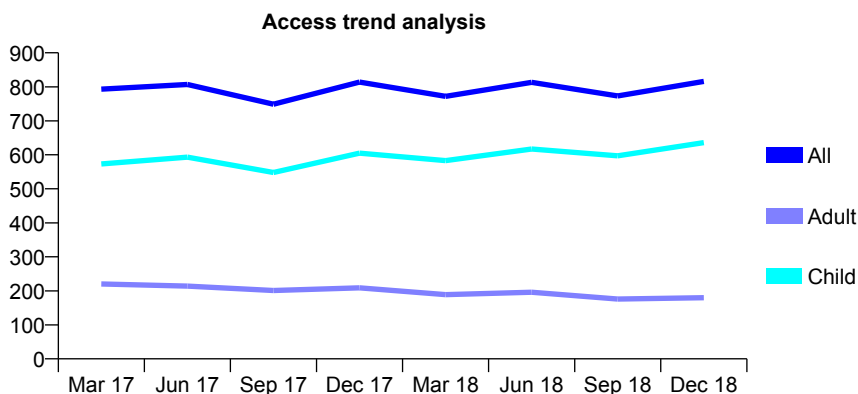
Q56 - Vital Signs At a Glance Contract Report for 761249/0001 - December 2018

Name or company name	MISS H NGUYEN
Contract type name	GDS Contract
Purpose of contract	General
Contract start date	01/04/2006
Contract end date	

18/19 Contracted general activity (UDA)	2,042
Carry forward general activity (UDA)	73
18/19 Contracted orthodontic activity (UOA)	0
Carry forward orthodontic activity (UOA)	0
Baseline contract value	£83,532.68

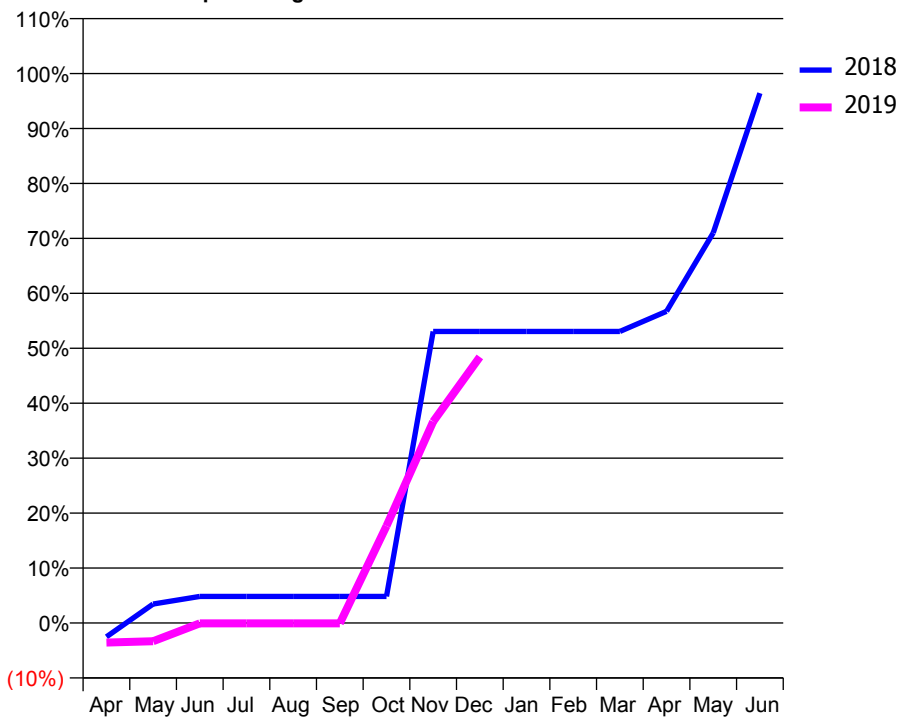
ACCESS*

Patients seen in 24 months	Total	Change since previous quarter
Quarter ending December 2017	814	
Quarter ending March 2018	772	↓
Quarter ending June 2018	813	↑
Quarter ending September 2018	773	↓
Quarter ending December 2018	816	↑
Variance since December 2017	0.2%	→



ACTIVITY

Cumulative percentage of contracted UDA delivered 2018 & 2019



Month	Adjusted Scheduled Activity (UDA)	
	2018	2019
April	-52	-73
May	71	-68
June	99	-2
July	99	-2
August	99	-2
September	99	-2
October	99	361
November	1,083	748
December	1,083	989
January	1,083	
February	1,083	
March	1,083	
April	1,158	
May	1,450	
June	1,969	

QUALITY

	Quantity	Base Number	Contract	AT	Region	England
% of FP17s for the same patient ID Re-attending within 3 months - Children	79	948	8.3%	10.8%	11.6%	11.8%
% of FP17s for the same patient ID Re-attending within 3 months - Adults	43	234	18.4%	14.0%	15.1%	15.6%
% of FP17s for the same patient ID Re-attending between 3 & 9 months - Children	537	948	56.6%	59.8%	59.9%	58.8%
% of FP17s for the same patient ID Re-attending between 3 & 9 months - Adults	138	234	59.0%	49.4%	52.0%	51.0%
% of FP17s for Band 1 Urgent Courses	15	640	2.3%	9.0%	8.0%	9.0%
% of FP17s Relating to Free Repair or Replacements	0	640	0.0%	0.7%	0.8%	0.8%
% of FP17s Relating to Continuations	4	640	0.6%	1.0%	0.9%	0.9%
% of Patients satisfied with the dentistry they have received	1	1	N/A	93.7%	93.6%	93.2%
% of Patients satisfied with the time they had to wait for an appointment	1	1	N/A	86.8%	88.6%	88.3%

* This is based on patients treated on this contract for their most recent course of treatment. Figures in italics indicate the base number of FP17s or Patient Questionnaire responses are less than 100. N/A is shown where the base number of responses is less than 10 during the period. % is calculated as Quantity/Base number*100

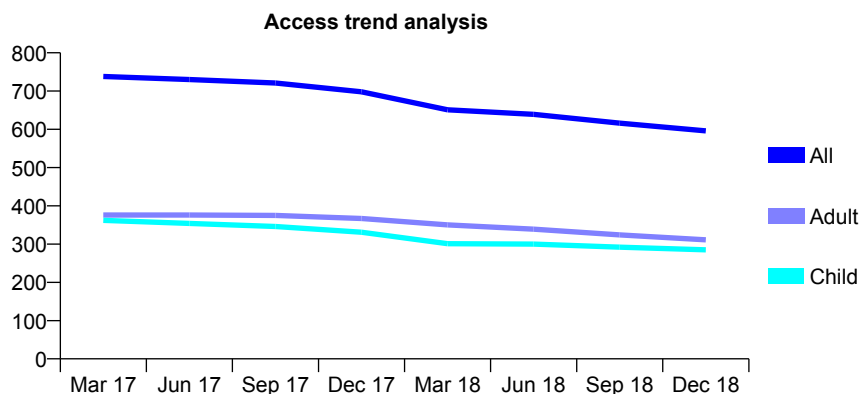
Q56 - Vital Signs At a Glance Contract Report for 762296/0001 - December 2018

Name or company name	MR BC TOCCA
Contract type name	GDS Contract
Purpose of contract	General
Contract start date	01/05/2007
Contract end date	

18/19 Contracted general activity (UDA)	2,102
Carry forward general activity (UDA)	0
18/19 Contracted orthodontic activity (UOA)	0
Carry forward orthodontic activity (UOA)	0
Baseline contract value	£46,218.13

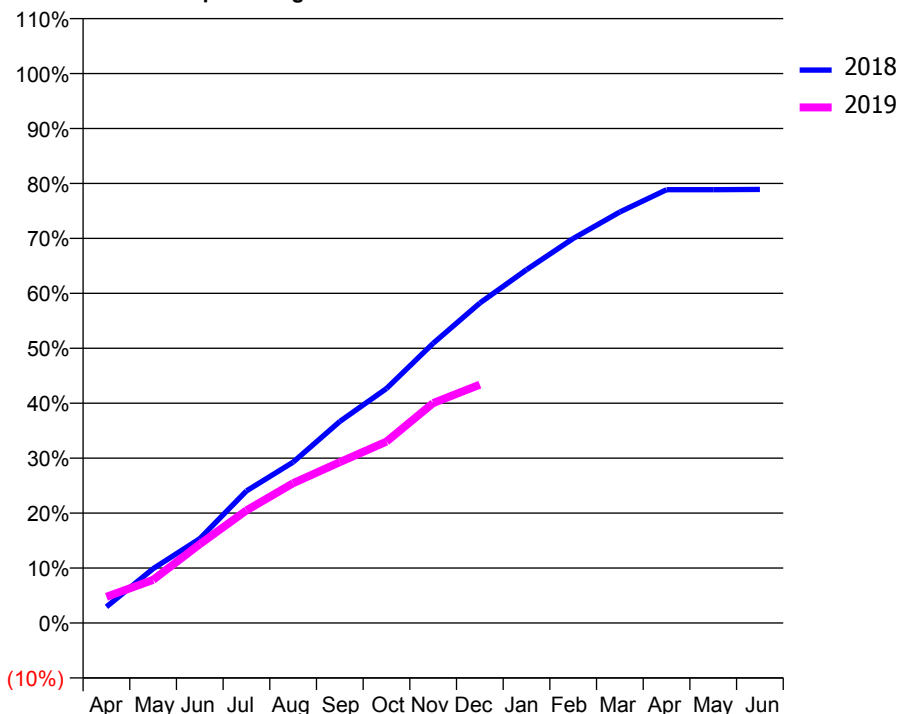
ACCESS*

Patients seen in 24 months	Total	Change since previous quarter
Quarter ending December 2017	698	
Quarter ending March 2018	651	↓
Quarter ending June 2018	639	↓
Quarter ending September 2018	616	↓
Quarter ending December 2018	596	↓
Variance since December 2017	(14.6%)	↓



ACTIVITY

Cumulative percentage of contracted UDA delivered 2018 & 2019



Month	Adjusted Scheduled Activity (UDA)	
	2018	2019
April	62	100
May	208	165
June	322	302
July	505	431
August	615	535
September	771	615
October	897	694
November	1,070	841
December	1,224	912
January	1,352	
February	1,471	
March	1,573	
April	1,657	
May	1,657	
June	1,658	

QUALITY

	Quantity	Base Number	Contract	AT	Region	England
% of FP17s for the same patient ID Re-attending within 3 months - Children	34	333	10.2%	10.8%	11.6%	11.8%
% of FP17s for the same patient ID Re-attending within 3 months - Adults	58	311	18.6%	14.0%	15.1%	15.6%
% of FP17s for the same patient ID Re-attending between 3 & 9 months - Children	227	333	68.2%	59.8%	59.9%	58.8%
% of FP17s for the same patient ID Re-attending between 3 & 9 months - Adults	161	311	51.8%	49.4%	52.0%	51.0%
% of FP17s for Band 1 Urgent Courses	68	606	11.2%	9.0%	8.0%	9.0%
% of FP17s Relating to Free Repair or Replacements	0	606	0.0%	0.7%	0.8%	0.8%
% of FP17s Relating to Continuations	2	606	0.3%	1.0%	0.9%	0.9%
% of Patients satisfied with the dentistry they have received	0	0	N/A	93.7%	93.6%	93.2%
% of Patients satisfied with the time they had to wait for an appointment	0	0	N/A	86.8%	88.6%	88.3%

* This is based on patients treated on this contract for their most recent course of treatment. Figures in italics indicate the base number of FP17s or Patient Questionnaire responses are less than 100. N/A is shown where the base number of responses is less than 10 during the period. % is calculated as Quantity/Base number*100

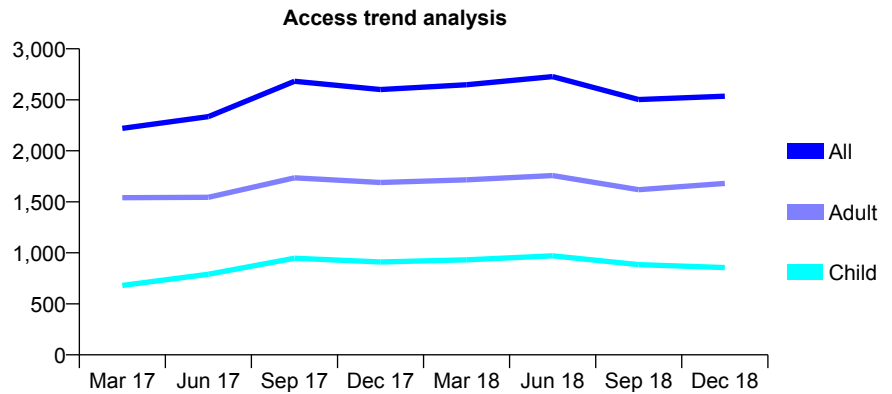
Q56 - Vital Signs At a Glance Contract Report for 763438/0002 - December 2018

Name or company name	MR M SALEEM
Contract type name	GDS Contract
Purpose of contract	General
Contract start date	01/04/2006
Contract end date	

18/19 Contracted general activity (UDA)	6,805
Carry forward general activity (UDA)	70
18/19 Contracted orthodontic activity (UOA)	0
Carry forward orthodontic activity (UOA)	0
Baseline contract value	£169,741.13

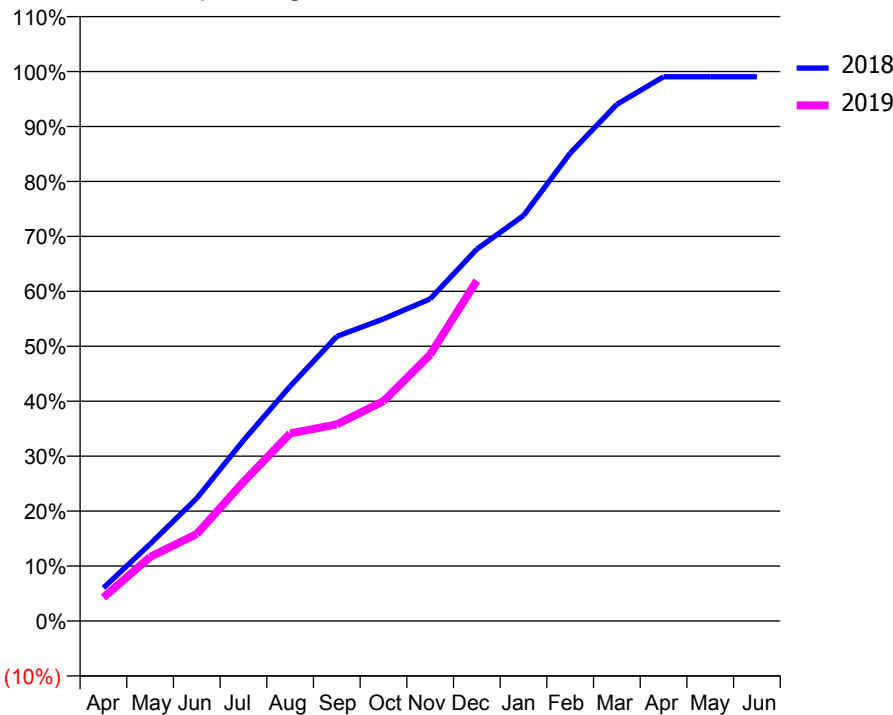
ACCESS*

Patients seen in 24 months	Total	Change since previous quarter
Quarter ending December 2017	2,601	
Quarter ending March 2018	2,648	→
Quarter ending June 2018	2,728	↑
Quarter ending September 2018	2,503	↓
Quarter ending December 2018	2,535	→
Variance since December 2017	(2.5%)	↓



ACTIVITY

Cumulative percentage of contracted UDA delivered 2018 & 2019



Adjusted Scheduled Activity (UDA)		
Month	2018	2019
April	440	292
May	1,023	794
June	1,631	1,077
July	2,401	1,724
August	3,121	2,322
September	3,784	2,434
October	4,017	2,723
November	4,282	3,299
December	4,943	4,216
January	5,390	
February	6,220	
March	6,868	
April	7,235	
May	7,235	
June	7,235	

QUALITY

	Quantity	Base Number	Contract	AT	Region	England
% of FP17s for the same patient ID Re-attending within 3 months - Children	51	937	5.4%	10.8%	11.6%	11.8%
% of FP17s for the same patient ID Re-attending within 3 months - Adults	144	1,802	8.0%	14.0%	15.1%	15.6%
% of FP17s for the same patient ID Re-attending between 3 & 9 months - Children	428	937	45.7%	59.8%	59.9%	58.8%
% of FP17s for the same patient ID Re-attending between 3 & 9 months - Adults	798	1,802	44.3%	49.4%	52.0%	51.0%
% of FP17s for Band 1 Urgent Courses	183	2,606	7.0%	9.0%	8.0%	9.0%
% of FP17s Relating to Free Repair or Replacements	19	2,606	0.7%	0.7%	0.8%	0.8%
% of FP17s Relating to Continuations	9	2,606	0.3%	1.0%	0.9%	0.9%
% of Patients satisfied with the dentistry they have received	0	0	N/A	93.7%	93.6%	93.2%
% of Patients satisfied with the time they had to wait for an appointment	0	0	N/A	86.8%	88.6%	88.3%

* This is based on patients treated on this contract for their most recent course of treatment. Figures in italics indicate the base number of FP17s or Patient Questionnaire responses are less than 100. N/A is shown where the base number of responses is less than 10 during the period. % is calculated as Quantity/Base number*100

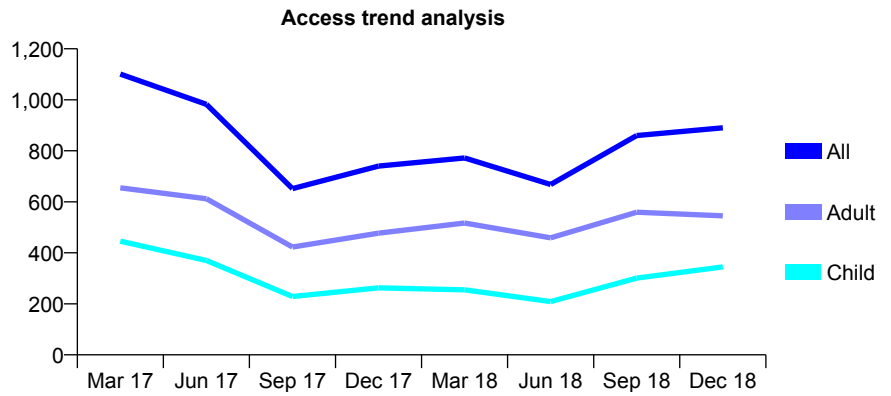
Q56 - Vital Signs At a Glance Contract Report for 763438/0003 - December 2018

Name or company name	MR M SALEEM
Contract type name	GDS Contract
Purpose of contract	General
Contract start date	01/04/2008
Contract end date	

18/19 Contracted general activity (UDA)	3,000
Carry forward general activity (UDA)	4
18/19 Contracted orthodontic activity (UOA)	0
Carry forward orthodontic activity (UOA)	0
Baseline contract value	£76,826.35

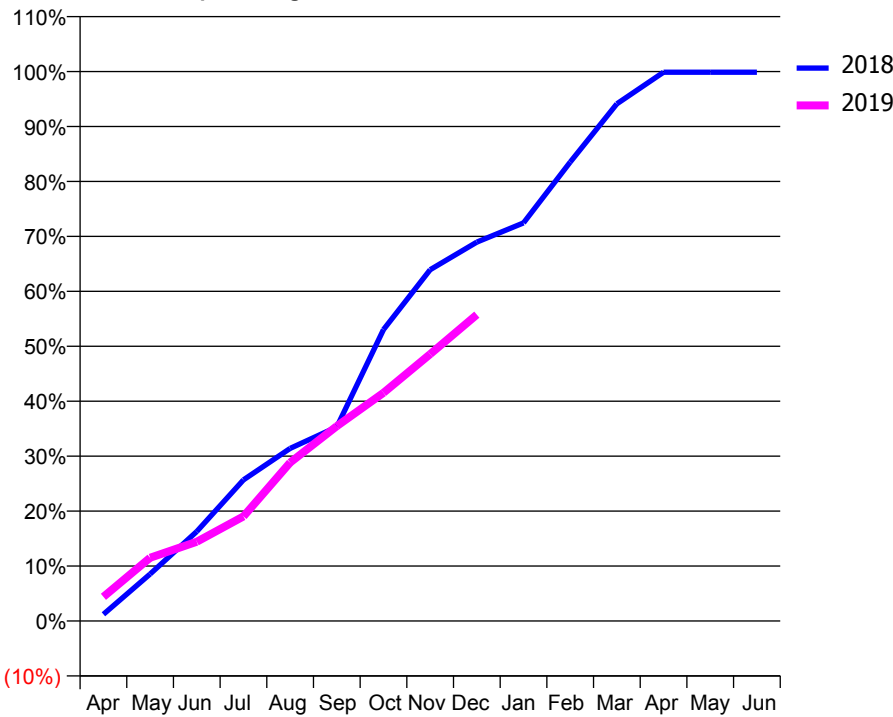
ACCESS*

Patients seen in 24 months	Total	Change since previous quarter
Quarter ending December 2017	740	
Quarter ending March 2018	772	↑
Quarter ending June 2018	668	↓
Quarter ending September 2018	860	↑
Quarter ending December 2018	890	↑
Variance since December 2017	20.3%	↑



ACTIVITY

Cumulative percentage of contracted UDA delivered 2018 & 2019



Month	Adjusted Scheduled Activity (UDA)	
	2018	2019
April	37	132
May	257	346
June	489	433
July	771	571
August	943	865
September	1,059	1,064
October	1,591	1,246
November	1,918	1,457
December	2,069	1,673
January	2,174	
February	2,506	
March	2,824	
April	2,996	
May	2,996	
June	2,996	

QUALITY

	Quantity	Base Number	Contract	AT	Region	England
% of FP17s for the same patient ID Re-attending within 3 months - Children	14	386	3.6%	10.8%	11.6%	11.8%
% of FP17s for the same patient ID Re-attending within 3 months - Adults	44	623	7.1%	14.0%	15.1%	15.6%
% of FP17s for the same patient ID Re-attending between 3 & 9 months - Children	37	386	9.6%	59.8%	59.9%	58.8%
% of FP17s for the same patient ID Re-attending between 3 & 9 months - Adults	93	623	14.9%	49.4%	52.0%	51.0%
% of FP17s for Band 1 Urgent Courses	84	941	8.9%	9.0%	8.0%	9.0%
% of FP17s Relating to Free Repair or Replacements	7	941	0.7%	0.7%	0.8%	0.8%
% of FP17s Relating to Continuations	6	941	0.6%	1.0%	0.9%	0.9%
% of Patients satisfied with the dentistry they have received	0	0	N/A	93.7%	93.6%	93.2%
% of Patients satisfied with the time they had to wait for an appointment	0	0	N/A	86.8%	88.6%	88.3%

* This is based on patients treated on this contract for their most recent course of treatment. Figures in italics indicate the base number of FP17s or Patient Questionnaire responses are less than 100. N/A is shown where the base number of responses is less than 10 during the period. % is calculated as Quantity/Base number*100

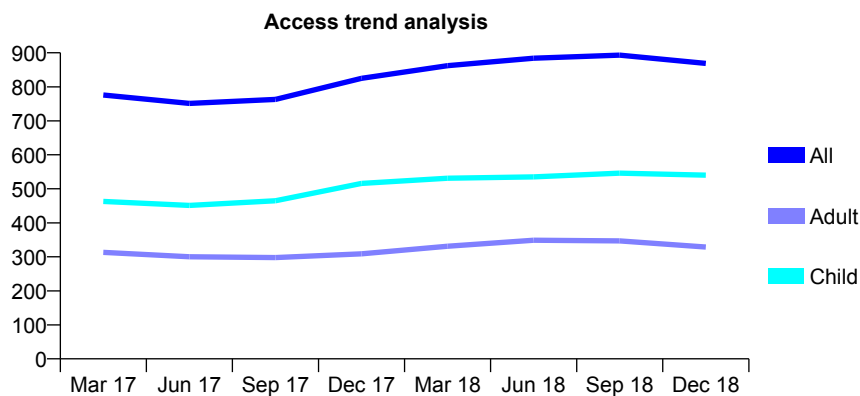
Q56 - Vital Signs At a Glance Contract Report for 767123/0001 - December 2018

Name or company name	MISS Z WIESE
Contract type name	GDS Contract
Purpose of contract	General
Contract start date	01/04/2006
Contract end date	

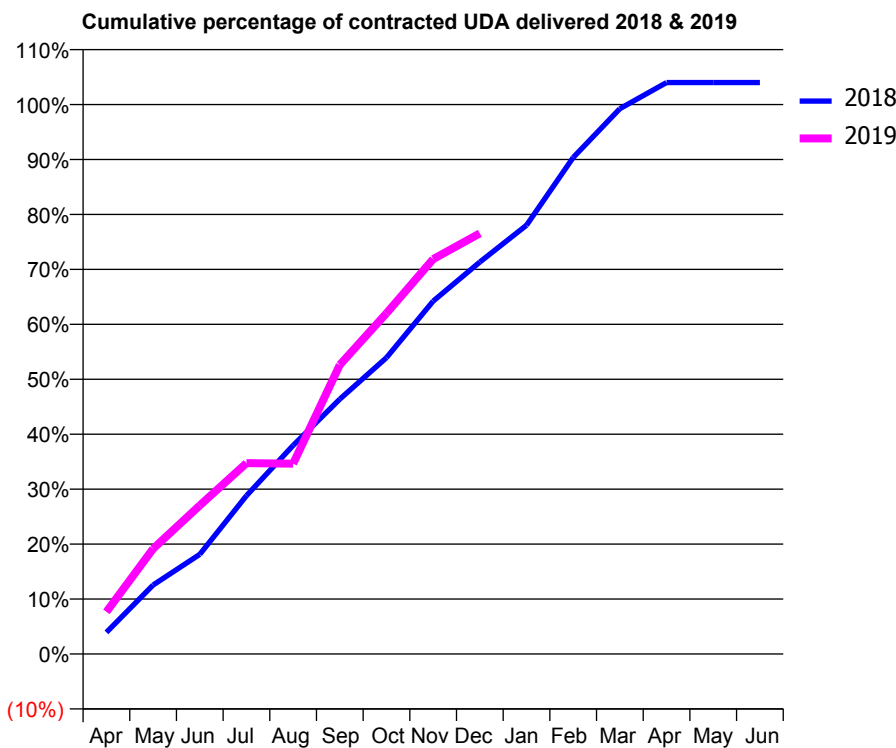
18/19 Contracted general activity (UDA)	2,160
Carry forward general activity (UDA)	-43
18/19 Contracted orthodontic activity (UOA)	0
Carry forward orthodontic activity (UOA)	0
Baseline contract value	£84,637.17

ACCESS*

Patients seen in 24 months	Total	Change since previous quarter
Quarter ending December 2017	825	
Quarter ending March 2018	862	↑
Quarter ending June 2018	884	↑
Quarter ending September 2018	893	→
Quarter ending December 2018	869	↓
Variance since December 2017	5.3%	↑



ACTIVITY



Month	Adjusted Scheduled Activity (UDA)	
	2018	2019
April	85	166
May	271	414
June	392	584
July	622	750
August	820	748
September	1,002	1,137
October	1,165	1,339
November	1,387	1,552
December	1,541	1,654
January	1,685	
February	1,952	
March	2,144	
April	2,246	
May	2,246	
June	2,246	

QUALITY

	Quantity	Base Number	Contract	AT	Region	England
% of FP17s for the same patient ID Re-attending within 3 months - Children	37	530	7.0%	10.8%	11.6%	11.8%
% of FP17s for the same patient ID Re-attending within 3 months - Adults	33	238	13.9%	14.0%	15.1%	15.6%
% of FP17s for the same patient ID Re-attending between 3 & 9 months - Children	275	530	51.9%	59.8%	59.9%	58.8%
% of FP17s for the same patient ID Re-attending between 3 & 9 months - Adults	110	238	46.2%	49.4%	52.0%	51.0%
% of FP17s for Band 1 Urgent Courses	33	733	4.5%	9.0%	8.0%	9.0%
% of FP17s Relating to Free Repair or Replacements	0	733	0.0%	0.7%	0.8%	0.8%
% of FP17s Relating to Continuations	0	733	0.0%	1.0%	0.9%	0.9%
% of Patients satisfied with the dentistry they have received	0	0	N/A	93.7%	93.6%	93.2%
% of Patients satisfied with the time they had to wait for an appointment	0	0	N/A	86.8%	88.6%	88.3%

* This is based on patients treated on this contract for their most recent course of treatment. Figures in italics indicate the base number of FP17s or Patient Questionnaire responses are less than 100. N/A is shown where the base number of responses is less than 10 during the period. % is calculated as Quantity/Base number*100

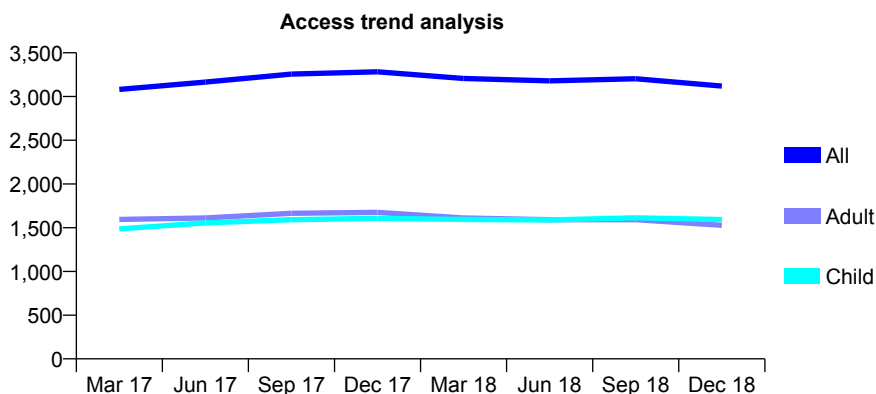
Q56 - Vital Signs At a Glance Contract Report for 767123/0002 - December 2018

Name or company name	MISS Z WIESE
Contract type name	GDS Contract
Purpose of contract	General
Contract start date	01/04/2006
Contract end date	

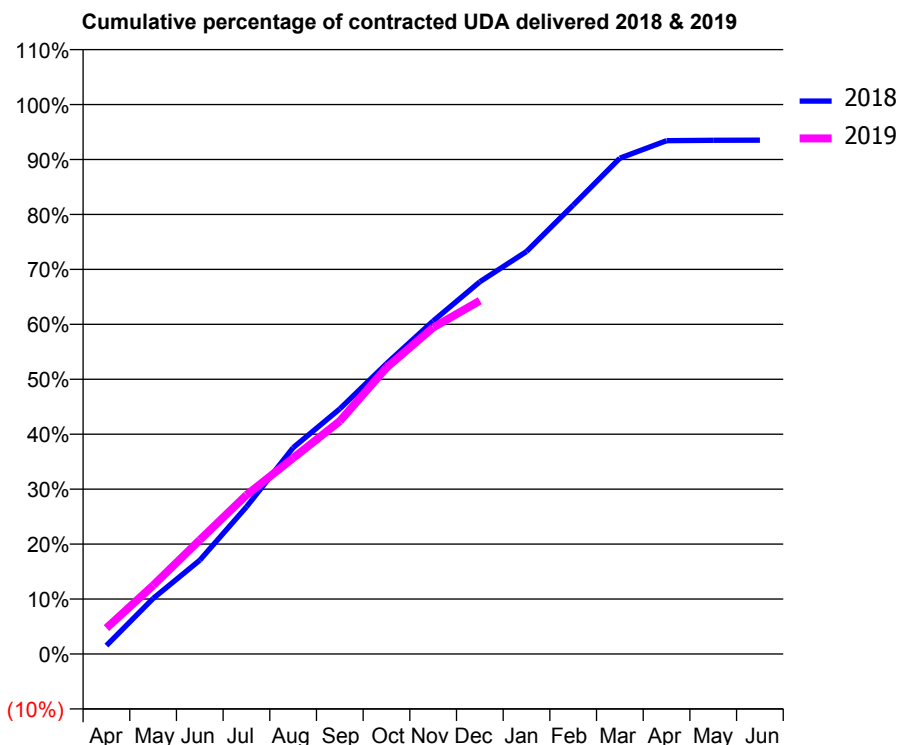
18/19 Contracted general activity (UDA)	7,400
Carry forward general activity (UDA)	0
18/19 Contracted orthodontic activity (UOA)	0
Carry forward orthodontic activity (UOA)	0
Baseline contract value	£202,172.25

ACCESS*

Patients seen in 24 months	Total	Change since previous quarter
Quarter ending December 2017	3,282	
Quarter ending March 2018	3,206	↓
Quarter ending June 2018	3,179	→
Quarter ending September 2018	3,204	→
Quarter ending December 2018	3,120	↓
Variance since December 2017	(4.9%)	↓



ACTIVITY



Month	2018	2019
April	114	349
May	748	923
June	1,263	1,536
July	1,981	2,141
August	2,778	2,639
September	3,301	3,136
October	3,910	3,856
November	4,485	4,397
December	5,012	4,759
January	5,421	
February	6,046	
March	6,678	
April	6,913	
May	6,919	
June	6,921	

QUALITY

	Quantity	Base Number	Contract	AT	Region	England
% of FP17s for the same patient ID Re-attending within 3 months - Children	93	1,459	6.4%	10.8%	11.6%	11.8%
% of FP17s for the same patient ID Re-attending within 3 months - Adults	165	973	17.0%	14.0%	15.1%	15.6%
% of FP17s for the same patient ID Re-attending between 3 & 9 months - Children	718	1,459	49.2%	59.8%	59.9%	58.8%
% of FP17s for the same patient ID Re-attending between 3 & 9 months - Adults	425	973	43.7%	49.4%	52.0%	51.0%
% of FP17s for Band 1 Urgent Courses	200	2,304	8.7%	9.0%	8.0%	9.0%
% of FP17s Relating to Free Repair or Replacements	0	2,304	0.0%	0.7%	0.8%	0.8%
% of FP17s Relating to Continuations	0	2,304	0.0%	1.0%	0.9%	0.9%
% of Patients satisfied with the dentistry they have received	0	0	N/A	93.7%	93.6%	93.2%
% of Patients satisfied with the time they had to wait for an appointment	0	0	N/A	86.8%	88.6%	88.3%

* This is based on patients treated on this contract for their most recent course of treatment. Figures in italics indicate the base number of FP17s or Patient Questionnaire responses are less than 100. N/A is shown where the base number of responses is less than 10 during the period. % is calculated as Quantity/Base number*100

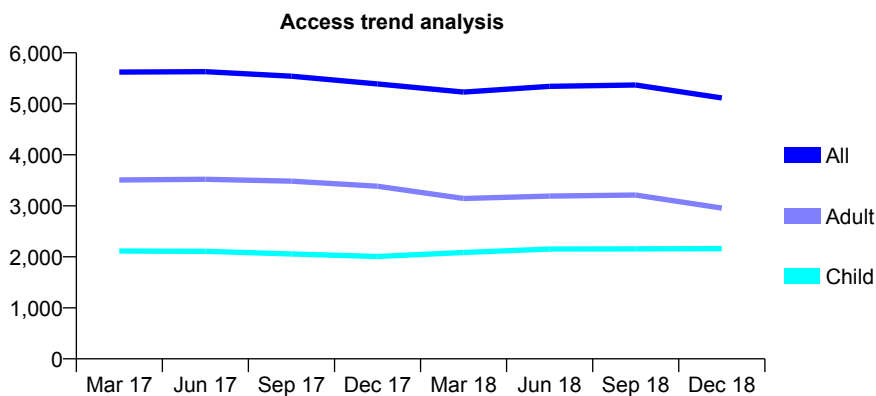
Q56 - Vital Signs At a Glance Contract Report for 767123/0003 - December 2018

Name or company name	MISS Z WIESE
Contract type name	GDS Contract
Purpose of contract	General
Contract start date	01/10/2007
Contract end date	

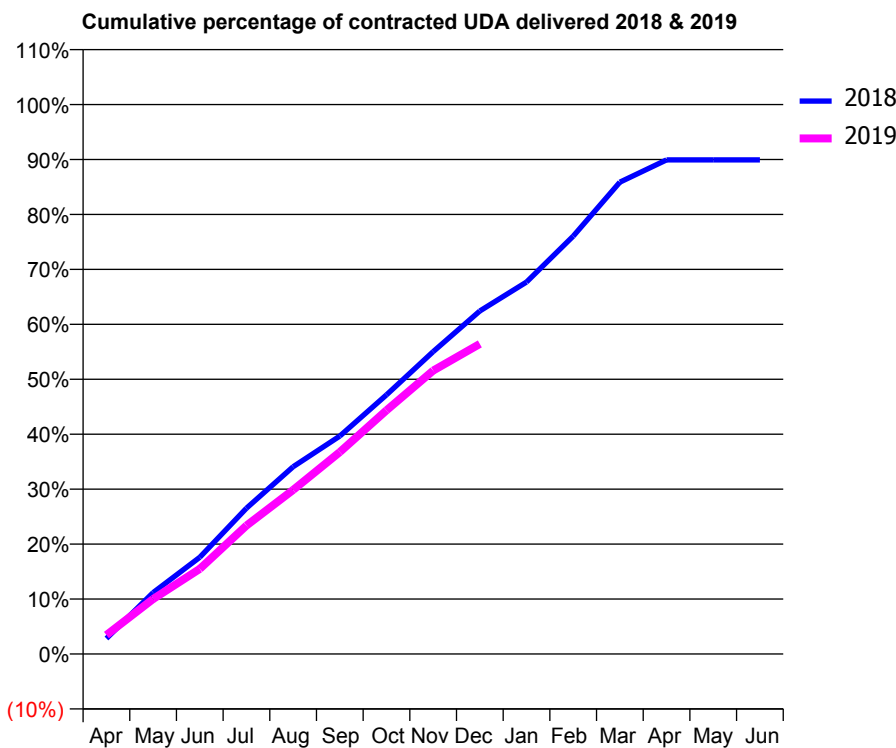
18/19 Contracted general activity (UDA)	13,400
Carry forward general activity (UDA)	0
18/19 Contracted orthodontic activity (UOA)	0
Carry forward orthodontic activity (UOA)	0
Baseline contract value	£391,794.44

ACCESS*

Patients seen in 24 months	Total	Change since previous quarter
Quarter ending December 2017	5,390	
Quarter ending March 2018	5,229	↓
Quarter ending June 2018	5,343	↑
Quarter ending September 2018	5,368	→
Quarter ending December 2018	5,115	↓
Variance since December 2017	(5.1%)	↓



ACTIVITY



Month	Adjusted Scheduled Activity (UDA)	
	2018	2019
April	378	465
May	1,497	1,342
June	2,360	2,075
July	3,556	3,133
August	4,569	4,001
September	5,316	4,924
October	6,319	5,942
November	7,375	6,912
December	8,365	7,561
January	9,072	
February	10,190	
March	11,507	
April	12,048	
May	12,050	
June	12,050	

QUALITY

	Quantity	Base Number	Contract	AT	Region	England
% of FP17s for the same patient ID Re-attending within 3 months - Children	139	2,095	6.6%	10.8%	11.6%	11.8%
% of FP17s for the same patient ID Re-attending within 3 months - Adults	350	1,924	18.2%	14.0%	15.1%	15.6%
% of FP17s for the same patient ID Re-attending between 3 & 9 months - Children	1,061	2,095	50.6%	59.8%	59.9%	58.8%
% of FP17s for the same patient ID Re-attending between 3 & 9 months - Adults	784	1,924	40.7%	49.4%	52.0%	51.0%
% of FP17s for Band 1 Urgent Courses	412	3,752	11.0%	9.0%	8.0%	9.0%
% of FP17s Relating to Free Repair or Replacements	1	3,752	0.0%	0.7%	0.8%	0.8%
% of FP17s Relating to Continuations	2	3,752	0.1%	1.0%	0.9%	0.9%
% of Patients satisfied with the dentistry they have received	1	1	N/A	93.7%	93.6%	93.2%
% of Patients satisfied with the time they had to wait for an appointment	1	1	N/A	86.8%	88.6%	88.3%

* This is based on patients treated on this contract for their most recent course of treatment. Figures in italics indicate the base number of FP17s or Patient Questionnaire responses are less than 100. N/A is shown where the base number of responses is less than 10 during the period. % is calculated as Quantity/Base number*100

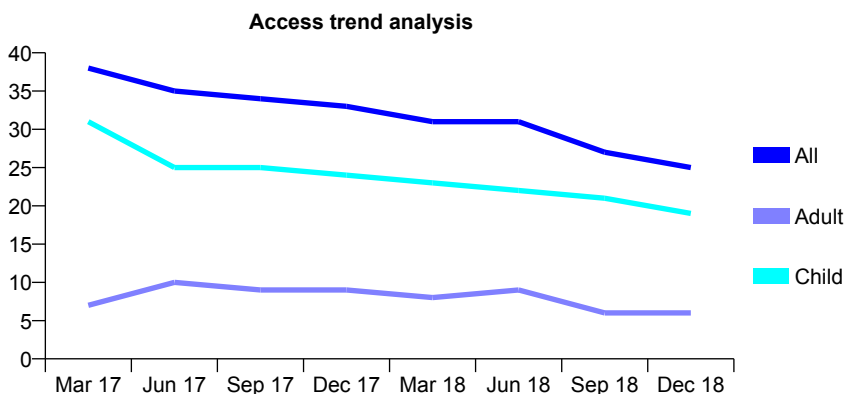
Q56 - Vital Signs At a Glance Contract Report for 768316/0001 - December 2018

Name or company name	MR A MOBLI
Contract type name	GDS Contract
Purpose of contract	General
Contract start date	01/04/2006
Contract end date	26/06/2018

18/19 Contracted general activity (UDA)	12
Carry forward general activity (UDA)	0
18/19 Contracted orthodontic activity (UOA)	0
Carry forward orthodontic activity (UOA)	0
Baseline contract value	£280.31

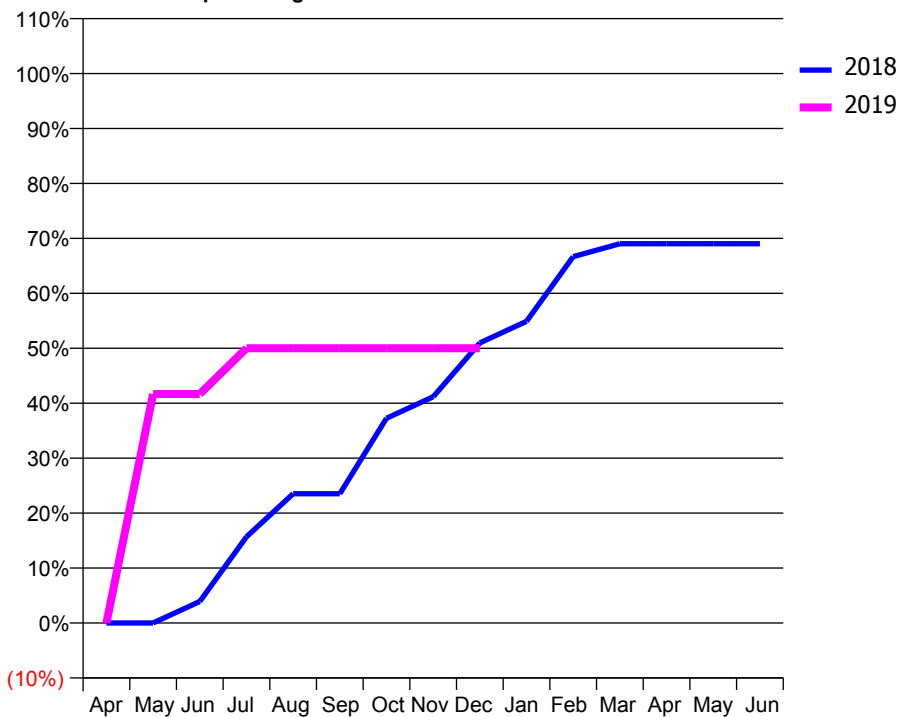
ACCESS*

Patients seen in 24 months	Total	Change since previous quarter
Quarter ending December 2017	33	
Quarter ending March 2018	31	↓
Quarter ending June 2018	31	→
Quarter ending September 2018	27	↓
Quarter ending December 2018	25	↓
Variance since December 2017	(24.2%)	↓



ACTIVITY

Cumulative percentage of contracted UDA delivered 2018 & 2019



Month	Adjusted Scheduled Activity (UDA)	
	2018	2019
April	0	0
May	0	5
June	2	5
July	8	6
August	12	6
September	12	6
October	19	6
November	21	6
December	26	6
January	28	
February	34	
March	35	
April	35	
May	35	
June	35	

QUALITY

	Quantity	Base Number	Contract	AT	Region	England
% of FP17s for the same patient ID Re-attending within 3 months - Children	0	6	0.0%	10.8%	11.6%	11.8%
% of FP17s for the same patient ID Re-attending within 3 months - Adults	0	0	N/A	14.0%	15.1%	15.6%
% of FP17s for the same patient ID Re-attending between 3 & 9 months - Children	6	6	100.0%	59.8%	59.9%	58.8%
% of FP17s for the same patient ID Re-attending between 3 & 9 months - Adults	0	0	N/A	49.4%	52.0%	51.0%
% of FP17s for Band 1 Urgent Courses	0	6	0.0%	9.0%	8.0%	9.0%
% of FP17s Relating to Free Repair or Replacements	0	6	0.0%	0.7%	0.8%	0.8%
% of FP17s Relating to Continuations	0	6	0.0%	1.0%	0.9%	0.9%
% of Patients satisfied with the dentistry they have received	0	0	N/A	93.7%	93.6%	93.2%
% of Patients satisfied with the time they had to wait for an appointment	0	0	N/A	86.8%	88.6%	88.3%

* This is based on patients treated on this contract for their most recent course of treatment. Figures in italics indicate the base number of FP17s or Patient Questionnaire responses are less than 100. N/A is shown where the base number of responses is less than 10 during the period. % is calculated as Quantity/Base number*100

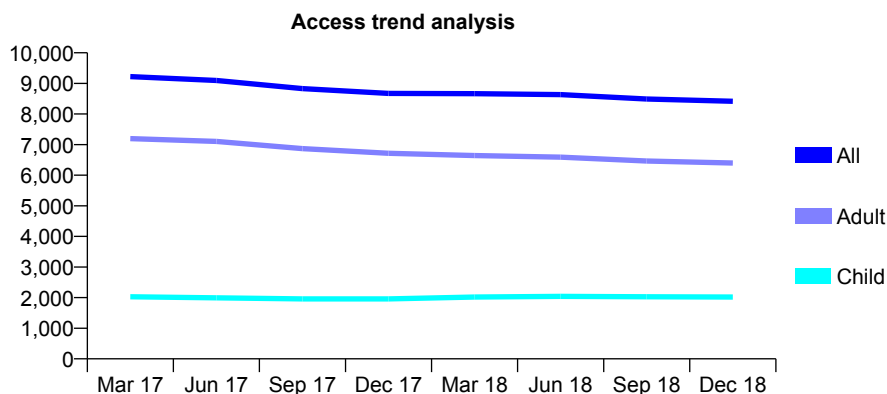
Q56 - Vital Signs At a Glance Contract Report for 771708/0001 - December 2018

Name or company name	MR AC HUNTER
Contract type name	GDS Contract
Purpose of contract	General
Contract start date	01/03/2008
Contract end date	

18/19 Contracted general activity (UDA)	24,346
Carry forward general activity (UDA)	331
18/19 Contracted orthodontic activity (UOA)	0
Carry forward orthodontic activity (UOA)	0
Baseline contract value	£602,425.44

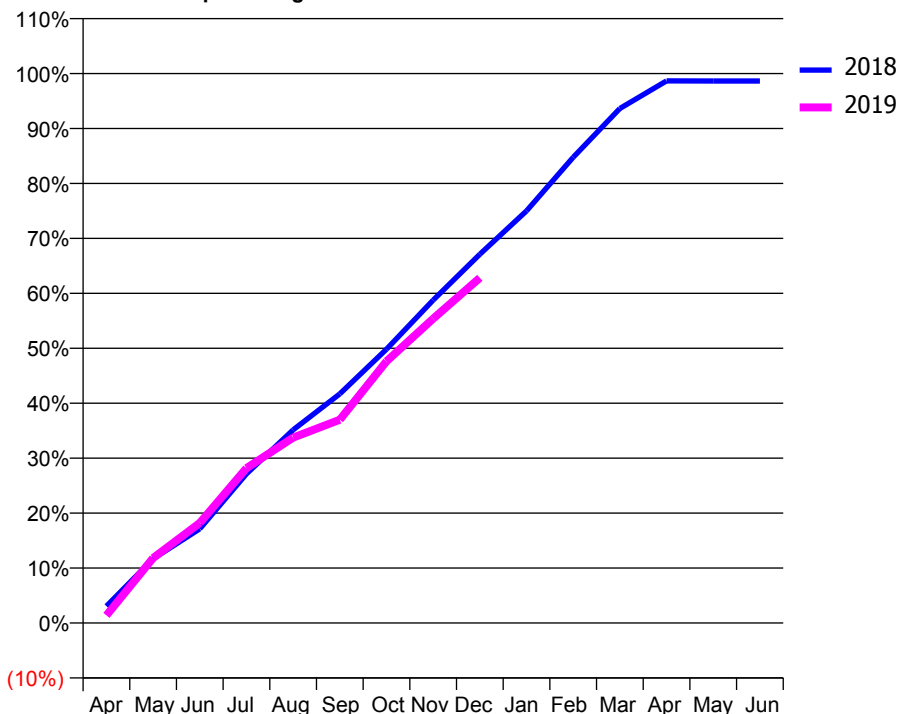
ACCESS*

Patients seen in 24 months	Total	Change since previous quarter
Quarter ending December 2017	8,675	
Quarter ending March 2018	8,665	→
Quarter ending June 2018	8,635	→
Quarter ending September 2018	8,491	↓
Quarter ending December 2018	8,416	→
Variance since December 2017	(3.0%)	↓



ACTIVITY

Cumulative percentage of contracted UDA delivered 2018 & 2019



Month	Adjusted Scheduled Activity (UDA)	
	2018	2019
April	750	339
May	2,846	2,882
June	4,176	4,435
July	6,607	6,863
August	8,559	8,218
September	10,156	9,007
October	12,133	11,597
November	14,304	13,487
December	16,339	15,295
January	18,259	
February	20,633	
March	22,796	
April	24,021	
May	24,015	
June	24,015	

QUALITY

	Quantity	Base Number	Contract	AT	Region	England
% of FP17s for the same patient ID Re-attending within 3 months - Children	238	2,552	9.3%	10.8%	11.6%	11.8%
% of FP17s for the same patient ID Re-attending within 3 months - Adults	1,054	6,543	16.1%	14.0%	15.1%	15.6%
% of FP17s for the same patient ID Re-attending between 3 & 9 months - Children	1,761	2,552	69.0%	59.8%	59.9%	58.8%
% of FP17s for the same patient ID Re-attending between 3 & 9 months - Adults	3,472	6,543	53.1%	49.4%	52.0%	51.0%
% of FP17s for Band 1 Urgent Courses	740	8,448	8.8%	9.0%	8.0%	9.0%
% of FP17s Relating to Free Repair or Replacements	70	8,448	0.8%	0.7%	0.8%	0.8%
% of FP17s Relating to Continuations	129	8,448	1.5%	1.0%	0.9%	0.9%
% of Patients satisfied with the dentistry they have received	4	4	N/A	93.7%	93.6%	93.2%
% of Patients satisfied with the time they had to wait for an appointment	2	4	N/A	86.8%	88.6%	88.3%

* This is based on patients treated on this contract for their most recent course of treatment. Figures in italics indicate the base number of FP17s or Patient Questionnaire responses are less than 100. N/A is shown where the base number of responses is less than 10 during the period. % is calculated as Quantity/Base number*100

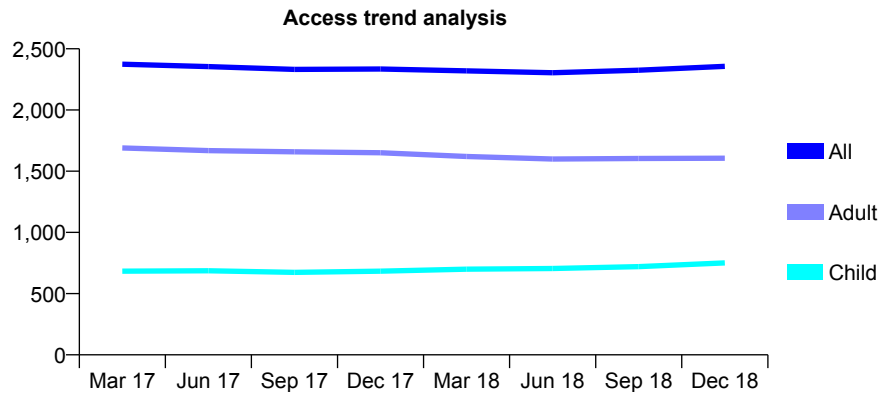
Q56 - Vital Signs At a Glance Contract Report for 773840/0001 - December 2018

Name or company name	MRS JA HASSAN
Contract type name	GDS Contract
Purpose of contract	General
Contract start date	01/04/2006
Contract end date	

18/19 Contracted general activity (UDA)	6,000
Carry forward general activity (UDA)	92
18/19 Contracted orthodontic activity (UOA)	0
Carry forward orthodontic activity (UOA)	0
Baseline contract value	£137,143.04

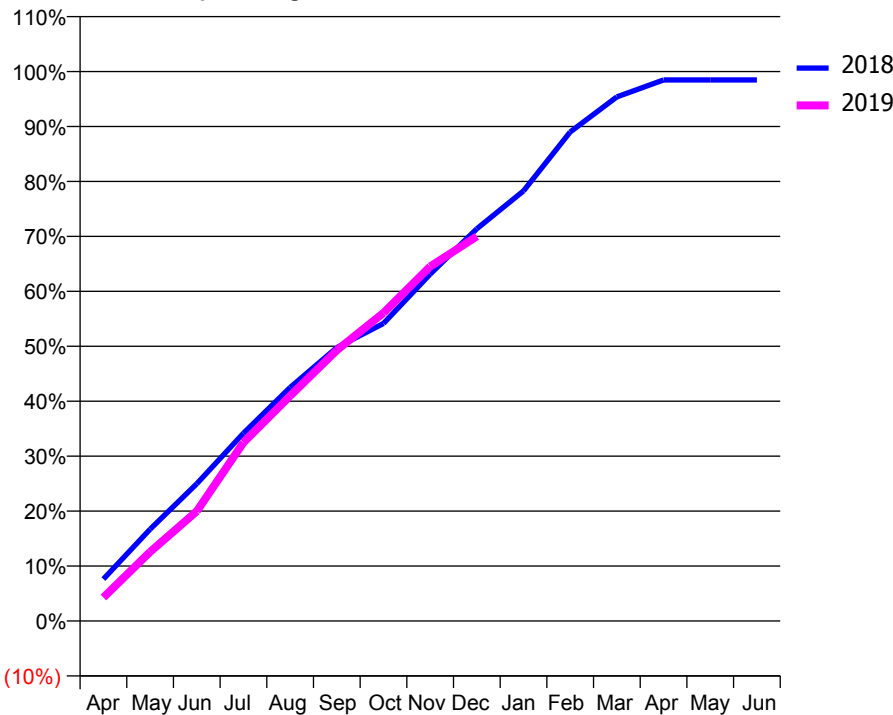
ACCESS*

Patients seen in 24 months	Total	Change since previous quarter
Quarter ending December 2017	2,335	
Quarter ending March 2018	2,320	→
Quarter ending June 2018	2,305	→
Quarter ending September 2018	2,325	→
Quarter ending December 2018	2,357	→
Variance since December 2017	0.9%	→



ACTIVITY

Cumulative percentage of contracted UDA delivered 2018 & 2019



Month	Adjusted Scheduled Activity (UDA)	
	2018	2019
April	458	257
May	1,003	755
June	1,499	1,200
July	2,051	1,948
August	2,550	2,459
September	2,986	2,957
October	3,248	3,364
November	3,787	3,871
December	4,283	4,200
January	4,696	
February	5,340	
March	5,723	
April	5,908	
May	5,908	
June	5,908	

QUALITY

	Quantity	Base Number	Contract	AT	Region	England
% of FP17s for the same patient ID Re-attending within 3 months - Children	58	846	6.9%	10.8%	11.6%	11.8%
% of FP17s for the same patient ID Re-attending within 3 months - Adults	258	1,635	15.8%	14.0%	15.1%	15.6%
% of FP17s for the same patient ID Re-attending between 3 & 9 months - Children	528	846	62.4%	59.8%	59.9%	58.8%
% of FP17s for the same patient ID Re-attending between 3 & 9 months - Adults	680	1,635	41.6%	49.4%	52.0%	51.0%
% of FP17s for Band 1 Urgent Courses	280	2,394	11.7%	9.0%	8.0%	9.0%
% of FP17s Relating to Free Repair or Replacements	14	2,394	0.6%	0.7%	0.8%	0.8%
% of FP17s Relating to Continuations	12	2,394	0.5%	1.0%	0.9%	0.9%
% of Patients satisfied with the dentistry they have received	2	2	N/A	93.7%	93.6%	93.2%
% of Patients satisfied with the time they had to wait for an appointment	2	2	N/A	86.8%	88.6%	88.3%

* This is based on patients treated on this contract for their most recent course of treatment. Figures in italics indicate the base number of FP17s or Patient Questionnaire responses are less than 100. N/A is shown where the base number of responses is less than 10 during the period. % is calculated as Quantity/Base number*100

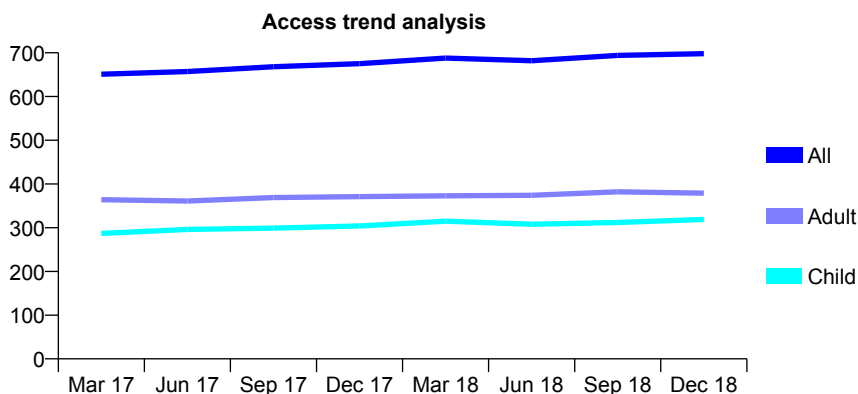
Q56 - Vital Signs At a Glance Contract Report for 800759/0002 - December 2018

Name or company name	MR D JONES
Contract type name	GDS Contract
Purpose of contract	General
Contract start date	28/07/2011
Contract end date	

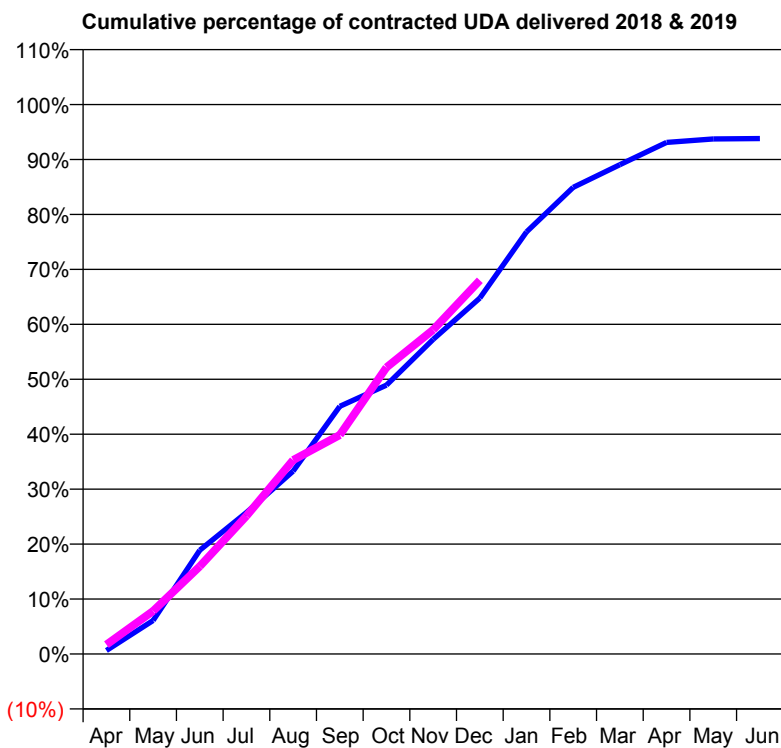
18/19 Contracted general activity (UDA)	1,409
Carry forward general activity (UDA)	0
18/19 Contracted orthodontic activity (UOA)	0
Carry forward orthodontic activity (UOA)	0
Baseline contract value	£27,848.63

ACCESS*

Patients seen in 24 months	Total	Change since previous quarter
Quarter ending December 2017	675	
Quarter ending March 2018	688	→
Quarter ending June 2018	682	→
Quarter ending September 2018	694	→
Quarter ending December 2018	698	→
Variance since December 2017	3.4%	↑



ACTIVITY



Month	Adjusted Scheduled Activity (UDA)	
	2018	2019
April	9	24
May	86	110
June	266	225
July	363	354
August	469	497
September	635	562
October	689	735
November	807	831
December	913	958
January	1,082	
February	1,196	
March	1,255	
April	1,312	
May	1,321	
June	1,322	

QUALITY

	Quantity	Base Number	Contract	AT	Region	England
% of FP17s for the same patient ID Re-attending within 3 months - Children	26	347	7.5%	10.8%	11.6%	11.8%
% of FP17s for the same patient ID Re-attending within 3 months - Adults	32	341	9.4%	14.0%	15.1%	15.6%
% of FP17s for the same patient ID Re-attending between 3 & 9 months - Children	193	347	55.6%	59.8%	59.9%	58.8%
% of FP17s for the same patient ID Re-attending between 3 & 9 months - Adults	187	341	54.8%	49.4%	52.0%	51.0%
% of FP17s for Band 1 Urgent Courses	12	619	1.9%	9.0%	8.0%	9.0%
% of FP17s Relating to Free Repair or Replacements	0	619	0.0%	0.7%	0.8%	0.8%
% of FP17s Relating to Continuations	0	619	0.0%	1.0%	0.9%	0.9%
% of Patients satisfied with the dentistry they have received	0	0	N/A	93.7%	93.6%	93.2%
% of Patients satisfied with the time they had to wait for an appointment	0	0	N/A	86.8%	88.6%	88.3%

* This is based on patients treated on this contract for their most recent course of treatment. Figures in italics indicate the base number of FP17s or Patient Questionnaire responses are less than 100. N/A is shown where the base number of responses is less than 10 during the period. % is calculated as Quantity/Base number*100

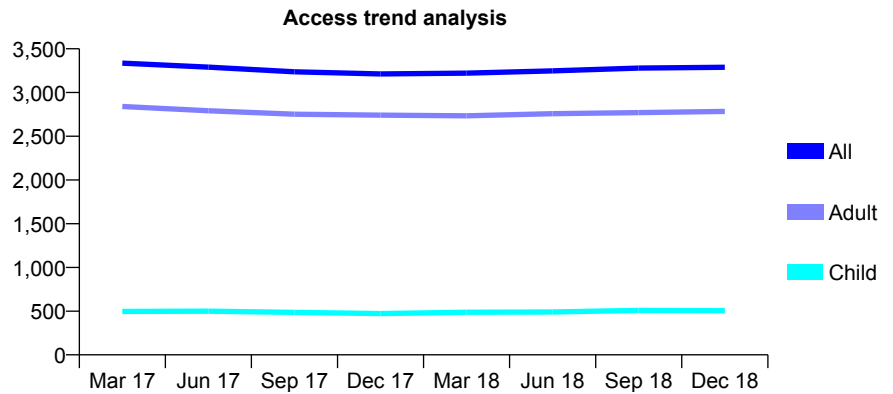
Q56 - Vital Signs At a Glance Contract Report for 809268/0001 - December 2018

Name or company name	MR DW FERNES
Contract type name	GDS Contract
Purpose of contract	General
Contract start date	01/04/2006
Contract end date	

18/19 Contracted general activity (UDA)	9,437
Carry forward general activity (UDA)	42
18/19 Contracted orthodontic activity (UOA)	0
Carry forward orthodontic activity (UOA)	0
Baseline contract value	£232,311.49

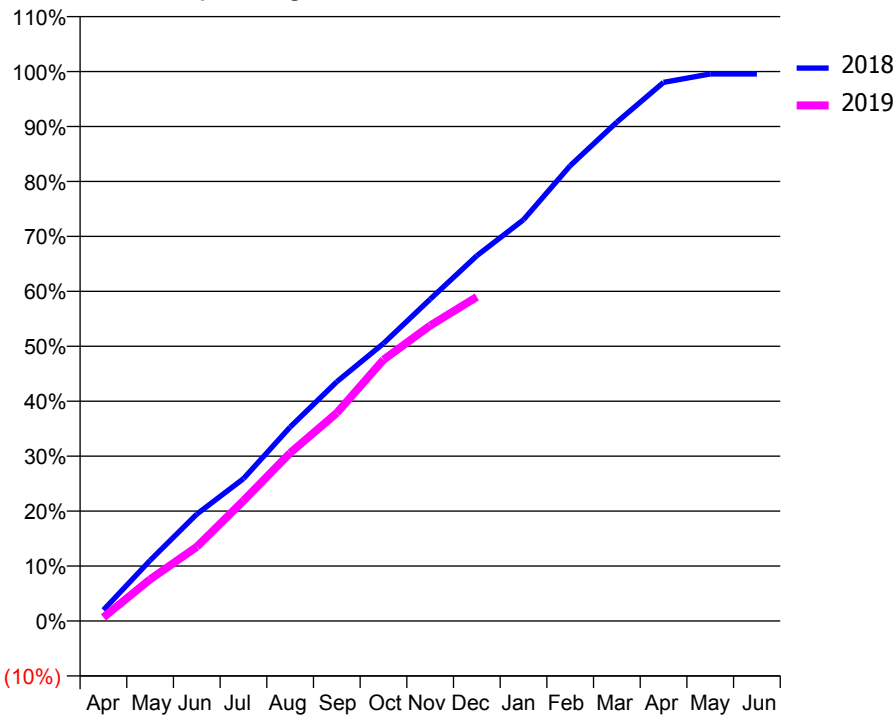
ACCESS*

Patients seen in 24 months	Total	Change since previous quarter
Quarter ending December 2017	3,213	
Quarter ending March 2018	3,221	→
Quarter ending June 2018	3,248	→
Quarter ending September 2018	3,279	→
Quarter ending December 2018	3,289	→
Variance since December 2017	2.4%	↑



ACTIVITY

Cumulative percentage of contracted UDA delivered 2018 & 2019



Month	Adjusted Scheduled Activity (UDA)	
	2018	2019
April	189	62
May	1,041	717
June	1,835	1,273
July	2,445	2,066
August	3,332	2,887
September	4,110	3,573
October	4,767	4,488
November	5,527	5,073
December	6,273	5,566
January	6,893	
February	7,819	
March	8,569	
April	9,250	
May	9,395	
June	9,395	

QUALITY

	Quantity	Base Number	Contract	AT	Region	England
% of FP17s for the same patient ID Re-attending within 3 months - Children	28	357	7.8%	10.8%	11.6%	11.8%
% of FP17s for the same patient ID Re-attending within 3 months - Adults	423	2,348	18.0%	14.0%	15.1%	15.6%
% of FP17s for the same patient ID Re-attending between 3 & 9 months - Children	50	357	14.0%	59.8%	59.9%	58.8%
% of FP17s for the same patient ID Re-attending between 3 & 9 months - Adults	584	2,348	24.9%	49.4%	52.0%	51.0%
% of FP17s for Band 1 Urgent Courses	468	2,415	19.4%	9.0%	8.0%	9.0%
% of FP17s Relating to Free Repair or Replacements	38	2,415	1.6%	0.7%	0.8%	0.8%
% of FP17s Relating to Continuations	38	2,415	1.6%	1.0%	0.9%	0.9%
% of Patients satisfied with the dentistry they have received	6	6	N/A	93.7%	93.6%	93.2%
% of Patients satisfied with the time they had to wait for an appointment	6	6	N/A	86.8%	88.6%	88.3%

* This is based on patients treated on this contract for their most recent course of treatment. Figures in italics indicate the base number of FP17s or Patient Questionnaire responses are less than 100. N/A is shown where the base number of responses is less than 10 during the period. % is calculated as Quantity/Base number*100

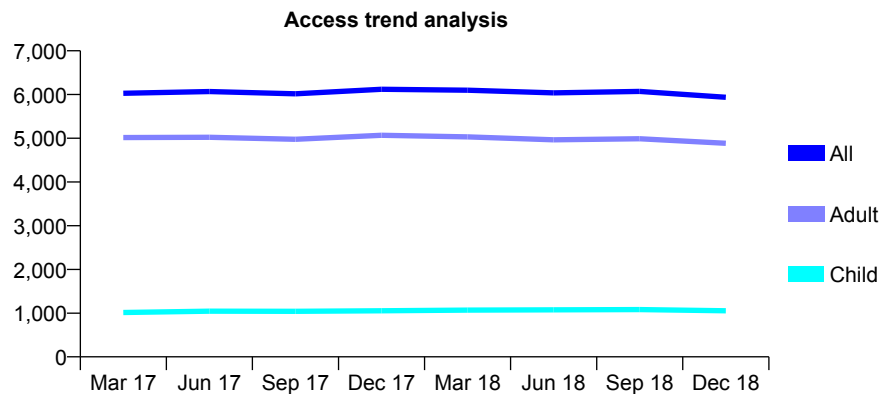
Q56 - Vital Signs At a Glance Contract Report for 812072/0001 - December 2018

Name or company name	Ipswich Dental Surgery
Contract type name	GDS Contract
Purpose of contract	General
Contract start date	01/04/2006
Contract end date	

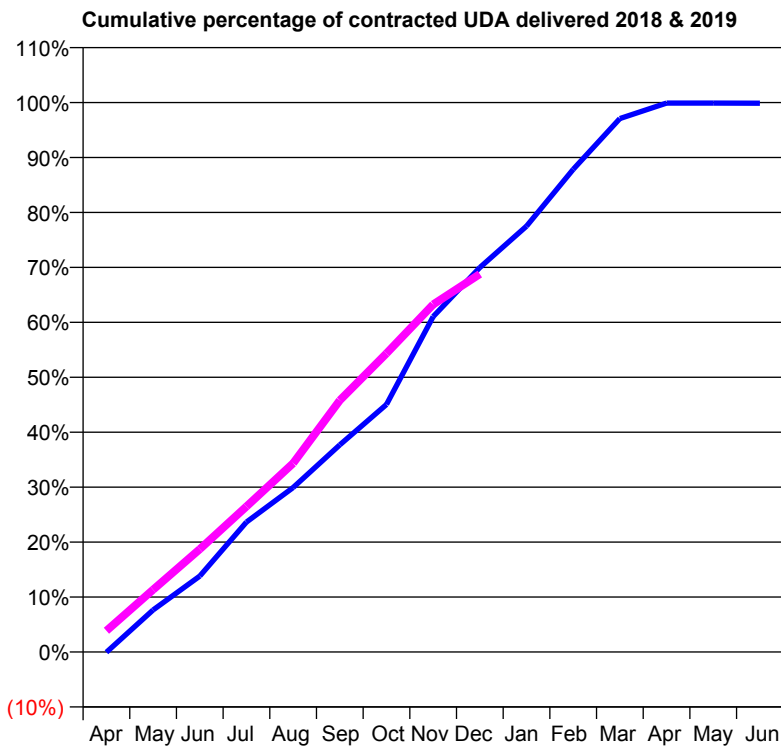
18/19 Contracted general activity (UDA)	14,528
Carry forward general activity (UDA)	18
18/19 Contracted orthodontic activity (UOA)	0
Carry forward orthodontic activity (UOA)	0
Baseline contract value	£337,932.56

ACCESS*

Patients seen in 24 months	Total	Change since previous quarter
Quarter ending December 2017	6,121	
Quarter ending March 2018	6,099	→
Quarter ending June 2018	6,039	→
Quarter ending September 2018	6,071	→
Quarter ending December 2018	5,938	↓
Variance since December 2017	(3.0%)	↓



ACTIVITY



Month	Adjusted Scheduled Activity (UDA)	
	2018	2019
April	-9	562
May	1,111	1,647
June	2,009	2,721
July	3,435	3,850
August	4,350	4,989
September	5,475	6,654
October	6,545	7,894
November	8,870	9,190
December	10,167	9,993
January	11,259	
February	12,762	
March	14,104	
April	14,511	
May	14,511	
June	14,510	

QUALITY

	Quantity	Base Number	Contract	AT	Region	England
% of FP17s for the same patient ID Re-attending within 3 months - Children	44	867	5.1%	10.8%	11.6%	11.8%
% of FP17s for the same patient ID Re-attending within 3 months - Adults	444	3,961	11.2%	14.0%	15.1%	15.6%
% of FP17s for the same patient ID Re-attending between 3 & 9 months - Children	292	867	33.7%	59.8%	59.9%	58.8%
% of FP17s for the same patient ID Re-attending between 3 & 9 months - Adults	1,366	3,961	34.5%	49.4%	52.0%	51.0%
% of FP17s for Band 1 Urgent Courses	465	4,670	10.0%	9.0%	8.0%	9.0%
% of FP17s Relating to Free Repair or Replacements	32	4,670	0.7%	0.7%	0.8%	0.8%
% of FP17s Relating to Continuations	33	4,670	0.7%	1.0%	0.9%	0.9%
% of Patients satisfied with the dentistry they have received	12	13	92.3%	93.7%	93.6%	93.2%
% of Patients satisfied with the time they had to wait for an appointment	12	13	92.3%	86.8%	88.6%	88.3%

* This is based on patients treated on this contract for their most recent course of treatment. Figures in italics indicate the base number of FP17s or Patient Questionnaire responses are less than 100. N/A is shown where the base number of responses is less than 10 during the period. % is calculated as Quantity/Base number*100

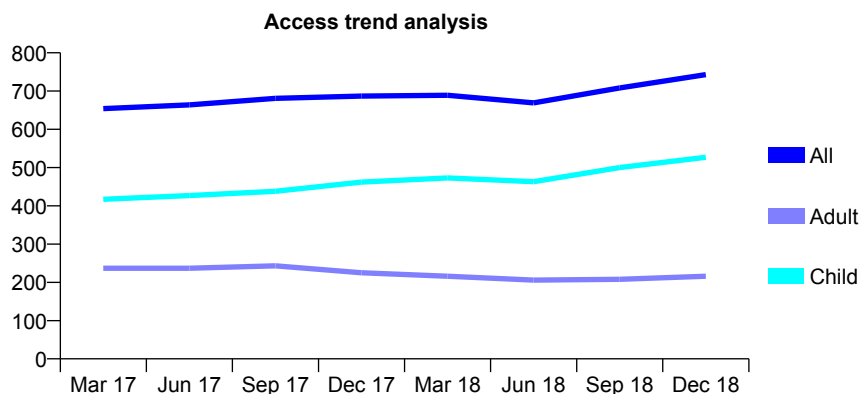
Q56 - Vital Signs At a Glance Contract Report for 812897/0001 - December 2018

Name or company name	MR WK DRYDEN
Contract type name	GDS Contract
Purpose of contract	General
Contract start date	01/04/2006
Contract end date	

18/19 Contracted general activity (UDA)	1,529
Carry forward general activity (UDA)	0
18/19 Contracted orthodontic activity (UOA)	0
Carry forward orthodontic activity (UOA)	0
Baseline contract value	£49,583.85

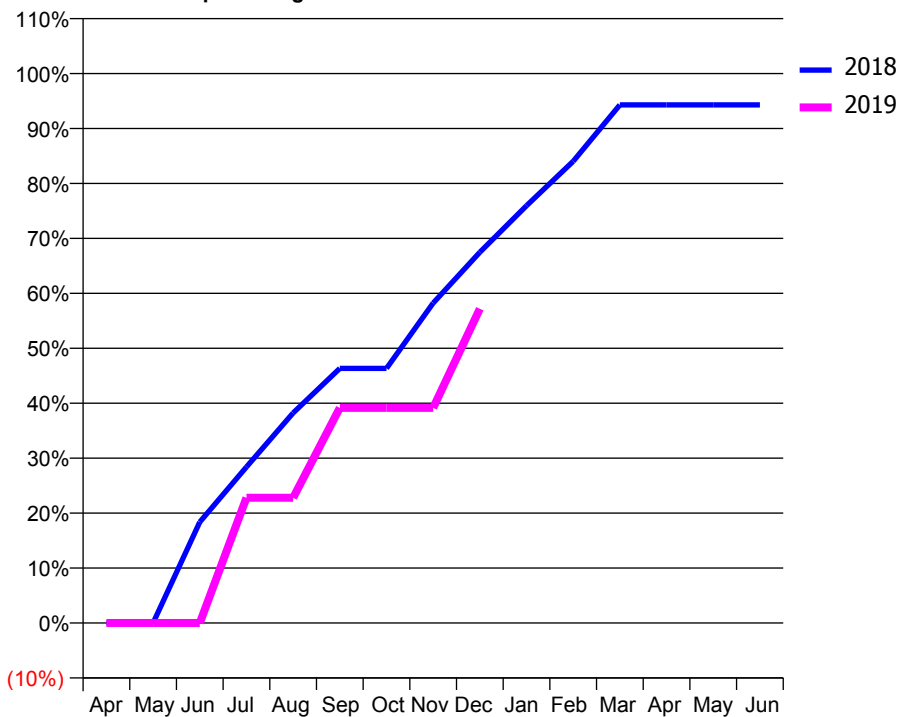
ACCESS*

Patients seen in 24 months	Total	Change since previous quarter
Quarter ending December 2017	687	
Quarter ending March 2018	689	→
Quarter ending June 2018	669	↓
Quarter ending September 2018	708	↑
Quarter ending December 2018	743	↑
Variance since December 2017	8.2%	↑



ACTIVITY

Cumulative percentage of contracted UDA delivered 2018 & 2019



Month	Adjusted Scheduled Activity (UDA)	
	2018	2019
April	0	0
May	0	0
June	281	0
July	434	349
August	584	349
September	709	599
October	709	599
November	890	599
December	1,032	874
January	1,161	
February	1,285	
March	1,442	
April	1,442	
May	1,442	
June	1,442	

QUALITY

	Quantity	Base Number	Contract	AT	Region	England
% of FP17s for the same patient ID Re-attending within 3 months - Children	41	596	6.9%	10.8%	11.6%	11.8%
% of FP17s for the same patient ID Re-attending within 3 months - Adults	13	155	8.4%	14.0%	15.1%	15.6%
% of FP17s for the same patient ID Re-attending between 3 & 9 months - Children	352	596	59.1%	59.8%	59.9%	58.8%
% of FP17s for the same patient ID Re-attending between 3 & 9 months - Adults	78	155	50.3%	49.4%	52.0%	51.0%
% of FP17s for Band 1 Urgent Courses	9	702	1.3%	9.0%	8.0%	9.0%
% of FP17s Relating to Free Repair or Replacements	0	702	0.0%	0.7%	0.8%	0.8%
% of FP17s Relating to Continuations	0	702	0.0%	1.0%	0.9%	0.9%
% of Patients satisfied with the dentistry they have received	0	0	N/A	93.7%	93.6%	93.2%
% of Patients satisfied with the time they had to wait for an appointment	0	0	N/A	86.8%	88.6%	88.3%

* This is based on patients treated on this contract for their most recent course of treatment. Figures in italics indicate the base number of FP17s or Patient Questionnaire responses are less than 100. N/A is shown where the base number of responses is less than 10 during the period. % is calculated as Quantity/Base number*100

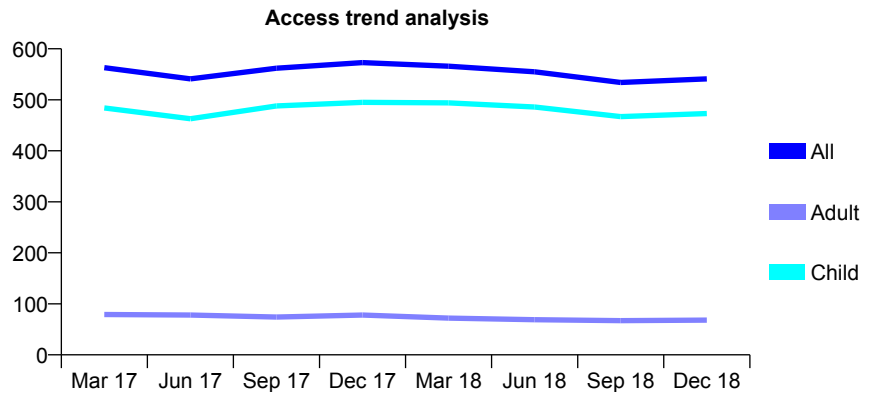
Q56 - Vital Signs At a Glance Contract Report for 813095/0002 - December 2018

Name or company name	MS BA BRABBINS
Contract type name	GDS Contract
Purpose of contract	General
Contract start date	01/04/2006
Contract end date	

18/19 Contracted general activity (UDA)	1,000
Carry forward general activity (UDA)	0
18/19 Contracted orthodontic activity (UOA)	0
Carry forward orthodontic activity (UOA)	0
Baseline contract value	£24,769.71

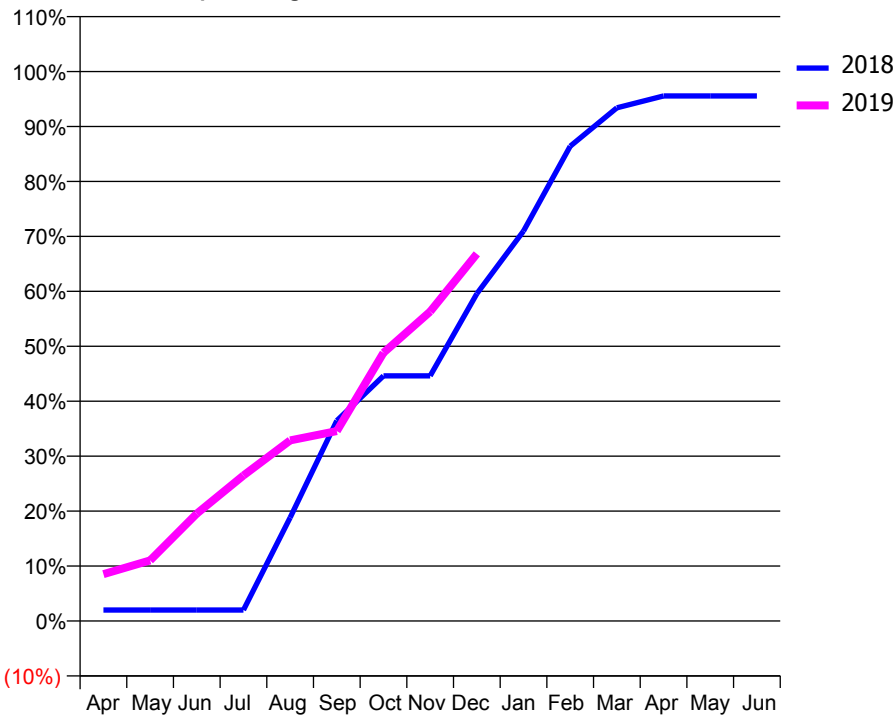
ACCESS*

Patients seen in 24 months	Total	Change since previous quarter
Quarter ending December 2017	573	
Quarter ending March 2018	566	↓
Quarter ending June 2018	555	↓
Quarter ending September 2018	534	↓
Quarter ending December 2018	541	→
Variance since December 2017	(5.6%)	↓



ACTIVITY

Cumulative percentage of contracted UDA delivered 2018 & 2019



Month	Adjusted Scheduled Activity (UDA)	
	2018	2019
April	20	85
May	20	110
June	20	195
July	20	265
August	188	329
September	365	346
October	446	488
November	446	563
December	596	668
January	710	
February	864	
March	934	
April	956	
May	956	
June	956	

QUALITY

	Quantity	Base Number	Contract	AT	Region	England
% of FP17s for the same patient ID Re-attending within 3 months - Children	33	478	6.9%	10.8%	11.6%	11.8%
% of FP17s for the same patient ID Re-attending within 3 months - Adults	0	16	0.0%	14.0%	15.1%	15.6%
% of FP17s for the same patient ID Re-attending between 3 & 9 months - Children	302	478	63.2%	59.8%	59.9%	58.8%
% of FP17s for the same patient ID Re-attending between 3 & 9 months - Adults	10	16	62.5%	49.4%	52.0%	51.0%
% of FP17s for Band 1 Urgent Courses	16	475	3.4%	9.0%	8.0%	9.0%
% of FP17s Relating to Free Repair or Replacements	0	475	0.0%	0.7%	0.8%	0.8%
% of FP17s Relating to Continuations	0	475	0.0%	1.0%	0.9%	0.9%
% of Patients satisfied with the dentistry they have received	0	0	N/A	93.7%	93.6%	93.2%
% of Patients satisfied with the time they had to wait for an appointment	0	0	N/A	86.8%	88.6%	88.3%

* This is based on patients treated on this contract for their most recent course of treatment. Figures in italics indicate the base number of FP17s or Patient Questionnaire responses are less than 100. N/A is shown where the base number of responses is less than 10 during the period. % is calculated as Quantity/Base number*100

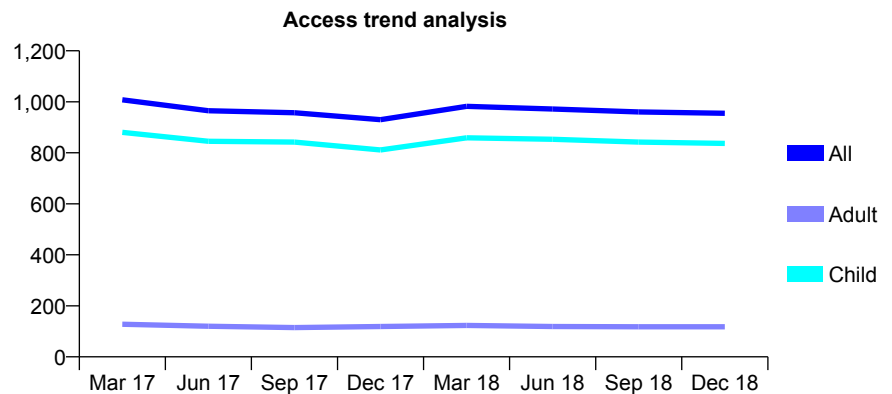
Q56 - Vital Signs At a Glance Contract Report for 819948/0001 - December 2018

Name or company name	MRS D STOKES
Contract type name	GDS Contract
Purpose of contract	General
Contract start date	01/06/2008
Contract end date	

18/19 Contracted general activity (UDA)	2,116
Carry forward general activity (UDA)	0
18/19 Contracted orthodontic activity (UOA)	0
Carry forward orthodontic activity (UOA)	0
Baseline contract value	£49,428.74

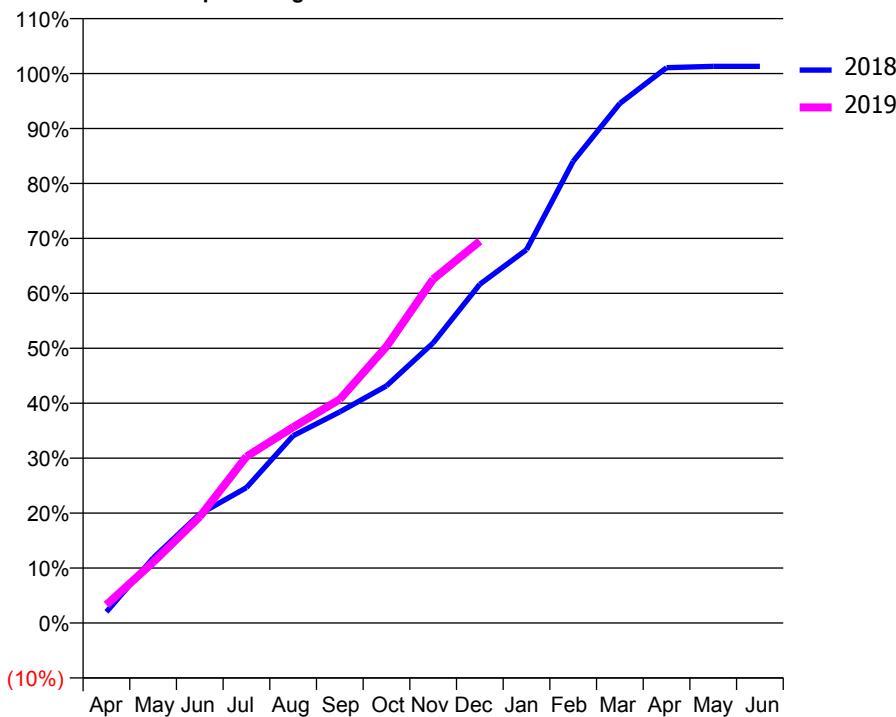
ACCESS*

Patients seen in 24 months	Total	Change since previous quarter
Quarter ending December 2017	930	
Quarter ending March 2018	982	↑
Quarter ending June 2018	972	↓
Quarter ending September 2018	960	↓
Quarter ending December 2018	955	→
Variance since December 2017	2.7%	↑



ACTIVITY

Cumulative percentage of contracted UDA delivered 2018 & 2019



Month	Adjusted Scheduled Activity (UDA)	
	2018	2019
April	43	70
May	252	234
June	422	410
July	524	641
August	726	754
September	818	861
October	919	1,065
November	1,085	1,324
December	1,313	1,470
January	1,446	
February	1,789	
March	2,013	
April	2,152	
May	2,157	
June	2,157	

QUALITY

	Quantity	Base Number	Contract	AT	Region	England
% of FP17s for the same patient ID Re-attending within 3 months - Children	81	964	8.4%	10.8%	11.6%	11.8%
% of FP17s for the same patient ID Re-attending within 3 months - Adults	2	40	5.0%	14.0%	15.1%	15.6%
% of FP17s for the same patient ID Re-attending between 3 & 9 months - Children	604	964	62.7%	59.8%	59.9%	58.8%
% of FP17s for the same patient ID Re-attending between 3 & 9 months - Adults	30	40	75.0%	49.4%	52.0%	51.0%
% of FP17s for Band 1 Urgent Courses	17	918	1.9%	9.0%	8.0%	9.0%
% of FP17s Relating to Free Repair or Replacements	0	918	0.0%	0.7%	0.8%	0.8%
% of FP17s Relating to Continuations	0	918	0.0%	1.0%	0.9%	0.9%
% of Patients satisfied with the dentistry they have received	1	1	N/A	93.7%	93.6%	93.2%
% of Patients satisfied with the time they had to wait for an appointment	1	1	N/A	86.8%	88.6%	88.3%

* This is based on patients treated on this contract for their most recent course of treatment. Figures in italics indicate the base number of FP17s or Patient Questionnaire responses are less than 100. N/A is shown where the base number of responses is less than 10 during the period. % is calculated as Quantity/Base number*100

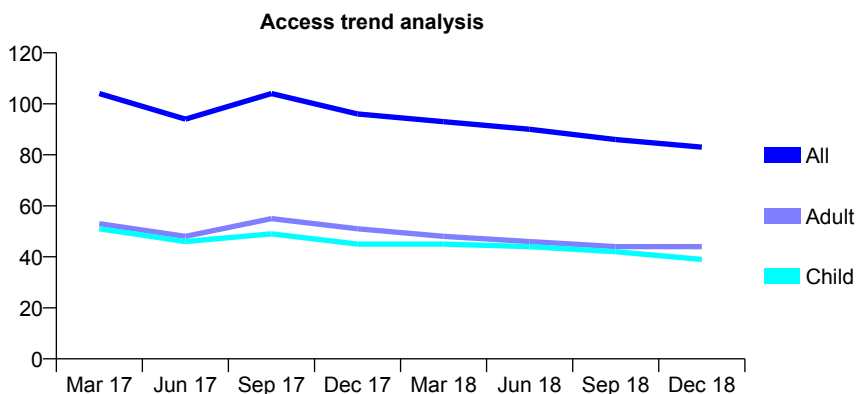
Q56 - Vital Signs At a Glance Contract Report for 825875/0001 - December 2018

Name or company name	MISS S PATEL
Contract type name	GDS Contract
Purpose of contract	General
Contract start date	01/04/2006
Contract end date	

18/19 Contracted general activity (UDA)	245
Carry forward general activity (UDA)	0
18/19 Contracted orthodontic activity (UOA)	0
Carry forward orthodontic activity (UOA)	0
Baseline contract value	£5,563.62

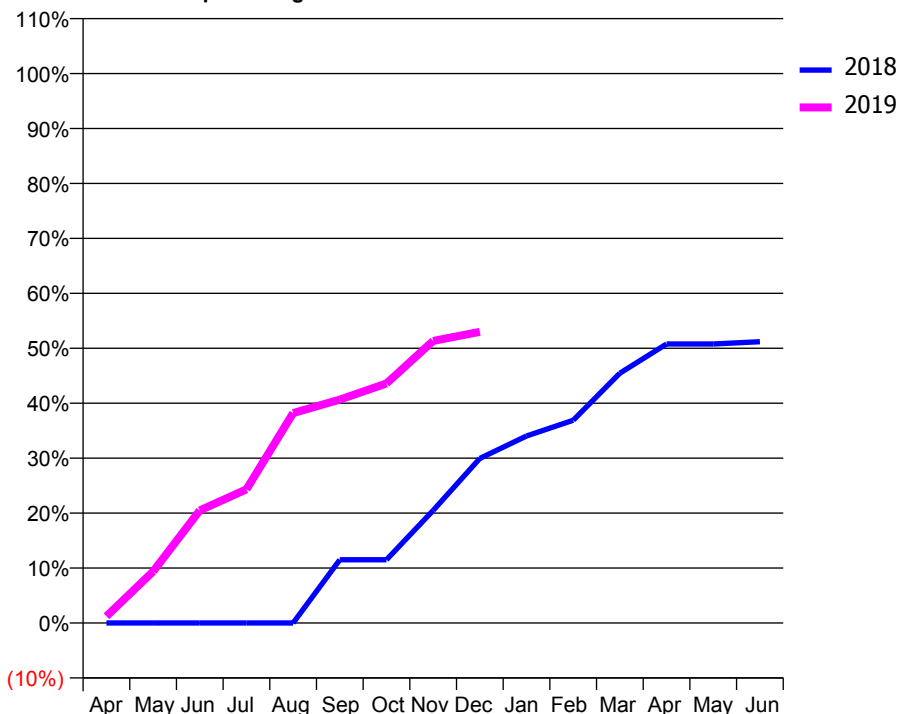
ACCESS*

Patients seen in 24 months	Total	Change since previous quarter
Quarter ending December 2017	96	
Quarter ending March 2018	93	↓
Quarter ending June 2018	90	↓
Quarter ending September 2018	86	↓
Quarter ending December 2018	83	↓
Variance since December 2017	(13.5%)	↓



ACTIVITY

Cumulative percentage of contracted UDA delivered 2018 & 2019



Month	Adjusted Scheduled Activity (UDA)	
	2018	2019
April	0	3
May	0	23
June	0	50
July	0	60
August	0	94
September	28	100
October	28	107
November	50	126
December	73	130
January	83	
February	90	
March	111	
April	124	
May	124	
June	125	

QUALITY

	Quantity	Base Number	Contract	AT	Region	England
% of FP17s for the same patient ID Re-attending within 3 months - Children	0	47	0.0%	10.8%	11.6%	11.8%
% of FP17s for the same patient ID Re-attending within 3 months - Adults	4	35	11.4%	14.0%	15.1%	15.6%
% of FP17s for the same patient ID Re-attending between 3 & 9 months - Children	25	47	53.2%	59.8%	59.9%	58.8%
% of FP17s for the same patient ID Re-attending between 3 & 9 months - Adults	21	35	60.0%	49.4%	52.0%	51.0%
% of FP17s for Band 1 Urgent Courses	4	75	5.3%	9.0%	8.0%	9.0%
% of FP17s Relating to Free Repair or Replacements	0	75	0.0%	0.7%	0.8%	0.8%
% of FP17s Relating to Continuations	0	75	0.0%	1.0%	0.9%	0.9%
% of Patients satisfied with the dentistry they have received	0	0	N/A	93.7%	93.6%	93.2%
% of Patients satisfied with the time they had to wait for an appointment	0	0	N/A	86.8%	88.6%	88.3%

* This is based on patients treated on this contract for their most recent course of treatment. Figures in italics indicate the base number of FP17s or Patient Questionnaire responses are less than 100. N/A is shown where the base number of responses is less than 10 during the period. % is calculated as Quantity/Base number*100

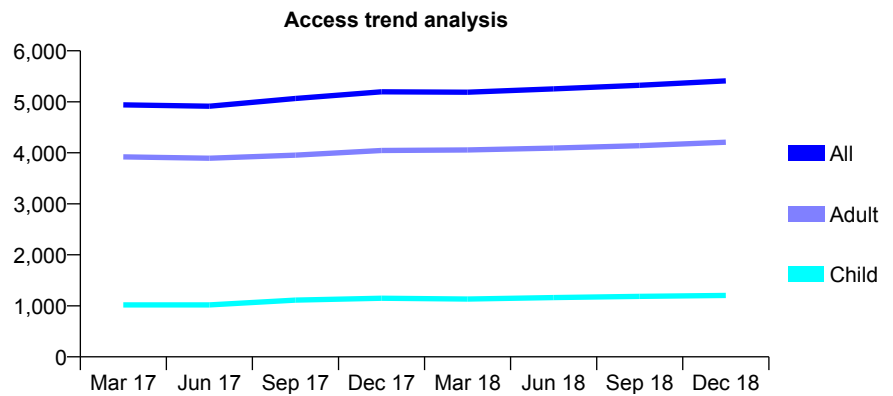
Q56 - Vital Signs At a Glance Contract Report for 827134/0006 - December 2018

Name or company name	MR JG PLUMMER
Contract type name	GDS Contract
Purpose of contract	General and Orthodontic
Contract start date	01/04/2006
Contract end date	

18/19 Contracted general activity (UDA)	13,778
Carry forward general activity (UDA)	486
18/19 Contracted orthodontic activity (UOA)	1,408
Carry forward orthodontic activity (UOA)	14
Baseline contract value	£570,379.08

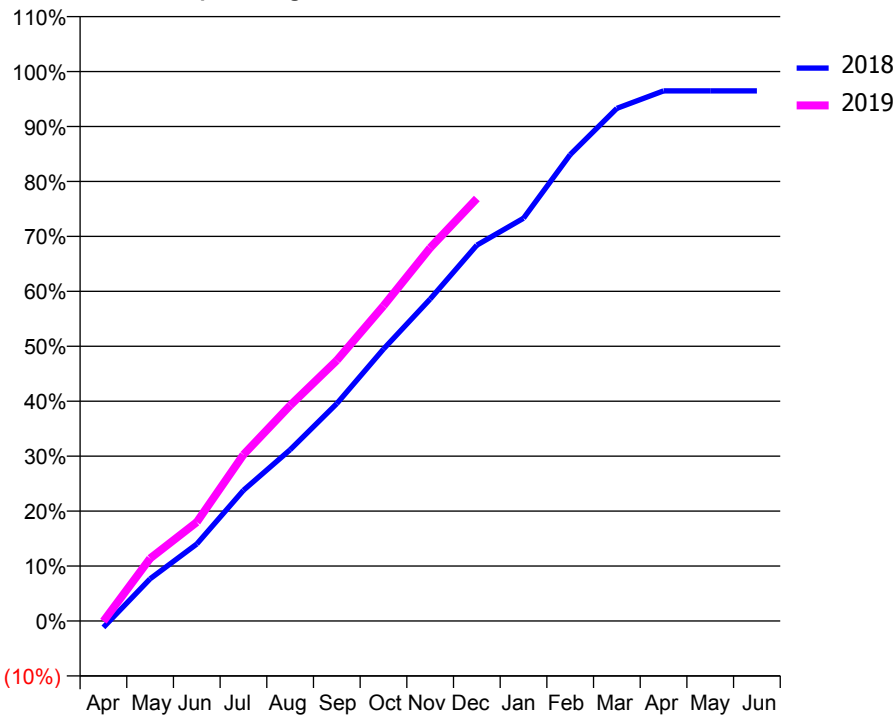
ACCESS*

Patients seen in 24 months	Total	Change since previous quarter
Quarter ending December 2017	5,196	
Quarter ending March 2018	5,189	→
Quarter ending June 2018	5,253	→
Quarter ending September 2018	5,325	→
Quarter ending December 2018	5,411	→
Variance since December 2017	4.1%	↑



ACTIVITY

Cumulative percentage of contracted UDA delivered 2018 & 2019



Month	Adjusted Scheduled Activity (UDA)	
	2018	2019
April	-162	-8
May	1,060	1,569
June	1,930	2,480
July	3,278	4,169
August	4,295	5,405
September	5,450	6,535
October	6,819	7,903
November	8,071	9,358
December	9,425	10,594
January	10,099	
February	11,695	
March	12,855	
April	13,292	
May	13,292	
June	13,292	

QUALITY

	Quantity	Base Number	Contract	AT	Region	England
% of FP17s for the same patient ID Re-attending within 3 months - Children	98	1,353	7.2%	10.8%	11.6%	11.8%
% of FP17s for the same patient ID Re-attending within 3 months - Adults	529	4,172	12.7%	14.0%	15.1%	15.6%
% of FP17s for the same patient ID Re-attending between 3 & 9 months - Children	628	1,353	46.4%	59.8%	59.9%	58.8%
% of FP17s for the same patient ID Re-attending between 3 & 9 months - Adults	1,385	4,172	33.2%	49.4%	52.0%	51.0%
% of FP17s for Band 1 Urgent Courses	495	5,067	9.8%	9.0%	8.0%	9.0%
% of FP17s Relating to Free Repair or Replacements	99	5,067	2.0%	0.7%	0.8%	0.8%
% of FP17s Relating to Continuations	66	5,067	1.3%	1.0%	0.9%	0.9%
% of Patients satisfied with the dentistry they have received	0	0	N/A	93.7%	93.6%	93.2%
% of Patients satisfied with the time they had to wait for an appointment	0	0	N/A	86.8%	88.6%	88.3%

* This is based on patients treated on this contract for their most recent course of treatment. Figures in italics indicate the base number of FP17s or Patient Questionnaire responses are less than 100. N/A is shown where the base number of responses is less than 10 during the period. % is calculated as Quantity/Base number*100

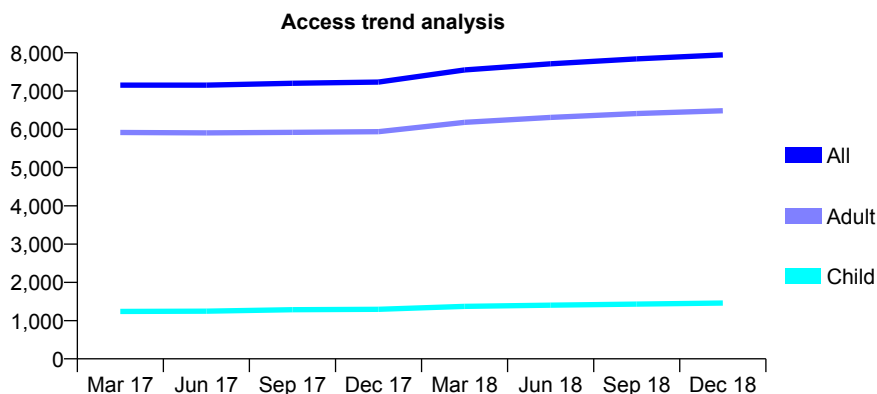
Q56 - Vital Signs At a Glance Contract Report for 827134/0007 - December 2018

Name or company name	MR JG PLUMMER
Contract type name	GDS Contract
Purpose of contract	General and Orthodontic
Contract start date	01/04/2006
Contract end date	

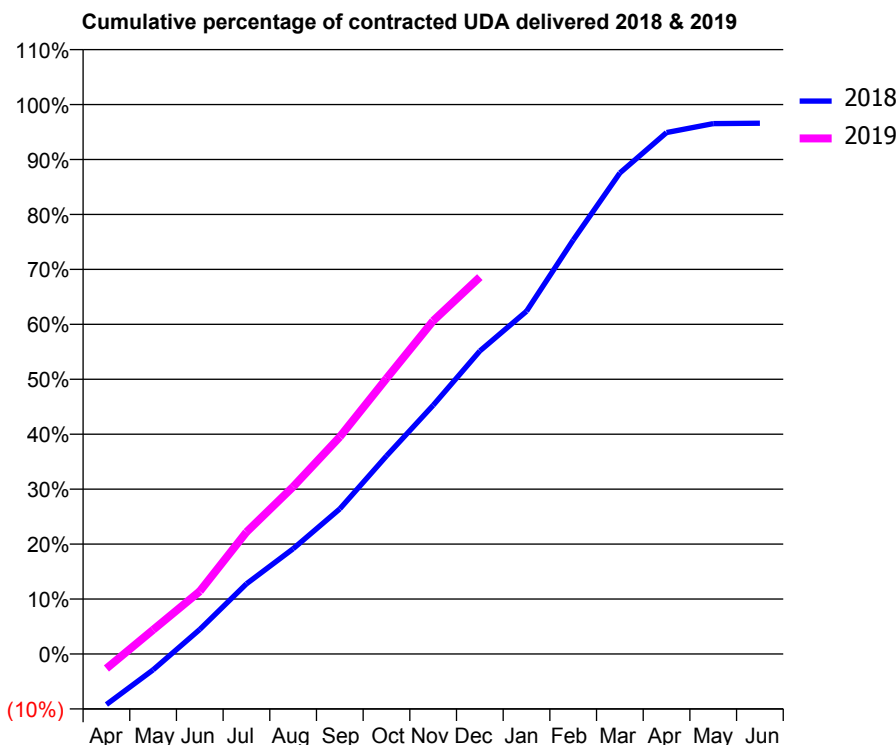
18/19 Contracted general activity (UDA)	17,482
Carry forward general activity (UDA)	597
18/19 Contracted orthodontic activity (UOA)	1,430
Carry forward orthodontic activity (UOA)	-9
Baseline contract value	£717,630.61

ACCESS*

Patients seen in 24 months	Total	Change since previous quarter
Quarter ending December 2017	7,234	
Quarter ending March 2018	7,552	↑
Quarter ending June 2018	7,712	↑
Quarter ending September 2018	7,842	→
Quarter ending December 2018	7,947	→
Variance since December 2017	9.9%	↑



ACTIVITY



Month	Adjusted Scheduled Activity (UDA)	
	2018	2019
April	-1,610	-467
May	-508	770
June	782	1,997
July	2,234	3,878
August	3,347	5,321
September	4,619	6,909
October	6,302	8,765
November	7,914	10,600
December	9,642	11,990
January	10,903	
February	13,170	
March	15,304	
April	16,591	
May	16,873	
June	16,885	

QUALITY

	Quantity	Base Number	Contract	AT	Region	England
% of FP17s for the same patient ID Re-attending within 3 months - Children	143	1,728	8.3%	10.8%	11.6%	11.8%
% of FP17s for the same patient ID Re-attending within 3 months - Adults	892	6,582	13.6%	14.0%	15.1%	15.6%
% of FP17s for the same patient ID Re-attending between 3 & 9 months - Children	679	1,728	39.3%	59.8%	59.9%	58.8%
% of FP17s for the same patient ID Re-attending between 3 & 9 months - Adults	2,347	6,582	35.7%	49.4%	52.0%	51.0%
% of FP17s for Band 1 Urgent Courses	791	6,999	11.3%	9.0%	8.0%	9.0%
% of FP17s Relating to Free Repair or Replacements	107	6,999	1.5%	0.7%	0.8%	0.8%
% of FP17s Relating to Continuations	54	6,999	0.8%	1.0%	0.9%	0.9%
% of Patients satisfied with the dentistry they have received	4	4	N/A	93.7%	93.6%	93.2%
% of Patients satisfied with the time they had to wait for an appointment	3	4	N/A	86.8%	88.6%	88.3%

* This is based on patients treated on this contract for their most recent course of treatment. Figures in italics indicate the base number of FP17s or Patient Questionnaire responses are less than 100. N/A is shown where the base number of responses is less than 10 during the period. % is calculated as Quantity/Base number*100

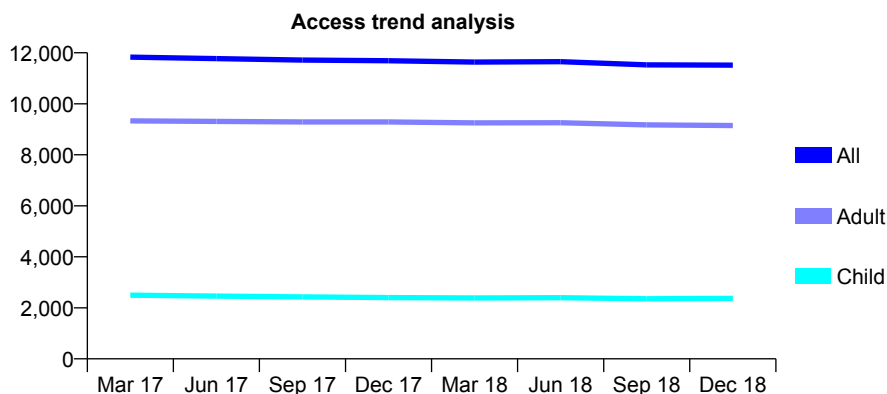
Q56 - Vital Signs At a Glance Contract Report for 827134/0008 - December 2018

Name or company name	MR JG PLUMMER
Contract type name	GDS Contract
Purpose of contract	General and Orthodontic
Contract start date	01/04/2006
Contract end date	

18/19 Contracted general activity (UDA)	25,930
Carry forward general activity (UDA)	0
18/19 Contracted orthodontic activity (UOA)	1,430
Carry forward orthodontic activity (UOA)	-15
Baseline contract value	£866,356.38

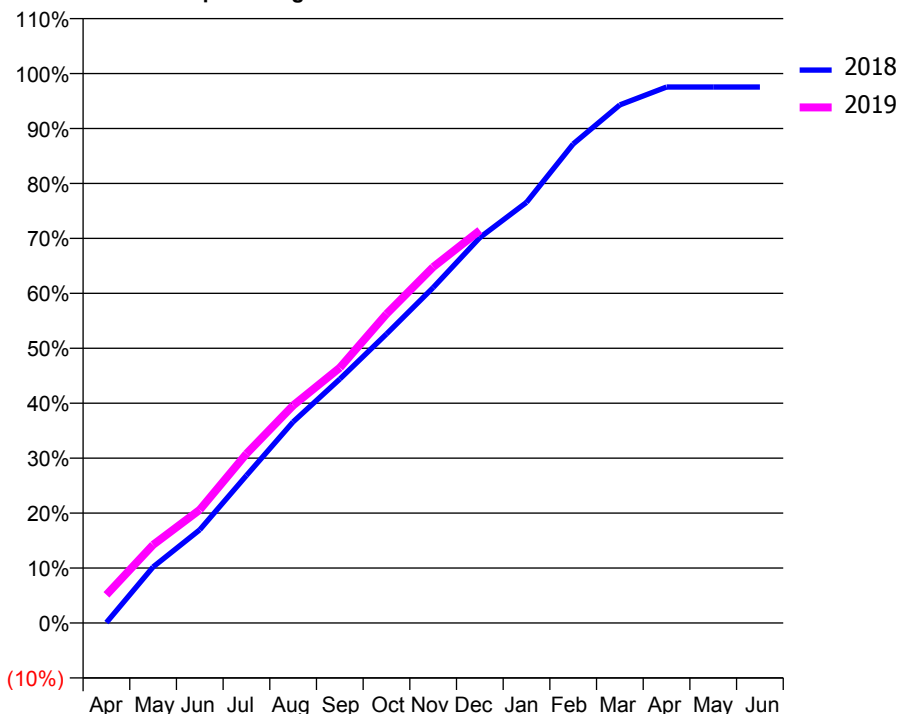
ACCESS*

Patients seen in 24 months	Total	Change since previous quarter
Quarter ending December 2017	11,689	
Quarter ending March 2018	11,639	→
Quarter ending June 2018	11,651	→
Quarter ending September 2018	11,528	↓
Quarter ending December 2018	11,518	→
Variance since December 2017	(1.5%)	↓



ACTIVITY

Cumulative percentage of contracted UDA delivered 2018 & 2019



Month	Adjusted Scheduled Activity (UDA)	
	2018	2019
April	22	1,332
May	2,645	3,691
June	4,404	5,343
July	6,965	7,985
August	9,490	10,263
September	11,513	12,044
October	13,638	14,583
November	15,826	16,797
December	18,190	18,527
January	19,848	
February	22,604	
March	24,451	
April	25,291	
May	25,291	
June	25,291	

QUALITY

	Quantity	Base Number	Contract	AT	Region	England
% of FP17s for the same patient ID Re-attending within 3 months - Children	222	2,719	8.2%	10.8%	11.6%	11.8%
% of FP17s for the same patient ID Re-attending within 3 months - Adults	1,185	9,161	12.9%	14.0%	15.1%	15.6%
% of FP17s for the same patient ID Re-attending between 3 & 9 months - Children	1,378	2,719	50.7%	59.8%	59.9%	58.8%
% of FP17s for the same patient ID Re-attending between 3 & 9 months - Adults	3,256	9,161	35.5%	49.4%	52.0%	51.0%
% of FP17s for Band 1 Urgent Courses	1,434	10,950	13.1%	9.0%	8.0%	9.0%
% of FP17s Relating to Free Repair or Replacements	106	10,950	1.0%	0.7%	0.8%	0.8%
% of FP17s Relating to Continuations	61	10,950	0.6%	1.0%	0.9%	0.9%
% of Patients satisfied with the dentistry they have received	5	6	N/A	93.7%	93.6%	93.2%
% of Patients satisfied with the time they had to wait for an appointment	6	6	N/A	86.8%	88.6%	88.3%

* This is based on patients treated on this contract for their most recent course of treatment. Figures in italics indicate the base number of FP17s or Patient Questionnaire responses are less than 100. N/A is shown where the base number of responses is less than 10 during the period. % is calculated as Quantity/Base number*100

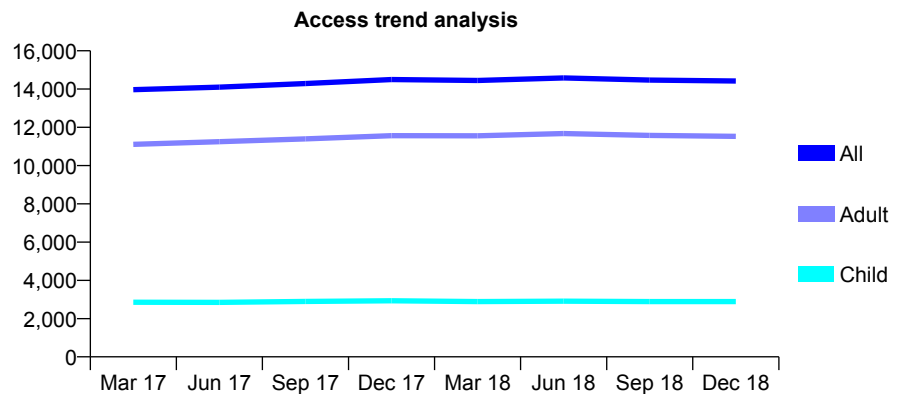
Q56 - Vital Signs At a Glance Contract Report for 827134/0009 - December 2018

Name or company name	MR JG PLUMMER
Contract type name	GDS Contract
Purpose of contract	General and Orthodontic
Contract start date	01/04/2006
Contract end date	

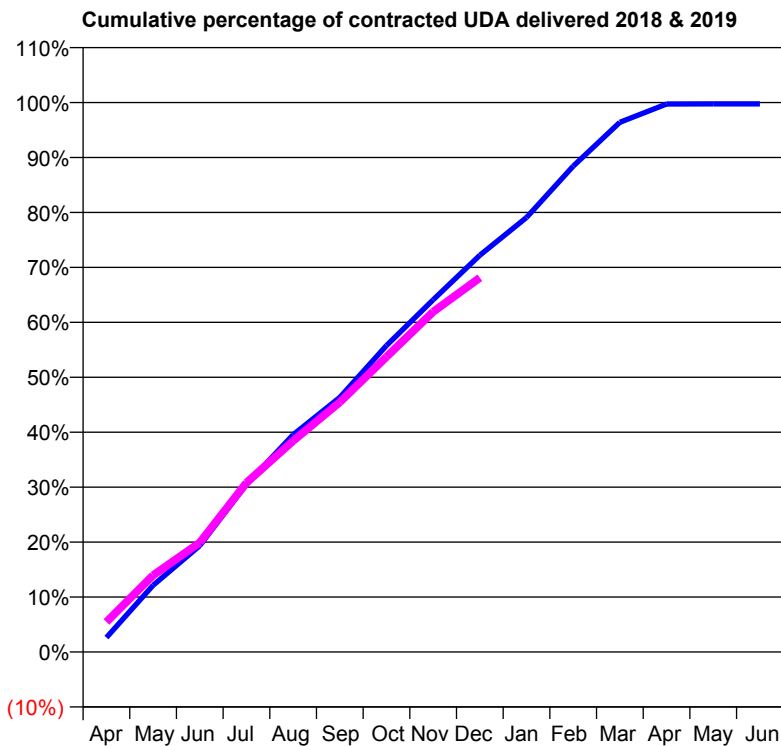
18/19 Contracted general activity (UDA)	34,892
Carry forward general activity (UDA)	78
18/19 Contracted orthodontic activity (UOA)	1,980
Carry forward orthodontic activity (UOA)	-39
Baseline contract value	£1,172,200.94

ACCESS*

Patients seen in 24 months	Total	Change since previous quarter
Quarter ending December 2017	14,496	
Quarter ending March 2018	14,450	→
Quarter ending June 2018	14,579	→
Quarter ending September 2018	14,468	→
Quarter ending December 2018	14,422	→
Variance since December 2017	(0.5%)	→



ACTIVITY



Month	Adjusted Scheduled Activity (UDA)	
	2018	2019
April	850	1,913
May	3,934	4,876
June	6,271	6,946
July	9,887	10,751
August	12,811	13,409
September	15,009	15,863
October	18,070	18,746
November	20,762	21,601
December	23,389	23,766
January	25,612	
February	28,639	
March	31,227	
April	32,306	
May	32,314	
June	32,314	

QUALITY

	Quantity	Base Number	Contract	AT	Region	England
% of FP17s for the same patient ID Re-attending within 3 months - Children	254	3,512	7.2%	10.8%	11.6%	11.8%
% of FP17s for the same patient ID Re-attending within 3 months - Adults	1,610	12,157	13.2%	14.0%	15.1%	15.6%
% of FP17s for the same patient ID Re-attending between 3 & 9 months - Children	1,934	3,512	55.1%	59.8%	59.9%	58.8%
% of FP17s for the same patient ID Re-attending between 3 & 9 months - Adults	4,728	12,157	38.9%	49.4%	52.0%	51.0%
% of FP17s for Band 1 Urgent Courses	1,794	14,720	12.2%	9.0%	8.0%	9.0%
% of FP17s Relating to Free Repair or Replacements	150	14,720	1.0%	0.7%	0.8%	0.8%
% of FP17s Relating to Continuations	108	14,720	0.7%	1.0%	0.9%	0.9%
% of Patients satisfied with the dentistry they have received	9	9	N/A	93.7%	93.6%	93.2%
% of Patients satisfied with the time they had to wait for an appointment	9	9	N/A	86.8%	88.6%	88.3%

* This is based on patients treated on this contract for their most recent course of treatment. Figures in italics indicate the base number of FP17s or Patient Questionnaire responses are less than 100. N/A is shown where the base number of responses is less than 10 during the period. % is calculated as Quantity/Base number*100

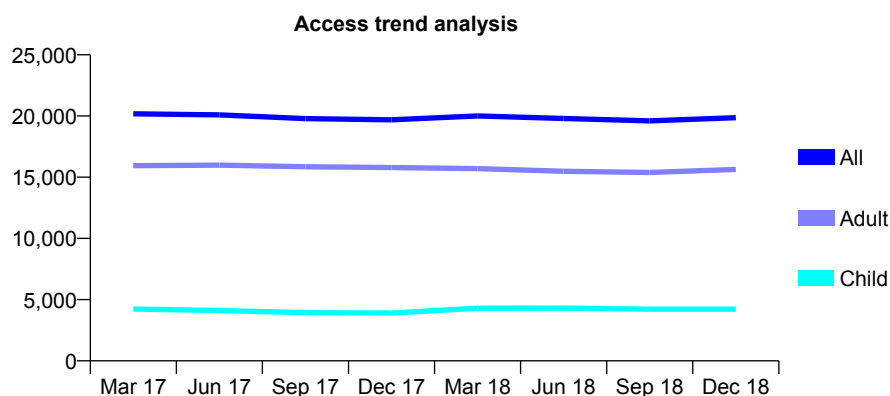
Q56 - Vital Signs At a Glance Contract Report for 827134/0010 - December 2018

Name or company name	MR JG PLUMMER
Contract type name	Pilot Contract
Purpose of contract	General and Orthodontic
Contract start date	01/04/2006
Contract end date	

18/19 Contracted general activity (UDA)	51,443
Carry forward general activity (UDA)	0
18/19 Contracted orthodontic activity (UOA)	2,750
Carry forward orthodontic activity (UOA)	64
Baseline contract value	£1,691,758.57

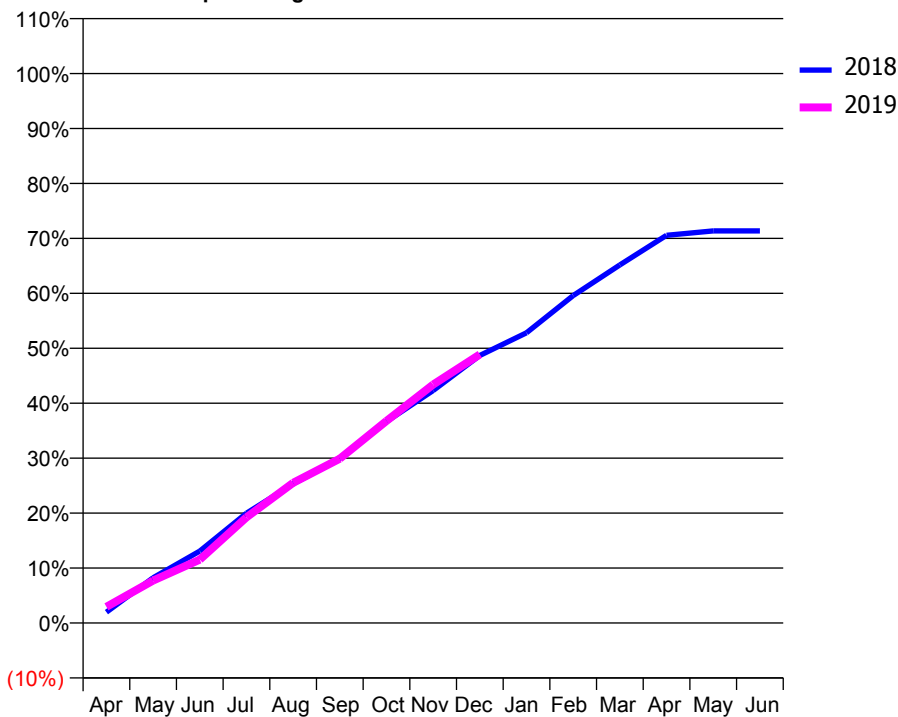
ACCESS*

Patients seen in 24 months	Total	Change since previous quarter
Quarter ending December 2017	19,690	
Quarter ending March 2018	20,006	→
Quarter ending June 2018	19,798	↓
Quarter ending September 2018	19,601	→
Quarter ending December 2018	19,860	→
Variance since December 2017	0.9%	→



ACTIVITY

Cumulative percentage of contracted UDA delivered 2018 & 2019



Month	Adjusted Scheduled Activity (UDA)	
	2018	2019
April	1,020	1,513
May	4,234	3,973
June	6,733	5,937
July	10,277	9,892
August	13,024	13,123
September	15,400	15,390
October	18,854	18,913
November	21,762	22,330
December	25,054	25,144
January	27,173	
February	30,660	
March	33,519	
April	36,295	
May	36,711	
June	36,708	

QUALITY

	Quantity	Base Number	Contract	AT	Region	England
% of FP17s for the same patient ID Re-attending within 3 months - Children	291	4,557	6.4%	10.8%	11.6%	11.8%
% of FP17s for the same patient ID Re-attending within 3 months - Adults	1,019	12,475	8.2%	14.0%	15.1%	15.6%
% of FP17s for the same patient ID Re-attending between 3 & 9 months - Children	1,748	4,557	38.4%	59.8%	59.9%	58.8%
% of FP17s for the same patient ID Re-attending between 3 & 9 months - Adults	3,716	12,475	29.8%	49.4%	52.0%	51.0%
% of FP17s for Band 1 Urgent Courses	1,033	14,638	7.1%	9.0%	8.0%	9.0%
% of FP17s Relating to Free Repair or Replacements	143	14,638	1.0%	0.7%	0.8%	0.8%
% of FP17s Relating to Continuations	104	14,638	0.7%	1.0%	0.9%	0.9%
% of Patients satisfied with the dentistry they have received	17	17	100.0%	93.7%	93.6%	93.2%
% of Patients satisfied with the time they had to wait for an appointment	14	17	82.4%	86.8%	88.6%	88.3%

* This is based on patients treated on this contract for their most recent course of treatment. Figures in italics indicate the base number of FP17s or Patient Questionnaire responses are less than 100. N/A is shown where the base number of responses is less than 10 during the period. % is calculated as Quantity/Base number*100

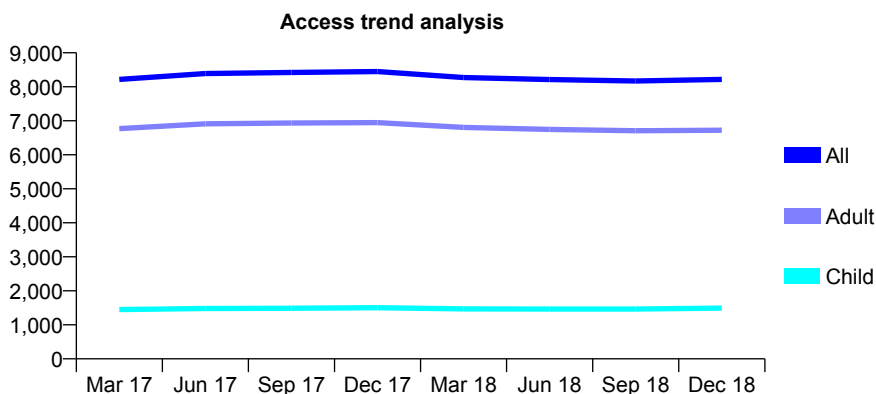
Q56 - Vital Signs At a Glance Contract Report for 827134/0012 - December 2018

Name or company name	MR JG PLUMMER
Contract type name	GDS Contract
Purpose of contract	General and Orthodontic
Contract start date	01/04/2006
Contract end date	

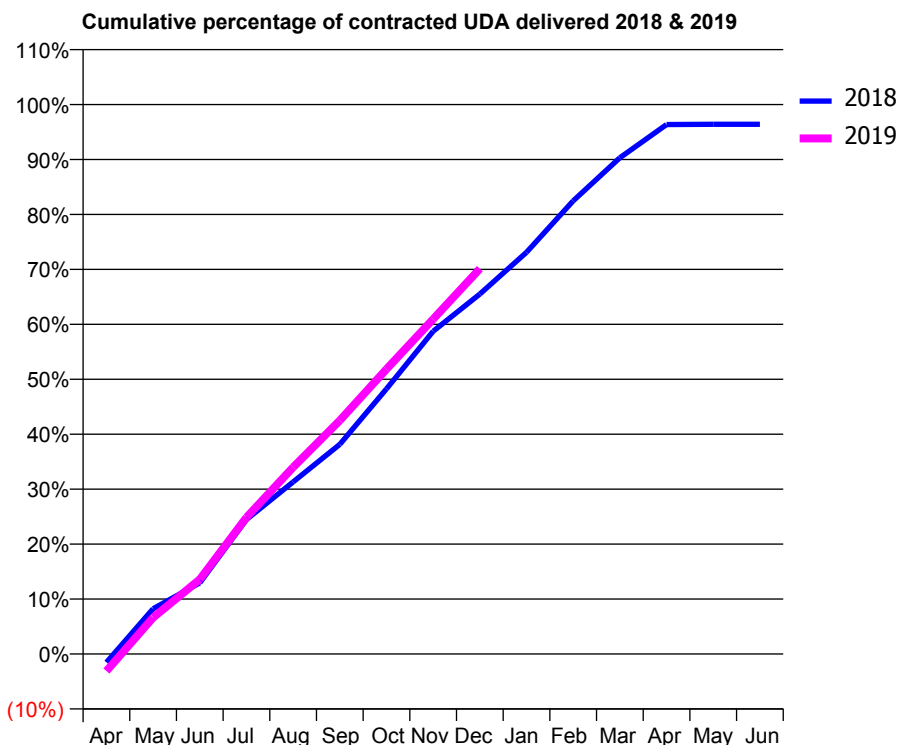
18/19 Contracted general activity (UDA)	22,126
Carry forward general activity (UDA)	797
18/19 Contracted orthodontic activity (UOA)	2,090
Carry forward orthodontic activity (UOA)	-10
Baseline contract value	£840,789.90

ACCESS*

Patients seen in 24 months	Total	Change since previous quarter
Quarter ending December 2017	8,448	
Quarter ending March 2018	8,274	↓
Quarter ending June 2018	8,212	→
Quarter ending September 2018	8,172	→
Quarter ending December 2018	8,216	→
Variance since December 2017	(2.7%)	↓



ACTIVITY



Month	Adjusted Scheduled Activity (UDA)	
	2018	2019
April	-340	-693
May	1,823	1,467
June	2,864	3,005
July	5,412	5,500
August	6,928	7,519
September	8,443	9,404
October	10,679	11,472
November	12,998	13,488
December	14,497	15,513
January	16,175	
February	18,246	
March	19,981	
April	21,321	
May	21,329	
June	21,329	

QUALITY

	Quantity	Base Number	Contract	AT	Region	England
% of FP17s for the same patient ID Re-attending within 3 months - Children	201	1,843	10.9%	10.8%	11.6%	11.8%
% of FP17s for the same patient ID Re-attending within 3 months - Adults	810	6,422	12.6%	14.0%	15.1%	15.6%
% of FP17s for the same patient ID Re-attending between 3 & 9 months - Children	887	1,843	48.1%	59.8%	59.9%	58.8%
% of FP17s for the same patient ID Re-attending between 3 & 9 months - Adults	1,830	6,422	28.5%	49.4%	52.0%	51.0%
% of FP17s for Band 1 Urgent Courses	599	7,463	8.0%	9.0%	8.0%	9.0%
% of FP17s Relating to Free Repair or Replacements	250	7,463	3.3%	0.7%	0.8%	0.8%
% of FP17s Relating to Continuations	112	7,463	1.5%	1.0%	0.9%	0.9%
% of Patients satisfied with the dentistry they have received	6	6	N/A	93.7%	93.6%	93.2%
% of Patients satisfied with the time they had to wait for an appointment	6	6	N/A	86.8%	88.6%	88.3%

* This is based on patients treated on this contract for their most recent course of treatment. Figures in italics indicate the base number of FP17s or Patient Questionnaire responses are less than 100. N/A is shown where the base number of responses is less than 10 during the period. % is calculated as Quantity/Base number*100

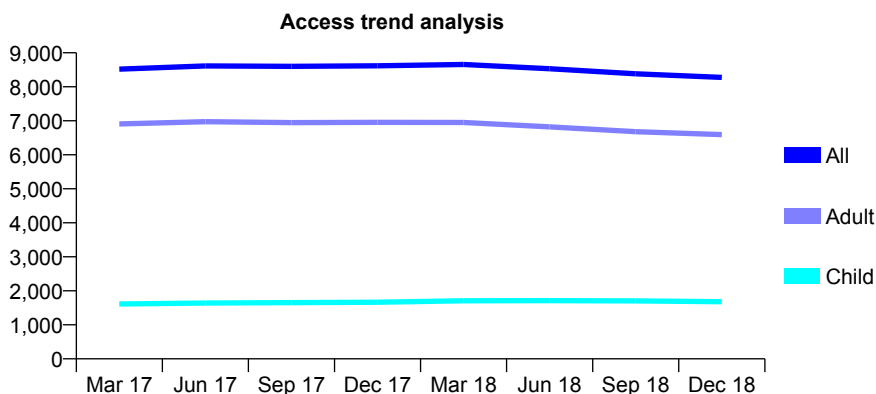
Q56 - Vital Signs At a Glance Contract Report for 827134/0013 - December 2018

Name or company name	MR JG PLUMMER
Contract type name	GDS Contract
Purpose of contract	General and Orthodontic
Contract start date	01/04/2006
Contract end date	

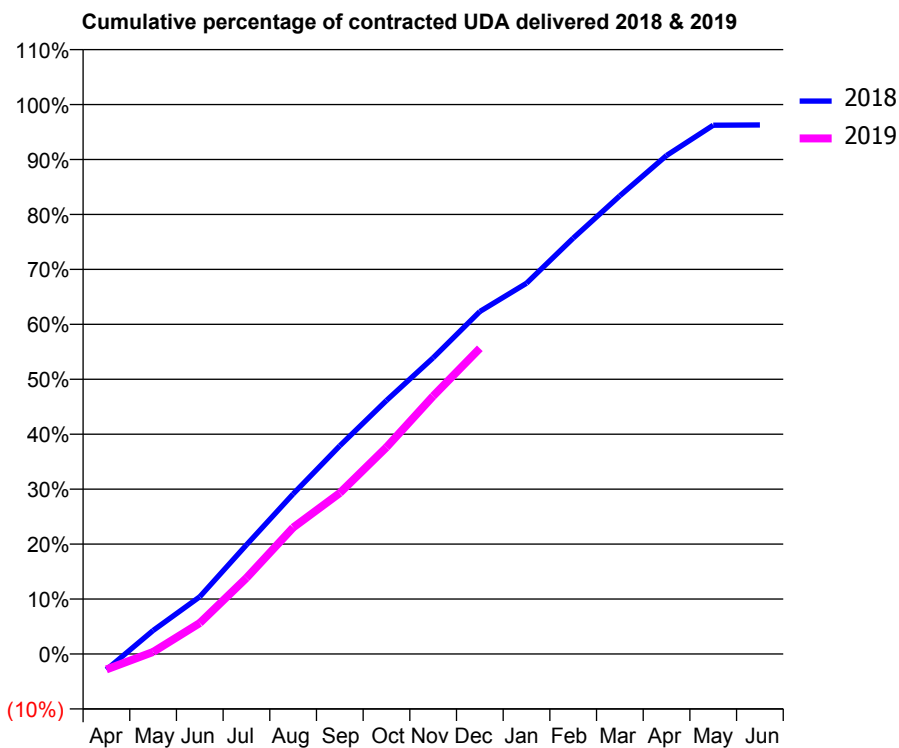
18/19 Contracted general activity (UDA)	24,945
Carry forward general activity (UDA)	930
18/19 Contracted orthodontic activity (UOA)	2,064
Carry forward orthodontic activity (UOA)	5
Baseline contract value	£902,220.57

ACCESS*

Patients seen in 24 months	Total	Change since previous quarter
Quarter ending December 2017	8,619	
Quarter ending March 2018	8,658	→
Quarter ending June 2018	8,533	↓
Quarter ending September 2018	8,381	↓
Quarter ending December 2018	8,277	↓
Variance since December 2017	(4.0%)	↓



ACTIVITY



Adjusted Scheduled Activity (UDA)		
Month	2018	2019
April	-715	-703
May	1,066	94
June	2,597	1,407
July	4,955	3,451
August	7,268	5,739
September	9,453	7,312
October	11,513	9,383
November	13,445	11,708
December	15,548	13,880
January	16,832	
February	18,878	
March	20,802	
April	22,630	
May	24,003	
June	24,015	

QUALITY

	Quantity	Base Number	Contract	AT	Region	England
% of FP17s for the same patient ID Re-attending within 3 months - Children	182	1,946	9.4%	10.8%	11.6%	11.8%
% of FP17s for the same patient ID Re-attending within 3 months - Adults	982	6,531	15.0%	14.0%	15.1%	15.6%
% of FP17s for the same patient ID Re-attending between 3 & 9 months - Children	855	1,946	43.9%	59.8%	59.9%	58.8%
% of FP17s for the same patient ID Re-attending between 3 & 9 months - Adults	2,705	6,531	41.4%	49.4%	52.0%	51.0%
% of FP17s for Band 1 Urgent Courses	923	6,838	13.5%	9.0%	8.0%	9.0%
% of FP17s Relating to Free Repair or Replacements	132	6,838	1.9%	0.7%	0.8%	0.8%
% of FP17s Relating to Continuations	99	6,838	1.4%	1.0%	0.9%	0.9%
% of Patients satisfied with the dentistry they have received	4	5	N/A	93.7%	93.6%	93.2%
% of Patients satisfied with the time they had to wait for an appointment	4	5	N/A	86.8%	88.6%	88.3%

* This is based on patients treated on this contract for their most recent course of treatment. Figures in italics indicate the base number of FP17s or Patient Questionnaire responses are less than 100. N/A is shown where the base number of responses is less than 10 during the period. % is calculated as Quantity/Base number*100

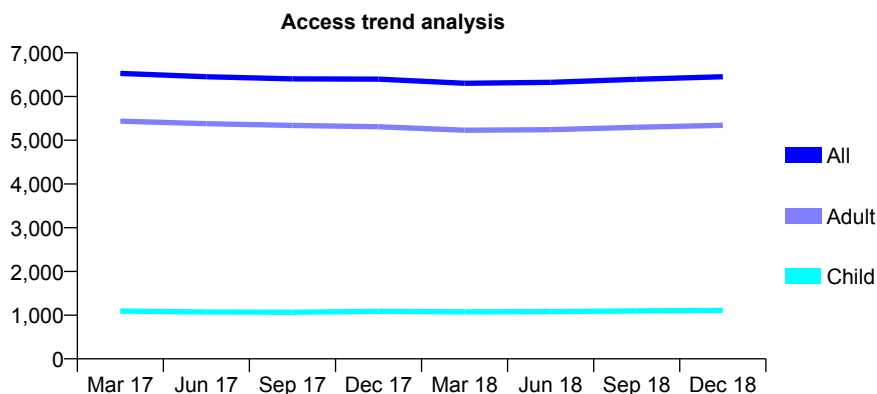
Q56 - Vital Signs At a Glance Contract Report for 827134/0014 - December 2018

Name or company name	MR JG PLUMMER
Contract type name	GDS Contract
Purpose of contract	General and Orthodontic
Contract start date	01/04/2006
Contract end date	

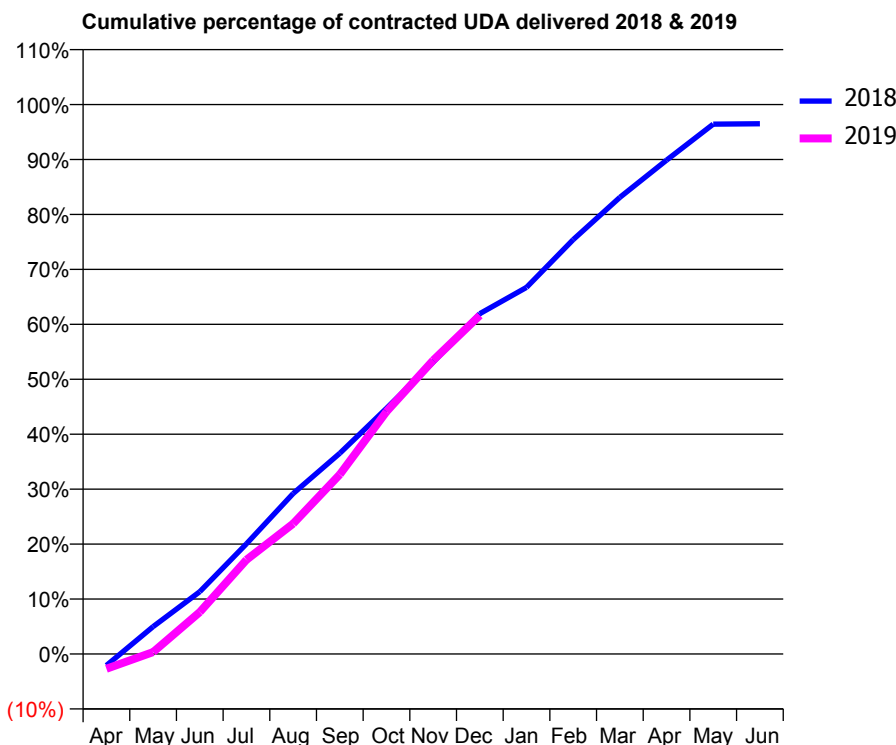
18/19 Contracted general activity (UDA)	15,368
Carry forward general activity (UDA)	538
18/19 Contracted orthodontic activity (UOA)	396
Carry forward orthodontic activity (UOA)	-5
Baseline contract value	£526,104.09

ACCESS*

Patients seen in 24 months	Total	Change since previous quarter
Quarter ending December 2017	6,397	
Quarter ending March 2018	6,304	↓
Quarter ending June 2018	6,324	→
Quarter ending September 2018	6,394	→
Quarter ending December 2018	6,452	→
Variance since December 2017	0.9%	→



ACTIVITY



Month	Adjusted Scheduled Activity (UDA)	
	2018	2019
April	-323	-417
May	767	53
June	1,745	1,174
July	3,082	2,635
August	4,490	3,646
September	5,613	5,020
October	6,870	6,777
November	8,161	8,215
December	9,519	9,472
January	10,255	
February	11,591	
March	12,771	
April	13,813	
May	14,818	
June	14,830	

QUALITY

	Quantity	Base Number	Contract	AT	Region	England
% of FP17s for the same patient ID Re-attending within 3 months - Children	79	1,197	6.6%	10.8%	11.6%	11.8%
% of FP17s for the same patient ID Re-attending within 3 months - Adults	718	5,459	13.2%	14.0%	15.1%	15.6%
% of FP17s for the same patient ID Re-attending between 3 & 9 months - Children	396	1,197	33.1%	59.8%	59.9%	58.8%
% of FP17s for the same patient ID Re-attending between 3 & 9 months - Adults	1,600	5,459	29.3%	49.4%	52.0%	51.0%
% of FP17s for Band 1 Urgent Courses	935	5,632	16.6%	9.0%	8.0%	9.0%
% of FP17s Relating to Free Repair or Replacements	76	5,632	1.3%	0.7%	0.8%	0.8%
% of FP17s Relating to Continuations	36	5,632	0.6%	1.0%	0.9%	0.9%
% of Patients satisfied with the dentistry they have received	3	3	N/A	93.7%	93.6%	93.2%
% of Patients satisfied with the time they had to wait for an appointment	3	3	N/A	86.8%	88.6%	88.3%

* This is based on patients treated on this contract for their most recent course of treatment. Figures in italics indicate the base number of FP17s or Patient Questionnaire responses are less than 100. N/A is shown where the base number of responses is less than 10 during the period. % is calculated as Quantity/Base number*100

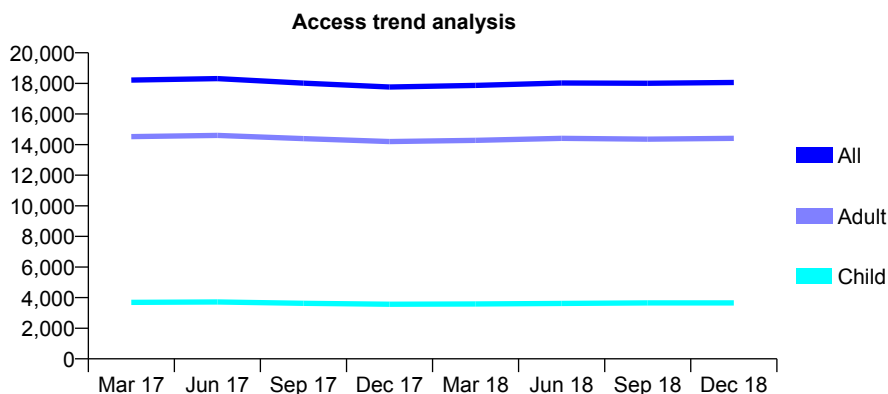
Q56 - Vital Signs At a Glance Contract Report for 827134/0015 - December 2018

Name or company name	MR JG PLUMMER
Contract type name	GDS Contract
Purpose of contract	General and Orthodontic
Contract start date	01/04/2006
Contract end date	

18/19 Contracted general activity (UDA)	51,722
Carry forward general activity (UDA)	798
18/19 Contracted orthodontic activity (UOA)	1,341
Carry forward orthodontic activity (UOA)	-27
Baseline contract value	£1,446,571.27

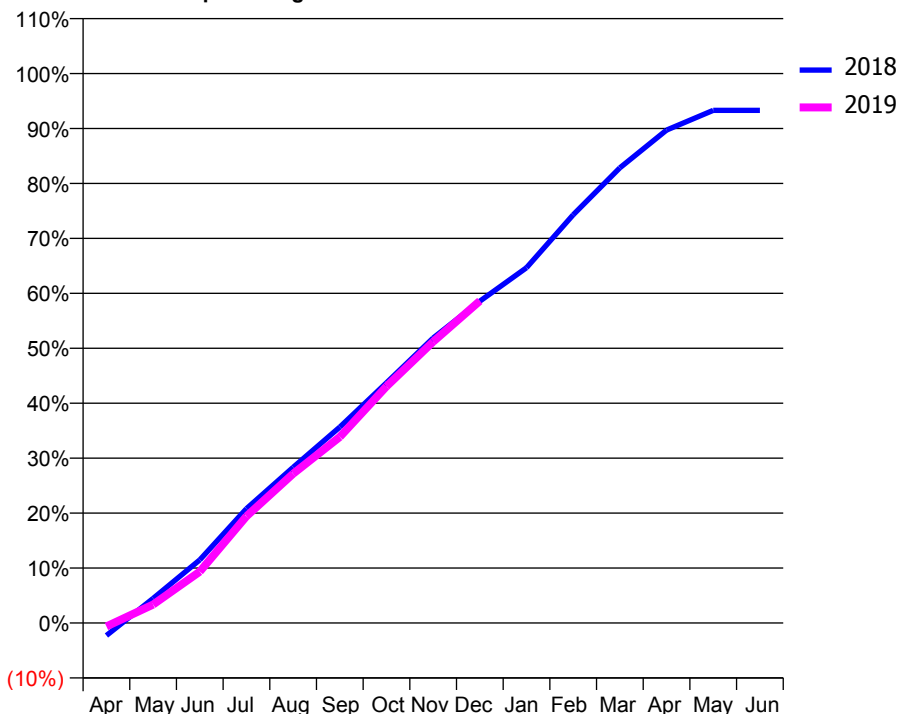
ACCESS*

Patients seen in 24 months	Total	Change since previous quarter
Quarter ending December 2017	17,768	
Quarter ending March 2018	17,869	→
Quarter ending June 2018	18,030	→
Quarter ending September 2018	18,008	→
Quarter ending December 2018	18,063	→
Variance since December 2017	1.7%	→



ACTIVITY

Cumulative percentage of contracted UDA delivered 2018 & 2019



Month	Adjusted Scheduled Activity (UDA)	
	2018	2019
April	-1,191	-333
May	2,314	1,744
June	5,944	4,833
July	10,762	10,045
August	14,656	14,047
September	18,448	17,511
October	22,607	22,274
November	26,823	26,477
December	30,298	30,320
January	33,445	
February	38,422	
March	42,849	
April	46,399	
May	48,253	
June	48,253	

QUALITY

	Quantity	Base Number	Contract	AT	Region	England
% of FP17s for the same patient ID Re-attending within 3 months - Children	335	4,122	8.1%	10.8%	11.6%	11.8%
% of FP17s for the same patient ID Re-attending within 3 months - Adults	2,493	15,106	16.5%	14.0%	15.1%	15.6%
% of FP17s for the same patient ID Re-attending between 3 & 9 months - Children	2,231	4,122	54.1%	59.8%	59.9%	58.8%
% of FP17s for the same patient ID Re-attending between 3 & 9 months - Adults	5,876	15,106	38.9%	49.4%	52.0%	51.0%
% of FP17s for Band 1 Urgent Courses	2,290	16,612	13.8%	9.0%	8.0%	9.0%
% of FP17s Relating to Free Repair or Replacements	208	16,612	1.3%	0.7%	0.8%	0.8%
% of FP17s Relating to Continuations	178	16,612	1.1%	1.0%	0.9%	0.9%
% of Patients satisfied with the dentistry they have received	8	8	N/A	93.7%	93.6%	93.2%
% of Patients satisfied with the time they had to wait for an appointment	8	8	N/A	86.8%	88.6%	88.3%

* This is based on patients treated on this contract for their most recent course of treatment. Figures in italics indicate the base number of FP17s or Patient Questionnaire responses are less than 100. N/A is shown where the base number of responses is less than 10 during the period. % is calculated as Quantity/Base number*100

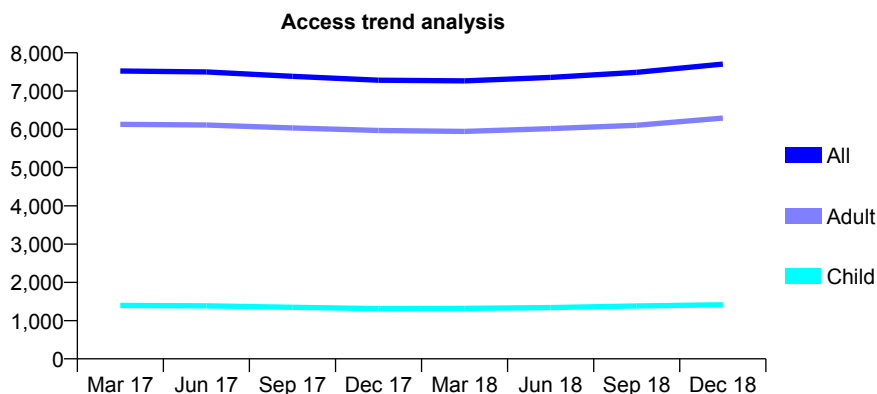
Q56 - Vital Signs At a Glance Contract Report for 827134/0016 - December 2018

Name or company name	MR JG PLUMMER
Contract type name	GDS Contract
Purpose of contract	General and Orthodontic
Contract start date	01/04/2006
Contract end date	

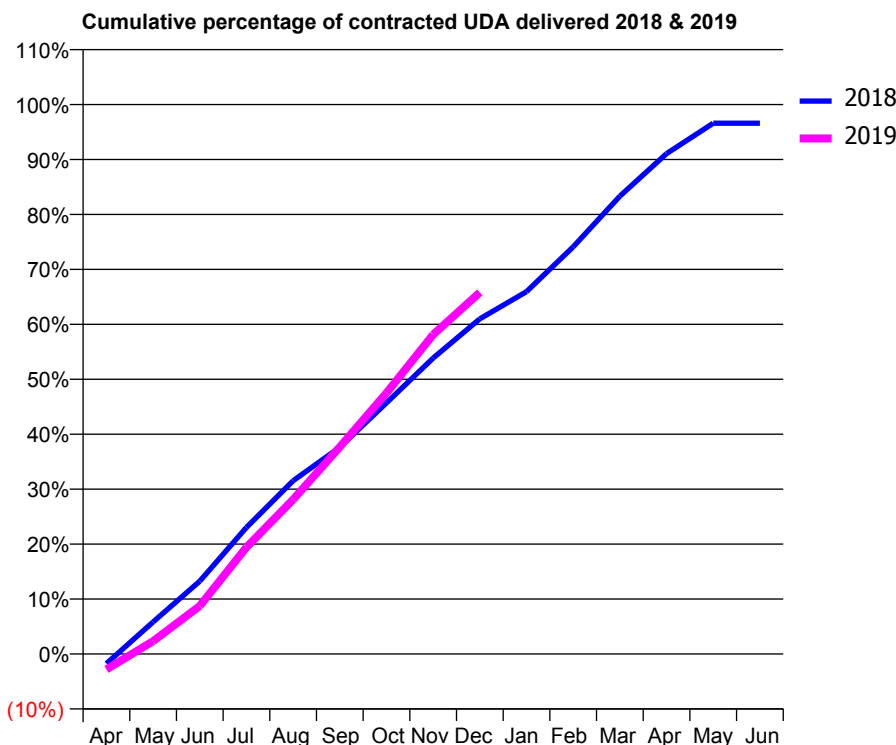
18/19 Contracted general activity (UDA)	20,424
Carry forward general activity (UDA)	698
18/19 Contracted orthodontic activity (UOA)	500
Carry forward orthodontic activity (UOA)	-1
Baseline contract value	£642,476.95

ACCESS*

Patients seen in 24 months	Total	Change since previous quarter
Quarter ending December 2017	7,284	
Quarter ending March 2018	7,265	→
Quarter ending June 2018	7,357	→
Quarter ending September 2018	7,489	→
Quarter ending December 2018	7,705	↑
Variance since December 2017	5.8%	↑



ACTIVITY



Month	Adjusted Scheduled Activity (UDA)	
	2018	2019
April	-360	-577
May	1,191	479
June	2,709	1,789
July	4,706	3,969
August	6,441	5,739
September	7,684	7,696
October	9,334	9,704
November	11,002	11,872
December	12,456	13,440
January	13,469	
February	15,135	
March	17,015	
April	18,597	
May	19,726	
June	19,726	

QUALITY

	Quantity	Base Number	Contract	AT	Region	England
% of FP17s for the same patient ID Re-attending within 3 months - Children	119	1,620	7.3%	10.8%	11.6%	11.8%
% of FP17s for the same patient ID Re-attending within 3 months - Adults	887	6,506	13.6%	14.0%	15.1%	15.6%
% of FP17s for the same patient ID Re-attending between 3 & 9 months - Children	703	1,620	43.4%	59.8%	59.9%	58.8%
% of FP17s for the same patient ID Re-attending between 3 & 9 months - Adults	2,413	6,506	37.1%	49.4%	52.0%	51.0%
% of FP17s for Band 1 Urgent Courses	859	6,980	12.3%	9.0%	8.0%	9.0%
% of FP17s Relating to Free Repair or Replacements	112	6,980	1.6%	0.7%	0.8%	0.8%
% of FP17s Relating to Continuations	55	6,980	0.8%	1.0%	0.9%	0.9%
% of Patients satisfied with the dentistry they have received	4	4	N/A	93.7%	93.6%	93.2%
% of Patients satisfied with the time they had to wait for an appointment	4	4	N/A	86.8%	88.6%	88.3%

* This is based on patients treated on this contract for their most recent course of treatment. Figures in italics indicate the base number of FP17s or Patient Questionnaire responses are less than 100. N/A is shown where the base number of responses is less than 10 during the period. % is calculated as Quantity/Base number*100

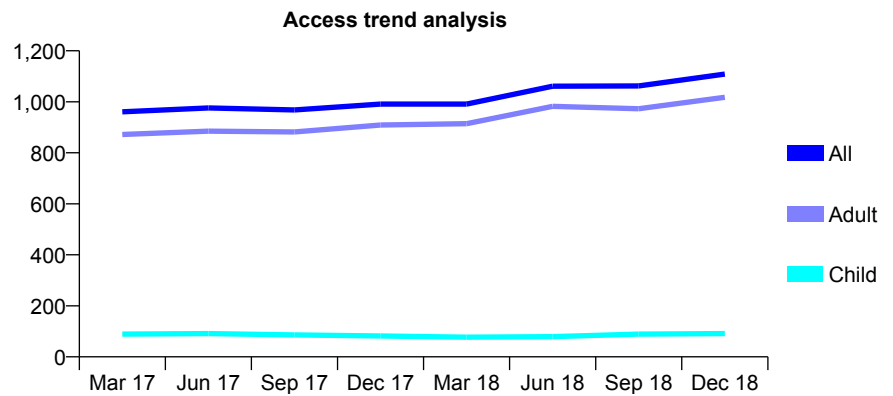
Q56 - Vital Signs At a Glance Contract Report for 827134/0017 - December 2018

Name or company name	MR JG PLUMMER
Contract type name	PDS Contract
Purpose of contract	General
Contract start date	01/02/2008
Contract end date	31/03/2019

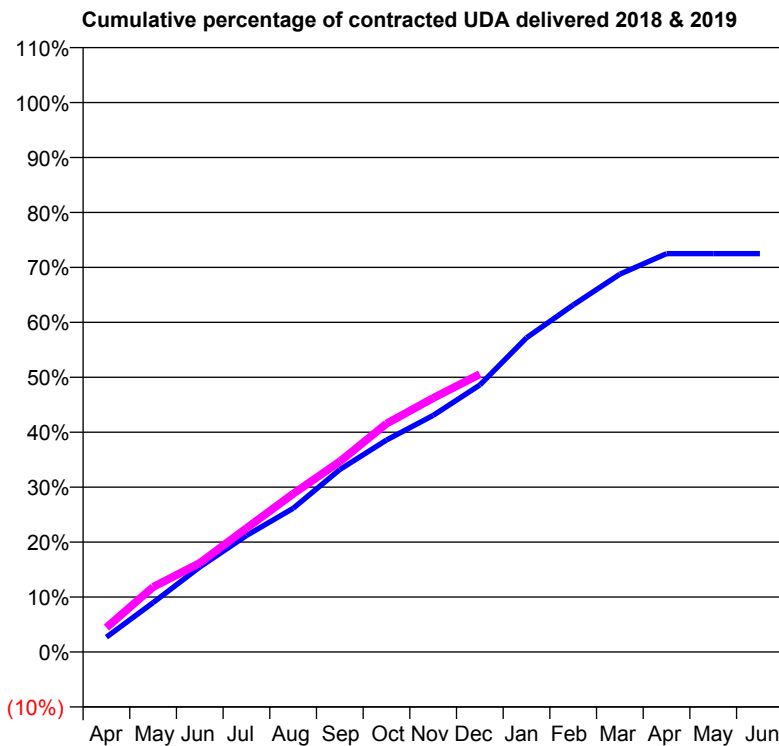
18/19 Contracted general activity (UDA)	2,800
Carry forward general activity (UDA)	0
18/19 Contracted orthodontic activity (UOA)	0
Carry forward orthodontic activity (UOA)	0
Baseline contract value	£157,133.39

ACCESS*

Patients seen in 24 months	Total	Change since previous quarter
Quarter ending December 2017	991	
Quarter ending March 2018	991	→
Quarter ending June 2018	1,061	↑
Quarter ending September 2018	1,062	→
Quarter ending December 2018	1,109	↑
Variance since December 2017	11.9%	↑



ACTIVITY



Month	Adjusted Scheduled Activity (UDA)	
	2018	2019
April	76	125
May	252	331
June	433	454
July	593	631
August	732	806
September	930	971
October	1,080	1,163
November	1,206	1,294
December	1,361	1,415
January	1,601	
February	1,768	
March	1,925	
April	2,030	
May	2,030	
June	2,030	

QUALITY

	Quantity	Base Number	Contract	AT	Region	England
% of FP17s for the same patient ID Re-attending within 3 months - Children	4	147	2.7%	10.8%	11.6%	11.8%
% of FP17s for the same patient ID Re-attending within 3 months - Adults	21	1,129	1.9%	14.0%	15.1%	15.6%
% of FP17s for the same patient ID Re-attending between 3 & 9 months - Children	1	147	0.7%	59.8%	59.9%	58.8%
% of FP17s for the same patient ID Re-attending between 3 & 9 months - Adults	10	1,129	0.9%	49.4%	52.0%	51.0%
% of FP17s for Band 1 Urgent Courses	1,178	1,187	99.2%	9.0%	8.0%	9.0%
% of FP17s Relating to Free Repair or Replacements	1	1,187	0.1%	0.7%	0.8%	0.8%
% of FP17s Relating to Continuations	0	1,187	0.0%	1.0%	0.9%	0.9%
% of Patients satisfied with the dentistry they have received	0	0	N/A	93.7%	93.6%	93.2%
% of Patients satisfied with the time they had to wait for an appointment	0	0	N/A	86.8%	88.6%	88.3%

* This is based on patients treated on this contract for their most recent course of treatment. Figures in italics indicate the base number of FP17s or Patient Questionnaire responses are less than 100. N/A is shown where the base number of responses is less than 10 during the period. % is calculated as Quantity/Base number*100

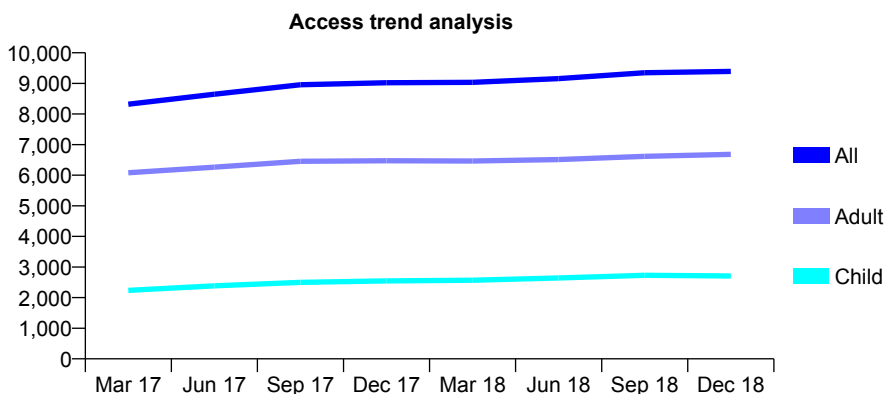
Q56 - Vital Signs At a Glance Contract Report for 836036/0001 - December 2018

Name or company name	MR BS SANGHERA
Contract type name	GDS Contract
Purpose of contract	General
Contract start date	01/04/2006
Contract end date	

18/19 Contracted general activity (UDA)	31,345
Carry forward general activity (UDA)	-348
18/19 Contracted orthodontic activity (UOA)	0
Carry forward orthodontic activity (UOA)	0
Baseline contract value	£789,501.08

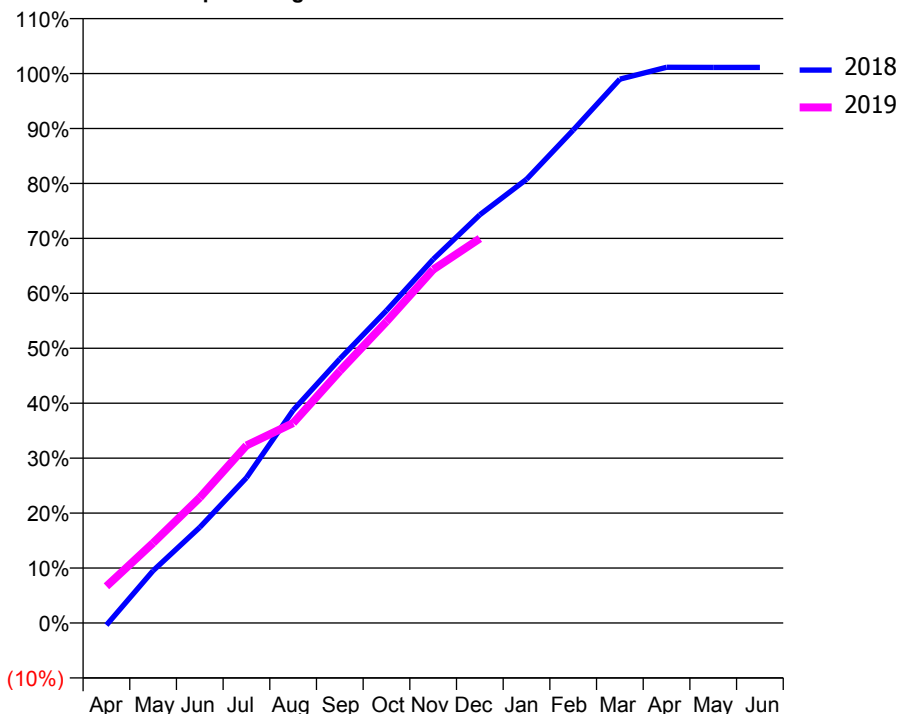
ACCESS*

Patients seen in 24 months	Total	Change since previous quarter
Quarter ending December 2017	9,020	
Quarter ending March 2018	9,033	→
Quarter ending June 2018	9,158	→
Quarter ending September 2018	9,347	↑
Quarter ending December 2018	9,392	→
Variance since December 2017	4.1%	↑



ACTIVITY

Cumulative percentage of contracted UDA delivered 2018 & 2019



Month	Adjusted Scheduled Activity (UDA)	
	2018	2019
April	-123	2,095
May	2,989	4,567
June	5,455	7,152
July	8,291	10,129
August	12,135	11,402
September	15,063	14,373
October	17,828	17,195
November	20,745	20,158
December	23,284	21,936
January	25,309	
February	28,120	
March	31,026	
April	31,697	
May	31,693	
June	31,693	

QUALITY

	Quantity	Base Number	Contract	AT	Region	England
% of FP17s for the same patient ID Re-attending within 3 months - Children	225	3,253	6.9%	10.8%	11.6%	11.8%
% of FP17s for the same patient ID Re-attending within 3 months - Adults	902	7,003	12.9%	14.0%	15.1%	15.6%
% of FP17s for the same patient ID Re-attending between 3 & 9 months - Children	2,190	3,253	67.3%	59.8%	59.9%	58.8%
% of FP17s for the same patient ID Re-attending between 3 & 9 months - Adults	4,045	7,003	57.8%	49.4%	52.0%	51.0%
% of FP17s for Band 1 Urgent Courses	631	9,927	6.4%	9.0%	8.0%	9.0%
% of FP17s Relating to Free Repair or Replacements	38	9,927	0.4%	0.7%	0.8%	0.8%
% of FP17s Relating to Continuations	113	9,927	1.1%	1.0%	0.9%	0.9%
% of Patients satisfied with the dentistry they have received	6	6	N/A	93.7%	93.6%	93.2%
% of Patients satisfied with the time they had to wait for an appointment	5	6	N/A	86.8%	88.6%	88.3%

* This is based on patients treated on this contract for their most recent course of treatment. Figures in italics indicate the base number of FP17s or Patient Questionnaire responses are less than 100. N/A is shown where the base number of responses is less than 10 during the period. % is calculated as Quantity/Base number*100

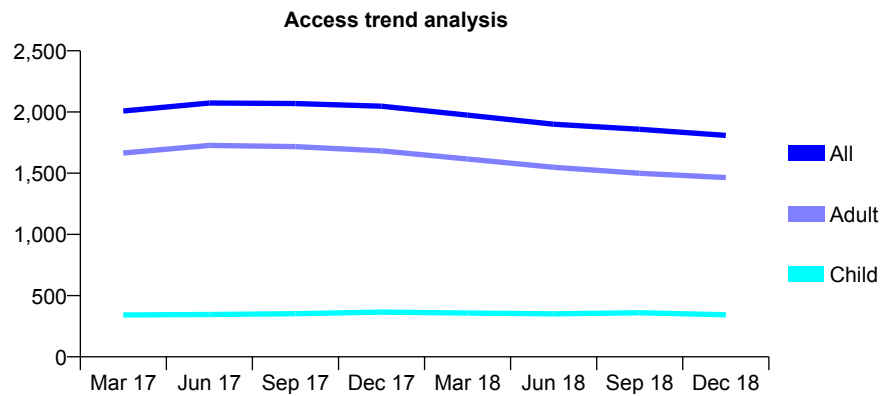
Q56 - Vital Signs At a Glance Contract Report for 836036/0003 - December 2018

Name or company name	MR BS SANGHERA
Contract type name	GDS Contract
Purpose of contract	General
Contract start date	01/07/2015
Contract end date	

18/19 Contracted general activity (UDA)	4,123
Carry forward general activity (UDA)	-81
18/19 Contracted orthodontic activity (UOA)	0
Carry forward orthodontic activity (UOA)	0
Baseline contract value	£151,603.18

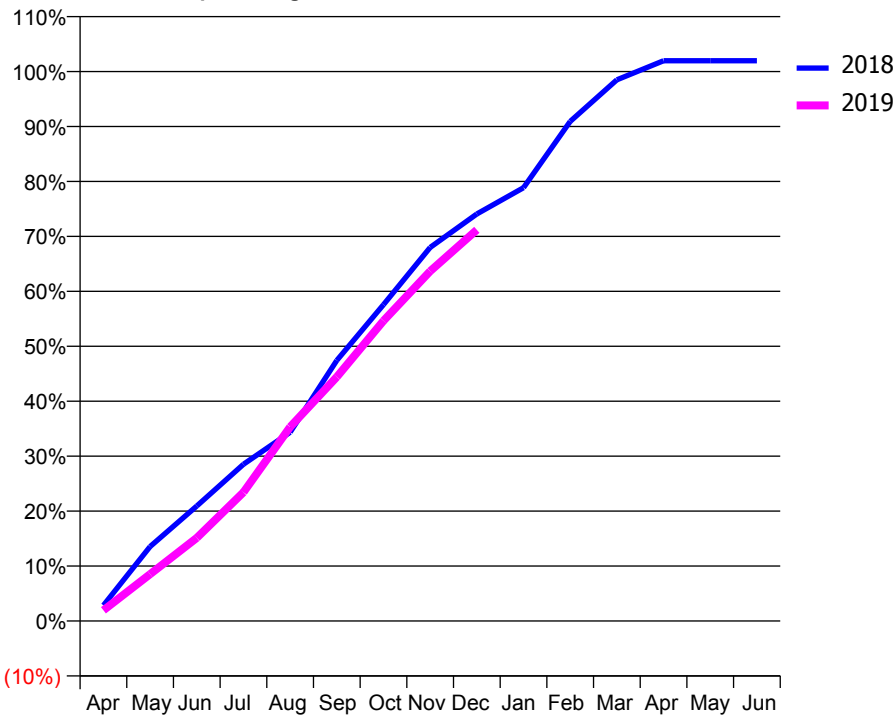
ACCESS*

Patients seen in 24 months	Total	Change since previous quarter
Quarter ending December 2017	2,047	
Quarter ending March 2018	1,974	↓
Quarter ending June 2018	1,900	↓
Quarter ending September 2018	1,859	↓
Quarter ending December 2018	1,809	↓
Variance since December 2017	(11.6%)	↓



ACTIVITY

Cumulative percentage of contracted UDA delivered 2018 & 2019



Month	Adjusted Scheduled Activity (UDA)	
	2018	2019
April	118	81
May	559	351
June	863	624
July	1,176	966
August	1,416	1,457
September	1,955	1,831
October	2,374	2,253
November	2,803	2,625
December	3,054	2,935
January	3,251	
February	3,749	
March	4,061	
April	4,204	
May	4,204	
June	4,204	

QUALITY

	Quantity	Base Number	Contract	AT	Region	England
% of FP17s for the same patient ID Re-attending within 3 months - Children	14	262	5.3%	10.8%	11.6%	11.8%
% of FP17s for the same patient ID Re-attending within 3 months - Adults	136	1,147	11.9%	14.0%	15.1%	15.6%
% of FP17s for the same patient ID Re-attending between 3 & 9 months - Children	136	262	51.9%	59.8%	59.9%	58.8%
% of FP17s for the same patient ID Re-attending between 3 & 9 months - Adults	608	1,147	53.0%	49.4%	52.0%	51.0%
% of FP17s for Band 1 Urgent Courses	52	1,331	3.9%	9.0%	8.0%	9.0%
% of FP17s Relating to Free Repair or Replacements	8	1,331	0.6%	0.7%	0.8%	0.8%
% of FP17s Relating to Continuations	37	1,331	2.8%	1.0%	0.9%	0.9%
% of Patients satisfied with the dentistry they have received	0	0	N/A	93.7%	93.6%	93.2%
% of Patients satisfied with the time they had to wait for an appointment	0	0	N/A	86.8%	88.6%	88.3%

* This is based on patients treated on this contract for their most recent course of treatment. Figures in italics indicate the base number of FP17s or Patient Questionnaire responses are less than 100. N/A is shown where the base number of responses is less than 10 during the period. % is calculated as Quantity/Base number*100

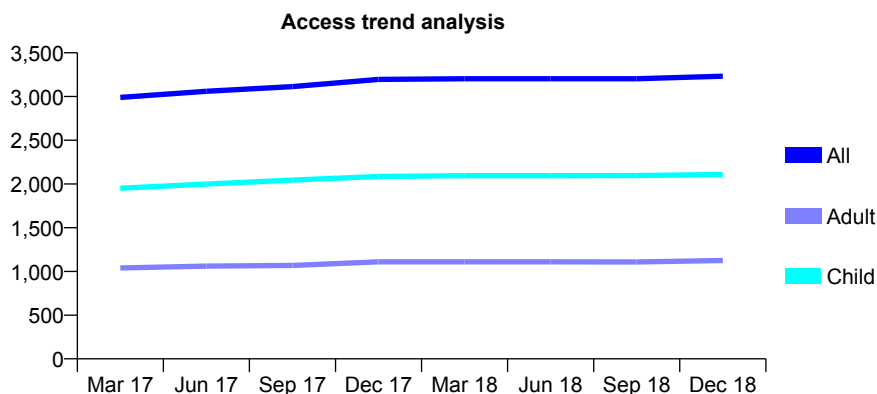
Q56 - Vital Signs At a Glance Contract Report for 839841/0003 - December 2018

Name or company name	MISS GM O'CALLAGHAN
Contract type name	GDS Contract
Purpose of contract	General
Contract start date	01/04/2006
Contract end date	

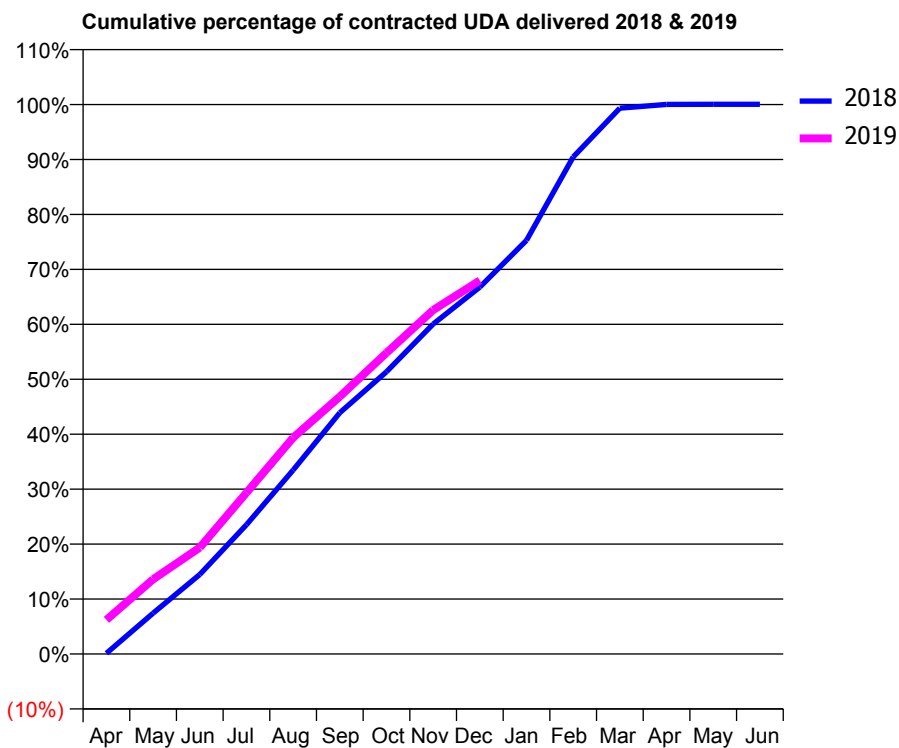
18/19 Contracted general activity (UDA)	9,313
Carry forward general activity (UDA)	-5
18/19 Contracted orthodontic activity (UOA)	0
Carry forward orthodontic activity (UOA)	0
Baseline contract value	£234,159.25

ACCESS*

Patients seen in 24 months	Total	Change since previous quarter
Quarter ending December 2017	3,195	
Quarter ending March 2018	3,204	→
Quarter ending June 2018	3,203	→
Quarter ending September 2018	3,204	→
Quarter ending December 2018	3,233	→
Variance since December 2017	1.2%	→



ACTIVITY



Adjusted Scheduled Activity (UDA)		
Month	2018	2019
April	12	579
May	692	1,267
June	1,348	1,804
July	2,192	2,733
August	3,118	3,668
September	4,090	4,362
October	4,783	5,104
November	5,592	5,829
December	6,219	6,331
January	7,012	
February	8,424	
March	9,250	
April	9,314	
May	9,318	
June	9,318	

QUALITY

	Quantity	Base Number	Contract	AT	Region	England
% of FP17s for the same patient ID Re-attending within 3 months - Children	203	2,412	8.4%	10.8%	11.6%	11.8%
% of FP17s for the same patient ID Re-attending within 3 months - Adults	240	942	25.5%	14.0%	15.1%	15.6%
% of FP17s for the same patient ID Re-attending between 3 & 9 months - Children	1,660	2,412	68.8%	59.8%	59.9%	58.8%
% of FP17s for the same patient ID Re-attending between 3 & 9 months - Adults	469	942	49.8%	49.4%	52.0%	51.0%
% of FP17s for Band 1 Urgent Courses	241	3,325	7.2%	9.0%	8.0%	9.0%
% of FP17s Relating to Free Repair or Replacements	1	3,325	0.0%	0.7%	0.8%	0.8%
% of FP17s Relating to Continuations	1	3,325	0.0%	1.0%	0.9%	0.9%
% of Patients satisfied with the dentistry they have received	3	3	N/A	93.7%	93.6%	93.2%
% of Patients satisfied with the time they had to wait for an appointment	3	3	N/A	86.8%	88.6%	88.3%

* This is based on patients treated on this contract for their most recent course of treatment. Figures in italics indicate the base number of FP17s or Patient Questionnaire responses are less than 100. N/A is shown where the base number of responses is less than 10 during the period. % is calculated as Quantity/Base number*100

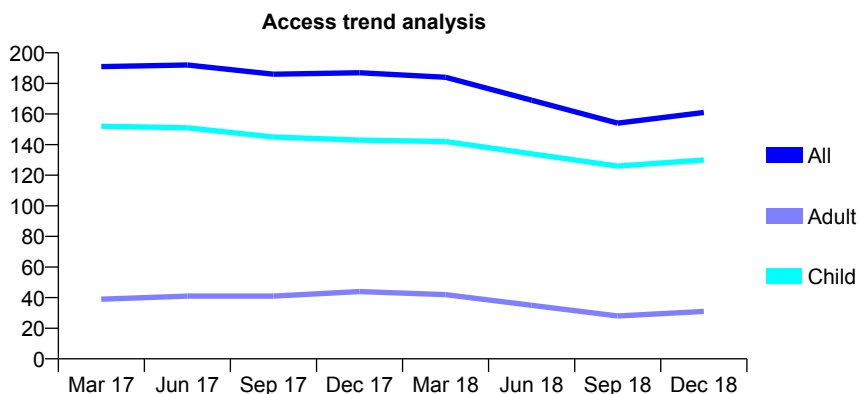
Q56 - Vital Signs At a Glance Contract Report for 840718/0001 - December 2018

Name or company name	MR LS KHANGURA
Contract type name	GDS Contract
Purpose of contract	General
Contract start date	01/04/2006
Contract end date	

18/19 Contracted general activity (UDA)	350
Carry forward general activity (UDA)	0
18/19 Contracted orthodontic activity (UOA)	0
Carry forward orthodontic activity (UOA)	0
Baseline contract value	£9,399.22

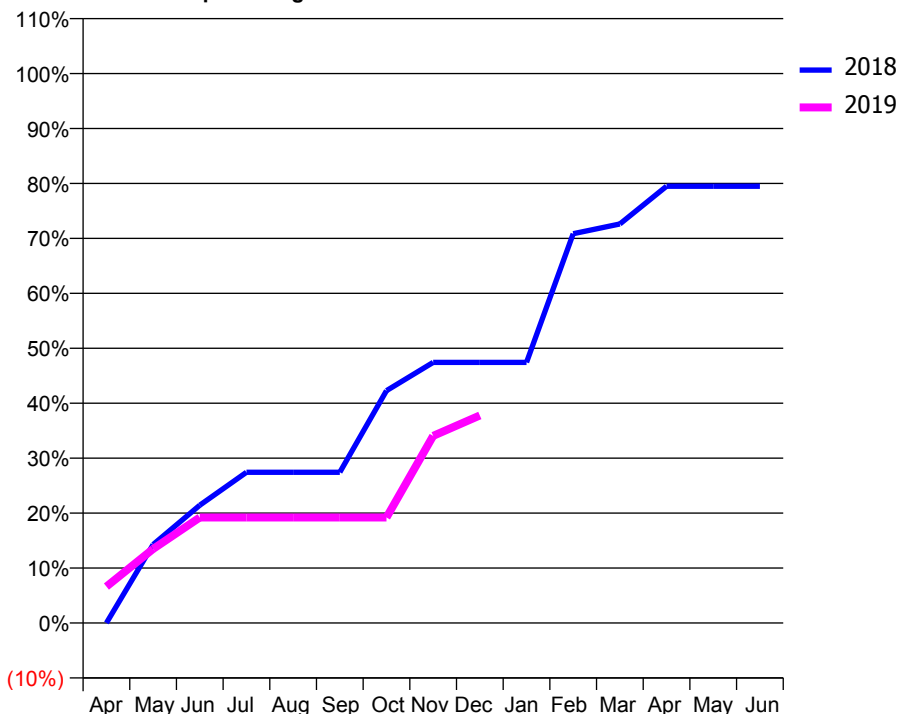
ACCESS*

Patients seen in 24 months	Total	Change since previous quarter
Quarter ending December 2017	187	
Quarter ending March 2018	184	↓
Quarter ending June 2018	169	↓
Quarter ending September 2018	154	↓
Quarter ending December 2018	161	↑
Variance since December 2017	(13.9%)	↓



ACTIVITY

Cumulative percentage of contracted UDA delivered 2018 & 2019



Month	Adjusted Scheduled Activity (UDA)	
	2018	2019
April	0	23
May	50	47
June	75	67
July	96	67
August	96	67
September	96	67
October	148	67
November	166	119
December	166	132
January	166	
February	248	
March	254	
April	278	
May	278	
June	278	

QUALITY

	Quantity	Base Number	Contract	AT	Region	England
% of FP17s for the same patient ID Re-attending within 3 months - Children	3	163	1.8%	10.8%	11.6%	11.8%
% of FP17s for the same patient ID Re-attending within 3 months - Adults	1	10	10.0%	14.0%	15.1%	15.6%
% of FP17s for the same patient ID Re-attending between 3 & 9 months - Children	117	163	71.8%	59.8%	59.9%	58.8%
% of FP17s for the same patient ID Re-attending between 3 & 9 months - Adults	6	10	60.0%	49.4%	52.0%	51.0%
% of FP17s for Band 1 Urgent Courses	1	156	0.6%	9.0%	8.0%	9.0%
% of FP17s Relating to Free Repair or Replacements	0	156	0.0%	0.7%	0.8%	0.8%
% of FP17s Relating to Continuations	0	156	0.0%	1.0%	0.9%	0.9%
% of Patients satisfied with the dentistry they have received	0	0	N/A	93.7%	93.6%	93.2%
% of Patients satisfied with the time they had to wait for an appointment	0	0	N/A	86.8%	88.6%	88.3%

* This is based on patients treated on this contract for their most recent course of treatment. Figures in italics indicate the base number of FP17s or Patient Questionnaire responses are less than 100. N/A is shown where the base number of responses is less than 10 during the period. % is calculated as Quantity/Base number*100

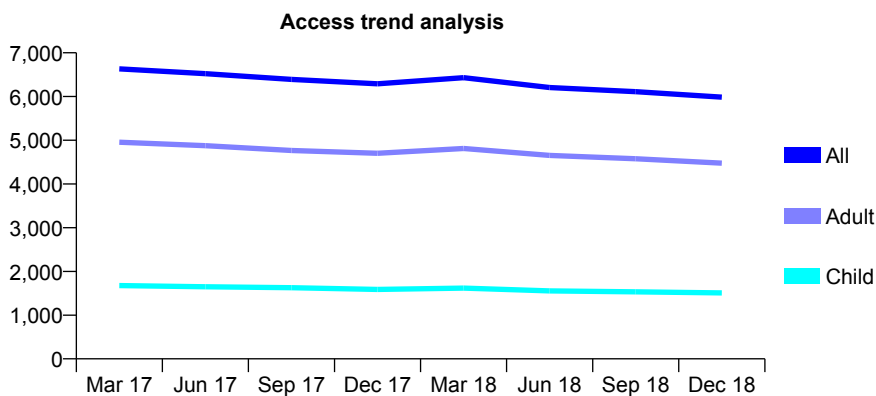
Q56 - Vital Signs At a Glance Contract Report for 842281/0002 - December 2018

Name or company name	MR PS ROLFE
Contract type name	GDS Contract
Purpose of contract	General
Contract start date	16/12/2007
Contract end date	

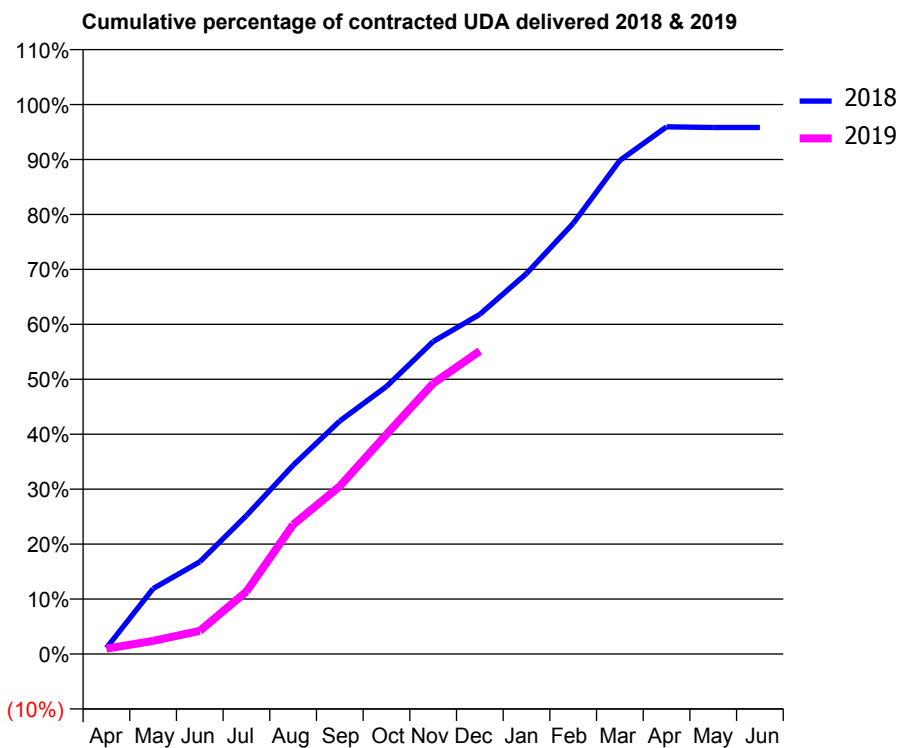
18/19 Contracted general activity (UDA)	19,749
Carry forward general activity (UDA)	0
18/19 Contracted orthodontic activity (UOA)	0
Carry forward orthodontic activity (UOA)	0
Baseline contract value	£540,369.27

ACCESS*

Patients seen in 24 months	Total	Change since previous quarter
Quarter ending December 2017	6,290	
Quarter ending March 2018	6,431	↑
Quarter ending June 2018	6,205	↓
Quarter ending September 2018	6,110	↓
Quarter ending December 2018	5,985	↓
Variance since December 2017	(4.8%)	↓



ACTIVITY



Month	Adjusted Scheduled Activity (UDA)	
	2018	2019
April	218	195
May	2,351	472
June	3,316	833
July	4,979	2,247
August	6,783	4,651
September	8,373	6,031
October	9,617	7,894
November	11,233	9,726
December	12,207	10,891
January	13,674	
February	15,476	
March	17,740	
April	18,946	
May	18,921	
June	18,921	

QUALITY

	Quantity	Base Number	Contract	AT	Region	England
% of FP17s for the same patient ID Re-attending within 3 months - Children	176	1,616	10.9%	10.8%	11.6%	11.8%
% of FP17s for the same patient ID Re-attending within 3 months - Adults	785	4,295	18.3%	14.0%	15.1%	15.6%
% of FP17s for the same patient ID Re-attending between 3 & 9 months - Children	1,008	1,616	62.4%	59.8%	59.9%	58.8%
% of FP17s for the same patient ID Re-attending between 3 & 9 months - Adults	2,013	4,295	46.9%	49.4%	52.0%	51.0%
% of FP17s for Band 1 Urgent Courses	596	5,454	10.9%	9.0%	8.0%	9.0%
% of FP17s Relating to Free Repair or Replacements	35	5,454	0.6%	0.7%	0.8%	0.8%
% of FP17s Relating to Continuations	44	5,454	0.8%	1.0%	0.9%	0.9%
% of Patients satisfied with the dentistry they have received	2	2	N/A	93.7%	93.6%	93.2%
% of Patients satisfied with the time they had to wait for an appointment	2	2	N/A	86.8%	88.6%	88.3%

* This is based on patients treated on this contract for their most recent course of treatment. Figures in italics indicate the base number of FP17s or Patient Questionnaire responses are less than 100. N/A is shown where the base number of responses is less than 10 during the period. % is calculated as Quantity/Base number*100

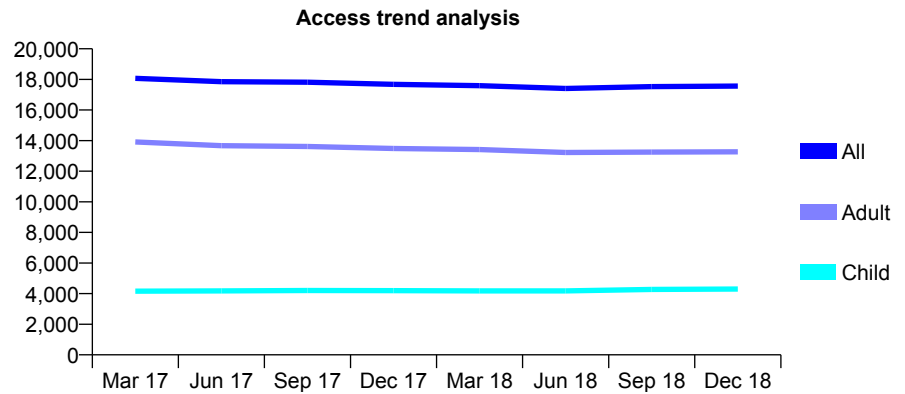
Q56 - Vital Signs At a Glance Contract Report for 843059/0001 - December 2018

Name or company name	Mr S Camderman and M Birgani
Contract type name	GDS Contract
Purpose of contract	General
Contract start date	01/04/2006
Contract end date	

18/19 Contracted general activity (UDA)	46,679
Carry forward general activity (UDA)	1,158
18/19 Contracted orthodontic activity (UOA)	0
Carry forward orthodontic activity (UOA)	0
Baseline contract value	£1,303,770.40

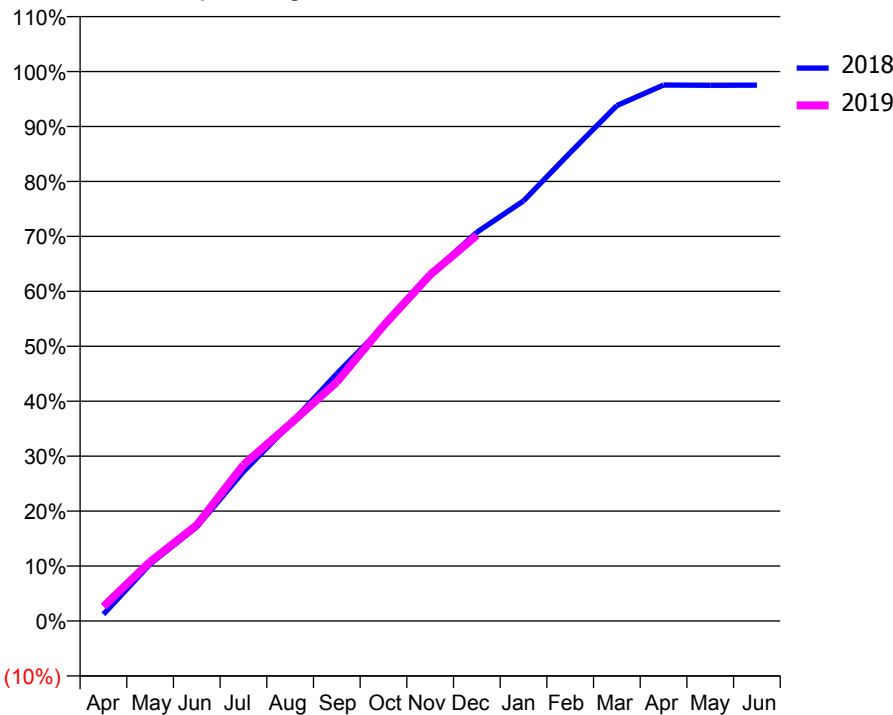
ACCESS*

Patients seen in 24 months	Total	Change since previous quarter
Quarter ending December 2017	17,678	
Quarter ending March 2018	17,594	→
Quarter ending June 2018	17,407	↓
Quarter ending September 2018	17,528	→
Quarter ending December 2018	17,566	→
Variance since December 2017	(0.6%)	→



ACTIVITY

Cumulative percentage of contracted UDA delivered 2018 & 2019



Month	Adjusted Scheduled Activity (UDA)	
	2018	2019
April	574	1,233
May	4,841	5,036
June	8,002	8,146
July	12,687	13,267
August	16,730	16,742
September	21,011	20,306
October	25,023	25,081
November	29,413	29,416
December	33,028	32,769
January	35,688	
February	39,793	
March	43,789	
April	45,530	
May	45,505	
June	45,521	

QUALITY

	Quantity	Base Number	Contract	AT	Region	England
% of FP17s for the same patient ID Re-attending within 3 months - Children	266	4,692	5.7%	10.8%	11.6%	11.8%
% of FP17s for the same patient ID Re-attending within 3 months - Adults	1,805	14,305	12.6%	14.0%	15.1%	15.6%
% of FP17s for the same patient ID Re-attending between 3 & 9 months - Children	2,821	4,692	60.1%	59.8%	59.9%	58.8%
% of FP17s for the same patient ID Re-attending between 3 & 9 months - Adults	8,494	14,305	59.4%	49.4%	52.0%	51.0%
% of FP17s for Band 1 Urgent Courses	862	18,159	4.7%	9.0%	8.0%	9.0%
% of FP17s Relating to Free Repair or Replacements	119	18,159	0.7%	0.7%	0.8%	0.8%
% of FP17s Relating to Continuations	173	18,159	1.0%	1.0%	0.9%	0.9%
% of Patients satisfied with the dentistry they have received	4	5	N/A	93.7%	93.6%	93.2%
% of Patients satisfied with the time they had to wait for an appointment	5	5	N/A	86.8%	88.6%	88.3%

* This is based on patients treated on this contract for their most recent course of treatment. Figures in italics indicate the base number of FP17s or Patient Questionnaire responses are less than 100. N/A is shown where the base number of responses is less than 10 during the period. % is calculated as Quantity/Base number*100

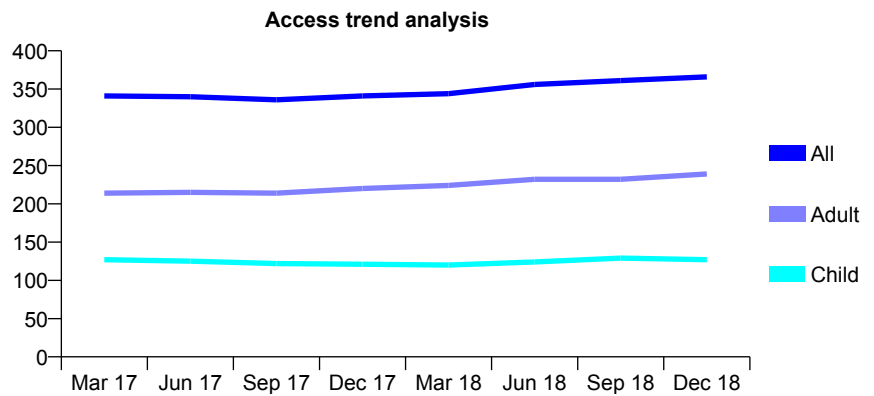
Q56 - Vital Signs At a Glance Contract Report for 847151/0001 - December 2018

Name or company name	MR RB DE VILLIERS
Contract type name	GDS Contract
Purpose of contract	General
Contract start date	01/04/2006
Contract end date	

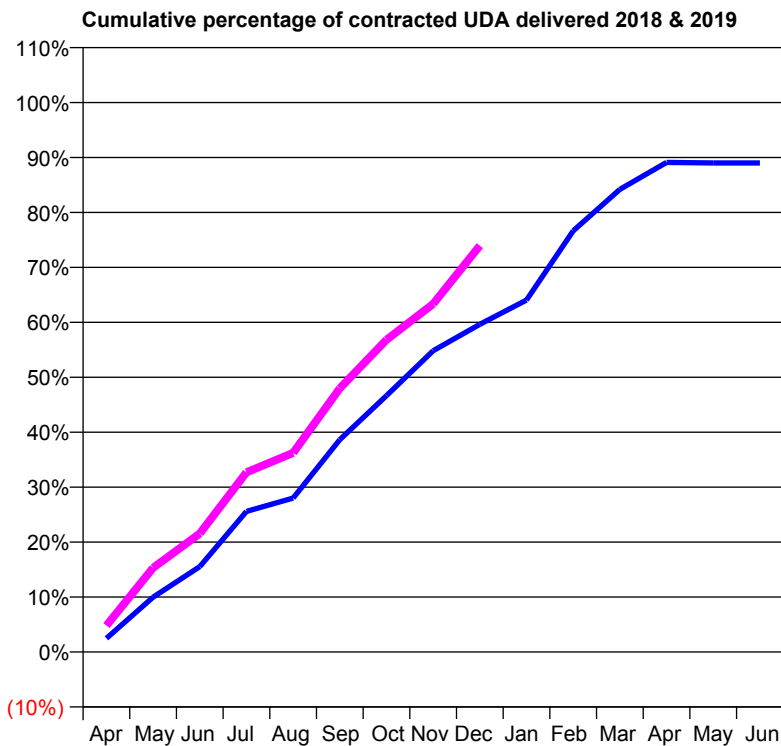
18/19 Contracted general activity (UDA)	1,081
Carry forward general activity (UDA)	0
18/19 Contracted orthodontic activity (UOA)	0
Carry forward orthodontic activity (UOA)	0
Baseline contract value	£25,520.35

ACCESS*

Patients seen in 24 months	Total	Change since previous quarter
Quarter ending December 2017	341	
Quarter ending March 2018	344	→
Quarter ending June 2018	356	↑
Quarter ending September 2018	361	→
Quarter ending December 2018	366	→
Variance since December 2017	7.3%	↑



ACTIVITY



Adjusted Scheduled Activity (UDA)		
Month	2018	2019
April	27	52
May	108	166
June	168	233
July	277	354
August	303	392
September	418	519
October	504	614
November	593	685
December	645	799
January	692	
February	829	
March	910	
April	963	
May	962	
June	962	

QUALITY

	Quantity	Base Number	Contract	AT	Region	England
% of FP17s for the same patient ID Re-attending within 3 months - Children	11	173	6.4%	10.8%	11.6%	11.8%
% of FP17s for the same patient ID Re-attending within 3 months - Adults	28	309	9.1%	14.0%	15.1%	15.6%
% of FP17s for the same patient ID Re-attending between 3 & 9 months - Children	129	173	74.6%	59.8%	59.9%	58.8%
% of FP17s for the same patient ID Re-attending between 3 & 9 months - Adults	220	309	71.2%	49.4%	52.0%	51.0%
% of FP17s for Band 1 Urgent Courses	22	459	4.8%	9.0%	8.0%	9.0%
% of FP17s Relating to Free Repair or Replacements	1	459	0.2%	0.7%	0.8%	0.8%
% of FP17s Relating to Continuations	5	459	1.1%	1.0%	0.9%	0.9%
% of Patients satisfied with the dentistry they have received	0	0	N/A	93.7%	93.6%	93.2%
% of Patients satisfied with the time they had to wait for an appointment	0	0	N/A	86.8%	88.6%	88.3%

* This is based on patients treated on this contract for their most recent course of treatment. Figures in italics indicate the base number of FP17s or Patient Questionnaire responses are less than 100. N/A is shown where the base number of responses is less than 10 during the period. % is calculated as Quantity/Base number*100

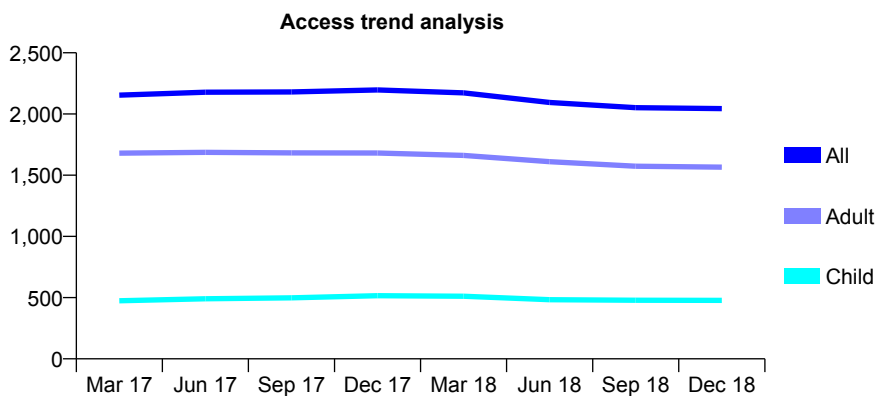
Q56 - Vital Signs At a Glance Contract Report for 855847/0001 - December 2018

Name or company name	MR A BEHNIA
Contract type name	GDS Contract
Purpose of contract	General
Contract start date	01/08/2006
Contract end date	

18/19 Contracted general activity (UDA)	5,679
Carry forward general activity (UDA)	34
18/19 Contracted orthodontic activity (UOA)	0
Carry forward orthodontic activity (UOA)	0
Baseline contract value	£134,379.29

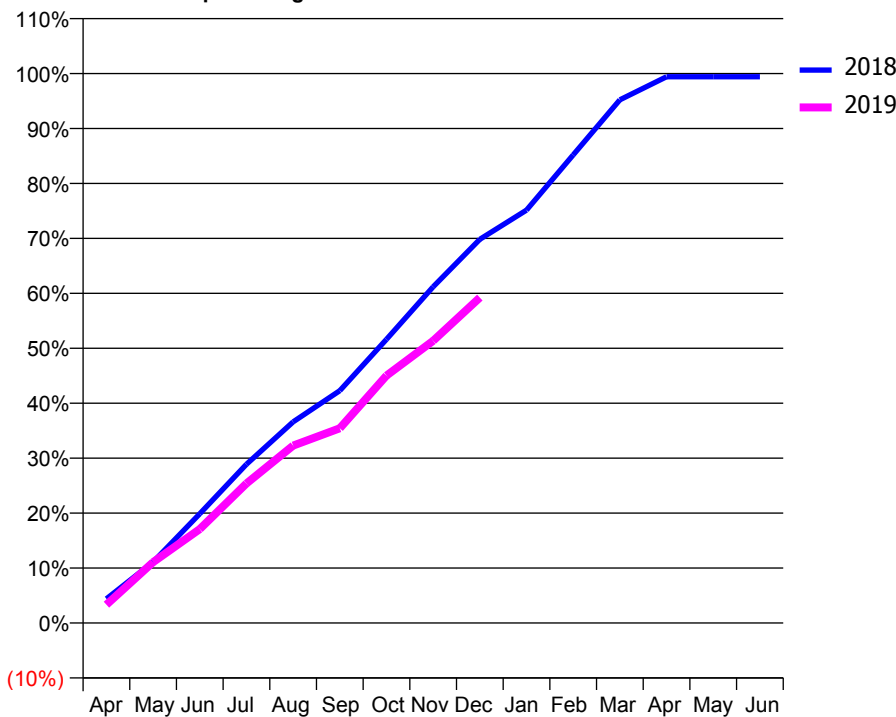
ACCESS*

Patients seen in 24 months	Total	Change since previous quarter
Quarter ending December 2017	2,197	
Quarter ending March 2018	2,173	↓
Quarter ending June 2018	2,094	↓
Quarter ending September 2018	2,052	↓
Quarter ending December 2018	2,044	→
Variance since December 2017	(7.0%)	↓



ACTIVITY

Cumulative percentage of contracted UDA delivered 2018 & 2019



Month	Adjusted Scheduled Activity (UDA)	
	2018	2019
April	251	189
May	630	629
June	1,130	971
July	1,641	1,443
August	2,079	1,834
September	2,401	2,013
October	2,932	2,557
November	3,476	2,917
December	3,966	3,364
January	4,268	
February	4,838	
March	5,406	
April	5,645	
May	5,645	
June	5,645	

QUALITY

	Quantity	Base Number	Contract	AT	Region	England
% of FP17s for the same patient ID Re-attending within 3 months - Children	24	487	4.9%	10.8%	11.6%	11.8%
% of FP17s for the same patient ID Re-attending within 3 months - Adults	123	1,569	7.8%	14.0%	15.1%	15.6%
% of FP17s for the same patient ID Re-attending between 3 & 9 months - Children	355	487	72.9%	59.8%	59.9%	58.8%
% of FP17s for the same patient ID Re-attending between 3 & 9 months - Adults	1,115	1,569	71.1%	49.4%	52.0%	51.0%
% of FP17s for Band 1 Urgent Courses	23	1,944	1.2%	9.0%	8.0%	9.0%
% of FP17s Relating to Free Repair or Replacements	0	1,944	0.0%	0.7%	0.8%	0.8%
% of FP17s Relating to Continuations	0	1,944	0.0%	1.0%	0.9%	0.9%
% of Patients satisfied with the dentistry they have received	1	1	N/A	93.7%	93.6%	93.2%
% of Patients satisfied with the time they had to wait for an appointment	1	1	N/A	86.8%	88.6%	88.3%

* This is based on patients treated on this contract for their most recent course of treatment. Figures in italics indicate the base number of FP17s or Patient Questionnaire responses are less than 100. N/A is shown where the base number of responses is less than 10 during the period. % is calculated as Quantity/Base number*100

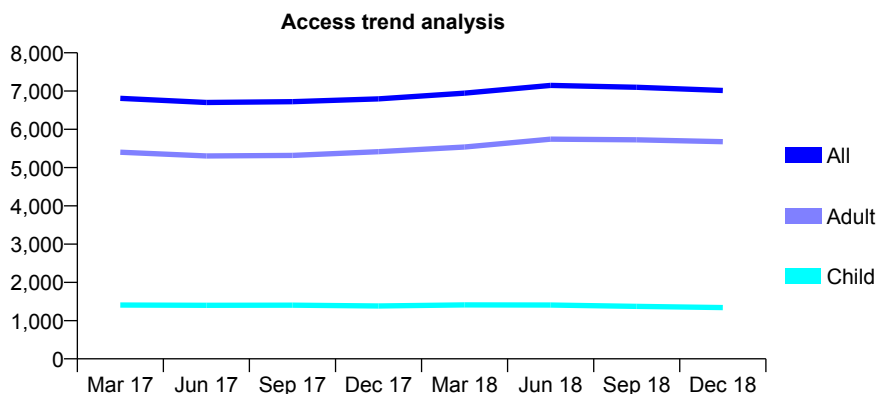
Q56 - Vital Signs At a Glance Contract Report for 883840/0001 - December 2018

Name or company name	MS I PODDAR
Contract type name	GDS Contract
Purpose of contract	General
Contract start date	01/08/2014
Contract end date	

18/19 Contracted general activity (UDA)	21,000
Carry forward general activity (UDA)	-148
18/19 Contracted orthodontic activity (UOA)	0
Carry forward orthodontic activity (UOA)	0
Baseline contract value	£459,318.79

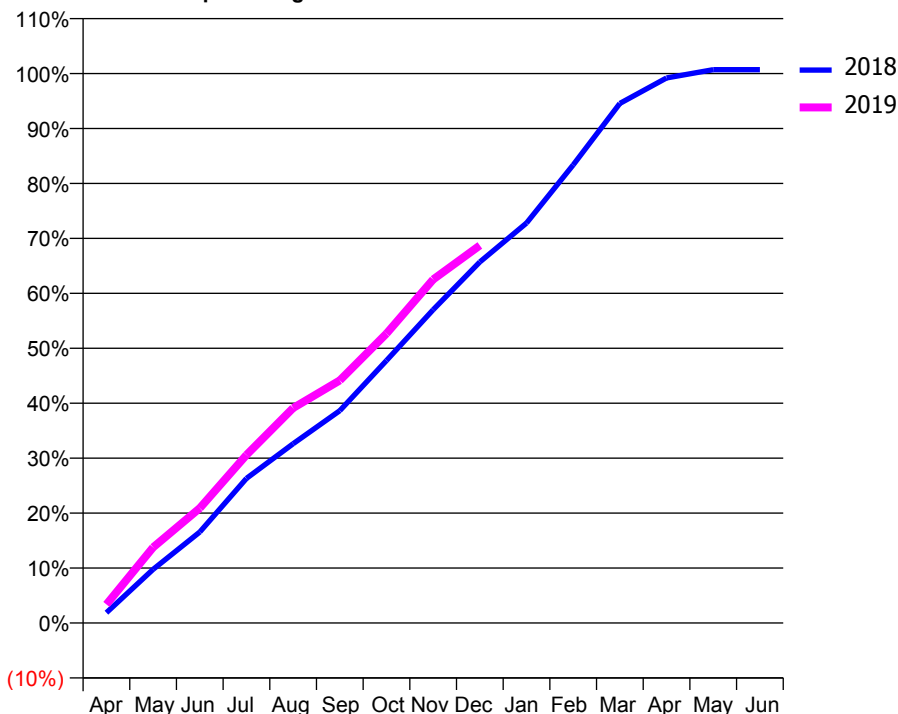
ACCESS*

Patients seen in 24 months	Total	Change since previous quarter
Quarter ending December 2017	6,797	
Quarter ending March 2018	6,947	↑
Quarter ending June 2018	7,148	↑
Quarter ending September 2018	7,098	→
Quarter ending December 2018	7,016	↓
Variance since December 2017	3.2%	↑



ACTIVITY

Cumulative percentage of contracted UDA delivered 2018 & 2019



Month	Adjusted Scheduled Activity (UDA)	
	2018	2019
April	396	711
May	2,050	2,893
June	3,477	4,388
July	5,525	6,424
August	6,851	8,219
September	8,115	9,271
October	10,032	11,063
November	11,973	13,132
December	13,797	14,432
January	15,285	
February	17,506	
March	19,857	
April	20,830	
May	21,148	
June	21,148	

QUALITY

	Quantity	Base Number	Contract	AT	Region	England
% of FP17s for the same patient ID Re-attending within 3 months - Children	47	1,390	3.4%	10.8%	11.6%	11.8%
% of FP17s for the same patient ID Re-attending within 3 months - Adults	704	5,708	12.3%	14.0%	15.1%	15.6%
% of FP17s for the same patient ID Re-attending between 3 & 9 months - Children	883	1,390	63.5%	59.8%	59.9%	58.8%
% of FP17s for the same patient ID Re-attending between 3 & 9 months - Adults	2,663	5,708	46.7%	49.4%	52.0%	51.0%
% of FP17s for Band 1 Urgent Courses	310	6,623	4.7%	9.0%	8.0%	9.0%
% of FP17s Relating to Free Repair or Replacements	78	6,623	1.2%	0.7%	0.8%	0.8%
% of FP17s Relating to Continuations	46	6,623	0.7%	1.0%	0.9%	0.9%
% of Patients satisfied with the dentistry they have received	3	3	N/A	93.7%	93.6%	93.2%
% of Patients satisfied with the time they had to wait for an appointment	1	3	N/A	86.8%	88.6%	88.3%

* This is based on patients treated on this contract for their most recent course of treatment. Figures in italics indicate the base number of FP17s or Patient Questionnaire responses are less than 100. N/A is shown where the base number of responses is less than 10 during the period. % is calculated as Quantity/Base number*100

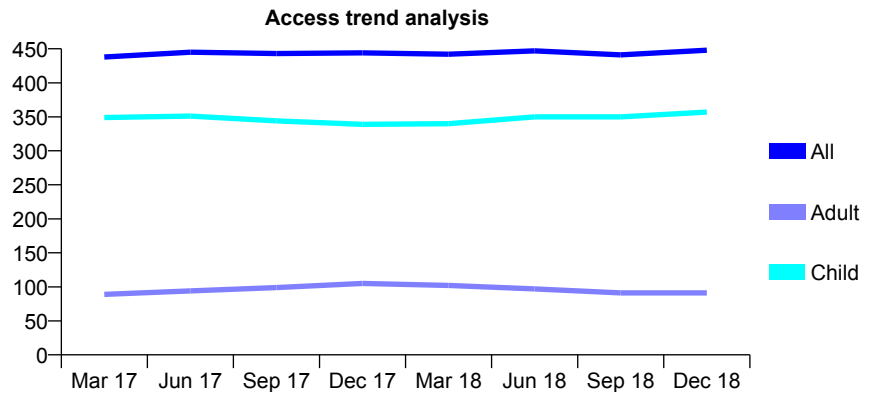
Q56 - Vital Signs At a Glance Contract Report for 904945/0001 - December 2018

Name or company name	MR GV SHAW
Contract type name	GDS Contract
Purpose of contract	General
Contract start date	01/04/2006
Contract end date	

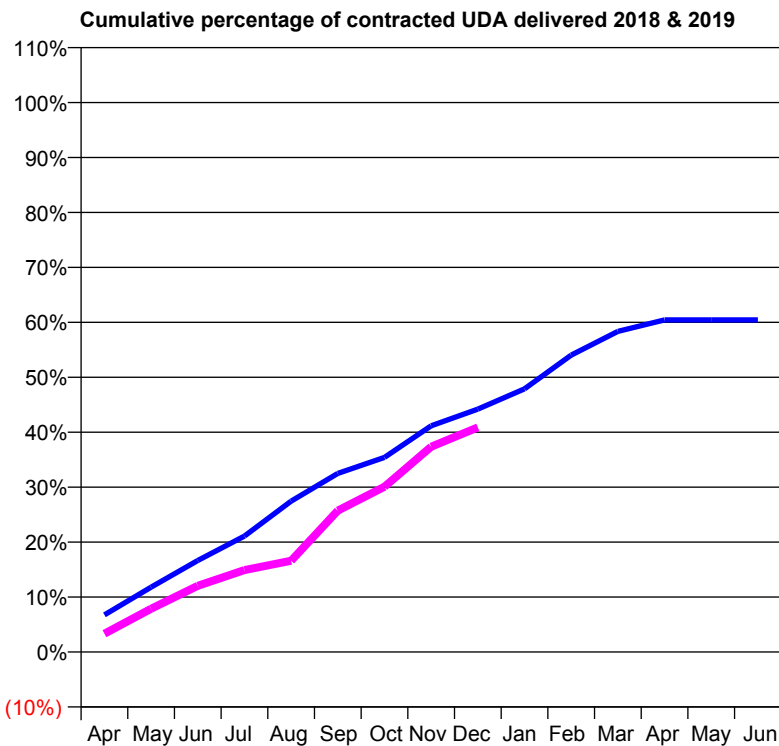
18/19 Contracted general activity (UDA)	1,586
Carry forward general activity (UDA)	0
18/19 Contracted orthodontic activity (UOA)	0
Carry forward orthodontic activity (UOA)	0
Baseline contract value	£42,105.53

ACCESS*

Patients seen in 24 months	Total	Change since previous quarter
Quarter ending December 2017	444	
Quarter ending March 2018	442	→
Quarter ending June 2018	447	→
Quarter ending September 2018	441	↓
Quarter ending December 2018	448	→
Variance since December 2017	0.9%	→



ACTIVITY



Adjusted Scheduled Activity (UDA)		
Month	2018	2019
April	107	53
May	187	125
June	264	191
July	335	236
August	436	264
September	516	408
October	562	477
November	653	592
December	701	648
January	759	
February	857	
March	925	
April	959	
May	959	
June	959	

QUALITY

	Quantity	Base Number	Contract	AT	Region	England
% of FP17s for the same patient ID Re-attending within 3 months - Children	17	430	4.0%	10.8%	11.6%	11.8%
% of FP17s for the same patient ID Re-attending within 3 months - Adults	1	30	3.3%	14.0%	15.1%	15.6%
% of FP17s for the same patient ID Re-attending between 3 & 9 months - Children	269	430	62.6%	59.8%	59.9%	58.8%
% of FP17s for the same patient ID Re-attending between 3 & 9 months - Adults	22	30	73.3%	49.4%	52.0%	51.0%
% of FP17s for Band 1 Urgent Courses	7	437	1.6%	9.0%	8.0%	9.0%
% of FP17s Relating to Free Repair or Replacements	0	437	0.0%	0.7%	0.8%	0.8%
% of FP17s Relating to Continuations	1	437	0.2%	1.0%	0.9%	0.9%
% of Patients satisfied with the dentistry they have received	0	0	N/A	93.7%	93.6%	93.2%
% of Patients satisfied with the time they had to wait for an appointment	0	0	N/A	86.8%	88.6%	88.3%

* This is based on patients treated on this contract for their most recent course of treatment. Figures in italics indicate the base number of FP17s or Patient Questionnaire responses are less than 100. N/A is shown where the base number of responses is less than 10 during the period. % is calculated as Quantity/Base number*100

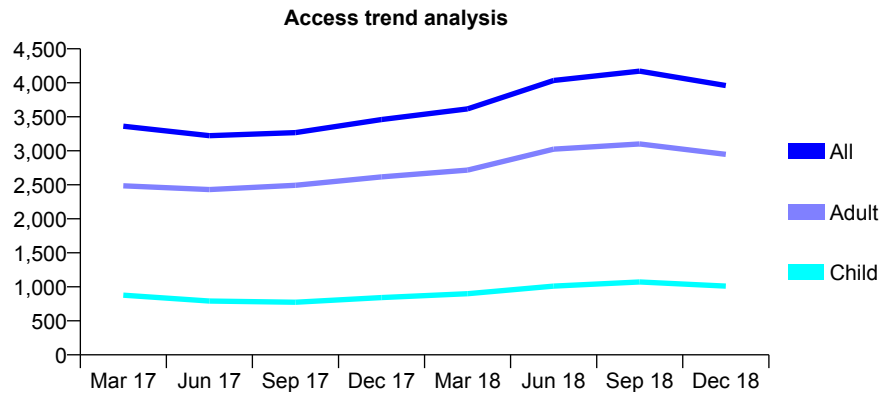
Q56 - Vital Signs At a Glance Contract Report for 905941/0001 - December 2018

Name or company name	Dental Surgery
Contract type name	GDS Contract
Purpose of contract	General and Orthodontic
Contract start date	01/04/2006
Contract end date	

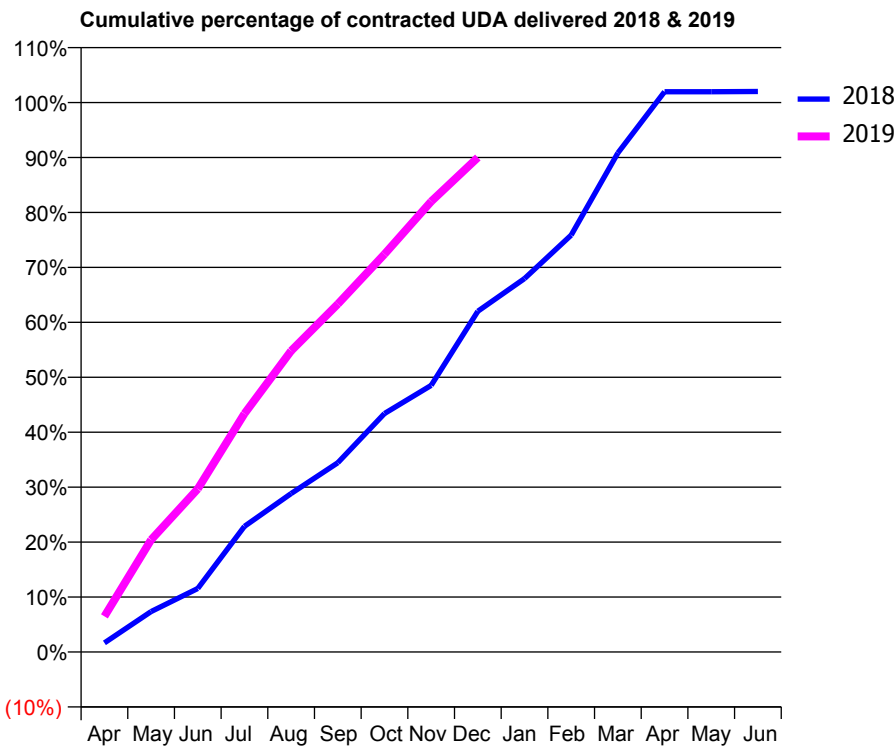
18/19 Contracted general activity (UDA)	10,641
Carry forward general activity (UDA)	-212
18/19 Contracted orthodontic activity (UOA)	68
Carry forward orthodontic activity (UOA)	0
Baseline contract value	£323,790.09

ACCESS*

Patients seen in 24 months	Total	Change since previous quarter
Quarter ending December 2017	3,459	
Quarter ending March 2018	3,616	↑
Quarter ending June 2018	4,034	↑
Quarter ending September 2018	4,172	↑
Quarter ending December 2018	3,959	↓
Variance since December 2017	14.5%	↑



ACTIVITY



Month	Adjusted Scheduled Activity (UDA)	
	2018	2019
April	176	690
May	784	2,173
June	1,231	3,160
July	2,434	4,615
August	3,068	5,831
September	3,665	6,739
October	4,620	7,704
November	5,164	8,724
December	6,599	9,576
January	7,232	
February	8,074	
March	9,663	
April	10,849	
May	10,850	
June	10,853	

QUALITY

	Quantity	Base Number	Contract	AT	Region	England
% of FP17s for the same patient ID Re-attending within 3 months - Children	55	1,219	4.5%	10.8%	11.6%	11.8%
% of FP17s for the same patient ID Re-attending within 3 months - Adults	396	3,394	11.7%	14.0%	15.1%	15.6%
% of FP17s for the same patient ID Re-attending between 3 & 9 months - Children	547	1,219	44.9%	59.8%	59.9%	58.8%
% of FP17s for the same patient ID Re-attending between 3 & 9 months - Adults	1,196	3,394	35.2%	49.4%	52.0%	51.0%
% of FP17s for Band 1 Urgent Courses	414	4,187	9.9%	9.0%	8.0%	9.0%
% of FP17s Relating to Free Repair or Replacements	12	4,187	0.3%	0.7%	0.8%	0.8%
% of FP17s Relating to Continuations	37	4,187	0.9%	1.0%	0.9%	0.9%
% of Patients satisfied with the dentistry they have received	4	4	N/A	93.7%	93.6%	93.2%
% of Patients satisfied with the time they had to wait for an appointment	4	4	N/A	86.8%	88.6%	88.3%

* This is based on patients treated on this contract for their most recent course of treatment. Figures in italics indicate the base number of FP17s or Patient Questionnaire responses are less than 100. N/A is shown where the base number of responses is less than 10 during the period. % is calculated as Quantity/Base number*100

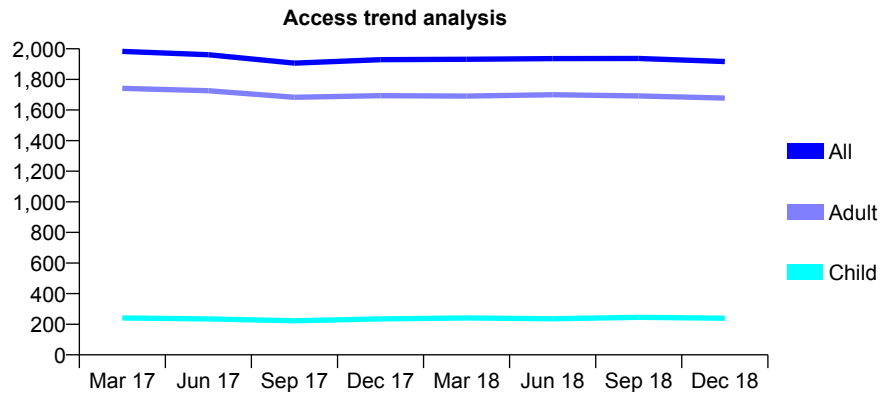
Q56 - Vital Signs At a Glance Contract Report for 906247/0001 - December 2018

Name or company name	Brook Lane Dental Practice
Contract type name	GDS Contract
Purpose of contract	General
Contract start date	01/04/2006
Contract end date	

18/19 Contracted general activity (UDA)	5,493
Carry forward general activity (UDA)	-29
18/19 Contracted orthodontic activity (UOA)	0
Carry forward orthodontic activity (UOA)	0
Baseline contract value	£120,088.20

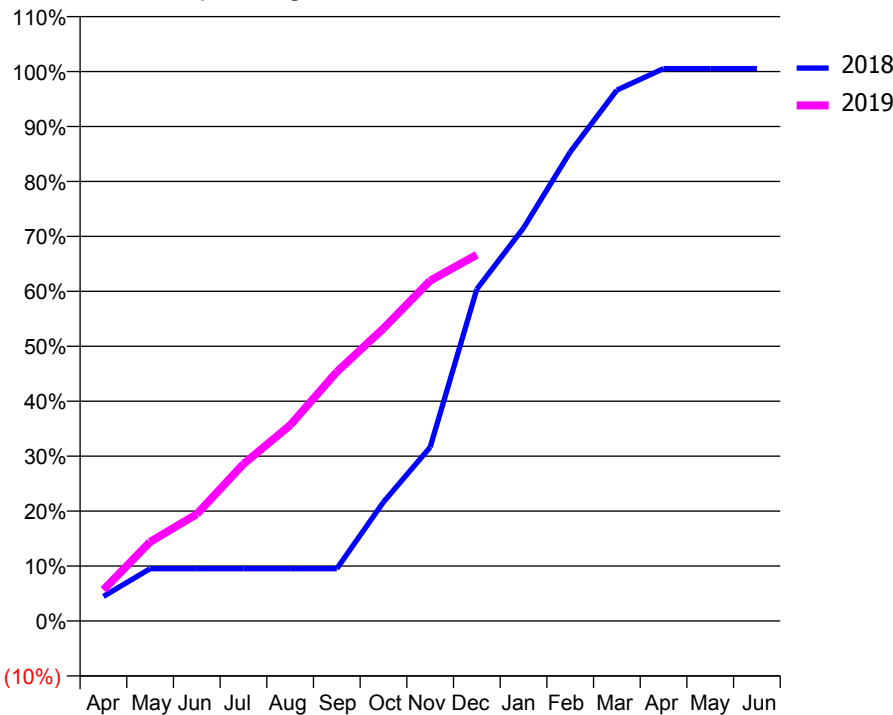
ACCESS*

Patients seen in 24 months	Total	Change since previous quarter
Quarter ending December 2017	1,929	
Quarter ending March 2018	1,932	→
Quarter ending June 2018	1,936	→
Quarter ending September 2018	1,937	→
Quarter ending December 2018	1,917	↓
Variance since December 2017	(0.6%)	→



ACTIVITY

Cumulative percentage of contracted UDA delivered 2018 & 2019



Month	Adjusted Scheduled Activity (UDA)	
	2018	2019
April	246	311
May	524	791
June	524	1,069
July	524	1,569
August	524	1,957
September	524	2,491
October	1,189	2,926
November	1,738	3,403
December	3,319	3,661
January	3,929	
February	4,688	
March	5,307	
April	5,522	
May	5,522	
June	5,522	

QUALITY

	Quantity	Base Number	Contract	AT	Region	England
% of FP17s for the same patient ID Re-attending within 3 months - Children	16	262	6.1%	10.8%	11.6%	11.8%
% of FP17s for the same patient ID Re-attending within 3 months - Adults	295	1,931	15.3%	14.0%	15.1%	15.6%
% of FP17s for the same patient ID Re-attending between 3 & 9 months - Children	162	262	61.8%	59.8%	59.9%	58.8%
% of FP17s for the same patient ID Re-attending between 3 & 9 months - Adults	1,214	1,931	62.9%	49.4%	52.0%	51.0%
% of FP17s for Band 1 Urgent Courses	187	2,103	8.9%	9.0%	8.0%	9.0%
% of FP17s Relating to Free Repair or Replacements	2	2,103	0.1%	0.7%	0.8%	0.8%
% of FP17s Relating to Continuations	7	2,103	0.3%	1.0%	0.9%	0.9%
% of Patients satisfied with the dentistry they have received	2	3	N/A	93.7%	93.6%	93.2%
% of Patients satisfied with the time they had to wait for an appointment	1	3	N/A	86.8%	88.6%	88.3%

* This is based on patients treated on this contract for their most recent course of treatment. Figures in italics indicate the base number of FP17s or Patient Questionnaire responses are less than 100. N/A is shown where the base number of responses is less than 10 during the period. % is calculated as Quantity/Base number*100

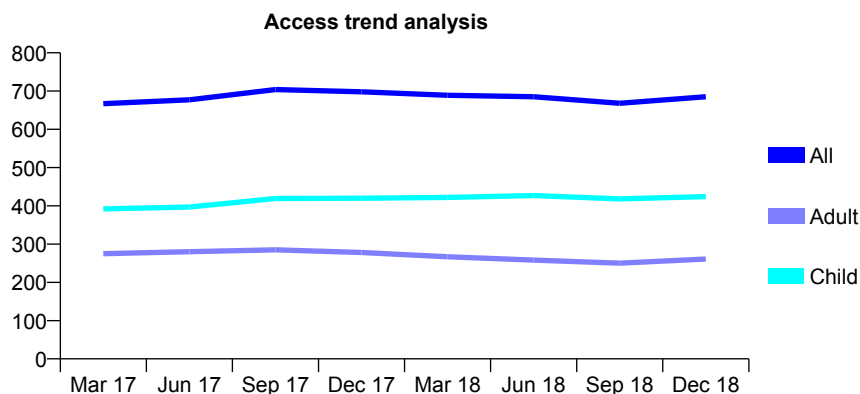
Q56 - Vital Signs At a Glance Contract Report for 907332/0001 - December 2018

Name or company name	MR HJ DHANJI
Contract type name	GDS Contract
Purpose of contract	General
Contract start date	01/04/2006
Contract end date	

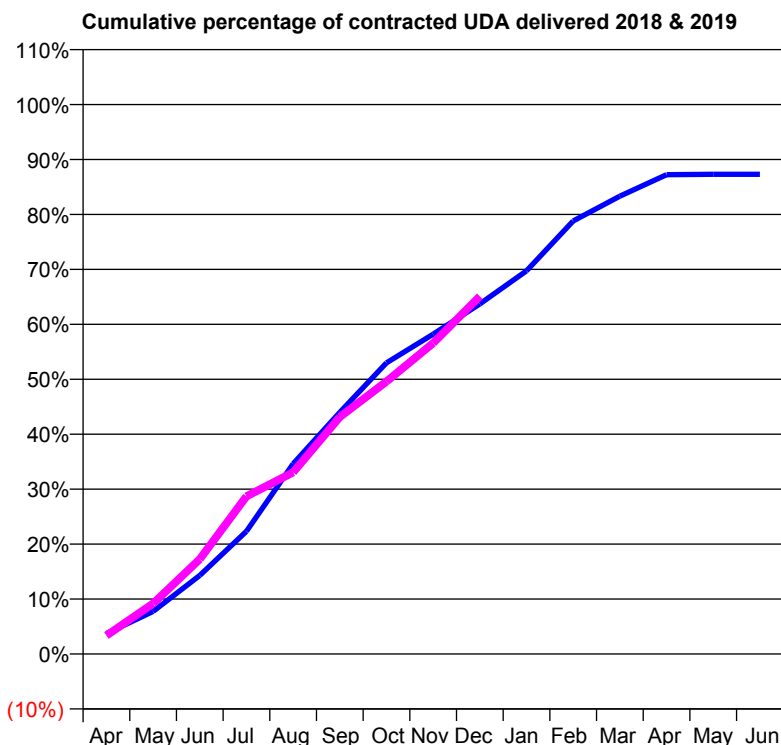
18/19 Contracted general activity (UDA)	1,400
Carry forward general activity (UDA)	0
18/19 Contracted orthodontic activity (UOA)	0
Carry forward orthodontic activity (UOA)	0
Baseline contract value	£33,086.01

ACCESS*

Patients seen in 24 months	Total	Change since previous quarter
Quarter ending December 2017	698	
Quarter ending March 2018	689	↓
Quarter ending June 2018	685	→
Quarter ending September 2018	668	↓
Quarter ending December 2018	685	↑
Variance since December 2017	(1.9%)	↓



ACTIVITY



Adjusted Scheduled Activity (UDA)		
Month	2018	2019
April	52	47
May	108	129
June	200	242
July	313	402
August	485	463
September	616	604
October	742	694
November	815	792
December	892	911
January	976	
February	1,103	
March	1,166	
April	1,221	
May	1,222	
June	1,222	

QUALITY

	Quantity	Base Number	Contract	AT	Region	England
% of FP17s for the same patient ID Re-attending within 3 months - Children	13	375	3.5%	10.8%	11.6%	11.8%
% of FP17s for the same patient ID Re-attending within 3 months - Adults	16	195	8.2%	14.0%	15.1%	15.6%
% of FP17s for the same patient ID Re-attending between 3 & 9 months - Children	63	375	16.8%	59.8%	59.9%	58.8%
% of FP17s for the same patient ID Re-attending between 3 & 9 months - Adults	71	195	36.4%	49.4%	52.0%	51.0%
% of FP17s for Band 1 Urgent Courses	6	550	1.1%	9.0%	8.0%	9.0%
% of FP17s Relating to Free Repair or Replacements	0	550	0.0%	0.7%	0.8%	0.8%
% of FP17s Relating to Continuations	0	550	0.0%	1.0%	0.9%	0.9%
% of Patients satisfied with the dentistry they have received	0	0	N/A	93.7%	93.6%	93.2%
% of Patients satisfied with the time they had to wait for an appointment	0	0	N/A	86.8%	88.6%	88.3%

* This is based on patients treated on this contract for their most recent course of treatment. Figures in italics indicate the base number of FP17s or Patient Questionnaire responses are less than 100. N/A is shown where the base number of responses is less than 10 during the period. % is calculated as Quantity/Base number*100

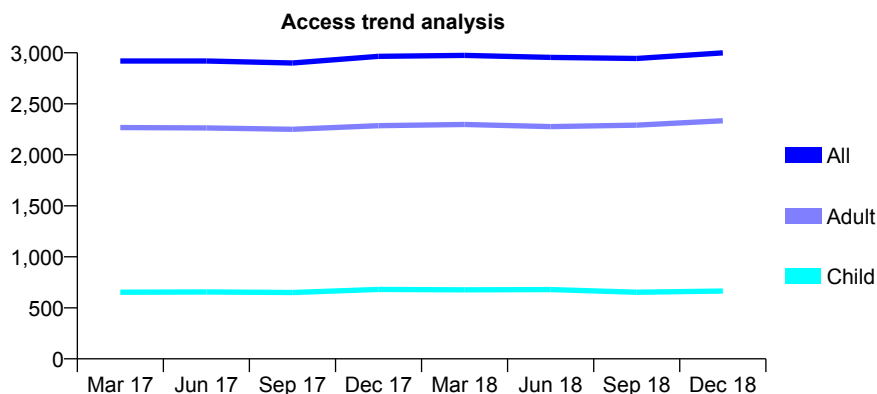
Q56 - Vital Signs At a Glance Contract Report for 908002/0001 - December 2018

Name or company name	MR DC TRENT
Contract type name	GDS Contract
Purpose of contract	General
Contract start date	01/04/2006
Contract end date	

18/19 Contracted general activity (UDA)	8,137
Carry forward general activity (UDA)	-163
18/19 Contracted orthodontic activity (UOA)	0
Carry forward orthodontic activity (UOA)	0
Baseline contract value	£174,097.54

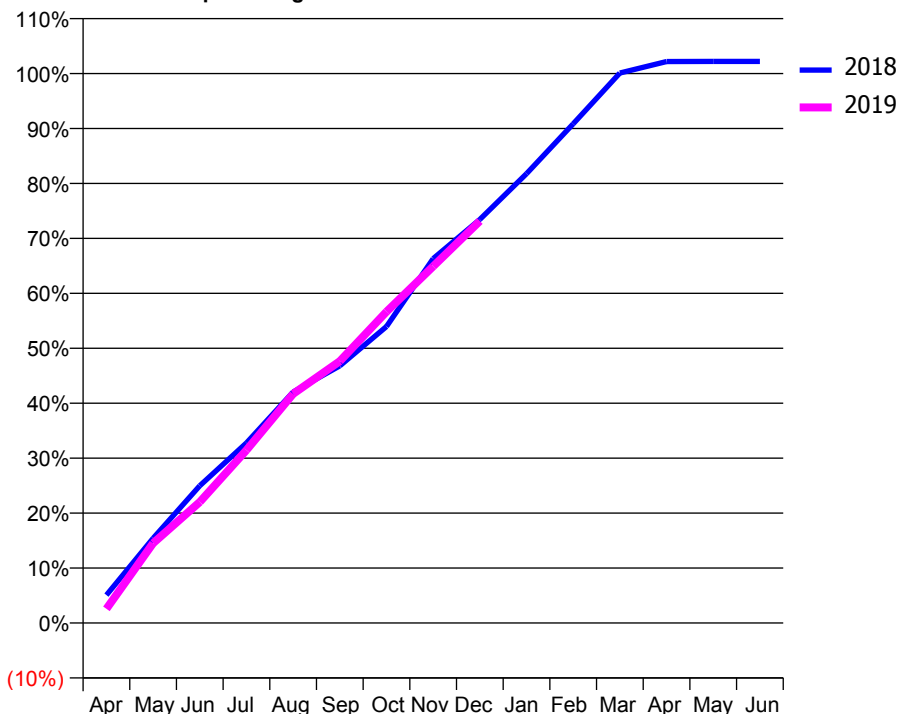
ACCESS*

Patients seen in 24 months	Total	Change since previous quarter
Quarter ending December 2017	2,966	
Quarter ending March 2018	2,974	→
Quarter ending June 2018	2,955	→
Quarter ending September 2018	2,944	→
Quarter ending December 2018	2,999	→
Variance since December 2017	1.1%	→



ACTIVITY

Cumulative percentage of contracted UDA delivered 2018 & 2019



Month	Adjusted Scheduled Activity (UDA)	
	2018	2019
April	414	210
May	1,256	1,182
June	2,034	1,792
July	2,668	2,560
August	3,421	3,393
September	3,809	3,878
October	4,390	4,610
November	5,395	5,282
December	5,975	5,952
January	6,654	
February	7,392	
March	8,145	
April	8,315	
May	8,316	
June	8,316	

QUALITY

	Quantity	Base Number	Contract	AT	Region	England
% of FP17s for the same patient ID Re-attending within 3 months - Children	33	728	4.5%	10.8%	11.6%	11.8%
% of FP17s for the same patient ID Re-attending within 3 months - Adults	287	2,427	11.8%	14.0%	15.1%	15.6%
% of FP17s for the same patient ID Re-attending between 3 & 9 months - Children	448	728	61.5%	59.8%	59.9%	58.8%
% of FP17s for the same patient ID Re-attending between 3 & 9 months - Adults	1,238	2,427	51.0%	49.4%	52.0%	51.0%
% of FP17s for Band 1 Urgent Courses	252	3,033	8.3%	9.0%	8.0%	9.0%
% of FP17s Relating to Free Repair or Replacements	1	3,033	0.0%	0.7%	0.8%	0.8%
% of FP17s Relating to Continuations	35	3,033	1.2%	1.0%	0.9%	0.9%
% of Patients satisfied with the dentistry they have received	1	1	N/A	93.7%	93.6%	93.2%
% of Patients satisfied with the time they had to wait for an appointment	1	1	N/A	86.8%	88.6%	88.3%

* This is based on patients treated on this contract for their most recent course of treatment. Figures in italics indicate the base number of FP17s or Patient Questionnaire responses are less than 100. N/A is shown where the base number of responses is less than 10 during the period. % is calculated as Quantity/Base number*100

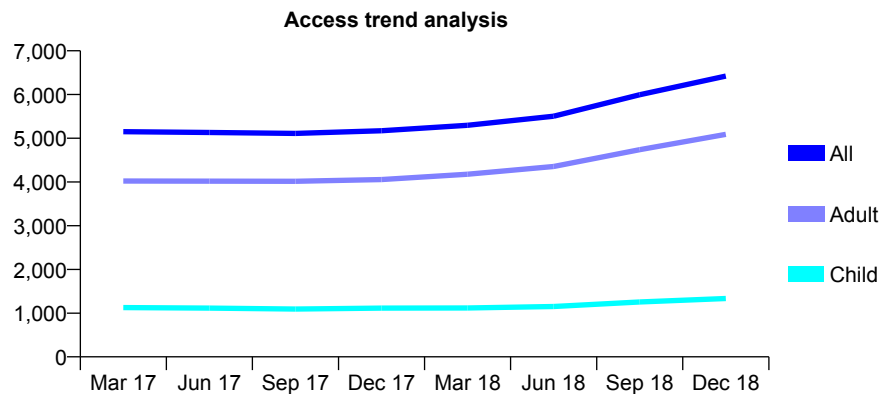
Q56 - Vital Signs At a Glance Contract Report for 910201/0001 - December 2018

Name or company name	Cheerag Raval and Gemma Raval
Contract type name	GDS Contract
Purpose of contract	General
Contract start date	01/04/2006
Contract end date	

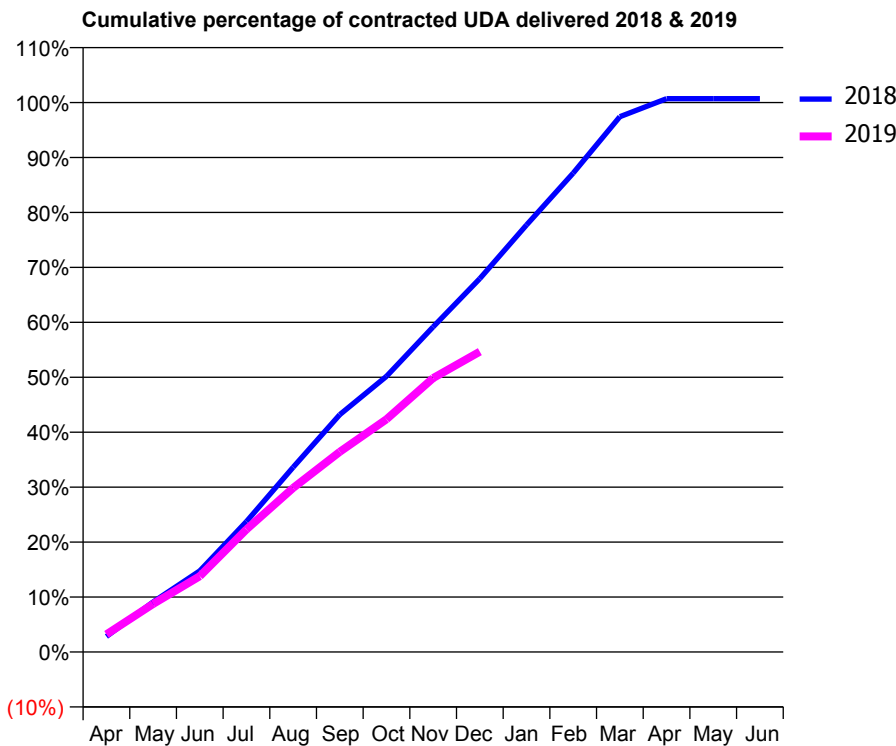
18/19 Contracted general activity (UDA)	22,892
Carry forward general activity (UDA)	-98
18/19 Contracted orthodontic activity (UOA)	0
Carry forward orthodontic activity (UOA)	0
Baseline contract value	£518,642.53

ACCESS*

Patients seen in 24 months	Total	Change since previous quarter
Quarter ending December 2017	5,170	
Quarter ending March 2018	5,297	↑
Quarter ending June 2018	5,505	↑
Quarter ending September 2018	5,994	↑
Quarter ending December 2018	6,422	↑
Variance since December 2017	24.2%	↑



ACTIVITY



Month	Adjusted Scheduled Activity (UDA)	
	2018	2019
April	404	736
May	1,296	2,002
June	2,102	3,159
July	3,383	5,109
August	4,787	6,836
September	6,152	8,342
October	7,143	9,696
November	8,426	11,414
December	9,677	12,516
January	11,066	
February	12,410	
March	13,873	
April	14,336	
May	14,336	
June	14,337	

QUALITY

	Quantity	Base Number	Contract	AT	Region	England
% of FP17s for the same patient ID Re-attending within 3 months - Children	181	1,745	10.4%	10.8%	11.6%	11.8%
% of FP17s for the same patient ID Re-attending within 3 months - Adults	790	5,415	14.6%	14.0%	15.1%	15.6%
% of FP17s for the same patient ID Re-attending between 3 & 9 months - Children	1,053	1,745	60.3%	59.8%	59.9%	58.8%
% of FP17s for the same patient ID Re-attending between 3 & 9 months - Adults	2,210	5,415	40.8%	49.4%	52.0%	51.0%
% of FP17s for Band 1 Urgent Courses	290	6,826	4.2%	9.0%	8.0%	9.0%
% of FP17s Relating to Free Repair or Replacements	62	6,826	0.9%	0.7%	0.8%	0.8%
% of FP17s Relating to Continuations	92	6,826	1.3%	1.0%	0.9%	0.9%
% of Patients satisfied with the dentistry they have received	1	1	N/A	93.7%	93.6%	93.2%
% of Patients satisfied with the time they had to wait for an appointment	0	1	N/A	86.8%	88.6%	88.3%

* This is based on patients treated on this contract for their most recent course of treatment. Figures in italics indicate the base number of FP17s or Patient Questionnaire responses are less than 100. N/A is shown where the base number of responses is less than 10 during the period. % is calculated as Quantity/Base number*100

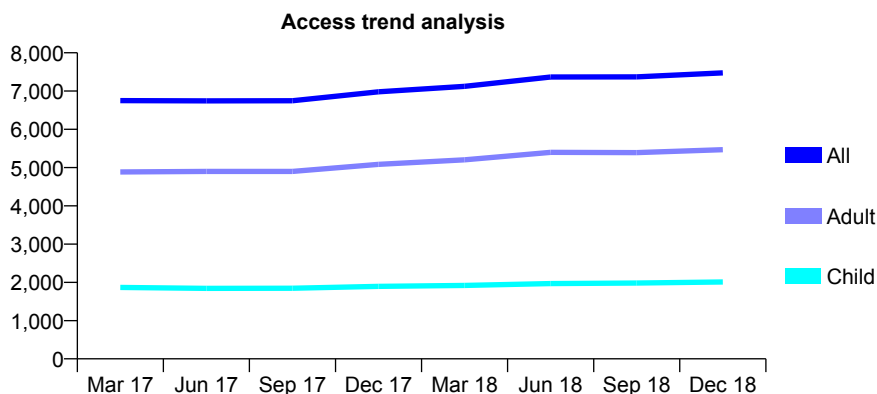
Q56 - Vital Signs At a Glance Contract Report for 915246/0001 - December 2018

Name or company name	MRS CH JACKMAN
Contract type name	GDS Contract
Purpose of contract	General
Contract start date	01/04/2006
Contract end date	

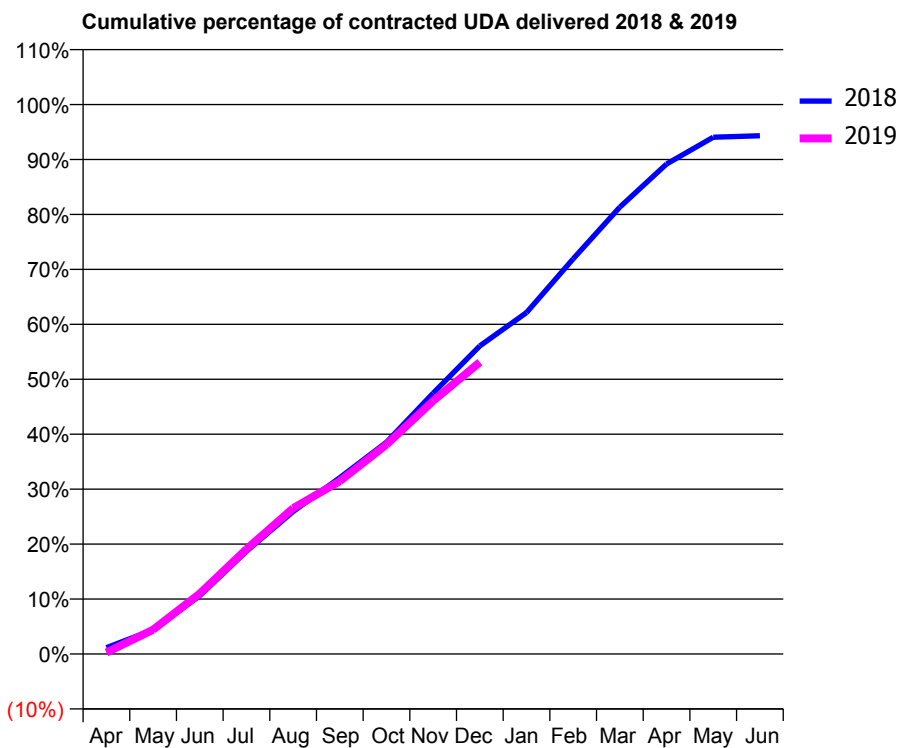
18/19 Contracted general activity (UDA)	20,400
Carry forward general activity (UDA)	0
18/19 Contracted orthodontic activity (UOA)	0
Carry forward orthodontic activity (UOA)	0
Baseline contract value	£551,249.43

ACCESS*

Patients seen in 24 months	Total	Change since previous quarter
Quarter ending December 2017	6,980	
Quarter ending March 2018	7,124	↑
Quarter ending June 2018	7,367	↑
Quarter ending September 2018	7,371	→
Quarter ending December 2018	7,477	→
Variance since December 2017	7.1%	↑



ACTIVITY



Month	Adjusted Scheduled Activity (UDA)	
	2018	2019
April	237	58
May	896	905
June	2,166	2,245
July	3,815	3,894
August	5,288	5,411
September	6,545	6,418
October	7,866	7,776
November	9,684	9,398
December	11,437	10,832
January	12,674	
February	14,669	
March	16,591	
April	18,188	
May	19,187	
June	19,238	

QUALITY

	Quantity	Base Number	Contract	AT	Region	England
% of FP17s for the same patient ID Re-attending within 3 months - Children	146	2,431	6.0%	10.8%	11.6%	11.8%
% of FP17s for the same patient ID Re-attending within 3 months - Adults	694	5,204	13.3%	14.0%	15.1%	15.6%
% of FP17s for the same patient ID Re-attending between 3 & 9 months - Children	1,693	2,431	69.6%	59.8%	59.9%	58.8%
% of FP17s for the same patient ID Re-attending between 3 & 9 months - Adults	2,716	5,204	52.2%	49.4%	52.0%	51.0%
% of FP17s for Band 1 Urgent Courses	445	6,346	7.0%	9.0%	8.0%	9.0%
% of FP17s Relating to Free Repair or Replacements	62	6,346	1.0%	0.7%	0.8%	0.8%
% of FP17s Relating to Continuations	98	6,346	1.5%	1.0%	0.9%	0.9%
% of Patients satisfied with the dentistry they have received	10	10	100.0%	93.7%	93.6%	93.2%
% of Patients satisfied with the time they had to wait for an appointment	8	10	80.0%	86.8%	88.6%	88.3%

* This is based on patients treated on this contract for their most recent course of treatment. Figures in italics indicate the base number of FP17s or Patient Questionnaire responses are less than 100. N/A is shown where the base number of responses is less than 10 during the period. % is calculated as Quantity/Base number*100

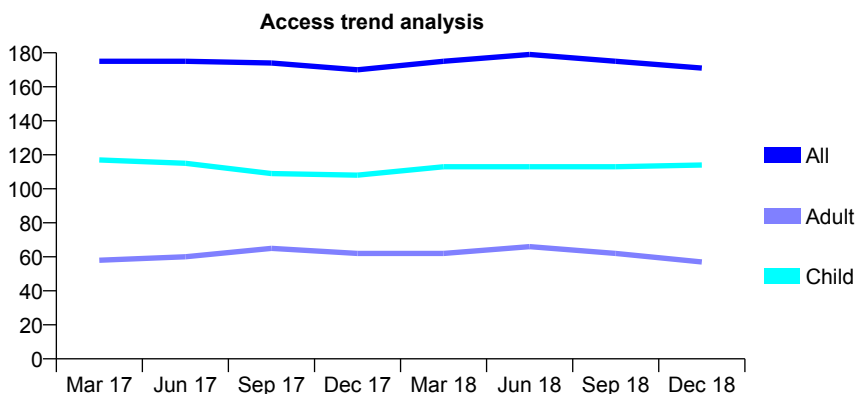
Q56 - Vital Signs At a Glance Contract Report for 920924/0001 - December 2018

Name or company name	MR JM STOKES
Contract type name	GDS Contract
Purpose of contract	General
Contract start date	01/01/2007
Contract end date	

18/19 Contracted general activity (UDA)	473
Carry forward general activity (UDA)	-9
18/19 Contracted orthodontic activity (UOA)	0
Carry forward orthodontic activity (UOA)	0
Baseline contract value	£14,205.86

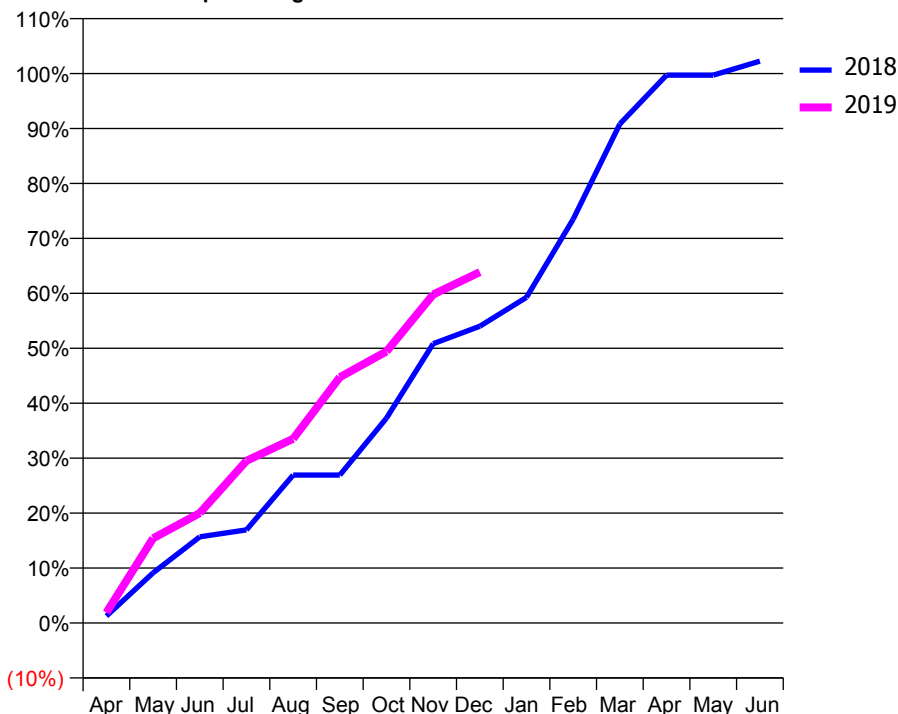
ACCESS*

Patients seen in 24 months	Total	Change since previous quarter
Quarter ending December 2017	170	
Quarter ending March 2018	175	↑
Quarter ending June 2018	179	↑
Quarter ending September 2018	175	↓
Quarter ending December 2018	171	↓
Variance since December 2017	0.6%	→



ACTIVITY

Cumulative percentage of contracted UDA delivered 2018 & 2019



Adjusted Scheduled Activity (UDA)

Month	2018	2019
April	6	9
May	43	73
June	74	95
July	80	140
August	127	159
September	127	212
October	176	234
November	240	283
December	255	302
January	280	
February	348	
March	430	
April	472	
May	472	
June	484	

QUALITY

	Quantity	Base Number	Contract	AT	Region	England
% of FP17s for the same patient ID Re-attending within 3 months - Children	2	111	1.8%	10.8%	11.6%	11.8%
% of FP17s for the same patient ID Re-attending within 3 months - Adults	11	47	23.4%	14.0%	15.1%	15.6%
% of FP17s for the same patient ID Re-attending between 3 & 9 months - Children	67	111	60.4%	59.8%	59.9%	58.8%
% of FP17s for the same patient ID Re-attending between 3 & 9 months - Adults	22	47	46.8%	49.4%	52.0%	51.0%
% of FP17s for Band 1 Urgent Courses	5	152	3.3%	9.0%	8.0%	9.0%
% of FP17s Relating to Free Repair or Replacements	0	152	0.0%	0.7%	0.8%	0.8%
% of FP17s Relating to Continuations	0	152	0.0%	1.0%	0.9%	0.9%
% of Patients satisfied with the dentistry they have received	0	0	N/A	93.7%	93.6%	93.2%
% of Patients satisfied with the time they had to wait for an appointment	0	0	N/A	86.8%	88.6%	88.3%

* This is based on patients treated on this contract for their most recent course of treatment. Figures in italics indicate the base number of FP17s or Patient Questionnaire responses are less than 100. N/A is shown where the base number of responses is less than 10 during the period. % is calculated as Quantity/Base number*100

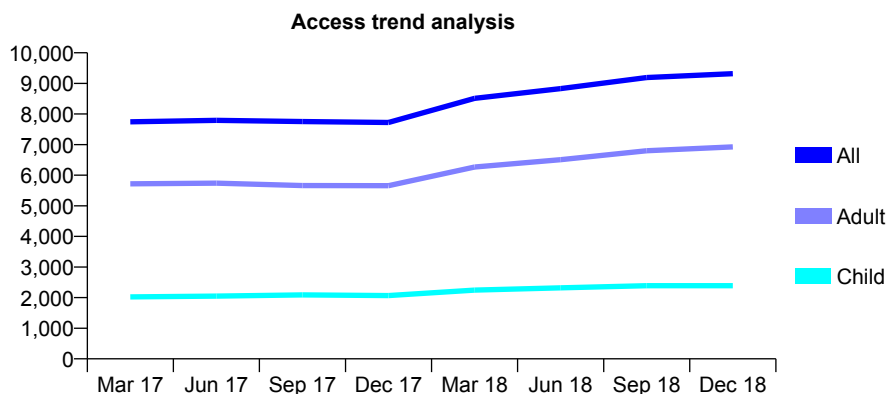
Q56 - Vital Signs At a Glance Contract Report for 920959/0001 - December 2018

Name or company name	MR OB QURESHI
Contract type name	GDS Contract
Purpose of contract	General
Contract start date	01/04/2006
Contract end date	

18/19 Contracted general activity (UDA)	22,001
Carry forward general activity (UDA)	-440
18/19 Contracted orthodontic activity (UOA)	0
Carry forward orthodontic activity (UOA)	0
Baseline contract value	£679,652.94

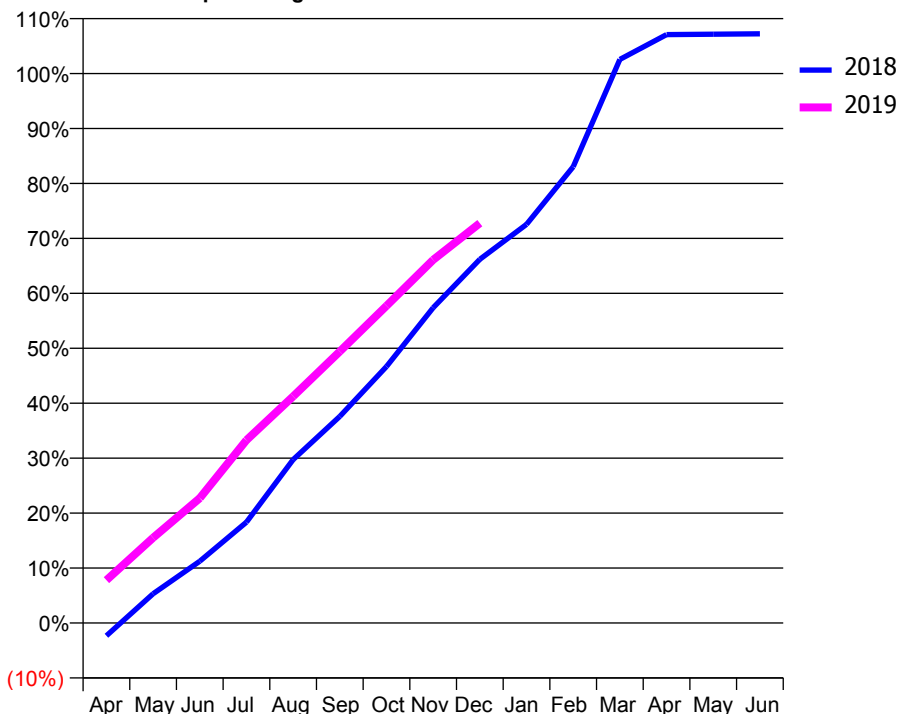
ACCESS*

Patients seen in 24 months	Total	Change since previous quarter
Quarter ending December 2017	7,723	
Quarter ending March 2018	8,514	↑
Quarter ending June 2018	8,828	↑
Quarter ending September 2018	9,193	↑
Quarter ending December 2018	9,316	→
Variance since December 2017	20.6%	↑



ACTIVITY

Cumulative percentage of contracted UDA delivered 2018 & 2019



Month	Adjusted Scheduled Activity (UDA)	
	2018	2019
April	-515	1,718
May	1,170	3,414
June	2,476	5,000
July	4,038	7,324
August	6,544	9,071
September	8,272	10,875
October	10,271	12,701
November	12,623	14,540
December	14,563	16,007
January	15,959	
February	18,269	
March	22,564	
April	23,559	
May	23,576	
June	23,592	

QUALITY

	Quantity	Base Number	Contract	AT	Region	England
% of FP17s for the same patient ID Re-attending within 3 months - Children	160	2,356	6.8%	10.8%	11.6%	11.8%
% of FP17s for the same patient ID Re-attending within 3 months - Adults	570	6,023	9.5%	14.0%	15.1%	15.6%
% of FP17s for the same patient ID Re-attending between 3 & 9 months - Children	1,266	2,356	53.7%	59.8%	59.9%	58.8%
% of FP17s for the same patient ID Re-attending between 3 & 9 months - Adults	2,652	6,023	44.0%	49.4%	52.0%	51.0%
% of FP17s for Band 1 Urgent Courses	571	7,747	7.4%	9.0%	8.0%	9.0%
% of FP17s Relating to Free Repair or Replacements	30	7,747	0.4%	0.7%	0.8%	0.8%
% of FP17s Relating to Continuations	7	7,747	0.1%	1.0%	0.9%	0.9%
% of Patients satisfied with the dentistry they have received	6	6	N/A	93.7%	93.6%	93.2%
% of Patients satisfied with the time they had to wait for an appointment	6	6	N/A	86.8%	88.6%	88.3%

* This is based on patients treated on this contract for their most recent course of treatment. Figures in italics indicate the base number of FP17s or Patient Questionnaire responses are less than 100. N/A is shown where the base number of responses is less than 10 during the period. % is calculated as Quantity/Base number*100

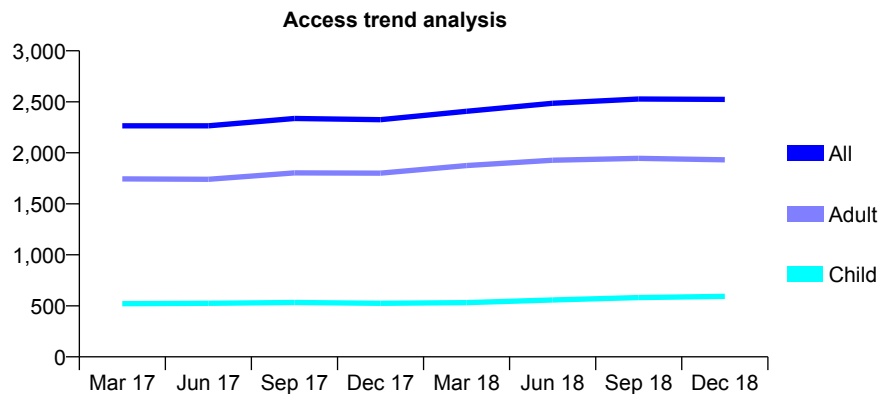
Q56 - Vital Signs At a Glance Contract Report for 926396/0001 - December 2018

Name or company name	MRS TL KLEINHANS
Contract type name	PDS Contract
Purpose of contract	General
Contract start date	01/04/2010
Contract end date	31/03/2019

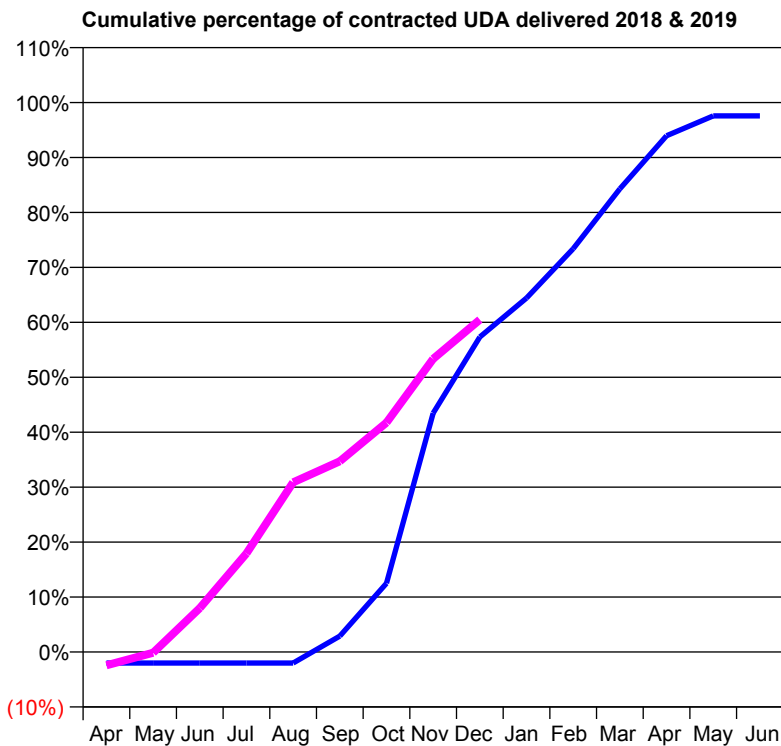
18/19 Contracted general activity (UDA)	6,600
Carry forward general activity (UDA)	161
18/19 Contracted orthodontic activity (UOA)	0
Carry forward orthodontic activity (UOA)	0
Baseline contract value	£167,426.30

ACCESS*

Patients seen in 24 months	Total	Change since previous quarter
Quarter ending December 2017	2,325	
Quarter ending March 2018	2,407	↑
Quarter ending June 2018	2,486	↑
Quarter ending September 2018	2,527	→
Quarter ending December 2018	2,524	→
Variance since December 2017	8.6%	↑



ACTIVITY



Month	Adjusted Scheduled Activity (UDA)	
	2018	2019
April	-134	-161
May	-134	-10
June	-134	528
July	-134	1,185
August	-134	2,038
September	192	2,291
October	825	2,755
November	2,870	3,521
December	3,783	3,993
January	4,251	
February	4,844	
March	5,563	
April	6,201	
May	6,439	
June	6,439	

QUALITY

	Quantity	Base Number	Contract	AT	Region	England
% of FP17s for the same patient ID Re-attending within 3 months - Children	21	659	3.2%	10.8%	11.6%	11.8%
% of FP17s for the same patient ID Re-attending within 3 months - Adults	164	1,914	8.6%	14.0%	15.1%	15.6%
% of FP17s for the same patient ID Re-attending between 3 & 9 months - Children	421	659	63.9%	59.8%	59.9%	58.8%
% of FP17s for the same patient ID Re-attending between 3 & 9 months - Adults	1,105	1,914	57.7%	49.4%	52.0%	51.0%
% of FP17s for Band 1 Urgent Courses	18	2,148	0.8%	9.0%	8.0%	9.0%
% of FP17s Relating to Free Repair or Replacements	0	2,148	0.0%	0.7%	0.8%	0.8%
% of FP17s Relating to Continuations	1	2,148	0.0%	1.0%	0.9%	0.9%
% of Patients satisfied with the dentistry they have received	2	2	N/A	93.7%	93.6%	93.2%
% of Patients satisfied with the time they had to wait for an appointment	2	2	N/A	86.8%	88.6%	88.3%

* This is based on patients treated on this contract for their most recent course of treatment. Figures in italics indicate the base number of FP17s or Patient Questionnaire responses are less than 100. N/A is shown where the base number of responses is less than 10 during the period. % is calculated as Quantity/Base number*100

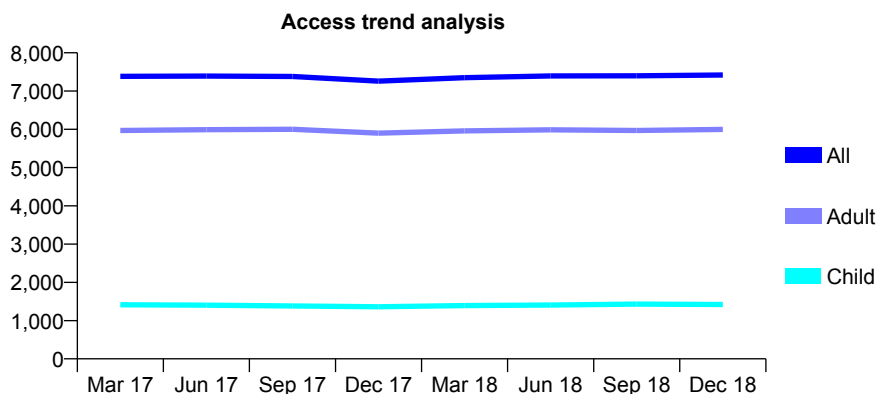
Q56 - Vital Signs At a Glance Contract Report for 927937/0001 - December 2018

Name or company name	MR NJ SUMSER-LUPSON
Contract type name	GDS Contract
Purpose of contract	General
Contract start date	01/04/2006
Contract end date	

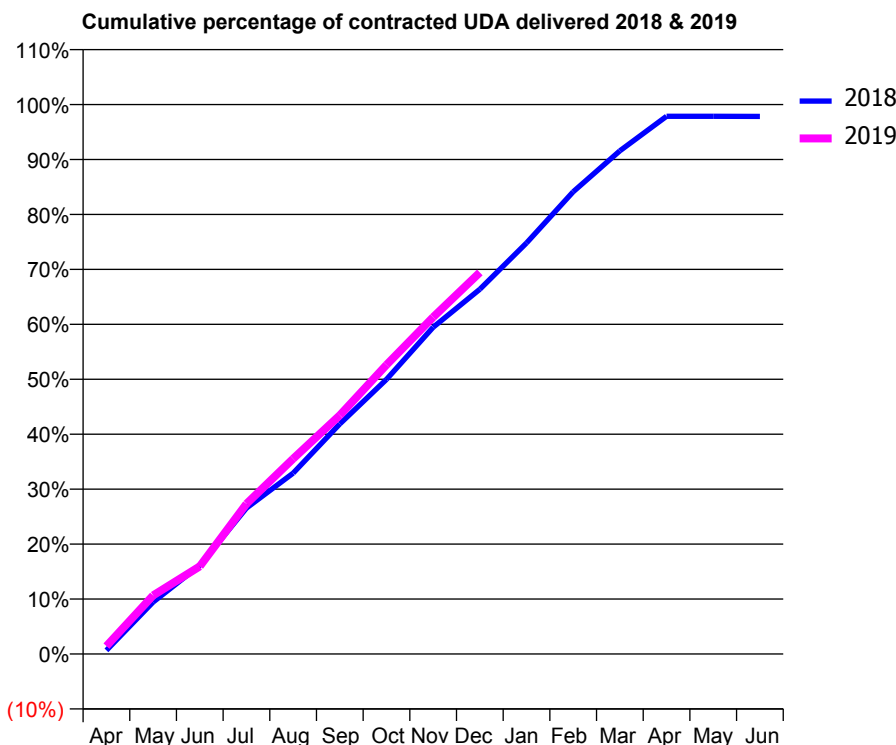
18/19 Contracted general activity (UDA)	15,939
Carry forward general activity (UDA)	346
18/19 Contracted orthodontic activity (UOA)	0
Carry forward orthodontic activity (UOA)	0
Baseline contract value	£367,419.37

ACCESS*

Patients seen in 24 months	Total	Change since previous quarter
Quarter ending December 2017	7,261	
Quarter ending March 2018	7,350	→
Quarter ending June 2018	7,396	→
Quarter ending September 2018	7,400	→
Quarter ending December 2018	7,419	→
Variance since December 2017	2.2%	↑



ACTIVITY



Month	Adjusted Scheduled Activity (UDA)	
	2018	2019
April	108	231
May	1,505	1,699
June	2,572	2,544
July	4,235	4,357
August	5,248	5,665
September	6,676	6,924
October	7,965	8,386
November	9,480	9,774
December	10,580	11,069
January	11,924	
February	13,407	
March	14,596	
April	15,596	
May	15,597	
June	15,593	

QUALITY

	Quantity	Base Number	Contract	AT	Region	England
% of FP17s for the same patient ID Re-attending within 3 months - Children	70	1,632	4.3%	10.8%	11.6%	11.8%
% of FP17s for the same patient ID Re-attending within 3 months - Adults	887	6,287	14.1%	14.0%	15.1%	15.6%
% of FP17s for the same patient ID Re-attending between 3 & 9 months - Children	972	1,632	59.6%	59.8%	59.9%	58.8%
% of FP17s for the same patient ID Re-attending between 3 & 9 months - Adults	2,852	6,287	45.4%	49.4%	52.0%	51.0%
% of FP17s for Band 1 Urgent Courses	628	7,313	8.6%	9.0%	8.0%	9.0%
% of FP17s Relating to Free Repair or Replacements	50	7,313	0.7%	0.7%	0.8%	0.8%
% of FP17s Relating to Continuations	88	7,313	1.2%	1.0%	0.9%	0.9%
% of Patients satisfied with the dentistry they have received	5	5	N/A	93.7%	93.6%	93.2%
% of Patients satisfied with the time they had to wait for an appointment	5	5	N/A	86.8%	88.6%	88.3%

* This is based on patients treated on this contract for their most recent course of treatment. Figures in italics indicate the base number of FP17s or Patient Questionnaire responses are less than 100. N/A is shown where the base number of responses is less than 10 during the period. % is calculated as Quantity/Base number*100

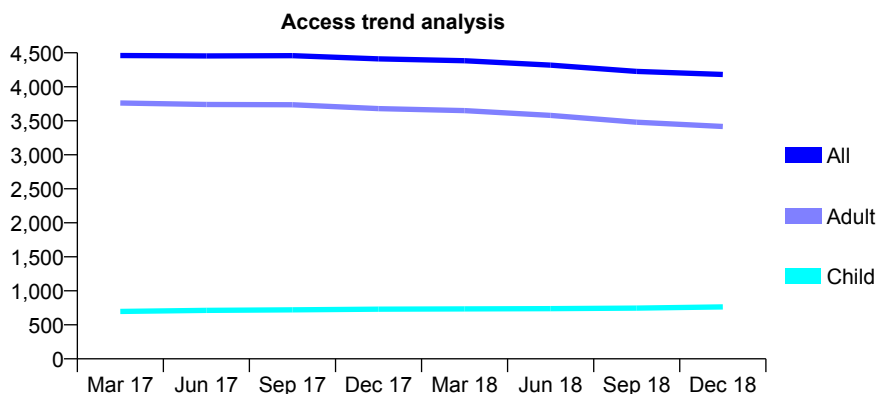
Q56 - Vital Signs At a Glance Contract Report for 929824/0001 - December 2018

Name or company name	Dental Surgery
Contract type name	GDS Contract
Purpose of contract	General
Contract start date	01/04/2006
Contract end date	

18/19 Contracted general activity (UDA)	10,295
Carry forward general activity (UDA)	-53
18/19 Contracted orthodontic activity (UOA)	0
Carry forward orthodontic activity (UOA)	0
Baseline contract value	£257,036.72

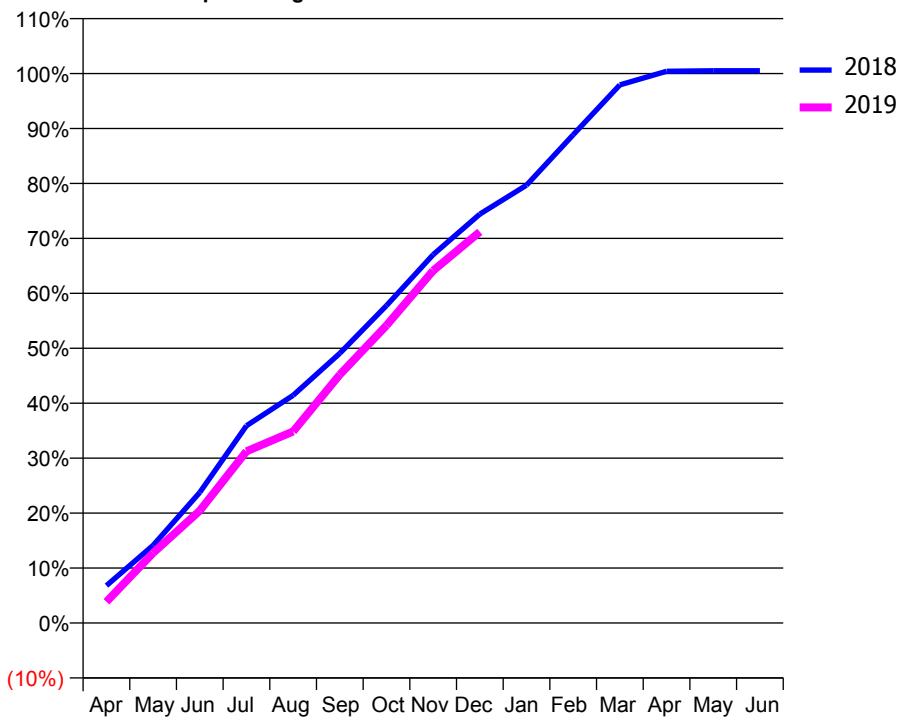
ACCESS*

Patients seen in 24 months	Total	Change since previous quarter
Quarter ending December 2017	4,410	
Quarter ending March 2018	4,384	→
Quarter ending June 2018	4,318	↓
Quarter ending September 2018	4,226	↓
Quarter ending December 2018	4,181	↓
Variance since December 2017	(5.2%)	↓



ACTIVITY

Cumulative percentage of contracted UDA delivered 2018 & 2019



Month	Adjusted Scheduled Activity (UDA)	
	2018	2019
April	700	398
May	1,455	1,312
June	2,446	2,105
July	3,696	3,217
August	4,267	3,590
September	5,052	4,652
October	5,946	5,574
November	6,903	6,603
December	7,660	7,328
January	8,203	
February	9,149	
March	10,082	
April	10,338	
May	10,348	
June	10,348	

QUALITY

	Quantity	Base Number	Contract	AT	Region	England
% of FP17s for the same patient ID Re-attending within 3 months - Children	83	921	9.0%	10.8%	11.6%	11.8%
% of FP17s for the same patient ID Re-attending within 3 months - Adults	511	3,803	13.4%	14.0%	15.1%	15.6%
% of FP17s for the same patient ID Re-attending between 3 & 9 months - Children	521	921	56.6%	59.8%	59.9%	58.8%
% of FP17s for the same patient ID Re-attending between 3 & 9 months - Adults	2,199	3,803	57.8%	49.4%	52.0%	51.0%
% of FP17s for Band 1 Urgent Courses	254	4,593	5.5%	9.0%	8.0%	9.0%
% of FP17s Relating to Free Repair or Replacements	49	4,593	1.1%	0.7%	0.8%	0.8%
% of FP17s Relating to Continuations	38	4,593	0.8%	1.0%	0.9%	0.9%
% of Patients satisfied with the dentistry they have received	1	1	N/A	93.7%	93.6%	93.2%
% of Patients satisfied with the time they had to wait for an appointment	1	1	N/A	86.8%	88.6%	88.3%

* This is based on patients treated on this contract for their most recent course of treatment. Figures in italics indicate the base number of FP17s or Patient Questionnaire responses are less than 100. N/A is shown where the base number of responses is less than 10 during the period. % is calculated as Quantity/Base number*100

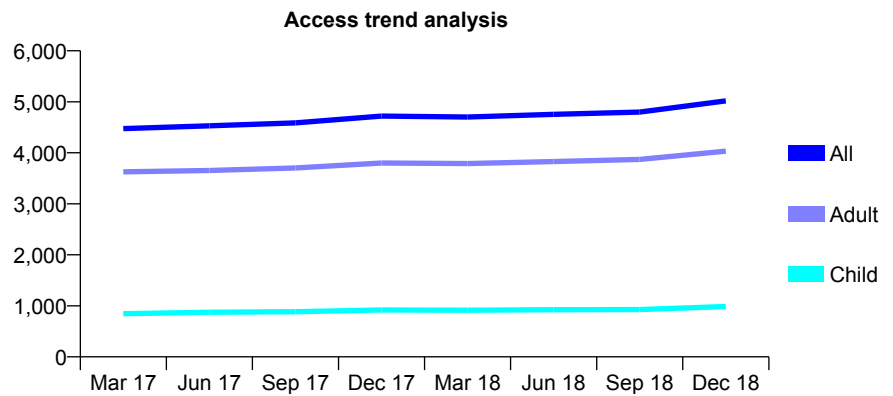
Q56 - Vital Signs At a Glance Contract Report for 931411/0003 - December 2018

Name or company name	MR M PATEL
Contract type name	GDS Contract
Purpose of contract	General
Contract start date	01/07/2012
Contract end date	

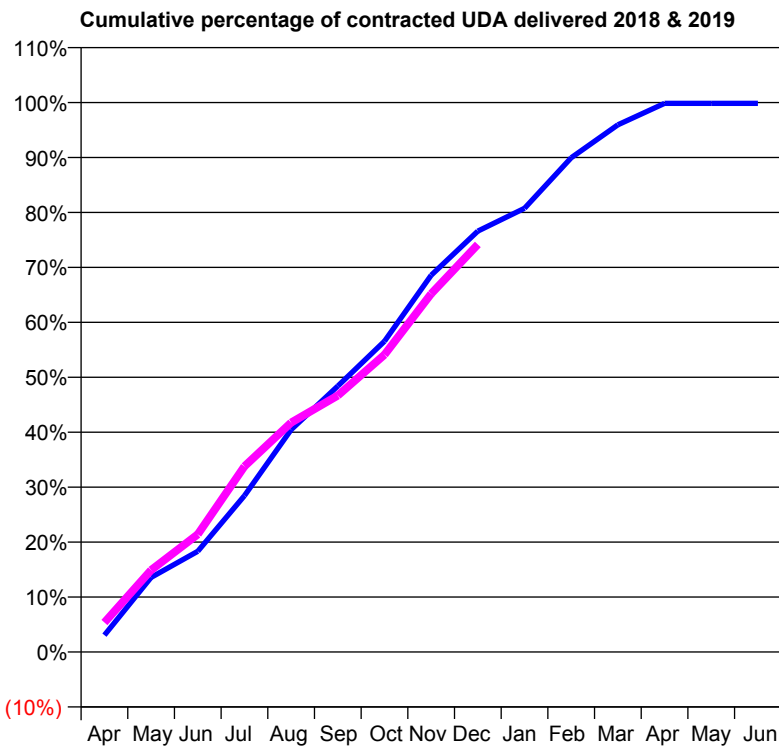
18/19 Contracted general activity (UDA)	15,000
Carry forward general activity (UDA)	23
18/19 Contracted orthodontic activity (UOA)	0
Carry forward orthodontic activity (UOA)	0
Baseline contract value	£387,979.98

ACCESS*

Patients seen in 24 months	Total	Change since previous quarter
Quarter ending December 2017	4,719	
Quarter ending March 2018	4,702	→
Quarter ending June 2018	4,754	→
Quarter ending September 2018	4,799	→
Quarter ending December 2018	5,019	↑
Variance since December 2017	6.4%	↑



ACTIVITY



Month	Adjusted Scheduled Activity (UDA)	
	2018	2019
April	462	805
May	2,038	2,238
June	2,752	3,211
July	4,268	5,068
August	6,068	6,264
September	7,261	7,000
October	8,485	8,114
November	10,283	9,779
December	11,490	11,125
January	12,112	
February	13,493	
March	14,391	
April	14,977	
May	14,977	
June	14,977	

QUALITY

	Quantity	Base Number	Contract	AT	Region	England
% of FP17s for the same patient ID Re-attending within 3 months - Children	44	1,254	3.5%	10.8%	11.6%	11.8%
% of FP17s for the same patient ID Re-attending within 3 months - Adults	630	5,020	12.5%	14.0%	15.1%	15.6%
% of FP17s for the same patient ID Re-attending between 3 & 9 months - Children	891	1,254	71.1%	59.8%	59.9%	58.8%
% of FP17s for the same patient ID Re-attending between 3 & 9 months - Adults	2,989	5,020	59.5%	49.4%	52.0%	51.0%
% of FP17s for Band 1 Urgent Courses	503	5,934	8.5%	9.0%	8.0%	9.0%
% of FP17s Relating to Free Repair or Replacements	26	5,934	0.4%	0.7%	0.8%	0.8%
% of FP17s Relating to Continuations	52	5,934	0.9%	1.0%	0.9%	0.9%
% of Patients satisfied with the dentistry they have received	5	6	N/A	93.7%	93.6%	93.2%
% of Patients satisfied with the time they had to wait for an appointment	6	6	N/A	86.8%	88.6%	88.3%

* This is based on patients treated on this contract for their most recent course of treatment. Figures in italics indicate the base number of FP17s or Patient Questionnaire responses are less than 100. N/A is shown where the base number of responses is less than 10 during the period. % is calculated as Quantity/Base number*100

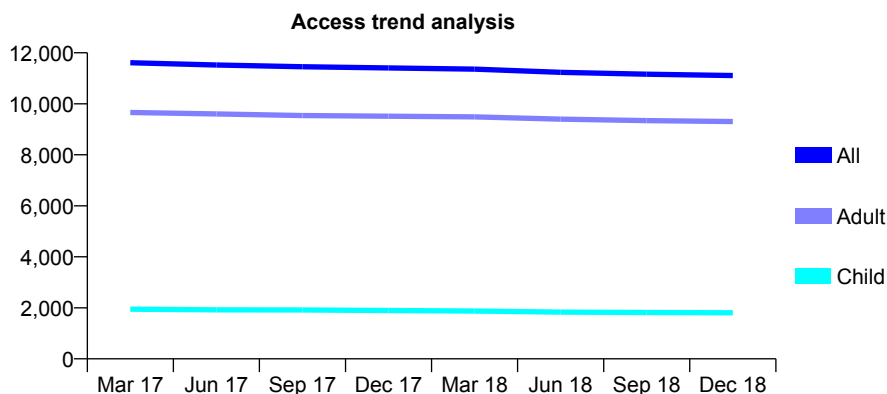
Q56 - Vital Signs At a Glance Contract Report for 931764/0001 - December 2018

Name or company name	MR MF BERGENDAL
Contract type name	GDS Contract
Purpose of contract	General
Contract start date	01/12/2014
Contract end date	

18/19 Contracted general activity (UDA)	28,637
Carry forward general activity (UDA)	470
18/19 Contracted orthodontic activity (UOA)	0
Carry forward orthodontic activity (UOA)	0
Baseline contract value	£635,343.89

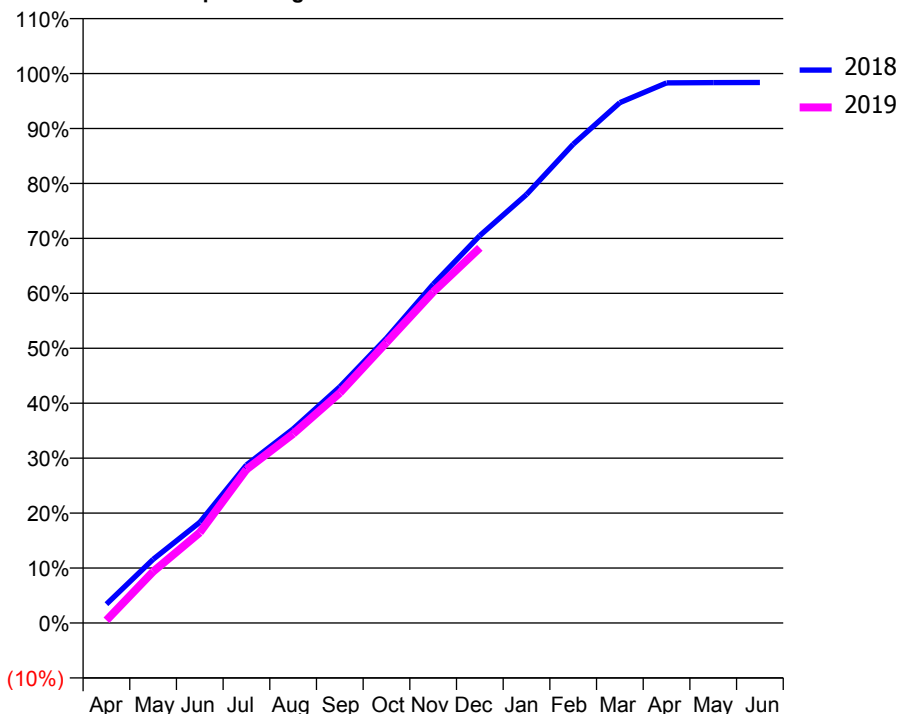
ACCESS*

Patients seen in 24 months	Total	Change since previous quarter
Quarter ending December 2017	11,409	
Quarter ending March 2018	11,360	→
Quarter ending June 2018	11,234	↓
Quarter ending September 2018	11,161	→
Quarter ending December 2018	11,111	→
Variance since December 2017	(2.6%)	↓



ACTIVITY

Cumulative percentage of contracted UDA delivered 2018 & 2019



Month	Adjusted Scheduled Activity (UDA)	
	2018	2019
April	982	142
May	3,318	2,680
June	5,250	4,715
July	8,241	8,005
August	10,115	9,860
September	12,309	11,988
October	14,847	14,617
November	17,656	17,253
December	20,192	19,554
January	22,335	
February	24,955	
March	27,117	
April	28,148	
May	28,164	
June	28,167	

QUALITY

	Quantity	Base Number	Contract	AT	Region	England
% of FP17s for the same patient ID Re-attending within 3 months - Children	97	1,982	4.9%	10.8%	11.6%	11.8%
% of FP17s for the same patient ID Re-attending within 3 months - Adults	1,378	10,636	13.0%	14.0%	15.1%	15.6%
% of FP17s for the same patient ID Re-attending between 3 & 9 months - Children	1,212	1,982	61.2%	59.8%	59.9%	58.8%
% of FP17s for the same patient ID Re-attending between 3 & 9 months - Adults	5,937	10,636	55.8%	49.4%	52.0%	51.0%
% of FP17s for Band 1 Urgent Courses	843	11,995	7.0%	9.0%	8.0%	9.0%
% of FP17s Relating to Free Repair or Replacements	126	11,995	1.1%	0.7%	0.8%	0.8%
% of FP17s Relating to Continuations	191	11,995	1.6%	1.0%	0.9%	0.9%
% of Patients satisfied with the dentistry they have received	8	8	N/A	93.7%	93.6%	93.2%
% of Patients satisfied with the time they had to wait for an appointment	8	8	N/A	86.8%	88.6%	88.3%

* This is based on patients treated on this contract for their most recent course of treatment. Figures in italics indicate the base number of FP17s or Patient Questionnaire responses are less than 100. N/A is shown where the base number of responses is less than 10 during the period. % is calculated as Quantity/Base number*100

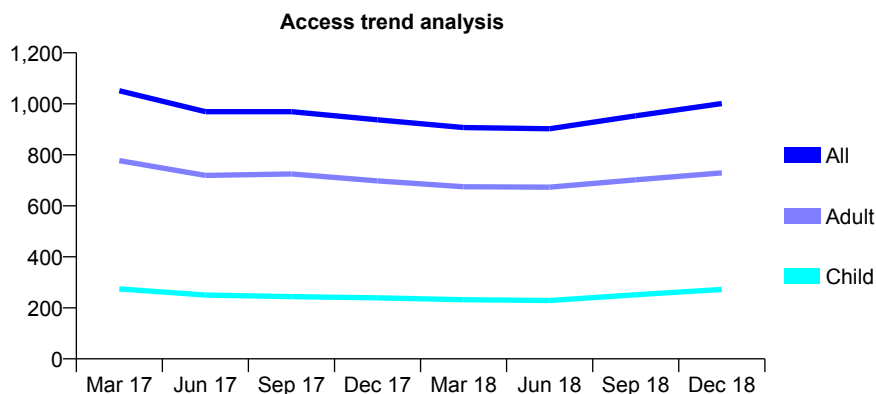
Q56 - Vital Signs At a Glance Contract Report for 934844/0001 - December 2018

Name or company name	MR S GHASEMZADEH KERMANSHAHI
Contract type name	GDS Contract
Purpose of contract	General
Contract start date	01/04/2006
Contract end date	

18/19 Contracted general activity (UDA)	2,457
Carry forward general activity (UDA)	0
18/19 Contracted orthodontic activity (UOA)	0
Carry forward orthodontic activity (UOA)	0
Baseline contract value	£62,922.72

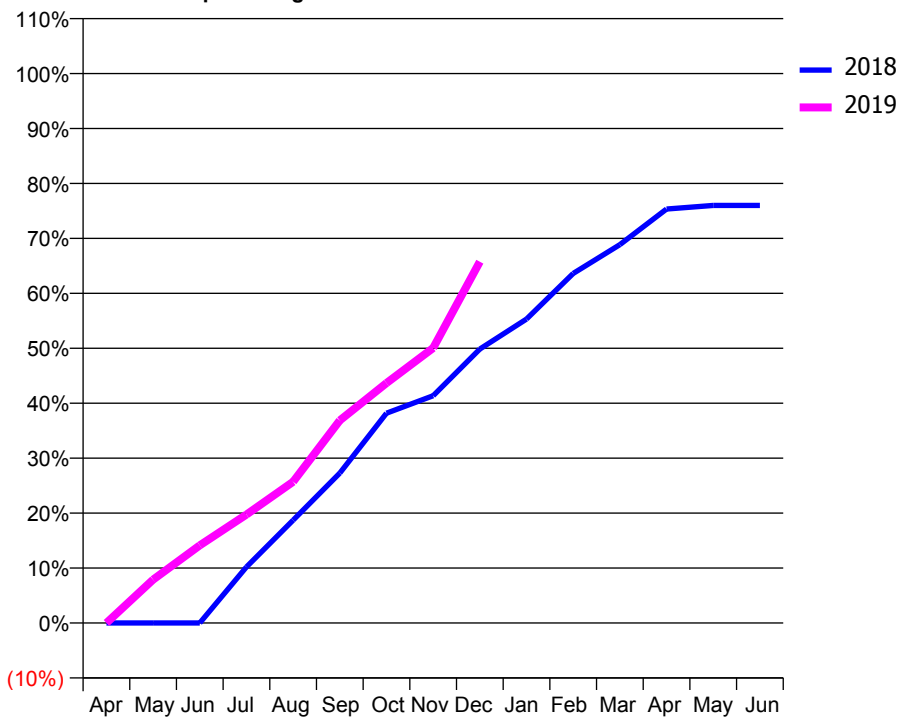
ACCESS*

Patients seen in 24 months	Total	Change since previous quarter
Quarter ending December 2017	937	
Quarter ending March 2018	907	↓
Quarter ending June 2018	902	→
Quarter ending September 2018	953	↑
Quarter ending December 2018	1,001	↑
Variance since December 2017	6.8%	↑



ACTIVITY

Cumulative percentage of contracted UDA delivered 2018 & 2019



Month	Adjusted Scheduled Activity (UDA)	
	2018	2019
April	0	0
May	0	194
June	0	347
July	251	485
August	460	632
September	670	906
October	938	1,073
November	1,016	1,230
December	1,225	1,616
January	1,359	
February	1,563	
March	1,692	
April	1,851	
May	1,867	
June	1,867	

QUALITY

	Quantity	Base Number	Contract	AT	Region	England
% of FP17s for the same patient ID Re-attending within 3 months - Children	2	236	0.8%	10.8%	11.6%	11.8%
% of FP17s for the same patient ID Re-attending within 3 months - Adults	67	714	9.4%	14.0%	15.1%	15.6%
% of FP17s for the same patient ID Re-attending between 3 & 9 months - Children	101	236	42.8%	59.8%	59.9%	58.8%
% of FP17s for the same patient ID Re-attending between 3 & 9 months - Adults	319	714	44.7%	49.4%	52.0%	51.0%
% of FP17s for Band 1 Urgent Courses	79	871	9.1%	9.0%	8.0%	9.0%
% of FP17s Relating to Free Repair or Replacements	0	871	0.0%	0.7%	0.8%	0.8%
% of FP17s Relating to Continuations	0	871	0.0%	1.0%	0.9%	0.9%
% of Patients satisfied with the dentistry they have received	0	0	N/A	93.7%	93.6%	93.2%
% of Patients satisfied with the time they had to wait for an appointment	0	0	N/A	86.8%	88.6%	88.3%

* This is based on patients treated on this contract for their most recent course of treatment. Figures in italics indicate the base number of FP17s or Patient Questionnaire responses are less than 100. N/A is shown where the base number of responses is less than 10 during the period. % is calculated as Quantity/Base number*100

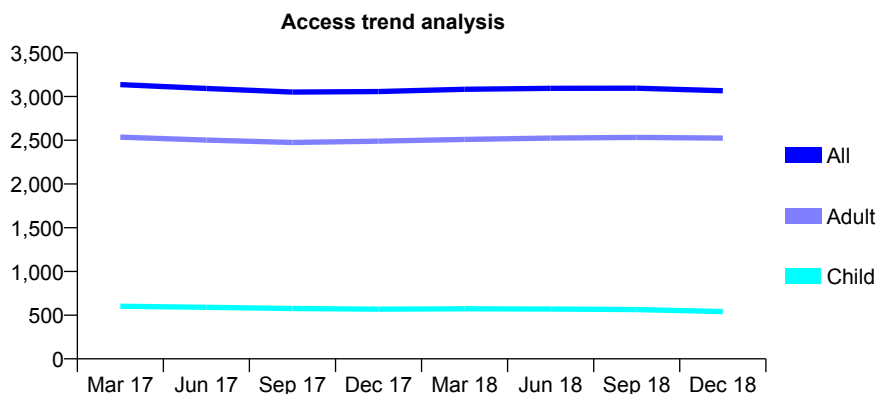
Q56 - Vital Signs At a Glance Contract Report for 936618/0001 - December 2018

Name or company name	MR MR GOODARZI
Contract type name	GDS Contract
Purpose of contract	General
Contract start date	01/04/2006
Contract end date	

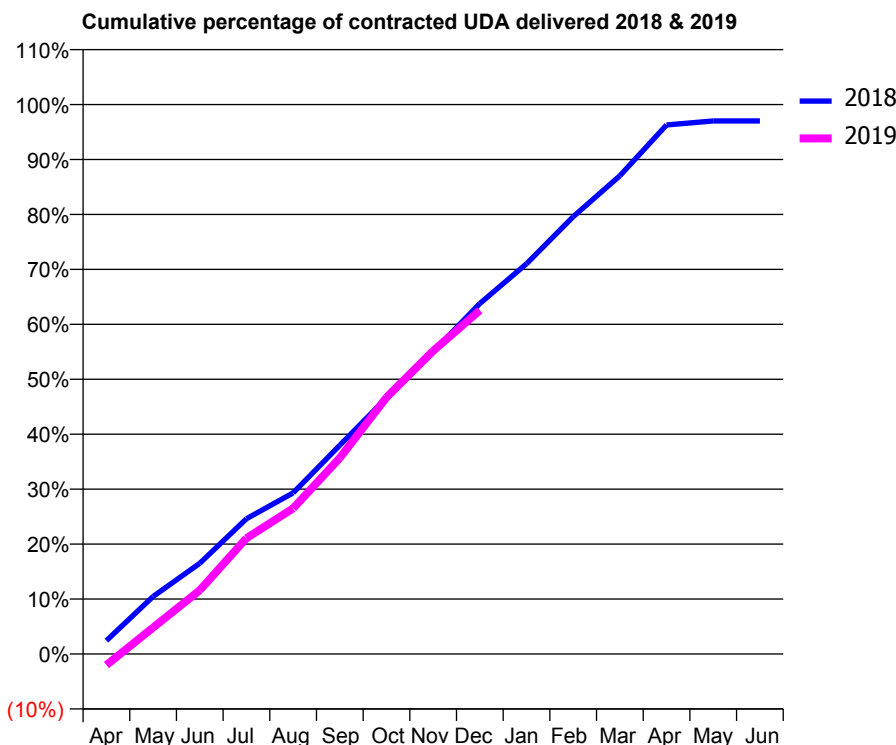
18/19 Contracted general activity (UDA)	9,500
Carry forward general activity (UDA)	299
18/19 Contracted orthodontic activity (UOA)	0
Carry forward orthodontic activity (UOA)	0
Baseline contract value	£250,051.86

ACCESS*

Patients seen in 24 months	Total	Change since previous quarter
Quarter ending December 2017	3,057	
Quarter ending March 2018	3,083	→
Quarter ending June 2018	3,093	→
Quarter ending September 2018	3,095	→
Quarter ending December 2018	3,066	→
Variance since December 2017	0.3%	→



ACTIVITY



Month	Adjusted Scheduled Activity (UDA)	
	2018	2019
April	244	-193
May	1,046	457
June	1,651	1,102
July	2,462	2,002
August	2,933	2,519
September	3,800	3,389
October	4,662	4,436
November	5,503	5,242
December	6,377	5,943
January	7,101	
February	7,958	
March	8,704	
April	9,627	
May	9,701	
June	9,701	

QUALITY

	Quantity	Base Number	Contract	AT	Region	England
% of FP17s for the same patient ID Re-attending within 3 months - Children	30	600	5.0%	10.8%	11.6%	11.8%
% of FP17s for the same patient ID Re-attending within 3 months - Adults	426	2,694	15.8%	14.0%	15.1%	15.6%
% of FP17s for the same patient ID Re-attending between 3 & 9 months - Children	385	600	64.2%	59.8%	59.9%	58.8%
% of FP17s for the same patient ID Re-attending between 3 & 9 months - Adults	1,232	2,694	45.7%	49.4%	52.0%	51.0%
% of FP17s for Band 1 Urgent Courses	309	2,934	10.5%	9.0%	8.0%	9.0%
% of FP17s Relating to Free Repair or Replacements	14	2,934	0.5%	0.7%	0.8%	0.8%
% of FP17s Relating to Continuations	30	2,934	1.0%	1.0%	0.9%	0.9%
% of Patients satisfied with the dentistry they have received	0	0	N/A	93.7%	93.6%	93.2%
% of Patients satisfied with the time they had to wait for an appointment	0	0	N/A	86.8%	88.6%	88.3%

* This is based on patients treated on this contract for their most recent course of treatment. Figures in italics indicate the base number of FP17s or Patient Questionnaire responses are less than 100. N/A is shown where the base number of responses is less than 10 during the period. % is calculated as Quantity/Base number*100

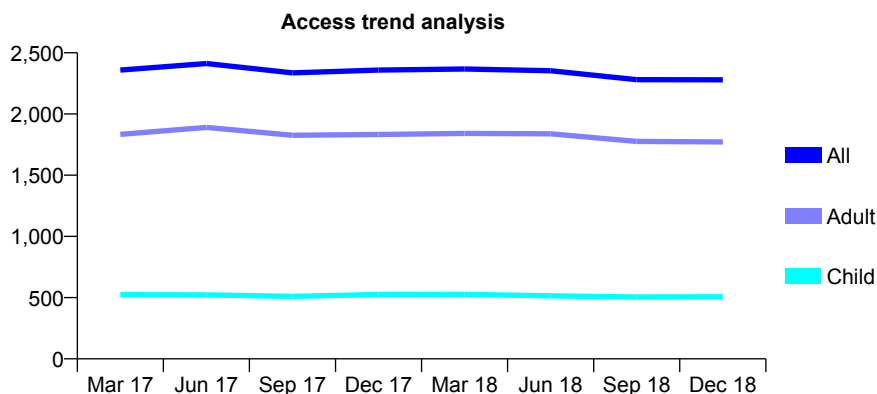
Q56 - Vital Signs At a Glance Contract Report for 943509/0001 - December 2018

Name or company name	MR A ABDOLLAHI
Contract type name	GDS Contract
Purpose of contract	General
Contract start date	01/04/2006
Contract end date	

18/19 Contracted general activity (UDA)	11,000
Carry forward general activity (UDA)	0
18/19 Contracted orthodontic activity (UOA)	0
Carry forward orthodontic activity (UOA)	0
Baseline contract value	£298,251.49

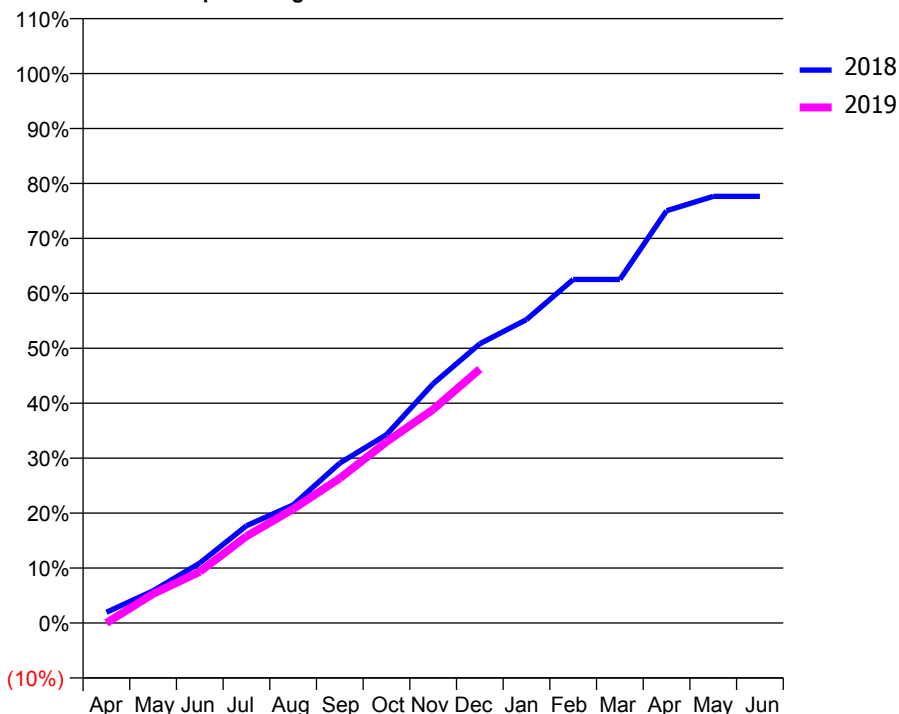
ACCESS*

Patients seen in 24 months	Total	Change since previous quarter
Quarter ending December 2017	2,359	
Quarter ending March 2018	2,368	→
Quarter ending June 2018	2,353	→
Quarter ending September 2018	2,281	↓
Quarter ending December 2018	2,279	→
Variance since December 2017	(3.4%)	↓



ACTIVITY

Cumulative percentage of contracted UDA delivered 2018 & 2019



Month	Adjusted Scheduled Activity (UDA)	
	2018	2019
April	214	0
May	643	584
June	1,199	1,027
July	1,949	1,736
August	2,365	2,280
September	3,202	2,898
October	3,770	3,627
November	4,791	4,274
December	5,590	5,085
January	6,075	
February	6,879	
March	6,879	
April	8,252	
May	8,540	
June	8,540	

QUALITY

	Quantity	Base Number	Contract	AT	Region	England
% of FP17s for the same patient ID Re-attending within 3 months - Children	32	590	5.4%	10.8%	11.6%	11.8%
% of FP17s for the same patient ID Re-attending within 3 months - Adults	159	1,953	8.1%	14.0%	15.1%	15.6%
% of FP17s for the same patient ID Re-attending between 3 & 9 months - Children	387	590	65.6%	59.8%	59.9%	58.8%
% of FP17s for the same patient ID Re-attending between 3 & 9 months - Adults	1,221	1,953	62.5%	49.4%	52.0%	51.0%
% of FP17s for Band 1 Urgent Courses	180	2,043	8.8%	9.0%	8.0%	9.0%
% of FP17s Relating to Free Repair or Replacements	0	2,043	0.0%	0.7%	0.8%	0.8%
% of FP17s Relating to Continuations	0	2,043	0.0%	1.0%	0.9%	0.9%
% of Patients satisfied with the dentistry they have received	0	0	N/A	93.7%	93.6%	93.2%
% of Patients satisfied with the time they had to wait for an appointment	0	0	N/A	86.8%	88.6%	88.3%

* This is based on patients treated on this contract for their most recent course of treatment. Figures in italics indicate the base number of FP17s or Patient Questionnaire responses are less than 100. N/A is shown where the base number of responses is less than 10 during the period. % is calculated as Quantity/Base number*100

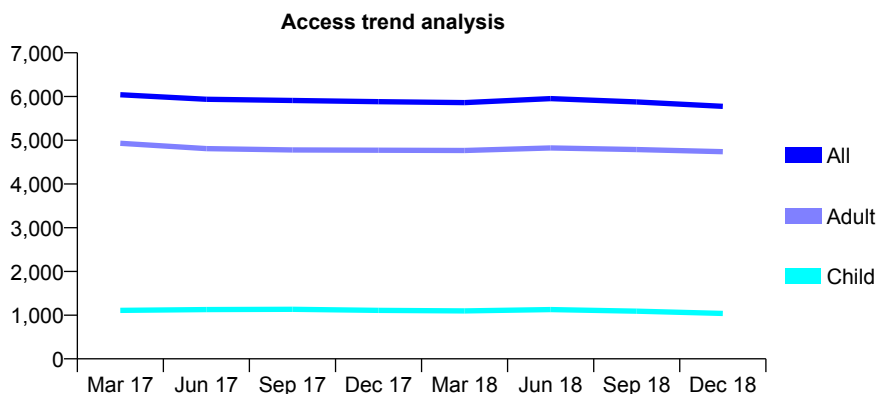
Q56 - Vital Signs At a Glance Contract Report for 949558/0001 - December 2018

Name or company name	MR DF EVANS
Contract type name	GDS Contract
Purpose of contract	General
Contract start date	02/11/2007
Contract end date	

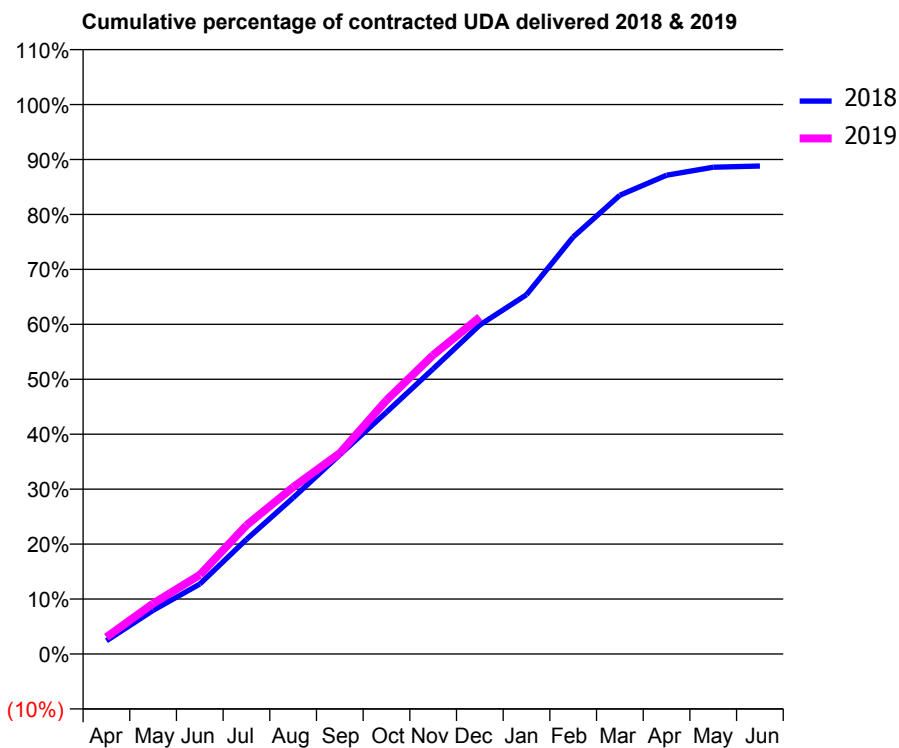
18/19 Contracted general activity (UDA)	19,076
Carry forward general activity (UDA)	0
18/19 Contracted orthodontic activity (UOA)	0
Carry forward orthodontic activity (UOA)	0
Baseline contract value	£463,042.04

ACCESS*

Patients seen in 24 months	Total	Change since previous quarter
Quarter ending December 2017	5,882	
Quarter ending March 2018	5,861	→
Quarter ending June 2018	5,951	→
Quarter ending September 2018	5,875	↓
Quarter ending December 2018	5,776	↓
Variance since December 2017	(1.8%)	↓



ACTIVITY



Month	Adjusted Scheduled Activity (UDA)	
	2018	2019
April	463	588
May	1,515	1,753
June	2,427	2,749
July	3,980	4,467
August	5,422	5,795
September	6,917	6,974
October	8,394	8,810
November	9,898	10,382
December	11,422	11,694
January	12,473	
February	14,480	
March	15,928	
April	16,622	
May	16,900	
June	16,939	

QUALITY

	Quantity	Base Number	Contract	AT	Region	England
% of FP17s for the same patient ID Re-attending within 3 months - Children	73	1,077	6.8%	10.8%	11.6%	11.8%
% of FP17s for the same patient ID Re-attending within 3 months - Adults	778	4,889	15.9%	14.0%	15.1%	15.6%
% of FP17s for the same patient ID Re-attending between 3 & 9 months - Children	568	1,077	52.7%	59.8%	59.9%	58.8%
% of FP17s for the same patient ID Re-attending between 3 & 9 months - Adults	2,129	4,889	43.5%	49.4%	52.0%	51.0%
% of FP17s for Band 1 Urgent Courses	571	5,424	10.5%	9.0%	8.0%	9.0%
% of FP17s Relating to Free Repair or Replacements	50	5,424	0.9%	0.7%	0.8%	0.8%
% of FP17s Relating to Continuations	144	5,424	2.7%	1.0%	0.9%	0.9%
% of Patients satisfied with the dentistry they have received	5	5	N/A	93.7%	93.6%	93.2%
% of Patients satisfied with the time they had to wait for an appointment	5	5	N/A	86.8%	88.6%	88.3%

* This is based on patients treated on this contract for their most recent course of treatment. Figures in italics indicate the base number of FP17s or Patient Questionnaire responses are less than 100. N/A is shown where the base number of responses is less than 10 during the period. % is calculated as Quantity/Base number*100

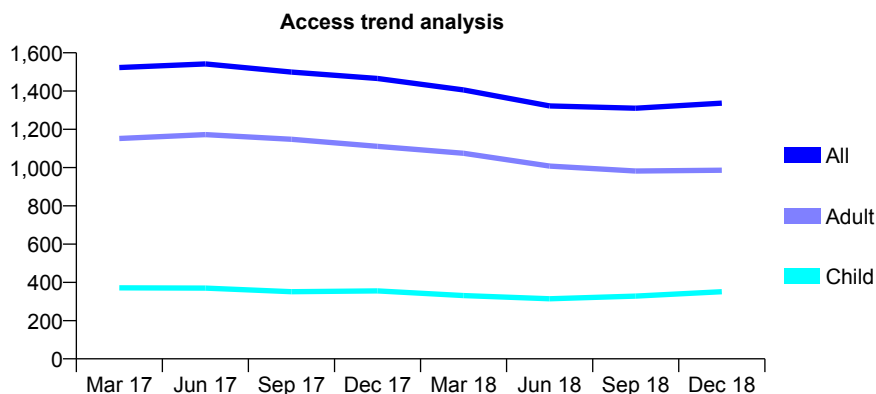
Q56 - Vital Signs At a Glance Contract Report for 949558/0002 - December 2018

Name or company name	MR DF EVANS
Contract type name	GDS Contract
Purpose of contract	General
Contract start date	01/02/2012
Contract end date	

18/19 Contracted general activity (UDA)	4,241
Carry forward general activity (UDA)	0
18/19 Contracted orthodontic activity (UOA)	0
Carry forward orthodontic activity (UOA)	0
Baseline contract value	£89,042.61

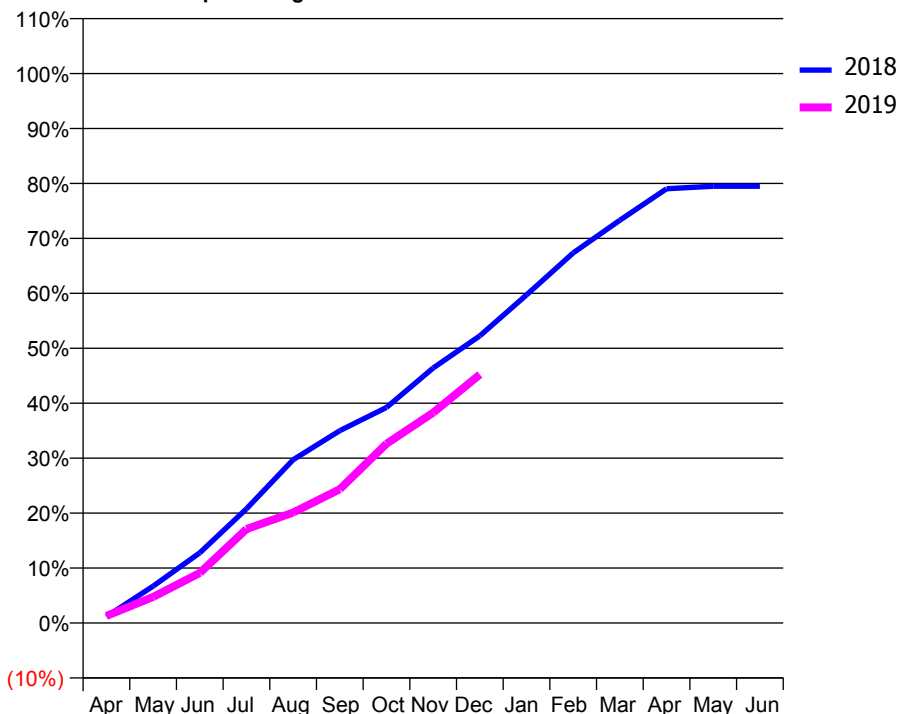
ACCESS*

Patients seen in 24 months	Total	Change since previous quarter
Quarter ending December 2017	1,466	
Quarter ending March 2018	1,406	↓
Quarter ending June 2018	1,322	↓
Quarter ending September 2018	1,310	→
Quarter ending December 2018	1,337	↑
Variance since December 2017	(8.8%)	↓



ACTIVITY

Cumulative percentage of contracted UDA delivered 2018 & 2019



Month	Adjusted Scheduled Activity (UDA)	
	2018	2019
April	50	55
May	284	201
June	542	386
July	881	725
August	1,260	853
September	1,485	1,033
October	1,664	1,383
November	1,968	1,624
December	2,216	1,918
January	2,532	
February	2,856	
March	3,108	
April	3,351	
May	3,371	
June	3,371	

QUALITY

	Quantity	Base Number	Contract	AT	Region	England
% of FP17s for the same patient ID Re-attending within 3 months - Children	20	332	6.0%	10.8%	11.6%	11.8%
% of FP17s for the same patient ID Re-attending within 3 months - Adults	91	928	9.8%	14.0%	15.1%	15.6%
% of FP17s for the same patient ID Re-attending between 3 & 9 months - Children	133	332	40.1%	59.8%	59.9%	58.8%
% of FP17s for the same patient ID Re-attending between 3 & 9 months - Adults	384	928	41.4%	49.4%	52.0%	51.0%
% of FP17s for Band 1 Urgent Courses	124	1,142	10.9%	9.0%	8.0%	9.0%
% of FP17s Relating to Free Repair or Replacements	19	1,142	1.7%	0.7%	0.8%	0.8%
% of FP17s Relating to Continuations	13	1,142	1.1%	1.0%	0.9%	0.9%
% of Patients satisfied with the dentistry they have received	2	2	N/A	93.7%	93.6%	93.2%
% of Patients satisfied with the time they had to wait for an appointment	2	2	N/A	86.8%	88.6%	88.3%

* This is based on patients treated on this contract for their most recent course of treatment. Figures in italics indicate the base number of FP17s or Patient Questionnaire responses are less than 100. N/A is shown where the base number of responses is less than 10 during the period. % is calculated as Quantity/Base number*100

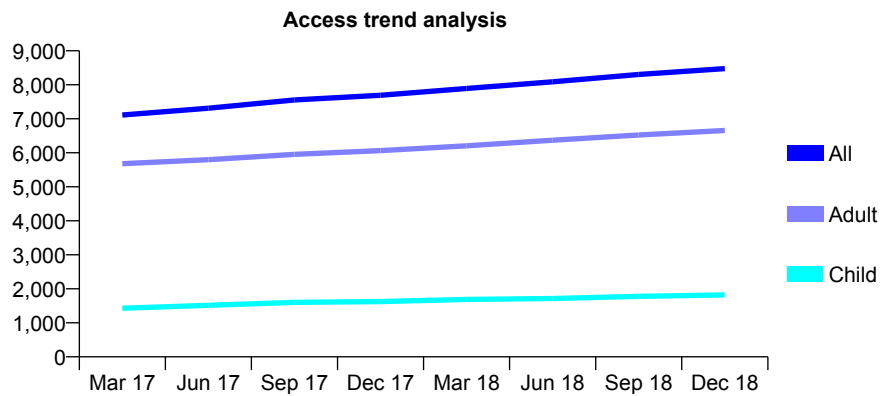
Q56 - Vital Signs At a Glance Contract Report for 962988/0001 - December 2018

Name or company name	MR HS PABARI
Contract type name	GDS Contract
Purpose of contract	General
Contract start date	01/01/2015
Contract end date	

18/19 Contracted general activity (UDA)	21,687
Carry forward general activity (UDA)	779
18/19 Contracted orthodontic activity (UOA)	0
Carry forward orthodontic activity (UOA)	0
Baseline contract value	£518,461.04

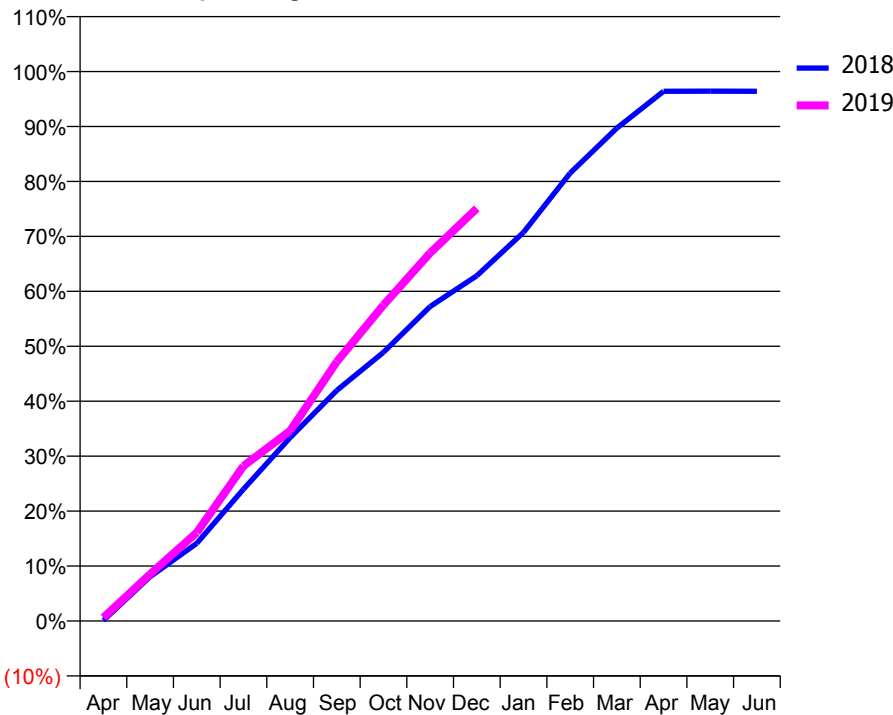
ACCESS*

Patients seen in 24 months	Total	Change since previous quarter
Quarter ending December 2017	7,691	
Quarter ending March 2018	7,893	↑
Quarter ending June 2018	8,088	↑
Quarter ending September 2018	8,305	↑
Quarter ending December 2018	8,478	↑
Variance since December 2017	10.2%	↑



ACTIVITY

Cumulative percentage of contracted UDA delivered 2018 & 2019



Month	Adjusted Scheduled Activity (UDA)	
	2018	2019
April	24	134
May	1,752	1,852
June	3,064	3,494
July	5,202	6,117
August	7,240	7,506
September	9,104	10,232
October	10,608	12,468
November	12,414	14,529
December	13,629	16,287
January	15,337	
February	17,679	
March	19,452	
April	20,904	
May	20,909	
June	20,908	

QUALITY

	Quantity	Base Number	Contract	AT	Region	England
% of FP17s for the same patient ID Re-attending within 3 months - Children	149	2,037	7.3%	10.8%	11.6%	11.8%
% of FP17s for the same patient ID Re-attending within 3 months - Adults	772	6,455	12.0%	14.0%	15.1%	15.6%
% of FP17s for the same patient ID Re-attending between 3 & 9 months - Children	1,130	2,037	55.5%	59.8%	59.9%	58.8%
% of FP17s for the same patient ID Re-attending between 3 & 9 months - Adults	2,831	6,455	43.9%	49.4%	52.0%	51.0%
% of FP17s for Band 1 Urgent Courses	708	8,008	8.8%	9.0%	8.0%	9.0%
% of FP17s Relating to Free Repair or Replacements	48	8,008	0.6%	0.7%	0.8%	0.8%
% of FP17s Relating to Continuations	20	8,008	0.2%	1.0%	0.9%	0.9%
% of Patients satisfied with the dentistry they have received	6	7	N/A	93.7%	93.6%	93.2%
% of Patients satisfied with the time they had to wait for an appointment	6	7	N/A	86.8%	88.6%	88.3%

* This is based on patients treated on this contract for their most recent course of treatment. Figures in italics indicate the base number of FP17s or Patient Questionnaire responses are less than 100. N/A is shown where the base number of responses is less than 10 during the period. % is calculated as Quantity/Base number*100

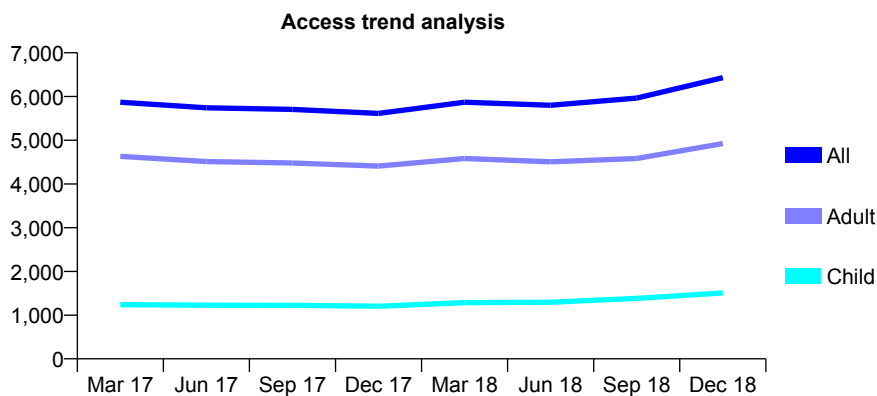
Q56 - Vital Signs At a Glance Contract Report for 966215/0001 - December 2018

Name or company name	A KAUR & A KOUR
Contract type name	GDS Contract
Purpose of contract	General
Contract start date	13/07/2010
Contract end date	

18/19 Contracted general activity (UDA)	20,300
Carry forward general activity (UDA)	0
18/19 Contracted orthodontic activity (UOA)	0
Carry forward orthodontic activity (UOA)	0
Baseline contract value	£506,152.78

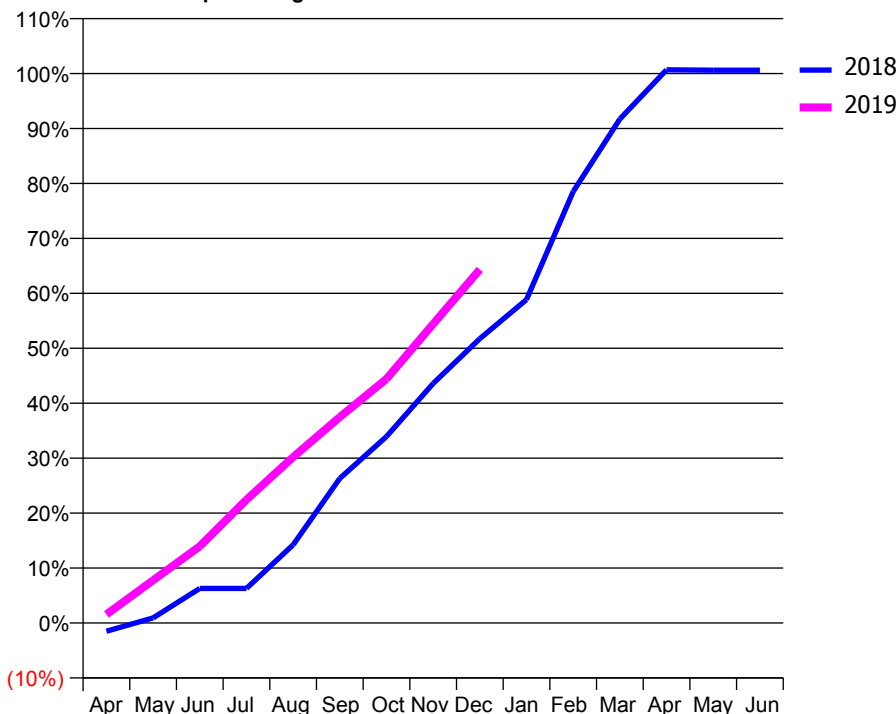
ACCESS*

Patients seen in 24 months	Total	Change since previous quarter
Quarter ending December 2017	5,613	
Quarter ending March 2018	5,869	↑
Quarter ending June 2018	5,801	↓
Quarter ending September 2018	5,965	↑
Quarter ending December 2018	6,432	↑
Variance since December 2017	14.6%	↑



ACTIVITY

Cumulative percentage of contracted UDA delivered 2018 & 2019



Month	Adjusted Scheduled Activity (UDA)	
	2018	2019
April	-261	316
May	163	1,578
June	1,084	2,837
July	1,084	4,556
August	2,453	6,129
September	4,532	7,609
October	5,845	9,018
November	7,507	11,049
December	8,910	13,061
January	10,137	
February	13,520	
March	15,792	
April	17,334	
May	17,324	
June	17,324	

QUALITY

	Quantity	Base Number	Contract	AT	Region	England
% of FP17s for the same patient ID Re-attending within 3 months - Children	91	1,602	5.7%	10.8%	11.6%	11.8%
% of FP17s for the same patient ID Re-attending within 3 months - Adults	626	5,392	11.6%	14.0%	15.1%	15.6%
% of FP17s for the same patient ID Re-attending between 3 & 9 months - Children	933	1,602	58.2%	59.8%	59.9%	58.8%
% of FP17s for the same patient ID Re-attending between 3 & 9 months - Adults	3,332	5,392	61.8%	49.4%	52.0%	51.0%
% of FP17s for Band 1 Urgent Courses	473	6,524	7.3%	9.0%	8.0%	9.0%
% of FP17s Relating to Free Repair or Replacements	42	6,524	0.6%	0.7%	0.8%	0.8%
% of FP17s Relating to Continuations	2	6,524	0.0%	1.0%	0.9%	0.9%
% of Patients satisfied with the dentistry they have received	10	10	100.0%	93.7%	93.6%	93.2%
% of Patients satisfied with the time they had to wait for an appointment	9	10	90.0%	86.8%	88.6%	88.3%

* This is based on patients treated on this contract for their most recent course of treatment. Figures in italics indicate the base number of FP17s or Patient Questionnaire responses are less than 100. N/A is shown where the base number of responses is less than 10 during the period. % is calculated as Quantity/Base number*100

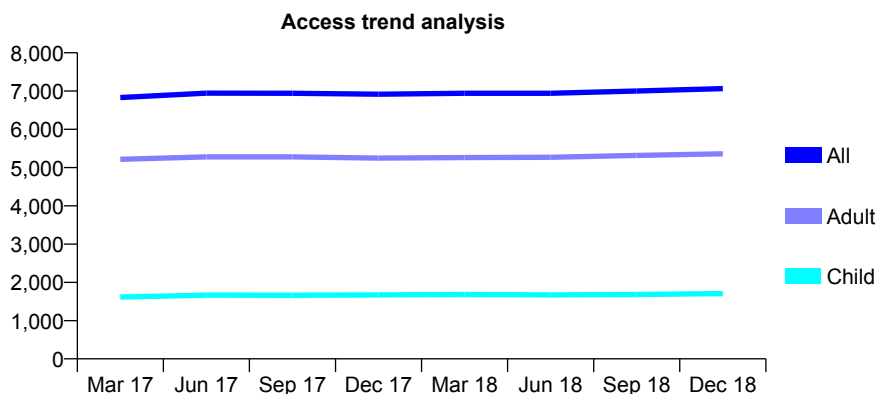
Q56 - Vital Signs At a Glance Contract Report for 968269/0002 - December 2018

Name or company name	MR IS LEIGHTON-SCOTT
Contract type name	GDS Contract
Purpose of contract	General
Contract start date	17/01/2013
Contract end date	

18/19 Contracted general activity (UDA)	17,000
Carry forward general activity (UDA)	-44
18/19 Contracted orthodontic activity (UOA)	0
Carry forward orthodontic activity (UOA)	0
Baseline contract value	£398,200.75

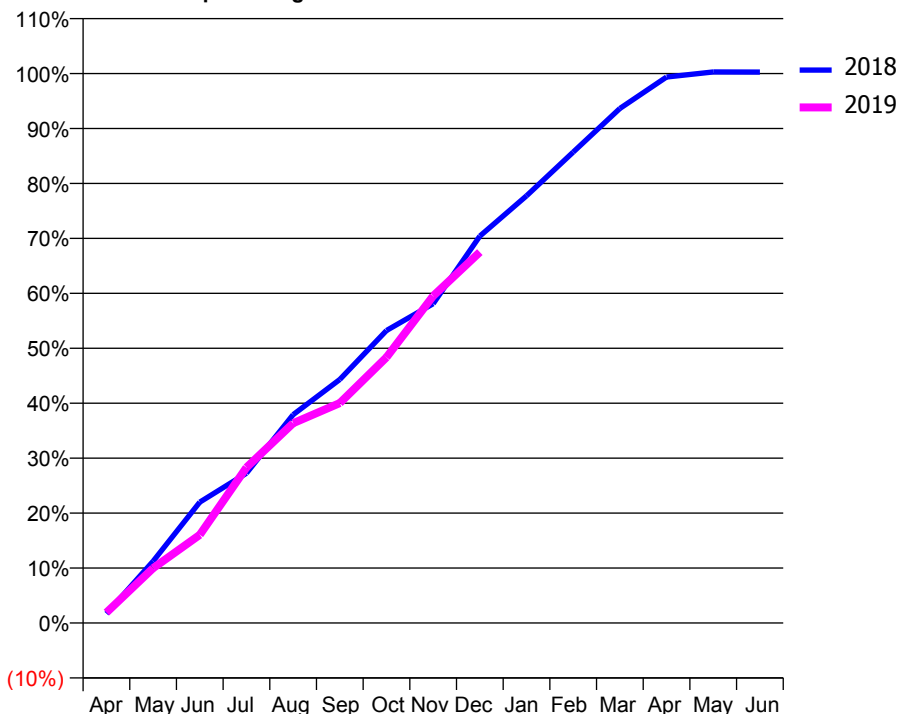
ACCESS*

Patients seen in 24 months	Total	Change since previous quarter
Quarter ending December 2017	6,919	
Quarter ending March 2018	6,942	→
Quarter ending June 2018	6,941	→
Quarter ending September 2018	7,001	→
Quarter ending December 2018	7,065	→
Variance since December 2017	2.1%	↑



ACTIVITY

Cumulative percentage of contracted UDA delivered 2018 & 2019



Month	Adjusted Scheduled Activity (UDA)	
	2018	2019
April	289	324
May	1,913	1,696
June	3,741	2,730
July	4,633	4,811
August	6,445	6,181
September	7,533	6,807
October	9,050	8,221
November	9,880	10,117
December	11,970	11,475
January	13,214	
February	14,568	
March	15,916	
April	16,893	
May	17,047	
June	17,044	

QUALITY

	Quantity	Base Number	Contract	AT	Region	England
% of FP17s for the same patient ID Re-attending within 3 months - Children	116	1,907	6.1%	10.8%	11.6%	11.8%
% of FP17s for the same patient ID Re-attending within 3 months - Adults	450	5,668	7.9%	14.0%	15.1%	15.6%
% of FP17s for the same patient ID Re-attending between 3 & 9 months - Children	1,195	1,907	62.7%	59.8%	59.9%	58.8%
% of FP17s for the same patient ID Re-attending between 3 & 9 months - Adults	3,526	5,668	62.2%	49.4%	52.0%	51.0%
% of FP17s for Band 1 Urgent Courses	438	6,942	6.3%	9.0%	8.0%	9.0%
% of FP17s Relating to Free Repair or Replacements	26	6,942	0.4%	0.7%	0.8%	0.8%
% of FP17s Relating to Continuations	37	6,942	0.5%	1.0%	0.9%	0.9%
% of Patients satisfied with the dentistry they have received	1	1	N/A	93.7%	93.6%	93.2%
% of Patients satisfied with the time they had to wait for an appointment	1	1	N/A	86.8%	88.6%	88.3%

* This is based on patients treated on this contract for their most recent course of treatment. Figures in italics indicate the base number of FP17s or Patient Questionnaire responses are less than 100. N/A is shown where the base number of responses is less than 10 during the period. % is calculated as Quantity/Base number*100

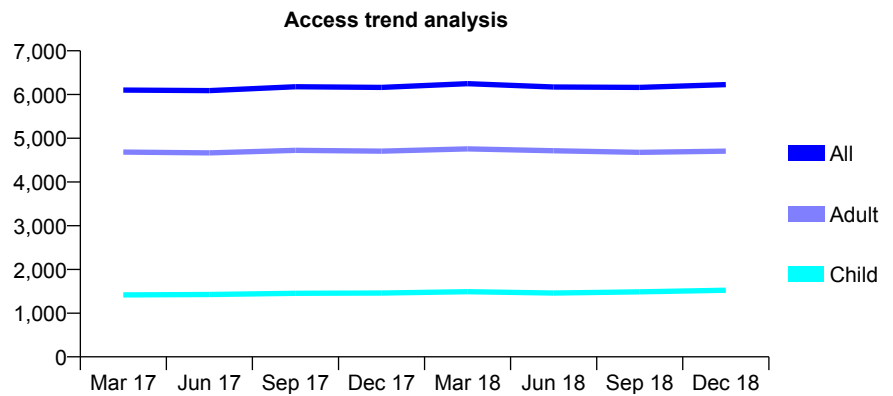
Q56 - Vital Signs At a Glance Contract Report for 982881/0001 - December 2018

Name or company name	Ramesh Sharma
Contract type name	Pilot Contract
Purpose of contract	General
Contract start date	01/04/2006
Contract end date	

18/19 Contracted general activity (UDA)	19,052
Carry forward general activity (UDA)	0
18/19 Contracted orthodontic activity (UOA)	0
Carry forward orthodontic activity (UOA)	0
Baseline contract value	£588,225.16

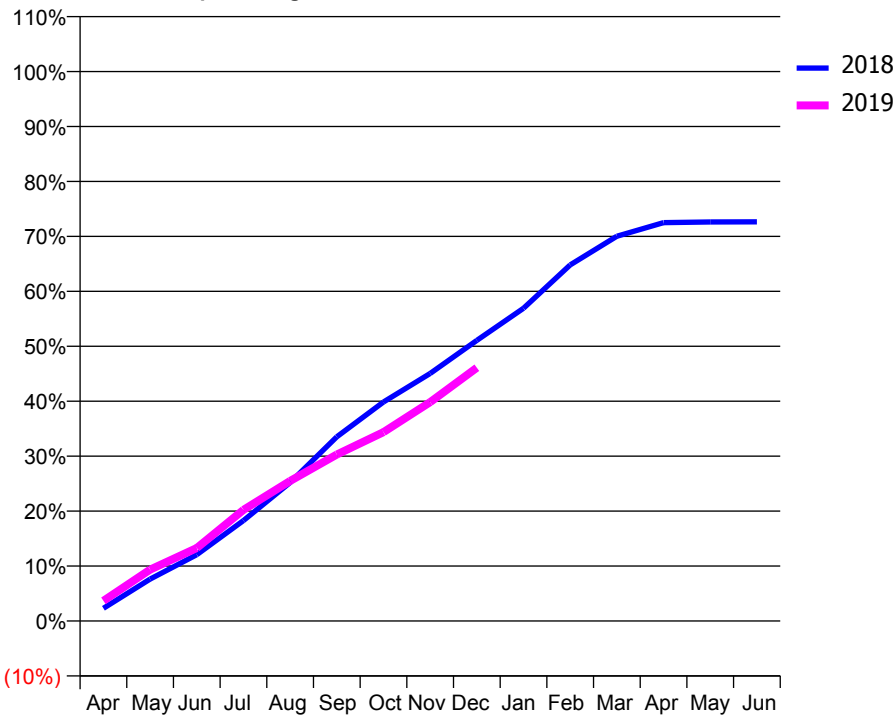
ACCESS*

Patients seen in 24 months	Total	Change since previous quarter
Quarter ending December 2017	6,162	
Quarter ending March 2018	6,248	→
Quarter ending June 2018	6,172	↓
Quarter ending September 2018	6,164	→
Quarter ending December 2018	6,228	→
Variance since December 2017	1.1%	→



ACTIVITY

Cumulative percentage of contracted UDA delivered 2018 & 2019



Month	Adjusted Scheduled Activity (UDA)	
	2018	2019
April	443	702
May	1,453	1,781
June	2,300	2,531
July	3,483	3,855
August	4,802	4,857
September	6,388	5,773
October	7,592	6,549
November	8,581	7,589
December	9,728	8,783
January	10,846	
February	12,348	
March	13,339	
April	13,810	
May	13,834	
June	13,839	

QUALITY

	Quantity	Base Number	Contract	AT	Region	England
% of FP17s for the same patient ID Re-attending within 3 months - Children	54	1,319	4.1%	10.8%	11.6%	11.8%
% of FP17s for the same patient ID Re-attending within 3 months - Adults	350	3,333	10.5%	14.0%	15.1%	15.6%
% of FP17s for the same patient ID Re-attending between 3 & 9 months - Children	671	1,319	50.9%	59.8%	59.9%	58.8%
% of FP17s for the same patient ID Re-attending between 3 & 9 months - Adults	883	3,333	26.5%	49.4%	52.0%	51.0%
% of FP17s for Band 1 Urgent Courses	361	4,423	8.2%	9.0%	8.0%	9.0%
% of FP17s Relating to Free Repair or Replacements	30	4,423	0.7%	0.7%	0.8%	0.8%
% of FP17s Relating to Continuations	6	4,423	0.1%	1.0%	0.9%	0.9%
% of Patients satisfied with the dentistry they have received	1	1	N/A	93.7%	93.6%	93.2%
% of Patients satisfied with the time they had to wait for an appointment	1	1	N/A	86.8%	88.6%	88.3%

* This is based on patients treated on this contract for their most recent course of treatment. Figures in italics indicate the base number of FP17s or Patient Questionnaire responses are less than 100. N/A is shown where the base number of responses is less than 10 during the period. % is calculated as Quantity/Base number*100

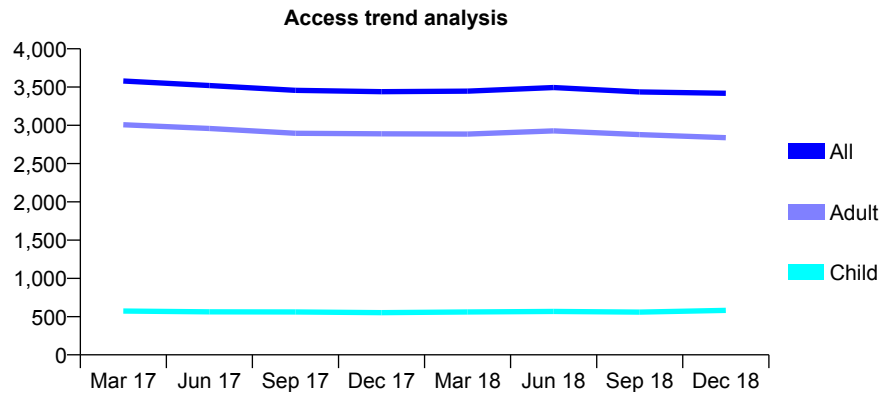
Q56 - Vital Signs At a Glance Contract Report for 997730/0001 - December 2018

Name or company name	MR AP YAXLEY
Contract type name	GDS Contract
Purpose of contract	General
Contract start date	01/04/2006
Contract end date	

18/19 Contracted general activity (UDA)	10,970
Carry forward general activity (UDA)	0
18/19 Contracted orthodontic activity (UOA)	0
Carry forward orthodontic activity (UOA)	0
Baseline contract value	£253,314.56

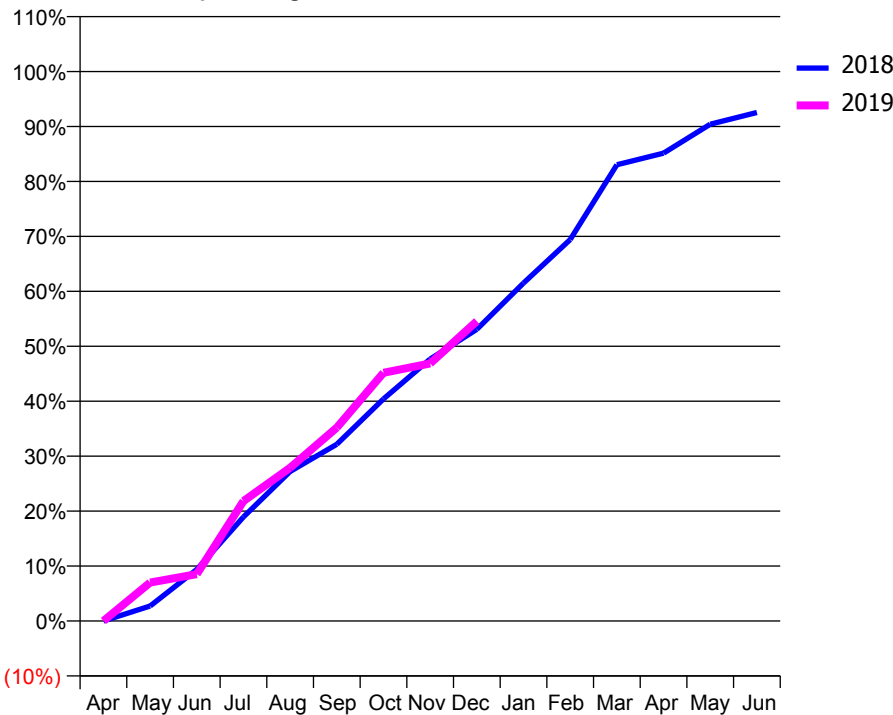
ACCESS*

Patients seen in 24 months	Total	Change since previous quarter
Quarter ending December 2017	3,440	
Quarter ending March 2018	3,447	→
Quarter ending June 2018	3,494	→
Quarter ending September 2018	3,436	↓
Quarter ending December 2018	3,419	→
Variance since December 2017	(0.6%)	→



ACTIVITY

Cumulative percentage of contracted UDA delivered 2018 & 2019



Month	Adjusted Scheduled Activity (UDA)	
	2018	2019
April	0	0
May	298	767
June	1,028	936
July	2,079	2,394
August	2,984	3,060
September	3,529	3,861
October	4,435	4,956
November	5,230	5,142
December	5,822	5,986
January	6,747	
February	7,614	
March	9,109	
April	9,341	
May	9,919	
June	10,151	

QUALITY

	Quantity	Base Number	Contract	AT	Region	England
% of FP17s for the same patient ID Re-attending within 3 months - Children	63	486	13.0%	10.8%	11.6%	11.8%
% of FP17s for the same patient ID Re-attending within 3 months - Adults	493	2,411	20.4%	14.0%	15.1%	15.6%
% of FP17s for the same patient ID Re-attending between 3 & 9 months - Children	113	486	23.3%	59.8%	59.9%	58.8%
% of FP17s for the same patient ID Re-attending between 3 & 9 months - Adults	759	2,411	31.5%	49.4%	52.0%	51.0%
% of FP17s for Band 1 Urgent Courses	304	2,535	12.0%	9.0%	8.0%	9.0%
% of FP17s Relating to Free Repair or Replacements	98	2,535	3.9%	0.7%	0.8%	0.8%
% of FP17s Relating to Continuations	72	2,535	2.8%	1.0%	0.9%	0.9%
% of Patients satisfied with the dentistry they have received	2	2	N/A	93.7%	93.6%	93.2%
% of Patients satisfied with the time they had to wait for an appointment	2	2	N/A	86.8%	88.6%	88.3%

* This is based on patients treated on this contract for their most recent course of treatment. Figures in italics indicate the base number of FP17s or Patient Questionnaire responses are less than 100. N/A is shown where the base number of responses is less than 10 during the period. % is calculated as Quantity/Base number*100